



Full wwPDB X-ray Structure Validation Report ⓘ

Oct 10, 2023 – 01:33 AM EDT

PDB ID : 4V7Y
Title : Structure of the *Thermus thermophilus* 70S ribosome complexed with azithromycin.
Authors : Bulkley, D.P.; Innis, C.A.; Blaha, G.; Steitz, T.A.
Deposited on : 2010-08-18
Resolution : 3.00 Å (reported)

This is a Full wwPDB X-ray Structure Validation Report for a publicly released PDB entry.

We welcome your comments at validation@mail.wwpdb.org

A user guide is available at

<https://www.wwpdb.org/validation/2017/XrayValidationReportHelp>

with specific help available everywhere you see the ⓘ symbol.

The types of validation reports are described at

<http://www.wwpdb.org/validation/2017/FAQs#types>.

The following versions of software and data (see [references ⓘ](#)) were used in the production of this report:

MolProbity : 4.02b-467
Mogul : 1.8.5 (274361), CSD as541be (2020)
Xtriage (Phenix) : 1.13
EDS : 2.35.1
buster-report : 1.1.7 (2018)
Percentile statistics : 20191225.v01 (using entries in the PDB archive December 25th 2019)
Refmac : 5.8.0158
CCP4 : 7.0.044 (Gargrove)
Ideal geometry (proteins) : Engh & Huber (2001)
Ideal geometry (DNA, RNA) : Parkinson et al. (1996)
Validation Pipeline (wwPDB-VP) : 2.35.1

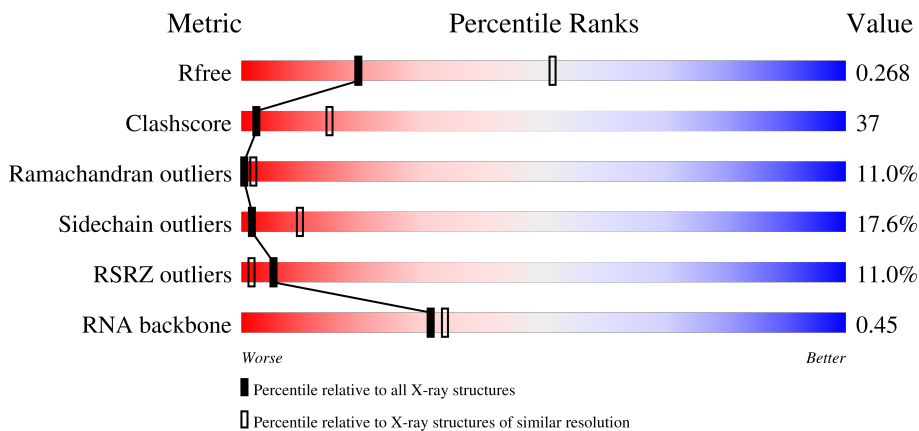
1 Overall quality at a glance i

The following experimental techniques were used to determine the structure:

X-RAY DIFFRACTION

The reported resolution of this entry is 3.00 Å.

Percentile scores (ranging between 0-100) for global validation metrics of the entry are shown in the following graphic. The table shows the number of entries on which the scores are based.



Metric	Whole archive (#Entries)	Similar resolution (#Entries, resolution range(Å))
R_{free}	130704	2092 (3.00-3.00)
Clashscore	141614	2416 (3.00-3.00)
Ramachandran outliers	138981	2333 (3.00-3.00)
Sidechain outliers	138945	2336 (3.00-3.00)
RSRZ outliers	127900	1990 (3.00-3.00)
RNA backbone	3102	1173 (3.30-2.70)

The table below summarises the geometric issues observed across the polymeric chains and their fit to the electron density. The red, orange, yellow and green segments of the lower bar indicate the fraction of residues that contain outliers for ≥ 3 , 2, 1 and 0 types of geometric quality criteria respectively. A grey segment represents the fraction of residues that are not modelled. The numeric value for each fraction is indicated below the corresponding segment, with a dot representing fractions $\leq 5\%$. The upper red bar (where present) indicates the fraction of residues that have poor fit to the electron density. The numeric value is given above the bar.

Mol	Chain	Length	Quality of chain
1	AA	1522	<div style="display: flex; justify-content: space-between; align-items: center;"> <div style="text-align: center;">12%</div> <div style="width: 100%; height: 15px; background: linear-gradient(to right, red, orange, yellow, green, grey);"></div> <div style="text-align: center;">26%</div> <div style="text-align: center;">57%</div> <div style="text-align: center;">15%</div> <div style="font-size: 0.8em;">•</div> </div>
1	CA	1522	<div style="display: flex; justify-content: space-between; align-items: center;"> <div style="text-align: center;">13%</div> <div style="width: 100%; height: 15px; background: linear-gradient(to right, red, orange, yellow, green, grey);"></div> <div style="text-align: center;">26%</div> <div style="text-align: center;">56%</div> <div style="text-align: center;">16%</div> <div style="font-size: 0.8em;">•</div> </div>
2	AB	256	<div style="display: flex; justify-content: space-between; align-items: center;"> <div style="text-align: center;">12%</div> <div style="width: 100%; height: 15px; background: linear-gradient(to right, red, orange, yellow, green, grey);"></div> <div style="text-align: center;">34%</div> <div style="text-align: center;">44%</div> <div style="text-align: center;">12%</div> <div style="text-align: center;">8%</div> <div style="font-size: 0.8em;">•</div> </div>
2	CB	256	<div style="display: flex; justify-content: space-between; align-items: center;"> <div style="text-align: center;">18%</div> <div style="width: 100%; height: 15px; background: linear-gradient(to right, red, orange, yellow, green, grey);"></div> <div style="text-align: center;">36%</div> <div style="text-align: center;">43%</div> <div style="text-align: center;">12%</div> <div style="text-align: center;">8%</div> <div style="font-size: 0.8em;">•</div> </div>

Continued on next page...

Continued from previous page...

Mol	Chain	Length	Quality of chain
3	AC	239	
3	CC	239	
4	AD	209	
4	CD	209	
5	AE	162	
5	CE	162	
6	AF	101	
6	CF	101	
7	AG	156	
7	CG	156	
8	AH	138	
8	CH	138	
9	AI	128	
9	CI	128	
10	AJ	105	
10	CJ	105	
11	AK	129	
11	CK	129	
12	AL	135	
12	CL	135	
13	AM	126	
13	CM	126	
14	AN	61	
14	CN	61	
15	AO	89	

Continued on next page...

Continued from previous page...

Mol	Chain	Length	Quality of chain
15	CO	89	7% 42% 46% 11%
16	AP	88	31% 27% 55% 10% 5%
16	CP	88	16% 26% 56% 11% 5%
17	AQ	105	7% 50% 40% 5% 5%
17	CQ	105	7% 51% 40% 5%
18	AR	88	9% 24% 49% 7% 20%
18	CR	88	23% 26% 45% 8% 20%
19	AS	93	55% 35% 39% 11% 15%
19	CS	93	58% 40% 37% 9% 15%
20	AT	106	10% 28% 53% 12% 7%
20	CT	106	8% 32% 49% 12% 7%
21	AU	27	52% 52% 37% 7%
21	CU	27	56% 52% 37% 7%
22	B0	85	9% 36% 48% 14%
22	D0	85	11% 39% 47% 13%
23	B1	98	2% 22% 38% 24% 6% 9%
23	D1	98	5% 22% 37% 24% 7% 9%
24	B2	72	10% 10% 29% 29% 29%
24	D2	72	10% 8% 35% 24% 29%
25	B3	60	2% 47% 45% 8%
25	D3	60	5% 38% 53% 8%
26	B4	71	18% 13% 14% 55%
26	D4	71	7% 17% 14% 14% 55%
27	B5	60	7% 25% 47% 22% 5%
27	D5	60	8% 27% 47% 20% 5%




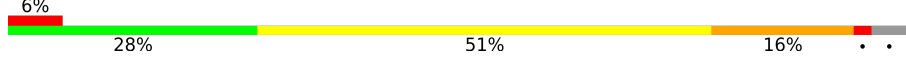
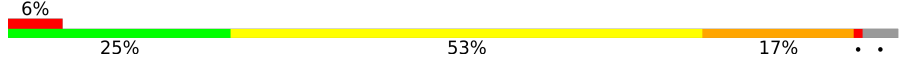
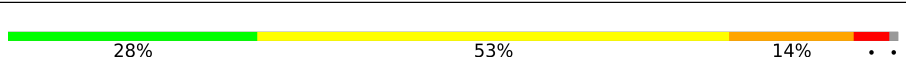
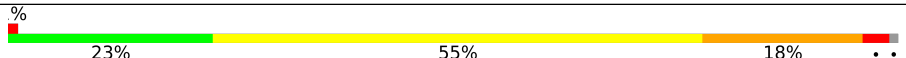













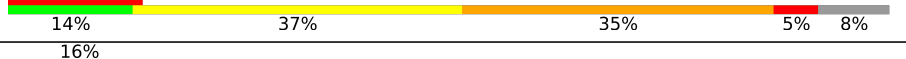
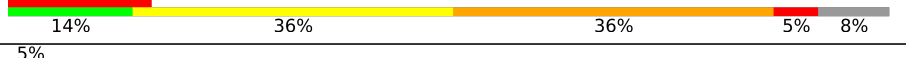
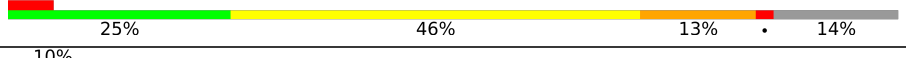
Continued on next page...

Continued from previous page...

Mol	Chain	Length	Quality of chain
28	B6	54	
28	D6	54	
29	B7	49	
29	D7	49	
30	B8	65	
30	D8	65	
31	BA	2787	
31	DA	2787	
32	BB	122	
32	DB	122	
33	BD	276	
33	DD	276	
34	BE	206	
34	DE	206	
35	BF	210	
35	DF	210	
36	BG	182	
36	DG	182	
37	BH	180	
37	DH	180	
38	BI	148	
38	DI	148	
39	BN	140	
39	DN	140	
40	BO	122	

Continued on next page...

Continued from previous page...

Mol	Chain	Length	Quality of chain
40	DO	122	
41	BP	150	
41	DP	150	
42	BQ	141	
42	DQ	141	
43	BR	118	
43	DR	118	
44	BS	112	
44	DS	112	
45	BT	146	
45	DT	146	
46	BU	118	
46	DU	118	
47	BV	101	
47	DV	101	
48	BW	113	
48	DW	113	
49	BX	96	
49	DX	96	
50	BY	110	
50	DY	110	
51	BZ	206	
51	DZ	206	

The following table lists non-polymeric compounds, carbohydrate monomers and non-standard residues in protein, DNA, RNA chains that are outliers for geometric or electron-density-fit criteria:

Mol	Type	Chain	Res	Chirality	Geometry	Clashes	Electron density
52	MG	AA	1644	-	-	-	X
52	MG	AA	1650	-	-	-	X
52	MG	BA	3241	-	-	-	X
52	MG	BA	3246	-	-	-	X
52	MG	BA	3296	-	-	-	X
52	MG	BA	3309	-	-	-	X
52	MG	BA	3312	-	-	-	X
52	MG	BA	3336	-	-	-	X
52	MG	BA	3341	-	-	-	X
52	MG	CA	1611	-	-	-	X
52	MG	CA	1626	-	-	-	X
52	MG	CA	1628	-	-	-	X
52	MG	CA	1646	-	-	-	X
52	MG	DA	3198	-	-	-	X
52	MG	DA	3203	-	-	-	X
52	MG	DA	3207	-	-	-	X
52	MG	DA	3216	-	-	-	X
52	MG	DA	3222	-	-	-	X
52	MG	DA	3243	-	-	-	X
52	MG	DA	3255	-	-	-	X
52	MG	DA	3260	-	-	-	X
52	MG	DA	3261	-	-	-	X
52	MG	DA	3267	-	-	-	X
52	MG	DA	3278	-	-	-	X
52	MG	DA	3291	-	-	-	X
54	K	BA	3350	-	-	-	X
54	K	DA	3310	-	-	-	X

2 Entry composition

There are 55 unique types of molecules in this entry. The entry contains 278000 atoms, of which 0 are hydrogens and 0 are deuteriums.

In the tables below, the ZeroOcc column contains the number of atoms modelled with zero occupancy, the AltConf column contains the number of residues with at least one atom in alternate conformation and the Trace column contains the number of residues modelled with at most 2 atoms.

- Molecule 1 is a RNA chain called 16S rRNA.

Mol	Chain	Residues	Atoms					ZeroOcc	AltConf	Trace
			Total	C	N	O	P			
1	AA	1504	Total 32329	C 14390	N 5992	O 10444	P 1503	0	0	0
1	CA	1504	Total 32329	C 14390	N 5992	O 10444	P 1503	0	0	0

- Molecule 2 is a protein called 30S ribosomal protein S2.

Mol	Chain	Residues	Atoms					ZeroOcc	AltConf	Trace
			Total	C	N	O	S			
2	AB	235	Total 1901	C 1213	N 342	O 341	S 5	0	0	1
2	CB	235	Total 1901	C 1213	N 342	O 341	S 5	0	0	1

- Molecule 3 is a protein called 30S ribosomal protein S3.

Mol	Chain	Residues	Atoms					ZeroOcc	AltConf	Trace
			Total	C	N	O	S			
3	AC	207	Total 1613	C 1016	N 315	O 281	S 1	0	0	1
3	CC	207	Total 1613	C 1016	N 315	O 281	S 1	0	0	1

- Molecule 4 is a protein called 30S ribosomal protein S4.

Mol	Chain	Residues	Atoms					ZeroOcc	AltConf	Trace
			Total	C	N	O	S			
4	AD	208	Total 1703	C 1066	N 339	O 291	S 7	0	0	0
4	CD	208	Total 1703	C 1066	N 339	O 291	S 7	0	0	0

- Molecule 5 is a protein called 30S ribosomal protein S5.

Mol	Chain	Residues	Atoms					ZeroOcc	AltConf	Trace
5	AE	151	Total	C	N	O	S	0	0	1
			1147	724	218	201	4			
5	CE	151	Total	C	N	O	S	0	0	1
			1147	724	218	201	4			

- Molecule 6 is a protein called 30S ribosomal protein S6.

Mol	Chain	Residues	Atoms					ZeroOcc	AltConf	Trace
6	AF	101	Total	C	N	O	S	0	0	0
			843	531	155	154	3			
6	CF	101	Total	C	N	O	S	0	0	0
			843	531	155	154	3			

- Molecule 7 is a protein called 30S ribosomal protein S7.

Mol	Chain	Residues	Atoms					ZeroOcc	AltConf	Trace
7	AG	155	Total	C	N	O	S	0	0	0
			1257	781	252	218	6			
7	CG	155	Total	C	N	O	S	0	0	0
			1257	781	252	218	6			

- Molecule 8 is a protein called 30S ribosomal protein S8.

Mol	Chain	Residues	Atoms					ZeroOcc	AltConf	Trace
8	AH	138	Total	C	N	O	S	0	0	0
			1116	705	215	193	3			
8	CH	138	Total	C	N	O	S	0	0	0
			1116	705	215	193	3			

- Molecule 9 is a protein called 30S ribosomal protein S9.

Mol	Chain	Residues	Atoms				ZeroOcc	AltConf	Trace
9	AI	127	Total	C	N	O	0	0	0
			1011	639	198	174			
9	CI	127	Total	C	N	O	0	0	0
			1011	639	198	174			

There are 2 discrepancies between the modelled and reference sequences:

Chain	Residue	Modelled	Actual	Comment	Reference
AI	58	ARG	HIS	CONFLICT	UNP P80374
CI	58	ARG	HIS	CONFLICT	UNP P80374

- Molecule 10 is a protein called 30S ribosomal protein S10.

Mol	Chain	Residues	Atoms					ZeroOcc	AltConf	Trace
			Total	C	N	O	S			
10	AJ	99	Total 795	C 499	N 157	O 138	S 1	0	0	1
10	CJ	99	Total 795	C 499	N 157	O 138	S 1	0	0	1

- Molecule 11 is a protein called 30S ribosomal protein S11.

Mol	Chain	Residues	Atoms					ZeroOcc	AltConf	Trace
			Total	C	N	O	S			
11	AK	119	Total 885	C 549	N 168	O 165	S 3	0	0	0
11	CK	119	Total 885	C 549	N 168	O 165	S 3	0	0	0

- Molecule 12 is a protein called 30S ribosomal protein S12.

Mol	Chain	Residues	Atoms					ZeroOcc	AltConf	Trace
			Total	C	N	O	S			
12	AL	125	Total 971	C 611	N 196	O 163	S 1	0	0	1
12	CL	125	Total 971	C 611	N 196	O 163	S 1	0	0	1

There are 6 discrepancies between the modelled and reference sequences:

Chain	Residue	Modelled	Actual	Comment	Reference
AL	2	VAL	-	INSERTION	UNP Q5SHN3
AL	3	ALA	-	INSERTION	UNP Q5SHN3
AL	4	LEU	-	INSERTION	UNP Q5SHN3
CL	2	VAL	-	INSERTION	UNP Q5SHN3
CL	3	ALA	-	INSERTION	UNP Q5SHN3
CL	4	LEU	-	INSERTION	UNP Q5SHN3

- Molecule 13 is a protein called 30S ribosomal protein S13.

Mol	Chain	Residues	Atoms					ZeroOcc	AltConf	Trace
			Total	C	N	O	S			
13	AM	115	Total 921	C 569	N 190	O 160	S 2	0	0	0
13	CM	115	Total 921	C 569	N 190	O 160	S 2	0	0	0

- Molecule 14 is a protein called 30S ribosomal protein S14.

Mol	Chain	Residues	Atoms					ZeroOcc	AltConf	Trace
14	AN	60	Total	C	N	O	S	0	0	0
			492	312	104	72	4			
14	CN	60	Total	C	N	O	S	0	0	0
			492	312	104	72	4			

- Molecule 15 is a protein called 30S ribosomal protein S15.

Mol	Chain	Residues	Atoms					ZeroOcc	AltConf	Trace
15	AO	88	Total	C	N	O	S	0	0	0
			734	459	147	126	2			
15	CO	88	Total	C	N	O	S	0	0	0
			734	459	147	126	2			

- Molecule 16 is a protein called 30S ribosomal protein S16.

Mol	Chain	Residues	Atoms					ZeroOcc	AltConf	Trace
16	AP	84	Total	C	N	O	S	0	0	1
			701	443	140	117	1			
16	CP	84	Total	C	N	O	S	0	0	1
			701	443	140	117	1			

- Molecule 17 is a protein called 30S ribosomal protein S17.

Mol	Chain	Residues	Atoms					ZeroOcc	AltConf	Trace
17	AQ	100	Total	C	N	O	S	0	0	1
			824	528	152	142	2			
17	CQ	100	Total	C	N	O	S	0	0	1
			824	528	152	142	2			

- Molecule 18 is a protein called 30S ribosomal protein S18.

Mol	Chain	Residues	Atoms				ZeroOcc	AltConf	Trace
18	AR	70	Total	C	N	O	0	0	0
			574	367	112	95			
18	CR	70	Total	C	N	O	0	0	0
			574	367	112	95			

- Molecule 19 is a protein called 30S ribosomal protein S19.

Mol	Chain	Residues	Atoms					ZeroOcc	AltConf	Trace
19	AS	79	Total	C	N	O	S	0	0	1
			630	403	115	110	2			

Continued on next page...

Continued from previous page...

Mol	Chain	Residues	Atoms					ZeroOcc	AltConf	Trace
			Total	C	N	O	S			
19	CS	79	630	403	115	110	2	0	0	1

- Molecule 20 is a protein called 30S ribosomal protein S20.

Mol	Chain	Residues	Atoms					ZeroOcc	AltConf	Trace
			Total	C	N	O	S			
20	AT	99	763	470	162	129	2	0	0	0
20	CT	99	763	470	162	129	2	0	0	0

- Molecule 21 is a protein called 30S ribosomal protein Thx.

Mol	Chain	Residues	Atoms				ZeroOcc	AltConf	Trace
			Total	C	N	O			
21	AU	25	209	128	51	30	0	0	1
21	CU	25	209	128	51	30	0	0	1

- Molecule 22 is a protein called 50S ribosomal protein L27.

Mol	Chain	Residues	Atoms					ZeroOcc	AltConf	Trace
			Total	C	N	O	S			
22	B0	85	650	401	137	111	1	0	0	0
22	D0	85	650	401	137	111	1	0	0	0

- Molecule 23 is a protein called 50S ribosomal protein L28.

Mol	Chain	Residues	Atoms				ZeroOcc	AltConf	Trace
			Total	C	N	O			
23	B1	89	693	435	140	118	0	0	1
23	D1	89	693	435	140	118	0	0	1

- Molecule 24 is a protein called 50S ribosomal protein L29.

Mol	Chain	Residues	Atoms					ZeroOcc	AltConf	Trace
			Total	C	N	O	S			
24	B2	51	421	263	85	72	1	0	0	1
24	D2	51	421	263	85	72	1	0	0	1

- Molecule 25 is a protein called 50S ribosomal protein L30.

Mol	Chain	Residues	Atoms					ZeroOcc	AltConf	Trace
25	B3	60	Total	C	N	O	S	0	0	1
			468	298	91	78	1			
25	D3	60	Total	C	N	O	S	0	0	1
			468	298	91	78	1			

- Molecule 26 is a protein called 50S ribosomal protein L31.

Mol	Chain	Residues	Atoms				ZeroOcc	AltConf	Trace
26	B4	32	Total	C	N	O	0	0	0
			157	93	32	32			
26	D4	32	Total	C	N	O	0	0	0
			157	93	32	32			

- Molecule 27 is a protein called 50S ribosomal protein L32.

Mol	Chain	Residues	Atoms					ZeroOcc	AltConf	Trace
27	B5	59	Total	C	N	O	S	9	0	0
			459	288	90	76	5			
27	D5	59	Total	C	N	O	S	9	0	0
			459	288	90	76	5			

- Molecule 28 is a protein called 50S ribosomal protein L33.

Mol	Chain	Residues	Atoms					ZeroOcc	AltConf	Trace
28	B6	45	Total	C	N	O	S	0	0	1
			381	235	78	64	4			
28	D6	45	Total	C	N	O	S	0	0	1
			381	235	78	64	4			

- Molecule 29 is a protein called 50S ribosomal protein L34.

Mol	Chain	Residues	Atoms					ZeroOcc	AltConf	Trace
29	B7	49	Total	C	N	O	S	0	0	1
			419	257	105	55	2			
29	D7	49	Total	C	N	O	S	0	0	1
			419	257	105	55	2			

- Molecule 30 is a protein called 50S ribosomal protein L35.

Mol	Chain	Residues	Atoms					ZeroOcc	AltConf	Trace
30	B8	64	Total	C	N	O	S	0	0	1
			508	326	102	78	2			
30	D8	64	Total	C	N	O	S	0	0	1
			508	326	102	78	2			

- Molecule 31 is a RNA chain called 23S ribosomal RNA.

Mol	Chain	Residues	Atoms					ZeroOcc	AltConf	Trace
31	BA	2725	Total	C	N	O	P	0	0	0
			58698	26124	10986	18864	2724			
31	DA	2725	Total	C	N	O	P	0	0	0
			58698	26124	10986	18864	2724			

- Molecule 32 is a RNA chain called 5S ribosomal RNA.

Mol	Chain	Residues	Atoms					ZeroOcc	AltConf	Trace
32	BB	119	Total	C	N	O	P	0	0	0
			2551	1136	471	826	118			
32	DB	119	Total	C	N	O	P	0	0	0
			2551	1136	471	826	118			

- Molecule 33 is a protein called 50S ribosomal protein L2.

Mol	Chain	Residues	Atoms					ZeroOcc	AltConf	Trace
33	BD	272	Total	C	N	O	S	0	0	1
			2105	1329	417	356	3			
33	DD	272	Total	C	N	O	S	0	0	1
			2105	1329	417	356	3			

- Molecule 34 is a protein called 50S ribosomal protein L3.

Mol	Chain	Residues	Atoms					ZeroOcc	AltConf	Trace
34	BE	205	Total	C	N	O	S	0	0	1
			1564	988	300	270	6			
34	DE	205	Total	C	N	O	S	0	0	1
			1564	988	300	270	6			

- Molecule 35 is a protein called 50S ribosomal protein L4.

Mol	Chain	Residues	Atoms					ZeroOcc	AltConf	Trace
35	BF	208	Total	C	N	O	S	0	0	1
			1624	1035	304	282	3			

Continued on next page...

Continued from previous page...

Mol	Chain	Residues	Atoms					ZeroOcc	AltConf	Trace
			Total	C	N	O	S			
35	DF	208	1624	1035	304	282	3	0	0	1

- Molecule 36 is a protein called 50S ribosomal protein L5.

Mol	Chain	Residues	Atoms					ZeroOcc	AltConf	Trace
			Total	C	N	O	S			
36	BG	181	1474	942	268	260	4	0	0	0
36	DG	181	1474	942	268	260	4	0	0	0

- Molecule 37 is a protein called 50S ribosomal protein L6.

Mol	Chain	Residues	Atoms					ZeroOcc	AltConf	Trace
			Total	C	N	O	S			
37	BH	160	1223	773	229	220	1	0	0	1
37	DH	160	1223	773	229	220	1	0	0	1

- Molecule 38 is a protein called 50S ribosomal protein L9.

Mol	Chain	Residues	Atoms					ZeroOcc	AltConf	Trace
			Total	C	N	O	S			
38	BI	146	1132	723	201	207	1	0	0	1
38	DI	146	1132	723	201	207	1	0	0	1

- Molecule 39 is a protein called 50S ribosomal protein L13.

Mol	Chain	Residues	Atoms					ZeroOcc	AltConf	Trace
			Total	C	N	O	S			
39	BN	139	1105	712	207	182	4	0	0	1
39	DN	139	1105	712	207	182	4	0	0	1

- Molecule 40 is a protein called 50S ribosomal protein L14.

Mol	Chain	Residues	Atoms					ZeroOcc	AltConf	Trace
			Total	C	N	O	S			
40	BO	122	933	588	171	170	4	0	0	0
40	DO	122	933	588	171	170	4	0	0	0

- Molecule 41 is a protein called 50S ribosomal protein L15.

Mol	Chain	Residues	Atoms					ZeroOcc	AltConf	Trace
41	BP	146	Total	C	N	O	S	0	0	0
			1114	692	227	193	2			
41	DP	146	Total	C	N	O	S	0	0	0
			1114	692	227	193	2			

- Molecule 42 is a protein called 50S ribosomal protein L16.

Mol	Chain	Residues	Atoms					ZeroOcc	AltConf	Trace
42	BQ	136	Total	C	N	O	S	0	0	0
			1080	688	204	183	5			
42	DQ	136	Total	C	N	O	S	0	0	0
			1080	688	204	183	5			

- Molecule 43 is a protein called 50S ribosomal protein L17.

Mol	Chain	Residues	Atoms				ZeroOcc	AltConf	Trace
43	BR	117	Total	C	N	O	0	0	0
			960	599	202	159			
43	DR	117	Total	C	N	O	0	0	0
			960	599	202	159			

- Molecule 44 is a protein called 50S ribosomal protein L18.

Mol	Chain	Residues	Atoms				ZeroOcc	AltConf	Trace
44	BS	99	Total	C	N	O	0	0	1
			771	486	155	130			
44	DS	99	Total	C	N	O	0	0	1
			771	486	155	130			

- Molecule 45 is a protein called 50S ribosomal protein L19.

Mol	Chain	Residues	Atoms					ZeroOcc	AltConf	Trace
45	BT	132	Total	C	N	O	S	0	0	0
			1100	686	227	186	1			
45	DT	132	Total	C	N	O	S	0	0	0
			1100	686	227	186	1			

- Molecule 46 is a protein called 50S ribosomal protein L20.

Mol	Chain	Residues	Atoms					ZeroOcc	AltConf	Trace
46	BU	117	Total	C	N	O	S	0	0	0
			958	604	202	151	1			
46	DU	117	Total	C	N	O	S	0	0	0
			958	604	202	151	1			

- Molecule 47 is a protein called 50S ribosomal protein L21.

Mol	Chain	Residues	Atoms					ZeroOcc	AltConf	Trace
47	BV	101	Total	C	N	O	S	0	0	0
			779	501	142	135	1			
47	DV	101	Total	C	N	O	S	0	0	0
			779	501	142	135	1			

- Molecule 48 is a protein called 50S ribosomal protein L22.

Mol	Chain	Residues	Atoms					ZeroOcc	AltConf	Trace
48	BW	113	Total	C	N	O	S	0	0	0
			896	563	176	155	2			
48	DW	113	Total	C	N	O	S	0	0	0
			896	563	176	155	2			

- Molecule 49 is a protein called 50S ribosomal protein L23.

Mol	Chain	Residues	Atoms				ZeroOcc	AltConf	Trace
49	BX	93	Total	C	N	O	0	0	1
			726	471	132	123			
49	DX	93	Total	C	N	O	0	0	1
			726	471	132	123			

- Molecule 50 is a protein called 50S ribosomal protein L24.

Mol	Chain	Residues	Atoms					ZeroOcc	AltConf	Trace
50	BY	101	Total	C	N	O	S	0	0	1
			776	500	149	123	4			
50	DY	101	Total	C	N	O	S	0	0	1
			776	500	149	123	4			

- Molecule 51 is a protein called 50S ribosomal protein L25.

Mol	Chain	Residues	Atoms					ZeroOcc	AltConf	Trace
51	BZ	177	Total	C	N	O	S	0	0	1
			1404	897	253	252	2			

Continued on next page...

Continued from previous page...

Mol	Chain	Residues	Atoms					ZeroOcc	AltConf	Trace
			Total	C	N	O	S			
51	DZ	177	1404	897	253	252	2	0	0	1

- Molecule 52 is MAGNESIUM ION (three-letter code: MG) (formula: Mg).

Mol	Chain	Residues	Atoms		ZeroOcc	AltConf
52	AA	51	Total	Mg	0	0
			51	51		
52	B0	1	Total	Mg	0	0
			1	1		
52	B1	1	Total	Mg	0	0
			1	1		
52	B5	2	Total	Mg	0	0
			2	2		
52	B7	1	Total	Mg	0	0
			1	1		
52	BA	349	Total	Mg	0	0
			349	349		
52	BB	5	Total	Mg	0	0
			5	5		
52	BD	1	Total	Mg	0	0
			1	1		
52	BE	1	Total	Mg	0	0
			1	1		
52	BF	1	Total	Mg	0	0
			1	1		
52	BP	3	Total	Mg	0	0
			3	3		
52	BQ	2	Total	Mg	0	0
			2	2		
52	BR	1	Total	Mg	0	0
			1	1		
52	BU	1	Total	Mg	0	0
			1	1		
52	BX	1	Total	Mg	0	0
			1	1		
52	CA	48	Total	Mg	0	0
			48	48		
52	D0	1	Total	Mg	0	0
			1	1		
52	D1	1	Total	Mg	0	0
			1	1		

Continued on next page...

Continued from previous page...

Mol	Chain	Residues	Atoms	ZeroOcc	AltConf
52	D5	2	Total Mg 2 2	0	0
52	D7	1	Total Mg 1 1	0	0
52	DA	309	Total Mg 309 309	0	0
52	DB	3	Total Mg 3 3	0	0
52	DD	1	Total Mg 1 1	0	0
52	DE	1	Total Mg 1 1	0	0
52	DF	1	Total Mg 1 1	0	0
52	DP	1	Total Mg 1 1	0	0
52	DQ	1	Total Mg 1 1	0	0
52	DR	1	Total Mg 1 1	0	0
52	DU	1	Total Mg 1 1	0	0
52	DX	1	Total Mg 1 1	0	0

- Molecule 53 is ZINC ION (three-letter code: ZN) (formula: Zn).

Mol	Chain	Residues	Atoms	ZeroOcc	AltConf
53	AD	1	Total Zn 1 1	0	0
53	AN	1	Total Zn 1 1	0	0
53	CD	1	Total Zn 1 1	0	0
53	CN	1	Total Zn 1 1	0	0

- Molecule 54 is POTASSIUM ION (three-letter code: K) (formula: K).

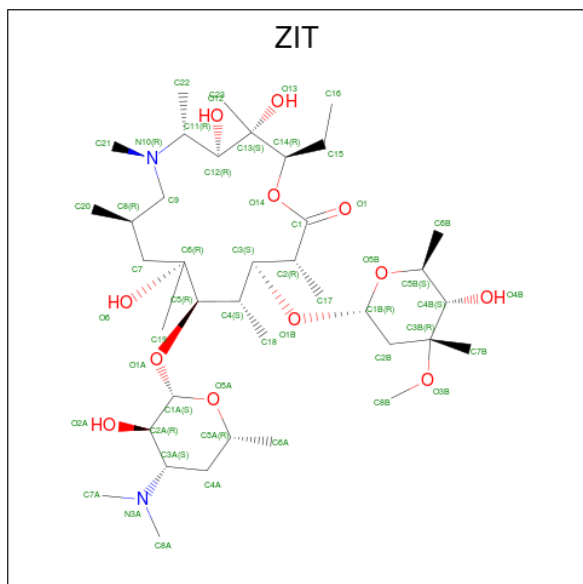
Mol	Chain	Residues	Atoms	ZeroOcc	AltConf
54	BA	1	Total K 1 1	0	0

Continued on next page...

Continued from previous page...

Mol	Chain	Residues	Atoms	ZeroOcc	AltConf
54	DA	1	Total K 1 1	0	0

- Molecule 55 is AZITHROMYCIN (three-letter code: ZIT) (formula: $C_{38}H_{72}N_2O_{12}$).




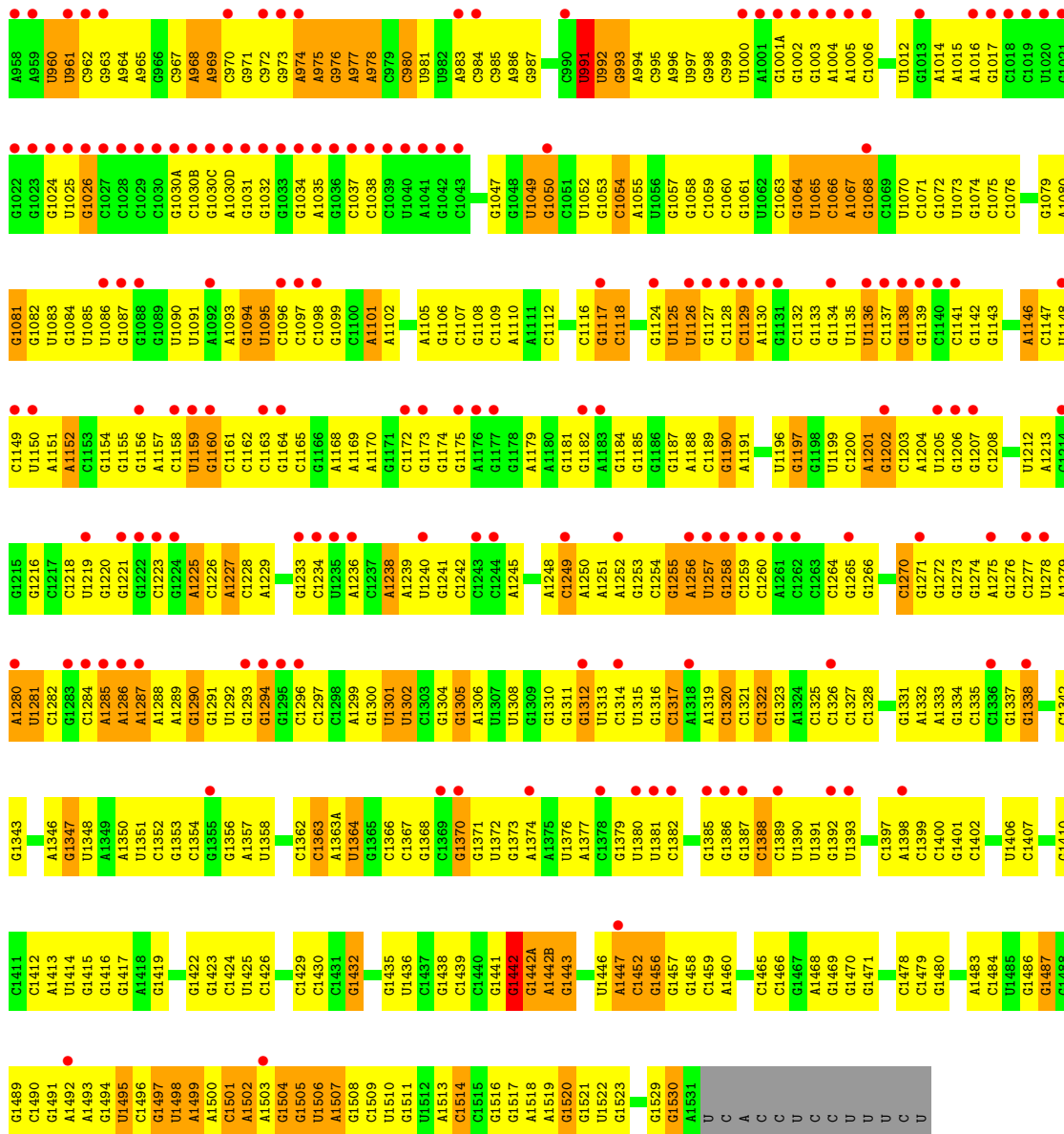
Mol	Chain	Residues	Atoms	ZeroOcc	AltConf
55	BA	1	Total C N O 52 38 2 12	0	0
55	DA	1	Total C N O 52 38 2 12	0	0

3 Residue-property plots

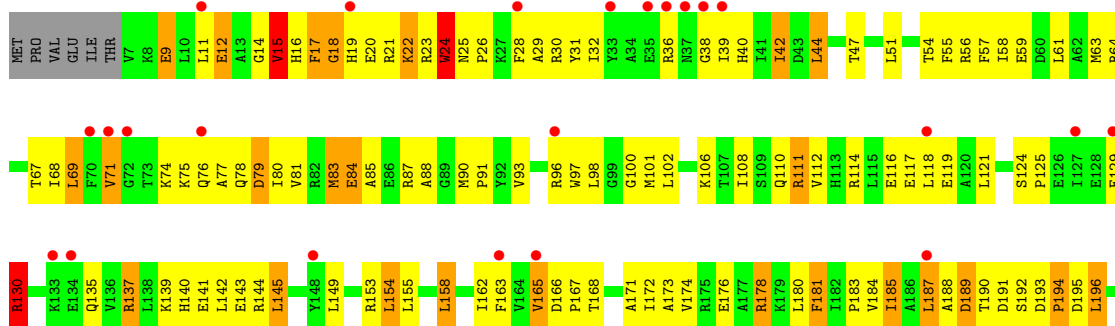
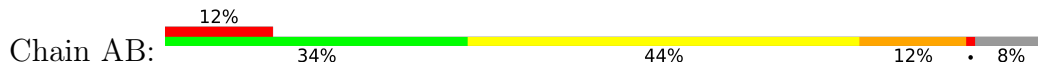
These plots are drawn for all protein, RNA, DNA and oligosaccharide chains in the entry. The first graphic for a chain summarises the proportions of the various outlier classes displayed in the second graphic. The second graphic shows the sequence view annotated by issues in geometry and electron density. Residues are color-coded according to the number of geometric quality criteria for which they contain at least one outlier: green = 0, yellow = 1, orange = 2 and red = 3 or more. A red dot above a residue indicates a poor fit to the electron density ($RSRZ > 2$). Stretches of 2 or more consecutive residues without any outlier are shown as a green connector. Residues present in the sample, but not in the model, are shown in grey.

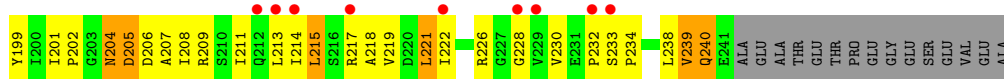
• Molecule 1: 16S rRNA



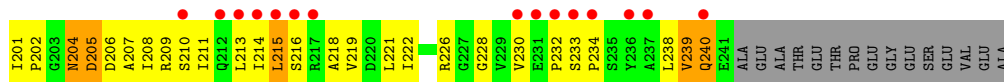
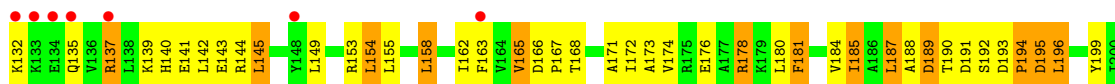
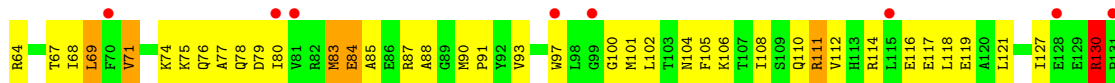
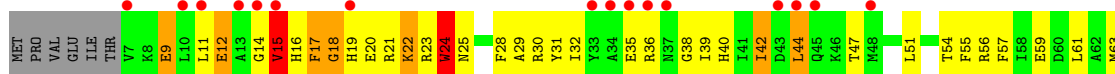


● Molecule 2: 30S ribosomal protein S2

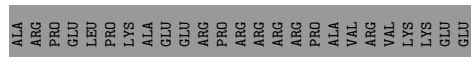





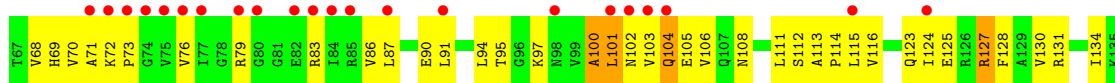
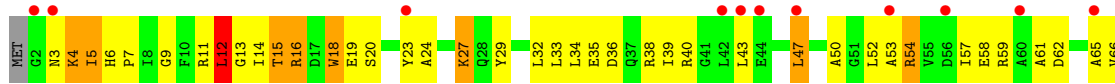
• Molecule 2: 30S ribosomal protein S2

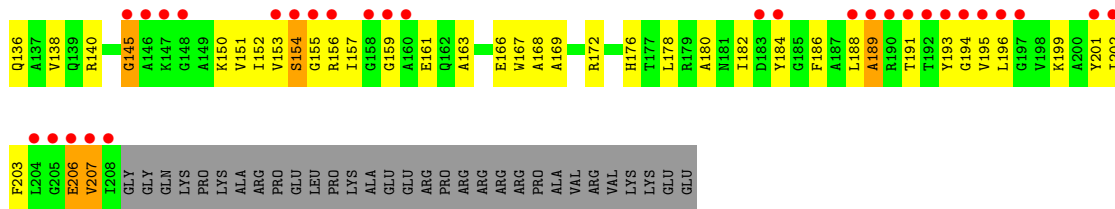


• Molecule 3: 30S ribosomal protein S3

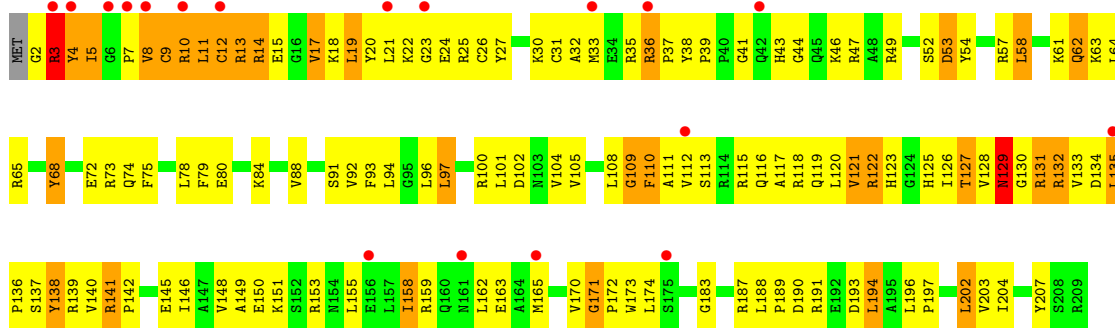



• Molecule 3: 30S ribosomal protein S3

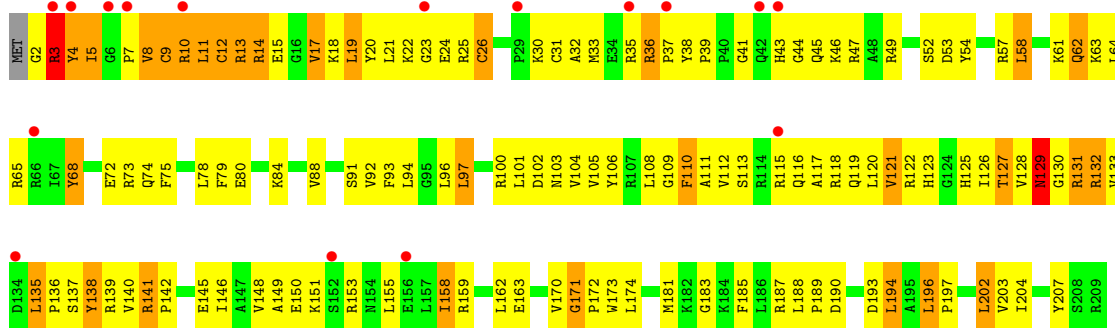




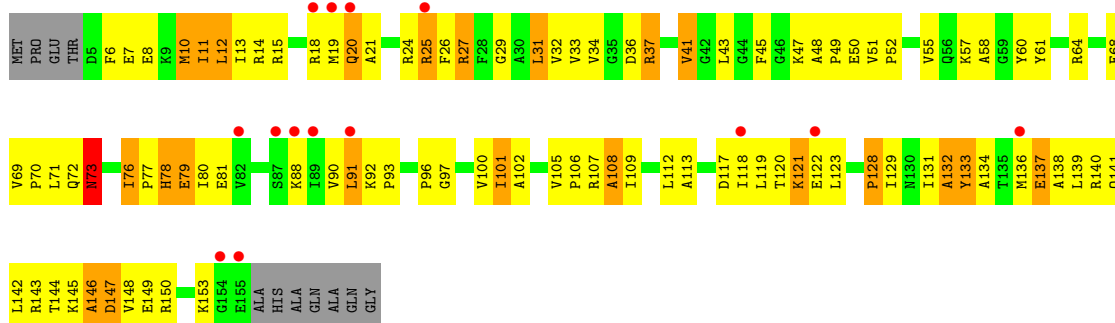
● Molecule 4: 30S ribosomal protein S4



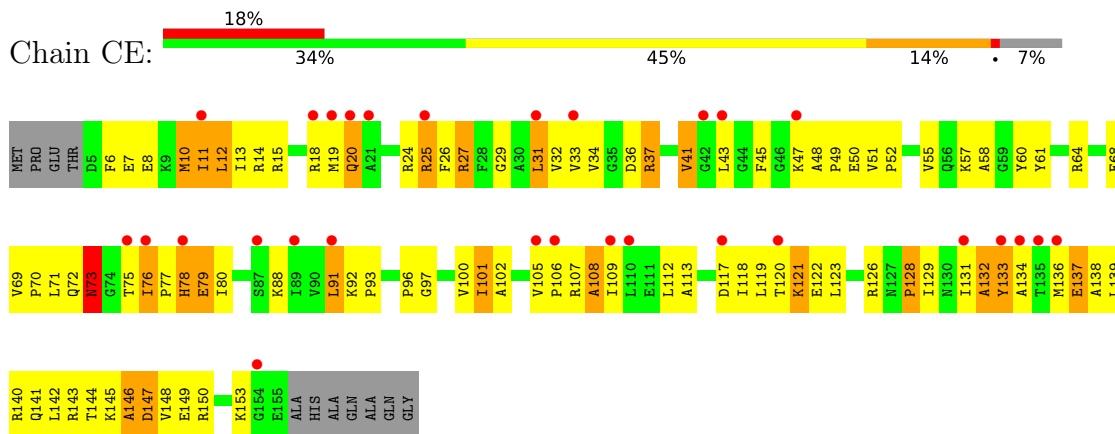
● Molecule 4: 30S ribosomal protein S4



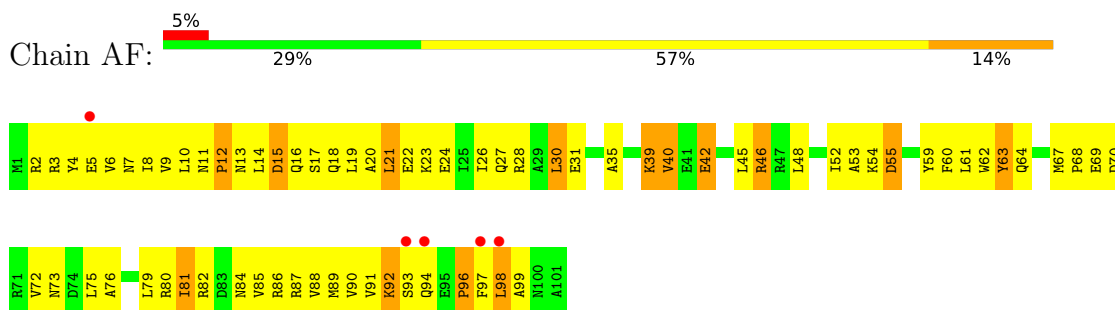
● Molecule 5: 30S ribosomal protein S5



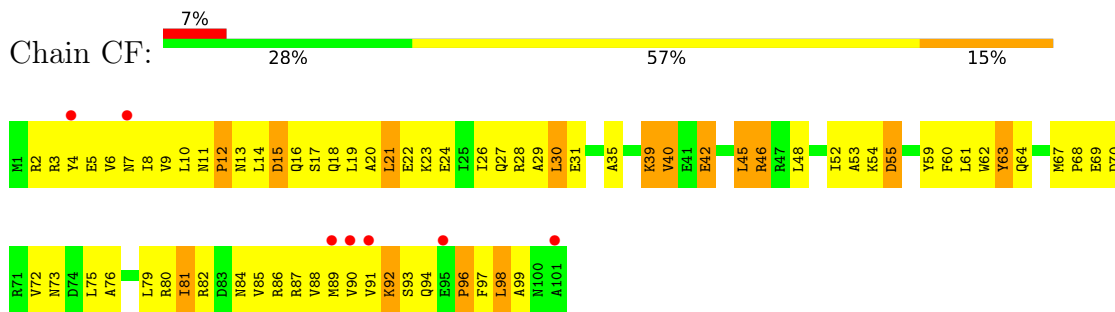
- Molecule 5: 30S ribosomal protein S5



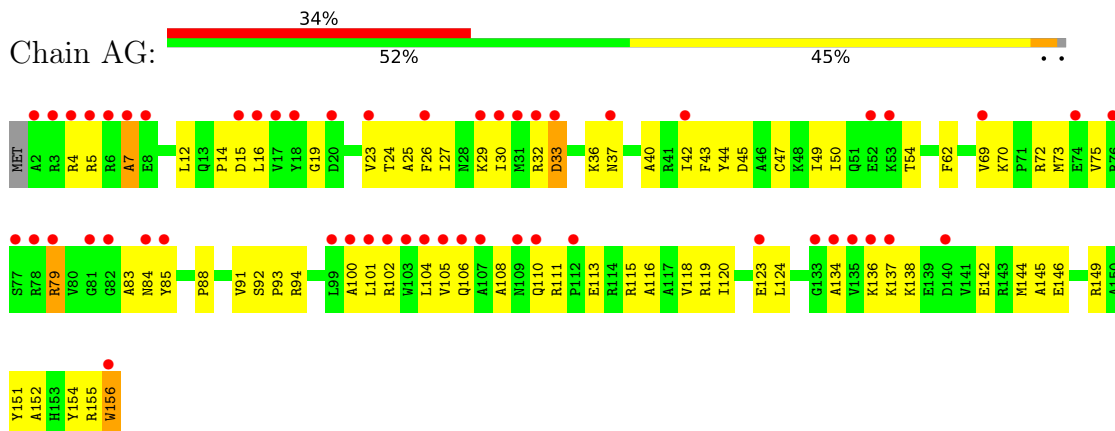
- Molecule 6: 30S ribosomal protein S6



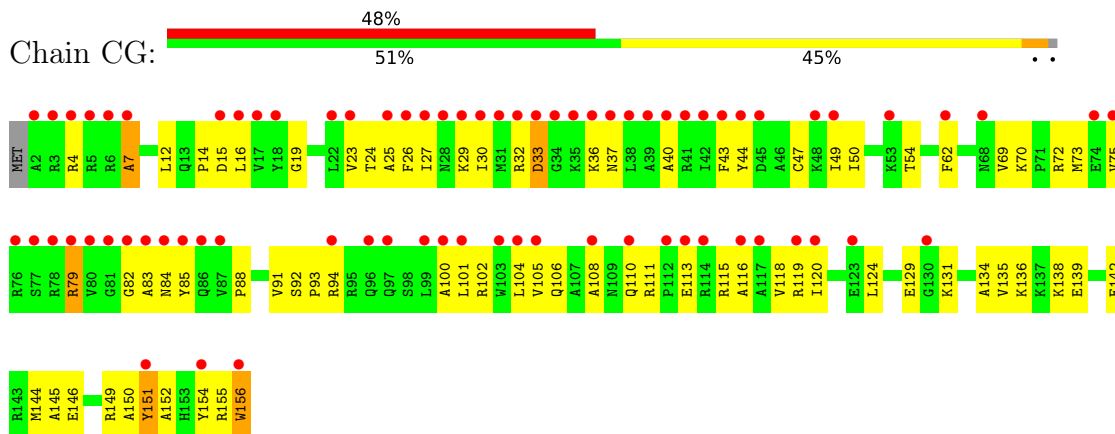
- Molecule 6: 30S ribosomal protein S6



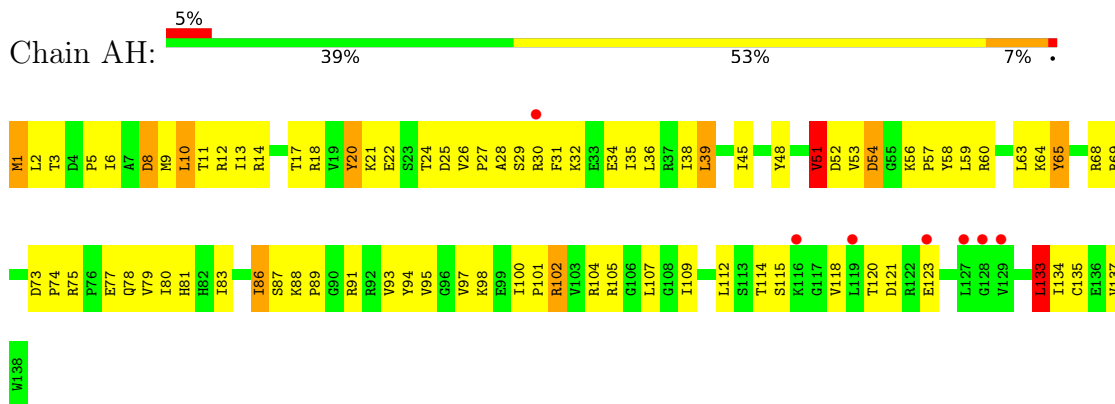
- Molecule 7: 30S ribosomal protein S7



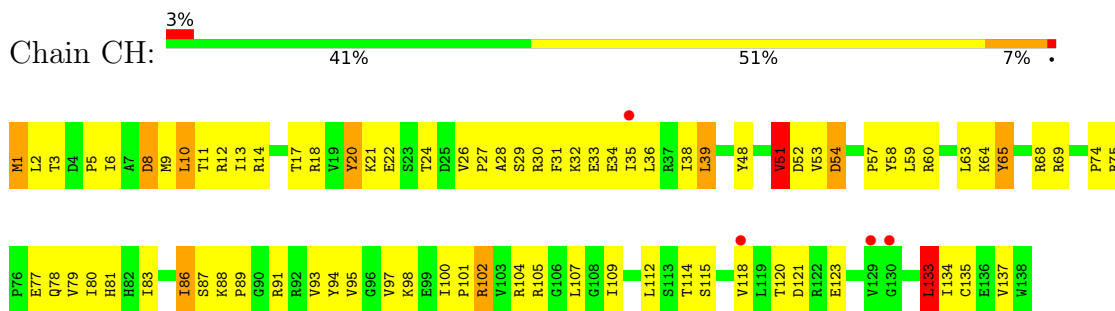
- Molecule 7: 30S ribosomal protein S7



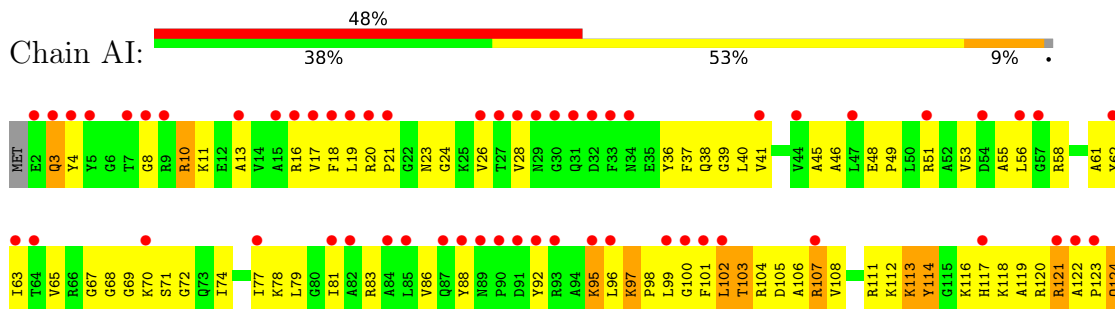
- Molecule 8: 30S ribosomal protein S8



- Molecule 8: 30S ribosomal protein S8

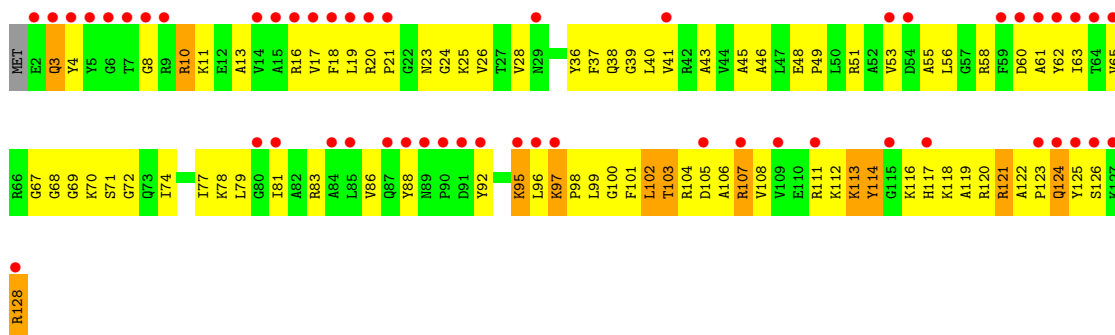
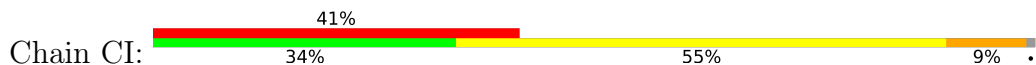


- Molecule 9: 30S ribosomal protein S9

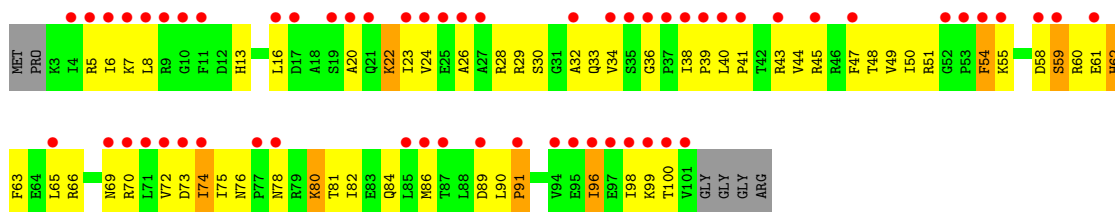




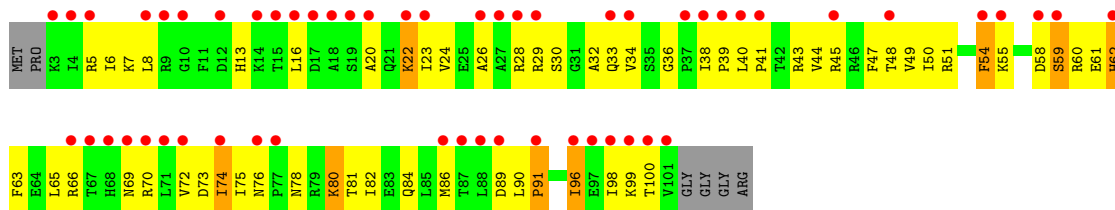
- Molecule 9: 30S ribosomal protein S9



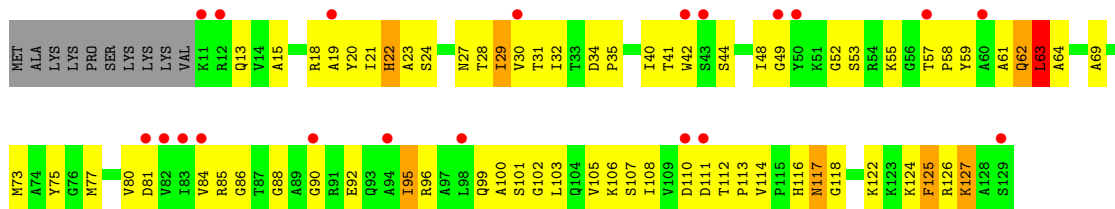
- Molecule 10: 30S ribosomal protein S10



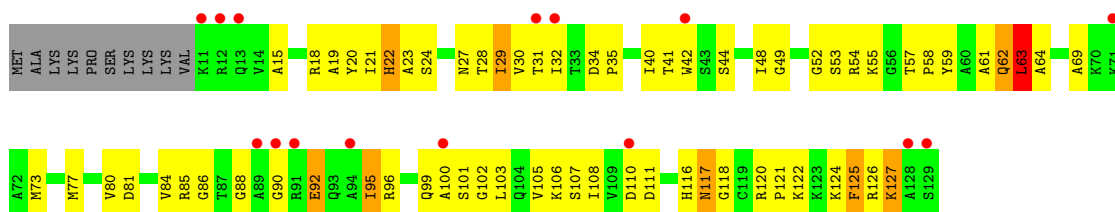
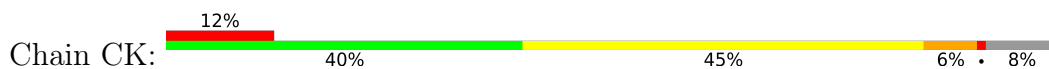
- Molecule 10: 30S ribosomal protein S10



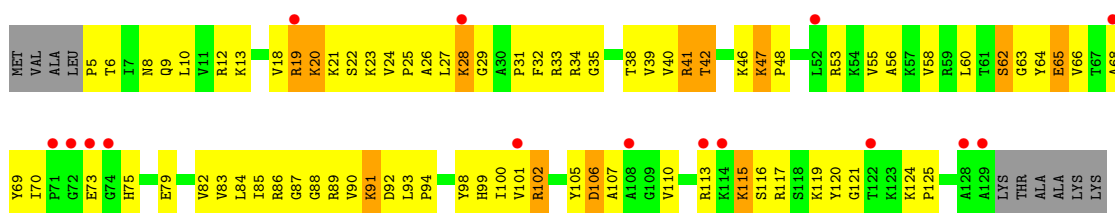
- Molecule 11: 30S ribosomal protein S11



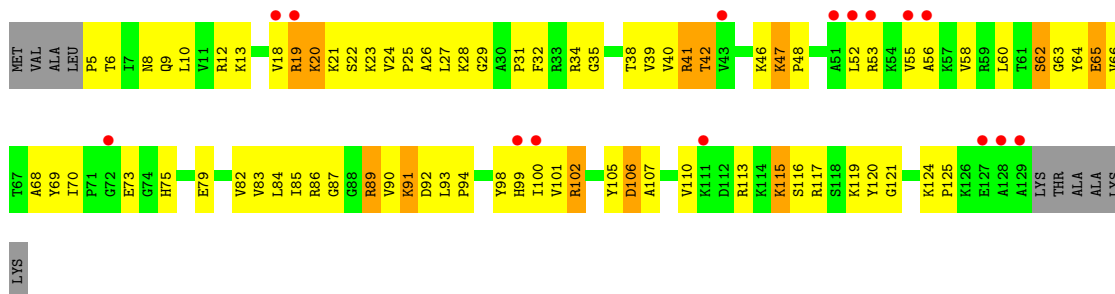
- Molecule 11: 30S ribosomal protein S11



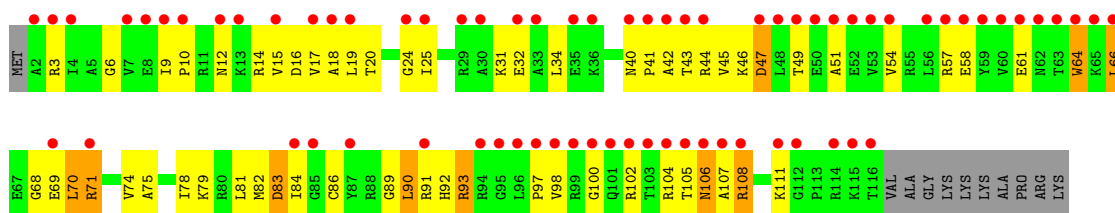
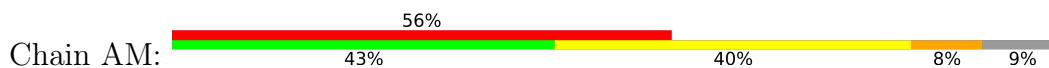
- Molecule 12: 30S ribosomal protein S12



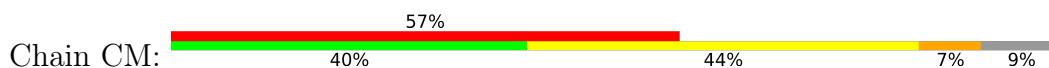
- Molecule 12: 30S ribosomal protein S12

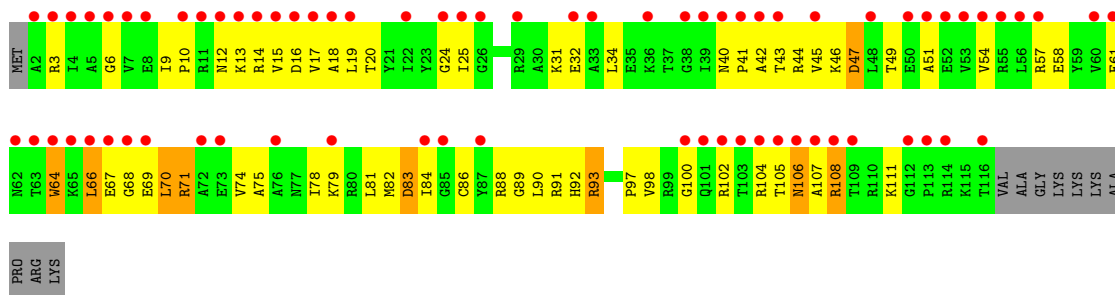


- Molecule 13: 30S ribosomal protein S13

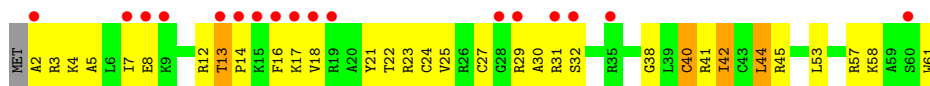


- Molecule 13: 30S ribosomal protein S13

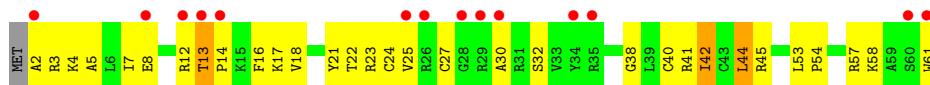




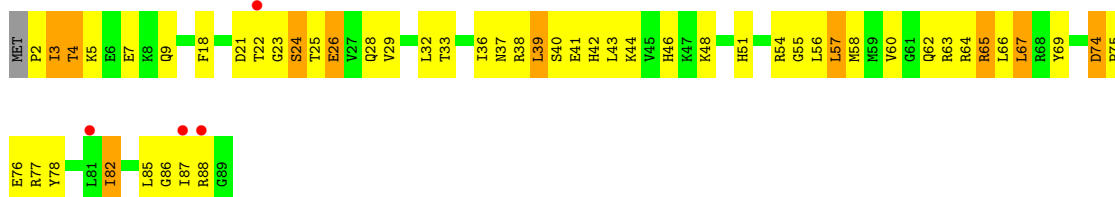
- Molecule 14: 30S ribosomal protein S14



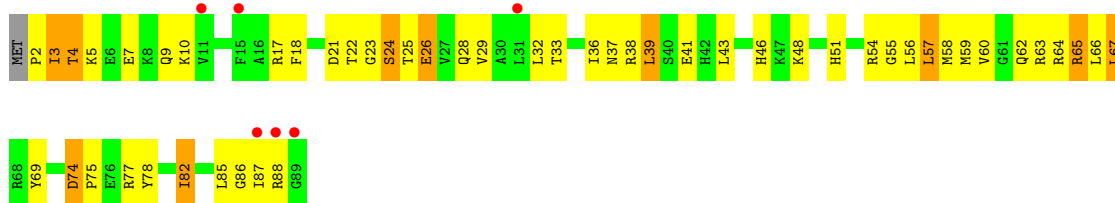
- Molecule 14: 30S ribosomal protein S14



- Molecule 15: 30S ribosomal protein S15

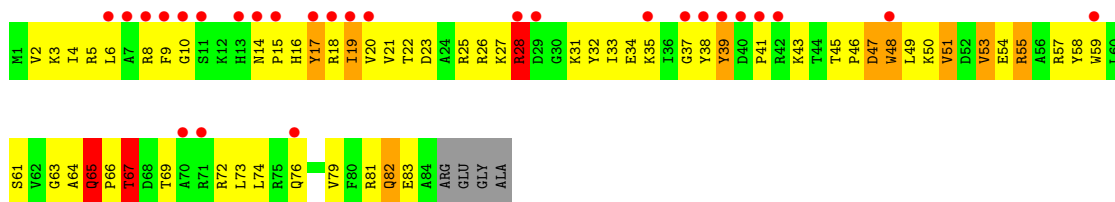


- Molecule 15: 30S ribosomal protein S15

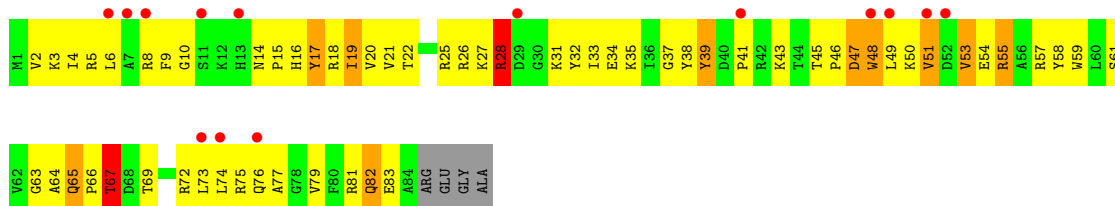


- Molecule 16: 30S ribosomal protein S16

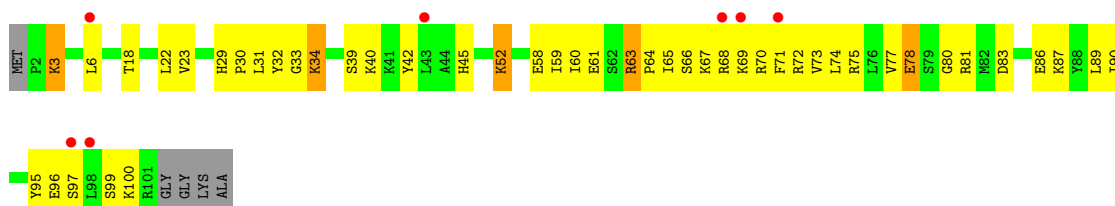




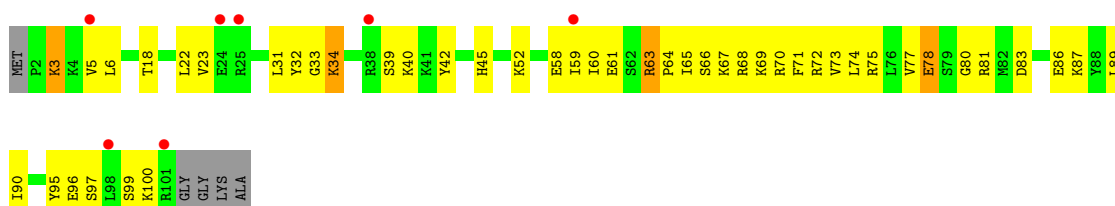
• Molecule 16: 30S ribosomal protein S16



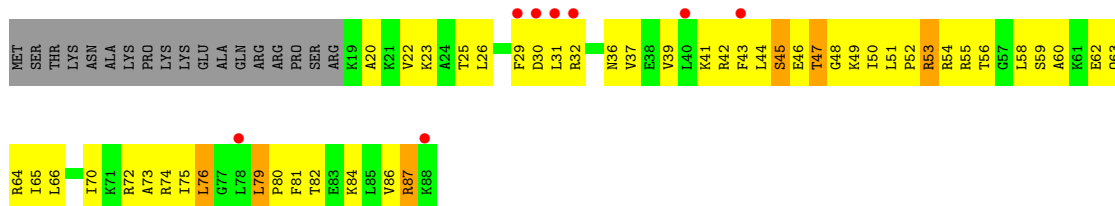
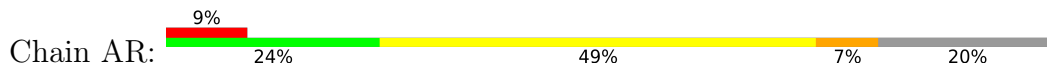
• Molecule 17: 30S ribosomal protein S17



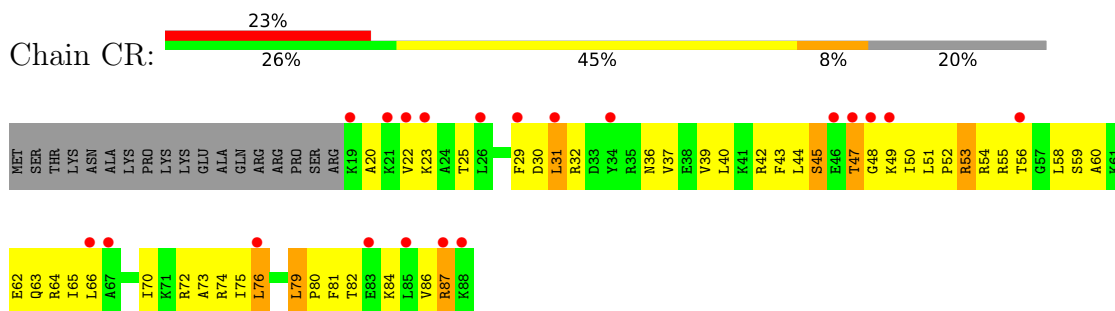
• Molecule 17: 30S ribosomal protein S17



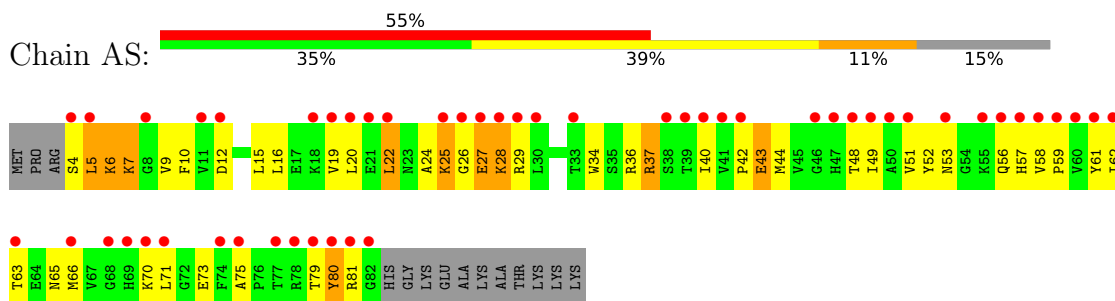
• Molecule 18: 30S ribosomal protein S18



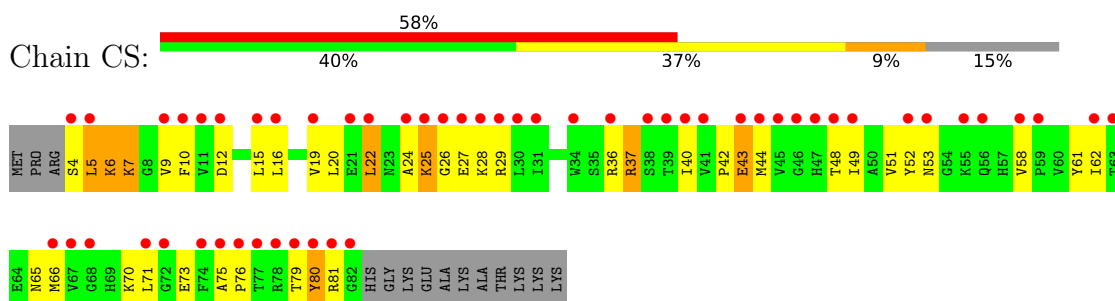
- Molecule 18: 30S ribosomal protein S18



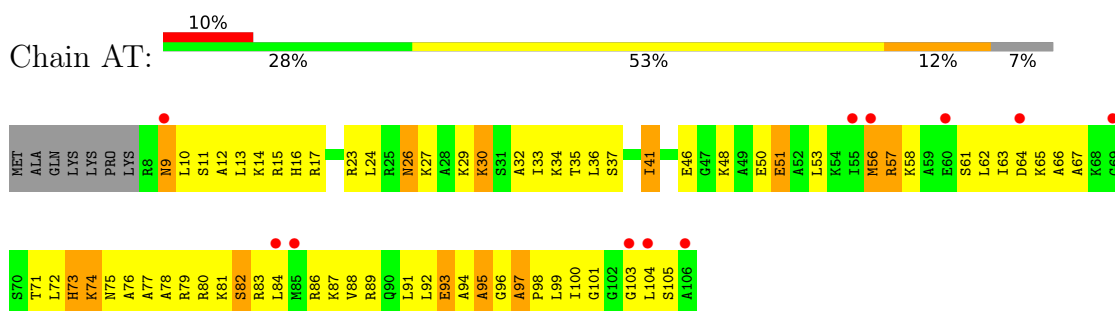
- Molecule 19: 30S ribosomal protein S19



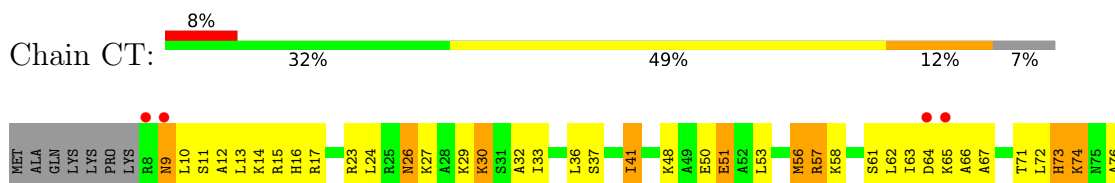
- Molecule 19: 30S ribosomal protein S19



- Molecule 20: 30S ribosomal protein S20

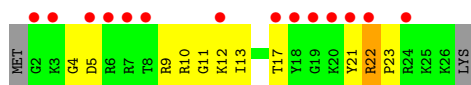


- Molecule 20: 30S ribosomal protein S20

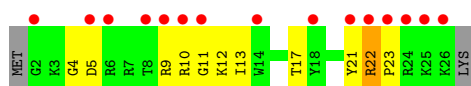




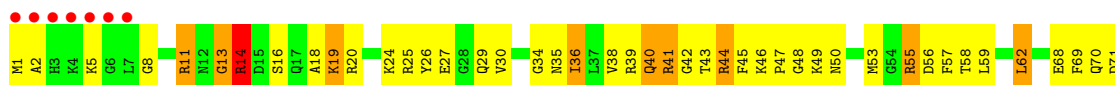
- Molecule 21: 30S ribosomal protein Thx



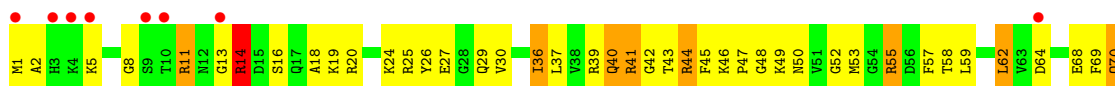
- Molecule 21: 30S ribosomal protein Thx



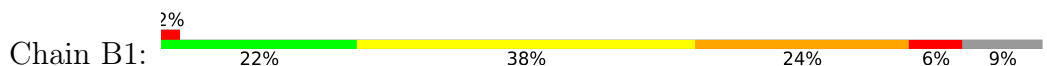
- Molecule 22: 50S ribosomal protein L27




- Molecule 22: 50S ribosomal protein L27

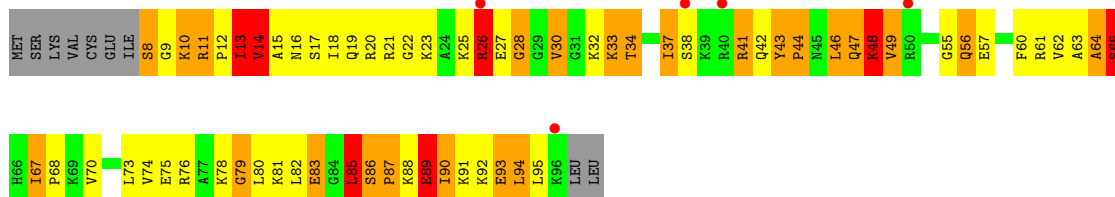


- Molecule 23: 50S ribosomal protein L28



- Molecule 23: 50S ribosomal protein L28

Chain D1: 



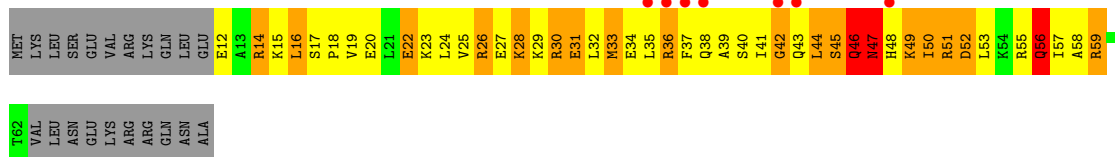
- Molecule 24: 50S ribosomal protein L29

Chain B2: 




- Molecule 24: 50S ribosomal protein L29

Chain D2: 




- Molecule 25: 50S ribosomal protein L30

Chain B3: 




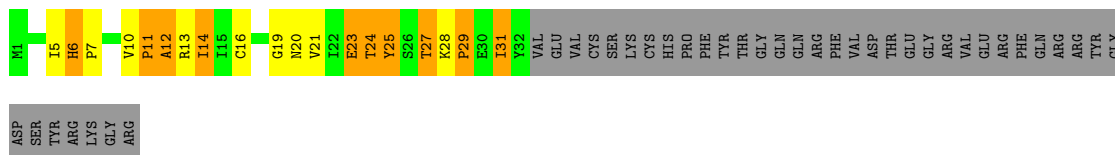
- Molecule 25: 50S ribosomal protein L30

Chain D3: 

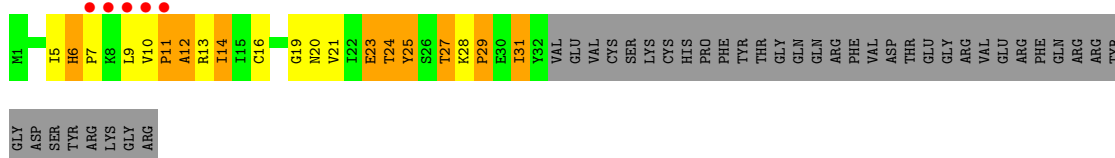
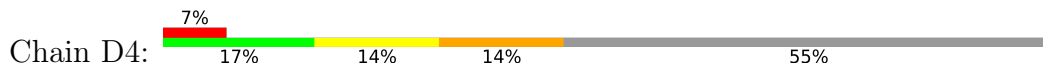


- Molecule 26: 50S ribosomal protein L31


Chain B4: 




- Molecule 26: 50S ribosomal protein L31



- Molecule 27: 50S ribosomal protein L32



- Molecule 27: 50S ribosomal protein L32



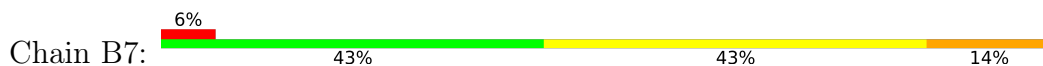
- Molecule 28: 50S ribosomal protein L33

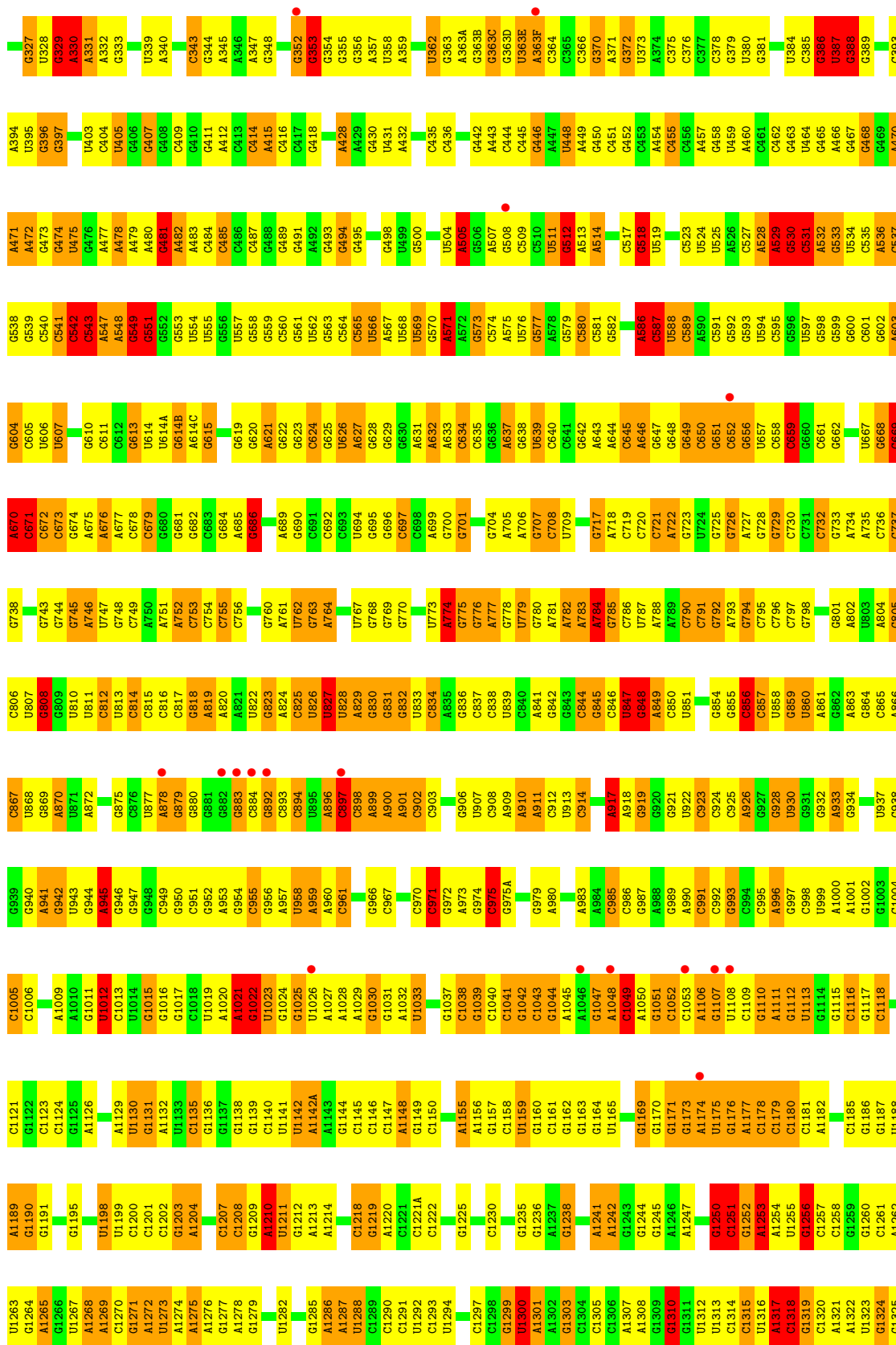


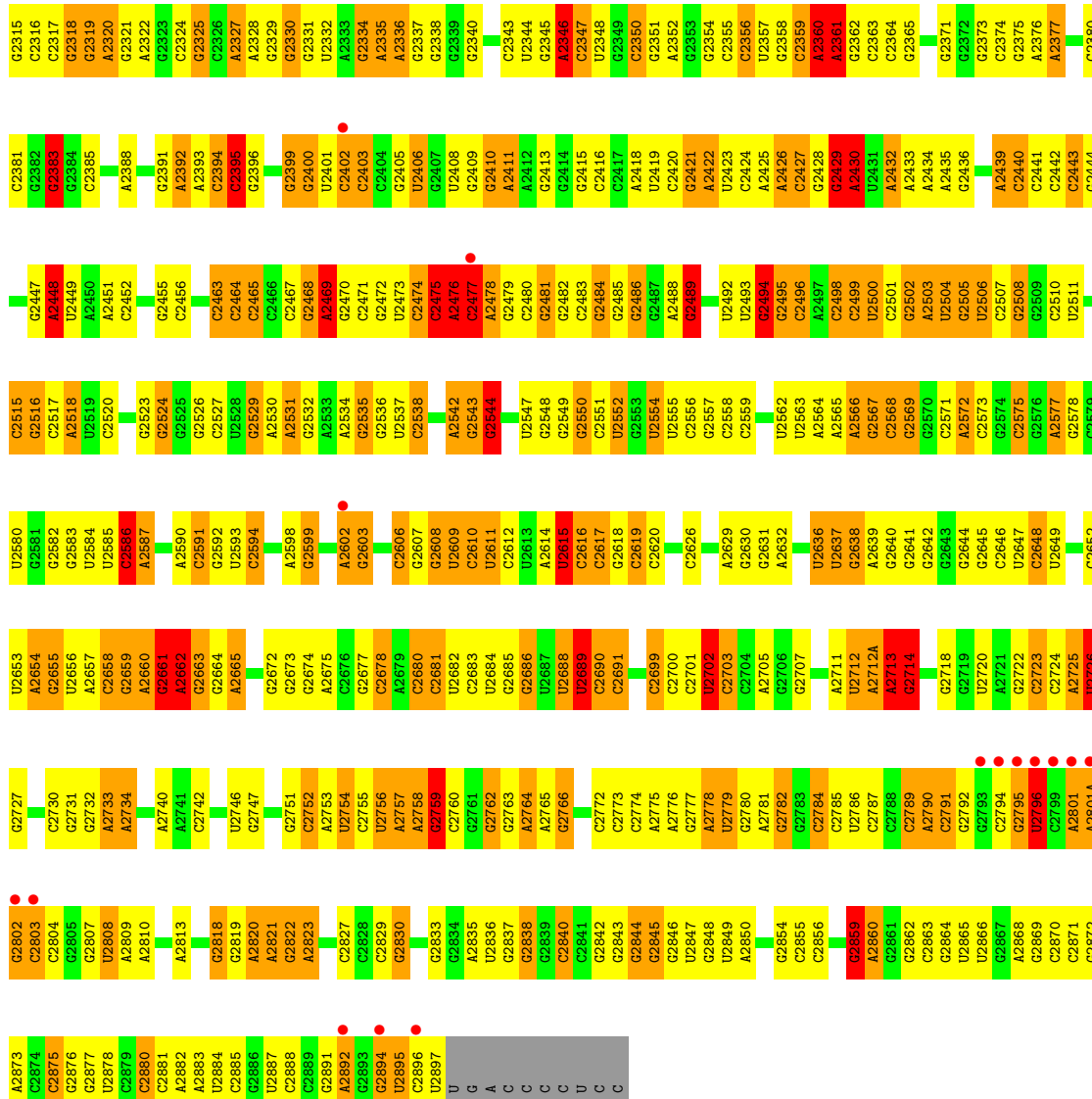
- Molecule 28: 50S ribosomal protein L33



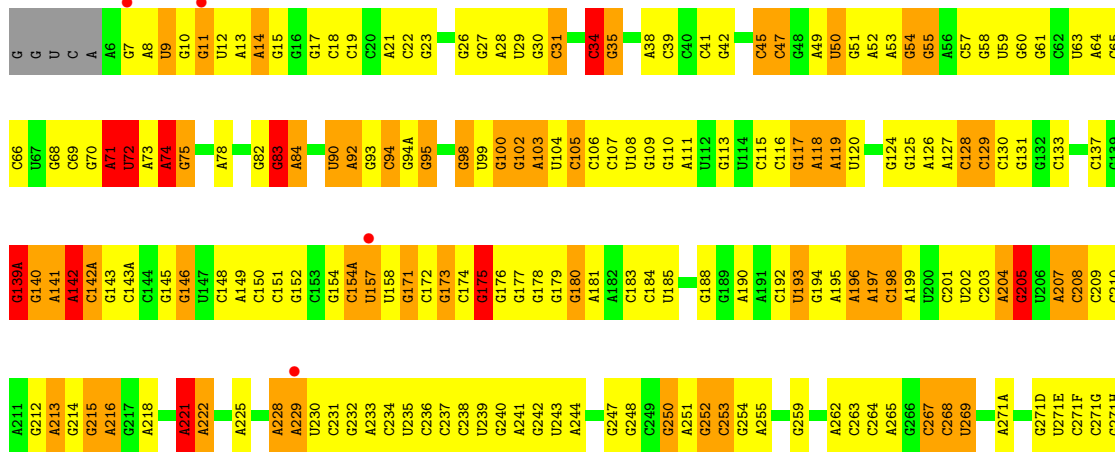
- Molecule 29: 50S ribosomal protein L34





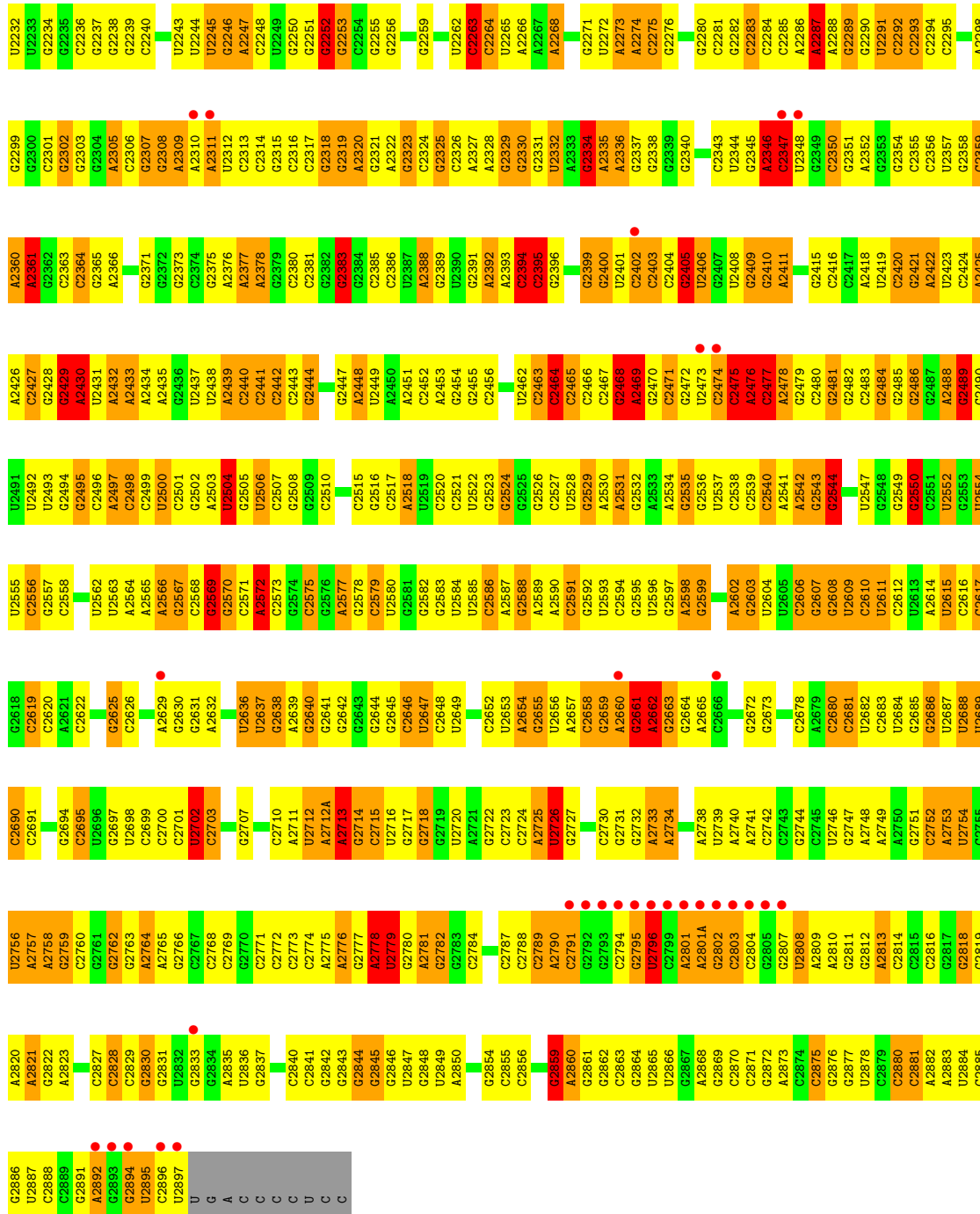


• Molecule 31: 23S ribosomal RNA

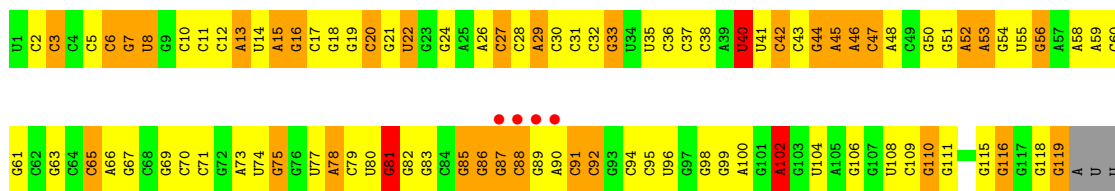
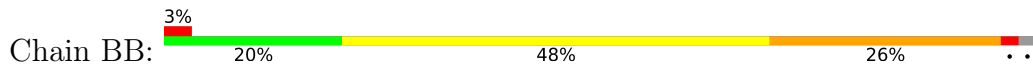


G1176	G1177	G1178	G1179	G1180	G1181	G1182	G1185	G1186	G1187	G1188	G1189	G1190	G1191	G1192	G1193	G1194	G1195	U1198	U1199	C1200	C1201	A1204	C1207	C1208	C1209	A1210	G1211	G1212	A1213	A1214	G1218	G1219	A1220	C1221	C1221A	G1224	G1225	A1226	G1227	G1228	G1229	U1234	G1235	G1236	A1237	G1238	G1239	A1241	A1242	G1243	G1244																																																																																																																																																																																																																																																																																																																																																																																																																																																																																																																																																																																																																																																																																																																																																																																																																																																																																					
G1110	A1111	G1112	G1113	G1114	G1115	G1116	G1117	G1118	C1121	G1122	C1123	C1124	U1130	G1131	A1132	U1133	C1135	G1136	G1137	G1138	G1139	U1141	U1142	U1142A	A1143	G1144	G1145	C1146	C1147	A1148	G1149	C1150	G1151	C1152	G1154	A1155	A1156	G1157	C1158	U1159	G1160	G1161	G1162	G1163	G1164	U1165	G1169	G1171	G1171	A1174	U1175																																																																																																																																																																																																																																																																																																																																																																																																																																																																																																																																																																																																																																																																																																																																																																																																																																																																																					
C995	A996	G997	C998	U999	A1000	A1001	G1002	G998	G1003	C1004	C1005	C1006	A1010	G1011	U1012	G1013	U1014	G1015	G1016	U1019	C991	A1020	A1021	G1022	U1023	G1024	G1025	U998	A1027	A999	A1028	A1029	G991	G1030	G1031	A1032	U1033	G1034	C996	C970	G971	G972	A973	G974	C975	G975A	G979	G979	A980	A983	A984	C985	G986	G987	G1051	C1052	C1053	A1106	G1107	U1108	C1109																																																																																																																																																																																																																																																																																																																																																																																																																																																																																																																																																																																																																																																																																																																																																																																																																																																																											
G928	U930	G931	G932	A933	G934	C935	A866	C867	U868	G869	A870	U871	A872	G873	G874	C875	C876	U877	A878	G879	G880	G881	A882	G883	C884	G885	A886	A887	G888	A889	A900	C901	C902	C903	C904	U905	G906	U907	C908	A909	A910	A911	C912	U913	C914	A917	A918	G919	G920	G921	U922	C923	C924	C925	G926	C994																																																																																																																																																																																																																																																																																																																																																																																																																																																																																																																																																																																																																																																																																																																																																																																																																																																																																
U860	A861	G862	A863	C864	C865	A866	C867	U868	G869	A870	U871	A872	G873	G874	C875	C876	U877	A878	G879	G880	G881	A882	G883	C884	G885	A886	A887	G888	A889	A900	C901	C902	C903	C904	U905	G906	U907	C908	A909	A910	A911	C912	U913	C914	A917	A918	G919	G920	G921	U922	C923	C924	C925	G926	C994																																																																																																																																																																																																																																																																																																																																																																																																																																																																																																																																																																																																																																																																																																																																																																																																																																																																																	
C796	C797	G798	A802	U803	A804	G805	C806	U807	G742	G743	G744	G745	A746	U747	G748	C749	A751	A752	C753	C754	C755	C756	G760	A761	U762	G763	U764	G765	G766	U767	G768	G769	G770	U773	A774	G775	G776	A777	G778	U779	G780	A781	G782	A783	A784	G785	C786	U787	A788	U789	G790	G791	G792	A793	G794	C795																																																																																																																																																																																																																																																																																																																																																																																																																																																																																																																																																																																																																																																																																																																																																																																																																																																																																
U860	A861	G862	A863	C864	C865	A866	C867	U868	G869	A870	U871	A872	G873	G874	C875	C876	U877	A878	G879	G880	G881	A882	G883	C884	G885	A886	A887	G888	A889	A900	C901	C902	C903	C904	U905	G906	U907	C908	A909	A910	A911	C912	U913	C914	A917	A918	G919	G920	G921	U922	C923	C924	C925	G926	C994																																																																																																																																																																																																																																																																																																																																																																																																																																																																																																																																																																																																																																																																																																																																																																																																																																																																																	
C895	A896	G897	C898	U899	A1000	A1001	G1002	G998	G1003	C1004	C1005	C1006	A1010	G1011	U1012	G1013	U1014	G1015	G1016	U1019	C991	A1020	A1021	G1022	U1023	G1024	G1025	U998	A1027	A999	A1028	A1029	G991	G1030	G1031	A1032	U1033	G1034	C996	C970	G971	G972	A973	G974	C975	G975A	G979	G979	A980	A983	A984	C985	G986	G987	G1051	C1052	C1053	A1106	G1107	U1108	C1109																																																																																																																																																																																																																																																																																																																																																																																																																																																																																																																																																																																																																																																																																																																																																																																																																																																																											
G1110	A1111	G1112	G1113	G1114	G1115	G1116	G1117	G1118	C1121	G1122	C1123	C1124	U1130	G1131	A1132	U1133	C1135	G1136	G1137	G1138	G1139	U1141	U1142	U1142A	A1143	G1144	G1145	C1146	C1147	A1148	G1149	C1150	G1151	C1152	G1154	A1155	A1156	G1157	C1158	U1159	G1160	G1161	G1162	G1163	G1164	U1165	G1169	G1171	G1171	A1174	U1175																																																																																																																																																																																																																																																																																																																																																																																																																																																																																																																																																																																																																																																																																																																																																																																																																																																																																					
C2711	C271J	U271K	U271L	U271M	U271N	C271O	C271P	C271Q	C271R	C271S	C271T	C271U	G271V	G271W	C271X	C271Y	C271Z	G272	G272A	C272B	C272C	U272D	C272E	C272F	C272G	C272H	U272I	C272J	C272K	C272L	G275	G275	C279	C280	G281	A282	A282	U283	U284	C285	C286	C287	C288	C291	C292	G298	A299	A300	G301	C302	U303	G304	U306	U306	G307	G308	G309	A310	A311	G312	C313	U314																																																																																																																																																																																																																																																																																																																																																																																																																																																																																																																																																																																																																																																																																																																																																																																																																																																																										
G315	C316	G317	A320	G321	A322	G327	U328	C329	C330	A331	A332	G335	U339	A340	C343	G344	A345	A346	A347	G348	G352	G353	G354	G355	G356	A357	U358	A359	G360	G361	U362	G363	A363A	G363B	G363C	U363D	A363E	A363F	C364	C365	C366	G370	A371	G372	U373	C375	C376	C377	A378	A379	C379	C380	C381	C382	C383	C384	C385	C386	C387	C388	C389	C390	C391	C392	C393	C394	C395	C396	C397	C398	C399	C400	C401	C402	C403	C404	C405	C406	C407	C408	C409	C410	C411	C412	C413	C414	A415	C416	C417	C418	A428	A429	G430	U431	A432	G433	U434	C435	C436	U441	C442	A443	C444	C445	C365	C366	G370	A371	G372	U373	C375	C376	C377	A378	A379	C379	C380	C381	C382	C383	C384	C385	C386	C387	C388	C389	C390	C391	C392	C393	C394	C395	C396	C397	C398	C399	C400	C401	C402	C403	C404	C405	C406	C407	C408	C409	C410	C411	C412	C413	C414	A415	C416	C417	C418	A428	A429	G430	U431	A432	G433	U434	C435	C436	U441	C442	A443	C444	C445	C365	C366	G370	A371	G372	U373	C375	C376	C377	A378	A379	C379	C380	C381	C382	C383	C384	C385	C386	C387	C388	C389	C390	C391	C392	C393	C394	C395	C396	C397	C398	C399	C400	C401	C402	C403	C404	C405	C406	C407	C408	C409	C410	C411	C412	C413	C414	A415	C416	C417	C418	A428	A429	G430	U431	A432	G433	U434	C435	C436	U441	C442	A443	C444	C445	C365	C366	G370	A371	G372	U373	C375	C376	C377	A378	A379	C379	C380	C381	C382	C383	C384	C385	C386	C387	C388	C389	C390	C391	C392	C393	C394	C395	C396	C397	C398	C399	C400	C401	C402	C403	C404	C405	C406	C407	C408	C409	C410	C411	C412	C413	C414	A415	C416	C417	C418	A428	A429	G430	U431	A432	G433	U434	C435	C436	U441	C442	A443	C444	C445	C365	C366	G370	A371	G372	U373	C375	C376	C377	A378	A379	C379	C380	C381	C382	C383	C384	C385	C386	C387	C388	C389	C390	C391	C392	C393	C394	C395	C396	C397	C398	C399	C400	C401	C402	C403	C404	C405	C406	C407	C408	C409	C410	C411	C412	C413	C414	A415	C416	C417	C418	A428	A429	G430	U431	A432	G433	U434	C435	C436	U441	C442	A443	C444	C445	C365	C366	G370	A371	G372	U373	C375	C376	C377	A378	A379	C379	C380	C381	C382	C383	C384	C385	C386	C387	C388	C389	C390	C391	C392	C393	C394	C395	C396	C397	C398	C399	C400	C401	C402	C403	C404	C405	C406	C407	C408	C409	C410	C411	C412	C413	C414	A415	C416	C417	C418	A428	A429	G430	U431	A432	G433	U434	C435	C436	U441	C442	A443	C444	C445	C365	C366	G370	A371	G372	U373	C375	C376	C377	A378	A379	C379	C380	C381	C382	C383	C384	C385	C386	C387	C388	C389	C390	C391	C392	C393	C394	C395	C396	C397	C398	C399	C400	C401	C402	C403	C404	C405	C406	C407	C408	C409	C410	C411	C412	C413	C414	A415	C416	C417	C418	A428	A429	G430	U431	A432	G433	U434	C435	C436	U441	C442	A443	C444	C445	C365	C366	G370	A371	G372	U373	C375	C376	C377	A378	A379	C379	C380	C381	C382	C383	C384	C385	C386	C387	C388	C389	C390	C391	C392	C393	C394	C395	C396	C397	C398	C399	C400	C401	C402	C403	C404	C405	C406	C407	C408	C409	C410	C411	C412	C413	C414	A415	C416	C417	C418	A428	A429	G430	U431	A432	G433	U434	C435	C436	U441	C442	A443	C444	C445	C365	C366	G370	A371	G372	U373	C375	C376	C377	A378	A379	C379	C380	C381	C382	C383	C384	C385	C386	C387	C388	C389	C390	C391	C392	C393	C394	C395	C396	C397	C398	C399	C400	C401	C402	C403	C404	C405	C406	C407	C408	C409	C410	C411	C412	C413	C414	A415	C416	C417	C418	A428	A429	G430	U431	A432	G433	U434	C435	C436	U441	C442	A443	C444	C445	C365	C366	G370	A371	G372	U373	C375	C376	C377	A378	A379	C379	C380	C381	C382	C383	C384	C385	C386	C387	C388	C389	C390	C391	C392	C393	C394	C395	C396	C397	C398	C399	C400	C401	C402	C403	C404	C405	C406	C407	C408	C409	C410	C411	C412	C413	C414	A415	C416	C417	C418	A428	A429	G430	U431	A432	G433	U434	C435	C436	U441	C442	A443	C444	C445	C365	C366	G370	A371	G372	U373	C375	C376	C377	A378	A379	C379	C380	C381	C382	C383	C384	C385	C386	C387	C388	C389	C390	C391	C392	C393	C394	C395	C396	C397	C398	C399	C400	C401	C402	C403	C404	C405	C406	C407	C408	C409	C410	C411	C412	C413	C414	A415	C416	C417	C418	A428	A429	G430	U431	A432	G433	U434	C435	C436	U441	C442	A443	C444	C445	C365	C366	G370	A371	G372	U373	C375	C376	C377	A378	A379	C379	C380	C381	C382	C383	C384	C385	C386	C387	C388	C389	C390	C391	C392	C393	C394	C395	C396	C397	C398	C399	C400	C401	C402	C403	C404	C405	C406	C407	C408	C409	C410	C411	C412	C413	C414	A415	C416	C417	C418	A428	A429	G430	U431	A432	G433	U434	C435	C436	U441	C442	A443	C444	C445	C365	C366	G370	A371	G372	U373	C375	C376	C377	A378	A379	C379	C380	C381	C382	C383	C384	C385	C386	C387	C388	C389	C390	C391	C392	C393	C394	C395	C396	C397	C398	C399	C400	C401	C402	C403	C404	C405	C406	C407	C408	C409	C410	C411	C412	C413	C414	A415	C416	C417	C418	A428	A429	G430	U431	A432	G433	U434	C435	C436	U441	C442	A443	C444	C445	C365	C366	G370	A371	G372	U373	C375	C376	C377	A378	A379	C379	C380	C381	C382	C383	C384	C385	C386	C

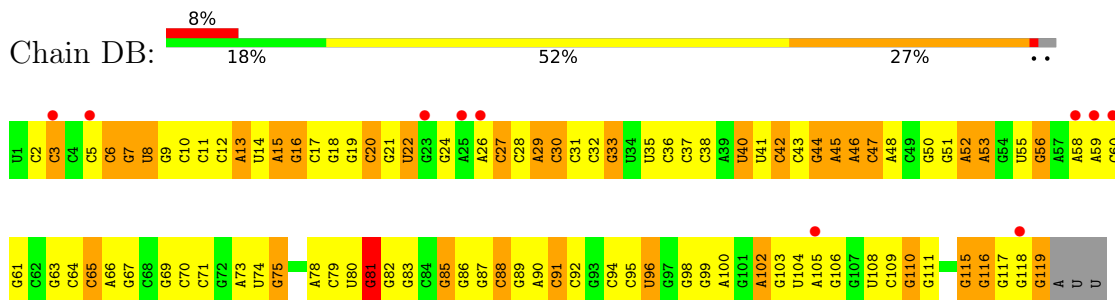
G	C2183	G1245	G1309	C1370	G1430	C1505	U1576	C1640	G1710	U1794	A1859	A1932	C2006	U2068	G
G	C2187	A1286	G1310	G1371	G1441	C1506	C1577	A1641	C1711	C1795	G1860	G1933	C2007	G2069	G
C	C2188	A1287	G1311	A1372	G1442	A1507	U1578	C1646	C1712	U1796	G1861	C1934	C2008	G2070	C
C	C2189	A1288	U1312	A1373	G1443	A1508	U1579	C1647	U1713	U1797	G1862	C1935	G2009	G	
C	C2190	C1289	U1313	G1374	G1444	A1509	A1580	C1648	G1714	U1798	G1863	A1936	C2010	C	
C	C2191	C1251	U1314	C1375	G1445	A1509A	G1581	C1649	G1719	U1799	U1864	A1937	G2012	C	
C	C2192	C1252	C1315	C1376	A1445	A1509B	C1582	G1650	G1720	C1800	G1865	A1938	A2013	C	
G	C2193	A1283	U1316	G1377	G1448	G1510	A1583	G1650	U1721	G1801	C1866	U1939	A2014	G	
G	C2194	A1284	A1317	A1378	A1449	C1511	C1584	G1651	G1722	A1802	A1876	U1940	A2015	G	
G	C2195	U1255	G1318	A1379	G1450	U1512	C1585	A1652	U1723	A1803	A1877	U1941	U2016	G	
A	C2196	G1286	G1319	G1380	C1450	C1450A	A1587	G1653	A1729	C1804	G1878	U1942	U2017	A	
U	C2197	C1257	C1320	G1381	C1451	U1514	C1588	A1654	G1740	U1808	C1882	U1943	G2018	A	
U	C2198	C1258	A1321	G1382	C1451	G1515	C1589	A1655	A1741	A1809	G1883	G1944	A2019	U	
C	C2199	G1289	A1322	C1383	G1455	G1516	U1590	C1656	G1742	A1810	C1884	G1945	A2020	C	
C	C2200	G1290	U1323	A1384	G1455	U1517	G1591	C1657	C1743	A1811	A1884	G1946	C2021	C	
C	C2201	G1260	U1323	G1385	G1458	U1518	C1592	C1658	G1744	G1812	A1885	U1947	U2022	C	
C	C2202	C1261	G1324	G1386	G1459	U1519	G1593	U1659	C1745	A1813	A1886	G1948	G2023	C	
A	C2203	U1262	G1325	A1386	A1460	G1520	G1594	U1660	G1745A	G1814	C1887	G1949	G2024	A	
C	C2204	U1263	U1326	C1387	G1461	U1523	G1595	G1661	G1746	G1814	G1888	U1950	G2025	C	
C	C2205	G1264	C1327	G1388	G1462	U1524	G1598	A1664	G1747	A1815	A1889	U1951	C2026	C	
C	C2206	A1265	G1328	U1328	C1463	C1526	C1599	A1665	G1747A	G1816	A1890	U1952	G2027	C	
C	C2207	G1266	U1329	A1394	C1463	G1527	C1599	A1666	G1748	G1817	A1891	U1956	G2028	C	
C	C2208	U1267	C1330	A1395	C1464	G1527	C1599	G1666	C1751	U1818	C1892	C1957	G2029	G	
G	C2209	A1268	A1331	U1396	G1465	G1527	G1600	G1667	U1751	U1819	C1895	U1958	G2030	G	
G	C2210	G1269	G1332	C1399	G1466	A1528A	G1601	A1668	G1752	U1820	G1896	U1959	A2031	C	
C	C2211	C1270	C1333	G1400	C1467	G1529	A1603	A1669	G1753	A1821	C1897	U1960	G2032	C	
C	C2212	G1271	G1334	G1400	C1468	C1530	C1604	A1670	G1754	G1822	G1899	U1961	A2033	C	
C	C2213	G1272	U1335	A1401	A1469	C1531	C1605	C1671	U1757	G1823	G1900	U1962	G2034	C	
C	C2214	U1273	U1336	G1402	G1470	A1532	G1606	U1671	G1758	G1824	G1901	C1963	A2035	C	
C	C2215	A1274	G1337	C1403	C1471	G1533	G1607	C1672	C1758	A1825	A1902	U1964	G2036	C	
C	C2216	A1275	G1338	G1404	A1472	A1534	C1608	C1673	A1762	G1826	C1903	U1965	G2037	C	
C	C2217	A1276	C1339	U1405	G1473	C1543	A1608	G1674	G1763	G1827	G1904	U1966	G2038	C	
C	C2218	G1277	U1340	U1406	C1474	A1544	A1609	C1675	G1764	C1828	G1905	A1971	C2039	C	
C	C2219	U1278	U1341	U1407	G1475	A1546	A1610	C1676	C1765	G1829	G1906	U1972	G2040	C	
C	C2220	G1279	A1342	C1408	G1475	C1547	C1611	U1678	U1766	A1829	G1907	A1973	U2041	C	
C	C2221	G1280	G1343	G1409	G1478	G1548	C1612	U1680	U1768	G1831	C1908	G1974	A2042	C	
C	C2222	U1281	G1344	C1410	G1480	C1549	G1613	U1681	U1768	G1832	C1909	C1974	G2043	C	
C	C2223	G1284	C1345	G1411	U1481	C1550	G1614	G1682	C1771	U1833	G1910	U1980	C2044	C	
C	C2224	A1285	G1348	G1413	G1482	G1552	A1616	C1683	G1772	U1834	G1911	G1981	C2045	C	
G	C2225	G1286	A1349	G1416	G1484	G1553	C1617	C1684	A1773	G1835	U1911	C1982	G2048	G	
C	C2226	A1287	C1350	G1417	A1486	A1554	A1618	C1685	C1774	C1836	A1912	C1983	G2049	C	
C	C2227	U1288	C1351	C1416	G1487	A1554	A1618	C1686	U1775	C1837	A1913	G1984	C2050	C	
U	C2228	C1289	U1352	G1418	G1488	A1557	A1619	C1687	G1776	G1838	U1914	G1985	A2051	A	
A	C2229	C1290	A1353	A1419	G1489	C1558	G1623	U1688	U1777	G1839	U1915	G1986	G2052	A	
G	C2230	U1292	A1364	U1420	U1489	G1559	G1624	A1689	U1778	G1840	A1916	U1987	G2053	G	
G	C2231	G1293	G1355	G1421	A1490	G1560	G1625	U1693	U1779	C1843	U1917	G1988	G2054	G	
G	C2232	G1297	U1357	A1427	A1491	G1560	G1626	U1694	A1780	C1844	A1918	C1989	A2054	A	
A	C2233	C1298	U1358	C1428	G1492	G1563	U1627	G1695	C1781	C1844	A1919	G1990	G2055	U	
A	C2234	G1299	A1359	G1429	A1494	C1564	G1628	G1696	C1782	U1851	A1920	C1991	A2056	U	
C	C2235	A1360	A1360	C1430	A1495	C1565	U1629	G1697	A1783	A1847	G1921	U1991	G2057	C	
U	C2236	G1361	A1361	U1431	A1496	G1568	U1632	A1698	A1784	A1848	G1922	G1992	A2058	C	
U	C2237	A1301	C1362	C1432	A1497	U1569	C1633	G1699	C1694	U1851	U1923	U1993	A2059	U	
G	C2238	A1302	C1363	U1433	C1498	A1569	G1633	U1700	A1694	U1852	C1924	C1994	A2060	G	
G	C2239	G1303	G1364	A1434	C1499	A1570	G1634	A1701	G1695	C1852	C1925	C1995	G2061	G	
A	C2240	C1304	A1365	G1435	G1500	A1571	G1635	A1702	G1696	A1854	U1926	U1996	G2062	C	
G	C2241	C1305	A1366	G1436	C1501	A1572	G1636	G1703	U1789	G1855	A1927	G1997	C2063	A	
C	C2242	G1306	A1367	G1437	C1502	A1573	C1637	G1703	C1790	G1856	A1928	U1998	C2064	G	
C	C2243	A1307	G1368	U1438	U1503	A1574	A1637	G1708	A1791	G1857	G1929	U1999	C2065	C	
U	C2244	A1308	G1369	A1439	C1504	C1575	U1639	U1709	C1793	G1858	G1930	G2000	C2066	C	
U	C2245												G2067	U	



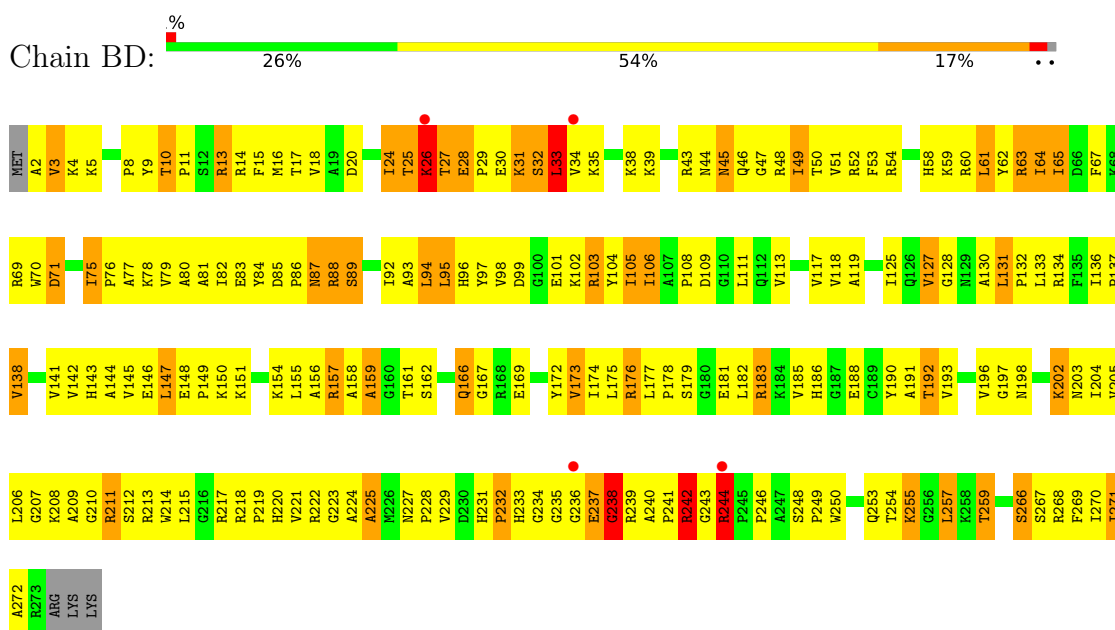
• Molecule 32: 5S ribosomal RNA



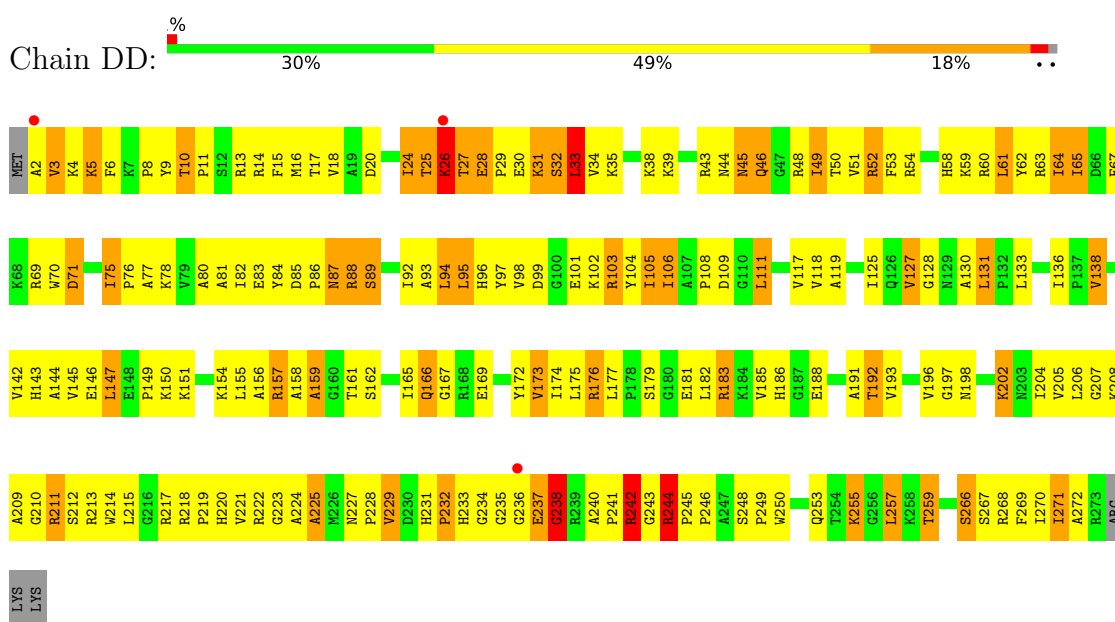
• Molecule 32: 5S ribosomal RNA



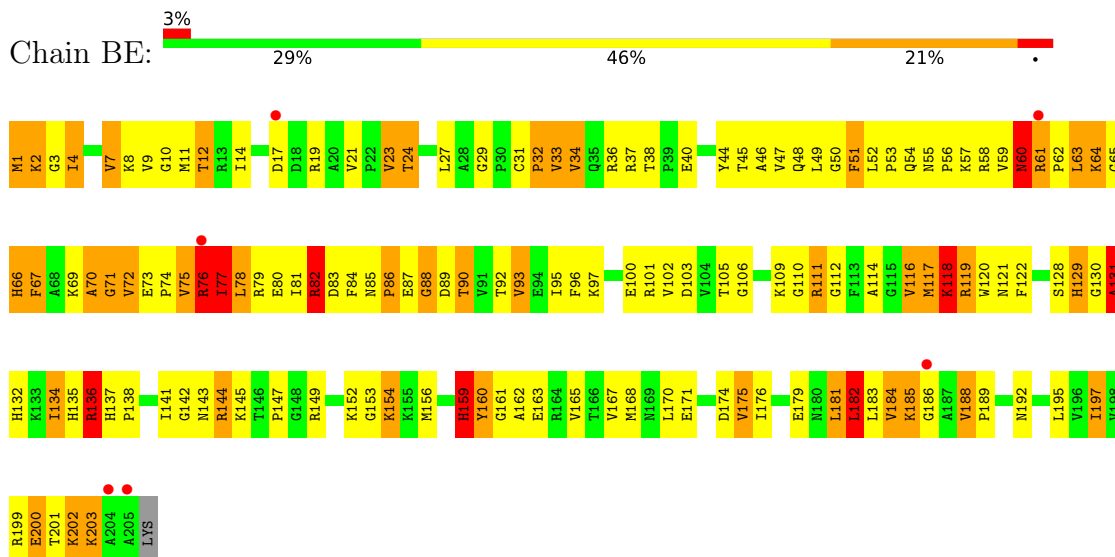
• Molecule 33: 50S ribosomal protein L2



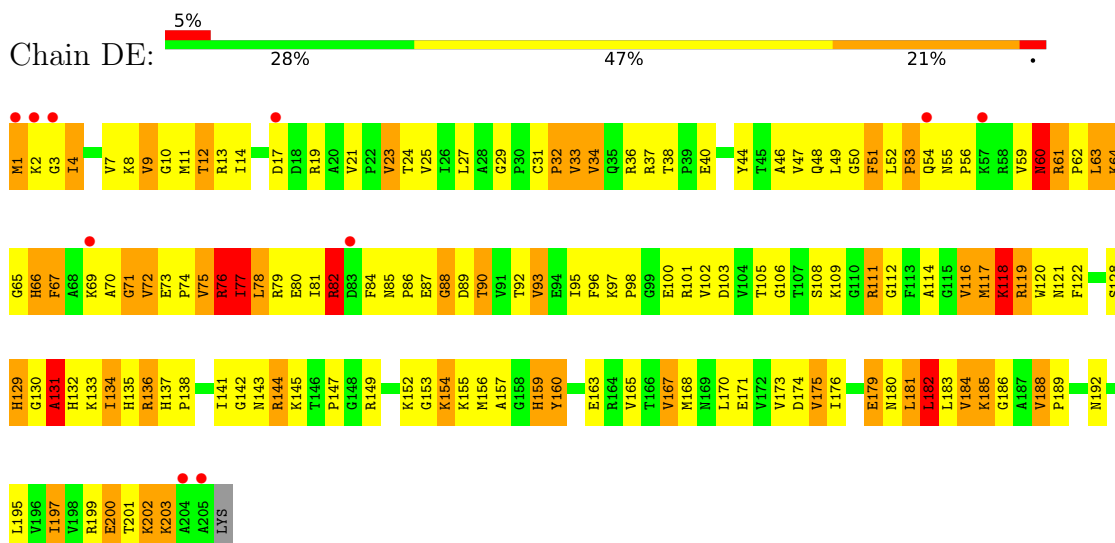
• Molecule 33: 50S ribosomal protein L2



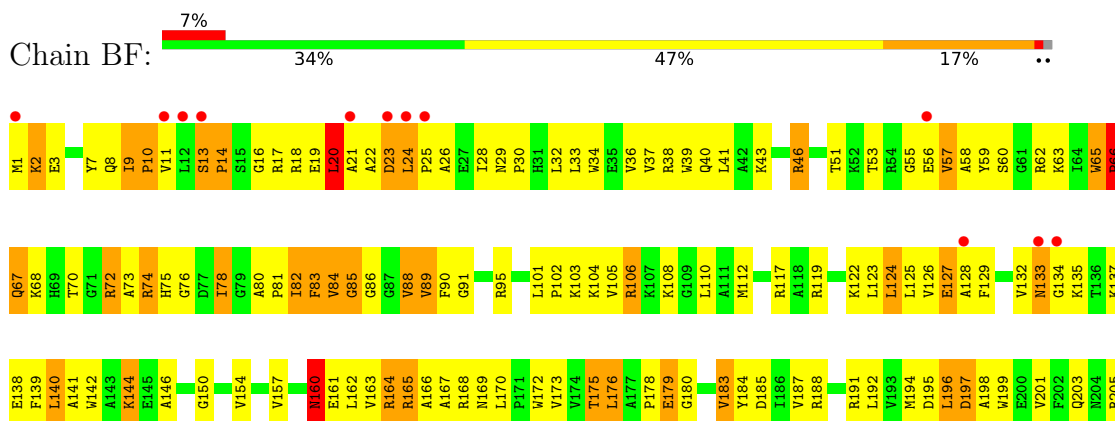
- Molecule 34: 50S ribosomal protein L3

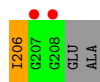


- Molecule 34: 50S ribosomal protein L3

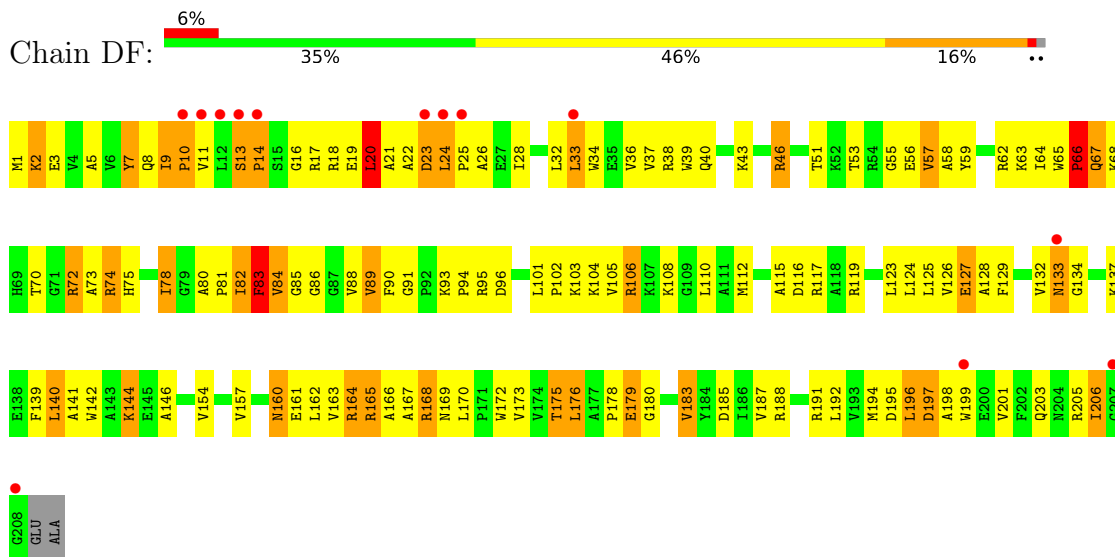


- Molecule 35: 50S ribosomal protein L4

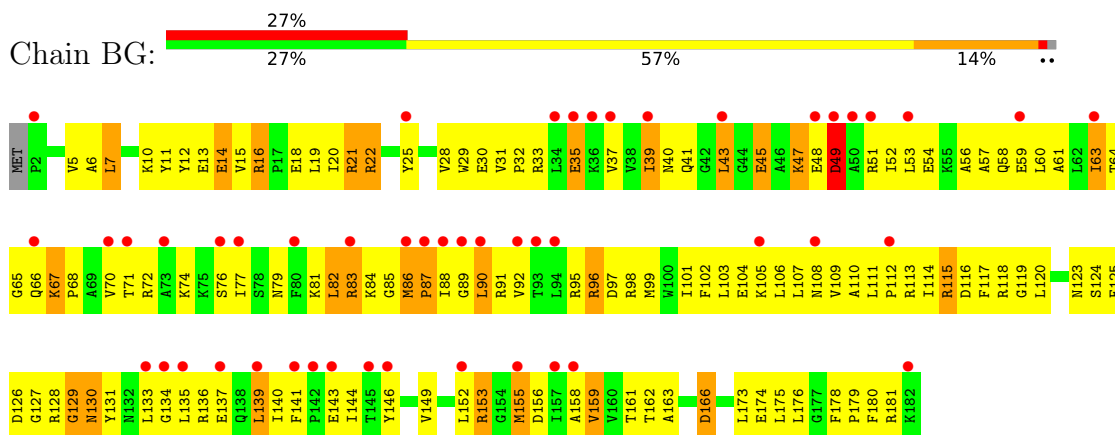




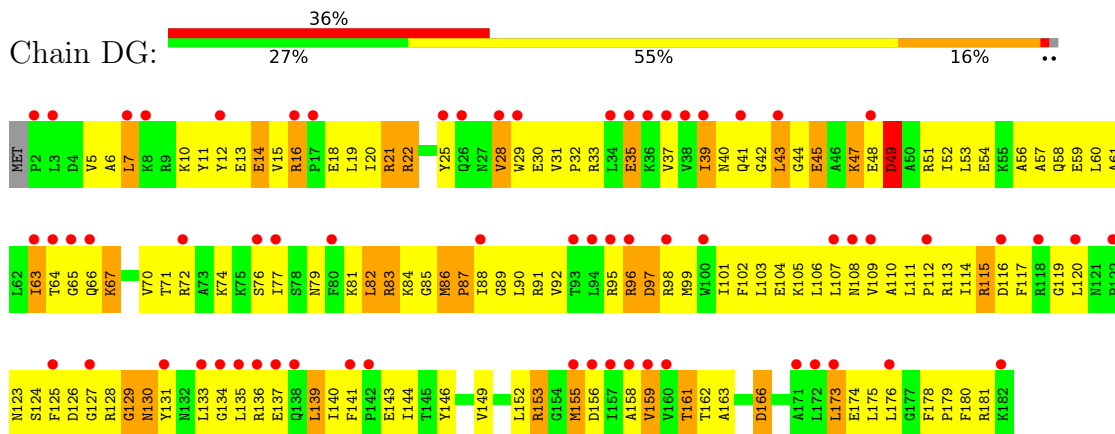
• Molecule 35: 50S ribosomal protein L4



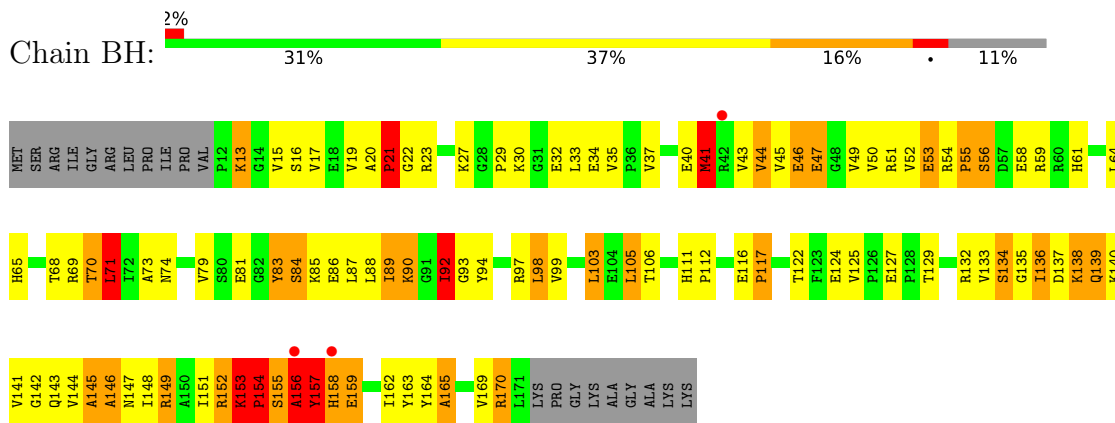
• Molecule 36: 50S ribosomal protein L5



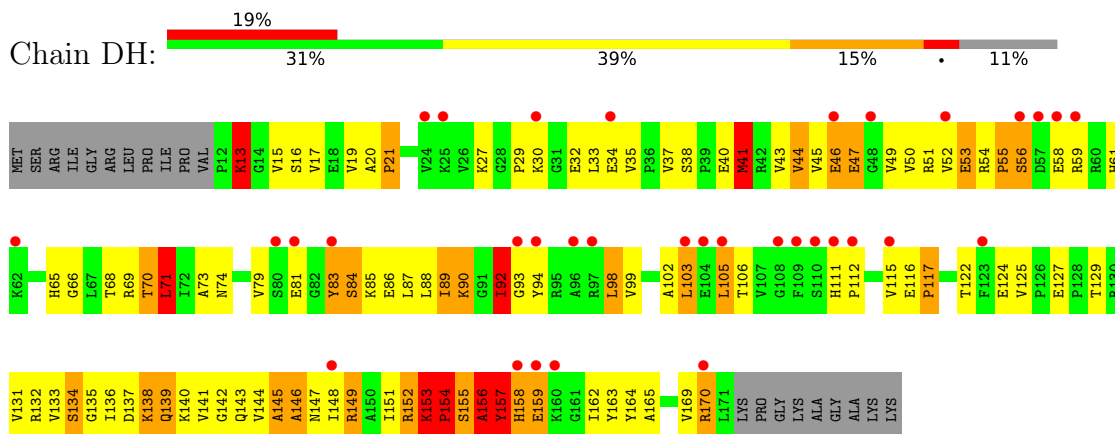
• Molecule 36: 50S ribosomal protein L5



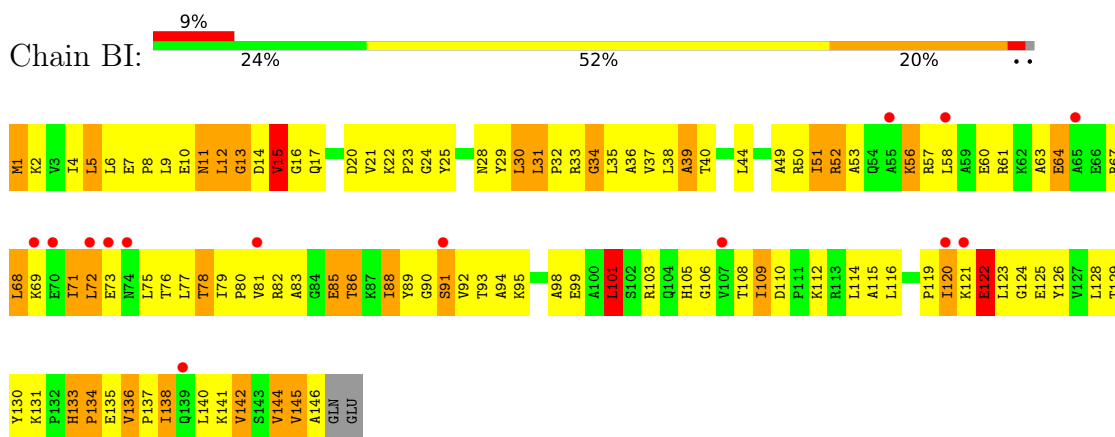
- Molecule 37: 50S ribosomal protein L6



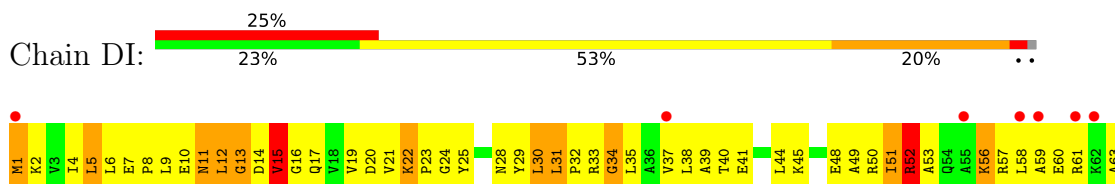
- Molecule 37: 50S ribosomal protein L6

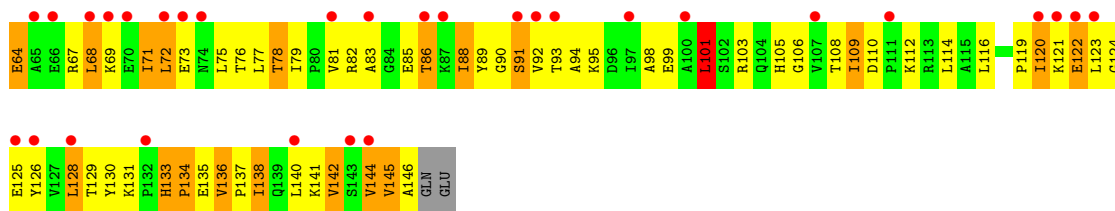


- Molecule 38: 50S ribosomal protein L9



- Molecule 38: 50S ribosomal protein L9





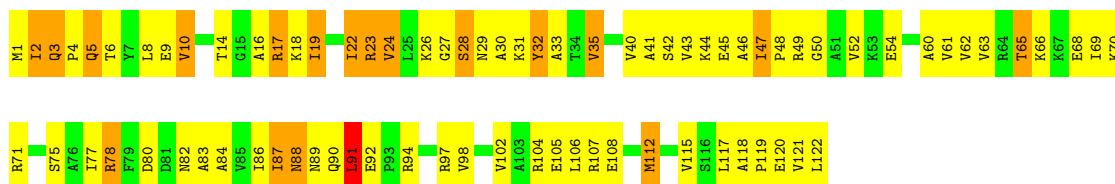
• Molecule 39: 50S ribosomal protein L13



• Molecule 39: 50S ribosomal protein L13

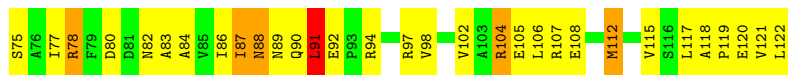
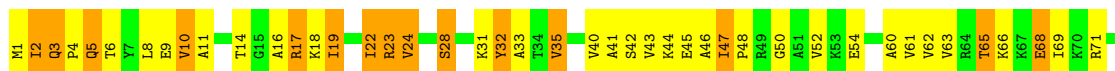


• Molecule 40: 50S ribosomal protein L14

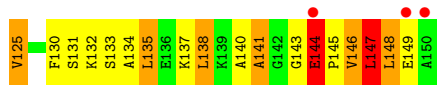
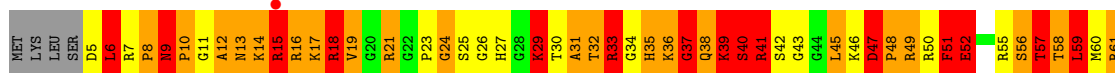



• Molecule 40: 50S ribosomal protein L14

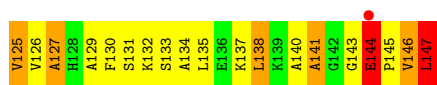
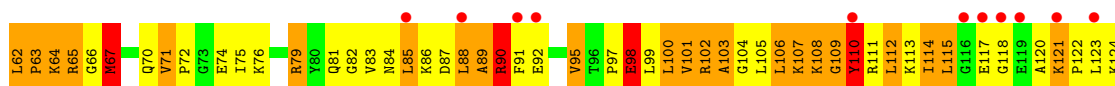
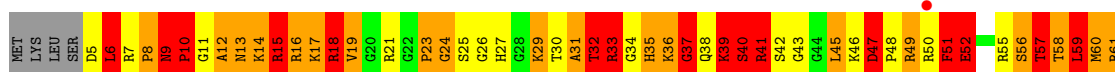




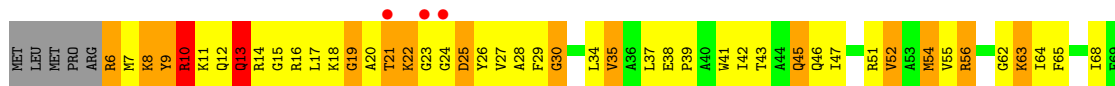
• Molecule 41: 50S ribosomal protein L15



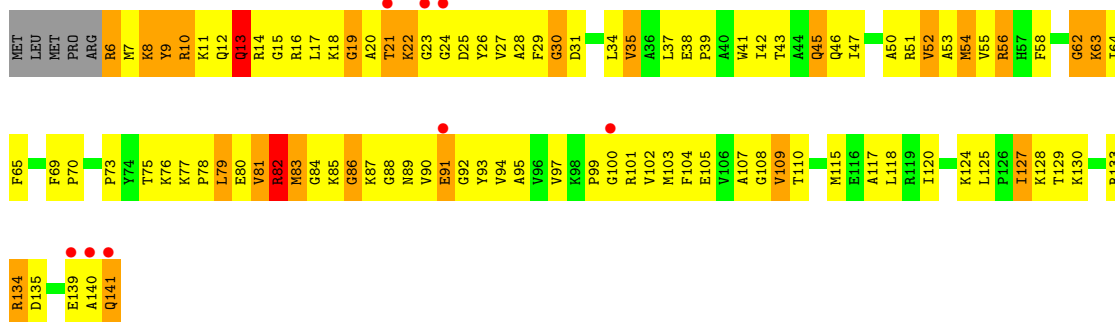
• Molecule 41: 50S ribosomal protein L15



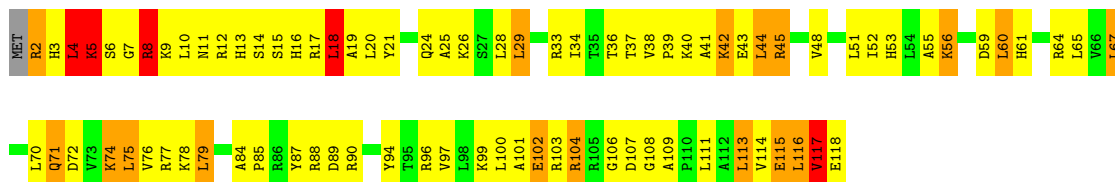
• Molecule 42: 50S ribosomal protein L16



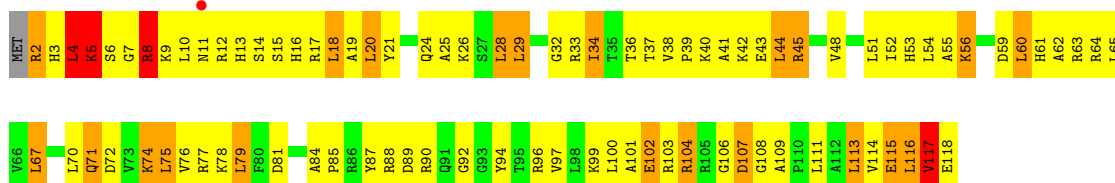
• Molecule 42: 50S ribosomal protein L16



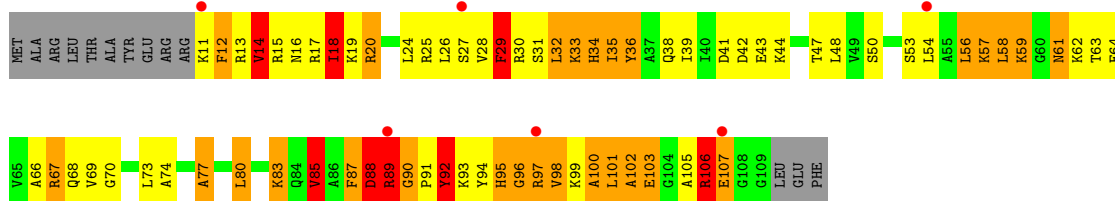
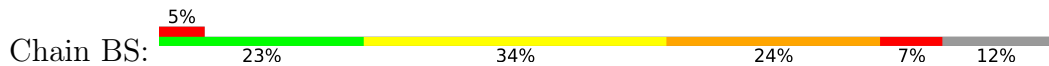
• Molecule 43: 50S ribosomal protein L17



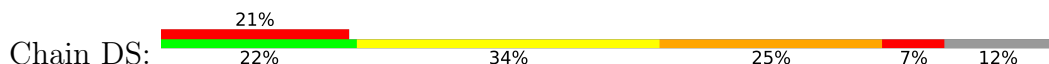
• Molecule 43: 50S ribosomal protein L17

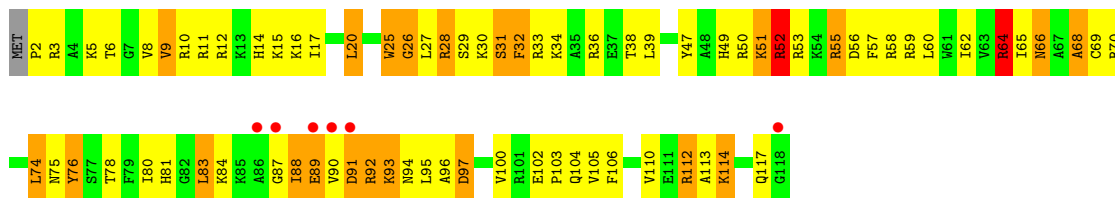


• Molecule 44: 50S ribosomal protein L18

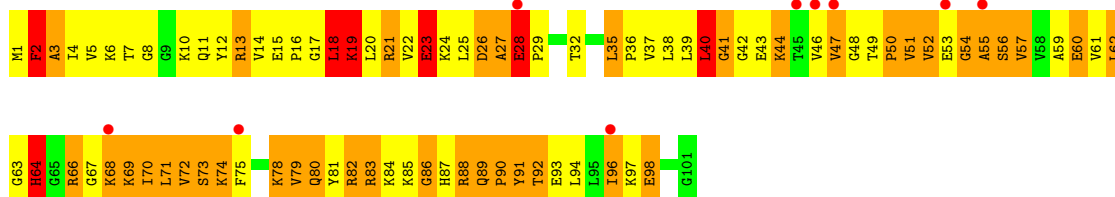


• Molecule 44: 50S ribosomal protein L18

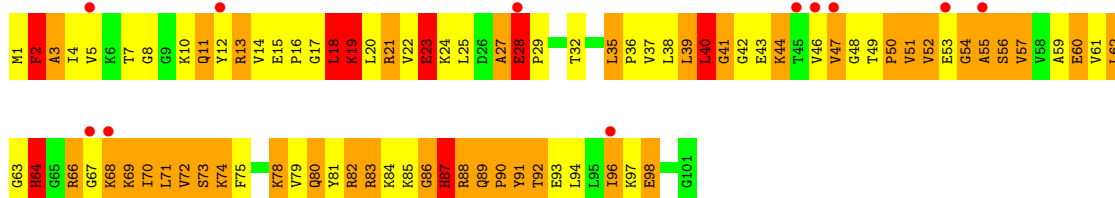
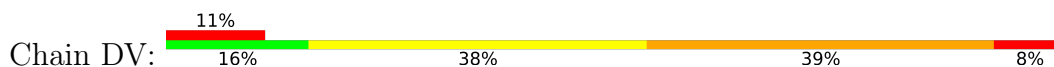




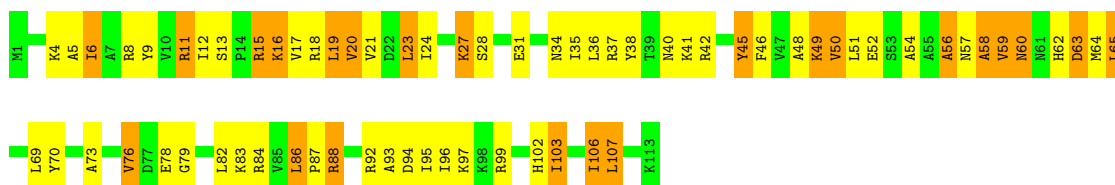
• Molecule 47: 50S ribosomal protein L21



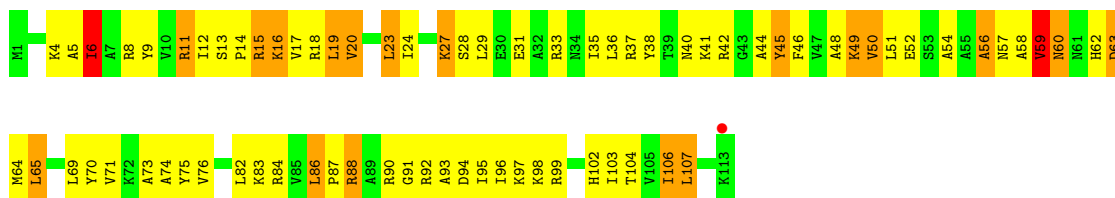
• Molecule 47: 50S ribosomal protein L21



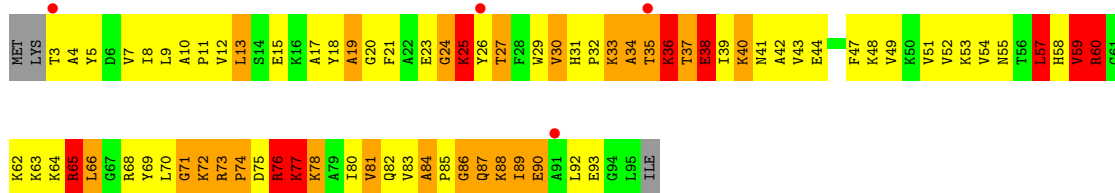
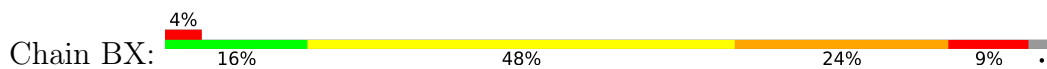
• Molecule 48: 50S ribosomal protein L22



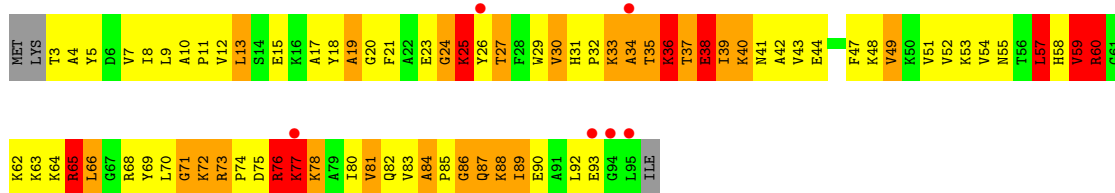
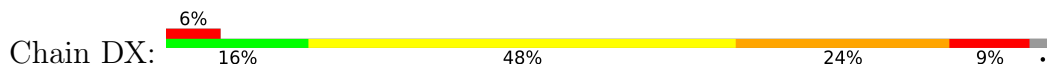
• Molecule 48: 50S ribosomal protein L22



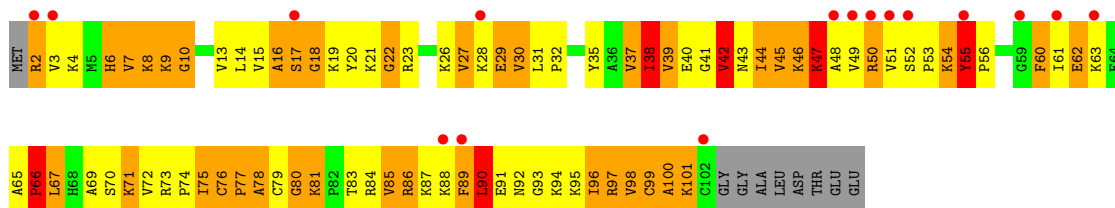
• Molecule 49: 50S ribosomal protein L23



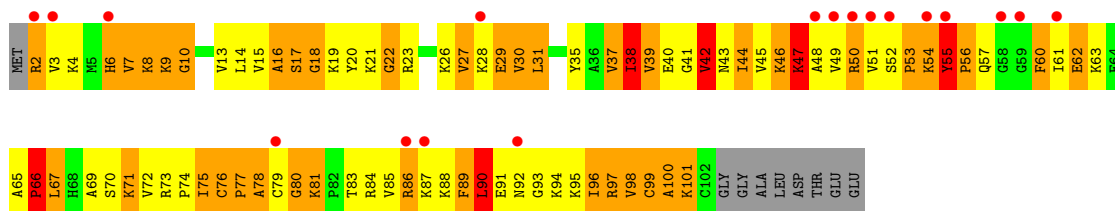
- Molecule 49: 50S ribosomal protein L23



- Molecule 50: 50S ribosomal protein L24



- Molecule 50: 50S ribosomal protein L24



- Molecule 51: 50S ribosomal protein L25



4 Data and refinement statistics

Property	Value	Source
Space group	P 21 21 21	Depositor
Cell constants a, b, c, α , β , γ	210.22Å 450.25Å 623.81Å 90.00° 90.00° 90.00°	Depositor
Resolution (Å)	49.80 – 3.00 49.80 – 3.00	Depositor EDS
% Data completeness (in resolution range)	(Not available) (49.80-3.00) 88.7 (49.80-3.00)	Depositor EDS
R_{merge}	0.24	Depositor
R_{sym}	(Not available)	Depositor
$\langle I/\sigma(I) \rangle$ ¹	1.09 (at 3.01Å)	Xtrriage
Refinement program	PHENIX	Depositor
R, R_{free}	0.235 , 0.269 0.234 , 0.268	Depositor DCC
R_{free} test set	51892 reflections (5.01%)	wwPDB-VP
Wilson B-factor (Å ²)	73.9	Xtrriage
Anisotropy	0.352	Xtrriage
Bulk solvent k_{sol} (e/Å ³), B_{sol} (Å ²)	0.25 , 92.4	EDS
L-test for twinning ²	$\langle L \rangle = 0.43$, $\langle L^2 \rangle = 0.25$	Xtrriage
Estimated twinning fraction	No twinning to report.	Xtrriage
F_o, F_c correlation	0.89	EDS
Total number of atoms	278000	wwPDB-VP
Average B, all atoms (Å ²)	101.0	wwPDB-VP

Xtrriage's analysis on translational NCS is as follows: *The largest off-origin peak in the Patterson function is 1.49% of the height of the origin peak. No significant pseudotranslation is detected.*

¹Intensities estimated from amplitudes.

²Theoretical values of $\langle |L| \rangle$, $\langle L^2 \rangle$ for acentric reflections are 0.5, 0.333 respectively for untwinned datasets, and 0.375, 0.2 for perfectly twinned datasets.

5 Model quality i

5.1 Standard geometry i

Bond lengths and bond angles in the following residue types are not validated in this section: MG, ZIT, K, ZN

The Z score for a bond length (or angle) is the number of standard deviations the observed value is removed from the expected value. A bond length (or angle) with $|Z| > 5$ is considered an outlier worth inspection. RMSZ is the root-mean-square of all Z scores of the bond lengths (or angles).

Mol	Chain	Bond lengths		Bond angles	
		RMSZ	# Z >5	RMSZ	# Z >5
1	AA	0.51	0/36190	0.87	34/56486 (0.1%)
1	CA	0.50	0/36190	0.88	40/56486 (0.1%)
2	AB	0.29	0/1936	0.51	0/2611
2	CB	0.29	0/1936	0.50	0/2611
3	AC	0.27	0/1637	0.45	0/2207
3	CC	0.27	0/1637	0.45	0/2207
4	AD	0.34	0/1733	0.52	0/2318
4	CD	0.34	0/1733	0.53	0/2318
5	AE	0.34	0/1163	0.55	0/1566
5	CE	0.34	0/1163	0.55	0/1566
6	AF	0.35	0/856	0.54	0/1154
6	CF	0.36	0/856	0.54	0/1154
7	AG	0.25	0/1276	0.44	0/1709
7	CG	0.26	0/1276	0.44	0/1709
8	AH	0.34	0/1136	0.55	0/1527
8	CH	0.33	0/1136	0.54	0/1527
9	AI	0.27	0/1028	0.44	0/1375
9	CI	0.27	0/1028	0.44	0/1375
10	AJ	0.29	0/808	0.48	0/1087
10	CJ	0.29	0/808	0.48	0/1087
11	AK	0.32	0/900	0.52	0/1213
11	CK	0.32	0/900	0.52	0/1213
12	AL	0.38	0/987	0.61	1/1322 (0.1%)
12	CL	0.39	0/987	0.62	0/1322
13	AM	0.26	0/928	0.47	0/1238
13	CM	0.27	0/928	0.47	0/1238
14	AN	0.27	0/501	0.45	0/664
14	CN	0.28	0/501	0.44	0/664
15	AO	0.35	0/745	0.56	0/992
15	CO	0.33	0/745	0.56	0/992
16	AP	0.33	0/717	0.55	0/965
16	CP	0.33	0/717	0.55	0/965

Mol	Chain	Bond lengths		Bond angles	
		RMSZ	# Z >5	RMSZ	# Z >5
17	AQ	0.33	0/837	0.57	0/1119
17	CQ	0.34	0/837	0.56	0/1119
18	AR	0.35	0/579	0.57	0/768
18	CR	0.37	0/579	0.57	0/768
19	AS	0.28	0/643	0.46	0/867
19	CS	0.28	0/643	0.46	0/867
20	AT	0.34	0/765	0.56	0/1007
20	CT	0.34	0/765	0.55	0/1007
21	AU	0.27	0/213	0.43	0/279
21	CU	0.28	0/213	0.43	0/279
22	B0	0.58	0/658	0.76	1/878 (0.1%)
22	D0	0.52	0/658	0.74	0/878
23	B1	0.74	0/700	0.98	0/931
23	D1	0.65	0/700	0.95	1/931 (0.1%)
24	B2	0.68	0/423	0.92	0/560
24	D2	0.59	0/423	0.89	0/560
25	B3	0.62	0/473	0.71	0/636
25	D3	0.47	0/473	0.69	0/636
26	B4	0.31	0/156	0.59	0/215
26	D4	0.33	0/156	0.57	0/215
27	B5	0.86	1/473 (0.2%)	1.17	2/639 (0.3%)
27	D5	0.74	0/473	1.07	2/639 (0.3%)
28	B6	0.86	1/387 (0.3%)	1.05	2/517 (0.4%)
28	D6	0.70	0/387	0.97	1/517 (0.2%)
29	B7	0.65	0/427	0.79	0/563
29	D7	0.59	0/427	0.78	0/563
30	B8	0.76	0/516	1.08	3/681 (0.4%)
30	D8	0.64	0/516	1.02	3/681 (0.4%)
31	BA	1.11	98/65745 (0.1%)	1.45	1072/102639 (1.0%)
31	DA	0.84	36/65745 (0.1%)	1.38	904/102639 (0.9%)
32	BB	0.87	0/2853	1.26	29/4451 (0.7%)
32	DB	0.69	0/2853	1.18	27/4451 (0.6%)
33	BD	0.61	0/2155	0.82	1/2907 (0.0%)
33	DD	0.56	0/2155	0.80	1/2907 (0.0%)
34	BE	0.64	0/1597	0.82	2/2155 (0.1%)
34	DE	0.57	0/1597	0.80	0/2155
35	BF	0.63	1/1659 (0.1%)	0.77	0/2246
35	DF	0.53	0/1659	0.75	2/2246 (0.1%)
36	BG	0.33	0/1498	0.55	0/2013
36	DG	0.31	0/1498	0.53	0/2013
37	BH	0.64	0/1246	0.77	0/1684
37	DH	0.47	0/1246	0.70	0/1684
38	BI	0.39	0/1147	0.64	0/1553

Mol	Chain	Bond lengths		Bond angles	
		RMSZ	# Z >5	RMSZ	# Z >5
38	DI	0.38	0/1147	0.63	0/1553
39	BN	0.70	0/1132	0.88	1/1527 (0.1%)
39	DN	0.54	0/1132	0.79	0/1527
40	BO	0.57	0/943	0.71	0/1269
40	DO	0.50	0/943	0.69	0/1269
41	BP	0.72	1/1131 (0.1%)	1.03	4/1504 (0.3%)
41	DP	0.63	0/1131	0.95	4/1504 (0.3%)
42	BQ	0.65	0/1100	0.84	1/1470 (0.1%)
42	DQ	0.58	0/1100	0.80	0/1470
43	BR	0.63	0/974	0.91	4/1302 (0.3%)
43	DR	0.56	0/974	0.87	3/1302 (0.2%)
44	BS	0.56	0/779	0.83	0/1038
44	DS	0.49	0/779	0.78	0/1038
45	BT	0.58	0/1114	0.83	1/1488 (0.1%)
45	DT	0.53	0/1114	0.80	0/1488
46	BU	0.71	0/975	0.77	0/1297
46	DU	0.59	0/975	0.71	0/1297
47	BV	0.76	0/789	0.96	1/1054 (0.1%)
47	DV	0.58	0/789	0.89	1/1054 (0.1%)
48	BW	0.67	0/907	0.84	0/1216
48	DW	0.58	0/907	0.79	0/1216
49	BX	0.74	0/740	0.99	3/995 (0.3%)
49	DX	0.64	0/740	0.90	2/995 (0.2%)
50	BY	0.67	1/789 (0.1%)	0.88	1/1053 (0.1%)
50	DY	0.56	0/789	0.82	1/1053 (0.1%)
51	BZ	0.46	0/1436	0.64	2/1951 (0.1%)
51	DZ	0.40	0/1436	0.62	2/1951 (0.1%)
All	All	0.75	139/301000 (0.0%)	1.13	2159/449812 (0.5%)

Chiral center outliers are detected by calculating the chiral volume of a chiral center and verifying if the center is modelled as a planar moiety or with the opposite hand. A planarity outlier is detected by checking planarity of atoms in a peptide group, atoms in a mainchain group or atoms of a sidechain that are expected to be planar.

Mol	Chain	#Chirality outliers	#Planarity outliers
23	B1	0	1
23	D1	0	1
24	B2	0	3
24	D2	0	1
27	B5	0	1
27	D5	0	1
31	BA	21	0

Continued on next page...

Continued from previous page...

Mol	Chain	#Chirality outliers	#Planarity outliers
31	DA	21	0
33	BD	0	2
33	DD	0	2
34	BE	0	2
34	DE	0	2
35	BF	0	1
37	BH	0	2
37	DH	0	2
41	BP	0	5
41	DP	0	4
42	BQ	0	1
42	DQ	0	1
43	BR	0	1
43	DR	0	1
44	BS	0	1
44	DS	0	1
45	BT	0	1
45	DT	0	1
47	BV	0	1
47	DV	0	2
49	BX	0	3
49	DX	0	3
All	All	42	47

All (139) bond length outliers are listed below:

Mol	Chain	Res	Type	Atoms	Z	Observed(Å)	Ideal(Å)
31	BA	783	A	N9-C4	-12.00	1.30	1.37
31	BA	669	G	C4'-C3'	-11.54	1.40	1.53
31	DA	528	A	N9-C4	-11.40	1.31	1.37
31	BA	2346	A	N3-C4	-10.07	1.28	1.34
31	DA	669	G	C4'-C3'	-9.54	1.42	1.53
31	DA	783	A	N9-C4	-9.43	1.32	1.37
31	BA	1142(A)	A	N9-C4	-9.30	1.32	1.37
31	BA	774	A	N9-C4	-9.27	1.32	1.37
31	BA	1300	U	C4'-C3'	-9.18	1.43	1.53
31	DA	1300	U	C4'-C3'	-9.06	1.43	1.53
31	BA	774	A	N3-C4	-8.79	1.29	1.34
31	BA	1694	C	C4'-C3'	-8.66	1.43	1.53
31	DA	2346	A	N3-C4	-8.64	1.29	1.34
31	DA	1694	C	C4'-C3'	-8.60	1.43	1.53
31	DA	1142(A)	A	N9-C4	-8.60	1.32	1.37

Continued on next page...

Continued from previous page...

Mol	Chain	Res	Type	Atoms	Z	Observed(Å)	Ideal(Å)
31	BA	676	A	N9-C4	-8.43	1.32	1.37
31	BA	1021	A	N9-C4	-8.39	1.32	1.37
31	DA	2447	G	C6-N1	8.29	1.45	1.39
31	BA	528	A	N9-C4	-7.90	1.33	1.37
31	BA	330	A	N9-C4	-7.70	1.33	1.37
31	BA	1142(A)	A	N3-C4	-7.67	1.30	1.34
31	BA	2346	A	N9-C4	-7.64	1.33	1.37
31	BA	783	A	N3-C4	-7.39	1.30	1.34
31	BA	652	C	O3'-P	7.29	1.70	1.61
31	BA	1336	A	N3-C4	-7.20	1.30	1.34
31	BA	2713	A	N9-C4	-7.10	1.33	1.37
31	BA	330	A	N3-C4	-7.10	1.30	1.34
31	BA	676	A	C5-C6	-7.07	1.34	1.41
31	DA	2346	A	N9-C4	-7.05	1.33	1.37
31	BA	1269	A	N9-C4	-7.04	1.33	1.37
31	DA	528	A	N3-C4	-6.88	1.30	1.34
31	BA	652	C	P-O5'	6.85	1.66	1.59
31	BA	2430	A	N9-C4	-6.79	1.33	1.37
31	BA	2447	G	C5-C4	-6.55	1.33	1.38
28	B6	15	GLU	CD-OE1	-6.53	1.18	1.25
31	BA	1616	A	N3-C4	-6.52	1.30	1.34
31	DA	652	C	O3'-P	6.51	1.69	1.61
31	DA	652	C	P-O5'	6.48	1.66	1.59
31	BA	2392	A	N9-C4	-6.44	1.33	1.37
31	BA	2518	A	N9-C4	-6.43	1.33	1.37
31	BA	1786	A	N9-C4	-6.41	1.34	1.37
31	BA	525	U	N1-C2	-6.38	1.32	1.38
31	BA	1336	A	C6-N1	-6.37	1.31	1.35
31	BA	933	A	N9-C4	-6.36	1.34	1.37
35	BF	65	TRP	CB-CG	-6.31	1.38	1.50
31	BA	652	C	C3'-O3'	6.30	1.50	1.42
31	BA	783	A	N7-C5	-6.28	1.35	1.39
31	BA	1021	A	N7-C5	-6.27	1.35	1.39
31	BA	1204	A	C5-C6	-6.24	1.35	1.41
31	BA	2059	A	N9-C4	-6.14	1.34	1.37
31	BA	1762	A	N9-C4	6.12	1.41	1.37
41	BP	39	LYS	CB-CG	6.11	1.69	1.52
31	DA	783	A	N3-C4	-6.10	1.31	1.34
31	BA	1677	A	N3-C4	-6.08	1.31	1.34
31	BA	656	G	N7-C5	-6.05	1.35	1.39
31	BA	656	G	P-O5'	6.04	1.65	1.59
31	BA	2516	G	C5-C4	-6.03	1.34	1.38

Continued on next page...

Continued from previous page...

Mol	Chain	Res	Type	Atoms	Z	Observed(Å)	Ideal(Å)
31	DA	652	C	C3'-O3'	5.98	1.50	1.42
31	DA	1786	A	C5-C6	-5.98	1.35	1.41
31	BA	1021	A	N3-C4	-5.97	1.31	1.34
31	DA	656	G	P-O5'	5.96	1.65	1.59
31	DA	2252	G	N3-C4	-5.95	1.31	1.35
31	DA	676	A	C5-C6	-5.95	1.35	1.41
31	BA	2505	G	P-OP2	-5.78	1.39	1.49
31	BA	1123	C	N1-C6	-5.77	1.33	1.37
31	BA	1287	A	N9-C4	-5.75	1.34	1.37
31	BA	1934	C	C4'-C3'	-5.75	1.46	1.52
31	DA	1308	A	N9-C4	-5.74	1.34	1.37
31	DA	2430	A	N9-C4	-5.73	1.34	1.37
31	DA	2252	G	N9-C4	-5.71	1.33	1.38
31	BA	676	A	N3-C4	-5.69	1.31	1.34
31	BA	528	A	N7-C5	-5.67	1.35	1.39
31	BA	749	C	N1-C6	-5.64	1.33	1.37
31	BA	71	A	C5-C6	-5.63	1.35	1.41
31	BA	564	C	N1-C6	-5.62	1.33	1.37
31	BA	1992	G	N9-C4	5.61	1.42	1.38
31	DA	1762	A	N9-C4	5.54	1.41	1.37
31	BA	71	A	N9-C4	-5.53	1.34	1.37
31	BA	2587	A	N9-C4	5.51	1.41	1.37
31	BA	849	A	N9-C4	-5.51	1.34	1.37
31	BA	2061	G	P-OP2	-5.48	1.39	1.49
31	DA	460	A	N3-C4	5.47	1.38	1.34
31	BA	2452	C	N1-C6	-5.45	1.33	1.37
31	BA	2247	A	N9-C4	-5.44	1.34	1.37
31	BA	2042	A	N3-C4	-5.42	1.31	1.34
31	BA	2061	G	C5-C4	-5.42	1.34	1.38
31	BA	2586	C	C4-C5	-5.42	1.38	1.43
31	DA	2518	A	N9-C4	-5.40	1.34	1.37
31	DA	783	A	C5-C6	-5.40	1.36	1.41
31	BA	783	A	C5-C6	-5.38	1.36	1.41
31	DA	2067	G	N9-C4	5.38	1.42	1.38
31	DA	2245	U	C4-O4	5.37	1.27	1.23
31	BA	755	C	N1-C6	-5.37	1.33	1.37
31	BA	751	A	N3-C4	-5.36	1.31	1.34
27	B5	40	LYS	CD-CE	5.36	1.64	1.51
31	BA	971	C	N1-C6	-5.36	1.33	1.37
31	BA	676	A	N9-C8	5.34	1.42	1.37
31	DA	1142(A)	A	N7-C5	-5.34	1.36	1.39
31	DA	1899	G	N9-C4	-5.33	1.33	1.38

Continued on next page...

Continued from previous page...

Mol	Chain	Res	Type	Atoms	Z	Observed(Å)	Ideal(Å)
31	BA	2432	A	C5-C6	-5.32	1.36	1.41
31	BA	2822	G	N9-C4	-5.31	1.33	1.38
31	BA	2287	A	N3-C4	-5.30	1.31	1.34
31	BA	1210	A	C5-C6	-5.29	1.36	1.41
31	BA	1674	G	N7-C5	-5.27	1.36	1.39
31	BA	1251	C	P-O5'	-5.26	1.54	1.59
31	BA	1269	A	N3-C4	-5.25	1.31	1.34
31	BA	1698	A	C5-C6	-5.23	1.36	1.41
31	BA	505	A	N9-C4	-5.21	1.34	1.37
31	DA	1779	U	C2-N3	-5.21	1.34	1.37
31	BA	677	A	N9-C4	-5.21	1.34	1.37
31	DA	1992	G	N9-C4	5.20	1.42	1.38
31	DA	2476	A	N9-C4	5.19	1.41	1.37
31	DA	676	A	N9-C4	-5.18	1.34	1.37
31	BA	672	C	N1-C6	-5.17	1.34	1.37
31	BA	222	A	C6-N1	-5.17	1.31	1.35
31	BA	1142(A)	A	N7-C5	-5.17	1.36	1.39
31	BA	1614	A	N9-C4	-5.16	1.34	1.37
31	BA	1260	G	C2-N3	-5.15	1.28	1.32
31	BA	652	C	C5'-C4'	5.15	1.57	1.51
50	BY	45	VAL	CA-CB	5.15	1.65	1.54
31	BA	816	C	N1-C6	-5.15	1.34	1.37
31	BA	533	G	N7-C5	-5.13	1.36	1.39
31	BA	1962	C	C4'-C3'	-5.12	1.47	1.52
31	DA	2713	A	N9-C4	-5.12	1.34	1.37
31	DA	2725	A	N9-C4	-5.11	1.34	1.37
31	BA	1022	G	N3-C4	-5.11	1.31	1.35
31	BA	2476	A	N9-C4	5.10	1.41	1.37
31	BA	676	A	N7-C5	-5.10	1.36	1.39
31	BA	1303	G	N9-C8	-5.07	1.34	1.37
31	BA	225	A	N9-C4	-5.06	1.34	1.37
31	BA	1021	A	C5-C6	-5.05	1.36	1.41
31	DA	2725	A	N3-C4	-5.05	1.31	1.34
31	BA	2531	A	N9-C4	-5.05	1.34	1.37
31	BA	991	C	N1-C6	-5.02	1.34	1.37
31	BA	528	A	N3-C4	-5.02	1.31	1.34
31	BA	2505	G	N3-C4	-5.02	1.31	1.35
31	BA	1616	A	N9-C4	-5.01	1.34	1.37
31	BA	567	A	N7-C5	-5.01	1.36	1.39
31	BA	1129	A	C6-N1	-5.00	1.32	1.35

All (2159) bond angle outliers are listed below:

Mol	Chain	Res	Type	Atoms	Z	Observed(°)	Ideal(°)
31	DA	1779	U	C5-C6-N1	-19.83	112.78	122.70
31	DA	2447	G	N1-C6-O6	16.89	130.03	119.90
31	BA	1779	U	C5-C6-N1	-16.70	114.35	122.70
31	DA	2447	G	C5-C6-O6	-16.69	118.58	128.60
31	BA	676	A	C5-N7-C8	-15.75	96.03	103.90
31	BA	676	A	N1-C6-N6	15.31	127.79	118.60
31	BA	2346	A	C2-N3-C4	-14.60	103.30	110.60
31	BA	676	A	C2-N3-C4	-14.28	103.46	110.60
31	DA	676	A	C5-N7-C8	-14.23	96.78	103.90
31	BA	945	A	N1-C6-N6	13.77	126.86	118.60
31	BA	856	C	C6-N1-C2	-13.72	114.81	120.30
31	BA	676	A	C4-C5-N7	13.70	117.55	110.70
31	BA	1379	A	O4'-C1'-N9	13.68	119.14	108.20
31	BA	208	C	C6-N1-C2	13.64	125.76	120.30
31	DA	1379	A	O4'-C1'-N9	13.24	118.79	108.20
31	DA	1332	G	C6-C5-N7	-13.21	122.47	130.40
31	DA	1332	G	N1-C6-O6	12.79	127.57	119.90
31	BA	1332	G	C6-C5-N7	-12.59	122.85	130.40
31	BA	774	A	C5-N7-C8	-12.37	97.72	103.90
31	BA	678	C	C6-N1-C2	12.35	125.24	120.30
31	DA	2346	A	C2-N3-C4	-12.28	104.46	110.60
31	BA	1332	G	C4-C5-N7	12.01	115.60	110.80
31	BA	676	A	C6-C5-N7	-12.00	123.90	132.30
31	BA	2544	G	N1-C6-O6	11.90	127.04	119.90
32	BB	81	G	C4-C5-N7	11.89	115.56	110.80
31	BA	1779	U	C5-C4-O4	11.78	132.97	125.90
31	BA	2447	G	C5-C6-O6	-11.76	121.55	128.60
31	BA	783	A	C5-N7-C8	-11.70	98.05	103.90
31	BA	1698	A	C2-N3-C4	-11.68	104.76	110.60
31	DA	1786	A	N1-C6-N6	11.63	125.58	118.60
31	DA	678	C	C6-N1-C2	11.62	124.95	120.30
31	BA	2084	C	C6-N1-C2	11.51	124.90	120.30
31	BA	1678	G	C4-C5-N7	11.50	115.40	110.80
31	DA	676	A	N7-C8-N9	11.49	119.55	113.80
31	BA	814	C	C6-N1-C2	11.43	124.87	120.30
31	DA	1786	A	C5-N7-C8	-11.41	98.19	103.90
31	BA	2617	C	C6-N1-C2	11.37	124.85	120.30
31	BA	528	A	C2-N3-C4	-11.34	104.93	110.60
31	DA	676	A	N1-C6-N6	11.33	125.40	118.60
31	BA	676	A	N7-C8-N9	11.21	119.41	113.80
31	DA	528	A	C2-N3-C4	-11.21	105.00	110.60
31	DA	676	A	C2-N3-C4	-11.20	105.00	110.60
31	DA	676	A	C4-C5-N7	11.13	116.27	110.70

Continued on next page...

Continued from previous page...

Mol	Chain	Res	Type	Atoms	Z	Observed(°)	Ideal(°)
31	BA	201	C	C6-N1-C2	11.13	124.75	120.30
31	DA	566	U	C5-C6-N1	-11.13	117.14	122.70
31	DA	566	U	C6-N1-C2	11.04	127.62	121.00
31	DA	2430	A	C2-N3-C4	-10.98	105.11	110.60
31	BA	783	A	N1-C6-N6	10.97	125.18	118.60
32	BB	81	G	C6-C5-N7	-10.92	123.85	130.40
31	BA	1779	U	C2-N1-C1'	-10.88	104.64	117.70
31	DA	783	A	C5-N7-C8	-10.86	98.47	103.90
31	DA	1779	U	C2-N1-C1'	-10.81	104.72	117.70
31	BA	1779	U	N3-C4-O4	-10.80	111.84	119.40
31	BA	1332	G	C5-N7-C8	-10.80	98.90	104.30
31	DA	856	C	C6-N1-C2	-10.77	115.99	120.30
31	BA	679	C	C6-N1-C2	10.71	124.58	120.30
31	BA	783	A	C2-N3-C4	-10.68	105.26	110.60
31	DA	2061	G	N3-C4-N9	10.68	132.41	126.00
31	BA	1678	G	C5-N7-C8	-10.62	98.99	104.30
31	BA	2430	A	C2-N3-C4	-10.60	105.30	110.60
31	BA	2518	A	C5-N7-C8	-10.57	98.61	103.90
31	DA	1992	G	N3-C4-C5	-10.57	123.31	128.60
31	BA	1142(A)	A	C2-N3-C4	-10.54	105.33	110.60
31	DA	783	A	N1-C6-N6	10.53	124.92	118.60
31	BA	1899	G	N3-C4-N9	-10.48	119.71	126.00
31	DA	783	A	C2-N3-C4	-10.47	105.36	110.60
31	DA	1899	G	N3-C4-N9	-10.47	119.72	126.00
31	BA	1204	A	C2-N3-C4	-10.46	105.37	110.60
31	DA	2084	C	C6-N1-C2	10.42	124.47	120.30
31	DA	1617	C	C6-N1-C2	10.42	124.47	120.30
31	DA	1332	G	C4-C5-N7	10.38	114.95	110.80
31	DA	130	C	C6-N1-C2	10.30	124.42	120.30
31	DA	679	C	C6-N1-C2	10.27	124.41	120.30
31	DA	679	C	N3-C2-O2	10.24	129.07	121.90
32	DB	81	G	C4-C5-N7	10.16	114.86	110.80
31	BA	2713	A	C5-N7-C8	-10.10	98.85	103.90
31	DA	528	A	C5-N7-C8	-10.04	98.88	103.90
32	BB	81	G	C4-N9-C1'	10.04	139.55	126.50
31	BA	330	A	C2-N3-C4	-10.02	105.59	110.60
31	DA	676	A	C6-C5-N7	-9.97	125.32	132.30
32	DB	81	G	C4-N9-C1'	9.95	139.43	126.50
31	BA	1332	G	C2-N3-C4	-9.85	106.97	111.90
31	BA	1616	A	N7-C8-N9	9.83	118.72	113.80
31	BA	1678	G	C2-N3-C4	-9.81	106.99	111.90
31	DA	1786	A	C4-C5-N7	9.81	115.61	110.70

Continued on next page...

Continued from previous page...

Mol	Chain	Res	Type	Atoms	Z	Observed(°)	Ideal(°)
31	BA	71	A	C5-N7-C8	-9.80	99.00	103.90
31	BA	1379	A	N9-C1'-C2'	9.78	126.72	114.00
31	DA	531	C	C6-N1-C2	9.74	124.20	120.30
31	DA	679	C	N1-C2-O2	-9.73	113.06	118.90
31	BA	1616	A	C8-N9-C4	-9.71	101.92	105.80
31	BA	566	U	C6-N1-C2	9.70	126.82	121.00
31	DA	1379	A	N9-C1'-C2'	9.67	126.58	114.00
31	BA	2392	A	C2-N3-C4	-9.66	105.77	110.60
31	DA	2392	A	C2-N3-C4	-9.65	105.77	110.60
32	DB	81	G	C6-C5-N7	-9.63	124.62	130.40
32	BB	81	G	C5-N7-C8	-9.60	99.50	104.30
31	BA	656	G	N3-C4-C5	-9.59	123.81	128.60
32	DB	104	U	C5-C6-N1	-9.58	117.91	122.70
31	BA	2084	C	C5-C6-N1	-9.52	116.24	121.00
31	BA	2476	A	C2-N3-C4	9.50	115.35	110.60
31	BA	1992	G	N3-C4-C5	-9.49	123.85	128.60
31	BA	1543	C	C5-C6-N1	9.44	125.72	121.00
31	BA	208	C	N3-C4-C5	9.43	125.67	121.90
31	BA	1336	A	N1-C6-N6	-9.38	112.97	118.60
31	BA	1678	G	C6-C5-N7	-9.36	124.79	130.40
31	BA	774	A	N7-C8-N9	9.34	118.47	113.80
31	BA	201	C	N3-C4-C5	9.33	125.63	121.90
31	BA	1021	A	C2-N3-C4	-9.33	105.93	110.60
31	DA	2447	G	N9-C4-C5	-9.32	101.67	105.40
31	BA	57	C	C6-N1-C2	9.31	124.02	120.30
31	DA	2531	A	C8-N9-C4	9.29	109.52	105.80
31	BA	1332	G	N7-C8-N9	9.29	117.75	113.10
31	DA	2828	C	C6-N1-C2	9.29	124.02	120.30
31	DA	2447	G	C6-C5-N7	-9.27	124.84	130.40
31	BA	300	A	N1-C6-N6	9.25	124.15	118.60
31	BA	528	A	N3-C4-N9	-9.25	120.00	127.40
31	BA	1786	A	C2-N3-C4	-9.24	105.98	110.60
31	DA	1698	A	N1-C6-N6	9.21	124.12	118.60
31	DA	1786	A	C6-C5-N7	-9.20	125.86	132.30
31	DA	1786	A	N7-C8-N9	9.19	118.40	113.80
31	BA	933	A	C5-N7-C8	-9.13	99.34	103.90
31	BA	2542	A	C2-N3-C4	-9.08	106.06	110.60
31	DA	1204	A	C2-N3-C4	-9.06	106.07	110.60
31	DA	2053	G	C5-C6-O6	-9.06	123.17	128.60
31	BA	945	A	C5-C6-N6	-9.04	116.46	123.70
31	BA	945	A	N1-C2-N3	9.04	133.82	129.30
31	DA	1332	G	C5-N7-C8	-8.98	99.81	104.30

Continued on next page...

Continued from previous page...

Mol	Chain	Res	Type	Atoms	Z	Observed(°)	Ideal(°)
31	DA	1204	A	N1-C6-N6	8.98	123.99	118.60
32	BB	81	G	N7-C8-N9	8.94	117.57	113.10
31	BA	2061	G	N3-C2-N2	8.93	126.15	119.90
31	BA	1616	A	C5-N7-C8	-8.93	99.44	103.90
31	BA	1495	A	N7-C8-N9	8.90	118.25	113.80
31	DA	2678	C	C6-N1-C2	8.87	123.85	120.30
32	DB	81	G	C8-N9-C1'	-8.86	115.48	127.00
31	BA	528	A	C5-N7-C8	-8.86	99.47	103.90
31	DA	1021	A	C2-N3-C4	-8.85	106.17	110.60
31	DA	528	A	N3-C4-N9	-8.83	120.34	127.40
31	BA	1021	A	N1-C6-N6	8.82	123.89	118.60
31	DA	783	A	C4-C5-N7	8.80	115.10	110.70
31	BA	2702	U	N3-C2-O2	-8.78	116.05	122.20
31	BA	1349	A	C5-N7-C8	-8.77	99.51	103.90
31	DA	1698	A	C5-N7-C8	-8.77	99.51	103.90
31	BA	1204	A	N1-C6-N6	8.76	123.85	118.60
31	BA	2447	G	N1-C6-O6	8.75	125.15	119.90
31	BA	2547	U	C5-C6-N1	-8.75	118.32	122.70
31	BA	783	A	C6-C5-N7	-8.74	126.18	132.30
31	BA	1021	A	C5-N7-C8	-8.74	99.53	103.90
31	DA	1779	U	C6-N1-C2	8.74	126.24	121.00
31	BA	2447	G	C6-N1-C2	-8.70	119.88	125.10
31	BA	1021	A	C6-C5-N7	-8.70	126.21	132.30
31	BA	528	A	N3-C4-C5	8.68	132.88	126.80
31	BA	2346	A	C5-C6-N1	-8.66	113.37	117.70
31	BA	2617	C	C5-C6-N1	-8.66	116.67	121.00
31	BA	1495	A	C5-N7-C8	-8.65	99.58	103.90
31	BA	1899	G	N3-C4-C5	8.64	132.92	128.60
31	DA	945	A	N1-C6-N6	8.63	123.78	118.60
31	BA	621	A	C5-N7-C8	-8.62	99.59	103.90
31	BA	2346	A	N1-C2-N3	8.61	133.61	129.30
31	BA	409	C	C6-N1-C2	8.60	123.74	120.30
31	BA	2463	C	C6-N1-C2	8.56	123.73	120.30
31	DA	1021	A	N1-C6-N6	8.54	123.72	118.60
31	BA	690	G	C8-N9-C4	8.54	109.81	106.40
31	BA	783	A	N7-C8-N9	8.53	118.07	113.80
31	DA	1308	A	C2-N3-C4	-8.53	106.34	110.60
31	BA	1698	A	C5-N7-C8	-8.52	99.64	103.90
31	BA	1275	A	N1-C6-N6	8.52	123.71	118.60
31	DA	783	A	C6-C5-N7	-8.52	126.34	132.30
31	DA	130	C	C5-C6-N1	-8.52	116.74	121.00
31	BA	197	A	C8-N9-C4	-8.51	102.39	105.80

Continued on next page...

Continued from previous page...

Mol	Chain	Res	Type	Atoms	Z	Observed(°)	Ideal(°)
31	BA	1617	C	N1-C2-O2	-8.51	113.79	118.90
32	BB	104	U	C5-C6-N1	-8.51	118.44	122.70
31	BA	71	A	N1-C6-N6	8.48	123.69	118.60
31	BA	794	G	N1-C6-O6	-8.45	114.83	119.90
31	DA	1779	U	C2-N3-C4	-8.45	121.93	127.00
31	DA	2346	A	N1-C2-N3	8.42	133.51	129.30
31	DA	57	C	C6-N1-C2	8.42	123.67	120.30
31	DA	1573	G	C8-N9-C4	8.42	109.77	106.40
31	DA	1698	A	C6-C5-N7	-8.40	126.42	132.30
31	BA	2443	C	C2-N3-C4	-8.36	115.72	119.90
31	DA	2510	C	C2-N1-C1'	-8.36	109.61	118.80
31	DA	71	A	C5-N7-C8	-8.34	99.73	103.90
31	DA	1937	A	N1-C6-N6	8.33	123.60	118.60
31	BA	1495	A	C8-N9-C4	-8.31	102.48	105.80
31	DA	1899	G	N3-C4-C5	8.30	132.75	128.60
31	BA	1698	A	C4-C5-N7	8.30	114.85	110.70
31	BA	1899	G	C2-N3-C4	-8.30	107.75	111.90
31	DA	2346	A	C5-C6-N1	-8.28	113.56	117.70
32	BB	81	G	C8-N9-C1'	-8.27	116.25	127.00
31	BA	272	G	N3-C4-C5	-8.27	124.47	128.60
31	DA	2742	C	C6-N1-C2	8.26	123.61	120.30
31	DA	1992	G	C8-N9-C4	-8.25	103.10	106.40
31	DA	847	U	C2-N1-C1'	-8.24	107.81	117.70
31	BA	1203	G	C8-N9-C4	-8.23	103.11	106.40
31	BA	71	A	C4-C5-N7	8.23	114.82	110.70
31	DA	2469	A	N1-C2-N3	8.22	133.41	129.30
31	BA	2413	G	C8-N9-C4	8.21	109.69	106.40
31	BA	1779	U	C4-C5-C6	8.21	124.63	119.70
31	BA	2568	C	C6-N1-C2	8.21	123.58	120.30
31	BA	1543	C	N3-C4-C5	-8.21	118.62	121.90
31	DA	2469	A	C4-C5-C6	8.21	121.10	117.00
31	BA	577	G	C8-N9-C4	8.20	109.68	106.40
31	DA	1678	G	C4-C5-N7	8.20	114.08	110.80
31	BA	774	A	C4-C5-N7	8.19	114.80	110.70
31	BA	201	C	C5-C6-N1	-8.19	116.91	121.00
31	DA	2591	C	N1-C2-O2	-8.18	113.99	118.90
31	BA	1336	A	N1-C2-N3	8.16	133.38	129.30
31	BA	1558	A	C2-N3-C4	-8.16	106.52	110.60
31	DA	2463	C	C6-N1-C2	8.16	123.56	120.30
31	DA	2518	A	C5-N7-C8	-8.16	99.82	103.90
31	BA	2061	G	C2-N3-C4	8.14	115.97	111.90
31	BA	1698	A	C6-C5-N7	-8.13	126.61	132.30

Continued on next page...

Continued from previous page...

Mol	Chain	Res	Type	Atoms	Z	Observed(°)	Ideal(°)
31	DA	672	C	C6-N1-C2	8.13	123.55	120.30
31	BA	1762	A	C8-N9-C4	-8.13	102.55	105.80
31	BA	783	A	C4-C5-N7	8.13	114.76	110.70
31	BA	1022	G	C8-N9-C4	-8.12	103.15	106.40
31	DA	1678	G	C5-N7-C8	-8.12	100.24	104.30
31	BA	847	U	C2-N1-C1'	-8.11	107.97	117.70
31	BA	2688	U	C5-C4-O4	8.11	130.76	125.90
31	BA	2518	A	N7-C8-N9	8.10	117.85	113.80
31	DA	2742	C	C5-C6-N1	-8.09	116.95	121.00
31	BA	774	A	N1-C6-N6	8.09	123.45	118.60
31	BA	678	C	C5-C6-N1	-8.09	116.96	121.00
31	BA	1698	A	N1-C6-N6	8.09	123.45	118.60
31	DA	1204	A	C5-N7-C8	-8.08	99.86	103.90
31	DA	1678	G	C6-C5-N7	-8.08	125.55	130.40
31	BA	2518	A	C4-C5-N7	8.07	114.73	110.70
31	BA	210	C	C6-N1-C2	8.06	123.53	120.30
31	BA	2247	A	C2-N3-C4	-8.06	106.57	110.60
31	DA	1565	C	C6-N1-C2	8.06	123.53	120.30
31	BA	656	G	C8-N9-C4	-8.05	103.18	106.40
31	BA	1614	A	C5-N7-C8	-8.05	99.87	103.90
31	DA	1779	U	N3-C4-O4	-8.05	113.76	119.40
31	DA	124	G	C5-C6-O6	-8.05	123.77	128.60
31	DA	1204	A	C6-C5-N7	-8.03	126.68	132.30
31	DA	2447	G	C8-N9-C4	8.03	109.61	106.40
1	CA	893	C	C6-N1-C2	8.02	123.51	120.30
31	BA	2287	A	C2-N3-C4	-8.01	106.59	110.60
31	BA	265	A	C5-N7-C8	-7.99	99.90	103.90
31	BA	945	A	C2-N3-C4	-7.99	106.61	110.60
31	BA	845	G	N7-C8-N9	7.98	117.09	113.10
31	DA	671	C	C5-C6-N1	-7.98	117.01	121.00
31	BA	141	A	C5-N7-C8	-7.97	99.92	103.90
31	BA	2392	A	N1-C6-N6	7.96	123.37	118.60
31	BA	624	C	C6-N1-C2	7.94	123.48	120.30
31	DA	2044	C	C6-N1-C2	7.94	123.48	120.30
31	DA	2361	A	N1-C6-N6	7.94	123.36	118.60
31	BA	1657	C	C5-C6-N1	-7.93	117.03	121.00
31	BA	1336	A	N9-C4-C5	7.93	108.97	105.80
31	DA	2061	G	N9-C4-C5	-7.93	102.23	105.40
31	BA	2469	A	C4-C5-C6	7.92	120.96	117.00
31	BA	1204	A	C6-C5-N7	-7.92	126.75	132.30
31	BA	2059	A	C8-N9-C4	7.91	108.97	105.80
31	DA	1962	C	O4'-C1'-N1	7.91	114.53	108.20

Continued on next page...

Continued from previous page...

Mol	Chain	Res	Type	Atoms	Z	Observed(°)	Ideal(°)
31	BA	1124	C	C6-N1-C2	7.90	123.46	120.30
31	DA	1459	G	C4-N9-C1'	7.90	136.77	126.50
31	DA	210	C	C6-N1-C2	7.90	123.46	120.30
31	BA	1142(A)	A	C5-N7-C8	-7.88	99.96	103.90
31	DA	2441	C	C2-N3-C4	-7.88	115.96	119.90
31	BA	1022	G	N3-C4-C5	-7.87	124.67	128.60
31	DA	1899	G	C8-N9-C1'	7.87	137.22	127.00
31	BA	1286	A	N1-C6-N6	-7.86	113.89	118.60
31	BA	2456	C	C6-N1-C2	7.86	123.44	120.30
31	BA	1021	A	C5-C6-N1	-7.84	113.78	117.70
31	BA	2067	G	N3-C4-C5	-7.84	124.68	128.60
31	DA	1124	C	C6-N1-C2	7.84	123.44	120.30
31	DA	1142(A)	A	C2-N3-C4	-7.83	106.68	110.60
31	BA	732	C	N1-C2-O2	-7.83	114.20	118.90
31	DA	2518	A	N1-C6-N6	7.83	123.30	118.60
31	BA	676	A	N3-C4-C5	7.82	132.28	126.80
31	BA	1899	G	C8-N9-C1'	7.82	137.16	127.00
31	BA	2447	G	C6-C5-N7	-7.81	125.72	130.40
31	BA	1210	A	C2-N3-C4	-7.80	106.70	110.60
31	BA	2689	U	N3-C4-O4	-7.79	113.94	119.40
31	DA	1786	A	C2-N3-C4	-7.79	106.70	110.60
31	DA	1992	G	C2-N3-C4	7.79	115.80	111.90
31	DA	1698	A	C2-N3-C4	-7.79	106.70	110.60
31	DA	1698	A	C4-C5-N7	7.78	114.59	110.70
31	BA	2061	G	C5-C6-N1	7.78	115.39	111.50
31	BA	2392	A	C5-N7-C8	-7.78	100.01	103.90
31	BA	1786	A	C5-N7-C8	-7.77	100.02	103.90
31	DA	2430	A	N1-C2-N3	7.77	133.18	129.30
31	DA	208	C	C6-N1-C2	7.76	123.41	120.30
31	BA	142	A	C5-N7-C8	-7.76	100.02	103.90
31	BA	2013	A	C2-N3-C4	-7.76	106.72	110.60
31	DA	300	A	N1-C6-N6	7.76	123.25	118.60
31	DA	2061	G	C8-N9-C4	7.75	109.50	106.40
31	DA	2440	C	C5-C6-N1	-7.75	117.12	121.00
31	BA	774	A	C6-C5-N7	-7.75	126.88	132.30
31	BA	1332	G	N1-C6-O6	7.73	124.54	119.90
31	BA	141	A	N1-C6-N6	7.73	123.24	118.60
31	BA	1459	G	C4-N9-C1'	7.73	136.55	126.50
31	DA	2447	G	C4-C5-N7	7.73	113.89	110.80
31	DA	1332	G	C5-C6-O6	-7.72	123.97	128.60
31	BA	2531	A	C8-N9-C4	7.71	108.88	105.80
31	BA	2665	A	C8-N9-C4	-7.71	102.72	105.80

Continued on next page...

Continued from previous page...

Mol	Chain	Res	Type	Atoms	Z	Observed(°)	Ideal(°)
31	BA	209	C	C5-C6-N1	-7.70	117.15	121.00
31	BA	2363	C	C5-C6-N1	-7.69	117.15	121.00
31	BA	2776	A	N1-C6-N6	7.69	123.21	118.60
31	DA	1779	U	C4-C5-C6	7.69	124.31	119.70
31	BA	1049	C	C2-N1-C1'	7.68	127.25	118.80
31	BA	386	G	C5-C6-O6	-7.68	123.99	128.60
31	DA	188	G	C4-C5-N7	7.68	113.87	110.80
31	BA	2318	G	C6-C5-N7	-7.68	125.79	130.40
31	DA	1241	A	C2-N3-C4	-7.68	106.76	110.60
31	DA	1204	A	C4-C5-N7	7.67	114.54	110.70
31	BA	265	A	C6-C5-N7	-7.67	126.93	132.30
31	BA	566	U	N3-C2-O2	7.67	127.57	122.20
31	DA	528	A	N3-C4-C5	7.66	132.16	126.80
31	DA	1261	C	C6-N1-C2	7.65	123.36	120.30
31	BA	1616	A	C6-C5-N7	-7.64	126.95	132.30
31	DA	949	C	C6-N1-C2	7.62	123.35	120.30
31	DA	1958	C	N1-C2-O2	-7.60	114.34	118.90
31	DA	2030	A	N1-C6-N6	7.60	123.16	118.60
31	BA	265	A	N7-C8-N9	7.59	117.60	113.80
31	BA	1256	G	C4-N9-C1'	7.59	136.37	126.50
31	DA	1379	A	O4'-C1'-C2'	7.58	114.43	107.60
31	BA	945	A	C6-C5-N7	-7.58	126.99	132.30
31	BA	1899	G	C4-N9-C1'	-7.58	116.64	126.50
31	DA	1189	A	C2-N3-C4	-7.58	106.81	110.60
31	DA	2625	G	C5-C6-O6	-7.58	124.05	128.60
31	DA	2048	G	C8-N9-C4	-7.57	103.37	106.40
31	BA	1698	A	N1-C2-N3	7.56	133.08	129.30
31	BA	2498	C	C6-N1-C2	7.55	123.32	120.30
31	BA	528	A	C8-N9-C4	-7.54	102.78	105.80
31	DA	621	A	C5-N7-C8	-7.54	100.13	103.90
31	BA	462	C	C6-N1-C2	-7.54	117.29	120.30
31	DA	2061	G	C5-C6-N1	7.53	115.26	111.50
31	BA	192	C	C6-N1-C2	7.53	123.31	120.30
31	DA	1021	A	C6-C5-N7	-7.52	127.03	132.30
31	BA	1286	A	N9-C4-C5	7.52	108.81	105.80
31	BA	71	A	C6-C5-N7	-7.51	127.04	132.30
1	CA	1509	C	C6-N1-C2	7.49	123.30	120.30
41	BP	37	GLY	N-CA-C	7.49	131.81	113.10
31	DA	300	A	N9-C4-C5	-7.48	102.81	105.80
31	BA	530	G	N1-C2-N2	-7.47	109.48	116.20
31	DA	1543	C	N3-C4-C5	-7.47	118.91	121.90
31	BA	788	A	N1-C6-N6	7.46	123.08	118.60

Continued on next page...

Continued from previous page...

Mol	Chain	Res	Type	Atoms	Z	Observed(°)	Ideal(°)
31	BA	2776	A	C5-C6-N6	-7.46	117.73	123.70
31	BA	1962	C	O4'-C1'-N1	7.46	114.17	108.20
31	DA	2042	A	C2-N3-C4	-7.46	106.87	110.60
31	DA	1565	C	C5-C6-N1	-7.45	117.27	121.00
31	BA	845	G	C8-N9-C4	-7.45	103.42	106.40
31	BA	2713	A	N1-C6-N6	7.44	123.07	118.60
31	DA	1308	A	N1-C2-N3	7.44	133.02	129.30
31	BA	676	A	C5-C6-N6	-7.44	117.75	123.70
31	BA	142	A	N7-C8-N9	7.43	117.52	113.80
31	BA	652	C	C6-N1-C2	-7.43	117.33	120.30
31	DA	1049	C	C2-N1-C1'	7.43	126.98	118.80
31	DA	672	C	C5-C6-N1	-7.42	117.29	121.00
31	DA	621	A	C2-N3-C4	-7.42	106.89	110.60
31	BA	265	A	N1-C6-N6	7.42	123.05	118.60
31	BA	783	A	C5-C6-N1	-7.41	113.99	117.70
31	BA	2363	C	C6-N1-C2	7.41	123.26	120.30
31	DA	2681	C	C6-N1-C2	7.39	123.26	120.30
31	BA	528	A	C5-C6-N1	-7.38	114.01	117.70
31	BA	530	G	N3-C2-N2	7.38	125.07	119.90
31	BA	1543	C	C2-N3-C4	7.38	123.59	119.90
31	DA	1348	G	C5-C6-O6	-7.37	124.18	128.60
31	DA	2030	A	C5-C6-N6	-7.37	117.80	123.70
31	DA	1332	G	C4-N9-C1'	7.37	136.08	126.50
31	DA	2053	G	C6-N1-C2	-7.37	120.68	125.10
31	BA	2542	A	C5-C6-N1	-7.36	114.02	117.70
31	BA	566	U	C5-C6-N1	-7.35	119.02	122.70
31	DA	2640	G	C5-C6-O6	-7.35	124.19	128.60
31	DA	2284	C	C5-C6-N1	-7.35	117.33	121.00
31	BA	847	U	N1-C2-N3	7.34	119.30	114.90
31	DA	2544	G	N1-C6-O6	7.34	124.30	119.90
31	DA	2318	G	C4-N9-C1'	7.34	136.04	126.50
31	BA	2469	A	C6-C5-N7	-7.34	127.17	132.30
31	DA	1543	C	C5-C6-N1	7.32	124.66	121.00
31	BA	2469	A	C8-N9-C4	-7.32	102.87	105.80
31	DA	1121	C	C6-N1-C2	7.32	123.23	120.30
31	BA	330	A	C5-N7-C8	-7.31	100.24	103.90
31	BA	62	C	C6-N1-C2	7.30	123.22	120.30
31	BA	1617	C	C6-N1-C2	7.30	123.22	120.30
31	BA	53	A	N1-C2-N3	7.29	132.94	129.30
31	BA	139(A)	G	C8-N9-C4	-7.28	103.49	106.40
31	DA	2392	A	N1-C6-N6	7.28	122.97	118.60
31	BA	2713	A	C4-C5-N7	7.28	114.34	110.70

Continued on next page...

Continued from previous page...

Mol	Chain	Res	Type	Atoms	Z	Observed(°)	Ideal(°)
31	BA	1326	U	C6-N1-C2	7.27	125.36	121.00
31	DA	1617	C	N3-C2-O2	7.26	126.98	121.90
31	BA	197	A	N7-C8-N9	7.26	117.43	113.80
31	BA	1962	C	C5-C6-N1	7.26	124.63	121.00
31	DA	1210	A	N1-C6-N6	7.26	122.95	118.60
31	DA	100	G	O4'-C1'-N9	7.25	114.00	108.20
31	DA	2231	C	C5-C6-N1	-7.25	117.38	121.00
31	DA	1332	G	N7-C8-N9	7.25	116.72	113.10
31	DA	142	A	N7-C8-N9	7.24	117.42	113.80
31	BA	1049	C	C6-N1-C2	-7.24	117.41	120.30
31	DA	656	G	N3-C4-C5	-7.24	124.98	128.60
31	BA	942	G	N9-C4-C5	7.24	108.30	105.40
31	BA	1381	G	C8-N9-C4	-7.24	103.50	106.40
31	BA	330	A	N1-C6-N6	7.23	122.94	118.60
31	BA	1544	A	N1-C6-N6	-7.23	114.26	118.60
31	DA	2544	G	C5-C6-O6	-7.23	124.26	128.60
31	DA	2432	A	N1-C6-N6	7.23	122.94	118.60
31	DA	2619	C	C6-N1-C2	7.23	123.19	120.30
31	BA	1543	C	C6-N1-C2	-7.23	117.41	120.30
31	DA	1332	G	C2-N3-C4	-7.23	108.29	111.90
31	DA	528	A	N7-C8-N9	7.22	117.41	113.80
31	BA	2544	G	C5-C6-O6	-7.21	124.27	128.60
31	BA	1543	C	N3-C4-N4	7.21	123.05	118.00
31	BA	1674	G	C6-C5-N7	-7.21	126.08	130.40
31	DA	1771	C	N1-C2-O2	-7.20	114.58	118.90
31	BA	100	G	O4'-C1'-N9	7.19	113.95	108.20
31	BA	141	A	N7-C8-N9	7.19	117.39	113.80
31	DA	1614	A	N1-C6-N6	7.19	122.91	118.60
31	BA	2361	A	N1-C6-N6	7.18	122.91	118.60
31	BA	1379	A	O4'-C1'-C2'	7.18	114.06	107.60
31	BA	2688	U	C5-C6-N1	-7.17	119.11	122.70
31	DA	821	A	N1-C2-N3	7.17	132.88	129.30
31	DA	2318	G	C6-C5-N7	-7.17	126.10	130.40
31	BA	1678	G	N7-C8-N9	7.17	116.68	113.10
31	BA	2054	A	N1-C2-N3	7.17	132.88	129.30
31	BA	2201	C	C5-C6-N1	-7.16	117.42	121.00
41	BP	29	LYS	CD-CE-NZ	7.14	128.13	111.70
31	BA	1349	A	N1-C6-N6	7.14	122.89	118.60
31	DA	2463	C	C5-C6-N1	-7.14	117.43	121.00
27	B5	51	TYR	CA-CB-CG	7.13	126.96	113.40
31	DA	1286	A	N9-C4-C5	7.13	108.65	105.80
31	DA	2486	G	C8-N9-C4	7.13	109.25	106.40

Continued on next page...

Continued from previous page...

Mol	Chain	Res	Type	Atoms	Z	Observed(°)	Ideal(°)
31	DA	2606	C	C6-N1-C2	7.13	123.15	120.30
31	BA	569	U	N3-C2-O2	7.13	127.19	122.20
31	DA	1899	G	C4-N9-C1'	-7.12	117.24	126.50
31	BA	1495	A	C4-C5-N7	7.12	114.26	110.70
31	BA	933	A	C4-C5-N7	7.12	114.26	110.70
31	DA	1762	A	C8-N9-C4	-7.11	102.95	105.80
31	BA	1241	A	N1-C6-N6	7.11	122.87	118.60
31	BA	2426	A	C8-N9-C4	-7.10	102.96	105.80
31	DA	673	C	C6-N1-C2	7.10	123.14	120.30
31	BA	1256	G	C8-N9-C1'	-7.10	117.77	127.00
31	BA	2374	C	C5-C6-N1	-7.10	117.45	121.00
31	DA	798	G	N1-C2-N3	7.09	128.15	123.90
32	DB	104	U	C6-N1-C2	7.09	125.25	121.00
31	DA	2059	A	C8-N9-C4	7.08	108.63	105.80
31	DA	827	U	N3-C2-O2	7.08	127.16	122.20
31	BA	2346	A	N3-C4-N9	-7.08	121.74	127.40
31	DA	1565	C	C2-N3-C4	-7.08	116.36	119.90
31	BA	1317	A	C5-C6-N6	-7.07	118.04	123.70
31	DA	339	U	C6-N1-C2	7.07	125.24	121.00
31	DA	1021	A	C5-N7-C8	-7.07	100.37	103.90
31	BA	2061	G	C4-C5-N7	7.06	113.63	110.80
31	BA	265	A	C2-N3-C4	-7.06	107.07	110.60
31	BA	945	A	C4-C5-C6	7.06	120.53	117.00
31	BA	2374	C	C6-N1-C2	7.05	123.12	120.30
31	BA	1049	C	C5-C6-N1	7.04	124.52	121.00
31	DA	2438	U	C5-C6-N1	-7.04	119.18	122.70
43	BR	4	LEU	CB-CG-CD1	7.04	122.96	111.00
31	BA	2477	C	N3-C4-C5	-7.03	119.09	121.90
31	BA	845	G	C5-N7-C8	-7.02	100.79	104.30
31	BA	1786	A	N7-C8-N9	7.01	117.31	113.80
31	DA	1142(A)	A	C5-N7-C8	-7.01	100.39	103.90
31	DA	825	C	C6-N1-C2	-7.01	117.50	120.30
31	BA	202	U	C6-N1-C2	7.00	125.20	121.00
31	BA	847	U	C6-N1-C1'	7.00	131.00	121.20
31	DA	2050	C	C2-N3-C4	-7.00	116.40	119.90
31	DA	774	A	C5-N7-C8	-7.00	100.40	103.90
33	DD	238	GLY	N-CA-C	-7.00	95.61	113.10
31	BA	621	A	N7-C8-N9	6.99	117.30	113.80
31	BA	2375	G	C8-N9-C4	6.99	109.19	106.40
31	BA	847	U	C5-C6-N1	-6.99	119.21	122.70
31	BA	2430	A	N1-C6-N6	6.98	122.79	118.60
32	DB	81	G	C5-N7-C8	-6.98	100.81	104.30

Continued on next page...

Continued from previous page...

Mol	Chain	Res	Type	Atoms	Z	Observed(°)	Ideal(°)
31	BA	1210	A	N1-C6-N6	6.98	122.79	118.60
31	DA	2231	C	C6-N1-C2	6.98	123.09	120.30
31	DA	912	C	C6-N1-C2	-6.97	117.51	120.30
31	BA	860	U	N3-C2-O2	-6.97	117.32	122.20
31	DA	732	C	N1-C2-O2	-6.97	114.72	118.90
31	DA	1899	G	C2-N3-C4	-6.96	108.42	111.90
31	DA	2518	A	C4-C5-N7	6.96	114.18	110.70
31	DA	2084	C	C5-C6-N1	-6.95	117.53	121.00
31	DA	210	C	C5-C6-N1	-6.94	117.53	121.00
31	DA	1573	G	N7-C8-N9	-6.93	109.63	113.10
31	DA	676	A	C5-C6-N6	-6.93	118.16	123.70
41	BP	41	ARG	N-CA-C	-6.92	92.32	111.00
31	DA	2713	A	C2-N3-C4	-6.92	107.14	110.60
31	BA	34	C	C2-N1-C1'	6.91	126.40	118.80
31	DA	130	C	C2-N3-C4	-6.91	116.44	119.90
31	DA	330	A	C2-N3-C4	-6.91	107.15	110.60
31	DA	2284	C	C6-N1-C2	6.91	123.06	120.30
31	DA	461	C	N1-C2-O2	-6.91	114.76	118.90
31	DA	1789	A	C8-N9-C4	6.91	108.56	105.80
1	CA	34	C	C6-N1-C2	6.90	123.06	120.30
31	BA	764	A	C8-N9-C4	-6.90	103.04	105.80
31	BA	2503	A	C2-N3-C4	6.90	114.05	110.60
31	DA	734	A	C2-N3-C4	-6.90	107.15	110.60
31	DA	2437	U	C5-C6-N1	-6.90	119.25	122.70
31	BA	755	C	C5-C4-N4	-6.90	115.37	120.20
31	DA	1992	G	C5-C6-N1	6.89	114.94	111.50
31	BA	71	A	N7-C8-N9	6.88	117.24	113.80
1	AA	34	C	C6-N1-C2	6.88	123.05	120.30
31	DA	819	A	N1-C6-N6	6.88	122.73	118.60
31	BA	2477	C	C6-N1-C2	-6.88	117.55	120.30
31	BA	2510	C	C2-N1-C1'	-6.88	111.24	118.80
31	DA	2622	C	C6-N1-C2	6.88	123.05	120.30
31	BA	1678	G	N1-C2-N2	-6.87	110.01	116.20
31	DA	945	A	C2-N3-C4	-6.87	107.16	110.60
31	BA	1336	A	C6-N1-C2	-6.87	114.48	118.60
31	DA	558	G	C8-N9-C4	6.86	109.14	106.40
31	BA	1779	U	C2-N3-C4	-6.86	122.89	127.00
31	DA	2647	U	C5-C6-N1	-6.85	119.27	122.70
31	BA	814	C	C5-C6-N1	-6.85	117.58	121.00
31	BA	2796	U	O4'-C1'-N1	6.85	113.68	108.20
31	BA	451	C	C6-N1-C2	6.84	123.04	120.30
31	BA	1661	G	C2-N3-C4	-6.83	108.48	111.90

Continued on next page...

Continued from previous page...

Mol	Chain	Res	Type	Atoms	Z	Observed(°)	Ideal(°)
31	DA	933	A	N1-C6-N6	6.83	122.70	118.60
31	DA	1544	A	O4'-C1'-N9	6.83	113.67	108.20
31	BA	2672	G	C5-C6-O6	-6.83	124.50	128.60
31	BA	1317	A	C5-C6-N1	6.83	121.11	117.70
31	DA	774	A	C2-N3-C4	-6.82	107.19	110.60
31	DA	1121	C	C5-C6-N1	-6.82	117.59	121.00
31	BA	2287	A	N1-C2-N3	6.82	132.71	129.30
31	DA	1348	G	N1-C6-O6	6.82	123.99	119.90
31	BA	2201	C	C6-N1-C2	6.82	123.03	120.30
31	DA	2476	A	C2-N3-C4	6.82	114.01	110.60
31	DA	141	A	N1-C6-N6	6.81	122.69	118.60
31	BA	2689	U	C5-C4-O4	6.81	129.99	125.90
31	DA	1543	C	N3-C2-O2	6.81	126.67	121.90
31	BA	1348	G	C5-C6-O6	-6.81	124.52	128.60
31	DA	652	C	C6-N1-C2	-6.81	117.58	120.30
1	AA	1524	C	N1-C2-O2	-6.80	114.82	118.90
31	BA	221	A	C8-N9-C4	-6.80	103.08	105.80
31	DA	2056	G	C5-C6-O6	-6.79	124.52	128.60
31	BA	1544	A	O4'-C1'-N9	6.79	113.64	108.20
31	DA	935	C	C6-N1-C2	6.79	123.02	120.30
31	DA	749	C	N1-C2-O2	6.79	122.97	118.90
31	DA	2681	C	C5-C6-N1	-6.78	117.61	121.00
31	BA	1142(A)	A	N1-C2-N3	6.77	132.69	129.30
31	DA	124	G	N1-C6-O6	6.77	123.96	119.90
31	BA	528	A	N7-C8-N9	6.77	117.18	113.80
31	BA	1529	G	C4-N9-C1'	6.76	135.29	126.50
31	BA	2318	G	C4-N9-C1'	6.76	135.29	126.50
31	BA	686	G	C6-C5-N7	-6.76	126.34	130.40
31	BA	1310	G	C5-C6-O6	-6.76	124.55	128.60
31	DA	2606	C	C5-C6-N1	-6.76	117.62	121.00
31	DA	83	G	N3-C2-N2	-6.76	115.17	119.90
31	DA	2032	G	N1-C6-O6	6.76	123.95	119.90
31	DA	353	G	N3-C4-N9	6.75	130.05	126.00
31	DA	678	C	N3-C4-C5	6.75	124.60	121.90
31	DA	2442	C	C2-N3-C4	-6.75	116.52	119.90
31	DA	2085	C	C6-N1-C2	6.75	123.00	120.30
31	BA	1204	A	C4-C5-N7	6.74	114.07	110.70
31	BA	1332	G	C4-N9-C1'	6.74	135.26	126.50
31	DA	2796	U	O4'-C1'-N1	6.74	113.59	108.20
31	BA	749	C	C6-N1-C2	6.73	122.99	120.30
31	BA	2073	C	C6-N1-C2	6.73	122.99	120.30
31	DA	209	C	C6-N1-C2	6.73	122.99	120.30

Continued on next page...

Continued from previous page...

Mol	Chain	Res	Type	Atoms	Z	Observed(°)	Ideal(°)
31	BA	784	A	N1-C6-N6	-6.73	114.56	118.60
31	BA	1349	A	C4-C5-N7	6.73	114.06	110.70
31	DA	847	U	C6-N1-C1'	6.73	130.62	121.20
31	BA	692	C	C6-N1-C2	6.72	122.99	120.30
33	BD	238	GLY	N-CA-C	-6.72	96.30	113.10
31	BA	1658	C	N3-C4-N4	6.72	122.70	118.00
31	BA	1210	A	C6-C5-N7	-6.71	127.60	132.30
31	DA	2488	A	C8-N9-C4	6.71	108.48	105.80
31	BA	474	G	C8-N9-C4	-6.71	103.72	106.40
31	DA	730	C	C6-N1-C2	6.71	122.98	120.30
31	BA	1617	C	N3-C2-O2	6.71	126.59	121.90
31	BA	1992	G	C2-N3-C4	6.70	115.25	111.90
27	D5	51	TYR	CA-CB-CG	6.70	126.12	113.40
31	BA	686	G	N1-C6-O6	6.70	123.92	119.90
31	BA	189	G	C8-N9-C4	6.69	109.08	106.40
31	DA	142	A	C5-N7-C8	-6.69	100.56	103.90
31	BA	856	C	N3-C4-C5	-6.69	119.22	121.90
31	DA	847	U	C5-C6-N1	-6.69	119.36	122.70
31	DA	265	A	C5-N7-C8	-6.68	100.56	103.90
31	DA	2032	G	C5-C6-O6	-6.68	124.59	128.60
31	BA	679	C	C5-C6-N1	-6.68	117.66	121.00
31	BA	2665	A	N7-C8-N9	6.68	117.14	113.80
31	BA	2626	C	N3-C4-C5	6.68	124.57	121.90
31	BA	13	A	C8-N9-C4	-6.67	103.13	105.80
31	BA	1545	A	C8-N9-C4	-6.67	103.13	105.80
31	DA	1497	U	N1-C2-N3	-6.67	110.90	114.90
31	BA	2392	A	C5-C6-N1	-6.67	114.37	117.70
31	BA	561	G	N1-C6-O6	6.66	123.90	119.90
31	BA	1779	U	C6-N1-C1'	6.66	130.53	121.20
31	DA	1828	G	N3-C2-N2	-6.66	115.24	119.90
31	DA	2392	A	C5-C6-N1	-6.66	114.37	117.70
31	DA	752	A	N1-C2-N3	6.66	132.63	129.30
31	DA	1616	A	C5-N7-C8	-6.66	100.57	103.90
31	BA	784	A	N9-C4-C5	6.66	108.46	105.80
31	DA	1779	U	C5-C4-O4	6.66	129.89	125.90
31	BA	2821	A	N1-C6-N6	6.65	122.59	118.60
31	BA	1349	A	N7-C8-N9	6.65	117.13	113.80
31	DA	1958	C	N3-C2-O2	6.65	126.55	121.90
31	BA	577	G	N7-C8-N9	-6.64	109.78	113.10
31	BA	2617	C	N3-C4-C5	6.64	124.56	121.90
31	BA	79	G	C5-C6-O6	-6.64	124.62	128.60
31	BA	1022	G	N9-C4-C5	6.63	108.05	105.40

Continued on next page...

Continued from previous page...

Mol	Chain	Res	Type	Atoms	Z	Observed(°)	Ideal(°)
31	DA	265	A	C6-C5-N7	-6.63	127.66	132.30
31	BA	386	G	N1-C6-O6	6.63	123.88	119.90
31	BA	580	C	C6-N1-C2	6.62	122.95	120.30
31	DA	1300	U	O4'-C1'-N1	6.62	113.50	108.20
31	DA	1529	G	C4-N9-C1'	6.62	135.11	126.50
31	DA	783	A	N3-C4-C5	6.62	131.43	126.80
32	DB	81	G	N7-C8-N9	6.62	116.41	113.10
31	DA	2037	G	N1-C2-N2	-6.62	110.24	116.20
31	BA	47	C	C5-C6-N1	-6.61	117.69	121.00
31	DA	783	A	C5-C6-N1	-6.61	114.39	117.70
31	DA	786	C	N3-C4-N4	-6.61	113.38	118.00
31	DA	179	G	N1-C6-O6	6.60	123.86	119.90
31	BA	679	C	N3-C2-O2	6.60	126.52	121.90
31	BA	205	G	N3-C4-N9	6.60	129.96	126.00
31	DA	1543	C	N1-C2-O2	-6.60	114.94	118.90
31	BA	211	A	N1-C6-N6	6.60	122.56	118.60
31	DA	2363	C	C6-N1-C2	6.60	122.94	120.30
31	BA	1609	A	C3'-C2'-C1'	6.59	106.78	101.50
31	BA	2346	A	C5-N7-C8	-6.59	100.60	103.90
31	DA	2822	G	C8-N9-C4	6.59	109.04	106.40
31	BA	1820	U	C5-C6-N1	-6.59	119.41	122.70
31	BA	1543	C	N3-C2-O2	6.58	126.51	121.90
31	DA	34	C	C2-N1-C1'	6.58	126.04	118.80
31	DA	1019	U	C5-C4-O4	6.58	129.85	125.90
31	BA	825	C	C6-N1-C2	-6.58	117.67	120.30
31	DA	1270	C	C6-N1-C2	6.58	122.93	120.30
31	DA	71	A	N1-C6-N6	6.57	122.54	118.60
31	DA	1962	C	N1-C1'-C2'	6.57	122.55	114.00
31	BA	1022	G	C6-N1-C2	-6.57	121.16	125.10
31	BA	2283	C	C6-N1-C2	6.57	122.93	120.30
31	BA	2053	G	N1-C6-O6	6.57	123.84	119.90
31	BA	1614	A	N7-C8-N9	6.57	117.08	113.80
31	DA	201	C	C6-N1-C2	6.57	122.93	120.30
31	DA	1678	G	N7-C8-N9	6.57	116.38	113.10
1	CA	895	G	N1-C6-O6	6.57	123.84	119.90
31	DA	207	A	C8-N9-C4	6.57	108.43	105.80
31	BA	192	C	C5-C6-N1	-6.56	117.72	121.00
31	DA	567	A	N1-C6-N6	6.56	122.53	118.60
31	BA	621	A	C4-C5-N7	6.56	113.98	110.70
31	DA	1332	G	C8-N9-C1'	-6.56	118.47	127.00
1	CA	909	A	C8-N9-C4	6.55	108.42	105.80
31	DA	531	C	N3-C4-C5	6.55	124.52	121.90

Continued on next page...

Continued from previous page...

Mol	Chain	Res	Type	Atoms	Z	Observed(°)	Ideal(°)
31	DA	1261	C	N3-C4-C5	6.55	124.52	121.90
31	DA	2604	U	C5-C6-N1	-6.55	119.43	122.70
31	BA	272(D)	G	C8-N9-C4	6.54	109.02	106.40
31	DA	188	G	N9-C4-C5	-6.54	102.78	105.40
31	BA	1369	G	C8-N9-C4	6.54	109.02	106.40
31	DA	1992	G	N1-C6-O6	-6.53	115.98	119.90
31	BA	2250	G	C8-N9-C4	-6.52	103.79	106.40
31	DA	1609	A	C3'-C2'-C1'	6.52	106.72	101.50
32	DB	81	G	N3-C4-N9	6.52	129.91	126.00
31	DA	1619	G	N3-C2-N2	-6.52	115.34	119.90
31	BA	847	U	C5-C4-O4	6.52	129.81	125.90
43	DR	4	LEU	CB-CG-CD1	6.52	122.08	111.00
31	BA	1614	A	C4-C5-N7	6.52	113.96	110.70
31	DA	1955	U	C5-C6-N1	-6.52	119.44	122.70
31	BA	2030	A	N1-C6-N6	6.52	122.51	118.60
31	BA	2375	G	N7-C8-N9	-6.52	109.84	113.10
31	DA	2043	C	C2-N3-C4	-6.51	116.64	119.90
31	DA	2053	G	C5-C6-N1	6.51	114.76	111.50
31	DA	1819	A	N1-C2-N3	6.51	132.56	129.30
31	DA	1258	C	C6-N1-C2	6.51	122.90	120.30
31	BA	825	C	N3-C4-C5	-6.51	119.30	121.90
31	BA	2061	G	N3-C4-N9	6.51	129.90	126.00
32	DB	64	C	C6-N1-C2	6.50	122.90	120.30
31	DA	47	C	C5-C6-N1	-6.50	117.75	121.00
31	DA	528	A	C5-C6-N1	-6.49	114.45	117.70
31	DA	2056	G	N9-C4-C5	-6.49	102.80	105.40
31	BA	141	A	C6-C5-N7	-6.49	127.76	132.30
31	BA	1459	G	C6-C5-N7	-6.48	126.51	130.40
31	BA	586	A	N1-C6-N6	6.48	122.49	118.60
31	BA	71	A	C2-N3-C4	-6.48	107.36	110.60
31	BA	676	A	C5-C6-N1	-6.48	114.46	117.70
31	DA	1992	G	C6-N1-C2	-6.48	121.21	125.10
31	DA	2061	G	N3-C4-C5	-6.48	125.36	128.60
31	BA	481	G	N3-C4-C5	-6.48	125.36	128.60
31	BA	1934	C	N1-C2-O2	6.48	122.79	118.90
31	DA	2018	G	C5-C6-O6	-6.47	124.72	128.60
31	BA	812	C	N1-C2-O2	-6.47	115.02	118.90
31	BA	2713	A	C2-N3-C4	-6.46	107.37	110.60
32	BB	81	G	C5-C6-O6	-6.46	124.72	128.60
31	DA	272	G	N3-C4-C5	-6.46	125.37	128.60
31	BA	531	C	C5-C6-N1	-6.46	117.77	121.00
1	AA	893	C	C6-N1-C2	6.46	122.88	120.30

Continued on next page...

Continued from previous page...

Mol	Chain	Res	Type	Atoms	Z	Observed(°)	Ideal(°)
31	BA	407	G	N1-C6-O6	-6.46	116.03	119.90
31	BA	1616	A	N1-C6-N6	6.46	122.47	118.60
31	BA	933	A	C6-C5-N7	-6.45	127.78	132.30
31	BA	1204	A	C5-N7-C8	-6.45	100.67	103.90
31	BA	1657	C	C4-C5-C6	6.45	120.62	117.40
31	BA	783	A	N3-C4-C5	6.45	131.31	126.80
1	CA	877	C	C6-N1-C2	6.45	122.88	120.30
31	DA	736	C	C6-N1-C2	6.44	122.88	120.30
31	BA	2356	C	N1-C2-O2	-6.44	115.04	118.90
31	BA	2469	A	N7-C8-N9	6.44	117.02	113.80
31	DA	1459	G	C8-N9-C1'	-6.43	118.64	127.00
31	BA	985	C	N3-C4-C5	6.43	124.47	121.90
31	BA	209	C	C6-N1-C2	6.43	122.87	120.30
31	BA	1810	A	N1-C6-N6	6.43	122.46	118.60
31	DA	71	A	C4-C5-N7	6.43	113.91	110.70
31	DA	1325	G	N3-C4-N9	6.43	129.86	126.00
31	BA	2495	G	C8-N9-C4	6.43	108.97	106.40
31	BA	201	C	C2-N3-C4	-6.42	116.69	119.90
31	BA	1782	C	C2-N3-C4	-6.42	116.69	119.90
31	DA	409	C	C6-N1-C2	6.42	122.87	120.30
31	BA	446	G	N1-C6-O6	6.42	123.75	119.90
31	BA	1142(A)	A	N7-C8-N9	6.42	117.01	113.80
31	DA	2599	G	N1-C6-O6	-6.42	116.05	119.90
31	BA	737	C	C5-C6-N1	-6.41	117.79	121.00
49	BX	65	ARG	NE-CZ-NH1	6.41	123.50	120.30
31	DA	945	A	C6-C5-N7	-6.41	127.81	132.30
31	BA	950	G	C8-N9-C4	-6.40	103.84	106.40
31	BA	1241	A	C2-N3-C4	-6.40	107.40	110.60
31	BA	1029	A	N1-C6-N6	6.40	122.44	118.60
31	BA	2426	A	N7-C8-N9	6.40	117.00	113.80
31	BA	265	A	C4-C5-N7	6.40	113.90	110.70
31	BA	1315	C	N3-C4-N4	-6.39	113.52	118.00
31	BA	859	G	N3-C4-C5	6.39	131.80	128.60
31	BA	755	C	N3-C4-N4	6.39	122.47	118.00
31	DA	630	G	C8-N9-C4	6.39	108.96	106.40
32	DB	115	G	C8-N9-C4	6.39	108.96	106.40
31	DA	2061	G	N1-C2-N2	-6.39	110.45	116.20
31	DA	2572	A	C8-N9-C4	6.39	108.36	105.80
31	DA	1207	C	C6-N1-C2	6.38	122.85	120.30
31	DA	2037	G	N1-C2-N3	6.38	127.73	123.90
31	BA	1324	G	N1-C6-O6	6.38	123.73	119.90
31	DA	676	A	C8-N9-C4	-6.38	103.25	105.80

Continued on next page...

Continued from previous page...

Mol	Chain	Res	Type	Atoms	Z	Observed(°)	Ideal(°)
31	DA	1999	C	C6-N1-C2	6.38	122.85	120.30
31	BA	446	G	C5-C6-O6	-6.38	124.77	128.60
31	DA	1708	C	C6-N1-C2	6.38	122.85	120.30
31	DA	2283	C	C6-N1-C2	6.38	122.85	120.30
31	BA	1021	A	C4-C5-N7	6.37	113.88	110.70
31	BA	933	A	N1-C6-N6	6.37	122.42	118.60
31	DA	265	A	N1-C6-N6	6.36	122.42	118.60
43	BR	8	ARG	N-CA-C	6.36	128.16	111.00
31	BA	933	A	N7-C8-N9	6.36	116.98	113.80
31	BA	2447	G	N7-C8-N9	-6.36	109.92	113.10
31	BA	188	G	C5-C6-O6	-6.35	124.79	128.60
31	BA	1786	A	C6-C5-N7	-6.35	127.85	132.30
31	BA	148	C	C6-N1-C2	6.35	122.84	120.30
31	BA	2544	G	N3-C2-N2	-6.35	115.46	119.90
31	BA	1381	G	C4-N9-C1'	6.35	134.75	126.50
31	BA	1708	C	C6-N1-C2	6.34	122.84	120.30
31	DA	1674	G	N3-C4-N9	6.34	129.81	126.00
31	BA	1218	C	N3-C2-O2	6.34	126.34	121.90
31	BA	1962	C	N1-C1'-C2'	6.34	122.24	114.00
31	BA	2346	A	N3-C4-C5	6.34	131.24	126.80
31	BA	2469	A	N1-C2-N3	6.34	132.47	129.30
1	CA	1484	C	C6-N1-C2	6.34	122.83	120.30
1	CA	1509	C	C5-C6-N1	-6.33	117.83	121.00
31	BA	589	C	C5-C6-N1	-6.33	117.83	121.00
31	BA	832	G	C8-N9-C4	-6.33	103.87	106.40
31	BA	204	A	C6-N1-C2	-6.33	114.80	118.60
31	BA	2232	U	C5-C6-N1	-6.33	119.54	122.70
31	BA	2495	G	N9-C4-C5	-6.32	102.87	105.40
31	BA	2508	G	N3-C2-N2	-6.32	115.47	119.90
31	BA	1268	A	C2-N3-C4	-6.32	107.44	110.60
31	BA	2053	G	C5-C6-O6	-6.32	124.81	128.60
31	BA	933	A	C2-N3-C4	-6.31	107.44	110.60
31	DA	1221	C	C6-N1-C2	6.31	122.83	120.30
31	BA	991	C	C6-N1-C2	6.31	122.82	120.30
31	BA	142	A	N1-C6-N6	6.31	122.38	118.60
31	BA	1021	A	N7-C8-N9	6.31	116.95	113.80
31	BA	1326	U	N3-C2-O2	6.31	126.61	122.20
31	DA	728	G	C8-N9-C4	6.30	108.92	106.40
31	BA	1459	G	C8-N9-C1'	-6.30	118.81	127.00
31	DA	827	U	C6-N1-C2	6.30	124.78	121.00
31	BA	659	C	N3-C2-O2	6.30	126.31	121.90
32	DB	81	G	N9-C4-C5	-6.30	102.88	105.40

Continued on next page...

Continued from previous page...

Mol	Chain	Res	Type	Atoms	Z	Observed(°)	Ideal(°)
31	BA	141	A	C4-C5-N7	6.29	113.85	110.70
31	BA	2360	A	N1-C6-N6	6.29	122.38	118.60
1	CA	7	G	C8-N9-C1'	6.29	135.18	127.00
31	BA	272	G	N3-C4-N9	6.29	129.78	126.00
31	DA	671	C	C2-N1-C1'	-6.29	111.88	118.80
31	DA	2394	C	C2-N3-C4	-6.29	116.75	119.90
31	BA	1779	U	C6-N1-C2	6.29	124.77	121.00
31	DA	1021	A	C5-C6-N1	-6.29	114.56	117.70
31	DA	2042	A	C8-N9-C4	6.29	108.32	105.80
31	DA	1332	G	C4-C5-C6	6.29	122.57	118.80
31	BA	34	C	C6-N1-C1'	-6.29	113.26	120.80
31	BA	2421	G	N1-C6-O6	6.29	123.67	119.90
31	DA	1950	G	N1-C6-O6	6.29	123.67	119.90
31	BA	132	G	C2-N3-C4	-6.28	108.76	111.90
31	BA	1015	G	C4-N9-C1'	6.28	134.67	126.50
31	BA	2253	G	C8-N9-C4	6.28	108.91	106.40
49	BX	57	LEU	CA-CB-CG	6.28	129.75	115.30
31	DA	188	G	N1-C6-O6	6.28	123.67	119.90
31	BA	670	A	N1-C6-N6	6.28	122.37	118.60
43	BR	4	LEU	CA-CB-CG	6.28	129.74	115.30
31	BA	2724	C	N1-C2-O2	-6.28	115.13	118.90
31	DA	774	A	N1-C6-N6	6.28	122.36	118.60
31	DA	1261	C	C5-C6-N1	-6.28	117.86	121.00
31	BA	621	A	C2-N3-C4	-6.27	107.46	110.60
31	BA	1204	A	C3'-C2'-C1'	-6.27	96.48	101.50
31	BA	1605	C	N1-C2-N3	6.27	123.59	119.20
31	DA	2504	U	C6-N1-C2	6.27	124.76	121.00
31	BA	2059	A	N9-C4-C5	-6.27	103.29	105.80
31	DA	528	A	C8-N9-C4	-6.27	103.29	105.80
31	BA	353	G	N3-C4-N9	6.27	129.76	126.00
31	BA	2392	A	C4-C5-N7	6.26	113.83	110.70
31	DA	74	A	N1-C2-N3	6.26	132.43	129.30
31	DA	2495	G	N1-C6-O6	6.26	123.66	119.90
31	DA	2013	A	C2-N3-C4	-6.26	107.47	110.60
31	DA	783	A	N7-C8-N9	6.25	116.93	113.80
31	BA	26	G	N1-C6-O6	-6.25	116.15	119.90
31	DA	566	U	N3-C2-O2	6.25	126.58	122.20
31	DA	1565	C	N3-C4-C5	6.25	124.40	121.90
31	DA	2079	U	C5-C6-N1	-6.25	119.57	122.70
31	BA	729	G	N3-C2-N2	-6.25	115.53	119.90
32	BB	6	C	C6-N1-C2	6.24	122.80	120.30
31	DA	1937	A	C8-N9-C4	6.24	108.30	105.80

Continued on next page...

Continued from previous page...

Mol	Chain	Res	Type	Atoms	Z	Observed(°)	Ideal(°)
31	DA	2510	C	N3-C2-O2	6.24	126.27	121.90
31	DA	2575	C	C6-N1-C2	6.24	122.80	120.30
31	BA	330	A	N1-C2-N3	6.24	132.42	129.30
31	BA	975	C	C5-C4-N4	6.24	124.57	120.20
31	DA	1671	U	C5-C4-O4	-6.23	122.16	125.90
31	DA	2469	A	C6-C5-N7	-6.23	127.94	132.30
31	DA	2013	A	N1-C6-N6	6.23	122.34	118.60
31	BA	774	A	C8-N9-C4	-6.22	103.31	105.80
31	BA	1904	G	C8-N9-C4	6.22	108.89	106.40
31	DA	580	C	C6-N1-C2	6.22	122.79	120.30
31	DA	2383	G	C8-N9-C1'	-6.21	118.92	127.00
31	DA	2724	C	N1-C2-O2	-6.21	115.17	118.90
31	DA	2640	G	N1-C6-O6	6.21	123.62	119.90
31	BA	2050	C	N1-C2-O2	-6.21	115.18	118.90
31	BA	975	C	N3-C4-N4	-6.20	113.66	118.00
31	BA	2496	C	C2-N3-C4	-6.20	116.80	119.90
31	DA	847	U	C5-C4-O4	6.20	129.62	125.90
31	DA	2724	C	N3-C2-O2	6.20	126.24	121.90
31	BA	209	C	C2-N3-C4	-6.19	116.80	119.90
31	DA	2595	G	C8-N9-C4	6.19	108.88	106.40
31	BA	942	G	C4-C5-N7	-6.19	108.32	110.80
31	BA	1326	U	C5-C6-N1	-6.19	119.61	122.70
31	DA	774	A	C4-C5-N7	6.19	113.79	110.70
31	DA	1049	C	C6-N1-C2	-6.19	117.83	120.30
31	BA	2246	G	C8-N9-C4	6.18	108.87	106.40
1	CA	7	G	C4-N9-C1'	-6.18	118.46	126.50
31	BA	1674	G	C4-N9-C1'	6.18	134.54	126.50
1	CA	720	C	N1-C2-O2	6.18	122.61	118.90
31	DA	678	C	N3-C2-O2	6.18	126.23	121.90
31	DA	2695	C	C6-N1-C2	6.18	122.77	120.30
31	BA	656	G	C4-C5-C6	6.18	122.51	118.80
31	DA	985	C	C6-N1-C2	6.18	122.77	120.30
31	DA	732	C	N3-C2-O2	6.17	126.22	121.90
31	DA	2326	C	N3-C4-C5	-6.17	119.43	121.90
31	BA	210	C	N1-C2-O2	-6.17	115.20	118.90
31	DA	2713	A	N1-C6-N6	6.17	122.30	118.60
31	BA	2413	G	N7-C8-N9	-6.16	110.02	113.10
32	DB	81	G	C5-C6-O6	-6.16	124.90	128.60
31	DA	788	A	N1-C6-N6	6.16	122.30	118.60
31	BA	2486	G	C8-N9-C4	6.16	108.86	106.40
31	BA	2073	C	N1-C2-O2	-6.16	115.21	118.90
31	DA	870	A	C8-N9-C4	6.16	108.26	105.80

Continued on next page...

Continued from previous page...

Mol	Chain	Res	Type	Atoms	Z	Observed(°)	Ideal(°)
31	DA	1790	C	C6-N1-C2	6.16	122.76	120.30
31	DA	827	U	C5-C4-O4	-6.15	122.21	125.90
31	DA	2827	C	C6-N1-C2	6.15	122.76	120.30
31	BA	1674	G	C4-C5-N7	6.15	113.26	110.80
31	DA	1934	C	C4'-C3'-C2'	6.15	108.75	102.60
32	DB	99	G	C8-N9-C4	6.15	108.86	106.40
31	DA	1800	C	C6-N1-C2	6.15	122.76	120.30
31	BA	1565	C	C6-N1-C2	6.14	122.76	120.30
31	DA	948	G	N3-C4-C5	6.14	131.67	128.60
31	BA	130	C	C6-N1-C2	6.14	122.75	120.30
31	BA	2067	G	C6-N1-C2	-6.14	121.42	125.10
31	BA	2542	A	N3-C4-C5	6.14	131.09	126.80
31	BA	2318	G	N1-C6-O6	6.13	123.58	119.90
31	BA	2618	G	N3-C4-C5	-6.13	125.53	128.60
31	BA	1992	G	N1-C6-O6	-6.13	116.22	119.90
31	DA	481	G	C8-N9-C4	-6.13	103.95	106.40
31	DA	1698	A	N7-C8-N9	6.13	116.86	113.80
31	BA	814	C	C2-N1-C1'	-6.12	112.06	118.80
31	BA	2510	C	N1-C2-O2	-6.12	115.22	118.90
31	DA	529	A	C4-C5-N7	6.12	113.76	110.70
31	DA	671	C	N1-C2-O2	-6.12	115.23	118.90
31	BA	1495	A	N1-C6-N6	6.12	122.27	118.60
31	BA	1564	C	N3-C2-O2	-6.12	117.62	121.90
1	AA	7	G	C8-N9-C1'	6.12	134.95	127.00
31	DA	2061	G	N3-C2-N2	6.12	124.18	119.90
31	DA	2617	C	C6-N1-C2	6.12	122.75	120.30
31	DA	1317	A	C5-C6-N6	-6.12	118.81	123.70
31	BA	587	C	C6-N1-C2	-6.12	117.85	120.30
32	BB	5	C	C6-N1-C2	6.11	122.75	120.30
31	BA	567	A	C8-N9-C4	-6.11	103.36	105.80
1	CA	400	C	C6-N1-C2	6.11	122.75	120.30
31	BA	2481	G	C5-C6-O6	-6.11	124.93	128.60
43	DR	8	ARG	N-CA-C	6.11	127.50	111.00
31	DA	2383	G	N1-C2-N2	-6.11	110.70	116.20
31	BA	1543	C	N1-C2-O2	-6.11	115.24	118.90
31	DA	822	U	N1-C2-O2	-6.11	118.53	122.80
31	DA	2318	G	N7-C8-N9	6.11	116.15	113.10
31	BA	2594	C	N1-C2-O2	-6.11	115.24	118.90
31	DA	1459	G	C6-C5-N7	-6.10	126.74	130.40
31	DA	1332	G	C5-C6-N1	-6.10	108.45	111.50
32	DB	104	U	N3-C4-O4	-6.10	115.13	119.40
31	DA	1204	A	N9-C4-C5	-6.10	103.36	105.80

Continued on next page...

Continued from previous page...

Mol	Chain	Res	Type	Atoms	Z	Observed(°)	Ideal(°)
31	BA	2469	A	C4-N9-C1'	6.09	137.27	126.30
41	DP	37	GLY	N-CA-C	6.09	128.33	113.10
31	BA	1198	U	N3-C2-O2	-6.09	117.94	122.20
31	BA	1250	G	N3-C4-N9	6.09	129.66	126.00
31	BA	523	C	N3-C4-C5	6.09	124.34	121.90
31	BA	2318	G	C4-C5-N7	6.09	113.23	110.80
31	DA	448	U	C5-C6-N1	-6.08	119.66	122.70
31	DA	1543	C	C2-N3-C4	6.08	122.94	119.90
31	DA	1899	G	N3-C2-N2	-6.08	115.64	119.90
31	BA	671	C	C5-C6-N1	-6.08	117.96	121.00
31	DA	1616	A	N7-C8-N9	6.08	116.84	113.80
31	DA	1820	U	C6-N1-C2	6.08	124.65	121.00
31	DA	2023	G	C5-C6-O6	-6.08	124.95	128.60
31	DA	2447	G	C4-N9-C1'	-6.08	118.60	126.50
31	BA	2011	U	C6-N1-C2	6.08	124.64	121.00
31	DA	945	A	O4'-C1'-N9	6.07	113.06	108.20
31	DA	2253	G	N9-C4-C5	-6.07	102.97	105.40
31	BA	856	C	N1-C2-N3	6.07	123.45	119.20
31	DA	201	C	C5-C6-N1	-6.07	117.97	121.00
32	BB	85	G	N3-C4-N9	6.06	129.64	126.00
31	DA	72	U	C5-C6-N1	-6.06	119.67	122.70
31	BA	182	A	N1-C6-N6	6.06	122.24	118.60
31	BA	676	A	C8-N9-C4	-6.06	103.38	105.80
31	BA	690	G	N7-C8-N9	-6.05	110.07	113.10
31	DA	2464	C	C6-N1-C2	6.05	122.72	120.30
31	BA	1605	C	C6-N1-C2	-6.05	117.88	120.30
31	BA	2823	A	C8-N9-C4	-6.05	103.38	105.80
1	AA	7	G	C4-N9-C1'	-6.05	118.64	126.50
31	DA	577	G	N3-C4-C5	6.05	131.62	128.60
31	BA	1934	C	C4'-C3'-C2'	6.04	108.64	102.60
31	BA	1663	C	C2-N3-C4	-6.04	116.88	119.90
31	BA	1761	C	C6-N1-C2	6.04	122.72	120.30
31	BA	656	G	N3-C4-N9	6.04	129.62	126.00
31	BA	2626	C	C5-C4-N4	-6.04	115.97	120.20
31	BA	651	G	C2-N3-C4	6.04	114.92	111.90
31	DA	253	C	N1-C2-O2	-6.04	115.28	118.90
31	BA	181	A	N1-C6-N6	-6.03	114.98	118.60
31	BA	333	G	C5-C6-O6	-6.03	124.98	128.60
31	DA	2456	C	C6-N1-C2	6.03	122.71	120.30
31	BA	481	G	P-O3'-C3'	6.03	126.94	119.70
31	BA	2515	C	C6-N1-C2	6.03	122.71	120.30
31	DA	34	C	C6-N1-C1'	-6.03	113.56	120.80

Continued on next page...

Continued from previous page...

Mol	Chain	Res	Type	Atoms	Z	Observed(°)	Ideal(°)
31	BA	79	G	N1-C6-O6	6.03	123.52	119.90
31	DA	2026	C	C5-C6-N1	-6.03	117.99	121.00
31	DA	2713	A	C5-N7-C8	-6.03	100.89	103.90
31	DA	1022	G	C8-N9-C4	-6.02	103.99	106.40
31	BA	1904	G	N7-C8-N9	-6.02	110.09	113.10
31	DA	484	C	N3-C4-C5	6.02	124.31	121.90
31	DA	656	G	C8-N9-C4	-6.02	103.99	106.40
31	BA	1605	C	C2-N3-C4	-6.02	116.89	119.90
31	DA	1953	A	C8-N9-C4	6.02	108.21	105.80
31	DA	2040	C	C6-N1-C2	6.02	122.71	120.30
31	BA	1790	C	N1-C2-O2	-6.01	115.29	118.90
31	BA	265	A	C8-N9-C4	-6.01	103.40	105.80
31	DA	71	A	N7-C8-N9	6.01	116.81	113.80
31	DA	2481	G	N9-C4-C5	-6.01	103.00	105.40
1	AA	1442	G	C6-C5-N7	-6.01	126.79	130.40
31	DA	543	C	C5-C4-N4	-6.01	115.99	120.20
31	BA	2383	G	C4-N9-C1'	6.01	134.31	126.50
31	BA	2395	C	N3-C4-N4	6.01	122.21	118.00
31	DA	621	A	N7-C8-N9	6.01	116.80	113.80
31	DA	762	U	N3-C4-O4	6.01	123.61	119.40
31	DA	2056	G	C8-N9-C4	6.01	108.80	106.40
31	BA	186	G	C5-C6-N1	-6.00	108.50	111.50
31	BA	592	G	C8-N9-C4	-6.00	104.00	106.40
31	BA	2024	G	C8-N9-C4	6.00	108.80	106.40
31	BA	2318	G	N7-C8-N9	6.00	116.10	113.10
31	DA	13	A	N1-C6-N6	-6.00	115.00	118.60
31	DA	47	C	C6-N1-C2	6.00	122.70	120.30
31	BA	107	C	N3-C2-O2	6.00	126.10	121.90
31	DA	678	C	C5-C6-N1	-5.99	118.00	121.00
1	AA	117	G	N1-C6-O6	5.99	123.50	119.90
31	DA	1326	U	C5-C6-N1	-5.99	119.70	122.70
31	BA	950	G	C5-C6-O6	5.99	132.19	128.60
31	DA	2433	A	C2-N3-C4	-5.99	107.61	110.60
31	BA	1221(A)	C	C6-N1-C2	5.99	122.69	120.30
31	BA	2346	A	C6-C5-N7	-5.99	128.11	132.30
31	DA	481	G	P-O3'-C3'	5.99	126.88	119.70
31	DA	531	C	C5-C6-N1	-5.99	118.01	121.00
31	BA	147	U	C5-C6-N1	-5.98	119.71	122.70
31	BA	784	A	C8-N9-C1'	5.98	138.47	127.70
31	DA	639	U	C5-C6-N1	-5.98	119.71	122.70
31	DA	859	G	N3-C4-C5	5.98	131.59	128.60
31	DA	2375	G	C8-N9-C4	5.98	108.79	106.40

Continued on next page...

Continued from previous page...

Mol	Chain	Res	Type	Atoms	Z	Observed(°)	Ideal(°)
31	BA	446	G	N9-C4-C5	-5.98	103.01	105.40
31	DA	1808	U	N3-C2-O2	5.98	126.39	122.20
31	BA	2614	A	C2-N3-C4	5.98	113.59	110.60
31	BA	151	C	C6-N1-C2	5.97	122.69	120.30
31	DA	630	G	N7-C8-N9	-5.97	110.11	113.10
31	BA	1325	G	C5-C6-O6	-5.97	125.02	128.60
31	BA	1937	A	N1-C2-N3	5.97	132.28	129.30
31	DA	1685	C	C6-N1-C2	5.97	122.69	120.30
31	DA	2051	A	N1-C6-N6	5.96	122.18	118.60
31	DA	1647	G	C8-N9-C4	5.96	108.78	106.40
31	BA	783	A	C8-N9-C4	-5.96	103.42	105.80
31	DA	1035	U	C6-N1-C2	5.96	124.58	121.00
31	BA	1641	A	C6-N1-C2	-5.96	115.02	118.60
31	DA	2724	C	C6-N1-C2	5.96	122.68	120.30
31	BA	917	A	C8-N9-C4	5.96	108.18	105.80
31	BA	818	G	N3-C2-N2	-5.96	115.73	119.90
31	BA	1258	C	C6-N1-C2	5.96	122.68	120.30
31	DA	2579	C	N3-C2-O2	5.96	126.07	121.90
31	BA	2495	G	N1-C6-O6	5.95	123.47	119.90
31	BA	1208	C	C6-N1-C2	-5.95	117.92	120.30
31	DA	820	A	N1-C6-N6	-5.95	115.03	118.60
1	CA	894	G	N1-C6-O6	5.95	123.47	119.90
31	DA	2463	C	C2-N3-C4	-5.95	116.92	119.90
1	AA	1401	G	N1-C6-O6	5.95	123.47	119.90
31	BA	651	G	N3-C4-C5	-5.95	125.63	128.60
31	DA	1544	A	N9-C1'-C2'	5.95	121.73	114.00
31	DA	1678	G	C2-N3-C4	-5.95	108.93	111.90
31	BA	329	G	C5-C6-O6	-5.94	125.03	128.60
31	BA	859	G	N3-C4-N9	-5.94	122.43	126.00
31	BA	2500	U	C5-C6-N1	-5.94	119.73	122.70
31	DA	1794	U	C5-C6-N1	-5.94	119.73	122.70
31	DA	1902	C	N1-C2-O2	5.94	122.47	118.90
31	DA	133	C	N1-C2-O2	-5.94	115.33	118.90
31	BA	1497	U	N1-C2-N3	-5.94	111.34	114.90
31	BA	621	A	N1-C6-N6	5.94	122.16	118.60
31	BA	1300	U	O4'-C1'-N1	5.94	112.95	108.20
31	BA	957	A	C8-N9-C4	-5.93	103.43	105.80
31	DA	557	U	C5-C6-N1	-5.93	119.73	122.70
31	DA	1256	G	C4-N9-C1'	5.93	134.21	126.50
31	DA	471	A	N1-C2-N3	5.93	132.26	129.30
31	DA	1256	G	C8-N9-C1'	-5.93	119.30	127.00
31	DA	1496	A	N1-C6-N6	5.93	122.16	118.60

Continued on next page...

Continued from previous page...

Mol	Chain	Res	Type	Atoms	Z	Observed(°)	Ideal(°)
31	DA	2547	U	C5-C6-N1	-5.92	119.74	122.70
31	DA	2702	U	N3-C2-O2	-5.92	118.05	122.20
31	BA	543	C	C5-C4-N4	-5.92	116.06	120.20
41	DP	41	ARG	N-CA-C	-5.92	95.01	111.00
31	BA	2383	G	N1-C2-N2	-5.92	110.87	116.20
31	BA	2429	G	C8-N9-C4	-5.92	104.03	106.40
31	BA	2648	C	C6-N1-C2	5.92	122.67	120.30
31	BA	2014	A	C8-N9-C4	5.92	108.17	105.80
1	CA	117	G	N1-C6-O6	5.92	123.45	119.90
31	DA	529	A	C5-N7-C8	-5.92	100.94	103.90
31	DA	2383	G	C4-N9-C1'	5.92	134.19	126.50
31	DA	2464	C	N3-C2-O2	5.92	126.04	121.90
31	BA	208	C	C5-C4-N4	-5.92	116.06	120.20
31	BA	671	C	C2-N1-C1'	-5.91	112.29	118.80
31	BA	1698	A	N7-C8-N9	5.91	116.76	113.80
31	DA	2026	C	C2-N3-C4	-5.91	116.94	119.90
31	BA	1033	U	C2-N1-C1'	5.91	124.80	117.70
31	DA	928	G	N1-C6-O6	5.91	123.45	119.90
31	BA	463	G	C5-C6-O6	5.91	132.15	128.60
31	BA	1403	C	C5-C6-N1	-5.91	118.04	121.00
31	DA	1310	G	C5-C6-O6	-5.91	125.05	128.60
31	DA	2431	U	C5-C6-N1	-5.91	119.74	122.70
31	BA	1381	G	C6-C5-N7	-5.91	126.86	130.40
31	BA	2672	G	N1-C6-O6	5.91	123.44	119.90
31	BA	2681	C	C5-C6-N1	-5.91	118.05	121.00
31	BA	1207	C	C6-N1-C2	5.90	122.66	120.30
31	DA	2430	A	C5-C6-N1	-5.90	114.75	117.70
31	BA	1765	C	N1-C2-O2	-5.90	115.36	118.90
31	DA	1649	G	C6-N1-C2	-5.90	121.56	125.10
31	DA	1840	G	C4-C5-N7	5.90	113.16	110.80
31	DA	1790	C	C2-N3-C4	-5.90	116.95	119.90
31	BA	2001	A	N1-C6-N6	-5.90	115.06	118.60
31	BA	2271	G	N3-C4-C5	-5.89	125.65	128.60
31	DA	265	A	N7-C8-N9	5.89	116.75	113.80
31	BA	2726	U	N3-C4-O4	-5.89	115.28	119.40
31	DA	2043	C	N3-C4-C5	5.88	124.25	121.90
50	BY	46	LYS	N-CA-C	5.88	126.89	111.00
1	CA	1514	C	N1-C2-O2	-5.88	115.37	118.90
31	BA	930	U	C5-C4-O4	5.88	129.43	125.90
31	BA	2859	G	N3-C4-C5	-5.88	125.66	128.60
31	DA	2363	C	C2-N1-C1'	-5.88	112.33	118.80
31	BA	1505	C	C6-N1-C2	5.88	122.65	120.30

Continued on next page...

Continued from previous page...

Mol	Chain	Res	Type	Atoms	Z	Observed(°)	Ideal(°)
31	BA	2551	C	N1-C2-O2	-5.88	115.37	118.90
31	BA	737	C	C6-N1-C2	5.87	122.65	120.30
41	DP	29	LYS	CD-CE-NZ	5.87	125.20	111.70
31	DA	814	C	C5-C6-N1	-5.87	118.07	121.00
31	DA	414	C	C2-N3-C4	-5.87	116.97	119.90
31	DA	2346	A	N3-C4-N9	-5.87	122.71	127.40
31	BA	801	G	N1-C6-O6	-5.87	116.38	119.90
31	BA	2048	G	N3-C4-C5	-5.87	125.67	128.60
31	BA	208	C	C5-C6-N1	-5.86	118.07	121.00
31	BA	1599	C	C6-N1-C2	5.86	122.65	120.30
31	DA	175	G	C4-N9-C1'	5.86	134.12	126.50
31	DA	2822	G	N3-C4-C5	5.86	131.53	128.60
31	BA	2392	A	C6-C5-N7	-5.86	128.20	132.30
31	DA	2293	C	C6-N1-C2	5.86	122.64	120.30
31	BA	1544	A	N9-C1'-C2'	5.86	121.62	114.00
31	DA	1201	C	N1-C2-O2	-5.86	115.39	118.90
31	BA	47	C	C2-N3-C4	-5.86	116.97	119.90
31	BA	2555	U	N1-C2-O2	-5.86	118.70	122.80
31	DA	729	G	N3-C2-N2	-5.86	115.80	119.90
31	BA	2503	A	N1-C2-N3	-5.85	126.37	129.30
31	DA	2323	G	C8-N9-C4	5.85	108.74	106.40
31	BA	388	G	N1-C6-O6	-5.85	116.39	119.90
31	BA	2489	G	C6-C5-N7	-5.85	126.89	130.40
31	BA	2705	A	C8-N9-C4	5.85	108.14	105.80
31	BA	1977	A	C2-N3-C4	-5.85	107.68	110.60
31	DA	1204	A	N7-C8-N9	5.84	116.72	113.80
31	DA	1496	A	N7-C8-N9	5.84	116.72	113.80
31	DA	2091	U	C5-C6-N1	-5.84	119.78	122.70
31	BA	1275	A	C5-C6-N6	-5.84	119.03	123.70
31	BA	2360	A	C5-N7-C8	-5.84	100.98	103.90
47	DV	40	LEU	CA-CB-CG	5.84	128.74	115.30
31	BA	1204	A	C5-C6-N1	-5.84	114.78	117.70
31	BA	1990	C	N3-C2-O2	-5.84	117.81	121.90
31	BA	2056	G	N9-C4-C5	-5.84	103.06	105.40
31	BA	2362	G	C8-N9-C4	5.84	108.74	106.40
31	DA	774	A	C6-C5-N7	-5.84	128.21	132.30
31	DA	933	A	C2-N3-C4	-5.84	107.68	110.60
31	DA	2510	C	C6-N1-C2	5.84	122.64	120.30
32	BB	81	G	N3-C4-N9	5.84	129.50	126.00
31	BA	551	G	C5-C6-O6	5.84	132.10	128.60
28	B6	16	CYS	CA-CB-SG	-5.83	103.50	114.00
31	BA	2447	G	C8-N9-C4	5.83	108.73	106.40

Continued on next page...

Continued from previous page...

Mol	Chain	Res	Type	Atoms	Z	Observed(°)	Ideal(°)
31	DA	2318	G	C8-N9-C1'	-5.83	119.42	127.00
31	BA	2515	C	C5-C6-N1	-5.82	118.09	121.00
31	BA	272(B)	G	C4-N9-C1'	-5.82	118.93	126.50
31	BA	463	G	N9-C4-C5	5.82	107.73	105.40
31	BA	2599	G	C5-C6-N1	5.82	114.41	111.50
31	DA	1049	C	C5-C6-N1	5.82	123.91	121.00
31	BA	189	G	N9-C4-C5	-5.82	103.07	105.40
31	DA	1142(A)	A	N7-C8-N9	5.82	116.71	113.80
31	DA	811	U	C5-C4-O4	5.81	129.39	125.90
31	DA	2477	C	N3-C4-C5	-5.81	119.58	121.90
32	BB	87	G	C8-N9-C4	5.81	108.72	106.40
31	DA	1698	A	C3'-C2'-C1'	-5.81	96.85	101.50
31	DA	1015	G	C4-N9-C1'	5.81	134.05	126.50
31	BA	1021	A	C4-C5-C6	5.80	119.90	117.00
31	DA	265	A	C2-N3-C4	-5.80	107.70	110.60
31	DA	1191	G	C8-N9-C4	5.80	108.72	106.40
31	BA	1253	A	N9-C4-C5	5.80	108.12	105.80
31	BA	2073	C	C5-C6-N1	-5.80	118.10	121.00
31	DA	179	G	C8-N9-C4	5.80	108.72	106.40
31	DA	1779	U	N1-C2-N3	5.80	118.38	114.90
31	BA	210	C	C5-C6-N1	-5.79	118.10	121.00
31	BA	524	U	N3-C2-O2	-5.79	118.14	122.20
31	BA	109	G	N1-C6-O6	-5.79	116.42	119.90
31	BA	2542	A	C6-N1-C2	5.79	122.08	118.60
31	DA	472	A	C4'-C3'-C2'	5.79	108.39	102.60
31	DA	2017	U	N1-C2-O2	-5.79	118.75	122.80
31	BA	2702	U	O4'-C1'-N1	5.79	112.83	108.20
31	DA	1021	A	N1-C2-N3	5.79	132.19	129.30
31	BA	139(A)	G	N7-C8-N9	5.78	115.99	113.10
31	BA	2253	G	N9-C4-C5	-5.78	103.09	105.40
31	DA	1896	G	N1-C6-O6	-5.78	116.43	119.90
31	BA	142	A	C6-C5-N7	-5.78	128.25	132.30
31	BA	272(B)	G	N1-C6-O6	-5.78	116.43	119.90
31	DA	828	U	C5-C4-O4	5.78	129.37	125.90
31	DA	2555	U	N1-C2-O2	-5.78	118.75	122.80
31	BA	2518	A	N1-C6-N6	5.78	122.07	118.60
31	BA	1808	U	N3-C2-O2	5.78	126.25	122.20
31	BA	2626	C	C6-N1-C2	5.78	122.61	120.30
31	DA	1544	A	N1-C6-N6	-5.78	115.13	118.60
31	BA	211	A	C5-C6-N6	-5.78	119.08	123.70
31	DA	621	A	C4-C5-N7	5.77	113.59	110.70
31	BA	949	C	N3-C2-O2	5.77	125.94	121.90

Continued on next page...

Continued from previous page...

Mol	Chain	Res	Type	Atoms	Z	Observed(°)	Ideal(°)
32	BB	92	C	N3-C4-C5	5.77	124.21	121.90
31	DA	516	C	C6-N1-C2	5.77	122.61	120.30
31	DA	2334	G	C8-N9-C4	5.77	108.71	106.40
31	DA	2540	C	N3-C4-C5	5.77	124.21	121.90
31	BA	2439	A	C5-N7-C8	-5.77	101.01	103.90
31	BA	1394	U	N3-C2-O2	-5.77	118.16	122.20
31	DA	265	A	C4-C5-N7	5.77	113.58	110.70
1	CA	925	G	C8-N9-C4	5.76	108.70	106.40
31	DA	2510	C	C6-N1-C1'	5.76	127.71	120.80
1	AA	354	G	C4-N9-C1'	5.76	133.99	126.50
31	DA	353	G	C6-C5-N7	-5.76	126.94	130.40
31	DA	1652	A	C4'-C3'-C2'	5.76	108.36	102.60
31	DA	2540	C	C5-C6-N1	-5.76	118.12	121.00
31	BA	1210	A	C5-N7-C8	-5.76	101.02	103.90
32	BB	77	U	N3-C4-C5	5.76	118.05	114.60
31	DA	188	G	C5-C6-O6	-5.76	125.15	128.60
31	BA	678	C	N3-C4-C5	5.75	124.20	121.90
31	BA	2037	G	C4-C5-C6	5.75	122.25	118.80
31	DA	1840	G	C6-C5-N7	-5.75	126.95	130.40
31	BA	774	A	C2-N3-C4	-5.75	107.73	110.60
31	BA	1611	C	C5-C4-N4	-5.74	116.18	120.20
31	DA	567	A	C5-N7-C8	-5.74	101.03	103.90
31	DA	1121	C	C2-N3-C4	-5.74	117.03	119.90
31	DA	1241	A	C5-C6-N1	-5.74	114.83	117.70
1	CA	354	G	C4-N9-C1'	5.74	133.97	126.50
30	B8	33	ASN	N-CA-C	-5.74	95.50	111.00
31	BA	175	G	N7-C8-N9	5.74	115.97	113.10
31	DA	1611	C	N3-C4-C5	5.74	124.20	121.90
31	DA	2429	G	C8-N9-C4	-5.74	104.10	106.40
31	BA	1621	U	N3-C4-C5	-5.74	111.16	114.60
31	BA	2552	U	N1-C2-O2	-5.74	118.78	122.80
31	BA	193	U	N1-C2-O2	-5.74	118.78	122.80
31	DA	732	C	C2-N1-C1'	-5.74	112.49	118.80
31	DA	2454	G	C5-C6-N1	-5.74	108.63	111.50
31	BA	814	C	N3-C4-C5	5.74	124.19	121.90
31	BA	2059	A	N1-C6-N6	5.74	122.04	118.60
31	BA	175	G	C8-N9-C4	-5.73	104.11	106.40
31	BA	512	G	C5-N7-C8	-5.73	101.43	104.30
31	DA	2409	G	N1-C6-O6	5.73	123.34	119.90
31	DA	528	A	N1-C6-N6	5.73	122.04	118.60
31	DA	2779	U	N3-C2-O2	-5.73	118.19	122.20
31	BA	845	G	C4-C5-N7	5.73	113.09	110.80

Continued on next page...

Continued from previous page...

Mol	Chain	Res	Type	Atoms	Z	Observed(°)	Ideal(°)
31	DA	2588	G	C8-N9-C4	5.73	108.69	106.40
31	BA	205	G	N3-C2-N2	5.72	123.91	119.90
31	BA	1382	G	N3-C4-C5	5.72	131.46	128.60
31	DA	2540	C	C2-N3-C4	-5.72	117.04	119.90
31	BA	2455	G	C6-C5-N7	-5.72	126.97	130.40
31	BA	2346	A	C8-N9-C4	-5.72	103.51	105.80
31	BA	2476	A	N3-C4-C5	-5.72	122.80	126.80
1	CA	886	G	N3-C2-N2	5.71	123.90	119.90
31	DA	2252	G	C2-N3-C4	-5.71	109.04	111.90
31	DA	656	G	C6-C5-N7	-5.71	126.97	130.40
31	DA	1813	G	C8-N9-C4	5.71	108.69	106.40
43	DR	4	LEU	CA-CB-CG	5.71	128.44	115.30
31	DA	202	U	C6-N1-C2	5.71	124.43	121.00
31	BA	463	G	N1-C6-O6	-5.71	116.47	119.90
31	BA	561	G	C5-C6-O6	-5.71	125.17	128.60
31	BA	2587	A	C5-N7-C8	5.71	106.75	103.90
31	BA	2689	U	N1-C2-N3	5.71	118.33	114.90
31	DA	814	C	C6-N1-C2	5.71	122.58	120.30
31	BA	2016	U	C5-C6-N1	-5.71	119.85	122.70
31	BA	847	U	N3-C4-O4	-5.70	115.41	119.40
31	BA	2518	A	C8-N9-C4	-5.70	103.52	105.80
31	DA	2713	A	N3-C4-C5	5.70	130.79	126.80
31	BA	2246	G	N7-C8-N9	-5.70	110.25	113.10
31	DA	2715	C	C6-N1-C2	5.70	122.58	120.30
31	BA	1617	C	C2-N3-C4	-5.70	117.05	119.90
31	DA	1647	G	N7-C8-N9	-5.70	110.25	113.10
31	BA	1672	C	C5-C4-N4	-5.69	116.22	120.20
31	DA	1649	G	C5-C6-N1	5.69	114.35	111.50
31	BA	2440	C	N1-C2-O2	5.69	122.32	118.90
31	BA	2575	C	C5-C6-N1	-5.69	118.15	121.00
31	DA	484	C	C6-N1-C2	5.69	122.58	120.30
41	BP	59	LEU	N-CA-C	-5.69	95.64	111.00
31	DA	656	G	N3-C4-N9	5.69	129.41	126.00
31	DA	755	C	N3-C2-O2	5.69	125.88	121.90
31	DA	1789	A	N7-C8-N9	-5.69	110.95	113.80
32	DB	85	G	C6-C5-N7	-5.69	126.99	130.40
31	BA	774	A	C3'-C2'-C1'	5.69	106.05	101.50
31	BA	1635	G	C4-N9-C1'	5.69	133.90	126.50
31	DA	679	C	C2-N1-C1'	-5.69	112.54	118.80
31	DA	755	C	C6-N1-C2	5.69	122.57	120.30
31	BA	1830	C	N1-C2-O2	-5.68	115.49	118.90
31	DA	690	G	N7-C8-N9	-5.68	110.26	113.10

Continued on next page...

Continued from previous page...

Mol	Chain	Res	Type	Atoms	Z	Observed(°)	Ideal(°)
31	BA	2447	G	C3'-C2'-C1'	-5.68	96.96	101.50
31	BA	2784	C	N3-C4-C5	5.68	124.17	121.90
31	DA	71	A	C6-C5-N7	-5.68	128.32	132.30
32	BB	102	A	C8-N9-C4	5.68	108.07	105.80
31	DA	2440	C	C5-C4-N4	5.68	124.17	120.20
31	BA	141	A	C5-C6-N6	-5.67	119.16	123.70
31	BA	472	A	C4'-C3'-C2'	5.67	108.28	102.60
31	BA	543	C	N3-C4-N4	5.67	121.97	118.00
31	BA	1131	G	C8-N9-C4	5.67	108.67	106.40
31	BA	1157	G	N1-C2-N2	-5.67	111.09	116.20
31	BA	1496	A	N7-C8-N9	5.67	116.64	113.80
31	BA	1617	C	N3-C4-C5	5.67	124.17	121.90
31	BA	2776	A	C6-N1-C2	-5.67	115.20	118.60
31	DA	2522	U	C5-C6-N1	-5.67	119.86	122.70
31	BA	734	A	N1-C6-N6	5.67	122.00	118.60
31	DA	1325	G	C5-C6-O6	-5.67	125.20	128.60
31	DA	1543	C	C6-N1-C2	-5.67	118.03	120.30
31	BA	179	G	N1-C6-O6	5.67	123.30	119.90
31	BA	1992	G	C8-N9-C4	-5.67	104.13	106.40
31	BA	2065	C	C6-N1-C2	5.67	122.57	120.30
31	BA	2725	A	C2-N3-C4	-5.66	107.77	110.60
31	BA	2840	C	N1-C2-O2	-5.66	115.50	118.90
31	DA	1558	A	C5-C6-N1	-5.66	114.87	117.70
31	BA	2028	U	N3-C4-C5	-5.66	111.20	114.60
31	DA	942	G	N9-C4-C5	5.66	107.66	105.40
31	DA	1681	G	N3-C4-C5	5.66	131.43	128.60
1	AA	320	C	C6-N1-C2	5.66	122.56	120.30
51	BZ	110	GLY	N-CA-C	-5.66	98.96	113.10
31	DA	142	A	C8-N9-C4	-5.66	103.54	105.80
31	DA	1204	A	C3'-C2'-C1'	-5.66	96.98	101.50
31	DA	1829	A	C2-N3-C4	-5.66	107.77	110.60
31	BA	1241	A	C5-C6-N1	-5.65	114.87	117.70
31	BA	531	C	C6-N1-C2	5.65	122.56	120.30
51	BZ	86	VAL	CB-CA-C	-5.65	100.66	111.40
31	BA	991	C	C5-C6-N1	-5.65	118.17	121.00
31	DA	1767	C	C4-C5-C6	5.65	120.22	117.40
31	DA	2383	G	N3-C4-C5	-5.65	125.78	128.60
31	BA	860	U	N1-C2-O2	5.65	126.75	122.80
31	BA	2494	G	N1-C6-O6	5.65	123.29	119.90
31	BA	2661	G	C4-N9-C1'	5.65	133.84	126.50
31	DA	1325	G	N3-C4-C5	-5.65	125.78	128.60
31	BA	62	C	C5-C6-N1	-5.65	118.18	121.00

Continued on next page...

Continued from previous page...

Mol	Chain	Res	Type	Atoms	Z	Observed(°)	Ideal(°)
31	BA	1496	A	C6-C5-N7	-5.64	128.35	132.30
31	BA	2609	U	N1-C2-O2	-5.64	118.85	122.80
31	DA	1455	G	N3-C4-C5	-5.64	125.78	128.60
1	AA	1442	G	C4-N9-C1'	5.64	133.83	126.50
31	BA	86	C	C2-N3-C4	-5.64	117.08	119.90
31	BA	2225	A	C8-N9-C4	-5.64	103.54	105.80
34	BE	159	HIS	CB-CA-C	5.64	121.68	110.40
31	BA	1268	A	C5-C6-N1	-5.64	114.88	117.70
31	BA	2619	C	N3-C2-O2	5.64	125.85	121.90
31	DA	330	A	N9-C4-C5	-5.64	103.55	105.80
31	BA	175	G	C4-N9-C1'	5.63	133.82	126.50
31	BA	1567	A	N1-C6-N6	5.63	121.98	118.60
31	BA	2489	G	C5-C6-O6	-5.63	125.22	128.60
31	DA	2007	C	N1-C2-O2	-5.63	115.52	118.90
31	BA	1959	G	N1-C6-O6	-5.63	116.52	119.90
31	DA	2510	C	N1-C2-O2	-5.63	115.52	118.90
31	BA	141	A	C8-N9-C4	-5.63	103.55	105.80
31	BA	1937	A	N1-C6-N6	5.63	121.98	118.60
31	BA	2544	G	C5-C6-N1	-5.63	108.69	111.50
31	DA	339	U	N3-C2-O2	5.63	126.14	122.20
31	DA	2263	C	N1-C2-O2	-5.62	115.53	118.90
31	DA	2475	C	C6-N1-C1'	-5.62	114.05	120.80
31	DA	13	A	N9-C4-C5	5.62	108.05	105.80
31	BA	1208	C	N3-C2-O2	-5.62	117.97	121.90
31	BA	808	G	C2-N3-C4	5.62	114.71	111.90
31	DA	2441	C	C5-C6-N1	-5.62	118.19	121.00
1	AA	107	G	C8-N9-C4	5.62	108.65	106.40
31	BA	676	A	N1-C2-N3	5.62	132.11	129.30
31	DA	933	A	C6-C5-N7	-5.62	128.37	132.30
31	BA	777	A	N9-C4-C5	5.61	108.05	105.80
31	BA	1030	G	N1-C2-N2	-5.61	111.15	116.20
31	DA	1674	G	C4-N9-C1'	5.61	133.80	126.50
31	DA	2037	G	N3-C4-N9	5.61	129.37	126.00
31	DA	748	G	C4-N9-C1'	-5.61	119.21	126.50
31	DA	2438	U	C6-N1-C2	5.61	124.36	121.00
31	DA	2253	G	C5-C6-O6	-5.61	125.24	128.60
31	BA	2032	G	N1-C2-N3	5.60	127.26	123.90
1	CA	34	C	N3-C4-C5	5.60	124.14	121.90
32	DB	105	A	C8-N9-C4	5.60	108.04	105.80
31	BA	2430	A	N1-C2-N3	5.60	132.10	129.30
31	BA	2742	C	C5-C6-N1	-5.60	118.20	121.00
1	AA	917	G	C8-N9-C4	-5.59	104.16	106.40

Continued on next page...

Continued from previous page...

Mol	Chain	Res	Type	Atoms	Z	Observed(°)	Ideal(°)
31	BA	329	G	N1-C6-O6	5.59	123.26	119.90
31	BA	1999	C	N1-C2-O2	-5.59	115.54	118.90
31	DA	1641	A	N1-C2-N3	5.59	132.10	129.30
31	BA	569	U	C6-N1-C2	5.59	124.36	121.00
31	BA	2392	A	N3-C4-C5	5.59	130.72	126.80
31	DA	2041	U	C5-C6-N1	-5.59	119.90	122.70
31	BA	409	C	N3-C4-C5	5.59	124.14	121.90
31	DA	2245	U	N3-C4-C5	-5.59	111.25	114.60
31	BA	1742	G	N1-C6-O6	5.59	123.25	119.90
31	DA	1938	A	C4-C5-C6	5.58	119.79	117.00
31	BA	2330	G	C2-N3-C4	-5.58	109.11	111.90
31	BA	2713	A	N7-C8-N9	5.58	116.59	113.80
31	DA	148	C	C6-N1-C2	5.58	122.53	120.30
31	DA	2598	A	C8-N9-C4	5.58	108.03	105.80
31	BA	1222	C	C6-N1-C2	5.58	122.53	120.30
31	DA	1966	A	C8-N9-C4	5.58	108.03	105.80
31	BA	261	G	C5-C6-O6	-5.58	125.25	128.60
31	BA	1630	G	N1-C6-O6	-5.58	116.55	119.90
31	BA	1992	G	N3-C4-N9	5.58	129.35	126.00
31	BA	2432	A	N1-C6-N6	5.58	121.95	118.60
31	DA	933	A	C5-N7-C8	-5.58	101.11	103.90
31	BA	2822	G	N3-C2-N2	-5.58	116.00	119.90
31	BA	1332	G	C8-N9-C4	-5.58	104.17	106.40
31	DA	141	A	C6-C5-N7	-5.58	128.40	132.30
31	DA	1122	G	C5-C6-O6	-5.58	125.25	128.60
31	DA	531	C	C2-N3-C4	-5.57	117.11	119.90
31	DA	1021	A	N7-C8-N9	5.57	116.59	113.80
31	DA	1674	G	C8-N9-C1'	-5.57	119.76	127.00
31	BA	523	C	C6-N1-C2	5.57	122.53	120.30
31	BA	1382	G	C8-N9-C4	5.57	108.63	106.40
31	BA	2499	C	C2-N1-C1'	5.57	124.93	118.80
31	DA	2440	C	C4-C5-C6	5.57	120.19	117.40
31	DA	2420	C	C6-N1-C2	5.57	122.53	120.30
31	BA	238	C	N1-C2-O2	-5.57	115.56	118.90
31	DA	1855	G	C5-C6-O6	-5.57	125.26	128.60
31	BA	193	U	N3-C4-C5	-5.57	111.26	114.60
31	BA	1616	A	C4-C5-C6	5.57	119.78	117.00
31	BA	2681	C	N3-C4-N4	-5.57	114.10	118.00
31	DA	2725	A	C2-N3-C4	-5.57	107.82	110.60
31	DA	2742	C	C2-N1-C1'	-5.57	112.68	118.80
32	DB	44	G	C4-N9-C1'	-5.57	119.27	126.50
31	DA	2061	G	C6-N1-C2	-5.56	121.76	125.10

Continued on next page...

Continued from previous page...

Mol	Chain	Res	Type	Atoms	Z	Observed(°)	Ideal(°)
32	DB	85	G	C4-N9-C1'	5.56	133.73	126.50
1	AA	896	C	C6-N1-C2	5.56	122.52	120.30
28	B6	11	LEU	CA-CB-CG	5.56	128.09	115.30
31	DA	2859	G	C8-N9-C4	-5.56	104.18	106.40
31	BA	2082	A	C5-C6-N6	-5.56	119.25	123.70
31	DA	621	A	N1-C6-N6	5.56	121.93	118.60
31	BA	2724	C	N3-C2-O2	5.55	125.79	121.90
31	DA	2598	A	N9-C4-C5	-5.55	103.58	105.80
31	BA	2327	A	C8-N9-C4	5.55	108.02	105.80
31	DA	2050	C	C5-C6-N1	-5.55	118.22	121.00
31	BA	736	C	N1-C2-O2	-5.55	115.57	118.90
31	DA	535	C	C5-C6-N1	-5.55	118.23	121.00
32	BB	81	G	N9-C4-C5	-5.54	103.18	105.40
31	DA	794	G	C8-N9-C4	5.54	108.62	106.40
31	BA	1674	G	N3-C4-N9	5.54	129.32	126.00
31	DA	1237	A	C8-N9-C4	5.54	108.02	105.80
31	DA	1950	G	C5-C6-N1	-5.54	108.73	111.50
31	BA	2014	A	N7-C8-N9	-5.54	111.03	113.80
31	DA	774	A	C3'-C2'-C1'	5.54	105.93	101.50
31	DA	2287	A	C2-N3-C4	-5.54	107.83	110.60
31	DA	188	G	C5-N7-C8	-5.54	101.53	104.30
31	BA	571	A	N1-C6-N6	5.53	121.92	118.60
31	BA	1015	G	N3-C4-C5	-5.53	125.83	128.60
31	DA	1616	A	C4-C5-N7	5.53	113.47	110.70
31	DA	205	G	N3-C4-N9	5.53	129.32	126.00
31	DA	1349	A	C5-N7-C8	-5.53	101.14	103.90
31	DA	2681	C	N3-C4-N4	-5.53	114.13	118.00
31	BA	1496	A	N1-C6-N6	5.53	121.92	118.60
31	BA	1649	G	N7-C8-N9	5.53	115.86	113.10
32	BB	104	U	C2-N3-C4	-5.53	123.68	127.00
1	CA	770	C	C5-C6-N1	-5.53	118.24	121.00
31	BA	142	A	C8-N9-C4	-5.53	103.59	105.80
31	BA	2547	U	C2-N3-C4	-5.53	123.69	127.00
49	DX	57	LEU	CA-CB-CG	5.53	128.01	115.30
50	DY	46	LYS	N-CA-C	5.53	125.92	111.00
31	BA	1652	A	C4'-C3'-C2'	5.52	108.12	102.60
31	BA	2083	G	C5-C6-O6	-5.52	125.29	128.60
31	DA	130	C	N3-C4-C5	5.52	124.11	121.90
31	DA	2437	U	C4-C5-C6	5.52	123.01	119.70
31	BA	2202	C	C6-N1-C2	5.52	122.51	120.30
32	BB	81	G	C8-N9-C4	-5.52	104.19	106.40
31	DA	2346	A	C4-C5-C6	5.52	119.76	117.00

Continued on next page...

Continued from previous page...

Mol	Chain	Res	Type	Atoms	Z	Observed(°)	Ideal(°)
31	BA	205	G	N9-C4-C5	-5.52	103.19	105.40
31	BA	763	G	N9-C4-C5	5.51	107.61	105.40
31	DA	627	A	C8-N9-C4	5.51	108.01	105.80
31	BA	2037	G	N3-C4-N9	5.51	129.31	126.00
31	BA	2616	C	N1-C2-N3	5.51	123.06	119.20
1	CA	354	G	N3-C4-N9	5.51	129.31	126.00
31	DA	2045	C	C5-C6-N1	-5.51	118.24	121.00
31	BA	1899	G	N3-C2-N2	-5.51	116.04	119.90
31	BA	2481	G	N1-C6-O6	5.51	123.21	119.90
32	BB	85	G	C8-N9-C1'	-5.51	119.83	127.00
31	BA	582	G	C5-C6-N1	-5.51	108.75	111.50
31	BA	1325	G	C6-C5-N7	-5.51	127.09	130.40
31	BA	2056	G	C8-N9-C4	5.51	108.60	106.40
31	DA	1955	U	C6-N1-C2	5.51	124.31	121.00
31	BA	850	C	C6-N1-C2	5.51	122.50	120.30
31	BA	945	A	O4'-C1'-N9	5.50	112.60	108.20
31	DA	624	C	C6-N1-C2	5.50	122.50	120.30
31	DA	676	A	N1-C2-N3	5.50	132.05	129.30
31	BA	729	G	N1-C6-O6	5.50	123.20	119.90
31	BA	1806	C	N1-C2-O2	-5.50	115.60	118.90
31	BA	2040	C	C5-C6-N1	-5.50	118.25	121.00
31	BA	2619	C	N1-C2-O2	-5.50	115.60	118.90
31	DA	193	U	C5-C6-N1	-5.50	119.95	122.70
31	DA	2292	C	N3-C4-C5	5.50	124.10	121.90
31	DA	2394	C	C5-C6-N1	-5.50	118.25	121.00
31	DA	2726	U	C5-C6-N1	-5.50	119.95	122.70
31	BA	1033	U	C6-N1-C1'	-5.50	113.51	121.20
31	DA	1496	A	C6-C5-N7	-5.50	128.45	132.30
31	DA	2469	A	C4-N9-C1'	5.50	136.19	126.30
31	BA	762	U	N3-C4-O4	5.49	123.25	119.40
31	DA	1779	U	C6-N1-C1'	5.49	128.89	121.20
31	DA	1792	G	C5-C6-O6	5.49	131.90	128.60
31	BA	1200	C	N1-C2-O2	-5.49	115.61	118.90
31	BA	1381	G	N7-C8-N9	5.49	115.85	113.10
31	DA	621	A	C5-C6-N1	-5.49	114.95	117.70
31	BA	2823	A	N7-C8-N9	5.49	116.55	113.80
31	DA	810	U	N1-C2-O2	-5.49	118.96	122.80
31	DA	141	A	C5-N7-C8	-5.49	101.16	103.90
31	DA	1266	G	C8-N9-C4	5.49	108.59	106.40
31	DA	2697	G	C8-N9-C4	5.49	108.59	106.40
31	DA	2395	C	C6-N1-C2	-5.48	118.11	120.30
1	AA	106	C	C6-N1-C2	5.48	122.49	120.30

Continued on next page...

Continued from previous page...

Mol	Chain	Res	Type	Atoms	Z	Observed(°)	Ideal(°)
31	BA	1616	A	C4-N9-C1'	5.48	136.17	126.30
31	DA	2449	U	C5-C4-O4	-5.48	122.61	125.90
31	BA	1979	C	C2-N3-C4	-5.48	117.16	119.90
31	DA	1204	A	C5-C6-N1	-5.48	114.96	117.70
31	DA	2247	A	C2-N3-C4	-5.48	107.86	110.60
31	DA	529	A	N1-C6-N6	5.47	121.89	118.60
31	DA	530	G	N1-C2-N2	-5.47	111.27	116.20
31	DA	2688	U	N3-C4-O4	-5.47	115.57	119.40
31	BA	1786	A	C4-C5-N7	5.47	113.44	110.70
31	BA	2575	C	C6-N1-C2	5.47	122.49	120.30
1	CA	1484	C	C2-N1-C1'	-5.47	112.78	118.80
31	BA	671	C	C4-C5-C6	5.47	120.13	117.40
31	BA	1200	C	C2-N3-C4	-5.47	117.17	119.90
32	BB	81	G	N3-C2-N2	5.47	123.73	119.90
31	BA	300	A	C6-C5-N7	-5.46	128.47	132.30
31	DA	566	U	C2-N3-C4	-5.46	123.72	127.00
31	BA	1012	U	N3-C2-O2	-5.46	118.38	122.20
31	BA	1407	C	C5-C6-N1	5.46	123.73	121.00
31	DA	847	U	N3-C4-O4	-5.46	115.58	119.40
31	DA	1350	C	N1-C2-O2	-5.46	115.62	118.90
31	BA	333	G	N1-C6-O6	5.46	123.17	119.90
31	DA	2776	A	C5-C6-N6	-5.46	119.33	123.70
31	BA	1022	G	N1-C2-N3	5.46	127.17	123.90
31	BA	1641	A	C8-N9-C4	-5.46	103.62	105.80
31	BA	2383	G	N3-C4-C5	-5.45	125.87	128.60
31	DA	1697	G	N1-C6-O6	5.45	123.17	119.90
31	DA	1840	G	C5-C6-O6	-5.45	125.33	128.60
31	DA	1981	A	C4-C5-N7	5.45	113.43	110.70
31	DA	300	A	C5-C6-N6	-5.45	119.34	123.70
31	BA	783	A	N3-C4-N9	-5.45	123.04	127.40
31	BA	1938	A	C4-C5-C6	5.45	119.73	117.00
31	DA	558	G	N7-C8-N9	-5.45	110.38	113.10
31	DA	1349	A	N1-C6-N6	5.45	121.87	118.60
31	BA	945	A	C6-N1-C2	-5.45	115.33	118.60
1	CA	398	C	C6-N1-C2	5.45	122.48	120.30
31	DA	647	G	C4-N9-C1'	5.45	133.58	126.50
31	DA	945	A	N1-C2-N3	5.45	132.02	129.30
31	BA	1303	G	C8-N9-C4	5.45	108.58	106.40
31	BA	1641	A	N1-C2-N3	5.45	132.02	129.30
31	BA	1762	A	N7-C8-N9	5.45	116.52	113.80
31	DA	1528	A	C8-N9-C4	-5.45	103.62	105.80
31	BA	283	A	C8-N9-C4	-5.44	103.62	105.80

Continued on next page...

Continued from previous page...

Mol	Chain	Res	Type	Atoms	Z	Observed(°)	Ideal(°)
31	BA	613	G	N3-C2-N2	-5.44	116.09	119.90
31	BA	1015	G	C6-C5-N7	-5.44	127.14	130.40
31	BA	2318	G	C8-N9-C1'	-5.44	119.93	127.00
31	DA	1496	A	C4-N9-C1'	5.44	136.09	126.30
31	DA	2444	G	N1-C2-N3	5.44	127.17	123.90
31	BA	828	U	C5-C4-O4	5.44	129.16	125.90
31	DA	811	U	N3-C4-O4	-5.44	115.59	119.40
31	BA	242	G	N3-C2-N2	5.44	123.71	119.90
31	BA	748	G	N1-C6-O6	-5.44	116.64	119.90
31	BA	1779	U	N1-C2-N3	5.44	118.16	114.90
31	BA	2820	A	C2-N3-C4	-5.44	107.88	110.60
1	CA	895	G	C5-C6-O6	-5.44	125.34	128.60
31	DA	768	G	C2-N3-C4	-5.44	109.18	111.90
31	BA	1381	G	C4-C5-C6	5.43	122.06	118.80
31	DA	707	G	C4-N9-C1'	5.43	133.56	126.50
31	DA	1027	A	C6-N1-C2	-5.43	115.34	118.60
31	DA	1406	U	C5-C4-O4	-5.43	122.64	125.90
31	DA	2329	G	C4-C5-N7	-5.43	108.63	110.80
1	CA	320	C	C6-N1-C2	5.43	122.47	120.30
31	BA	2475	C	C6-N1-C1'	-5.43	114.28	120.80
30	B8	44	LYS	CD-CE-NZ	5.43	124.18	111.70
31	BA	22	C	C5-C6-N1	-5.43	118.29	121.00
31	DA	1973	G	N1-C6-O6	-5.43	116.64	119.90
27	B5	40	LYS	CD-CE-NZ	5.43	124.18	111.70
31	BA	53	A	C6-N1-C2	-5.43	115.34	118.60
31	BA	2040	C	C2-N3-C4	-5.43	117.19	119.90
31	BA	2476	A	C5-C6-N1	5.43	120.41	117.70
31	DA	586	A	C8-N9-C4	5.43	107.97	105.80
51	DZ	110	GLY	N-CA-C	-5.43	99.53	113.10
31	DA	1648	C	N1-C2-O2	-5.42	115.64	118.90
31	BA	694	U	N3-C2-O2	-5.42	118.40	122.20
31	DA	2025	C	C5-C6-N1	-5.42	118.29	121.00
31	DA	2447	G	C3'-C2'-C1'	-5.42	97.16	101.50
31	BA	676	A	N9-C4-C5	-5.42	103.63	105.80
31	BA	1325	G	N1-C6-O6	5.42	123.15	119.90
31	BA	1350	C	N1-C2-O2	-5.42	115.65	118.90
31	BA	1189	A	N1-C6-N6	5.42	121.85	118.60
27	D5	4	HIS	C-N-CD	5.42	139.78	128.40
31	DA	461	C	N3-C2-O2	5.42	125.69	121.90
31	DA	2881	C	N1-C2-O2	-5.42	115.65	118.90
31	BA	330	A	C4-C5-N7	5.42	113.41	110.70
31	BA	1190	G	C8-N9-C4	-5.42	104.23	106.40

Continued on next page...

Continued from previous page...

Mol	Chain	Res	Type	Atoms	Z	Observed(°)	Ideal(°)
31	BA	528	A	C4-C5-N7	5.41	113.41	110.70
31	BA	2569	G	C6-C5-N7	-5.41	127.15	130.40
1	CA	1432	G	C8-N9-C4	-5.41	104.23	106.40
31	BA	474	G	N1-C6-O6	-5.41	116.65	119.90
31	DA	2429	G	N9-C4-C5	5.41	107.56	105.40
31	DA	2008	C	C4-C5-C6	5.41	120.11	117.40
31	BA	530	G	C4-C5-N7	5.41	112.96	110.80
31	DA	213	A	C8-N9-C4	5.41	107.96	105.80
31	DA	2688	U	C5-C4-O4	5.41	129.15	125.90
31	BA	679	C	N1-C2-O2	-5.41	115.66	118.90
1	AA	117	G	C6-C5-N7	-5.41	127.16	130.40
31	DA	353	G	C5-C6-O6	-5.41	125.36	128.60
31	DA	1343	G	N3-C4-N9	5.41	129.24	126.00
31	BA	1315	C	C5-C4-N4	5.40	123.98	120.20
31	DA	2442	C	C5-C6-N1	-5.40	118.30	121.00
31	DA	2661	G	C4-N9-C1'	5.40	133.52	126.50
31	BA	474	G	C5-C6-O6	5.40	131.84	128.60
31	BA	128	C	N1-C2-O2	-5.40	115.66	118.90
31	BA	794	G	C5-C6-O6	5.39	131.84	128.60
31	DA	1772	G	C8-N9-C4	5.39	108.56	106.40
31	DA	1786	A	C5-C6-N6	-5.39	119.39	123.70
31	BA	707	G	C4-N9-C1'	5.39	133.51	126.50
31	BA	2429	G	N9-C4-C5	5.39	107.56	105.40
31	BA	2455	G	N1-C6-O6	5.39	123.14	119.90
31	BA	2594	C	C5-C4-N4	-5.39	116.42	120.20
31	DA	1021	A	C4-C5-N7	5.39	113.40	110.70
31	BA	2616	C	N1-C2-O2	-5.39	115.67	118.90
32	BB	85	G	C4-N9-C1'	5.39	133.51	126.50
31	DA	543	C	N3-C4-N4	5.39	121.77	118.00
31	BA	214	G	C8-N9-C4	5.38	108.55	106.40
31	BA	2436	G	C5-C6-N1	-5.38	108.81	111.50
31	BA	949	C	C6-N1-C2	5.38	122.45	120.30
31	BA	1286	A	C5-C6-N6	5.38	128.01	123.70
31	BA	481	G	C4-N9-C1'	5.38	133.50	126.50
31	DA	139(A)	G	C8-N9-C4	-5.38	104.25	106.40
1	AA	639	G	N1-C6-O6	-5.38	116.67	119.90
31	BA	1241	A	C6-C5-N7	-5.38	128.53	132.30
31	DA	784	A	C4-N9-C1'	-5.38	116.62	126.30
31	BA	353	G	C6-C5-N7	-5.38	127.17	130.40
31	DA	2364	C	C5-C6-N1	-5.38	118.31	121.00
31	DA	2383	G	N3-C4-N9	5.38	129.23	126.00
31	BA	2609	U	C2-N1-C1'	-5.38	111.25	117.70

Continued on next page...

Continued from previous page...

Mol	Chain	Res	Type	Atoms	Z	Observed(°)	Ideal(°)
31	BA	2705	A	N7-C8-N9	-5.38	111.11	113.80
31	BA	2759	G	C8-N9-C4	-5.38	104.25	106.40
31	BA	2448	A	C5-C6-N1	5.37	120.39	117.70
31	BA	2713	A	N3-C4-C5	5.37	130.56	126.80
1	CA	1442	G	C4-N9-C1'	5.37	133.49	126.50
47	BV	40	LEU	CA-CB-CG	5.37	127.65	115.30
31	BA	678	C	C2-N3-C4	-5.37	117.22	119.90
31	DA	1029	A	N1-C6-N6	5.37	121.82	118.60
31	BA	2662	A	O4'-C1'-N9	5.37	112.50	108.20
31	BA	2383	G	C8-N9-C1'	-5.37	120.02	127.00
31	DA	2741	A	C8-N9-C4	5.37	107.95	105.80
31	DA	141	A	N7-C8-N9	5.37	116.48	113.80
31	DA	2504	U	C5-C6-N1	-5.37	120.02	122.70
31	BA	1678	G	N3-C4-C5	5.36	131.28	128.60
31	DA	1828	G	N9-C4-C5	5.36	107.55	105.40
31	BA	2421	G	C5-C6-O6	-5.36	125.38	128.60
31	BA	2547	U	C6-N1-C2	5.36	124.22	121.00
31	DA	1496	A	C8-N9-C4	-5.36	103.66	105.80
31	BA	599	G	C8-N9-C4	5.36	108.54	106.40
31	BA	784	A	N3-C4-N9	-5.36	123.11	127.40
31	BA	1991	U	N1-C2-O2	-5.36	119.05	122.80
31	BA	179	G	C2-N3-C4	-5.36	109.22	111.90
31	BA	300	A	C5-C6-N6	-5.36	119.41	123.70
31	BA	707	G	C6-C5-N7	-5.36	127.19	130.40
31	DA	2540	C	C6-N1-C2	5.36	122.44	120.30
31	BA	478	A	C4-C5-C6	5.35	119.68	117.00
31	DA	671	C	C4-C5-C6	5.35	120.08	117.40
31	DA	1974	C	C6-N1-C2	5.35	122.44	120.30
31	BA	1826	G	N3-C4-C5	-5.35	125.92	128.60
31	DA	1902	C	N3-C4-N4	-5.35	114.25	118.00
31	BA	528	A	C6-N1-C2	5.35	121.81	118.60
31	BA	736	C	N3-C2-O2	5.35	125.64	121.90
31	BA	1017	G	N1-C6-O6	5.35	123.11	119.90
31	BA	2042	A	C2-N3-C4	-5.35	107.93	110.60
23	D1	55	GLY	N-CA-C	-5.35	99.72	113.10
31	DA	2609	U	C2-N1-C1'	-5.35	111.28	117.70
31	BA	2489	G	N3-C4-N9	5.35	129.21	126.00
43	BR	18	LEU	CB-CG-CD1	-5.35	101.91	111.00
31	DA	1983	C	N1-C2-O2	-5.35	115.69	118.90
31	DA	2464	C	N3-C4-C5	5.35	124.04	121.90
31	BA	122	G	N1-C6-O6	5.35	123.11	119.90
31	BA	1381	G	N3-C4-C5	-5.35	125.93	128.60

Continued on next page...

Continued from previous page...

Mol	Chain	Res	Type	Atoms	Z	Observed(°)	Ideal(°)
31	BA	1793	C	N1-C2-O2	-5.34	115.69	118.90
31	BA	2496	C	N3-C4-C5	5.34	124.04	121.90
31	BA	2821	A	C6-C5-N7	-5.34	128.56	132.30
31	DA	330	A	C4-C5-N7	5.34	113.37	110.70
31	DA	1286	A	N1-C6-N6	-5.34	115.39	118.60
31	DA	531	C	C2-N1-C1'	-5.34	112.92	118.80
31	DA	1617	C	N1-C2-O2	-5.34	115.69	118.90
1	AA	1459	C	C6-N1-C2	5.34	122.44	120.30
31	BA	784	A	C5-C6-N6	5.34	127.97	123.70
32	BB	44	G	C4-N9-C1'	-5.34	119.56	126.50
31	DA	1758	G	N3-C4-N9	-5.34	122.80	126.00
31	BA	801	G	N1-C2-N2	-5.34	111.40	116.20
31	BA	2363	C	C2-N1-C1'	-5.34	112.93	118.80
31	DA	1930	G	N7-C8-N9	-5.34	110.43	113.10
31	BA	1286	A	N1-C2-N3	5.33	131.97	129.30
31	DA	489	G	N3-C4-N9	-5.33	122.80	126.00
31	DA	572	A	C5-N7-C8	5.33	106.57	103.90
31	BA	57	C	N1-C2-N3	-5.33	115.47	119.20
31	BA	222	A	N9-C4-C5	5.33	107.93	105.80
31	DA	481	G	N7-C8-N9	5.33	115.77	113.10
31	BA	2037	G	C8-N9-C1'	-5.33	120.07	127.00
1	CA	117	G	C6-C5-N7	-5.33	127.20	130.40
31	DA	1992	G	N3-C4-N9	5.33	129.20	126.00
31	DA	1997	G	N1-C2-N2	-5.33	111.41	116.20
31	BA	956	G	C5-C6-N1	-5.33	108.84	111.50
31	BA	1121	C	N3-C4-C5	5.33	124.03	121.90
31	DA	1786	A	C5-C6-N1	-5.33	115.04	117.70
31	BA	529	A	C5-N7-C8	-5.33	101.24	103.90
31	BA	1987	G	C8-N9-C4	-5.33	104.27	106.40
31	BA	1230	C	N1-C2-O2	-5.32	115.70	118.90
31	BA	2489	G	N1-C6-O6	5.32	123.09	119.90
31	DA	788	A	C6-C5-N7	-5.32	128.57	132.30
31	BA	2007	C	N1-C2-O2	-5.32	115.71	118.90
31	DA	1529	G	C8-N9-C1'	-5.32	120.08	127.00
31	DA	1647	G	N1-C2-N2	5.32	120.99	116.20
31	BA	844	C	N1-C2-O2	-5.32	115.71	118.90
31	BA	1983	C	N1-C2-O2	-5.32	115.71	118.90
31	BA	2231	C	C2-N3-C4	-5.32	117.24	119.90
31	DA	1790	C	N1-C2-O2	-5.32	115.71	118.90
31	DA	1899	G	N9-C4-C5	5.32	107.53	105.40
31	DA	2440	C	N3-C4-N4	-5.32	114.28	118.00
31	BA	529	A	N1-C6-N6	5.32	121.79	118.60

Continued on next page...

Continued from previous page...

Mol	Chain	Res	Type	Atoms	Z	Observed(°)	Ideal(°)
31	BA	697	C	N1-C2-O2	-5.32	115.71	118.90
31	BA	1142(A)	A	C6-C5-N7	-5.32	128.58	132.30
31	DA	1269	A	C2-N3-C4	-5.32	107.94	110.60
31	BA	1496	A	C4-N9-C1'	5.31	135.86	126.30
31	BA	1620	G	C8-N9-C4	5.31	108.53	106.40
31	BA	1800	C	N1-C2-O2	-5.31	115.71	118.90
31	BA	2776	A	C6-C5-N7	-5.31	128.58	132.30
31	DA	874	G	C8-N9-C4	5.31	108.53	106.40
31	DA	2661	G	N3-C4-C5	-5.31	125.94	128.60
31	BA	2662	A	N9-C1'-C2'	5.31	120.90	114.00
31	DA	98	G	C8-N9-C4	5.31	108.52	106.40
31	DA	1332	G	N9-C4-C5	-5.31	103.28	105.40
31	DA	2063	C	C5-C4-N4	-5.31	116.48	120.20
32	DB	5	C	C6-N1-C2	5.31	122.42	120.30
31	BA	1828	G	N3-C2-N2	-5.31	116.18	119.90
31	DA	330	A	N1-C6-N6	5.31	121.79	118.60
31	DA	2256	G	C5-C6-O6	-5.31	125.41	128.60
31	DA	2283	C	N3-C4-C5	5.31	124.02	121.90
31	BA	2606	C	C6-N1-C2	5.31	122.42	120.30
31	DA	2006	C	C5-C4-N4	-5.31	116.48	120.20
31	DA	798	G	C2-N3-C4	-5.31	109.25	111.90
31	DA	2550	G	C6-C5-N7	-5.31	127.22	130.40
31	BA	370	G	C8-N9-C4	-5.30	104.28	106.40
31	BA	2198	A	C8-N9-C4	5.30	107.92	105.80
31	DA	1930	G	C8-N9-C4	5.30	108.52	106.40
31	DA	671	C	C2-N3-C4	-5.30	117.25	119.90
31	BA	450	G	C4-C5-N7	-5.30	108.68	110.80
31	BA	673	C	C5-C4-N4	-5.30	116.49	120.20
31	DA	1786	A	C8-N9-C4	-5.30	103.68	105.80
31	DA	2037	G	C6-C5-N7	-5.30	127.22	130.40
31	BA	1250	G	N3-C4-C5	-5.30	125.95	128.60
31	BA	2360	A	C2-N3-C4	-5.30	107.95	110.60
31	DA	1255	U	C2-N3-C4	-5.30	123.82	127.00
31	DA	1622	G	N1-C6-O6	-5.30	116.72	119.90
31	DA	2713	A	C4-C5-N7	5.30	113.35	110.70
31	DA	484	C	C2-N3-C4	-5.30	117.25	119.90
31	DA	774	A	N1-C2-N3	5.30	131.95	129.30
31	BA	1261	C	C6-N1-C2	5.29	122.42	120.30
31	BA	1015	G	N3-C4-N9	5.29	129.18	126.00
32	BB	104	U	C6-N1-C2	5.29	124.17	121.00
31	DA	1033	U	C2-N1-C1'	5.29	124.05	117.70
31	DA	2741	A	N1-C6-N6	5.29	121.78	118.60

Continued on next page...

Continued from previous page...

Mol	Chain	Res	Type	Atoms	Z	Observed(°)	Ideal(°)
31	BA	2723	C	C5-C6-N1	-5.29	118.36	121.00
31	BA	1638	C	C6-N1-C2	5.29	122.42	120.30
28	D6	11	LEU	CA-CB-CG	5.29	127.47	115.30
31	DA	1221(A)	C	C6-N1-C2	5.29	122.42	120.30
31	DA	1325	G	C6-N1-C2	-5.29	121.93	125.10
31	DA	1430	C	C2-N3-C4	-5.29	117.26	119.90
31	BA	58	G	N3-C4-C5	-5.29	125.96	128.60
39	BN	67	LEU	CA-CB-CG	5.29	127.46	115.30
31	DA	205	G	N9-C4-C5	-5.29	103.28	105.40
31	DA	2821	A	N1-C2-N3	5.29	131.94	129.30
31	DA	841	A	N1-C2-N3	5.29	131.94	129.30
31	DA	2232	U	C5-C6-N1	-5.29	120.06	122.70
31	DA	14	A	N7-C8-N9	5.28	116.44	113.80
31	BA	1459	G	N7-C8-N9	5.28	115.74	113.10
31	BA	1826	G	N1-C6-O6	-5.28	116.73	119.90
31	BA	2449	U	C5-C4-O4	-5.28	122.73	125.90
31	DA	740	U	C2-N1-C1'	-5.28	111.36	117.70
31	DA	1543	C	N3-C4-N4	5.28	121.70	118.00
31	BA	2575	C	C6-N1-C1'	-5.28	114.47	120.80
31	DA	303	U	C5-C6-N1	-5.28	120.06	122.70
31	BA	2383	G	N3-C4-N9	5.27	129.16	126.00
31	BA	1343	G	C4-N9-C1'	5.27	133.35	126.50
31	BA	1786	A	N1-C2-N3	5.27	131.94	129.30
31	BA	2455	G	C4-N9-C1'	5.27	133.35	126.50
31	DA	14	A	C5-N7-C8	-5.27	101.26	103.90
31	DA	1616	A	C8-N9-C4	-5.27	103.69	105.80
31	DA	2378	A	C8-N9-C4	5.27	107.91	105.80
31	DA	601	C	C6-N1-C2	5.27	122.41	120.30
31	DA	2012	G	N1-C2-N2	-5.27	111.46	116.20
31	BA	196	A	N1-C6-N6	5.27	121.76	118.60
31	BA	2318	G	C5-N7-C8	-5.27	101.67	104.30
31	DA	1210	A	C6-C5-N7	-5.27	128.61	132.30
31	BA	737	C	N1-C2-O2	-5.27	115.74	118.90
31	DA	124	G	C4-C5-N7	5.27	112.91	110.80
31	DA	575	A	C2-N3-C4	-5.27	107.97	110.60
31	DA	2253	G	C8-N9-C4	5.27	108.51	106.40
31	BA	1698	A	C3'-C2'-C1'	-5.26	97.29	101.50
31	BA	2594	C	N3-C2-O2	5.26	125.58	121.90
31	DA	810	U	C5-C4-O4	-5.26	122.74	125.90
31	DA	1015	G	C6-C5-N7	-5.26	127.24	130.40
31	DA	1286	A	C4-C5-N7	-5.26	108.07	110.70
31	BA	485	C	N1-C2-O2	5.26	122.06	118.90

Continued on next page...

Continued from previous page...

Mol	Chain	Res	Type	Atoms	Z	Observed(°)	Ideal(°)
31	DA	1973	G	C5-C6-O6	5.26	131.76	128.60
31	DA	2477	C	C6-N1-C2	-5.26	118.20	120.30
31	DA	731	C	C6-N1-C2	5.26	122.40	120.30
31	DA	2518	A	C5-C6-N6	-5.25	119.50	123.70
31	DA	2542	A	N1-C6-N6	5.25	121.75	118.60
31	BA	917	A	N9-C4-C5	-5.25	103.70	105.80
31	BA	463	G	N3-C4-N9	-5.25	122.85	126.00
31	BA	1124	C	C5-C6-N1	-5.25	118.37	121.00
31	DA	2284	C	C2-N3-C4	-5.25	117.27	119.90
31	DA	2607	G	C4-C5-C6	5.25	121.95	118.80
1	AA	889	A	C8-N9-C4	5.25	107.90	105.80
31	BA	762	U	C2-N1-C1'	5.25	124.00	117.70
31	BA	1253	A	C8-N9-C4	-5.25	103.70	105.80
31	BA	2030	A	C5-C6-N6	-5.25	119.50	123.70
31	BA	2689	U	C2-N3-C4	-5.25	123.85	127.00
31	DA	441	U	C6-N1-C2	5.25	124.15	121.00
31	BA	850	C	C5-C6-N1	-5.25	118.38	121.00
31	BA	1828	G	C4-C5-N7	-5.25	108.70	110.80
1	AA	872	A	C8-N9-C4	-5.25	103.70	105.80
31	BA	2538	C	C6-N1-C2	5.25	122.40	120.30
31	DA	188	G	C6-C5-N7	-5.25	127.25	130.40
31	DA	1574	C	N1-C2-O2	-5.25	115.75	118.90
31	BA	414	C	N3-C4-N4	-5.25	114.33	118.00
31	DA	1207	C	N3-C2-O2	5.25	125.57	121.90
31	DA	2625	G	N1-C6-O6	5.25	123.05	119.90
32	DB	104	U	C2-N1-C1'	-5.25	111.41	117.70
31	BA	1557	C	N3-C4-N4	-5.24	114.33	118.00
31	DA	2468	G	C8-N9-C1'	5.24	133.82	127.00
31	BA	330	A	N3-C4-C5	5.24	130.47	126.80
31	BA	676	A	O4'-C1'-N9	5.24	112.39	108.20
31	BA	2054	A	C2-N3-C4	-5.24	107.98	110.60
31	BA	2352	A	C2-N3-C4	-5.24	107.98	110.60
31	DA	821	A	C2-N3-C4	-5.24	107.98	110.60
31	DA	2394	C	N1-C2-O2	-5.24	115.75	118.90
31	DA	2771	C	C6-N1-C2	5.24	122.40	120.30
31	BA	1285	G	N1-C6-O6	5.24	123.04	119.90
31	DA	2334	G	N9-C4-C5	-5.24	103.31	105.40
31	BA	670	A	C4-C5-N7	5.24	113.32	110.70
31	BA	1238	G	N9-C4-C5	5.24	107.49	105.40
31	BA	1529	G	C8-N9-C1'	-5.24	120.19	127.00
31	BA	489	G	N3-C4-N9	-5.23	122.86	126.00
31	BA	652	C	N3-C4-C5	-5.23	119.81	121.90

Continued on next page...

Continued from previous page...

Mol	Chain	Res	Type	Atoms	Z	Observed(°)	Ideal(°)
31	BA	1349	A	C2-N3-C4	-5.23	107.98	110.60
31	DA	1191	G	N7-C8-N9	-5.23	110.48	113.10
31	BA	704	G	N1-C6-O6	-5.23	116.76	119.90
31	BA	1843	C	C6-N1-C2	5.23	122.39	120.30
31	BA	1979	C	N1-C2-O2	-5.23	115.76	118.90
31	DA	582	G	N1-C6-O6	5.23	123.04	119.90
31	DA	1570	A	N1-C2-N3	-5.23	126.69	129.30
31	DA	2026	C	C6-N1-C2	5.23	122.39	120.30
31	DA	2599	G	C5-C6-O6	5.23	131.74	128.60
31	DA	1261	C	C2-N3-C4	-5.23	117.28	119.90
31	DA	1605	C	C4-C5-C6	5.23	120.01	117.40
31	BA	567	A	N7-C8-N9	5.23	116.41	113.80
31	BA	897	C	C6-N1-C2	-5.23	118.21	120.30
31	BA	2332	U	C5-C6-N1	-5.23	120.09	122.70
30	D8	49	VAL	N-CA-C	-5.23	96.89	111.00
31	BA	2014	A	N1-C6-N6	5.22	121.73	118.60
31	DA	450	G	C8-N9-C4	-5.22	104.31	106.40
31	DA	2332	U	C5-C6-N1	-5.22	120.09	122.70
1	AA	320	C	N3-C2-O2	5.22	125.56	121.90
31	BA	2283	C	C2-N1-C1'	-5.22	113.06	118.80
1	CA	354	G	C6-C5-N7	-5.22	127.27	130.40
31	DA	679	C	C5-C6-N1	-5.22	118.39	121.00
31	DA	2059	A	N1-C6-N6	5.22	121.73	118.60
31	BA	638	G	C8-N9-C4	-5.22	104.31	106.40
31	BA	847	U	C2-N3-C4	-5.22	123.87	127.00
31	DA	1010	A	C8-N9-C4	5.22	107.89	105.80
31	DA	2347	C	N3-C2-O2	-5.22	118.25	121.90
31	DA	2556	C	C5-C4-N4	-5.22	116.55	120.20
31	BA	2271	G	C2-N3-C4	5.22	114.51	111.90
31	DA	2068	U	C5-C6-N1	-5.22	120.09	122.70
1	AA	584	G	N1-C6-O6	5.21	123.03	119.90
31	DA	272(B)	G	C4-N9-C1'	-5.21	119.72	126.50
31	DA	948	G	C2-N3-C4	-5.21	109.29	111.90
31	DA	1560	G	C8-N9-C4	5.21	108.49	106.40
31	DA	2075	U	N3-C4-O4	5.21	123.05	119.40
31	DA	2266	A	C8-N9-C4	5.21	107.89	105.80
31	BA	1256	G	C6-C5-N7	-5.21	127.27	130.40
31	BA	1843	C	C5-C6-N1	-5.21	118.39	121.00
31	DA	569	U	C6-N1-C2	5.21	124.13	121.00
31	DA	1822	G	C5-N7-C8	-5.21	101.69	104.30
1	CA	689	C	C6-N1-C2	-5.21	118.22	120.30
31	DA	2828	C	C5-C6-N1	-5.21	118.39	121.00

Continued on next page...

Continued from previous page...

Mol	Chain	Res	Type	Atoms	Z	Observed(°)	Ideal(°)
31	BA	387	U	P-O3'-C3'	5.21	125.95	119.70
31	DA	1762	A	N7-C8-N9	5.21	116.41	113.80
31	BA	2028	U	N3-C4-O4	5.21	123.05	119.40
31	BA	2070	G	C5-C6-O6	-5.21	125.48	128.60
31	BA	2591	C	N1-C2-O2	-5.21	115.78	118.90
31	DA	1459	G	N3-C4-N9	5.21	129.12	126.00
31	DA	1459	G	N7-C8-N9	5.21	115.70	113.10
31	BA	1261	C	C5-C6-N1	-5.21	118.40	121.00
31	BA	2073	C	C2-N1-C1'	-5.21	113.08	118.80
31	DA	1315	C	N1-C2-O2	-5.21	115.78	118.90
31	BA	849	A	C8-N9-C4	5.20	107.88	105.80
31	BA	1628	G	C8-N9-C4	-5.20	104.32	106.40
31	BA	2014	A	C5-C6-N6	-5.20	119.54	123.70
31	DA	1381	G	C4-N9-C1'	5.20	133.26	126.50
32	BB	78	A	N1-C2-N3	5.20	131.90	129.30
31	BA	2263	C	N1-C2-O2	-5.20	115.78	118.90
31	DA	2006	C	N3-C4-C5	5.20	123.98	121.90
31	DA	2498	C	N1-C2-O2	-5.20	115.78	118.90
31	DA	567	A	C4-C5-N7	5.20	113.30	110.70
31	DA	2039	C	N1-C2-O2	5.20	122.02	118.90
31	DA	2432	A	N1-C2-N3	5.20	131.90	129.30
1	CA	322	C	C6-N1-C2	5.20	122.38	120.30
31	DA	2495	G	C8-N9-C4	5.20	108.48	106.40
31	DA	531	C	N1-C2-O2	-5.20	115.78	118.90
31	DA	1992	G	N9-C4-C5	5.20	107.48	105.40
31	DA	2698	U	C5-C6-N1	-5.20	120.10	122.70
31	BA	107	C	C5-C4-N4	-5.19	116.56	120.20
31	BA	1238	G	C8-N9-C4	-5.19	104.32	106.40
31	BA	2505	G	C5-C6-N1	-5.19	108.90	111.50
31	BA	2510	C	N3-C2-O2	5.19	125.53	121.90
31	DA	840	C	C6-N1-C2	5.19	122.38	120.30
31	DA	2609	U	N1-C2-O2	-5.19	119.17	122.80
31	BA	1443	G	C5-C6-O6	-5.19	125.49	128.60
31	BA	2069	G	N1-C6-O6	-5.19	116.79	119.90
31	BA	116	C	N1-C2-O2	-5.19	115.79	118.90
31	DA	31	C	C6-N1-C2	5.19	122.37	120.30
31	DA	1210	A	C3'-C2'-C1'	5.19	105.65	101.50
31	BA	2511	U	N3-C4-C5	-5.18	111.49	114.60
32	BB	99	G	C8-N9-C4	5.18	108.47	106.40
31	DA	2361	A	N9-C4-C5	-5.18	103.73	105.80
31	BA	1318	C	N1-C2-O2	-5.18	115.79	118.90
31	DA	335	C	N1-C2-O2	-5.18	115.79	118.90

Continued on next page...

Continued from previous page...

Mol	Chain	Res	Type	Atoms	Z	Observed(°)	Ideal(°)
31	DA	2042	A	N7-C8-N9	-5.18	111.21	113.80
31	DA	2468	G	C4-N9-C1'	-5.18	119.76	126.50
31	BA	414	C	C2-N1-C1'	-5.18	113.10	118.80
31	DA	1628	G	C8-N9-C4	-5.18	104.33	106.40
31	BA	1573	G	N7-C8-N9	-5.18	110.51	113.10
31	BA	2518	A	C5-C6-N6	-5.18	119.56	123.70
31	BA	2544	G	N1-C2-N2	5.18	120.86	116.20
31	DA	1485	G	N3-C4-N9	5.18	129.11	126.00
31	DA	221	A	C3'-C2'-C1'	5.18	105.64	101.50
1	AA	108	G	C4-C5-N7	5.18	112.87	110.80
1	AA	552	U	C2-N1-C1'	-5.18	111.49	117.70
31	BA	1819	A	N1-C2-N3	5.18	131.89	129.30
31	DA	1210	A	C2-N3-C4	-5.18	108.01	110.60
32	DB	6	C	C6-N1-C2	5.18	122.37	120.30
31	BA	2759	G	N7-C8-N9	5.17	115.69	113.10
31	DA	1617	C	C5-C4-N4	-5.17	116.58	120.20
31	DA	1276	A	C5-N7-C8	-5.17	101.31	103.90
31	BA	928	G	C6-C5-N7	-5.17	127.30	130.40
31	DA	2332	U	C6-N1-C2	5.17	124.10	121.00
31	DA	2489	G	C5-C6-O6	-5.17	125.50	128.60
31	BA	2383	G	N3-C2-N2	5.17	123.52	119.90
31	DA	509	C	C2-N3-C4	-5.17	117.31	119.90
12	AL	88	GLY	N-CA-C	-5.17	100.18	113.10
31	BA	451	C	N3-C2-O2	5.17	125.52	121.90
31	BA	1415	U	C5-C4-O4	5.17	129.00	125.90
31	DA	2430	A	N1-C6-N6	5.17	121.70	118.60
32	DB	96	U	N3-C2-O2	5.17	125.82	122.20
31	DA	2330	G	C8-N9-C4	5.17	108.47	106.40
22	B0	13	GLY	N-CA-C	-5.17	100.19	113.10
31	BA	491	G	C5-C6-O6	-5.17	125.50	128.60
31	BA	656	G	N7-C8-N9	5.17	115.68	113.10
31	BA	1772	G	C5-C6-O6	-5.17	125.50	128.60
31	DA	2439	A	N1-C6-N6	5.17	121.70	118.60
31	BA	1721	G	C4-C5-N7	5.16	112.86	110.80
31	DA	1786	A	C1'-O4'-C4'	-5.16	105.77	109.90
1	AA	1442	G	C8-N9-C1'	-5.16	120.29	127.00
31	BA	2510	C	C6-N1-C2	5.16	122.36	120.30
31	BA	204	A	N1-C2-N3	5.16	131.88	129.30
31	BA	542	C	C6-N1-C2	-5.16	118.24	120.30
31	BA	2688	U	C4-C5-C6	5.16	122.80	119.70
1	CA	615	C	C6-N1-C2	-5.16	118.24	120.30
31	DA	2552	U	C5-C4-O4	-5.16	122.81	125.90

Continued on next page...

Continued from previous page...

Mol	Chain	Res	Type	Atoms	Z	Observed(°)	Ideal(°)
31	DA	1698	A	C4-N9-C1'	5.16	135.58	126.30
31	BA	82	G	N3-C4-C5	-5.15	126.02	128.60
31	BA	784	A	C4-N9-C1'	-5.15	117.03	126.30
31	DA	57	C	N1-C2-N3	-5.15	115.59	119.20
1	AA	898	G	C5-C6-O6	-5.15	125.51	128.60
31	BA	1294	U	N1-C2-N3	5.15	117.99	114.90
31	DA	300	A	C4-C5-N7	5.15	113.28	110.70
31	BA	565	C	C6-N1-C2	5.15	122.36	120.30
31	BA	762	U	C5-C6-N1	5.15	125.27	122.70
1	CA	811	C	C6-N1-C2	5.15	122.36	120.30
31	DA	180	G	C5-C6-O6	-5.15	125.51	128.60
31	DA	784	A	C8-N9-C1'	5.15	136.97	127.70
31	DA	1616	A	C6-C5-N7	-5.15	128.70	132.30
31	DA	584	C	N1-C2-O2	-5.15	115.81	118.90
31	BA	2548	G	C4-C5-N7	-5.14	108.74	110.80
31	DA	1381	G	N3-C4-C5	-5.14	126.03	128.60
31	BA	549	G	N9-C4-C5	5.14	107.46	105.40
1	CA	1442	G	C6-C5-N7	-5.14	127.31	130.40
31	DA	531	C	N3-C2-O2	5.14	125.50	121.90
31	DA	1614	A	C5-N7-C8	-5.14	101.33	103.90
31	DA	2702	U	O4'-C1'-N1	5.14	112.31	108.20
31	BA	2859	G	C8-N9-C4	-5.14	104.34	106.40
31	DA	585	G	C5-C6-N1	5.14	114.07	111.50
31	BA	2430	A	C6-C5-N7	-5.14	128.70	132.30
31	DA	571	A	C5-C6-N6	-5.14	119.59	123.70
31	DA	1336	A	N9-C4-C5	5.14	107.86	105.80
31	DA	2486	G	N9-C4-C5	-5.14	103.34	105.40
31	BA	1017	G	C6-C5-N7	-5.13	127.32	130.40
31	BA	1415	U	N3-C4-O4	-5.13	115.81	119.40
31	BA	1948	G	C8-N9-C4	-5.13	104.35	106.40
45	BT	80	SER	N-CA-C	5.13	124.87	111.00
31	DA	2549	G	C8-N9-C4	5.13	108.45	106.40
31	DA	2364	C	C6-N1-C2	5.13	122.35	120.30
31	DA	2778	A	C2-N3-C4	-5.13	108.03	110.60
1	CA	354	G	N3-C4-C5	-5.13	126.03	128.60
31	DA	1372	U	C6-N1-C2	-5.13	117.92	121.00
31	DA	1614	A	C6-C5-N7	-5.13	128.71	132.30
49	BX	87	GLN	N-CA-C	5.13	124.85	111.00
30	D8	61	LEU	CA-CB-CG	-5.13	103.50	115.30
31	DA	1021	A	C4-C5-C6	5.13	119.56	117.00
31	BA	1616	A	C4-C5-N7	5.13	113.26	110.70
31	BA	2360	A	C6-C5-N7	-5.13	128.71	132.30

Continued on next page...

Continued from previous page...

Mol	Chain	Res	Type	Atoms	Z	Observed(°)	Ideal(°)
31	DA	2392	A	N3-C4-C5	5.12	130.39	126.80
31	BA	403	U	N3-C2-O2	-5.12	118.61	122.20
31	BA	514	A	N7-C8-N9	-5.12	111.24	113.80
31	BA	1529	G	N7-C8-N9	5.12	115.66	113.10
31	BA	1658	C	N1-C2-O2	-5.12	115.83	118.90
32	BB	77	U	C6-N1-C2	5.12	124.07	121.00
31	DA	2542	A	C5-C6-N1	-5.12	115.14	117.70
32	DB	81	G	N1-C6-O6	5.12	122.97	119.90
35	DF	68	LYS	N-CA-C	5.12	124.83	111.00
31	DA	690	G	C8-N9-C4	5.12	108.45	106.40
31	DA	2022	U	N3-C2-O2	5.12	125.78	122.20
31	DA	2264	C	N3-C2-O2	-5.12	118.31	121.90
31	BA	1459	G	N3-C4-N9	5.12	129.07	126.00
31	DA	945	A	C4-C5-C6	5.12	119.56	117.00
31	DA	2012	G	N3-C2-N2	5.12	123.48	119.90
31	BA	1786	A	C3'-C2'-C1'	-5.12	97.40	101.50
31	BA	2495	G	N3-C4-C5	5.12	131.16	128.60
31	BA	1451	C	N1-C2-O2	5.12	121.97	118.90
31	BA	1477	A	C8-N9-C4	5.12	107.85	105.80
31	BA	2618	G	C8-N9-C4	-5.12	104.35	106.40
1	CA	1501	C	C5-C6-N1	-5.12	118.44	121.00
31	DA	481	G	C4-N9-C1'	5.12	133.15	126.50
31	DA	2550	G	C5-C6-O6	-5.12	125.53	128.60
31	BA	1827	C	N3-C4-N4	-5.11	114.42	118.00
31	BA	1902	C	N3-C4-N4	-5.11	114.42	118.00
30	D8	33	ASN	N-CA-C	-5.11	97.19	111.00
31	DA	272	G	N3-C4-N9	5.11	129.07	126.00
31	BA	191	A	C6-N1-C2	-5.11	115.53	118.60
31	BA	798	G	N1-C2-N2	-5.11	111.60	116.20
31	BA	2827	C	N3-C2-O2	5.11	125.48	121.90
31	DA	1776	G	C4-N9-C1'	5.11	133.14	126.50
31	DA	927	G	N1-C6-O6	5.11	122.97	119.90
31	BA	1721	G	N7-C8-N9	5.11	115.65	113.10
34	BE	136	ARG	NE-CZ-NH1	-5.11	117.75	120.30
31	BA	2258	C	C5-C4-N4	-5.11	116.63	120.20
31	DA	179	G	C2-N3-C4	-5.11	109.35	111.90
31	DA	1838	C	C6-N1-C2	5.11	122.34	120.30
31	DA	2744	G	C5-C6-O6	-5.11	125.54	128.60
31	DA	2497	A	C8-N9-C4	5.10	107.84	105.80
31	BA	236	C	N1-C2-O2	-5.10	115.84	118.90
31	DA	542	C	N1-C2-O2	5.10	121.96	118.90
31	BA	142	A	C4-C5-N7	5.10	113.25	110.70

Continued on next page...

Continued from previous page...

Mol	Chain	Res	Type	Atoms	Z	Observed(°)	Ideal(°)
31	BA	1485	G	N3-C4-N9	5.10	129.06	126.00
31	DA	2073	C	C5-C6-N1	-5.10	118.45	121.00
31	DA	2521	C	C6-N1-C2	5.10	122.34	120.30
31	BA	2037	G	C6-C5-N7	-5.10	127.34	130.40
31	DA	749	C	N1-C2-N3	-5.10	115.63	119.20
31	DA	2329	G	C5-N7-C8	5.10	106.85	104.30
31	DA	2437	U	C5-C4-O4	5.10	128.96	125.90
31	DA	2821	A	C2-N3-C4	-5.10	108.05	110.60
31	BA	487	C	N1-C2-O2	-5.10	115.84	118.90
31	BA	1830	C	N3-C2-O2	5.10	125.47	121.90
31	DA	1902	C	N3-C4-C5	5.10	123.94	121.90
31	DA	2048	G	N7-C8-N9	5.10	115.65	113.10
1	AA	428	G	N3-C4-C5	-5.09	126.05	128.60
31	BA	397	G	C8-N9-C4	5.09	108.44	106.40
31	DA	509	C	C5-C6-N1	-5.09	118.45	121.00
31	DA	113	G	N1-C6-O6	5.09	122.96	119.90
31	BA	897	C	C5-C6-N1	5.09	123.55	121.00
31	BA	1792	G	C5-C6-O6	5.09	131.66	128.60
31	BA	2726	U	C5-C4-O4	5.09	128.96	125.90
31	DA	54	G	C8-N9-C4	5.09	108.44	106.40
31	DA	651	G	C4-N9-C1'	5.09	133.12	126.50
31	DA	2386	C	C5-C6-N1	-5.09	118.45	121.00
31	DA	2614	A	N1-C2-N3	-5.09	126.75	129.30
31	BA	567	A	C5-N7-C8	-5.09	101.36	103.90
31	BA	2702	U	N1-C2-O2	5.09	126.36	122.80
31	DA	707	G	C6-C5-N7	-5.09	127.35	130.40
31	BA	735	A	N7-C8-N9	-5.09	111.26	113.80
31	BA	2665	A	C6-C5-N7	-5.09	128.74	132.30
31	DA	1612	C	N1-C2-O2	-5.09	115.85	118.90
31	DA	1826	G	C4-C5-N7	-5.09	108.77	110.80
51	DZ	86	VAL	CB-CA-C	-5.09	101.74	111.40
31	BA	2017	U	N1-C2-N3	5.08	117.95	114.90
1	CA	720	C	N3-C2-O2	-5.08	118.34	121.90
31	BA	86	C	C5-C6-N1	-5.08	118.46	121.00
31	BA	1282	U	N3-C2-O2	5.08	125.76	122.20
31	BA	1796	U	C5-C6-N1	-5.08	120.16	122.70
31	BA	2617	C	C2-N3-C4	-5.08	117.36	119.90
31	BA	827	U	C6-N1-C2	5.08	124.05	121.00
31	BA	1332	G	C8-N9-C1'	-5.08	120.39	127.00
31	BA	2085	C	C5-C6-N1	-5.08	118.46	121.00
31	DA	2326	C	C6-N1-C2	-5.08	118.27	120.30
31	DA	14	A	C8-N9-C4	-5.08	103.77	105.80

Continued on next page...

Continued from previous page...

Mol	Chain	Res	Type	Atoms	Z	Observed(°)	Ideal(°)
31	DA	1019	U	N3-C4-O4	-5.08	115.84	119.40
31	BA	1769	G	C5-C6-N1	-5.08	108.96	111.50
31	BA	1994	C	C2-N3-C4	-5.08	117.36	119.90
31	BA	151	C	C5-C6-N1	-5.08	118.46	121.00
31	BA	848	G	C8-N9-C1'	-5.08	120.40	127.00
32	BB	86	G	C8-N9-C1'	-5.08	120.40	127.00
1	AA	611	A	C8-N9-C4	5.08	107.83	105.80
31	BA	2447	G	N3-C2-N2	-5.08	116.35	119.90
31	BA	2661	G	N3-C4-C5	-5.08	126.06	128.60
31	BA	1190	G	C5-N7-C8	-5.07	101.76	104.30
31	DA	1243	G	C8-N9-C4	5.07	108.43	106.40
31	DA	1840	G	N1-C6-O6	5.07	122.94	119.90
31	DA	2318	G	N1-C6-O6	5.07	122.94	119.90
31	DA	2569	G	N9-C4-C5	-5.07	103.37	105.40
31	BA	1616	A	N1-C2-N3	5.07	131.84	129.30
31	BA	2699	C	C5-C6-N1	-5.07	118.46	121.00
31	BA	841	A	N1-C2-N3	5.07	131.84	129.30
31	BA	1190	G	N7-C8-N9	5.07	115.64	113.10
31	BA	1219	G	C8-N9-C4	5.07	108.43	106.40
31	BA	339	U	C6-N1-C2	5.07	124.04	121.00
31	DA	2253	G	N1-C6-O6	5.07	122.94	119.90
31	DA	2283	C	C2-N1-C1'	-5.07	113.22	118.80
31	BA	2016	U	N1-C2-N3	5.07	117.94	114.90
35	DF	83	PHE	N-CA-C	5.07	124.68	111.00
31	BA	1287	A	C2-N3-C4	-5.06	108.07	110.60
31	BA	478	A	N1-C2-N3	5.06	131.83	129.30
31	BA	1015	G	C8-N9-C1'	-5.06	120.42	127.00
31	DA	474	G	C8-N9-C4	-5.06	104.38	106.40
31	DA	2662	A	O4'-C1'-N9	5.06	112.25	108.20
31	BA	823	G	C8-N9-C4	-5.06	104.38	106.40
31	BA	2714	G	C4-C5-N7	5.06	112.83	110.80
31	DA	141	A	C4-C5-N7	5.06	113.23	110.70
31	BA	2455	G	C5-C6-O6	-5.06	125.56	128.60
31	DA	523	C	N3-C2-O2	5.06	125.44	121.90
31	DA	572	A	N7-C8-N9	-5.06	111.27	113.80
31	DA	2744	G	N1-C6-O6	5.06	122.94	119.90
31	BA	214	G	N7-C8-N9	-5.06	110.57	113.10
31	BA	248	G	C5-C6-O6	-5.05	125.57	128.60
31	BA	1268	A	C5-C6-N6	5.05	127.74	123.70
31	BA	1390	U	C5-C6-N1	5.05	125.23	122.70
31	BA	1674	G	N3-C2-N2	5.05	123.44	119.90
31	DA	1314	C	N3-C4-C5	5.05	123.92	121.90

Continued on next page...

Continued from previous page...

Mol	Chain	Res	Type	Atoms	Z	Observed(°)	Ideal(°)
31	DA	1351	C	C4-C5-C6	5.05	119.93	117.40
31	DA	1962	C	C5-C6-N1	5.05	123.53	121.00
31	BA	1790	C	C2-N3-C4	-5.05	117.38	119.90
31	BA	2439	A	C4-C5-N7	5.05	113.22	110.70
31	DA	1123	C	C6-N1-C2	5.05	122.32	120.30
31	BA	19	C	N1-C2-O2	-5.05	115.87	118.90
31	DA	935	C	C5-C6-N1	-5.05	118.48	121.00
31	BA	602	G	C6-C5-N7	-5.05	127.37	130.40
31	BA	259	G	C6-C5-N7	-5.04	127.37	130.40
31	DA	1316	U	N1-C2-O2	5.04	126.33	122.80
31	BA	498	G	C8-N9-C4	5.04	108.42	106.40
31	BA	2059	A	C2-N3-C4	-5.04	108.08	110.60
31	DA	2037	G	C6-N1-C2	-5.04	122.08	125.10
32	DB	30	C	C6-N1-C2	-5.04	118.28	120.30
1	AA	877	C	C6-N1-C2	5.04	122.32	120.30
31	BA	774	A	C4-N9-C1'	5.04	135.37	126.30
31	BA	2689	U	C5-C6-N1	-5.04	120.18	122.70
31	BA	669	G	C1'-O4'-C4'	-5.04	105.87	109.90
31	BA	1600	C	C5-C4-N4	5.04	123.73	120.20
31	DA	312	G	N9-C4-C5	-5.04	103.39	105.40
31	DA	2421	G	N1-C6-O6	5.04	122.92	119.90
31	BA	2678	C	C6-N1-C2	5.04	122.31	120.30
31	DA	696	G	C8-N9-C4	5.04	108.42	106.40
31	DA	1973	G	C4-C5-N7	-5.04	108.78	110.80
31	DA	2715	C	C5-C6-N1	-5.04	118.48	121.00
31	BA	928	G	C2-N3-C4	-5.04	109.38	111.90
31	DA	1459	G	N3-C4-C5	-5.04	126.08	128.60
31	DA	2539	C	N1-C2-O2	-5.04	115.88	118.90
31	DA	2828	C	N3-C4-C5	5.04	123.91	121.90
31	DA	1678	G	C4-N9-C1'	5.03	133.04	126.50
49	DX	87	GLN	N-CA-C	5.03	124.59	111.00
31	BA	481	G	C8-N9-C4	-5.03	104.39	106.40
31	BA	728	G	C8-N9-C4	5.03	108.41	106.40
31	BA	1203	G	N7-C8-N9	5.03	115.61	113.10
31	BA	1207	C	N1-C2-O2	-5.03	115.88	118.90
31	BA	2026	C	C5-C6-N1	-5.03	118.48	121.00
31	BA	2085	C	C4-C5-C6	5.03	119.92	117.40
31	BA	2087	G	C8-N9-C4	5.03	108.41	106.40
42	BQ	10	ARG	N-CA-C	5.03	124.58	111.00
31	DA	2455	G	C4-N9-C1'	5.03	133.04	126.50
31	BA	1532	C	N1-C2-O2	5.03	121.92	118.90
32	BB	40	U	C6-N1-C2	-5.03	117.98	121.00

Continued on next page...

Continued from previous page...

Mol	Chain	Res	Type	Atoms	Z	Observed(°)	Ideal(°)
31	DA	2044	C	N3-C2-O2	5.03	125.42	121.90
31	DA	2085	C	C5-C6-N1	-5.03	118.49	121.00
31	DA	2405	G	C3'-C2'-C1'	5.03	105.52	101.50
31	DA	2441	C	N3-C2-O2	-5.03	118.38	121.90
1	AA	724	G	C5-C6-O6	-5.03	125.58	128.60
31	BA	755	C	C6-N1-C2	5.03	122.31	120.30
31	BA	1997	G	N1-C2-N3	5.03	126.92	123.90
31	DA	262	A	C8-N9-C4	5.03	107.81	105.80
31	DA	2439	A	C4-C5-N7	5.03	113.21	110.70
32	DB	85	G	C8-N9-C1'	-5.03	120.46	127.00
31	BA	2261	C	N3-C4-C5	-5.03	119.89	121.90
1	CA	1442	G	C8-N9-C1'	-5.03	120.47	127.00
31	BA	1599	C	C5-C6-N1	-5.02	118.49	121.00
31	BA	2082	A	N1-C6-N6	5.02	121.61	118.60
31	BA	2544	G	C4-C5-C6	5.02	121.81	118.80
1	AA	991	U	C3'-C2'-C1'	5.02	105.52	101.50
31	BA	451	C	N1-C2-O2	-5.02	115.89	118.90
31	BA	600	G	C2-N3-C4	-5.02	109.39	111.90
31	BA	1189	A	C2-N3-C4	-5.02	108.09	110.60
31	DA	2591	C	N3-C2-O2	5.02	125.42	121.90
31	DA	2008	C	C2-N3-C4	-5.02	117.39	119.90
31	BA	1761	C	C5-C6-N1	-5.02	118.49	121.00
31	BA	2475	C	N1-C2-N3	-5.02	115.69	119.20
1	AA	909	A	C8-N9-C4	5.02	107.81	105.80
31	BA	2615	U	C5-C6-N1	5.02	125.21	122.70
31	BA	2672	G	C4-C5-N7	5.02	112.81	110.80
31	DA	2427	C	N3-C2-O2	5.02	125.41	121.90
1	CA	991	U	C3'-C2'-C1'	5.02	105.51	101.50
31	DA	2454	G	C2-N3-C4	-5.02	109.39	111.90
30	B8	61	LEU	CA-CB-CG	-5.01	103.77	115.30
31	BA	518	G	N3-C2-N2	5.01	123.41	119.90
31	BA	632	A	C8-N9-C4	-5.01	103.80	105.80
31	BA	639	U	C5-C4-O4	5.01	128.91	125.90
31	BA	845	G	C6-C5-N7	-5.01	127.39	130.40
31	DA	474	G	N9-C4-C5	5.01	107.41	105.40
31	DA	928	G	C6-C5-N7	-5.01	127.39	130.40
1	AA	546	G	C8-N9-C4	-5.01	104.39	106.40
1	AA	560	U	C3'-C2'-C1'	5.01	105.51	101.50
31	BA	1649	G	C8-N9-C4	-5.01	104.40	106.40
31	BA	2254	C	N1-C2-O2	-5.01	115.89	118.90
31	DA	1635	G	C8-N9-C1'	-5.01	120.48	127.00
31	DA	2253	G	C4-C5-N7	5.01	112.81	110.80

Continued on next page...

Continued from previous page...

Mol	Chain	Res	Type	Atoms	Z	Observed(°)	Ideal(°)
31	BA	676	A	C1'-O4'-C4'	-5.01	105.89	109.90
31	BA	2022	U	C5-C4-O4	-5.01	122.89	125.90
31	BA	2476	A	C8-N9-C4	-5.01	103.80	105.80
31	BA	2477	C	N3-C2-O2	-5.01	118.39	121.90
1	CA	758	G	N3-C4-C5	5.01	131.10	128.60
31	DA	1328	G	N3-C4-C5	-5.01	126.09	128.60
31	DA	2008	C	C5-C6-N1	-5.01	118.50	121.00
41	DP	59	LEU	N-CA-C	-5.01	97.48	111.00
32	DB	96	U	N1-C2-O2	-5.01	119.30	122.80
31	BA	812	C	N3-C2-O2	5.01	125.40	121.90
31	BA	2665	A	C4-N9-C1'	5.01	135.31	126.30
31	BA	386	G	C4-C5-N7	5.00	112.80	110.80
31	DA	2678	C	C5-C6-N1	-5.00	118.50	121.00
31	BA	589	C	N1-C2-O2	-5.00	115.90	118.90
31	BA	1658	C	N3-C4-C5	-5.00	119.90	121.90
31	BA	2206	G	N3-C4-N9	5.00	129.00	126.00

All (42) chirality outliers are listed below:

Mol	Chain	Res	Type	Atom
31	BA	100	G	C1'
31	BA	472	A	C3'
31	BA	669	G	C1',C3',C4'
31	BA	945	A	C1'
31	BA	1300	U	C1',C3',C4'
31	BA	1379	A	C1'
31	BA	1544	A	C1'
31	BA	1609	A	C2'
31	BA	1652	A	C3'
31	BA	1694	C	C3',C4'
31	BA	1934	C	C3'
31	BA	1962	C	C1',C4'
31	BA	2286	A	C1'
31	BA	2662	A	C1'
31	BA	2796	U	C1'
31	DA	100	G	C1'
31	DA	472	A	C3'
31	DA	669	G	C1',C3',C4'
31	DA	945	A	C1'
31	DA	1300	U	C1',C3',C4'
31	DA	1379	A	C1'
31	DA	1544	A	C1'

Continued on next page...

Continued from previous page...

Mol	Chain	Res	Type	Atom
31	DA	1609	A	C2'
31	DA	1652	A	C3'
31	DA	1694	C	C3',C4'
31	DA	1934	C	C3'
31	DA	1962	C	C1',C4'
31	DA	2286	A	C1'
31	DA	2662	A	C1'
31	DA	2796	U	C1'

All (47) planarity outliers are listed below:

Mol	Chain	Res	Type	Group
23	B1	30	VAL	Peptide
24	B2	55	ARG	Peptide
24	B2	56	GLN	Peptide
24	B2	57	ILE	Peptide
27	B5	51	TYR	Peptide
33	BD	237	GLU	Peptide
33	BD	244	ARG	Peptide
34	BE	131	ALA	Peptide
34	BE	76	ARG	Peptide
35	BF	85	GLY	Peptide
37	BH	154	PRO	Peptide
37	BH	156	ALA	Peptide
41	BP	37	GLY	Peptide
41	BP	39	LYS	Peptide
41	BP	41	ARG	Peptide
41	BP	51	PHE	Peptide
41	BP	57	THR	Peptide
42	BQ	10	ARG	Peptide
43	BR	7	GLY	Peptide
44	BS	88	ASP	Peptide
45	BT	29	ARG	Peptide
47	BV	81	TYR	Peptide
49	BX	38	GLU	Peptide
49	BX	76	ARG	Peptide
49	BX	77	LYS	Peptide
23	D1	30	VAL	Peptide
24	D2	56	GLN	Peptide
27	D5	51	TYR	Peptide
33	DD	237	GLU	Peptide
33	DD	244	ARG	Peptide

Continued on next page...

Continued from previous page...

Mol	Chain	Res	Type	Group
34	DE	131	ALA	Peptide
34	DE	76	ARG	Peptide
37	DH	154	PRO	Peptide
37	DH	156	ALA	Peptide
41	DP	37	GLY	Peptide
41	DP	41	ARG	Peptide
41	DP	51	PHE	Peptide
41	DP	57	THR	Peptide
42	DQ	10	ARG	Peptide
43	DR	7	GLY	Peptide
44	DS	88	ASP	Peptide
45	DT	29	ARG	Peptide
47	DV	81	TYR	Peptide
47	DV	87	HIS	Peptide
49	DX	38	GLU	Peptide
49	DX	76	ARG	Peptide
49	DX	77	LYS	Peptide

5.2 Too-close contacts [i](#)

In the following table, the Non-H and H(model) columns list the number of non-hydrogen atoms and hydrogen atoms in the chain respectively. The H(added) column lists the number of hydrogen atoms added and optimized by MolProbity. The Clashes column lists the number of clashes within the asymmetric unit, whereas Symm-Clashes lists symmetry-related clashes.

Mol	Chain	Non-H	H(model)	H(added)	Clashes	Symm-Clashes
1	AA	32329	0	16318	1409	0
1	CA	32329	0	16318	1381	0
2	AB	1901	0	1951	169	0
2	CB	1901	0	1951	167	0
3	AC	1613	0	1677	116	0
3	CC	1613	0	1677	117	0
4	AD	1703	0	1763	158	0
4	CD	1703	0	1763	160	0
5	AE	1147	0	1207	103	0
5	CE	1147	0	1207	107	0
6	AF	843	0	857	80	0
6	CF	843	0	857	86	0
7	AG	1257	0	1296	60	0
7	CG	1257	0	1296	62	0
8	AH	1116	0	1177	83	0
8	CH	1116	0	1177	82	0

Continued on next page...

Continued from previous page...

Mol	Chain	Non-H	H(model)	H(added)	Clashes	Symm-Clashes
9	AI	1011	0	1042	84	0
9	CI	1011	0	1042	85	0
10	AJ	795	0	840	80	0
10	CJ	795	0	840	82	0
11	AK	885	0	904	64	0
11	CK	885	0	904	69	0
12	AL	971	0	1057	104	0
12	CL	971	0	1057	106	0
13	AM	921	0	976	60	0
13	CM	921	0	976	63	0
14	AN	492	0	530	35	0
14	CN	492	0	529	33	0
15	AO	734	0	771	54	0
15	CO	734	0	771	56	0
16	AP	701	0	720	88	0
16	CP	701	0	720	91	0
17	AQ	824	0	891	46	0
17	CQ	824	0	891	49	0
18	AR	574	0	644	63	0
18	CR	574	0	644	64	0
19	AS	630	0	652	40	0
19	CS	630	0	652	34	0
20	AT	763	0	861	78	0
20	CT	763	0	861	75	0
21	AU	209	0	221	11	0
21	CU	209	0	221	11	0
22	B0	650	0	654	67	0
22	D0	650	0	654	64	0
23	B1	693	0	764	143	0
23	D1	693	0	764	144	0
24	B2	421	0	461	119	1
24	D2	421	0	461	125	0
25	B3	468	0	523	37	0
25	D3	468	0	523	56	0
26	B4	157	0	69	12	0
26	D4	157	0	69	12	0
27	B5	459	0	478	82	0
27	D5	459	0	480	85	0
28	B6	381	0	390	96	0
28	D6	381	0	390	92	0
29	B7	419	0	467	37	0
29	D7	419	0	467	38	0

Continued on next page...

Continued from previous page...

Mol	Chain	Non-H	H(model)	H(added)	Clashes	Symm-Clashes
30	B8	508	0	576	156	0
30	D8	508	0	576	144	0
31	BA	58698	0	29590	2392	0
31	DA	58698	0	29591	2578	1
32	BB	2551	0	1295	156	0
32	DB	2551	0	1295	173	0
33	BD	2105	0	2182	336	0
33	DD	2105	0	2182	333	0
34	BE	1564	0	1629	214	0
34	DE	1564	0	1629	213	0
35	BF	1624	0	1677	171	0
35	DF	1624	0	1677	178	0
36	BG	1474	0	1534	149	0
36	DG	1474	0	1534	149	0
37	BH	1223	0	1282	141	0
37	DH	1223	0	1282	129	0
38	BI	1132	0	1218	142	0
38	DI	1132	0	1218	156	0
39	BN	1105	0	1180	184	0
39	DN	1105	0	1180	183	0
40	BO	933	0	996	86	0
40	DO	933	0	996	76	0
41	BP	1114	0	1187	271	0
41	DP	1114	0	1187	260	0
42	BQ	1080	0	1127	157	0
42	DQ	1080	0	1127	162	0
43	BR	960	0	1021	115	0
43	DR	960	0	1021	117	0
44	BS	771	0	832	148	0
44	DS	771	0	832	150	0
45	BT	1100	0	1164	173	0
45	DT	1100	0	1164	166	0
46	BU	958	0	1015	142	0
46	DU	958	0	1015	151	0
47	BV	779	0	851	210	0
47	DV	779	0	851	215	0
48	BW	896	0	953	76	0
48	DW	896	0	953	80	0
49	BX	726	0	778	163	0
49	DX	726	0	778	168	0
50	BY	776	0	870	179	0
50	DY	776	0	870	187	0

Continued on next page...

Continued from previous page...

Mol	Chain	Non-H	H(model)	H(added)	Clashes	Symm-Clashes
51	BZ	1404	0	1432	140	0
51	DZ	1404	0	1432	139	0
52	AA	51	0	0	0	0
52	B0	1	0	0	0	0
52	B1	1	0	0	0	0
52	B5	2	0	0	0	0
52	B7	1	0	0	0	0
52	BA	349	0	0	0	0
52	BB	5	0	0	0	0
52	BD	1	0	0	0	0
52	BE	1	0	0	0	0
52	BF	1	0	0	0	0
52	BP	3	0	0	0	0
52	BQ	2	0	0	0	0
52	BR	1	0	0	0	0
52	BU	1	0	0	0	0
52	BX	1	0	0	0	0
52	CA	48	0	0	0	0
52	D0	1	0	0	0	0
52	D1	1	0	0	0	0
52	D5	2	0	0	0	0
52	D7	1	0	0	0	0
52	DA	309	0	0	0	0
52	DB	3	0	0	0	0
52	DD	1	0	0	0	0
52	DE	1	0	0	0	0
52	DF	1	0	0	0	0
52	DP	1	0	0	0	0
52	DQ	1	0	0	0	0
52	DR	1	0	0	0	0
52	DU	1	0	0	0	0
52	DX	1	0	0	0	0
53	AD	1	0	0	0	0
53	AN	1	0	0	0	0
53	CD	1	0	0	0	0
53	CN	1	0	0	0	0
54	BA	1	0	0	0	0
54	DA	1	0	0	0	0
55	BA	52	0	72	3	0
55	DA	52	0	72	3	0
All	All	278000	0	189246	17418	1

The all-atom clashscore is defined as the number of clashes found per 1000 atoms (including

hydrogen atoms). The all-atom clashscore for this structure is 37.

All (17418) close contacts within the same asymmetric unit are listed below, sorted by their clash magnitude.

Atom-1	Atom-2	Interatomic distance (Å)	Clash overlap (Å)
42:BQ:81:VAL:O	42:BQ:82:ARG:HG2	1.13	1.31
42:DQ:81:VAL:O	42:DQ:82:ARG:HG2	1.25	1.27
41:BP:59:LEU:HA	41:BP:61:ARG:NH1	1.49	1.25
41:DP:59:LEU:HA	41:DP:61:ARG:NH1	1.55	1.20
31:DA:2206:G:N2	31:DA:2207:G:H5'	1.58	1.19
31:BA:2206:G:N2	31:BA:2207:G:H5'	1.58	1.18
33:BD:35:LYS:HD2	33:BD:104:TYR:CD1	1.80	1.17
33:DD:35:LYS:NZ	33:DD:104:TYR:HB2	1.58	1.17
2:AB:111:ARG:HH11	2:AB:111:ARG:HG2	1.08	1.17
47:BV:72:VAL:HA	47:BV:88:ARG:HH22	1.07	1.17
24:D2:49:LYS:HD2	24:D2:53:LEU:HD12	1.24	1.16
31:DA:2334:G:H21	44:DS:18:ILE:HD11	1.08	1.16
31:DA:2701:C:H3'	31:DA:2702:U:C5'	1.75	1.16
1:AA:59:A:H5''	1:AA:60:A:H5''	1.20	1.16
31:DA:2394:C:OP1	41:DP:63:PRO:HD2	1.43	1.16
31:BA:870:A:H5''	42:BQ:7:MET:HB2	1.24	1.16
39:BN:47:ALA:HB2	39:BN:112:LEU:HD11	1.29	1.15
24:B2:49:LYS:HD2	24:B2:53:LEU:HD12	1.17	1.15
47:DV:19:LYS:HG3	47:DV:20:LEU:H	1.08	1.14
33:DD:35:LYS:HD2	33:DD:104:TYR:CD1	1.82	1.14
51:DZ:151:HIS:HB3	51:DZ:170:THR:HA	1.15	1.14
2:CB:111:ARG:HH11	2:CB:111:ARG:HG2	1.09	1.14
46:DU:64:ARG:CZ	46:DU:64:ARG:HA	1.78	1.14
44:BS:85:VAL:HG23	44:BS:106:ARG:HB2	1.30	1.13
47:BV:19:LYS:HG3	47:BV:20:LEU:H	1.05	1.13
50:BY:95:LYS:HD3	50:BY:100:ALA:HB1	1.17	1.13
31:DA:870:A:H5''	42:DQ:7:MET:HB2	1.18	1.13
31:BA:2701:C:H3'	31:BA:2702:U:C5'	1.76	1.13
33:BD:35:LYS:NZ	33:BD:104:TYR:HB2	1.62	1.13
31:DA:1821:A:H2'	31:DA:1822:G:H5''	1.26	1.12
46:BU:64:ARG:CZ	46:BU:64:ARG:HA	1.79	1.12
50:DY:28:LYS:HE2	50:DY:30:VAL:HG22	1.29	1.12
47:BV:43:GLU:H	47:BV:48:GLY:HA2	1.04	1.12
31:BA:2334:G:H21	44:BS:18:ILE:HD11	1.06	1.12
47:DV:43:GLU:H	47:DV:48:GLY:HA2	1.07	1.12
28:D6:10:LEU:HD12	30:D8:35:GLN:HE22	1.14	1.11
31:BA:2394:C:OP1	41:BP:63:PRO:HD2	1.48	1.11
47:BV:13:ARG:HG3	47:BV:13:ARG:HH11	1.14	1.11

Continued on next page...

Continued from previous page...

Atom-1	Atom-2	Interatomic distance (Å)	Clash overlap (Å)
7:CG:113:GLU:HB2	7:CG:119:ARG:HG2	1.33	1.11
33:DD:255:LYS:H	33:DD:255:LYS:HE3	1.14	1.10
47:DV:72:VAL:HA	47:DV:88:ARG:HH22	1.12	1.10
33:BD:255:LYS:H	33:BD:255:LYS:HE3	1.13	1.10
41:BP:140:ALA:HB1	25:D3:38:GLU:HG2	1.19	1.10
33:DD:35:LYS:HD3	33:DD:63:ARG:HB3	1.30	1.10
44:DS:89:ARG:O	44:DS:92:TYR:HB3	1.50	1.10
50:BY:28:LYS:HE2	50:BY:30:VAL:HG22	1.31	1.10
47:DV:13:ARG:HH11	47:DV:13:ARG:HG3	1.13	1.09
30:B8:32:LEU:HG	30:B8:34:TRP:HE3	1.14	1.09
51:BZ:151:HIS:HB3	51:BZ:170:THR:HA	1.15	1.09
44:DS:28:VAL:HB	44:DS:89:ARG:HB2	1.15	1.09
50:DY:95:LYS:HD3	50:DY:100:ALA:HB1	1.30	1.09
35:DF:101:LEU:HD12	35:DF:102:PRO:HD2	1.21	1.09
7:AG:113:GLU:HB2	7:AG:119:ARG:HG2	1.32	1.09
16:AP:28:ARG:HH11	16:AP:28:ARG:HG2	1.12	1.09
45:BT:50:ILE:HD11	45:BT:102:ILE:HD11	1.34	1.09
28:B6:10:LEU:HD12	30:B8:35:GLN:HE22	1.13	1.09
40:BO:23:ARG:HH11	40:BO:23:ARG:HG2	1.15	1.09
1:CA:59:A:H5''	1:CA:60:A:H5''	1.28	1.09
2:CB:185:ILE:HG22	2:CB:199:TYR:HB2	1.32	1.09
44:DS:34:HIS:HB3	44:DS:53:SER:HB3	1.34	1.08
2:AB:185:ILE:HG22	2:AB:199:TYR:HB2	1.30	1.08
33:BD:183:ARG:HH11	33:BD:183:ARG:HG2	1.18	1.08
44:BS:28:VAL:HB	44:BS:89:ARG:HB2	1.13	1.08
41:BP:24:GLY:HA3	41:BP:33:ARG:HH21	1.06	1.08
41:DP:24:GLY:HA3	41:DP:33:ARG:HH21	1.09	1.08
23:B1:17:SER:O	23:B1:44:PRO:HD2	1.53	1.07
28:B6:15:GLU:CG	28:B6:18:ARG:HE	1.65	1.07
33:BD:35:LYS:HD3	33:BD:63:ARG:HB3	1.34	1.07
31:DA:1899:G:H22	31:DA:1902:C:N4	1.50	1.07
33:DD:44:ASN:HB3	33:DD:49:ILE:HA	1.33	1.07
33:DD:183:ARG:HH11	33:DD:183:ARG:HG2	1.17	1.07
31:BA:2206:G:H21	31:BA:2207:G:C5'	1.67	1.07
42:BQ:9:TYR:O	42:BQ:9:TYR:HD2	1.37	1.07
51:DZ:53:ILE:HG22	51:DZ:71:VAL:HB	1.37	1.07
31:BA:1821:A:H2'	31:BA:1822:G:H5''	1.34	1.07
46:BU:64:ARG:HA	46:BU:64:ARG:NH2	1.70	1.07
39:DN:40:PRO:HA	46:DU:64:ARG:HH22	1.11	1.07
49:DX:77:LYS:HG2	49:DX:78:LYS:HG3	1.37	1.07
35:BF:101:LEU:HD12	35:BF:102:PRO:HD2	1.33	1.07

Continued on next page...

Continued from previous page...

Atom-1	Atom-2	Interatomic distance (Å)	Clash overlap (Å)
47:BV:85:LYS:O	47:BV:87:HIS:N	1.88	1.06
23:B1:41:ARG:HG3	23:B1:41:ARG:HH11	0.92	1.06
31:DA:511:U:H3'	31:DA:512:G:H5''	1.31	1.06
31:DA:571:A:H5'	31:DA:2030:A:H62	0.94	1.06
50:BY:45:VAL:HG13	50:BY:62:GLU:HB2	1.33	1.06
4:CD:128:VAL:HG12	4:CD:129:ASN:ND2	1.69	1.06
31:DA:1986:A:H2'	31:DA:1987:G:H5''	1.38	1.06
44:DS:85:VAL:HG23	44:DS:106:ARG:HB2	1.36	1.06
47:DV:47:VAL:HG13	47:DV:48:GLY:H	1.20	1.06
31:DA:2206:G:H21	31:DA:2207:G:C5'	1.67	1.06
47:DV:1:MET:HE3	47:DV:44:LYS:HB2	1.38	1.06
50:DY:45:VAL:HG13	50:DY:62:GLU:HB2	1.38	1.06
31:BA:571:A:H5'	31:BA:2030:A:H62	0.93	1.06
49:BX:77:LYS:HG2	49:BX:78:LYS:HG3	1.33	1.06
39:DN:47:ALA:HB2	39:DN:112:LEU:HD11	1.35	1.05
32:BB:87:G:H3'	32:BB:88:C:H5''	1.35	1.05
46:DU:64:ARG:HA	46:DU:64:ARG:NH2	1.68	1.05
31:BA:2562:U:H1'	40:BO:23:ARG:HH12	1.16	1.05
33:DD:27:THR:HG21	33:DD:83:GLU:HG2	1.35	1.05
39:DN:1:MET:HB3	47:DV:20:LEU:HD22	1.38	1.05
41:BP:120:ALA:O	25:D3:1:MET:HA	1.54	1.05
49:BX:25:LYS:HG3	49:BX:26:TYR:H	1.15	1.05
16:CP:28:ARG:HH11	16:CP:28:ARG:HG2	1.18	1.05
44:BS:89:ARG:O	44:BS:92:TYR:HB3	1.56	1.04
44:BS:34:HIS:HB3	44:BS:53:SER:HB3	1.32	1.04
51:BZ:53:ILE:HG22	51:BZ:71:VAL:HB	1.33	1.04
31:DA:197:A:H8	31:DA:197:A:H5'	1.18	1.04
31:DA:2012:G:H4'	48:DW:96:ILE:HD11	1.35	1.04
31:DA:2415:G:H4'	41:DP:67:MET:H	1.21	1.04
49:DX:25:LYS:HG3	49:DX:26:TYR:H	1.15	1.04
39:BN:40:PRO:HA	46:BU:64:ARG:HH22	1.15	1.04
41:BP:29:LYS:HD2	41:BP:29:LYS:H	1.19	1.04
47:BV:1:MET:HE3	47:BV:44:LYS:HB2	1.40	1.04
49:BX:63:LYS:HD2	49:BX:70:LEU:HD13	1.37	1.04
10:AJ:34:VAL:HG22	10:AJ:74:ILE:HG22	1.40	1.04
31:BA:1696:G:H2'	31:BA:1697:G:H5''	1.40	1.04
31:BA:1899:G:H22	31:BA:1902:C:N4	1.55	1.04
31:DA:571:A:H5'	31:DA:2030:A:N6	1.73	1.04
31:DA:1484:G:N2	31:DA:1505:C:H41	1.55	1.04
34:DE:36:ARG:HH21	34:DE:88:GLY:HA2	1.17	1.04
31:BA:571:A:H5'	31:BA:2030:A:N6	1.73	1.03

Continued on next page...

Continued from previous page...

Atom-1	Atom-2	Interatomic distance (Å)	Clash overlap (Å)
31:BA:2415:G:H4'	41:BP:67:MET:H	1.18	1.03
33:BD:44:ASN:HB3	33:BD:49:ILE:HA	1.35	1.03
47:BV:75:PHE:HE1	47:BV:89:GLN:HB3	1.21	1.03
31:DA:171:G:H2'	31:DA:172:C:O4'	1.57	1.03
31:BA:2305:A:H5''	36:BG:134:GLY:HA3	1.40	1.03
50:DY:10:GLY:HA2	50:DY:27:VAL:HG13	1.04	1.03
31:BA:2317:C:H2'	31:BA:2318:G:H5'	1.35	1.03
39:BN:1:MET:HB3	47:BV:20:LEU:HD22	1.40	1.03
47:BV:82:ARG:HH11	47:BV:82:ARG:CG	1.70	1.03
31:DA:662:G:OP1	41:DP:18:ARG:HD2	1.58	1.03
31:DA:1747(A):G:H2'	31:DA:1748:G:H5'	1.40	1.03
50:BY:96:ILE:HD12	50:BY:99:CYS:SG	1.99	1.03
25:D3:8:LEU:HD13	25:D3:31:LEU:HD23	1.36	1.03
32:DB:87:G:H3'	32:DB:88:C:H5''	1.36	1.03
20:AT:50:GLU:HB3	20:AT:100:ILE:HG12	1.38	1.03
31:BA:2317:C:C2'	31:BA:2318:G:H5'	1.89	1.03
33:BD:35:LYS:HD2	33:BD:104:TYR:CE1	1.94	1.03
45:BT:23:ARG:HB2	45:BT:24:PRO:HD2	1.36	1.03
47:BV:19:LYS:HG3	47:BV:20:LEU:N	1.67	1.03
13:CM:3:ARG:HH22	36:DG:139:LEU:HD13	1.24	1.03
32:DB:15:A:H5'	32:DB:16:G:C8	1.93	1.03
40:DO:23:ARG:HH11	40:DO:23:ARG:HG2	1.23	1.03
31:BA:171:G:H2'	31:BA:172:C:O4'	1.56	1.02
51:BZ:151:HIS:CB	51:BZ:170:THR:HA	1.88	1.02
31:DA:1798:U:H5'	33:DD:259:THR:HG22	1.35	1.02
1:CA:1090:U:H2'	1:CA:1091:U:H6	1.22	1.02
31:BA:2012:G:H4'	48:BW:96:ILE:HD11	1.38	1.02
41:BP:16:ARG:HD3	41:BP:18:ARG:H	1.23	1.02
20:CT:50:GLU:HB3	20:CT:100:ILE:HG12	1.40	1.02
41:DP:29:LYS:HD2	41:DP:29:LYS:H	1.21	1.02
42:DQ:9:TYR:O	42:DQ:9:TYR:HD2	1.42	1.02
45:DT:23:ARG:HB2	45:DT:24:PRO:HD2	1.37	1.02
12:AL:47:LYS:HB3	12:AL:48:PRO:HD3	1.41	1.02
31:BA:1529:G:H21	31:BA:1530:C:H5''	1.21	1.02
47:BV:18:LEU:HD22	47:BV:19:LYS:HA	1.42	1.02
30:D8:32:LEU:HG	30:D8:34:TRP:HE3	1.20	1.02
31:DA:1899:G:N2	31:DA:1902:C:H41	1.57	1.02
50:DY:96:ILE:HD12	50:DY:99:CYS:SG	1.99	1.02
27:B5:16:ARG:HH11	27:B5:16:ARG:HG2	1.24	1.02
31:BA:102:G:O2'	31:BA:103:A:OP2	1.75	1.02
33:BD:49:ILE:HD11	33:BD:52:ARG:HA	1.38	1.02

Continued on next page...

Continued from previous page...

Atom-1	Atom-2	Interatomic distance (Å)	Clash overlap (Å)
42:BQ:81:VAL:O	42:BQ:82:ARG:CG	2.08	1.02
12:CL:47:LYS:HB3	12:CL:48:PRO:HD3	1.41	1.02
22:D0:13:GLY:O	22:D0:14:ARG:HB2	1.56	1.02
23:D1:17:SER:O	23:D1:44:PRO:HD2	1.57	1.02
51:DZ:151:HIS:CB	51:DZ:170:THR:HA	1.89	1.02
23:B1:87:PRO:HD2	23:B1:88:LYS:H	1.24	1.01
31:BA:511:U:H3'	31:BA:512:G:H5''	1.34	1.01
31:BA:1484:G:N2	31:BA:1505:C:H41	1.58	1.01
31:DA:2317:C:H2'	31:DA:2318:G:H5'	1.36	1.01
31:DA:2562:U:H1'	40:DO:23:ARG:HH12	1.21	1.01
31:DA:2701:C:C3'	31:DA:2702:U:H5''	1.91	1.01
4:AD:128:VAL:HG12	4:AD:129:ASN:ND2	1.75	1.01
37:BH:158:HIS:NE2	37:BH:170:ARG:HA	1.76	1.01
10:CJ:34:VAL:HG22	10:CJ:74:ILE:HG22	1.40	1.01
31:DA:2206:G:H21	31:DA:2207:G:H5'	0.85	1.01
31:DA:2305:A:H5''	36:DG:134:GLY:HA3	1.42	1.01
38:DI:53:ALA:CB	38:DI:56:LYS:HG3	1.91	1.01
1:AA:1090:U:H2'	1:AA:1091:U:H6	1.22	1.01
24:B2:44:LEU:O	24:B2:44:LEU:HD12	1.60	1.01
39:BN:42:TRP:HB3	46:BU:64:ARG:NH1	1.74	1.01
23:D1:47:GLN:HG2	31:DA:2230:G:H1'	1.42	1.01
23:D1:87:PRO:HD2	23:D1:88:LYS:H	1.24	1.01
31:DA:197:A:H5'	31:DA:197:A:C8	1.95	1.01
39:DN:42:TRP:HB3	46:DU:64:ARG:NH1	1.74	1.01
45:DT:50:ILE:HD11	45:DT:102:ILE:HD11	1.41	1.01
31:BA:1658:C:OP1	34:BE:132:HIS:CE1	2.13	1.01
36:BG:43:LEU:HD12	36:BG:153:ARG:HD2	1.43	1.01
31:DA:1529:G:H21	31:DA:1530:C:H5''	1.25	1.01
33:DD:35:LYS:HD2	33:DD:104:TYR:CE1	1.96	1.01
40:DO:115:VAL:HG13	40:DO:121:VAL:HG21	1.40	1.01
31:BA:1986:A:C2'	31:BA:1987:G:H5''	1.89	1.00
31:BA:2701:C:C3'	31:BA:2702:U:H5''	1.91	1.00
23:D1:41:ARG:HH11	23:D1:41:ARG:HG3	0.88	1.00
33:DD:35:LYS:HD3	33:DD:63:ARG:CB	1.92	1.00
44:DS:89:ARG:HA	44:DS:89:ARG:HE	1.26	1.00
49:DX:63:LYS:HD2	49:DX:70:LEU:HD13	1.40	1.00
32:BB:15:A:H5'	32:BB:16:G:C8	1.97	1.00
32:BB:20:C:H2'	32:BB:21:G:H5''	1.44	1.00
34:DE:132:HIS:CD2	34:DE:135:HIS:NE2	2.30	1.00
47:BV:75:PHE:CE1	47:BV:89:GLN:HB3	1.96	1.00
31:DA:102:G:O2'	31:DA:103:A:OP2	1.78	1.00

Continued on next page...

Continued from previous page...

Atom-1	Atom-2	Interatomic distance (Å)	Clash overlap (Å)
31:DA:1986:A:C2'	31:DA:1987:G:H5''	1.90	1.00
28:D6:15:GLU:CG	28:D6:18:ARG:HE	1.75	1.00
31:DA:1019:U:H3	31:DA:1142(A):A:H62	1.04	1.00
31:DA:2317:C:C2'	31:DA:2318:G:H5'	1.90	1.00
31:BA:2206:G:H21	31:BA:2207:G:H5'	0.85	1.00
43:DR:4:LEU:O	43:DR:4:LEU:HD12	1.62	1.00
34:BE:73:GLU:HG3	34:BE:74:PRO:HD2	1.44	1.00
33:DD:49:ILE:HD11	33:DD:52:ARG:HA	1.40	1.00
4:AD:128:VAL:HG12	4:AD:129:ASN:HD22	1.24	0.99
22:B0:13:GLY:O	22:B0:14:ARG:HB2	1.54	0.99
24:B2:32:LEU:HD21	31:BA:61:G:O2'	1.60	0.99
34:BE:36:ARG:HH21	34:BE:88:GLY:HA2	1.25	0.99
31:BA:1986:A:H2'	31:BA:1987:G:H5''	1.42	0.99
33:BD:35:LYS:HZ3	33:BD:104:TYR:HB2	1.21	0.99
3:CC:47:LEU:HD21	3:CC:68:VAL:HG11	1.44	0.99
31:BA:1697:G:H5'	31:BA:1697:G:H8	1.26	0.99
50:BY:76:CYS:SG	50:BY:77:PRO:HD2	2.00	0.99
31:BA:197:A:H8	31:BA:197:A:H5'	1.22	0.99
34:BE:132:HIS:CD2	34:BE:135:HIS:NE2	2.31	0.99
23:D1:41:ARG:HG3	23:D1:41:ARG:NH1	1.62	0.99
23:B1:19:GLN:HE21	31:BA:379:G:H21	1.08	0.99
24:B2:56:GLN:H	24:B2:56:GLN:NE2	1.59	0.99
50:BY:10:GLY:HA2	50:BY:27:VAL:HG13	0.99	0.99
31:DA:1697:G:H8	31:DA:1697:G:H5'	1.21	0.99
30:B8:32:LEU:O	30:B8:33:ASN:HB3	1.61	0.99
44:BS:89:ARG:HA	44:BS:89:ARG:HE	1.26	0.99
41:DP:16:ARG:HD3	41:DP:18:ARG:H	1.22	0.99
43:BR:11:ASN:OD1	43:BR:12:ARG:N	1.95	0.98
31:BA:102:G:H5''	31:BA:102:G:H8	1.24	0.98
47:DV:82:ARG:CG	47:DV:82:ARG:HH11	1.77	0.98
47:BV:19:LYS:CG	47:BV:20:LEU:H	1.75	0.98
31:DA:996:A:H4'	46:DU:92:ARG:NE	1.77	0.98
1:CA:1256:A:H61	1:CA:1278:U:H1'	1.26	0.98
25:B3:8:LEU:HD13	25:B3:31:LEU:HD23	1.44	0.98
31:DA:2656:U:H3	31:DA:2665:A:H2	1.08	0.98
29:B7:8:ASN:C	29:B7:8:ASN:HD22	1.66	0.98
50:BY:10:GLY:CA	50:BY:27:VAL:HG13	1.94	0.98
47:DV:18:LEU:HD22	47:DV:19:LYS:HA	1.46	0.98
1:AA:664:G:H22	1:AA:741:G:H1	1.04	0.98
37:DH:158:HIS:NE2	37:DH:170:ARG:HA	1.78	0.98
39:BN:45:ASN:HD22	39:BN:45:ASN:H	1.08	0.98

Continued on next page...

Continued from previous page...

Atom-1	Atom-2	Interatomic distance (Å)	Clash overlap (Å)
31:DA:2829:C:H2'	31:DA:2830:G:H5''	1.45	0.98
50:DY:28:LYS:HB2	50:DY:37:VAL:HB	1.46	0.98
27:D5:2:ALA:HA	31:DA:2015:A:H1'	1.45	0.97
33:DD:39:LYS:HB2	33:DD:62:TYR:HB2	1.45	0.97
16:AP:4:ILE:HG13	16:AP:21:VAL:HG12	1.46	0.97
31:BA:1902:C:O2'	33:BD:244:ARG:HB2	1.63	0.97
31:BA:71:A:H2	49:BX:31:HIS:HE1	0.99	0.97
31:BA:996:A:H4'	46:BU:92:ARG:NE	1.78	0.97
1:CA:664:G:H22	1:CA:741:G:H1	1.06	0.97
24:D2:32:LEU:HD21	31:DA:61:G:O2'	1.64	0.97
34:DE:73:GLU:HG3	34:DE:74:PRO:HD2	1.45	0.97
31:BA:1798:U:H5'	33:BD:259:THR:HG22	1.41	0.97
36:DG:43:LEU:HD12	36:DG:153:ARG:HD2	1.44	0.97
4:CD:128:VAL:HG12	4:CD:129:ASN:HD22	1.19	0.97
33:BD:35:LYS:HD3	33:BD:63:ARG:CB	1.93	0.97
45:DT:30:VAL:HG21	45:DT:83:ILE:HG13	1.46	0.97
30:B8:62:LEU:HD13	31:BA:242:G:H5''	1.45	0.97
33:BD:39:LYS:HB2	33:BD:62:TYR:HB2	1.45	0.97
43:BR:4:LEU:HD12	43:BR:4:LEU:O	1.64	0.97
47:BV:43:GLU:N	47:BV:48:GLY:HA2	1.80	0.97
23:B1:13:ILE:HG12	23:B1:14:VAL:N	1.80	0.97
30:D8:32:LEU:O	30:D8:33:ASN:HB3	1.64	0.97
31:DA:102:G:H5''	31:DA:102:G:H8	1.30	0.97
31:DA:145:G:H2'	31:DA:146:G:H5''	1.47	0.97
23:B1:85:LEU:HB3	23:B1:87:PRO:HD3	1.47	0.97
31:DA:1658:C:OP1	34:DE:132:HIS:CE1	2.18	0.97
1:AA:1256:A:H61	1:AA:1278:U:H1'	1.27	0.96
23:D1:85:LEU:HB3	23:D1:87:PRO:HD3	1.45	0.96
28:B6:15:GLU:HG2	28:B6:18:ARG:HE	1.29	0.96
23:B1:41:ARG:HG3	23:B1:41:ARG:NH1	1.66	0.96
34:DE:61:ARG:H	34:DE:62:PRO:HD2	1.29	0.96
31:BA:659:C:H5'	31:BA:659:C:H6	1.25	0.96
33:BD:25:THR:HG21	33:BD:81:ALA:HB1	1.47	0.96
28:B6:9:LEU:HD22	28:B6:10:LEU:N	1.80	0.96
34:BE:61:ARG:H	34:BE:62:PRO:HD2	1.30	0.96
49:DX:60:ARG:HB2	49:DX:72:LYS:O	1.65	0.96
31:DA:141:A:H8	31:DA:1408:C:HO2'	1.10	0.96
24:B2:14:ARG:O	24:B2:18:PRO:HD3	1.63	0.96
30:B8:32:LEU:HG	30:B8:34:TRP:CE3	2.01	0.96
47:BV:47:VAL:HG13	47:BV:48:GLY:H	1.27	0.96
47:DV:79:VAL:O	47:DV:80:GLN:HB3	1.66	0.96

Continued on next page...

Continued from previous page...

Atom-1	Atom-2	Interatomic distance (Å)	Clash overlap (Å)
32:DB:20:C:H2'	32:DB:21:G:H5''	1.44	0.96
3:AC:47:LEU:HD21	3:AC:68:VAL:HG11	1.45	0.95
42:BQ:22:LYS:HE2	42:BQ:22:LYS:HA	1.46	0.95
47:BV:79:VAL:O	47:BV:80:GLN:HB3	1.63	0.95
27:D5:16:ARG:HH11	27:D5:16:ARG:HG2	1.26	0.95
1:AA:1502:A:H2	1:AA:1505:G:H1	0.98	0.95
42:BQ:23:GLY:O	42:BQ:100:GLY:HA3	1.64	0.95
32:DB:7:G:H4'	44:DS:29:PHE:CD1	2.01	0.95
44:DS:61:ASN:HD22	44:DS:62:LYS:H	1.01	0.95
31:BA:2068:U:H3	31:BA:2430:A:H2	0.98	0.95
3:AC:20:SER:HB2	3:AC:40:ARG:HH22	1.30	0.95
38:DI:52:ARG:O	38:DI:53:ALA:HB3	1.66	0.95
23:D1:13:ILE:HG12	23:D1:14:VAL:N	1.76	0.95
23:D1:16:ASN:HB3	23:D1:46:LEU:HG	1.49	0.95
31:DA:1696:G:H2'	31:DA:1697:G:H5''	1.46	0.95
31:BA:1899:G:N2	31:BA:1902:C:H41	1.64	0.95
50:BY:28:LYS:HB2	50:BY:37:VAL:HB	1.45	0.95
31:DA:1790:C:H5''	31:DA:1791:A:OP1	1.67	0.95
50:DY:76:CYS:SG	50:DY:77:PRO:HD2	2.06	0.95
1:AA:475:G:H2'	1:AA:476:G:H8	1.30	0.95
38:BI:9:LEU:H	38:BI:13:GLY:HA3	1.29	0.95
31:DA:746:A:C2	55:DA:3311:ZIT:H161	2.00	0.95
47:DV:43:GLU:N	47:DV:48:GLY:HA2	1.82	0.95
33:BD:27:THR:HG21	33:BD:83:GLU:HG2	1.46	0.95
31:BA:746:A:C2	55:BA:3351:ZIT:H161	2.02	0.95
31:DA:154:G:H1	31:DA:172:C:H42	1.14	0.95
27:B5:4:HIS:HB3	27:B5:5:PRO:HD3	1.49	0.94
31:BA:197:A:H5'	31:BA:197:A:C8	1.99	0.94
41:BP:41:ARG:NH2	41:BP:41:ARG:HA	1.82	0.94
29:D7:8:ASN:ND2	29:D7:11:LYS:H	1.64	0.94
31:DA:659:C:H5'	31:DA:659:C:H6	1.32	0.94
49:BX:82:GLN:O	49:BX:85:PRO:HD2	1.67	0.94
1:CA:15:G:H4'	5:CE:24:ARG:HH12	1.29	0.94
16:CP:4:ILE:HG13	16:CP:21:VAL:HG12	1.48	0.94
47:DV:19:LYS:CG	47:DV:20:LEU:H	1.79	0.94
18:AR:79:LEU:HD23	18:AR:80:PRO:HD2	1.50	0.94
31:BA:1169:G:H1	31:BA:1180:C:H42	0.96	0.94
30:B8:52:LYS:H	30:B8:53:PRO:HD2	1.32	0.94
50:BY:10:GLY:HA2	50:BY:27:VAL:CG1	1.94	0.94
3:CC:20:SER:HB2	3:CC:40:ARG:HH22	1.31	0.94
47:DV:75:PHE:HE1	47:DV:89:GLN:HB3	1.30	0.94

Continued on next page...

Continued from previous page...

Atom-1	Atom-2	Interatomic distance (Å)	Clash overlap (Å)
1:AA:737:A:H2'	1:AA:738:C:C6	2.02	0.94
23:B1:16:ASN:HB3	23:B1:46:LEU:HG	1.49	0.94
18:CR:79:LEU:HD23	18:CR:80:PRO:HD2	1.48	0.94
31:BA:145:G:H2'	31:BA:146:G:H5''	1.47	0.94
33:BD:25:THR:O	33:BD:27:THR:HB	1.68	0.94
34:DE:36:ARG:NH2	34:DE:88:GLY:HA2	1.83	0.94
2:AB:158:LEU:H	2:AB:158:LEU:HD12	1.31	0.94
31:BA:1019:U:H3	31:BA:1142(A):A:H62	1.09	0.94
31:DA:1024:G:H3'	31:DA:1025:G:H5''	1.49	0.94
31:BA:662:G:OP1	41:BP:18:ARG:HD2	1.68	0.94
44:BS:92:TYR:HD1	44:BS:93:LYS:H	1.16	0.94
47:BV:15:GLU:HB3	47:BV:16:PRO:HD2	1.47	0.94
44:DS:28:VAL:HB	44:DS:89:ARG:CB	1.98	0.94
46:DU:83:LEU:HB3	46:DU:88:ILE:HD11	1.48	0.94
47:DV:19:LYS:HG3	47:DV:20:LEU:N	1.72	0.94
44:BS:28:VAL:HB	44:BS:89:ARG:CB	1.97	0.94
29:B7:8:ASN:ND2	29:B7:11:LYS:H	1.66	0.94
31:BA:1747(A):G:H2'	31:BA:1748:G:H5'	1.46	0.94
44:BS:14:VAL:HG12	44:BS:15:ARG:H	1.32	0.94
45:BT:100:TYR:HB3	45:BT:103:ARG:HE	1.33	0.94
1:CA:737:A:H2'	1:CA:738:C:C6	2.03	0.94
2:CB:158:LEU:H	2:CB:158:LEU:HD12	1.31	0.94
31:DA:71:A:H2	49:DX:31:HIS:HE1	1.00	0.94
45:DT:100:TYR:HB3	45:DT:103:ARG:HE	1.33	0.94
24:B2:49:LYS:CD	24:B2:53:LEU:HD12	1.99	0.93
12:CL:8:ASN:HD22	17:CQ:34:LYS:HE2	1.33	0.93
30:D8:62:LEU:HD13	31:DA:242:G:H5''	1.49	0.93
31:DA:875:G:H4'	51:DZ:170:THR:HG21	1.50	0.93
31:DA:2334:G:N2	44:DS:18:ILE:HD11	1.84	0.93
38:DI:9:LEU:H	38:DI:13:GLY:HA3	1.28	0.93
35:BF:123:LEU:HD12	35:BF:124:LEU:H	1.33	0.93
47:BV:22:VAL:O	47:BV:23:GLU:HB2	1.67	0.93
31:DA:1484:G:H21	31:DA:1505:C:N4	1.64	0.93
33:DD:25:THR:HG21	33:DD:81:ALA:HB1	1.50	0.93
46:BU:92:ARG:HB2	47:BV:11:GLN:NE2	1.83	0.93
45:BT:30:VAL:HG21	45:BT:83:ILE:HG13	1.50	0.93
50:BY:39:VAL:HG12	50:BY:40:GLU:H	1.31	0.93
23:D1:19:GLN:HE21	31:DA:379:G:H21	1.14	0.93
31:DA:71:A:H2	49:DX:31:HIS:CE1	1.86	0.93
47:DV:15:GLU:HB3	47:DV:16:PRO:HD2	1.49	0.93
31:BA:2334:G:N2	44:BS:18:ILE:HD11	1.83	0.93

Continued on next page...

Continued from previous page...

Atom-1	Atom-2	Interatomic distance (Å)	Clash overlap (Å)
31:DA:1771:C:HO2'	31:DA:1786:A:H8	0.94	0.93
47:DV:75:PHE:CE1	47:DV:89:GLN:HB3	2.02	0.93
30:B8:31:HIS:CG	31:BA:2419:U:O4	2.22	0.93
31:BA:2681:C:H5	31:BA:2725:A:H62	0.94	0.93
31:DA:528:A:N1	31:DA:2042:A:H2'	1.82	0.93
31:DA:2415:G:O3'	41:DP:66:GLY:HA3	1.69	0.93
1:AA:15:G:H4'	5:AE:24:ARG:HH12	1.31	0.93
31:BA:102:G:H5''	31:BA:102:G:C8	2.03	0.93
31:BA:1484:G:H21	31:BA:1505:C:N4	1.65	0.93
39:DN:45:ASN:H	39:DN:45:ASN:HD22	1.13	0.93
41:BP:143:GLY:C	41:BP:145:PRO:HD3	1.89	0.93
1:CA:475:G:H2'	1:CA:476:G:H8	1.33	0.93
34:DE:93:VAL:H	34:DE:95:ILE:CD1	1.82	0.93
1:CA:1442(A):G:H3'	1:CA:1442(B):A:H5''	1.50	0.93
31:DA:1278:A:OP1	43:DR:36:THR:HG22	1.67	0.93
31:DA:1039:G:H1	31:DA:1116:C:H42	1.17	0.92
31:DA:2068:U:H3	31:DA:2430:A:H2	1.04	0.92
1:AA:954:G:H21	1:AA:1227:A:H62	1.16	0.92
40:BO:115:VAL:HG13	40:BO:121:VAL:HG21	1.49	0.92
15:CO:56:LEU:O	15:CO:60:VAL:HG23	1.68	0.92
28:D6:12:GLU:HA	28:D6:23:THR:HA	1.49	0.92
33:DD:35:LYS:HZ3	33:DD:104:TYR:HB2	1.23	0.92
1:CA:1090:U:H2'	1:CA:1091:U:C6	2.04	0.92
16:CP:45:THR:HG22	16:CP:47:ASP:H	1.34	0.92
51:DZ:39:VAL:HG21	51:DZ:44:PHE:HB2	1.51	0.92
1:AA:445:G:H2'	1:AA:446:G:H8	1.33	0.92
31:BA:2701:C:H3'	31:BA:2702:U:H5''	0.95	0.92
51:BZ:69:THR:HG22	51:BZ:90:VAL:HA	1.51	0.92
28:D6:9:LEU:HD22	28:D6:10:LEU:N	1.84	0.92
33:DD:25:THR:O	33:DD:27:THR:HB	1.69	0.92
42:DQ:23:GLY:O	42:DQ:100:GLY:HA3	1.69	0.92
47:DV:22:VAL:O	47:DV:23:GLU:HB2	1.70	0.92
15:AO:56:LEU:O	15:AO:60:VAL:HG23	1.68	0.92
28:B6:28:ARG:HA	28:B6:32:ASN:HD22	1.33	0.92
31:BA:2415:G:O3'	41:BP:66:GLY:HA3	1.69	0.92
43:DR:24:GLN:HE22	43:DR:36:THR:HG21	1.34	0.92
11:AK:22:HIS:HB3	11:AK:29:ILE:HG23	1.50	0.92
37:BH:137:ASP:O	37:BH:138:LYS:HB2	1.70	0.92
11:CK:22:HIS:HB3	11:CK:29:ILE:HG23	1.49	0.92
1:AA:376:G:H4'	16:AP:5:ARG:HH11	1.30	0.92
1:AA:1442(A):G:H3'	1:AA:1442(B):A:H5''	1.51	0.92

Continued on next page...

Continued from previous page...

Atom-1	Atom-2	Interatomic distance (Å)	Clash overlap (Å)
48:BW:9:TYR:H	48:BW:102:HIS:HD2	1.13	0.92
29:D7:8:ASN:HD21	29:D7:11:LYS:H	0.98	0.92
49:DX:60:ARG:HE	49:DX:74:PRO:HG2	1.34	0.92
24:B2:23:LYS:HB2	49:BX:5:TYR:HE1	1.32	0.92
31:BA:71:A:H2	49:BX:31:HIS:CE1	1.87	0.92
32:BB:7:G:H4'	44:BS:29:PHE:CD1	2.05	0.92
41:BP:17:LYS:O	41:BP:19:VAL:N	2.02	0.92
30:B8:30:ARG:HH21	41:BP:62:LEU:HB2	1.33	0.92
31:BA:875:G:H4'	51:BZ:170:THR:HG21	1.50	0.92
41:BP:51:PHE:O	41:BP:52:GLU:HB2	1.68	0.92
1:CA:1502:A:H2	1:CA:1505:G:H1	0.95	0.92
29:B7:8:ASN:HD21	29:B7:11:LYS:H	1.03	0.92
37:DH:44:VAL:HG12	37:DH:45:VAL:H	1.35	0.92
38:BI:133:HIS:HB2	38:BI:134:PRO:HD2	1.51	0.91
35:BF:67:GLN:O	35:BF:67:GLN:HG3	1.68	0.91
24:D2:14:ARG:O	24:D2:18:PRO:HD3	1.69	0.91
50:DY:10:GLY:CA	50:DY:27:VAL:HG13	1.99	0.91
31:BA:1039:G:H1	31:BA:1116:C:H42	1.15	0.91
31:BA:2829:C:H2'	31:BA:2830:G:H5''	1.48	0.91
31:DA:2808:U:H5'	31:DA:2891:G:O6	1.69	0.91
32:DB:50:G:OP1	44:DS:63:THR:HG23	1.70	0.91
38:DI:133:HIS:HB2	38:DI:134:PRO:HD2	1.51	0.91
31:DA:659:C:H6	31:DA:659:C:C5'	1.83	0.91
35:BF:46:ARG:HH11	35:BF:46:ARG:HG2	1.31	0.91
44:BS:61:ASN:HD22	44:BS:62:LYS:H	0.97	0.91
30:D8:30:ARG:HH21	41:DP:62:LEU:HB2	1.35	0.91
35:DF:67:GLN:HG3	35:DF:67:GLN:O	1.71	0.91
51:DZ:69:THR:HG22	51:DZ:90:VAL:HA	1.51	0.91
1:CA:376:G:H4'	16:CP:5:ARG:HH11	1.33	0.91
24:D2:44:LEU:HD12	24:D2:44:LEU:O	1.69	0.91
28:D6:12:GLU:HB3	28:D6:23:THR:HG22	1.50	0.91
35:DF:18:ARG:HG2	35:DF:19:GLU:H	1.36	0.91
18:AR:50:ILE:HD11	18:AR:70:ILE:HG21	1.53	0.91
31:BA:2656:U:H3	31:BA:2665:A:H2	1.10	0.91
43:BR:8:ARG:HE	43:BR:8:ARG:HA	1.34	0.91
30:D8:32:LEU:HG	30:D8:34:TRP:CE3	2.06	0.91
31:DA:658:C:H2'	31:DA:659:C:H5''	1.51	0.91
31:DA:1403:C:H5''	31:DA:1471:A:H1'	1.52	0.91
31:DA:1497:U:H5'	31:DA:1498:C:H5	1.33	0.91
27:B5:2:ALA:HA	31:BA:2015:A:H1'	1.51	0.91
51:BZ:53:ILE:CG2	51:BZ:71:VAL:HB	2.00	0.91

Continued on next page...

Continued from previous page...

Atom-1	Atom-2	Interatomic distance (Å)	Clash overlap (Å)
1:CA:735:C:H2'	1:CA:736:C:H6	1.36	0.91
29:D7:8:ASN:HD22	29:D7:8:ASN:C	1.74	0.91
8:AH:86:ILE:HG21	8:AH:133:LEU:HD13	1.53	0.91
30:B8:52:LYS:N	30:B8:53:PRO:HD2	1.86	0.91
31:BA:658:C:H2'	31:BA:659:C:H5''	1.51	0.91
30:D8:31:HIS:CG	31:DA:2419:U:O4	2.25	0.91
1:AA:1090:U:H2'	1:AA:1091:U:C6	2.05	0.90
28:B6:15:GLU:CD	28:B6:18:ARG:HE	1.75	0.90
31:BA:1590:U:H2'	31:BA:1591:G:H5''	1.53	0.90
48:DW:9:TYR:H	48:DW:102:HIS:HD2	1.13	0.90
33:BD:175:LEU:HD12	33:BD:185:VAL:HG21	1.53	0.90
42:BQ:140:ALA:HB3	51:BZ:53:ILE:HG13	1.54	0.90
31:DA:1378:A:H4'	31:DA:1379:A:OP1	1.71	0.90
31:DA:2701:C:H3'	31:DA:2702:U:H5''	0.94	0.90
43:DR:8:ARG:HA	43:DR:8:ARG:HE	1.35	0.90
37:BH:43:VAL:HG21	37:BH:52:VAL:HG13	1.53	0.90
27:D5:4:HIS:HB3	27:D5:5:PRO:HD3	1.52	0.90
35:DF:46:ARG:HH11	35:DF:46:ARG:HG2	1.34	0.90
31:BA:1678:G:N2	31:BA:1989:G:H22	1.70	0.90
24:D2:56:GLN:H	24:D2:56:GLN:NE2	1.68	0.90
31:DA:796:C:H2'	31:DA:797:C:C6	2.06	0.90
31:DA:2681:C:H5	31:DA:2725:A:H62	0.91	0.90
35:DF:24:LEU:HB3	35:DF:25:PRO:HD2	1.54	0.90
39:DN:3:THR:HG22	39:DN:4:TYR:H	1.36	0.90
47:DV:62:LEU:HD22	47:DV:98:GLU:HB2	1.53	0.90
31:BA:2787:C:H1'	34:BE:61:ARG:HB2	1.52	0.90
31:DA:2472:G:N1	31:DA:2477:C:OP1	2.04	0.90
31:DA:2577:A:H5''	31:DA:2578:G:H5'	1.54	0.90
34:DE:93:VAL:H	34:DE:95:ILE:HD13	1.32	0.90
47:DV:85:LYS:O	47:DV:87:HIS:N	2.05	0.90
31:BA:2415:G:H4'	41:BP:67:MET:N	1.87	0.90
33:BD:35:LYS:HG2	33:BD:64:ILE:N	1.87	0.90
24:D2:46:GLN:HE21	24:D2:47:ASN:N	1.69	0.90
31:DA:2415:G:H4'	41:DP:67:MET:N	1.87	0.90
38:DI:53:ALA:HB2	38:DI:56:LYS:HG3	1.53	0.90
30:B8:32:LEU:HB3	30:B8:34:TRP:H	1.35	0.90
31:BA:154:G:H1	31:BA:172:C:H42	1.18	0.90
31:BA:286:C:H42	31:BA:355:G:H1	1.20	0.90
31:BA:659:C:H6	31:BA:659:C:C5'	1.83	0.90
31:BA:1378:A:H4'	31:BA:1379:A:OP1	1.69	0.90
37:BH:85:LYS:NZ	37:BH:145:ALA:HA	1.86	0.90

Continued on next page...

Continued from previous page...

Atom-1	Atom-2	Interatomic distance (Å)	Clash overlap (Å)
8:CH:86:ILE:HG21	8:CH:133:LEU:HD13	1.54	0.90
31:DA:2223:G:H2'	31:DA:2224:G:H5'	1.51	0.90
42:DQ:140:ALA:HB3	51:DZ:53:ILE:HG13	1.54	0.90
2:AB:101:MET:HA	2:AB:108:ILE:HG13	1.54	0.90
24:B2:56:GLN:H	24:B2:56:GLN:HE21	1.15	0.90
41:BP:58:THR:O	41:BP:61:ARG:CZ	2.20	0.90
23:D1:41:ARG:HH11	23:D1:41:ARG:CG	1.80	0.90
31:DA:676:A:H8	31:DA:2069:G:N2	1.69	0.90
31:DA:2787:C:H1'	34:DE:61:ARG:HB2	1.52	0.90
41:DP:17:LYS:O	41:DP:19:VAL:N	2.05	0.90
24:B2:46:GLN:HE21	24:B2:47:ASN:N	1.68	0.90
31:BA:993:G:H5'	47:BV:75:PHE:CE2	2.07	0.90
49:BX:60:ARG:HE	49:BX:74:PRO:HG2	1.35	0.90
35:DF:123:LEU:HD12	35:DF:124:LEU:H	1.34	0.90
47:DV:19:LYS:HG2	47:DV:96:ILE:HG22	1.52	0.90
31:BA:587:C:C5	41:BP:33:ARG:HG2	2.08	0.89
31:BA:1497:U:H5'	31:BA:1498:C:H5	1.36	0.89
23:D1:86:SER:N	23:D1:87:PRO:HD3	1.87	0.89
28:B6:10:LEU:HD12	30:B8:35:GLN:NE2	1.86	0.89
34:BE:116:VAL:O	34:BE:117:MET:HB3	1.72	0.89
33:DD:235:GLY:O	33:DD:237:GLU:HG2	1.72	0.89
40:DO:19:ILE:HG22	40:DO:43:VAL:HA	1.54	0.89
44:DS:92:TYR:HD1	44:DS:93:LYS:H	1.18	0.89
4:AD:189:PRO:HB2	4:AD:194:LEU:HD21	1.54	0.89
28:B6:12:GLU:HA	28:B6:23:THR:HA	1.52	0.89
31:BA:1744:C:H2'	31:BA:1745:C:H5'	1.54	0.89
39:BN:3:THR:HG22	39:BN:4:TYR:H	1.37	0.89
1:CA:17:U:H2'	1:CA:18:C:C6	2.07	0.89
44:DS:92:TYR:CD1	44:DS:93:LYS:N	2.41	0.89
23:B1:47:GLN:HG2	31:BA:2230:G:H1'	1.51	0.89
41:BP:141:ALA:HB3	25:D3:1:MET:SD	2.13	0.89
46:BU:92:ARG:HD2	47:BV:11:GLN:CG	2.02	0.89
23:B1:10:LYS:HB2	23:B1:14:VAL:H	1.35	0.89
31:BA:2223:G:H2'	31:BA:2224:G:H5'	1.54	0.89
35:BF:18:ARG:HG2	35:BF:19:GLU:H	1.35	0.89
31:DA:993:G:H5'	47:DV:75:PHE:CE2	2.07	0.89
33:DD:87:ASN:N	33:DD:87:ASN:HD22	1.69	0.89
49:DX:82:GLN:O	49:DX:85:PRO:HD2	1.72	0.89
12:AL:8:ASN:HD22	17:AQ:34:LYS:HE2	1.36	0.89
31:BA:2808:U:H5'	31:BA:2891:G:O6	1.71	0.89
24:D2:16:LEU:H	24:D2:18:PRO:HD2	1.38	0.89

Continued on next page...

Continued from previous page...

Atom-1	Atom-2	Interatomic distance (Å)	Clash overlap (Å)
28:D6:10:LEU:HD12	30:D8:35:GLN:NE2	1.86	0.89
28:D6:46:HIS:HB2	28:D6:47:THR:N	1.87	0.89
27:B5:46:CYS:SG	27:B5:47:PRO:HD2	2.13	0.89
30:B8:52:LYS:H	30:B8:53:PRO:CD	1.84	0.89
31:BA:658:C:C2'	31:BA:659:C:H5''	2.02	0.89
46:BU:92:ARG:HD2	47:BV:11:GLN:HG3	1.55	0.89
1:CA:250:A:H4'	1:CA:251:G:O5'	1.73	0.89
34:DE:152:LYS:HD3	39:DN:78:TYR:HB2	1.55	0.89
24:B2:45:SER:O	24:B2:47:ASN:ND2	2.05	0.89
49:BX:60:ARG:HB2	49:BX:72:LYS:O	1.71	0.89
31:DA:1378:A:O2'	31:DA:1379:A:H5''	1.72	0.89
36:DG:41:GLN:HG2	36:DG:155:MET:HB3	1.55	0.89
32:DB:15:A:H5'	32:DB:16:G:H8	1.38	0.89
34:DE:92:THR:H	34:DE:95:ILE:HD11	1.38	0.89
51:DZ:53:ILE:CG2	51:DZ:71:VAL:HB	2.02	0.89
51:DZ:165:VAL:HG12	51:DZ:166:SER:H	1.37	0.89
16:AP:45:THR:HG22	16:AP:47:ASP:H	1.36	0.88
31:BA:1024:G:H3'	31:BA:1025:G:H5''	1.52	0.88
31:BA:1790:C:H5''	31:BA:1791:A:OP1	1.73	0.88
48:BW:9:TYR:H	48:BW:102:HIS:CD2	1.91	0.88
50:BY:47:LYS:NZ	50:BY:47:LYS:HB3	1.88	0.88
5:CE:51:VAL:HB	5:CE:52:PRO:HD3	1.56	0.88
31:DA:197:A:H8	31:DA:197:A:C5'	1.84	0.88
47:DV:24:LYS:HB2	47:DV:92:THR:OG1	1.72	0.88
28:B6:12:GLU:HB3	28:B6:23:THR:HG22	1.53	0.88
37:BH:44:VAL:HG12	37:BH:45:VAL:H	1.38	0.88
4:CD:189:PRO:HB2	4:CD:194:LEU:HD21	1.55	0.88
33:DD:63:ARG:HG3	33:DD:63:ARG:HH11	1.38	0.88
41:DP:143:GLY:C	41:DP:145:PRO:HD3	1.91	0.88
24:B2:16:LEU:H	24:B2:18:PRO:HD2	1.36	0.88
1:CA:954:G:H21	1:CA:1227:A:H62	1.17	0.88
1:CA:1442(A):G:H3'	1:CA:1442(B):A:C5'	2.02	0.88
31:DA:102:G:H5''	31:DA:102:G:C8	2.08	0.88
35:DF:2:LYS:HG3	35:DF:25:PRO:HB2	1.54	0.88
33:BD:35:LYS:CD	33:BD:104:TYR:CD1	2.56	0.88
27:D5:55:ARG:HD2	27:D5:56:LYS:H	1.38	0.88
35:DF:89:VAL:HG12	35:DF:90:PHE:N	1.88	0.88
46:DU:92:ARG:HB2	47:DV:11:GLN:NE2	1.89	0.88
1:AA:685:G:O2'	1:AA:686:U:H5'	1.74	0.88
23:B1:87:PRO:CD	23:B1:88:LYS:H	1.86	0.88
31:BA:1109:C:H5	31:BA:1110:G:C4	1.92	0.88

Continued on next page...

Continued from previous page...

Atom-1	Atom-2	Interatomic distance (Å)	Clash overlap (Å)
34:BE:3:GLY:HA3	34:BE:81:ILE:HG13	1.56	0.88
47:BV:2:PHE:HE1	47:BV:13:ARG:CZ	1.86	0.88
47:BV:62:LEU:HD22	47:BV:98:GLU:HB2	1.55	0.88
50:BY:45:VAL:HG11	50:BY:60:PHE:O	1.74	0.88
24:D2:49:LYS:CD	24:D2:53:LEU:HD12	2.04	0.88
24:D2:56:GLN:H	24:D2:56:GLN:HE21	1.17	0.88
32:BB:20:C:C2'	32:BB:21:G:H5''	2.03	0.88
41:BP:24:GLY:HA3	41:BP:33:ARG:NH2	1.87	0.88
1:CA:445:G:H2'	1:CA:446:G:H8	1.36	0.88
23:D1:85:LEU:C	23:D1:87:PRO:HD3	1.94	0.88
33:DD:35:LYS:HZ1	33:DD:104:TYR:HB2	1.36	0.88
40:DO:66:LYS:H	40:DO:82:ASN:ND2	1.71	0.88
23:B1:85:LEU:C	23:B1:87:PRO:HD3	1.94	0.88
31:BA:2307:G:H21	31:BA:2308:G:H5'	1.37	0.88
31:DA:2469:A:H2	31:DA:2481:G:H21	1.22	0.88
36:DG:85:GLY:O	36:DG:87:PRO:HD2	1.74	0.88
50:DY:10:GLY:HA2	50:DY:27:VAL:CG1	1.98	0.88
31:BA:676:A:H8	31:BA:2069:G:N2	1.70	0.88
49:BX:25:LYS:CG	49:BX:26:TYR:H	1.87	0.88
31:DA:1590:U:H2'	31:DA:1591:G:H5''	1.55	0.88
1:AA:1065:U:H1'	1:AA:1066:C:OP2	1.74	0.88
51:BZ:39:VAL:HG21	51:BZ:44:PHE:HB2	1.55	0.88
28:D6:15:GLU:CD	28:D6:18:ARG:HE	1.75	0.88
39:DN:123:TYR:OH	39:DN:130:HIS:HD2	1.57	0.88
46:DU:92:ARG:HD2	47:DV:11:GLN:HG3	1.54	0.88
1:AA:17:U:H2'	1:AA:18:C:C6	2.08	0.88
31:BA:1378:A:O2'	31:BA:1379:A:H5''	1.74	0.88
31:BA:2068:U:N3	31:BA:2430:A:H2	1.71	0.88
38:BI:53:ALA:HB2	38:BI:56:LYS:HG3	1.56	0.88
43:BR:24:GLN:HE22	43:BR:36:THR:HG21	1.35	0.88
1:CA:1065:U:H1'	1:CA:1066:C:OP2	1.74	0.88
23:D1:87:PRO:CD	23:D1:88:LYS:H	1.86	0.88
37:DH:137:ASP:O	37:DH:138:LYS:HB2	1.73	0.88
42:DQ:22:LYS:HE2	42:DQ:22:LYS:HA	1.56	0.88
28:B6:9:LEU:HD22	28:B6:10:LEU:H	1.38	0.87
31:BA:2250:G:C5	42:BQ:82:ARG:HD2	2.09	0.87
32:BB:87:G:C3'	32:BB:88:C:H5''	2.03	0.87
45:BT:29:ARG:HG2	45:BT:86:ILE:H	1.39	0.87
31:DA:993:G:H5'	47:DV:75:PHE:CZ	2.09	0.87
31:DA:1109:C:H5	31:DA:1110:G:C4	1.92	0.87
31:DA:1821:A:C2'	31:DA:1822:G:H5''	2.04	0.87

Continued on next page...

Continued from previous page...

Atom-1	Atom-2	Interatomic distance (Å)	Clash overlap (Å)
33:DD:186:HIS:HD2	33:DD:188:GLU:H	1.22	0.87
1:AA:1442(A):G:H3'	1:AA:1442(B):A:C5'	2.02	0.87
31:BA:1021:A:H3'	31:BA:1021:A:H8	1.39	0.87
49:BX:25:LYS:HG3	49:BX:26:TYR:N	1.89	0.87
35:BF:24:LEU:HB3	35:BF:25:PRO:HD2	1.53	0.87
45:BT:3:ARG:HB2	45:BT:6:LEU:HB3	1.55	0.87
49:BX:36:LYS:O	49:BX:36:LYS:HD2	1.74	0.87
31:DA:1038:C:H42	31:DA:1117:G:H1	1.19	0.87
39:DN:40:PRO:HA	46:DU:64:ARG:NH2	1.87	0.87
31:DA:1430:C:H2'	31:DA:1431:U:C6	2.10	0.87
33:DD:76:PRO:HG2	33:DD:98:VAL:HG21	1.57	0.87
33:DD:175:LEU:HD12	33:DD:185:VAL:HG21	1.53	0.87
44:BS:14:VAL:CG1	44:BS:15:ARG:N	2.37	0.87
49:BX:37:THR:HG23	49:BX:54:VAL:HB	1.55	0.87
18:CR:50:ILE:HD11	18:CR:70:ILE:HG21	1.56	0.87
43:DR:10:LEU:HB3	43:DR:17:ARG:NE	1.89	0.87
27:B5:8:LYS:O	27:B5:9:LYS:HG2	1.74	0.87
31:BA:2810:A:H2'	34:BE:61:ARG:NH2	1.88	0.87
35:BF:89:VAL:HG12	35:BF:90:PHE:N	1.89	0.87
41:BP:58:THR:O	41:BP:61:ARG:NE	2.07	0.87
41:BP:59:LEU:HA	41:BP:61:ARG:HH11	1.33	0.87
23:D1:89:GLU:CD	23:D1:89:GLU:H	1.74	0.87
30:D8:52:LYS:H	30:D8:53:PRO:HD2	1.40	0.87
31:DA:1405:U:H2'	31:DA:1406:U:C6	2.10	0.87
31:DA:2681:C:H5	31:DA:2725:A:N6	1.73	0.87
41:DP:47:ASP:HB3	41:DP:48:PRO:C	1.95	0.87
44:BS:92:TYR:CD1	44:BS:93:LYS:N	2.43	0.87
1:CA:685:G:O2'	1:CA:686:U:H5'	1.73	0.87
31:DA:2810:A:H2'	34:DE:61:ARG:NH2	1.90	0.87
49:DX:60:ARG:NE	49:DX:74:PRO:HG2	1.90	0.87
50:DY:27:VAL:HG12	50:DY:29:GLU:H	1.38	0.87
23:B1:89:GLU:CD	23:B1:89:GLU:H	1.76	0.87
31:BA:1341:U:C2	49:BX:77:LYS:HE2	2.09	0.87
1:CA:1502:A:H2	1:CA:1505:G:N1	1.70	0.87
32:DB:87:G:C3'	32:DB:88:C:H5''	2.04	0.87
39:DN:42:TRP:HB3	46:DU:64:ARG:HH11	1.38	0.87
50:DY:28:LYS:O	50:DY:38:ILE:HB	1.75	0.87
35:BF:2:LYS:HG3	35:BF:25:PRO:HB2	1.56	0.87
36:BG:82:LEU:HB3	36:BG:87:PRO:HG3	1.56	0.87
46:BU:83:LEU:HB3	46:BU:88:ILE:HD11	1.55	0.87
48:BW:64:MET:O	48:BW:65:LEU:HB2	1.73	0.87

Continued on next page...

Continued from previous page...

Atom-1	Atom-2	Interatomic distance (Å)	Clash overlap (Å)
32:DB:20:C:C2'	32:DB:21:G:H5''	2.04	0.87
1:AA:626:U:H2'	1:AA:627:G:H8	1.38	0.86
30:B8:35:GLN:HE21	30:B8:36:LYS:HZ3	1.18	0.86
31:BA:1696:G:C2'	31:BA:1697:G:H5''	2.04	0.86
47:BV:72:VAL:HA	47:BV:88:ARG:NH2	1.90	0.86
47:BV:72:VAL:CA	47:BV:88:ARG:HH22	1.86	0.86
30:D8:52:LYS:N	30:D8:53:PRO:HD2	1.90	0.86
31:DA:2308:G:O6	31:DA:2310:A:H2'	1.73	0.86
32:DB:7:G:H3'	32:DB:8:U:H5''	1.57	0.86
49:DX:36:LYS:O	49:DX:36:LYS:HD2	1.73	0.86
31:BA:1934:C:H6	31:BA:1934:C:H5''	1.38	0.86
31:DA:1169:G:H1	31:DA:1180:C:N4	1.73	0.86
36:DG:124:SER:HB2	36:DG:131:TYR:CE1	2.09	0.86
45:DT:3:ARG:HB2	45:DT:6:LEU:HB3	1.56	0.86
47:DV:82:ARG:HH11	47:DV:82:ARG:HG3	1.39	0.86
49:BX:60:ARG:NE	49:BX:74:PRO:HG2	1.89	0.86
33:DD:35:LYS:HG2	33:DD:64:ILE:N	1.89	0.86
37:DH:43:VAL:HG21	37:DH:52:VAL:HG13	1.56	0.86
1:AA:250:A:H4'	1:AA:251:G:O5'	1.71	0.86
33:BD:65:ILE:HD11	33:BD:67:PHE:CE1	2.09	0.86
33:BD:235:GLY:O	33:BD:237:GLU:HG2	1.76	0.86
40:BO:19:ILE:HG22	40:BO:43:VAL:HA	1.54	0.86
24:D2:16:LEU:N	24:D2:18:PRO:HD2	1.90	0.86
34:DE:3:GLY:HA3	34:DE:81:ILE:HG13	1.55	0.86
35:DF:178:PRO:HB2	35:DF:201:VAL:HG11	1.56	0.86
1:AA:1502:A:H2	1:AA:1505:G:N1	1.73	0.86
28:B6:10:LEU:CD1	30:B8:35:GLN:HE22	1.88	0.86
36:BG:127:GLY:HA2	36:BG:166:ASP:HB3	1.56	0.86
40:BO:66:LYS:H	40:BO:82:ASN:ND2	1.73	0.86
23:D1:10:LYS:HB2	23:D1:14:VAL:H	1.39	0.86
31:DA:1678:G:N2	31:DA:1989:G:H22	1.73	0.86
31:DA:1902:C:O2'	33:DD:244:ARG:HB2	1.76	0.86
46:DU:75:ASN:HB2	46:DU:78:THR:OG1	1.73	0.86
24:B2:16:LEU:N	24:B2:18:PRO:HD2	1.91	0.86
33:BD:166:GLN:HE21	33:BD:166:GLN:HA	1.40	0.86
34:BE:93:VAL:H	34:BE:95:ILE:HD13	1.41	0.86
31:BA:528:A:N1	31:BA:2042:A:H2'	1.89	0.86
17:CQ:86:GLU:O	17:CQ:90:ILE:HG12	1.76	0.86
28:D6:10:LEU:CD1	30:D8:35:GLN:HE22	1.87	0.86
45:DT:29:ARG:HG2	45:DT:86:ILE:H	1.39	0.86
31:BA:2472:G:N1	31:BA:2477:C:OP1	2.09	0.86

Continued on next page...

Continued from previous page...

Atom-1	Atom-2	Interatomic distance (Å)	Clash overlap (Å)
32:BB:7:G:C3'	32:BB:8:U:H5''	2.06	0.86
50:BY:27:VAL:HG12	50:BY:29:GLU:H	1.40	0.86
1:CA:102:G:H2'	1:CA:103:C:H6	1.41	0.86
33:DD:93:ALA:HB3	33:DD:105:ILE:HG23	1.58	0.86
43:DR:11:ASN:OD1	43:DR:12:ARG:N	2.08	0.86
47:DV:70:ILE:HG13	47:DV:90:PRO:CB	2.06	0.86
24:B2:49:LYS:HD2	24:B2:53:LEU:CD1	2.05	0.86
36:BG:124:SER:HB2	36:BG:131:TYR:CE1	2.10	0.86
41:BP:62:LEU:N	41:BP:62:LEU:HD22	1.90	0.86
13:CM:3:ARG:NH2	36:DG:139:LEU:HD13	1.91	0.86
33:DD:166:GLN:HA	33:DD:166:GLN:HE21	1.41	0.86
34:DE:38:THR:HG22	34:DE:40:GLU:H	1.40	0.86
39:DN:40:PRO:HB3	46:DU:68:ALA:HB2	1.56	0.86
43:DR:33:ARG:HG3	43:DR:115:GLU:HG3	1.58	0.86
2:AB:111:ARG:HG2	2:AB:111:ARG:NH1	1.84	0.86
31:BA:1430:C:H2'	31:BA:1431:U:C6	2.11	0.86
31:BA:1779:U:H5	31:BA:1784:A:N7	1.74	0.86
34:BE:92:THR:H	34:BE:95:ILE:HD11	1.41	0.86
51:BZ:165:VAL:HG12	51:BZ:166:SER:H	1.39	0.86
2:CB:101:MET:HA	2:CB:108:ILE:HG13	1.55	0.86
2:CB:111:ARG:HG2	2:CB:111:ARG:NH1	1.86	0.86
27:D5:57:VAL:HG23	27:D5:58:LEU:H	1.40	0.86
31:DA:1051:G:H5'	31:DA:2752:C:O2'	1.76	0.86
1:AA:1169:A:H2'	1:AA:1170:A:C8	2.10	0.85
46:BU:8:VAL:HG11	46:BU:12:ARG:CZ	2.04	0.85
1:CA:673:G:H2'	1:CA:674:G:C8	2.11	0.85
31:DA:1744:C:H2'	31:DA:1745:C:H5'	1.55	0.85
24:B2:26:ARG:CZ	24:B2:29:LYS:HE2	2.05	0.85
29:B7:9:ARG:NH1	31:BA:1310:G:OP2	2.08	0.85
31:BA:1286:A:O2'	31:BA:1288:U:OP2	1.94	0.85
32:BB:50:G:OP1	44:BS:63:THR:HG23	1.75	0.85
1:CA:1169:A:H2'	1:CA:1170:A:C8	2.11	0.85
31:DA:1779:U:H5	31:DA:1784:A:N7	1.73	0.85
1:AA:735:C:H2'	1:AA:736:C:H6	1.39	0.85
46:BU:88:ILE:C	46:BU:90:VAL:H	1.80	0.85
33:DD:35:LYS:CD	33:DD:104:TYR:CD1	2.58	0.85
49:DX:25:LYS:HG3	49:DX:26:TYR:N	1.91	0.85
1:AA:59:A:H5''	1:AA:60:A:C5'	2.05	0.85
8:AH:102:ARG:H	8:AH:102:ARG:HE	1.24	0.85
23:B1:34:THR:HG21	31:BA:388:G:P	2.16	0.85
31:BA:993:G:H5'	47:BV:75:PHE:CZ	2.11	0.85

Continued on next page...

Continued from previous page...

Atom-1	Atom-2	Interatomic distance (Å)	Clash overlap (Å)
31:DA:286:C:H42	31:DA:355:G:H1	1.21	0.85
46:DU:8:VAL:HG11	46:DU:12:ARG:CZ	2.06	0.85
34:BE:93:VAL:H	34:BE:95:ILE:CD1	1.88	0.85
46:BU:75:ASN:HB2	46:BU:78:THR:OG1	1.76	0.85
41:DP:24:GLY:HA3	41:DP:33:ARG:NH2	1.90	0.85
16:AP:22:THR:HG22	16:AP:32:TYR:HA	1.58	0.85
31:BA:1403:C:H5''	31:BA:1471:A:H1'	1.56	0.85
31:BA:2334:G:H21	44:BS:18:ILE:CD1	1.89	0.85
33:BD:255:LYS:HE3	33:BD:255:LYS:N	1.92	0.85
8:CH:102:ARG:HE	8:CH:102:ARG:H	1.25	0.85
31:DA:2523:G:H2'	31:DA:2524:G:H5'	1.57	0.85
32:DB:7:G:C3'	32:DB:8:U:H5''	2.06	0.85
36:DG:82:LEU:HB3	36:DG:87:PRO:HG3	1.58	0.85
31:BA:1598:C:H5'	49:BX:37:THR:HB	1.59	0.85
31:BA:2681:C:H5	31:BA:2725:A:N6	1.75	0.85
33:BD:93:ALA:HB3	33:BD:105:ILE:HG23	1.59	0.85
28:D6:28:ARG:HA	28:D6:32:ASN:HD22	1.39	0.85
31:BA:2308:G:O6	31:BA:2310:A:H2'	1.76	0.85
31:BA:2463:C:H2'	31:BA:2464:C:H5'	1.59	0.85
36:BG:13:GLU:O	36:BG:14:GLU:HB2	1.75	0.85
39:BN:42:TRP:HB3	46:BU:64:ARG:HH11	1.38	0.85
47:BV:24:LYS:HB2	47:BV:92:THR:OG1	1.75	0.85
50:BY:39:VAL:HG12	50:BY:40:GLU:N	1.91	0.85
1:CA:1070:U:H2'	1:CA:1071:C:H6	1.42	0.85
41:DP:41:ARG:NH2	41:DP:41:ARG:HA	1.91	0.85
44:DS:29:PHE:N	44:DS:89:ARG:HD2	1.92	0.85
46:DU:88:ILE:C	46:DU:90:VAL:H	1.79	0.85
49:DX:37:THR:HG23	49:DX:54:VAL:HB	1.56	0.85
1:AA:491:G:H2'	1:AA:492:G:H8	1.42	0.85
19:AS:40:ILE:HD13	19:AS:62:ILE:HD11	1.59	0.85
50:BY:81:LYS:HG2	50:BY:96:ILE:HG22	1.59	0.85
31:DA:1169:G:H1	31:DA:1180:C:H42	0.90	0.85
48:DW:59:VAL:HG12	48:DW:60:ASN:N	1.89	0.85
28:B6:46:HIS:HB2	28:B6:47:THR:N	1.91	0.85
30:B8:59:LYS:HB2	30:B8:59:LYS:NZ	1.92	0.85
39:BN:40:PRO:HA	46:BU:64:ARG:NH2	1.92	0.85
42:BQ:9:TYR:O	42:BQ:9:TYR:CD2	2.28	0.85
16:CP:20:VAL:HG21	16:CP:32:TYR:CG	2.12	0.85
31:DA:1598:C:H5'	49:DX:37:THR:HB	1.57	0.85
41:DP:58:THR:O	41:DP:61:ARG:CZ	2.24	0.85
31:BA:2469:A:H2	31:BA:2481:G:H21	1.21	0.84

Continued on next page...

Continued from previous page...

Atom-1	Atom-2	Interatomic distance (Å)	Clash overlap (Å)
36:BG:41:GLN:HG2	36:BG:155:MET:HB3	1.57	0.84
24:D2:23:LYS:HB2	49:DX:5:TYR:HE1	1.42	0.84
31:DA:587:C:H4'	31:DA:588:U:OP2	1.76	0.84
1:AA:1070:U:H2'	1:AA:1071:C:H6	1.42	0.84
31:BA:2310:A:O2'	31:BA:2311:A:H5''	1.76	0.84
31:DA:2068:U:N3	31:DA:2430:A:H2	1.74	0.84
48:DW:9:TYR:H	48:DW:102:HIS:CD2	1.93	0.84
4:AD:57:ARG:HH22	5:AE:107:ARG:HD3	1.42	0.84
5:AE:51:VAL:HB	5:AE:52:PRO:HD3	1.60	0.84
10:AJ:40:LEU:HB2	10:AJ:41:PRO:HD2	1.59	0.84
23:B1:86:SER:N	23:B1:87:PRO:HD3	1.91	0.84
27:B5:57:VAL:HG23	27:B5:58:LEU:H	1.39	0.84
33:BD:35:LYS:HZ1	33:BD:65:ILE:HA	1.40	0.84
49:DX:60:ARG:HG2	49:DX:74:PRO:HD3	1.57	0.84
1:AA:1505:G:H4'	1:AA:1506:U:H5''	1.58	0.84
30:B8:32:LEU:CB	30:B8:34:TRP:H	1.89	0.84
31:BA:197:A:H8	31:BA:197:A:C5'	1.89	0.84
34:BE:36:ARG:NH2	34:BE:88:GLY:HA2	1.91	0.84
44:BS:14:VAL:HG12	44:BS:15:ARG:N	1.92	0.84
47:BV:15:GLU:HB3	47:BV:16:PRO:CD	2.07	0.84
49:BX:60:ARG:HG2	49:BX:74:PRO:HD3	1.59	0.84
50:BY:75:ILE:HD11	50:BY:79:CYS:HA	1.57	0.84
31:DA:493:G:H2'	31:DA:494:G:H5''	1.59	0.84
31:DA:1697:G:H5'	31:DA:1697:G:C8	2.11	0.84
31:DA:2463:C:H2'	31:DA:2464:C:H5'	1.60	0.84
39:DN:3:THR:C	39:DN:4:TYR:CD1	2.50	0.84
27:B5:55:ARG:HD2	27:B5:56:LYS:H	1.41	0.84
41:BP:71:VAL:HG12	41:BP:72:PRO:HD3	1.59	0.84
47:BV:71:LEU:HD13	47:BV:72:VAL:HG23	1.59	0.84
1:AA:445:G:H2'	1:AA:446:G:C8	2.12	0.84
31:BA:71:A:H8	31:BA:71:A:H5'	1.42	0.84
34:BE:199:ARG:O	34:BE:200:GLU:HB3	1.74	0.84
47:DV:2:PHE:HE1	47:DV:13:ARG:CZ	1.89	0.84
33:BD:186:HIS:HD2	33:BD:188:GLU:H	1.25	0.84
10:CJ:40:LEU:HB2	10:CJ:41:PRO:HD2	1.57	0.84
31:DA:1341:U:C2	49:DX:77:LYS:HE2	2.13	0.84
42:DQ:30:GLY:HA2	42:DQ:107:ALA:HB2	1.59	0.84
46:DU:92:ARG:HD2	47:DV:11:GLN:CG	2.08	0.84
16:AP:22:THR:CG2	16:AP:32:TYR:HA	2.08	0.84
35:BF:126:VAL:HG21	35:BF:129:PHE:CZ	2.13	0.84
47:BV:83:ARG:O	47:BV:84:LYS:HG3	1.77	0.84

Continued on next page...

Continued from previous page...

Atom-1	Atom-2	Interatomic distance (Å)	Clash overlap (Å)
31:DA:2327:A:H2'	31:DA:2328:A:C8	2.13	0.84
41:DP:105:LEU:O	41:DP:106:LEU:HB2	1.77	0.84
31:DA:527:C:OP2	31:DA:2779:U:H5	1.60	0.84
31:DA:1696:G:C2'	31:DA:1697:G:H5''	2.06	0.84
36:DG:13:GLU:O	36:DG:14:GLU:HB2	1.77	0.84
48:DW:64:MET:O	48:DW:65:LEU:HB2	1.77	0.84
1:AA:627:G:H2'	1:AA:628:G:H8	1.40	0.84
5:AE:10:MET:HB2	5:AE:32:VAL:HG22	1.60	0.84
10:AJ:78:ASN:HB2	10:AJ:81:THR:HG23	1.60	0.84
48:BW:59:VAL:HG12	48:BW:60:ASN:N	1.93	0.84
1:CA:1442:G:O2'	1:CA:1442(A):G:H5''	1.77	0.84
2:CB:172:ILE:HD12	2:CB:172:ILE:H	1.43	0.84
23:D1:19:GLN:HG3	23:D1:44:PRO:HG3	1.59	0.84
28:D6:10:LEU:H	28:D6:10:LEU:HD22	1.42	0.84
31:DA:1639:U:H2'	31:DA:1640:C:H5''	1.60	0.84
31:DA:2733:A:H2'	31:DA:2734:A:H5''	1.59	0.84
28:B6:27:LYS:HD3	31:BA:2285:C:OP2	1.78	0.83
33:BD:63:ARG:HH11	33:BD:63:ARG:HG3	1.40	0.83
45:BT:91:ARG:HB2	45:BT:116:ALA:HA	1.60	0.83
31:DA:571:A:C5'	31:DA:2030:A:H62	1.87	0.83
47:DV:15:GLU:HB3	47:DV:16:PRO:CD	2.08	0.83
16:AP:20:VAL:HG21	16:AP:32:TYR:CG	2.13	0.83
31:BA:2523:G:H2'	31:BA:2524:G:H5'	1.59	0.83
32:BB:15:A:H5'	32:BB:16:G:H8	1.43	0.83
37:BH:89:ILE:HD11	37:BH:129:THR:HB	1.61	0.83
2:CB:91:PRO:HG3	2:CB:154:LEU:HB2	1.60	0.83
36:DG:127:GLY:HA2	36:DG:166:ASP:HB3	1.57	0.83
17:AQ:86:GLU:O	17:AQ:90:ILE:HG12	1.78	0.83
43:BR:5:LYS:N	43:BR:5:LYS:HD2	1.92	0.83
28:D6:15:GLU:HG2	28:D6:18:ARG:HE	1.43	0.83
30:D8:59:LYS:HB2	30:D8:59:LYS:NZ	1.92	0.83
34:DE:52:LEU:O	34:DE:74:PRO:HA	1.79	0.83
31:BA:543:C:C6	31:BA:547:A:N7	2.46	0.83
31:BA:1146:C:H2'	31:BA:1147:C:H5'	1.58	0.83
31:BA:1170:G:H1	31:BA:1179:C:H42	1.25	0.83
31:BA:2392:A:H2	31:BA:2424:C:H42	1.25	0.83
34:BE:197:ILE:HD11	34:BE:199:ARG:NH2	1.92	0.83
47:BV:69:LYS:HB2	47:BV:93:GLU:OE2	1.78	0.83
33:DD:58:HIS:HD2	33:DD:59:LYS:N	1.76	0.83
37:DH:149:ARG:HA	37:DH:162:ILE:HG13	1.60	0.83
49:DX:25:LYS:CG	49:DX:26:TYR:H	1.89	0.83

Continued on next page...

Continued from previous page...

Atom-1	Atom-2	Interatomic distance (Å)	Clash overlap (Å)
50:DY:47:LYS:NZ	50:DY:47:LYS:HB3	1.94	0.83
50:DY:81:LYS:HG2	50:DY:96:ILE:HG22	1.60	0.83
31:DA:71:A:C2	49:DX:31:HIS:HE1	1.93	0.83
31:DA:1188:U:C2'	31:DA:1189:A:H5'	2.09	0.83
31:DA:1934:C:H5''	31:DA:1934:C:H6	1.39	0.83
31:DA:2307:G:H21	31:DA:2308:G:H5'	1.42	0.83
33:BD:210:GLY:O	33:BD:211:ARG:HB3	1.78	0.83
35:BF:101:LEU:HD12	35:BF:102:PRO:CD	2.08	0.83
31:DA:286:C:H2'	31:DA:287:C:H5'	1.59	0.83
50:DY:39:VAL:HG12	50:DY:40:GLU:H	1.41	0.83
31:BA:1494:A:H4'	31:BA:1495:A:OP1	1.78	0.83
1:CA:1505:G:H4'	1:CA:1506:U:H5''	1.58	0.83
13:CM:66:LEU:H	13:CM:66:LEU:HD12	1.44	0.83
33:DD:255:LYS:HE3	33:DD:255:LYS:N	1.93	0.83
1:AA:664:G:N2	1:AA:741:G:H1	1.77	0.83
31:BA:493:G:H2'	31:BA:494:G:H5''	1.60	0.83
35:BF:178:PRO:HB2	35:BF:201:VAL:HG11	1.60	0.83
1:CA:522:C:H41	12:CL:53:ARG:HH22	1.24	0.83
23:D1:92:LYS:C	23:D1:94:LEU:H	1.80	0.83
31:DA:271(F):C:H2'	31:DA:271(G):C:H6	1.43	0.83
33:DD:35:LYS:CD	33:DD:63:ARG:HB3	2.06	0.83
35:DF:101:LEU:HD12	35:DF:102:PRO:CD	2.07	0.83
39:DN:3:THR:HA	39:DN:4:TYR:CE1	2.12	0.83
31:BA:286:C:H2'	31:BA:287:C:H5'	1.60	0.83
31:BA:529:A:H62	31:BA:2041:U:H3	1.27	0.83
31:BA:1771:C:HO2'	31:BA:1786:A:H8	0.83	0.83
37:BH:85:LYS:HZ3	37:BH:145:ALA:HA	1.40	0.83
12:CL:102:ARG:CG	12:CL:102:ARG:HH11	1.92	0.83
27:D5:8:LYS:O	27:D5:9:LYS:HG2	1.77	0.83
33:DD:108:PRO:HB3	33:DD:143:HIS:HE1	1.43	0.83
41:DP:38:GLN:HG3	41:DP:39:LYS:H	1.44	0.83
27:B5:35:GLU:HB2	27:B5:49:CYS:HB3	1.60	0.83
1:CA:1003:G:H2'	1:CA:1004:A:H4'	1.61	0.83
31:DA:2106:G:H1'	31:DA:2184:G:N2	1.94	0.83
33:DD:210:GLY:O	33:DD:211:ARG:HB3	1.76	0.83
36:DG:47:LYS:HD3	36:DG:81:LYS:HD2	1.59	0.83
1:AA:200:G:H1	1:AA:217:C:H42	1.26	0.82
12:AL:38:THR:HG23	12:AL:39:VAL:HG23	1.59	0.82
31:BA:271(F):C:H2'	31:BA:271(G):C:H6	1.44	0.82
31:BA:1603:A:H5'	31:BA:1603:A:H8	1.43	0.82
31:BA:2733:A:H2'	31:BA:2734:A:H5''	1.60	0.82

Continued on next page...

Continued from previous page...

Atom-1	Atom-2	Interatomic distance (Å)	Clash overlap (Å)
33:BD:35:LYS:CD	33:BD:63:ARG:HB3	2.09	0.82
36:BG:47:LYS:HD3	36:BG:81:LYS:HD2	1.60	0.82
45:BT:30:VAL:HG23	45:BT:30:VAL:O	1.77	0.82
49:BX:82:GLN:HB3	49:BX:85:PRO:HG2	1.61	0.82
4:CD:57:ARG:HH22	5:CE:107:ARG:HD3	1.39	0.82
31:DA:819:A:C4	31:DA:1189:A:C2	2.66	0.82
31:DA:1021:A:H3'	31:DA:1021:A:H8	1.44	0.82
37:DH:85:LYS:NZ	37:DH:145:ALA:HA	1.94	0.82
32:BB:7:G:H3'	32:BB:8:U:H5''	1.59	0.82
39:BN:3:THR:HA	39:BN:4:TYR:CE1	2.13	0.82
50:BY:45:VAL:HG13	50:BY:62:GLU:CB	2.08	0.82
1:CA:626:U:H2'	1:CA:627:G:H8	1.45	0.82
18:CR:59:SER:HB3	18:CR:62:GLU:HG3	1.59	0.82
23:D1:34:THR:HG21	31:DA:388:G:P	2.18	0.82
30:D8:52:LYS:H	30:D8:53:PRO:CD	1.91	0.82
31:DA:997:G:OP1	46:DU:93:LYS:HD3	1.79	0.82
1:AA:673:G:H2'	1:AA:674:G:C8	2.13	0.82
1:AA:1281:U:H4'	1:AA:1282:C:OP2	1.79	0.82
13:AM:66:LEU:H	13:AM:66:LEU:HD12	1.45	0.82
36:BG:85:GLY:O	36:BG:87:PRO:HD2	1.79	0.82
37:BH:149:ARG:HA	37:BH:162:ILE:HG13	1.61	0.82
47:BV:83:ARG:CG	47:BV:83:ARG:HH11	1.92	0.82
5:CE:10:MET:HB2	5:CE:32:VAL:HG22	1.60	0.82
31:DA:543:C:C6	31:DA:547:A:N7	2.47	0.82
34:DE:197:ILE:HD11	34:DE:199:ARG:NH2	1.93	0.82
1:AA:522:C:H41	12:AL:53:ARG:HH22	1.26	0.82
12:AL:102:ARG:HH11	12:AL:102:ARG:CG	1.91	0.82
31:BA:796:C:H2'	31:BA:797:C:C6	2.14	0.82
33:BD:108:PRO:HB3	33:BD:143:HIS:CE1	2.15	0.82
34:BE:152:LYS:HD3	39:BN:78:TYR:HB2	1.61	0.82
50:BY:45:VAL:HG11	50:BY:60:PHE:C	1.99	0.82
1:CA:627:G:H2'	1:CA:628:G:H8	1.41	0.82
2:CB:84:GLU:HB3	2:CB:219:VAL:HG21	1.60	0.82
31:BA:1292:U:H2'	31:BA:1293:C:C6	2.15	0.82
32:BB:88:C:H2'	32:BB:89:G:C8	2.14	0.82
38:BI:133:HIS:HB2	38:BI:134:PRO:CD	2.08	0.82
39:BN:131:GLN:CD	39:BN:134:ARG:HB3	1.99	0.82
41:BP:47:ASP:HB3	41:BP:48:PRO:C	1.98	0.82
41:BP:124:LYS:HG2	41:BP:143:GLY:HA3	1.60	0.82
43:BR:33:ARG:HG3	43:BR:115:GLU:HG3	1.61	0.82
44:BS:29:PHE:N	44:BS:89:ARG:HD2	1.94	0.82

Continued on next page...

Continued from previous page...

Atom-1	Atom-2	Interatomic distance (Å)	Clash overlap (Å)
44:BS:34:HIS:HB3	44:BS:53:SER:CB	2.09	0.82
50:BY:8:LYS:HZ1	50:BY:74:PRO:HD3	1.44	0.82
4:CD:62:GLN:HE21	4:CD:62:GLN:HA	1.44	0.82
38:DI:52:ARG:HA	38:DI:52:ARG:HE	1.44	0.82
43:DR:5:LYS:N	43:DR:5:LYS:HD2	1.94	0.82
49:DX:60:ARG:HG2	49:DX:74:PRO:CD	2.09	0.82
2:AB:91:PRO:HG3	2:AB:154:LEU:HB2	1.61	0.82
31:BA:1278:A:OP1	43:BR:36:THR:HG22	1.80	0.82
38:BI:53:ALA:CB	38:BI:56:LYS:HG3	2.10	0.82
47:BV:82:ARG:HH11	47:BV:82:ARG:HG3	1.43	0.82
50:BY:95:LYS:CD	50:BY:100:ALA:HB1	2.06	0.82
30:D8:22:VAL:HB	30:D8:53:PRO:HB3	1.61	0.82
32:DB:88:C:H2'	32:DB:89:G:C8	2.14	0.82
30:B8:32:LEU:HD23	30:B8:35:GLN:CA	2.09	0.82
33:BD:108:PRO:HB3	33:BD:143:HIS:HE1	1.44	0.82
34:BE:52:LEU:O	34:BE:74:PRO:HA	1.79	0.82
44:BS:89:ARG:HA	44:BS:89:ARG:NE	1.94	0.82
19:CS:40:ILE:HD13	19:CS:62:ILE:HD11	1.61	0.82
47:DV:19:LYS:HZ1	47:DV:20:LEU:HB2	1.44	0.82
50:DY:45:VAL:HG11	50:DY:60:PHE:O	1.79	0.82
31:BA:2327:A:H2'	31:BA:2328:A:C8	2.15	0.82
31:BA:2463:C:C2'	31:BA:2464:C:H5'	2.09	0.82
33:BD:35:LYS:NZ	33:BD:65:ILE:HA	1.95	0.82
51:BZ:166:SER:HB2	51:BZ:168:GLU:N	1.95	0.82
31:DA:911:A:H2'	42:DQ:9:TYR:OH	1.80	0.82
31:DA:1434:A:O2'	31:DA:1435:G:H5'	1.79	0.82
31:DA:1494:A:H4'	31:DA:1495:A:OP1	1.79	0.82
31:DA:2334:G:H21	44:DS:18:ILE:CD1	1.88	0.82
35:DF:126:VAL:HG21	35:DF:129:PHE:CZ	2.15	0.82
37:DH:85:LYS:HD2	37:DH:141:VAL:HG13	1.62	0.82
50:DY:75:ILE:HD11	50:DY:79:CYS:HA	1.62	0.82
1:AA:353:A:H5'	1:AA:353:A:H8	1.44	0.82
31:BA:1188:U:C2'	31:BA:1189:A:H5'	2.10	0.82
49:BX:60:ARG:HG2	49:BX:74:PRO:CD	2.10	0.82
1:CA:353:A:H8	1:CA:353:A:H5'	1.44	0.82
8:CH:20:TYR:HD1	8:CH:65:TYR:CD2	1.97	0.82
24:D2:55:ARG:HH22	49:DX:3:THR:HG22	1.45	0.82
31:DA:2571:C:H5'	31:DA:2572:A:H5''	1.62	0.82
44:DS:34:HIS:HB3	44:DS:53:SER:CB	2.10	0.82
46:DU:112:ARG:HH11	46:DU:112:ARG:CG	1.93	0.82
46:BU:112:ARG:HH11	46:BU:112:ARG:CG	1.92	0.82

Continued on next page...

Continued from previous page...

Atom-1	Atom-2	Interatomic distance (Å)	Clash overlap (Å)
47:BV:82:ARG:HH11	47:BV:82:ARG:HG2	1.43	0.82
12:CL:38:THR:HG23	12:CL:39:VAL:HG23	1.62	0.82
28:D6:27:LYS:HD3	31:DA:2285:C:OP2	1.80	0.82
31:DA:1146:C:H2'	31:DA:1147:C:H5'	1.60	0.82
36:DG:64:THR:HG23	36:DG:65:GLY:H	1.45	0.82
38:DI:133:HIS:HB2	38:DI:134:PRO:CD	2.09	0.82
44:DS:89:ARG:HA	44:DS:89:ARG:NE	1.94	0.82
18:AR:59:SER:HB3	18:AR:62:GLU:HG3	1.61	0.81
31:BA:2571:C:H5'	31:BA:2572:A:H5''	1.62	0.81
32:BB:86:G:H2'	32:BB:87:G:C8	2.15	0.81
35:BF:123:LEU:HD12	35:BF:124:LEU:N	1.95	0.81
36:BG:64:THR:HG23	36:BG:65:GLY:H	1.44	0.81
45:BT:30:VAL:HG12	45:BT:44:ASP:OD2	1.80	0.81
47:BV:70:ILE:HG13	47:BV:90:PRO:CB	2.08	0.81
31:DA:1286:A:O2'	31:DA:1288:U:OP2	1.97	0.81
31:DA:2273:A:O2'	31:DA:2274:A:H5'	1.80	0.81
34:DE:95:ILE:H	34:DE:95:ILE:HD12	1.44	0.81
35:DF:103:LYS:HA	35:DF:106:ARG:HG3	1.63	0.81
27:B5:50:GLY:HA3	27:B5:56:LYS:HG2	1.62	0.81
31:BA:2845:G:O2'	31:BA:2846:G:H5'	1.81	0.81
43:BR:10:LEU:HB3	43:BR:17:ARG:NE	1.95	0.81
16:CP:22:THR:CG2	16:CP:32:TYR:HA	2.10	0.81
31:DA:93:G:O2'	50:DY:51:VAL:HG21	1.80	0.81
33:DD:183:ARG:HH11	33:DD:183:ARG:CG	1.91	0.81
45:DT:91:ARG:HB2	45:DT:116:ALA:HA	1.61	0.81
31:BA:71:A:C2	49:BX:31:HIS:HE1	1.92	0.81
31:BA:139(A):G:N2	49:BX:44:GLU:OE1	2.12	0.81
31:BA:1179:C:O2	31:BA:1179:C:H2'	1.80	0.81
33:BD:25:THR:O	33:BD:25:THR:HG23	1.81	0.81
39:BN:18:ALA:HB1	39:BN:21:LYS:HG3	1.62	0.81
47:BV:13:ARG:HG3	47:BV:13:ARG:NH1	1.85	0.81
49:BX:36:LYS:NZ	49:BX:38:GLU:O	2.13	0.81
49:BX:77:LYS:CG	49:BX:78:LYS:HG3	2.11	0.81
24:D2:26:ARG:CZ	24:D2:29:LYS:HE2	2.10	0.81
1:CA:445:G:H2'	1:CA:446:G:C8	2.15	0.81
20:CT:89:ARG:NH2	20:CT:104:LEU:HD21	1.95	0.81
31:DA:2250:G:C5	42:DQ:82:ARG:HD2	2.15	0.81
38:DI:75:LEU:HD12	38:DI:76:THR:H	1.46	0.81
47:DV:13:ARG:HG3	47:DV:13:ARG:NH1	1.84	0.81
31:BA:1405:U:H2'	31:BA:1406:U:C6	2.14	0.81
42:BQ:30:GLY:HA2	42:BQ:107:ALA:HB2	1.60	0.81

Continued on next page...

Continued from previous page...

Atom-1	Atom-2	Interatomic distance (Å)	Clash overlap (Å)
1:CA:403:C:O2'	1:CA:404:U:H5'	1.81	0.81
25:D3:6:VAL:HG13	25:D3:54:VAL:HG11	1.60	0.81
38:DI:53:ALA:HB1	38:DI:57:ARG:H	1.43	0.81
1:AA:102:G:H2'	1:AA:103:C:H6	1.42	0.81
20:AT:89:ARG:NH2	20:AT:104:LEU:HD21	1.95	0.81
23:B1:19:GLN:HG3	23:B1:44:PRO:HG3	1.63	0.81
33:BD:76:PRO:HG2	33:BD:98:VAL:HG21	1.62	0.81
13:CM:81:LEU:HB3	13:CM:89:GLY:HA2	1.62	0.81
31:DA:587:C:C5	41:DP:33:ARG:HG2	2.16	0.81
31:DA:658:C:C2'	31:DA:659:C:H5''	2.08	0.81
31:DA:870:A:C5'	42:DQ:7:MET:HB2	2.07	0.81
31:DA:2562:U:H1'	40:DO:23:ARG:NH1	1.96	0.81
33:DD:108:PRO:HB3	33:DD:143:HIS:CE1	2.15	0.81
42:DQ:35:VAL:HG13	42:DQ:130:LYS:HB3	1.60	0.81
49:DX:36:LYS:NZ	49:DX:38:GLU:O	2.13	0.81
31:BA:2036:C:H5'	31:BA:2036:C:H6	1.45	0.81
41:BP:38:GLN:HG3	41:BP:39:LYS:H	1.45	0.81
50:BY:35:TYR:CE2	50:BY:69:ALA:HB3	2.15	0.81
31:DA:71:A:OP2	31:DA:71:A:H3'	1.81	0.81
31:DA:1019:U:H3	31:DA:1142(A):A:N6	1.79	0.81
33:BD:183:ARG:HH11	33:BD:183:ARG:CG	1.94	0.81
38:BI:75:LEU:HD12	38:BI:76:THR:H	1.46	0.81
39:BN:3:THR:C	39:BN:4:TYR:CD1	2.54	0.81
44:BS:61:ASN:ND2	44:BS:62:LYS:H	1.76	0.81
50:BY:97:ARG:HG3	50:BY:97:ARG:O	1.79	0.81
1:CA:1435:G:H2'	1:CA:1436:U:C6	2.16	0.81
31:DA:2463:C:C2'	31:DA:2464:C:H5'	2.11	0.81
32:DB:29:A:P	44:DS:32:LEU:HD12	2.21	0.81
47:DV:72:VAL:HA	47:DV:88:ARG:NH2	1.95	0.81
1:AA:1442:G:O2'	1:AA:1442(A):G:H5''	1.81	0.81
31:BA:1762:A:H8	31:BA:1762:A:O5'	1.64	0.81
39:BN:73:THR:O	39:BN:75:TYR:N	2.12	0.81
1:CA:365:U:H5''	1:CA:366:C:OP1	1.81	0.81
1:CA:444:C:H2'	1:CA:445:G:H8	1.46	0.81
31:DA:142:A:H5'	31:DA:142(A):C:OP2	1.81	0.81
1:AA:17:U:H2'	1:AA:18:C:H6	1.44	0.81
31:BA:1039:G:H1	31:BA:1116:C:N4	1.79	0.81
31:BA:2273:A:O2'	31:BA:2274:A:H5'	1.78	0.81
49:BX:33:LYS:C	49:BX:35:THR:H	1.83	0.81
16:CP:72:ARG:HH21	16:CP:73:LEU:HD21	1.46	0.81
31:DA:1179:C:H2'	31:DA:1179:C:O2	1.80	0.81

Continued on next page...

Continued from previous page...

Atom-1	Atom-2	Interatomic distance (Å)	Clash overlap (Å)
35:DF:123:LEU:HD12	35:DF:124:LEU:N	1.94	0.81
49:DX:82:GLN:HB3	49:DX:85:PRO:HG2	1.62	0.81
1:AA:1432:G:OP1	45:BT:107:ASP:HB2	1.80	0.80
4:AD:119:GLN:HG2	4:AD:123:HIS:HD2	1.46	0.80
50:BY:8:LYS:CE	50:BY:72:VAL:HG23	2.11	0.80
1:CA:877:C:H5''	8:CH:88:LYS:HD3	1.61	0.80
1:CA:1238:A:H62	1:CA:1299:A:N6	1.78	0.80
27:D5:46:CYS:SG	27:D5:47:PRO:HD2	2.21	0.80
30:D8:32:LEU:CB	30:D8:35:GLN:H	1.94	0.80
31:DA:796:C:H2'	31:DA:797:C:H6	1.44	0.80
31:DA:966:G:H2'	31:DA:967:C:H6	1.46	0.80
31:DA:2310:A:O2'	31:DA:2311:A:H5''	1.80	0.80
39:DN:131:GLN:CD	39:DN:134:ARG:HB3	2.02	0.80
50:DY:8:LYS:CE	50:DY:72:VAL:HG23	2.10	0.80
1:AA:1003:G:H2'	1:AA:1004:A:H4'	1.62	0.80
4:AD:119:GLN:HG2	4:AD:123:HIS:CD2	2.17	0.80
13:AM:91:ARG:HB2	13:AM:98:VAL:HG21	1.63	0.80
31:BA:1696:G:H2'	31:BA:1697:G:C5'	2.11	0.80
31:BA:2577:A:H5''	31:BA:2578:G:H5'	1.61	0.80
9:CI:4:TYR:HB2	9:CI:19:LEU:HB2	1.63	0.80
24:D2:46:GLN:NE2	24:D2:47:ASN:N	2.29	0.80
39:DN:40:PRO:CA	46:DU:64:ARG:HH22	1.94	0.80
39:DN:65:LYS:HA	39:DN:65:LYS:CE	2.12	0.80
41:DP:59:LEU:HA	41:DP:61:ARG:HH11	1.43	0.80
1:AA:877:C:H5''	8:AH:88:LYS:HD3	1.63	0.80
41:BP:121:LYS:HD3	25:D3:2:PRO:HD3	1.63	0.80
3:CC:52:LEU:HD23	3:CC:52:LEU:H	1.45	0.80
19:CS:36:ARG:HH12	19:CS:75:ALA:HB3	1.46	0.80
22:D0:41:ARG:H	22:D0:41:ARG:HD2	1.44	0.80
23:D1:19:GLN:OE1	23:D1:44:PRO:HB3	1.81	0.80
35:DF:20:LEU:HD13	35:DF:203:GLN:OE1	1.81	0.80
44:DS:24:LEU:HB3	44:DS:85:VAL:HG12	1.63	0.80
1:AA:975:A:H4'	1:AA:976:G:H5''	1.64	0.80
1:AA:1238:A:H62	1:AA:1299:A:N6	1.79	0.80
12:AL:124:LYS:HD2	12:AL:125:PRO:HD2	1.64	0.80
31:BA:1494:A:C4'	31:BA:1495:A:OP1	2.29	0.80
31:BA:1798:U:H5'	33:BD:259:THR:CG2	2.11	0.80
31:BA:2106:G:H1'	31:BA:2184:G:N2	1.95	0.80
40:BO:104:ARG:CZ	45:BT:33:LYS:HD2	2.12	0.80
43:BR:116:LEU:O	43:BR:117:VAL:HB	1.79	0.80
47:BV:64:HIS:HD2	47:BV:94:LEU:HD21	1.47	0.80

Continued on next page...

Continued from previous page...

Atom-1	Atom-2	Interatomic distance (Å)	Clash overlap (Å)
1:CA:491:G:H2'	1:CA:492:G:H8	1.47	0.80
37:DH:89:ILE:HD11	37:DH:129:THR:HB	1.63	0.80
41:DP:101:VAL:HG12	41:DP:106:LEU:HB3	1.63	0.80
33:BD:35:LYS:HD3	33:BD:63:ARG:CA	2.11	0.80
33:BD:58:HIS:HD2	33:BD:59:LYS:N	1.79	0.80
31:DA:1497:U:H5'	31:DA:1498:C:C5	2.16	0.80
42:DQ:9:TYR:O	42:DQ:9:TYR:CD2	2.31	0.80
28:B6:15:GLU:HB3	28:B6:18:ARG:HG2	1.62	0.80
30:B8:22:VAL:HB	30:B8:53:PRO:HB3	1.61	0.80
31:BA:27:G:N2	31:BA:512:G:H1'	1.97	0.80
31:BA:93:G:O2'	50:BY:51:VAL:HG21	1.82	0.80
31:BA:2660:A:H5'	31:BA:2661:G:N2	1.97	0.80
33:BD:25:THR:HG22	33:BD:82:ILE:O	1.80	0.80
45:BT:83:ILE:HG13	45:BT:84:GLN:H	1.46	0.80
1:CA:532:A:H61	3:CC:193:TYR:HB3	1.46	0.80
28:D6:13:CYS:HB3	28:D6:49:HIS:HB3	1.61	0.80
31:DA:27:G:N2	31:DA:512:G:H1'	1.97	0.80
31:DA:1292:U:H2'	31:DA:1293:C:C6	2.16	0.80
48:DW:18:ARG:HH11	48:DW:18:ARG:HG2	1.45	0.80
50:DY:39:VAL:HG12	50:DY:40:GLU:N	1.97	0.80
2:AB:172:ILE:H	2:AB:172:ILE:HD12	1.45	0.80
25:B3:54:VAL:HG12	25:B3:55:ARG:N	1.97	0.80
28:B6:10:LEU:H	28:B6:10:LEU:HD22	1.47	0.80
31:BA:1051:G:H5'	31:BA:2752:C:O2'	1.81	0.80
44:BS:101:LEU:HD13	44:BS:102:ALA:O	1.82	0.80
5:CE:72:GLN:O	5:CE:73:ASN:HB2	1.82	0.80
31:DA:84:A:N6	31:DA:102:G:H1'	1.97	0.80
31:DA:1798:U:H5'	33:DD:259:THR:CG2	2.09	0.80
19:AS:36:ARG:HH12	19:AS:75:ALA:HB3	1.46	0.80
31:BA:1021:A:H3'	31:BA:1021:A:C8	2.17	0.80
33:BD:87:ASN:N	33:BD:87:ASN:HD22	1.80	0.80
46:BU:90:VAL:HG12	46:BU:91:ASP:H	1.46	0.80
31:DA:2395:C:H5'	31:DA:2395:C:H6	1.44	0.80
34:DE:76:ARG:HG3	34:DE:195:LEU:HD12	1.63	0.80
18:AR:58:LEU:HB3	18:AR:62:GLU:HB2	1.64	0.80
23:B1:41:ARG:HH11	23:B1:41:ARG:CG	1.82	0.80
30:B8:32:LEU:CB	30:B8:35:GLN:H	1.94	0.80
31:BA:83:G:N2	31:BA:102:G:O2'	2.12	0.80
31:BA:143:G:H1'	49:BX:38:GLU:HG3	1.63	0.80
31:BA:911:A:H2'	42:BQ:9:TYR:OH	1.82	0.80
50:BY:96:ILE:HG13	50:BY:99:CYS:C	2.02	0.80

Continued on next page...

Continued from previous page...

Atom-1	Atom-2	Interatomic distance (Å)	Clash overlap (Å)
1:CA:1281:U:H4'	1:CA:1282:C:OP2	1.80	0.80
19:CS:42:PRO:O	19:CS:43:GLU:HB3	1.81	0.80
24:D2:49:LYS:HD2	24:D2:53:LEU:CD1	2.11	0.80
40:DO:23:ARG:HG2	40:DO:23:ARG:NH1	1.97	0.80
50:DY:96:ILE:HG13	50:DY:99:CYS:C	2.02	0.80
1:AA:1169:A:H2'	1:AA:1170:A:H8	1.43	0.80
1:AA:1199:U:H4'	10:AJ:54:PHE:CZ	2.16	0.80
2:AB:154:LEU:HD23	2:AB:154:LEU:H	1.47	0.80
6:AF:24:GLU:HG3	6:AF:28:ARG:NH1	1.97	0.80
31:BA:2092:U:H4'	31:BA:2093:G:O5'	1.82	0.80
39:BN:83:LYS:HE3	39:BN:85:ILE:HD11	1.62	0.80
45:BT:29:ARG:CB	45:BT:85:LYS:HA	2.12	0.80
16:CP:22:THR:HG22	16:CP:32:TYR:HA	1.63	0.80
31:DA:1300:U:O2'	31:DA:1626:G:C2	2.34	0.80
16:AP:28:ARG:HH11	16:AP:28:ARG:CG	1.91	0.79
23:B1:92:LYS:C	23:B1:94:LEU:H	1.82	0.79
1:CA:737:A:H2'	1:CA:738:C:H6	1.46	0.79
1:CA:975:A:H4'	1:CA:976:G:H5''	1.64	0.79
5:CE:50:GLU:HG3	5:CE:52:PRO:HD2	1.65	0.79
18:CR:58:LEU:HB3	18:CR:62:GLU:HB2	1.64	0.79
27:D5:35:GLU:HB2	27:D5:49:CYS:HB3	1.64	0.79
23:B1:19:GLN:NE2	31:BA:379:G:H21	1.79	0.79
31:BA:1639:U:H2'	31:BA:1640:C:H5''	1.64	0.79
41:BP:41:ARG:HA	41:BP:41:ARG:HH21	1.44	0.79
1:CA:1446:U:H4'	1:CA:1447:A:N7	1.98	0.79
4:CD:148:VAL:HG12	4:CD:149:ALA:H	1.45	0.79
30:D8:32:LEU:CB	30:D8:34:TRP:H	1.96	0.79
31:DA:1833:U:H2'	31:DA:1834:U:H6	1.47	0.79
1:AA:444:C:H2'	1:AA:445:G:H8	1.45	0.79
1:AA:707:C:O2'	1:AA:708:C:H5'	1.82	0.79
1:AA:1201:A:H1'	1:AA:1202:G:OP2	1.83	0.79
1:AA:1291:G:H4'	9:AI:38:GLN:O	1.82	0.79
31:BA:1012:U:O4	39:BN:28:THR:HG21	1.82	0.79
33:BD:70:TRP:HZ3	33:BD:146:GLU:OE2	1.66	0.79
38:BI:144:VAL:HG12	38:BI:145:VAL:H	1.47	0.79
50:BY:28:LYS:O	50:BY:38:ILE:HB	1.83	0.79
31:DA:142:A:C8	31:DA:1408:C:H1'	2.17	0.79
31:DA:1406:U:H2'	31:DA:1407:C:C6	2.17	0.79
31:DA:2660:A:H3'	31:DA:2660:A:N3	1.97	0.79
32:DB:47:C:O2'	44:DS:93:LYS:HG2	1.82	0.79
45:DT:83:ILE:HG13	45:DT:84:GLN:H	1.44	0.79

Continued on next page...

Continued from previous page...

Atom-1	Atom-2	Interatomic distance (Å)	Clash overlap (Å)
9:AI:96:LEU:HG	9:AI:102:LEU:HB2	1.64	0.79
31:BA:1529:G:N2	31:BA:1530:C:H5''	1.97	0.79
32:BB:20:C:H2'	32:BB:21:G:C5'	2.12	0.79
34:BE:59:VAL:HG22	34:BE:63:LEU:HA	1.64	0.79
39:BN:65:LYS:HA	39:BN:65:LYS:CE	2.11	0.79
4:CD:119:GLN:HG2	4:CD:123:HIS:HD2	1.47	0.79
10:CJ:78:ASN:HB2	10:CJ:81:THR:HG23	1.62	0.79
11:CK:21:ILE:HB	11:CK:84:VAL:HA	1.64	0.79
31:DA:71:A:H5'	31:DA:71:A:H8	1.48	0.79
47:DV:5:VAL:CG2	47:DV:36:PRO:HB2	2.11	0.79
1:AA:1321:C:C5'	1:AA:1322:C:H5''	2.12	0.79
4:AD:148:VAL:HG12	4:AD:149:ALA:H	1.46	0.79
25:B3:6:VAL:HG13	25:B3:54:VAL:HG11	1.63	0.79
31:BA:1038:C:H42	31:BA:1117:G:H1	1.29	0.79
31:BA:2562:U:H1'	40:BO:23:ARG:NH1	1.96	0.79
45:BT:23:ARG:O	45:BT:25:GLY:N	2.16	0.79
48:BW:18:ARG:HG2	48:BW:18:ARG:HH11	1.48	0.79
9:CI:96:LEU:HG	9:CI:102:LEU:HB2	1.62	0.79
23:D1:8:SER:N	23:D1:46:LEU:HD11	1.96	0.79
31:DA:1170:G:H1	31:DA:1179:C:H42	1.25	0.79
44:DS:61:ASN:ND2	44:DS:62:LYS:H	1.80	0.79
1:AA:1446:U:H4'	1:AA:1447:A:N7	1.98	0.79
31:BA:1495:A:N3	31:BA:1496:A:C2	2.51	0.79
31:BA:2712:U:H5''	31:BA:2712:U:O2	1.83	0.79
39:BN:123:TYR:OH	39:BN:130:HIS:HD2	1.64	0.79
5:CE:101:ILE:HD11	5:CE:119:LEU:HA	1.64	0.79
30:D8:32:LEU:HB3	30:D8:34:TRP:H	1.47	0.79
33:DD:35:LYS:HD3	33:DD:63:ARG:CA	2.12	0.79
33:DD:65:ILE:HD11	33:DD:67:PHE:CE1	2.18	0.79
36:DG:60:LEU:O	36:DG:64:THR:HG22	1.83	0.79
41:DP:58:THR:O	41:DP:61:ARG:NE	2.16	0.79
45:DT:23:ARG:O	45:DT:25:GLY:N	2.16	0.79
47:DV:62:LEU:CD2	47:DV:98:GLU:HB2	2.13	0.79
51:DZ:149:SER:HB2	51:DZ:172:ALA:O	1.83	0.79
1:AA:1226:C:C4	13:AM:104:ARG:HB2	2.17	0.79
31:BA:1697:G:H5'	31:BA:1697:G:C8	2.16	0.79
36:BG:131:TYR:HB3	36:BG:159:VAL:HG13	1.64	0.79
42:BQ:8:LYS:HD2	42:BQ:9:TYR:H	1.47	0.79
51:BZ:151:HIS:HB3	51:BZ:170:THR:CA	2.08	0.79
13:CM:68:GLY:O	13:CM:69:GLU:HB2	1.83	0.79
38:DI:2:LYS:HB2	38:DI:39:ALA:HB3	1.64	0.79

Continued on next page...

Continued from previous page...

Atom-1	Atom-2	Interatomic distance (Å)	Clash overlap (Å)
8:AH:10:LEU:HD23	8:AH:10:LEU:N	1.97	0.79
23:B1:19:GLN:OE1	23:B1:44:PRO:HB3	1.83	0.79
28:B6:22:ALA:HB2	28:B6:39:TYR:CE2	2.17	0.79
31:BA:659:C:H5'	31:BA:659:C:C6	2.15	0.79
34:BE:76:ARG:HG3	34:BE:195:LEU:HD12	1.64	0.79
1:CA:1201:A:H1'	1:CA:1202:G:OP2	1.82	0.79
2:CB:88:ALA:HB2	2:CB:219:VAL:HG13	1.64	0.79
31:DA:676:A:H8	31:DA:2069:G:H21	0.87	0.79
31:DA:1012:U:O4	39:DN:28:THR:HG21	1.83	0.79
31:DA:2393:A:H5'	41:DP:62:LEU:HB3	1.62	0.79
33:DD:25:THR:HG22	33:DD:82:ILE:O	1.83	0.79
34:DE:59:VAL:HG22	34:DE:63:LEU:HA	1.64	0.79
34:DE:116:VAL:O	34:DE:117:MET:HB3	1.80	0.79
46:DU:88:ILE:O	46:DU:90:VAL:N	2.14	0.79
9:AI:4:TYR:HB2	9:AI:19:LEU:HB2	1.64	0.79
16:AP:72:ARG:HH21	16:AP:73:LEU:HD21	1.47	0.79
28:B6:46:HIS:CB	28:B6:47:THR:N	2.46	0.79
1:CA:80:G:H1	1:CA:89:C:N4	1.81	0.79
1:CA:707:C:O2'	1:CA:708:C:H5'	1.83	0.79
31:DA:1039:G:H1	31:DA:1116:C:N4	1.80	0.79
35:DF:32:LEU:HD11	35:DF:105:VAL:HG13	1.64	0.79
46:DU:65:ILE:HG12	46:DU:96:ALA:CB	2.13	0.79
2:AB:88:ALA:HB2	2:AB:219:VAL:HG13	1.65	0.79
31:BA:1169:G:H1	31:BA:1180:C:N4	1.78	0.79
31:BA:2712:U:H1'	31:BA:2712(A):A:C8	2.17	0.79
50:BY:47:LYS:HB3	50:BY:47:LYS:HZ3	1.46	0.79
1:CA:17:U:H2'	1:CA:18:C:H6	1.45	0.79
1:CA:1226:C:C4	13:CM:104:ARG:HB2	2.17	0.79
13:CM:91:ARG:HB2	13:CM:98:VAL:HG21	1.64	0.79
31:DA:154:G:H1	31:DA:172:C:N4	1.80	0.79
31:DA:2476:A:C2	31:DA:2477:C:H5''	2.18	0.79
50:DY:38:ILE:HG22	50:DY:39:VAL:N	1.97	0.79
1:AA:737:A:H2'	1:AA:738:C:H6	1.46	0.78
1:AA:1435:G:H2'	1:AA:1436:U:C6	2.17	0.78
3:AC:52:LEU:H	3:AC:52:LEU:HD23	1.46	0.78
8:AH:20:TYR:HD1	8:AH:65:TYR:CD2	2.00	0.78
27:B5:46:CYS:SG	27:B5:47:PRO:CD	2.71	0.78
31:BA:71:A:H3'	31:BA:71:A:OP2	1.83	0.78
31:BA:747:U:O2	31:BA:2014:A:H1'	1.82	0.78
41:BP:84:ASN:OD1	41:BP:117:GLU:HB2	1.82	0.78
51:BZ:149:SER:HB2	51:BZ:172:ALA:O	1.83	0.78

Continued on next page...

Continued from previous page...

Atom-1	Atom-2	Interatomic distance (Å)	Clash overlap (Å)
28:D6:46:HIS:CB	28:D6:47:THR:N	2.46	0.78
31:DA:747:U:O2	31:DA:2014:A:H1'	1.81	0.78
31:DA:1494:A:C4'	31:DA:1495:A:OP1	2.31	0.78
33:DD:25:THR:O	33:DD:25:THR:HG23	1.83	0.78
33:DD:186:HIS:CD2	33:DD:188:GLU:H	2.01	0.78
42:DQ:81:VAL:O	42:DQ:82:ARG:CG	2.21	0.78
1:AA:1250:A:H61	1:AA:1354:C:H1'	1.48	0.78
38:BI:77:LEU:HD21	38:BI:101:LEU:HD22	1.63	0.78
47:BV:90:PRO:HG2	47:BV:91:TYR:H	1.47	0.78
1:CA:1321:C:C5'	1:CA:1322:C:H5''	2.13	0.78
20:CT:56:MET:HG3	20:CT:88:VAL:HG21	1.63	0.78
31:DA:833:U:H2'	31:DA:834:C:H6	1.48	0.78
31:DA:1430:C:H2'	31:DA:1431:U:H6	1.46	0.78
1:AA:191:G:C4	20:AT:105:SER:HB3	2.19	0.78
1:AA:1152:A:H5''	10:AJ:13:HIS:CD2	2.17	0.78
20:AT:50:GLU:CB	20:AT:100:ILE:HG12	2.13	0.78
20:AT:56:MET:HG3	20:AT:88:VAL:HG21	1.63	0.78
31:BA:84:A:N6	31:BA:102:G:H1'	1.97	0.78
31:BA:1771:C:O2'	31:BA:1786:A:H8	1.65	0.78
31:BA:2475:C:H42	31:BA:2529:G:H22	1.28	0.78
34:BE:51:PHE:O	34:BE:74:PRO:HB3	1.83	0.78
44:BS:24:LEU:HB3	44:BS:85:VAL:HG12	1.65	0.78
33:DD:27:THR:O	33:DD:29:PRO:HD2	1.83	0.78
47:DV:72:VAL:CA	47:DV:88:ARG:HH22	1.92	0.78
50:DY:35:TYR:CE2	50:DY:69:ALA:HB3	2.18	0.78
1:AA:80:G:H1	1:AA:89:C:N4	1.81	0.78
5:AE:101:ILE:HD11	5:AE:119:LEU:HA	1.66	0.78
8:AH:102:ARG:HE	8:AH:102:ARG:N	1.81	0.78
13:AM:68:GLY:O	13:AM:69:GLU:HB2	1.84	0.78
19:AS:42:PRO:O	19:AS:43:GLU:HB3	1.82	0.78
24:B2:14:ARG:NH1	24:B2:57:ILE:H	1.80	0.78
27:B5:50:GLY:O	27:B5:51:TYR:HD1	1.67	0.78
31:BA:102:G:HO2'	31:BA:103:A:P	2.07	0.78
48:BW:4:LYS:HB2	48:BW:106:ILE:HG22	1.65	0.78
1:CA:1289:A:H3'	1:CA:1290:G:H8	1.49	0.78
28:D6:9:LEU:HD22	28:D6:10:LEU:H	1.44	0.78
29:D7:9:ARG:NH1	31:DA:1310:G:OP2	2.17	0.78
31:DA:2712:U:H1'	31:DA:2712(A):A:C8	2.18	0.78
40:DO:104:ARG:CZ	45:DT:33:LYS:HD2	2.14	0.78
9:AI:40:LEU:HD11	9:AI:70:LYS:HG2	1.66	0.78
31:BA:833:U:H2'	31:BA:834:C:H6	1.48	0.78

Continued on next page...

Continued from previous page...

Atom-1	Atom-2	Interatomic distance (Å)	Clash overlap (Å)
37:BH:85:LYS:HD2	37:BH:141:VAL:HG13	1.64	0.78
1:CA:1169:A:H2'	1:CA:1170:A:H8	1.45	0.78
9:CI:40:LEU:HD11	9:CI:70:LYS:HG2	1.66	0.78
30:D8:59:LYS:CD	41:DP:50:ARG:HB3	2.13	0.78
32:DB:20:C:H2'	32:DB:21:G:C5'	2.13	0.78
44:DS:14:VAL:HG12	44:DS:15:ARG:H	1.47	0.78
50:DY:45:VAL:HG13	50:DY:62:GLU:CB	2.12	0.78
5:AE:50:GLU:HG3	5:AE:52:PRO:HD2	1.66	0.78
26:B4:12:ALA:O	36:BG:101:ILE:HD11	1.83	0.78
30:B8:32:LEU:HD23	30:B8:35:GLN:N	1.98	0.78
31:BA:1887:C:H2'	31:BA:1888:G:H5'	1.63	0.78
1:CA:1442(B):A:N1	45:DT:118:ARG:NH2	2.32	0.78
2:CB:154:LEU:HD23	2:CB:154:LEU:H	1.49	0.78
31:DA:1681:G:H8	31:DA:1681:G:OP2	1.67	0.78
31:DA:1876:A:H2'	31:DA:1877:A:C8	2.19	0.78
47:DV:64:HIS:HD2	47:DV:94:LEU:HD21	1.48	0.78
1:AA:859:A:H2'	1:AA:860:A:O4'	1.84	0.78
4:AD:62:GLN:HA	4:AD:62:GLN:HE21	1.49	0.78
31:BA:2756:U:H4'	31:BA:2757:A:OP1	1.84	0.78
1:CA:1291:G:H4'	9:CI:38:GLN:O	1.83	0.78
8:CH:102:ARG:HE	8:CH:102:ARG:N	1.80	0.78
31:DA:90:U:H1'	31:DA:92:A:H5''	1.65	0.78
31:DA:1021:A:H62	31:DA:1141:U:H3	1.31	0.78
41:DP:124:LYS:HG2	41:DP:143:GLY:HA3	1.64	0.78
44:DS:101:LEU:HD13	44:DS:102:ALA:O	1.83	0.78
5:AE:72:GLN:O	5:AE:73:ASN:HB2	1.82	0.78
1:CA:200:G:H1	1:CA:217:C:H42	1.28	0.78
1:CA:1412:C:H2'	1:CA:1413:A:H8	1.47	0.78
2:CB:163:PHE:HA	2:CB:185:ILE:HG12	1.64	0.78
31:DA:2092:U:H4'	31:DA:2093:G:O5'	1.81	0.78
31:DA:2475:C:H42	31:DA:2529:G:H22	1.29	0.78
39:DN:9:VAL:HG11	39:DN:39:ARG:HH22	1.48	0.78
42:DQ:20:ALA:HB2	42:DQ:99:PRO:HD2	1.66	0.78
23:B1:62:VAL:HG22	23:B1:63:ALA:H	1.49	0.78
31:BA:141:A:H8	31:BA:1408:C:HO2'	1.28	0.78
31:BA:527:C:OP2	31:BA:2779:U:H5	1.66	0.78
32:BB:116:G:C5'	32:BB:116:G:H8	1.97	0.78
31:DA:1884:A:C2'	31:DA:1885:A:H5'	2.14	0.78
2:AB:84:GLU:HB3	2:AB:219:VAL:HG21	1.65	0.78
16:AP:74:LEU:O	16:AP:79:VAL:HG23	1.83	0.78
24:B2:55:ARG:HH22	49:BX:3:THR:HG22	1.48	0.78

Continued on next page...

Continued from previous page...

Atom-1	Atom-2	Interatomic distance (Å)	Clash overlap (Å)
31:BA:1022:G:O2'	31:BA:1023:U:OP2	2.02	0.78
33:BD:35:LYS:HZ1	33:BD:104:TYR:HB2	1.44	0.78
39:BN:9:VAL:HG11	39:BN:39:ARG:HH22	1.49	0.78
47:BV:19:LYS:HG2	47:BV:96:ILE:HG22	1.65	0.78
1:CA:826:C:H2'	1:CA:827:U:C6	2.19	0.78
1:CA:1199:U:H4'	10:CJ:54:PHE:CZ	2.18	0.78
2:CB:97:TRP:CH2	2:CB:173:ALA:HA	2.19	0.78
4:CD:119:GLN:HG2	4:CD:123:HIS:CD2	2.18	0.78
24:D2:45:SER:O	24:D2:47:ASN:ND2	2.17	0.78
31:DA:2030:A:H4'	31:DA:2031:A:OP1	1.83	0.78
47:DV:70:ILE:HG13	47:DV:90:PRO:HB3	1.66	0.78
48:DW:4:LYS:HB2	48:DW:106:ILE:HG22	1.64	0.78
23:B1:10:LYS:HB2	23:B1:14:VAL:N	1.99	0.77
33:BD:35:LYS:HZ3	33:BD:104:TYR:CB	1.96	0.77
16:CP:28:ARG:HH11	16:CP:28:ARG:CG	1.97	0.77
33:DD:183:ARG:HG2	33:DD:183:ARG:NH1	1.98	0.77
1:AA:437:U:OP1	4:AD:155:LEU:HD22	1.85	0.77
31:BA:90:U:H1'	31:BA:92:A:H5''	1.65	0.77
31:DA:1887:C:H2'	31:DA:1888:G:H5'	1.66	0.77
31:DA:2223:G:C2'	31:DA:2224:G:H5'	2.14	0.77
41:BP:95:VAL:HG22	41:BP:125:VAL:HB	1.65	0.77
43:BR:53:HIS:HD2	43:BR:94:TYR:OH	1.67	0.77
50:BY:35:TYR:CD2	50:BY:69:ALA:HB3	2.20	0.77
1:CA:266:G:H5''	1:CA:268:C:H41	1.48	0.77
28:D6:10:LEU:H	28:D6:10:LEU:CD2	1.96	0.77
31:DA:674:G:O2'	35:DF:74:ARG:HG3	1.84	0.77
31:DA:2712(A):A:H5''	31:DA:2713:A:OP2	1.83	0.77
31:DA:2790:A:H2'	31:DA:2791:C:H5''	1.66	0.77
32:DB:8:U:H5'	32:DB:8:U:H6	1.48	0.77
33:DD:35:LYS:NZ	33:DD:65:ILE:HA	1.99	0.77
39:DN:3:THR:C	39:DN:4:TYR:CG	2.57	0.77
39:DN:128:HIS:CD2	39:DN:131:GLN:HB2	2.19	0.77
1:AA:403:C:O2'	1:AA:404:U:H5'	1.82	0.77
2:AB:163:PHE:HA	2:AB:185:ILE:HG12	1.65	0.77
30:B8:35:GLN:NE2	30:B8:36:LYS:HZ3	1.81	0.77
31:BA:1300:U:O2'	31:BA:1626:G:C2	2.38	0.77
31:BA:2395:C:H5'	31:BA:2395:C:H6	1.50	0.77
41:BP:17:LYS:HG3	41:BP:19:VAL:HG23	1.66	0.77
1:CA:664:G:N2	1:CA:741:G:H1	1.82	0.77
26:D4:12:ALA:O	36:DG:101:ILE:HD11	1.85	0.77
31:DA:1614:A:H61	48:DW:88:ARG:H	1.33	0.77

Continued on next page...

Continued from previous page...

Atom-1	Atom-2	Interatomic distance (Å)	Clash overlap (Å)
41:DP:17:LYS:C	41:DP:19:VAL:H	1.86	0.77
41:DP:84:ASN:OD1	41:DP:117:GLU:HB2	1.85	0.77
1:AA:1289:A:H3'	1:AA:1290:G:H8	1.50	0.77
13:AM:81:LEU:HB3	13:AM:89:GLY:HA2	1.64	0.77
23:B1:46:LEU:HD12	23:B1:46:LEU:N	1.99	0.77
31:BA:1497:U:H5'	31:BA:1498:C:C5	2.18	0.77
41:BP:140:ALA:CB	25:D3:38:GLU:HG2	2.10	0.77
31:DA:1502:C:H2'	31:DA:1502:C:O2	1.84	0.77
31:DA:2660:A:H5'	31:DA:2661:G:N2	2.00	0.77
39:DN:18:ALA:HB1	39:DN:21:LYS:HG3	1.64	0.77
42:DQ:140:ALA:HB1	51:DZ:99:TYR:HB2	1.67	0.77
50:DY:35:TYR:CD2	50:DY:69:ALA:HB3	2.20	0.77
1:AA:192:U:H2'	1:AA:193:C:H6	1.48	0.77
1:AA:365:U:H5''	1:AA:366:C:OP1	1.85	0.77
32:BB:8:U:H5'	32:BB:8:U:H6	1.48	0.77
33:BD:27:THR:O	33:BD:29:PRO:HD2	1.83	0.77
40:BO:23:ARG:HG2	40:BO:23:ARG:NH1	1.93	0.77
1:CA:472:A:H4'	16:CP:82:GLN:HE22	1.50	0.77
6:CF:62:TRP:CH2	6:CF:64:GLN:HB2	2.19	0.77
31:DA:966:G:H2'	31:DA:967:C:C6	2.19	0.77
41:DP:62:LEU:H	41:DP:62:LEU:HD13	1.47	0.77
1:AA:626:U:H2'	1:AA:627:G:C8	2.20	0.77
31:BA:819:A:C4	31:BA:1189:A:C2	2.72	0.77
31:BA:1884:A:C2'	31:BA:1885:A:H5'	2.15	0.77
31:BA:2660:A:H3'	31:BA:2660:A:N3	1.99	0.77
33:BD:27:THR:CG2	33:BD:28:GLU:N	2.48	0.77
39:BN:128:HIS:CD2	39:BN:131:GLN:HB2	2.19	0.77
50:BY:8:LYS:HE2	50:BY:72:VAL:HG23	1.67	0.77
1:CA:437:U:OP1	4:CD:155:LEU:HD22	1.84	0.77
1:CA:878:G:H5'	8:CH:89:PRO:HG2	1.67	0.77
31:DA:2392:A:H2	31:DA:2424:C:H42	1.29	0.77
34:DE:152:LYS:HG2	39:DN:78:TYR:CD2	2.20	0.77
45:DT:29:ARG:CB	45:DT:85:LYS:HA	2.14	0.77
1:AA:1070:U:H2'	1:AA:1071:C:C6	2.20	0.77
11:AK:21:ILE:HB	11:AK:84:VAL:HA	1.65	0.77
29:B7:8:ASN:C	29:B7:8:ASN:ND2	2.36	0.77
31:BA:1019:U:H3	31:BA:1142(A):A:N6	1.83	0.77
31:BA:1108:U:H2'	31:BA:1109:C:H5'	1.67	0.77
39:BN:78:TYR:HD1	39:BN:79:PRO:CD	1.98	0.77
43:BR:4:LEU:O	43:BR:4:LEU:CD1	2.32	0.77
50:DY:45:VAL:HG11	50:DY:60:PHE:C	2.04	0.77

Continued on next page...

Continued from previous page...

Atom-1	Atom-2	Interatomic distance (Å)	Clash overlap (Å)
1:AA:1412:C:H2'	1:AA:1413:A:H8	1.49	0.77
24:B2:52:ASP:O	24:B2:56:GLN:NE2	2.18	0.77
28:B6:13:CYS:HB3	28:B6:49:HIS:HB3	1.65	0.77
31:BA:1021:A:H62	31:BA:1141:U:H3	1.32	0.77
31:BA:1614:A:H61	48:BW:88:ARG:H	1.33	0.77
33:BD:127:VAL:HA	33:BD:193:VAL:HG22	1.67	0.77
35:BF:66:PRO:O	35:BF:67:GLN:HB3	1.84	0.77
41:BP:17:LYS:C	41:BP:19:VAL:H	1.87	0.77
41:BP:105:LEU:O	41:BP:106:LEU:HB2	1.85	0.77
8:CH:10:LEU:N	8:CH:10:LEU:HD23	1.99	0.77
31:DA:1527:G:H5''	31:DA:1528:A:OP1	1.85	0.77
38:DI:77:LEU:HD21	38:DI:101:LEU:HD22	1.67	0.77
1:AA:826:C:H2'	1:AA:827:U:C6	2.20	0.77
3:AC:180:ALA:HB1	3:AC:182:ILE:HG13	1.65	0.77
4:AD:61:LYS:HB2	4:AD:203:VAL:HG22	1.66	0.77
6:AF:62:TRP:CH2	6:AF:64:GLN:HB2	2.19	0.77
31:BA:102:G:H8	31:BA:102:G:C5'	1.96	0.77
31:BA:587:C:H4'	31:BA:588:U:OP2	1.84	0.77
39:BN:45:ASN:H	39:BN:45:ASN:ND2	1.81	0.77
41:BP:62:LEU:HD22	41:BP:62:LEU:H	1.48	0.77
49:BX:24:GLY:HA3	49:BX:80:ILE:HG13	1.66	0.77
1:CA:191:G:C4	20:CT:105:SER:HB3	2.19	0.77
20:CT:50:GLU:CB	20:CT:100:ILE:HG12	2.15	0.77
31:DA:1899:G:H21	31:DA:1902:C:H5	1.29	0.77
35:DF:53:THR:HG22	35:DF:56:GLU:OE1	1.85	0.77
2:AB:87:ARG:HE	2:AB:233:SER:HB3	1.48	0.76
2:AB:97:TRP:CH2	2:AB:173:ALA:HA	2.19	0.76
45:BT:50:ILE:HD11	45:BT:102:ILE:CD1	2.15	0.76
45:BT:54:ARG:HA	45:BT:59:THR:HB	1.67	0.76
23:D1:10:LYS:HB2	23:D1:14:VAL:N	2.00	0.76
23:D1:47:GLN:HB2	31:DA:397:G:H5''	1.67	0.76
45:DT:30:VAL:HG21	45:DT:83:ILE:CG1	2.16	0.76
1:AA:166:G:H2'	1:AA:167:G:H8	1.49	0.76
10:AJ:49:VAL:HG13	14:AN:41:ARG:HB2	1.65	0.76
23:B1:87:PRO:HD2	23:B1:88:LYS:N	1.99	0.76
33:BD:2:ALA:O	33:BD:3:VAL:HB	1.83	0.76
37:BH:70:THR:HG22	37:BH:74:ASN:HD21	1.51	0.76
42:BQ:27:VAL:HG13	42:BQ:105:GLU:OE1	1.85	0.76
1:CA:166:G:H2'	1:CA:167:G:H8	1.49	0.76
16:CP:28:ARG:HG2	16:CP:28:ARG:NH1	1.95	0.76
24:D2:52:ASP:O	24:D2:56:GLN:NE2	2.18	0.76

Continued on next page...

Continued from previous page...

Atom-1	Atom-2	Interatomic distance (Å)	Clash overlap (Å)
31:DA:1696:G:H2'	31:DA:1697:G:C5'	2.15	0.76
35:DF:132:VAL:HG22	35:DF:133:ASN:H	1.50	0.76
38:DI:6:LEU:HD12	38:DI:34:GLY:O	1.84	0.76
39:DN:65:LYS:O	39:DN:69:GLN:HB2	1.85	0.76
1:AA:475:G:H2'	1:AA:476:G:C8	2.18	0.76
18:AR:31:LEU:HD23	18:AR:31:LEU:H	1.50	0.76
31:BA:2790:A:H2'	31:BA:2791:C:H5''	1.67	0.76
42:BQ:81:VAL:C	42:BQ:82:ARG:HG2	2.02	0.76
42:BQ:140:ALA:HB1	51:BZ:99:TYR:HB2	1.67	0.76
43:BR:11:ASN:CG	43:BR:12:ARG:H	1.89	0.76
1:CA:1152:A:H5''	10:CJ:13:HIS:CD2	2.20	0.76
24:D2:14:ARG:NH1	24:D2:57:ILE:H	1.83	0.76
31:DA:542:C:N3	31:DA:543:C:N4	2.33	0.76
31:DA:1108:U:H2'	31:DA:1109:C:H5'	1.68	0.76
32:DB:28:C:C2	32:DB:29:A:C8	2.73	0.76
39:DN:78:TYR:HD1	39:DN:79:PRO:CD	1.98	0.76
51:DZ:166:SER:HB2	51:DZ:168:GLU:N	1.99	0.76
1:AA:247:G:OP2	17:AQ:100:LYS:HG2	1.86	0.76
31:BA:61:G:H1	31:BA:94:C:H42	1.33	0.76
31:BA:2476:A:C2	31:BA:2477:C:H5''	2.19	0.76
34:BE:24:THR:HG23	34:BE:184:VAL:HG23	1.67	0.76
34:BE:38:THR:HG22	34:BE:40:GLU:H	1.50	0.76
35:BF:53:THR:HG22	35:BF:56:GLU:OE1	1.85	0.76
37:BH:88:LEU:O	37:BH:89:ILE:HG23	1.85	0.76
42:BQ:35:VAL:HG13	42:BQ:130:LYS:HB3	1.66	0.76
44:BS:83:LYS:HE3	44:BS:105:ALA:HB2	1.66	0.76
51:BZ:109:ALA:HB1	51:BZ:145:GLU:OE2	1.85	0.76
1:CA:1250:A:H61	1:CA:1354:C:H1'	1.50	0.76
6:CF:30:LEU:HB2	6:CF:35:ALA:HB3	1.67	0.76
31:DA:1529:G:N2	31:DA:1530:C:H5''	1.99	0.76
32:DB:86:G:H2'	32:DB:87:G:C8	2.19	0.76
42:DQ:81:VAL:O	42:DQ:82:ARG:NH1	2.17	0.76
46:DU:93:LYS:HD3	46:DU:93:LYS:H	1.50	0.76
23:B1:12:PRO:HD2	23:B1:62:VAL:HG23	1.68	0.76
34:BE:136:ARG:HH11	34:BE:136:ARG:HG2	1.49	0.76
39:BN:40:PRO:HB3	46:BU:68:ALA:HB2	1.67	0.76
1:CA:341:C:O2'	1:CA:342:C:H5'	1.85	0.76
31:DA:1179:C:H3'	31:DA:1180:C:H5''	1.67	0.76
31:DA:2036:C:H5'	31:DA:2036:C:H6	1.51	0.76
34:DE:14:ILE:HG12	34:DE:21:VAL:CG2	2.15	0.76
39:DN:17:ASP:OD2	39:DN:19:GLU:HB3	1.86	0.76

Continued on next page...

Continued from previous page...

Atom-1	Atom-2	Interatomic distance (Å)	Clash overlap (Å)
39:DN:126:PRO:O	39:DN:127:ASP:HB2	1.84	0.76
41:DP:71:VAL:HG12	41:DP:72:PRO:HD3	1.66	0.76
44:DS:14:VAL:CG1	44:DS:15:ARG:N	2.48	0.76
51:DZ:73:GLN:HG2	51:DZ:87:ASP:OD1	1.84	0.76
1:AA:266:G:H5''	1:AA:268:C:H41	1.51	0.76
24:B2:30:ARG:HD2	24:B2:30:ARG:H	1.49	0.76
31:BA:674:G:O2'	35:BF:74:ARG:HG3	1.85	0.76
32:BB:32:C:C2	32:BB:51:G:N2	2.53	0.76
33:BD:75:ILE:HG21	33:BD:99:ASP:HB2	1.68	0.76
47:BV:5:VAL:CG2	47:BV:36:PRO:HB2	2.14	0.76
2:CB:87:ARG:HE	2:CB:233:SER:HB3	1.48	0.76
25:D3:54:VAL:HG12	25:D3:55:ARG:N	2.01	0.76
31:DA:529:A:H62	31:DA:2041:U:H3	1.33	0.76
31:DA:659:C:H5'	31:DA:659:C:C6	2.20	0.76
31:DA:2523:G:H2'	31:DA:2524:G:C5'	2.14	0.76
47:DV:64:HIS:CG	47:DV:64:HIS:O	2.38	0.76
47:DV:66:ARG:HG2	47:DV:94:LEU:HG	1.68	0.76
30:B8:32:LEU:C	30:B8:34:TRP:H	1.89	0.76
38:BI:8:PRO:HA	38:BI:13:GLY:O	1.86	0.76
47:BV:13:ARG:HH11	47:BV:13:ARG:CG	1.97	0.76
32:DB:74:U:H2'	32:DB:75:G:H5''	1.65	0.76
35:DF:3:GLU:O	35:DF:19:GLU:HA	1.86	0.76
2:AB:180:LEU:O	2:AB:181:PHE:HB2	1.85	0.76
24:B2:46:GLN:HE21	24:B2:46:GLN:C	1.89	0.76
24:B2:46:GLN:NE2	24:B2:47:ASN:N	2.33	0.76
31:BA:71:A:H5'	31:BA:71:A:C8	2.20	0.76
31:BA:2660:A:H5'	31:BA:2661:G:H21	1.51	0.76
35:BF:103:LYS:HA	35:BF:106:ARG:HG3	1.66	0.76
39:BN:3:THR:C	39:BN:4:TYR:CG	2.59	0.76
4:CD:61:LYS:HB2	4:CD:203:VAL:HG22	1.68	0.76
31:DA:1173:G:H3'	31:DA:1174:A:C5'	2.15	0.76
34:DE:14:ILE:HG12	34:DE:21:VAL:HG23	1.67	0.76
37:DH:144:VAL:O	37:DH:148:ILE:HG12	1.84	0.76
50:DY:28:LYS:HD2	50:DY:37:VAL:HG12	1.68	0.76
31:BA:1173:G:H3'	31:BA:1174:A:C5'	2.15	0.76
32:BB:74:U:H2'	32:BB:75:G:H5''	1.68	0.76
50:BY:28:LYS:HD2	50:BY:37:VAL:HG12	1.67	0.76
1:CA:327:A:H3'	1:CA:328:C:H5''	1.68	0.76
5:CE:26:PHE:O	5:CE:27:ARG:HB2	1.85	0.76
6:CF:24:GLU:HG3	6:CF:28:ARG:NH1	2.00	0.76
13:CM:49:THR:HG22	13:CM:51:ALA:H	1.50	0.76

Continued on next page...

Continued from previous page...

Atom-1	Atom-2	Interatomic distance (Å)	Clash overlap (Å)
24:D2:46:GLN:HE21	24:D2:46:GLN:C	1.88	0.76
31:DA:141:A:C8	31:DA:1408:C:O2'	2.37	0.76
31:DA:542:C:C4	31:DA:543:C:N4	2.54	0.76
31:DA:2790:A:H2'	31:DA:2791:C:C5'	2.15	0.76
31:DA:2875:C:H4'	45:DT:5:ALA:HB2	1.66	0.76
38:DI:8:PRO:HA	38:DI:13:GLY:O	1.84	0.76
38:DI:53:ALA:HB1	38:DI:57:ARG:N	1.99	0.76
40:DO:35:VAL:HA	40:DO:62:VAL:HG12	1.68	0.76
45:DT:88:ILE:HG22	45:DT:89:VAL:HG23	1.67	0.76
27:B5:16:ARG:NH1	27:B5:17:ASP:OD1	2.19	0.76
30:B8:32:LEU:HB3	30:B8:34:TRP:N	2.00	0.76
31:BA:142:A:C8	31:BA:1408:C:H1'	2.21	0.76
31:BA:752:A:H4'	31:BA:753:C:O5'	1.84	0.76
31:BA:814:C:H41	41:BP:27:HIS:CD2	2.03	0.76
31:BA:870:A:C5'	42:BQ:7:MET:HB2	2.11	0.76
31:BA:1798:U:C5'	33:BD:259:THR:HG22	2.16	0.76
31:BA:2475:C:H6	31:BA:2475:C:H5''	1.51	0.76
35:BF:3:GLU:O	35:BF:19:GLU:HA	1.85	0.76
36:BG:60:LEU:O	36:BG:64:THR:HG22	1.86	0.76
1:CA:475:G:H2'	1:CA:476:G:C8	2.20	0.76
27:D5:50:GLY:HA3	27:D5:56:LYS:HG2	1.68	0.76
27:D5:54:GLY:O	27:D5:56:LYS:NZ	2.19	0.76
31:DA:631:A:OP1	41:DP:64:LYS:HE3	1.85	0.76
31:DA:1670:C:O2	34:DE:129:HIS:HE1	1.69	0.76
32:DB:44:G:H5''	32:DB:45:A:OP1	1.86	0.76
33:DD:70:TRP:HZ3	33:DD:146:GLU:OE2	1.69	0.76
44:DS:24:LEU:HB3	44:DS:85:VAL:CG1	2.14	0.76
47:DV:51:VAL:HG12	47:DV:52:VAL:H	1.50	0.76
47:DV:83:ARG:HH11	47:DV:83:ARG:CG	1.99	0.76
51:DZ:109:ALA:HB1	51:DZ:145:GLU:OE2	1.85	0.76
1:AA:377:G:OP1	16:AP:3:LYS:HD2	1.86	0.75
1:AA:1117:G:H4'	9:AI:104:ARG:NH2	2.01	0.75
28:B6:33:LYS:O	28:B6:34:LEU:HB2	1.86	0.75
1:CA:1070:U:H2'	1:CA:1071:C:C6	2.22	0.75
27:D5:16:ARG:HH11	27:D5:16:ARG:CG	2.00	0.75
31:DA:598:G:H5'	41:DP:15:ARG:HD2	1.67	0.75
31:DA:752:A:H4'	31:DA:753:C:O5'	1.85	0.75
31:DA:2654:A:OP1	31:DA:2654:A:H8	1.69	0.75
45:DT:54:ARG:HA	45:DT:59:THR:HB	1.66	0.75
49:DX:65:ARG:HA	49:DX:65:ARG:NE	2.02	0.75
1:AA:148:G:O2'	1:AA:149:A:H5'	1.87	0.75

Continued on next page...

Continued from previous page...

Atom-1	Atom-2	Interatomic distance (Å)	Clash overlap (Å)
31:BA:184:C:H2'	31:BA:185:U:H6	1.49	0.75
31:BA:542:C:C4	31:BA:543:C:N4	2.54	0.75
38:BI:91:SER:HB3	38:BI:121:LYS:HB2	1.68	0.75
42:BQ:83:MET:HG2	42:BQ:83:MET:O	1.86	0.75
1:CA:859:A:H2'	1:CA:860:A:O4'	1.86	0.75
31:DA:1021:A:H3'	31:DA:1021:A:C8	2.20	0.75
36:DG:131:TYR:HB3	36:DG:159:VAL:HG13	1.68	0.75
39:DN:73:THR:O	39:DN:75:TYR:N	2.17	0.75
39:DN:83:LYS:HE3	39:DN:85:ILE:HD11	1.68	0.75
46:DU:92:ARG:HD3	46:DU:94:ASN:HB3	1.68	0.75
1:AA:499:A:H4'	1:AA:500:G:OP1	1.86	0.75
31:BA:2685:G:H2'	31:BA:2686:G:H5''	1.67	0.75
33:BD:186:HIS:CD2	33:BD:188:GLU:H	2.03	0.75
38:BI:2:LYS:HB2	38:BI:39:ALA:HB3	1.66	0.75
1:CA:1030(A):G:H1'	1:CA:1031:G:H22	1.51	0.75
1:CA:1285:A:H1'	1:CA:1286:A:OP2	1.86	0.75
3:CC:180:ALA:HB1	3:CC:182:ILE:HG13	1.66	0.75
31:DA:1798:U:C5'	33:DD:259:THR:HG22	2.13	0.75
32:DB:32:C:C2	32:DB:51:G:N2	2.53	0.75
27:B5:54:GLY:O	27:B5:56:LYS:NZ	2.18	0.75
31:BA:943:U:OP2	41:BP:38:GLN:OE1	2.04	0.75
31:BA:1430:C:H2'	31:BA:1431:U:H6	1.49	0.75
31:BA:2223:G:C2'	31:BA:2224:G:H5'	2.16	0.75
35:BF:46:ARG:HH11	35:BF:46:ARG:CG	2.00	0.75
31:DA:2206:G:C2	31:DA:2207:G:H5'	2.21	0.75
32:DB:116:G:C5'	32:DB:116:G:H8	1.99	0.75
33:DD:2:ALA:O	33:DD:3:VAL:HB	1.83	0.75
34:DE:199:ARG:O	34:DE:200:GLU:HB3	1.83	0.75
47:DV:69:LYS:HB2	47:DV:93:GLU:OE2	1.86	0.75
28:B6:14:THR:O	28:B6:49:HIS:HA	1.85	0.75
31:BA:997:G:OP1	46:BU:93:LYS:HD3	1.86	0.75
47:BV:19:LYS:HB3	47:BV:96:ILE:O	1.87	0.75
47:BV:19:LYS:HZ1	47:BV:20:LEU:HB2	1.50	0.75
49:BX:55:ASN:HB2	49:BX:78:LYS:HD2	1.68	0.75
1:CA:1117:G:H4'	9:CI:104:ARG:NH2	2.00	0.75
10:CJ:26:ALA:HB1	10:CJ:29:ARG:HH21	1.51	0.75
12:CL:60:LEU:HD21	12:CL:66:VAL:HG22	1.68	0.75
30:D8:32:LEU:HB3	30:D8:34:TRP:HB3	1.68	0.75
33:DD:35:LYS:HZ1	33:DD:65:ILE:HA	1.51	0.75
34:DE:132:HIS:CG	34:DE:135:HIS:NE2	2.54	0.75
37:DH:85:LYS:HD3	37:DH:133:VAL:HB	1.69	0.75

Continued on next page...

Continued from previous page...

Atom-1	Atom-2	Interatomic distance (Å)	Clash overlap (Å)
38:DI:61:ARG:O	38:DI:133:HIS:HE1	1.69	0.75
38:DI:144:VAL:HG12	38:DI:145:VAL:H	1.49	0.75
50:DY:8:LYS:NZ	50:DY:74:PRO:HD3	2.01	0.75
1:AA:38:G:C2	1:AA:397:A:C2	2.74	0.75
31:BA:1527:G:H5''	31:BA:1528:A:OP1	1.86	0.75
34:BE:95:ILE:HD12	34:BE:95:ILE:H	1.49	0.75
38:BI:138:ILE:H	38:BI:138:ILE:HD12	1.52	0.75
42:BQ:81:VAL:O	42:BQ:82:ARG:NH1	2.18	0.75
45:BT:13:ARG:NH2	45:BT:15:VAL:HG13	2.01	0.75
23:D1:23:LYS:HB2	23:D1:37:ILE:HG22	1.68	0.75
31:DA:1495:A:N3	31:DA:1496:A:C2	2.55	0.75
31:DA:1747(A):G:C2'	31:DA:1748:G:H5'	2.15	0.75
32:DB:82:G:C2'	32:DB:83:G:H5'	2.16	0.75
43:DR:116:LEU:O	43:DR:117:VAL:HB	1.86	0.75
47:DV:83:ARG:O	47:DV:84:LYS:HG3	1.86	0.75
1:AA:114:U:H2'	1:AA:115:G:C8	2.21	0.75
10:AJ:63:PHE:HZ	14:AN:45:ARG:HG3	1.50	0.75
23:B1:73:LEU:HD21	23:B1:94:LEU:HA	1.67	0.75
30:B8:30:ARG:O	30:B8:31:HIS:C	2.23	0.75
31:BA:154:G:H1	31:BA:172:C:N4	1.83	0.75
31:BA:1821:A:C2'	31:BA:1822:G:H5''	2.14	0.75
31:BA:2206:G:C2	31:BA:2207:G:H5'	2.21	0.75
1:CA:114:U:H2'	1:CA:115:G:C8	2.21	0.75
2:CB:137:ARG:HH11	2:CB:137:ARG:HA	1.51	0.75
23:D1:73:LEU:HD21	23:D1:94:LEU:HA	1.68	0.75
38:DI:53:ALA:HB1	38:DI:56:LYS:HG3	1.69	0.75
41:DP:62:LEU:N	41:DP:62:LEU:HD22	2.02	0.75
45:DT:30:VAL:HG12	45:DT:44:ASP:OD2	1.85	0.75
49:DX:33:LYS:C	49:DX:35:THR:H	1.89	0.75
1:AA:390:C:O3'	16:AP:28:ARG:NH2	2.20	0.75
1:AA:472:A:H4'	16:AP:82:GLN:HE22	1.50	0.75
1:AA:735:C:O2'	1:AA:736:C:H5'	1.87	0.75
1:AA:1279:A:H5''	1:AA:1280:A:OP1	1.86	0.75
28:B6:15:GLU:CG	28:B6:18:ARG:NE	2.47	0.75
30:B8:32:LEU:HD23	30:B8:35:GLN:H	1.51	0.75
31:BA:1899:G:H21	31:BA:1902:C:H5	1.32	0.75
31:BA:2657:A:H5'	31:BA:2658:C:OP2	1.86	0.75
35:BF:32:LEU:HD11	35:BF:105:VAL:HG13	1.68	0.75
39:BN:17:ASP:OD2	39:BN:19:GLU:HB3	1.87	0.75
1:CA:735:C:H2'	1:CA:736:C:C6	2.20	0.75
16:CP:43:LYS:HA	16:CP:48:TRP:HB3	1.69	0.75

Continued on next page...

Continued from previous page...

Atom-1	Atom-2	Interatomic distance (Å)	Clash overlap (Å)
31:DA:143:G:H1'	49:DX:38:GLU:HG3	1.67	0.75
47:DV:71:LEU:HD13	47:DV:72:VAL:HG23	1.68	0.75
12:AL:60:LEU:HD21	12:AL:66:VAL:HG22	1.69	0.75
13:AM:49:THR:HG22	13:AM:51:ALA:H	1.52	0.75
22:B0:41:ARG:HD2	22:B0:41:ARG:H	1.50	0.75
28:B6:15:GLU:CD	28:B6:18:ARG:NE	2.40	0.75
35:BF:63:LYS:CE	35:BF:67:GLN:HB2	2.16	0.75
41:BP:16:ARG:CD	41:BP:18:ARG:HB2	2.16	0.75
42:BQ:20:ALA:HB2	42:BQ:99:PRO:HD2	1.68	0.75
42:BQ:43:THR:OG1	42:BQ:46:GLN:HG3	1.86	0.75
47:BV:64:HIS:O	47:BV:64:HIS:CG	2.37	0.75
8:CH:10:LEU:HD13	8:CH:83:ILE:HD11	1.68	0.75
31:DA:314:A:O2'	31:DA:315:G:H5'	1.86	0.75
31:DA:806:C:OP2	41:DP:39:LYS:HD2	1.86	0.75
31:DA:1493:C:H2'	31:DA:1493:C:O2	1.86	0.75
32:DB:30:C:OP2	44:DS:32:LEU:HD11	1.87	0.75
37:DH:98:LEU:HD22	37:DH:125:VAL:HG23	1.69	0.75
38:DI:133:HIS:CB	38:DI:134:PRO:HD2	2.17	0.75
49:DX:77:LYS:CG	49:DX:78:LYS:HG3	2.14	0.75
30:B8:59:LYS:HB2	30:B8:59:LYS:HZ1	1.52	0.74
31:BA:1833:U:H2'	31:BA:1834:U:H6	1.52	0.74
1:CA:38:G:C2	1:CA:397:A:C2	2.74	0.74
1:CA:59:A:H5''	1:CA:60:A:C5'	2.13	0.74
1:CA:775:G:C2'	1:CA:776:G:H5'	2.17	0.74
1:CA:1279:A:H5''	1:CA:1280:A:OP1	1.86	0.74
12:CL:25:PRO:O	12:CL:27:LEU:HD22	1.87	0.74
23:D1:12:PRO:HD2	23:D1:62:VAL:HG23	1.68	0.74
31:DA:61:G:H1	31:DA:94:C:H42	1.34	0.74
31:DA:102:G:H8	31:DA:102:G:C5'	1.99	0.74
31:DA:145:G:C2'	31:DA:146:G:H5''	2.17	0.74
31:DA:212:G:O2'	31:DA:213:A:H5'	1.86	0.74
33:DD:127:VAL:HA	33:DD:193:VAL:HG22	1.69	0.74
34:DE:51:PHE:O	34:DE:74:PRO:HB3	1.87	0.74
35:DF:63:LYS:CE	35:DF:67:GLN:HB2	2.16	0.74
1:AA:1096:C:O2'	1:AA:1097:C:H5'	1.88	0.74
31:BA:141:A:C8	31:BA:1408:C:O2'	2.39	0.74
31:BA:2655:G:H2'	31:BA:2655:G:N3	2.02	0.74
31:BA:2789:C:OP1	31:BA:2789:C:H4'	1.87	0.74
37:BH:124:GLU:HB2	37:BH:132:ARG:HG2	1.69	0.74
42:BQ:38:GLU:OE2	42:BQ:127:ILE:HG22	1.87	0.74
1:CA:247:G:OP2	17:CQ:100:LYS:HG2	1.87	0.74

Continued on next page...

Continued from previous page...

Atom-1	Atom-2	Interatomic distance (Å)	Clash overlap (Å)
1:CA:499:A:H4'	1:CA:500:G:OP1	1.87	0.74
1:CA:1079:G:H2'	1:CA:1080:A:C8	2.23	0.74
20:CT:50:GLU:HB3	20:CT:100:ILE:CG1	2.17	0.74
31:DA:1603:A:H8	31:DA:1603:A:H5'	1.51	0.74
31:DA:2756:U:H4'	31:DA:2757:A:OP1	1.87	0.74
39:DN:47:ALA:HB2	39:DN:112:LEU:CD1	2.16	0.74
47:DV:47:VAL:HG13	47:DV:48:GLY:N	2.01	0.74
50:DY:20:TYR:CD2	50:DY:41:GLY:HA2	2.22	0.74
1:AA:627:G:H2'	1:AA:628:G:C8	2.22	0.74
1:AA:878:G:H5'	8:AH:89:PRO:HG2	1.69	0.74
7:AG:15:ASP:HB3	7:AG:19:GLY:H	1.53	0.74
31:BA:1502:C:H2'	31:BA:1502:C:O2	1.86	0.74
31:BA:2393:A:H5'	41:BP:62:LEU:HB3	1.67	0.74
50:BY:38:ILE:HG22	50:BY:39:VAL:N	2.00	0.74
1:CA:159:G:O2'	1:CA:160:A:C8	2.39	0.74
31:DA:370:G:H4'	31:DA:371:A:OP2	1.86	0.74
31:DA:2818:G:O2'	31:DA:2819:G:H5'	1.87	0.74
33:DD:35:LYS:HZ3	33:DD:104:TYR:CB	1.99	0.74
43:DR:10:LEU:HD22	43:DR:17:ARG:HD2	1.69	0.74
47:DV:25:LEU:H	47:DV:94:LEU:CD1	1.99	0.74
6:AF:30:LEU:HB2	6:AF:35:ALA:HB3	1.67	0.74
20:AT:50:GLU:HB3	20:AT:100:ILE:CG1	2.17	0.74
31:BA:2818:G:O2'	31:BA:2819:G:H5'	1.87	0.74
31:BA:2875:C:H4'	45:BT:5:ALA:HB2	1.69	0.74
49:BX:65:ARG:NE	49:BX:65:ARG:HA	2.02	0.74
2:CB:162:ILE:HD11	2:CB:184:VAL:HG22	1.69	0.74
38:DI:6:LEU:O	38:DI:15:VAL:HB	1.87	0.74
43:DR:4:LEU:O	43:DR:4:LEU:CD1	2.35	0.74
46:DU:90:VAL:HG12	46:DU:91:ASP:H	1.52	0.74
1:AA:598:U:H4'	8:AH:94:TYR:CD2	2.22	0.74
37:BH:98:LEU:HD22	37:BH:125:VAL:HG23	1.68	0.74
41:BP:30:THR:HG22	41:BP:31:ALA:N	2.01	0.74
45:BT:13:ARG:HH21	45:BT:15:VAL:HG13	1.51	0.74
45:BT:32:TYR:HB3	45:BT:81:PRO:O	1.86	0.74
47:BV:62:LEU:CD2	47:BV:98:GLU:HB2	2.17	0.74
22:D0:20:ARG:NH1	31:DA:2357:U:OP1	2.21	0.74
31:DA:84:A:H61	31:DA:102:G:H1'	1.50	0.74
31:DA:2475:C:H5'	31:DA:2476:A:OP2	1.87	0.74
49:DX:65:ARG:CZ	49:DX:66:LEU:H	2.00	0.74
31:BA:598:G:H5'	41:BP:15:ARG:HD2	1.69	0.74
33:BD:96:HIS:CE1	33:BD:102:LYS:HE2	2.22	0.74

Continued on next page...

Continued from previous page...

Atom-1	Atom-2	Interatomic distance (Å)	Clash overlap (Å)
37:BH:16:SER:HB3	37:BH:27:LYS:HG3	1.70	0.74
41:BP:101:VAL:HG12	41:BP:106:LEU:HB3	1.69	0.74
46:BU:93:LYS:HD3	46:BU:93:LYS:H	1.53	0.74
1:CA:192:U:H2'	1:CA:193:C:H6	1.52	0.74
10:CJ:63:PHE:HZ	14:CN:45:ARG:HG3	1.52	0.74
34:DE:132:HIS:CD2	34:DE:135:HIS:CE1	2.75	0.74
41:DP:51:PHE:HB3	41:DP:52:GLU:OE2	1.88	0.74
31:BA:142:A:H5'	31:BA:142(A):C:OP2	1.87	0.74
31:BA:811:U:O2	31:BA:1250:G:H3'	1.88	0.74
31:BA:2790:A:H2'	31:BA:2791:C:C5'	2.16	0.74
32:BB:47:C:O2'	44:BS:93:LYS:HG2	1.87	0.74
2:CB:180:LEU:O	2:CB:181:PHE:HB2	1.86	0.74
24:D2:30:ARG:H	24:D2:30:ARG:HD2	1.51	0.74
31:DA:2498:C:O2'	31:DA:2499:C:H5'	1.88	0.74
49:DX:60:ARG:HE	49:DX:74:PRO:CG	2.00	0.74
50:DY:95:LYS:CD	50:DY:100:ALA:HB1	2.14	0.74
1:AA:1285:A:H1'	1:AA:1286:A:OP2	1.88	0.74
28:B6:10:LEU:H	28:B6:10:LEU:CD2	2.00	0.74
30:B8:6:THR:HB	30:B8:63:PRO:HG3	1.69	0.74
35:BF:124:LEU:HD12	35:BF:125:LEU:N	2.02	0.74
10:CJ:49:VAL:HG13	14:CN:41:ARG:HB2	1.70	0.74
28:D6:33:LYS:O	28:D6:34:LEU:HB2	1.87	0.74
30:D8:59:LYS:HB2	30:D8:59:LYS:HZ1	1.50	0.74
31:DA:2683:C:OP1	45:DT:53:ARG:NH2	2.21	0.74
37:DH:70:THR:HG22	37:DH:74:ASN:HD21	1.52	0.74
1:AA:1030(A):G:H1'	1:AA:1031:G:H2	1.52	0.74
30:B8:35:GLN:NE2	30:B8:36:LYS:NZ	2.35	0.74
31:BA:84:A:H61	31:BA:102:G:H1'	1.49	0.74
31:BA:1484:G:H21	31:BA:1505:C:H41	0.81	0.74
31:BA:1528(A):A:C5	31:BA:1529:G:H8	2.06	0.74
32:BB:15:A:H1'	32:BB:110:G:C8	2.23	0.74
34:BE:132:HIS:CG	34:BE:135:HIS:NE2	2.56	0.74
41:BP:91:PHE:HE2	41:BP:95:VAL:HG12	1.53	0.74
1:CA:377:G:OP1	16:CP:3:LYS:HD2	1.88	0.74
1:CA:1412:C:H2'	1:CA:1413:A:C8	2.23	0.74
15:CO:33:THR:HG21	15:CO:85:LEU:HD22	1.70	0.74
23:D1:46:LEU:HD12	23:D1:46:LEU:N	2.03	0.74
31:DA:814:C:H5''	47:DV:86:GLY:HA3	1.68	0.74
31:DA:1396:U:O2	31:DA:1396:U:H2'	1.86	0.74
31:DA:1762:A:H8	31:DA:1762:A:O5'	1.70	0.74
49:DX:55:ASN:HB2	49:DX:78:LYS:HD2	1.68	0.74

Continued on next page...

Continued from previous page...

Atom-1	Atom-2	Interatomic distance (Å)	Clash overlap (Å)
1:AA:341:C:O2'	1:AA:342:C:H5'	1.88	0.74
1:AA:392:G:H2'	1:AA:393:A:H8	1.52	0.74
15:AO:78:TYR:O	15:AO:82:ILE:HG22	1.88	0.74
24:B2:56:GLN:NE2	24:B2:56:GLN:N	2.34	0.74
31:BA:271(L):U:H4'	31:BA:271(M):G:C5	2.23	0.74
33:BD:16:MET:HB3	33:BD:207:GLY:HA3	1.69	0.74
47:BV:69:LYS:HG3	47:BV:70:ILE:N	2.02	0.74
30:D8:6:THR:HB	30:D8:63:PRO:HG3	1.69	0.74
40:DO:98:VAL:HG12	40:DO:117:LEU:HB3	1.69	0.74
41:DP:24:GLY:CA	41:DP:33:ARG:HH21	1.94	0.74
31:BA:827:U:O2'	31:BA:2068:U:C2	2.37	0.73
31:BA:1210:A:H4'	31:BA:1211:U:OP2	1.87	0.73
35:BF:63:LYS:HE2	35:BF:67:GLN:HB2	1.69	0.73
41:BP:62:LEU:H	41:BP:62:LEU:HD13	1.53	0.73
45:BT:29:ARG:HB3	45:BT:85:LYS:HA	1.70	0.73
46:BU:88:ILE:O	46:BU:90:VAL:N	2.16	0.73
29:D7:8:ASN:HD21	29:D7:11:LYS:N	1.81	0.73
30:D8:32:LEU:HD23	30:D8:35:GLN:CA	2.18	0.73
41:DP:17:LYS:HG3	41:DP:19:VAL:HG23	1.70	0.73
1:AA:328:C:O2	1:AA:328:C:H2'	1.87	0.73
1:AA:333:G:H4'	20:AT:16:HIS:CE1	2.24	0.73
2:AB:137:ARG:HA	2:AB:137:ARG:HH11	1.53	0.73
12:AL:47:LYS:HB3	12:AL:48:PRO:CD	2.17	0.73
12:AL:47:LYS:CB	12:AL:48:PRO:HD3	2.18	0.73
13:AM:10:PRO:O	13:AM:45:VAL:HG11	1.88	0.73
16:AP:43:LYS:HA	16:AP:48:TRP:HB3	1.70	0.73
23:B1:26:ARG:CB	23:B1:34:THR:HA	2.17	0.73
31:BA:1956:U:H2'	31:BA:1957:C:H5'	1.70	0.73
35:BF:198:ALA:O	35:BF:201:VAL:HG12	1.89	0.73
45:BT:28:VAL:HG21	45:BT:46:GLU:HG3	1.69	0.73
46:BU:83:LEU:HG	46:BU:88:ILE:HG12	1.69	0.73
28:D6:22:ALA:HB2	28:D6:39:TYR:CE2	2.22	0.73
31:DA:1218:C:H2'	31:DA:1219:G:H5'	1.69	0.73
31:DA:1528(A):A:C5	31:DA:1529:G:H8	2.06	0.73
31:DA:1956:U:H2'	31:DA:1957:C:H5'	1.70	0.73
42:DQ:81:VAL:C	42:DQ:82:ARG:HG2	2.08	0.73
45:DT:65:LYS:HE3	45:DT:66:VAL:H	1.54	0.73
30:B8:32:LEU:O	30:B8:33:ASN:CB	2.36	0.73
31:BA:1448:G:H1'	31:BA:1528:A:H62	1.53	0.73
31:BA:2723:C:H5''	43:BR:2:ARG:CD	2.18	0.73
39:BN:47:ALA:HB2	39:BN:112:LEU:CD1	2.12	0.73

Continued on next page...

Continued from previous page...

Atom-1	Atom-2	Interatomic distance (Å)	Clash overlap (Å)
50:BY:7:VAL:HB	50:BY:8:LYS:NZ	2.02	0.73
31:DA:139(A):G:N2	49:DX:44:GLU:OE1	2.20	0.73
31:DA:310:A:OP1	50:DY:17:SER:O	2.07	0.73
31:DA:1256:G:H5'	31:DA:1257:C:OP2	1.88	0.73
31:DA:2335:A:O2'	31:DA:2336:A:H5''	1.87	0.73
50:DY:8:LYS:HZ1	50:DY:74:PRO:HD3	1.53	0.73
51:DZ:151:HIS:HB3	51:DZ:170:THR:CA	2.08	0.73
1:AA:60:A:P	1:AA:60:A:H8	2.11	0.73
6:AF:26:ILE:HG22	6:AF:30:LEU:HD21	1.69	0.73
30:B8:46:ARG:NH2	41:BP:65:ARG:HH22	1.84	0.73
31:BA:1109:C:H5	31:BA:1110:G:C5	2.06	0.73
31:BA:1179:C:H3'	31:BA:1180:C:H5''	1.68	0.73
31:BA:1747(A):G:H2'	31:BA:1748:G:C5'	2.16	0.73
31:BA:1971:A:H1'	33:BD:240:ALA:O	1.87	0.73
31:BA:2030:A:H4'	31:BA:2031:A:OP1	1.87	0.73
33:BD:255:LYS:H	33:BD:255:LYS:CE	1.98	0.73
42:BQ:104:PHE:HE1	42:BQ:125:LEU:HD11	1.52	0.73
47:BV:52:VAL:O	47:BV:53:GLU:HB3	1.89	0.73
47:BV:66:ARG:HG2	47:BV:94:LEU:HG	1.70	0.73
1:CA:826:C:H2'	1:CA:827:U:H6	1.53	0.73
12:CL:47:LYS:CB	12:CL:48:PRO:HD3	2.18	0.73
16:CP:74:LEU:O	16:CP:79:VAL:HG23	1.88	0.73
23:D1:19:GLN:NE2	31:DA:379:G:H21	1.86	0.73
23:D1:85:LEU:HB3	23:D1:87:PRO:CD	2.18	0.73
39:DN:45:ASN:H	39:DN:45:ASN:ND2	1.86	0.73
43:DR:4:LEU:O	43:DR:6:SER:N	2.21	0.73
45:DT:25:GLY:O	45:DT:26:ASP:HB2	1.89	0.73
27:B5:51:TYR:CD2	27:B5:52:TYR:CZ	2.76	0.73
30:B8:34:TRP:O	30:B8:35:GLN:HB2	1.88	0.73
31:BA:2758:A:H2'	31:BA:2759:G:H5''	1.71	0.73
38:BI:83:ALA:HA	38:BI:89:TYR:CD1	2.24	0.73
50:BY:45:VAL:HG11	50:BY:62:GLU:H	1.53	0.73
1:CA:627:G:H2'	1:CA:628:G:C8	2.23	0.73
7:CG:15:ASP:HB3	7:CG:19:GLY:H	1.52	0.73
22:D0:74:ARG:HH22	32:DB:13:A:H8	1.36	0.73
23:D1:87:PRO:HD2	23:D1:88:LYS:N	2.01	0.73
30:D8:32:LEU:C	30:D8:34:TRP:H	1.88	0.73
30:D8:46:ARG:NH2	41:DP:65:ARG:HH22	1.87	0.73
31:DA:1980:G:O2'	31:DA:1982:C:OP2	2.04	0.73
41:DP:95:VAL:HG22	41:DP:125:VAL:HB	1.71	0.73
42:DQ:42:ILE:HD13	42:DQ:97:VAL:HG21	1.70	0.73

Continued on next page...

Continued from previous page...

Atom-1	Atom-2	Interatomic distance (Å)	Clash overlap (Å)
42:DQ:104:PHE:HE1	42:DQ:125:LEU:HD11	1.54	0.73
50:DY:96:ILE:CD1	50:DY:99:CYS:SG	2.77	0.73
1:AA:159:G:O2'	1:AA:160:A:C8	2.41	0.73
1:AA:1442(A):G:H8	45:BT:118:ARG:HH11	1.36	0.73
31:BA:1188:U:H2'	31:BA:1189:A:H5'	1.69	0.73
31:BA:2292:C:O2'	31:BA:2293:C:H5'	1.89	0.73
31:BA:2598:A:P	33:BD:236:GLY:HA3	2.28	0.73
35:BF:203:GLN:HA	35:BF:206:ILE:O	1.88	0.73
49:BX:33:LYS:C	49:BX:35:THR:N	2.42	0.73
1:CA:224:C:H2'	1:CA:225:C:C6	2.24	0.73
1:CA:1228:C:H2'	1:CA:1229:A:H8	1.53	0.73
17:CQ:18:THR:HG23	17:CQ:69:LYS:HE3	1.67	0.73
31:DA:954:G:H5''	42:DQ:13:GLN:HG2	1.69	0.73
37:DH:16:SER:HB3	37:DH:27:LYS:HG3	1.69	0.73
42:DQ:27:VAL:HG13	42:DQ:105:GLU:OE1	1.89	0.73
31:BA:322:A:H5'	31:BA:340:A:H1'	1.70	0.73
37:BH:99:VAL:HG12	37:BH:99:VAL:O	1.87	0.73
1:CA:922:G:H4'	5:CE:20:GLN:HA	1.69	0.73
6:CF:67:MET:HB2	6:CF:68:PRO:HD2	1.70	0.73
23:D1:26:ARG:CB	23:D1:34:THR:HA	2.17	0.73
31:DA:811:U:O2	31:DA:1250:G:H3'	1.88	0.73
31:DA:2292:C:O2'	31:DA:2293:C:H5'	1.89	0.73
38:DI:91:SER:HB3	38:DI:121:LYS:HB2	1.69	0.73
38:DI:101:LEU:O	38:DI:101:LEU:HD12	1.89	0.73
44:DS:83:LYS:HE3	44:DS:105:ALA:HB2	1.69	0.73
50:DY:95:LYS:HD3	50:DY:100:ALA:CB	2.15	0.73
1:AA:224:C:H2'	1:AA:225:C:C6	2.24	0.73
5:AE:26:PHE:O	5:AE:27:ARG:HB2	1.86	0.73
38:BI:133:HIS:CB	38:BI:134:PRO:HD2	2.18	0.73
1:CA:819:A:H4'	1:CA:820:U:OP2	1.88	0.73
1:CA:1096:C:O2'	1:CA:1097:C:H5'	1.88	0.73
3:CC:182:ILE:HG12	3:CC:203:PHE:HD1	1.52	0.73
18:CR:53:ARG:HH21	18:CR:60:ALA:N	1.87	0.73
27:D5:4:HIS:HB3	27:D5:5:PRO:CD	2.18	0.73
29:D7:16:HIS:HB2	29:D7:44:PRO:HG2	1.71	0.73
31:DA:83:G:H1	31:DA:102:G:H2'	1.51	0.73
31:DA:184:C:H2'	31:DA:185:U:H6	1.52	0.73
31:DA:1899:G:N2	31:DA:1902:C:C5	2.57	0.73
31:DA:2789:C:H4'	31:DA:2789:C:OP1	1.86	0.73
33:DD:75:ILE:HG21	33:DD:99:ASP:HB2	1.71	0.73
35:DF:46:ARG:HH11	35:DF:46:ARG:CG	2.02	0.73

Continued on next page...

Continued from previous page...

Atom-1	Atom-2	Interatomic distance (Å)	Clash overlap (Å)
42:DQ:83:MET:HG2	42:DQ:83:MET:O	1.89	0.73
1:AA:243:A:H4'	1:AA:244:U:O5'	1.88	0.73
1:AA:327:A:H3'	1:AA:328:C:H5''	1.69	0.73
1:AA:1079:G:H2'	1:AA:1080:A:C8	2.23	0.73
18:AR:53:ARG:HH21	18:AR:60:ALA:N	1.86	0.73
25:B3:52:HIS:CD2	32:BB:83:G:H5''	2.24	0.73
30:B8:59:LYS:CD	41:BP:50:ARG:HB3	2.19	0.73
31:BA:481:G:O2'	31:BA:482:A:OP2	2.06	0.73
31:BA:1495:A:H2'	31:BA:1496:A:N3	2.03	0.73
31:BA:2565:A:H5''	31:BA:2566:A:OP2	1.87	0.73
39:BN:40:PRO:CA	46:BU:64:ARG:HH22	1.96	0.73
45:BT:28:VAL:CG2	45:BT:46:GLU:HG3	2.19	0.73
47:BV:51:VAL:HG12	47:BV:52:VAL:H	1.52	0.73
47:BV:70:ILE:HG13	47:BV:90:PRO:HB3	1.70	0.73
50:BY:45:VAL:CG1	50:BY:62:GLU:H	2.01	0.73
1:CA:148:G:O2'	1:CA:149:A:H5'	1.88	0.73
1:CA:243:A:H4'	1:CA:244:U:O5'	1.88	0.73
1:CA:600:C:H2'	1:CA:601:C:C6	2.24	0.73
1:CA:1226:C:H42	13:CM:104:ARG:HD2	1.54	0.73
18:CR:31:LEU:HD23	18:CR:31:LEU:H	1.52	0.73
31:DA:288:C:H42	31:DA:353:G:H1	1.36	0.73
31:DA:1188:U:H2'	31:DA:1189:A:H5'	1.71	0.73
31:DA:1946:U:H2'	31:DA:1947:C:H6	1.53	0.73
34:DE:24:THR:HG23	34:DE:184:VAL:HG23	1.70	0.73
47:DV:62:LEU:HA	47:DV:98:GLU:HA	1.69	0.73
1:AA:735:C:H2'	1:AA:736:C:C6	2.23	0.73
3:AC:50:ALA:HB1	3:AC:70:VAL:HG11	1.71	0.73
8:AH:20:TYR:HA	8:AH:65:TYR:CE2	2.23	0.73
16:AP:22:THR:HA	16:AP:33:ILE:HG12	1.71	0.73
16:AP:28:ARG:HG2	16:AP:28:ARG:NH1	1.90	0.73
24:B2:45:SER:O	24:B2:48:HIS:N	2.20	0.73
45:BT:25:GLY:O	45:BT:26:ASP:HB2	1.86	0.73
49:BX:60:ARG:HE	49:BX:74:PRO:CG	2.01	0.73
1:CA:333:G:H4'	20:CT:16:HIS:CE1	2.24	0.73
2:CB:11:LEU:HB3	2:CB:213:LEU:HD11	1.71	0.73
11:CK:111:ASP:HA	18:CR:84:LYS:HE2	1.71	0.73
16:CP:22:THR:HA	16:CP:33:ILE:HG12	1.70	0.73
27:D5:40:LYS:HE2	27:D5:46:CYS:HB3	1.71	0.73
22:B0:72:ARG:HB2	22:B0:75:LEU:HB2	1.70	0.72
23:B1:67:ILE:N	23:B1:68:PRO:HD2	2.02	0.72
24:B2:37:PHE:HE2	24:B2:40:SER:HA	1.54	0.72

Continued on next page...

Continued from previous page...

Atom-1	Atom-2	Interatomic distance (Å)	Clash overlap (Å)
31:BA:142:A:H8	31:BA:1595:G:H21	1.37	0.72
31:BA:1657:C:O2'	31:BA:1658:C:H5'	1.89	0.72
31:BA:2029:G:H2'	31:BA:2031:A:OP2	1.89	0.72
32:BB:29:A:P	44:BS:32:LEU:HD12	2.29	0.72
49:BX:33:LYS:O	49:BX:35:THR:N	2.22	0.72
23:D1:37:ILE:HG21	31:DA:2080:G:OP1	1.88	0.72
23:D1:67:ILE:N	23:D1:68:PRO:HD2	2.04	0.72
23:D1:85:LEU:CB	23:D1:87:PRO:HD3	2.19	0.72
24:D2:37:PHE:HE2	24:D2:40:SER:HA	1.53	0.72
31:DA:1495:A:H2'	31:DA:1496:A:N3	2.04	0.72
33:DD:35:LYS:HZ3	33:DD:104:TYR:HD1	1.36	0.72
37:DH:124:GLU:HB2	37:DH:132:ARG:HG2	1.68	0.72
47:DV:18:LEU:HD22	47:DV:19:LYS:CA	2.19	0.72
1:AA:1456:G:H2'	1:AA:1457:G:O4'	1.88	0.72
31:BA:7:G:H2'	31:BA:8:A:O4'	1.89	0.72
31:BA:542:C:N3	31:BA:543:C:N4	2.36	0.72
31:BA:2653:U:H3'	31:BA:2654:A:H5''	1.69	0.72
36:BG:67:LYS:HD2	36:BG:67:LYS:H	1.54	0.72
42:BQ:75:THR:HA	42:BQ:88:GLY:HA2	1.70	0.72
16:CP:4:ILE:HG13	16:CP:21:VAL:CG1	2.19	0.72
31:DA:833:U:H2'	31:DA:834:C:C6	2.23	0.72
31:DA:1336:A:H2'	31:DA:1337:G:C8	2.24	0.72
31:DA:1434:A:H61	31:DA:1558:A:N6	1.86	0.72
31:DA:2657:A:H5'	31:DA:2658:C:OP2	1.89	0.72
33:DD:30:GLU:HG3	33:DD:63:ARG:CZ	2.19	0.72
45:DT:56:GLY:O	45:DT:59:THR:CG2	2.37	0.72
1:AA:600:C:H2'	1:AA:601:C:C6	2.25	0.72
32:BB:82:G:C2'	32:BB:83:G:H5'	2.19	0.72
37:BH:144:VAL:O	37:BH:148:ILE:HG12	1.88	0.72
12:CL:47:LYS:HB3	12:CL:48:PRO:CD	2.17	0.72
13:CM:10:PRO:O	13:CM:45:VAL:HG11	1.89	0.72
23:D1:49:VAL:HG11	31:DA:2091:U:O2'	1.88	0.72
31:DA:2777:G:H5''	31:DA:2778:A:H5'	1.71	0.72
31:DA:2787:C:C1'	34:DE:61:ARG:HB2	2.19	0.72
33:DD:58:HIS:CD2	33:DD:59:LYS:N	2.57	0.72
34:DE:111:ARG:NH1	43:DR:2:ARG:HH21	1.87	0.72
45:DT:109:GLU:HA	45:DT:112:ARG:HG3	1.71	0.72
50:DY:8:LYS:HE2	50:DY:72:VAL:HG23	1.68	0.72
1:AA:192:U:H2'	1:AA:193:C:C6	2.24	0.72
1:AA:1441:G:H5''	1:AA:1442:G:O5'	1.90	0.72
3:AC:182:ILE:HG12	3:AC:203:PHE:HD1	1.54	0.72

Continued on next page...

Continued from previous page...

Atom-1	Atom-2	Interatomic distance (Å)	Clash overlap (Å)
10:AJ:26:ALA:HB1	10:AJ:29:ARG:HH21	1.53	0.72
31:BA:1777:U:O2'	31:BA:1778:U:H5'	1.89	0.72
34:BE:61:ARG:H	34:BE:62:PRO:CD	2.02	0.72
35:BF:20:LEU:HD13	35:BF:203:GLN:OE1	1.90	0.72
35:BF:132:VAL:HG22	35:BF:133:ASN:H	1.54	0.72
45:BT:91:ARG:CB	45:BT:116:ALA:HA	2.20	0.72
51:BZ:27:VAL:HG23	51:BZ:36:LYS:HA	1.70	0.72
4:CD:57:ARG:NH2	5:CE:107:ARG:HD3	2.04	0.72
6:CF:89:MET:HG2	6:CF:91:VAL:HG23	1.71	0.72
31:DA:196:A:O4'	41:DP:46:LYS:HE2	1.89	0.72
31:DA:1406:U:H2'	31:DA:1407:C:H6	1.54	0.72
35:DF:8:GLN:HB3	35:DF:126:VAL:HA	1.71	0.72
39:DN:78:TYR:H	39:DN:79:PRO:HD3	1.55	0.72
39:DN:82:LEU:H	39:DN:82:LEU:HD12	1.55	0.72
30:B8:58:ILE:O	30:B8:61:LEU:HG	1.90	0.72
31:BA:1876:A:H2'	31:BA:1877:A:C8	2.24	0.72
31:BA:1899:G:H22	31:BA:1902:C:H41	0.78	0.72
31:BA:2523:G:H2'	31:BA:2524:G:C5'	2.19	0.72
33:BD:25:THR:HG21	33:BD:81:ALA:CB	2.19	0.72
41:BP:10:PRO:CD	41:BP:11:GLY:N	2.51	0.72
44:BS:24:LEU:HB3	44:BS:85:VAL:CG1	2.20	0.72
50:BY:95:LYS:HD3	50:BY:100:ALA:CB	2.08	0.72
1:CA:673:G:H2'	1:CA:674:G:H8	1.55	0.72
24:D2:45:SER:O	24:D2:48:HIS:N	2.21	0.72
28:D6:20:ASN:CG	28:D6:21:TYR:H	1.92	0.72
31:DA:672:C:H2'	31:DA:673:C:H6	1.54	0.72
45:DT:28:VAL:CG2	45:DT:46:GLU:HG3	2.20	0.72
45:DT:82:LEU:HD12	45:DT:82:LEU:N	2.04	0.72
45:DT:109:GLU:HB3	45:DT:113:LYS:HE3	1.71	0.72
1:AA:1442(A):G:C8	45:BT:118:ARG:HD2	2.25	0.72
17:AQ:74:LEU:HD12	17:AQ:75:ARG:HG2	1.71	0.72
31:BA:212:G:O2'	31:BA:213:A:H5'	1.88	0.72
31:BA:1019:U:HO2'	31:BA:1021:A:H2	1.36	0.72
31:BA:2475:C:H5'	31:BA:2476:A:OP2	1.88	0.72
39:BN:65:LYS:O	39:BN:69:GLN:HB2	1.89	0.72
3:CC:70:VAL:HG12	3:CC:72:LYS:H	1.54	0.72
4:CD:23:GLY:HA3	4:CD:112:VAL:HG22	1.71	0.72
31:DA:1777:U:O2'	31:DA:1778:U:H5'	1.89	0.72
34:DE:136:ARG:HH11	34:DE:136:ARG:HG2	1.51	0.72
40:DO:32:TYR:N	40:DO:32:TYR:HD1	1.88	0.72
44:DS:17:ARG:O	44:DS:18:ILE:HB	1.88	0.72

Continued on next page...

Continued from previous page...

Atom-1	Atom-2	Interatomic distance (Å)	Clash overlap (Å)
1:AA:1203:C:OP1	14:AN:3:ARG:HD3	1.89	0.72
2:AB:162:ILE:HD11	2:AB:184:VAL:HG22	1.69	0.72
28:B6:18:ARG:HG3	28:B6:19:ARG:H	1.54	0.72
31:BA:1713:U:O2'	31:BA:1714:G:H5'	1.89	0.72
33:BD:183:ARG:HG2	33:BD:183:ARG:NH1	1.97	0.72
40:BO:35:VAL:HA	40:BO:62:VAL:HG12	1.70	0.72
45:BT:35:LYS:O	45:BT:37:GLY:N	2.23	0.72
45:BT:65:LYS:HE3	45:BT:66:VAL:H	1.52	0.72
45:BT:106:SER:O	45:BT:107:ASP:CG	2.27	0.72
50:BY:20:TYR:CD2	50:BY:41:GLY:HA2	2.24	0.72
1:CA:522:C:H41	12:CL:53:ARG:NH2	1.87	0.72
7:CG:113:GLU:HB2	7:CG:119:ARG:CG	2.18	0.72
27:D5:40:LYS:CE	27:D5:46:CYS:HB3	2.20	0.72
31:DA:7:G:H2'	31:DA:8:A:O4'	1.89	0.72
31:DA:2029:G:H2'	31:DA:2031:A:OP2	1.90	0.72
31:DA:2287:A:N6	31:DA:2344:U:H3	1.87	0.72
33:DD:16:MET:HB3	33:DD:207:GLY:HA3	1.72	0.72
3:AC:70:VAL:HG12	3:AC:72:LYS:H	1.52	0.72
10:AJ:6:ILE:HG13	10:AJ:72:VAL:O	1.90	0.72
24:B2:23:LYS:HB2	49:BX:5:TYR:CE1	2.19	0.72
37:BH:85:LYS:HD3	37:BH:133:VAL:HB	1.72	0.72
41:BP:64:LYS:O	41:BP:66:GLY:N	2.22	0.72
1:CA:390:C:O3'	16:CP:28:ARG:NH2	2.23	0.72
8:CH:20:TYR:HA	8:CH:65:TYR:CE2	2.25	0.72
22:D0:72:ARG:HB2	22:D0:75:LEU:HB2	1.69	0.72
30:D8:34:TRP:O	30:D8:35:GLN:HB2	1.90	0.72
31:DA:329:G:H22	50:DY:19:LYS:NZ	1.88	0.72
31:DA:910:A:H62	42:DQ:12:GLN:HA	1.52	0.72
31:DA:2287:A:H62	31:DA:2344:U:H3	1.38	0.72
38:DI:61:ARG:O	38:DI:133:HIS:CE1	2.43	0.72
38:DI:83:ALA:HA	38:DI:89:TYR:CD1	2.24	0.72
38:DI:133:HIS:ND1	38:DI:134:PRO:HD2	2.05	0.72
42:DQ:75:THR:HA	42:DQ:88:GLY:HA2	1.71	0.72
45:DT:27:THR:O	45:DT:28:VAL:HG23	1.90	0.72
11:AK:24:SER:HB3	11:AK:27:ASN:O	1.90	0.72
11:AK:34:ASP:HB3	11:AK:40:ILE:HD11	1.72	0.72
25:B3:52:HIS:HD2	32:BB:83:G:H4'	1.53	0.72
31:BA:2359:C:H2'	31:BA:2360:A:H5'	1.71	0.72
32:BB:30:C:OP2	44:BS:32:LEU:HD11	1.90	0.72
34:BE:132:HIS:CD2	34:BE:135:HIS:CE1	2.77	0.72
37:BH:89:ILE:O	37:BH:90:LYS:HG2	1.89	0.72

Continued on next page...

Continued from previous page...

Atom-1	Atom-2	Interatomic distance (Å)	Clash overlap (Å)
40:BO:32:TYR:N	40:BO:32:TYR:HD1	1.88	0.72
41:BP:48:PRO:O	41:BP:50:ARG:N	2.23	0.72
42:BQ:82:ARG:O	42:BQ:83:MET:HB3	1.88	0.72
45:BT:109:GLU:HB3	45:BT:113:LYS:HE3	1.72	0.72
50:BY:44:ILE:H	50:BY:44:ILE:HD12	1.54	0.72
50:BY:45:VAL:CG1	50:BY:62:GLU:HB2	2.17	0.72
5:CE:100:VAL:HG13	5:CE:118:ILE:HG22	1.72	0.72
31:DA:1528(A):A:N7	31:DA:1529:G:C8	2.57	0.72
31:DA:2012:G:H4'	48:DW:96:ILE:CD1	2.16	0.72
34:DE:93:VAL:N	34:DE:95:ILE:HD13	2.04	0.72
45:DT:50:ILE:HD11	45:DT:102:ILE:CD1	2.17	0.72
46:DU:25:TRP:CD1	46:DU:26:GLY:N	2.58	0.72
1:AA:1063:C:H3'	1:AA:1064:G:H2'	1.70	0.72
4:AD:23:GLY:HA3	4:AD:112:VAL:HG22	1.70	0.72
31:BA:370:G:H4'	31:BA:371:A:OP2	1.87	0.72
31:BA:833:U:H2'	31:BA:834:C:C6	2.25	0.72
35:BF:89:VAL:HG12	35:BF:90:PHE:H	1.54	0.72
45:BT:56:GLY:O	45:BT:59:THR:CG2	2.38	0.72
1:CA:976:G:H5'	1:CA:1358:U:O2'	1.90	0.72
1:CA:1228:C:H2'	1:CA:1229:A:C8	2.25	0.72
10:CJ:34:VAL:CG2	10:CJ:74:ILE:HG22	2.18	0.72
12:CL:124:LYS:HD2	12:CL:125:PRO:HD2	1.71	0.72
31:DA:2661:G:N7	31:DA:2662:A:C2	2.57	0.72
35:DF:65:TRP:O	35:DF:67:GLN:N	2.23	0.72
37:DH:40:GLU:O	37:DH:41:MET:HB2	1.90	0.72
39:DN:55:VAL:HG12	39:DN:125:GLY:HA3	1.72	0.72
47:DV:83:ARG:HH11	47:DV:83:ARG:HG3	1.53	0.72
1:AA:639:G:O2'	1:AA:640:A:H5'	1.90	0.71
27:B5:6:VAL:HG13	27:B5:7:PRO:HD2	1.72	0.71
31:BA:314:A:O2'	31:BA:315:G:H5'	1.90	0.71
31:BA:1278:A:O2'	31:BA:1279:G:H5'	1.90	0.71
31:BA:1434:A:O2'	31:BA:1435:G:H5'	1.90	0.71
31:BA:1658:C:OP1	34:BE:132:HIS:ND1	2.23	0.71
41:BP:47:ASP:HB3	41:BP:48:PRO:O	1.90	0.71
45:BT:88:ILE:HG22	45:BT:89:VAL:HG23	1.72	0.71
46:BU:104:GLN:HB2	47:BV:43:GLU:OE1	1.90	0.71
46:BU:112:ARG:HH11	46:BU:112:ARG:HG2	1.54	0.71
1:CA:1063:C:H3'	1:CA:1064:G:H2'	1.70	0.71
15:CO:87:ILE:HG22	15:CO:88:ARG:N	2.04	0.71
30:D8:35:GLN:HA	31:DA:2420:C:P	2.30	0.71
31:DA:322:A:H5'	31:DA:340:A:H1'	1.72	0.71

Continued on next page...

Continued from previous page...

Atom-1	Atom-2	Interatomic distance (Å)	Clash overlap (Å)
31:DA:1747(A):G:H2'	31:DA:1748:G:C5'	2.18	0.71
31:DA:2203:U:H1'	33:DD:151:LYS:HE2	1.72	0.71
31:DA:2488:A:H2'	31:DA:2489:G:O4'	1.89	0.71
31:DA:2685:G:H2'	31:DA:2686:G:H5''	1.72	0.71
33:DD:223:GLY:HA3	33:DD:231:HIS:CE1	2.25	0.71
42:DQ:8:LYS:HD2	42:DQ:9:TYR:H	1.55	0.71
47:DV:71:LEU:HD13	47:DV:72:VAL:H	1.54	0.71
1:AA:819:A:H4'	1:AA:820:U:OP2	1.89	0.71
12:AL:41:ARG:CG	12:AL:42:THR:H	2.03	0.71
17:AQ:18:THR:HG23	17:AQ:69:LYS:HE3	1.70	0.71
31:BA:2307:G:H21	31:BA:2308:G:C5'	2.02	0.71
31:BA:2506:U:H5'	31:BA:2506:U:C6	2.24	0.71
37:BH:155:SER:O	37:BH:157:TYR:N	2.23	0.71
39:BN:18:ALA:HB1	39:BN:21:LYS:CG	2.20	0.71
1:CA:1203:C:OP1	14:CN:3:ARG:HD3	1.90	0.71
31:DA:779:U:OP1	33:DD:49:ILE:HG22	1.90	0.71
31:DA:1210:A:H5'	31:DA:1212:G:H5'	1.73	0.71
31:DA:2845:G:O2'	31:DA:2846:G:H5'	1.89	0.71
32:DB:75:G:H5'	32:DB:75:G:H8	1.56	0.71
35:DF:164:ARG:HH11	35:DF:164:ARG:HG2	1.54	0.71
41:DP:64:LYS:O	41:DP:66:GLY:N	2.23	0.71
23:B1:85:LEU:CB	23:B1:87:PRO:HD3	2.20	0.71
24:B2:25:VAL:HG13	24:B2:26:ARG:CD	2.20	0.71
24:B2:31:GLU:HG2	24:B2:37:PHE:HD1	1.55	0.71
28:B6:20:ASN:O	28:B6:21:TYR:CG	2.42	0.71
33:BD:58:HIS:CD2	33:BD:59:LYS:N	2.59	0.71
42:BQ:141:GLN:NE2	51:BZ:72:ARG:HG2	2.05	0.71
44:BS:61:ASN:HD22	44:BS:62:LYS:N	1.81	0.71
10:CJ:6:ILE:HG13	10:CJ:72:VAL:O	1.90	0.71
22:D0:8:GLY:HA3	31:DA:2255:G:H21	1.54	0.71
24:D2:15:LYS:O	24:D2:16:LEU:CB	2.39	0.71
31:DA:271(L):U:H4'	31:DA:271(M):G:C5	2.25	0.71
31:DA:614(C):A:H4'	31:DA:615:G:OP1	1.90	0.71
31:DA:1484:G:H21	31:DA:1505:C:H41	0.80	0.71
41:DP:120:ALA:HB1	41:DP:138:LEU:HB3	1.72	0.71
1:AA:826:C:H2'	1:AA:827:U:H6	1.53	0.71
1:AA:976:G:H5'	1:AA:1358:U:O2'	1.89	0.71
1:AA:1256:A:N6	1:AA:1278:U:H1'	2.03	0.71
1:AA:1412:C:H2'	1:AA:1413:A:C8	2.25	0.71
4:AD:108:LEU:HD11	4:AD:174:LEU:HD22	1.72	0.71
5:AE:10:MET:CB	5:AE:32:VAL:HG22	2.20	0.71

Continued on next page...

Continued from previous page...

Atom-1	Atom-2	Interatomic distance (Å)	Clash overlap (Å)
13:AM:25:ILE:HD11	13:AM:66:LEU:HD23	1.70	0.71
31:BA:1181:C:O2'	31:BA:1182:A:H5'	1.90	0.71
31:BA:2787:C:H1'	34:BE:61:ARG:HD3	1.71	0.71
33:BD:175:LEU:HD12	33:BD:185:VAL:CG2	2.20	0.71
38:BI:133:HIS:ND1	38:BI:134:PRO:HD2	2.04	0.71
39:BN:126:PRO:O	39:BN:127:ASP:HB2	1.90	0.71
41:BP:30:THR:HG22	41:BP:31:ALA:H	1.54	0.71
42:BQ:89:ASN:O	42:BQ:91:GLU:N	2.23	0.71
1:CA:1446:U:O2'	1:CA:1447:A:C8	2.43	0.71
28:D6:14:THR:O	28:D6:49:HIS:HA	1.89	0.71
30:D8:59:LYS:HD3	41:DP:50:ARG:HB3	1.72	0.71
31:DA:142:A:H8	31:DA:1595:G:H21	1.36	0.71
31:DA:669:G:H4'	31:DA:670:A:OP2	1.88	0.71
31:DA:684:G:C2	31:DA:774:A:C2	2.78	0.71
31:DA:1448:G:H1'	31:DA:1528:A:H62	1.52	0.71
38:DI:51:ILE:O	38:DI:53:ALA:N	2.23	0.71
45:DT:28:VAL:HG21	45:DT:46:GLU:HG3	1.71	0.71
12:AL:25:PRO:O	12:AL:27:LEU:HD22	1.90	0.71
31:BA:1681:G:H8	31:BA:1681:G:OP2	1.73	0.71
35:BF:164:ARG:HH11	35:BF:164:ARG:HG2	1.54	0.71
1:CA:163:C:H2'	1:CA:164:U:C6	2.26	0.71
10:CJ:75:ILE:HG13	10:CJ:76:ASN:N	2.06	0.71
28:D6:15:GLU:CD	28:D6:18:ARG:NE	2.43	0.71
30:D8:30:ARG:O	30:D8:31:HIS:C	2.28	0.71
31:DA:631:A:O2'	41:DP:67:MET:HB3	1.91	0.71
31:DA:1410:G:H2'	31:DA:1411:C:H6	1.55	0.71
31:DA:2506:U:H5'	31:DA:2506:U:C6	2.25	0.71
31:DA:2758:A:H2'	31:DA:2759:G:H5''	1.71	0.71
33:DD:96:HIS:CE1	33:DD:102:LYS:HE2	2.25	0.71
41:DP:97:PRO:O	41:DP:98:GLU:HB3	1.89	0.71
1:AA:377:G:O2'	1:AA:378:G:H5'	1.89	0.71
1:AA:542:G:H2'	1:AA:543:C:H6	1.56	0.71
1:AA:775:G:C2'	1:AA:776:G:H5'	2.20	0.71
9:AI:114:TYR:HD2	9:AI:114:TYR:H	1.39	0.71
23:B1:8:SER:N	23:B1:46:LEU:HD11	2.05	0.71
24:B2:32:LEU:HD21	31:BA:61:G:HO2'	1.55	0.71
33:BD:27:THR:HG23	33:BD:28:GLU:N	2.05	0.71
33:BD:35:LYS:HZ3	33:BD:104:TYR:HD1	1.39	0.71
44:BS:28:VAL:HG12	44:BS:29:PHE:N	2.05	0.71
47:BV:69:LYS:HB2	47:BV:93:GLU:CD	2.11	0.71
47:BV:70:ILE:HG13	47:BV:90:PRO:HB2	1.71	0.71

Continued on next page...

Continued from previous page...

Atom-1	Atom-2	Interatomic distance (Å)	Clash overlap (Å)
51:BZ:73:GLN:HG2	51:BZ:87:ASP:OD1	1.90	0.71
51:BZ:165:VAL:HG12	51:BZ:166:SER:N	2.05	0.71
1:CA:1072:G:H2'	1:CA:1073:U:C6	2.25	0.71
31:DA:1019:U:HO2'	31:DA:1021:A:H2	1.36	0.71
31:DA:1109:C:H5	31:DA:1110:G:C5	2.07	0.71
31:DA:1317:A:H2'	31:DA:1318:C:H6	1.56	0.71
31:DA:1504:C:O2'	31:DA:1505:C:C5'	2.38	0.71
31:DA:2580:U:H5''	34:DE:131:ALA:H	1.55	0.71
42:DQ:89:ASN:O	42:DQ:91:GLU:N	2.24	0.71
42:DQ:140:ALA:HA	51:DZ:99:TYR:CD2	2.26	0.71
47:DV:19:LYS:HB3	47:DV:96:ILE:O	1.91	0.71
1:AA:503:C:OP2	12:AL:116:SER:HB3	1.90	0.71
1:AA:659:U:C2'	1:AA:660:G:H5'	2.21	0.71
1:AA:1057:G:H5''	3:AC:154:SER:HB2	1.71	0.71
16:AP:4:ILE:HG13	16:AP:21:VAL:CG1	2.18	0.71
25:B3:52:HIS:CD2	32:BB:83:G:H4'	2.25	0.71
31:BA:1614:A:N6	48:BW:88:ARG:H	1.88	0.71
39:BN:19:GLU:HG3	39:BN:20:GLY:H	1.55	0.71
39:BN:78:TYR:H	39:BN:79:PRO:HD3	1.56	0.71
42:BQ:6:ARG:O	42:BQ:7:MET:HG2	1.90	0.71
42:BQ:140:ALA:HA	51:BZ:99:TYR:CD2	2.25	0.71
1:CA:1172:C:H2'	1:CA:1173:G:C8	2.26	0.71
13:CM:25:ILE:HD11	13:CM:66:LEU:HD23	1.71	0.71
31:DA:626:U:N3	41:DP:105:LEU:HG	2.06	0.71
31:DA:1614:A:N6	48:DW:88:ARG:H	1.87	0.71
47:DV:70:ILE:HG13	47:DV:90:PRO:HB2	1.71	0.71
51:DZ:27:VAL:HG23	51:DZ:36:LYS:HA	1.71	0.71
1:AA:658:G:H2'	1:AA:659:U:H6	1.55	0.71
22:B0:8:GLY:HA3	31:BA:2255:G:H21	1.55	0.71
28:B6:15:GLU:HG2	28:B6:18:ARG:NE	2.06	0.71
31:BA:953:A:C2'	31:BA:954:G:H5'	2.20	0.71
31:BA:1528(A):A:N7	31:BA:1529:G:C8	2.58	0.71
31:BA:2359:C:C2'	31:BA:2360:A:H5'	2.20	0.71
46:BU:74:LEU:HD12	46:BU:74:LEU:N	2.06	0.71
1:CA:428:G:H4'	1:CA:429:U:O5'	1.90	0.71
3:CC:50:ALA:HB1	3:CC:70:VAL:HG11	1.73	0.71
6:CF:46:ARG:HH12	18:CR:37:VAL:HG21	1.54	0.71
30:D8:52:LYS:N	30:D8:53:PRO:CD	2.52	0.71
31:DA:329:G:H4'	31:DA:330:A:OP2	1.91	0.71
31:DA:848:G:H2'	31:DA:849:A:C8	2.25	0.71
33:DD:87:ASN:N	33:DD:87:ASN:ND2	2.34	0.71

Continued on next page...

Continued from previous page...

Atom-1	Atom-2	Interatomic distance (Å)	Clash overlap (Å)
47:DV:90:PRO:HG2	47:DV:91:TYR:H	1.55	0.71
1:AA:491:G:H2'	1:AA:492:G:C8	2.25	0.71
1:AA:1446:U:O2'	1:AA:1447:A:C8	2.44	0.71
23:B1:85:LEU:HB3	23:B1:87:PRO:CD	2.20	0.71
31:BA:184:C:H2'	31:BA:185:U:C6	2.26	0.71
31:BA:1173:G:H3'	31:BA:1174:A:H5'	1.73	0.71
31:BA:1493:C:H5	31:BA:2206:G:O2'	1.74	0.71
34:BE:14:ILE:HG12	34:BE:21:VAL:CG2	2.21	0.71
35:BF:65:TRP:O	35:BF:67:GLN:N	2.24	0.71
36:BG:33:ARG:H	36:BG:162:THR:HB	1.56	0.71
38:BI:1:MET:HG3	38:BI:23:PRO:HA	1.73	0.71
39:BN:55:VAL:HG12	39:BN:125:GLY:HA3	1.73	0.71
47:BV:2:PHE:CE1	47:BV:13:ARG:CZ	2.71	0.71
1:CA:1057:G:H5''	3:CC:154:SER:HB2	1.71	0.71
17:CQ:74:LEU:HD12	17:CQ:75:ARG:HG2	1.72	0.71
31:DA:484:C:H2'	31:DA:485:C:C6	2.26	0.71
31:DA:827:U:O2'	31:DA:2068:U:C2	2.40	0.71
31:DA:1779:U:C5	31:DA:1784:A:N7	2.58	0.71
1:AA:741:G:H2'	1:AA:742:G:O4'	1.91	0.71
1:AA:1226:C:H42	13:AM:104:ARG:HD2	1.56	0.71
10:AJ:34:VAL:CG2	10:AJ:74:ILE:HG22	2.18	0.71
31:BA:1042:G:H5''	31:BA:1043:C:OP2	1.91	0.71
31:BA:1887:C:C2'	31:BA:1888:G:H5'	2.21	0.71
34:BE:152:LYS:HG2	39:BN:78:TYR:CD2	2.26	0.71
47:BV:18:LEU:HD22	47:BV:19:LYS:CA	2.19	0.71
1:CA:1441:G:H5''	1:CA:1442:G:O5'	1.90	0.71
1:CA:1456:G:H2'	1:CA:1457:G:O4'	1.91	0.71
27:D5:46:CYS:SG	27:D5:47:PRO:CD	2.78	0.71
28:D6:18:ARG:HG3	28:D6:19:ARG:H	1.55	0.71
31:DA:511:U:H5''	31:DA:512:G:OP2	1.90	0.71
31:DA:1359:A:H2'	31:DA:1360:A:H5'	1.73	0.71
31:DA:1504:C:O2'	31:DA:1505:C:H5'	1.91	0.71
31:DA:2475:C:H6	31:DA:2475:C:H5''	1.56	0.71
33:DD:228:PRO:HD3	33:DD:235:GLY:HA3	1.71	0.71
34:DE:61:ARG:H	34:DE:62:PRO:CD	2.02	0.71
41:DP:57:THR:HB	41:DP:59:LEU:N	2.06	0.71
11:AK:111:ASP:HA	18:AR:84:LYS:HE2	1.73	0.70
22:B0:74:ARG:HH22	32:BB:13:A:H8	1.38	0.70
31:BA:588:U:O4	31:BA:670:A:H1'	1.91	0.70
31:BA:2464:C:O2'	31:BA:2465:C:P	2.49	0.70
31:BA:2542:A:H5'	31:BA:2543:G:OP1	1.90	0.70

Continued on next page...

Continued from previous page...

Atom-1	Atom-2	Interatomic distance (Å)	Clash overlap (Å)
37:BH:40:GLU:O	37:BH:41:MET:HB2	1.90	0.70
38:BI:101:LEU:HD12	38:BI:101:LEU:O	1.89	0.70
41:BP:36:LYS:O	41:BP:38:GLN:HG2	1.90	0.70
41:BP:95:VAL:HA	41:BP:99:LEU:HD23	1.73	0.70
42:BQ:8:LYS:CD	42:BQ:9:TYR:H	2.04	0.70
44:BS:28:VAL:CB	44:BS:89:ARG:HB2	2.07	0.70
46:BU:90:VAL:O	46:BU:92:ARG:N	2.22	0.70
50:BY:75:ILE:HD11	50:BY:79:CYS:CA	2.20	0.70
1:CA:328:C:H2'	1:CA:328:C:O2	1.90	0.70
35:DF:198:ALA:O	35:DF:201:VAL:HG12	1.91	0.70
35:DF:203:GLN:HA	35:DF:206:ILE:O	1.91	0.70
37:DH:88:LEU:O	37:DH:89:ILE:HG23	1.90	0.70
38:DI:88:ILE:HG22	38:DI:89:TYR:H	1.54	0.70
41:DP:29:LYS:H	41:DP:29:LYS:CD	1.97	0.70
50:DY:7:VAL:HB	50:DY:8:LYS:NZ	2.06	0.70
31:BA:806:C:OP2	41:BP:39:LYS:HD2	1.91	0.70
31:BA:996:A:H4'	46:BU:92:ARG:HE	1.56	0.70
31:BA:2476:A:C2	31:BA:2477:C:C6	2.79	0.70
31:BA:2787:C:C1'	34:BE:61:ARG:HB2	2.20	0.70
38:BI:81:VAL:HG13	38:BI:88:ILE:HG23	1.73	0.70
41:BP:107:LYS:C	41:BP:109:GLY:H	1.94	0.70
41:BP:120:ALA:HB1	41:BP:138:LEU:HB3	1.72	0.70
42:BQ:42:ILE:HD13	42:BQ:97:VAL:HG21	1.72	0.70
47:BV:73:SER:OG	47:BV:74:LYS:N	2.22	0.70
27:D5:55:ARG:CD	27:D5:56:LYS:H	2.03	0.70
31:DA:71:A:H5'	31:DA:71:A:C8	2.26	0.70
31:DA:1042:G:H5''	31:DA:1043:C:OP2	1.92	0.70
31:DA:1209:G:H21	31:DA:1210:A:H62	1.39	0.70
33:DD:94:LEU:HB2	33:DD:104:TYR:CE2	2.26	0.70
38:DI:71:ILE:O	38:DI:75:LEU:HB3	1.91	0.70
40:DO:2:ILE:HD12	40:DO:6:THR:HG21	1.71	0.70
46:DU:95:LEU:CD1	47:DV:11:GLN:HG3	2.21	0.70
47:DV:13:ARG:HH11	47:DV:13:ARG:CG	1.97	0.70
49:DX:24:GLY:HA3	49:DX:80:ILE:CG1	2.21	0.70
30:B8:32:LEU:HB3	30:B8:34:TRP:HB3	1.74	0.70
31:BA:1218:C:H2'	31:BA:1219:G:H5'	1.72	0.70
31:BA:1300:U:H3'	31:BA:1301:A:C5'	2.21	0.70
38:BI:6:LEU:HD12	38:BI:34:GLY:O	1.91	0.70
38:BI:71:ILE:CG1	38:BI:72:LEU:HD22	2.21	0.70
47:BV:62:LEU:HA	47:BV:98:GLU:HA	1.72	0.70
47:BV:66:ARG:CD	47:BV:67:GLY:N	2.54	0.70

Continued on next page...

Continued from previous page...

Atom-1	Atom-2	Interatomic distance (Å)	Clash overlap (Å)
1:CA:579:G:H2'	1:CA:580:U:H6	1.57	0.70
1:CA:741:G:H2'	1:CA:742:G:O4'	1.91	0.70
25:D3:52:HIS:HD2	32:DB:83:G:H4'	1.54	0.70
31:DA:267:C:H2'	31:DA:268:C:H6	1.56	0.70
31:DA:1509:C:H4'	31:DA:1509:C:OP1	1.91	0.70
33:DD:175:LEU:HD12	33:DD:185:VAL:CG2	2.21	0.70
35:DF:128:ALA:O	35:DF:142:TRP:NE1	2.25	0.70
41:DP:41:ARG:HA	41:DP:41:ARG:HH21	1.53	0.70
44:DS:33:LYS:HB3	44:DS:34:HIS:HD2	1.56	0.70
34:BE:203:LYS:O	34:BE:203:LYS:HD2	1.92	0.70
38:BI:1:MET:HB2	38:BI:21:VAL:O	1.90	0.70
39:BN:131:GLN:HG2	39:BN:133:GLN:O	1.92	0.70
46:BU:65:ILE:HG12	46:BU:96:ALA:CB	2.21	0.70
3:CC:9:GLY:HA2	3:CC:12:LEU:HD23	1.74	0.70
9:CI:114:TYR:HD2	9:CI:114:TYR:H	1.36	0.70
25:D3:52:HIS:CD2	32:DB:83:G:H5''	2.26	0.70
29:D7:8:ASN:ND2	29:D7:8:ASN:C	2.41	0.70
31:DA:676:A:H2	31:DA:802:A:H61	1.39	0.70
41:DP:47:ASP:HB3	41:DP:48:PRO:O	1.92	0.70
45:DT:35:LYS:O	45:DT:37:GLY:N	2.25	0.70
45:DT:38:ASN:C	45:DT:38:ASN:HD22	1.94	0.70
1:AA:52:G:C2'	1:AA:53:A:H5'	2.20	0.70
6:AF:46:ARG:HH12	18:AR:37:VAL:HG21	1.57	0.70
7:AG:73:MET:HA	7:AG:91:VAL:HG23	1.73	0.70
15:AO:82:ILE:HG12	15:AO:87:ILE:HB	1.74	0.70
24:B2:14:ARG:CZ	24:B2:57:ILE:HG22	2.21	0.70
31:BA:329:G:OP2	50:BY:71:LYS:HE3	1.91	0.70
31:BA:2488:A:H2'	31:BA:2489:G:O4'	1.91	0.70
37:BH:70:THR:HG22	37:BH:74:ASN:ND2	2.06	0.70
38:BI:71:ILE:O	38:BI:75:LEU:HB3	1.90	0.70
41:BP:146:VAL:HG22	41:BP:147:LEU:N	2.07	0.70
44:BS:95:HIS:CG	44:BS:96:GLY:H	2.08	0.70
31:DA:579:G:H2'	31:DA:580:C:C6	2.27	0.70
33:DD:255:LYS:H	33:DD:255:LYS:CE	2.00	0.70
41:DP:16:ARG:CD	41:DP:18:ARG:HB2	2.22	0.70
48:DW:54:ALA:HB1	48:DW:107:LEU:HD22	1.71	0.70
51:DZ:165:VAL:HG12	51:DZ:166:SER:N	2.06	0.70
1:AA:1172:C:H2'	1:AA:1173:G:C8	2.26	0.70
2:AB:204:ASN:ND2	2:AB:206:ASP:H	1.90	0.70
6:AF:67:MET:HB2	6:AF:68:PRO:HD2	1.73	0.70
8:AH:5:PRO:HB2	8:AH:32:LYS:HE2	1.74	0.70

Continued on next page...

Continued from previous page...

Atom-1	Atom-2	Interatomic distance (Å)	Clash overlap (Å)
31:BA:631:A:O2'	41:BP:67:MET:HB3	1.91	0.70
31:BA:1509:C:OP1	31:BA:1509:C:H4'	1.91	0.70
36:BG:76:SER:HB2	36:BG:83:ARG:HB3	1.73	0.70
39:BN:82:LEU:HD12	39:BN:82:LEU:H	1.54	0.70
41:BP:144:GLU:N	41:BP:145:PRO:HD3	2.06	0.70
46:BU:64:ARG:CZ	46:BU:64:ARG:CA	2.66	0.70
47:BV:82:ARG:O	47:BV:82:ARG:HD3	1.92	0.70
1:CA:377:G:O2'	1:CA:378:G:H5'	1.91	0.70
4:CD:141:ARG:HB3	4:CD:142:PRO:CD	2.22	0.70
25:D3:6:VAL:HG13	25:D3:54:VAL:CG1	2.21	0.70
27:D5:57:VAL:HB	27:D5:58:LEU:HD12	1.74	0.70
29:D7:40:TRP:CD2	31:DA:459:U:H5''	2.27	0.70
30:D8:25:MET:HG3	41:DP:64:LYS:CB	2.21	0.70
31:DA:1713:U:O2'	31:DA:1714:G:H5'	1.91	0.70
34:DE:36:ARG:NH2	34:DE:88:GLY:CA	2.54	0.70
35:DF:175:THR:O	35:DF:176:LEU:HB2	1.91	0.70
37:DH:85:LYS:HZ3	37:DH:145:ALA:HA	1.54	0.70
46:DU:90:VAL:HG13	47:DV:39:LEU:HG	1.74	0.70
31:BA:780:G:H21	31:BA:783:A:H62	1.40	0.70
31:BA:2287:A:N6	31:BA:2344:U:H3	1.89	0.70
31:BA:2287:A:H62	31:BA:2344:U:H3	1.40	0.70
35:BF:67:GLN:O	35:BF:67:GLN:CG	2.38	0.70
1:CA:559:A:H4'	1:CA:560:U:C5'	2.22	0.70
1:CA:659:U:C2'	1:CA:660:G:H5'	2.22	0.70
31:DA:1658:C:OP1	34:DE:132:HIS:ND1	2.24	0.70
32:DB:15:A:H1'	32:DB:110:G:C8	2.26	0.70
39:DN:78:TYR:H	39:DN:79:PRO:CD	2.05	0.70
45:DT:32:TYR:HB3	45:DT:81:PRO:O	1.91	0.70
46:DU:112:ARG:HH11	46:DU:112:ARG:HG2	1.55	0.70
1:AA:1423:G:H5'	40:BO:49:ARG:NH2	2.05	0.70
24:B2:26:ARG:HA	24:B2:29:LYS:HE3	1.74	0.70
31:BA:2683:C:OP1	45:BT:53:ARG:NH2	2.24	0.70
33:BD:70:TRP:CH2	33:BD:150:LYS:HA	2.27	0.70
33:BD:166:GLN:HE21	33:BD:166:GLN:CA	2.05	0.70
41:BP:10:PRO:HD2	41:BP:11:GLY:H	1.56	0.70
45:BT:38:ASN:HD22	45:BT:38:ASN:C	1.94	0.70
25:D3:52:HIS:CD2	32:DB:83:G:H4'	2.26	0.70
1:AA:163:C:H2'	1:AA:164:U:C6	2.25	0.70
3:AC:9:GLY:HA2	3:AC:12:LEU:HD23	1.74	0.70
4:AD:57:ARG:NH2	5:AE:107:ARG:HD3	2.07	0.70
11:AK:69:ALA:HB1	11:AK:103:LEU:HD23	1.74	0.70

Continued on next page...

Continued from previous page...

Atom-1	Atom-2	Interatomic distance (Å)	Clash overlap (Å)
31:BA:494:G:O2'	31:BA:495:G:H5'	1.90	0.70
31:BA:779:U:OP1	33:BD:49:ILE:HG22	1.91	0.70
31:BA:1503:U:C4	31:BA:1504:C:N4	2.60	0.70
31:BA:1504:C:O2'	31:BA:1505:C:C5'	2.40	0.70
31:BA:2223:G:H2'	31:BA:2224:G:C5'	2.22	0.70
31:BA:2360:A:O2'	31:BA:2361:A:P	2.49	0.70
34:BE:102:VAL:HA	34:BE:200:GLU:HA	1.73	0.70
39:BN:18:ALA:O	39:BN:21:LYS:HB2	1.92	0.70
43:BR:5:LYS:HD2	43:BR:5:LYS:H	1.54	0.70
47:BV:83:ARG:HH11	47:BV:83:ARG:HG3	1.57	0.70
50:BY:17:SER:HA	50:BY:71:LYS:HD2	1.71	0.70
1:CA:735:C:O2'	1:CA:736:C:H5'	1.91	0.70
1:CA:1274:G:N2	1:CA:1275:A:H62	1.88	0.70
5:CE:80:ILE:HD11	5:CE:138:ALA:HB1	1.73	0.70
31:DA:1116:C:H2'	31:DA:1117:G:H5'	1.73	0.70
31:DA:1418:G:OP1	31:DA:1588:C:O2'	2.08	0.70
33:DD:25:THR:HG21	33:DD:81:ALA:CB	2.21	0.70
36:DG:18:GLU:O	36:DG:22:ARG:HB2	1.91	0.70
38:DI:1:MET:HG3	38:DI:23:PRO:HA	1.73	0.70
44:DS:89:ARG:O	44:DS:92:TYR:CB	2.35	0.70
45:DT:42:ILE:HD13	45:DT:83:ILE:HD11	1.73	0.70
50:DY:75:ILE:HD11	50:DY:79:CYS:CA	2.22	0.70
4:AD:31:CYS:C	4:AD:33:MET:H	1.93	0.70
30:B8:6:THR:HG22	30:B8:63:PRO:HD3	1.73	0.70
30:B8:58:ILE:HG22	41:BP:49:ARG:HD2	1.72	0.70
31:BA:1410:G:H2'	31:BA:1411:C:H6	1.57	0.70
50:BY:28:LYS:HA	50:BY:39:VAL:H	1.55	0.70
34:DE:117:MET:O	34:DE:118:LYS:HB2	1.91	0.70
37:DH:155:SER:O	37:DH:157:TYR:N	2.25	0.70
38:DI:71:ILE:CG1	38:DI:72:LEU:HD22	2.21	0.70
1:AA:1274:G:N2	1:AA:1275:A:H62	1.90	0.69
31:BA:1116:C:H2'	31:BA:1117:G:H5'	1.73	0.69
40:BO:32:TYR:N	40:BO:32:TYR:CD1	2.58	0.69
1:CA:503:C:OP2	12:CL:116:SER:HB3	1.91	0.69
8:CH:86:ILE:HG22	8:CH:87:SER:N	2.06	0.69
23:D1:73:LEU:HD13	23:D1:90:ILE:HG22	1.73	0.69
31:DA:83:G:N2	31:DA:102:G:O2'	2.22	0.69
31:DA:587:C:C4'	31:DA:588:U:OP2	2.40	0.69
36:DG:161:THR:HG22	36:DG:163:ALA:H	1.57	0.69
38:DI:51:ILE:O	38:DI:51:ILE:HG22	1.91	0.69
46:DU:88:ILE:C	46:DU:90:VAL:N	2.45	0.69

Continued on next page...

Continued from previous page...

Atom-1	Atom-2	Interatomic distance (Å)	Clash overlap (Å)
2:AB:61:LEU:CD2	2:AB:68:ILE:HD11	2.22	0.69
23:B1:10:LYS:CD	23:B1:14:VAL:HA	2.22	0.69
31:BA:676:A:H2	31:BA:802:A:H61	1.40	0.69
31:BA:2307:G:N2	31:BA:2308:G:H5'	2.07	0.69
33:BD:145:VAL:HG12	33:BD:146:GLU:O	1.92	0.69
35:BF:7:TYR:HD1	35:BF:8:GLN:H	1.41	0.69
37:BH:30:LYS:NZ	37:BH:81:GLU:HA	2.07	0.69
43:BR:5:LYS:H	43:BR:5:LYS:CD	2.05	0.69
29:D7:8:ASN:ND2	29:D7:11:LYS:N	2.39	0.69
31:DA:481:G:O2'	31:DA:482:A:OP2	2.08	0.69
45:DT:29:ARG:HB3	45:DT:85:LYS:HA	1.72	0.69
50:DY:17:SER:HA	50:DY:71:LYS:HD2	1.73	0.69
1:AA:671:G:H2'	1:AA:672:U:H6	1.57	0.69
5:AE:68:GLU:O	5:AE:70:PRO:HD3	1.92	0.69
6:AF:69:GLU:O	6:AF:72:VAL:HG12	1.92	0.69
27:B5:55:ARG:CD	27:B5:56:LYS:H	2.05	0.69
27:B5:57:VAL:HB	27:B5:58:LEU:HD12	1.73	0.69
31:BA:825:C:H2'	31:BA:826:U:O5'	1.92	0.69
31:BA:1488:G:C6	31:BA:1489:U:N3	2.58	0.69
35:BF:128:ALA:O	35:BF:142:TRP:NE1	2.24	0.69
38:BI:61:ARG:O	38:BI:133:HIS:HE1	1.73	0.69
1:CA:626:U:H2'	1:CA:627:G:C8	2.27	0.69
1:CA:775:G:O2'	1:CA:776:G:H5'	1.92	0.69
5:CE:10:MET:CB	5:CE:32:VAL:HG22	2.23	0.69
30:D8:31:HIS:CD2	31:DA:2419:U:O4	2.45	0.69
31:DA:1109:C:C5	31:DA:1110:G:C4	2.80	0.69
31:DA:1688:U:H1'	31:DA:1701:A:C6	2.27	0.69
33:DD:228:PRO:CD	33:DD:235:GLY:HA3	2.21	0.69
36:DG:76:SER:HB2	36:DG:83:ARG:HB3	1.73	0.69
1:AA:1228:C:H2'	1:AA:1229:A:H8	1.56	0.69
23:B1:47:GLN:HB2	31:BA:397:G:H5''	1.73	0.69
31:BA:1744:C:C2'	31:BA:1745:C:H5'	2.21	0.69
31:BA:1899:G:N2	31:BA:1902:C:C5	2.61	0.69
37:BH:153:LYS:HD3	37:BH:153:LYS:H	1.57	0.69
30:D8:6:THR:HG21	31:DA:243:U:OP1	1.92	0.69
31:DA:814:C:H41	41:DP:27:HIS:CD2	2.10	0.69
31:DA:854:G:H2'	31:DA:855:G:H8	1.58	0.69
31:DA:1744:C:C2'	31:DA:1745:C:H5'	2.22	0.69
31:DA:2359:C:C2'	31:DA:2360:A:H5'	2.21	0.69
31:DA:2565:A:H5''	31:DA:2566:A:OP2	1.92	0.69
33:DD:27:THR:CG2	33:DD:28:GLU:N	2.54	0.69

Continued on next page...

Continued from previous page...

Atom-1	Atom-2	Interatomic distance (Å)	Clash overlap (Å)
42:DQ:89:ASN:O	42:DQ:92:GLY:N	2.23	0.69
47:DV:47:VAL:CG1	47:DV:48:GLY:H	2.03	0.69
4:AD:91:SER:HA	4:AD:94:LEU:HD12	1.74	0.69
23:B1:26:ARG:HG2	23:B1:34:THR:OG1	1.92	0.69
28:B6:16:CYS:O	28:B6:18:ARG:NH2	2.25	0.69
31:BA:684:G:C2	31:BA:774:A:C2	2.81	0.69
31:BA:1493:C:C5	31:BA:2206:G:O2'	2.44	0.69
31:BA:2335:A:O2'	31:BA:2336:A:H5''	1.92	0.69
33:BD:77:ALA:HB2	33:BD:97:TYR:CD2	2.27	0.69
33:BD:83:GLU:HB2	33:BD:92:ILE:CD1	2.23	0.69
35:BF:8:GLN:HB3	35:BF:126:VAL:HA	1.73	0.69
36:BG:18:GLU:O	36:BG:22:ARG:HB2	1.93	0.69
5:CE:68:GLU:O	5:CE:70:PRO:HD3	1.93	0.69
8:CH:5:PRO:HB2	8:CH:32:LYS:HE2	1.73	0.69
8:CH:58:TYR:O	8:CH:59:LEU:HD23	1.92	0.69
24:D2:31:GLU:HG2	24:D2:37:PHE:HD1	1.58	0.69
31:DA:1300:U:H3'	31:DA:1301:A:C5'	2.22	0.69
31:DA:2469:A:O2'	42:DQ:56:ARG:HG2	1.92	0.69
31:DA:2787:C:H1'	34:DE:61:ARG:HD3	1.73	0.69
41:DP:36:LYS:O	41:DP:38:GLN:HG2	1.93	0.69
41:DP:51:PHE:O	41:DP:52:GLU:HB2	1.93	0.69
41:DP:65:ARG:HB2	41:DP:65:ARG:HH11	1.57	0.69
41:DP:146:VAL:HG22	41:DP:147:LEU:N	2.08	0.69
44:DS:28:VAL:HG12	44:DS:29:PHE:N	2.07	0.69
46:DU:64:ARG:CZ	46:DU:64:ARG:CA	2.66	0.69
47:DV:62:LEU:HD12	47:DV:96:ILE:HD13	1.74	0.69
1:AA:428:G:H4'	1:AA:429:U:O5'	1.93	0.69
24:B2:51:ARG:O	24:B2:52:ASP:CB	2.40	0.69
31:BA:2498:C:O2'	31:BA:2499:C:H5'	1.92	0.69
36:BG:111:LEU:HA	36:BG:114:ILE:HG12	1.75	0.69
41:BP:65:ARG:HH11	41:BP:65:ARG:HB2	1.58	0.69
1:CA:503:C:H2'	1:CA:504:C:H6	1.57	0.69
1:CA:542:G:H2'	1:CA:543:C:H6	1.56	0.69
1:CA:930:C:O2'	1:CA:931:C:H5'	1.93	0.69
23:D1:34:THR:CG2	31:DA:388:G:OP1	2.40	0.69
29:D7:5:TRP:CD1	29:D7:7:PRO:HG3	2.27	0.69
31:DA:875:G:C4'	51:DZ:170:THR:HG21	2.23	0.69
31:DA:1146:C:C2'	31:DA:1147:C:H5'	2.22	0.69
31:DA:1173:G:H3'	31:DA:1174:A:H5'	1.73	0.69
31:DA:1448:G:H1'	31:DA:1528:A:N6	2.07	0.69
37:DH:89:ILE:O	37:DH:90:LYS:HG2	1.92	0.69

Continued on next page...

Continued from previous page...

Atom-1	Atom-2	Interatomic distance (Å)	Clash overlap (Å)
41:DP:108:LYS:C	41:DP:110:TYR:H	1.93	0.69
42:DQ:78:PRO:O	42:DQ:79:LEU:HB2	1.93	0.69
50:DY:28:LYS:HA	50:DY:39:VAL:H	1.57	0.69
1:AA:930:C:O2'	1:AA:931:C:H5'	1.93	0.69
1:AA:1337:G:H5''	1:AA:1338:G:OP1	1.92	0.69
31:BA:267:C:H2'	31:BA:268:C:H6	1.57	0.69
31:BA:896:A:C2	31:BA:898:C:H5''	2.28	0.69
31:BA:1256:G:H5'	31:BA:1257:C:OP2	1.92	0.69
39:BN:27:ALA:HB3	39:BN:106:MET:CE	2.23	0.69
41:BP:124:LYS:HG2	41:BP:143:GLY:CA	2.22	0.69
44:BS:17:ARG:O	44:BS:18:ILE:HB	1.90	0.69
49:BX:24:GLY:HA3	49:BX:80:ILE:CG1	2.23	0.69
50:BY:8:LYS:NZ	50:BY:74:PRO:HD3	2.07	0.69
1:CA:392:G:H2'	1:CA:393:A:H8	1.57	0.69
1:CA:598:U:H4'	8:CH:94:TYR:CD2	2.26	0.69
1:CA:601:C:H2'	1:CA:602:A:H8	1.58	0.69
1:CA:1256:A:N6	1:CA:1278:U:H1'	2.03	0.69
2:CB:61:LEU:CD2	2:CB:68:ILE:HD11	2.22	0.69
29:D7:47:ARG:C	29:D7:48:LYS:HD3	2.13	0.69
30:D8:58:ILE:O	30:D8:61:LEU:HG	1.93	0.69
31:DA:588:U:O4	31:DA:670:A:H1'	1.92	0.69
31:DA:2660:A:H5'	31:DA:2661:G:H21	1.56	0.69
33:DD:25:THR:O	33:DD:27:THR:N	2.26	0.69
33:DD:70:TRP:CH2	33:DD:150:LYS:HA	2.28	0.69
38:DI:38:LEU:HD12	38:DI:38:LEU:H	1.58	0.69
39:DN:123:TYR:OH	39:DN:130:HIS:CD2	2.44	0.69
41:DP:144:GLU:N	41:DP:145:PRO:HD3	2.07	0.69
47:DV:69:LYS:HG3	47:DV:70:ILE:N	2.08	0.69
2:AB:112:VAL:HG22	2:AB:149:LEU:HD13	1.72	0.69
3:AC:58:GLU:H	3:AC:65:ALA:HB3	1.57	0.69
10:AJ:75:ILE:HG13	10:AJ:76:ASN:N	2.08	0.69
15:AO:64:ARG:HH11	15:AO:64:ARG:HG3	1.58	0.69
31:BA:145:G:C2'	31:BA:146:G:H5''	2.20	0.69
31:BA:614(C):A:H4'	31:BA:615:G:OP1	1.92	0.69
31:BA:675:A:C4	31:BA:804:A:C2	2.81	0.69
31:BA:966:G:H2'	31:BA:967:C:H6	1.58	0.69
31:BA:1108:U:C2'	31:BA:1109:C:H5'	2.23	0.69
31:BA:1403:C:C5'	31:BA:1471:A:H1'	2.23	0.69
31:BA:1822:G:H8	31:BA:1822:G:C5'	2.06	0.69
33:BD:8:PRO:HB3	33:BD:14:ARG:HB3	1.75	0.69
33:BD:211:ARG:O	33:BD:215:LEU:HG	1.93	0.69

Continued on next page...

Continued from previous page...

Atom-1	Atom-2	Interatomic distance (Å)	Clash overlap (Å)
41:BP:97:PRO:O	41:BP:98:GLU:HB3	1.91	0.69
43:BR:33:ARG:HD3	43:BR:115:GLU:OE2	1.93	0.69
43:BR:67:LEU:HD13	43:BR:76:VAL:HG21	1.75	0.69
44:BS:33:LYS:HB3	44:BS:34:HIS:HD2	1.56	0.69
45:BT:28:VAL:HG22	45:BT:46:GLU:HA	1.75	0.69
45:BT:100:TYR:HD2	45:BT:103:ARG:HH21	1.38	0.69
45:BT:109:GLU:HA	45:BT:112:ARG:HG3	1.74	0.69
46:BU:88:ILE:C	46:BU:90:VAL:N	2.45	0.69
50:BY:7:VAL:HB	50:BY:8:LYS:HD2	1.74	0.69
50:BY:81:LYS:CG	50:BY:96:ILE:HG22	2.23	0.69
50:BY:96:ILE:CD1	50:BY:99:CYS:SG	2.79	0.69
1:CA:559:A:H5''	1:CA:560:U:H3'	1.74	0.69
1:CA:671:G:H2'	1:CA:672:U:H6	1.58	0.69
1:CA:1442:G:C8	1:CA:1442(B):A:C2	2.81	0.69
1:CA:1504:G:OP1	1:CA:1507:A:H4'	1.92	0.69
11:CK:24:SER:HB3	11:CK:27:ASN:O	1.92	0.69
11:CK:34:ASP:HB3	11:CK:40:ILE:HD11	1.75	0.69
15:CO:78:TYR:O	15:CO:82:ILE:HG22	1.93	0.69
16:CP:53:VAL:HG12	16:CP:79:VAL:HG13	1.74	0.69
23:D1:10:LYS:CD	23:D1:14:VAL:HA	2.23	0.69
28:D6:15:GLU:HB3	28:D6:18:ARG:HG2	1.72	0.69
31:DA:669:G:HO2'	31:DA:669:G:H8	1.41	0.69
31:DA:951:C:O2'	31:DA:952:G:H5'	1.92	0.69
31:DA:1022:G:O2'	31:DA:1023:U:OP2	2.06	0.69
31:DA:1181:C:O2'	31:DA:1182:A:H5'	1.91	0.69
33:DD:83:GLU:HB2	33:DD:92:ILE:CD1	2.23	0.69
34:DE:24:THR:HG21	34:DE:188:VAL:HG13	1.73	0.69
34:DE:117:MET:SD	34:DE:136:ARG:HB3	2.32	0.69
36:DG:33:ARG:H	36:DG:162:THR:HB	1.57	0.69
38:DI:94:ALA:HB1	38:DI:114:LEU:HD12	1.75	0.69
38:DI:138:ILE:H	38:DI:138:ILE:HD12	1.58	0.69
43:DR:5:LYS:HD2	43:DR:5:LYS:H	1.57	0.69
44:DS:14:VAL:HG12	44:DS:15:ARG:N	2.07	0.69
49:DX:24:GLY:HA3	49:DX:80:ILE:HG13	1.75	0.69
49:DX:59:VAL:HG23	49:DX:74:PRO:HD2	1.74	0.69
2:AB:11:LEU:HB3	2:AB:213:LEU:HD11	1.75	0.69
2:AB:61:LEU:HA	2:AB:64:ARG:HG2	1.75	0.69
18:AR:79:LEU:HD23	18:AR:80:PRO:CD	2.23	0.69
23:B1:34:THR:CG2	31:BA:388:G:OP1	2.41	0.69
31:BA:141:A:H8	31:BA:1408:C:O2'	1.73	0.69
31:BA:2476:A:C6	31:BA:2477:C:C5	2.80	0.69

Continued on next page...

Continued from previous page...

Atom-1	Atom-2	Interatomic distance (Å)	Clash overlap (Å)
33:BD:63:ARG:HG3	33:BD:63:ARG:NH1	2.07	0.69
1:CA:1226:C:N4	13:CM:104:ARG:HD2	2.08	0.69
9:CI:17:VAL:HG11	9:CI:81:ILE:HD13	1.75	0.69
23:D1:26:ARG:HG2	23:D1:34:THR:OG1	1.93	0.69
31:DA:272:G:H4'	31:DA:272(B):G:OP1	1.92	0.69
31:DA:518:G:H4'	48:DW:18:ARG:NH1	2.07	0.69
31:DA:2262:U:O2'	31:DA:2263:C:H5'	1.91	0.69
31:DA:2598:A:P	33:DD:236:GLY:HA3	2.33	0.69
37:DH:70:THR:HG22	37:DH:74:ASN:ND2	2.07	0.69
37:DH:153:LYS:HD3	37:DH:153:LYS:H	1.56	0.69
43:DR:24:GLN:NE2	43:DR:36:THR:HG21	2.06	0.69
1:AA:1073:U:H2'	1:AA:1074:G:H8	1.58	0.69
1:AA:1228:C:H2'	1:AA:1229:A:C8	2.28	0.69
23:B1:49:VAL:HG11	31:BA:2091:U:O2'	1.92	0.69
31:BA:543:C:C5	31:BA:547:A:N7	2.60	0.69
31:BA:814:C:H5''	47:BV:86:GLY:HA3	1.73	0.69
37:BH:137:ASP:O	37:BH:138:LYS:CB	2.40	0.69
38:BI:123:LEU:HD23	38:BI:142:VAL:HB	1.75	0.69
2:CB:204:ASN:ND2	2:CB:206:ASP:H	1.91	0.69
3:CC:58:GLU:H	3:CC:65:ALA:HB3	1.58	0.69
7:CG:116:ALA:O	7:CG:120:ILE:HG12	1.93	0.69
27:D5:16:ARG:NH1	27:D5:17:ASP:OD1	2.26	0.69
27:D5:50:GLY:O	27:D5:51:TYR:HD1	1.75	0.69
31:DA:1887:C:C2'	31:DA:1888:G:H5'	2.23	0.69
31:DA:2286:A:H5''	31:DA:2287:A:O4'	1.93	0.69
37:DH:43:VAL:HG11	37:DH:53:GLU:H	1.58	0.69
40:DO:32:TYR:N	40:DO:32:TYR:CD1	2.59	0.69
24:B2:26:ARG:NH1	24:B2:29:LYS:HE2	2.07	0.68
29:B7:16:HIS:CB	29:B7:44:PRO:HG2	2.22	0.68
31:BA:83:G:H1	31:BA:102:G:H2'	1.58	0.68
31:BA:1590:U:C2'	31:BA:1591:G:H5''	2.22	0.68
31:BA:1701:A:H2'	31:BA:1702:G:H5'	1.75	0.68
31:BA:2654:A:OP1	31:BA:2654:A:H8	1.75	0.68
37:BH:43:VAL:HG11	37:BH:53:GLU:H	1.56	0.68
38:BI:71:ILE:HG12	38:BI:72:LEU:HD22	1.75	0.68
39:BN:78:TYR:H	39:BN:79:PRO:CD	2.06	0.68
41:BP:17:LYS:O	41:BP:17:LYS:HG2	1.94	0.68
42:BQ:8:LYS:HD2	42:BQ:9:TYR:N	2.07	0.68
43:BR:10:LEU:HD22	43:BR:17:ARG:HD2	1.74	0.68
45:BT:82:LEU:HD12	45:BT:82:LEU:N	2.08	0.68
4:CD:31:CYS:C	4:CD:33:MET:H	1.93	0.68

Continued on next page...

Continued from previous page...

Atom-1	Atom-2	Interatomic distance (Å)	Clash overlap (Å)
31:DA:535:C:C2'	31:DA:536:A:H5'	2.23	0.68
31:DA:1694:C:O2'	31:DA:1695:G:C4	2.46	0.68
31:DA:1784:A:H4'	31:DA:1785:A:C5'	2.23	0.68
31:DA:2359:C:H2'	31:DA:2360:A:H5'	1.74	0.68
31:DA:2360:A:O2'	31:DA:2361:A:P	2.51	0.68
38:DI:71:ILE:HG12	38:DI:72:LEU:HD22	1.75	0.68
41:DP:91:PHE:HE2	41:DP:95:VAL:HG12	1.58	0.68
43:DR:3:HIS:O	43:DR:4:LEU:HB3	1.91	0.68
45:DT:30:VAL:O	45:DT:30:VAL:HG23	1.91	0.68
50:DY:97:ARG:O	50:DY:97:ARG:HG3	1.91	0.68
4:AD:12:CYS:HA	4:AD:19:LEU:HD12	1.74	0.68
7:AG:32:ARG:O	7:AG:33:ASP:HB2	1.92	0.68
28:B6:20:ASN:CG	28:B6:21:TYR:H	1.96	0.68
31:BA:9:U:C4	31:BA:2629:A:N6	2.62	0.68
31:BA:953:A:O2'	31:BA:954:G:H5'	1.93	0.68
31:BA:2208:A:H1'	31:BA:2219:G:C5	2.28	0.68
35:BF:16:GLY:O	35:BF:17:ARG:HG3	1.93	0.68
35:BF:22:ALA:HA	35:BF:26:ALA:HB2	1.75	0.68
37:BH:158:HIS:NE2	37:BH:169:VAL:O	2.26	0.68
40:BO:98:VAL:HG12	40:BO:117:LEU:HB3	1.75	0.68
45:BT:30:VAL:HG21	45:BT:83:ILE:CG1	2.22	0.68
47:BV:90:PRO:CG	47:BV:91:TYR:H	2.06	0.68
1:CA:783:C:O2'	1:CA:784:C:H5'	1.94	0.68
31:DA:1503:U:C4	31:DA:1504:C:N4	2.61	0.68
31:DA:2223:G:H2'	31:DA:2224:G:C5'	2.22	0.68
39:DN:58:ASP:OD1	39:DN:124:ALA:HB1	1.93	0.68
44:DS:28:VAL:CB	44:DS:89:ARG:HB2	2.08	0.68
45:DT:106:SER:O	45:DT:107:ASP:CG	2.31	0.68
48:DW:88:ARG:HB3	48:DW:92:ARG:HB3	1.75	0.68
1:AA:1190:G:H3'	3:AC:3:ASN:HD21	1.58	0.68
4:AD:141:ARG:HB3	4:AD:142:PRO:CD	2.23	0.68
8:AH:86:ILE:HG22	8:AH:87:SER:N	2.07	0.68
31:BA:329:G:H22	50:BY:19:LYS:NZ	1.91	0.68
31:BA:721:C:H2'	31:BA:721:C:O2	1.93	0.68
31:BA:1639:U:C2'	31:BA:1640:C:H5''	2.23	0.68
35:BF:3:GLU:HB2	35:BF:20:LEU:H	1.58	0.68
50:BY:2:ARG:N	50:BY:4:LYS:HG2	2.09	0.68
1:CA:658:G:H2'	1:CA:659:U:H6	1.57	0.68
24:D2:48:HIS:NE2	31:DA:75:G:H4'	2.08	0.68
31:DA:94:C:H5'	31:DA:94(A):G:OP2	1.93	0.68
31:DA:588:U:H2'	31:DA:589:C:C6	2.29	0.68

Continued on next page...

Continued from previous page...

Atom-1	Atom-2	Interatomic distance (Å)	Clash overlap (Å)
31:DA:2801(A):A:H4'	31:DA:2802:G:H5'	1.74	0.68
41:DP:30:THR:HG22	41:DP:31:ALA:N	2.08	0.68
41:DP:47:ASP:HB3	41:DP:48:PRO:CA	2.22	0.68
45:DT:91:ARG:CB	45:DT:116:ALA:HA	2.22	0.68
1:AA:1442(A):G:C3'	1:AA:1442(B):A:H5''	2.24	0.68
4:AD:172:PRO:HB2	4:AD:187:ARG:HH22	1.59	0.68
5:AE:78:HIS:HE1	5:AE:142:LEU:HA	1.57	0.68
16:AP:82:GLN:N	16:AP:82:GLN:HE21	1.91	0.68
23:B1:37:ILE:HG21	31:BA:2080:G:OP1	1.92	0.68
31:BA:1047:G:N2	31:BA:1111:A:H62	1.92	0.68
34:BE:117:MET:O	34:BE:118:LYS:HB2	1.92	0.68
42:BQ:29:PHE:O	42:BQ:30:GLY:O	2.11	0.68
50:BY:7:VAL:HB	50:BY:8:LYS:HZ2	1.58	0.68
1:CA:1073:U:H2'	1:CA:1074:G:H8	1.57	0.68
6:CF:26:ILE:HG22	6:CF:30:LEU:HD21	1.75	0.68
31:DA:184:C:H2'	31:DA:185:U:C6	2.28	0.68
31:DA:1022:G:N2	31:DA:1142(A):A:C2	2.61	0.68
31:DA:2315:G:H2'	31:DA:2316:C:C6	2.28	0.68
44:DS:95:HIS:CG	44:DS:96:GLY:H	2.11	0.68
45:DT:32:TYR:CG	45:DT:81:PRO:HB2	2.28	0.68
5:AE:100:VAL:HG13	5:AE:118:ILE:HG22	1.74	0.68
28:B6:18:ARG:CG	28:B6:19:ARG:H	2.07	0.68
30:B8:31:HIS:CD2	31:BA:2419:U:O4	2.47	0.68
30:B8:32:LEU:HD23	30:B8:35:GLN:HA	1.74	0.68
31:BA:1493:C:O2	31:BA:1493:C:H2'	1.92	0.68
31:BA:2777:G:H5''	31:BA:2778:A:H5'	1.75	0.68
33:BD:25:THR:O	33:BD:27:THR:N	2.27	0.68
33:BD:94:LEU:HB2	33:BD:104:TYR:CE2	2.27	0.68
36:BG:161:THR:HG22	36:BG:163:ALA:H	1.59	0.68
1:CA:192:U:H2'	1:CA:193:C:C6	2.28	0.68
1:CA:1074:G:C4	1:CA:1102:A:C2	2.82	0.68
5:CE:78:HIS:HE1	5:CE:142:LEU:HA	1.57	0.68
7:CG:73:MET:HA	7:CG:91:VAL:HG23	1.73	0.68
23:D1:41:ARG:NH1	23:D1:41:ARG:CG	2.47	0.68
24:D2:23:LYS:HB2	49:DX:5:TYR:CE1	2.28	0.68
31:DA:721:C:H2'	31:DA:721:C:O2	1.93	0.68
31:DA:896:A:C2	31:DA:898:C:H5''	2.29	0.68
31:DA:999:U:O2'	31:DA:1000:A:H5'	1.93	0.68
31:DA:1403:C:C5'	31:DA:1471:A:H1'	2.21	0.68
31:DA:1493:C:C5	31:DA:2206:G:O2'	2.47	0.68
31:DA:2236:C:C2'	31:DA:2237:G:H5'	2.24	0.68

Continued on next page...

Continued from previous page...

Atom-1	Atom-2	Interatomic distance (Å)	Clash overlap (Å)
31:DA:2746:U:H4'	37:DH:138:LYS:HB3	1.75	0.68
39:DN:18:ALA:HB1	39:DN:21:LYS:CG	2.22	0.68
45:DT:13:ARG:NH2	45:DT:15:VAL:HG13	2.08	0.68
47:DV:2:PHE:CE1	47:DV:13:ARG:CZ	2.75	0.68
13:AM:10:PRO:HB2	13:AM:18:ALA:HB1	1.74	0.68
15:AO:87:ILE:HG22	15:AO:88:ARG:N	2.08	0.68
30:B8:32:LEU:HB3	30:B8:35:GLN:H	1.57	0.68
31:BA:1406:U:H2'	31:BA:1407:C:C6	2.29	0.68
31:BA:1784:A:H4'	31:BA:1785:A:C5'	2.24	0.68
31:BA:2801(A):A:H4'	31:BA:2802:G:H5'	1.76	0.68
33:BD:27:THR:CG2	33:BD:28:GLU:H	2.07	0.68
46:BU:25:TRP:CD1	46:BU:26:GLY:N	2.62	0.68
47:BV:36:PRO:HG2	47:BV:62:LEU:HD11	1.75	0.68
49:BX:82:GLN:C	49:BX:85:PRO:HD2	2.13	0.68
1:CA:60:A:H8	1:CA:60:A:P	2.17	0.68
13:CM:10:PRO:HB2	13:CM:18:ALA:HB1	1.75	0.68
35:DF:16:GLY:O	35:DF:17:ARG:HG3	1.93	0.68
43:DR:11:ASN:CG	43:DR:12:ARG:H	1.95	0.68
6:AF:89:MET:HG2	6:AF:91:VAL:HG23	1.74	0.68
31:BA:286:C:C2'	31:BA:287:C:H5'	2.24	0.68
31:BA:288:C:H42	31:BA:353:G:H1	1.40	0.68
31:BA:1339:G:N2	31:BA:1603:A:H1'	2.08	0.68
31:BA:1396:U:H2'	31:BA:1396:U:O2	1.94	0.68
41:BP:51:PHE:HB3	41:BP:52:GLU:OE2	1.94	0.68
1:CA:828:A:H2'	1:CA:829:G:O4'	1.94	0.68
1:CA:1513:A:H2'	1:CA:1514:C:C6	2.28	0.68
24:D2:51:ARG:O	24:D2:52:ASP:CB	2.41	0.68
31:DA:1590:U:C2'	31:DA:1591:G:H5''	2.24	0.68
31:DA:1833:U:H2'	31:DA:1834:U:C6	2.27	0.68
46:DU:83:LEU:HG	46:DU:88:ILE:HG12	1.76	0.68
50:DY:45:VAL:CG1	50:DY:62:GLU:HB2	2.19	0.68
1:AA:503:C:H2'	1:AA:504:C:H6	1.58	0.68
29:B7:8:ASN:HD21	29:B7:11:LYS:N	1.85	0.68
31:BA:910:A:H62	42:BQ:12:GLN:HA	1.59	0.68
31:BA:1670:C:O2	34:BE:129:HIS:HE1	1.77	0.68
31:BA:1694:C:O2'	31:BA:1695:G:C4	2.46	0.68
39:BN:27:ALA:HB3	39:BN:106:MET:HE2	1.76	0.68
41:BP:24:GLY:CA	41:BP:33:ARG:HH21	1.96	0.68
47:BV:69:LYS:CB	47:BV:93:GLU:CD	2.62	0.68
1:CA:639:G:O2'	1:CA:640:A:H5'	1.93	0.68
1:CA:1190:G:H3'	3:CC:3:ASN:HD21	1.59	0.68

Continued on next page...

Continued from previous page...

Atom-1	Atom-2	Interatomic distance (Å)	Clash overlap (Å)
4:CD:12:CYS:HA	4:CD:19:LEU:HD12	1.76	0.68
30:D8:25:MET:HB2	41:DP:62:LEU:HD23	1.76	0.68
31:DA:2567:G:H2'	31:DA:2568:C:C6	2.29	0.68
33:DD:166:GLN:HE21	33:DD:166:GLN:CA	2.07	0.68
37:DH:99:VAL:HG12	37:DH:99:VAL:O	1.94	0.68
39:DN:4:TYR:CD1	39:DN:4:TYR:N	2.61	0.68
42:DQ:82:ARG:O	42:DQ:83:MET:HB3	1.92	0.68
1:AA:1074:G:C4	1:AA:1102:A:C2	2.82	0.68
15:AO:3:ILE:HG12	15:AO:3:ILE:O	1.93	0.68
22:B0:20:ARG:NH1	31:BA:2357:U:OP1	2.27	0.68
31:BA:1021:A:C8	31:BA:1021:A:C3'	2.77	0.68
31:BA:1332:G:C8	31:BA:1332:G:H5'	2.28	0.68
31:BA:1504:C:O2'	31:BA:1505:C:H5'	1.93	0.68
31:BA:2286:A:H5''	31:BA:2287:A:O4'	1.94	0.68
37:BH:158:HIS:HE2	37:BH:170:ARG:HA	1.58	0.68
1:CA:52:G:C2'	1:CA:53:A:H5'	2.24	0.68
1:CA:450:G:OP1	16:CP:43:LYS:NZ	2.27	0.68
8:CH:97:VAL:O	8:CH:100:ILE:HG13	1.94	0.68
13:CM:92:HIS:CE1	13:CM:98:VAL:HG23	2.29	0.68
24:D2:56:GLN:NE2	24:D2:56:GLN:N	2.40	0.68
31:DA:329:G:H1	50:DY:19:LYS:HD2	1.59	0.68
39:DN:27:ALA:HB3	39:DN:106:MET:CE	2.24	0.68
47:DV:82:ARG:HH11	47:DV:82:ARG:HG2	1.57	0.68
15:AO:33:THR:HG21	15:AO:85:LEU:HD22	1.76	0.68
31:BA:2208:A:H1'	31:BA:2219:G:C4	2.29	0.68
33:BD:35:LYS:CD	33:BD:104:TYR:HD1	2.07	0.68
41:BP:146:VAL:HG13	41:BP:147:LEU:H	1.58	0.68
46:BU:95:LEU:CD1	47:BV:11:GLN:HG3	2.24	0.68
1:CA:450:G:H5''	16:CP:41:PRO:O	1.94	0.68
2:CB:111:ARG:HH11	2:CB:111:ARG:CG	1.99	0.68
6:CF:21:LEU:O	6:CF:24:GLU:HB3	1.94	0.68
31:DA:286:C:C2'	31:DA:287:C:H5'	2.23	0.68
31:DA:518:G:H2'	31:DA:519:U:C6	2.29	0.68
31:DA:996:A:H4'	46:DU:92:ARG:HE	1.57	0.68
41:DP:107:LYS:C	41:DP:109:GLY:H	1.97	0.68
48:DW:73:ALA:HB3	48:DW:106:ILE:HD11	1.76	0.68
51:DZ:71:VAL:HG22	51:DZ:88:PHE:HE2	1.57	0.68
3:AC:127:ARG:N	3:AC:127:ARG:HD2	2.09	0.67
11:AK:29:ILE:HB	11:AK:44:SER:HB3	1.75	0.67
18:AR:56:THR:OG1	18:AR:58:LEU:HD13	1.94	0.67
22:B0:43:THR:HG22	31:BA:2331:G:O3'	1.94	0.67

Continued on next page...

Continued from previous page...

Atom-1	Atom-2	Interatomic distance (Å)	Clash overlap (Å)
28:B6:51:GLU:O	28:B6:52:VAL:HB	1.94	0.67
31:BA:94:C:H5'	31:BA:94(A):G:OP2	1.95	0.67
31:BA:1673:U:O4	34:BE:129:HIS:HD2	1.76	0.67
31:BA:1836:C:O2'	31:BA:1837:C:H5'	1.95	0.67
33:BD:71:ASP:HB3	33:BD:103:ARG:NH2	2.08	0.67
39:BN:2:LYS:HE2	46:BU:95:LEU:HD21	1.75	0.67
39:BN:78:TYR:N	39:BN:79:PRO:HD3	2.09	0.67
46:BU:49:HIS:HA	46:BU:52:ARG:HB2	1.75	0.67
1:CA:15:G:H4'	5:CE:24:ARG:NH1	2.08	0.67
4:CD:18:LYS:HE3	4:CD:31:CYS:SG	2.33	0.67
12:CL:87:GLY:HA2	12:CL:98:TYR:HA	1.75	0.67
15:CO:82:ILE:HG12	15:CO:87:ILE:HB	1.76	0.67
23:D1:62:VAL:HG22	23:D1:63:ALA:H	1.59	0.67
31:DA:141:A:H8	31:DA:1408:C:O2'	1.76	0.67
42:DQ:30:GLY:CA	42:DQ:107:ALA:HB2	2.24	0.67
49:DX:89:ILE:HA	49:DX:92:LEU:HD12	1.74	0.67
1:AA:1513:A:H2'	1:AA:1514:C:C6	2.29	0.67
2:AB:165:VAL:HG23	2:AB:166:ASP:H	1.59	0.67
23:B1:30:VAL:O	23:B1:30:VAL:HG12	1.92	0.67
24:B2:15:LYS:O	24:B2:16:LEU:CB	2.42	0.67
31:BA:2810:A:H2'	34:BE:61:ARG:HH21	1.58	0.67
33:BD:158:ALA:O	33:BD:159:ALA:HB2	1.94	0.67
34:BE:1:MET:HB2	34:BE:84:PHE:HB2	1.76	0.67
38:BI:6:LEU:O	38:BI:15:VAL:HB	1.94	0.67
39:BN:2:LYS:HE2	46:BU:95:LEU:CD2	2.25	0.67
39:BN:57:ALA:C	39:BN:58:ASP:O	2.31	0.67
42:BQ:17:LEU:HD23	42:BQ:17:LEU:N	2.09	0.67
42:BQ:22:LYS:HA	42:BQ:22:LYS:CE	2.24	0.67
47:BV:71:LEU:HD13	47:BV:72:VAL:H	1.58	0.67
1:CA:102:G:H2'	1:CA:103:C:C6	2.27	0.67
1:CA:892:A:H2'	1:CA:893:C:C6	2.30	0.67
1:CA:1442(A):G:C3'	1:CA:1442(B):A:H5''	2.24	0.67
4:CD:138:TYR:C	4:CD:138:TYR:HD2	1.96	0.67
27:D5:51:TYR:CD2	27:D5:52:TYR:CZ	2.82	0.67
30:D8:32:LEU:C	30:D8:34:TRP:N	2.46	0.67
31:DA:1925:C:O2'	31:DA:1926:U:H5'	1.94	0.67
34:DE:1:MET:HB2	34:DE:84:PHE:HB2	1.76	0.67
42:DQ:38:GLU:OE2	42:DQ:127:ILE:HG22	1.94	0.67
1:AA:66:G:H4'	1:AA:173:U:C5	2.30	0.67
1:AA:522:C:H41	12:AL:53:ARG:NH2	1.92	0.67
1:AA:1226:C:N4	13:AM:104:ARG:HD2	2.10	0.67

Continued on next page...

Continued from previous page...

Atom-1	Atom-2	Interatomic distance (Å)	Clash overlap (Å)
3:AC:20:SER:HB2	3:AC:40:ARG:NH2	2.06	0.67
31:BA:272:G:H4'	31:BA:272(B):G:OP1	1.92	0.67
31:BA:579:G:H2'	31:BA:580:C:C6	2.29	0.67
31:BA:631:A:OP1	41:BP:64:LYS:HE3	1.94	0.67
31:BA:2661:G:N7	31:BA:2662:A:C2	2.61	0.67
36:BG:25:TYR:CZ	36:BG:32:PRO:HD3	2.30	0.67
37:BH:153:LYS:HD3	37:BH:153:LYS:N	2.09	0.67
38:BI:61:ARG:O	38:BI:133:HIS:CE1	2.48	0.67
2:CB:187:LEU:HD13	2:CB:187:LEU:O	1.95	0.67
23:D1:92:LYS:C	23:D1:94:LEU:N	2.47	0.67
24:D2:14:ARG:CZ	24:D2:57:ILE:HG22	2.24	0.67
33:DD:63:ARG:HG3	33:DD:63:ARG:NH1	2.03	0.67
36:DG:111:LEU:HA	36:DG:114:ILE:HG12	1.75	0.67
39:DN:18:ALA:O	39:DN:21:LYS:HB2	1.94	0.67
41:DP:146:VAL:HG13	41:DP:147:LEU:H	1.57	0.67
46:DU:104:GLN:HB2	47:DV:43:GLU:OE1	1.94	0.67
50:DY:60:PHE:HA	50:DY:62:GLU:OE2	1.94	0.67
27:B5:40:LYS:CE	27:B5:46:CYS:HB3	2.24	0.67
27:B5:48:GLU:O	27:B5:50:GLY:N	2.27	0.67
31:BA:1181:C:C2'	31:BA:1182:A:H5'	2.23	0.67
31:BA:1225:G:OP1	47:BV:88:ARG:HB3	1.95	0.67
33:BD:30:GLU:HG3	33:BD:63:ARG:CZ	2.24	0.67
39:BN:78:TYR:CE1	39:BN:79:PRO:HB3	2.29	0.67
50:BY:46:LYS:HB2	50:BY:47:LYS:HE2	1.76	0.67
51:BZ:101:PRO:O	51:BZ:102:LEU:HD23	1.94	0.67
7:CG:32:ARG:O	7:CG:33:ASP:HB2	1.94	0.67
8:CH:77:GLU:HG3	8:CH:78:GLN:H	1.60	0.67
16:CP:45:THR:HG23	16:CP:46:PRO:HD2	1.75	0.67
23:D1:46:LEU:HD12	23:D1:46:LEU:H	1.59	0.67
31:DA:2055:C:H5'	31:DA:2056:G:O5'	1.93	0.67
31:DA:2653:U:H3'	31:DA:2654:A:H5''	1.75	0.67
33:DD:17:THR:HG23	33:DD:205:VAL:HB	1.76	0.67
37:DH:153:LYS:HD3	37:DH:153:LYS:N	2.09	0.67
42:DQ:8:LYS:CG	42:DQ:9:TYR:H	2.07	0.67
43:DR:33:ARG:HD3	43:DR:115:GLU:OE2	1.94	0.67
1:AA:327:A:C4	1:AA:329:A:C8	2.83	0.67
11:AK:29:ILE:HB	11:AK:44:SER:CB	2.25	0.67
12:AL:41:ARG:HG2	12:AL:42:THR:H	1.60	0.67
29:B7:8:ASN:ND2	29:B7:11:LYS:N	2.42	0.67
30:B8:59:LYS:NZ	30:B8:59:LYS:CB	2.57	0.67
36:BG:47:LYS:HG3	36:BG:82:LEU:HD11	1.76	0.67

Continued on next page...

Continued from previous page...

Atom-1	Atom-2	Interatomic distance (Å)	Clash overlap (Å)
43:BR:116:LEU:O	43:BR:117:VAL:CB	2.43	0.67
45:BT:42:ILE:O	45:BT:42:ILE:HG13	1.95	0.67
1:CA:509:A:H2'	1:CA:510:A:C8	2.28	0.67
2:CB:112:VAL:HG22	2:CB:149:LEU:HD13	1.75	0.67
31:DA:543:C:C5	31:DA:547:A:N7	2.63	0.67
32:DB:7:G:H4'	44:DS:29:PHE:HD1	1.56	0.67
34:DE:95:ILE:HD12	34:DE:95:ILE:N	2.10	0.67
47:DV:25:LEU:HB2	47:DV:94:LEU:HD13	1.75	0.67
50:DY:44:ILE:HD12	50:DY:44:ILE:H	1.58	0.67
4:AD:13:ARG:O	4:AD:15:GLU:N	2.28	0.67
11:AK:34:ASP:HB2	11:AK:35:PRO:HD2	1.77	0.67
31:BA:737:C:H2'	31:BA:738:G:O5'	1.95	0.67
31:BA:2315:G:H2'	31:BA:2316:C:C6	2.30	0.67
32:BB:44:G:H5''	32:BB:45:A:OP1	1.95	0.67
38:BI:94:ALA:HB1	38:BI:114:LEU:HD12	1.77	0.67
42:BQ:78:PRO:O	42:BQ:79:LEU:HB2	1.94	0.67
47:BV:47:VAL:HG13	47:BV:48:GLY:N	2.07	0.67
1:CA:135:C:H2'	1:CA:136:C:H5'	1.75	0.67
2:CB:114:ARG:HD2	2:CB:141:GLU:OE1	1.94	0.67
3:CC:100:ALA:O	3:CC:101:LEU:HB2	1.95	0.67
25:D3:43:ILE:O	25:D3:47:VAL:HG23	1.95	0.67
31:DA:861:A:C2	31:DA:917:A:C4	2.83	0.67
31:DA:953:A:O2'	31:DA:954:G:H5'	1.93	0.67
31:DA:2875:C:O2'	45:DT:5:ALA:HB3	1.95	0.67
39:DN:43:THR:N	39:DN:48:MET:HE3	2.09	0.67
39:DN:65:LYS:HA	39:DN:65:LYS:HE2	1.77	0.67
41:DP:10:PRO:CD	41:DP:11:GLY:N	2.56	0.67
45:DT:28:VAL:O	45:DT:29:ARG:HD3	1.95	0.67
46:DU:14:HIS:HD2	46:DU:32:PHE:CB	2.08	0.67
2:AB:211:ILE:O	2:AB:215:LEU:HB2	1.95	0.67
31:BA:548:A:O2'	31:BA:549:G:OP1	2.12	0.67
31:BA:943:U:OP2	41:BP:38:GLN:CD	2.33	0.67
31:BA:1448:G:H1'	31:BA:1528:A:N6	2.10	0.67
31:BA:2203:U:H1'	33:BD:151:LYS:HE2	1.75	0.67
31:BA:2746:U:H4'	37:BH:138:LYS:HB3	1.75	0.67
41:BP:108:LYS:C	41:BP:110:TYR:H	1.96	0.67
43:BR:44:LEU:HD22	43:BR:48:VAL:HG23	1.76	0.67
50:BY:28:LYS:CD	50:BY:37:VAL:HG12	2.23	0.67
6:CF:17:SER:O	6:CF:21:LEU:HD22	1.95	0.67
10:CJ:63:PHE:HB3	14:CN:57:ARG:O	1.94	0.67
15:CO:62:GLN:HA	15:CO:65:ARG:NH1	2.09	0.67

Continued on next page...

Continued from previous page...

Atom-1	Atom-2	Interatomic distance (Å)	Clash overlap (Å)
16:CP:82:GLN:N	16:CP:82:GLN:HE21	1.91	0.67
31:DA:737:C:H2'	31:DA:738:G:O5'	1.94	0.67
35:DF:63:LYS:HE2	35:DF:67:GLN:CB	2.25	0.67
36:DG:67:LYS:HD2	36:DG:67:LYS:H	1.59	0.67
37:DH:30:LYS:NZ	37:DH:81:GLU:HA	2.09	0.67
50:DY:37:VAL:HG13	50:DY:69:ALA:HA	1.76	0.67
1:AA:102:G:H2'	1:AA:103:C:C6	2.28	0.67
6:AF:21:LEU:O	6:AF:24:GLU:HB3	1.94	0.67
12:AL:83:VAL:HG11	12:AL:100:ILE:HG12	1.77	0.67
30:B8:32:LEU:C	30:B8:34:TRP:N	2.44	0.67
31:BA:825:C:C2'	31:BA:826:U:O5'	2.42	0.67
33:BD:223:GLY:HA3	33:BD:231:HIS:CE1	2.30	0.67
36:BG:7:LEU:HB2	36:BG:104:GLU:OE2	1.95	0.67
37:BH:158:HIS:NE2	37:BH:170:ARG:CA	2.56	0.67
2:CB:29:ALA:O	2:CB:32:ILE:HG22	1.93	0.67
23:D1:37:ILE:HD11	31:DA:2079:U:H4'	1.76	0.67
30:D8:32:LEU:O	30:D8:33:ASN:CB	2.40	0.67
31:DA:854:G:H2'	31:DA:855:G:C8	2.30	0.67
31:DA:2307:G:H21	31:DA:2308:G:C5'	2.07	0.67
32:DB:7:G:H4'	44:DS:29:PHE:CE1	2.29	0.67
32:DB:74:U:C2'	32:DB:75:G:H5''	2.25	0.67
33:DD:3:VAL:H	33:DD:20:ASP:HB2	1.58	0.67
35:DF:24:LEU:HB3	35:DF:25:PRO:CD	2.24	0.67
50:DY:7:VAL:HB	50:DY:8:LYS:HD2	1.76	0.67
50:DY:75:ILE:HD11	50:DY:79:CYS:C	2.15	0.67
1:AA:601:C:H2'	1:AA:602:A:H8	1.57	0.67
1:AA:688:G:H2'	1:AA:689:C:H6	1.60	0.67
8:AH:58:TYR:O	8:AH:59:LEU:HD23	1.95	0.67
9:AI:17:VAL:HG11	9:AI:81:ILE:HD13	1.75	0.67
12:AL:87:GLY:HA2	12:AL:98:TYR:HA	1.75	0.67
15:AO:62:GLN:HA	15:AO:65:ARG:NH1	2.09	0.67
31:BA:1429:G:H2'	31:BA:1430:C:C6	2.30	0.67
31:BA:1987:G:H5'	31:BA:1987:G:H8	1.60	0.67
32:BB:7:G:H4'	44:BS:29:PHE:HD1	1.58	0.67
34:BE:23:VAL:HA	34:BE:186:GLY:H	1.60	0.67
37:BH:156:ALA:C	37:BH:158:HIS:N	2.49	0.67
38:BI:88:ILE:HG22	38:BI:89:TYR:H	1.59	0.67
41:BP:57:THR:HB	41:BP:59:LEU:N	2.09	0.67
44:BS:89:ARG:O	44:BS:92:TYR:CB	2.39	0.67
1:CA:523:A:H61	12:CL:53:ARG:HH12	1.43	0.67
1:CA:748:C:H4'	1:CA:749:C:O5'	1.94	0.67

Continued on next page...

Continued from previous page...

Atom-1	Atom-2	Interatomic distance (Å)	Clash overlap (Å)
2:CB:44:LEU:H	2:CB:44:LEU:HD12	1.59	0.67
3:CC:104:GLN:NE2	3:CC:105:GLU:H	1.93	0.67
4:CD:138:TYR:C	4:CD:138:TYR:CD2	2.69	0.67
31:DA:197:A:C8	31:DA:197:A:C5'	2.68	0.67
31:DA:384:U:H2'	31:DA:385:C:H6	1.60	0.67
31:DA:662:G:P	41:DP:18:ARG:HD2	2.35	0.67
31:DA:1278:A:O2'	31:DA:1279:G:H5'	1.95	0.67
31:DA:1971:A:H1'	33:DD:240:ALA:O	1.95	0.67
35:DF:80:ALA:O	35:DF:83:PHE:HB2	1.94	0.67
39:DN:78:TYR:N	39:DN:79:PRO:HD3	2.09	0.67
42:DQ:43:THR:OG1	42:DQ:46:GLN:HG3	1.94	0.67
44:DS:87:PHE:O	44:DS:88:ASP:HB2	1.94	0.67
45:DT:100:TYR:HD2	45:DT:103:ARG:HH21	1.43	0.67
47:DV:52:VAL:O	47:DV:53:GLU:HB3	1.94	0.67
1:AA:622:A:C8	1:AA:623:C:C6	2.83	0.67
2:AB:67:THR:HG21	2:AB:155:LEU:HG	1.77	0.67
30:B8:52:LYS:N	30:B8:53:PRO:CD	2.50	0.67
31:BA:286:C:N4	31:BA:355:G:H1	1.91	0.67
31:BA:535:C:C2'	31:BA:536:A:H5'	2.25	0.67
31:BA:1146:C:C2'	31:BA:1147:C:H5'	2.25	0.67
31:BA:1418:G:OP1	31:BA:1588:C:O2'	2.13	0.67
31:BA:1719:G:C2'	31:BA:1720:U:H5'	2.25	0.67
33:BD:17:THR:HG23	33:BD:205:VAL:HB	1.75	0.67
34:BE:60:ASN:ND2	34:BE:60:ASN:N	2.42	0.67
34:BE:76:ARG:CG	34:BE:195:LEU:HD12	2.24	0.67
41:BP:47:ASP:HB3	41:BP:48:PRO:CA	2.24	0.67
47:BV:25:LEU:H	47:BV:94:LEU:CD1	2.07	0.67
47:BV:62:LEU:HD12	47:BV:96:ILE:HD13	1.76	0.67
3:CC:127:ARG:HD2	3:CC:127:ARG:N	2.10	0.67
15:CO:64:ARG:HG3	15:CO:64:ARG:HH11	1.59	0.67
28:D6:20:ASN:O	28:D6:21:TYR:CG	2.48	0.67
31:DA:1108:U:C2'	31:DA:1109:C:H5'	2.24	0.67
31:DA:1161:C:H1'	47:DV:8:GLY:O	1.95	0.67
31:DA:1783:A:C2	31:DA:2587:A:C5	2.83	0.67
31:DA:2265:U:H4'	42:DQ:13:GLN:HE22	1.60	0.67
31:DA:2542:A:H5'	31:DA:2543:G:OP1	1.95	0.67
39:DN:2:LYS:HE2	46:DU:95:LEU:HD21	1.77	0.67
49:DX:33:LYS:O	49:DX:35:THR:N	2.27	0.67
1:AA:590:C:H2'	1:AA:591:U:C6	2.30	0.66
1:AA:748:C:H4'	1:AA:749:C:O5'	1.95	0.66
1:AA:828:A:H2'	1:AA:829:G:O4'	1.94	0.66

Continued on next page...

Continued from previous page...

Atom-1	Atom-2	Interatomic distance (Å)	Clash overlap (Å)
1:AA:1072:G:H2'	1:AA:1073:U:C6	2.29	0.66
1:AA:1442:G:C8	1:AA:1442(B):A:C2	2.83	0.66
4:AD:138:TYR:HD2	4:AD:138:TYR:C	1.97	0.66
5:AE:33:VAL:HG11	5:AE:109:ILE:HA	1.77	0.66
30:B8:47:LYS:HD2	30:B8:48:PHE:O	1.95	0.66
33:BD:228:PRO:CD	33:BD:235:GLY:HA3	2.24	0.66
50:BY:10:GLY:O	50:BY:27:VAL:HG22	1.96	0.66
1:CA:102:G:C4	1:CA:103:C:C5	2.83	0.66
1:CA:1076:C:C2	1:CA:1082:G:N2	2.62	0.66
1:CA:1342:C:H1'	9:CI:124:GLN:HE22	1.59	0.66
3:CC:43:LEU:O	3:CC:47:LEU:HB3	1.95	0.66
24:D2:26:ARG:HA	24:D2:29:LYS:HE3	1.76	0.66
27:D5:32:PRO:O	27:D5:33:CYS:HB3	1.95	0.66
31:DA:271(E):U:H3	31:DA:271(S):G:H1	1.41	0.66
31:DA:1181:C:C2'	31:DA:1182:A:H5'	2.25	0.66
39:DN:91:LEU:HA	39:DN:95:PRO:HB3	1.77	0.66
39:DN:131:GLN:HG2	39:DN:133:GLN:O	1.94	0.66
41:DP:95:VAL:HA	41:DP:99:LEU:HD23	1.77	0.66
27:B5:16:ARG:HH11	27:B5:16:ARG:CG	2.04	0.66
31:BA:203:C:H3'	31:BA:204:A:H5''	1.77	0.66
31:BA:796:C:H2'	31:BA:797:C:H6	1.56	0.66
31:BA:1109:C:C5	31:BA:1110:G:C4	2.79	0.66
31:BA:2286:A:C8	31:BA:2286:A:O2'	2.48	0.66
31:BA:2723:C:H5''	43:BR:2:ARG:HD3	1.76	0.66
33:BD:65:ILE:HD11	33:BD:67:PHE:CD1	2.29	0.66
41:BP:16:ARG:HG3	41:BP:17:LYS:N	2.09	0.66
2:CB:77:ALA:HB2	2:CB:211:ILE:HD13	1.76	0.66
4:CD:91:SER:HA	4:CD:94:LEU:HD12	1.77	0.66
12:CL:83:VAL:HG11	12:CL:100:ILE:HG12	1.77	0.66
18:CR:79:LEU:HD23	18:CR:80:PRO:CD	2.22	0.66
30:D8:32:LEU:HB3	30:D8:35:GLN:H	1.59	0.66
31:DA:244:A:C2	31:DA:255:A:C4	2.83	0.66
31:DA:1882:C:H2'	31:DA:1882:C:O2	1.94	0.66
32:DB:8:U:H6	32:DB:8:U:C5'	2.07	0.66
35:DF:67:GLN:O	35:DF:67:GLN:CG	2.43	0.66
36:DG:47:LYS:HE2	36:DG:81:LYS:HB2	1.78	0.66
39:DN:74:ARG:NH2	39:DN:101:HIS:HB3	2.09	0.66
46:DU:92:ARG:NH1	46:DU:94:ASN:HD22	1.94	0.66
1:AA:102:G:C4	1:AA:103:C:C5	2.84	0.66
1:AA:509:A:H2'	1:AA:510:A:C8	2.30	0.66
1:AA:1076:C:C2	1:AA:1082:G:N2	2.64	0.66

Continued on next page...

Continued from previous page...

Atom-1	Atom-2	Interatomic distance (Å)	Clash overlap (Å)
2:AB:44:LEU:H	2:AB:44:LEU:HD12	1.58	0.66
7:AG:113:GLU:HB2	7:AG:119:ARG:CG	2.17	0.66
31:BA:661:C:H4'	41:BP:16:ARG:NH1	2.11	0.66
31:BA:1747(A):G:C2'	31:BA:1748:G:H5'	2.22	0.66
33:BD:35:LYS:HA	33:BD:64:ILE:HG22	1.77	0.66
39:BN:74:ARG:NH2	39:BN:101:HIS:HB3	2.09	0.66
51:BZ:5:LEU:HD22	51:BZ:6:LYS:N	2.11	0.66
2:CB:20:GLU:HG3	2:CB:191:ASP:HB2	1.77	0.66
2:CB:61:LEU:HA	2:CB:64:ARG:HG2	1.75	0.66
2:CB:211:ILE:O	2:CB:215:LEU:HB2	1.95	0.66
4:CD:158:ILE:HG23	4:CD:162:LEU:HD12	1.78	0.66
4:CD:172:PRO:HB2	4:CD:187:ARG:HH22	1.59	0.66
10:CJ:30:SER:OG	10:CJ:81:THR:HG22	1.95	0.66
24:D2:25:VAL:HG13	24:D2:26:ARG:CD	2.24	0.66
31:DA:2655:G:N3	31:DA:2655:G:H2'	2.08	0.66
31:DA:2661:G:C8	31:DA:2662:A:C2	2.83	0.66
38:DI:1:MET:HB2	38:DI:21:VAL:O	1.95	0.66
38:DI:52:ARG:O	38:DI:53:ALA:CB	2.37	0.66
1:AA:224:C:H2'	1:AA:225:C:H6	1.61	0.66
30:B8:6:THR:CG2	30:B8:63:PRO:HD3	2.25	0.66
1:CA:502:G:C2	1:CA:503:C:O2	2.48	0.66
31:DA:1899:G:N2	31:DA:1902:C:H5	1.93	0.66
46:DU:12:ARG:O	46:DU:15:LYS:HG2	1.95	0.66
49:DX:41:ASN:HA	49:DX:44:GLU:HG2	1.77	0.66
20:AT:48:LYS:HB3	20:AT:51:GLU:HG3	1.77	0.66
30:B8:59:LYS:HD3	41:BP:50:ARG:HB3	1.75	0.66
31:BA:1719:G:H2'	31:BA:1720:U:H5'	1.76	0.66
31:BA:2272:U:H5''	31:BA:2273:A:OP1	1.94	0.66
34:BE:33:VAL:HG12	34:BE:90:THR:H	1.58	0.66
35:BF:83:PHE:O	35:BF:85:GLY:N	2.29	0.66
38:BI:38:LEU:H	38:BI:38:LEU:HD12	1.60	0.66
43:BR:4:LEU:O	43:BR:6:SER:N	2.27	0.66
1:CA:1342:C:H4'	9:CI:125:TYR:HB3	1.77	0.66
2:CB:233:SER:HB2	2:CB:234:PRO:HD2	1.76	0.66
12:CL:41:ARG:CG	12:CL:42:THR:H	2.08	0.66
31:DA:1210:A:H5'	31:DA:1212:G:C5'	2.25	0.66
31:DA:2873:A:C2	43:DR:6:SER:HB2	2.30	0.66
35:DF:7:TYR:HD1	35:DF:8:GLN:H	1.43	0.66
35:DF:132:VAL:HG22	35:DF:133:ASN:N	2.11	0.66
36:DG:111:LEU:HA	36:DG:114:ILE:CG1	2.26	0.66
39:DN:30:ILE:O	39:DN:34:LEU:HD22	1.95	0.66

Continued on next page...

Continued from previous page...

Atom-1	Atom-2	Interatomic distance (Å)	Clash overlap (Å)
1:AA:559:A:H5''	1:AA:560:U:H3'	1.76	0.66
7:AG:116:ALA:O	7:AG:120:ILE:HG12	1.95	0.66
31:BA:445:C:O2'	31:BA:446:G:H5'	1.95	0.66
31:BA:830:G:H4'	31:BA:831:G:OP2	1.94	0.66
31:BA:1688:U:H1'	31:BA:1701:A:C6	2.30	0.66
32:BB:28:C:C2	32:BB:29:A:C8	2.83	0.66
33:BD:35:LYS:NZ	33:BD:64:ILE:O	2.25	0.66
37:BH:85:LYS:HE2	37:BH:145:ALA:HB2	1.78	0.66
46:BU:90:VAL:HG13	47:BV:39:LEU:HG	1.78	0.66
51:BZ:128:VAL:HG23	51:BZ:160:GLY:O	1.95	0.66
1:CA:64:G:H4'	1:CA:65:U:H5''	1.78	0.66
1:CA:155:C:H2'	1:CA:156:G:H8	1.60	0.66
4:CD:108:LEU:HD11	4:CD:174:LEU:HD22	1.77	0.66
9:CI:114:TYR:HD2	9:CI:114:TYR:N	1.94	0.66
31:DA:1164:G:H2'	31:DA:1165:U:C6	2.30	0.66
33:DD:71:ASP:HB3	33:DD:103:ARG:NH2	2.10	0.66
33:DD:145:VAL:HG12	33:DD:146:GLU:O	1.96	0.66
34:DE:76:ARG:CG	34:DE:195:LEU:HD12	2.25	0.66
41:DP:115:LEU:HA	41:DP:134:ALA:HB2	1.78	0.66
46:DU:49:HIS:HA	46:DU:52:ARG:HB2	1.77	0.66
48:DW:4:LYS:CB	48:DW:106:ILE:HG22	2.26	0.66
50:DY:8:LYS:HZ1	50:DY:73:ARG:HA	1.58	0.66
31:BA:271(E):U:H3	31:BA:271(S):G:H1	1.42	0.66
31:BA:571:A:C5'	31:BA:2030:A:H62	1.88	0.66
31:BA:806:C:OP2	41:BP:39:LYS:CD	2.43	0.66
32:BB:116:G:C5'	32:BB:116:G:C8	2.79	0.66
40:BO:90:GLN:O	40:BO:91:LEU:HB2	1.94	0.66
41:BP:62:LEU:H	41:BP:62:LEU:CD2	2.07	0.66
46:BU:88:ILE:O	46:BU:88:ILE:CD1	2.44	0.66
1:CA:622:A:C8	1:CA:623:C:C6	2.84	0.66
1:CA:1342:C:H1'	9:CI:124:GLN:NE2	2.09	0.66
4:CD:128:VAL:O	4:CD:130:GLY:N	2.28	0.66
31:DA:128:C:H6	31:DA:128:C:H5''	1.61	0.66
31:DA:1429:G:H2'	31:DA:1430:C:C6	2.30	0.66
33:DD:44:ASN:CB	33:DD:49:ILE:HA	2.21	0.66
33:DD:77:ALA:HB2	33:DD:97:TYR:CD2	2.31	0.66
36:DG:25:TYR:CZ	36:DG:32:PRO:HD3	2.31	0.66
41:DP:56:SER:O	41:DP:58:THR:N	2.28	0.66
49:DX:35:THR:HB	49:DX:75:ASP:OD2	1.96	0.66
1:AA:359:U:H2'	1:AA:360:A:H8	1.61	0.66
2:AB:29:ALA:O	2:AB:32:ILE:HG22	1.95	0.66

Continued on next page...

Continued from previous page...

Atom-1	Atom-2	Interatomic distance (Å)	Clash overlap (Å)
6:AF:17:SER:O	6:AF:21:LEU:HD22	1.96	0.66
18:AR:62:GLU:HA	18:AR:65:ILE:HD11	1.77	0.66
23:B1:37:ILE:HD11	31:BA:2079:U:H4'	1.76	0.66
23:B1:62:VAL:HG22	23:B1:63:ALA:N	2.10	0.66
24:B2:25:VAL:HG13	24:B2:26:ARG:HD2	1.77	0.66
31:BA:848:G:H2'	31:BA:849:A:C8	2.30	0.66
31:BA:2394:C:H2'	31:BA:2395:C:H5'	1.77	0.66
35:BF:24:LEU:HB3	35:BF:25:PRO:CD	2.24	0.66
41:BP:10:PRO:CD	41:BP:11:GLY:H	2.07	0.66
43:BR:3:HIS:O	43:BR:4:LEU:HB3	1.96	0.66
1:CA:1337:G:H5''	1:CA:1338:G:OP1	1.94	0.66
5:CE:33:VAL:HG11	5:CE:109:ILE:HA	1.78	0.66
31:DA:286:C:N4	31:DA:355:G:H1	1.92	0.66
31:DA:1210:A:H4'	31:DA:1211:U:OP2	1.95	0.66
34:DE:167:VAL:HG13	34:DE:170:LEU:HD11	1.76	0.66
35:DF:89:VAL:HG12	35:DF:90:PHE:H	1.57	0.66
36:DG:47:LYS:HG3	36:DG:82:LEU:HD11	1.76	0.66
50:DY:81:LYS:CG	50:DY:96:ILE:HG22	2.26	0.66
2:AB:28:PHE:HD1	2:AB:190:THR:HG22	1.61	0.66
2:AB:188:ALA:HB1	2:AB:192:SER:HB2	1.77	0.66
16:AP:53:VAL:HG12	16:AP:79:VAL:HG13	1.77	0.66
31:BA:511:U:C3'	31:BA:512:G:H5''	2.19	0.66
33:BD:87:ASN:N	33:BD:87:ASN:ND2	2.44	0.66
41:BP:131:SER:C	41:BP:133:SER:H	1.99	0.66
43:BR:24:GLN:NE2	43:BR:36:THR:HG21	2.08	0.66
45:BT:28:VAL:O	45:BT:29:ARG:HD3	1.96	0.66
1:CA:359:U:H2'	1:CA:360:A:H8	1.61	0.66
5:CE:57:LYS:O	5:CE:61:TYR:HD2	1.78	0.66
11:CK:34:ASP:HB2	11:CK:35:PRO:HD2	1.78	0.66
15:CO:3:ILE:O	15:CO:3:ILE:HG12	1.96	0.66
25:D3:11:SER:OG	25:D3:13:ILE:HG12	1.95	0.66
31:DA:626:U:H3	41:DP:105:LEU:HG	1.60	0.66
31:DA:780:G:H21	31:DA:783:A:H62	1.43	0.66
31:DA:1493:C:H5	31:DA:2206:G:O2'	1.77	0.66
31:DA:2402:C:H2'	31:DA:2403:C:H5'	1.78	0.66
36:DG:137:GLU:HA	36:DG:152:LEU:HD22	1.78	0.66
45:DT:13:ARG:HH21	45:DT:15:VAL:HG13	1.61	0.66
1:AA:155:C:H2'	1:AA:156:G:H8	1.61	0.66
1:AA:1342:C:H1'	9:AI:124:GLN:HE22	1.61	0.66
8:AH:10:LEU:HD13	8:AH:83:ILE:HD11	1.78	0.66
10:AJ:5:ARG:HG3	10:AJ:73:ASP:OD1	1.96	0.66

Continued on next page...

Continued from previous page...

Atom-1	Atom-2	Interatomic distance (Å)	Clash overlap (Å)
35:BF:22:ALA:CA	35:BF:26:ALA:HB2	2.26	0.66
41:BP:48:PRO:O	41:BP:49:ARG:C	2.32	0.66
45:BT:32:TYR:CG	45:BT:81:PRO:HB2	2.31	0.66
2:CB:188:ALA:HB1	2:CB:192:SER:HB2	1.77	0.66
23:D1:16:ASN:HB3	23:D1:46:LEU:CG	2.26	0.66
27:D5:2:ALA:CA	31:DA:2015:A:H1'	2.23	0.66
42:DQ:8:LYS:CD	42:DQ:9:TYR:H	2.08	0.66
47:DV:62:LEU:HB3	47:DV:98:GLU:CB	2.26	0.66
1:AA:103:C:OP2	20:AT:14:LYS:HD3	1.96	0.65
1:AA:622:A:C8	1:AA:623:C:C5	2.83	0.65
1:AA:659:U:H2'	1:AA:660:G:H5'	1.78	0.65
1:AA:667:G:H4'	15:AO:51:HIS:CE1	2.31	0.65
3:AC:100:ALA:O	3:AC:101:LEU:HB2	1.94	0.65
13:AM:92:HIS:CE1	13:AM:98:VAL:HG23	2.31	0.65
20:AT:97:ALA:O	20:AT:99:LEU:N	2.29	0.65
31:BA:404:C:H4'	31:BA:405:U:H5'	1.78	0.65
31:BA:518:G:H4'	48:BW:18:ARG:NH1	2.12	0.65
31:BA:2469:A:O2'	42:BQ:56:ARG:HG2	1.95	0.65
45:BT:13:ARG:HH21	45:BT:15:VAL:CG1	2.09	0.65
1:CA:983:A:H2	1:CA:984:C:C5	2.14	0.65
9:CI:55:ALA:HB1	9:CI:58:ARG:HD2	1.77	0.65
31:DA:649:G:H2'	31:DA:650:C:C6	2.31	0.65
31:DA:924:C:H2'	31:DA:925:C:C6	2.31	0.65
31:DA:1405:U:H2'	31:DA:1406:U:H6	1.56	0.65
31:DA:2286:A:C8	31:DA:2286:A:O2'	2.47	0.65
34:DE:117:MET:O	34:DE:117:MET:HG2	1.96	0.65
35:DF:83:PHE:O	35:DF:85:GLY:N	2.30	0.65
37:DH:35:VAL:O	37:DH:37:VAL:HG23	1.96	0.65
37:DH:158:HIS:HE2	37:DH:170:ARG:HA	1.59	0.65
49:DX:60:ARG:NH2	49:DX:74:PRO:HG2	2.11	0.65
1:AA:135:C:H2'	1:AA:136:C:H5'	1.77	0.65
1:AA:775:G:O2'	1:AA:776:G:H5'	1.96	0.65
30:B8:25:MET:HG3	41:BP:64:LYS:CB	2.26	0.65
31:BA:1171:G:H8	31:BA:1171:G:OP2	1.79	0.65
31:BA:2619:C:O2'	31:BA:2620:C:H5'	1.96	0.65
31:BA:2722:G:O2'	43:BR:5:LYS:HB2	1.96	0.65
31:BA:2759:G:H5'	31:BA:2759:G:C8	2.31	0.65
32:BB:8:U:H6	32:BB:8:U:C5'	2.08	0.65
33:BD:267:SER:O	33:BD:268:ARG:HB2	1.97	0.65
38:BI:75:LEU:HD12	38:BI:76:THR:N	2.10	0.65
41:BP:29:LYS:H	41:BP:29:LYS:CD	1.93	0.65

Continued on next page...

Continued from previous page...

Atom-1	Atom-2	Interatomic distance (Å)	Clash overlap (Å)
45:BT:29:ARG:HG3	45:BT:30:VAL:HG13	1.77	0.65
46:BU:92:ARG:HD3	46:BU:94:ASN:HB3	1.77	0.65
1:CA:66:G:H4'	1:CA:173:U:C5	2.31	0.65
1:CA:353:A:H5'	1:CA:353:A:C8	2.31	0.65
1:CA:437:U:O2'	1:CA:438:G:H5'	1.96	0.65
1:CA:559:A:H4'	1:CA:560:U:H5''	1.78	0.65
1:CA:590:C:H2'	1:CA:591:U:C6	2.31	0.65
11:CK:29:ILE:HB	11:CK:44:SER:CB	2.25	0.65
24:D2:41:ILE:HG13	31:DA:95:G:N3	2.11	0.65
28:D6:13:CYS:O	28:D6:21:TYR:HA	1.95	0.65
28:D6:16:CYS:SG	28:D6:48:VAL:HG23	2.35	0.65
31:DA:49:A:C3'	31:DA:50:U:H5'	2.25	0.65
31:DA:128:C:H2'	31:DA:129:C:O4'	1.95	0.65
31:DA:527:C:N4	31:DA:2779:U:OP2	2.29	0.65
31:DA:672:C:H2'	31:DA:673:C:C6	2.30	0.65
31:DA:1210:A:H5''	31:DA:1211:U:H3'	1.79	0.65
31:DA:1464:C:HO2'	31:DA:1528:A:H8	1.40	0.65
37:DH:106:THR:HG22	37:DH:112:PRO:HB3	1.78	0.65
39:DN:78:TYR:CE1	39:DN:79:PRO:HB3	2.31	0.65
50:DY:2:ARG:N	50:DY:4:LYS:HG2	2.11	0.65
1:AA:881:G:P	12:AL:12:ARG:HH22	2.18	0.65
1:AA:1504:G:OP1	1:AA:1507:A:H4'	1.95	0.65
16:AP:4:ILE:HB	16:AP:66:PRO:HB3	1.78	0.65
23:B1:73:LEU:HD13	23:B1:90:ILE:HG22	1.78	0.65
31:BA:708:C:O2	31:BA:708:C:H2'	1.96	0.65
31:BA:828:U:O2'	31:BA:829:A:H5'	1.96	0.65
31:BA:1164:G:H2'	31:BA:1165:U:C6	2.31	0.65
31:BA:1882:C:O2	31:BA:1882:C:H2'	1.96	0.65
38:BI:10:GLU:O	38:BI:12:LEU:HD23	1.95	0.65
38:BI:25:TYR:CD1	38:BI:30:LEU:HD11	2.31	0.65
46:BU:88:ILE:O	46:BU:88:ILE:HD13	1.96	0.65
4:CD:148:VAL:HG12	4:CD:149:ALA:N	2.12	0.65
5:CE:51:VAL:O	5:CE:55:VAL:HG23	1.96	0.65
11:CK:29:ILE:HB	11:CK:44:SER:HB3	1.77	0.65
27:D5:6:VAL:HG13	27:D5:7:PRO:HD2	1.77	0.65
30:D8:59:LYS:NZ	30:D8:59:LYS:CB	2.59	0.65
31:DA:953:A:C2'	31:DA:954:G:H5'	2.27	0.65
31:DA:2307:G:N2	31:DA:2308:G:H5'	2.11	0.65
31:DA:2476:A:C6	31:DA:2477:C:C5	2.84	0.65
34:DE:95:ILE:CD1	34:DE:95:ILE:H	2.10	0.65
34:DE:163:GLU:O	34:DE:165:VAL:HG23	1.95	0.65

Continued on next page...

Continued from previous page...

Atom-1	Atom-2	Interatomic distance (Å)	Clash overlap (Å)
35:DF:3:GLU:HB2	35:DF:20:LEU:H	1.62	0.65
35:DF:124:LEU:HD12	35:DF:125:LEU:N	2.11	0.65
49:DX:33:LYS:C	49:DX:35:THR:N	2.46	0.65
1:AA:559:A:H4'	1:AA:560:U:C5'	2.26	0.65
5:AE:57:LYS:O	5:AE:61:TYR:HD2	1.79	0.65
22:B0:39:ARG:HH21	31:BA:2355:C:H1'	1.61	0.65
27:B5:40:LYS:HE2	27:B5:46:CYS:HB3	1.78	0.65
31:BA:2632:A:N3	34:BE:61:ARG:NH1	2.44	0.65
33:BD:35:LYS:HE3	33:BD:64:ILE:C	2.17	0.65
36:BG:111:LEU:HA	36:BG:114:ILE:CG1	2.25	0.65
51:BZ:71:VAL:HG22	51:BZ:88:PHE:HE2	1.62	0.65
1:CA:750:G:N3	15:CO:23:GLY:HA3	2.11	0.65
1:CA:881:G:P	12:CL:12:ARG:HH22	2.19	0.65
4:CD:149:ALA:O	4:CD:153:ARG:HG3	1.95	0.65
10:CJ:5:ARG:HG3	10:CJ:73:ASP:OD1	1.96	0.65
30:D8:23:VAL:CG1	30:D8:46:ARG:HB3	2.26	0.65
31:DA:659:C:C5'	31:DA:659:C:C6	2.74	0.65
38:DI:123:LEU:HD23	38:DI:142:VAL:HB	1.77	0.65
42:DQ:6:ARG:O	42:DQ:7:MET:HG2	1.97	0.65
43:DR:33:ARG:CG	43:DR:115:GLU:HG3	2.26	0.65
45:DT:28:VAL:HG22	45:DT:46:GLU:HA	1.78	0.65
8:AH:77:GLU:HG3	8:AH:78:GLN:H	1.60	0.65
31:BA:117:G:H5''	31:BA:118:A:OP2	1.96	0.65
31:BA:484:C:H2'	31:BA:485:C:C6	2.32	0.65
31:BA:954:G:H5''	42:BQ:13:GLN:HG2	1.79	0.65
31:BA:1568:G:P	33:BD:63:ARG:HH22	2.19	0.65
34:BE:111:ARG:NH1	43:BR:2:ARG:HH21	1.93	0.65
37:BH:46:GLU:O	37:BH:47:GLU:HB2	1.96	0.65
41:BP:13:ASN:N	41:BP:13:ASN:HD22	1.95	0.65
47:BV:89:GLN:HE21	47:BV:91:TYR:HB2	1.61	0.65
49:BX:59:VAL:HG23	49:BX:74:PRO:HD2	1.76	0.65
51:BZ:111:VAL:HG13	51:BZ:112:ARG:N	2.11	0.65
29:D7:16:HIS:CB	29:D7:44:PRO:HG2	2.26	0.65
30:D8:25:MET:HG3	41:DP:64:LYS:HB3	1.78	0.65
31:DA:1719:G:H2'	31:DA:1720:U:H5'	1.78	0.65
32:DB:37:C:C5	32:DB:38:C:C5	2.84	0.65
33:DD:35:LYS:HG2	33:DD:64:ILE:H	1.61	0.65
36:DG:7:LEU:HB2	36:DG:104:GLU:OE2	1.97	0.65
14:AN:23:ARG:NH1	14:AN:30:ALA:HB2	2.12	0.65
24:B2:14:ARG:NH1	24:B2:57:ILE:N	2.43	0.65
31:BA:2275:C:O2	42:BQ:83:MET:HG3	1.96	0.65

Continued on next page...

Continued from previous page...

Atom-1	Atom-2	Interatomic distance (Å)	Clash overlap (Å)
33:BD:3:VAL:H	33:BD:20:ASP:HB2	1.61	0.65
33:BD:58:HIS:HD2	33:BD:59:LYS:H	1.44	0.65
39:BN:65:LYS:HA	39:BN:65:LYS:HE2	1.79	0.65
41:BP:112:LEU:HD22	41:BP:113:LYS:N	2.12	0.65
1:CA:184:G:H2'	1:CA:185:A:H8	1.61	0.65
1:CA:973:G:H3'	1:CA:974:A:H5''	1.79	0.65
31:DA:59:U:OP1	49:DX:72:LYS:HE2	1.96	0.65
31:DA:943:U:OP2	41:DP:38:GLN:OE1	2.14	0.65
31:DA:1478:G:HO2'	31:DA:1558:A:H2	1.44	0.65
34:DE:102:VAL:HA	34:DE:200:GLU:HA	1.77	0.65
37:DH:137:ASP:O	37:DH:138:LYS:CB	2.44	0.65
38:DI:75:LEU:HD12	38:DI:76:THR:N	2.11	0.65
39:DN:47:ALA:CB	39:DN:112:LEU:HD11	2.22	0.65
47:DV:1:MET:CE	47:DV:44:LYS:HB2	2.23	0.65
50:DY:28:LYS:CD	50:DY:37:VAL:HG12	2.26	0.65
1:AA:1342:C:H1'	9:AI:124:GLN:NE2	2.12	0.65
4:AD:18:LYS:HE3	4:AD:31:CYS:SG	2.36	0.65
27:B5:33:CYS:SG	27:B5:49:CYS:CB	2.85	0.65
31:BA:228:A:H2'	31:BA:230:U:O4'	1.96	0.65
31:BA:669:G:H4'	31:BA:670:A:OP2	1.94	0.65
33:BD:35:LYS:HG2	33:BD:64:ILE:H	1.61	0.65
43:BR:17:ARG:O	43:BR:20:LEU:HB3	1.96	0.65
51:BZ:10:ARG:HH21	51:BZ:26:GLY:H	1.44	0.65
1:CA:254:G:OP1	17:CQ:67:LYS:O	2.15	0.65
4:CD:62:GLN:HA	4:CD:62:GLN:NE2	2.12	0.65
23:D1:26:ARG:HB3	23:D1:34:THR:HA	1.77	0.65
31:DA:308:G:O2'	50:DY:19:LYS:HE3	1.96	0.65
31:DA:661:C:H4'	41:DP:16:ARG:NH1	2.11	0.65
32:DB:21:G:O6	32:DB:63:G:C5	2.50	0.65
49:DX:60:ARG:CZ	49:DX:74:PRO:HG2	2.27	0.65
49:DX:82:GLN:C	49:DX:85:PRO:HD2	2.15	0.65
1:AA:827:U:H5''	1:AA:828:A:OP2	1.97	0.65
1:AA:939:G:H5''	7:AG:102:ARG:HH12	1.62	0.65
1:AA:1096:C:H2'	1:AA:1097:C:H6	1.61	0.65
2:AB:22:LYS:NZ	2:AB:40:HIS:HE1	1.94	0.65
24:B2:33:MET:HG2	49:BX:11:PRO:HD3	1.78	0.65
31:BA:197:A:C8	31:BA:197:A:C5'	2.72	0.65
31:BA:1833:U:H2'	31:BA:1834:U:C6	2.30	0.65
31:BA:1946:U:H2'	31:BA:1947:C:H6	1.59	0.65
31:BA:2317:C:H2'	31:BA:2318:G:C5'	2.20	0.65
33:BD:267:SER:C	33:BD:269:PHE:N	2.49	0.65

Continued on next page...

Continued from previous page...

Atom-1	Atom-2	Interatomic distance (Å)	Clash overlap (Å)
34:BE:134:ILE:HG12	34:BE:134:ILE:O	1.96	0.65
45:BT:78:LEU:O	45:BT:78:LEU:HD23	1.97	0.65
1:CA:409:G:H2'	1:CA:410:G:H5'	1.78	0.65
1:CA:963:G:H21	10:CJ:55:LYS:CE	2.09	0.65
1:CA:1106:G:H5''	3:CC:172:ARG:HG2	1.79	0.65
4:CD:13:ARG:O	4:CD:15:GLU:N	2.30	0.65
28:D6:51:GLU:O	28:D6:52:VAL:HB	1.95	0.65
31:DA:92:A:H2'	31:DA:93:G:O4'	1.97	0.65
31:DA:830:G:H4'	31:DA:831:G:OP2	1.97	0.65
31:DA:979:G:H3'	31:DA:980:A:H5''	1.79	0.65
31:DA:1047:G:N2	31:DA:1111:A:H62	1.95	0.65
31:DA:1163:G:H5'	47:DV:92:THR:HG21	1.78	0.65
31:DA:1639:U:C2'	31:DA:1640:C:H5''	2.25	0.65
32:DB:116:G:C5'	32:DB:116:G:C8	2.80	0.65
35:DF:183:VAL:O	35:DF:187:VAL:HG23	1.96	0.65
48:DW:82:LEU:HG	48:DW:84:ARG:HH21	1.61	0.65
1:AA:543:C:C2	1:AA:544:G:C8	2.85	0.65
1:AA:1497:G:H2'	1:AA:1498:U:H5'	1.77	0.65
31:BA:626:U:N3	41:BP:105:LEU:HG	2.11	0.65
33:BD:228:PRO:HD3	33:BD:235:GLY:HA3	1.76	0.65
35:BF:205:ARG:O	35:BF:206:ILE:HG13	1.97	0.65
49:BX:78:LYS:O	49:BX:78:LYS:HD3	1.96	0.65
51:BZ:29:TYR:HE2	51:BZ:87:ASP:HB2	1.61	0.65
2:CB:178:ARG:NH2	8:CH:74:PRO:HG3	2.11	0.65
4:CD:126:ILE:HG22	4:CD:127:THR:H	1.60	0.65
12:CL:55:VAL:HG12	12:CL:56:ALA:H	1.62	0.65
30:D8:58:ILE:HG22	41:DP:49:ARG:HD2	1.79	0.65
31:DA:102:G:O2'	31:DA:103:A:P	2.55	0.65
31:DA:806:C:OP2	41:DP:39:LYS:CD	2.45	0.65
35:DF:66:PRO:O	35:DF:67:GLN:HB3	1.97	0.65
39:DN:2:LYS:HE2	46:DU:95:LEU:CD2	2.27	0.65
39:DN:128:HIS:NE2	39:DN:131:GLN:HB2	2.12	0.65
47:DV:5:VAL:HG23	47:DV:36:PRO:HB2	1.79	0.65
1:AA:1162:C:H2'	1:AA:1163:C:C6	2.32	0.65
2:AB:114:ARG:HD2	2:AB:141:GLU:OE1	1.96	0.65
23:B1:73:LEU:HD11	23:B1:94:LEU:HG	1.79	0.65
31:BA:92:A:H2'	31:BA:93:G:O4'	1.97	0.65
31:BA:1497:U:H3	31:BA:1578:U:P	2.20	0.65
31:BA:1987:G:H5'	31:BA:1987:G:C8	2.32	0.65
42:BQ:16:ARG:HH11	42:BQ:16:ARG:HB2	1.62	0.65
45:BT:58:ASN:C	45:BT:58:ASN:HD22	2.00	0.65

Continued on next page...

Continued from previous page...

Atom-1	Atom-2	Interatomic distance (Å)	Clash overlap (Å)
1:CA:963:G:H21	10:CJ:55:LYS:HE2	1.61	0.65
1:CA:1117:G:H4'	9:CI:104:ARG:CZ	2.27	0.65
2:CB:165:VAL:HG23	2:CB:166:ASP:H	1.62	0.65
8:CH:77:GLU:HG3	8:CH:78:GLN:N	2.10	0.65
9:CI:97:LYS:HB3	9:CI:98:PRO:HD3	1.79	0.65
12:CL:8:ASN:ND2	17:CQ:34:LYS:HE2	2.08	0.65
22:D0:43:THR:HG22	31:DA:2331:G:O3'	1.96	0.65
22:D0:74:ARG:NH2	32:DB:13:A:OP2	2.30	0.65
24:D2:14:ARG:NH1	24:D2:57:ILE:N	2.44	0.65
30:D8:6:THR:HG22	30:D8:63:PRO:HD3	1.78	0.65
31:DA:825:C:H2'	31:DA:826:U:O5'	1.98	0.65
31:DA:2236:C:H2'	31:DA:2237:G:H5'	1.76	0.65
31:DA:2394:C:H2'	31:DA:2395:C:H5'	1.79	0.65
42:DQ:54:MET:HG3	42:DQ:117:ALA:HB1	1.79	0.65
45:DT:128:GLU:C	45:DT:130:ALA:H	1.99	0.65
1:AA:450:G:H5''	16:AP:41:PRO:O	1.97	0.64
1:AA:820:U:H4'	1:AA:821:G:OP2	1.97	0.64
1:AA:946:A:H2'	1:AA:947:G:H8	1.62	0.64
1:AA:1321:C:H5'	1:AA:1322:C:H5''	1.78	0.64
1:AA:1442(A):G:H8	45:BT:118:ARG:NH1	1.95	0.64
2:AB:187:LEU:HD13	2:AB:187:LEU:O	1.95	0.64
5:AE:80:ILE:HD11	5:AE:138:ALA:HB1	1.79	0.64
13:AM:46:LYS:HG3	13:AM:47:ASP:H	1.61	0.64
31:BA:84:A:H5'	50:BY:9:LYS:HD2	1.79	0.64
31:BA:2870:C:C2'	31:BA:2871:C:H5'	2.27	0.64
33:BD:35:LYS:CG	33:BD:64:ILE:N	2.58	0.64
39:BN:129:PRO:O	39:BN:130:HIS:HB2	1.96	0.64
40:BO:63:VAL:HG13	40:BO:84:ALA:HA	1.80	0.64
41:BP:107:LYS:O	41:BP:109:GLY:N	2.29	0.64
49:BX:65:ARG:O	49:BX:66:LEU:HB2	1.97	0.64
1:CA:775:G:H2'	1:CA:776:G:H5'	1.79	0.64
7:CG:26:PHE:O	7:CG:30:ILE:HG12	1.96	0.64
9:CI:103:THR:HG22	9:CI:105:ASP:H	1.63	0.64
31:DA:151:C:O2'	31:DA:152:G:H5'	1.97	0.64
33:DD:27:THR:HG23	33:DD:28:GLU:N	2.13	0.64
33:DD:35:LYS:HE3	33:DD:64:ILE:C	2.18	0.64
41:DP:16:ARG:CZ	41:DP:16:ARG:HB2	2.27	0.64
45:DT:29:ARG:CG	45:DT:84:GLN:HG3	2.27	0.64
50:DY:45:VAL:HG11	50:DY:62:GLU:H	1.62	0.64
1:AA:450:G:OP1	16:AP:43:LYS:NZ	2.30	0.64
2:AB:116:GLU:HA	2:AB:119:GLU:CB	2.28	0.64

Continued on next page...

Continued from previous page...

Atom-1	Atom-2	Interatomic distance (Å)	Clash overlap (Å)
4:AD:158:ILE:HG23	4:AD:162:LEU:HD12	1.80	0.64
23:B1:10:LYS:O	23:B1:13:ILE:HG23	1.96	0.64
31:BA:588:U:H2'	31:BA:589:C:C6	2.33	0.64
31:BA:1336:A:H2'	31:BA:1337:G:C8	2.32	0.64
31:BA:1784:A:H4'	31:BA:1785:A:O5'	1.97	0.64
32:BB:21:G:O2'	32:BB:22:U:P	2.54	0.64
39:BN:63:THR:O	39:BN:64:GLY:O	2.15	0.64
39:BN:78:TYR:CD1	39:BN:79:PRO:HB3	2.32	0.64
1:CA:327:A:C4	1:CA:329:A:C8	2.85	0.64
1:CA:622:A:C8	1:CA:623:C:C5	2.86	0.64
3:CC:134:ILE:HG23	3:CC:151:VAL:HB	1.79	0.64
4:CD:20:TYR:CD2	4:CD:26:CYS:HB3	2.33	0.64
18:CR:62:GLU:HA	18:CR:65:ILE:HD11	1.79	0.64
20:CT:48:LYS:HB3	20:CT:51:GLU:HG3	1.79	0.64
31:DA:176:G:O2'	31:DA:177:G:H5'	1.97	0.64
31:DA:2052:G:C8	34:DE:141:ILE:HD11	2.32	0.64
31:DA:2712:U:O2	31:DA:2712:U:H5''	1.97	0.64
31:DA:2723:C:H5''	43:DR:2:ARG:CD	2.27	0.64
31:DA:2733:A:C2'	31:DA:2734:A:H5''	2.27	0.64
35:DF:63:LYS:HE2	35:DF:67:GLN:HB2	1.77	0.64
40:DO:63:VAL:HG13	40:DO:84:ALA:HA	1.79	0.64
40:DO:90:GLN:O	40:DO:91:LEU:HB2	1.96	0.64
41:DP:112:LEU:HD22	41:DP:113:LYS:N	2.13	0.64
4:AD:138:TYR:C	4:AD:138:TYR:CD2	2.70	0.64
8:AH:97:VAL:O	8:AH:100:ILE:HG13	1.96	0.64
9:AI:61:ALA:HB1	9:AI:63:ILE:HD11	1.78	0.64
12:AL:55:VAL:HG12	12:AL:56:ALA:H	1.62	0.64
15:AO:3:ILE:HD13	15:AO:3:ILE:H	1.63	0.64
28:B6:15:GLU:OE1	28:B6:43:CYS:HB2	1.98	0.64
31:BA:518:G:H2'	31:BA:519:U:C6	2.32	0.64
31:BA:587:C:C4'	31:BA:588:U:OP2	2.45	0.64
35:BF:18:ARG:CG	35:BF:19:GLU:H	2.10	0.64
38:BI:63:ALA:HB3	38:BI:64:GLU:OE1	1.97	0.64
42:BQ:54:MET:HG3	42:BQ:117:ALA:HB1	1.79	0.64
45:BT:128:GLU:C	45:BT:130:ALA:H	2.00	0.64
46:BU:12:ARG:O	46:BU:15:LYS:HG2	1.98	0.64
47:BV:36:PRO:CG	47:BV:62:LEU:HD11	2.27	0.64
49:BX:60:ARG:NH2	49:BX:74:PRO:HG2	2.13	0.64
1:CA:159:G:H2'	1:CA:161:A:OP2	1.97	0.64
1:CA:1109:C:H2'	1:CA:1110:A:O4'	1.97	0.64
15:CO:87:ILE:HG22	15:CO:88:ARG:H	1.60	0.64

Continued on next page...

Continued from previous page...

Atom-1	Atom-2	Interatomic distance (Å)	Clash overlap (Å)
28:D6:44:ARG:O	28:D6:45:LYS:HG2	1.98	0.64
31:DA:1784:A:H4'	31:DA:1785:A:O5'	1.97	0.64
35:DF:65:TRP:HZ3	35:DF:73:ALA:O	1.79	0.64
41:DP:17:LYS:O	41:DP:17:LYS:HG2	1.96	0.64
42:DQ:34:LEU:HD11	42:DQ:129:THR:HB	1.80	0.64
42:DQ:141:GLN:NE2	51:DZ:72:ARG:HG2	2.12	0.64
43:DR:67:LEU:HD13	43:DR:76:VAL:HG21	1.79	0.64
44:DS:16:ASN:O	44:DS:19:LYS:HB3	1.97	0.64
50:DY:96:ILE:HB	50:DY:99:CYS:HB3	1.79	0.64
51:DZ:128:VAL:HG23	51:DZ:160:GLY:O	1.97	0.64
1:AA:15:G:H4'	5:AE:24:ARG:NH1	2.10	0.64
1:AA:105:G:H2'	1:AA:106:C:C6	2.32	0.64
1:AA:437:U:C5	1:AA:438:G:N7	2.65	0.64
1:AA:1342:C:H4'	9:AI:125:TYR:HB3	1.78	0.64
4:AD:149:ALA:O	4:AD:153:ARG:HG3	1.96	0.64
25:B3:54:VAL:CG1	25:B3:55:ARG:N	2.59	0.64
30:B8:35:GLN:HA	31:BA:2420:C:P	2.38	0.64
31:BA:528:A:H5''	31:BA:528:A:C8	2.32	0.64
31:BA:2712(A):A:H5''	31:BA:2713:A:OP2	1.96	0.64
36:BG:47:LYS:HE2	36:BG:81:LYS:HB2	1.78	0.64
41:BP:71:VAL:CG1	41:BP:72:PRO:HD3	2.27	0.64
41:BP:86:LYS:HB3	41:BP:118:GLY:HA3	1.79	0.64
43:BR:87:TYR:O	43:BR:89:ASP:N	2.27	0.64
49:BX:35:THR:HB	49:BX:75:ASP:OD2	1.97	0.64
49:BX:60:ARG:CZ	49:BX:74:PRO:HG2	2.26	0.64
1:CA:376:G:OP2	16:CP:67:THR:HG21	1.98	0.64
1:CA:437:U:H5''	4:CD:155:LEU:HD13	1.79	0.64
2:CB:22:LYS:NZ	2:CB:40:HIS:HE1	1.94	0.64
31:DA:588:U:OP2	31:DA:588:U:C6	2.50	0.64
31:DA:675:A:C4	31:DA:804:A:C2	2.85	0.64
31:DA:2280:G:C2'	31:DA:2281:C:H5'	2.28	0.64
33:DD:130:ALA:C	33:DD:131:LEU:HD12	2.18	0.64
38:DI:52:ARG:HA	38:DI:52:ARG:NE	2.11	0.64
39:DN:9:VAL:HG11	39:DN:39:ARG:NH2	2.12	0.64
39:DN:40:PRO:CA	46:DU:64:ARG:NH2	2.58	0.64
45:DT:29:ARG:HG3	45:DT:84:GLN:HG3	1.79	0.64
46:DU:65:ILE:HG12	46:DU:96:ALA:HB1	1.79	0.64
47:DV:69:LYS:HB2	47:DV:93:GLU:CD	2.18	0.64
51:DZ:111:VAL:HG13	51:DZ:112:ARG:N	2.13	0.64
1:AA:254:G:OP1	17:AQ:67:LYS:O	2.15	0.64
1:AA:409:G:H2'	1:AA:410:G:H5'	1.79	0.64

Continued on next page...

Continued from previous page...

Atom-1	Atom-2	Interatomic distance (Å)	Clash overlap (Å)
1:AA:502:G:C2	1:AA:503:C:O2	2.50	0.64
1:AA:992:U:H1'	1:AA:993:G:OP2	1.97	0.64
1:AA:1172:C:H2'	1:AA:1173:G:H8	1.62	0.64
1:AA:1316:G:H2'	1:AA:1317:C:H5''	1.80	0.64
17:AQ:22:LEU:HD12	17:AQ:23:VAL:N	2.13	0.64
18:AR:43:PHE:C	18:AR:44:LEU:HD12	2.18	0.64
24:B2:48:HIS:NE2	31:BA:75:G:H4'	2.13	0.64
29:B7:16:HIS:HB2	29:B7:44:PRO:HG2	1.79	0.64
29:B7:47:ARG:C	29:B7:48:LYS:HD3	2.18	0.64
31:BA:196:A:O4'	41:BP:46:LYS:HE2	1.96	0.64
31:BA:875:G:C4'	51:BZ:170:THR:HG21	2.24	0.64
31:BA:2250:G:C4	42:BQ:82:ARG:HD2	2.32	0.64
37:BH:158:HIS:HE2	37:BH:170:ARG:CA	2.11	0.64
38:BI:108:THR:C	38:BI:109:ILE:HG13	2.17	0.64
41:BP:121:LYS:CD	25:D3:2:PRO:HD3	2.28	0.64
41:BP:131:SER:O	41:BP:133:SER:N	2.30	0.64
45:BT:29:ARG:CG	45:BT:84:GLN:HG3	2.28	0.64
1:CA:688:G:H2'	1:CA:689:C:H6	1.62	0.64
2:CB:28:PHE:HD1	2:CB:190:THR:HG22	1.63	0.64
17:CQ:22:LEU:HD12	17:CQ:23:VAL:N	2.13	0.64
28:D6:10:LEU:N	28:D6:10:LEU:HD22	2.10	0.64
31:DA:1225:G:OP1	47:DV:88:ARG:HB3	1.98	0.64
31:DA:1719:G:C2'	31:DA:1720:U:H5'	2.28	0.64
31:DA:2571:C:C5'	31:DA:2572:A:H5''	2.28	0.64
31:DA:2753:A:O2'	31:DA:2754:U:H5'	1.97	0.64
35:DF:9:ILE:HG12	35:DF:14:PRO:C	2.17	0.64
37:DH:84:SER:O	37:DH:85:LYS:HB3	1.97	0.64
37:DH:156:ALA:C	37:DH:158:HIS:N	2.51	0.64
38:DI:63:ALA:HB3	38:DI:64:GLU:OE1	1.97	0.64
45:DT:29:ARG:HG3	45:DT:30:VAL:HG13	1.77	0.64
50:DY:45:VAL:CG1	50:DY:62:GLU:H	2.10	0.64
1:AA:983:A:H2	1:AA:984:C:C5	2.16	0.64
1:AA:1109:C:H2'	1:AA:1110:A:O4'	1.96	0.64
2:AB:20:GLU:HG3	2:AB:191:ASP:HB2	1.79	0.64
2:AB:22:LYS:HZ3	2:AB:22:LYS:HA	1.62	0.64
2:AB:77:ALA:HB2	2:AB:211:ILE:HD13	1.79	0.64
2:AB:194:PRO:O	2:AB:196:LEU:N	2.30	0.64
9:AI:103:THR:HG22	9:AI:105:ASP:H	1.62	0.64
16:AP:45:THR:HG23	16:AP:46:PRO:HD2	1.79	0.64
23:B1:26:ARG:HB3	23:B1:34:THR:HA	1.79	0.64
29:B7:43:THR:HG23	29:B7:44:PRO:HD2	1.79	0.64

Continued on next page...

Continued from previous page...

Atom-1	Atom-2	Interatomic distance (Å)	Clash overlap (Å)
31:BA:102:G:O2'	31:BA:103:A:P	2.54	0.64
31:BA:966:G:H2'	31:BA:967:C:C6	2.32	0.64
32:BB:74:U:C2'	32:BB:75:G:H5''	2.28	0.64
35:BF:9:ILE:HG12	35:BF:14:PRO:C	2.17	0.64
38:BI:109:ILE:HG22	38:BI:130:TYR:OH	1.97	0.64
41:BP:17:LYS:O	41:BP:17:LYS:CG	2.44	0.64
45:BT:42:ILE:HD13	45:BT:83:ILE:HD11	1.80	0.64
47:BV:28:GLU:HG3	47:BV:29:PRO:HD3	1.77	0.64
1:CA:250:A:H1'	1:CA:251:G:OP2	1.97	0.64
1:CA:579:G:C4	1:CA:580:U:C5	2.85	0.64
1:CA:939:G:H5''	7:CG:102:ARG:HH12	1.63	0.64
3:CC:73:PRO:O	3:CC:76:VAL:HG22	1.97	0.64
9:CI:61:ALA:HB1	9:CI:63:ILE:HD11	1.78	0.64
12:CL:102:ARG:HH11	12:CL:102:ARG:HG2	1.61	0.64
13:CM:46:LYS:HG3	13:CM:47:ASP:H	1.62	0.64
30:D8:32:LEU:HD23	30:D8:35:GLN:HA	1.79	0.64
30:D8:47:LYS:HD2	30:D8:48:PHE:O	1.96	0.64
31:DA:2199:A:H2'	31:DA:2199:A:N3	2.12	0.64
31:DA:2759:G:C8	31:DA:2759:G:H5'	2.33	0.64
31:DA:2807:G:H3'	31:DA:2808:U:H5''	1.79	0.64
31:DA:2876:G:H4'	45:DT:3:ARG:HD3	1.79	0.64
33:DD:8:PRO:HB3	33:DD:14:ARG:HB3	1.78	0.64
34:DE:33:VAL:HG12	34:DE:90:THR:H	1.62	0.64
40:DO:60:ALA:HB2	40:DO:86:ILE:HA	1.78	0.64
42:DQ:8:LYS:HD2	42:DQ:9:TYR:N	2.13	0.64
42:DQ:17:LEU:N	42:DQ:17:LEU:HD23	2.12	0.64
45:DT:107:ASP:H	45:DT:110:ILE:HG13	1.63	0.64
3:AC:104:GLN:CD	3:AC:105:GLU:H	2.01	0.64
3:AC:104:GLN:NE2	3:AC:105:GLU:H	1.95	0.64
4:AD:128:VAL:O	4:AD:130:GLY:N	2.30	0.64
27:B5:32:PRO:O	27:B5:33:CYS:HB3	1.97	0.64
31:BA:1478:G:C2'	31:BA:1479:G:H5'	2.28	0.64
31:BA:2314:C:O2'	31:BA:2315:G:H5'	1.98	0.64
42:BQ:8:LYS:CG	42:BQ:9:TYR:H	2.11	0.64
45:BT:78:LEU:O	45:BT:79:HIS:ND1	2.31	0.64
48:BW:88:ARG:HB3	48:BW:92:ARG:HB3	1.78	0.64
1:CA:386:C:O2'	1:CA:387:U:H5'	1.97	0.64
6:CF:63:TYR:N	6:CF:63:TYR:HD2	1.95	0.64
7:CG:40:ALA:O	7:CG:44:TYR:CD1	2.51	0.64
10:CJ:39:PRO:HB3	10:CJ:70:ARG:HH12	1.62	0.64
31:DA:996:A:C4'	46:DU:92:ARG:NE	2.58	0.64

Continued on next page...

Continued from previous page...

Atom-1	Atom-2	Interatomic distance (Å)	Clash overlap (Å)
34:DE:203:LYS:O	34:DE:203:LYS:HD2	1.97	0.64
38:DI:108:THR:C	38:DI:109:ILE:HG13	2.18	0.64
50:DY:47:LYS:HB3	50:DY:47:LYS:HZ3	1.61	0.64
10:AJ:30:SER:OG	10:AJ:81:THR:HG22	1.96	0.64
28:B6:16:CYS:SG	28:B6:48:VAL:HG23	2.37	0.64
28:B6:36:LEU:HD13	28:B6:50:ARG:CZ	2.28	0.64
31:BA:669:G:C8	31:BA:669:G:O2'	2.50	0.64
31:BA:1040:C:O2'	31:BA:1041:C:P	2.56	0.64
31:BA:1779:U:C5	31:BA:1784:A:N7	2.61	0.64
31:BA:2012:G:H4'	48:BW:96:ILE:CD1	2.20	0.64
34:BE:154:LYS:HA	34:BE:154:LYS:HE3	1.80	0.64
36:BG:137:GLU:HA	36:BG:152:LEU:HD22	1.79	0.64
42:BQ:54:MET:HB3	42:BQ:64:ILE:HD11	1.79	0.64
45:BT:65:LYS:CE	45:BT:66:VAL:H	2.10	0.64
3:CC:104:GLN:CD	3:CC:105:GLU:H	2.00	0.64
5:CE:101:ILE:HD13	5:CE:118:ILE:O	1.97	0.64
12:CL:55:VAL:HG12	12:CL:56:ALA:N	2.12	0.64
24:D2:33:MET:HG2	49:DX:11:PRO:HD3	1.78	0.64
30:D8:35:GLN:HA	31:DA:2420:C:OP2	1.98	0.64
31:DA:9:U:C4	31:DA:2629:A:N6	2.66	0.64
31:DA:329:G:OP2	50:DY:71:LYS:HE3	1.98	0.64
31:DA:918:A:H5''	32:DB:98:G:O2'	1.98	0.64
31:DA:1987:G:C8	31:DA:1987:G:H5'	2.31	0.64
31:DA:2263:C:O2'	31:DA:2264:C:H5'	1.97	0.64
34:DE:38:THR:HG22	34:DE:40:GLU:N	2.12	0.64
41:DP:48:PRO:O	41:DP:49:ARG:C	2.35	0.64
50:DY:46:LYS:HB2	50:DY:47:LYS:HE2	1.78	0.64
1:AA:1392:G:O2'	1:AA:1393:U:H5'	1.97	0.64
4:AD:8:VAL:HB	4:AD:21:LEU:HD12	1.79	0.64
30:B8:39:LYS:CE	30:B8:39:LYS:O	2.46	0.64
31:BA:2759:G:C5'	31:BA:2759:G:H8	2.11	0.64
31:BA:2807:G:H3'	31:BA:2808:U:H5''	1.79	0.64
33:BD:266:SER:O	33:BD:267:SER:CB	2.45	0.64
34:BE:111:ARG:HG3	43:BR:2:ARG:HG3	1.80	0.64
37:BH:35:VAL:O	37:BH:37:VAL:HG23	1.97	0.64
40:BO:2:ILE:HD12	40:BO:6:THR:HG21	1.80	0.64
45:BT:27:THR:O	45:BT:28:VAL:HG23	1.97	0.64
49:BX:70:LEU:O	49:BX:71:GLY:O	2.14	0.64
50:BY:76:CYS:SG	50:BY:77:PRO:CD	2.82	0.64
51:BZ:101:PRO:HA	51:BZ:123:ASP:HB3	1.79	0.64
4:CD:8:VAL:HB	4:CD:21:LEU:HD12	1.80	0.64

Continued on next page...

Continued from previous page...

Atom-1	Atom-2	Interatomic distance (Å)	Clash overlap (Å)
6:CF:82:ARG:HA	6:CF:82:ARG:HH11	1.63	0.64
30:D8:32:LEU:HB3	30:D8:34:TRP:N	2.12	0.64
31:DA:1963:U:H4'	31:DA:1964:G:OP1	1.98	0.64
40:DO:66:LYS:H	40:DO:82:ASN:HD22	1.46	0.64
1:AA:1225:A:H2'	1:AA:1225:A:N3	2.13	0.64
6:AF:18:GLN:HA	6:AF:21:LEU:CD2	2.28	0.64
17:AQ:59:ILE:CG2	17:AQ:71:PHE:HB3	2.28	0.64
30:B8:4:MET:SD	30:B8:61:LEU:HD12	2.38	0.64
31:BA:1747(A):G:C2'	31:BA:1748:G:C5'	2.76	0.64
31:BA:1986:A:O2'	31:BA:1987:G:H5''	1.98	0.64
31:BA:2661:G:C8	31:BA:2662:A:C2	2.85	0.64
34:BE:116:VAL:CG1	34:BE:122:PHE:CD2	2.81	0.64
35:BF:63:LYS:HE2	35:BF:67:GLN:CB	2.27	0.64
35:BF:160:ASN:C	35:BF:160:ASN:HD22	2.02	0.64
36:BG:71:THR:HG22	36:BG:72:ARG:N	2.13	0.64
41:BP:56:SER:O	41:BP:58:THR:N	2.31	0.64
44:BS:85:VAL:CG2	44:BS:106:ARG:HB2	2.19	0.64
45:BT:102:ILE:HB	45:BT:110:ILE:HD13	1.81	0.64
49:BX:83:VAL:O	49:BX:84:ALA:HB3	1.96	0.64
50:BY:95:LYS:HE2	50:BY:101:LYS:HA	1.79	0.64
1:CA:103:C:OP2	20:CT:14:LYS:HD3	1.97	0.64
15:CO:39:LEU:HD13	15:CO:56:LEU:HB2	1.80	0.64
25:D3:54:VAL:CG1	25:D3:55:ARG:N	2.60	0.64
34:DE:23:VAL:HA	34:DE:186:GLY:H	1.63	0.64
45:DT:58:ASN:HD22	45:DT:58:ASN:C	2.02	0.64
48:DW:59:VAL:CG1	48:DW:60:ASN:N	2.58	0.64
50:DY:2:ARG:C	50:DY:4:LYS:H	2.02	0.64
51:DZ:39:VAL:CG2	51:DZ:44:PHE:HB2	2.27	0.64
1:AA:952:U:H2'	1:AA:953:G:H8	1.63	0.63
31:BA:49:A:C3'	31:BA:50:U:H5'	2.28	0.63
31:BA:1799:G:N7	33:BD:179:SER:OG	2.23	0.63
31:BA:2199:A:H2'	31:BA:2199:A:N3	2.13	0.63
31:BA:2571:C:C5'	31:BA:2572:A:H5''	2.28	0.63
33:BD:106:ILE:O	33:BD:106:ILE:HD13	1.97	0.63
34:BE:46:ALA:HA	34:BE:82:ARG:O	1.97	0.63
41:BP:113:LYS:HE3	41:BP:130:PHE:O	1.99	0.63
45:BT:107:ASP:H	45:BT:110:ILE:HG13	1.63	0.63
49:BX:65:ARG:CZ	49:BX:66:LEU:H	2.10	0.63
50:BY:60:PHE:HA	50:BY:62:GLU:OE2	1.97	0.63
24:D2:26:ARG:NH1	24:D2:29:LYS:HE2	2.12	0.63
30:D8:59:LYS:HD2	41:DP:50:ARG:HB3	1.78	0.63

Continued on next page...

Continued from previous page...

Atom-1	Atom-2	Interatomic distance (Å)	Clash overlap (Å)
31:DA:404:C:H4'	31:DA:405:U:H5'	1.78	0.63
31:DA:588:U:OP2	31:DA:588:U:H6	1.80	0.63
31:DA:825:C:C2'	31:DA:826:U:O5'	2.46	0.63
31:DA:1171:G:C8	31:DA:1173:G:H1'	2.33	0.63
31:DA:1209:G:H21	31:DA:1210:A:N6	1.95	0.63
31:DA:2632:A:N3	34:DE:61:ARG:NH1	2.46	0.63
33:DD:211:ARG:O	33:DD:215:LEU:HG	1.98	0.63
34:DE:137:HIS:HB3	34:DE:138:PRO:CD	2.28	0.63
41:DP:13:ASN:N	41:DP:13:ASN:HD22	1.96	0.63
41:DP:107:LYS:O	41:DP:109:GLY:N	2.30	0.63
42:DQ:16:ARG:HB2	42:DQ:16:ARG:HH11	1.61	0.63
44:DS:66:ALA:O	44:DS:67:ARG:CB	2.45	0.63
47:DV:51:VAL:HG12	47:DV:52:VAL:N	2.12	0.63
48:DW:13:SER:HB3	48:DW:16:LYS:HD3	1.78	0.63
48:DW:18:ARG:HH11	48:DW:18:ARG:CG	2.12	0.63
3:AC:34:LEU:O	3:AC:38:ARG:HG2	1.98	0.63
3:AC:43:LEU:O	3:AC:47:LEU:HB3	1.97	0.63
4:AD:12:CYS:HA	4:AD:19:LEU:CD1	2.28	0.63
9:AI:55:ALA:HB1	9:AI:58:ARG:HD2	1.79	0.63
23:B1:65:SER:H	23:B1:67:ILE:CD1	2.12	0.63
31:BA:814:C:C5	41:BP:27:HIS:CE1	2.87	0.63
31:BA:1171:G:C8	31:BA:1173:G:H1'	2.33	0.63
31:BA:1359:A:H2'	31:BA:1360:A:H5'	1.79	0.63
31:BA:2236:C:C2'	31:BA:2237:G:H5'	2.28	0.63
34:BE:24:THR:HG21	34:BE:188:VAL:HG13	1.79	0.63
41:BP:114:ILE:HG13	41:BP:115:LEU:N	2.13	0.63
1:CA:1096:C:H2'	1:CA:1097:C:H6	1.63	0.63
1:CA:1316:G:H2'	1:CA:1317:C:H5''	1.79	0.63
3:CC:6:HIS:NE2	3:CC:184:TYR:HE2	1.96	0.63
5:CE:76:ILE:HG12	5:CE:77:PRO:HD2	1.79	0.63
16:CP:6:LEU:HD23	16:CP:17:TYR:CG	2.33	0.63
31:DA:228:A:H2'	31:DA:230:U:O4'	1.98	0.63
31:DA:247:G:H4'	31:DA:386:G:C5	2.33	0.63
31:DA:1204:A:N1	31:DA:1241:A:C2	2.66	0.63
31:DA:1526:G:C6	31:DA:1527:G:C2	2.87	0.63
31:DA:2464:C:O2'	31:DA:2465:C:P	2.56	0.63
33:DD:52:ARG:NH1	33:DD:53:PHE:HE2	1.96	0.63
33:DD:169:GLU:HG3	33:DD:174:ILE:HD11	1.78	0.63
43:DR:34:ILE:HG22	43:DR:114:VAL:HB	1.80	0.63
45:DT:42:ILE:O	45:DT:42:ILE:HG13	1.96	0.63
45:DT:65:LYS:CE	45:DT:66:VAL:H	2.11	0.63

Continued on next page...

Continued from previous page...

Atom-1	Atom-2	Interatomic distance (Å)	Clash overlap (Å)
47:DV:62:LEU:HD22	47:DV:98:GLU:CB	2.28	0.63
51:DZ:19:ARG:HH11	51:DZ:19:ARG:HG2	1.62	0.63
12:AL:55:VAL:HG12	12:AL:56:ALA:N	2.14	0.63
23:B1:17:SER:O	23:B1:44:PRO:CD	2.40	0.63
31:BA:659:C:C5'	31:BA:659:C:C6	2.74	0.63
33:BD:130:ALA:C	33:BD:131:LEU:HD12	2.18	0.63
34:BE:14:ILE:HG12	34:BE:21:VAL:HG23	1.80	0.63
37:BH:155:SER:O	37:BH:155:SER:OG	2.15	0.63
38:BI:14:ASP:HB2	38:BI:17:GLN:OE1	1.98	0.63
39:BN:9:VAL:HG11	39:BN:39:ARG:NH2	2.14	0.63
39:BN:123:TYR:OH	39:BN:130:HIS:CD2	2.51	0.63
41:BP:10:PRO:HD2	41:BP:11:GLY:N	2.13	0.63
43:BR:5:LYS:N	43:BR:5:LYS:CD	2.62	0.63
44:BS:66:ALA:O	44:BS:67:ARG:CB	2.46	0.63
3:CC:20:SER:HB2	3:CC:40:ARG:NH2	2.08	0.63
23:D1:26:ARG:HB2	23:D1:34:THR:HA	1.80	0.63
28:D6:15:GLU:CG	28:D6:18:ARG:NE	2.57	0.63
31:DA:298:G:H5''	31:DA:299:A:OP1	1.97	0.63
31:DA:548:A:O2'	31:DA:549:G:OP1	2.15	0.63
31:DA:1381:G:H2'	31:DA:1382:G:H5'	1.80	0.63
31:DA:1822:G:C5'	31:DA:1822:G:H8	2.12	0.63
31:DA:2870:C:C2'	31:DA:2871:C:H5'	2.28	0.63
32:DB:66:A:C5	32:DB:109:C:C5	2.87	0.63
32:DB:75:G:H8	32:DB:75:G:C5'	2.11	0.63
34:DE:10:GLY:HA3	45:DT:8:LYS:HE3	1.79	0.63
35:DF:160:ASN:HD22	35:DF:160:ASN:C	2.02	0.63
37:DH:17:VAL:HG21	37:DH:50:VAL:HG21	1.80	0.63
39:DN:56:ASN:C	39:DN:57:ALA:O	2.35	0.63
41:DP:105:LEU:HD12	41:DP:105:LEU:N	2.13	0.63
42:DQ:78:PRO:O	42:DQ:79:LEU:CB	2.46	0.63
44:DS:61:ASN:HD22	44:DS:62:LYS:N	1.86	0.63
51:DZ:101:PRO:HA	51:DZ:123:ASP:HB3	1.79	0.63
1:AA:392:G:H2'	1:AA:393:A:C8	2.33	0.63
1:AA:437:U:O2'	1:AA:438:G:H5'	1.98	0.63
1:AA:1133:G:N3	1:AA:1142:G:N2	2.46	0.63
2:AB:19:HIS:O	2:AB:39:ILE:HG23	1.98	0.63
6:AF:63:TYR:N	6:AF:63:TYR:HD2	1.97	0.63
23:B1:16:ASN:HB3	23:B1:46:LEU:CG	2.25	0.63
27:B5:50:GLY:O	27:B5:51:TYR:CD1	2.50	0.63
30:B8:23:VAL:CG1	30:B8:46:ARG:HB3	2.29	0.63
31:BA:151:C:O2'	31:BA:152:G:H5'	1.99	0.63

Continued on next page...

Continued from previous page...

Atom-1	Atom-2	Interatomic distance (Å)	Clash overlap (Å)
31:BA:528:A:H5''	31:BA:528:A:H8	1.64	0.63
31:BA:1603:A:H5'	31:BA:1603:A:C8	2.29	0.63
40:BO:2:ILE:HG13	40:BO:8:LEU:HD11	1.79	0.63
1:CA:632:A:C8	1:CA:633:G:C8	2.85	0.63
1:CA:1160:G:H2'	1:CA:1160:G:N3	2.13	0.63
16:CP:55:ARG:HA	16:CP:55:ARG:HE	1.62	0.63
20:CT:97:ALA:O	20:CT:99:LEU:N	2.31	0.63
24:D2:37:PHE:CE2	24:D2:40:SER:HA	2.33	0.63
29:D7:43:THR:HG23	29:D7:44:PRO:HD2	1.79	0.63
31:DA:49:A:C4'	31:DA:50:U:H5'	2.28	0.63
31:DA:322:A:H5'	31:DA:340:A:C1'	2.28	0.63
31:DA:330:A:H2	31:DA:1210:A:HO2'	1.46	0.63
31:DA:1654:A:H1'	31:DA:2823:A:H5'	1.80	0.63
33:DD:166:GLN:HA	33:DD:166:GLN:NE2	2.12	0.63
36:DG:124:SER:HB2	36:DG:131:TYR:HE1	1.63	0.63
38:DI:14:ASP:HB2	38:DI:17:GLN:OE1	1.98	0.63
41:DP:131:SER:O	41:DP:133:SER:N	2.31	0.63
47:DV:25:LEU:H	47:DV:94:LEU:HD13	1.63	0.63
49:DX:76:ARG:O	49:DX:77:LYS:HB2	1.96	0.63
51:DZ:5:LEU:HD22	51:DZ:6:LYS:N	2.14	0.63
1:AA:9:G:H5'	5:AE:122:GLU:OE2	1.98	0.63
1:AA:357:G:O2'	1:AA:358:U:H5'	1.98	0.63
1:AA:952:U:H4'	1:AA:964:A:H61	1.64	0.63
1:AA:1190:G:OP1	3:AC:4:LYS:HA	1.99	0.63
2:AB:21:ARG:HB3	2:AB:39:ILE:HA	1.81	0.63
3:AC:36:ASP:OD2	3:AC:57:ILE:HG21	1.98	0.63
23:B1:26:ARG:HB2	23:B1:34:THR:HA	1.79	0.63
31:BA:626:U:H5''	31:BA:627:A:H5'	1.80	0.63
39:BN:56:ASN:C	39:BN:57:ALA:O	2.34	0.63
46:BU:51:LYS:O	46:BU:52:ARG:C	2.36	0.63
1:CA:779:C:O2'	1:CA:780:A:H5'	1.98	0.63
1:CA:1162:C:H2'	1:CA:1163:C:C6	2.34	0.63
6:CF:63:TYR:N	6:CF:63:TYR:CD2	2.66	0.63
28:D6:15:GLU:OE1	28:D6:43:CYS:HB2	1.98	0.63
31:DA:1902:C:H1'	33:DD:244:ARG:HD3	1.81	0.63
31:DA:2208:A:H1'	31:DA:2219:G:C5	2.33	0.63
32:DB:29:A:C2	32:DB:30:C:C2	2.86	0.63
33:DD:158:ALA:O	33:DD:159:ALA:HB2	1.99	0.63
44:DS:67:ARG:H	44:DS:69:VAL:HG12	1.63	0.63
1:AA:673:G:H2'	1:AA:674:G:H8	1.58	0.63
1:AA:877:C:H5''	8:AH:88:LYS:CD	2.28	0.63

Continued on next page...

Continued from previous page...

Atom-1	Atom-2	Interatomic distance (Å)	Clash overlap (Å)
3:AC:73:PRO:O	3:AC:76:VAL:HG22	1.99	0.63
7:AG:26:PHE:O	7:AG:30:ILE:HG12	1.98	0.63
31:BA:1925:C:O2'	31:BA:1926:U:H5'	1.99	0.63
31:BA:2236:C:H2'	31:BA:2237:G:H5'	1.80	0.63
31:BA:2580:U:H5''	34:BE:131:ALA:H	1.64	0.63
33:BD:218:ARG:HB3	33:BD:219:PRO:HD2	1.80	0.63
36:BG:76:SER:CB	36:BG:83:ARG:HB3	2.29	0.63
37:BH:32:GLU:O	37:BH:33:LEU:HD23	1.99	0.63
38:BI:64:GLU:HA	38:BI:67:ARG:HB2	1.81	0.63
41:BP:85:LEU:HD23	41:BP:85:LEU:H	1.64	0.63
50:BY:96:ILE:HB	50:BY:99:CYS:HB3	1.80	0.63
1:CA:579:G:H2'	1:CA:580:U:C6	2.33	0.63
2:CB:67:THR:HG21	2:CB:155:LEU:HG	1.79	0.63
2:CB:194:PRO:O	2:CB:196:LEU:N	2.31	0.63
11:CK:20:TYR:C	11:CK:21:ILE:HD12	2.19	0.63
31:DA:669:G:O2'	31:DA:669:G:C8	2.49	0.63
31:DA:2016:U:H2'	31:DA:2017:U:C6	2.33	0.63
31:DA:2250:G:C6	42:DQ:82:ARG:HD2	2.32	0.63
31:DA:2632:A:H1'	34:DE:61:ARG:NH1	2.13	0.63
33:DD:65:ILE:HD11	33:DD:67:PHE:CD1	2.33	0.63
33:DD:106:ILE:HD13	33:DD:106:ILE:O	1.97	0.63
36:DG:18:GLU:HG2	36:DG:175:LEU:HD21	1.79	0.63
38:DI:64:GLU:HA	38:DI:67:ARG:HB2	1.81	0.63
42:DQ:37:LEU:HB2	42:DQ:128:LYS:O	1.98	0.63
47:DV:69:LYS:CB	47:DV:93:GLU:CD	2.67	0.63
1:AA:376:G:H2'	1:AA:377:G:H8	1.63	0.63
1:AA:579:G:H2'	1:AA:580:U:H6	1.64	0.63
1:AA:674:G:H2'	1:AA:675:A:H8	1.64	0.63
27:B5:57:VAL:HG23	27:B5:58:LEU:N	2.11	0.63
31:BA:84:A:C5'	50:BY:9:LYS:HD2	2.29	0.63
31:BA:573:G:N1	31:BA:2030:A:H3'	2.14	0.63
31:BA:1636:C:H2'	31:BA:1637:A:H8	1.64	0.63
31:BA:2713:A:H3'	31:BA:2714:G:H5'	1.81	0.63
36:BG:7:LEU:CD2	36:BG:176:LEU:HD22	2.29	0.63
37:BH:106:THR:HG22	37:BH:112:PRO:HB3	1.78	0.63
39:BN:128:HIS:NE2	39:BN:131:GLN:HB2	2.14	0.63
47:BV:79:VAL:O	47:BV:80:GLN:CB	2.42	0.63
1:CA:992:U:H1'	1:CA:993:G:OP2	1.98	0.63
1:CA:1497:G:H2'	1:CA:1498:U:H5'	1.80	0.63
17:CQ:59:ILE:CG2	17:CQ:71:PHE:HB3	2.28	0.63
29:D7:5:TRP:NE1	29:D7:7:PRO:HG3	2.13	0.63

Continued on next page...

Continued from previous page...

Atom-1	Atom-2	Interatomic distance (Å)	Clash overlap (Å)
31:DA:107:C:H2'	31:DA:108:U:H6	1.62	0.63
31:DA:528:A:H8	31:DA:528:A:H5''	1.64	0.63
31:DA:867:C:C5	31:DA:868:U:C5	2.86	0.63
31:DA:1162:G:H1'	47:DV:91:TYR:OH	1.98	0.63
31:DA:1558:A:H1'	31:DA:1559:G:OP2	1.98	0.63
31:DA:1796:U:H2'	31:DA:1797:C:C6	2.34	0.63
31:DA:1839:G:C8	31:DA:1927:A:H1'	2.33	0.63
31:DA:2402:C:C2'	31:DA:2403:C:H5'	2.27	0.63
31:DA:2483:C:O2	31:DA:2483:C:H2'	1.99	0.63
31:DA:2829:C:C2'	31:DA:2830:G:H5''	2.27	0.63
33:DD:35:LYS:HA	33:DD:64:ILE:HG22	1.79	0.63
33:DD:142:VAL:HG23	33:DD:192:THR:C	2.18	0.63
44:DS:92:TYR:HD1	44:DS:93:LYS:N	1.86	0.63
47:DV:18:LEU:HD13	47:DV:98:GLU:OE1	1.97	0.63
51:DZ:150:LEU:N	51:DZ:150:LEU:HD13	2.13	0.63
1:AA:159:G:H2'	1:AA:161:A:OP2	1.99	0.63
1:AA:192:U:O4'	20:AT:103:GLY:HA2	1.98	0.63
1:AA:946:A:H2'	1:AA:947:G:C8	2.33	0.63
1:AA:949:A:H1'	1:AA:1364:U:H3	1.64	0.63
10:AJ:39:PRO:HB3	10:AJ:70:ARG:HH12	1.63	0.63
23:B1:64:ALA:HA	23:B1:67:ILE:CG1	2.29	0.63
31:BA:774:A:H2	31:BA:787:U:HO2'	1.46	0.63
33:BD:169:GLU:HG3	33:BD:174:ILE:HD11	1.81	0.63
34:BE:60:ASN:N	34:BE:60:ASN:HD22	1.97	0.63
35:BF:22:ALA:HB1	35:BF:26:ALA:HB1	1.79	0.63
1:CA:659:U:H2'	1:CA:660:G:H5'	1.80	0.63
1:CA:1072:G:C5	1:CA:1073:U:C4	2.87	0.63
1:CA:1190:G:OP1	3:CC:4:LYS:HA	1.98	0.63
12:CL:91:LYS:O	12:CL:91:LYS:HG3	1.98	0.63
30:D8:53:PRO:HA	30:D8:56:GLU:HB2	1.80	0.63
31:DA:445:C:O2'	31:DA:446:G:H5'	1.99	0.63
31:DA:573:G:N1	31:DA:2030:A:H3'	2.14	0.63
31:DA:942:G:H5'	41:DP:35:HIS:HB2	1.81	0.63
31:DA:1747(A):G:C2'	31:DA:1748:G:C5'	2.76	0.63
31:DA:1783:A:C2	31:DA:2587:A:C4	2.86	0.63
31:DA:2865:U:C4	31:DA:2866:U:C4	2.87	0.63
33:DD:35:LYS:NZ	33:DD:64:ILE:O	2.25	0.63
47:DV:1:MET:HE2	47:DV:1:MET:HA	1.80	0.63
49:DX:78:LYS:HD3	49:DX:78:LYS:O	1.99	0.63
51:DZ:106:GLY:HA3	51:DZ:142:SER:HB3	1.80	0.63
1:AA:973:G:H3'	1:AA:974:A:H5''	1.81	0.63

Continued on next page...

Continued from previous page...

Atom-1	Atom-2	Interatomic distance (Å)	Clash overlap (Å)
3:AC:6:HIS:NE2	3:AC:184:TYR:HE2	1.97	0.63
8:AH:77:GLU:HG3	8:AH:78:GLN:N	2.13	0.63
9:AI:97:LYS:HB3	9:AI:98:PRO:HD3	1.80	0.63
12:AL:102:ARG:HH11	12:AL:102:ARG:HG3	1.62	0.63
16:AP:55:ARG:HA	16:AP:55:ARG:HE	1.64	0.63
23:B1:92:LYS:C	23:B1:94:LEU:N	2.50	0.63
30:B8:25:MET:HB2	41:BP:62:LEU:HD23	1.81	0.63
31:BA:795:C:H2'	31:BA:796:C:C6	2.34	0.63
33:BD:9:TYR:O	33:BD:10:THR:HG22	1.99	0.63
34:BE:1:MET:CB	34:BE:84:PHE:HB2	2.29	0.63
42:BQ:78:PRO:O	42:BQ:79:LEU:CB	2.47	0.63
48:BW:73:ALA:HB3	48:BW:106:ILE:HD11	1.78	0.63
48:BW:95:ILE:O	48:BW:95:ILE:HG13	1.99	0.63
1:CA:108:G:O6	20:CT:15:ARG:HD2	1.99	0.63
2:CB:97:TRP:HZ2	2:CB:102:LEU:HD13	1.62	0.63
7:CG:37:ASN:HD21	9:CI:40:LEU:HD22	1.64	0.63
16:CP:20:VAL:HG23	16:CP:35:LYS:HA	1.79	0.63
31:DA:1022:G:C6	31:DA:1140:C:C4	2.86	0.63
31:DA:1106:A:C2'	31:DA:1107:G:O5'	2.47	0.63
31:DA:1484:G:C2'	31:DA:1485:G:O5'	2.47	0.63
31:DA:1836:C:O2'	31:DA:1837:C:H5'	1.98	0.63
31:DA:2208:A:H1'	31:DA:2219:G:C4	2.34	0.63
34:DE:154:LYS:HE3	34:DE:154:LYS:HA	1.79	0.63
40:DO:35:VAL:HG13	40:DO:65:THR:HG22	1.81	0.63
41:DP:48:PRO:O	41:DP:50:ARG:N	2.31	0.63
47:DV:28:GLU:HG3	47:DV:29:PRO:HD3	1.80	0.63
47:DV:89:GLN:HE21	47:DV:91:TYR:HB2	1.64	0.63
1:AA:353:A:H5'	1:AA:353:A:C8	2.29	0.62
1:AA:561:U:O2'	1:AA:562:C:P	2.57	0.62
1:AA:963:G:H21	10:AJ:55:LYS:CE	2.11	0.62
2:AB:14:GLY:O	2:AB:15:VAL:HG13	1.99	0.62
12:AL:8:ASN:ND2	17:AQ:34:LYS:HE2	2.11	0.62
16:AP:76:GLN:O	16:AP:76:GLN:HG2	1.99	0.62
31:BA:244:A:C2	31:BA:255:A:C4	2.87	0.62
31:BA:384:U:H2'	31:BA:385:C:H6	1.63	0.62
31:BA:979:G:H3'	31:BA:980:A:H5''	1.81	0.62
31:BA:1405:U:H2'	31:BA:1406:U:H6	1.61	0.62
31:BA:2402:C:H2'	31:BA:2403:C:H5'	1.81	0.62
33:BD:158:ALA:O	33:BD:159:ALA:CB	2.47	0.62
36:BG:124:SER:HB2	36:BG:131:TYR:HE1	1.61	0.62
37:BH:153:LYS:HB2	37:BH:154:PRO:HD3	1.81	0.62

Continued on next page...

Continued from previous page...

Atom-1	Atom-2	Interatomic distance (Å)	Clash overlap (Å)
3:CC:36:ASP:OD2	3:CC:57:ILE:HG21	1.99	0.62
30:D8:25:MET:HB2	41:DP:62:LEU:CD2	2.28	0.62
31:DA:543:C:H42	31:DA:551:G:H1	1.47	0.62
31:DA:1021:A:C8	31:DA:1021:A:C3'	2.81	0.62
31:DA:1484:G:N2	31:DA:1505:C:N4	2.34	0.62
31:DA:1652:A:O2'	31:DA:1653:G:H5'	1.98	0.62
31:DA:1884:A:H2'	31:DA:1885:A:H5'	1.81	0.62
31:DA:1973:G:H2'	31:DA:1974:C:C6	2.33	0.62
31:DA:2475:C:C5'	31:DA:2476:A:OP2	2.47	0.62
31:DA:2656:U:N3	31:DA:2665:A:H2	1.90	0.62
31:DA:2759:G:H8	31:DA:2759:G:C5'	2.11	0.62
32:DB:2:C:H2'	32:DB:3:C:H6	1.63	0.62
35:DF:101:LEU:CD1	35:DF:102:PRO:HD2	2.14	0.62
46:DU:28:ARG:HG2	46:DU:38:THR:OG1	1.99	0.62
1:AA:52:G:O2'	1:AA:53:A:H5'	1.98	0.62
1:AA:437:U:H5''	4:AD:155:LEU:HD13	1.81	0.62
1:AA:1072:G:C5	1:AA:1073:U:C4	2.87	0.62
3:AC:111:LEU:HD21	3:AC:145:GLY:O	1.99	0.62
30:B8:61:LEU:N	30:B8:63:PRO:HD2	2.14	0.62
31:BA:128:C:H2'	31:BA:129:C:O4'	1.99	0.62
31:BA:547:A:O2'	31:BA:548:A:OP2	2.16	0.62
31:BA:1209:G:H21	31:BA:1210:A:H62	1.47	0.62
31:BA:1884:A:H2'	31:BA:1885:A:H5'	1.81	0.62
31:BA:1956:U:C2'	31:BA:1957:C:H5'	2.29	0.62
31:BA:2464:C:O2'	31:BA:2465:C:OP2	2.17	0.62
40:BO:66:LYS:H	40:BO:82:ASN:HD22	1.46	0.62
42:BQ:82:ARG:HG2	42:BQ:82:ARG:HH11	1.64	0.62
50:BY:29:GLU:N	50:BY:29:GLU:OE1	2.31	0.62
50:BY:37:VAL:HG13	50:BY:69:ALA:HA	1.81	0.62
1:CA:877:C:H5''	8:CH:88:LYS:CD	2.28	0.62
1:CA:1321:C:H5'	1:CA:1322:C:H5''	1.80	0.62
2:CB:22:LYS:HZ3	2:CB:22:LYS:HA	1.63	0.62
13:CM:34:LEU:HD13	13:CM:41:PRO:HG3	1.81	0.62
24:D2:55:ARG:HH22	49:DX:3:THR:CG2	2.10	0.62
27:D5:51:TYR:HB3	27:D5:52:TYR:CD2	2.34	0.62
28:D6:18:ARG:CG	28:D6:19:ARG:H	2.09	0.62
31:DA:528:A:C2	31:DA:2042:A:H2'	2.34	0.62
31:DA:1218:C:C2'	31:DA:1219:G:H5'	2.28	0.62
31:DA:2199:A:H1'	38:DI:28:ASN:ND2	2.13	0.62
31:DA:2469:A:H2	31:DA:2481:G:N2	1.95	0.62
38:DI:133:HIS:CB	38:DI:134:PRO:CD	2.77	0.62

Continued on next page...

Continued from previous page...

Atom-1	Atom-2	Interatomic distance (Å)	Clash overlap (Å)
39:DN:19:GLU:HG3	39:DN:20:GLY:H	1.65	0.62
41:DP:86:LYS:HB3	41:DP:118:GLY:HA3	1.79	0.62
47:DV:80:GLN:OE1	47:DV:80:GLN:O	2.17	0.62
51:DZ:74:VAL:HG22	51:DZ:86:VAL:HG12	1.81	0.62
1:AA:963:G:H21	10:AJ:55:LYS:HE2	1.64	0.62
1:AA:1097:C:H1'	1:AA:1170:A:H1'	1.81	0.62
24:B2:55:ARG:HH22	49:BX:3:THR:CG2	2.12	0.62
28:B6:42:TRP:CZ2	31:BA:642:G:O3'	2.52	0.62
28:B6:44:ARG:O	28:B6:45:LYS:HG2	1.98	0.62
31:BA:588:U:OP2	31:BA:588:U:H6	1.82	0.62
31:BA:1839:G:C8	31:BA:1927:A:H1'	2.35	0.62
31:BA:2517:C:C2	31:BA:2542:A:N6	2.67	0.62
33:BD:27:THR:HG22	33:BD:28:GLU:H	1.63	0.62
34:BE:116:VAL:HG13	34:BE:122:PHE:CG	2.34	0.62
35:BF:22:ALA:HA	35:BF:26:ALA:CB	2.28	0.62
39:BN:4:TYR:CD1	39:BN:4:TYR:N	2.66	0.62
41:BP:65:ARG:HB2	41:BP:65:ARG:NH1	2.14	0.62
41:BP:115:LEU:HA	41:BP:134:ALA:HB2	1.81	0.62
48:BW:86:LEU:C	48:BW:86:LEU:HD12	2.19	0.62
50:BY:88:LYS:NZ	50:BY:93:GLY:HA3	2.13	0.62
1:CA:322:C:H5	1:CA:328:C:H5	1.47	0.62
1:CA:437:U:C5	1:CA:438:G:N7	2.67	0.62
16:CP:4:ILE:HB	16:CP:66:PRO:HB3	1.79	0.62
27:D5:4:HIS:CB	27:D5:5:PRO:HD3	2.28	0.62
31:DA:1171:G:H8	31:DA:1171:G:OP2	1.82	0.62
31:DA:1987:G:H5'	31:DA:1987:G:H8	1.63	0.62
31:DA:2030:A:H5''	31:DA:2030:A:H8	1.64	0.62
31:DA:2713:A:H3'	31:DA:2714:G:H5'	1.81	0.62
38:DI:51:ILE:O	38:DI:51:ILE:CG2	2.47	0.62
41:DP:131:SER:C	41:DP:133:SER:H	2.01	0.62
42:DQ:54:MET:HB3	42:DQ:64:ILE:HD11	1.81	0.62
51:DZ:29:TYR:HE2	51:DZ:87:ASP:HB2	1.64	0.62
1:AA:64:G:H4'	1:AA:65:U:H5''	1.81	0.62
31:BA:272(G):C:H42	31:BA:363(C):G:H1	1.46	0.62
31:BA:1210:A:H5''	31:BA:1211:U:H3'	1.82	0.62
31:BA:1526:G:C6	31:BA:1527:G:C2	2.87	0.62
39:BN:16:ILE:O	39:BN:54:VAL:HA	2.00	0.62
45:BT:28:VAL:HG22	45:BT:46:GLU:CA	2.30	0.62
45:BT:38:ASN:HD22	45:BT:40:THR:H	1.46	0.62
1:CA:78:G:H1	1:CA:91:C:H42	1.47	0.62
1:CA:538:G:OP2	12:CL:115:LYS:HG3	2.00	0.62

Continued on next page...

Continued from previous page...

Atom-1	Atom-2	Interatomic distance (Å)	Clash overlap (Å)
1:CA:833:U:H2'	1:CA:834:C:H6	1.64	0.62
1:CA:952:U:H4'	1:CA:964:A:H61	1.65	0.62
1:CA:999:C:H2'	1:CA:1000:U:C6	2.34	0.62
18:CR:56:THR:OG1	18:CR:58:LEU:HD13	1.98	0.62
23:D1:30:VAL:HG12	23:D1:30:VAL:O	1.99	0.62
23:D1:65:SER:H	23:D1:67:ILE:CD1	2.12	0.62
31:DA:2275:C:O2	42:DQ:83:MET:HG3	2.00	0.62
33:DD:266:SER:O	33:DD:267:SER:CB	2.46	0.62
42:DQ:20:ALA:HB2	42:DQ:99:PRO:CD	2.29	0.62
51:DZ:101:PRO:O	51:DZ:102:LEU:HD23	2.00	0.62
1:AA:523:A:H61	12:AL:53:ARG:HH12	1.47	0.62
1:AA:709:G:H2'	1:AA:710:G:H8	1.65	0.62
1:AA:750:G:N3	15:AO:23:GLY:HA3	2.15	0.62
2:AB:97:TRP:HZ2	2:AB:102:LEU:HD13	1.64	0.62
5:AE:57:LYS:HB3	5:AE:61:TYR:HE2	1.64	0.62
24:B2:41:ILE:HG13	31:BA:95:G:N3	2.15	0.62
31:BA:626:U:H3	41:BP:105:LEU:HG	1.65	0.62
31:BA:1481:U:H5'	31:BA:1482:G:OP2	1.98	0.62
31:BA:2656:U:N3	31:BA:2665:A:H2	1.92	0.62
32:BB:7:G:H4'	44:BS:29:PHE:CE1	2.35	0.62
34:BE:147:PRO:HB2	34:BE:149:ARG:HG2	1.80	0.62
35:BF:141:ALA:O	35:BF:144:LYS:HB3	1.99	0.62
47:BV:25:LEU:H	47:BV:94:LEU:HD13	1.62	0.62
1:CA:503:C:H2'	1:CA:504:C:C6	2.34	0.62
1:CA:983:A:H2	1:CA:984:C:C6	2.17	0.62
1:CA:1172:C:H2'	1:CA:1173:G:H8	1.61	0.62
1:CA:1392:G:O2'	1:CA:1393:U:H5'	1.99	0.62
11:CK:69:ALA:HB1	11:CK:103:LEU:HD23	1.79	0.62
28:D6:42:TRP:CZ2	31:DA:642:G:O3'	2.53	0.62
30:D8:32:LEU:HD23	30:D8:35:GLN:N	2.14	0.62
31:DA:2406:U:O4	41:DP:70:GLN:HB3	1.99	0.62
31:DA:2532:G:O2'	31:DA:2657:A:N6	2.33	0.62
31:DA:2859:G:H3'	31:DA:2859:G:C8	2.35	0.62
33:DD:144:ALA:HB3	33:DD:192:THR:HG23	1.82	0.62
36:DG:71:THR:HG22	36:DG:72:ARG:N	2.14	0.62
41:DP:108:LYS:C	41:DP:110:TYR:N	2.53	0.62
46:DU:90:VAL:O	46:DU:92:ARG:N	2.31	0.62
49:DX:30:VAL:HG23	49:DX:76:ARG:HA	1.80	0.62
1:AA:78:G:H22	1:AA:91:C:H42	1.47	0.62
1:AA:184:G:H2'	1:AA:185:A:H8	1.63	0.62
2:AB:233:SER:HB2	2:AB:234:PRO:HD2	1.79	0.62

Continued on next page...

Continued from previous page...

Atom-1	Atom-2	Interatomic distance (Å)	Clash overlap (Å)
3:AC:134:ILE:HG23	3:AC:151:VAL:HB	1.81	0.62
9:AI:11:LYS:HG2	9:AI:11:LYS:O	1.99	0.62
9:AI:114:TYR:N	9:AI:114:TYR:CD2	2.67	0.62
9:AI:114:TYR:HD1	10:AJ:60:ARG:HG2	1.64	0.62
15:AO:87:ILE:HG22	15:AO:88:ARG:H	1.64	0.62
16:AP:20:VAL:HG23	16:AP:35:LYS:HA	1.79	0.62
23:B1:64:ALA:HA	23:B1:67:ILE:HG13	1.81	0.62
24:B2:33:MET:HG2	49:BX:11:PRO:CD	2.29	0.62
29:B7:40:TRP:CD2	31:BA:459:U:H5''	2.34	0.62
31:BA:2199:A:H1'	38:BI:28:ASN:ND2	2.14	0.62
31:BA:2875:C:O2'	45:BT:5:ALA:HB3	2.00	0.62
33:BD:80:ALA:HB3	33:BD:94:LEU:HD13	1.80	0.62
34:BE:36:ARG:NH2	34:BE:88:GLY:CA	2.60	0.62
35:BF:154:VAL:HB	35:BF:173:VAL:HG22	1.81	0.62
37:BH:111:HIS:ND1	37:BH:112:PRO:HD2	2.14	0.62
1:CA:78:G:H22	1:CA:91:C:H42	1.47	0.62
6:CF:10:LEU:HD12	6:CF:10:LEU:N	2.13	0.62
24:D2:26:ARG:HG2	49:DX:5:TYR:O	2.00	0.62
30:D8:2:PRO:N	31:DA:591:C:H1'	2.15	0.62
31:DA:966:G:C4	31:DA:967:C:C5	2.87	0.62
31:DA:2272:U:H5''	31:DA:2273:A:OP1	1.99	0.62
31:DA:2476:A:C2	31:DA:2477:C:C6	2.88	0.62
34:DE:111:ARG:HG3	43:DR:2:ARG:HG3	1.82	0.62
44:DS:74:ALA:HB1	44:DS:103:GLU:CB	2.29	0.62
1:AA:262:A:H2'	1:AA:263:A:C8	2.35	0.62
1:AA:559:A:H4'	1:AA:560:U:H5''	1.82	0.62
1:AA:590:C:H2'	1:AA:591:U:H6	1.64	0.62
23:B1:23:LYS:HB2	23:B1:37:ILE:HG22	1.81	0.62
31:BA:322:A:H5'	31:BA:340:A:C1'	2.30	0.62
31:BA:1210:A:H5'	31:BA:1212:G:H5'	1.81	0.62
31:BA:2632:A:H1'	34:BE:61:ARG:NH1	2.15	0.62
39:BN:68:GLU:HA	39:BN:86:PRO:HB3	1.81	0.62
41:BP:140:ALA:HB1	25:D3:38:GLU:CG	2.13	0.62
42:BQ:141:GLN:HA	51:BZ:53:ILE:HB	1.81	0.62
44:BS:74:ALA:HB1	44:BS:103:GLU:CB	2.29	0.62
49:BX:89:ILE:HA	49:BX:92:LEU:HD12	1.79	0.62
50:BY:16:ALA:HA	50:BY:21:LYS:HD2	1.81	0.62
1:CA:491:G:H2'	1:CA:492:G:C8	2.30	0.62
6:CF:18:GLN:HA	6:CF:21:LEU:CD2	2.29	0.62
14:CN:23:ARG:NH1	14:CN:30:ALA:HB2	2.15	0.62
31:DA:511:U:C3'	31:DA:512:G:H5''	2.17	0.62

Continued on next page...

Continued from previous page...

Atom-1	Atom-2	Interatomic distance (Å)	Clash overlap (Å)
31:DA:1502:C:H5'	31:DA:1503:U:OP2	2.00	0.62
31:DA:1657:C:O2'	31:DA:1658:C:H5'	1.99	0.62
33:DD:183:ARG:CG	33:DD:183:ARG:NH1	2.56	0.62
1:AA:81:U:H2'	1:AA:82:U:C5	2.34	0.62
1:AA:748:C:H1'	1:AA:749:C:OP2	1.99	0.62
1:AA:1117:G:H4'	9:AI:104:ARG:CZ	2.29	0.62
1:AA:1391:U:H2'	1:AA:1392:G:C8	2.35	0.62
4:AD:148:VAL:HG12	4:AD:149:ALA:N	2.13	0.62
5:AE:76:ILE:HG12	5:AE:77:PRO:HD2	1.80	0.62
24:B2:26:ARG:HG2	49:BX:5:TYR:O	1.99	0.62
30:B8:29:LYS:O	30:B8:32:LEU:N	2.32	0.62
31:BA:128:C:H3'	31:BA:128:C:C6	2.34	0.62
31:BA:271(H):G:O2'	31:BA:271(I):G:H5''	2.00	0.62
31:BA:1963:U:H4'	31:BA:1964:G:OP1	1.98	0.62
36:BG:139:LEU:HA	36:BG:144:ILE:HG23	1.81	0.62
37:BH:85:LYS:NZ	37:BH:145:ALA:CA	2.62	0.62
45:BT:102:ILE:HB	45:BT:110:ILE:CD1	2.29	0.62
1:CA:543:C:C2	1:CA:544:G:C8	2.88	0.62
1:CA:625:G:H2'	1:CA:626:U:H6	1.64	0.62
1:CA:667:G:H4'	15:CO:51:HIS:CE1	2.35	0.62
1:CA:719:C:H5	1:CA:720:C:C4	2.17	0.62
1:CA:1238:A:H62	1:CA:1299:A:H62	1.46	0.62
9:CI:3:GLN:HB3	9:CI:20:ARG:NH1	2.15	0.62
23:D1:86:SER:N	23:D1:87:PRO:CD	2.62	0.62
28:D6:19:ARG:HG3	28:D6:20:ASN:H	1.63	0.62
31:DA:912:C:C2	31:DA:913:U:C5	2.88	0.62
31:DA:966:G:C6	31:DA:967:C:N4	2.68	0.62
31:DA:1185:C:H5''	31:DA:1186:G:OP1	2.00	0.62
31:DA:1434:A:C2'	31:DA:1435:G:H5'	2.29	0.62
31:DA:1481:U:H5'	31:DA:1482:G:OP2	1.98	0.62
31:DA:1488:G:C6	31:DA:1489:U:N3	2.62	0.62
32:DB:87:G:H3'	32:DB:88:C:C5'	2.22	0.62
33:DD:35:LYS:CD	33:DD:104:TYR:HD1	2.11	0.62
36:DG:139:LEU:HA	36:DG:144:ILE:HG23	1.81	0.62
41:DP:114:ILE:HG13	41:DP:115:LEU:N	2.15	0.62
41:DP:124:LYS:HG2	41:DP:143:GLY:CA	2.29	0.62
50:DY:37:VAL:HG11	50:DY:72:VAL:HG21	1.82	0.62
1:AA:131:C:H2'	1:AA:132:C:C6	2.34	0.62
1:AA:193:C:H2'	1:AA:194:C:H6	1.63	0.62
1:AA:999:C:H2'	1:AA:1000:U:C6	2.35	0.62
1:AA:1128:C:H5'	9:AI:16:ARG:NH2	2.15	0.62

Continued on next page...

Continued from previous page...

Atom-1	Atom-2	Interatomic distance (Å)	Clash overlap (Å)
2:AB:185:ILE:HG22	2:AB:199:TYR:CB	2.19	0.62
2:AB:218:ALA:O	2:AB:222:ILE:HG13	1.99	0.62
6:AF:62:TRP:O	6:AF:62:TRP:HE3	1.82	0.62
12:AL:91:LYS:O	12:AL:91:LYS:HG3	2.00	0.62
24:B2:37:PHE:CE2	24:B2:40:SER:HA	2.34	0.62
27:B5:2:ALA:N	31:BA:747:U:N3	2.48	0.62
27:B5:4:HIS:CB	27:B5:5:PRO:HD3	2.25	0.62
31:BA:620:G:H4'	31:BA:621:A:C5'	2.29	0.62
31:BA:1218:C:C2'	31:BA:1219:G:H5'	2.29	0.62
39:BN:58:ASP:OD1	39:BN:124:ALA:HB1	2.00	0.62
39:BN:68:GLU:HG3	39:BN:88:GLU:OE1	2.00	0.62
42:BQ:34:LEU:HD11	42:BQ:129:THR:HB	1.80	0.62
44:BS:87:PHE:O	44:BS:88:ASP:HB2	1.98	0.62
48:BW:24:ILE:HD12	48:BW:24:ILE:O	2.00	0.62
49:BX:76:ARG:O	49:BX:77:LYS:HB2	2.00	0.62
1:CA:224:C:H2'	1:CA:225:C:H6	1.61	0.62
1:CA:355:C:H5'	1:CA:389:A:OP2	2.00	0.62
1:CA:1388:C:H2'	1:CA:1389:C:H6	1.65	0.62
5:CE:101:ILE:HG12	5:CE:101:ILE:O	1.98	0.62
22:D0:39:ARG:HH21	31:DA:2355:C:H1'	1.65	0.62
24:D2:33:MET:HG2	49:DX:11:PRO:CD	2.30	0.62
27:D5:57:VAL:HG23	27:D5:58:LEU:N	2.15	0.62
30:D8:6:THR:CG2	30:D8:63:PRO:HD3	2.29	0.62
31:DA:314:A:C2'	31:DA:315:G:H5'	2.30	0.62
31:DA:1288:U:C2	31:DA:1327:C:O2	2.53	0.62
31:DA:1332:G:C8	31:DA:1332:G:H5'	2.35	0.62
31:DA:1899:G:H22	31:DA:1902:C:H41	0.74	0.62
34:DE:46:ALA:HA	34:DE:82:ARG:O	1.99	0.62
34:DE:116:VAL:HG13	34:DE:122:PHE:CG	2.35	0.62
37:DH:158:HIS:NE2	37:DH:170:ARG:CA	2.59	0.62
38:DI:2:LYS:HB2	38:DI:39:ALA:CB	2.30	0.62
44:DS:85:VAL:CG2	44:DS:106:ARG:HB2	2.24	0.62
50:DY:46:LYS:O	50:DY:47:LYS:HB3	1.99	0.62
51:DZ:71:VAL:HG22	51:DZ:88:PHE:CE2	2.34	0.62
7:AG:40:ALA:O	7:AG:44:TYR:CD1	2.52	0.62
31:BA:908:C:O2'	31:BA:909:A:H5'	2.00	0.62
31:BA:2317:C:O2	31:BA:2318:G:O4'	2.18	0.62
38:BI:2:LYS:HB2	38:BI:39:ALA:CB	2.29	0.62
39:BN:62:VAL:HG22	39:BN:66:LYS:HG3	1.82	0.62
45:BT:17:THR:O	45:BT:18:ASP:HB3	1.99	0.62
45:BT:61:PHE:CZ	45:BT:85:LYS:HE2	2.35	0.62

Continued on next page...

Continued from previous page...

Atom-1	Atom-2	Interatomic distance (Å)	Clash overlap (Å)
50:BY:8:LYS:HZ1	50:BY:73:ARG:HA	1.63	0.62
1:CA:946:A:H2'	1:CA:947:G:H8	1.64	0.62
1:CA:1067:A:H1'	1:CA:1068:G:C8	2.35	0.62
31:DA:154:G:H2'	31:DA:154(A):C:O2	1.99	0.62
31:DA:531:C:H4'	31:DA:532:A:H5''	1.82	0.62
31:DA:1021:A:N6	31:DA:1141:U:H3	1.98	0.62
31:DA:2052:G:O4'	34:DE:142:GLY:HA3	1.99	0.62
31:DA:2524:G:H5'	31:DA:2524:G:H8	1.65	0.62
33:DD:35:LYS:CG	33:DD:64:ILE:N	2.62	0.62
37:DH:30:LYS:HZ1	37:DH:81:GLU:HA	1.62	0.62
38:DI:81:VAL:HG13	38:DI:88:ILE:HG23	1.80	0.62
39:DN:129:PRO:O	39:DN:130:HIS:HB2	1.99	0.62
40:DO:31:LYS:HB3	40:DO:32:TYR:CD1	2.34	0.62
42:DQ:63:LYS:HB2	42:DQ:63:LYS:NZ	2.14	0.62
43:DR:8:ARG:HA	43:DR:8:ARG:NE	2.12	0.62
51:DZ:150:LEU:HD13	51:DZ:150:LEU:H	1.62	0.62
9:AI:111:ARG:O	9:AI:113:LYS:HD2	1.99	0.61
10:AJ:32:ALA:CB	10:AJ:76:ASN:HB3	2.29	0.61
11:AK:34:ASP:HB2	11:AK:35:PRO:CD	2.29	0.61
12:AL:102:ARG:HH11	12:AL:102:ARG:HG2	1.64	0.61
23:B1:25:LYS:C	23:B1:26:ARG:HG3	2.19	0.61
31:BA:69:C:H2'	31:BA:69:C:O2	1.99	0.61
31:BA:2712:U:O2'	31:BA:2712(A):A:OP2	2.16	0.61
34:BE:38:THR:HG22	34:BE:40:GLU:N	2.15	0.61
37:BH:20:ALA:HB1	37:BH:21:PRO:HD2	1.82	0.61
37:BH:158:HIS:CD2	37:BH:170:ARG:O	2.52	0.61
44:BS:33:LYS:HB3	44:BS:34:HIS:CD2	2.35	0.61
46:BU:8:VAL:CG1	46:BU:12:ARG:HG3	2.30	0.61
1:CA:590:C:H2'	1:CA:591:U:H6	1.63	0.61
1:CA:748:C:H1'	1:CA:749:C:OP2	1.99	0.61
1:CA:946:A:H2'	1:CA:947:G:C8	2.35	0.61
1:CA:952:U:H2'	1:CA:953:G:H8	1.65	0.61
1:CA:1225:A:H2'	1:CA:1225:A:N3	2.14	0.61
3:CC:34:LEU:O	3:CC:38:ARG:HG2	2.00	0.61
6:CF:69:GLU:O	6:CF:72:VAL:HG12	2.00	0.61
28:D6:19:ARG:NH2	31:DA:2401:U:OP1	2.33	0.61
28:D6:19:ARG:O	28:D6:20:ASN:O	2.18	0.61
31:DA:1515:G:H2'	31:DA:1516:C:C6	2.35	0.61
33:DD:43:ARG:HH11	33:DD:44:ASN:CG	2.02	0.61
35:DF:141:ALA:O	35:DF:144:LYS:HB3	2.00	0.61
37:DH:158:HIS:NE2	37:DH:169:VAL:O	2.31	0.61

Continued on next page...

Continued from previous page...

Atom-1	Atom-2	Interatomic distance (Å)	Clash overlap (Å)
38:DI:109:ILE:HG22	38:DI:130:TYR:OH	2.00	0.61
41:DP:122:PRO:HA	41:DP:141:ALA:O	2.00	0.61
45:DT:78:LEU:O	45:DT:78:LEU:HD23	1.99	0.61
48:DW:54:ALA:CB	48:DW:107:LEU:HD22	2.30	0.61
1:AA:250:A:H1'	1:AA:251:G:OP2	2.00	0.61
1:AA:356:A:H2'	1:AA:357:G:H8	1.64	0.61
1:AA:625:G:H2'	1:AA:626:U:H6	1.65	0.61
1:AA:767:A:H2'	1:AA:768:A:O4'	2.00	0.61
12:AL:87:GLY:H	12:AL:99:HIS:H	1.48	0.61
20:AT:58:LYS:HE3	20:AT:62:LEU:HD11	1.82	0.61
25:B3:39:ASP:OD1	25:B3:44:ARG:HG3	2.01	0.61
27:B5:57:VAL:O	27:B5:58:LEU:HG	2.00	0.61
31:BA:1484:G:C2'	31:BA:1485:G:O5'	2.47	0.61
31:BA:2402:C:C2'	31:BA:2403:C:H5'	2.30	0.61
33:BD:71:ASP:HB3	33:BD:103:ARG:HH22	1.64	0.61
34:BE:27:LEU:HD22	45:BT:1:MET:CE	2.30	0.61
38:BI:28:ASN:C	38:BI:32:PRO:HG2	2.19	0.61
51:BZ:166:SER:HB2	51:BZ:168:GLU:H	1.65	0.61
1:CA:344:A:O2'	1:CA:346:G:N7	2.24	0.61
1:CA:509:A:H4'	1:CA:510:A:OP1	2.00	0.61
2:CB:178:ARG:NH2	8:CH:68:ARG:HH22	1.98	0.61
3:CC:111:LEU:HD21	3:CC:145:GLY:O	2.00	0.61
12:CL:87:GLY:H	12:CL:99:HIS:H	1.48	0.61
23:D1:64:ALA:HA	23:D1:67:ILE:HG13	1.82	0.61
27:D5:48:GLU:O	27:D5:50:GLY:N	2.34	0.61
30:D8:14:VAL:CG1	30:D8:22:VAL:HG13	2.30	0.61
31:DA:1179:C:C3'	31:DA:1180:C:H5''	2.29	0.61
31:DA:1502:C:O2	31:DA:1502:C:C2'	2.49	0.61
31:DA:2657:A:H2	31:DA:2664:G:N2	1.97	0.61
33:DD:176:ARG:HH11	33:DD:176:ARG:HG2	1.64	0.61
34:DE:1:MET:CB	34:DE:84:PHE:HB2	2.30	0.61
35:DF:139:PHE:HB2	35:DF:166:ALA:HB1	1.81	0.61
41:DP:13:ASN:HD22	41:DP:13:ASN:H	1.49	0.61
41:DP:101:VAL:HB	41:DP:107:LYS:HA	1.82	0.61
47:DV:61:VAL:C	47:DV:62:LEU:HD23	2.21	0.61
51:DZ:61:LEU:HB2	51:DZ:65:GLN:HB2	1.82	0.61
4:AD:126:ILE:HG22	4:AD:127:THR:H	1.63	0.61
6:AF:63:TYR:N	6:AF:63:TYR:CD2	2.67	0.61
22:B0:53:MET:HE1	22:B0:57:PHE:CD1	2.35	0.61
22:B0:74:ARG:NH2	32:BB:13:A:OP2	2.34	0.61
28:B6:15:GLU:CD	28:B6:18:ARG:HD2	2.21	0.61

Continued on next page...

Continued from previous page...

Atom-1	Atom-2	Interatomic distance (Å)	Clash overlap (Å)
31:BA:542:C:C2'	31:BA:543:C:OP1	2.49	0.61
31:BA:807:U:H2'	31:BA:808:G:O5'	2.00	0.61
31:BA:861:A:C2	31:BA:917:A:C4	2.88	0.61
31:BA:2610:C:H4'	31:BA:2611:U:OP2	1.99	0.61
31:BA:2859:G:H3'	31:BA:2859:G:C8	2.35	0.61
39:BN:91:LEU:HA	39:BN:95:PRO:HB3	1.81	0.61
47:BV:18:LEU:HD13	47:BV:98:GLU:OE1	2.00	0.61
49:BX:29:TRP:CH2	49:BX:76:ARG:NH1	2.68	0.61
50:BY:14:LEU:HG	50:BY:15:VAL:N	2.15	0.61
50:BY:61:ILE:HG22	50:BY:61:ILE:O	2.01	0.61
51:BZ:67:LEU:H	51:BZ:67:LEU:HD12	1.65	0.61
1:CA:9:G:H5'	5:CE:122:GLU:OE2	1.99	0.61
1:CA:81:U:H2'	1:CA:82:U:C5	2.35	0.61
1:CA:674:G:H2'	1:CA:675:A:H8	1.64	0.61
1:CA:801:U:H2'	1:CA:802:A:H8	1.65	0.61
1:CA:1128:C:H5'	9:CI:16:ARG:NH2	2.15	0.61
2:CB:19:HIS:O	2:CB:39:ILE:HG23	1.99	0.61
16:CP:9:PHE:CE2	16:CP:18:ARG:NE	2.68	0.61
16:CP:39:TYR:HA	16:CP:48:TRP:O	2.00	0.61
31:DA:117:G:H5''	31:DA:118:A:OP2	2.00	0.61
31:DA:1478:G:C2'	31:DA:1479:G:H5'	2.31	0.61
32:DB:21:G:O2'	32:DB:22:U:P	2.58	0.61
32:DB:74:U:C3'	32:DB:75:G:H5''	2.31	0.61
37:DH:46:GLU:O	37:DH:47:GLU:HB2	2.00	0.61
37:DH:153:LYS:HB2	37:DH:154:PRO:HD3	1.83	0.61
37:DH:158:HIS:HE2	37:DH:170:ARG:CA	2.13	0.61
40:DO:77:ILE:HG13	45:DT:74:ARG:HG2	1.82	0.61
41:DP:16:ARG:HG3	41:DP:17:LYS:N	2.13	0.61
41:DP:65:ARG:HB2	41:DP:65:ARG:NH1	2.14	0.61
49:DX:83:VAL:O	49:DX:84:ALA:HB3	2.00	0.61
1:AA:359:U:H2'	1:AA:360:A:C8	2.36	0.61
1:AA:1278:U:O4	10:AJ:99:LYS:HE3	2.00	0.61
2:AB:21:ARG:CB	2:AB:39:ILE:HA	2.30	0.61
2:AB:178:ARG:NH2	8:AH:74:PRO:HG3	2.15	0.61
4:AD:133:VAL:HG13	4:AD:135:LEU:HD22	1.83	0.61
5:AE:96:PRO:HA	5:AE:117:ASP:OD2	2.01	0.61
7:AG:37:ASN:HD21	9:AI:40:LEU:HD22	1.64	0.61
17:AQ:59:ILE:HG22	17:AQ:71:PHE:HD1	1.65	0.61
30:B8:32:LEU:CD2	30:B8:35:GLN:H	2.12	0.61
31:BA:588:U:OP2	31:BA:588:U:C6	2.53	0.61
31:BA:1051:G:C2	31:BA:1052:C:N4	2.68	0.61

Continued on next page...

Continued from previous page...

Atom-1	Atom-2	Interatomic distance (Å)	Clash overlap (Å)
31:BA:1963:U:H2'	31:BA:1963:U:O2	2.01	0.61
31:BA:2196:C:O2'	31:BA:2197:U:H5'	2.00	0.61
39:BN:131:GLN:NE2	39:BN:134:ARG:HA	2.13	0.61
40:BO:31:LYS:HB3	40:BO:32:TYR:CD1	2.35	0.61
42:BQ:20:ALA:HB2	42:BQ:99:PRO:CD	2.31	0.61
42:BQ:43:THR:HB	42:BQ:45:GLN:HG2	1.82	0.61
43:BR:33:ARG:CG	43:BR:115:GLU:HG3	2.27	0.61
44:BS:42:ASP:C	44:BS:44:LYS:H	2.04	0.61
51:BZ:143:GLY:C	51:BZ:144:LEU:HD22	2.21	0.61
1:CA:105:G:H2'	1:CA:106:C:C6	2.35	0.61
1:CA:709:G:H2'	1:CA:710:G:H8	1.65	0.61
1:CA:820:U:H4'	1:CA:821:G:OP2	1.99	0.61
10:CJ:32:ALA:CB	10:CJ:76:ASN:HB3	2.30	0.61
12:CL:6:THR:HG23	12:CL:9:GLN:HE21	1.65	0.61
12:CL:27:LEU:HD11	12:CL:64:TYR:CE1	2.35	0.61
18:CR:50:ILE:HD12	18:CR:70:ILE:HD12	1.82	0.61
31:DA:1040:C:O2'	31:DA:1041:C:P	2.58	0.61
31:DA:1568:G:P	33:DD:63:ARG:HH22	2.24	0.61
31:DA:1786:A:C2	31:DA:2606:C:H1'	2.35	0.61
31:DA:2849:U:O4	45:DT:23:ARG:NH2	2.32	0.61
37:DH:85:LYS:HD2	37:DH:141:VAL:CG1	2.29	0.61
50:DY:95:LYS:HE2	50:DY:101:LYS:HA	1.82	0.61
1:AA:503:C:H2'	1:AA:504:C:C6	2.35	0.61
1:AA:556:C:O2'	1:AA:557:G:H5'	2.00	0.61
1:AA:579:G:C4	1:AA:580:U:C5	2.88	0.61
6:AF:82:ARG:HH11	6:AF:82:ARG:HA	1.66	0.61
10:AJ:63:PHE:CZ	14:AN:45:ARG:HG3	2.34	0.61
13:AM:82:MET:HB2	13:AM:93:ARG:NH1	2.16	0.61
28:B6:13:CYS:O	28:B6:21:TYR:HA	1.99	0.61
31:BA:673:C:H5''	35:BF:81:PRO:HD2	1.81	0.61
31:BA:1030:G:OP2	42:BQ:128:LYS:HE2	2.00	0.61
31:BA:1179:C:C3'	31:BA:1180:C:H5''	2.29	0.61
31:BA:1299:G:H5''	31:BA:1300:U:OP1	2.00	0.61
31:BA:1778:U:H2'	31:BA:1784:A:N6	2.15	0.61
31:BA:2016:U:H2'	31:BA:2017:U:C6	2.35	0.61
33:BD:43:ARG:HD2	33:BD:44:ASN:OD1	2.01	0.61
37:BH:85:LYS:HD2	37:BH:141:VAL:CG1	2.29	0.61
39:BN:39:ARG:HE	39:BN:41:ASP:HB2	1.65	0.61
50:BY:17:SER:OG	50:BY:18:GLY:N	2.33	0.61
1:CA:1321:C:C3'	1:CA:1322:C:H5''	2.30	0.61
9:CI:114:TYR:HD1	10:CJ:60:ARG:HG2	1.64	0.61

Continued on next page...

Continued from previous page...

Atom-1	Atom-2	Interatomic distance (Å)	Clash overlap (Å)
23:D1:64:ALA:HA	23:D1:67:ILE:CG1	2.30	0.61
27:D5:55:ARG:C	27:D5:56:LYS:HG3	2.20	0.61
31:DA:795:C:H2'	31:DA:796:C:C6	2.35	0.61
31:DA:993:G:H1'	47:DV:91:TYR:CD1	2.36	0.61
31:DA:1019:U:O2'	31:DA:1021:A:H2	1.83	0.61
31:DA:1434:A:H61	31:DA:1558:A:H62	1.49	0.61
31:DA:2661:G:O2'	31:DA:2662:A:O5'	2.19	0.61
38:DI:9:LEU:HB2	38:DI:12:LEU:O	2.00	0.61
39:DN:13:TRP:CZ3	39:DN:130:HIS:CE1	2.88	0.61
41:DP:85:LEU:HD23	41:DP:85:LEU:H	1.65	0.61
41:DP:120:ALA:CB	41:DP:138:LEU:HB3	2.31	0.61
47:DV:36:PRO:HG2	47:DV:62:LEU:HD11	1.80	0.61
51:DZ:5:LEU:HG	51:DZ:47:VAL:HG21	1.81	0.61
1:AA:322:C:H5	1:AA:328:C:H5	1.49	0.61
1:AA:355:C:H5'	1:AA:389:A:OP2	2.01	0.61
1:AA:833:U:H2'	1:AA:834:C:H6	1.64	0.61
1:AA:892:A:H2'	1:AA:893:C:C6	2.35	0.61
2:AB:158:LEU:H	2:AB:158:LEU:CD1	2.08	0.61
5:AE:71:LEU:O	5:AE:72:GLN:HG3	2.00	0.61
9:AI:3:GLN:HB3	9:AI:20:ARG:NH1	2.16	0.61
13:AM:34:LEU:HD13	13:AM:41:PRO:HG3	1.82	0.61
28:B6:19:ARG:HG3	28:B6:20:ASN:H	1.64	0.61
31:BA:854:G:H2'	31:BA:855:G:H8	1.65	0.61
31:BA:1047:G:H21	31:BA:1111:A:H62	1.47	0.61
31:BA:2733:A:C2'	31:BA:2734:A:H5''	2.30	0.61
31:BA:2865:U:C4	31:BA:2866:U:C4	2.89	0.61
41:BP:55:ARG:O	41:BP:56:SER:OG	2.19	0.61
47:BV:25:LEU:HB2	47:BV:94:LEU:HD13	1.82	0.61
49:BX:24:GLY:O	49:BX:25:LYS:O	2.18	0.61
51:BZ:39:VAL:CG2	51:BZ:44:PHE:HB2	2.30	0.61
1:CA:687:A:N3	1:CA:688:G:H1'	2.16	0.61
1:CA:1278:U:O4	10:CJ:99:LYS:HE3	1.99	0.61
4:CD:108:LEU:HD23	4:CD:183:GLY:HA3	1.81	0.61
5:CE:147:ASP:HA	5:CE:150:ARG:HH11	1.65	0.61
11:CK:31:THR:HA	11:CK:42:TRP:HA	1.82	0.61
29:D7:34:ARG:HB2	29:D7:42:LEU:HD22	1.81	0.61
31:DA:212:G:C2'	31:DA:213:A:H5'	2.30	0.61
31:DA:309:G:O3'	50:DY:18:GLY:HA3	2.00	0.61
31:DA:626:U:C2	41:DP:105:LEU:HG	2.36	0.61
31:DA:1545:A:H2'	31:DA:1546:C:H5'	1.83	0.61
31:DA:2836:U:H2'	31:DA:2837:G:C8	2.36	0.61

Continued on next page...

Continued from previous page...

Atom-1	Atom-2	Interatomic distance (Å)	Clash overlap (Å)
47:DV:25:LEU:H	47:DV:94:LEU:HD12	1.64	0.61
1:AA:1158:C:N3	1:AA:1181:G:N2	2.49	0.61
1:AA:1162:C:H2'	1:AA:1163:C:H6	1.65	0.61
1:AA:1256:A:H61	1:AA:1278:U:C1'	2.09	0.61
10:AJ:63:PHE:HB3	14:AN:57:ARG:O	1.99	0.61
20:AT:97:ALA:O	20:AT:99:LEU:HG	2.00	0.61
31:BA:795:C:H2'	31:BA:796:C:H6	1.64	0.61
31:BA:854:G:H2'	31:BA:855:G:C8	2.36	0.61
31:BA:1265:A:OP1	31:BA:1265:A:H8	1.84	0.61
31:BA:1592:C:O2'	31:BA:1593:G:H5'	2.00	0.61
31:BA:1902:C:H1'	33:BD:244:ARG:HD3	1.82	0.61
31:BA:2830:G:H8	31:BA:2830:G:C5'	2.13	0.61
32:BB:71:C:H2'	32:BB:71:C:O2	2.00	0.61
37:BH:138:LYS:O	37:BH:140:LYS:N	2.34	0.61
46:BU:14:HIS:HD2	46:BU:32:PHE:CB	2.13	0.61
48:BW:54:ALA:HB1	48:BW:107:LEU:HD22	1.82	0.61
49:BX:36:LYS:O	49:BX:38:GLU:N	2.32	0.61
1:CA:623:C:C4	1:CA:624:C:C5	2.89	0.61
1:CA:1133:G:N3	1:CA:1142:G:N2	2.48	0.61
11:CK:34:ASP:HB2	11:CK:35:PRO:CD	2.31	0.61
23:D1:37:ILE:HD12	31:DA:2079:U:O2'	2.00	0.61
28:D6:20:ASN:CG	28:D6:21:TYR:N	2.54	0.61
30:D8:29:LYS:O	30:D8:32:LEU:N	2.33	0.61
31:DA:547:A:O2'	31:DA:548:A:OP2	2.18	0.61
31:DA:1348:G:H2'	31:DA:1349:A:H5'	1.82	0.61
35:DF:205:ARG:O	35:DF:206:ILE:HG13	2.01	0.61
41:DP:79:ARG:HH21	41:DP:109:GLY:HA2	1.66	0.61
41:DP:113:LYS:HE3	41:DP:130:PHE:O	2.01	0.61
50:DY:27:VAL:HB	50:DY:29:GLU:OE1	2.00	0.61
51:DZ:64:GLY:O	51:DZ:65:GLN:O	2.19	0.61
1:AA:22:G:H2'	1:AA:23:C:C6	2.35	0.61
1:AA:386:C:O2'	1:AA:387:U:H5'	2.00	0.61
1:AA:562:C:H4'	1:AA:563:A:O5'	2.01	0.61
1:AA:1348:U:H4'	9:AI:120:ARG:HD2	1.82	0.61
1:AA:1521:G:H2'	1:AA:1522:U:C6	2.36	0.61
5:AE:43:LEU:HD21	5:AE:132:ALA:HB1	1.83	0.61
24:B2:23:LYS:HA	49:BX:5:TYR:CD1	2.35	0.61
27:B5:55:ARG:C	27:B5:56:LYS:HG3	2.20	0.61
30:B8:4:MET:HE1	31:BA:593:G:C1'	2.31	0.61
31:BA:511:U:H5''	31:BA:512:G:OP2	2.00	0.61
31:BA:1162:G:H1'	47:BV:91:TYR:OH	2.01	0.61

Continued on next page...

Continued from previous page...

Atom-1	Atom-2	Interatomic distance (Å)	Clash overlap (Å)
31:BA:1786:A:C2	31:BA:2606:C:H1'	2.36	0.61
31:BA:2870:C:H2'	31:BA:2871:C:H5'	1.83	0.61
34:BE:117:MET:SD	34:BE:136:ARG:HB3	2.40	0.61
41:BP:13:ASN:HD22	41:BP:13:ASN:H	1.48	0.61
41:BP:16:ARG:CZ	41:BP:16:ARG:HB2	2.31	0.61
44:BS:16:ASN:ND2	44:BS:92:TYR:CZ	2.68	0.61
46:BU:92:ARG:HD2	47:BV:11:GLN:HG2	1.81	0.61
47:BV:82:ARG:HG3	47:BV:82:ARG:NH1	2.11	0.61
14:CN:40:CYS:SG	14:CN:42:ILE:HG12	2.41	0.61
30:D8:35:GLN:CB	31:DA:2420:C:OP1	2.49	0.61
31:DA:795:C:H2'	31:DA:796:C:H6	1.65	0.61
31:DA:807:U:H2'	31:DA:808:G:O5'	2.00	0.61
31:DA:2314:C:O2'	31:DA:2315:G:H5'	2.00	0.61
31:DA:2523:G:C2'	31:DA:2524:G:C5'	2.78	0.61
37:DH:44:VAL:HG12	37:DH:45:VAL:N	2.12	0.61
39:DN:32:THR:O	39:DN:35:ARG:O	2.19	0.61
50:DY:37:VAL:HG22	50:DY:67:LEU:O	2.01	0.61
1:AA:538:G:OP2	12:AL:115:LYS:HG3	2.00	0.61
1:AA:719:C:H5	1:AA:720:C:C4	2.19	0.61
1:AA:775:G:H2'	1:AA:776:G:H5'	1.82	0.61
1:AA:1321:C:C3'	1:AA:1322:C:H5''	2.31	0.61
1:AA:1388:C:H2'	1:AA:1389:C:H6	1.63	0.61
2:AB:24:TRP:CG	2:AB:25:ASN:N	2.68	0.61
2:AB:71:VAL:HG13	2:AB:93:VAL:HB	1.83	0.61
5:AE:145:LYS:O	5:AE:149:GLU:HG2	2.01	0.61
10:AJ:6:ILE:HG22	10:AJ:98:ILE:HG13	1.82	0.61
12:AL:90:VAL:O	12:AL:92:ASP:N	2.27	0.61
23:B1:34:THR:CG2	31:BA:388:G:P	2.86	0.61
25:B3:19:GLN:NE2	25:B3:52:HIS:HE1	1.99	0.61
27:B5:52:TYR:CG	27:B5:52:TYR:O	2.53	0.61
31:BA:649:G:H2'	31:BA:650:C:C6	2.35	0.61
31:BA:1636:C:H2'	31:BA:1637:A:C8	2.35	0.61
33:BD:267:SER:C	33:BD:269:PHE:H	2.03	0.61
34:BE:182:LEU:HD12	34:BE:183:LEU:N	2.16	0.61
1:CA:336:C:O2'	1:CA:337:C:H5'	2.01	0.61
1:CA:827:U:H5''	1:CA:828:A:OP2	2.01	0.61
1:CA:1097:C:H1'	1:CA:1170:A:H1'	1.81	0.61
5:CE:43:LEU:HD21	5:CE:132:ALA:HB1	1.83	0.61
9:CI:48:GLU:N	9:CI:49:PRO:HD2	2.16	0.61
31:DA:753:C:O5'	31:DA:753:C:H6	1.84	0.61
31:DA:1803:A:O2'	33:DD:259:THR:HG21	2.01	0.61

Continued on next page...

Continued from previous page...

Atom-1	Atom-2	Interatomic distance (Å)	Clash overlap (Å)
33:DD:76:PRO:HG2	33:DD:98:VAL:CG2	2.29	0.61
33:DD:80:ALA:HB3	33:DD:94:LEU:HD13	1.82	0.61
33:DD:218:ARG:HB3	33:DD:219:PRO:HD2	1.83	0.61
41:DP:62:LEU:H	41:DP:62:LEU:HD22	1.65	0.61
46:DU:76:TYR:CZ	46:DU:80:ILE:HG13	2.36	0.61
48:DW:95:ILE:O	48:DW:95:ILE:HG13	2.00	0.61
49:DX:60:ARG:HH21	49:DX:74:PRO:HG2	1.65	0.61
1:AA:1106:G:H5''	3:AC:172:ARG:HG2	1.81	0.61
1:AA:1238:A:H62	1:AA:1299:A:H62	1.48	0.61
8:AH:53:VAL:O	8:AH:54:ASP:HB2	2.01	0.61
9:AI:114:TYR:HD2	9:AI:114:TYR:N	1.96	0.61
23:B1:65:SER:N	23:B1:67:ILE:CD1	2.63	0.61
31:BA:494:G:H5''	31:BA:494:G:H8	1.66	0.61
31:BA:1484:G:N2	31:BA:1505:C:N4	2.37	0.61
31:BA:2876:G:H4'	45:BT:3:ARG:HD3	1.83	0.61
33:BD:8:PRO:HB3	33:BD:14:ARG:CB	2.31	0.61
34:BE:95:ILE:HD12	34:BE:95:ILE:N	2.14	0.61
47:BV:62:LEU:HB3	47:BV:98:GLU:CB	2.30	0.61
47:BV:83:ARG:CG	47:BV:83:ARG:NH1	2.58	0.61
1:CA:253:U:H2'	1:CA:254:G:H8	1.66	0.61
1:CA:674:G:H21	11:CK:116:HIS:HB2	1.64	0.61
10:CJ:6:ILE:HD11	10:CJ:72:VAL:HB	1.83	0.61
12:CL:21:LYS:N	12:CL:21:LYS:HD2	2.16	0.61
31:DA:1763:G:H4'	31:DA:1763:G:OP1	2.01	0.61
31:DA:1956:U:C2'	31:DA:1957:C:H5'	2.30	0.61
37:DH:41:MET:O	37:DH:43:VAL:HG13	2.00	0.61
39:DN:15:LEU:HD13	39:DN:16:ILE:N	2.15	0.61
49:DX:29:TRP:CH2	49:DX:76:ARG:NH1	2.69	0.61
1:AA:1372:U:OP1	9:AI:72:GLY:N	2.34	0.60
31:BA:107:C:H2'	31:BA:108:U:H6	1.66	0.60
31:BA:1019:U:O2'	31:BA:1021:A:H2	1.83	0.60
31:BA:1191:G:OP1	41:BP:35:HIS:ND1	2.34	0.60
32:BB:81:G:H5''	32:BB:82:G:OP2	2.00	0.60
35:BF:80:ALA:O	35:BF:83:PHE:HB2	2.01	0.60
42:BQ:20:ALA:O	42:BQ:22:LYS:N	2.34	0.60
50:BY:44:ILE:HD12	50:BY:44:ILE:N	2.15	0.60
51:BZ:74:VAL:HG22	51:BZ:86:VAL:HG12	1.83	0.60
1:CA:52:G:O2'	1:CA:53:A:H5'	2.00	0.60
1:CA:192:U:O4'	20:CT:103:GLY:HA2	2.01	0.60
2:CB:71:VAL:HG13	2:CB:93:VAL:HB	1.82	0.60
6:CF:19:LEU:HD11	6:CF:59:TYR:CZ	2.35	0.60

Continued on next page...

Continued from previous page...

Atom-1	Atom-2	Interatomic distance (Å)	Clash overlap (Å)
31:DA:620:G:H4'	31:DA:621:A:C5'	2.30	0.60
31:DA:2476:A:N3	31:DA:2477:C:H5''	2.16	0.60
31:DA:2762:G:H5''	31:DA:2762:G:H8	1.66	0.60
33:DD:43:ARG:HD2	33:DD:44:ASN:OD1	2.01	0.60
36:DG:7:LEU:CD2	36:DG:176:LEU:HD22	2.31	0.60
36:DG:76:SER:CB	36:DG:83:ARG:HB3	2.31	0.60
38:DI:79:ILE:HG22	38:DI:81:VAL:HG23	1.81	0.60
45:DT:129:ARG:NH1	45:DT:131:ALA:HB3	2.16	0.60
47:DV:79:VAL:O	47:DV:80:GLN:CB	2.47	0.60
1:AA:922:G:H4'	5:AE:20:GLN:HA	1.83	0.60
1:AA:1067:A:H1'	1:AA:1068:G:C8	2.35	0.60
1:AA:1160:G:N3	1:AA:1160:G:H2'	2.14	0.60
1:AA:1372:U:H5''	9:AI:71:SER:HB3	1.84	0.60
1:AA:1379:G:C6	1:AA:1380:U:O4	2.54	0.60
9:AI:26:VAL:HG22	9:AI:61:ALA:HB3	1.81	0.60
12:AL:18:VAL:HG23	12:AL:19:ARG:H	1.65	0.60
27:B5:27:PRO:HB3	48:BW:23:LEU:HD11	1.83	0.60
27:B5:50:GLY:HA3	27:B5:56:LYS:CG	2.30	0.60
30:B8:25:MET:HG3	41:BP:64:LYS:HB3	1.83	0.60
30:B8:32:LEU:HB3	30:B8:34:TRP:CA	2.30	0.60
31:BA:329:G:H1	50:BY:19:LYS:HD2	1.65	0.60
31:BA:1163:G:H5'	47:BV:92:THR:HG21	1.84	0.60
45:BT:29:ARG:HG3	45:BT:84:GLN:HG3	1.82	0.60
2:CB:187:LEU:HD23	2:CB:201:ILE:HG22	1.83	0.60
2:CB:228:GLY:O	2:CB:230:VAL:HG13	2.00	0.60
13:CM:82:MET:HB2	13:CM:93:ARG:NH1	2.16	0.60
23:D1:25:LYS:C	23:D1:26:ARG:HG3	2.21	0.60
31:DA:83:G:H22	31:DA:102:G:HO2'	1.49	0.60
31:DA:1549:C:O2'	31:DA:1550:C:H5'	2.01	0.60
37:DH:20:ALA:HB1	37:DH:21:PRO:HD2	1.83	0.60
37:DH:158:HIS:CD2	37:DH:170:ARG:O	2.54	0.60
47:DV:73:SER:OG	47:DV:74:LYS:N	2.34	0.60
1:AA:1285:A:H4'	1:AA:1286:A:O5'	2.02	0.60
1:AA:1311:G:N2	1:AA:1327:C:C2	2.69	0.60
3:AC:29:TYR:O	3:AC:33:LEU:HB2	2.01	0.60
6:AF:19:LEU:HD11	6:AF:59:TYR:CZ	2.36	0.60
21:AU:9:ARG:O	21:AU:13:ILE:HG13	2.01	0.60
23:B1:87:PRO:CD	23:B1:88:LYS:N	2.51	0.60
25:B3:6:VAL:HG13	25:B3:54:VAL:CG1	2.31	0.60
31:BA:534:U:O2'	46:BU:49:HIS:CD2	2.55	0.60
31:BA:2524:G:H5'	31:BA:2524:G:H8	1.66	0.60

Continued on next page...

Continued from previous page...

Atom-1	Atom-2	Interatomic distance (Å)	Clash overlap (Å)
31:BA:2712:U:O2'	31:BA:2712(A):A:P	2.59	0.60
32:BB:82:G:H2'	32:BB:83:G:H5'	1.82	0.60
35:BF:9:ILE:HG23	35:BF:13:SER:O	2.01	0.60
37:BH:41:MET:O	37:BH:43:VAL:HG13	1.99	0.60
38:BI:53:ALA:HB2	38:BI:56:LYS:CG	2.31	0.60
41:BP:122:PRO:HA	41:BP:141:ALA:O	2.01	0.60
47:BV:90:PRO:HG2	47:BV:91:TYR:N	2.17	0.60
50:BY:2:ARG:C	50:BY:4:LYS:H	2.02	0.60
50:BY:46:LYS:O	50:BY:47:LYS:HB3	2.01	0.60
1:CA:189(K):U:H2'	1:CA:189(L):G:C8	2.37	0.60
1:CA:509:A:O2'	1:CA:510:A:P	2.60	0.60
4:CD:22:LYS:O	4:CD:113:SER:HB3	2.01	0.60
20:CT:73:HIS:O	20:CT:76:ALA:HB3	2.01	0.60
25:D3:19:GLN:HE22	25:D3:52:HIS:CE1	2.19	0.60
27:D5:27:PRO:HB3	48:DW:23:LEU:HD11	1.82	0.60
31:DA:588:U:H2'	31:DA:589:C:H6	1.66	0.60
31:DA:943:U:OP2	41:DP:38:GLN:CD	2.40	0.60
31:DA:1592:C:O2'	31:DA:1593:G:H5'	2.01	0.60
31:DA:2050:C:H1'	34:DE:156:MET:HE1	1.82	0.60
31:DA:2657:A:C2	31:DA:2664:G:N2	2.68	0.60
33:DD:32:SER:C	33:DD:33:LEU:HG	2.21	0.60
33:DD:35:LYS:NZ	33:DD:104:TYR:CB	2.50	0.60
34:DE:60:ASN:N	34:DE:60:ASN:ND2	2.49	0.60
34:DE:147:PRO:HB2	34:DE:149:ARG:HG2	1.83	0.60
35:DF:9:ILE:HG23	35:DF:13:SER:O	2.01	0.60
36:DG:16:ARG:O	36:DG:20:ILE:HG13	2.01	0.60
37:DH:68:THR:O	37:DH:69:ARG:C	2.39	0.60
37:DH:92:ILE:O	37:DH:94:TYR:N	2.33	0.60
42:DQ:20:ALA:O	42:DQ:22:LYS:N	2.34	0.60
49:DX:24:GLY:O	49:DX:25:LYS:O	2.18	0.60
49:DX:35:THR:O	49:DX:36:LYS:O	2.19	0.60
1:AA:41:G:H2'	1:AA:42:G:C8	2.36	0.60
1:AA:299:G:C6	1:AA:300:A:C6	2.88	0.60
1:AA:1279:A:H2	10:AJ:43:ARG:HH12	1.47	0.60
20:AT:56:MET:HG2	20:AT:84:LEU:CD1	2.32	0.60
23:B1:19:GLN:HE21	31:BA:379:G:N2	1.89	0.60
23:B1:65:SER:N	23:B1:67:ILE:HD11	2.15	0.60
27:B5:51:TYR:CD2	27:B5:52:TYR:CE2	2.89	0.60
31:BA:128:C:H6	31:BA:128:C:H5''	1.66	0.60
31:BA:2753:A:O2'	31:BA:2754:U:H5'	2.02	0.60
35:BF:175:THR:O	35:BF:176:LEU:HB2	2.01	0.60

Continued on next page...

Continued from previous page...

Atom-1	Atom-2	Interatomic distance (Å)	Clash overlap (Å)
37:BH:92:ILE:O	37:BH:94:TYR:N	2.35	0.60
45:BT:38:ASN:ND2	45:BT:40:THR:H	1.98	0.60
49:BX:38:GLU:N	49:BX:38:GLU:OE1	2.34	0.60
50:BY:75:ILE:HD11	50:BY:79:CYS:C	2.21	0.60
1:CA:1064:G:H1'	1:CA:1065:U:OP2	2.01	0.60
1:CA:1392:G:N2	1:CA:1502:A:C8	2.68	0.60
2:CB:14:GLY:O	2:CB:15:VAL:HG13	2.01	0.60
16:CP:76:GLN:HG2	16:CP:76:GLN:O	2.02	0.60
31:DA:176:G:C2'	31:DA:177:G:H5'	2.31	0.60
31:DA:760:G:H2'	31:DA:761:A:O4'	2.02	0.60
31:DA:1991:U:H2'	31:DA:1992:G:H5''	1.83	0.60
31:DA:2476:A:C5	31:DA:2477:C:C5	2.89	0.60
37:DH:85:LYS:HE2	37:DH:145:ALA:HB2	1.84	0.60
39:DN:1:MET:HB3	47:DV:20:LEU:CD2	2.25	0.60
1:AA:22:G:H2'	1:AA:23:C:H6	1.67	0.60
1:AA:189(K):U:H2'	1:AA:189(L):G:C8	2.37	0.60
2:AB:116:GLU:HA	2:AB:119:GLU:HB2	1.82	0.60
3:AC:155:GLY:O	3:AC:156:ARG:HB2	2.01	0.60
22:B0:77:ARG:NH2	31:BA:857:C:H5'	2.16	0.60
25:B3:11:SER:OG	25:B3:13:ILE:HG12	2.01	0.60
28:B6:10:LEU:N	28:B6:10:LEU:HD22	2.15	0.60
28:B6:15:GLU:CD	28:B6:18:ARG:CD	2.69	0.60
30:B8:39:LYS:O	30:B8:39:LYS:HE2	2.01	0.60
31:BA:17:G:H4'	46:BU:25:TRP:CH2	2.35	0.60
31:BA:308:G:O2'	50:BY:19:LYS:HE3	2.00	0.60
31:BA:1528(A):A:C5	31:BA:1529:G:C8	2.90	0.60
31:BA:2476:A:C5	31:BA:2477:C:C5	2.89	0.60
31:BA:2712:U:O2	31:BA:2712:U:C5'	2.49	0.60
40:BO:60:ALA:HB2	40:BO:86:ILE:HA	1.82	0.60
41:BP:108:LYS:C	41:BP:110:TYR:N	2.55	0.60
45:BT:91:ARG:HA	45:BT:117:ASP:H	1.67	0.60
1:CA:1216:G:H5''	14:CN:5:ALA:CB	2.32	0.60
5:CE:51:VAL:HB	5:CE:52:PRO:CD	2.29	0.60
8:CH:9:MET:HG2	8:CH:10:LEU:HD23	1.83	0.60
31:DA:823:G:O2'	31:DA:824:A:H5'	2.02	0.60
31:DA:2577:A:H5''	31:DA:2578:G:C5'	2.31	0.60
39:DN:3:THR:HA	39:DN:4:TYR:CD1	2.36	0.60
44:DS:56:LEU:O	44:DS:57:LYS:HB2	2.01	0.60
46:DU:27:LEU:N	46:DU:27:LEU:HD23	2.17	0.60
47:DV:51:VAL:CG1	47:DV:52:VAL:H	2.13	0.60
2:AB:22:LYS:NZ	2:AB:22:LYS:HA	2.17	0.60

Continued on next page...

Continued from previous page...

Atom-1	Atom-2	Interatomic distance (Å)	Clash overlap (Å)
2:AB:178:ARG:NH2	8:AH:68:ARG:HH22	2.00	0.60
2:AB:219:VAL:HA	2:AB:222:ILE:HD12	1.83	0.60
4:AD:31:CYS:SG	4:AD:31:CYS:O	2.59	0.60
16:AP:39:TYR:HA	16:AP:48:TRP:O	2.02	0.60
18:AR:50:ILE:CD1	18:AR:70:ILE:HG21	2.28	0.60
25:B3:43:ILE:O	25:B3:47:VAL:HG23	2.02	0.60
27:B5:4:HIS:HB3	27:B5:5:PRO:CD	2.16	0.60
29:B7:5:TRP:CD1	29:B7:7:PRO:HG3	2.37	0.60
31:BA:672:C:H2'	31:BA:673:C:H6	1.66	0.60
31:BA:1434:A:H61	31:BA:1558:A:N6	1.98	0.60
31:BA:1528:A:H2'	31:BA:1528:A:N3	2.17	0.60
31:BA:2580:U:C5'	34:BE:131:ALA:H	2.15	0.60
38:BI:79:ILE:HG22	38:BI:81:VAL:HG23	1.83	0.60
40:BO:14:THR:HG21	40:BO:86:ILE:HD13	1.83	0.60
41:BP:101:VAL:HB	41:BP:107:LYS:HA	1.83	0.60
43:BR:71:GLN:CA	43:BR:71:GLN:HE21	2.14	0.60
44:BS:34:HIS:CD2	44:BS:34:HIS:N	2.67	0.60
47:BV:51:VAL:HG12	47:BV:52:VAL:N	2.15	0.60
1:CA:505:G:C6	1:CA:535:A:C2	2.89	0.60
1:CA:767:A:H2'	1:CA:768:A:O4'	2.01	0.60
1:CA:1279:A:H2	10:CJ:43:ARG:HH12	1.49	0.60
1:CA:1399:C:C2	1:CA:1502:A:N6	2.69	0.60
5:CE:101:ILE:CD1	5:CE:119:LEU:HA	2.32	0.60
27:D5:40:LYS:HZ3	27:D5:46:CYS:HB3	1.66	0.60
27:D5:52:TYR:O	27:D5:52:TYR:CG	2.53	0.60
28:D6:36:LEU:HD13	28:D6:50:ARG:CZ	2.31	0.60
31:DA:267:C:H2'	31:DA:268:C:C6	2.37	0.60
31:DA:518:G:H2'	31:DA:519:U:H6	1.66	0.60
31:DA:901:A:H5'	31:DA:902:C:OP2	2.00	0.60
31:DA:1464:C:O2'	31:DA:1528:A:C8	2.55	0.60
31:DA:2317:C:H2'	31:DA:2318:G:C5'	2.22	0.60
31:DA:2830:G:C5'	31:DA:2830:G:H8	2.14	0.60
39:DN:46:VAL:HG13	39:DN:48:MET:HG3	1.84	0.60
41:DP:17:LYS:O	41:DP:17:LYS:CG	2.50	0.60
42:DQ:141:GLN:HA	51:DZ:53:ILE:HB	1.83	0.60
43:DR:56:LYS:HE2	43:DR:94:TYR:CE2	2.36	0.60
44:DS:17:ARG:C	44:DS:19:LYS:H	2.04	0.60
47:DV:90:PRO:CG	47:DV:91:TYR:H	2.13	0.60
50:DY:61:ILE:HG22	50:DY:61:ILE:O	2.02	0.60
1:AA:1090:U:C2	1:AA:1091:U:C5	2.90	0.60
4:AD:108:LEU:HD23	4:AD:183:GLY:HA3	1.82	0.60

Continued on next page...

Continued from previous page...

Atom-1	Atom-2	Interatomic distance (Å)	Clash overlap (Å)
10:AJ:51:ARG:HE	10:AJ:61:GLU:HB2	1.67	0.60
16:AP:6:LEU:HD23	16:AP:17:TYR:CG	2.36	0.60
19:AS:24:ALA:O	19:AS:25:LYS:HB2	2.01	0.60
31:BA:543:C:H42	31:BA:551:G:H1	1.50	0.60
31:BA:1024:G:C3'	31:BA:1025:G:H5''	2.30	0.60
31:BA:2055:C:H5'	31:BA:2056:G:O5'	2.01	0.60
31:BA:2476:A:N3	31:BA:2477:C:H5''	2.17	0.60
33:BD:166:GLN:HA	33:BD:166:GLN:NE2	2.13	0.60
34:BE:93:VAL:N	34:BE:95:ILE:HD13	2.13	0.60
34:BE:95:ILE:CD1	34:BE:95:ILE:H	2.15	0.60
39:BN:47:ALA:CB	39:BN:112:LEU:HD11	2.19	0.60
39:BN:90:MET:O	39:BN:93:THR:O	2.20	0.60
41:BP:50:ARG:HG2	41:BP:50:ARG:NH2	2.15	0.60
44:BS:74:ALA:O	44:BS:77:ALA:HB3	2.01	0.60
1:CA:1285:A:H4'	1:CA:1286:A:O5'	2.02	0.60
1:CA:1416:G:H2'	1:CA:1417:G:O4'	2.01	0.60
2:CB:17:PHE:CD1	2:CB:44:LEU:HD11	2.37	0.60
2:CB:116:GLU:HA	2:CB:119:GLU:CB	2.30	0.60
5:CE:145:LYS:O	5:CE:149:GLU:HG2	2.02	0.60
22:D0:74:ARG:HG2	32:DB:12:C:O2'	2.02	0.60
25:D3:6:VAL:HG22	25:D3:56:VAL:HG22	1.83	0.60
27:D5:16:ARG:NH2	31:DA:517:C:OP1	2.34	0.60
31:DA:271(H):G:O2'	31:DA:271(I):G:H5''	2.01	0.60
31:DA:632:A:O2'	31:DA:633:A:H5'	2.01	0.60
31:DA:1025:G:C4	31:DA:1135:C:H1'	2.37	0.60
31:DA:1047:G:H21	31:DA:1111:A:H62	1.49	0.60
31:DA:1359:A:C8	31:DA:1372:U:O4	2.54	0.60
31:DA:1832:C:N4	31:DA:1833:U:C4	2.70	0.60
31:DA:2394:C:OP1	41:DP:63:PRO:CD	2.35	0.60
31:DA:2722:G:O2'	43:DR:5:LYS:HB2	2.02	0.60
33:DD:223:GLY:HA3	33:DD:231:HIS:ND1	2.17	0.60
38:DI:81:VAL:HG11	38:DI:123:LEU:HD21	1.83	0.60
42:DQ:29:PHE:O	42:DQ:30:GLY:O	2.19	0.60
43:DR:53:HIS:HD2	43:DR:94:TYR:OH	1.84	0.60
49:DX:36:LYS:O	49:DX:38:GLU:N	2.35	0.60
1:AA:783:C:O2'	1:AA:784:C:H5'	2.01	0.60
1:AA:1325:C:H4'	21:AU:17:THR:HG21	1.82	0.60
5:AE:147:ASP:HA	5:AE:150:ARG:HH11	1.67	0.60
7:AG:79:ARG:NE	7:AG:84:ASN:HD21	2.00	0.60
14:AN:40:CYS:SG	14:AN:42:ILE:HG12	2.41	0.60
28:B6:25:LYS:O	31:BA:2286:A:H2	1.84	0.60

Continued on next page...

Continued from previous page...

Atom-1	Atom-2	Interatomic distance (Å)	Clash overlap (Å)
31:BA:901:A:H5'	31:BA:902:C:OP2	2.01	0.60
31:BA:1986:A:H2'	31:BA:1987:G:C5'	2.23	0.60
31:BA:2262:U:O2'	31:BA:2263:C:H5'	2.01	0.60
31:BA:2759:G:C8	31:BA:2759:G:C5'	2.85	0.60
34:BE:111:ARG:HA	43:BR:2:ARG:HG3	1.82	0.60
45:BT:31:SER:C	45:BT:32:TYR:CD2	2.75	0.60
47:BV:5:VAL:HG23	47:BV:36:PRO:HB2	1.84	0.60
47:BV:23:GLU:O	47:BV:24:LYS:C	2.40	0.60
1:CA:1311:G:N2	1:CA:1327:C:C2	2.70	0.60
2:CB:21:ARG:CB	2:CB:39:ILE:HA	2.32	0.60
23:D1:46:LEU:H	23:D1:46:LEU:CD1	2.08	0.60
31:DA:1701:A:H2'	31:DA:1702:G:H5'	1.84	0.60
31:DA:2759:G:C8	31:DA:2759:G:C5'	2.85	0.60
33:DD:58:HIS:HD2	33:DD:59:LYS:H	1.49	0.60
35:DF:18:ARG:CG	35:DF:19:GLU:H	2.10	0.60
37:DH:41:MET:CE	37:DH:55:PRO:HD3	2.32	0.60
38:DI:110:ASP:C	38:DI:112:LYS:H	2.03	0.60
42:DQ:43:THR:HB	42:DQ:45:GLN:HG2	1.83	0.60
45:DT:23:ARG:HB2	45:DT:24:PRO:CD	2.23	0.60
47:DV:21:ARG:HG2	47:DV:93:GLU:OE1	2.02	0.60
1:AA:142:G:C2	1:AA:143:A:C8	2.90	0.60
1:AA:983:A:H2	1:AA:984:C:C6	2.20	0.60
14:AN:4:LYS:O	14:AN:7:ILE:HG12	2.01	0.60
28:B6:20:ASN:O	28:B6:21:TYR:CD1	2.55	0.60
31:BA:59:U:OP1	49:BX:72:LYS:HE2	2.02	0.60
31:BA:154:G:H2'	31:BA:154(A):C:O2	2.01	0.60
31:BA:1981:A:H5''	31:BA:1982:C:OP2	2.01	0.60
31:BA:2291:U:H5''	31:BA:2380:C:O2	2.02	0.60
32:BB:29:A:C2	32:BB:30:C:C2	2.89	0.60
33:BD:176:ARG:O	33:BD:176:ARG:HG3	2.01	0.60
37:BH:156:ALA:C	37:BH:158:HIS:H	2.05	0.60
38:BI:4:ILE:HD11	38:BI:44:LEU:HD23	1.84	0.60
39:BN:15:LEU:HD13	39:BN:16:ILE:N	2.17	0.60
43:BR:72:ASP:HB3	43:BR:75:LEU:HB2	1.83	0.60
43:BR:101:ALA:O	43:BR:102:GLU:HB2	2.02	0.60
45:BT:65:LYS:HG3	45:BT:66:VAL:N	2.17	0.60
1:CA:147:G:H2'	1:CA:148:G:H5'	1.84	0.60
2:CB:21:ARG:HB3	2:CB:39:ILE:HA	1.83	0.60
3:CC:150:LYS:HB3	3:CC:201:TYR:HB2	1.83	0.60
30:D8:4:MET:HE1	31:DA:593:G:C1'	2.31	0.60
31:DA:143:G:H2'	31:DA:143(A):C:H6	1.67	0.60

Continued on next page...

Continued from previous page...

Atom-1	Atom-2	Interatomic distance (Å)	Clash overlap (Å)
31:DA:570:G:H2'	31:DA:2030:A:C6	2.37	0.60
31:DA:1484:G:H2'	31:DA:1485:G:O5'	2.02	0.60
31:DA:2660:A:H5'	31:DA:2661:G:C2	2.36	0.60
31:DA:2688:U:H5	31:DA:2720:U:OP2	1.84	0.60
43:DR:44:LEU:HD22	43:DR:48:VAL:HG23	1.82	0.60
47:DV:64:HIS:CD2	47:DV:94:LEU:HD21	2.36	0.60
51:DZ:151:HIS:HA	51:DZ:171:ILE:HG12	1.84	0.60
1:AA:233:C:H2'	1:AA:234:C:H6	1.67	0.60
1:AA:370:C:H2'	1:AA:371:G:O4'	2.01	0.60
5:AE:18:ARG:HH21	5:AE:25:ARG:HG2	1.65	0.60
6:AF:3:ARG:HB3	6:AF:93:SER:HB2	1.84	0.60
9:AI:48:GLU:N	9:AI:49:PRO:HD2	2.16	0.60
30:B8:53:PRO:HA	30:B8:56:GLU:HB2	1.83	0.60
31:BA:49:A:C4'	31:BA:50:U:H5'	2.31	0.60
31:BA:176:G:C2'	31:BA:177:G:H5'	2.30	0.60
31:BA:547:A:C8	31:BA:549:G:O6	2.55	0.60
31:BA:1115:G:H2'	31:BA:1116:C:H5''	1.84	0.60
31:BA:1245:G:OP1	41:BP:16:ARG:HG2	2.02	0.60
31:BA:1983:C:O2'	31:BA:1984:G:H5'	2.01	0.60
31:BA:2532:G:O2'	31:BA:2657:A:N6	2.34	0.60
31:BA:2810:A:C2'	34:BE:61:ARG:NH2	2.64	0.60
32:BB:74:U:C3'	32:BB:75:G:H5''	2.32	0.60
32:BB:87:G:H3'	32:BB:88:C:C5'	2.21	0.60
33:BD:144:ALA:HB3	33:BD:192:THR:HG23	1.84	0.60
33:BD:176:ARG:HH11	33:BD:176:ARG:HG2	1.67	0.60
34:BE:167:VAL:HG13	34:BE:170:LEU:HD11	1.84	0.60
35:BF:132:VAL:HG22	35:BF:133:ASN:N	2.17	0.60
36:BG:108:ASN:O	36:BG:112:PRO:HG2	2.02	0.60
48:BW:59:VAL:CG1	48:BW:60:ASN:N	2.63	0.60
49:BX:35:THR:O	49:BX:36:LYS:O	2.20	0.60
49:BX:64:LYS:O	49:BX:65:ARG:HB2	2.01	0.60
1:CA:359:U:H2'	1:CA:360:A:C8	2.36	0.60
1:CA:562:C:H4'	1:CA:563:A:O5'	2.01	0.60
1:CA:673:G:O3'	6:CF:87:ARG:NH2	2.35	0.60
1:CA:681:C:N3	1:CA:710:G:C2	2.70	0.60
1:CA:949:A:H1'	1:CA:1364:U:H3	1.66	0.60
1:CA:1189:C:O3'	3:CC:5:ILE:HD12	2.02	0.60
1:CA:1521:G:H2'	1:CA:1522:U:C6	2.37	0.60
4:CD:12:CYS:HA	4:CD:19:LEU:CD1	2.31	0.60
5:CE:18:ARG:HH21	5:CE:25:ARG:HG2	1.67	0.60
24:D2:34:GLU:O	24:D2:36:ARG:N	2.35	0.60

Continued on next page...

Continued from previous page...

Atom-1	Atom-2	Interatomic distance (Å)	Clash overlap (Å)
31:DA:234:C:H2'	31:DA:235:U:C6	2.37	0.60
31:DA:1336:A:H2'	31:DA:1337:G:H8	1.66	0.60
31:DA:2713:A:H3'	31:DA:2714:G:C5'	2.32	0.60
41:DP:83:VAL:CG1	41:DP:112:LEU:HD21	2.31	0.60
41:DP:140:ALA:O	41:DP:141:ALA:HB2	2.01	0.60
45:DT:109:GLU:HA	45:DT:112:ARG:CG	2.31	0.60
1:AA:724:G:C2	1:AA:725:G:C8	2.89	0.59
2:AB:17:PHE:CD1	2:AB:44:LEU:HD11	2.37	0.59
3:AC:6:HIS:HD2	3:AC:7:PRO:HD2	1.66	0.59
3:AC:130:VAL:O	3:AC:134:ILE:HG12	2.02	0.59
16:AP:9:PHE:CE2	16:AP:18:ARG:NE	2.70	0.59
29:B7:11:LYS:HE2	31:BA:686:G:H5''	1.84	0.59
31:BA:632:A:O2'	31:BA:633:A:H5'	2.01	0.59
31:BA:662:G:P	41:BP:18:ARG:HD2	2.41	0.59
31:BA:823:G:O2'	31:BA:824:A:H5'	2.02	0.59
31:BA:1317:A:H2'	31:BA:1318:C:H6	1.65	0.59
31:BA:2186:G:C3'	31:BA:2187:G:H5''	2.32	0.59
31:BA:2801(A):A:HO2'	31:BA:2803:C:H5	1.48	0.59
33:BD:43:ARG:HH11	33:BD:44:ASN:CG	2.04	0.59
33:BD:95:LEU:H	33:BD:95:LEU:HD12	1.66	0.59
34:BE:181:LEU:HD21	45:BT:7:ILE:HG23	1.84	0.59
45:BT:30:VAL:HG22	45:BT:84:GLN:O	2.01	0.59
51:BZ:64:GLY:O	51:BZ:65:GLN:O	2.20	0.59
1:CA:524:G:H2'	1:CA:525:C:C6	2.37	0.59
1:CA:1391:U:H2'	1:CA:1392:G:C8	2.37	0.59
1:CA:1442:G:O2'	1:CA:1442(A):G:C5'	2.48	0.59
3:CC:6:HIS:HD2	3:CC:7:PRO:HD2	1.66	0.59
23:D1:19:GLN:CD	23:D1:44:PRO:HB3	2.21	0.59
27:D5:51:TYR:HB3	27:D5:52:TYR:O	2.02	0.59
31:DA:863:A:O2'	31:DA:864:G:H5'	2.01	0.59
31:DA:1501:C:H2'	31:DA:1502:C:H6	1.67	0.59
31:DA:1839:G:N7	31:DA:1927:A:H1'	2.16	0.59
31:DA:2376:A:OP1	31:DA:2376:A:H8	1.85	0.59
31:DA:2580:U:C5'	34:DE:131:ALA:H	2.15	0.59
31:DA:2723:C:H5''	43:DR:2:ARG:HD3	1.85	0.59
31:DA:2870:C:H2'	31:DA:2871:C:H5'	1.84	0.59
32:DB:66:A:C6	32:DB:109:C:C5	2.89	0.59
32:DB:81:G:H5''	32:DB:82:G:OP2	2.02	0.59
38:DI:10:GLU:O	38:DI:12:LEU:HD23	2.01	0.59
39:DN:63:THR:O	39:DN:64:GLY:O	2.20	0.59
42:DQ:76:LYS:H	42:DQ:88:GLY:HA2	1.67	0.59

Continued on next page...

Continued from previous page...

Atom-1	Atom-2	Interatomic distance (Å)	Clash overlap (Å)
47:DV:36:PRO:CG	47:DV:62:LEU:HD11	2.32	0.59
48:DW:86:LEU:C	48:DW:86:LEU:HD12	2.20	0.59
49:DX:73:ARG:O	49:DX:74:PRO:C	2.41	0.59
50:DY:100:ALA:O	50:DY:101:LYS:HB2	2.02	0.59
1:AA:78:G:H1	1:AA:91:C:H42	1.48	0.59
1:AA:376:G:H4'	16:AP:5:ARG:NH1	2.10	0.59
1:AA:672:U:O2	1:AA:672:U:H2'	2.00	0.59
1:AA:1159:U:H4'	1:AA:1160:G:OP1	2.01	0.59
27:B5:2:ALA:N	31:BA:747:U:C4	2.70	0.59
31:BA:1502:C:O2	31:BA:1502:C:C2'	2.49	0.59
31:BA:2657:A:H2	31:BA:2664:G:N2	2.01	0.59
33:BD:25:THR:HG23	33:BD:27:THR:HB	1.83	0.59
39:BN:3:THR:HA	39:BN:4:TYR:CD1	2.37	0.59
47:BV:54:GLY:O	47:BV:56:SER:N	2.31	0.59
50:BY:44:ILE:H	50:BY:44:ILE:CD1	2.12	0.59
51:BZ:151:HIS:HA	51:BZ:171:ILE:HG12	1.83	0.59
1:CA:386:C:C2'	1:CA:387:U:H5'	2.32	0.59
1:CA:1049:U:H4'	1:CA:1050:G:O5'	2.02	0.59
1:CA:1399:C:H4'	1:CA:1400:C:H5''	1.85	0.59
2:CB:90:MET:HE2	2:CB:90:MET:HA	1.83	0.59
6:CF:3:ARG:HB3	6:CF:93:SER:HB2	1.84	0.59
8:CH:31:PHE:O	8:CH:35:ILE:HG13	2.02	0.59
31:DA:1331:A:H2'	31:DA:1333:C:H5	1.67	0.59
31:DA:1686:C:C2'	31:DA:1687:G:H5'	2.32	0.59
35:DF:129:PHE:CD2	35:DF:163:VAL:HG21	2.36	0.59
39:DN:39:ARG:HE	39:DN:41:ASP:HB2	1.67	0.59
49:DX:40:LYS:HG3	49:DX:51:VAL:HB	1.83	0.59
1:AA:376:G:OP2	16:AP:67:THR:HG21	2.02	0.59
1:AA:1452:C:H5'	1:AA:1456:G:C4	2.37	0.59
10:AJ:6:ILE:HD11	10:AJ:72:VAL:HB	1.83	0.59
15:AO:39:LEU:HD13	15:AO:56:LEU:HB2	1.82	0.59
20:AT:13:LEU:H	20:AT:13:LEU:HD12	1.67	0.59
20:AT:73:HIS:O	20:AT:76:ALA:HB3	2.02	0.59
31:BA:960:A:H5''	31:BA:961:C:OP2	2.01	0.59
31:BA:1332:G:N2	31:BA:1609:A:O2'	2.35	0.59
31:BA:1348:G:H2'	31:BA:1349:A:H5'	1.83	0.59
32:BB:21:G:O6	32:BB:63:G:C5	2.55	0.59
39:BN:75:TYR:N	39:BN:75:TYR:CD1	2.70	0.59
1:CA:341:C:C2'	1:CA:342:C:H5'	2.32	0.59
1:CA:1159:U:H4'	1:CA:1160:G:OP1	2.02	0.59
1:CA:1372:U:H5''	9:CI:71:SER:HB3	1.83	0.59

Continued on next page...

Continued from previous page...

Atom-1	Atom-2	Interatomic distance (Å)	Clash overlap (Å)
1:CA:1372:U:OP1	9:CI:72:GLY:N	2.35	0.59
1:CA:1521:G:H2'	1:CA:1522:U:H6	1.67	0.59
8:CH:53:VAL:O	8:CH:54:ASP:HB2	2.02	0.59
9:CI:111:ARG:O	9:CI:113:LYS:HD2	2.02	0.59
22:D0:24:LYS:O	22:D0:25:ARG:HD2	2.02	0.59
23:D1:34:THR:CG2	31:DA:388:G:P	2.87	0.59
23:D1:65:SER:N	23:D1:67:ILE:CD1	2.66	0.59
30:D8:14:VAL:HG13	30:D8:22:VAL:HG13	1.83	0.59
31:DA:1803:A:H4'	33:DD:259:THR:CG2	2.33	0.59
31:DA:2415:G:C4'	41:DP:67:MET:H	2.08	0.59
33:DD:172:TYR:CD1	33:DD:186:HIS:HA	2.37	0.59
38:DI:4:ILE:HD11	38:DI:44:LEU:HD23	1.85	0.59
44:DS:34:HIS:N	44:DS:34:HIS:CD2	2.71	0.59
45:DT:38:ASN:ND2	45:DT:40:THR:H	2.00	0.59
1:AA:922:G:C6	1:AA:923:A:C6	2.90	0.59
2:AB:228:GLY:O	2:AB:230:VAL:HG13	2.02	0.59
3:AC:6:HIS:CD2	3:AC:7:PRO:HD2	2.38	0.59
5:AE:12:LEU:O	5:AE:13:ILE:HD12	2.02	0.59
24:B2:34:GLU:O	24:B2:36:ARG:N	2.36	0.59
31:BA:143:G:C1'	49:BX:38:GLU:HG3	2.31	0.59
31:BA:624:C:C2'	31:BA:625:G:H5'	2.31	0.59
31:BA:966:G:C6	31:BA:967:C:N4	2.70	0.59
31:BA:1502:C:H5'	31:BA:1503:U:OP2	2.02	0.59
31:BA:1654:A:H1'	31:BA:2823:A:H5'	1.82	0.59
41:BP:50:ARG:HG2	41:BP:50:ARG:HH21	1.67	0.59
46:BU:91:ASP:OD2	46:BU:96:ALA:HB2	2.01	0.59
46:BU:95:LEU:C	46:BU:97:ASP:H	2.06	0.59
51:BZ:149:SER:HB3	51:BZ:173:ALA:HA	1.84	0.59
51:BZ:150:LEU:N	51:BZ:150:LEU:HD13	2.18	0.59
1:CA:56:U:H2'	1:CA:57:G:C8	2.38	0.59
1:CA:299:G:C6	1:CA:300:A:C6	2.91	0.59
1:CA:392:G:H2'	1:CA:393:A:C8	2.37	0.59
1:CA:774:G:H2'	1:CA:775:G:H5'	1.85	0.59
1:CA:1313:U:P	19:CS:6:LYS:HG3	2.42	0.59
6:CF:4:TYR:HA	6:CF:91:VAL:O	2.03	0.59
6:CF:61:LEU:HB3	6:CF:63:TYR:HE2	1.67	0.59
7:CG:75:VAL:HG12	7:CG:88:PRO:HB3	1.83	0.59
9:CI:83:ARG:O	9:CI:86:VAL:HG12	2.02	0.59
13:CM:97:PRO:C	13:CM:98:VAL:HA	2.23	0.59
17:CQ:59:ILE:HG22	17:CQ:71:PHE:HD1	1.68	0.59
31:DA:1022:G:N2	31:DA:1142(A):A:H2	2.00	0.59

Continued on next page...

Continued from previous page...

Atom-1	Atom-2	Interatomic distance (Å)	Clash overlap (Å)
31:DA:1051:G:C2	31:DA:1052:C:N4	2.70	0.59
31:DA:1052:C:H6	31:DA:1052:C:H3'	1.68	0.59
31:DA:1191:G:OP1	41:DP:35:HIS:ND1	2.35	0.59
31:DA:1509(B):A:H2'	31:DA:1510:G:H8	1.67	0.59
31:DA:2023:G:H5'	31:DA:2617:C:H4'	1.84	0.59
31:DA:2201:C:O2'	31:DA:2202:C:H5'	2.02	0.59
31:DA:2637:U:H5'	31:DA:2637:U:H6	1.66	0.59
34:DE:116:VAL:CG1	34:DE:122:PHE:CD2	2.85	0.59
34:DE:182:LEU:HD12	34:DE:183:LEU:N	2.16	0.59
38:DI:67:ARG:O	38:DI:68:LEU:HB2	2.02	0.59
42:DQ:42:ILE:HD13	42:DQ:97:VAL:CG2	2.32	0.59
45:DT:29:ARG:HG2	45:DT:86:ILE:N	2.16	0.59
45:DT:38:ASN:HD22	45:DT:40:THR:H	1.48	0.59
45:DT:102:ILE:HB	45:DT:110:ILE:HD13	1.83	0.59
46:DU:100:VAL:O	46:DU:103:PRO:HD3	2.02	0.59
48:DW:62:HIS:O	48:DW:64:MET:HG3	2.02	0.59
50:DY:37:VAL:HG11	50:DY:72:VAL:CG2	2.32	0.59
51:DZ:149:SER:HB3	51:DZ:173:ALA:HA	1.84	0.59
1:AA:1064:G:H1'	1:AA:1065:U:OP2	2.02	0.59
1:AA:1346:A:N1	1:AA:1374:A:H5''	2.18	0.59
2:AB:101:MET:HG2	2:AB:108:ILE:HG21	1.84	0.59
10:AJ:32:ALA:HB2	10:AJ:76:ASN:HB3	1.85	0.59
22:B0:53:MET:HB2	22:B0:59:LEU:HD23	1.85	0.59
23:B1:46:LEU:CD1	23:B1:46:LEU:H	2.07	0.59
31:BA:999:U:O2'	31:BA:1000:A:H5'	2.02	0.59
31:BA:1434:A:C2'	31:BA:1435:G:H5'	2.32	0.59
31:BA:1484:G:H2'	31:BA:1485:G:O5'	2.02	0.59
31:BA:2475:C:C5'	31:BA:2476:A:OP2	2.49	0.59
33:BD:8:PRO:CB	33:BD:14:ARG:HB3	2.32	0.59
33:BD:35:LYS:HG2	33:BD:64:ILE:CA	2.32	0.59
34:BE:109:LYS:HD3	43:BR:2:ARG:NH1	2.17	0.59
38:BI:56:LYS:HZ2	38:BI:57:ARG:N	2.01	0.59
41:BP:121:LYS:HG3	41:BP:122:PRO:HD2	1.83	0.59
1:CA:193:C:H2'	1:CA:194:C:H6	1.66	0.59
12:CL:90:VAL:O	12:CL:92:ASP:N	2.32	0.59
18:CR:43:PHE:C	18:CR:44:LEU:HD12	2.23	0.59
18:CR:50:ILE:CD1	18:CR:70:ILE:HG21	2.29	0.59
22:D0:26:TYR:CE2	31:DA:857:C:H1'	2.36	0.59
24:D2:25:VAL:HG13	24:D2:26:ARG:HD2	1.83	0.59
25:D3:47:VAL:HG11	25:D3:56:VAL:HG21	1.84	0.59
31:DA:527:C:OP2	31:DA:2779:U:C5	2.50	0.59

Continued on next page...

Continued from previous page...

Atom-1	Atom-2	Interatomic distance (Å)	Clash overlap (Å)
31:DA:528:A:H5''	31:DA:528:A:C8	2.36	0.59
31:DA:1022:G:C5	31:DA:1140:C:N4	2.70	0.59
31:DA:1899:G:N2	31:DA:1902:C:N4	2.31	0.59
31:DA:2335:A:C8	31:DA:2337:G:C5	2.90	0.59
31:DA:2631:G:N2	34:DE:61:ARG:HH12	1.99	0.59
31:DA:2652:C:C2'	31:DA:2653:U:H5'	2.32	0.59
33:DD:25:THR:HG23	33:DD:27:THR:HB	1.85	0.59
34:DE:87:GLU:O	34:DE:89:ASP:N	2.35	0.59
39:DN:3:THR:CA	39:DN:4:TYR:CD1	2.85	0.59
39:DN:23:LEU:CD1	39:DN:98:VAL:HG12	2.32	0.59
39:DN:78:TYR:HD1	39:DN:79:PRO:N	1.99	0.59
42:DQ:140:ALA:CB	51:DZ:53:ILE:HG13	2.31	0.59
44:DS:34:HIS:CE1	44:DS:54:LEU:HB2	2.37	0.59
45:DT:80:SER:HB3	45:DT:81:PRO:HD3	1.84	0.59
50:DY:88:LYS:NZ	50:DY:93:GLY:HA3	2.17	0.59
1:AA:341:C:C2'	1:AA:342:C:H5'	2.33	0.59
1:AA:524:G:H2'	1:AA:525:C:C6	2.38	0.59
1:AA:616:G:C2	1:AA:617:G:C8	2.91	0.59
1:AA:623:C:C4	1:AA:624:C:C5	2.90	0.59
5:AE:51:VAL:HB	5:AE:52:PRO:CD	2.32	0.59
25:B3:19:GLN:NE2	25:B3:52:HIS:CE1	2.71	0.59
28:B6:19:ARG:NH2	31:BA:2401:U:OP1	2.35	0.59
28:B6:20:ASN:CG	28:B6:21:TYR:N	2.56	0.59
28:B6:29:ASN:O	28:B6:30:THR:C	2.41	0.59
31:BA:542:C:H2'	31:BA:543:C:OP1	2.03	0.59
31:BA:2196:C:C2'	31:BA:2197:U:H5'	2.32	0.59
37:BH:68:THR:O	37:BH:69:ARG:C	2.41	0.59
41:BP:120:ALA:CB	41:BP:138:LEU:HB3	2.32	0.59
42:BQ:89:ASN:O	42:BQ:92:GLY:N	2.27	0.59
44:BS:34:HIS:CE1	44:BS:54:LEU:HB2	2.38	0.59
44:BS:67:ARG:H	44:BS:69:VAL:HG12	1.68	0.59
47:BV:5:VAL:HG21	47:BV:36:PRO:HB2	1.85	0.59
51:BZ:106:GLY:HA3	51:BZ:142:SER:HB3	1.85	0.59
51:BZ:120:ILE:HG22	51:BZ:120:ILE:O	2.02	0.59
1:CA:114:U:H2'	1:CA:115:G:H8	1.68	0.59
3:CC:105:GLU:HG2	3:CC:106:VAL:H	1.67	0.59
5:CE:80:ILE:CD1	5:CE:138:ALA:HB1	2.32	0.59
9:CI:26:VAL:HG22	9:CI:61:ALA:HB3	1.83	0.59
31:DA:269:U:H2'	31:DA:269:U:O2	2.01	0.59
31:DA:445:C:OP1	46:DU:2:PRO:HA	2.03	0.59
31:DA:1188:U:O2'	31:DA:1189:A:H5'	2.02	0.59

Continued on next page...

Continued from previous page...

Atom-1	Atom-2	Interatomic distance (Å)	Clash overlap (Å)
31:DA:1339:G:N2	31:DA:1603:A:H1'	2.18	0.59
31:DA:2655:G:N3	31:DA:2664:G:O6	2.36	0.59
32:DB:82:G:H2'	32:DB:83:G:H5'	1.84	0.59
33:DD:85:ASP:HB2	33:DD:92:ILE:HG12	1.85	0.59
38:DI:133:HIS:CG	38:DI:134:PRO:HD2	2.38	0.59
44:DS:29:PHE:HD2	44:DS:30:ARG:N	2.01	0.59
50:DY:75:ILE:HD11	50:DY:80:GLY:N	2.18	0.59
2:AB:187:LEU:HD23	2:AB:201:ILE:HG22	1.85	0.59
30:B8:50:LEU:HD12	30:B8:51:ALA:N	2.18	0.59
31:BA:320:A:OP2	35:BF:137:LYS:HE3	2.02	0.59
31:BA:535:C:O2'	31:BA:536:A:H5'	2.02	0.59
31:BA:753:C:O5'	31:BA:753:C:H6	1.85	0.59
31:BA:1106:A:C2'	31:BA:1107:G:O5'	2.51	0.59
31:BA:2567:G:H2'	31:BA:2568:C:C6	2.37	0.59
31:BA:2652:C:C2'	31:BA:2653:U:H5'	2.32	0.59
31:BA:2836:U:H2'	31:BA:2837:G:C8	2.37	0.59
41:BP:30:THR:CG2	41:BP:31:ALA:H	2.15	0.59
45:BT:38:ASN:C	45:BT:38:ASN:ND2	2.56	0.59
50:BY:37:VAL:HG11	50:BY:72:VAL:HG21	1.84	0.59
51:BZ:71:VAL:HG22	51:BZ:88:PHE:CE2	2.36	0.59
1:CA:7:G:N2	5:CE:121:LYS:HG2	2.18	0.59
1:CA:142:G:C2	1:CA:143:A:C8	2.91	0.59
1:CA:375:U:O3'	16:CP:6:LEU:HB2	2.02	0.59
1:CA:509:A:O2'	1:CA:510:A:O5'	2.21	0.59
1:CA:921:U:O2	5:CE:19:MET:HB2	2.02	0.59
1:CA:1325:C:H4'	21:CU:17:THR:HG21	1.84	0.59
1:CA:1348:U:H4'	9:CI:120:ARG:HD2	1.82	0.59
2:CB:219:VAL:HA	2:CB:222:ILE:HD12	1.85	0.59
3:CC:6:HIS:CD2	3:CC:7:PRO:HD2	2.38	0.59
6:CF:69:GLU:CD	6:CF:69:GLU:H	2.06	0.59
12:CL:18:VAL:HG23	12:CL:19:ARG:H	1.67	0.59
30:D8:4:MET:HE1	31:DA:593:G:H1'	1.85	0.59
30:D8:4:MET:SD	30:D8:61:LEU:HD12	2.43	0.59
31:DA:102:G:C2'	31:DA:103:A:OP2	2.51	0.59
31:DA:128:C:C6	31:DA:128:C:H3'	2.38	0.59
31:DA:535:C:O2'	31:DA:536:A:H5'	2.03	0.59
31:DA:2186:G:C3'	31:DA:2187:G:H5''	2.32	0.59
32:DB:28:C:H2'	32:DB:29:A:H8	1.66	0.59
33:DD:35:LYS:HB3	33:DD:63:ARG:HA	1.85	0.59
39:DN:111:PRO:HA	39:DN:114:ARG:NH1	2.17	0.59
46:DU:8:VAL:CG1	46:DU:12:ARG:HG3	2.33	0.59

Continued on next page...

Continued from previous page...

Atom-1	Atom-2	Interatomic distance (Å)	Clash overlap (Å)
46:DU:106:PHE:O	46:DU:110:VAL:HG23	2.03	0.59
5:AE:101:ILE:HG12	5:AE:101:ILE:O	2.01	0.59
8:AH:9:MET:HG2	8:AH:10:LEU:HD23	1.83	0.59
30:B8:14:VAL:HG13	30:B8:22:VAL:HG13	1.85	0.59
31:BA:924:C:H2'	31:BA:925:C:C6	2.38	0.59
31:BA:1464:C:HO2'	31:BA:1528:A:H8	1.49	0.59
31:BA:2197:U:H1'	31:BA:2198:A:C8	2.38	0.59
31:BA:2660:A:H5'	31:BA:2661:G:C2	2.37	0.59
31:BA:2862:G:H2'	31:BA:2863:C:H6	1.67	0.59
32:BB:75:G:H8	32:BB:75:G:H5'	1.67	0.59
35:BF:22:ALA:O	35:BF:26:ALA:HB2	2.03	0.59
47:BV:80:GLN:O	47:BV:80:GLN:OE1	2.21	0.59
50:BY:100:ALA:O	50:BY:101:LYS:HB2	2.02	0.59
1:CA:137:C:H42	1:CA:226:G:H1	1.50	0.59
1:CA:1442(B):A:OP1	1:CA:1442(B):A:H4'	2.02	0.59
2:CB:116:GLU:HA	2:CB:119:GLU:HB2	1.84	0.59
3:CC:155:GLY:O	3:CC:156:ARG:HB2	2.02	0.59
15:CO:3:ILE:HD13	15:CO:3:ILE:H	1.68	0.59
20:CT:61:SER:O	20:CT:65:LYS:HG3	2.02	0.59
20:CT:63:ILE:HD13	20:CT:80:ARG:HB2	1.84	0.59
31:DA:1963:U:O2	31:DA:1963:U:H2'	2.01	0.59
31:DA:2392:A:H2	31:DA:2424:C:N4	1.99	0.59
31:DA:2476:A:H2	31:DA:2477:C:H5''	1.66	0.59
31:DA:2734:A:C5'	31:DA:2734:A:H8	2.15	0.59
33:DD:71:ASP:HB3	33:DD:103:ARG:HH22	1.66	0.59
35:DF:22:ALA:O	35:DF:26:ALA:HB2	2.03	0.59
38:DI:25:TYR:CD1	38:DI:30:LEU:HD11	2.37	0.59
40:DO:23:ARG:HD2	40:DO:24:VAL:H	1.67	0.59
44:DS:33:LYS:HB3	44:DS:34:HIS:CD2	2.37	0.59
1:AA:336:C:O2'	1:AA:337:C:H5'	2.03	0.59
23:B1:86:SER:HA	23:B1:89:GLU:OE2	2.01	0.59
27:B5:51:TYR:HB3	27:B5:52:TYR:O	2.02	0.59
31:BA:942:G:H5'	41:BP:35:HIS:HB2	1.85	0.59
31:BA:1934:C:H5''	31:BA:1934:C:C6	2.29	0.59
31:BA:2307:G:N2	31:BA:2308:G:C5'	2.65	0.59
33:BD:44:ASN:CB	33:BD:49:ILE:HA	2.23	0.59
34:BE:137:HIS:HB3	34:BE:138:PRO:CD	2.33	0.59
37:BH:84:SER:O	37:BH:85:LYS:HB3	2.02	0.59
38:BI:50:ARG:C	38:BI:52:ARG:H	2.06	0.59
44:BS:56:LEU:O	44:BS:57:LYS:HB2	2.03	0.59
1:CA:774:G:C2'	1:CA:775:G:H5'	2.32	0.59

Continued on next page...

Continued from previous page...

Atom-1	Atom-2	Interatomic distance (Å)	Clash overlap (Å)
1:CA:853:G:H2'	1:CA:854:G:H8	1.68	0.59
2:CB:168:THR:HG21	2:CB:192:SER:HA	1.84	0.59
6:CF:62:TRP:HE3	6:CF:62:TRP:O	1.85	0.59
20:CT:56:MET:HG2	20:CT:84:LEU:CD1	2.33	0.59
21:CU:9:ARG:O	21:CU:13:ILE:HG13	2.03	0.59
24:D2:15:LYS:O	24:D2:16:LEU:HB3	2.02	0.59
31:DA:580:C:H2'	31:DA:581:C:H6	1.67	0.59
31:DA:1464:C:O2'	31:DA:1528:A:H8	1.84	0.59
31:DA:2688:U:C5	31:DA:2720:U:OP2	2.56	0.59
32:DB:7:G:O5'	44:DS:29:PHE:CE1	2.56	0.59
38:DI:28:ASN:C	38:DI:32:PRO:HG2	2.22	0.59
1:AA:253:U:H2'	1:AA:254:G:H8	1.67	0.59
1:AA:502:G:C6	1:AA:503:C:N3	2.71	0.59
2:AB:204:ASN:HD21	2:AB:207:ALA:H	1.50	0.59
5:AE:101:ILE:CD1	5:AE:119:LEU:HA	2.33	0.59
10:AJ:34:VAL:HG13	10:AJ:73:ASP:O	2.02	0.59
12:AL:27:LEU:HD11	12:AL:64:TYR:CE1	2.37	0.59
17:AQ:67:LYS:HA	17:AQ:70:ARG:HH12	1.68	0.59
30:B8:6:THR:HG21	31:BA:243:U:OP1	2.02	0.59
31:BA:310:A:OP1	50:BY:17:SER:O	2.20	0.59
31:BA:568:U:H5'	31:BA:945:A:C2	2.36	0.59
31:BA:1381:G:H2'	31:BA:1382:G:H5'	1.85	0.59
33:BD:69:ARG:NH2	33:BD:128:GLY:O	2.33	0.59
34:BE:21:VAL:HG23	34:BE:21:VAL:O	2.01	0.59
38:BI:110:ASP:C	38:BI:112:LYS:H	2.04	0.59
46:BU:106:PHE:O	46:BU:110:VAL:HG23	2.03	0.59
50:BY:27:VAL:C	50:BY:29:GLU:OE1	2.41	0.59
51:BZ:145:GLU:HG3	51:BZ:146:ILE:H	1.68	0.59
1:CA:147:G:C2'	1:CA:148:G:H5'	2.32	0.59
5:CE:57:LYS:HB3	5:CE:61:TYR:HE2	1.67	0.59
23:D1:10:LYS:O	23:D1:13:ILE:HG23	2.03	0.59
28:D6:16:CYS:O	28:D6:18:ARG:NH2	2.36	0.59
31:DA:8:A:H2'	31:DA:9:U:C5	2.38	0.59
31:DA:234:C:H2'	31:DA:235:U:H6	1.68	0.59
31:DA:1636:C:H2'	31:DA:1637:A:C8	2.37	0.59
31:DA:1636:C:H2'	31:DA:1637:A:H8	1.67	0.59
31:DA:1722:A:O2'	31:DA:1739:U:H5''	2.02	0.59
33:DD:27:THR:CG2	33:DD:28:GLU:H	2.16	0.59
34:DE:171:GLU:HB2	34:DE:185:LYS:HG2	1.85	0.59
37:DH:111:HIS:ND1	37:DH:112:PRO:HD2	2.17	0.59
39:DN:27:ALA:HB3	39:DN:106:MET:HE2	1.85	0.59

Continued on next page...

Continued from previous page...

Atom-1	Atom-2	Interatomic distance (Å)	Clash overlap (Å)
43:DR:87:TYR:O	43:DR:89:ASP:N	2.30	0.59
46:DU:47:TYR:HA	46:DU:50:ARG:NH2	2.17	0.59
1:AA:687:A:N3	1:AA:688:G:H1'	2.17	0.58
1:AA:1216:G:H5''	14:AN:5:ALA:CB	2.33	0.58
1:AA:1301:U:H3'	1:AA:1302:U:H5''	1.84	0.58
1:AA:1313:U:P	19:AS:6:LYS:HG3	2.43	0.58
2:AB:185:ILE:CG2	2:AB:199:TYR:HB2	2.20	0.58
5:AE:18:ARG:NH2	5:AE:25:ARG:HG2	2.18	0.58
24:B2:14:ARG:O	24:B2:18:PRO:CD	2.46	0.58
30:B8:4:MET:HE1	31:BA:593:G:H1'	1.85	0.58
31:BA:212:G:C2'	31:BA:213:A:H5'	2.32	0.58
31:BA:1021:A:N6	31:BA:1141:U:H3	2.00	0.58
31:BA:1763:G:OP1	31:BA:1763:G:H4'	2.02	0.58
31:BA:1771:C:H1'	31:BA:1786:A:C8	2.38	0.58
31:BA:2030:A:H5''	31:BA:2030:A:H8	1.67	0.58
31:BA:2631:G:N3	31:BA:2810:A:H2	2.02	0.58
33:BD:32:SER:C	33:BD:33:LEU:HG	2.23	0.58
34:BE:33:VAL:CG1	34:BE:90:THR:H	2.16	0.58
38:BI:9:LEU:HB2	38:BI:12:LEU:O	2.03	0.58
38:BI:67:ARG:O	38:BI:68:LEU:HB2	2.03	0.58
41:BP:61:ARG:H	41:BP:61:ARG:HD2	1.68	0.58
45:BT:109:GLU:HA	45:BT:112:ARG:CG	2.33	0.58
51:BZ:150:LEU:HD23	51:BZ:171:ILE:HD11	1.85	0.58
1:CA:376:G:H2'	1:CA:377:G:H8	1.68	0.58
1:CA:542:G:P	4:CD:10:ARG:HH21	2.24	0.58
1:CA:672:U:H2'	1:CA:672:U:O2	2.02	0.58
3:CC:29:TYR:O	3:CC:33:LEU:HB2	2.02	0.58
7:CG:79:ARG:NE	7:CG:84:ASN:HD21	2.01	0.58
10:CJ:32:ALA:HB2	10:CJ:76:ASN:HB3	1.85	0.58
25:D3:39:ASP:OD1	25:D3:44:ARG:HG3	2.02	0.58
30:D8:35:GLN:HE21	30:D8:36:LYS:HG3	1.66	0.58
31:DA:541:C:H2'	31:DA:542:C:C6	2.38	0.58
31:DA:1024:G:C3'	31:DA:1025:G:H5''	2.29	0.58
32:DB:46:A:C6	32:DB:47:C:C4	2.91	0.58
38:DI:78:THR:HA	38:DI:141:LYS:O	2.03	0.58
39:DN:68:GLU:HA	39:DN:86:PRO:HB3	1.83	0.58
40:DO:65:THR:HG23	40:DO:69:ILE:HD11	1.83	0.58
1:AA:632:A:C8	1:AA:633:G:C8	2.91	0.58
4:AD:14:ARG:HA	4:AD:39:PRO:HB3	1.84	0.58
12:AL:119:LYS:HB2	12:AL:120:TYR:HD1	1.69	0.58
17:AQ:22:LEU:HD12	17:AQ:23:VAL:H	1.67	0.58

Continued on next page...

Continued from previous page...

Atom-1	Atom-2	Interatomic distance (Å)	Clash overlap (Å)
22:B0:1:MET:HA	31:BA:2451:A:H4'	1.85	0.58
31:BA:314:A:C2'	31:BA:315:G:H5'	2.34	0.58
31:BA:1022:G:N2	31:BA:1142(A):A:C2	2.72	0.58
31:BA:1568:G:H21	33:BD:58:HIS:HE1	1.52	0.58
31:BA:2334:G:H4'	31:BA:2335:A:OP2	2.04	0.58
31:BA:2476:A:H2	31:BA:2477:C:H5''	1.66	0.58
31:BA:2577:A:H5''	31:BA:2578:G:C5'	2.31	0.58
31:BA:2636:U:O2'	31:BA:2637:U:H5''	2.03	0.58
34:BE:75:VAL:O	34:BE:77:ILE:N	2.36	0.58
39:BN:42:TRP:HB3	46:BU:64:ARG:CZ	2.32	0.58
43:BR:8:ARG:HA	43:BR:8:ARG:NE	2.12	0.58
49:BX:41:ASN:HA	49:BX:44:GLU:HG2	1.85	0.58
50:BY:8:LYS:HD2	50:BY:8:LYS:N	2.19	0.58
1:CA:16:A:O2'	1:CA:17:U:H5'	2.03	0.58
1:CA:262:A:H2'	1:CA:263:A:C8	2.37	0.58
1:CA:1366:C:OP1	9:CI:117:HIS:CE1	2.56	0.58
1:CA:1392:G:C2'	1:CA:1393:U:H5'	2.33	0.58
23:D1:37:ILE:HG21	31:DA:2080:G:P	2.43	0.58
31:DA:61:G:H1	31:DA:94:C:N4	2.01	0.58
31:DA:727:A:C2	33:DD:9:TYR:CD2	2.91	0.58
31:DA:2228:G:C5	31:DA:2229:C:C4	2.91	0.58
31:DA:2281:C:O2'	31:DA:2282:G:H5'	2.03	0.58
31:DA:2327:A:H2'	31:DA:2328:A:H8	1.66	0.58
31:DA:2443:C:O2'	31:DA:2444:G:H5'	2.02	0.58
32:DB:15:A:H1'	32:DB:110:G:N9	2.18	0.58
46:DU:74:LEU:HD12	46:DU:74:LEU:N	2.18	0.58
46:DU:91:ASP:OD2	46:DU:96:ALA:HB2	2.03	0.58
50:DY:29:GLU:OE1	50:DY:29:GLU:N	2.36	0.58
1:AA:80:G:H1	1:AA:89:C:H41	1.51	0.58
1:AA:299:G:C6	1:AA:300:A:N1	2.71	0.58
1:AA:477:A:O2'	1:AA:479:C:H5'	2.02	0.58
1:AA:542:G:P	4:AD:10:ARG:HH21	2.26	0.58
1:AA:601:C:H2'	1:AA:602:A:C8	2.38	0.58
1:AA:626:U:C2	1:AA:627:G:C8	2.91	0.58
1:AA:1423:G:C5'	40:BO:49:ARG:NH2	2.67	0.58
4:AD:62:GLN:HA	4:AD:62:GLN:NE2	2.16	0.58
18:AR:59:SER:H	18:AR:62:GLU:CD	2.06	0.58
27:B5:51:TYR:HB3	27:B5:52:TYR:CD2	2.38	0.58
29:B7:15:THR:HG22	29:B7:16:HIS:N	2.17	0.58
30:B8:2:PRO:N	31:BA:591:C:H1'	2.19	0.58
31:BA:267:C:H2'	31:BA:268:C:C6	2.38	0.58

Continued on next page...

Continued from previous page...

Atom-1	Atom-2	Interatomic distance (Å)	Clash overlap (Å)
31:BA:535:C:O3'	46:BU:53:ARG:NH1	2.36	0.58
31:BA:760:G:H2'	31:BA:761:A:O4'	2.02	0.58
31:BA:992:C:C2'	31:BA:993:G:O5'	2.51	0.58
31:BA:1161:C:H1'	47:BV:8:GLY:O	2.04	0.58
31:BA:1501:C:H2'	31:BA:1502:C:H6	1.68	0.58
31:BA:1558:A:H1'	31:BA:1559:G:OP2	2.03	0.58
31:BA:2636:U:O2'	31:BA:2637:U:C5'	2.51	0.58
37:BH:17:VAL:HG21	37:BH:50:VAL:HG21	1.85	0.58
41:BP:140:ALA:O	41:BP:141:ALA:HB2	2.03	0.58
42:BQ:30:GLY:CA	42:BQ:107:ALA:HB2	2.31	0.58
43:BR:34:ILE:HG22	43:BR:114:VAL:HB	1.84	0.58
43:BR:103:ARG:HD2	43:BR:108:GLY:O	2.03	0.58
44:BS:42:ASP:O	44:BS:43:GLU:HB2	2.02	0.58
44:BS:95:HIS:ND1	44:BS:96:GLY:N	2.52	0.58
49:BX:63:LYS:HZ1	49:BX:70:LEU:HD21	1.68	0.58
1:CA:370:C:H2'	1:CA:371:G:O4'	2.02	0.58
1:CA:577:G:C8	1:CA:816:A:C6	2.91	0.58
6:CF:53:ALA:O	6:CF:54:LYS:HB2	2.02	0.58
10:CJ:34:VAL:HG13	10:CJ:73:ASP:O	2.03	0.58
30:D8:62:LEU:CD1	31:DA:242:G:H5''	2.29	0.58
31:DA:836:G:C5	31:DA:837:C:C4	2.91	0.58
31:DA:1030:G:OP2	42:DQ:128:LYS:HE2	2.03	0.58
31:DA:1257:C:H4'	35:DF:83:PHE:CE2	2.38	0.58
31:DA:1671:U:HO2'	31:DA:1673:U:H5	1.50	0.58
31:DA:1686:C:H2'	31:DA:1687:G:H5'	1.84	0.58
39:DN:16:ILE:O	39:DN:54:VAL:HA	2.02	0.58
39:DN:68:GLU:HG3	39:DN:88:GLU:OE1	2.02	0.58
44:DS:42:ASP:C	44:DS:44:LYS:H	2.06	0.58
50:DY:79:CYS:O	50:DY:80:GLY:C	2.41	0.58
1:AA:60:A:P	1:AA:60:A:C8	2.95	0.58
1:AA:539:A:OP2	12:AL:115:LYS:HE3	2.03	0.58
1:AA:1012:U:O5'	1:AA:1012:U:H6	1.87	0.58
1:AA:1080:A:H5'	5:AE:14:ARG:NH2	2.19	0.58
1:AA:1218:C:H2'	1:AA:1219:U:C6	2.37	0.58
1:AA:1399:C:C2	1:AA:1502:A:N6	2.71	0.58
12:AL:6:THR:HG23	12:AL:9:GLN:HE21	1.69	0.58
23:B1:37:ILE:HG21	31:BA:2080:G:P	2.43	0.58
30:B8:61:LEU:HD22	31:BA:593:G:O3'	2.04	0.58
31:BA:61:G:H1	31:BA:94:C:N4	2.00	0.58
31:BA:329:G:H4'	31:BA:330:A:OP2	2.02	0.58
31:BA:737:C:C2'	31:BA:738:G:O5'	2.52	0.58

Continued on next page...

Continued from previous page...

Atom-1	Atom-2	Interatomic distance (Å)	Clash overlap (Å)
31:BA:1264:G:H3'	31:BA:1265:A:H5''	1.85	0.58
31:BA:1832:C:N4	31:BA:1833:U:C4	2.71	0.58
31:BA:2884:U:C6	31:BA:2885:C:C6	2.91	0.58
33:BD:231:HIS:CD2	33:BD:249:PRO:HA	2.38	0.58
39:BN:40:PRO:CA	46:BU:64:ARG:NH2	2.60	0.58
39:BN:40:PRO:C	46:BU:64:ARG:NH2	2.57	0.58
1:CA:724:G:C2	1:CA:725:G:C8	2.92	0.58
1:CA:779:C:C2'	1:CA:780:A:H5'	2.34	0.58
1:CA:1065:U:C1'	1:CA:1066:C:OP2	2.50	0.58
2:CB:24:TRP:CG	2:CB:25:ASN:N	2.69	0.58
5:CE:12:LEU:O	5:CE:13:ILE:HD12	2.02	0.58
12:CL:6:THR:OG1	12:CL:9:GLN:HG3	2.03	0.58
18:CR:59:SER:H	18:CR:62:GLU:CD	2.07	0.58
31:DA:717:G:H2'	31:DA:718:A:O4'	2.04	0.58
31:DA:819:A:N3	31:DA:1189:A:C2	2.71	0.58
31:DA:1528(A):A:C5	31:DA:1529:G:C8	2.90	0.58
31:DA:2862:G:H2'	31:DA:2863:C:H6	1.69	0.58
32:DB:43:C:H4'	36:DG:66:GLN:NE2	2.18	0.58
33:DD:143:HIS:HD2	33:DD:144:ALA:HB2	1.69	0.58
41:DP:30:THR:HG22	41:DP:31:ALA:H	1.68	0.58
51:DZ:145:GLU:HG3	51:DZ:146:ILE:H	1.67	0.58
1:AA:339:C:OP2	40:BO:97:ARG:NH1	2.36	0.58
1:AA:687:A:H1'	1:AA:688:G:OP2	2.04	0.58
3:AC:23:TYR:CG	3:AC:24:ALA:N	2.72	0.58
6:AF:5:GLU:HG3	6:AF:93:SER:OG	2.02	0.58
13:AM:66:LEU:HD12	13:AM:66:LEU:N	2.18	0.58
23:B1:19:GLN:CD	23:B1:44:PRO:HB3	2.24	0.58
23:B1:37:ILE:HD12	31:BA:2079:U:O2'	2.03	0.58
28:B6:19:ARG:O	28:B6:20:ASN:O	2.21	0.58
31:BA:528:A:C2	31:BA:2042:A:H2'	2.39	0.58
31:BA:626:U:C2	41:BP:105:LEU:HG	2.39	0.58
31:BA:1050:A:C2	31:BA:2751:G:C4	2.90	0.58
31:BA:1204:A:N1	31:BA:1241:A:C2	2.71	0.58
31:BA:1786:A:H2	31:BA:2606:C:H1'	1.67	0.58
31:BA:1839:G:N7	31:BA:1927:A:H1'	2.18	0.58
31:BA:2280:G:C2'	31:BA:2281:C:H5'	2.34	0.58
31:BA:2873:A:C2	43:BR:6:SER:HB2	2.39	0.58
37:BH:138:LYS:C	37:BH:140:LYS:N	2.55	0.58
38:BI:81:VAL:HG11	38:BI:123:LEU:HD21	1.85	0.58
40:BO:65:THR:HG23	40:BO:69:ILE:HD11	1.85	0.58
41:BP:16:ARG:HD3	41:BP:18:ARG:HB2	1.84	0.58

Continued on next page...

Continued from previous page...

Atom-1	Atom-2	Interatomic distance (Å)	Clash overlap (Å)
43:BR:53:HIS:CD2	43:BR:94:TYR:OH	2.54	0.58
49:BX:60:ARG:HH21	49:BX:74:PRO:HG2	1.68	0.58
49:BX:85:PRO:O	49:BX:87:GLN:N	2.37	0.58
1:CA:233:C:H2'	1:CA:234:C:H6	1.69	0.58
1:CA:502:G:C6	1:CA:503:C:N3	2.71	0.58
1:CA:1301:U:H3'	1:CA:1302:U:H5''	1.85	0.58
3:CC:86:VAL:O	3:CC:90:GLU:HG2	2.03	0.58
5:CE:55:VAL:O	5:CE:58:ALA:HB3	2.04	0.58
29:D7:11:LYS:HE2	31:DA:686:G:H5''	1.86	0.58
30:D8:61:LEU:N	30:D8:63:PRO:HD2	2.19	0.58
31:DA:511:U:H3'	31:DA:512:G:C5'	2.20	0.58
31:DA:535:C:O3'	46:DU:53:ARG:NH1	2.37	0.58
31:DA:1265:A:OP1	31:DA:1265:A:H8	1.87	0.58
31:DA:1268:A:C2	31:DA:2013:A:C4	2.91	0.58
31:DA:1386:C:H2'	31:DA:1387:C:C6	2.39	0.58
33:DD:267:SER:C	33:DD:269:PHE:H	2.07	0.58
39:DN:30:ILE:HG22	39:DN:34:LEU:CD2	2.33	0.58
1:AA:892:A:C6	1:AA:893:C:C4	2.92	0.58
1:AA:977:A:H2'	1:AA:978:A:H5'	1.86	0.58
1:AA:1065:U:C1'	1:AA:1066:C:OP2	2.50	0.58
3:AC:113:ALA:HB3	3:AC:114:PRO:HD3	1.85	0.58
4:AD:20:TYR:CD2	4:AD:26:CYS:HB3	2.38	0.58
8:AH:104:ARG:O	8:AH:105:ARG:HB2	2.04	0.58
12:AL:21:LYS:N	12:AL:21:LYS:HD2	2.18	0.58
12:AL:70:ILE:HG12	12:AL:100:ILE:HD12	1.86	0.58
22:B0:74:ARG:HG2	32:BB:12:C:O2'	2.04	0.58
31:BA:1509(A):A:H2'	31:BA:1509(B):A:H8	1.68	0.58
31:BA:1882:C:H5'	31:BA:1883:G:OP2	2.03	0.58
31:BA:1925:C:C2'	31:BA:1926:U:H5'	2.34	0.58
31:BA:2713:A:H3'	31:BA:2714:G:C5'	2.33	0.58
33:BD:186:HIS:HD2	33:BD:188:GLU:N	2.00	0.58
37:BH:138:LYS:O	37:BH:139:GLN:C	2.41	0.58
41:BP:24:GLY:HA2	41:BP:33:ARG:HE	1.69	0.58
43:BR:24:GLN:HE22	43:BR:36:THR:CG2	2.12	0.58
1:CA:1003:G:H2'	1:CA:1004:A:C4'	2.32	0.58
1:CA:1216:G:OP1	14:CN:2:ALA:HA	2.04	0.58
4:CD:100:ARG:NH2	4:CD:118:ARG:HH22	2.01	0.58
7:CG:23:VAL:O	7:CG:27:ILE:HD12	2.04	0.58
31:DA:542:C:C2'	31:DA:543:C:OP1	2.50	0.58
31:DA:1784:A:H4'	31:DA:1785:A:H5''	1.84	0.58
33:DD:267:SER:C	33:DD:269:PHE:N	2.55	0.58

Continued on next page...

Continued from previous page...

Atom-1	Atom-2	Interatomic distance (Å)	Clash overlap (Å)
34:DE:111:ARG:CZ	43:DR:2:ARG:HH21	2.17	0.58
45:DT:10:VAL:O	45:DT:13:ARG:HG2	2.02	0.58
46:DU:65:ILE:HG12	46:DU:96:ALA:HB3	1.85	0.58
49:DX:18:TYR:O	49:DX:20:GLY:N	2.37	0.58
51:DZ:152:ALA:HB2	51:DZ:168:GLU:HA	1.84	0.58
1:AA:375:U:O3'	16:AP:6:LEU:HB2	2.03	0.58
1:AA:414:A:H2'	1:AA:415:A:H8	1.68	0.58
12:AL:22:SER:O	12:AL:24:VAL:N	2.37	0.58
13:AM:15:VAL:O	13:AM:19:LEU:HD23	2.04	0.58
20:AT:89:ARG:HH21	20:AT:104:LEU:HD21	1.66	0.58
31:BA:176:G:O2'	31:BA:177:G:H5'	2.04	0.58
31:BA:570:G:H2'	31:BA:2030:A:C6	2.38	0.58
31:BA:866:A:C6	31:BA:914:C:C6	2.92	0.58
31:BA:1047:G:N2	31:BA:1111:A:N6	2.52	0.58
31:BA:1528:A:O2'	31:BA:1528(A):A:O5'	2.22	0.58
32:BB:15:A:H1'	32:BB:110:G:N9	2.18	0.58
34:BE:89:ASP:O	34:BE:90:THR:HB	2.04	0.58
34:BE:136:ARG:HH11	34:BE:136:ARG:CG	2.17	0.58
36:BG:16:ARG:HE	36:BG:31:VAL:HG11	1.68	0.58
37:BH:30:LYS:HZ1	37:BH:81:GLU:HA	1.67	0.58
40:BO:4:PRO:O	40:BO:5:GLN:HB2	2.02	0.58
40:BO:23:ARG:HH11	40:BO:23:ARG:CG	1.99	0.58
44:BS:29:PHE:H	44:BS:89:ARG:HD2	1.67	0.58
45:BT:56:GLY:O	45:BT:59:THR:HG22	2.01	0.58
47:BV:1:MET:HE2	47:BV:1:MET:HA	1.86	0.58
1:CA:155:C:H2'	1:CA:156:G:C8	2.38	0.58
1:CA:661:G:C2	1:CA:662:G:C8	2.92	0.58
1:CA:1227:A:OP2	13:CM:111:LYS:HE2	2.04	0.58
5:CE:96:PRO:HA	5:CE:117:ASP:OD2	2.02	0.58
31:DA:954:G:C5	31:DA:955:C:C5	2.92	0.58
31:DA:1279:G:H5'	43:DR:34:ILE:HD11	1.85	0.58
31:DA:1603:A:H5'	31:DA:1603:A:C8	2.36	0.58
31:DA:1697:G:H8	31:DA:1697:G:C5'	2.07	0.58
31:DA:1818:U:H2'	33:DD:157:ARG:HG3	1.84	0.58
31:DA:2022:U:O2'	31:DA:2617:C:H5'	2.03	0.58
33:DD:24:ILE:CG2	33:DD:24:ILE:O	2.52	0.58
33:DD:158:ALA:O	33:DD:159:ALA:CB	2.50	0.58
33:DD:267:SER:O	33:DD:268:ARG:HB2	2.02	0.58
36:DG:108:ASN:O	36:DG:112:PRO:HG2	2.04	0.58
37:DH:29:PRO:HD2	37:DH:79:VAL:O	2.04	0.58
39:DN:42:TRP:HB3	46:DU:64:ARG:CZ	2.32	0.58

Continued on next page...

Continued from previous page...

Atom-1	Atom-2	Interatomic distance (Å)	Clash overlap (Å)
43:DR:72:ASP:HB3	43:DR:75:LEU:HB2	1.85	0.58
1:AA:109:A:H2'	1:AA:326:G:N2	2.18	0.58
1:AA:509:A:H4'	1:AA:510:A:OP1	2.02	0.58
1:AA:617:G:N1	1:AA:618:C:C4	2.72	0.58
1:AA:779:C:O2'	1:AA:780:A:H5'	2.03	0.58
1:AA:1003:G:H2'	1:AA:1004:A:C4'	2.32	0.58
1:AA:1490:C:O2'	1:AA:1491:G:H5'	2.04	0.58
3:AC:34:LEU:O	3:AC:34:LEU:HD23	2.04	0.58
4:AD:22:LYS:O	4:AD:113:SER:HB3	2.02	0.58
7:AG:32:ARG:O	7:AG:33:ASP:CB	2.52	0.58
9:AI:83:ARG:O	9:AI:86:VAL:HG12	2.04	0.58
10:AJ:70:ARG:HG3	10:AJ:70:ARG:HH11	1.68	0.58
11:AK:20:TYR:C	11:AK:21:ILE:HD12	2.24	0.58
18:AR:50:ILE:HD12	18:AR:70:ILE:HD12	1.84	0.58
23:B1:41:ARG:NH2	31:BA:205:G:O6	2.35	0.58
24:B2:25:VAL:HG13	24:B2:26:ARG:HD3	1.85	0.58
30:B8:35:GLN:HE21	30:B8:36:LYS:HG3	1.68	0.58
31:BA:784:A:H5'	31:BA:785:G:OP1	2.04	0.58
31:BA:966:G:C4	31:BA:967:C:C5	2.92	0.58
31:BA:1315:C:H42	31:BA:1337:G:H1	1.51	0.58
31:BA:1784:A:H4'	31:BA:1785:A:H5''	1.84	0.58
31:BA:2191:G:H2'	31:BA:2192:G:O5'	2.03	0.58
39:BN:77:GLY:O	39:BN:78:TYR:HB3	2.04	0.58
42:BQ:75:THR:HG22	42:BQ:88:GLY:HA3	1.85	0.58
47:BV:19:LYS:CE	47:BV:20:LEU:H	2.16	0.58
51:BZ:61:LEU:HB2	51:BZ:65:GLN:HB2	1.86	0.58
1:CA:22:G:H2'	1:CA:23:C:C6	2.38	0.58
1:CA:417:C:O2'	1:CA:418:C:H5'	2.02	0.58
1:CA:484:G:H4'	1:CA:485:G:OP1	2.04	0.58
1:CA:1346:A:N1	1:CA:1374:A:H5''	2.18	0.58
2:CB:185:ILE:HG22	2:CB:199:TYR:CB	2.21	0.58
3:CC:6:HIS:HE2	3:CC:184:TYR:HE2	1.51	0.58
5:CE:10:MET:HG3	5:CE:13:ILE:HD13	1.85	0.58
27:D5:57:VAL:O	27:D5:58:LEU:HG	2.03	0.58
30:D8:35:GLN:CG	31:DA:2420:C:OP1	2.52	0.58
31:DA:84:A:C5'	50:DY:9:LYS:HD2	2.34	0.58
31:DA:626:U:H5''	31:DA:627:A:H5'	1.83	0.58
31:DA:1158:C:O2'	31:DA:1159:U:H5'	2.04	0.58
31:DA:1204:A:C2	31:DA:1241:A:N1	2.72	0.58
31:DA:1582:C:O2'	31:DA:1586:A:C8	2.56	0.58
31:DA:1689:A:H62	31:DA:1698:A:H2	1.52	0.58

Continued on next page...

Continued from previous page...

Atom-1	Atom-2	Interatomic distance (Å)	Clash overlap (Å)
31:DA:1882:C:H5'	31:DA:1883:G:OP2	2.04	0.58
31:DA:2196:C:O2'	31:DA:2197:U:H5'	2.03	0.58
31:DA:2631:G:N3	31:DA:2810:A:H2	2.02	0.58
31:DA:2810:A:H2'	34:DE:61:ARG:HH21	1.66	0.58
33:DD:173:VAL:HG23	33:DD:174:ILE:N	2.16	0.58
34:DE:47:VAL:HG12	34:DE:49:LEU:HD22	1.85	0.58
36:DG:174:GLU:HG3	36:DG:180:PHE:HD1	1.68	0.58
41:DP:16:ARG:HD3	41:DP:18:ARG:N	2.07	0.58
1:AA:354:G:C6	1:AA:355:C:N4	2.72	0.58
3:AC:86:VAL:O	3:AC:90:GLU:HG2	2.04	0.58
4:AD:100:ARG:NH2	4:AD:118:ARG:HH22	2.02	0.58
8:AH:10:LEU:N	8:AH:10:LEU:CD2	2.67	0.58
8:AH:31:PHE:O	8:AH:35:ILE:HG13	2.03	0.58
24:B2:41:ILE:O	24:B2:42:GLY:C	2.42	0.58
25:B3:19:GLN:HE22	25:B3:52:HIS:CE1	2.20	0.58
27:B5:2:ALA:CA	31:BA:2015:A:H1'	2.29	0.58
30:B8:14:VAL:CG1	30:B8:22:VAL:HG13	2.33	0.58
31:BA:642:G:H21	31:BA:646:A:H2	1.50	0.58
31:BA:866:A:C6	31:BA:914:C:C5	2.92	0.58
31:BA:1767:C:O2'	31:BA:1768:U:H5'	2.04	0.58
31:BA:2023:G:H5'	31:BA:2617:C:H4'	1.85	0.58
32:BB:37:C:C5	32:BB:38:C:C5	2.92	0.58
35:BF:160:ASN:HD22	35:BF:162:LEU:H	1.51	0.58
38:BI:133:HIS:CG	38:BI:134:PRO:HD2	2.38	0.58
47:BV:62:LEU:HB3	47:BV:98:GLU:HB2	1.86	0.58
49:BX:33:LYS:HA	49:BX:35:THR:HG22	1.85	0.58
1:CA:1016:A:H2'	1:CA:1017:G:O4'	2.04	0.58
1:CA:1090:U:C2	1:CA:1091:U:C5	2.92	0.58
1:CA:1306:A:H1'	1:CA:1332:A:C2	2.39	0.58
4:CD:30:LYS:HA	4:CD:35:ARG:HD2	1.86	0.58
13:CM:25:ILE:CD1	13:CM:66:LEU:HD23	2.33	0.58
19:CS:24:ALA:O	19:CS:25:LYS:HB2	2.02	0.58
20:CT:32:ALA:O	20:CT:36:LEU:HD23	2.04	0.58
20:CT:97:ALA:O	20:CT:99:LEU:HG	2.04	0.58
22:D0:43:THR:O	22:D0:45:PHE:N	2.37	0.58
23:D1:65:SER:N	23:D1:67:ILE:HD11	2.18	0.58
31:DA:810:U:O2'	41:DP:33:ARG:CZ	2.51	0.58
31:DA:1316:U:O2'	31:DA:1317:A:H5'	2.03	0.58
31:DA:2206:G:H3'	31:DA:2206:G:N3	2.19	0.58
35:DF:170:LEU:HD23	35:DF:172:TRP:NE1	2.19	0.58
39:DN:3:THR:HG22	39:DN:4:TYR:N	2.13	0.58

Continued on next page...

Continued from previous page...

Atom-1	Atom-2	Interatomic distance (Å)	Clash overlap (Å)
44:DS:29:PHE:N	44:DS:89:ARG:CD	2.65	0.58
44:DS:29:PHE:H	44:DS:89:ARG:CD	2.17	0.58
49:DX:38:GLU:N	49:DX:38:GLU:OE1	2.37	0.58
49:DX:65:ARG:O	49:DX:66:LEU:HB2	2.03	0.58
51:DZ:166:SER:HB2	51:DZ:168:GLU:H	1.69	0.58
1:AA:417:C:O2'	1:AA:418:C:H5'	2.03	0.58
1:AA:539:A:H2'	1:AA:540:G:C8	2.39	0.58
1:AA:579:G:H2'	1:AA:580:U:C6	2.39	0.58
1:AA:1049:U:H4'	1:AA:1050:G:O5'	2.04	0.58
1:AA:1306:A:H1'	1:AA:1332:A:C2	2.39	0.58
1:AA:1366:C:OP1	9:AI:117:HIS:CE1	2.56	0.58
13:AM:97:PRO:C	13:AM:98:VAL:HA	2.23	0.58
18:AR:66:LEU:O	18:AR:70:ILE:HG13	2.04	0.58
30:B8:32:LEU:HB3	30:B8:35:GLN:N	2.19	0.58
30:B8:35:GLN:CB	31:BA:2420:C:OP1	2.52	0.58
31:BA:1406:U:H2'	31:BA:1407:C:H6	1.66	0.58
31:BA:1495:A:C4	31:BA:1496:A:C2	2.92	0.58
31:BA:1742:G:H3'	31:BA:1742:G:H8	1.69	0.58
31:BA:1991:U:H2'	31:BA:1992:G:H5''	1.86	0.58
31:BA:2469:A:H2	31:BA:2481:G:N2	1.96	0.58
34:BE:59:VAL:CG2	34:BE:63:LEU:HA	2.34	0.58
35:BF:205:ARG:C	35:BF:206:ILE:HG13	2.25	0.58
49:BX:34:ALA:O	49:BX:36:LYS:HE3	2.04	0.58
1:CA:411:A:C4	1:CA:413:G:O4'	2.57	0.58
1:CA:539:A:OP2	12:CL:115:LYS:HE3	2.04	0.58
1:CA:706:A:N7	1:CA:707:C:H5	2.01	0.58
1:CA:1162:C:H2'	1:CA:1163:C:H6	1.69	0.58
2:CB:71:VAL:CG1	2:CB:93:VAL:HB	2.34	0.58
6:CF:7:ASN:O	6:CF:88:VAL:HA	2.04	0.58
10:CJ:90:LEU:N	10:CJ:91:PRO:HD3	2.19	0.58
14:CN:4:LYS:O	14:CN:7:ILE:HG12	2.04	0.58
29:D7:8:ASN:ND2	29:D7:11:LYS:HB3	2.19	0.58
31:DA:547:A:C8	31:DA:549:G:O6	2.57	0.58
31:DA:2280:G:H2'	31:DA:2281:C:H5'	1.85	0.58
31:DA:2343:C:HO2'	31:DA:2373:G:HO2'	1.49	0.58
31:DA:2652:C:O2'	31:DA:2653:U:H5'	2.03	0.58
31:DA:2850:A:OP2	31:DA:2866:U:C5	2.56	0.58
32:DB:46:A:C5	32:DB:47:C:C5	2.92	0.58
41:DP:105:LEU:O	41:DP:106:LEU:CB	2.52	0.58
45:DT:38:ASN:C	45:DT:38:ASN:ND2	2.56	0.58
46:DU:83:LEU:CB	46:DU:88:ILE:HD11	2.28	0.58

Continued on next page...

Continued from previous page...

Atom-1	Atom-2	Interatomic distance (Å)	Clash overlap (Å)
49:DX:55:ASN:HB2	49:DX:78:LYS:CD	2.33	0.58
1:AA:147:G:C2'	1:AA:148:G:H5'	2.34	0.57
1:AA:240:C:H2'	1:AA:241:C:H6	1.69	0.57
1:AA:560:U:H4'	1:AA:561:U:O5'	2.04	0.57
1:AA:1016:A:H2'	1:AA:1017:G:O4'	2.03	0.57
4:AD:30:LYS:HA	4:AD:35:ARG:HD2	1.86	0.57
18:AR:62:GLU:O	18:AR:65:ILE:HD12	2.03	0.57
31:BA:174:C:H3'	31:BA:175:G:H5''	1.85	0.57
31:BA:1288:U:C2	31:BA:1327:C:O2	2.57	0.57
31:BA:1509(B):A:H2'	31:BA:1510:G:H8	1.69	0.57
31:BA:1843:C:O2'	31:BA:1844:C:H5'	2.04	0.57
31:BA:2392:A:H2	31:BA:2424:C:N4	1.97	0.57
33:BD:25:THR:O	33:BD:25:THR:CG2	2.51	0.57
41:BP:105:LEU:O	41:BP:106:LEU:CB	2.52	0.57
42:BQ:54:MET:HB3	42:BQ:64:ILE:CD1	2.34	0.57
44:BS:38:GLN:HB3	44:BS:47:THR:HG21	1.85	0.57
45:BT:80:SER:HB3	45:BT:81:PRO:HD3	1.85	0.57
1:CA:601:C:H2'	1:CA:602:A:C8	2.38	0.57
12:CL:102:ARG:HH11	12:CL:102:ARG:HG3	1.66	0.57
30:D8:32:LEU:HB3	30:D8:34:TRP:CB	2.34	0.57
31:DA:330:A:H2	31:DA:1210:A:H2'	1.69	0.57
31:DA:528:A:C2	31:DA:2043:C:H5'	2.39	0.57
31:DA:1582:C:O2'	31:DA:1586:A:H8	1.85	0.57
31:DA:1684:C:O2'	31:DA:1685:C:H5'	2.04	0.57
31:DA:2506:U:H4'	31:DA:2507:C:OP1	2.04	0.57
31:DA:2615:U:H2'	31:DA:2616:C:H6	1.69	0.57
35:DF:22:ALA:HA	35:DF:26:ALA:HB2	1.86	0.57
39:DN:78:TYR:CD1	39:DN:79:PRO:HB3	2.39	0.57
39:DN:131:GLN:NE2	39:DN:134:ARG:HA	2.18	0.57
41:DP:10:PRO:CD	41:DP:11:GLY:H	2.17	0.57
43:DR:101:ALA:O	43:DR:102:GLU:HB2	2.04	0.57
45:DT:91:ARG:HA	45:DT:117:ASP:H	1.69	0.57
50:DY:8:LYS:HD3	50:DY:28:LYS:HZ2	1.68	0.57
50:DY:28:LYS:CE	50:DY:30:VAL:HG22	2.20	0.57
1:AA:411:A:C4	1:AA:413:G:O4'	2.57	0.57
1:AA:458:C:H2'	1:AA:460:G:H8	1.69	0.57
1:AA:1109:C:P	3:AC:176:HIS:HD1	2.27	0.57
1:AA:1452:C:O4'	1:AA:1456:G:C2	2.57	0.57
10:AJ:48:THR:HG23	10:AJ:62:HIS:HB3	1.85	0.57
28:B6:18:ARG:CG	28:B6:19:ARG:N	2.65	0.57
30:B8:22:VAL:HB	30:B8:53:PRO:CB	2.33	0.57

Continued on next page...

Continued from previous page...

Atom-1	Atom-2	Interatomic distance (Å)	Clash overlap (Å)
31:BA:527:C:N4	31:BA:2779:U:OP2	2.36	0.57
31:BA:2631:G:N2	34:BE:61:ARG:HH12	2.02	0.57
31:BA:2762:G:H8	31:BA:2762:G:H5''	1.68	0.57
31:BA:2829:C:C2'	31:BA:2830:G:H5''	2.29	0.57
35:BF:101:LEU:CD1	35:BF:102:PRO:HD2	2.23	0.57
41:BP:16:ARG:HD3	41:BP:18:ARG:N	2.07	0.57
41:BP:79:ARG:HH21	41:BP:109:GLY:HA2	1.69	0.57
42:BQ:42:ILE:HD13	42:BQ:97:VAL:CG2	2.34	0.57
49:BX:40:LYS:HG3	49:BX:51:VAL:HB	1.85	0.57
50:BY:27:VAL:HB	50:BY:29:GLU:OE1	2.04	0.57
1:CA:611:A:H61	1:CA:629:G:H1	1.50	0.57
1:CA:640:A:N3	8:CH:115:SER:HB2	2.19	0.57
1:CA:1442(B):A:C2	45:DT:118:ARG:CZ	2.86	0.57
6:CF:27:GLN:O	6:CF:31:GLU:HB2	2.03	0.57
6:CF:61:LEU:HD23	6:CF:63:TYR:OH	2.04	0.57
25:D3:8:LEU:HD13	25:D3:31:LEU:CD2	2.24	0.57
26:D4:11:PRO:C	26:D4:13:ARG:H	2.08	0.57
31:DA:17:G:H2'	31:DA:18:C:C6	2.39	0.57
31:DA:1292:U:H2'	31:DA:1293:C:H6	1.64	0.57
31:DA:1812:A:O2'	33:DD:45:ASN:HB2	2.04	0.57
31:DA:1843:C:O2'	31:DA:1844:C:H5'	2.04	0.57
31:DA:2101:G:C6	31:DA:2102:U:C5	2.92	0.57
33:DD:186:HIS:CD2	33:DD:188:GLU:HB2	2.39	0.57
35:DF:3:GLU:HA	35:DF:24:LEU:HB3	1.87	0.57
37:DH:56:SER:HB2	37:DH:58:GLU:HG3	1.87	0.57
44:DS:54:LEU:HA	44:DS:57:LYS:O	2.03	0.57
45:DT:61:PHE:CZ	45:DT:85:LYS:HE2	2.39	0.57
48:DW:6:ILE:HA	48:DW:103:ILE:O	2.04	0.57
1:AA:1189:C:O3'	3:AC:5:ILE:HD12	2.03	0.57
1:AA:1442(A):G:C8	45:BT:118:ARG:NH1	2.71	0.57
1:AA:1493:A:H2'	31:BA:1913:A:N1	2.19	0.57
5:AE:34:VAL:O	5:AE:41:VAL:HA	2.04	0.57
30:B8:35:GLN:CG	31:BA:2420:C:OP1	2.51	0.57
31:BA:1292:U:H2'	31:BA:1293:C:H6	1.64	0.57
31:BA:1722:A:C6	31:BA:1741:A:N1	2.72	0.57
31:BA:1801:G:OP2	33:BD:154:LYS:HE3	2.04	0.57
35:BF:3:GLU:HA	35:BF:24:LEU:HB3	1.86	0.57
44:BS:29:PHE:N	44:BS:89:ARG:CD	2.67	0.57
1:CA:1256:A:H61	1:CA:1278:U:C1'	2.09	0.57
1:CA:1379:G:C6	1:CA:1380:U:O4	2.58	0.57
2:CB:163:PHE:HA	2:CB:185:ILE:O	2.05	0.57

Continued on next page...

Continued from previous page...

Atom-1	Atom-2	Interatomic distance (Å)	Clash overlap (Å)
5:CE:71:LEU:HD23	5:CE:71:LEU:N	2.19	0.57
24:D2:23:LYS:HA	49:DX:5:TYR:CD1	2.39	0.57
30:D8:32:LEU:H	30:D8:32:LEU:HD13	1.70	0.57
31:DA:272(G):C:H42	31:DA:363(C):G:H1	1.52	0.57
31:DA:1106:A:H2'	31:DA:1107:G:O5'	2.04	0.57
31:DA:1204:A:N1	31:DA:1241:A:H2	2.03	0.57
31:DA:2317:C:O2	31:DA:2318:G:O4'	2.21	0.57
31:DA:2636:U:O2'	31:DA:2637:U:H5''	2.04	0.57
31:DA:2801(A):A:HO2'	31:DA:2803:C:H5	1.46	0.57
34:DE:63:LEU:O	34:DE:64:LYS:C	2.42	0.57
34:DE:111:ARG:HA	43:DR:2:ARG:HG3	1.85	0.57
37:DH:84:SER:O	37:DH:133:VAL:O	2.23	0.57
41:DP:121:LYS:HG3	41:DP:122:PRO:HD2	1.86	0.57
42:DQ:141:GLN:HG3	51:DZ:72:ARG:HH11	1.70	0.57
44:DS:67:ARG:H	44:DS:69:VAL:CG1	2.18	0.57
45:DT:31:SER:C	45:DT:32:TYR:CD2	2.77	0.57
49:DX:65:ARG:CZ	49:DX:66:LEU:N	2.65	0.57
50:DY:17:SER:OG	50:DY:18:GLY:N	2.34	0.57
1:AA:509:A:O2'	1:AA:510:A:O5'	2.23	0.57
5:AE:144:THR:O	5:AE:148:VAL:HG23	2.04	0.57
14:AN:25:VAL:HG23	14:AN:38:GLY:O	2.04	0.57
20:AT:61:SER:O	20:AT:65:LYS:HG3	2.04	0.57
28:B6:51:GLU:O	28:B6:52:VAL:CB	2.51	0.57
31:BA:234:C:H2'	31:BA:235:U:H6	1.69	0.57
31:BA:1803:A:H4'	33:BD:259:THR:CG2	2.33	0.57
32:BB:6:C:C2	32:BB:116:G:N2	2.73	0.57
33:BD:149:PRO:O	33:BD:150:LYS:HB2	2.04	0.57
34:BE:171:GLU:HB2	34:BE:185:LYS:HG2	1.85	0.57
38:BI:12:LEU:O	38:BI:12:LEU:HG	2.04	0.57
38:BI:38:LEU:HB2	38:BI:40:THR:CG2	2.34	0.57
38:BI:83:ALA:HA	38:BI:89:TYR:HD1	1.69	0.57
41:BP:35:HIS:O	41:BP:36:LYS:HB2	2.04	0.57
42:BQ:76:LYS:H	42:BQ:88:GLY:HA2	1.70	0.57
45:BT:13:ARG:HA	45:BT:13:ARG:NE	2.18	0.57
45:BT:129:ARG:NH1	45:BT:131:ALA:HB3	2.18	0.57
46:BU:92:ARG:NH1	46:BU:94:ASN:HD22	2.02	0.57
50:BY:28:LYS:CE	50:BY:37:VAL:HG12	2.35	0.57
1:CA:477:A:O2'	1:CA:479:C:H5'	2.04	0.57
1:CA:951:G:H1'	1:CA:970:C:O2'	2.03	0.57
1:CA:1058:G:H2'	1:CA:1059:C:O4'	2.04	0.57
2:CB:101:MET:HG2	2:CB:108:ILE:HG21	1.87	0.57

Continued on next page...

Continued from previous page...

Atom-1	Atom-2	Interatomic distance (Å)	Clash overlap (Å)
13:CM:86:CYS:HB2	19:CS:73:GLU:HB3	1.86	0.57
22:D0:43:THR:HG22	31:DA:2331:G:O2'	2.04	0.57
24:D2:30:ARG:HH11	24:D2:30:ARG:HG3	1.69	0.57
28:D6:18:ARG:CG	28:D6:19:ARG:N	2.66	0.57
30:D8:32:LEU:HD23	30:D8:35:GLN:H	1.69	0.57
30:D8:50:LEU:HD12	30:D8:51:ALA:N	2.19	0.57
31:DA:84:A:H5'	50:DY:9:LYS:HD2	1.85	0.57
31:DA:142:A:H1'	31:DA:1408:C:O4'	2.03	0.57
31:DA:534:U:O2'	46:DU:49:HIS:CD2	2.57	0.57
31:DA:1635:G:H8	31:DA:1635:G:H5'	1.70	0.57
31:DA:1722:A:C6	31:DA:1741:A:N1	2.73	0.57
31:DA:2593:U:H2'	31:DA:2594:C:H6	1.70	0.57
33:DD:125:ILE:HG22	33:DD:125:ILE:O	2.04	0.57
34:DE:61:ARG:C	34:DE:63:LEU:H	2.07	0.57
35:DF:74:ARG:HG2	35:DF:74:ARG:O	2.03	0.57
41:DP:87:ASP:O	41:DP:90:ARG:HB2	2.04	0.57
50:DY:52:SER:C	50:DY:54:LYS:H	2.08	0.57
51:DZ:120:ILE:HG22	51:DZ:120:ILE:O	2.04	0.57
1:AA:619:U:H2'	4:AD:135:LEU:HD21	1.86	0.57
1:AA:681:C:N3	1:AA:710:G:C2	2.72	0.57
1:AA:822:C:O2'	1:AA:823:G:H5'	2.04	0.57
5:AE:101:ILE:HD13	5:AE:118:ILE:O	2.03	0.57
6:AF:4:TYR:HA	6:AF:91:VAL:O	2.05	0.57
10:AJ:90:LEU:N	10:AJ:91:PRO:HD3	2.19	0.57
15:AO:67:LEU:CD2	15:AO:78:TYR:HE1	2.18	0.57
23:B1:89:GLU:CD	23:B1:89:GLU:N	2.54	0.57
24:B2:29:LYS:O	24:B2:32:LEU:N	2.37	0.57
24:B2:46:GLN:C	24:B2:48:HIS:H	2.07	0.57
26:B4:14:ILE:HA	36:BG:5:VAL:HG13	1.87	0.57
27:B5:40:LYS:NZ	27:B5:46:CYS:HB3	2.20	0.57
27:B5:55:ARG:O	27:B5:56:LYS:HG3	2.04	0.57
31:BA:470:A:C2	31:BA:471:A:C4	2.92	0.57
31:BA:676:A:H8	31:BA:2069:G:H21	0.85	0.57
31:BA:1300:U:H3'	31:BA:1301:A:H5''	1.85	0.57
31:BA:1531:C:H3'	31:BA:1532:C:C5'	2.34	0.57
31:BA:1741:A:N7	31:BA:1742:G:C2	2.73	0.57
31:BA:2099:U:H2'	31:BA:2099:U:O2	2.04	0.57
34:BE:70:ALA:O	34:BE:72:VAL:N	2.37	0.57
39:BN:111:PRO:HA	39:BN:114:ARG:NH1	2.19	0.57
40:BO:18:LYS:HB2	40:BO:45:GLU:HG2	1.86	0.57
43:BR:2:ARG:N	43:BR:2:ARG:HD2	2.20	0.57

Continued on next page...

Continued from previous page...

Atom-1	Atom-2	Interatomic distance (Å)	Clash overlap (Å)
44:BS:67:ARG:H	44:BS:69:VAL:CG1	2.17	0.57
1:CA:539:A:H2'	1:CA:540:G:C8	2.39	0.57
1:CA:556:C:O2'	1:CA:557:G:H5'	2.04	0.57
1:CA:617:G:C6	1:CA:618:C:C5	2.93	0.57
5:CE:71:LEU:O	5:CE:72:GLN:HG3	2.04	0.57
22:D0:48:GLY:HA3	22:D0:80:HIS:ND1	2.20	0.57
25:D3:8:LEU:CD1	25:D3:31:LEU:HA	2.34	0.57
25:D3:19:GLN:NE2	25:D3:52:HIS:HE1	2.02	0.57
27:D5:2:ALA:HA	31:DA:2015:A:C1'	2.28	0.57
27:D5:2:ALA:N	31:DA:747:U:C4	2.73	0.57
28:D6:20:ASN:O	28:D6:21:TYR:CD1	2.57	0.57
31:DA:743:G:C2'	31:DA:744:G:H5'	2.34	0.57
31:DA:1487:G:C2	31:DA:1488:G:C4	2.93	0.57
31:DA:1509(A):A:H2'	31:DA:1509(B):A:H8	1.69	0.57
31:DA:1786:A:H2	31:DA:2606:C:H1'	1.68	0.57
31:DA:1827:C:OP2	33:DD:222:ARG:HD2	2.04	0.57
31:DA:2275:C:O2'	42:DQ:83:MET:HA	2.05	0.57
35:DF:132:VAL:CG2	35:DF:133:ASN:H	2.17	0.57
39:DN:57:ALA:C	39:DN:58:ASP:O	2.37	0.57
41:DP:10:PRO:HD2	41:DP:11:GLY:N	2.19	0.57
41:DP:108:LYS:O	41:DP:110:TYR:N	2.37	0.57
49:DX:54:VAL:C	49:DX:55:ASN:HD22	2.07	0.57
1:AA:484:G:H4'	1:AA:485:G:OP1	2.04	0.57
1:AA:617:G:C6	1:AA:618:C:C5	2.92	0.57
3:AC:27:LYS:HA	3:AC:27:LYS:NZ	2.19	0.57
6:AF:27:GLN:O	6:AF:31:GLU:HB2	2.04	0.57
19:AS:6:LYS:HD3	19:AS:7:LYS:HE3	1.86	0.57
24:B2:41:ILE:O	24:B2:43:GLN:N	2.37	0.57
29:B7:10:ARG:NH2	31:BA:1378:A:OP1	2.37	0.57
30:B8:25:MET:HB2	41:BP:62:LEU:CD2	2.35	0.57
31:BA:229:A:H3'	31:BA:230:U:H5'	1.86	0.57
31:BA:389:G:N1	41:BP:70:GLN:HG3	2.19	0.57
31:BA:995:C:O2	46:BU:57:PHE:CD2	2.58	0.57
31:BA:1169:G:C8	31:BA:1169:G:H3'	2.40	0.57
31:BA:1225:G:OP1	47:BV:88:ARG:HD2	2.04	0.57
31:BA:1818:U:H2'	33:BD:157:ARG:HG3	1.87	0.57
31:BA:1973:G:H2'	31:BA:1974:C:C6	2.39	0.57
31:BA:2406:U:O4	41:BP:70:GLN:HB3	2.05	0.57
31:BA:2897:U:O2	31:BA:2897:U:H2'	2.04	0.57
32:BB:21:G:O2'	32:BB:22:U:O5'	2.22	0.57
32:BB:31:C:H4'	36:BG:29:TRP:CH2	2.39	0.57

Continued on next page...

Continued from previous page...

Atom-1	Atom-2	Interatomic distance (Å)	Clash overlap (Å)
33:BD:222:ARG:O	33:BD:225:ALA:HB3	2.04	0.57
41:BP:30:THR:CG2	41:BP:31:ALA:N	2.67	0.57
47:BV:61:VAL:C	47:BV:62:LEU:HD23	2.24	0.57
50:BY:45:VAL:CG1	50:BY:62:GLU:OE2	2.52	0.57
51:BZ:152:ALA:HB2	51:BZ:168:GLU:HA	1.87	0.57
1:CA:59:A:H2'	1:CA:59:A:N3	2.17	0.57
1:CA:109:A:H2'	1:CA:326:G:N2	2.20	0.57
1:CA:1218:C:H2'	1:CA:1219:U:C6	2.39	0.57
2:CB:204:ASN:HD21	2:CB:207:ALA:H	1.51	0.57
4:CD:14:ARG:HA	4:CD:39:PRO:HB3	1.87	0.57
4:CD:146:ILE:HD12	4:CD:146:ILE:N	2.20	0.57
5:CE:88:LYS:HB3	5:CE:123:LEU:HB2	1.85	0.57
10:CJ:70:ARG:HH11	10:CJ:70:ARG:HG3	1.68	0.57
14:CN:25:VAL:HG23	14:CN:38:GLY:O	2.05	0.57
18:CR:62:GLU:O	18:CR:65:ILE:HD12	2.03	0.57
23:D1:73:LEU:HD11	23:D1:94:LEU:HG	1.85	0.57
23:D1:85:LEU:C	23:D1:87:PRO:CD	2.70	0.57
31:DA:558:G:OP1	39:DN:111:PRO:HD2	2.04	0.57
31:DA:580:C:H2'	31:DA:581:C:C6	2.38	0.57
31:DA:673:C:H5''	35:DF:81:PRO:HD2	1.86	0.57
31:DA:1528:A:N3	31:DA:1528:A:H2'	2.18	0.57
31:DA:1709:U:O2'	31:DA:2859:G:H1'	2.04	0.57
31:DA:1741:A:N7	31:DA:1742:G:C2	2.73	0.57
31:DA:2314:C:O2	31:DA:2315:G:C8	2.58	0.57
31:DA:2334:G:H4'	31:DA:2335:A:OP2	2.02	0.57
32:DB:31:C:H4'	36:DG:29:TRP:CH2	2.40	0.57
33:DD:35:LYS:CE	33:DD:65:ILE:HG22	2.34	0.57
34:DE:134:ILE:HG12	34:DE:134:ILE:O	2.04	0.57
41:DP:83:VAL:HG12	41:DP:112:LEU:HD21	1.86	0.57
45:DT:13:ARG:HH21	45:DT:15:VAL:CG1	2.17	0.57
45:DT:102:ILE:HB	45:DT:110:ILE:CD1	2.34	0.57
50:DY:45:VAL:CG1	50:DY:62:GLU:OE2	2.53	0.57
1:AA:640:A:N3	8:AH:115:SER:HB2	2.19	0.57
1:AA:706:A:N7	1:AA:707:C:H5	2.02	0.57
1:AA:779:C:C2'	1:AA:780:A:H5'	2.35	0.57
1:AA:1058:G:H2'	1:AA:1059:C:O4'	2.04	0.57
2:AB:168:THR:HG21	2:AB:192:SER:HA	1.85	0.57
7:AG:75:VAL:HG12	7:AG:88:PRO:HB3	1.85	0.57
13:AM:25:ILE:CD1	13:AM:66:LEU:HD23	2.33	0.57
15:AO:67:LEU:HD22	15:AO:78:TYR:HE1	1.70	0.57
26:B4:5:ILE:C	36:BG:67:LYS:HG2	2.25	0.57

Continued on next page...

Continued from previous page...

Atom-1	Atom-2	Interatomic distance (Å)	Clash overlap (Å)
27:B5:40:LYS:HZ2	27:B5:46:CYS:H	1.53	0.57
30:B8:62:LEU:O	30:B8:64:TYR:N	2.37	0.57
31:BA:531:C:H4'	31:BA:532:A:H5''	1.86	0.57
31:BA:645:C:H3'	31:BA:645:C:O2	2.03	0.57
31:BA:1006:C:C2	31:BA:1138:G:N2	2.73	0.57
31:BA:1247:A:OP1	35:BF:95:ARG:NH2	2.34	0.57
31:BA:1635:G:H5'	31:BA:1635:G:H8	1.70	0.57
31:BA:1980:G:O2'	31:BA:1982:C:OP2	2.12	0.57
31:BA:2206:G:H3'	31:BA:2206:G:N3	2.19	0.57
34:BE:87:GLU:O	34:BE:89:ASP:N	2.37	0.57
36:BG:16:ARG:O	36:BG:20:ILE:HG13	2.04	0.57
40:BO:23:ARG:HD2	40:BO:24:VAL:H	1.68	0.57
42:BQ:63:LYS:HB2	42:BQ:63:LYS:NZ	2.19	0.57
42:BQ:75:THR:HA	42:BQ:89:ASN:H	1.70	0.57
49:BX:55:ASN:HB2	49:BX:78:LYS:CD	2.34	0.57
1:CA:822:C:O2'	1:CA:823:G:H5'	2.04	0.57
1:CA:977:A:H2'	1:CA:978:A:H5'	1.85	0.57
1:CA:1109:C:P	3:CC:176:HIS:HD1	2.27	0.57
10:CJ:6:ILE:HG22	10:CJ:98:ILE:HG13	1.84	0.57
26:D4:19:GLY:C	26:D4:21:VAL:H	2.07	0.57
27:D5:50:GLY:O	27:D5:51:TYR:CD1	2.57	0.57
31:DA:672:C:O2'	31:DA:673:C:H5'	2.05	0.57
31:DA:1225:G:OP1	47:DV:88:ARG:HD2	2.05	0.57
31:DA:1264:G:H3'	31:DA:1265:A:H5''	1.86	0.57
31:DA:1981:A:H5''	31:DA:1982:C:OP2	2.05	0.57
31:DA:2523:G:C2'	31:DA:2524:G:H5''	2.35	0.57
31:DA:2658:C:H5'	31:DA:2659:G:OP2	2.04	0.57
32:DB:10:C:C4	32:DB:11:C:C5	2.92	0.57
40:DO:9:GLU:O	40:DO:83:ALA:HA	2.05	0.57
46:DU:88:ILE:O	46:DU:88:ILE:CD1	2.53	0.57
47:DV:53:GLU:O	47:DV:55:ALA:N	2.38	0.57
49:DX:70:LEU:O	49:DX:71:GLY:O	2.22	0.57
1:AA:155:C:H2'	1:AA:156:G:C8	2.39	0.57
1:AA:951:G:H1'	1:AA:970:C:O2'	2.05	0.57
1:AA:1347:G:N2	1:AA:1373:G:H2'	2.20	0.57
5:AE:50:GLU:OE2	5:AE:51:VAL:HG23	2.05	0.57
30:B8:32:LEU:CG	30:B8:35:GLN:H	2.18	0.57
31:BA:547:A:H8	31:BA:549:G:C6	2.23	0.57
31:BA:902:C:O2'	31:BA:903:C:H5'	2.05	0.57
31:BA:951:C:O2'	31:BA:952:G:H5'	2.04	0.57
31:BA:1112:G:H1'	31:BA:1113:U:OP1	2.05	0.57

Continued on next page...

Continued from previous page...

Atom-1	Atom-2	Interatomic distance (Å)	Clash overlap (Å)
31:BA:1316:U:H2'	31:BA:1317:A:C8	2.40	0.57
37:BH:44:VAL:HG12	37:BH:45:VAL:N	2.16	0.57
38:BI:78:THR:HA	38:BI:141:LYS:O	2.05	0.57
42:BQ:140:ALA:CB	51:BZ:53:ILE:HG13	2.30	0.57
44:BS:29:PHE:HD2	44:BS:30:ARG:N	2.03	0.57
47:BV:43:GLU:O	47:BV:44:LYS:O	2.23	0.57
49:BX:30:VAL:HG23	49:BX:76:ARG:HA	1.87	0.57
50:BY:37:VAL:HG23	50:BY:38:ILE:N	2.19	0.57
1:CA:458:C:H2'	1:CA:460:G:H8	1.70	0.57
1:CA:1004:A:H2'	1:CA:1038:C:O2	2.04	0.57
1:CA:1347:G:N2	1:CA:1373:G:H2'	2.20	0.57
9:CI:114:TYR:N	9:CI:114:TYR:CD2	2.66	0.57
11:CK:57:THR:HG22	11:CK:59:TYR:H	1.70	0.57
16:CP:26:ARG:HD2	16:CP:31:LYS:O	2.05	0.57
17:CQ:40:LYS:HD2	17:CQ:42:TYR:CZ	2.39	0.57
22:D0:42:GLY:HA2	22:D0:57:PHE:CD2	2.39	0.57
22:D0:53:MET:HE3	22:D0:57:PHE:HD1	1.68	0.57
24:D2:57:ILE:HG13	24:D2:58:ALA:C	2.25	0.57
28:D6:16:CYS:O	28:D6:17:LYS:HB2	2.05	0.57
30:D8:43:GLN:O	30:D8:44:LYS:HD2	2.03	0.57
31:DA:195:A:H4'	31:DA:251:A:O2'	2.03	0.57
31:DA:2033:A:H4'	31:DA:2034:U:OP1	2.05	0.57
31:DA:2197:U:H1'	31:DA:2198:A:C8	2.39	0.57
31:DA:2529:G:H5''	31:DA:2530:A:H5''	1.86	0.57
31:DA:2712:U:O2	31:DA:2712:U:C5'	2.52	0.57
39:DN:3:THR:CA	39:DN:4:TYR:CE1	2.86	0.57
45:DT:17:THR:O	45:DT:18:ASP:HB3	2.04	0.57
45:DT:28:VAL:HG22	45:DT:46:GLU:CA	2.34	0.57
48:DW:15:ARG:HA	48:DW:18:ARG:HD2	1.87	0.57
1:AA:147:G:H2'	1:AA:148:G:H5'	1.86	0.57
1:AA:963:G:N3	10:AJ:55:LYS:NZ	2.46	0.57
1:AA:1190:G:H3'	3:AC:3:ASN:ND2	2.20	0.57
4:AD:118:ARG:O	4:AD:121:VAL:HG23	2.05	0.57
5:AE:10:MET:HG3	5:AE:13:ILE:HD13	1.87	0.57
6:AF:10:LEU:HD12	6:AF:10:LEU:N	2.20	0.57
6:AF:18:GLN:HA	6:AF:21:LEU:HD22	1.86	0.57
7:AG:138:LYS:HE2	7:AG:142:GLU:OE2	2.05	0.57
28:B6:24:GLU:HA	28:B6:24:GLU:OE1	2.05	0.57
31:BA:1210:A:H5'	31:BA:1212:G:C5'	2.34	0.57
31:BA:2658:C:H5'	31:BA:2659:G:OP2	2.05	0.57
32:BB:66:A:H61	32:BB:108:U:H2'	1.69	0.57

Continued on next page...

Continued from previous page...

Atom-1	Atom-2	Interatomic distance (Å)	Clash overlap (Å)
33:BD:267:SER:O	33:BD:268:ARG:CB	2.53	0.57
34:BE:59:VAL:C	34:BE:60:ASN:ND2	2.57	0.57
34:BE:63:LEU:O	34:BE:64:LYS:C	2.42	0.57
34:BE:111:ARG:CZ	43:BR:2:ARG:HH21	2.17	0.57
34:BE:134:ILE:O	34:BE:134:ILE:CG1	2.53	0.57
39:BN:67:LEU:C	39:BN:69:GLN:H	2.08	0.57
45:BT:30:VAL:O	45:BT:30:VAL:CG2	2.51	0.57
46:BU:8:VAL:HG13	46:BU:12:ARG:HG3	1.86	0.57
49:BX:73:ARG:O	49:BX:74:PRO:C	2.43	0.57
50:BY:79:CYS:O	50:BY:80:GLY:C	2.42	0.57
1:CA:131:C:H2'	1:CA:132:C:C6	2.40	0.57
1:CA:577:G:C4	1:CA:816:A:C2	2.92	0.57
1:CA:1158:C:N3	1:CA:1181:G:N2	2.52	0.57
5:CE:18:ARG:NH2	5:CE:25:ARG:HG2	2.20	0.57
7:CG:115:ARG:HB2	7:CG:118:VAL:HG22	1.86	0.57
12:CL:41:ARG:HG2	12:CL:42:THR:H	1.70	0.57
13:CM:15:VAL:O	13:CM:19:LEU:HD23	2.05	0.57
17:CQ:22:LEU:HD12	17:CQ:23:VAL:H	1.69	0.57
20:CT:58:LYS:HE3	20:CT:62:LEU:HD11	1.87	0.57
22:D0:74:ARG:NH2	32:DB:13:A:H8	2.02	0.57
23:D1:41:ARG:NH2	31:DA:205:G:O6	2.38	0.57
30:D8:35:GLN:NE2	30:D8:36:LYS:NZ	2.52	0.57
30:D8:35:GLN:HE21	30:D8:36:LYS:HZ3	1.53	0.57
31:DA:69:C:H2'	31:DA:69:C:O2	2.05	0.57
31:DA:672:C:C2	31:DA:673:C:C5	2.92	0.57
31:DA:814:C:C5	41:DP:27:HIS:CE1	2.93	0.57
31:DA:1270:C:H5''	31:DA:1271:G:O5'	2.04	0.57
31:DA:1449:A:HO2'	31:DA:1530:C:H5	1.51	0.57
31:DA:1778:U:H2'	31:DA:1784:A:N6	2.20	0.57
31:DA:1799:G:N7	33:DD:179:SER:OG	2.31	0.57
31:DA:2611:U:H5'	31:DA:2611:U:H6	1.70	0.57
33:DD:95:LEU:H	33:DD:95:LEU:HD12	1.70	0.57
36:DG:16:ARG:HE	36:DG:31:VAL:HG11	1.70	0.57
42:DQ:8:LYS:CG	42:DQ:9:TYR:N	2.68	0.57
43:DR:104:ARG:HD2	43:DR:111:LEU:HD11	1.86	0.57
50:DY:37:VAL:HG21	50:DY:67:LEU:HD23	1.87	0.57
1:AA:986:A:H2'	1:AA:987:G:O4'	2.05	0.57
1:AA:1071:C:O2'	1:AA:1072:G:H5'	2.05	0.57
1:AA:1281:U:H5'	1:AA:1282:C:H5	1.69	0.57
28:B6:19:ARG:CG	28:B6:20:ASN:H	2.18	0.57
31:BA:912:C:C2	31:BA:913:U:C5	2.92	0.57

Continued on next page...

Continued from previous page...

Atom-1	Atom-2	Interatomic distance (Å)	Clash overlap (Å)
31:BA:1652:A:O2'	31:BA:1653:G:H5'	2.05	0.57
31:BA:1722:A:O2'	31:BA:1739:U:H5''	2.04	0.57
31:BA:2312:U:OP1	36:BG:74:LYS:HG3	2.04	0.57
31:BA:2475:C:N4	31:BA:2529:G:H22	2.01	0.57
31:BA:2734:A:H8	31:BA:2734:A:C5'	2.18	0.57
34:BE:116:VAL:HG13	34:BE:122:PHE:CD2	2.40	0.57
35:BF:46:ARG:CG	35:BF:46:ARG:NH1	2.65	0.57
42:BQ:141:GLN:CD	51:BZ:72:ARG:HG2	2.25	0.57
44:BS:92:TYR:HD1	44:BS:93:LYS:N	1.86	0.57
46:BU:95:LEU:HD22	47:BV:4:ILE:HD13	1.86	0.57
50:BY:19:LYS:HB3	50:BY:20:TYR:CD1	2.40	0.57
1:CA:457:C:H2'	1:CA:458:C:C6	2.40	0.57
1:CA:674:G:N2	11:CK:116:HIS:HB2	2.19	0.57
2:CB:178:ARG:HH21	8:CH:68:ARG:HH22	1.52	0.57
2:CB:218:ALA:O	2:CB:222:ILE:HG13	2.04	0.57
15:CO:87:ILE:CG2	15:CO:88:ARG:H	2.18	0.57
27:D5:33:CYS:SG	27:D5:49:CYS:CB	2.93	0.57
28:D6:15:GLU:CD	28:D6:41:PRO:HG3	2.25	0.57
28:D6:29:ASN:O	28:D6:30:THR:C	2.43	0.57
30:D8:25:MET:HG3	41:DP:64:LYS:HB2	1.86	0.57
31:DA:174:C:H3'	31:DA:175:G:H5''	1.87	0.57
31:DA:737:C:C2'	31:DA:738:G:O5'	2.52	0.57
35:DF:3:GLU:O	35:DF:24:LEU:HG	2.05	0.57
42:DQ:75:THR:HG22	42:DQ:88:GLY:HA3	1.85	0.57
42:DQ:134:ARG:HH21	51:DZ:122:ARG:CZ	2.18	0.57
47:DV:5:VAL:HG21	47:DV:36:PRO:HB2	1.84	0.57
50:DY:76:CYS:SG	50:DY:77:PRO:CD	2.86	0.57
1:AA:59:A:H2'	1:AA:59:A:N3	2.19	0.56
2:AB:106:LYS:O	2:AB:110:GLN:HG3	2.05	0.56
3:AC:95:THR:HG22	3:AC:97:LYS:H	1.70	0.56
31:BA:867:C:C5	31:BA:868:U:C5	2.93	0.56
31:BA:1508:A:C2'	31:BA:1509:C:OP1	2.54	0.56
31:BA:1657:C:H2'	31:BA:1658:C:C6	2.40	0.56
31:BA:2473:U:N3	31:BA:2474:C:C6	2.73	0.56
32:BB:10:C:C4	32:BB:11:C:C5	2.93	0.56
48:BW:82:LEU:HG	48:BW:84:ARG:HH21	1.69	0.56
1:CA:986:A:H2'	1:CA:987:G:O4'	2.05	0.56
1:CA:1228:C:P	13:CM:108:ARG:HH22	2.28	0.56
3:CC:32:LEU:HD22	3:CC:59:ARG:NH1	2.20	0.56
3:CC:130:VAL:O	3:CC:134:ILE:HG12	2.05	0.56
12:CL:70:ILE:HG12	12:CL:100:ILE:HD12	1.85	0.56

Continued on next page...

Continued from previous page...

Atom-1	Atom-2	Interatomic distance (Å)	Clash overlap (Å)
22:D0:1:MET:HA	31:DA:2451:A:H4'	1.87	0.56
25:D3:19:GLN:NE2	25:D3:52:HIS:CE1	2.73	0.56
31:DA:218:A:C2	31:DA:235:U:H4'	2.38	0.56
31:DA:645:C:H3'	31:DA:645:C:O2	2.05	0.56
31:DA:919:G:H5'	32:DB:81:G:H1'	1.87	0.56
31:DA:2734:A:H8	31:DA:2734:A:H5'	1.69	0.56
40:DO:18:LYS:HB2	40:DO:45:GLU:HG2	1.87	0.56
44:DS:89:ARG:HE	44:DS:89:ARG:CA	2.10	0.56
45:DT:13:ARG:HA	45:DT:13:ARG:NE	2.20	0.56
47:DV:19:LYS:HG2	47:DV:96:ILE:CG2	2.31	0.56
1:AA:343:U:O2'	1:AA:346:G:O6	2.23	0.56
1:AA:386:C:C2'	1:AA:387:U:H5'	2.35	0.56
4:AD:111:ALA:HB2	4:AD:120:LEU:HD12	1.87	0.56
5:AE:51:VAL:O	5:AE:55:VAL:HG23	2.05	0.56
6:AF:61:LEU:HB3	6:AF:63:TYR:HE2	1.69	0.56
10:AJ:61:GLU:OE1	14:AN:58:LYS:HE2	2.05	0.56
11:AK:106:LYS:HG3	11:AK:106:LYS:O	2.04	0.56
13:AM:86:CYS:HB2	19:AS:73:GLU:HB3	1.86	0.56
23:B1:46:LEU:HD12	23:B1:46:LEU:H	1.64	0.56
27:B5:16:ARG:NH2	31:BA:517:C:OP1	2.37	0.56
29:B7:16:HIS:HB3	29:B7:44:PRO:HG2	1.86	0.56
31:BA:128:C:C6	31:BA:128:C:C3'	2.88	0.56
31:BA:269:U:O2	31:BA:269:U:H2'	2.03	0.56
31:BA:727:A:C2	33:BD:9:TYR:CD2	2.93	0.56
31:BA:1022:G:C6	31:BA:1140:C:C4	2.93	0.56
31:BA:1170:G:H1	31:BA:1179:C:N4	2.00	0.56
31:BA:1372:U:H2'	31:BA:1373:A:O4'	2.05	0.56
31:BA:1812:A:O2'	33:BD:45:ASN:HB2	2.05	0.56
31:BA:2052:G:C8	34:BE:141:ILE:HD11	2.40	0.56
31:BA:2652:C:O2'	31:BA:2653:U:H5'	2.05	0.56
33:BD:35:LYS:NZ	33:BD:104:TYR:CD1	2.73	0.56
43:BR:71:GLN:HE21	43:BR:71:GLN:HA	1.71	0.56
45:BT:78:LEU:C	45:BT:79:HIS:ND1	2.58	0.56
46:BU:112:ARG:CG	46:BU:112:ARG:NH1	2.59	0.56
48:BW:9:TYR:N	48:BW:102:HIS:HD2	1.95	0.56
49:BX:54:VAL:C	49:BX:55:ASN:HD22	2.08	0.56
50:BY:37:VAL:HG22	50:BY:67:LEU:O	2.04	0.56
51:BZ:5:LEU:HG	51:BZ:47:VAL:HG21	1.86	0.56
1:CA:22:G:H2'	1:CA:23:C:H6	1.71	0.56
1:CA:240:C:H2'	1:CA:241:C:H6	1.70	0.56
1:CA:626:U:C2	1:CA:627:G:C8	2.94	0.56

Continued on next page...

Continued from previous page...

Atom-1	Atom-2	Interatomic distance (Å)	Clash overlap (Å)
1:CA:707:C:OP1	11:CK:85:ARG:NH1	2.38	0.56
1:CA:927:G:OP2	1:CA:1503:A:C4	2.58	0.56
3:CC:27:LYS:NZ	3:CC:27:LYS:HA	2.20	0.56
6:CF:18:GLN:HA	6:CF:21:LEU:HD22	1.87	0.56
6:CF:42:GLU:OE1	6:CF:59:TYR:HE2	1.88	0.56
23:D1:86:SER:HA	23:D1:89:GLU:OE2	2.04	0.56
27:D5:50:GLY:HA3	27:D5:56:LYS:CG	2.34	0.56
27:D5:51:TYR:CD2	27:D5:52:TYR:CE2	2.93	0.56
31:DA:389:G:N1	41:DP:70:GLN:HG3	2.20	0.56
31:DA:542:C:H2'	31:DA:543:C:OP1	2.05	0.56
31:DA:615:G:OP1	35:DF:40:GLN:NE2	2.38	0.56
31:DA:908:C:O2'	31:DA:909:A:H5'	2.05	0.56
31:DA:960:A:H61	42:DQ:82:ARG:HH21	1.52	0.56
31:DA:1131:G:OP2	31:DA:2515:C:H4'	2.04	0.56
31:DA:2418:A:H2'	31:DA:2419:U:C6	2.40	0.56
37:DH:32:GLU:O	37:DH:33:LEU:HD23	2.05	0.56
47:DV:83:ARG:CG	47:DV:83:ARG:NH1	2.62	0.56
49:DX:58:HIS:O	49:DX:59:VAL:HG13	2.05	0.56
51:DZ:143:GLY:C	51:DZ:144:LEU:HD22	2.25	0.56
1:AA:509:A:O2'	1:AA:510:A:P	2.64	0.56
1:AA:629:G:H2'	1:AA:630:G:O4'	2.05	0.56
3:AC:150:LYS:HB3	3:AC:201:TYR:HB2	1.86	0.56
6:AF:62:TRP:O	6:AF:62:TRP:CE3	2.57	0.56
6:AF:69:GLU:CD	6:AF:69:GLU:H	2.08	0.56
8:AH:20:TYR:HD1	8:AH:65:TYR:HD2	1.52	0.56
15:AO:54:ARG:HG2	15:AO:58:MET:HE1	1.87	0.56
24:B2:57:ILE:HG13	24:B2:58:ALA:C	2.26	0.56
29:B7:19:ARG:HH11	29:B7:19:ARG:HG2	1.70	0.56
31:BA:234:C:H2'	31:BA:235:U:C6	2.40	0.56
31:BA:1209:G:H21	31:BA:1210:A:N6	2.03	0.56
31:BA:2101:G:C6	31:BA:2102:U:C5	2.93	0.56
31:BA:2639:A:C2'	31:BA:2640:G:H5'	2.36	0.56
31:BA:2880:C:O2'	43:BR:90:ARG:HD3	2.04	0.56
32:BB:116:G:H8	32:BB:116:G:H5''	1.68	0.56
33:BD:35:LYS:CE	33:BD:65:ILE:HG22	2.35	0.56
33:BD:183:ARG:CG	33:BD:183:ARG:NH1	2.57	0.56
33:BD:186:HIS:CD2	33:BD:188:GLU:HB2	2.39	0.56
35:BF:65:TRP:CZ3	35:BF:75:HIS:HD2	2.22	0.56
35:BF:74:ARG:HG2	35:BF:74:ARG:O	2.05	0.56
41:BP:141:ALA:HB3	25:D3:1:MET:CE	2.35	0.56
44:BS:12:PHE:CD1	44:BS:12:PHE:O	2.58	0.56

Continued on next page...

Continued from previous page...

Atom-1	Atom-2	Interatomic distance (Å)	Clash overlap (Å)
44:BS:26:LEU:O	44:BS:88:ASP:HB3	2.06	0.56
44:BS:29:PHE:H	44:BS:89:ARG:CD	2.19	0.56
45:BT:104:ASN:O	45:BT:105:LEU:HG	2.05	0.56
46:BU:27:LEU:HB3	46:BU:31:SER:HB3	1.86	0.56
47:BV:53:GLU:O	47:BV:55:ALA:N	2.38	0.56
50:BY:8:LYS:HB2	50:BY:28:LYS:HZ3	1.69	0.56
1:CA:60:A:H4'	1:CA:61:G:O5'	2.05	0.56
1:CA:457:C:H2'	1:CA:458:C:H6	1.69	0.56
1:CA:594:G:H1	1:CA:645:C:H42	1.53	0.56
1:CA:687:A:H1'	1:CA:688:G:OP2	2.05	0.56
1:CA:706:A:C8	1:CA:707:C:H5	2.23	0.56
1:CA:1452:C:H5'	1:CA:1456:G:C4	2.40	0.56
2:CB:22:LYS:NZ	2:CB:22:LYS:HA	2.20	0.56
2:CB:106:LYS:O	2:CB:110:GLN:HG3	2.05	0.56
2:CB:201:ILE:HG21	2:CB:214:ILE:HG21	1.87	0.56
7:CG:32:ARG:O	7:CG:33:ASP:CB	2.54	0.56
15:CO:37:ASN:N	15:CO:37:ASN:HD22	2.04	0.56
16:CP:48:TRP:H	16:CP:48:TRP:HD1	1.52	0.56
20:CT:56:MET:HG2	20:CT:84:LEU:HD11	1.87	0.56
29:D7:10:ARG:NH2	31:DA:1378:A:OP1	2.38	0.56
30:D8:31:HIS:O	30:D8:33:ASN:N	2.38	0.56
31:DA:192:C:H2'	31:DA:193:U:H5'	1.87	0.56
31:DA:848:G:N9	31:DA:933:A:H8	2.03	0.56
31:DA:1049:C:H1'	31:DA:1113:U:O2'	2.04	0.56
31:DA:1198:U:H2'	31:DA:1199:U:C6	2.40	0.56
31:DA:1352:U:O2'	31:DA:1353:A:H5'	2.05	0.56
31:DA:1372:U:H2'	31:DA:1373:A:O4'	2.05	0.56
31:DA:1374:G:C5	31:DA:1375:C:C4	2.93	0.56
31:DA:2099:U:O2	31:DA:2099:U:H2'	2.05	0.56
31:DA:2199:A:OP2	31:DA:2200:C:H5	1.88	0.56
31:DA:2395:C:H6	31:DA:2395:C:C5'	2.18	0.56
31:DA:2619:C:O2'	31:DA:2620:C:H5'	2.05	0.56
31:DA:2884:U:C6	31:DA:2885:C:C6	2.93	0.56
34:DE:14:ILE:CG1	34:DE:21:VAL:CG2	2.83	0.56
34:DE:76:ARG:O	34:DE:77:ILE:HG22	2.05	0.56
34:DE:109:LYS:HD3	43:DR:2:ARG:NH1	2.20	0.56
34:DE:112:GLY:O	34:DE:159:HIS:HA	2.04	0.56
39:DN:62:VAL:HG22	39:DN:66:LYS:HG3	1.87	0.56
39:DN:67:LEU:C	39:DN:69:GLN:H	2.08	0.56
43:DR:5:LYS:H	43:DR:5:LYS:CD	2.17	0.56
43:DR:24:GLN:HE22	43:DR:36:THR:CG2	2.09	0.56

Continued on next page...

Continued from previous page...

Atom-1	Atom-2	Interatomic distance (Å)	Clash overlap (Å)
44:DS:58:LEU:HD21	44:DS:68:GLN:HB2	1.88	0.56
47:DV:82:ARG:HG3	47:DV:82:ARG:NH1	2.12	0.56
48:DW:28:SER:OG	48:DW:31:GLU:HB2	2.05	0.56
50:DY:37:VAL:O	50:DY:38:ILE:HG12	2.04	0.56
1:AA:32:A:H2'	1:AA:33:A:C8	2.40	0.56
1:AA:227:G:O2'	1:AA:228:A:H5'	2.06	0.56
1:AA:1423:G:H5'	40:BO:49:ARG:HH22	1.70	0.56
1:AA:1495:U:O2'	31:BA:1919:A:N1	2.38	0.56
8:AH:48:TYR:HA	8:AH:60:ARG:O	2.05	0.56
16:AP:48:TRP:HD1	16:AP:48:TRP:H	1.53	0.56
31:BA:541:C:H2'	31:BA:542:C:C6	2.40	0.56
31:BA:2061:G:C2	31:BA:2063:C:C4	2.94	0.56
31:BA:2689:U:H5''	31:BA:2690:C:H5'	1.87	0.56
31:BA:2759:G:H5'	31:BA:2759:G:H8	1.70	0.56
31:BA:2773:C:O2'	31:BA:2774:C:H5'	2.05	0.56
31:BA:2894:G:N3	31:BA:2894:G:H2'	2.20	0.56
35:BF:124:LEU:HD12	35:BF:124:LEU:C	2.24	0.56
36:BG:18:GLU:HG2	36:BG:175:LEU:HD21	1.88	0.56
36:BG:174:GLU:HG3	36:BG:180:PHE:HD1	1.71	0.56
39:BN:39:ARG:HE	39:BN:41:ASP:CB	2.18	0.56
42:BQ:141:GLN:HG3	51:BZ:72:ARG:HH11	1.70	0.56
50:BY:77:PRO:O	50:BY:78:ALA:HB2	2.05	0.56
1:CA:561:U:O2'	1:CA:562:C:P	2.63	0.56
1:CA:1012:U:O5'	1:CA:1012:U:H6	1.87	0.56
3:CC:23:TYR:CG	3:CC:24:ALA:N	2.74	0.56
3:CC:34:LEU:O	3:CC:34:LEU:HD23	2.05	0.56
5:CE:50:GLU:OE2	5:CE:51:VAL:HG23	2.05	0.56
18:CR:72:ARG:O	18:CR:76:LEU:HD23	2.05	0.56
23:D1:13:ILE:O	23:D1:14:VAL:HB	2.05	0.56
30:D8:4:MET:HE1	31:DA:593:G:O4'	2.05	0.56
31:DA:185:U:H4'	31:DA:218:A:H4'	1.87	0.56
31:DA:203:C:H3'	31:DA:204:A:H5''	1.87	0.56
31:DA:1654:A:OP2	43:DR:3:HIS:HB2	2.06	0.56
31:DA:1679:U:H2'	31:DA:1680:U:H5'	1.87	0.56
31:DA:2661:G:C8	31:DA:2662:A:N3	2.74	0.56
31:DA:2773:C:O2'	31:DA:2774:C:H5'	2.05	0.56
32:DB:71:C:O2	32:DB:71:C:H2'	2.05	0.56
33:DD:97:TYR:HB2	33:DD:101:GLU:O	2.05	0.56
36:DG:103:LEU:HD23	36:DG:106:LEU:HD23	1.88	0.56
37:DH:163:TYR:N	37:DH:163:TYR:CD1	2.74	0.56
41:DP:50:ARG:HG2	41:DP:50:ARG:HH21	1.70	0.56

Continued on next page...

Continued from previous page...

Atom-1	Atom-2	Interatomic distance (Å)	Clash overlap (Å)
44:DS:16:ASN:ND2	44:DS:92:TYR:CZ	2.73	0.56
49:DX:12:VAL:HG13	49:DX:17:ALA:HB2	1.88	0.56
1:AA:1004:A:H2'	1:AA:1038:C:O2	2.05	0.56
24:B2:55:ARG:H	24:B2:56:GLN:NE2	2.03	0.56
31:BA:218:A:C2	31:BA:235:U:H4'	2.41	0.56
31:BA:746:A:C2	55:BA:3351:ZIT:C16	2.84	0.56
31:BA:1185:C:H5''	31:BA:1186:G:OP1	2.05	0.56
31:BA:1404:C:O2	31:BA:1404:C:H2'	2.05	0.56
31:BA:1813:G:H2'	31:BA:1814:G:H5'	1.88	0.56
32:BB:2:C:H2'	32:BB:3:C:H6	1.69	0.56
34:BE:66:HIS:O	34:BE:66:HIS:CG	2.59	0.56
36:BG:115:ARG:NH1	36:BG:136:ARG:HG3	2.20	0.56
40:BO:31:LYS:HB3	40:BO:32:TYR:CE1	2.41	0.56
42:BQ:9:TYR:HD2	42:BQ:9:TYR:C	2.08	0.56
44:BS:54:LEU:HA	44:BS:57:LYS:O	2.05	0.56
46:BU:27:LEU:HD23	46:BU:27:LEU:N	2.21	0.56
1:CA:650:G:O2'	1:CA:651:C:H5'	2.05	0.56
6:CF:23:LYS:O	6:CF:27:GLN:HG2	2.06	0.56
10:CJ:51:ARG:HE	10:CJ:61:GLU:HB2	1.70	0.56
16:CP:39:TYR:HB2	16:CP:49:LEU:HD12	1.88	0.56
22:D0:41:ARG:HB2	31:DA:2330:G:O2'	2.05	0.56
26:D4:14:ILE:HA	36:DG:5:VAL:HG13	1.86	0.56
31:DA:68:G:H2'	31:DA:69:C:C6	2.40	0.56
31:DA:528:A:H2	31:DA:2043:C:H5'	1.69	0.56
31:DA:614:U:O2	31:DA:614:U:O5'	2.24	0.56
31:DA:1040:C:O2'	31:DA:1041:C:OP2	2.23	0.56
31:DA:1531:C:H3'	31:DA:1532:C:C5'	2.35	0.56
31:DA:1742:G:H3'	31:DA:1742:G:H8	1.70	0.56
31:DA:1925:C:C2'	31:DA:1926:U:H5'	2.36	0.56
33:DD:86:PRO:HG2	33:DD:87:ASN:HD21	1.70	0.56
36:DG:47:LYS:HD3	36:DG:81:LYS:CD	2.34	0.56
38:DI:56:LYS:HZ2	38:DI:57:ARG:N	2.03	0.56
38:DI:82:ARG:O	38:DI:89:TYR:HB2	2.04	0.56
41:DP:50:ARG:HG2	41:DP:50:ARG:NH2	2.19	0.56
44:DS:29:PHE:H	44:DS:89:ARG:HD2	1.65	0.56
45:DT:51:ARG:HG3	45:DT:98:LYS:HG3	1.87	0.56
45:DT:101:PHE:HE2	45:DT:113:LYS:HD2	1.70	0.56
50:DY:37:VAL:HG23	50:DY:38:ILE:N	2.20	0.56
1:AA:134:A:H61	16:AP:25:ARG:HH12	1.53	0.56
1:AA:611:A:H61	1:AA:629:G:H1	1.52	0.56
1:AA:1274:G:H22	1:AA:1275:A:H62	1.54	0.56

Continued on next page...

Continued from previous page...

Atom-1	Atom-2	Interatomic distance (Å)	Clash overlap (Å)
2:AB:28:PHE:CD1	2:AB:190:THR:HG22	2.41	0.56
24:B2:31:GLU:HG2	24:B2:37:PHE:CD1	2.40	0.56
30:B8:35:GLN:OE1	31:BA:2421:G:OP2	2.24	0.56
31:BA:8:A:H2'	31:BA:9:U:C5	2.41	0.56
31:BA:534:U:O2'	46:BU:49:HIS:HD2	1.88	0.56
31:BA:557:U:O2	39:BN:45:ASN:HB2	2.05	0.56
31:BA:814:C:C5'	47:BV:86:GLY:HA3	2.36	0.56
31:BA:2478:A:C2'	31:BA:2479:G:H5'	2.35	0.56
32:BB:116:G:C8	32:BB:116:G:H5'	2.41	0.56
33:BD:85:ASP:HB2	33:BD:92:ILE:HG12	1.88	0.56
47:BV:66:ARG:HD2	47:BV:67:GLY:N	2.20	0.56
47:BV:90:PRO:CG	47:BV:91:TYR:N	2.68	0.56
51:BZ:29:TYR:CE2	51:BZ:87:ASP:HB2	2.39	0.56
51:BZ:150:LEU:HD13	51:BZ:150:LEU:H	1.70	0.56
1:CA:542:G:H2'	1:CA:543:C:C6	2.40	0.56
1:CA:1446:U:HO2'	1:CA:1447:A:H8	1.44	0.56
3:CC:113:ALA:HB3	3:CC:114:PRO:HD3	1.88	0.56
6:CF:5:GLU:HG2	6:CF:62:TRP:CZ2	2.40	0.56
9:CI:4:TYR:HA	9:CI:88:TYR:CE1	2.41	0.56
22:D0:11:ARG:O	22:D0:14:ARG:NH2	2.39	0.56
31:DA:28:A:C5	31:DA:29:U:C5	2.93	0.56
31:DA:173:G:C6	31:DA:174:C:C4	2.94	0.56
31:DA:471:A:H8	31:DA:471:A:O5'	1.88	0.56
31:DA:494:G:H5''	31:DA:494:G:H8	1.69	0.56
31:DA:557:U:O2	39:DN:45:ASN:HB2	2.05	0.56
31:DA:708:C:H2'	31:DA:708:C:O2	2.05	0.56
31:DA:1000:A:C6	31:DA:1001:A:C6	2.93	0.56
31:DA:1115:G:H2'	31:DA:1116:C:H5''	1.88	0.56
31:DA:1648:C:H2'	31:DA:1649:G:O5'	2.05	0.56
31:DA:1695:G:N2	31:DA:1696:G:C8	2.74	0.56
31:DA:1973:G:H2'	31:DA:1974:C:H6	1.70	0.56
33:DD:8:PRO:CB	33:DD:14:ARG:HB3	2.35	0.56
39:DN:13:TRP:CH2	39:DN:130:HIS:HE1	2.23	0.56
39:DN:68:GLU:HA	39:DN:86:PRO:CB	2.36	0.56
41:DP:10:PRO:HD2	41:DP:11:GLY:H	1.70	0.56
42:DQ:54:MET:HB3	42:DQ:64:ILE:CD1	2.36	0.56
43:DR:10:LEU:HB3	43:DR:17:ARG:CD	2.35	0.56
44:DS:28:VAL:HG11	44:DS:97:ARG:NH2	2.21	0.56
46:DU:64:ARG:NH2	46:DU:64:ARG:CA	2.58	0.56
47:DV:62:LEU:HB3	47:DV:98:GLU:HB2	1.87	0.56
47:DV:66:ARG:CD	47:DV:67:GLY:N	2.69	0.56

Continued on next page...

Continued from previous page...

Atom-1	Atom-2	Interatomic distance (Å)	Clash overlap (Å)
50:DY:14:LEU:HG	50:DY:15:VAL:N	2.21	0.56
50:DY:42:VAL:HB	50:DY:65:ALA:HB3	1.87	0.56
50:DY:77:PRO:O	50:DY:78:ALA:HB2	2.06	0.56
1:AA:84:U:H5	1:AA:88:A:C8	2.23	0.56
1:AA:191:G:H1'	20:AT:105:SER:HA	1.87	0.56
1:AA:525:C:H2'	1:AA:526:C:C6	2.40	0.56
1:AA:707:C:OP1	11:AK:85:ARG:NH1	2.39	0.56
1:AA:949:A:H1'	1:AA:1364:U:N3	2.21	0.56
16:AP:18:ARG:HD3	16:AP:35:LYS:HD2	1.88	0.56
20:AT:56:MET:HG2	20:AT:84:LEU:HD11	1.88	0.56
31:BA:142:A:H1'	31:BA:1408:C:O4'	2.06	0.56
31:BA:1324:G:C4	31:BA:1328:G:O6	2.59	0.56
31:BA:2593:U:H2'	31:BA:2594:C:H6	1.70	0.56
37:BH:156:ALA:O	37:BH:157:TYR:C	2.44	0.56
39:BN:3:THR:CA	39:BN:4:TYR:CE1	2.88	0.56
41:BP:88:LEU:C	41:BP:90:ARG:N	2.56	0.56
42:BQ:8:LYS:CG	42:BQ:9:TYR:N	2.69	0.56
48:BW:13:SER:HB3	48:BW:16:LYS:HD3	1.88	0.56
48:BW:64:MET:O	48:BW:65:LEU:CB	2.46	0.56
51:BZ:149:SER:CB	51:BZ:173:ALA:HA	2.36	0.56
1:CA:521:G:H4'	12:CL:73:GLU:HG2	1.88	0.56
1:CA:1362:C:O2'	1:CA:1363:C:H5''	2.06	0.56
2:CB:213:LEU:O	2:CB:213:LEU:HD23	2.05	0.56
12:CL:21:LYS:HD2	12:CL:21:LYS:H	1.69	0.56
13:CM:66:LEU:HD12	13:CM:66:LEU:N	2.18	0.56
24:D2:47:ASN:HA	24:D2:50:ILE:O	2.06	0.56
27:D5:36:CYS:SG	27:D5:49:CYS:CB	2.93	0.56
28:D6:51:GLU:O	28:D6:52:VAL:CB	2.54	0.56
31:DA:751:A:H5'	48:DW:90:ARG:HA	1.87	0.56
31:DA:794:G:H2'	31:DA:795:C:C6	2.41	0.56
31:DA:1496:A:C8	31:DA:1577:C:O2'	2.59	0.56
31:DA:1508:A:C2'	31:DA:1509:C:OP1	2.53	0.56
31:DA:1987:G:H8	31:DA:1987:G:C5'	2.19	0.56
31:DA:2061:G:N2	31:DA:2063:C:C2	2.73	0.56
32:DB:21:G:O2'	32:DB:22:U:O5'	2.24	0.56
41:DP:79:ARG:HH21	41:DP:109:GLY:CA	2.19	0.56
44:DS:36:TYR:N	44:DS:36:TYR:CD1	2.74	0.56
1:AA:628:G:O2'	1:AA:629:G:H5'	2.05	0.56
2:AB:114:ARG:HD3	2:AB:114:ARG:O	2.06	0.56
3:AC:6:HIS:HE2	3:AC:184:TYR:HE2	1.52	0.56
3:AC:53:ALA:O	3:AC:54:ARG:HB2	2.05	0.56

Continued on next page...

Continued from previous page...

Atom-1	Atom-2	Interatomic distance (Å)	Clash overlap (Å)
23:B1:85:LEU:C	23:B1:87:PRO:CD	2.71	0.56
24:B2:14:ARG:NH1	24:B2:57:ILE:HG22	2.21	0.56
24:B2:14:ARG:CZ	24:B2:57:ILE:CG2	2.83	0.56
31:BA:661:C:H4'	41:BP:18:ARG:HG2	1.86	0.56
31:BA:836:G:C5	31:BA:837:C:C4	2.94	0.56
31:BA:892:G:C5	31:BA:893:C:C5	2.94	0.56
31:BA:1686:C:C2'	31:BA:1687:G:H5'	2.35	0.56
31:BA:1686:C:H2'	31:BA:1687:G:H5'	1.88	0.56
31:BA:2849:U:O4	45:BT:23:ARG:NH2	2.39	0.56
32:BB:7:G:C2'	32:BB:8:U:H5''	2.36	0.56
32:BB:15:A:O2'	32:BB:110:G:C8	2.59	0.56
32:BB:86:G:H8	32:BB:86:G:O5'	1.88	0.56
33:BD:86:PRO:HG2	33:BD:87:ASN:ND2	2.21	0.56
34:BE:10:GLY:HA3	45:BT:8:LYS:HE3	1.86	0.56
34:BE:77:ILE:HG23	34:BE:78:LEU:N	2.20	0.56
35:BF:139:PHE:HB2	35:BF:166:ALA:HB1	1.86	0.56
36:BG:133:LEU:HD12	36:BG:133:LEU:C	2.26	0.56
39:BN:3:THR:CA	39:BN:4:TYR:CD1	2.88	0.56
39:BN:57:ALA:O	39:BN:58:ASP:O	2.24	0.56
40:BO:107:ARG:NH1	40:BO:112:MET:HE1	2.21	0.56
44:BS:61:ASN:ND2	44:BS:64:GLU:OE2	2.39	0.56
49:BX:83:VAL:O	49:BX:84:ALA:CB	2.53	0.56
1:CA:963:G:N2	10:CJ:55:LYS:HE2	2.21	0.56
4:CD:109:GLY:O	4:CD:111:ALA:N	2.39	0.56
10:CJ:40:LEU:HD21	10:CJ:69:ASN:HB3	1.86	0.56
11:CK:99:GLN:O	11:CK:101:SER:N	2.38	0.56
13:CM:46:LYS:HG3	13:CM:47:ASP:N	2.21	0.56
23:D1:60:PHE:HZ	23:D1:90:ILE:HG21	1.71	0.56
23:D1:62:VAL:HG22	23:D1:63:ALA:N	2.20	0.56
31:DA:303:U:H2'	31:DA:304:G:H8	1.70	0.56
31:DA:858:U:O2	31:DA:2268:A:H2'	2.05	0.56
31:DA:1210:A:C5'	31:DA:1211:U:H3'	2.35	0.56
31:DA:1317:A:H2'	31:DA:1318:C:C6	2.39	0.56
31:DA:1822:G:H8	31:DA:1822:G:H5'	1.69	0.56
34:DE:197:ILE:HD11	34:DE:199:ARG:CZ	2.35	0.56
38:DI:38:LEU:HB2	38:DI:40:THR:HG23	1.87	0.56
42:DQ:139:GLU:HG2	42:DQ:139:GLU:O	2.06	0.56
46:DU:25:TRP:HD1	46:DU:26:GLY:N	2.03	0.56
1:AA:355:C:C2'	1:AA:356:A:H5'	2.36	0.56
1:AA:674:G:H21	11:AK:116:HIS:HB2	1.71	0.56
1:AA:1168:A:C6	1:AA:1169:A:C6	2.94	0.56

Continued on next page...

Continued from previous page...

Atom-1	Atom-2	Interatomic distance (Å)	Clash overlap (Å)
1:AA:1216:G:OP1	14:AN:2:ALA:HA	2.06	0.56
3:AC:105:GLU:HG2	3:AC:106:VAL:H	1.69	0.56
3:AC:188:LEU:O	3:AC:189:ALA:HB2	2.06	0.56
4:AD:49:ARG:HA	4:AD:49:ARG:HE	1.70	0.56
23:B1:10:LYS:O	23:B1:13:ILE:CG2	2.54	0.56
23:B1:86:SER:N	23:B1:87:PRO:CD	2.65	0.56
26:B4:25:TYR:C	26:B4:27:THR:H	2.08	0.56
31:BA:71:A:C2	49:BX:31:HIS:CE1	2.79	0.56
31:BA:352:G:O2'	31:BA:353:G:O5'	2.23	0.56
31:BA:511:U:H3'	31:BA:512:G:C5'	2.23	0.56
31:BA:620:G:H4'	31:BA:621:A:H5''	1.88	0.56
31:BA:858:U:O2	31:BA:2268:A:H2'	2.06	0.56
31:BA:911:A:C2'	42:BQ:9:TYR:OH	2.53	0.56
31:BA:952:G:C6	31:BA:953:A:N7	2.73	0.56
31:BA:996:A:C4'	46:BU:92:ARG:NE	2.60	0.56
31:BA:1359:A:C8	31:BA:1372:U:O4	2.59	0.56
31:BA:1472:A:C2'	31:BA:1473:G:H5'	2.36	0.56
31:BA:1494:A:H2'	31:BA:1494:A:N3	2.21	0.56
31:BA:1648:C:H2'	31:BA:1649:G:O5'	2.06	0.56
31:BA:2312:U:O3'	36:BG:71:THR:HG21	2.05	0.56
33:BD:35:LYS:NZ	33:BD:104:TYR:HD1	2.04	0.56
33:BD:142:VAL:HG23	33:BD:192:THR:C	2.26	0.56
45:BT:83:ILE:HG13	45:BT:84:GLN:N	2.20	0.56
47:BV:62:LEU:HD22	47:BV:98:GLU:CB	2.32	0.56
47:BV:64:HIS:CD2	47:BV:94:LEU:HD21	2.35	0.56
50:BY:89:PHE:O	50:BY:90:LEU:HB3	2.06	0.56
1:CA:495:A:H4'	1:CA:496:A:OP1	2.06	0.56
4:CD:33:MET:CE	4:CD:37:PRO:HA	2.36	0.56
5:CE:43:LEU:HB2	5:CE:136:MET:SD	2.46	0.56
5:CE:112:LEU:HD23	5:CE:112:LEU:N	2.21	0.56
10:CJ:48:THR:HG23	10:CJ:62:HIS:HB3	1.87	0.56
17:CQ:67:LYS:HA	17:CQ:70:ARG:HH12	1.71	0.56
23:D1:27:GLU:OE2	23:D1:32:LYS:HB2	2.06	0.56
23:D1:63:ALA:O	23:D1:64:ALA:C	2.45	0.56
31:DA:38:A:H2'	31:DA:39:C:C6	2.40	0.56
31:DA:195:A:H61	31:DA:198:C:H3'	1.71	0.56
31:DA:746:A:C2	55:DA:3311:ZIT:C16	2.82	0.56
31:DA:774:A:H2	31:DA:787:U:HO2'	1.49	0.56
31:DA:1386:C:H2'	31:DA:1387:C:H6	1.69	0.56
31:DA:1495:A:C4	31:DA:1496:A:C2	2.94	0.56
31:DA:2191:G:H2'	31:DA:2192:G:O5'	2.06	0.56

Continued on next page...

Continued from previous page...

Atom-1	Atom-2	Interatomic distance (Å)	Clash overlap (Å)
31:DA:2243:U:O2'	31:DA:2244:U:H5'	2.06	0.56
31:DA:2312:U:O3'	36:DG:71:THR:HG21	2.06	0.56
32:DB:8:U:H5'	32:DB:8:U:C6	2.37	0.56
35:DF:154:VAL:HB	35:DF:173:VAL:HG22	1.88	0.56
38:DI:83:ALA:HA	38:DI:89:TYR:HD1	1.68	0.56
41:DP:24:GLY:HA2	41:DP:33:ARG:HE	1.71	0.56
47:DV:18:LEU:HD22	47:DV:19:LYS:N	2.21	0.56
47:DV:19:LYS:CE	47:DV:20:LEU:H	2.18	0.56
49:DX:64:LYS:O	49:DX:65:ARG:HB2	2.06	0.56
1:AA:457:C:H2'	1:AA:458:C:C6	2.41	0.56
1:AA:629:G:C4	1:AA:630:G:C8	2.94	0.56
1:AA:658:G:C6	1:AA:749:C:N4	2.74	0.56
1:AA:665:A:H1'	1:AA:733:A:O4'	2.06	0.56
1:AA:995:C:H1'	14:AN:8:GLU:OE2	2.06	0.56
1:AA:1116:C:H3'	1:AA:1117:G:H5''	1.88	0.56
1:AA:1438:G:H2'	1:AA:1439:C:C6	2.41	0.56
6:AF:61:LEU:HD23	6:AF:63:TYR:OH	2.06	0.56
7:AG:23:VAL:O	7:AG:27:ILE:HD12	2.05	0.56
8:AH:112:LEU:HB2	8:AH:133:LEU:HA	1.88	0.56
10:AJ:32:ALA:HB1	10:AJ:75:ILE:HD11	1.88	0.56
16:AP:53:VAL:O	16:AP:57:ARG:HG2	2.06	0.56
28:B6:40:CYS:SG	28:B6:45:LYS:NZ	2.64	0.56
31:BA:930:U:O4'	31:BA:930:U:O2	2.20	0.56
31:BA:1110:G:OP1	31:BA:1110:G:H4'	2.06	0.56
31:BA:1487:G:C2	31:BA:1488:G:C4	2.94	0.56
31:BA:2529:G:H5''	31:BA:2530:A:H5''	1.87	0.56
31:BA:2615:U:H2'	31:BA:2616:C:H6	1.70	0.56
32:BB:7:G:O5'	44:BS:29:PHE:CE1	2.59	0.56
33:BD:94:LEU:C	33:BD:94:LEU:HD22	2.26	0.56
43:BR:56:LYS:HE2	43:BR:94:TYR:CE2	2.41	0.56
50:BY:37:VAL:HG11	50:BY:72:VAL:CG2	2.36	0.56
1:CA:41:G:H2'	1:CA:42:G:C8	2.40	0.56
1:CA:134:A:H61	16:CP:25:ARG:HH12	1.54	0.56
1:CA:1410:G:C4	1:CA:1491:G:N2	2.74	0.56
2:CB:55:PHE:HE1	2:CB:218:ALA:HA	1.71	0.56
2:CB:172:ILE:H	2:CB:172:ILE:CD1	2.17	0.56
5:CE:100:VAL:HG13	5:CE:118:ILE:CG2	2.35	0.56
6:CF:98:LEU:H	6:CF:98:LEU:HD12	1.70	0.56
9:CI:11:LYS:HG2	9:CI:11:LYS:O	2.05	0.56
23:D1:11:ARG:CB	23:D1:12:PRO:CD	2.84	0.56
24:D2:41:ILE:O	24:D2:42:GLY:C	2.44	0.56

Continued on next page...

Continued from previous page...

Atom-1	Atom-2	Interatomic distance (Å)	Clash overlap (Å)
30:D8:39:LYS:CE	30:D8:39:LYS:O	2.53	0.56
31:DA:229:A:H3'	31:DA:230:U:H5'	1.87	0.56
31:DA:303:U:H2'	31:DA:304:G:C8	2.41	0.56
31:DA:534:U:O2'	46:DU:49:HIS:HD2	1.89	0.56
31:DA:848:G:N3	31:DA:933:A:H1'	2.20	0.56
31:DA:911:A:C2'	42:DQ:9:TYR:OH	2.53	0.56
31:DA:1245:G:OP1	41:DP:16:ARG:HG2	2.04	0.56
31:DA:1580:A:OP2	31:DA:1580:A:H8	1.89	0.56
31:DA:1598:C:O2	31:DA:1598:C:H2'	2.06	0.56
31:DA:2394:C:P	41:DP:63:PRO:HD2	2.44	0.56
35:DF:22:ALA:CA	35:DF:26:ALA:HB2	2.36	0.56
35:DF:160:ASN:HD22	35:DF:162:LEU:H	1.53	0.56
38:DI:38:LEU:HB2	38:DI:40:THR:CG2	2.36	0.56
38:DI:88:ILE:HG22	38:DI:89:TYR:N	2.21	0.56
41:DP:97:PRO:O	41:DP:98:GLU:CB	2.52	0.56
42:DQ:9:TYR:HD2	42:DQ:9:TYR:C	2.07	0.56
44:DS:99:LYS:O	44:DS:101:LEU:HB3	2.06	0.56
51:DZ:54:HIS:HB3	51:DZ:101:PRO:HD3	1.88	0.56
51:DZ:77:ASP:O	51:DZ:79:ARG:N	2.39	0.56
1:AA:457:C:H2'	1:AA:458:C:H6	1.71	0.55
1:AA:658:G:H1'	15:AO:22:THR:HB	1.89	0.55
4:AD:119:GLN:CG	4:AD:123:HIS:CD2	2.87	0.55
6:AF:89:MET:SD	18:AR:76:LEU:HD21	2.46	0.55
9:AI:4:TYR:HA	9:AI:88:TYR:CE1	2.41	0.55
23:B1:13:ILE:O	23:B1:14:VAL:HB	2.06	0.55
26:B4:19:GLY:C	26:B4:21:VAL:H	2.08	0.55
31:BA:195:A:H4'	31:BA:251:A:O2'	2.05	0.55
31:BA:236:C:H2'	31:BA:237:C:C6	2.41	0.55
31:BA:631:A:OP1	41:BP:64:LYS:CE	2.54	0.55
31:BA:790:C:O2'	31:BA:791:C:H5'	2.07	0.55
31:BA:2265:U:H4'	42:BQ:13:GLN:HE22	1.70	0.55
31:BA:2523:G:C2'	31:BA:2524:G:C5'	2.83	0.55
31:BA:2723:C:H5''	43:BR:2:ARG:HD2	1.87	0.55
34:BE:70:ALA:O	34:BE:71:GLY:C	2.45	0.55
38:BI:49:ALA:HA	38:BI:52:ARG:HB2	1.88	0.55
39:BN:13:TRP:CZ3	39:BN:130:HIS:CE1	2.94	0.55
39:BN:27:ALA:CB	39:BN:106:MET:HE2	2.36	0.55
48:BW:4:LYS:HE3	48:BW:6:ILE:HD11	1.88	0.55
51:BZ:19:ARG:HH11	51:BZ:19:ARG:HG2	1.70	0.55
51:BZ:29:TYR:HE2	51:BZ:87:ASP:CB	2.18	0.55
1:CA:308:C:H2'	1:CA:309:G:H8	1.72	0.55

Continued on next page...

Continued from previous page...

Atom-1	Atom-2	Interatomic distance (Å)	Clash overlap (Å)
1:CA:376:G:P	16:CP:67:THR:HG21	2.46	0.55
1:CA:792:A:H4'	1:CA:793:U:O5'	2.06	0.55
1:CA:963:G:N3	10:CJ:55:LYS:NZ	2.45	0.55
1:CA:1049:U:H4'	1:CA:1050:G:C5'	2.36	0.55
1:CA:1116:C:H3'	1:CA:1117:G:H5''	1.88	0.55
10:CJ:63:PHE:CZ	14:CN:45:ARG:HG3	2.36	0.55
13:CM:71:ARG:O	13:CM:71:ARG:HG3	2.06	0.55
15:CO:54:ARG:O	15:CO:57:LEU:HB2	2.05	0.55
31:DA:143:G:H2'	31:DA:143(A):C:C6	2.41	0.55
31:DA:951:C:C2'	31:DA:952:G:H5'	2.36	0.55
31:DA:2203:U:C1'	33:DD:151:LYS:HE2	2.35	0.55
31:DA:2317:C:H2'	31:DA:2317:C:O2	2.06	0.55
31:DA:2752:C:H2'	31:DA:2752:C:O2	2.05	0.55
31:DA:2810:A:C2'	34:DE:61:ARG:NH2	2.67	0.55
32:DB:2:C:H2'	32:DB:3:C:C6	2.41	0.55
34:DE:27:LEU:HD22	45:DT:1:MET:CE	2.35	0.55
34:DE:136:ARG:HG2	34:DE:136:ARG:NH1	2.21	0.55
46:DU:112:ARG:CG	46:DU:112:ARG:NH1	2.59	0.55
47:DV:23:GLU:O	47:DV:24:LYS:C	2.45	0.55
48:DW:88:ARG:NH1	48:DW:94:ASP:OD1	2.37	0.55
1:AA:356:A:C2'	1:AA:357:G:O5'	2.54	0.55
1:AA:505:G:C6	1:AA:535:A:C2	2.94	0.55
1:AA:556:C:C2'	1:AA:557:G:H5'	2.36	0.55
1:AA:774:G:C2'	1:AA:775:G:H5'	2.36	0.55
1:AA:1228:C:P	13:AM:108:ARG:HH22	2.28	0.55
2:AB:55:PHE:HE1	2:AB:218:ALA:HA	1.71	0.55
16:AP:8:ARG:O	16:AP:9:PHE:CG	2.59	0.55
25:B3:8:LEU:CD1	25:B3:31:LEU:HA	2.36	0.55
25:B3:45:GLY:HA3	31:BA:851:U:O2'	2.06	0.55
30:B8:59:LYS:HD2	41:BP:50:ARG:HB3	1.86	0.55
31:BA:146:G:H8	31:BA:146:G:C5'	2.18	0.55
31:BA:615:G:OP1	35:BF:40:GLN:NE2	2.39	0.55
31:BA:1052:C:H3'	31:BA:1052:C:H6	1.70	0.55
31:BA:1339:G:H21	31:BA:1603:A:H1'	1.71	0.55
31:BA:2657:A:C2	31:BA:2664:G:N2	2.72	0.55
33:BD:89:SER:HB2	33:BD:159:ALA:HB2	1.86	0.55
34:BE:116:VAL:HG11	34:BE:122:PHE:CD2	2.42	0.55
41:BP:102:ARG:O	41:BP:103:ALA:HB2	2.06	0.55
47:BV:1:MET:CE	47:BV:44:LYS:HB2	2.26	0.55
47:BV:51:VAL:CG1	47:BV:52:VAL:H	2.17	0.55
50:BY:52:SER:C	50:BY:54:LYS:H	2.10	0.55

Continued on next page...

Continued from previous page...

Atom-1	Atom-2	Interatomic distance (Å)	Clash overlap (Å)
1:CA:60:A:P	1:CA:60:A:C8	3.00	0.55
1:CA:541:G:H2'	1:CA:542:G:H8	1.70	0.55
1:CA:658:G:H1'	15:CO:22:THR:HB	1.89	0.55
1:CA:665:A:H1'	1:CA:733:A:O4'	2.07	0.55
1:CA:1157:A:C1'	1:CA:1181:G:H21	2.19	0.55
1:CA:1259:C:H42	1:CA:1276:G:H1	1.52	0.55
3:CC:182:ILE:HG12	3:CC:203:PHE:CD1	2.38	0.55
4:CD:88:VAL:HG13	5:CE:97:GLY:HA3	1.88	0.55
8:CH:104:ARG:O	8:CH:105:ARG:HB2	2.06	0.55
31:DA:2299:G:N1	31:DA:2318:G:C8	2.74	0.55
34:DE:77:ILE:HG23	34:DE:78:LEU:N	2.21	0.55
38:DI:50:ARG:C	38:DI:52:ARG:H	2.09	0.55
41:DP:140:ALA:O	41:DP:141:ALA:CB	2.53	0.55
46:DU:29:SER:OG	46:DU:30:LYS:HE3	2.06	0.55
48:DW:17:VAL:HG21	48:DW:103:ILE:HD13	1.89	0.55
1:AA:375:U:H5''	16:AP:6:LEU:HD22	1.88	0.55
1:AA:662:G:H2'	1:AA:663:A:C8	2.41	0.55
1:AA:1095:U:H2'	1:AA:1096:C:C6	2.41	0.55
1:AA:1130:A:H1'	1:AA:1146:A:C2	2.41	0.55
3:AC:189:ALA:HB3	3:AC:196:LEU:HB2	1.88	0.55
4:AD:112:VAL:HG12	4:AD:116:GLN:OE1	2.05	0.55
5:AE:43:LEU:HB2	5:AE:136:MET:SD	2.46	0.55
7:AG:23:VAL:HG13	7:AG:43:PHE:CZ	2.41	0.55
11:AK:31:THR:HA	11:AK:42:TRP:HA	1.86	0.55
11:AK:99:GLN:O	11:AK:101:SER:N	2.39	0.55
24:B2:30:ARG:HG3	24:B2:30:ARG:HH11	1.71	0.55
28:B6:27:LYS:HE3	31:BA:2285:C:H5	1.71	0.55
30:B8:32:LEU:HB3	30:B8:34:TRP:CB	2.35	0.55
31:BA:394:A:C6	31:BA:395:U:C4	2.94	0.55
31:BA:2637:U:H5'	31:BA:2637:U:H6	1.70	0.55
31:BA:2639:A:H2'	31:BA:2640:G:H5'	1.87	0.55
31:BA:2752:C:H2'	31:BA:2752:C:O2	2.06	0.55
35:BF:7:TYR:CD1	35:BF:8:GLN:N	2.74	0.55
37:BH:84:SER:O	37:BH:133:VAL:O	2.24	0.55
48:BW:62:HIS:O	48:BW:64:MET:HG3	2.05	0.55
1:CA:411:A:C6	1:CA:429:U:C4	2.94	0.55
1:CA:629:G:C4	1:CA:630:G:C8	2.94	0.55
3:CC:116:VAL:HG21	3:CC:202:ILE:HD11	1.88	0.55
6:CF:2:ARG:HB2	6:CF:4:TYR:CE2	2.41	0.55
7:CG:138:LYS:HE2	7:CG:142:GLU:OE2	2.07	0.55
8:CH:87:SER:HA	8:CH:93:VAL:HG23	1.89	0.55

Continued on next page...

Continued from previous page...

Atom-1	Atom-2	Interatomic distance (Å)	Clash overlap (Å)
15:CO:56:LEU:HD21	31:DA:715:G:C2	2.40	0.55
16:CP:39:TYR:HB2	16:CP:49:LEU:CD1	2.36	0.55
25:D3:1:MET:HB3	25:D3:2:PRO:HD2	1.88	0.55
31:DA:642:G:H21	31:DA:646:A:H2	1.51	0.55
31:DA:838:C:C4	31:DA:839:U:C5	2.94	0.55
31:DA:1472:A:C2'	31:DA:1473:G:H5'	2.37	0.55
31:DA:1493:C:O2	31:DA:1493:C:C2'	2.51	0.55
31:DA:1856:G:H2'	31:DA:1857:G:H5'	1.88	0.55
31:DA:1986:A:H2'	31:DA:1987:G:C5'	2.24	0.55
31:DA:2274:A:C5	31:DA:2276:G:C8	2.94	0.55
32:DB:86:G:H8	32:DB:86:G:O5'	1.88	0.55
39:DN:39:ARG:HE	39:DN:41:ASP:CB	2.19	0.55
40:DO:4:PRO:O	40:DO:5:GLN:HB2	2.06	0.55
1:AA:56:U:H2'	1:AA:57:G:C8	2.42	0.55
1:AA:760:G:H2'	1:AA:761:G:H5'	1.88	0.55
1:AA:955:U:H1'	1:AA:1227:A:N6	2.22	0.55
1:AA:1416:G:H2'	1:AA:1417:G:O4'	2.07	0.55
1:AA:1442(B):A:H4'	1:AA:1442(B):A:OP1	2.06	0.55
2:AB:90:MET:HE2	2:AB:90:MET:HA	1.87	0.55
2:AB:213:LEU:O	2:AB:213:LEU:HD23	2.05	0.55
4:AD:33:MET:CE	4:AD:37:PRO:HA	2.37	0.55
24:B2:30:ARG:CZ	24:B2:30:ARG:HB3	2.36	0.55
28:B6:15:GLU:OE2	28:B6:18:ARG:NE	2.40	0.55
31:BA:573:G:O2'	31:BA:574:C:H3'	2.06	0.55
31:BA:669:G:O2'	31:BA:669:G:H8	1.89	0.55
31:BA:993:G:H1'	47:BV:91:TYR:CD1	2.41	0.55
31:BA:1025:G:C4	31:BA:1135:C:H1'	2.42	0.55
31:BA:1386:C:H2'	31:BA:1387:C:C6	2.41	0.55
31:BA:1654:A:OP2	43:BR:3:HIS:HB2	2.06	0.55
31:BA:2360:A:O2'	31:BA:2361:A:OP2	2.24	0.55
40:BO:77:ILE:HG13	45:BT:74:ARG:HG2	1.87	0.55
1:CA:1452:C:O4'	1:CA:1456:G:C2	2.59	0.55
6:CF:79:LEU:HB2	6:CF:88:VAL:HG21	1.88	0.55
10:CJ:61:GLU:OE1	14:CN:58:LYS:HE2	2.06	0.55
11:CK:80:VAL:O	11:CK:106:LYS:HB3	2.07	0.55
13:CM:91:ARG:HD3	19:CS:81:ARG:HH21	1.71	0.55
18:CR:63:GLN:HA	18:CR:63:GLN:OE1	2.07	0.55
27:D5:40:LYS:NZ	27:D5:46:CYS:HB3	2.21	0.55
28:D6:13:CYS:HA	28:D6:50:ARG:O	2.05	0.55
31:DA:477:A:O2'	31:DA:478:A:H5'	2.07	0.55
31:DA:493:G:C2'	31:DA:494:G:H5''	2.32	0.55

Continued on next page...

Continued from previous page...

Atom-1	Atom-2	Interatomic distance (Å)	Clash overlap (Å)
31:DA:494:G:O2'	31:DA:495:G:H5'	2.06	0.55
31:DA:1410:G:H2'	31:DA:1411:C:C6	2.40	0.55
31:DA:2050:C:H1'	34:DE:156:MET:CE	2.35	0.55
31:DA:2298:A:H2'	31:DA:2299:G:O4'	2.07	0.55
31:DA:2582:G:C2	31:DA:2583:G:C8	2.95	0.55
33:DD:18:VAL:HG23	33:DD:211:ARG:HH12	1.71	0.55
33:DD:86:PRO:HG2	33:DD:87:ASN:ND2	2.21	0.55
34:DE:9:VAL:HG13	34:DE:25:VAL:O	2.05	0.55
37:DH:156:ALA:C	37:DH:158:HIS:H	2.09	0.55
46:DU:87:GLY:O	47:DV:52:VAL:HA	2.07	0.55
49:DX:24:GLY:HA3	49:DX:80:ILE:HG12	1.88	0.55
49:DX:85:PRO:O	49:DX:87:GLN:N	2.40	0.55
51:DZ:149:SER:CB	51:DZ:173:ALA:HA	2.37	0.55
1:AA:495:A:H4'	1:AA:496:A:OP1	2.06	0.55
1:AA:542:G:H2'	1:AA:543:C:C6	2.41	0.55
1:AA:665:A:H2'	1:AA:732:C:O2	2.07	0.55
1:AA:731:G:OP1	1:AA:766:A:H1'	2.07	0.55
1:AA:836:G:C6	1:AA:851:G:C6	2.94	0.55
1:AA:853:G:H2'	1:AA:854:G:H8	1.70	0.55
1:AA:1315:U:H2'	1:AA:1316:G:O4'	2.07	0.55
1:AA:1346:A:H5''	9:AI:120:ARG:HH12	1.72	0.55
2:AB:201:ILE:HG21	2:AB:214:ILE:HG21	1.89	0.55
3:AC:14:ILE:O	3:AC:15:THR:HB	2.07	0.55
12:AL:102:ARG:HG3	12:AL:102:ARG:NH1	2.21	0.55
20:AT:10:LEU:O	20:AT:12:ALA:N	2.31	0.55
20:AT:63:ILE:HD13	20:AT:80:ARG:HB2	1.88	0.55
28:B6:42:TRP:HA	28:B6:42:TRP:HE3	1.71	0.55
30:B8:39:LYS:HE2	30:B8:39:LYS:C	2.27	0.55
31:BA:536:A:H2'	31:BA:537:C:C6	2.40	0.55
31:BA:717:G:H2'	31:BA:718:A:O4'	2.07	0.55
31:BA:1028:A:N3	31:BA:2486:G:O2'	2.31	0.55
31:BA:1709:U:O2'	31:BA:2859:G:H1'	2.06	0.55
31:BA:1797:C:O2'	33:BD:259:THR:HB	2.06	0.55
31:BA:2688:U:H5	31:BA:2720:U:OP2	1.90	0.55
33:BD:118:VAL:HG22	33:BD:119:ALA:N	2.22	0.55
45:BT:10:VAL:O	45:BT:13:ARG:HG2	2.06	0.55
46:BU:100:VAL:O	46:BU:103:PRO:HD3	2.06	0.55
49:BX:72:LYS:HB2	49:BX:74:PRO:CD	2.36	0.55
1:CA:375:U:H5''	16:CP:6:LEU:HD22	1.88	0.55
1:CA:532:A:H61	3:CC:193:TYR:CB	2.17	0.55
1:CA:791:G:C6	1:CA:792:A:N7	2.74	0.55

Continued on next page...

Continued from previous page...

Atom-1	Atom-2	Interatomic distance (Å)	Clash overlap (Å)
1:CA:1130:A:H1'	1:CA:1146:A:C2	2.42	0.55
3:CC:150:LYS:HG3	3:CC:169:ALA:HB2	1.88	0.55
4:CD:119:GLN:CG	4:CD:123:HIS:CD2	2.89	0.55
7:CG:27:ILE:HD11	7:CG:43:PHE:CD2	2.42	0.55
31:DA:547:A:H8	31:DA:549:G:C6	2.25	0.55
31:DA:607:U:H3	31:DA:621:A:H2	1.45	0.55
31:DA:1037:G:H1	31:DA:1118:C:H42	1.54	0.55
31:DA:1141:U:H4'	31:DA:1142(A):A:O4'	2.06	0.55
31:DA:1678:G:N2	31:DA:1989:G:N2	2.52	0.55
31:DA:2070:G:C2	31:DA:2442:C:C2	2.94	0.55
31:DA:2534:A:C2	31:DA:2535:G:H1'	2.41	0.55
46:DU:117:GLN:HA	46:DU:117:GLN:OE1	2.06	0.55
50:DY:38:ILE:HG22	50:DY:39:VAL:H	1.72	0.55
1:AA:836:G:C6	1:AA:851:G:C5	2.94	0.55
2:AB:71:VAL:CG1	2:AB:93:VAL:HB	2.37	0.55
10:AJ:40:LEU:HD21	10:AJ:69:ASN:HB3	1.88	0.55
13:AM:46:LYS:HG3	13:AM:47:ASP:N	2.21	0.55
31:BA:906:G:H2'	31:BA:907:U:O5'	2.07	0.55
31:BA:1037:G:H1	31:BA:1118:C:H42	1.55	0.55
31:BA:1649:G:C6	31:BA:2009:G:C6	2.95	0.55
31:BA:1783:A:C2	31:BA:2587:A:C5	2.94	0.55
31:BA:2681:C:O2	31:BA:2681:C:H2'	2.06	0.55
37:BH:148:ILE:O	37:BH:151:ILE:HG12	2.05	0.55
39:BN:3:THR:HG22	39:BN:4:TYR:N	2.14	0.55
41:BP:62:LEU:N	41:BP:62:LEU:HD13	2.21	0.55
44:BS:58:LEU:HD21	44:BS:68:GLN:HB2	1.89	0.55
46:BU:87:GLY:O	47:BV:52:VAL:HA	2.07	0.55
50:BY:28:LYS:HD2	50:BY:37:VAL:CG1	2.36	0.55
1:CA:96:U:O2'	1:CA:97:G:P	2.64	0.55
1:CA:629:G:H2'	1:CA:630:G:O4'	2.05	0.55
1:CA:922:G:N3	1:CA:1398:A:H2	2.04	0.55
1:CA:1118:C:H1'	1:CA:1179:A:C4	2.42	0.55
4:CD:133:VAL:HG13	4:CD:135:LEU:HD22	1.87	0.55
31:DA:542:C:O5'	31:DA:542:C:H6	1.89	0.55
31:DA:1027:A:N6	31:DA:1126:A:C4	2.75	0.55
31:DA:2250:G:C4	42:DQ:82:ARG:HD2	2.41	0.55
31:DA:2307:G:N2	31:DA:2308:G:C5'	2.69	0.55
31:DA:2830:G:H5''	31:DA:2830:G:H8	1.72	0.55
31:DA:2897:U:H2'	31:DA:2897:U:O2	2.05	0.55
32:DB:116:G:H8	32:DB:116:G:H5''	1.70	0.55
45:DT:121:ILE:O	45:DT:124:ASP:HB2	2.07	0.55

Continued on next page...

Continued from previous page...

Atom-1	Atom-2	Interatomic distance (Å)	Clash overlap (Å)
49:DX:72:LYS:C	49:DX:74:PRO:HD3	2.27	0.55
50:DY:15:VAL:HG12	50:DY:16:ALA:H	1.72	0.55
1:AA:79:G:C4'	1:AA:80:G:OP1	2.55	0.55
1:AA:165:C:H2'	1:AA:166:G:C8	2.41	0.55
1:AA:228:A:H2'	1:AA:229:U:O4'	2.06	0.55
1:AA:1157:A:C1'	1:AA:1181:G:H21	2.19	0.55
2:AB:20:GLU:O	2:AB:40:HIS:HB2	2.07	0.55
3:AC:32:LEU:HD22	3:AC:59:ARG:NH1	2.22	0.55
3:AC:150:LYS:HG3	3:AC:169:ALA:HB2	1.89	0.55
11:AK:125:PHE:HD1	11:AK:125:PHE:H	1.55	0.55
18:AR:45:SER:H	18:AR:51:LEU:HD11	1.72	0.55
31:BA:357:A:N3	31:BA:358:U:O2	2.39	0.55
31:BA:1543:C:C6	31:BA:1543:C:OP2	2.59	0.55
31:BA:1701:A:C2'	31:BA:1702:G:H5'	2.37	0.55
31:BA:1994:C:O2'	31:BA:1995:U:H5'	2.06	0.55
33:BD:70:TRP:CZ3	33:BD:146:GLU:OE2	2.55	0.55
36:BG:107:LEU:HD11	36:BG:178:PHE:CE1	2.41	0.55
37:BH:29:PRO:HD2	37:BH:79:VAL:O	2.07	0.55
41:BP:66:GLY:O	41:BP:67:MET:O	2.25	0.55
41:BP:140:ALA:O	25:D3:1:MET:SD	2.65	0.55
42:BQ:23:GLY:O	42:BQ:100:GLY:CA	2.47	0.55
42:BQ:139:GLU:HG2	42:BQ:139:GLU:O	2.07	0.55
45:BT:45:PHE:HE2	45:BT:63:VAL:HG22	1.72	0.55
1:CA:115:G:H4'	1:CA:116:A:O5'	2.06	0.55
1:CA:949:A:H1'	1:CA:1364:U:N3	2.22	0.55
2:CB:204:ASN:HD22	2:CB:205:ASP:N	2.05	0.55
3:CC:52:LEU:H	3:CC:52:LEU:CD2	2.17	0.55
3:CC:53:ALA:O	3:CC:54:ARG:HB2	2.05	0.55
3:CC:69:HIS:N	3:CC:69:HIS:CD2	2.73	0.55
3:CC:71:ALA:HA	3:CC:106:VAL:HB	1.89	0.55
4:CD:49:ARG:HA	4:CD:49:ARG:HE	1.71	0.55
4:CD:118:ARG:O	4:CD:121:VAL:HG23	2.05	0.55
21:CU:5:ASP:O	21:CU:11:GLY:HA3	2.07	0.55
27:D5:2:ALA:N	31:DA:747:U:N3	2.53	0.55
31:DA:280:C:H2'	31:DA:281:G:O5'	2.06	0.55
31:DA:352:G:O2'	31:DA:353:G:H3'	2.07	0.55
31:DA:357:A:N3	31:DA:358:U:O2	2.40	0.55
31:DA:1107:G:H2'	31:DA:1108:U:O4'	2.07	0.55
31:DA:1991:U:C2'	31:DA:1992:G:H5''	2.37	0.55
31:DA:2247:A:H2'	31:DA:2248:C:H6	1.71	0.55
31:DA:2358:G:H1	41:DP:55:ARG:HH22	1.55	0.55

Continued on next page...

Continued from previous page...

Atom-1	Atom-2	Interatomic distance (Å)	Clash overlap (Å)
31:DA:2402:C:C3'	31:DA:2403:C:H5'	2.36	0.55
31:DA:2801(A):A:C4'	31:DA:2802:G:H5'	2.36	0.55
33:DD:231:HIS:CD2	33:DD:249:PRO:HA	2.42	0.55
39:DN:95:PRO:HD2	39:DN:96:GLU:OE2	2.07	0.55
48:DW:20:VAL:O	48:DW:23:LEU:HB2	2.06	0.55
51:DZ:52:SER:OG	51:DZ:53:ILE:N	2.38	0.55
1:AA:491:G:C4	1:AA:492:G:C8	2.95	0.55
1:AA:1132:C:H2'	1:AA:1133:G:O4'	2.07	0.55
4:AD:146:ILE:HD12	4:AD:146:ILE:N	2.22	0.55
27:B5:4:HIS:HD2	31:BA:2056:G:H1	1.54	0.55
28:B6:42:TRP:HA	28:B6:42:TRP:CE3	2.41	0.55
30:B8:4:MET:HE1	31:BA:593:G:O4'	2.07	0.55
31:BA:352:G:O2'	31:BA:353:G:H3'	2.06	0.55
31:BA:1496:A:C8	31:BA:1577:C:O2'	2.59	0.55
31:BA:2262:U:C2'	31:BA:2263:C:H5'	2.36	0.55
31:BA:2483:C:H2'	31:BA:2483:C:O2	2.04	0.55
34:BE:163:GLU:O	34:BE:165:VAL:HG23	2.06	0.55
35:BF:22:ALA:C	35:BF:26:ALA:HB2	2.26	0.55
37:BH:56:SER:HB2	37:BH:58:GLU:HG3	1.88	0.55
38:BI:110:ASP:C	38:BI:112:LYS:N	2.60	0.55
41:BP:62:LEU:N	41:BP:62:LEU:CD2	2.59	0.55
41:BP:105:LEU:HD12	41:BP:105:LEU:N	2.22	0.55
45:BT:99:LEU:CD1	45:BT:99:LEU:O	2.55	0.55
1:CA:414:A:H2'	1:CA:415:A:H8	1.71	0.55
2:CB:28:PHE:CD1	2:CB:190:THR:HG22	2.42	0.55
5:CE:34:VAL:O	5:CE:41:VAL:HA	2.07	0.55
5:CE:101:ILE:HD11	5:CE:119:LEU:HD23	1.89	0.55
8:CH:64:LYS:HG2	8:CH:79:VAL:HG21	1.87	0.55
11:CK:106:LYS:O	11:CK:106:LYS:HG3	2.06	0.55
15:CO:87:ILE:CG2	15:CO:88:ARG:N	2.69	0.55
30:D8:6:THR:CG2	31:DA:243:U:OP1	2.54	0.55
31:DA:71:A:C2	49:DX:31:HIS:CE1	2.78	0.55
31:DA:84:A:N1	31:DA:98:G:O2'	2.34	0.55
31:DA:309:G:H4'	50:DY:18:GLY:HA3	1.88	0.55
31:DA:902:C:O2'	31:DA:903:C:H5'	2.06	0.55
31:DA:1316:U:H2'	31:DA:1317:A:C8	2.41	0.55
31:DA:1578:U:H2'	31:DA:1578:U:O2	2.05	0.55
31:DA:2840:C:H6	31:DA:2840:C:O5'	1.90	0.55
32:DB:116:G:C8	32:DB:116:G:H5'	2.42	0.55
33:DD:76:PRO:O	33:DD:98:VAL:HG23	2.07	0.55
33:DD:176:ARG:HG2	33:DD:176:ARG:NH1	2.22	0.55

Continued on next page...

Continued from previous page...

Atom-1	Atom-2	Interatomic distance (Å)	Clash overlap (Å)
35:DF:22:ALA:HB1	35:DF:26:ALA:HB1	1.89	0.55
35:DF:88:VAL:HG11	35:DF:91:GLY:HA3	1.89	0.55
39:DN:96:GLU:CD	39:DN:96:GLU:H	2.10	0.55
42:DQ:22:LYS:HA	42:DQ:22:LYS:CE	2.35	0.55
43:DR:29:LEU:HB3	43:DR:75:LEU:HD11	1.89	0.55
1:AA:1015:A:N6	1:AA:1016:A:C6	2.74	0.55
1:AA:1049:U:H4'	1:AA:1050:G:C5'	2.37	0.55
1:AA:1259:C:H42	1:AA:1276:G:H1	1.54	0.55
1:AA:1321:C:H5''	1:AA:1322:C:H2'	1.88	0.55
2:AB:44:LEU:HA	2:AB:47:THR:HB	1.89	0.55
2:AB:178:ARG:HH21	8:AH:68:ARG:HH22	1.54	0.55
3:AC:113:ALA:C	3:AC:115:LEU:H	2.08	0.55
8:AH:6:ILE:H	8:AH:6:ILE:HD12	1.71	0.55
15:AO:3:ILE:HD13	15:AO:3:ILE:N	2.21	0.55
15:AO:65:ARG:HB2	15:AO:65:ARG:HH11	1.72	0.55
22:B0:53:MET:CE	22:B0:57:PHE:HD1	2.20	0.55
24:B2:40:SER:O	24:B2:44:LEU:HB3	2.06	0.55
31:BA:910:A:N7	42:BQ:13:GLN:HB2	2.21	0.55
31:BA:1515:G:H2'	31:BA:1516:C:C6	2.41	0.55
31:BA:1528:A:O2'	31:BA:1528(A):A:C8	2.58	0.55
31:BA:1580:A:H8	31:BA:1580:A:OP2	1.89	0.55
31:BA:1582:C:O2'	31:BA:1586:A:C8	2.59	0.55
33:BD:76:PRO:HG2	33:BD:98:VAL:CG2	2.35	0.55
33:BD:133:LEU:HD23	33:BD:136:ILE:HD12	1.88	0.55
33:BD:223:GLY:HA3	33:BD:231:HIS:ND1	2.22	0.55
33:BD:224:ALA:O	33:BD:225:ALA:CB	2.54	0.55
35:BF:65:TRP:HZ3	35:BF:73:ALA:O	1.90	0.55
36:BG:110:ALA:HA	36:BG:140:ILE:O	2.07	0.55
38:BI:95:LYS:O	38:BI:99:GLU:HB2	2.07	0.55
39:BN:27:ALA:CB	39:BN:106:MET:CE	2.84	0.55
39:BN:43:THR:N	39:BN:48:MET:HE3	2.21	0.55
41:BP:85:LEU:HB3	41:BP:114:ILE:HD12	1.89	0.55
44:BS:36:TYR:CD1	44:BS:36:TYR:N	2.74	0.55
44:BS:98:VAL:HG13	44:BS:100:ALA:H	1.71	0.55
46:BU:59:ARG:O	46:BU:60:LEU:C	2.46	0.55
1:CA:80:G:H1	1:CA:89:C:H41	1.50	0.55
1:CA:163:C:H2'	1:CA:164:U:H6	1.71	0.55
1:CA:355:C:C2'	1:CA:356:A:H5'	2.37	0.55
1:CA:955:U:H1'	1:CA:1227:A:N6	2.22	0.55
1:CA:995:C:H1'	14:CN:8:GLU:OE2	2.07	0.55
2:CB:44:LEU:HA	2:CB:47:THR:HB	1.89	0.55

Continued on next page...

Continued from previous page...

Atom-1	Atom-2	Interatomic distance (Å)	Clash overlap (Å)
2:CB:158:LEU:H	2:CB:158:LEU:CD1	2.08	0.55
3:CC:35:GLU:O	3:CC:39:ILE:HG13	2.07	0.55
4:CD:112:VAL:HG12	4:CD:116:GLN:OE1	2.07	0.55
6:CF:72:VAL:HG13	6:CF:73:ASN:N	2.22	0.55
9:CI:53:VAL:HB	9:CI:92:TYR:CE2	2.42	0.55
18:CR:66:LEU:O	18:CR:70:ILE:HG13	2.07	0.55
31:DA:795:C:O2'	31:DA:796:C:H5'	2.06	0.55
31:DA:1112:G:H1'	31:DA:1113:U:OP1	2.07	0.55
31:DA:1518:U:H2'	31:DA:1519:G:O4'	2.06	0.55
31:DA:1786:A:H1'	31:DA:1938:A:N6	2.22	0.55
31:DA:2360:A:O2'	31:DA:2361:A:O5'	2.25	0.55
31:DA:2507:C:C2	31:DA:2508:G:C8	2.95	0.55
31:DA:2781:A:H5''	31:DA:2782:G:H5'	1.89	0.55
31:DA:2810:A:N6	31:DA:2891:G:O2'	2.40	0.55
33:DD:25:THR:O	33:DD:25:THR:CG2	2.54	0.55
36:DG:64:THR:HG23	36:DG:65:GLY:N	2.19	0.55
44:DS:96:GLY:O	44:DS:98:VAL:HB	2.07	0.55
46:DU:88:ILE:O	46:DU:88:ILE:HD13	2.07	0.55
49:DX:82:GLN:NE2	49:DX:83:VAL:HG22	2.22	0.55
51:DZ:156:LYS:O	51:DZ:158:PRO:HD3	2.07	0.55
1:AA:948:C:C5	13:AM:106:ASN:ND2	2.75	0.55
2:AB:208:ILE:HA	2:AB:211:ILE:HD12	1.88	0.55
3:AC:53:ALA:HB2	3:AC:115:LEU:HD21	1.89	0.55
4:AD:79:PHE:CD1	4:AD:207:TYR:HD1	2.25	0.55
5:AE:10:MET:HB2	5:AE:32:VAL:CG2	2.35	0.55
15:AO:64:ARG:HG3	15:AO:64:ARG:NH1	2.22	0.55
22:B0:24:LYS:O	22:B0:25:ARG:HD2	2.06	0.55
23:B1:10:LYS:HD3	23:B1:14:VAL:HA	1.89	0.55
24:B2:51:ARG:O	24:B2:52:ASP:HB3	2.07	0.55
26:B4:11:PRO:C	26:B4:13:ARG:H	2.09	0.55
31:BA:780:G:C2	31:BA:782:A:C2	2.95	0.55
31:BA:1518:U:H2'	31:BA:1519:G:O4'	2.07	0.55
31:BA:2186:G:H2'	31:BA:2187:G:H5''	1.88	0.55
31:BA:2191:G:C2'	31:BA:2192:G:O5'	2.56	0.55
31:BA:2228:G:C5	31:BA:2229:C:C4	2.95	0.55
31:BA:2250:G:C6	42:BQ:82:ARG:HD2	2.41	0.55
31:BA:2343:C:HO2'	31:BA:2373:G:HO2'	1.52	0.55
32:BB:43:C:H4'	36:BG:66:GLN:NE2	2.21	0.55
44:BS:91:PRO:O	44:BS:93:LYS:N	2.40	0.55
45:BT:23:ARG:HB2	45:BT:24:PRO:CD	2.23	0.55
46:BU:65:ILE:HG12	46:BU:96:ALA:HB3	1.90	0.55

Continued on next page...

Continued from previous page...

Atom-1	Atom-2	Interatomic distance (Å)	Clash overlap (Å)
1:CA:191:G:N3	20:CT:103:GLY:O	2.40	0.55
1:CA:376:G:H4'	16:CP:5:ARG:NH1	2.13	0.55
1:CA:616:G:C2	1:CA:617:G:C8	2.94	0.55
1:CA:617:G:N1	1:CA:618:C:C4	2.75	0.55
1:CA:665:A:H2'	1:CA:732:C:O2	2.07	0.55
1:CA:1236:A:O2'	1:CA:1304:G:H4'	2.07	0.55
3:CC:39:ILE:HG21	3:CC:57:ILE:HD11	1.88	0.55
3:CC:112:SER:O	3:CC:116:VAL:HG23	2.06	0.55
6:CF:62:TRP:O	6:CF:62:TRP:CE3	2.60	0.55
14:CN:24:CYS:HB3	14:CN:27:CYS:O	2.07	0.55
18:CR:59:SER:HB3	18:CR:62:GLU:CG	2.36	0.55
19:CS:6:LYS:HD3	19:CS:7:LYS:HE3	1.88	0.55
24:D2:25:VAL:HG13	24:D2:26:ARG:HD3	1.87	0.55
27:D5:42:PRO:HB2	27:D5:43:HIS:HD2	1.71	0.55
30:D8:22:VAL:HB	30:D8:53:PRO:CB	2.34	0.55
31:DA:143:G:C1'	49:DX:38:GLU:HG3	2.35	0.55
31:DA:620:G:H4'	31:DA:621:A:H5''	1.89	0.55
31:DA:997:G:O2'	31:DA:998:C:H5'	2.07	0.55
31:DA:1349:A:H2'	31:DA:1350:C:OP1	2.06	0.55
31:DA:1396:U:O2	31:DA:1396:U:C2'	2.55	0.55
31:DA:1946:U:H2'	31:DA:1947:C:C6	2.39	0.55
31:DA:2093:G:O5'	38:DI:24:GLY:HA3	2.07	0.55
39:DN:39:ARG:HE	39:DN:41:ASP:CG	2.10	0.55
47:DV:43:GLU:O	47:DV:44:LYS:O	2.25	0.55
49:DX:33:LYS:HA	49:DX:35:THR:HG22	1.89	0.55
1:AA:63:C:O2'	1:AA:380:G:H4'	2.07	0.54
1:AA:444:C:H2'	1:AA:445:G:C8	2.35	0.54
1:AA:1423:G:C5'	40:BO:49:ARG:HH21	2.21	0.54
6:AF:42:GLU:OE1	6:AF:59:TYR:HE2	1.90	0.54
6:AF:79:LEU:HB2	6:AF:88:VAL:HG21	1.89	0.54
9:AI:46:ALA:HB2	9:AI:74:ILE:HG23	1.89	0.54
23:B1:12:PRO:HD2	23:B1:62:VAL:CG2	2.35	0.54
23:B1:63:ALA:O	23:B1:64:ALA:C	2.45	0.54
30:B8:25:MET:HG3	41:BP:64:LYS:HB2	1.89	0.54
30:B8:39:LYS:O	30:B8:39:LYS:HG2	2.06	0.54
31:BA:667:U:H2'	31:BA:668:G:H5'	1.89	0.54
31:BA:1410:G:H2'	31:BA:1411:C:C6	2.39	0.54
31:BA:2655:G:N3	31:BA:2664:G:O6	2.40	0.54
34:BE:61:ARG:C	34:BE:63:LEU:H	2.09	0.54
39:BN:65:LYS:O	39:BN:69:GLN:CB	2.55	0.54
44:BS:26:LEU:HD13	44:BS:87:PHE:HD1	1.71	0.54

Continued on next page...

Continued from previous page...

Atom-1	Atom-2	Interatomic distance (Å)	Clash overlap (Å)
51:BZ:77:ASP:O	51:BZ:79:ARG:N	2.41	0.54
1:CA:628:G:O2'	1:CA:629:G:H5'	2.06	0.54
1:CA:658:G:C4	1:CA:659:U:C5	2.95	0.54
1:CA:836:G:C6	1:CA:851:G:C5	2.94	0.54
1:CA:1438:G:H2'	1:CA:1439:C:C6	2.43	0.54
9:CI:114:TYR:HE1	10:CJ:60:ARG:O	1.89	0.54
16:CP:53:VAL:O	16:CP:57:ARG:HG2	2.07	0.54
28:D6:15:GLU:HG2	28:D6:18:ARG:NE	2.19	0.54
31:DA:768:G:O2'	31:DA:1379:A:N6	2.40	0.54
31:DA:1362:C:C2'	31:DA:1363:C:H5'	2.37	0.54
31:DA:1694:C:O2'	31:DA:1695:G:C5	2.60	0.54
34:DE:143:ASN:HB2	34:DE:147:PRO:HD2	1.89	0.54
47:DV:15:GLU:O	47:DV:98:GLU:OE2	2.24	0.54
1:AA:501:C:O2'	1:AA:502:G:H5'	2.07	0.54
1:AA:651:C:O2'	1:AA:652:U:H5'	2.06	0.54
1:AA:722:A:H2'	1:AA:724:G:C8	2.41	0.54
1:AA:1026:G:N3	1:AA:1026:G:H2'	2.21	0.54
1:AA:1105:A:H2'	1:AA:1106:G:H8	1.73	0.54
1:AA:1399:C:H4'	1:AA:1400:C:H5''	1.90	0.54
3:AC:150:LYS:HE3	3:AC:167:TRP:HE1	1.72	0.54
6:AF:8:ILE:HG22	6:AF:10:LEU:CD1	2.37	0.54
7:AG:115:ARG:HB2	7:AG:118:VAL:HG22	1.88	0.54
18:AR:63:GLN:HA	18:AR:63:GLN:OE1	2.08	0.54
31:BA:102:G:C8	31:BA:102:G:C5'	2.79	0.54
31:BA:173:G:C6	31:BA:174:C:C4	2.95	0.54
31:BA:280:C:H2'	31:BA:281:G:O5'	2.07	0.54
31:BA:643:A:C2	31:BA:644:A:C4	2.95	0.54
31:BA:910:A:C8	42:BQ:13:GLN:HB2	2.42	0.54
31:BA:2320:A:H2'	31:BA:2320:A:N3	2.21	0.54
31:BA:2443:C:O2'	31:BA:2444:G:H5'	2.07	0.54
31:BA:2496:C:OP1	42:BQ:81:VAL:HG12	2.08	0.54
32:BB:102:A:H8	32:BB:102:A:OP2	1.90	0.54
33:BD:24:ILE:HD11	33:BD:84:TYR:N	2.21	0.54
48:BW:18:ARG:HH11	48:BW:18:ARG:CG	2.14	0.54
1:CA:299:G:C6	1:CA:300:A:N1	2.75	0.54
1:CA:892:A:C6	1:CA:893:C:C4	2.95	0.54
1:CA:1242:C:P	21:CU:10:ARG:HH22	2.30	0.54
9:CI:46:ALA:HB2	9:CI:74:ILE:HG23	1.89	0.54
23:D1:10:LYS:HD3	23:D1:14:VAL:HA	1.89	0.54
24:D2:41:ILE:O	24:D2:43:GLN:N	2.40	0.54
26:D4:5:ILE:C	36:DG:67:LYS:HG2	2.27	0.54

Continued on next page...

Continued from previous page...

Atom-1	Atom-2	Interatomic distance (Å)	Clash overlap (Å)
29:D7:48:LYS:HD3	29:D7:48:LYS:N	2.23	0.54
31:DA:241:A:O4'	31:DA:243:U:C6	2.60	0.54
31:DA:610:G:H2'	31:DA:611:C:C6	2.42	0.54
31:DA:806:C:P	41:DP:39:LYS:HG3	2.47	0.54
31:DA:1116:C:C2'	31:DA:1117:G:H5'	2.37	0.54
31:DA:2320:A:N3	31:DA:2320:A:H2'	2.22	0.54
31:DA:2475:C:N4	31:DA:2529:G:H22	2.01	0.54
31:DA:2484:G:C2	31:DA:2485:G:C8	2.95	0.54
33:DD:27:THR:HG22	33:DD:28:GLU:H	1.72	0.54
39:DN:77:GLY:O	39:DN:78:TYR:HB3	2.05	0.54
40:DO:35:VAL:HG13	40:DO:65:THR:CG2	2.37	0.54
45:DT:30:VAL:HG22	45:DT:84:GLN:O	2.08	0.54
46:DU:8:VAL:HG13	46:DU:12:ARG:HG3	1.90	0.54
46:DU:51:LYS:O	46:DU:52:ARG:C	2.46	0.54
49:DX:65:ARG:NH1	49:DX:66:LEU:N	2.54	0.54
50:DY:44:ILE:HD12	50:DY:44:ILE:N	2.21	0.54
51:DZ:8:TYR:O	51:DZ:37:VAL:HG12	2.08	0.54
1:AA:881:G:OP2	12:AL:12:ARG:NH2	2.38	0.54
5:AE:100:VAL:HG13	5:AE:118:ILE:CG2	2.37	0.54
8:AH:87:SER:HA	8:AH:93:VAL:HG23	1.89	0.54
13:AM:68:GLY:O	13:AM:69:GLU:CB	2.54	0.54
31:BA:330:A:H2	31:BA:1210:A:H2'	1.73	0.54
31:BA:477:A:O2'	31:BA:478:A:H5'	2.06	0.54
31:BA:614(A):U:H4'	31:BA:614(B):G:H5''	1.90	0.54
31:BA:754:C:O4'	31:BA:1618:A:H2	1.90	0.54
31:BA:1210:A:C5'	31:BA:1211:U:H3'	2.37	0.54
31:BA:1210:A:C4'	31:BA:1211:U:OP2	2.55	0.54
31:BA:2061:G:N2	31:BA:2063:C:C2	2.75	0.54
31:BA:2801(A):A:C4'	31:BA:2802:G:H5'	2.37	0.54
35:BF:3:GLU:O	35:BF:24:LEU:HG	2.07	0.54
36:BG:6:ALA:HB3	36:BG:104:GLU:OE1	2.07	0.54
1:CA:84:U:H5	1:CA:88:A:C8	2.24	0.54
3:CC:95:THR:HG22	3:CC:97:LYS:H	1.71	0.54
8:CH:10:LEU:N	8:CH:10:LEU:CD2	2.70	0.54
10:CJ:32:ALA:HB1	10:CJ:75:ILE:HD11	1.90	0.54
18:CR:74:ARG:HB3	18:CR:81:PHE:CE1	2.42	0.54
23:D1:19:GLN:HE21	31:DA:379:G:N2	1.94	0.54
24:D2:30:ARG:CZ	24:D2:30:ARG:HB3	2.36	0.54
31:DA:197:A:C8	31:DA:197:A:C4'	2.90	0.54
31:DA:661:C:H4'	41:DP:18:ARG:HG2	1.90	0.54
31:DA:814:C:C5'	47:DV:86:GLY:HA3	2.34	0.54

Continued on next page...

Continued from previous page...

Atom-1	Atom-2	Interatomic distance (Å)	Clash overlap (Å)
31:DA:1028:A:N3	31:DA:2486:G:O2'	2.31	0.54
31:DA:1528:A:O2'	31:DA:1528(A):A:O5'	2.24	0.54
31:DA:1885:A:H2'	31:DA:1886:C:O4'	2.08	0.54
31:DA:2016:U:H2'	31:DA:2017:U:H6	1.70	0.54
31:DA:2610:C:H4'	31:DA:2611:U:OP2	2.05	0.54
33:DD:39:LYS:HB2	33:DD:62:TYR:CB	2.31	0.54
37:DH:148:ILE:O	37:DH:151:ILE:HG12	2.07	0.54
49:DX:34:ALA:O	49:DX:36:LYS:HE3	2.07	0.54
51:DZ:29:TYR:HE2	51:DZ:87:ASP:CB	2.21	0.54
51:DZ:141:VAL:HG23	51:DZ:144:LEU:HD23	1.88	0.54
1:AA:272:C:H2'	1:AA:273:A:H8	1.72	0.54
1:AA:1362:C:O2'	1:AA:1363:C:H5''	2.06	0.54
1:AA:1410:G:C4	1:AA:1491:G:N2	2.76	0.54
2:AB:121:LEU:O	2:AB:121:LEU:HD23	2.07	0.54
3:AC:157:ILE:CD1	3:AC:166:GLU:HB2	2.38	0.54
27:B5:52:TYR:O	27:B5:52:TYR:CD1	2.61	0.54
27:B5:57:VAL:C	27:B5:58:LEU:HG	2.27	0.54
30:B8:2:PRO:N	31:BA:591:C:O2	2.40	0.54
31:BA:157:U:H4'	31:BA:171:G:N2	2.23	0.54
31:BA:542:C:N4	31:BA:543:C:N4	2.55	0.54
31:BA:1593:G:H2'	31:BA:1594:G:C8	2.42	0.54
31:BA:1796:U:H2'	31:BA:1797:C:C6	2.42	0.54
31:BA:2292:C:C2'	31:BA:2293:C:H5'	2.37	0.54
31:BA:2402:C:C3'	31:BA:2403:C:H5'	2.37	0.54
31:BA:2416:C:O5'	31:BA:2416:C:H6	1.90	0.54
31:BA:2661:G:O2'	31:BA:2662:A:O5'	2.20	0.54
32:BB:46:A:C5	32:BB:47:C:C5	2.95	0.54
33:BD:45:ASN:CG	33:BD:46:GLN:N	2.60	0.54
34:BE:75:VAL:C	34:BE:77:ILE:N	2.61	0.54
38:BI:51:ILE:HG22	38:BI:51:ILE:O	2.06	0.54
38:BI:108:THR:O	38:BI:109:ILE:HG13	2.08	0.54
39:BN:68:GLU:HA	39:BN:86:PRO:CB	2.37	0.54
41:BP:35:HIS:O	41:BP:36:LYS:CB	2.55	0.54
41:BP:108:LYS:O	41:BP:110:TYR:N	2.41	0.54
49:BX:58:HIS:O	49:BX:59:VAL:HG13	2.07	0.54
1:CA:651:C:O2'	1:CA:652:U:H5'	2.07	0.54
1:CA:722:A:H2'	1:CA:724:G:C8	2.42	0.54
1:CA:836:G:C6	1:CA:851:G:C6	2.95	0.54
1:CA:1072:G:C6	1:CA:1073:U:C4	2.95	0.54
8:CH:48:TYR:HA	8:CH:60:ARG:O	2.07	0.54
12:CL:60:LEU:HD21	12:CL:66:VAL:CG2	2.36	0.54

Continued on next page...

Continued from previous page...

Atom-1	Atom-2	Interatomic distance (Å)	Clash overlap (Å)
16:CP:34:GLU:OE2	16:CP:55:ARG:HD3	2.07	0.54
18:CR:73:ALA:HB1	18:CR:79:LEU:HD12	1.89	0.54
23:D1:19:GLN:CG	23:D1:44:PRO:HG3	2.33	0.54
23:D1:87:PRO:CD	23:D1:88:LYS:N	2.53	0.54
24:D2:41:ILE:HG21	31:DA:95:G:H21	1.71	0.54
30:D8:61:LEU:C	30:D8:63:PRO:HD2	2.28	0.54
31:DA:52:A:C2'	31:DA:53:A:H5'	2.36	0.54
31:DA:128:C:C6	31:DA:128:C:C3'	2.91	0.54
31:DA:221:A:H4'	31:DA:222:A:O5'	2.07	0.54
31:DA:790:C:O2'	31:DA:791:C:H5'	2.08	0.54
31:DA:814:C:O2'	31:DA:815:C:H5'	2.07	0.54
31:DA:866:A:C6	31:DA:914:C:C6	2.96	0.54
31:DA:1300:U:H3'	31:DA:1301:A:H5''	1.88	0.54
31:DA:1497:U:H3	31:DA:1578:U:P	2.30	0.54
31:DA:1545:A:H2'	31:DA:1546:C:C5'	2.37	0.54
31:DA:2193:G:H2'	31:DA:2194:G:O4'	2.08	0.54
31:DA:2302:G:C6	31:DA:2315:G:C6	2.96	0.54
31:DA:2850:A:OP2	31:DA:2866:U:H5	1.88	0.54
39:DN:65:LYS:O	39:DN:69:GLN:CB	2.53	0.54
40:DO:112:MET:HA	40:DO:112:MET:CE	2.38	0.54
41:DP:29:LYS:HD2	41:DP:29:LYS:N	2.05	0.54
48:DW:16:LYS:O	48:DW:19:LEU:HB2	2.08	0.54
1:AA:1240:U:P	7:AG:116:ALA:HB2	2.48	0.54
1:AA:1242:C:P	21:AU:10:ARG:HH22	2.29	0.54
3:AC:112:SER:O	3:AC:116:VAL:HG23	2.07	0.54
11:AK:23:ALA:HB3	11:AK:86:GLY:O	2.08	0.54
11:AK:27:ASN:OD1	11:AK:28:THR:N	2.41	0.54
13:AM:54:VAL:HG22	13:AM:57:ARG:HH21	1.72	0.54
15:AO:4:THR:OG1	15:AO:7:GLU:HB2	2.07	0.54
31:BA:157:U:H5'	31:BA:171:G:H22	1.72	0.54
31:BA:493:G:C2'	31:BA:494:G:H5''	2.35	0.54
31:BA:1040:C:O2'	31:BA:1041:C:OP2	2.20	0.54
31:BA:1803:A:C8	31:BA:1804:C:C5	2.95	0.54
31:BA:1899:G:N2	31:BA:1902:C:N4	2.37	0.54
31:BA:2314:C:O2	31:BA:2315:G:C8	2.61	0.54
33:BD:35:LYS:HB3	33:BD:63:ARG:HA	1.88	0.54
39:BN:23:LEU:CD1	39:BN:98:VAL:HG12	2.37	0.54
39:BN:23:LEU:HD13	39:BN:98:VAL:HG12	1.89	0.54
39:BN:65:LYS:O	39:BN:69:GLN:HG3	2.07	0.54
40:BO:2:ILE:N	40:BO:2:ILE:HD13	2.22	0.54
1:CA:79:G:C4'	1:CA:80:G:OP1	2.55	0.54

Continued on next page...

Continued from previous page...

Atom-1	Atom-2	Interatomic distance (Å)	Clash overlap (Å)
1:CA:228:A:H2'	1:CA:229:U:O4'	2.08	0.54
1:CA:579:G:C5	1:CA:580:U:C5	2.95	0.54
1:CA:826:C:H4'	8:CH:12:ARG:HD3	1.89	0.54
1:CA:1126:U:H2'	1:CA:1127:G:O4'	2.08	0.54
1:CA:1168:A:C6	1:CA:1169:A:C6	2.95	0.54
3:CC:113:ALA:C	3:CC:115:LEU:H	2.11	0.54
6:CF:5:GLU:HG3	6:CF:93:SER:OG	2.07	0.54
7:CG:151:TYR:OH	11:CK:54:ARG:HD3	2.08	0.54
15:CO:4:THR:OG1	15:CO:7:GLU:HB2	2.07	0.54
22:D0:53:MET:HB2	22:D0:59:LEU:HD23	1.89	0.54
31:DA:157:U:H5'	31:DA:171:G:H22	1.73	0.54
31:DA:606:U:H4'	31:DA:658:C:H4'	1.89	0.54
31:DA:631:A:OP1	41:DP:64:LYS:CE	2.53	0.54
31:DA:1050:A:C2	31:DA:2751:G:C4	2.95	0.54
31:DA:2593:U:H2'	31:DA:2594:C:C6	2.43	0.54
31:DA:2859:G:H4'	31:DA:2860:A:OP1	2.08	0.54
32:DB:40:U:H1'	32:DB:45:A:H61	1.72	0.54
33:DD:8:PRO:HB3	33:DD:14:ARG:CB	2.37	0.54
33:DD:83:GLU:HB2	33:DD:92:ILE:HD11	1.89	0.54
34:DE:181:LEU:HD21	45:DT:7:ILE:HG23	1.89	0.54
35:DF:10:PRO:HG2	35:DF:13:SER:OG	2.08	0.54
38:DI:95:LYS:O	38:DI:99:GLU:HB2	2.08	0.54
40:DO:107:ARG:NH1	40:DO:112:MET:HE1	2.22	0.54
42:DQ:75:THR:HA	42:DQ:89:ASN:H	1.72	0.54
48:DW:92:ARG:HH11	48:DW:92:ARG:HG2	1.72	0.54
49:DX:59:VAL:HG22	49:DX:74:PRO:O	2.08	0.54
50:DY:15:VAL:O	50:DY:16:ALA:HB2	2.08	0.54
1:AA:577:G:C8	1:AA:816:A:C6	2.96	0.54
1:AA:706:A:C8	1:AA:707:C:H5	2.26	0.54
1:AA:738:C:H2'	1:AA:739:C:H6	1.72	0.54
2:AB:80:ILE:HD13	2:AB:208:ILE:HG23	1.89	0.54
3:AC:69:HIS:CD2	3:AC:69:HIS:N	2.75	0.54
4:AD:104:VAL:O	4:AD:108:LEU:HD13	2.08	0.54
6:AF:3:ARG:HH11	6:AF:3:ARG:HG3	1.72	0.54
7:AG:27:ILE:HD11	7:AG:43:PHE:CD2	2.42	0.54
10:AJ:82:ILE:O	10:AJ:82:ILE:HG22	2.08	0.54
31:BA:435:C:C5	31:BA:436:C:C5	2.95	0.54
31:BA:443:A:H1'	31:BA:1201:C:O4'	2.07	0.54
31:BA:743:G:C2'	31:BA:744:G:H5'	2.38	0.54
31:BA:1582:C:O2'	31:BA:1586:A:H8	1.91	0.54
31:BA:1635:G:H5'	31:BA:1635:G:C8	2.42	0.54

Continued on next page...

Continued from previous page...

Atom-1	Atom-2	Interatomic distance (Å)	Clash overlap (Å)
31:BA:1822:G:C5'	31:BA:1822:G:C8	2.88	0.54
34:BE:114:ALA:HB3	34:BE:160:TYR:HB3	1.89	0.54
35:BF:170:LEU:HD23	35:BF:172:TRP:NE1	2.22	0.54
36:BG:111:LEU:O	36:BG:114:ILE:HG12	2.08	0.54
37:BH:41:MET:CE	37:BH:55:PRO:HD3	2.37	0.54
37:BH:144:VAL:HA	37:BH:147:ASN:OD1	2.08	0.54
39:BN:19:GLU:HG3	39:BN:20:GLY:N	2.22	0.54
41:BP:97:PRO:O	41:BP:98:GLU:CB	2.54	0.54
44:BS:88:ASP:CG	44:BS:89:ARG:N	2.61	0.54
47:BV:25:LEU:C	47:BV:27:ALA:H	2.10	0.54
51:BZ:153:SER:O	51:BZ:154:ASP:OD2	2.25	0.54
1:CA:11:G:C5	1:CA:12:U:C5	2.95	0.54
1:CA:191:G:H1'	20:CT:105:SER:HA	1.90	0.54
1:CA:266:G:H5''	1:CA:268:C:N4	2.19	0.54
1:CA:356:A:C2'	1:CA:357:G:O5'	2.55	0.54
1:CA:760:G:H2'	1:CA:761:G:H5'	1.89	0.54
1:CA:1026:G:H2'	1:CA:1026:G:N3	2.23	0.54
1:CA:1071:C:O2'	1:CA:1072:G:H5'	2.08	0.54
2:CB:114:ARG:O	2:CB:114:ARG:HD3	2.08	0.54
3:CC:182:ILE:HG12	3:CC:203:PHE:HA	1.90	0.54
13:CM:54:VAL:HG22	13:CM:57:ARG:HH21	1.73	0.54
20:CT:13:LEU:HD12	20:CT:13:LEU:H	1.73	0.54
20:CT:26:ASN:HB2	20:CT:71:THR:HG23	1.89	0.54
20:CT:89:ARG:HH21	20:CT:104:LEU:HD21	1.68	0.54
22:D0:77:ARG:NH2	31:DA:857:C:H5'	2.22	0.54
31:DA:443:A:H1'	31:DA:1201:C:O4'	2.08	0.54
31:DA:828:U:O2'	31:DA:829:A:H5'	2.08	0.54
31:DA:933:A:H2'	31:DA:934:G:H5'	1.90	0.54
31:DA:993:G:N3	47:DV:91:TYR:HE1	2.05	0.54
31:DA:1404:C:H2'	31:DA:1404:C:O2	2.06	0.54
31:DA:1412:A:H2'	31:DA:1413:G:C8	2.43	0.54
31:DA:2312:U:OP1	36:DG:74:LYS:HG3	2.07	0.54
31:DA:2517:C:C6	31:DA:2542:A:N1	2.76	0.54
31:DA:2536:G:C6	31:DA:2537:U:C4	2.95	0.54
34:DE:116:VAL:HG13	34:DE:122:PHE:CD2	2.42	0.54
41:DP:57:THR:HB	41:DP:59:LEU:H	1.71	0.54
41:DP:98:GLU:HG3	41:DP:99:LEU:N	2.22	0.54
50:DY:89:PHE:O	50:DY:90:LEU:HB3	2.08	0.54
51:DZ:8:TYR:N	51:DZ:8:TYR:CD1	2.75	0.54
1:AA:113:G:H2'	1:AA:114:U:C6	2.42	0.54
1:AA:521:G:H4'	12:AL:73:GLU:HG2	1.90	0.54

Continued on next page...

Continued from previous page...

Atom-1	Atom-2	Interatomic distance (Å)	Clash overlap (Å)
1:AA:650:G:O2'	1:AA:651:C:H5'	2.07	0.54
1:AA:826:C:H4'	8:AH:12:ARG:HD3	1.90	0.54
1:AA:946:A:C2	1:AA:1236:A:C2	2.96	0.54
1:AA:1442:G:O2'	1:AA:1442(A):G:C5'	2.52	0.54
3:AC:156:ARG:NH2	3:AC:161:GLU:HA	2.22	0.54
15:AO:18:PHE:CE1	15:AO:21:ASP:HB2	2.43	0.54
24:B2:32:LEU:HD12	24:B2:32:LEU:O	2.08	0.54
31:BA:782:A:H5'	31:BA:783:A:C2	2.43	0.54
31:BA:947:G:N2	31:BA:971:C:C2	2.76	0.54
31:BA:1146:C:H2'	31:BA:1147:C:C5'	2.35	0.54
31:BA:1278:A:O2'	43:BR:34:ILE:HD11	2.07	0.54
31:BA:1489:U:H2'	31:BA:1490:A:OP2	2.08	0.54
31:BA:1545:A:H2'	31:BA:1546:C:H5'	1.88	0.54
31:BA:2190:G:H2'	31:BA:2191:G:H5'	1.90	0.54
31:BA:2299:G:N1	31:BA:2318:G:C8	2.76	0.54
31:BA:2317:C:H2'	31:BA:2317:C:O2	2.06	0.54
31:BA:2870:C:H5''	43:BR:65:LEU:HD21	1.90	0.54
33:BD:89:SER:HB2	33:BD:159:ALA:CB	2.38	0.54
33:BD:97:TYR:HB2	33:BD:101:GLU:O	2.07	0.54
35:BF:89:VAL:CG1	35:BF:90:PHE:N	2.63	0.54
35:BF:178:PRO:HG2	35:BF:179:GLU:OE1	2.07	0.54
41:BP:91:PHE:HE2	41:BP:95:VAL:CG1	2.21	0.54
42:BQ:134:ARG:HH21	51:BZ:122:ARG:CZ	2.20	0.54
1:CA:343:U:O2'	1:CA:346:G:O6	2.26	0.54
1:CA:1132:C:H2'	1:CA:1133:G:O4'	2.08	0.54
1:CA:1315:U:H2'	1:CA:1316:G:O4'	2.08	0.54
2:CB:20:GLU:O	2:CB:40:HIS:HB2	2.07	0.54
3:CC:73:PRO:HA	3:CC:76:VAL:HG13	1.89	0.54
4:CD:80:GLU:O	4:CD:84:LYS:HG2	2.08	0.54
8:CH:36:LEU:HD23	8:CH:39:LEU:HD23	1.89	0.54
8:CH:112:LEU:HB2	8:CH:133:LEU:HA	1.89	0.54
26:D4:25:TYR:C	26:D4:27:THR:H	2.11	0.54
30:D8:62:LEU:O	30:D8:64:TYR:N	2.40	0.54
31:DA:17:G:H4'	46:DU:25:TRP:CH2	2.42	0.54
31:DA:236:C:H2'	31:DA:237:C:C6	2.43	0.54
31:DA:1169:G:H3'	31:DA:1169:G:C8	2.43	0.54
31:DA:2186:G:H2'	31:DA:2187:G:H5''	1.89	0.54
31:DA:2894:G:H2'	31:DA:2894:G:N3	2.21	0.54
33:DD:145:VAL:HG11	33:DD:175:LEU:HD11	1.90	0.54
39:DN:90:MET:O	39:DN:93:THR:O	2.26	0.54
46:DU:76:TYR:C	46:DU:76:TYR:CD2	2.81	0.54

Continued on next page...

Continued from previous page...

Atom-1	Atom-2	Interatomic distance (Å)	Clash overlap (Å)
1:AA:60:A:H4'	1:AA:61:G:O5'	2.07	0.54
1:AA:344:A:O2'	1:AA:346:G:N7	2.24	0.54
1:AA:411:A:C6	1:AA:429:U:C4	2.95	0.54
1:AA:661:G:C2	1:AA:662:G:C8	2.96	0.54
1:AA:892:A:C5	1:AA:893:C:C4	2.96	0.54
12:AL:21:LYS:HD2	12:AL:21:LYS:H	1.71	0.54
15:AO:78:TYR:OH	15:AO:88:ARG:HD2	2.08	0.54
17:AQ:65:ILE:HD12	17:AQ:65:ILE:N	2.23	0.54
24:B2:49:LYS:O	24:B2:50:ILE:C	2.46	0.54
30:B8:62:LEU:CD1	31:BA:242:G:H5''	2.28	0.54
31:BA:1268:A:C2	31:BA:2013:A:C4	2.96	0.54
31:BA:1349:A:H2'	31:BA:1350:C:OP1	2.08	0.54
31:BA:1386:C:H2'	31:BA:1387:C:H6	1.73	0.54
31:BA:1684:C:O2'	31:BA:1685:C:H5'	2.08	0.54
31:BA:2376:A:OP1	31:BA:2376:A:H8	1.91	0.54
31:BA:2593:U:H2'	31:BA:2594:C:C6	2.43	0.54
39:BN:32:THR:O	39:BN:35:ARG:O	2.24	0.54
42:BQ:18:LYS:O	42:BQ:19:GLY:C	2.46	0.54
44:BS:27:SER:HB3	44:BS:89:ARG:NH1	2.22	0.54
44:BS:56:LEU:C	44:BS:56:LEU:HD23	2.27	0.54
1:CA:357:G:O2'	1:CA:358:U:H5'	2.07	0.54
1:CA:738:C:H2'	1:CA:739:C:H6	1.72	0.54
1:CA:932:C:H4'	7:CG:4:ARG:NH2	2.23	0.54
1:CA:1392:G:N2	1:CA:1502:A:H8	2.06	0.54
1:CA:1470:G:C2'	1:CA:1471:G:H5'	2.38	0.54
6:CF:55:ASP:HB2	6:CF:86:ARG:HH12	1.73	0.54
12:CL:102:ARG:HG3	12:CL:102:ARG:NH1	2.23	0.54
24:D2:14:ARG:O	24:D2:18:PRO:CD	2.50	0.54
25:D3:8:LEU:HD13	25:D3:31:LEU:HA	1.90	0.54
27:D5:52:TYR:O	27:D5:52:TYR:CD1	2.61	0.54
30:D8:39:LYS:O	30:D8:39:LYS:HE2	2.08	0.54
31:DA:536:A:H2'	31:DA:537:C:C6	2.43	0.54
31:DA:670:A:H4'	31:DA:671:C:OP1	2.07	0.54
31:DA:986:C:C2'	31:DA:987:G:H5'	2.37	0.54
31:DA:1170:G:H1	31:DA:1179:C:N4	2.00	0.54
31:DA:1319:G:C6	31:DA:1320:C:N4	2.76	0.54
31:DA:1669:A:H5''	31:DA:2550:G:OP1	2.08	0.54
31:DA:1801:G:OP2	33:DD:154:LYS:HE3	2.08	0.54
31:DA:1902:C:H2'	31:DA:1903:G:O5'	2.08	0.54
31:DA:2472:G:C2	31:DA:2477:C:OP1	2.61	0.54
31:DA:2758:A:C2'	31:DA:2759:G:H5''	2.38	0.54

Continued on next page...

Continued from previous page...

Atom-1	Atom-2	Interatomic distance (Å)	Clash overlap (Å)
35:DF:46:ARG:CG	35:DF:46:ARG:NH1	2.67	0.54
41:DP:16:ARG:HD3	41:DP:18:ARG:HB2	1.89	0.54
43:DR:116:LEU:O	43:DR:117:VAL:CB	2.53	0.54
44:DS:26:LEU:O	44:DS:88:ASP:HB3	2.06	0.54
50:DY:10:GLY:O	50:DY:27:VAL:HG22	2.08	0.54
51:DZ:19:ARG:HG2	51:DZ:19:ARG:NH1	2.23	0.54
1:AA:472:A:C4'	16:AP:82:GLN:HE22	2.20	0.54
1:AA:564:C:C2'	1:AA:565:U:H5'	2.38	0.54
1:AA:683:G:C2	1:AA:708:C:N3	2.76	0.54
1:AA:801:U:H2'	1:AA:802:A:H8	1.73	0.54
1:AA:1084:G:OP1	1:AA:1086:U:C4	2.61	0.54
1:AA:1169:A:C2'	1:AA:1170:A:H8	2.18	0.54
9:AI:114:TYR:HE1	10:AJ:60:ARG:O	1.91	0.54
12:AL:27:LEU:O	12:AL:29:GLY:N	2.41	0.54
12:AL:119:LYS:HB2	12:AL:120:TYR:CD1	2.43	0.54
13:AM:10:PRO:CB	13:AM:18:ALA:HB1	2.36	0.54
20:AT:26:ASN:HB2	20:AT:71:THR:HG23	1.89	0.54
22:B0:53:MET:HB2	22:B0:59:LEU:CD2	2.36	0.54
23:B1:41:ARG:NH1	23:B1:41:ARG:CG	2.50	0.54
31:BA:272(J):C:C2'	31:BA:274:G:OP1	2.56	0.54
31:BA:954:G:C5	31:BA:955:C:C5	2.95	0.54
31:BA:1225:G:OP1	47:BV:88:ARG:CB	2.55	0.54
31:BA:1449:A:HO2'	31:BA:1530:C:H5	1.54	0.54
31:BA:1478:G:HO2'	31:BA:1558:A:H2	1.54	0.54
31:BA:2033:A:H4'	31:BA:2034:U:OP1	2.07	0.54
32:BB:15:A:C2'	32:BB:16:G:OP1	2.56	0.54
32:BB:75:G:H8	32:BB:75:G:C5'	2.21	0.54
33:BD:35:LYS:CE	33:BD:104:TYR:CD1	2.89	0.54
33:BD:48:ARG:NH1	33:BD:48:ARG:HG3	2.22	0.54
35:BF:10:PRO:HG2	35:BF:13:SER:OG	2.08	0.54
37:BH:141:VAL:HG12	37:BH:142:GLY:N	2.23	0.54
38:BI:5:LEU:O	38:BI:6:LEU:HD23	2.08	0.54
40:BO:35:VAL:HG13	40:BO:65:THR:HG22	1.89	0.54
41:BP:57:THR:HB	41:BP:59:LEU:H	1.71	0.54
41:BP:140:ALA:O	41:BP:141:ALA:CB	2.56	0.54
45:BT:29:ARG:HG2	45:BT:86:ILE:N	2.17	0.54
46:BU:92:ARG:CB	47:BV:11:GLN:NE2	2.65	0.54
47:BV:80:GLN:OE1	47:BV:80:GLN:C	2.46	0.54
48:BW:97:LYS:HE2	48:BW:99:ARG:NH2	2.23	0.54
49:BX:72:LYS:C	49:BX:74:PRO:HD3	2.28	0.54
1:CA:84:U:C5	1:CA:88:A:C8	2.96	0.54

Continued on next page...

Continued from previous page...

Atom-1	Atom-2	Interatomic distance (Å)	Clash overlap (Å)
1:CA:804:U:H5''	1:CA:805:C:OP2	2.07	0.54
1:CA:1015:A:N6	1:CA:1016:A:C6	2.76	0.54
1:CA:1216:G:H5''	14:CN:5:ALA:HB2	1.89	0.54
1:CA:1334:G:OP2	1:CA:1334:G:H8	1.91	0.54
2:CB:189:ASP:OD1	2:CB:189:ASP:N	2.41	0.54
3:CC:6:HIS:NE2	3:CC:184:TYR:CE2	2.76	0.54
27:D5:4:HIS:HD2	31:DA:2056:G:H1	1.55	0.54
27:D5:57:VAL:C	27:D5:58:LEU:HG	2.28	0.54
28:D6:40:CYS:SG	28:D6:45:LYS:CD	2.96	0.54
31:DA:1006:C:C2	31:DA:1138:G:N2	2.75	0.54
31:DA:1198:U:H2'	31:DA:1199:U:H6	1.73	0.54
31:DA:1213:A:O2'	31:DA:1214:A:H5'	2.08	0.54
31:DA:1278:A:O2'	43:DR:34:ILE:HD11	2.07	0.54
31:DA:1290:C:H2'	31:DA:1291:C:H6	1.72	0.54
31:DA:1767:C:O2'	31:DA:1768:U:H5'	2.08	0.54
31:DA:2061:G:C2	31:DA:2063:C:C4	2.96	0.54
31:DA:2287:A:C4	31:DA:2289:G:C8	2.95	0.54
31:DA:2808:U:C2'	31:DA:2809:A:H5'	2.38	0.54
32:DB:13:A:H2'	32:DB:70:C:O2'	2.06	0.54
33:DD:102:LYS:C	33:DD:103:ARG:HG2	2.29	0.54
33:DD:224:ALA:O	33:DD:225:ALA:CB	2.55	0.54
40:DO:31:LYS:HB3	40:DO:32:TYR:CE1	2.42	0.54
44:DS:24:LEU:O	44:DS:85:VAL:HG12	2.08	0.54
48:DW:97:LYS:HE2	48:DW:99:ARG:NH2	2.23	0.54
1:AA:96:U:O2'	1:AA:97:G:P	2.66	0.54
1:AA:1227:A:OP2	13:AM:111:LYS:HE2	2.08	0.54
1:AA:1334:G:H8	1:AA:1334:G:OP2	1.92	0.54
10:AJ:96:ILE:N	10:AJ:96:ILE:HD13	2.23	0.54
11:AK:21:ILE:HG13	11:AK:30:VAL:HG12	1.88	0.54
18:AR:52:PRO:O	18:AR:56:THR:HG23	2.08	0.54
22:B0:77:ARG:HH22	31:BA:857:C:H5'	1.73	0.54
31:BA:554:U:O2'	31:BA:555:U:H5'	2.08	0.54
31:BA:1494:A:N3	31:BA:1494:A:C2'	2.71	0.54
31:BA:2202:C:O2	33:BD:151:LYS:NZ	2.34	0.54
31:BA:2358:G:H1	41:BP:55:ARG:HH22	1.56	0.54
44:BS:96:GLY:O	44:BS:98:VAL:HB	2.07	0.54
46:BU:65:ILE:HG12	46:BU:96:ALA:HB1	1.90	0.54
49:BX:26:TYR:OH	49:BX:89:ILE:HG21	2.07	0.54
50:BY:28:LYS:HB2	50:BY:37:VAL:CB	2.30	0.54
1:CA:189(K):U:H2'	1:CA:189(L):G:H8	1.71	0.54
1:CA:719:C:C5	1:CA:720:C:C4	2.95	0.54

Continued on next page...

Continued from previous page...

Atom-1	Atom-2	Interatomic distance (Å)	Clash overlap (Å)
1:CA:754:C:H3'	1:CA:754:C:O2	2.08	0.54
7:CG:79:ARG:HE	7:CG:84:ASN:HD21	1.56	0.54
10:CJ:96:ILE:N	10:CJ:96:ILE:HD13	2.23	0.54
15:CO:78:TYR:OH	15:CO:88:ARG:HD2	2.07	0.54
23:D1:12:PRO:HD2	23:D1:62:VAL:CG2	2.36	0.54
23:D1:17:SER:O	23:D1:44:PRO:CD	2.45	0.54
28:D6:32:ASN:O	28:D6:33:LYS:HB2	2.08	0.54
29:D7:39:ARG:NH2	31:DA:468:G:N7	2.50	0.54
30:D8:46:ARG:HH22	41:DP:65:ARG:HH22	1.56	0.54
31:DA:263:C:H2'	31:DA:264:C:O4'	2.07	0.54
31:DA:1489:U:H2'	31:DA:1490:A:OP2	2.07	0.54
31:DA:2292:C:C2'	31:DA:2293:C:H5'	2.37	0.54
31:DA:2639:A:C2'	31:DA:2640:G:H5'	2.38	0.54
32:DB:7:G:C2'	32:DB:8:U:H5''	2.38	0.54
33:DD:4:LYS:NZ	33:DD:20:ASP:HA	2.23	0.54
33:DD:35:LYS:HG2	33:DD:64:ILE:CA	2.37	0.54
33:DD:69:ARG:NH2	33:DD:128:GLY:O	2.33	0.54
36:DG:13:GLU:O	36:DG:14:GLU:CB	2.54	0.54
36:DG:110:ALA:HA	36:DG:140:ILE:O	2.08	0.54
37:DH:41:MET:HE1	37:DH:55:PRO:HD3	1.89	0.54
40:DO:14:THR:HG21	40:DO:86:ILE:HD13	1.90	0.54
50:DY:19:LYS:HB3	50:DY:20:TYR:CD1	2.43	0.54
51:DZ:39:VAL:HG23	51:DZ:40:ASP:N	2.23	0.54
1:AA:108:G:O6	20:AT:15:ARG:HD2	2.08	0.53
1:AA:115:G:H4'	1:AA:116:A:O5'	2.09	0.53
1:AA:355:C:C2	1:AA:356:A:C8	2.97	0.53
1:AA:996:A:H2'	1:AA:997:U:O4'	2.08	0.53
1:AA:1201:A:C1'	1:AA:1202:G:OP2	2.56	0.53
1:AA:1356:G:H2'	1:AA:1357:A:C8	2.43	0.53
1:AA:1468:A:H2'	1:AA:1469:G:O4'	2.08	0.53
6:AF:98:LEU:H	6:AF:98:LEU:HD12	1.73	0.53
10:AJ:40:LEU:HD23	10:AJ:40:LEU:H	1.73	0.53
22:B0:11:ARG:O	22:B0:14:ARG:NH2	2.41	0.53
27:B5:40:LYS:HZ3	27:B5:46:CYS:HB3	1.73	0.53
31:BA:675:A:C5	31:BA:804:A:C2	2.97	0.53
31:BA:993:G:N2	47:BV:91:TYR:OH	2.42	0.53
31:BA:1464:C:O2'	31:BA:1528:A:H8	1.91	0.53
31:BA:2415:G:C4'	41:BP:67:MET:H	2.06	0.53
31:BA:2473:U:C4	31:BA:2474:C:C5	2.96	0.53
35:BF:183:VAL:O	35:BF:187:VAL:HG23	2.08	0.53
37:BH:146:ALA:O	37:BH:147:ASN:C	2.46	0.53

Continued on next page...

Continued from previous page...

Atom-1	Atom-2	Interatomic distance (Å)	Clash overlap (Å)
41:BP:24:GLY:CA	41:BP:33:ARG:HE	2.21	0.53
44:BS:28:VAL:C	44:BS:89:ARG:HD2	2.28	0.53
47:BV:15:GLU:O	47:BV:98:GLU:OE2	2.26	0.53
48:BW:5:ALA:HB3	48:BW:50:VAL:HG23	1.90	0.53
50:BY:28:LYS:HE3	50:BY:37:VAL:HG12	1.90	0.53
51:BZ:156:LYS:O	51:BZ:158:PRO:HD3	2.07	0.53
1:CA:180:U:H2'	1:CA:181:G:H5'	1.90	0.53
1:CA:227:G:O2'	1:CA:228:A:H5'	2.08	0.53
1:CA:411:A:H2'	1:CA:412:A:H4'	1.90	0.53
1:CA:498:U:O2	1:CA:498:U:H2'	2.08	0.53
1:CA:1281:U:H5'	1:CA:1282:C:H5	1.72	0.53
1:CA:1346:A:H5''	9:CI:120:ARG:HH12	1.73	0.53
10:CJ:39:PRO:HB3	10:CJ:70:ARG:NH1	2.22	0.53
12:CL:32:PHE:HB3	12:CL:84:LEU:HD21	1.90	0.53
15:CO:67:LEU:HD22	15:CO:78:TYR:HE1	1.73	0.53
17:CQ:77:VAL:O	17:CQ:78:GLU:HB3	2.07	0.53
27:D5:32:PRO:O	27:D5:33:CYS:CB	2.55	0.53
31:DA:415:A:H2'	31:DA:416:C:H6	1.73	0.53
31:DA:995:C:N3	39:DN:4:TYR:CE1	2.77	0.53
31:DA:2639:A:H2'	31:DA:2640:G:H5'	1.90	0.53
33:DD:186:HIS:HD2	33:DD:188:GLU:N	1.99	0.53
34:DE:60:ASN:OD1	34:DE:62:PRO:HD2	2.07	0.53
36:DG:81:LYS:O	36:DG:82:LEU:O	2.25	0.53
39:DN:56:ASN:H	39:DN:125:GLY:HA3	1.73	0.53
44:DS:98:VAL:HG13	44:DS:100:ALA:H	1.73	0.53
48:DW:5:ALA:HB3	48:DW:50:VAL:HG23	1.89	0.53
50:DY:81:LYS:HD3	50:DY:97:ARG:O	2.08	0.53
1:AA:175:C:H2'	1:AA:176:C:H6	1.72	0.53
1:AA:774:G:H2'	1:AA:775:G:H5'	1.91	0.53
1:AA:1184:G:H2'	1:AA:1185:G:H8	1.73	0.53
1:AA:1392:G:C2'	1:AA:1393:U:H5'	2.38	0.53
4:AD:88:VAL:HG13	5:AE:97:GLY:HA3	1.90	0.53
11:AK:81:ASP:OD2	11:AK:106:LYS:HG2	2.08	0.53
25:B3:18:ASP:HB2	25:B3:49:LYS:HE3	1.91	0.53
31:BA:287:C:C2	31:BA:288:C:C6	2.96	0.53
31:BA:1169:G:N2	31:BA:1181:C:C2	2.76	0.53
31:BA:2478:A:H2'	31:BA:2479:G:H5'	1.90	0.53
35:BF:65:TRP:CH2	35:BF:75:HIS:HD2	2.26	0.53
38:BI:109:ILE:CG2	38:BI:130:TYR:OH	2.56	0.53
38:BI:136:VAL:HG22	38:BI:136:VAL:O	2.08	0.53
41:BP:87:ASP:O	41:BP:90:ARG:HB2	2.08	0.53

Continued on next page...

Continued from previous page...

Atom-1	Atom-2	Interatomic distance (Å)	Clash overlap (Å)
41:BP:131:SER:C	41:BP:133:SER:N	2.60	0.53
43:BR:71:GLN:HA	43:BR:71:GLN:NE2	2.23	0.53
48:BW:28:SER:OG	48:BW:31:GLU:HB2	2.08	0.53
48:BW:92:ARG:HH11	48:BW:92:ARG:HG2	1.74	0.53
1:CA:113:G:H2'	1:CA:114:U:C6	2.43	0.53
1:CA:316:G:OP2	1:CA:351:G:O2'	2.25	0.53
1:CA:619:U:H2'	4:CD:135:LEU:HD21	1.90	0.53
1:CA:662:G:H2'	1:CA:663:A:C8	2.44	0.53
3:CC:53:ALA:HB2	3:CC:115:LEU:HD21	1.90	0.53
6:CF:20:ALA:O	6:CF:23:LYS:HB2	2.08	0.53
11:CK:125:PHE:N	11:CK:125:PHE:CD1	2.76	0.53
12:CL:86:ARG:HB2	12:CL:101:VAL:CG2	2.37	0.53
13:CM:24:GLY:C	13:CM:25:ILE:HD12	2.28	0.53
29:D7:15:THR:HG22	29:D7:16:HIS:N	2.22	0.53
30:D8:32:LEU:HB3	30:D8:34:TRP:CA	2.38	0.53
31:DA:214:G:H1'	31:DA:216:A:O2'	2.09	0.53
31:DA:528:A:C2	31:DA:2043:C:C5'	2.91	0.53
31:DA:542:C:N4	31:DA:543:C:N4	2.56	0.53
31:DA:719:C:H2'	31:DA:720:C:C6	2.43	0.53
31:DA:860:U:C5	31:DA:917:A:N7	2.77	0.53
31:DA:866:A:C6	31:DA:914:C:C5	2.96	0.53
31:DA:948:G:O2'	31:DA:949:C:H5'	2.09	0.53
31:DA:952:G:C6	31:DA:953:A:N7	2.76	0.53
31:DA:1324:G:C4	31:DA:1328:G:O6	2.61	0.53
31:DA:1543:C:OP2	31:DA:1543:C:C6	2.61	0.53
31:DA:2859:G:O2'	31:DA:2860:A:P	2.67	0.53
31:DA:2875:C:C4'	45:DT:5:ALA:HB2	2.38	0.53
33:DD:30:GLU:CD	33:DD:63:ARG:NE	2.62	0.53
33:DD:71:ASP:OD2	33:DD:103:ARG:NH2	2.41	0.53
34:DE:75:VAL:O	34:DE:77:ILE:N	2.42	0.53
38:DI:110:ASP:C	38:DI:112:LYS:N	2.60	0.53
39:DN:128:HIS:CD2	39:DN:128:HIS:O	2.60	0.53
42:DQ:23:GLY:HA3	42:DQ:99:PRO:O	2.09	0.53
44:DS:42:ASP:O	44:DS:43:GLU:HB2	2.08	0.53
44:DS:66:ALA:O	44:DS:67:ARG:HB3	2.08	0.53
47:DV:72:VAL:O	47:DV:73:SER:OG	2.26	0.53
50:DY:27:VAL:C	50:DY:29:GLU:OE1	2.46	0.53
1:AA:191:G:N3	20:AT:103:GLY:O	2.41	0.53
3:AC:182:ILE:HG12	3:AC:203:PHE:CD1	2.40	0.53
5:AE:112:LEU:N	5:AE:112:LEU:HD23	2.23	0.53
6:AF:2:ARG:HB2	6:AF:4:TYR:CE2	2.42	0.53

Continued on next page...

Continued from previous page...

Atom-1	Atom-2	Interatomic distance (Å)	Clash overlap (Å)
10:AJ:8:LEU:HG	10:AJ:96:ILE:HG22	1.89	0.53
18:AR:73:ALA:HB1	18:AR:79:LEU:HD12	1.90	0.53
23:B1:60:PHE:HZ	23:B1:90:ILE:HG21	1.73	0.53
24:B2:26:ARG:HG2	49:BX:5:TYR:HB3	1.90	0.53
27:B5:42:PRO:HB2	27:B5:43:HIS:HD2	1.73	0.53
30:B8:31:HIS:O	30:B8:32:LEU:C	2.46	0.53
31:BA:271(P):C:O2'	31:BA:271(Q):G:H5'	2.09	0.53
31:BA:518:G:H2'	31:BA:519:U:H6	1.74	0.53
31:BA:1669:A:H5''	31:BA:2550:G:OP1	2.08	0.53
33:BD:177:LEU:HD23	33:BD:177:LEU:N	2.24	0.53
34:BE:136:ARG:HG2	34:BE:136:ARG:NH1	2.22	0.53
34:BE:188:VAL:HB	34:BE:189:PRO:HD2	1.89	0.53
37:BH:83:TYR:HA	37:BH:135:GLY:O	2.08	0.53
41:BP:98:GLU:HG3	41:BP:99:LEU:N	2.23	0.53
1:CA:272:C:H2'	1:CA:273:A:H8	1.73	0.53
1:CA:734:G:C2	1:CA:735:C:C2	2.96	0.53
1:CA:1135:U:H4'	1:CA:1136:U:H5	1.74	0.53
1:CA:1356:G:H2'	1:CA:1357:A:C8	2.44	0.53
2:CB:121:LEU:O	2:CB:121:LEU:HD23	2.07	0.53
3:CC:189:ALA:HB3	3:CC:196:LEU:HB2	1.90	0.53
6:CF:8:ILE:HG22	6:CF:10:LEU:CD1	2.38	0.53
12:CL:102:ARG:CG	12:CL:102:ARG:NH1	2.59	0.53
15:CO:5:LYS:O	15:CO:9:GLN:HG2	2.08	0.53
15:CO:65:ARG:HB2	15:CO:65:ARG:HH11	1.72	0.53
23:D1:16:ASN:CB	23:D1:46:LEU:HG	2.32	0.53
24:D2:26:ARG:HG2	49:DX:5:TYR:HB3	1.90	0.53
25:D3:44:ARG:O	25:D3:48:GLU:HG2	2.08	0.53
31:DA:639:U:H2'	31:DA:640:C:C6	2.43	0.53
31:DA:719:C:H2'	31:DA:720:C:H6	1.73	0.53
31:DA:893:C:H2'	31:DA:894:C:O5'	2.09	0.53
31:DA:1110:G:OP1	31:DA:1110:G:H4'	2.07	0.53
31:DA:1208:C:H2'	31:DA:1209:G:H5'	1.90	0.53
31:DA:2523:G:C2'	31:DA:2524:G:H5'	2.34	0.53
31:DA:2636:U:O2'	31:DA:2637:U:C5'	2.56	0.53
32:DB:37:C:H2'	32:DB:38:C:H5'	1.90	0.53
33:DD:25:THR:O	33:DD:26:LYS:C	2.46	0.53
34:DE:66:HIS:O	34:DE:66:HIS:CG	2.62	0.53
37:DH:153:LYS:HG2	37:DH:154:PRO:N	2.23	0.53
41:DP:30:THR:O	41:DP:33:ARG:N	2.39	0.53
41:DP:102:ARG:O	41:DP:103:ALA:HB2	2.08	0.53
42:DQ:8:LYS:HG3	42:DQ:9:TYR:H	1.73	0.53

Continued on next page...

Continued from previous page...

Atom-1	Atom-2	Interatomic distance (Å)	Clash overlap (Å)
42:DQ:20:ALA:C	42:DQ:22:LYS:H	2.12	0.53
46:DU:10:ARG:HG2	46:DU:14:HIS:CE1	2.43	0.53
47:DV:82:ARG:CG	47:DV:82:ARG:NH1	2.48	0.53
51:DZ:10:ARG:HH21	51:DZ:26:GLY:H	1.57	0.53
1:AA:66:G:C2	1:AA:67:C:C6	2.96	0.53
1:AA:84:U:C5	1:AA:88:A:C8	2.95	0.53
1:AA:137:C:H42	1:AA:226:G:H1	1.56	0.53
1:AA:189(C):C:H2'	1:AA:189(D):C:O4'	2.08	0.53
1:AA:356:A:H2'	1:AA:357:G:C8	2.43	0.53
1:AA:409:G:C2'	1:AA:410:G:H5'	2.39	0.53
1:AA:411:A:H2'	1:AA:412:A:H4'	1.89	0.53
1:AA:854:G:H3'	1:AA:871:U:O4	2.09	0.53
1:AA:872:A:C4	1:AA:874:G:N7	2.77	0.53
1:AA:921:U:O2	5:AE:19:MET:HB2	2.08	0.53
1:AA:953:G:H5'	1:AA:965:A:H61	1.73	0.53
1:AA:1072:G:C6	1:AA:1073:U:C4	2.96	0.53
1:AA:1150:U:O4	1:AA:1151:A:N6	2.41	0.53
2:AB:102:LEU:HD12	2:AB:102:LEU:N	2.23	0.53
6:AF:5:GLU:HG2	6:AF:62:TRP:CZ2	2.44	0.53
13:AM:91:ARG:HD3	19:AS:81:ARG:HH21	1.72	0.53
30:B8:31:HIS:O	30:B8:33:ASN:N	2.42	0.53
31:BA:65:C:H2'	31:BA:66:C:H6	1.73	0.53
31:BA:614:U:O2	31:BA:614:U:O5'	2.26	0.53
31:BA:863:A:O2'	31:BA:864:G:H5'	2.08	0.53
31:BA:911:A:N9	42:BQ:9:TYR:OH	2.39	0.53
31:BA:1049:C:H2'	31:BA:1049:C:O2	2.09	0.53
31:BA:2036:C:H5'	31:BA:2036:C:C6	2.34	0.53
31:BA:2308:G:C2	31:BA:2309:A:C6	2.96	0.53
31:BA:2584:U:H2'	31:BA:2585:U:H2'	1.89	0.53
31:BA:2810:A:N6	31:BA:2891:G:O2'	2.42	0.53
34:BE:117:MET:O	34:BE:117:MET:HG2	2.08	0.53
42:BQ:18:LYS:O	42:BQ:19:GLY:O	2.25	0.53
42:BQ:75:THR:CA	42:BQ:88:GLY:HA2	2.39	0.53
48:BW:92:ARG:O	48:BW:93:ALA:HB3	2.09	0.53
50:BY:14:LEU:HD11	50:BY:22:GLY:HA2	1.89	0.53
50:BY:88:LYS:O	50:BY:89:PHE:HB2	2.08	0.53
51:BZ:119:GLU:C	51:BZ:121:HIS:H	2.12	0.53
1:CA:173:U:C2	1:CA:197:A:N1	2.76	0.53
1:CA:189(E):U:O2'	1:CA:189(F):U:H5'	2.08	0.53
1:CA:356:A:H2'	1:CA:357:G:H8	1.72	0.53
1:CA:564:C:C2'	1:CA:565:U:H5'	2.38	0.53

Continued on next page...

Continued from previous page...

Atom-1	Atom-2	Interatomic distance (Å)	Clash overlap (Å)
1:CA:625:G:H2'	1:CA:626:U:C6	2.43	0.53
1:CA:685:G:N2	1:CA:686:U:C4	2.76	0.53
1:CA:1003:G:C2	1:CA:1004:A:H1'	2.43	0.53
1:CA:1091:U:O2	1:CA:1093:A:C8	2.62	0.53
1:CA:1277:C:O2'	1:CA:1279:A:H1'	2.08	0.53
1:CA:1478:C:O2'	1:CA:1479:C:H5'	2.09	0.53
4:CD:3:ARG:O	4:CD:5:ILE:HG13	2.09	0.53
22:D0:53:MET:HB2	22:D0:59:LEU:CD2	2.38	0.53
31:DA:194:G:H2'	31:DA:195:A:O4'	2.09	0.53
31:DA:819:A:OP2	31:DA:1187:G:N2	2.24	0.53
31:DA:2751:G:H3'	31:DA:2752:C:H6	1.72	0.53
35:DF:65:TRP:CZ3	35:DF:75:HIS:HD2	2.27	0.53
36:DG:111:LEU:O	36:DG:114:ILE:HG12	2.08	0.53
1:AA:373:A:O2'	1:AA:374:A:H5'	2.07	0.53
1:AA:541:G:H2'	1:AA:542:G:H8	1.73	0.53
23:B1:27:GLU:OE2	23:B1:32:LYS:HB2	2.09	0.53
23:B1:67:ILE:H	23:B1:67:ILE:HD12	1.73	0.53
24:B2:28:LYS:HD3	24:B2:43:GLN:HB3	1.90	0.53
30:B8:39:LYS:HE3	30:B8:42:ARG:NH1	2.24	0.53
31:BA:92:A:O2'	31:BA:93:G:H5'	2.09	0.53
31:BA:272(J):C:H42	31:BA:363(A):A:N6	2.06	0.53
31:BA:542:C:O5'	31:BA:542:C:H6	1.91	0.53
31:BA:634:C:H2'	31:BA:635:C:C6	2.43	0.53
31:BA:2193:G:H2'	31:BA:2194:G:O4'	2.08	0.53
33:BD:4:LYS:NZ	33:BD:20:ASP:HA	2.22	0.53
34:BE:197:ILE:HD11	34:BE:199:ARG:CZ	2.39	0.53
34:BE:201:THR:HG22	34:BE:202:LYS:N	2.24	0.53
36:BG:131:TYR:HB3	36:BG:159:VAL:CG1	2.37	0.53
37:BH:44:VAL:O	37:BH:46:GLU:OE2	2.26	0.53
38:BI:130:TYR:O	38:BI:131:LYS:HG3	2.08	0.53
39:BN:28:THR:H	39:BN:106:MET:HE1	1.74	0.53
42:BQ:20:ALA:C	42:BQ:22:LYS:H	2.11	0.53
48:BW:54:ALA:CB	48:BW:107:LEU:HD22	2.38	0.53
49:BX:72:LYS:HB2	49:BX:74:PRO:HD3	1.90	0.53
50:BY:28:LYS:CE	50:BY:30:VAL:HG22	2.22	0.53
51:BZ:67:LEU:HD12	51:BZ:67:LEU:N	2.23	0.53
1:CA:501:C:O2'	1:CA:502:G:H5'	2.09	0.53
1:CA:556:C:C2'	1:CA:557:G:H5'	2.39	0.53
1:CA:953:G:H5'	1:CA:965:A:H61	1.73	0.53
1:CA:1470:G:O2'	1:CA:1471:G:H5'	2.07	0.53
4:CD:79:PHE:CD1	4:CD:207:TYR:HD1	2.26	0.53

Continued on next page...

Continued from previous page...

Atom-1	Atom-2	Interatomic distance (Å)	Clash overlap (Å)
4:CD:111:ALA:HB2	4:CD:120:LEU:HD12	1.91	0.53
7:CG:75:VAL:HG21	7:CG:144:MET:HB3	1.90	0.53
10:CJ:8:LEU:HG	10:CJ:96:ILE:HG22	1.89	0.53
11:CK:125:PHE:H	11:CK:125:PHE:HD1	1.56	0.53
15:CO:54:ARG:HG2	15:CO:58:MET:CE	2.39	0.53
15:CO:64:ARG:HG3	15:CO:64:ARG:NH1	2.24	0.53
16:CP:64:ALA:O	16:CP:65:GLN:C	2.47	0.53
23:D1:89:GLU:CD	23:D1:89:GLU:N	2.53	0.53
29:D7:35:ARG:HG3	29:D7:42:LEU:HD11	1.91	0.53
30:D8:27:THR:HA	41:DP:62:LEU:CD1	2.39	0.53
31:DA:470:A:OP1	35:DF:59:TYR:HE2	1.91	0.53
31:DA:906:G:H2'	31:DA:907:U:O5'	2.08	0.53
31:DA:2291:U:H5''	31:DA:2380:C:O2	2.08	0.53
31:DA:2400:G:C5	31:DA:2401:U:C5	2.97	0.53
31:DA:2517:C:C2	31:DA:2542:A:N6	2.76	0.53
33:DD:53:PHE:CD1	33:DD:220:HIS:HA	2.43	0.53
34:DE:89:ASP:O	34:DE:90:THR:HB	2.07	0.53
45:DT:56:GLY:O	45:DT:59:THR:HG22	2.08	0.53
46:DU:55:ARG:HA	46:DU:58:ARG:HD2	1.91	0.53
1:AA:189(K):U:H2'	1:AA:189(L):G:H8	1.72	0.53
1:AA:323:U:OP1	20:AT:26:ASN:ND2	2.41	0.53
1:AA:1255:G:H5'	1:AA:1256:A:OP1	2.08	0.53
1:AA:1317:C:OP1	14:AN:17:LYS:HG2	2.08	0.53
1:AA:1521:G:H2'	1:AA:1522:U:H6	1.70	0.53
3:AC:39:ILE:HG21	3:AC:57:ILE:HD11	1.90	0.53
4:AD:9:CYS:HA	4:AD:12:CYS:HB2	1.91	0.53
7:AG:92:SER:OG	7:AG:93:PRO:HD2	2.09	0.53
11:AK:69:ALA:HB1	11:AK:103:LEU:CD2	2.39	0.53
16:AP:39:TYR:HB2	16:AP:49:LEU:HD12	1.90	0.53
16:AP:39:TYR:HB2	16:AP:49:LEU:CD1	2.39	0.53
23:B1:10:LYS:HD2	23:B1:14:VAL:HA	1.90	0.53
23:B1:65:SER:H	23:B1:67:ILE:HD12	1.73	0.53
31:BA:358:U:H5	31:BA:359:A:N7	2.06	0.53
31:BA:644:A:O2'	31:BA:645:C:O2	2.27	0.53
31:BA:672:C:H2'	31:BA:673:C:C6	2.43	0.53
31:BA:807:U:C2'	31:BA:808:G:O5'	2.57	0.53
31:BA:1276:A:O2'	43:BR:16:HIS:HE1	1.92	0.53
31:BA:1549:C:O2'	31:BA:1550:C:H5'	2.09	0.53
31:BA:1899:G:O2'	31:BA:1900:A:H5''	2.09	0.53
31:BA:2661:G:C8	31:BA:2662:A:N3	2.77	0.53
35:BF:2:LYS:O	35:BF:25:PRO:HG2	2.09	0.53

Continued on next page...

Continued from previous page...

Atom-1	Atom-2	Interatomic distance (Å)	Clash overlap (Å)
35:BF:129:PHE:HE1	35:BF:142:TRP:CH2	2.26	0.53
36:BG:119:GLY:H	36:BG:181:ARG:HH21	1.56	0.53
39:BN:9:VAL:CG1	39:BN:39:ARG:HH22	2.21	0.53
44:BS:16:ASN:O	44:BS:19:LYS:HB3	2.09	0.53
45:BT:120:ARG:HA	45:BT:123:GLN:HG2	1.91	0.53
46:BU:90:VAL:HG12	46:BU:91:ASP:N	2.19	0.53
47:BV:21:ARG:HG2	47:BV:93:GLU:OE1	2.08	0.53
47:BV:56:SER:O	47:BV:57:VAL:HB	2.08	0.53
49:BX:65:ARG:CZ	49:BX:66:LEU:N	2.72	0.53
1:CA:115:G:C2	1:CA:289:G:N7	2.76	0.53
1:CA:189(C):C:H2'	1:CA:189(D):C:O4'	2.08	0.53
1:CA:250:A:C4'	1:CA:251:G:O5'	2.52	0.53
1:CA:491:G:C4	1:CA:492:G:C8	2.97	0.53
1:CA:523:A:H61	12:CL:53:ARG:NH1	2.06	0.53
1:CA:1190:G:H3'	3:CC:3:ASN:ND2	2.21	0.53
1:CA:1256:A:O3'	1:CA:1257:U:H4'	2.08	0.53
1:CA:1317:C:OP1	14:CN:17:LYS:HG2	2.07	0.53
7:CG:23:VAL:HG13	7:CG:43:PHE:CZ	2.44	0.53
13:CM:10:PRO:CB	13:CM:18:ALA:HB1	2.37	0.53
24:D2:14:ARG:CZ	24:D2:57:ILE:CG2	2.87	0.53
25:D3:45:GLY:HA3	31:DA:851:U:O2'	2.09	0.53
29:D7:5:TRP:CZ3	31:DA:464:U:H4'	2.43	0.53
31:DA:157:U:H4'	31:DA:171:G:N2	2.22	0.53
31:DA:271(T):C:O2	31:DA:271(T):C:H2'	2.09	0.53
31:DA:568:U:H5'	31:DA:945:A:C2	2.44	0.53
31:DA:601:C:O2	31:DA:605:C:H4'	2.09	0.53
31:DA:960:A:H5''	31:DA:961:C:OP2	2.09	0.53
31:DA:1673:U:O4	34:DE:129:HIS:HD2	1.91	0.53
31:DA:1836:C:C2'	31:DA:1837:C:H5'	2.39	0.53
31:DA:1934:C:H5''	31:DA:1934:C:C6	2.31	0.53
31:DA:2584:U:H2'	31:DA:2585:U:H2'	1.89	0.53
35:DF:7:TYR:CD1	35:DF:8:GLN:N	2.76	0.53
36:DG:133:LEU:C	36:DG:133:LEU:HD12	2.29	0.53
38:DI:99:GLU:HG3	38:DI:103:ARG:CZ	2.39	0.53
39:DN:40:PRO:C	46:DU:64:ARG:NH2	2.62	0.53
42:DQ:35:VAL:CG1	42:DQ:130:LYS:HB3	2.35	0.53
43:DR:9:LYS:O	43:DR:10:LEU:HD23	2.09	0.53
44:DS:28:VAL:C	44:DS:89:ARG:HD2	2.28	0.53
46:DU:25:TRP:HD1	46:DU:26:GLY:H	1.55	0.53
47:DV:40:LEU:HD12	47:DV:40:LEU:O	2.09	0.53
49:DX:26:TYR:OH	49:DX:89:ILE:HG21	2.09	0.53

Continued on next page...

Continued from previous page...

Atom-1	Atom-2	Interatomic distance (Å)	Clash overlap (Å)
50:DY:28:LYS:CE	50:DY:37:VAL:HG12	2.39	0.53
1:AA:316:G:OP2	1:AA:351:G:O2'	2.27	0.53
1:AA:840:C:H4'	1:AA:848:C:O2	2.09	0.53
1:AA:1494:G:N2	31:BA:1912:A:N3	2.57	0.53
2:AB:189:ASP:N	2:AB:189:ASP:OD1	2.42	0.53
3:AC:52:LEU:H	3:AC:52:LEU:CD2	2.18	0.53
5:AE:55:VAL:O	5:AE:58:ALA:HB3	2.07	0.53
7:AG:79:ARG:HE	7:AG:84:ASN:HD21	1.55	0.53
11:AK:125:PHE:N	11:AK:125:PHE:CD1	2.76	0.53
17:AQ:77:VAL:O	17:AQ:78:GLU:HB3	2.08	0.53
20:AT:89:ARG:HD2	20:AT:104:LEU:HD11	1.91	0.53
22:B0:72:ARG:O	22:B0:73:GLY:C	2.45	0.53
23:B1:89:GLU:O	23:B1:93:GLU:N	2.40	0.53
28:B6:32:ASN:O	28:B6:33:LYS:HB2	2.08	0.53
28:B6:32:ASN:OD1	28:B6:33:LYS:N	2.42	0.53
31:BA:725:G:C6	31:BA:726:G:N1	2.77	0.53
31:BA:1116:C:C2'	31:BA:1117:G:H5'	2.38	0.53
31:BA:1270:C:H5''	31:BA:1271:G:O5'	2.07	0.53
31:BA:1569:A:O2'	33:BD:38:LYS:HE2	2.09	0.53
31:BA:2052:G:O4'	34:BE:142:GLY:HA3	2.09	0.53
31:BA:2247:A:H2'	31:BA:2248:C:H6	1.74	0.53
31:BA:2472:G:C2	31:BA:2477:C:OP1	2.61	0.53
31:BA:2859:G:H4'	31:BA:2860:A:OP1	2.09	0.53
31:BA:2884:U:C5	31:BA:2885:C:C6	2.96	0.53
33:BD:125:ILE:HG22	33:BD:125:ILE:O	2.06	0.53
36:BG:13:GLU:O	36:BG:14:GLU:CB	2.52	0.53
36:BG:47:LYS:HD3	36:BG:81:LYS:CD	2.35	0.53
39:BN:82:LEU:HD12	39:BN:82:LEU:N	2.24	0.53
40:BO:61:VAL:O	40:BO:63:VAL:HG12	2.08	0.53
41:BP:79:ARG:HH21	41:BP:109:GLY:CA	2.21	0.53
41:BP:91:PHE:CE2	41:BP:95:VAL:HG12	2.39	0.53
44:BS:28:VAL:HG11	44:BS:97:ARG:NH2	2.24	0.53
51:BZ:141:VAL:HG23	51:BZ:144:LEU:HD23	1.89	0.53
1:CA:165:C:H2'	1:CA:166:G:C8	2.43	0.53
1:CA:373:A:O2'	1:CA:374:A:H5'	2.09	0.53
1:CA:764:C:H2'	1:CA:765:G:H8	1.74	0.53
1:CA:963:G:H21	10:CJ:55:LYS:HD3	1.73	0.53
1:CA:1128:C:O2'	1:CA:1130:A:C8	2.54	0.53
4:CD:31:CYS:C	4:CD:33:MET:N	2.61	0.53
12:CL:27:LEU:O	12:CL:29:GLY:N	2.41	0.53
13:CM:68:GLY:O	13:CM:69:GLU:CB	2.54	0.53

Continued on next page...

Continued from previous page...

Atom-1	Atom-2	Interatomic distance (Å)	Clash overlap (Å)
24:D2:46:GLN:C	24:D2:48:HIS:H	2.12	0.53
31:DA:65:C:H2'	31:DA:66:C:H6	1.74	0.53
31:DA:272(J):C:C2'	31:DA:274:G:OP1	2.57	0.53
31:DA:454:A:H4'	31:DA:455:C:OP2	2.08	0.53
31:DA:848:G:C4	31:DA:933:A:C8	2.97	0.53
31:DA:856:C:C6	31:DA:856:C:H5''	2.43	0.53
31:DA:910:A:C8	42:DQ:13:GLN:HB2	2.43	0.53
31:DA:1146:C:H2'	31:DA:1147:C:C5'	2.33	0.53
31:DA:1210:A:C5'	31:DA:1212:G:H5'	2.37	0.53
33:DD:50:THR:O	33:DD:51:VAL:HG23	2.07	0.53
33:DD:65:ILE:HD13	33:DD:65:ILE:O	2.09	0.53
33:DD:177:LEU:N	33:DD:177:LEU:HD23	2.23	0.53
33:DD:211:ARG:HA	33:DD:214:TRP:CD2	2.44	0.53
40:DO:31:LYS:C	40:DO:32:TYR:CD1	2.82	0.53
40:DO:120:GLU:OE2	40:DO:122:LEU:HD21	2.08	0.53
41:DP:40:SER:O	41:DP:41:ARG:HD2	2.08	0.53
41:DP:131:SER:C	41:DP:133:SER:N	2.61	0.53
43:DR:5:LYS:N	43:DR:5:LYS:CD	2.69	0.53
44:DS:27:SER:HB3	44:DS:89:ARG:NH1	2.24	0.53
44:DS:29:PHE:H	44:DS:89:ARG:HG2	1.74	0.53
1:AA:357:G:C2	1:AA:358:U:C5	2.97	0.53
1:AA:808:C:P	15:AO:48:LYS:HE3	2.49	0.53
1:AA:1084:G:C5	1:AA:1085:U:C4	2.97	0.53
1:AA:1091:U:O2	1:AA:1093:A:C8	2.62	0.53
1:AA:1129:C:H4'	1:AA:1130:A:H5'	1.90	0.53
5:AE:102:ALA:HB1	5:AE:106:PRO:HG2	1.90	0.53
21:AU:5:ASP:O	21:AU:11:GLY:HA3	2.08	0.53
24:B2:47:ASN:HA	24:B2:50:ILE:O	2.09	0.53
25:B3:44:ARG:O	25:B3:48:GLU:HG2	2.08	0.53
30:B8:32:LEU:HD13	30:B8:32:LEU:H	1.72	0.53
31:BA:2298:A:H2'	31:BA:2299:G:O4'	2.09	0.53
31:BA:2314:C:C2'	31:BA:2315:G:H5'	2.39	0.53
31:BA:2408:U:H2'	31:BA:2409:G:C8	2.44	0.53
32:BB:66:A:C5	32:BB:109:C:C5	2.97	0.53
33:BD:18:VAL:HG23	33:BD:211:ARG:HH12	1.73	0.53
33:BD:35:LYS:HD3	33:BD:63:ARG:C	2.28	0.53
33:BD:35:LYS:CE	33:BD:64:ILE:C	2.77	0.53
33:BD:143:HIS:HD2	33:BD:144:ALA:HB2	1.74	0.53
39:BN:46:VAL:HG13	39:BN:48:MET:HG3	1.90	0.53
42:BQ:20:ALA:CB	42:BQ:99:PRO:HG2	2.39	0.53
44:BS:95:HIS:CG	44:BS:96:GLY:N	2.76	0.53

Continued on next page...

Continued from previous page...

Atom-1	Atom-2	Interatomic distance (Å)	Clash overlap (Å)
45:BT:101:PHE:HE2	45:BT:113:LYS:HD2	1.73	0.53
49:BX:65:ARG:O	49:BX:66:LEU:CB	2.57	0.53
50:BY:75:ILE:O	50:BY:76:CYS:HB2	2.08	0.53
1:CA:175:C:H2'	1:CA:176:C:H6	1.73	0.53
1:CA:473:G:H5'	16:CP:81:ARG:HG3	1.90	0.53
1:CA:1157:A:H4'	1:CA:1158:C:O5'	2.09	0.53
1:CA:1255:G:H5'	1:CA:1256:A:OP1	2.08	0.53
6:CF:89:MET:SD	18:CR:76:LEU:HD21	2.49	0.53
8:CH:109:ILE:HG22	8:CH:137:VAL:HB	1.90	0.53
11:CK:23:ALA:HB3	11:CK:86:GLY:O	2.09	0.53
12:CL:40:VAL:HG12	12:CL:40:VAL:O	2.07	0.53
13:CM:16:ASP:HB3	13:CM:41:PRO:HB3	1.91	0.53
31:DA:107:C:H2'	31:DA:108:U:C6	2.44	0.53
31:DA:330:A:H2	31:DA:1210:A:O2'	1.91	0.53
31:DA:620:G:H5'	31:DA:620:G:N3	2.24	0.53
31:DA:641:C:O2'	31:DA:2350:C:OP1	2.18	0.53
31:DA:797:C:OP2	35:DF:62:ARG:HG3	2.09	0.53
31:DA:1381:G:C2'	31:DA:1382:G:H5'	2.38	0.53
31:DA:1722:A:C2	31:DA:1740:G:H2'	2.43	0.53
31:DA:2245:U:H5'	31:DA:2246:G:H5'	1.91	0.53
39:DN:42:TRP:CB	46:DU:64:ARG:NH1	2.62	0.53
40:DO:60:ALA:CB	40:DO:86:ILE:HA	2.39	0.53
41:DP:45:LEU:HD22	41:DP:46:LYS:H	1.73	0.53
44:DS:26:LEU:HD13	44:DS:87:PHE:HD1	1.74	0.53
50:DY:28:LYS:HD2	50:DY:37:VAL:CG1	2.39	0.53
1:AA:308:C:H2'	1:AA:309:G:H8	1.74	0.53
1:AA:625:G:H2'	1:AA:626:U:C6	2.44	0.53
1:AA:1125:U:O4	10:AJ:5:ARG:HD2	2.09	0.53
1:AA:1350:A:OP1	9:AI:121:ARG:HG3	2.09	0.53
1:AA:1470:G:C2'	1:AA:1471:G:H5'	2.38	0.53
3:AC:35:GLU:O	3:AC:39:ILE:HG13	2.08	0.53
9:AI:18:PHE:HB3	9:AI:20:ARG:NH1	2.24	0.53
9:AI:53:VAL:HB	9:AI:92:TYR:CE2	2.44	0.53
24:B2:47:ASN:N	24:B2:47:ASN:HD22	2.07	0.53
27:B5:42:PRO:CB	27:B5:43:HIS:HD2	2.22	0.53
30:B8:35:GLN:HA	31:BA:2420:C:OP2	2.09	0.53
31:BA:53:A:H2'	31:BA:54:G:O4'	2.09	0.53
31:BA:197:A:C8	31:BA:197:A:C4'	2.92	0.53
31:BA:1107:G:H2'	31:BA:1108:U:O4'	2.08	0.53
31:BA:2302:G:C6	31:BA:2315:G:C6	2.96	0.53
31:BA:2758:A:C2'	31:BA:2759:G:H5''	2.37	0.53

Continued on next page...

Continued from previous page...

Atom-1	Atom-2	Interatomic distance (Å)	Clash overlap (Å)
34:BE:78:LEU:N	34:BE:78:LEU:HD23	2.24	0.53
40:BO:43:VAL:HG12	40:BO:54:GLU:HA	1.91	0.53
40:BO:112:MET:HA	40:BO:112:MET:CE	2.39	0.53
44:BS:66:ALA:O	44:BS:67:ARG:HB3	2.09	0.53
44:BS:89:ARG:HE	44:BS:89:ARG:CA	2.10	0.53
44:BS:99:LYS:O	44:BS:101:LEU:HB3	2.09	0.53
45:BT:33:LYS:NZ	45:BT:33:LYS:HA	2.24	0.53
47:BV:49:THR:HG23	47:BV:50:PRO:HD2	1.90	0.53
51:BZ:54:HIS:HB3	51:BZ:101:PRO:HD3	1.91	0.53
1:CA:560:U:H4'	1:CA:561:U:O5'	2.08	0.53
1:CA:1150:U:O4	1:CA:1151:A:N6	2.42	0.53
3:CC:14:ILE:O	3:CC:15:THR:HB	2.08	0.53
6:CF:99:ALA:HB1	18:CR:23:LYS:HZ2	1.74	0.53
24:D2:49:LYS:O	24:D2:50:ILE:C	2.47	0.53
31:DA:49:A:H3'	31:DA:50:U:H5'	1.91	0.53
31:DA:330:A:H2	31:DA:1210:A:C2'	2.22	0.53
31:DA:460:A:C2	31:DA:470:A:C5	2.97	0.53
31:DA:607:U:OP1	35:DF:102:PRO:HA	2.09	0.53
31:DA:623:G:H2'	31:DA:624:C:C6	2.44	0.53
31:DA:1027:A:C6	31:DA:1126:A:C4	2.97	0.53
31:DA:1047:G:N2	31:DA:1111:A:N6	2.56	0.53
31:DA:1332:G:N2	31:DA:1609:A:O2'	2.42	0.53
31:DA:1531:C:H5'	31:DA:1532:C:OP2	2.09	0.53
31:DA:2262:U:C2'	31:DA:2263:C:H5'	2.39	0.53
32:DB:28:C:H2'	32:DB:29:A:C8	2.44	0.53
33:DD:211:ARG:HA	33:DD:214:TRP:CG	2.44	0.53
34:DE:152:LYS:HE2	39:DN:78:TYR:HD2	1.74	0.53
35:DF:22:ALA:HA	35:DF:26:ALA:CB	2.37	0.53
35:DF:57:VAL:HG13	35:DF:58:ALA:N	2.24	0.53
38:DI:68:LEU:HA	38:DI:71:ILE:HG23	1.91	0.53
1:AA:1202:G:C2'	1:AA:1203:C:H5'	2.39	0.53
2:AB:21:ARG:O	2:AB:21:ARG:HG3	2.07	0.53
2:AB:172:ILE:H	2:AB:172:ILE:CD1	2.19	0.53
5:AE:80:ILE:CD1	5:AE:138:ALA:HB1	2.37	0.53
5:AE:120:THR:O	5:AE:121:LYS:CB	2.57	0.53
10:AJ:24:VAL:O	10:AJ:28:ARG:HG3	2.09	0.53
13:AM:16:ASP:HB3	13:AM:41:PRO:HB3	1.90	0.53
20:AT:56:MET:CG	20:AT:88:VAL:HG21	2.35	0.53
22:B0:26:TYR:CE2	31:BA:857:C:H1'	2.44	0.53
22:B0:50:ASN:HD22	22:B0:83:PRO:HD3	1.74	0.53
31:BA:309:G:H4'	50:BY:18:GLY:HA3	1.90	0.53

Continued on next page...

Continued from previous page...

Atom-1	Atom-2	Interatomic distance (Å)	Clash overlap (Å)
31:BA:1719:G:H2'	31:BA:1720:U:C5'	2.39	0.53
31:BA:2280:G:H2'	31:BA:2281:C:H5'	1.89	0.53
31:BA:2830:G:C5'	31:BA:2830:G:C8	2.91	0.53
32:BB:40:U:H1'	32:BB:45:A:H61	1.74	0.53
33:BD:27:THR:O	33:BD:28:GLU:HB2	2.09	0.53
35:BF:199:TRP:CZ2	35:BF:203:GLN:NE2	2.77	0.53
37:BH:85:LYS:CE	37:BH:145:ALA:N	2.72	0.53
37:BH:127:GLU:HA	37:BH:127:GLU:OE1	2.09	0.53
37:BH:153:LYS:HB2	37:BH:154:PRO:CD	2.39	0.53
41:BP:17:LYS:O	41:BP:19:VAL:HG23	2.09	0.53
46:BU:29:SER:OG	46:BU:30:LYS:HE3	2.09	0.53
46:BU:51:LYS:O	46:BU:53:ARG:N	2.42	0.53
51:BZ:8:TYR:N	51:BZ:8:TYR:CD1	2.76	0.53
1:CA:832:C:N4	1:CA:855:G:C6	2.77	0.53
1:CA:1129:C:H4'	1:CA:1130:A:H5'	1.92	0.53
2:CB:21:ARG:O	2:CB:21:ARG:HG3	2.09	0.53
6:CF:3:ARG:HH11	6:CF:3:ARG:HG3	1.74	0.53
27:D5:41:PRO:HG2	27:D5:44:THR:OG1	2.09	0.53
30:D8:26:LYS:HB2	30:D8:44:LYS:HG3	1.91	0.53
31:DA:806:C:OP2	41:DP:39:LYS:CG	2.57	0.53
31:DA:807:U:C2'	31:DA:808:G:O5'	2.57	0.53
31:DA:860:U:C5	31:DA:2268:A:C8	2.96	0.53
31:DA:1268:A:H2'	31:DA:1269:A:O4'	2.08	0.53
31:DA:1315:C:H42	31:DA:1337:G:H1	1.56	0.53
31:DA:1515:G:H2'	31:DA:1516:C:H6	1.74	0.53
31:DA:1593:G:H2'	31:DA:1594:G:C8	2.44	0.53
31:DA:1783:A:N1	31:DA:2587:A:C4	2.77	0.53
31:DA:2199:A:C8	31:DA:2200:C:C5	2.97	0.53
31:DA:2360:A:O2'	31:DA:2361:A:OP2	2.28	0.53
31:DA:2731:G:C6	31:DA:2732:G:O6	2.62	0.53
32:DB:13:A:N1	32:DB:69:G:O2'	2.38	0.53
33:DD:30:GLU:CD	33:DD:63:ARG:HE	2.13	0.53
33:DD:35:LYS:CE	33:DD:104:TYR:CD1	2.92	0.53
33:DD:84:TYR:HE2	33:DD:86:PRO:HB3	1.74	0.53
39:DN:13:TRP:O	39:DN:135:PRO:HG2	2.09	0.53
41:DP:16:ARG:O	41:DP:18:ARG:N	2.42	0.53
44:DS:38:GLN:HB3	44:DS:47:THR:HG21	1.90	0.53
47:DV:25:LEU:HD12	47:DV:94:LEU:HD22	1.91	0.53
1:AA:33:A:H2'	1:AA:34:C:C6	2.44	0.52
1:AA:200:G:H1	1:AA:217:C:N4	2.03	0.52
1:AA:818:G:HO2'	1:AA:820:U:H6	1.54	0.52

Continued on next page...

Continued from previous page...

Atom-1	Atom-2	Interatomic distance (Å)	Clash overlap (Å)
1:AA:862:C:O2'	1:AA:863:U:H5'	2.09	0.52
1:AA:932:C:H4'	7:AG:4:ARG:NH2	2.23	0.52
1:AA:963:G:N2	10:AJ:55:LYS:HE2	2.24	0.52
1:AA:1236:A:O2'	1:AA:1304:G:H4'	2.09	0.52
1:AA:1240:U:OP2	7:AG:116:ALA:HB2	2.09	0.52
2:AB:67:THR:C	2:AB:68:ILE:HD12	2.29	0.52
3:AC:71:ALA:HA	3:AC:106:VAL:HB	1.89	0.52
5:AE:101:ILE:HD11	5:AE:119:LEU:HD23	1.90	0.52
8:AH:64:LYS:HG2	8:AH:79:VAL:HG21	1.90	0.52
23:B1:25:LYS:O	23:B1:26:ARG:HB3	2.10	0.52
31:BA:795:C:O2'	31:BA:796:C:H5'	2.09	0.52
31:BA:828:U:H4'	31:BA:831:G:N1	2.24	0.52
31:BA:893:C:H2'	31:BA:894:C:O5'	2.09	0.52
31:BA:1049:C:H1'	31:BA:1113:U:O2'	2.08	0.52
31:BA:1648:C:C2'	31:BA:1649:G:O5'	2.57	0.52
31:BA:2327:A:H2'	31:BA:2328:A:H8	1.70	0.52
33:BD:102:LYS:C	33:BD:103:ARG:HG2	2.29	0.52
34:BE:134:ILE:HD13	34:BE:134:ILE:H	1.74	0.52
38:BI:38:LEU:HB2	38:BI:40:THR:HG23	1.89	0.52
39:BN:39:ARG:HE	39:BN:41:ASP:CG	2.12	0.52
47:BV:40:LEU:O	47:BV:40:LEU:HD12	2.09	0.52
47:BV:52:VAL:O	47:BV:53:GLU:CB	2.57	0.52
49:BX:85:PRO:O	49:BX:86:GLY:C	2.46	0.52
50:BY:76:CYS:O	50:BY:99:CYS:SG	2.67	0.52
51:BZ:29:TYR:HA	51:BZ:33:LEU:O	2.08	0.52
1:CA:1321:C:H5''	1:CA:1322:C:H2'	1.89	0.52
4:CD:9:CYS:HA	4:CD:12:CYS:HB2	1.91	0.52
10:CJ:26:ALA:HB1	10:CJ:29:ARG:NH2	2.22	0.52
13:CM:83:ASP:CG	13:CM:84:ILE:H	2.13	0.52
16:CP:21:VAL:HG22	16:CP:34:GLU:O	2.09	0.52
23:D1:13:ILE:HG12	23:D1:14:VAL:CA	2.37	0.52
23:D1:76:ARG:HB3	23:D1:78:LYS:HE3	1.91	0.52
25:D3:45:GLY:O	25:D3:48:GLU:HB2	2.09	0.52
29:D7:34:ARG:NH1	31:DA:466:A:OP1	2.41	0.52
31:DA:1362:C:O2'	31:DA:1363:C:H5'	2.09	0.52
31:DA:1684:C:C2'	31:DA:1685:C:H5'	2.40	0.52
31:DA:1857:G:C6	31:DA:1858:G:N1	2.77	0.52
31:DA:2531:A:H2	31:DA:2658:C:O2	1.92	0.52
31:DA:2854:G:H2'	31:DA:2855:C:C6	2.44	0.52
31:DA:2869:G:H2'	31:DA:2870:C:O4'	2.10	0.52
34:DE:3:GLY:O	34:DE:4:ILE:HB	2.09	0.52

Continued on next page...

Continued from previous page...

Atom-1	Atom-2	Interatomic distance (Å)	Clash overlap (Å)
34:DE:75:VAL:C	34:DE:77:ILE:N	2.63	0.52
40:DO:24:VAL:CG2	40:DO:33:ALA:HB2	2.39	0.52
42:DQ:141:GLN:HE22	51:DZ:89:PHE:HB3	1.74	0.52
43:DR:71:GLN:HE21	43:DR:71:GLN:CA	2.21	0.52
44:DS:56:LEU:HD23	44:DS:56:LEU:C	2.29	0.52
51:DZ:29:TYR:CE2	51:DZ:87:ASP:HB2	2.43	0.52
1:AA:174:C:C5	1:AA:175:C:H5	2.27	0.52
1:AA:266:G:H5'	1:AA:268:C:N4	2.21	0.52
1:AA:579:G:C5	1:AA:580:U:C5	2.97	0.52
1:AA:792:A:H4'	1:AA:793:U:O5'	2.08	0.52
1:AA:827:U:N3	1:AA:870:U:C4	2.77	0.52
1:AA:1126:U:H2'	1:AA:1127:G:O4'	2.09	0.52
1:AA:1470:G:O2'	1:AA:1471:G:H5'	2.09	0.52
11:AK:57:THR:HG22	11:AK:59:TYR:H	1.75	0.52
12:AL:32:PHE:HB3	12:AL:84:LEU:HD21	1.91	0.52
12:AL:60:LEU:HD21	12:AL:66:VAL:CG2	2.38	0.52
15:AO:5:LYS:O	15:AO:9:GLN:HG2	2.08	0.52
24:B2:15:LYS:O	24:B2:16:LEU:HB3	2.08	0.52
25:B3:1:MET:HB3	25:B3:2:PRO:HD2	1.91	0.52
25:B3:45:GLY:O	25:B3:48:GLU:HB2	2.09	0.52
31:BA:90:U:O2	31:BA:90:U:O4'	2.25	0.52
31:BA:241:A:O4'	31:BA:243:U:C6	2.62	0.52
31:BA:559:G:H22	46:BU:49:HIS:CD2	2.27	0.52
31:BA:701:G:N2	31:BA:732:C:C2	2.77	0.52
31:BA:1331:A:H2'	31:BA:1333:C:H5	1.73	0.52
31:BA:1531:C:H5'	31:BA:1532:C:OP2	2.09	0.52
31:BA:1742:G:H3'	31:BA:1742:G:C8	2.43	0.52
31:BA:1836:C:C2'	31:BA:1837:C:H5'	2.39	0.52
31:BA:2287:A:C4	31:BA:2289:G:C8	2.97	0.52
32:BB:40:U:O2'	32:BB:41:U:OP1	2.26	0.52
33:BD:172:TYR:CD1	33:BD:186:HIS:HA	2.44	0.52
34:BE:103:ASP:OD2	34:BE:168:MET:HE2	2.10	0.52
35:BF:22:ALA:CA	35:BF:26:ALA:CB	2.87	0.52
35:BF:132:VAL:CG2	35:BF:133:ASN:H	2.22	0.52
35:BF:185:ASP:OD1	35:BF:188:ARG:NH1	2.39	0.52
36:BG:71:THR:HB	36:BG:89:GLY:HA3	1.91	0.52
40:BO:10:VAL:HG13	40:BO:17:ARG:O	2.09	0.52
41:BP:8:PRO:O	41:BP:9:ASN:C	2.47	0.52
42:BQ:141:GLN:HE21	51:BZ:71:VAL:C	2.12	0.52
42:BQ:141:GLN:HE22	51:BZ:89:PHE:HB3	1.72	0.52
46:BU:117:GLN:HA	46:BU:117:GLN:OE1	2.08	0.52

Continued on next page...

Continued from previous page...

Atom-1	Atom-2	Interatomic distance (Å)	Clash overlap (Å)
2:CB:187:LEU:HD11	2:CB:204:ASN:O	2.09	0.52
5:CE:68:GLU:O	5:CE:68:GLU:HG3	2.09	0.52
6:CF:30:LEU:HD23	6:CF:30:LEU:H	1.75	0.52
8:CH:6:ILE:H	8:CH:6:ILE:HD12	1.73	0.52
9:CI:18:PHE:HB2	9:CI:62:TYR:O	2.09	0.52
11:CK:105:VAL:HG23	11:CK:105:VAL:O	2.08	0.52
13:CM:81:LEU:HB3	13:CM:89:GLY:CA	2.38	0.52
30:D8:39:LYS:HE2	30:D8:39:LYS:C	2.30	0.52
31:DA:384:U:H2'	31:DA:385:C:C6	2.42	0.52
31:DA:848:G:C4	31:DA:933:A:H8	2.27	0.52
31:DA:1049:C:O2	31:DA:1049:C:H2'	2.10	0.52
31:DA:1563:G:C5	31:DA:1564:C:C5	2.97	0.52
31:DA:1657:C:H5''	34:DE:133:LYS:O	2.09	0.52
31:DA:1803:A:C8	31:DA:1804:C:C5	2.97	0.52
32:DB:94:C:H2'	32:DB:95:C:H6	1.73	0.52
33:DD:62:TYR:CE1	33:DD:64:ILE:HA	2.44	0.52
34:DE:70:ALA:O	34:DE:72:VAL:N	2.43	0.52
37:DH:43:VAL:HG11	37:DH:53:GLU:O	2.09	0.52
39:DN:97:ARG:O	39:DN:100:GLU:N	2.42	0.52
41:DP:62:LEU:H	41:DP:62:LEU:CD2	2.21	0.52
49:DX:18:TYR:O	49:DX:19:ALA:C	2.47	0.52
50:DY:22:GLY:O	50:DY:23:ARG:HG2	2.10	0.52
1:AA:1207:G:H2'	1:AA:1208:C:C6	2.44	0.52
2:AB:187:LEU:HD11	2:AB:204:ASN:O	2.09	0.52
6:AF:72:VAL:HG13	6:AF:73:ASN:N	2.24	0.52
13:AM:24:GLY:C	13:AM:25:ILE:HD12	2.29	0.52
15:AO:54:ARG:HG2	15:AO:58:MET:CE	2.39	0.52
15:AO:87:ILE:CG2	15:AO:88:ARG:H	2.21	0.52
17:AQ:87:LYS:HE2	17:AQ:87:LYS:HA	1.91	0.52
31:BA:610:G:H2'	31:BA:611:C:C6	2.44	0.52
31:BA:1044:G:N2	31:BA:1112:G:O6	2.42	0.52
31:BA:1593:G:H2'	31:BA:1594:G:H8	1.75	0.52
31:BA:2642:G:N2	31:BA:2773:C:C2	2.78	0.52
31:BA:2830:G:H5''	31:BA:2830:G:H8	1.73	0.52
31:BA:2854:G:H2'	31:BA:2855:C:C6	2.43	0.52
33:BD:131:LEU:HD12	33:BD:131:LEU:N	2.24	0.52
39:BN:96:GLU:CD	39:BN:96:GLU:H	2.13	0.52
46:BU:25:TRP:HD1	46:BU:26:GLY:N	2.08	0.52
51:BZ:102:LEU:HG	51:BZ:123:ASP:HA	1.91	0.52
1:CA:170:U:O2'	1:CA:171:A:H5'	2.09	0.52
1:CA:340:U:O2'	1:CA:341:C:H5'	2.09	0.52

Continued on next page...

Continued from previous page...

Atom-1	Atom-2	Interatomic distance (Å)	Clash overlap (Å)
2:CB:208:ILE:HA	2:CB:211:ILE:HD12	1.91	0.52
16:CP:59:TRP:O	16:CP:64:ALA:HB3	2.09	0.52
20:CT:67:ALA:HB2	20:CT:77:ALA:HB2	1.91	0.52
31:DA:435:C:C5	31:DA:436:C:C5	2.97	0.52
31:DA:1657:C:H2'	31:DA:1658:C:C6	2.43	0.52
31:DA:2432:A:H2'	31:DA:2433:A:C8	2.44	0.52
31:DA:2536:G:C5	31:DA:2537:U:C5	2.97	0.52
31:DA:2859:G:C8	31:DA:2859:G:C3'	2.92	0.52
32:DB:15:A:HO2'	32:DB:110:G:H8	1.48	0.52
32:DB:66:A:H61	32:DB:108:U:H2'	1.74	0.52
36:DG:106:LEU:HD12	36:DG:110:ALA:HB3	1.89	0.52
38:DI:9:LEU:N	38:DI:13:GLY:HA3	2.12	0.52
38:DI:129:THR:HG22	38:DI:130:TYR:O	2.08	0.52
39:DN:55:VAL:HG12	39:DN:126:PRO:HA	1.92	0.52
39:DN:58:ASP:C	39:DN:60:ILE:H	2.12	0.52
41:DP:16:ARG:HH11	41:DP:16:ARG:C	2.11	0.52
44:DS:29:PHE:CD2	44:DS:29:PHE:C	2.82	0.52
46:DU:92:ARG:O	46:DU:95:LEU:N	2.42	0.52
47:DV:4:ILE:O	47:DV:39:LEU:CB	2.57	0.52
47:DV:19:LYS:HE2	47:DV:20:LEU:HD12	1.91	0.52
47:DV:49:THR:HG23	47:DV:50:PRO:HD2	1.90	0.52
48:DW:56:ALA:O	48:DW:57:ASN:C	2.45	0.52
50:DY:16:ALA:HA	50:DY:21:LYS:HD2	1.89	0.52
50:DY:52:SER:O	50:DY:54:LYS:N	2.42	0.52
1:AA:189(E):U:O2'	1:AA:189(F):U:H5'	2.09	0.52
6:AF:23:LYS:O	6:AF:27:GLN:HG2	2.10	0.52
6:AF:96:PRO:HB3	18:AR:30:ASP:OD2	2.10	0.52
7:AG:62:PHE:HA	7:AG:124:LEU:HD22	1.92	0.52
12:AL:6:THR:OG1	12:AL:9:GLN:HG3	2.09	0.52
13:AM:83:ASP:CG	13:AM:84:ILE:H	2.12	0.52
23:B1:85:LEU:CA	23:B1:87:PRO:HD3	2.40	0.52
23:B1:87:PRO:O	23:B1:91:LYS:N	2.34	0.52
31:BA:195:A:H61	31:BA:198:C:H3'	1.75	0.52
31:BA:247:G:H4'	31:BA:386:G:C5	2.44	0.52
31:BA:819:A:N3	31:BA:1189:A:C2	2.78	0.52
31:BA:1000:A:C6	31:BA:1001:A:C6	2.98	0.52
31:BA:1106:A:H2'	31:BA:1107:G:O5'	2.08	0.52
31:BA:1488:G:C5	31:BA:1489:U:N3	2.78	0.52
31:BA:1784:A:C4'	31:BA:1785:A:H5''	2.39	0.52
31:BA:2308:G:H2'	31:BA:2309:A:C8	2.45	0.52
32:BB:78:A:C2	32:BB:100:A:C4	2.98	0.52

Continued on next page...

Continued from previous page...

Atom-1	Atom-2	Interatomic distance (Å)	Clash overlap (Å)
34:BE:47:VAL:HG12	34:BE:49:LEU:HD22	1.90	0.52
38:BI:57:ARG:O	38:BI:60:GLU:HB2	2.09	0.52
41:BP:88:LEU:O	41:BP:90:ARG:N	2.43	0.52
42:BQ:16:ARG:HB2	42:BQ:16:ARG:NH1	2.25	0.52
45:BT:99:LEU:O	45:BT:99:LEU:HD13	2.10	0.52
45:BT:100:TYR:HD2	45:BT:103:ARG:NH2	2.07	0.52
47:BV:2:PHE:HE1	47:BV:13:ARG:NH2	2.06	0.52
49:BX:25:LYS:HG3	49:BX:26:TYR:CD1	2.44	0.52
50:BY:15:VAL:O	50:BY:16:ALA:HB2	2.08	0.52
1:CA:159:G:HO2'	1:CA:160:A:H8	1.49	0.52
1:CA:525:C:H2'	1:CA:526:C:C6	2.44	0.52
1:CA:718:G:H5'	11:CK:117:ASN:HB2	1.90	0.52
1:CA:808:C:P	15:CO:48:LYS:HE3	2.50	0.52
1:CA:996:A:H2'	1:CA:997:U:O4'	2.10	0.52
1:CA:1287:A:C2	1:CA:1353:G:H1'	2.44	0.52
1:CA:1501:C:H5''	1:CA:1502:A:OP2	2.09	0.52
2:CB:102:LEU:HD12	2:CB:102:LEU:N	2.24	0.52
3:CC:11:ARG:O	3:CC:13:GLY:N	2.43	0.52
9:CI:112:LYS:HE3	9:CI:116:LYS:O	2.10	0.52
15:CO:18:PHE:CE1	15:CO:21:ASP:HB2	2.45	0.52
18:CR:45:SER:H	18:CR:51:LEU:HD11	1.74	0.52
20:CT:56:MET:CG	20:CT:88:VAL:HG21	2.35	0.52
22:D0:72:ARG:O	22:D0:75:LEU:HB2	2.10	0.52
30:D8:27:THR:HA	41:DP:62:LEU:HD11	1.91	0.52
30:D8:32:LEU:HB3	30:D8:35:GLN:N	2.24	0.52
31:DA:107:C:C2	31:DA:108:U:C5	2.96	0.52
31:DA:892:G:C5	31:DA:893:C:C5	2.98	0.52
31:DA:1563:G:H2'	31:DA:1564:C:H6	1.73	0.52
31:DA:2801:A:H4'	31:DA:2801(A):A:H5'	1.91	0.52
32:DB:27:C:C4	32:DB:28:C:C4	2.98	0.52
36:DG:107:LEU:HD11	36:DG:178:PHE:CE1	2.44	0.52
36:DG:120:LEU:HB2	36:DG:179:PRO:O	2.09	0.52
41:DP:62:LEU:HD13	41:DP:62:LEU:N	2.20	0.52
42:DQ:7:MET:O	42:DQ:10:ARG:NE	2.39	0.52
46:DU:14:HIS:CD2	46:DU:32:PHE:CB	2.89	0.52
1:AA:349:A:O2'	1:AA:350:G:H5'	2.08	0.52
1:AA:718:G:H5'	11:AK:117:ASN:HB2	1.90	0.52
1:AA:1067:A:H1'	1:AA:1068:G:H8	1.75	0.52
1:AA:1125:U:H2'	1:AA:1126:U:OP2	2.10	0.52
3:AC:73:PRO:HA	3:AC:76:VAL:HG13	1.92	0.52
6:AF:20:ALA:O	6:AF:23:LYS:HB2	2.09	0.52

Continued on next page...

Continued from previous page...

Atom-1	Atom-2	Interatomic distance (Å)	Clash overlap (Å)
9:AI:112:LYS:HE3	9:AI:116:LYS:O	2.10	0.52
10:AJ:32:ALA:HB1	10:AJ:75:ILE:CG1	2.40	0.52
12:AL:47:LYS:CB	12:AL:48:PRO:CD	2.84	0.52
16:AP:14:ASN:N	16:AP:15:PRO:HD3	2.23	0.52
22:B0:1:MET:CB	31:BA:2602:A:H62	2.23	0.52
23:B1:34:THR:HG21	31:BA:387:U:O3'	2.08	0.52
31:BA:17:G:H2'	31:BA:18:C:C6	2.44	0.52
31:BA:271(Q):G:O2'	31:BA:271(R):G:P	2.68	0.52
31:BA:271(T):C:H2'	31:BA:271(T):C:O2	2.09	0.52
31:BA:768:G:O2'	31:BA:1379:A:N6	2.42	0.52
31:BA:993:G:C5'	47:BV:75:PHE:CE2	2.89	0.52
31:BA:995:C:N3	39:BN:4:TYR:CE1	2.77	0.52
31:BA:1488:G:C2	31:BA:1489:U:O2	2.62	0.52
31:BA:1722:A:C2	31:BA:1740:G:H2'	2.44	0.52
33:BD:44:ASN:HB3	33:BD:49:ILE:CA	2.25	0.52
36:BG:25:TYR:CE2	36:BG:32:PRO:HD3	2.44	0.52
39:BN:42:TRP:CB	46:BU:64:ARG:NH1	2.62	0.52
39:BN:78:TYR:HD1	39:BN:79:PRO:HD3	1.73	0.52
46:BU:14:HIS:CD2	46:BU:32:PHE:CB	2.92	0.52
1:CA:175:C:C2	1:CA:176:C:C5	2.98	0.52
1:CA:441:A:H3'	1:CA:442:C:C6	2.44	0.52
1:CA:963:G:H21	10:CJ:55:LYS:CD	2.23	0.52
1:CA:1321:C:H3'	1:CA:1322:C:H5''	1.92	0.52
3:CC:188:LEU:O	3:CC:189:ALA:HB2	2.09	0.52
5:CE:120:THR:O	5:CE:121:LYS:CB	2.57	0.52
8:CH:20:TYR:HD1	8:CH:65:TYR:HD2	1.50	0.52
15:CO:37:ASN:N	15:CO:37:ASN:ND2	2.58	0.52
16:CP:4:ILE:HD12	16:CP:4:ILE:N	2.25	0.52
22:D0:1:MET:CB	31:DA:2602:A:H62	2.23	0.52
27:D5:36:CYS:HG	27:D5:49:CYS:CB	2.20	0.52
31:DA:53:A:H2'	31:DA:54:G:O4'	2.09	0.52
31:DA:287:C:C2	31:DA:288:C:C6	2.98	0.52
31:DA:481:G:C4	31:DA:507:A:C2	2.98	0.52
31:DA:570:G:H2'	31:DA:2030:A:N6	2.25	0.52
31:DA:573:G:O2'	31:DA:574:C:H3'	2.10	0.52
31:DA:727:A:H2	33:DD:9:TYR:CD2	2.27	0.52
31:DA:754:C:H2'	31:DA:755:C:H6	1.74	0.52
31:DA:838:C:H2'	31:DA:839:U:H6	1.74	0.52
31:DA:1721:G:C2	31:DA:1739:U:OP2	2.63	0.52
31:DA:1742:G:H3'	31:DA:1742:G:C8	2.44	0.52
31:DA:2287:A:C4	31:DA:2289:G:N7	2.78	0.52

Continued on next page...

Continued from previous page...

Atom-1	Atom-2	Interatomic distance (Å)	Clash overlap (Å)
31:DA:2557:G:H2'	31:DA:2558:C:C6	2.45	0.52
31:DA:2713:A:C3'	31:DA:2714:G:C5'	2.87	0.52
35:DF:65:TRP:CH2	35:DF:75:HIS:HD2	2.27	0.52
37:DH:153:LYS:HB2	37:DH:154:PRO:CD	2.39	0.52
38:DI:5:LEU:O	38:DI:6:LEU:HD23	2.09	0.52
38:DI:136:VAL:HG22	38:DI:136:VAL:O	2.10	0.52
43:DR:10:LEU:HB3	43:DR:17:ARG:CZ	2.37	0.52
1:AA:152:A:N6	1:AA:170:U:C2	2.77	0.52
1:AA:914:A:O2'	1:AA:915:A:H5'	2.08	0.52
1:AA:1362:C:C2'	1:AA:1363:C:H5''	2.39	0.52
4:AD:17:VAL:HG11	4:AD:197:PRO:HB2	1.92	0.52
10:AJ:89:ASP:C	10:AJ:91:PRO:HD3	2.30	0.52
12:AL:41:ARG:HG2	12:AL:42:THR:N	2.23	0.52
13:AM:71:ARG:O	13:AM:71:ARG:HG3	2.09	0.52
29:B7:5:TRP:NE1	29:B7:7:PRO:HG3	2.24	0.52
31:BA:102:G:C2'	31:BA:103:A:OP2	2.58	0.52
31:BA:143:G:H2'	31:BA:143(A):C:H6	1.75	0.52
31:BA:271(K):U:H3'	31:BA:271(L):U:H5'	1.92	0.52
31:BA:415:A:H2'	31:BA:416:C:H6	1.74	0.52
31:BA:573:G:C6	31:BA:2030:A:H3'	2.45	0.52
31:BA:1469:A:H2'	31:BA:1470:G:O5'	2.10	0.52
31:BA:1592:C:C2'	31:BA:1593:G:H5'	2.40	0.52
31:BA:1987:G:H8	31:BA:1987:G:C5'	2.23	0.52
31:BA:2534:A:C2	31:BA:2535:G:H1'	2.45	0.52
31:BA:2632:A:H1'	34:BE:61:ARG:HH12	1.73	0.52
31:BA:2644:G:O2'	31:BA:2645:G:H5'	2.10	0.52
31:BA:2713:A:C3'	31:BA:2714:G:C5'	2.87	0.52
33:BD:39:LYS:HB2	33:BD:62:TYR:CB	2.29	0.52
33:BD:48:ARG:HG3	33:BD:48:ARG:HH11	1.73	0.52
36:BG:81:LYS:O	36:BG:82:LEU:O	2.27	0.52
39:BN:57:ALA:O	39:BN:58:ASP:CG	2.48	0.52
41:BP:64:LYS:O	41:BP:65:ARG:C	2.48	0.52
48:BW:15:ARG:HA	48:BW:18:ARG:HD2	1.91	0.52
49:BX:82:GLN:CD	49:BX:83:VAL:HG22	2.29	0.52
1:CA:49:U:C2	1:CA:361:G:N2	2.78	0.52
1:CA:130:A:H1'	1:CA:263:A:O2'	2.10	0.52
1:CA:402:G:C6	1:CA:403:C:C4	2.98	0.52
1:CA:447:G:C6	1:CA:485:G:H1'	2.45	0.52
1:CA:1162:C:C2	1:CA:1175:G:N2	2.78	0.52
1:CA:1530:G:OP1	1:CA:1530:G:H4'	2.10	0.52
3:CC:18:TRP:CD1	14:CN:53:LEU:O	2.63	0.52

Continued on next page...

Continued from previous page...

Atom-1	Atom-2	Interatomic distance (Å)	Clash overlap (Å)
6:CF:12:PRO:O	6:CF:14:LEU:N	2.41	0.52
10:CJ:45:ARG:HB2	10:CJ:65:LEU:HB3	1.91	0.52
11:CK:81:ASP:OD2	11:CK:106:LYS:HG2	2.09	0.52
12:CL:119:LYS:HB2	12:CL:120:TYR:HD1	1.74	0.52
20:CT:80:ARG:O	20:CT:84:LEU:HB2	2.09	0.52
22:D0:43:THR:H	31:DA:2331:G:H4'	1.74	0.52
27:D5:27:PRO:HB3	48:DW:23:LEU:CD1	2.39	0.52
31:DA:142:A:H8	31:DA:1408:C:H1'	1.69	0.52
31:DA:358:U:H5	31:DA:359:A:N7	2.08	0.52
31:DA:430:G:H5''	31:DA:431:U:OP2	2.10	0.52
31:DA:897:C:O2'	31:DA:899:A:N7	2.39	0.52
31:DA:1158:C:C2'	31:DA:1159:U:H5'	2.40	0.52
31:DA:1225:G:OP1	47:DV:88:ARG:CB	2.57	0.52
31:DA:2287:A:C5	31:DA:2289:G:C5	2.98	0.52
31:DA:2632:A:C2	34:DE:61:ARG:HD2	2.44	0.52
32:DB:65:C:N4	32:DB:109:C:C2	2.78	0.52
32:DB:102:A:H8	32:DB:102:A:OP2	1.92	0.52
33:DD:176:ARG:O	33:DD:176:ARG:HG3	2.08	0.52
35:DF:199:TRP:CZ2	35:DF:203:GLN:NE2	2.78	0.52
37:DH:85:LYS:NZ	37:DH:145:ALA:CA	2.71	0.52
38:DI:94:ALA:HB2	38:DI:116:LEU:HD23	1.92	0.52
39:DN:128:HIS:O	39:DN:128:HIS:CG	2.62	0.52
41:DP:70:GLN:HG3	41:DP:71:VAL:H	1.75	0.52
45:DT:28:VAL:O	45:DT:29:ARG:CD	2.58	0.52
45:DT:104:ASN:O	45:DT:105:LEU:HG	2.08	0.52
46:DU:95:LEU:C	46:DU:97:ASP:H	2.12	0.52
49:DX:72:LYS:HB2	49:DX:74:PRO:CD	2.39	0.52
51:DZ:121:HIS:CE1	51:DZ:169:GLU:HG2	2.44	0.52
1:AA:1052:U:H2'	1:AA:1055:A:OP1	2.10	0.52
1:AA:1321:C:H5'	1:AA:1322:C:C5'	2.39	0.52
2:AB:204:ASN:HD22	2:AB:205:ASP:N	2.07	0.52
4:AD:109:GLY:O	4:AD:111:ALA:N	2.42	0.52
8:AH:86:ILE:HB	8:AH:133:LEU:HD22	1.92	0.52
12:AL:83:VAL:CG1	12:AL:100:ILE:HG23	2.39	0.52
20:AT:93:GLU:HG2	20:AT:93:GLU:O	2.09	0.52
22:B0:74:ARG:NH2	32:BB:13:A:H8	2.06	0.52
23:B1:19:GLN:CG	23:B1:44:PRO:HG3	2.37	0.52
23:B1:76:ARG:HB3	23:B1:78:LYS:HE3	1.90	0.52
24:B2:30:ARG:H	24:B2:30:ARG:CD	2.10	0.52
25:B3:8:LEU:HD13	25:B3:31:LEU:CD2	2.29	0.52
28:B6:10:LEU:N	28:B6:10:LEU:CD2	2.69	0.52

Continued on next page...

Continued from previous page...

Atom-1	Atom-2	Interatomic distance (Å)	Clash overlap (Å)
31:BA:83:G:H22	31:BA:102:G:HO2'	1.50	0.52
31:BA:775:G:C4	31:BA:794:G:C8	2.97	0.52
31:BA:1038:C:OP2	31:BA:1038:C:H6	1.92	0.52
31:BA:2000:G:OP2	43:BR:3:HIS:CE1	2.63	0.52
31:BA:2662:A:H4'	31:BA:2663:G:O4'	2.10	0.52
31:BA:2688:U:C5	31:BA:2720:U:OP2	2.63	0.52
31:BA:2689:U:C4'	31:BA:2690:C:H5'	2.39	0.52
33:BD:4:LYS:HZ1	33:BD:20:ASP:HA	1.74	0.52
35:BF:53:THR:HG23	35:BF:55:GLY:N	2.24	0.52
41:BP:38:GLN:CG	41:BP:39:LYS:H	2.18	0.52
41:BP:85:LEU:H	41:BP:85:LEU:CD2	2.22	0.52
43:BR:41:ALA:O	43:BR:44:LEU:N	2.43	0.52
43:BR:84:ALA:HB3	43:BR:85:PRO:HD3	1.92	0.52
45:BT:128:GLU:OE1	45:BT:129:ARG:N	2.42	0.52
49:BX:59:VAL:HG22	49:BX:74:PRO:O	2.09	0.52
51:BZ:121:HIS:CE1	51:BZ:169:GLU:HG2	2.44	0.52
1:CA:366:C:O2'	1:CA:367:U:H5''	2.10	0.52
1:CA:685:G:C2	1:CA:686:U:C4	2.98	0.52
1:CA:892:A:C5	1:CA:893:C:C4	2.97	0.52
1:CA:913:A:H4'	1:CA:914:A:O5'	2.10	0.52
1:CA:948:C:C5	13:CM:106:ASN:ND2	2.77	0.52
1:CA:1084:G:OP1	1:CA:1086:U:C4	2.63	0.52
1:CA:1274:G:H22	1:CA:1275:A:H62	1.52	0.52
1:CA:1347:G:C8	9:CI:107:ARG:HB3	2.45	0.52
3:CC:157:ILE:CD1	3:CC:166:GLU:HB2	2.39	0.52
5:CE:101:ILE:HA	5:CE:107:ARG:NH2	2.25	0.52
8:CH:109:ILE:CG2	8:CH:137:VAL:HB	2.40	0.52
9:CI:18:PHE:HB3	9:CI:20:ARG:NH1	2.25	0.52
11:CK:110:ASP:O	18:CR:84:LYS:HD2	2.10	0.52
20:CT:89:ARG:HD2	20:CT:104:LEU:HD11	1.92	0.52
22:D0:53:MET:CE	22:D0:57:PHE:HD1	2.22	0.52
23:D1:10:LYS:HD2	23:D1:14:VAL:HA	1.92	0.52
25:D3:18:ASP:HB2	25:D3:49:LYS:HE3	1.92	0.52
30:D8:4:MET:O	30:D8:62:LEU:CD1	2.58	0.52
31:DA:320:A:OP2	35:DF:137:LYS:HE3	2.09	0.52
31:DA:330:A:HO2'	31:DA:331:A:H8	1.58	0.52
31:DA:754:C:H2'	31:DA:755:C:C6	2.45	0.52
31:DA:784:A:H5'	31:DA:785:G:OP1	2.08	0.52
31:DA:878:A:N6	31:DA:900:A:C8	2.77	0.52
31:DA:1108:U:H2'	31:DA:1109:C:C5'	2.39	0.52
31:DA:1224:C:O2'	47:DV:87:HIS:N	2.43	0.52

Continued on next page...

Continued from previous page...

Atom-1	Atom-2	Interatomic distance (Å)	Clash overlap (Å)
31:DA:2312:U:H4'	36:DG:71:THR:HG21	1.91	0.52
31:DA:2515:C:O2'	31:DA:2516:G:H5'	2.09	0.52
31:DA:2646:C:H2'	31:DA:2647:U:O4'	2.10	0.52
31:DA:2884:U:C5	31:DA:2885:C:C6	2.98	0.52
33:DD:24:ILE:HD11	33:DD:84:TYR:N	2.25	0.52
37:DH:144:VAL:O	37:DH:144:VAL:HG12	2.10	0.52
39:DN:23:LEU:HD13	39:DN:98:VAL:HG12	1.91	0.52
39:DN:57:ALA:O	39:DN:58:ASP:CG	2.48	0.52
44:DS:26:LEU:HA	44:DS:39:ILE:HD13	1.91	0.52
46:DU:31:SER:O	46:DU:33:ARG:N	2.42	0.52
1:AA:114:U:H2'	1:AA:115:G:H8	1.68	0.52
1:AA:132:C:O2'	1:AA:133:U:H5'	2.09	0.52
1:AA:577:G:C4	1:AA:816:A:C2	2.97	0.52
1:AA:658:G:C4	1:AA:659:U:C5	2.98	0.52
1:AA:706:A:H5''	11:AK:22:HIS:CD2	2.45	0.52
1:AA:949:A:C2	1:AA:1233:G:N3	2.78	0.52
4:AD:117:ALA:O	4:AD:121:VAL:HG22	2.09	0.52
5:AE:88:LYS:HB3	5:AE:123:LEU:HB2	1.92	0.52
6:AF:99:ALA:HB3	18:AR:29:PHE:CE2	2.45	0.52
16:AP:26:ARG:HD2	16:AP:31:LYS:O	2.10	0.52
20:AT:14:LYS:HB2	20:AT:17:ARG:NH2	2.25	0.52
25:B3:28:LEU:HA	25:B3:33:GLN:OE1	2.09	0.52
31:BA:639:U:H2'	31:BA:640:C:C6	2.44	0.52
31:BA:672:C:O2'	31:BA:673:C:H5'	2.10	0.52
31:BA:986:C:C2'	31:BA:987:G:H5'	2.40	0.52
31:BA:1720:U:H2'	31:BA:1721:G:O4'	2.10	0.52
31:BA:1803:A:O2'	33:BD:259:THR:HG21	2.10	0.52
31:BA:1819:A:H5''	33:BD:158:ALA:CB	2.40	0.52
31:BA:2850:A:OP2	31:BA:2866:U:C5	2.63	0.52
32:BB:46:A:C6	32:BB:47:C:C4	2.98	0.52
34:BE:1:MET:O	34:BE:2:LYS:C	2.48	0.52
36:BG:52:ILE:HG22	36:BG:54:GLU:HG3	1.91	0.52
39:BN:28:THR:N	39:BN:106:MET:CE	2.73	0.52
39:BN:72:TYR:O	39:BN:73:THR:C	2.48	0.52
42:BQ:21:THR:O	51:BZ:78:LYS:HE2	2.10	0.52
44:BS:26:LEU:HA	44:BS:39:ILE:HD13	1.91	0.52
45:BT:51:ARG:HG3	45:BT:98:LYS:HG3	1.91	0.52
47:BV:28:GLU:CG	47:BV:29:PRO:HD3	2.40	0.52
49:BX:89:ILE:CG2	49:BX:89:ILE:O	2.56	0.52
1:CA:323:U:OP1	20:CT:26:ASN:ND2	2.43	0.52
1:CA:814:A:N7	1:CA:816:A:C4	2.78	0.52

Continued on next page...

Continued from previous page...

Atom-1	Atom-2	Interatomic distance (Å)	Clash overlap (Å)
1:CA:1274:G:N2	1:CA:1275:A:N6	2.57	0.52
1:CA:1446:U:O2'	1:CA:1447:A:H8	1.89	0.52
6:CF:8:ILE:HG22	6:CF:10:LEU:HD11	1.90	0.52
15:CO:3:ILE:HD13	15:CO:3:ILE:N	2.24	0.52
16:CP:8:ARG:O	16:CP:9:PHE:CG	2.62	0.52
20:CT:10:LEU:O	20:CT:12:ALA:N	2.35	0.52
24:D2:48:HIS:O	24:D2:49:LYS:HD3	2.09	0.52
24:D2:51:ARG:O	24:D2:52:ASP:HB3	2.09	0.52
24:D2:55:ARG:H	24:D2:56:GLN:NE2	2.08	0.52
31:DA:643:A:C2	31:DA:644:A:C4	2.97	0.52
31:DA:828:U:H4'	31:DA:831:G:N1	2.25	0.52
31:DA:995:C:O2	46:DU:57:PHE:CD2	2.63	0.52
31:DA:1441:G:H2'	31:DA:1442:G:H8	1.73	0.52
31:DA:1784:A:C4'	31:DA:1785:A:H5''	2.40	0.52
31:DA:1986:A:O2'	31:DA:1987:G:H5''	2.09	0.52
31:DA:1992:G:O2'	31:DA:1993:U:OP2	2.22	0.52
31:DA:2191:G:C2'	31:DA:2192:G:O5'	2.58	0.52
31:DA:2196:C:C2'	31:DA:2197:U:H5'	2.40	0.52
31:DA:2873:A:N3	43:DR:6:SER:HB2	2.25	0.52
38:DI:57:ARG:O	38:DI:60:GLU:HB2	2.10	0.52
39:DN:78:TYR:HD1	39:DN:79:PRO:HD3	1.74	0.52
41:DP:88:LEU:C	41:DP:90:ARG:N	2.60	0.52
44:DS:74:ALA:O	44:DS:77:ALA:HB3	2.08	0.52
47:DV:19:LYS:CG	47:DV:96:ILE:HG22	2.33	0.52
48:DW:82:LEU:HG	48:DW:84:ARG:NH2	2.25	0.52
50:DY:88:LYS:O	50:DY:89:PHE:HB2	2.10	0.52
1:AA:175:C:C2	1:AA:176:C:C5	2.96	0.52
1:AA:1003:G:C2	1:AA:1004:A:H1'	2.45	0.52
1:AA:1118:C:H1'	1:AA:1179:A:C4	2.44	0.52
1:AA:1157:A:H4'	1:AA:1158:C:O5'	2.10	0.52
3:AC:61:ALA:O	3:AC:62:ASP:HB2	2.09	0.52
5:AE:71:LEU:N	5:AE:71:LEU:HD23	2.24	0.52
8:AH:26:VAL:HG22	8:AH:27:PRO:O	2.09	0.52
15:AO:66:LEU:O	15:AO:69:TYR:HB3	2.09	0.52
23:B1:34:THR:CG2	31:BA:387:U:O3'	2.57	0.52
23:B1:87:PRO:HB2	23:B1:91:LYS:HZ2	1.75	0.52
28:B6:15:GLU:CD	28:B6:41:PRO:HG3	2.30	0.52
30:B8:43:GLN:O	30:B8:44:LYS:HD2	2.09	0.52
31:BA:9:U:C4	31:BA:2629:A:C6	2.98	0.52
31:BA:767:U:O2'	31:BA:768:G:H5'	2.09	0.52
31:BA:814:C:C5	41:BP:27:HIS:NE2	2.78	0.52

Continued on next page...

Continued from previous page...

Atom-1	Atom-2	Interatomic distance (Å)	Clash overlap (Å)
31:BA:1250:G:H4'	31:BA:1251:C:OP2	2.10	0.52
31:BA:2312:U:H4'	36:BG:71:THR:HG21	1.92	0.52
35:BF:51:THR:OG1	35:BF:91:GLY:HA3	2.10	0.52
35:BF:53:THR:HG23	35:BF:55:GLY:H	1.74	0.52
37:BH:70:THR:O	37:BH:71:LEU:C	2.48	0.52
37:BH:163:TYR:N	37:BH:163:TYR:CD1	2.78	0.52
39:BN:75:TYR:N	39:BN:75:TYR:HD1	2.07	0.52
1:CA:32:A:H2'	1:CA:33:A:C8	2.45	0.52
1:CA:194:C:H2'	1:CA:195:A:H5''	1.91	0.52
1:CA:472:A:C4'	16:CP:82:GLN:HE22	2.21	0.52
1:CA:683:G:C2	1:CA:708:C:N3	2.78	0.52
1:CA:939:G:H5''	7:CG:102:ARG:NH1	2.25	0.52
1:CA:1184:G:H2'	1:CA:1185:G:H8	1.74	0.52
2:CB:80:ILE:HD13	2:CB:208:ILE:HG23	1.92	0.52
8:CH:29:SER:HB3	8:CH:32:LYS:HD2	1.92	0.52
9:CI:55:ALA:CB	9:CI:58:ARG:HD2	2.39	0.52
11:CK:21:ILE:HG13	11:CK:30:VAL:HG12	1.90	0.52
15:CO:67:LEU:CD2	15:CO:78:TYR:HE1	2.23	0.52
20:CT:93:GLU:HG2	20:CT:93:GLU:O	2.09	0.52
22:D0:50:ASN:HD22	22:D0:83:PRO:HD3	1.75	0.52
23:D1:87:PRO:HB2	23:D1:91:LYS:NZ	2.25	0.52
31:DA:452:G:C2	31:DA:458:G:C5	2.98	0.52
31:DA:869:G:C4	31:DA:870:A:C8	2.97	0.52
31:DA:992:C:C2'	31:DA:993:G:O5'	2.58	0.52
31:DA:1130:U:O2	31:DA:2025:C:H5''	2.10	0.52
31:DA:1331:A:H2'	31:DA:1333:C:C5	2.45	0.52
31:DA:2564:A:C2	31:DA:2647:U:H4'	2.44	0.52
31:DA:2642:G:N2	31:DA:2773:C:C2	2.78	0.52
33:DD:43:ARG:HH11	33:DD:44:ASN:ND2	2.07	0.52
36:DG:76:SER:HB3	36:DG:84:LYS:H	1.74	0.52
38:DI:12:LEU:O	38:DI:12:LEU:HG	2.08	0.52
42:DQ:23:GLY:O	42:DQ:99:PRO:O	2.28	0.52
46:DU:27:LEU:HB3	46:DU:31:SER:HB3	1.92	0.52
49:DX:88:LYS:O	49:DX:89:ILE:HB	2.09	0.52
1:AA:832:C:O2'	1:AA:833:U:P	2.67	0.52
1:AA:1135:U:H4'	1:AA:1136:U:H5	1.74	0.52
3:AC:18:TRP:CD1	14:AN:53:LEU:O	2.63	0.52
4:AD:52:SER:O	4:AD:54:TYR:N	2.42	0.52
4:AD:79:PHE:CD1	4:AD:207:TYR:CD1	2.98	0.52
4:AD:131:ARG:HD3	4:AD:131:ARG:H	1.75	0.52
8:AH:6:ILE:HD12	8:AH:6:ILE:N	2.25	0.52

Continued on next page...

Continued from previous page...

Atom-1	Atom-2	Interatomic distance (Å)	Clash overlap (Å)
12:AL:20:LYS:HD3	12:AL:20:LYS:H	1.75	0.52
15:AO:87:ILE:CG2	15:AO:88:ARG:N	2.72	0.52
20:AT:29:LYS:O	20:AT:33:ILE:HG12	2.09	0.52
20:AT:80:ARG:O	20:AT:84:LEU:HB2	2.08	0.52
20:AT:99:LEU:C	20:AT:100:ILE:HD12	2.30	0.52
22:B0:70:GLN:O	22:B0:77:ARG:HA	2.10	0.52
23:B1:25:LYS:O	23:B1:26:ARG:CB	2.57	0.52
27:B5:2:ALA:HA	31:BA:2015:A:C1'	2.34	0.52
30:B8:30:ARG:O	30:B8:31:HIS:O	2.28	0.52
31:BA:513:A:C2	31:BA:514:A:C5	2.98	0.52
31:BA:528:A:H2	31:BA:2043:C:H5'	1.74	0.52
31:BA:860:U:C5	31:BA:917:A:N7	2.78	0.52
31:BA:918:A:H5''	32:BB:98:G:O2'	2.09	0.52
31:BA:1108:U:H2'	31:BA:1109:C:C5'	2.38	0.52
31:BA:1822:G:H8	31:BA:1822:G:H5'	1.74	0.52
31:BA:2199:A:OP2	31:BA:2200:C:H5	1.93	0.52
31:BA:2850:A:OP2	31:BA:2866:U:H5	1.93	0.52
31:BA:2869:G:H2'	31:BA:2870:C:O4'	2.10	0.52
33:BD:76:PRO:O	33:BD:98:VAL:HG23	2.09	0.52
34:BE:195:LEU:C	34:BE:195:LEU:HD23	2.30	0.52
36:BG:64:THR:HG23	36:BG:65:GLY:N	2.20	0.52
40:BO:9:GLU:O	40:BO:83:ALA:HA	2.10	0.52
40:BO:60:ALA:CB	40:BO:86:ILE:HA	2.39	0.52
44:BS:24:LEU:O	44:BS:85:VAL:HG12	2.10	0.52
47:BV:69:LYS:HB3	47:BV:93:GLU:CD	2.29	0.52
50:BY:42:VAL:HB	50:BY:65:ALA:HB3	1.92	0.52
1:CA:166:G:C4	1:CA:167:G:C8	2.98	0.52
1:CA:987:G:N2	1:CA:1219:U:C2	2.78	0.52
1:CA:1125:U:H2'	1:CA:1126:U:OP2	2.10	0.52
1:CA:1201:A:C1'	1:CA:1202:G:OP2	2.55	0.52
1:CA:1362:C:C2'	1:CA:1363:C:H5''	2.39	0.52
3:CC:156:ARG:NH2	3:CC:161:GLU:HA	2.24	0.52
5:CE:107:ARG:O	5:CE:108:ALA:C	2.48	0.52
7:CG:15:ASP:O	7:CG:19:GLY:HA2	2.10	0.52
23:D1:65:SER:H	23:D1:67:ILE:HD12	1.74	0.52
31:DA:271(H):G:O6	31:DA:271(Q):G:C6	2.63	0.52
31:DA:393:C:C4	31:DA:394:A:N7	2.78	0.52
31:DA:910:A:N7	42:DQ:13:GLN:HB2	2.24	0.52
31:DA:923:C:H2'	31:DA:924:C:H6	1.75	0.52
31:DA:1048:A:OP2	31:DA:1110:G:N1	2.43	0.52
31:DA:2052:G:C2	31:DA:2053:G:C8	2.98	0.52

Continued on next page...

Continued from previous page...

Atom-1	Atom-2	Interatomic distance (Å)	Clash overlap (Å)
31:DA:2475:C:H5''	31:DA:2475:C:C6	2.42	0.52
31:DA:2526:G:C5	31:DA:2527:C:C5	2.97	0.52
31:DA:2602:A:H4'	31:DA:2603:G:O5'	2.10	0.52
31:DA:2632:A:H1'	34:DE:61:ARG:HH12	1.74	0.52
31:DA:2682:U:C6	34:DE:11:MET:HE2	2.44	0.52
32:DB:81:G:O6	32:DB:96:U:O2	2.28	0.52
33:DD:142:VAL:HG23	33:DD:192:THR:O	2.09	0.52
34:DE:201:THR:HG22	34:DE:202:LYS:N	2.25	0.52
48:DW:92:ARG:HG2	48:DW:92:ARG:NH1	2.25	0.52
49:DX:82:GLN:CD	49:DX:83:VAL:HG22	2.30	0.52
49:DX:85:PRO:O	49:DX:86:GLY:C	2.47	0.52
1:AA:63:C:H42	1:AA:104:G:H1	1.58	0.51
1:AA:373:A:H2'	1:AA:374:A:H8	1.76	0.51
1:AA:397:A:N7	1:AA:548:G:C8	2.78	0.51
1:AA:914:A:C2'	1:AA:915:A:H5'	2.40	0.51
1:AA:1154:G:H2'	1:AA:1155:G:H8	1.75	0.51
3:AC:116:VAL:HG21	3:AC:202:ILE:HD11	1.90	0.51
9:AI:18:PHE:HB2	9:AI:62:TYR:O	2.09	0.51
25:B3:52:HIS:CD2	32:BB:83:G:C5'	2.92	0.51
26:B4:23:GLU:O	26:B4:24:THR:CB	2.59	0.51
30:B8:27:THR:HA	41:BP:62:LEU:CD1	2.40	0.51
31:BA:603:A:O2'	31:BA:604:G:OP2	2.27	0.51
31:BA:670:A:H4'	31:BA:671:C:OP1	2.10	0.51
31:BA:1204:A:N1	31:BA:1241:A:H2	2.08	0.51
31:BA:1341:U:N3	49:BX:77:LYS:HE2	2.24	0.51
31:BA:1366:A:H2'	31:BA:1367:A:H5'	1.93	0.51
31:BA:1378:A:O2'	31:BA:1379:A:C5'	2.52	0.51
31:BA:1451:C:N3	31:BA:1459:G:O6	2.43	0.51
31:BA:2273:A:C2'	31:BA:2274:A:H5'	2.40	0.51
31:BA:2484:G:C2	31:BA:2485:G:C8	2.98	0.51
31:BA:2599:G:OP2	33:BD:236:GLY:N	2.43	0.51
31:BA:2840:C:O5'	31:BA:2840:C:H6	1.93	0.51
33:BD:86:PRO:HG2	33:BD:87:ASN:HD21	1.75	0.51
33:BD:182:LEU:O	33:BD:271:ILE:HD12	2.10	0.51
34:BE:51:PHE:CD1	34:BE:52:LEU:N	2.78	0.51
36:BG:43:LEU:HD23	36:BG:88:ILE:HG22	1.92	0.51
37:BH:144:VAL:O	37:BH:144:VAL:HG12	2.09	0.51
39:BN:13:TRP:O	39:BN:135:PRO:HG2	2.09	0.51
39:BN:55:VAL:HG12	39:BN:126:PRO:HA	1.92	0.51
39:BN:131:GLN:OE1	39:BN:134:ARG:HB3	2.10	0.51
42:BQ:134:ARG:O	42:BQ:135:ASP:HB2	2.10	0.51

Continued on next page...

Continued from previous page...

Atom-1	Atom-2	Interatomic distance (Å)	Clash overlap (Å)
43:BR:10:LEU:HB3	43:BR:17:ARG:CZ	2.39	0.51
45:BT:32:TYR:CB	45:BT:81:PRO:HB2	2.40	0.51
45:BT:100:TYR:CD2	45:BT:103:ARG:NH2	2.71	0.51
45:BT:121:ILE:O	45:BT:124:ASP:HB2	2.09	0.51
46:BU:75:ASN:HB2	46:BU:78:THR:HG1	1.70	0.51
48:BW:92:ARG:HG2	48:BW:92:ARG:NH1	2.25	0.51
51:BZ:161:VAL:HG12	51:BZ:161:VAL:O	2.10	0.51
1:CA:1522:U:O2	1:CA:1523:G:C8	2.64	0.51
4:CD:79:PHE:CD1	4:CD:207:TYR:CD1	2.98	0.51
7:CG:92:SER:OG	7:CG:93:PRO:HD2	2.09	0.51
8:CH:30:ARG:O	8:CH:34:GLU:HG2	2.10	0.51
8:CH:86:ILE:HB	8:CH:133:LEU:HD22	1.90	0.51
10:CJ:40:LEU:HD23	10:CJ:40:LEU:H	1.75	0.51
23:D1:87:PRO:O	23:D1:91:LYS:N	2.31	0.51
24:D2:41:ILE:HG12	31:DA:94(A):G:N2	2.25	0.51
28:D6:42:TRP:CE3	28:D6:42:TRP:HA	2.44	0.51
30:D8:39:LYS:O	30:D8:39:LYS:HG2	2.09	0.51
31:DA:49:A:H4'	31:DA:50:U:H5'	1.91	0.51
31:DA:272(D):G:H1	31:DA:364:C:H42	1.58	0.51
31:DA:414:C:H2'	31:DA:415:A:C8	2.46	0.51
31:DA:1494:A:H2'	31:DA:1494:A:N3	2.24	0.51
31:DA:1568:G:H5'	33:DD:60:ARG:HA	1.92	0.51
31:DA:2000:G:OP2	43:DR:3:HIS:CE1	2.63	0.51
31:DA:2517:C:C6	31:DA:2542:A:C2	2.98	0.51
31:DA:2637:U:H2'	31:DA:2638:G:C5'	2.41	0.51
33:DD:85:ASP:HB2	33:DD:92:ILE:CG1	2.39	0.51
33:DD:142:VAL:HG21	33:DD:191:ALA:HB1	1.92	0.51
39:DN:82:LEU:HD12	39:DN:82:LEU:N	2.24	0.51
40:DO:2:ILE:HG13	40:DO:8:LEU:HD11	1.93	0.51
47:DV:25:LEU:CB	47:DV:94:LEU:HD13	2.40	0.51
51:DZ:16:SER:HA	51:DZ:19:ARG:HD2	1.91	0.51
1:AA:194:C:H2'	1:AA:195:A:H5''	1.91	0.51
1:AA:367:U:O2	1:AA:369:C:C6	2.62	0.51
1:AA:592:G:C2	1:AA:648:A:C2	2.99	0.51
1:AA:791:G:C6	1:AA:792:A:N7	2.78	0.51
1:AA:832:C:N4	1:AA:855:G:C6	2.79	0.51
1:AA:936:C:H2'	1:AA:937:A:O4'	2.10	0.51
8:AH:36:LEU:HD23	8:AH:39:LEU:HD23	1.92	0.51
31:BA:146:G:H8	31:BA:146:G:H5'	1.74	0.51
31:BA:624:C:H2'	31:BA:625:G:H5'	1.91	0.51
31:BA:951:C:C2'	31:BA:952:G:H5'	2.40	0.51

Continued on next page...

Continued from previous page...

Atom-1	Atom-2	Interatomic distance (Å)	Clash overlap (Å)
31:BA:993:G:N3	47:BV:91:TYR:HE1	2.07	0.51
31:BA:1412:A:H2'	31:BA:1413:G:C8	2.45	0.51
31:BA:1783:A:C2	31:BA:2587:A:C4	2.98	0.51
31:BA:1952:A:C5	40:BO:22:ILE:HD11	2.45	0.51
31:BA:2022:U:O2'	31:BA:2617:C:H5'	2.10	0.51
31:BA:2394:C:OP1	41:BP:63:PRO:CD	2.40	0.51
33:BD:43:ARG:HH11	33:BD:44:ASN:ND2	2.09	0.51
33:BD:176:ARG:HG2	33:BD:176:ARG:NH1	2.24	0.51
39:BN:128:HIS:CD2	39:BN:128:HIS:O	2.64	0.51
41:BP:16:ARG:O	41:BP:18:ARG:N	2.43	0.51
41:BP:148:LEU:HD22	41:BP:148:LEU:O	2.10	0.51
41:BP:148:LEU:N	41:BP:148:LEU:HD13	2.24	0.51
46:BU:10:ARG:HG2	46:BU:14:HIS:CE1	2.45	0.51
1:CA:723:U:H5''	1:CA:724:G:OP2	2.10	0.51
1:CA:858:G:O6	1:CA:869:G:H3'	2.10	0.51
1:CA:1037:C:H2'	1:CA:1038:C:O4'	2.10	0.51
1:CA:1290:G:N3	1:CA:1290:G:H2'	2.25	0.51
7:CG:12:LEU:HD13	7:CG:24:THR:OG1	2.10	0.51
8:CH:26:VAL:HG22	8:CH:27:PRO:O	2.10	0.51
18:CR:50:ILE:HD11	18:CR:70:ILE:CG2	2.36	0.51
20:CT:24:LEU:C	20:CT:24:LEU:HD13	2.31	0.51
20:CT:53:LEU:HD21	20:CT:92:LEU:HD11	1.92	0.51
31:DA:92:A:O2'	31:DA:93:G:H5'	2.10	0.51
31:DA:271(Q):G:O2'	31:DA:271(R):G:P	2.69	0.51
31:DA:614(A):U:H4'	31:DA:614(B):G:H5''	1.91	0.51
31:DA:634:C:H2'	31:DA:635:C:C6	2.45	0.51
31:DA:644:A:O2'	31:DA:645:C:O2	2.27	0.51
31:DA:754:C:O4'	31:DA:1618:A:H2	1.93	0.51
31:DA:1169:G:N2	31:DA:1181:C:C2	2.77	0.51
31:DA:1385:G:H4'	31:DA:1386:C:OP1	2.09	0.51
31:DA:1489:U:O2'	31:DA:1490:A:H5''	2.10	0.51
31:DA:1685:C:C2'	31:DA:1686:C:O5'	2.59	0.51
31:DA:2473:U:N3	31:DA:2474:C:C6	2.78	0.51
32:DB:46:A:C5	32:DB:47:C:C4	2.98	0.51
33:DD:43:ARG:NH1	33:DD:44:ASN:ND2	2.59	0.51
33:DD:182:LEU:O	33:DD:271:ILE:HD12	2.10	0.51
35:DF:63:LYS:HE2	35:DF:67:GLN:HB3	1.93	0.51
35:DF:205:ARG:C	35:DF:206:ILE:HG13	2.30	0.51
38:DI:29:TYR:C	38:DI:32:PRO:HD2	2.31	0.51
41:DP:85:LEU:H	41:DP:85:LEU:CD2	2.23	0.51
41:DP:148:LEU:HD22	41:DP:148:LEU:O	2.09	0.51

Continued on next page...

Continued from previous page...

Atom-1	Atom-2	Interatomic distance (Å)	Clash overlap (Å)
42:DQ:9:TYR:CD2	42:DQ:9:TYR:C	2.81	0.51
51:DZ:67:LEU:H	51:DZ:67:LEU:HD12	1.76	0.51
1:AA:180:U:H2'	1:AA:181:G:H5'	1.93	0.51
1:AA:250:A:C4'	1:AA:251:G:O5'	2.51	0.51
1:AA:719:C:C5	1:AA:720:C:C4	2.97	0.51
1:AA:872:A:C2	1:AA:874:G:C6	2.98	0.51
1:AA:1128:C:H5'	9:AI:16:ARG:CZ	2.41	0.51
1:AA:1256:A:O3'	1:AA:1257:U:H4'	2.09	0.51
1:AA:1406:U:H2'	1:AA:1407:C:O4'	2.11	0.51
2:AB:97:TRP:CZ3	2:AB:173:ALA:HA	2.45	0.51
7:AG:75:VAL:HG21	7:AG:144:MET:HB3	1.91	0.51
10:AJ:49:VAL:CG1	14:AN:41:ARG:HB2	2.39	0.51
13:AM:61:GLU:HA	13:AM:66:LEU:HD11	1.93	0.51
16:AP:21:VAL:HG22	16:AP:34:GLU:O	2.10	0.51
24:B2:22:GLU:O	24:B2:25:VAL:HG12	2.10	0.51
28:B6:11:LEU:O	28:B6:23:THR:HA	2.10	0.51
30:B8:29:LYS:O	30:B8:30:ARG:C	2.48	0.51
31:BA:143:G:H2'	31:BA:143(A):C:C6	2.46	0.51
31:BA:185:U:H4'	31:BA:218:A:H4'	1.92	0.51
31:BA:271(Q):G:O2'	31:BA:271(R):G:OP2	2.22	0.51
31:BA:992:C:H2'	31:BA:993:G:O5'	2.10	0.51
31:BA:1173:G:H5'	31:BA:1174:A:OP2	2.10	0.51
31:BA:1509(A):A:H2'	31:BA:1509(B):A:C8	2.45	0.51
31:BA:2206:G:H21	31:BA:2207:G:C4'	2.23	0.51
31:BA:2473:U:C2	31:BA:2474:C:C6	2.99	0.51
31:BA:2753:A:O2'	31:BA:2754:U:P	2.69	0.51
32:BB:86:G:H1	32:BB:91:C:N4	2.08	0.51
33:BD:14:ARG:O	33:BD:15:PHE:CD2	2.64	0.51
33:BD:233:HIS:CD2	33:BD:233:HIS:N	2.76	0.51
34:BE:76:ARG:O	34:BE:77:ILE:HG22	2.11	0.51
37:BH:89:ILE:O	37:BH:90:LYS:CB	2.57	0.51
38:BI:133:HIS:CB	38:BI:134:PRO:CD	2.76	0.51
39:BN:30:ILE:O	39:BN:34:LEU:HD22	2.10	0.51
41:BP:70:GLN:HG3	41:BP:71:VAL:H	1.76	0.51
43:BR:9:LYS:O	43:BR:10:LEU:HD23	2.10	0.51
46:BU:64:ARG:NH2	46:BU:64:ARG:CA	2.59	0.51
46:BU:83:LEU:CG	46:BU:88:ILE:HG12	2.40	0.51
1:CA:949:A:C2	1:CA:1233:G:N3	2.79	0.51
1:CA:1052:U:H2'	1:CA:1055:A:OP1	2.10	0.51
1:CA:1207:G:H2'	1:CA:1208:C:C6	2.45	0.51
2:CB:97:TRP:HH2	2:CB:176:GLU:CG	2.23	0.51

Continued on next page...

Continued from previous page...

Atom-1	Atom-2	Interatomic distance (Å)	Clash overlap (Å)
15:CO:55:GLY:HA2	15:CO:58:MET:HE3	1.91	0.51
20:CT:78:ALA:HA	20:CT:81:LYS:HD3	1.91	0.51
23:D1:15:ALA:HA	23:D1:46:LEU:HD21	1.91	0.51
24:D2:26:ARG:O	24:D2:30:ARG:HD3	2.11	0.51
24:D2:50:ILE:O	24:D2:51:ARG:HB3	2.11	0.51
28:D6:15:GLU:CD	28:D6:18:ARG:CD	2.78	0.51
31:DA:573:G:C6	31:DA:2030:A:H3'	2.46	0.51
31:DA:675:A:C6	31:DA:676:A:C6	2.98	0.51
31:DA:810:U:O2	41:DP:33:ARG:HD3	2.09	0.51
31:DA:947:G:N2	31:DA:971:C:C2	2.78	0.51
31:DA:953:A:C2	31:DA:954:G:C8	2.99	0.51
31:DA:993:G:N2	47:DV:91:TYR:OH	2.43	0.51
31:DA:1658:C:H2'	31:DA:1659:U:C6	2.45	0.51
31:DA:2308:G:C2	31:DA:2309:A:C6	2.98	0.51
31:DA:2808:U:O2'	31:DA:2809:A:H5'	2.11	0.51
33:DD:35:LYS:NZ	33:DD:104:TYR:CD1	2.73	0.51
34:DE:195:LEU:HD23	34:DE:195:LEU:C	2.30	0.51
44:DS:12:PHE:CD1	44:DS:12:PHE:O	2.64	0.51
47:DV:25:LEU:C	47:DV:27:ALA:H	2.13	0.51
47:DV:56:SER:O	47:DV:57:VAL:HB	2.10	0.51
1:AA:11:G:C5	1:AA:12:U:C5	2.98	0.51
1:AA:279:A:OP2	17:AQ:95:TYR:OH	2.25	0.51
1:AA:617:G:N1	1:AA:618:C:C5	2.79	0.51
1:AA:1279:A:H2	10:AJ:43:ARG:NH1	2.08	0.51
1:AA:1288:A:H2	1:AA:1352:C:O2	1.94	0.51
2:AB:28:PHE:CD1	2:AB:190:THR:HA	2.46	0.51
10:AJ:39:PRO:HB3	10:AJ:70:ARG:NH1	2.24	0.51
12:AL:86:ARG:HB2	12:AL:101:VAL:CG2	2.41	0.51
31:BA:848:G:N9	31:BA:933:A:H8	2.07	0.51
31:BA:1598:C:H2'	31:BA:1598:C:O2	2.10	0.51
31:BA:2801:A:H4'	31:BA:2801(A):A:H5'	1.92	0.51
31:BA:2859:G:C8	31:BA:2859:G:C3'	2.93	0.51
32:BB:15:A:H2'	32:BB:16:G:OP1	2.09	0.51
35:BF:1:MET:O	35:BF:2:LYS:C	2.48	0.51
39:BN:78:TYR:HD1	39:BN:79:PRO:N	2.09	0.51
44:BS:53:SER:O	44:BS:56:LEU:N	2.37	0.51
49:BX:52:VAL:HB	49:BX:80:ILE:CG2	2.41	0.51
50:BY:52:SER:O	50:BY:54:LYS:N	2.43	0.51
50:BY:88:LYS:HZ3	50:BY:93:GLY:HA3	1.75	0.51
1:CA:20:U:H2'	1:CA:21:G:O4'	2.10	0.51
1:CA:401:C:OP1	4:CD:73:ARG:HD2	2.09	0.51

Continued on next page...

Continued from previous page...

Atom-1	Atom-2	Interatomic distance (Å)	Clash overlap (Å)
1:CA:577:G:C2	1:CA:578:C:C6	2.98	0.51
1:CA:611:A:N6	1:CA:629:G:H1	2.09	0.51
1:CA:776:G:HO2'	1:CA:777:A:P	2.33	0.51
1:CA:938:A:N6	1:CA:939:G:C6	2.78	0.51
1:CA:1125:U:O4	10:CJ:5:ARG:HD2	2.10	0.51
1:CA:1321:C:C4	1:CA:1322:C:C4	2.99	0.51
1:CA:1350:A:OP1	9:CI:121:ARG:HG3	2.10	0.51
1:CA:1490:C:O2'	1:CA:1491:G:H5'	2.11	0.51
2:CB:87:ARG:NE	2:CB:233:SER:HB3	2.23	0.51
3:CC:7:PRO:O	3:CC:11:ARG:HG2	2.11	0.51
10:CJ:48:THR:HA	10:CJ:62:HIS:HB3	1.93	0.51
20:CT:99:LEU:C	20:CT:100:ILE:HD12	2.30	0.51
23:D1:64:ALA:O	23:D1:65:SER:HB3	2.09	0.51
31:DA:102:G:C8	31:DA:102:G:C5'	2.82	0.51
31:DA:610:G:H2'	31:DA:611:C:H6	1.74	0.51
31:DA:614:U:O2	31:DA:614:U:O4'	2.26	0.51
31:DA:1001:A:H2'	31:DA:1002:G:O4'	2.10	0.51
31:DA:1497:U:C5'	31:DA:1498:C:C5	2.90	0.51
31:DA:1790:C:C5'	31:DA:1791:A:OP1	2.50	0.51
31:DA:2360:A:O2'	31:DA:2361:A:C5'	2.59	0.51
31:DA:2464:C:O2'	31:DA:2465:C:OP2	2.28	0.51
32:DB:15:A:C2'	32:DB:16:G:OP1	2.57	0.51
33:DD:53:PHE:CD1	33:DD:219:PRO:O	2.64	0.51
33:DD:70:TRP:CZ3	33:DD:146:GLU:OE2	2.57	0.51
34:DE:70:ALA:O	34:DE:71:GLY:C	2.48	0.51
36:DG:115:ARG:NH1	36:DG:136:ARG:HG3	2.25	0.51
39:DN:99:LEU:O	39:DN:103:VAL:HG23	2.11	0.51
43:DR:60:LEU:HD23	43:DR:61:HIS:N	2.25	0.51
46:DU:33:ARG:O	46:DU:36:ARG:N	2.44	0.51
46:DU:92:ARG:HB3	46:DU:95:LEU:HD12	1.91	0.51
49:DX:21:PHE:N	49:DX:21:PHE:CD1	2.79	0.51
49:DX:40:LYS:O	49:DX:42:ALA:N	2.35	0.51
50:DY:54:LYS:O	50:DY:55:TYR:O	2.28	0.51
50:DY:76:CYS:O	50:DY:99:CYS:SG	2.68	0.51
51:DZ:12:GLY:O	51:DZ:13:GLU:HG3	2.10	0.51
51:DZ:44:PHE:C	51:DZ:44:PHE:CD1	2.83	0.51
1:AA:685:G:N2	1:AA:686:U:C4	2.78	0.51
1:AA:1206:G:O4'	3:AC:194:GLY:HA2	2.10	0.51
1:AA:1277:C:O2'	1:AA:1279:A:H1'	2.10	0.51
1:AA:1290:G:H2'	1:AA:1290:G:N3	2.25	0.51
2:AB:219:VAL:O	2:AB:222:ILE:HB	2.10	0.51

Continued on next page...

Continued from previous page...

Atom-1	Atom-2	Interatomic distance (Å)	Clash overlap (Å)
4:AD:203:VAL:HG12	4:AD:204:ILE:N	2.24	0.51
13:AM:19:LEU:HB3	13:AM:25:ILE:HG21	1.93	0.51
15:AO:63:ARG:O	15:AO:67:LEU:HB2	2.10	0.51
20:AT:67:ALA:HB2	20:AT:77:ALA:HB2	1.93	0.51
27:B5:51:TYR:HD2	27:B5:52:TYR:CZ	2.25	0.51
30:B8:4:MET:O	30:B8:62:LEU:CD1	2.59	0.51
31:BA:49:A:H3'	31:BA:50:U:H5'	1.93	0.51
31:BA:272(G):C:N4	31:BA:363(C):G:H1	2.07	0.51
31:BA:445:C:C2'	31:BA:446:G:H5'	2.40	0.51
31:BA:460:A:C2	31:BA:470:A:C5	2.98	0.51
31:BA:580:C:H2'	31:BA:581:C:C6	2.45	0.51
31:BA:848:G:N3	31:BA:933:A:H1'	2.25	0.51
31:BA:960:A:H61	42:BQ:82:ARG:HH21	1.58	0.51
31:BA:1204:A:C2	31:BA:1241:A:N1	2.79	0.51
31:BA:1349:A:N6	31:BA:1598:C:N4	2.58	0.51
31:BA:1434:A:H61	31:BA:1558:A:H62	1.58	0.51
31:BA:1719:G:O2'	31:BA:1720:U:H5'	2.11	0.51
31:BA:1856:G:H2'	31:BA:1857:G:H5'	1.93	0.51
31:BA:2094:G:H5'	38:BI:25:TYR:CD2	2.46	0.51
32:BB:35:U:O2'	32:BB:36:C:H5'	2.10	0.51
33:BD:35:LYS:HE3	33:BD:63:ARG:C	2.30	0.51
33:BD:266:SER:O	33:BD:267:SER:HB2	2.10	0.51
38:BI:29:TYR:C	38:BI:32:PRO:HD2	2.30	0.51
41:BP:16:ARG:C	41:BP:16:ARG:HH11	2.13	0.51
46:BU:31:SER:O	46:BU:33:ARG:N	2.43	0.51
47:BV:83:ARG:NH1	47:BV:83:ARG:HG2	2.24	0.51
1:CA:438:G:H4'	4:CD:123:HIS:ND1	2.26	0.51
1:CA:818:G:HO2'	1:CA:820:U:H6	1.55	0.51
1:CA:827:U:N3	1:CA:870:U:C4	2.79	0.51
2:CB:23:ARG:O	2:CB:23:ARG:HG2	2.11	0.51
6:CF:30:LEU:O	6:CF:35:ALA:N	2.42	0.51
7:CG:72:ARG:O	7:CG:73:MET:HG3	2.09	0.51
24:D2:57:ILE:HG23	24:D2:57:ILE:O	2.10	0.51
28:D6:42:TRP:HA	28:D6:42:TRP:HE3	1.74	0.51
30:D8:31:HIS:O	30:D8:32:LEU:C	2.49	0.51
30:D8:62:LEU:N	30:D8:63:PRO:HD2	2.26	0.51
31:DA:142:A:H5''	31:DA:142(A):C:C5	2.45	0.51
31:DA:271(K):U:H3'	31:DA:271(L):U:H5'	1.92	0.51
31:DA:594:U:H2'	31:DA:595:C:C6	2.45	0.51
31:DA:667:U:H2'	31:DA:668:G:H5'	1.92	0.51
31:DA:719:C:O5'	31:DA:719:C:H6	1.93	0.51

Continued on next page...

Continued from previous page...

Atom-1	Atom-2	Interatomic distance (Å)	Clash overlap (Å)
31:DA:870:A:C2	31:DA:908:C:C2	2.99	0.51
31:DA:993:G:N3	47:DV:91:TYR:CE1	2.78	0.51
31:DA:1171:G:N7	31:DA:1173:G:H1'	2.26	0.51
31:DA:1288:U:C2	31:DA:1327:C:C2	2.99	0.51
31:DA:1484:G:H22	31:DA:1505:C:H5	1.57	0.51
31:DA:1569:A:O2'	33:DD:38:LYS:HE2	2.11	0.51
31:DA:1797:C:O2'	33:DD:259:THR:HB	2.09	0.51
31:DA:2294:C:OP1	44:DS:92:TYR:HE1	1.92	0.51
31:DA:2830:G:N3	31:DA:2883:A:H2	2.09	0.51
31:DA:2870:C:H5''	43:DR:65:LEU:HD21	1.91	0.51
34:DE:114:ALA:HB3	34:DE:160:TYR:HB3	1.93	0.51
37:DH:89:ILE:O	37:DH:90:LYS:CB	2.58	0.51
37:DH:105:LEU:H	37:DH:105:LEU:HD13	1.75	0.51
39:DN:75:TYR:N	39:DN:75:TYR:CD1	2.78	0.51
45:DT:65:LYS:HG3	45:DT:66:VAL:N	2.25	0.51
47:DV:62:LEU:HB3	47:DV:98:GLU:HA	1.92	0.51
51:DZ:51:ALA:O	51:DZ:52:SER:HB3	2.10	0.51
1:AA:630:G:H2'	1:AA:630:G:N3	2.25	0.51
1:AA:750:G:C2	1:AA:751:U:C6	2.99	0.51
1:AA:967:C:H5''	1:AA:968:A:OP2	2.11	0.51
1:AA:1530:G:OP1	1:AA:1530:G:H4'	2.10	0.51
4:AD:75:PHE:CE2	4:AD:93:PHE:HZ	2.29	0.51
6:AF:15:ASP:C	6:AF:17:SER:H	2.13	0.51
8:AH:10:LEU:HD23	8:AH:10:LEU:H	1.73	0.51
19:AS:51:VAL:HG21	19:AS:71:LEU:HB3	1.93	0.51
20:AT:32:ALA:O	20:AT:36:LEU:HD23	2.10	0.51
31:BA:139(A):G:H2'	31:BA:140:G:O5'	2.11	0.51
31:BA:613:G:N2	31:BA:614(C):A:O2'	2.44	0.51
31:BA:1048:A:OP2	31:BA:1110:G:N1	2.44	0.51
31:BA:1276:A:C2	31:BA:1277:G:C8	2.98	0.51
31:BA:1857:G:C6	31:BA:1858:G:N1	2.78	0.51
31:BA:2400:G:C5	31:BA:2401:U:C5	2.98	0.51
31:BA:2803:C:H2'	31:BA:2804:C:O4'	2.11	0.51
31:BA:2808:U:C2'	31:BA:2809:A:H5'	2.40	0.51
33:BD:85:ASP:HB2	33:BD:92:ILE:CG1	2.41	0.51
37:BH:116:GLU:HG3	37:BH:117:PRO:HD2	1.92	0.51
37:BH:153:LYS:HG2	37:BH:154:PRO:N	2.25	0.51
39:BN:78:TYR:CD1	39:BN:79:PRO:CB	2.94	0.51
39:BN:87:LEU:HD22	39:BN:87:LEU:O	2.10	0.51
40:BO:31:LYS:C	40:BO:32:TYR:CD1	2.84	0.51
42:BQ:70:PRO:HA	42:BQ:95:ALA:HB2	1.93	0.51

Continued on next page...

Continued from previous page...

Atom-1	Atom-2	Interatomic distance (Å)	Clash overlap (Å)
47:BV:18:LEU:HD22	47:BV:19:LYS:N	2.25	0.51
50:BY:2:ARG:C	50:BY:4:LYS:N	2.63	0.51
1:CA:66:G:C2	1:CA:67:C:C6	2.98	0.51
1:CA:630:G:N3	1:CA:630:G:H2'	2.25	0.51
1:CA:1202:G:C2'	1:CA:1203:C:H5'	2.41	0.51
1:CA:1240:U:P	7:CG:116:ALA:HB2	2.51	0.51
1:CA:1305:G:H5'	21:CU:4:GLY:HA3	1.92	0.51
2:CB:97:TRP:CH2	2:CB:176:GLU:OE2	2.64	0.51
2:CB:130:ARG:HE	2:CB:130:ARG:HA	1.76	0.51
3:CC:206:GLU:HG2	3:CC:207:VAL:H	1.76	0.51
7:CG:47:CYS:O	7:CG:50:ILE:HB	2.10	0.51
10:CJ:75:ILE:HG13	10:CJ:76:ASN:H	1.75	0.51
12:CL:24:VAL:HG13	12:CL:98:TYR:HE2	1.75	0.51
27:D5:9:LYS:HA	31:DA:2017:U:O2'	2.11	0.51
31:DA:183:C:C2'	31:DA:184:C:H5'	2.41	0.51
31:DA:272(J):C:H42	31:DA:363(A):A:N6	2.08	0.51
31:DA:287:C:H42	31:DA:354:G:H1	1.58	0.51
31:DA:470:A:C2	31:DA:471:A:C4	2.98	0.51
31:DA:513:A:C2	31:DA:514:A:C5	2.99	0.51
31:DA:926:A:H5''	31:DA:926:A:C8	2.45	0.51
31:DA:1366:A:H2'	31:DA:1367:A:H5'	1.92	0.51
31:DA:1441:G:H2'	31:DA:1442:G:C8	2.46	0.51
31:DA:1822:G:C5'	31:DA:1822:G:C8	2.94	0.51
31:DA:2187:G:N7	31:DA:2188:C:C4	2.79	0.51
31:DA:2632:A:O2'	34:DE:61:ARG:NH2	2.44	0.51
37:DH:138:LYS:O	37:DH:139:GLN:C	2.49	0.51
37:DH:138:LYS:O	37:DH:140:LYS:N	2.44	0.51
38:DI:86:THR:HG23	38:DI:122:GLU:OE2	2.11	0.51
38:DI:120:ILE:HG22	38:DI:121:LYS:N	2.26	0.51
41:DP:6:LEU:HD12	41:DP:8:PRO:HB2	1.92	0.51
42:DQ:69:PHE:CG	42:DQ:70:PRO:HD2	2.46	0.51
43:DR:21:TYR:CZ	43:DR:43:GLU:HG2	2.45	0.51
46:DU:91:ASP:O	46:DU:95:LEU:HB2	2.11	0.51
47:DV:38:LEU:HG	47:DV:39:LEU:H	1.76	0.51
48:DW:92:ARG:O	48:DW:93:ALA:HB3	2.09	0.51
49:DX:21:PHE:N	49:DX:21:PHE:HD1	2.08	0.51
49:DX:83:VAL:O	49:DX:84:ALA:CB	2.58	0.51
1:AA:130:A:C8	17:AQ:63:ARG:HG3	2.46	0.51
1:AA:193:C:H2'	1:AA:194:C:C6	2.43	0.51
1:AA:577:G:C2	1:AA:578:C:C6	2.99	0.51
1:AA:1233:G:H2'	1:AA:1234:C:C6	2.46	0.51

Continued on next page...

Continued from previous page...

Atom-1	Atom-2	Interatomic distance (Å)	Clash overlap (Å)
1:AA:1271:G:H5'	1:AA:1314:C:H5'	1.92	0.51
1:AA:1418:A:H2	31:BA:1948:G:N3	2.08	0.51
3:AC:11:ARG:O	3:AC:13:GLY:N	2.43	0.51
5:AE:7:GLU:HG2	5:AE:112:LEU:HD22	1.92	0.51
5:AE:105:VAL:HG21	5:AE:128:PRO:HA	1.92	0.51
6:AF:7:ASN:O	6:AF:88:VAL:HA	2.11	0.51
8:AH:5:PRO:O	8:AH:8:ASP:HB3	2.11	0.51
10:AJ:26:ALA:HB1	10:AJ:29:ARG:NH2	2.24	0.51
10:AJ:44:VAL:HG22	10:AJ:66:ARG:HG2	1.92	0.51
11:AK:62:GLN:O	11:AK:64:ALA:N	2.43	0.51
11:AK:80:VAL:O	11:AK:106:LYS:HB3	2.11	0.51
12:AL:5:PRO:HB2	12:AL:10:LEU:HD21	1.93	0.51
12:AL:27:LEU:C	12:AL:29:GLY:N	2.64	0.51
30:B8:61:LEU:C	30:B8:63:PRO:HD2	2.30	0.51
31:BA:1022:G:C5	31:BA:1140:C:N4	2.79	0.51
31:BA:1464:C:O2'	31:BA:1528:A:C8	2.62	0.51
31:BA:1890:A:C2'	31:BA:1891:G:H5'	2.40	0.51
31:BA:2287:A:C5	31:BA:2289:G:C5	2.99	0.51
31:BA:2294:C:OP1	44:BS:92:TYR:HE1	1.93	0.51
31:BA:2536:G:C6	31:BA:2537:U:C4	2.98	0.51
32:BB:10:C:C2'	32:BB:11:C:H5'	2.41	0.51
32:BB:40:U:C2'	32:BB:41:U:OP1	2.58	0.51
32:BB:41:U:C2'	32:BB:42:C:OP1	2.59	0.51
35:BF:24:LEU:O	35:BF:25:PRO:C	2.47	0.51
35:BF:24:LEU:CB	35:BF:25:PRO:HD2	2.35	0.51
38:BI:51:ILE:O	38:BI:51:ILE:CG2	2.58	0.51
39:BN:30:ILE:HG22	39:BN:34:LEU:CD2	2.41	0.51
39:BN:62:VAL:CG2	39:BN:66:LYS:HG3	2.40	0.51
41:BP:149:GLU:O	41:BP:149:GLU:HG3	2.10	0.51
45:BT:28:VAL:HG13	45:BT:46:GLU:HA	1.92	0.51
47:BV:25:LEU:HD12	47:BV:94:LEU:HD22	1.93	0.51
47:BV:66:ARG:HD3	47:BV:67:GLY:N	2.24	0.51
49:BX:73:ARG:O	49:BX:74:PRO:O	2.28	0.51
50:BY:46:LYS:O	50:BY:47:LYS:NZ	2.36	0.51
51:BZ:9:TYR:CE2	51:BZ:61:LEU:HD13	2.46	0.51
1:CA:63:C:O2'	1:CA:380:G:H4'	2.10	0.51
1:CA:355:C:C4	1:CA:356:A:N7	2.79	0.51
1:CA:1128:C:H5'	9:CI:16:ARG:HH22	1.75	0.51
1:CA:1154:G:H2'	1:CA:1155:G:H8	1.74	0.51
1:CA:1505:G:H4'	1:CA:1506:U:C5'	2.38	0.51
4:CD:31:CYS:SG	4:CD:31:CYS:O	2.69	0.51

Continued on next page...

Continued from previous page...

Atom-1	Atom-2	Interatomic distance (Å)	Clash overlap (Å)
11:CK:29:ILE:HB	11:CK:44:SER:HB2	1.92	0.51
16:CP:16:HIS:O	16:CP:17:TYR:O	2.28	0.51
31:DA:386:G:H4'	31:DA:387:U:OP2	2.11	0.51
31:DA:911:A:N9	42:DQ:9:TYR:OH	2.43	0.51
31:DA:1173:G:H5'	31:DA:1174:A:OP2	2.10	0.51
31:DA:1488:G:C2	31:DA:1489:U:O2	2.63	0.51
31:DA:1503:U:H6	31:DA:1503:U:H3'	1.76	0.51
31:DA:1528:A:O2'	31:DA:1528(A):A:C8	2.61	0.51
31:DA:1952:A:C6	31:DA:1953:A:N1	2.77	0.51
32:DB:6:C:C2	32:DB:116:G:N2	2.78	0.51
36:DG:43:LEU:HD23	36:DG:88:ILE:HG22	1.92	0.51
36:DG:71:THR:HB	36:DG:89:GLY:HA3	1.92	0.51
39:DN:3:THR:O	39:DN:4:TYR:CG	2.64	0.51
45:DT:32:TYR:CD2	45:DT:81:PRO:O	2.64	0.51
51:DZ:161:VAL:HG12	51:DZ:161:VAL:O	2.09	0.51
1:AA:401:C:OP1	4:AD:73:ARG:HD2	2.11	0.51
1:AA:1287:A:C2	1:AA:1353:G:H1'	2.45	0.51
1:AA:1388:C:H2'	1:AA:1389:C:C6	2.45	0.51
8:AH:120:THR:H	8:AH:123:GLU:HB2	1.75	0.51
14:AN:24:CYS:HB3	14:AN:27:CYS:O	2.11	0.51
15:AO:74:ASP:OD2	15:AO:77:ARG:HG2	2.11	0.51
22:B0:48:GLY:HA3	22:B0:80:HIS:ND1	2.26	0.51
22:B0:55:ARG:HG3	31:BA:2365:G:OP1	2.11	0.51
31:BA:263:C:H2'	31:BA:264:C:O4'	2.11	0.51
31:BA:479:A:H4'	31:BA:480:A:OP1	2.11	0.51
31:BA:1484:G:N2	31:BA:1505:C:C5	2.79	0.51
31:BA:2632:A:C2	34:BE:61:ARG:HD2	2.46	0.51
38:BI:82:ARG:O	38:BI:89:TYR:HB2	2.10	0.51
38:BI:99:GLU:HG3	38:BI:103:ARG:CZ	2.40	0.51
39:BN:17:ASP:C	39:BN:19:GLU:H	2.14	0.51
39:BN:28:THR:N	39:BN:106:MET:HE1	2.26	0.51
40:BO:61:VAL:O	40:BO:61:VAL:HG13	2.11	0.51
42:BQ:141:GLN:OXT	51:BZ:98:MET:HB2	2.10	0.51
44:BS:34:HIS:CE1	44:BS:54:LEU:CB	2.94	0.51
45:BT:128:GLU:O	45:BT:130:ALA:N	2.43	0.51
46:BU:47:TYR:HA	46:BU:50:ARG:NH2	2.26	0.51
50:BY:39:VAL:CG1	50:BY:40:GLU:H	2.04	0.51
51:BZ:12:GLY:O	51:BZ:13:GLU:HG3	2.11	0.51
51:BZ:39:VAL:HG23	51:BZ:40:ASP:N	2.25	0.51
1:CA:504:C:H2'	1:CA:504:C:O2	2.10	0.51
1:CA:658:G:C1'	15:CO:22:THR:HB	2.41	0.51

Continued on next page...

Continued from previous page...

Atom-1	Atom-2	Interatomic distance (Å)	Clash overlap (Å)
1:CA:706:A:H5''	11:CK:22:HIS:CD2	2.46	0.51
8:CH:134:ILE:O	8:CH:135:CYS:HB3	2.11	0.51
15:CO:66:LEU:O	15:CO:69:TYR:HB3	2.11	0.51
17:CQ:65:ILE:HD12	17:CQ:65:ILE:N	2.26	0.51
22:D0:50:ASN:O	22:D0:62:LEU:HB2	2.11	0.51
24:D2:31:GLU:HG2	24:D2:37:PHE:CD1	2.41	0.51
24:D2:41:ILE:CG1	31:DA:94(A):G:N2	2.74	0.51
27:D5:36:CYS:SG	27:D5:49:CYS:HB3	2.51	0.51
28:D6:24:GLU:HA	28:D6:24:GLU:OE1	2.11	0.51
31:DA:271(Q):G:C2	31:DA:271(R):G:C5	2.99	0.51
31:DA:560:C:H5'	46:DU:52:ARG:HH12	1.76	0.51
31:DA:1144:G:C6	31:DA:1145:C:N4	2.79	0.51
31:DA:1250:G:H4'	31:DA:1251:C:OP2	2.10	0.51
31:DA:1788:C:H2'	31:DA:1789:A:C8	2.46	0.51
31:DA:2543:G:H8	31:DA:2543:G:H5'	1.76	0.51
31:DA:2740:A:C6	31:DA:2764:A:C8	2.99	0.51
31:DA:2808:U:H2'	31:DA:2809:A:H5'	1.91	0.51
31:DA:2808:U:N3	31:DA:2892:A:C6	2.78	0.51
33:DD:27:THR:O	33:DD:28:GLU:HB2	2.10	0.51
34:DE:24:THR:HB	34:DE:186:GLY:O	2.11	0.51
35:DF:39:TRP:O	35:DF:43:LYS:HG2	2.10	0.51
37:DH:40:GLU:O	37:DH:41:MET:CB	2.57	0.51
37:DH:83:TYR:HA	37:DH:135:GLY:O	2.11	0.51
37:DH:144:VAL:HA	37:DH:147:ASN:OD1	2.11	0.51
38:DI:93:THR:HG22	38:DI:119:PRO:HB3	1.91	0.51
41:DP:85:LEU:HB3	41:DP:114:ILE:HD12	1.92	0.51
49:DX:92:LEU:O	49:DX:93:GLU:HB3	2.11	0.51
50:DY:2:ARG:C	50:DY:4:LYS:N	2.64	0.51
1:AA:163:C:H2'	1:AA:164:U:H6	1.71	0.51
1:AA:170:U:O2'	1:AA:171:A:H5'	2.11	0.51
1:AA:181:G:N2	1:AA:183:G:N2	2.59	0.51
1:AA:380:G:C2	1:AA:384:G:N1	2.79	0.51
1:AA:858:G:O6	1:AA:869:G:H3'	2.10	0.51
1:AA:986:A:C6	1:AA:1220:G:C2	2.98	0.51
1:AA:1162:C:C2	1:AA:1175:G:N2	2.79	0.51
1:AA:1347:G:C8	9:AI:107:ARG:HB3	2.46	0.51
1:AA:1418:A:N3	31:BA:1959:G:H1'	2.26	0.51
2:AB:97:TRP:HH2	2:AB:176:GLU:CG	2.24	0.51
3:AC:6:HIS:NE2	3:AC:184:TYR:CE2	2.78	0.51
3:AC:113:ALA:C	3:AC:115:LEU:N	2.65	0.51
15:AO:67:LEU:CD2	15:AO:78:TYR:CE1	2.94	0.51

Continued on next page...

Continued from previous page...

Atom-1	Atom-2	Interatomic distance (Å)	Clash overlap (Å)
18:AR:50:ILE:HD11	18:AR:70:ILE:CG2	2.33	0.51
28:B6:40:CYS:SG	28:B6:45:LYS:CD	2.99	0.51
31:BA:34:C:HO2'	31:BA:35:G:P	2.34	0.51
31:BA:52:A:C2'	31:BA:53:A:H5'	2.40	0.51
31:BA:445:C:OP1	46:BU:2:PRO:HA	2.11	0.51
31:BA:786:C:C2'	31:BA:787:U:H5'	2.40	0.51
31:BA:1374:G:C5	31:BA:1375:C:C4	2.99	0.51
31:BA:1385:G:H4'	31:BA:1386:C:OP1	2.11	0.51
31:BA:2377:A:H4'	44:BS:107:GLU:CG	2.41	0.51
31:BA:2475:C:H5''	31:BA:2475:C:C6	2.38	0.51
31:BA:2492:U:H2'	31:BA:2493:U:H6	1.76	0.51
32:BB:2:C:H2'	32:BB:3:C:C6	2.45	0.51
33:BD:83:GLU:OE1	33:BD:104:TYR:OH	2.27	0.51
35:BF:119:ARG:HG2	35:BF:119:ARG:O	2.10	0.51
36:BG:16:ARG:NE	36:BG:31:VAL:HG11	2.26	0.51
37:BH:13:LYS:HE2	37:BH:13:LYS:HA	1.93	0.51
37:BH:89:ILE:O	37:BH:90:LYS:CG	2.57	0.51
42:BQ:7:MET:O	42:BQ:10:ARG:NE	2.41	0.51
42:BQ:34:LEU:CD1	42:BQ:129:THR:HB	2.41	0.51
48:BW:6:ILE:HA	48:BW:103:ILE:O	2.11	0.51
1:CA:17:U:C2	1:CA:18:C:C5	2.99	0.51
1:CA:343:U:H2'	1:CA:346:G:O6	2.11	0.51
3:CC:199:LYS:HB3	3:CC:201:TYR:HE1	1.76	0.51
6:CF:18:GLN:O	6:CF:21:LEU:HB2	2.11	0.51
6:CF:99:ALA:HB3	18:CR:29:PHE:CE2	2.46	0.51
8:CH:6:ILE:HD12	8:CH:6:ILE:N	2.26	0.51
8:CH:13:ILE:O	8:CH:17:THR:HG23	2.11	0.51
10:CJ:82:ILE:HG22	10:CJ:82:ILE:O	2.09	0.51
12:CL:83:VAL:CG1	12:CL:100:ILE:HG23	2.41	0.51
12:CL:86:ARG:HB2	12:CL:101:VAL:HG23	1.93	0.51
23:D1:49:VAL:HB	23:D1:64:ALA:HB2	1.92	0.51
30:D8:4:MET:O	30:D8:62:LEU:HD12	2.10	0.51
31:DA:90:U:O4'	31:DA:90:U:O2	2.27	0.51
31:DA:409:C:O2'	31:DA:410:G:H5'	2.11	0.51
31:DA:1494:A:N3	31:DA:1494:A:C2'	2.74	0.51
31:DA:1670:C:O2	34:DE:129:HIS:CE1	2.57	0.51
31:DA:2315:G:H2'	31:DA:2316:C:H6	1.73	0.51
31:DA:2335:A:C8	31:DA:2337:G:N7	2.79	0.51
31:DA:2377:A:H4'	44:DS:107:GLU:CG	2.41	0.51
31:DA:2830:G:C5'	31:DA:2830:G:C8	2.93	0.51
32:DB:45:A:H2'	32:DB:46:A:H5'	1.93	0.51

Continued on next page...

Continued from previous page...

Atom-1	Atom-2	Interatomic distance (Å)	Clash overlap (Å)
33:DD:48:ARG:NH1	33:DD:48:ARG:HG3	2.26	0.51
33:DD:149:PRO:O	33:DD:150:LYS:HB2	2.11	0.51
37:DH:156:ALA:O	37:DH:157:TYR:C	2.48	0.51
40:DO:71:ARG:HE	40:DO:105:GLU:CD	2.14	0.51
41:DP:8:PRO:O	41:DP:9:ASN:C	2.49	0.51
41:DP:45:LEU:HD22	41:DP:46:LYS:N	2.25	0.51
42:DQ:75:THR:CA	42:DQ:88:GLY:HA2	2.41	0.51
42:DQ:97:VAL:HG21	42:DQ:103:MET:CE	2.41	0.51
46:DU:65:ILE:CG1	46:DU:96:ALA:HB3	2.41	0.51
48:DW:45:TYR:O	48:DW:46:PHE:C	2.49	0.51
51:DZ:14:LYS:HB2	51:DZ:17:ALA:HB3	1.93	0.51
1:AA:102:G:N3	1:AA:103:C:C6	2.78	0.51
1:AA:817:C:H4'	1:AA:818:G:OP1	2.11	0.51
1:AA:963:G:H21	10:AJ:55:LYS:CD	2.25	0.51
1:AA:1274:G:N2	1:AA:1275:A:N6	2.59	0.51
3:AC:182:ILE:HG12	3:AC:203:PHE:HA	1.92	0.51
4:AD:3:ARG:O	4:AD:5:ILE:HG13	2.11	0.51
6:AF:53:ALA:O	6:AF:54:LYS:HB2	2.10	0.51
13:AM:3:ARG:HH21	36:BG:146:TYR:HB2	1.76	0.51
16:AP:5:ARG:HB3	16:AP:67:THR:OG1	2.12	0.51
27:B5:25:LEU:HD11	48:BW:19:LEU:HB3	1.93	0.51
31:BA:528:A:C2	31:BA:2043:C:H5'	2.46	0.51
31:BA:637:A:OP2	41:BP:115:LEU:HB2	2.11	0.51
31:BA:1721:G:C2	31:BA:1739:U:OP2	2.63	0.51
31:BA:1902:C:HO2'	33:BD:244:ARG:HB2	1.73	0.51
31:BA:2575:C:H2'	31:BA:2578:G:O6	2.11	0.51
32:BB:66:A:C6	32:BB:109:C:C5	2.99	0.51
34:BE:60:ASN:OD1	34:BE:62:PRO:HD2	2.11	0.51
39:BN:78:TYR:HD1	39:BN:79:PRO:CG	2.24	0.51
42:BQ:34:LEU:HD11	42:BQ:129:THR:CB	2.41	0.51
42:BQ:37:LEU:HB2	42:BQ:128:LYS:O	2.11	0.51
44:BS:14:VAL:HG13	44:BS:15:ARG:N	2.23	0.51
44:BS:98:VAL:CG1	44:BS:100:ALA:H	2.23	0.51
50:BY:27:VAL:HG12	50:BY:29:GLU:N	2.19	0.51
50:BY:28:LYS:HG3	50:BY:37:VAL:HA	1.92	0.51
50:BY:28:LYS:CB	50:BY:37:VAL:HB	2.32	0.51
51:BZ:70:LEU:HG	51:BZ:91:LEU:HD11	1.93	0.51
51:BZ:175:VAL:HB	51:BZ:176:PRO:CD	2.40	0.51
1:CA:67:C:H2'	1:CA:68:G:C8	2.45	0.51
1:CA:186:C:C2	1:CA:187:C:C5	2.98	0.51
1:CA:1105:A:H2'	1:CA:1106:G:H8	1.76	0.51

Continued on next page...

Continued from previous page...

Atom-1	Atom-2	Interatomic distance (Å)	Clash overlap (Å)
1:CA:1468:A:H2'	1:CA:1469:G:O4'	2.10	0.51
2:CB:12:GLU:HA	2:CB:16:HIS:HB2	1.93	0.51
5:CE:7:GLU:HG2	5:CE:112:LEU:HD22	1.91	0.51
25:D3:1:MET:HB2	25:D3:38:GLU:HG3	1.92	0.51
25:D3:32:GLN:HB2	31:DA:1158:C:H4'	1.93	0.51
28:D6:39:TYR:HE1	31:DA:2347:C:HO2'	1.58	0.51
31:DA:82:G:O2'	31:DA:83:G:H5'	2.11	0.51
31:DA:139(A):G:C2'	31:DA:140:G:O5'	2.59	0.51
31:DA:574:C:N3	34:DE:145:LYS:HE2	2.25	0.51
31:DA:1159:U:O2'	31:DA:1160:G:H5'	2.11	0.51
31:DA:1679:U:C2'	31:DA:1680:U:H5'	2.40	0.51
31:DA:2287:A:H2	31:DA:2346:A:N1	2.09	0.51
31:DA:2309:A:C2	31:DA:2310:A:H2	2.29	0.51
31:DA:2408:U:H2'	31:DA:2409:G:C8	2.45	0.51
31:DA:2492:U:H2'	31:DA:2493:U:H6	1.76	0.51
34:DE:49:LEU:HD23	34:DE:81:ILE:HG12	1.92	0.51
38:DI:108:THR:O	38:DI:109:ILE:HG13	2.09	0.51
41:DP:148:LEU:HD13	41:DP:148:LEU:N	2.26	0.51
42:DQ:23:GLY:HA3	42:DQ:99:PRO:C	2.31	0.51
46:DU:95:LEU:HD22	47:DV:4:ILE:HD13	1.92	0.51
50:DY:28:LYS:C	50:DY:38:ILE:HB	2.30	0.51
1:AA:7:G:N2	5:AE:121:LYS:HG2	2.27	0.50
1:AA:321:A:H62	1:AA:328:C:H1'	1.76	0.50
1:AA:397:A:H5''	1:AA:397:A:N3	2.27	0.50
1:AA:832:C:H42	1:AA:854:G:H1	1.59	0.50
1:AA:1037:C:H2'	1:AA:1038:C:O4'	2.11	0.50
1:AA:1098:C:N3	1:AA:1099:G:C8	2.79	0.50
2:AB:116:GLU:HA	2:AB:119:GLU:HB3	1.93	0.50
10:AJ:33:GLN:O	10:AJ:75:ILE:HG23	2.11	0.50
16:AP:34:GLU:OE2	16:AP:55:ARG:HD3	2.11	0.50
17:AQ:33:GLY:O	17:AQ:34:LYS:C	2.49	0.50
18:AR:59:SER:HB3	18:AR:62:GLU:CG	2.38	0.50
22:B0:50:ASN:ND2	22:B0:83:PRO:HD3	2.25	0.50
31:BA:259:G:H21	31:BA:621:A:H8	1.57	0.50
31:BA:588:U:H2'	31:BA:589:C:H6	1.72	0.50
31:BA:1112:G:C1'	31:BA:1113:U:OP1	2.59	0.50
31:BA:1336:A:H2'	31:BA:1337:G:H8	1.74	0.50
31:BA:1381:G:C2'	31:BA:1382:G:H5'	2.42	0.50
31:BA:1484:G:H22	31:BA:1505:C:H5	1.57	0.50
31:BA:1786:A:H1'	31:BA:1938:A:N6	2.26	0.50
31:BA:2012:G:C4'	48:BW:96:ILE:HD11	2.27	0.50

Continued on next page...

Continued from previous page...

Atom-1	Atom-2	Interatomic distance (Å)	Clash overlap (Å)
31:BA:2050:C:H1'	34:BE:156:MET:CE	2.41	0.50
31:BA:2187:G:N7	31:BA:2188:C:C4	2.79	0.50
31:BA:2428:G:H5''	31:BA:2429:G:O5'	2.10	0.50
31:BA:2480:C:N4	31:BA:2481:G:C6	2.79	0.50
33:BD:142:VAL:HG21	33:BD:191:ALA:HB1	1.93	0.50
38:BI:68:LEU:HA	38:BI:71:ILE:HG23	1.93	0.50
42:BQ:133:ARG:O	42:BQ:134:ARG:HB2	2.10	0.50
43:BR:10:LEU:HB3	43:BR:17:ARG:CD	2.41	0.50
43:BR:29:LEU:HB3	43:BR:75:LEU:HD11	1.93	0.50
47:BV:4:ILE:O	47:BV:39:LEU:HB3	2.11	0.50
50:BY:7:VAL:HB	50:BY:8:LYS:CD	2.40	0.50
1:CA:143:A:N1	1:CA:220:G:O6	2.45	0.50
1:CA:181:G:N2	1:CA:183:G:N2	2.59	0.50
1:CA:193:C:H2'	1:CA:194:C:C6	2.46	0.50
1:CA:570:G:H2'	1:CA:571:U:C6	2.46	0.50
1:CA:655:A:C2	1:CA:754:C:C4	2.99	0.50
1:CA:668:G:O2'	15:CO:46:HIS:HD2	1.94	0.50
1:CA:832:C:H42	1:CA:854:G:H1	1.59	0.50
1:CA:881:G:OP2	12:CL:12:ARG:NH2	2.44	0.50
1:CA:1252:A:H2'	1:CA:1253:G:O4'	2.11	0.50
1:CA:1321:C:H5'	1:CA:1322:C:C5'	2.40	0.50
6:CF:11:ASN:O	6:CF:14:LEU:HG	2.12	0.50
6:CF:76:ALA:O	6:CF:80:ARG:HG3	2.09	0.50
12:CL:5:PRO:HB2	12:CL:10:LEU:HD21	1.91	0.50
13:CM:91:ARG:HB2	13:CM:98:VAL:CG2	2.38	0.50
16:CP:18:ARG:HD3	16:CP:35:LYS:HD2	1.92	0.50
23:D1:56:GLN:OE1	23:D1:56:GLN:HA	2.05	0.50
23:D1:67:ILE:HD12	23:D1:67:ILE:H	1.76	0.50
27:D5:40:LYS:HZ3	27:D5:46:CYS:CA	2.24	0.50
30:D8:48:PHE:H	30:D8:48:PHE:HD1	1.56	0.50
31:DA:415:A:H2'	31:DA:416:C:C6	2.46	0.50
31:DA:661:C:O3'	41:DP:18:ARG:HG2	2.11	0.50
31:DA:685:A:N7	31:DA:774:A:C5	2.79	0.50
31:DA:1834:U:O2	31:DA:1834:U:H2'	2.11	0.50
31:DA:2228:G:C6	31:DA:2229:C:C4	3.00	0.50
31:DA:2712:U:O2'	31:DA:2712(A):A:P	2.69	0.50
32:DB:15:A:H2'	32:DB:16:G:OP1	2.10	0.50
33:DD:131:LEU:HD12	33:DD:131:LEU:N	2.26	0.50
33:DD:138:VAL:HG21	33:DD:167:GLY:HA2	1.93	0.50
35:DF:1:MET:O	35:DF:2:LYS:C	2.49	0.50
39:DN:2:LYS:HE3	47:DV:12:TYR:HA	1.92	0.50

Continued on next page...

Continued from previous page...

Atom-1	Atom-2	Interatomic distance (Å)	Clash overlap (Å)
41:DP:21:ARG:O	41:DP:21:ARG:CG	2.57	0.50
41:DP:62:LEU:H	41:DP:62:LEU:CD1	2.07	0.50
42:DQ:141:GLN:HG3	51:DZ:72:ARG:NH1	2.25	0.50
43:DR:67:LEU:CD1	43:DR:76:VAL:HG21	2.41	0.50
44:DS:34:HIS:CE1	44:DS:54:LEU:CB	2.93	0.50
1:AA:615:C:H2'	1:AA:616:G:O4'	2.11	0.50
1:AA:723:U:H5''	1:AA:724:G:OP2	2.11	0.50
1:AA:814:A:N7	1:AA:816:A:C4	2.79	0.50
1:AA:1015:A:C6	1:AA:1016:A:C6	2.98	0.50
1:AA:1438:G:H2'	1:AA:1439:C:H6	1.75	0.50
2:AB:111:ARG:HH11	2:AB:111:ARG:CG	1.98	0.50
2:AB:130:ARG:HA	2:AB:130:ARG:HE	1.77	0.50
6:AF:55:ASP:HB2	6:AF:86:ARG:HH12	1.75	0.50
7:AG:15:ASP:O	7:AG:19:GLY:HA2	2.11	0.50
12:AL:60:LEU:N	12:AL:60:LEU:HD22	2.26	0.50
24:B2:33:MET:HG3	49:BX:10:ALA:HB1	1.93	0.50
31:BA:911:A:C4	42:BQ:9:TYR:OH	2.54	0.50
31:BA:1158:C:O2'	31:BA:1159:U:H5'	2.11	0.50
31:BA:1169:G:C8	31:BA:1169:G:C3'	2.95	0.50
31:BA:1171:G:N7	31:BA:1173:G:H1'	2.26	0.50
31:BA:1262:A:C5	31:BA:1263:U:C5	2.99	0.50
31:BA:1493:C:O2	31:BA:1493:C:C2'	2.56	0.50
31:BA:1678:G:N2	31:BA:1989:G:N2	2.50	0.50
31:BA:2506:U:H4'	31:BA:2507:C:OP1	2.11	0.50
31:BA:2526:G:C5	31:BA:2527:C:C5	3.00	0.50
42:BQ:141:GLN:HG3	51:BZ:72:ARG:NH1	2.26	0.50
46:BU:101:ARG:C	46:BU:102:GLU:HG2	2.32	0.50
1:CA:276:G:C2'	1:CA:277:C:H5'	2.41	0.50
1:CA:1240:U:OP2	7:CG:116:ALA:HB2	2.11	0.50
2:CB:219:VAL:O	2:CB:222:ILE:HB	2.10	0.50
3:CC:182:ILE:CG1	3:CC:203:PHE:HD1	2.21	0.50
4:CD:131:ARG:HD3	4:CD:131:ARG:H	1.76	0.50
10:CJ:89:ASP:C	10:CJ:91:PRO:HD3	2.31	0.50
11:CK:102:GLY:C	11:CK:103:LEU:HD22	2.32	0.50
31:DA:52:A:O2'	31:DA:53:A:H5'	2.10	0.50
31:DA:105:C:H2'	31:DA:106:C:H6	1.76	0.50
31:DA:271(P):C:O2'	31:DA:271(Q):G:H5'	2.11	0.50
31:DA:414:C:O2'	31:DA:415:A:H5'	2.12	0.50
31:DA:633:A:H2'	31:DA:634:C:H5'	1.93	0.50
31:DA:975:C:H2'	31:DA:975:C:O2	2.10	0.50
31:DA:1044:G:N2	31:DA:1112:G:O6	2.44	0.50

Continued on next page...

Continued from previous page...

Atom-1	Atom-2	Interatomic distance (Å)	Clash overlap (Å)
31:DA:2654:A:OP1	31:DA:2654:A:C8	2.57	0.50
31:DA:2801:A:O2'	31:DA:2895:U:H4'	2.12	0.50
31:DA:2846:G:H2'	31:DA:2847:U:O4'	2.11	0.50
31:DA:2880:C:O2'	43:DR:90:ARG:HD3	2.10	0.50
34:DE:59:VAL:CG2	34:DE:63:LEU:HA	2.36	0.50
35:DF:2:LYS:O	35:DF:25:PRO:HG2	2.11	0.50
37:DH:89:ILE:O	37:DH:90:LYS:CG	2.59	0.50
37:DH:149:ARG:HA	37:DH:162:ILE:CG1	2.38	0.50
39:DN:27:ALA:CB	39:DN:106:MET:CE	2.88	0.50
41:DP:149:GLU:O	41:DP:149:GLU:HG3	2.11	0.50
42:DQ:108:GLY:C	42:DQ:109:VAL:HG22	2.31	0.50
43:DR:81:ASP:O	43:DR:85:PRO:HG2	2.11	0.50
44:DS:98:VAL:CG1	44:DS:100:ALA:H	2.25	0.50
45:DT:128:GLU:O	45:DT:130:ALA:N	2.42	0.50
51:DZ:29:TYR:HA	51:DZ:33:LEU:O	2.10	0.50
51:DZ:150:LEU:HD23	51:DZ:171:ILE:HD11	1.92	0.50
1:AA:66:G:C4'	1:AA:173:U:C5	2.94	0.50
1:AA:484:G:H4'	1:AA:485:G:O5'	2.11	0.50
3:AC:113:ALA:O	3:AC:115:LEU:N	2.44	0.50
6:AF:12:PRO:O	6:AF:14:LEU:N	2.44	0.50
12:AL:24:VAL:HG13	12:AL:98:TYR:HE2	1.76	0.50
12:AL:46:LYS:HB2	12:AL:92:ASP:O	2.11	0.50
20:AT:104:LEU:C	20:AT:104:LEU:HD23	2.32	0.50
28:B6:30:THR:O	28:B6:31:PRO:C	2.50	0.50
30:B8:6:THR:CG2	31:BA:243:U:OP1	2.58	0.50
30:B8:46:ARG:NH2	41:BP:65:ARG:NH2	2.57	0.50
31:BA:197:A:N6	31:BA:2430:A:H2'	2.25	0.50
31:BA:285:C:N3	31:BA:286:C:C5	2.80	0.50
31:BA:454:A:H4'	31:BA:455:C:OP2	2.12	0.50
31:BA:481:G:OP2	50:BY:47:LYS:CE	2.60	0.50
31:BA:667:U:H2'	31:BA:668:G:C5'	2.41	0.50
31:BA:774:A:C2	31:BA:787:U:O2'	2.61	0.50
31:BA:774:A:H2	31:BA:787:U:O2'	1.93	0.50
31:BA:1649:G:C6	31:BA:2009:G:O6	2.65	0.50
35:BF:83:PHE:C	35:BF:84:VAL:HG23	2.32	0.50
35:BF:164:ARG:HG2	35:BF:164:ARG:NH1	2.26	0.50
36:BG:76:SER:HB3	36:BG:84:LYS:H	1.76	0.50
36:BG:106:LEU:HD12	36:BG:110:ALA:HB3	1.94	0.50
37:BH:43:VAL:HG23	37:BH:43:VAL:O	2.11	0.50
37:BH:54:ARG:HD2	37:BH:56:SER:O	2.11	0.50
39:BN:79:PRO:CD	39:BN:80:GLY:H	2.25	0.50

Continued on next page...

Continued from previous page...

Atom-1	Atom-2	Interatomic distance (Å)	Clash overlap (Å)
42:BQ:9:TYR:CD2	42:BQ:9:TYR:C	2.82	0.50
45:BT:28:VAL:HG22	45:BT:47:GLY:N	2.27	0.50
45:BT:28:VAL:O	45:BT:29:ARG:CD	2.59	0.50
46:BU:10:ARG:O	46:BU:11:ARG:C	2.47	0.50
51:BZ:56:VAL:HG12	51:BZ:57:ILE:N	2.26	0.50
1:CA:409:G:C2'	1:CA:410:G:H5'	2.40	0.50
1:CA:710:G:H5''	6:CF:54:LYS:HE3	1.94	0.50
1:CA:914:A:O2'	1:CA:915:A:H5'	2.10	0.50
1:CA:1084:G:C5	1:CA:1085:U:C4	2.99	0.50
4:CD:203:VAL:HG12	4:CD:204:ILE:N	2.26	0.50
11:CK:27:ASN:OD1	11:CK:28:THR:N	2.44	0.50
12:CL:27:LEU:C	12:CL:29:GLY:N	2.63	0.50
17:CQ:87:LYS:HE2	17:CQ:87:LYS:HA	1.92	0.50
20:CT:26:ASN:O	20:CT:30:LYS:HB2	2.11	0.50
24:D2:14:ARG:NH1	24:D2:57:ILE:HG22	2.26	0.50
29:D7:46:VAL:HB	29:D7:48:LYS:NZ	2.26	0.50
30:D8:61:LEU:HD22	31:DA:593:G:O3'	2.11	0.50
31:DA:1225:G:P	47:DV:88:ARG:HB3	2.51	0.50
31:DA:1337:G:H2'	31:DA:1338:G:H8	1.75	0.50
31:DA:1469:A:H2'	31:DA:1470:G:O5'	2.10	0.50
31:DA:1512:U:O2'	31:DA:1513:C:H5'	2.12	0.50
31:DA:1884:A:O2'	31:DA:1885:A:H5'	2.11	0.50
31:DA:1987:G:C8	31:DA:1987:G:C5'	2.94	0.50
31:DA:2308:G:H2'	31:DA:2309:A:C8	2.47	0.50
31:DA:2661:G:H8	31:DA:2662:A:N3	2.10	0.50
33:DD:35:LYS:CE	33:DD:64:ILE:C	2.79	0.50
33:DD:267:SER:O	33:DD:268:ARG:CB	2.57	0.50
35:DF:167:ALA:HB1	35:DF:173:VAL:HG11	1.92	0.50
37:DH:54:ARG:HD2	37:DH:56:SER:O	2.11	0.50
39:DN:65:LYS:O	39:DN:69:GLN:HG3	2.11	0.50
41:DP:35:HIS:O	41:DP:36:LYS:CB	2.59	0.50
45:DT:57:PHE:CG	45:DT:58:ASN:N	2.79	0.50
47:DV:69:LYS:HB3	47:DV:93:GLU:CD	2.31	0.50
47:DV:90:PRO:CG	47:DV:91:TYR:N	2.74	0.50
50:DY:14:LEU:HD11	50:DY:22:GLY:HA2	1.93	0.50
51:DZ:119:GLU:C	51:DZ:121:HIS:H	2.14	0.50
1:AA:10:A:H2'	1:AA:11:G:H8	1.75	0.50
1:AA:328:C:O2	1:AA:328:C:C2'	2.58	0.50
1:AA:1216:G:H5''	14:AN:5:ALA:HB2	1.92	0.50
1:AA:1371:G:C6	1:AA:1372:U:C4	3.00	0.50
4:AD:64:LEU:HD12	4:AD:64:LEU:O	2.11	0.50

Continued on next page...

Continued from previous page...

Atom-1	Atom-2	Interatomic distance (Å)	Clash overlap (Å)
4:AD:119:GLN:O	4:AD:123:HIS:HD2	1.94	0.50
6:AF:30:LEU:O	6:AF:35:ALA:N	2.42	0.50
8:AH:8:ASP:O	8:AH:11:THR:N	2.45	0.50
9:AI:53:VAL:C	9:AI:92:TYR:HE2	2.15	0.50
21:AU:22:ARG:N	21:AU:23:PRO:HD3	2.26	0.50
23:B1:13:ILE:HG12	23:B1:14:VAL:CA	2.41	0.50
31:BA:303:U:H2'	31:BA:304:G:H8	1.76	0.50
31:BA:594:U:H2'	31:BA:595:C:C6	2.46	0.50
31:BA:2684:U:O2'	40:BO:68:GLU:HG3	2.11	0.50
33:BD:197:GLY:O	33:BD:198:ASN:HB3	2.11	0.50
39:BN:75:TYR:CD2	39:BN:83:LYS:NZ	2.68	0.50
42:BQ:141:GLN:HE21	51:BZ:72:ARG:N	2.09	0.50
43:BR:2:ARG:CD	43:BR:2:ARG:N	2.74	0.50
45:BT:31:SER:HA	45:BT:32:TYR:CD2	2.47	0.50
45:BT:109:GLU:HB3	45:BT:113:LYS:CE	2.41	0.50
45:BT:124:ASP:C	45:BT:126:ALA:H	2.14	0.50
50:BY:15:VAL:HG12	50:BY:16:ALA:H	1.77	0.50
50:BY:37:VAL:O	50:BY:38:ILE:HG12	2.11	0.50
51:BZ:52:SER:OG	51:BZ:53:ILE:N	2.42	0.50
1:CA:10:A:H2'	1:CA:11:G:H8	1.76	0.50
1:CA:840:C:H4'	1:CA:848:C:O2	2.12	0.50
1:CA:1095:U:H2'	1:CA:1096:C:C6	2.45	0.50
2:CB:28:PHE:CD1	2:CB:190:THR:HA	2.47	0.50
6:CF:15:ASP:C	6:CF:17:SER:H	2.15	0.50
8:CH:14:ARG:O	8:CH:18:ARG:HD3	2.11	0.50
10:CJ:8:LEU:HD22	10:CJ:20:ALA:HB2	1.94	0.50
12:CL:119:LYS:O	12:CL:120:TYR:HB2	2.12	0.50
20:CT:26:ASN:CB	20:CT:71:THR:HG23	2.41	0.50
23:D1:85:LEU:CA	23:D1:87:PRO:HD3	2.42	0.50
30:D8:31:HIS:HB3	31:DA:2420:C:H41	1.76	0.50
30:D8:46:ARG:NH2	41:DP:65:ARG:NH2	2.59	0.50
31:DA:309:G:N3	31:DA:329:G:O2'	2.42	0.50
31:DA:1364:G:H5''	31:DA:1365:A:OP2	2.11	0.50
31:DA:1484:G:N2	31:DA:1505:C:C5	2.79	0.50
31:DA:1593:G:H2'	31:DA:1594:G:H8	1.76	0.50
31:DA:2788:C:O2'	31:DA:2809:A:N3	2.36	0.50
38:DI:53:ALA:HB2	38:DI:56:LYS:CG	2.32	0.50
42:DQ:24:GLY:HA3	51:DZ:78:LYS:HD2	1.94	0.50
42:DQ:134:ARG:O	42:DQ:135:ASP:HB2	2.11	0.50
43:DR:13:HIS:HE1	43:DR:15:SER:OG	1.94	0.50
49:DX:52:VAL:HB	49:DX:80:ILE:CG2	2.42	0.50

Continued on next page...

Continued from previous page...

Atom-1	Atom-2	Interatomic distance (Å)	Clash overlap (Å)
49:DX:65:ARG:O	49:DX:66:LEU:CB	2.59	0.50
1:AA:594:G:H1	1:AA:645:C:H42	1.59	0.50
1:AA:1082:G:C6	1:AA:1083:U:N3	2.80	0.50
2:AB:61:LEU:HD21	2:AB:68:ILE:HD11	1.93	0.50
2:AB:163:PHE:HA	2:AB:185:ILE:O	2.10	0.50
7:AG:47:CYS:O	7:AG:50:ILE:HB	2.12	0.50
9:AI:48:GLU:N	9:AI:49:PRO:CD	2.74	0.50
13:AM:44:ARG:HB2	13:AM:47:ASP:OD1	2.11	0.50
20:AT:78:ALA:HA	20:AT:81:LYS:HD3	1.94	0.50
23:B1:11:ARG:CB	23:B1:12:PRO:CD	2.89	0.50
29:B7:8:ASN:ND2	29:B7:11:LYS:HB3	2.26	0.50
29:B7:24:THR:OG1	29:B7:25:PRO:HD2	2.10	0.50
30:B8:26:LYS:HB2	30:B8:44:LYS:HG3	1.93	0.50
31:BA:139(A):G:C2'	31:BA:140:G:O5'	2.59	0.50
31:BA:142:A:H5''	31:BA:142(A):C:C5	2.47	0.50
31:BA:228:A:H2'	31:BA:230:U:C1'	2.41	0.50
31:BA:309:G:O3'	50:BY:18:GLY:HA3	2.10	0.50
31:BA:1109:C:C5	31:BA:1110:G:C5	2.95	0.50
31:BA:1188:U:O2'	31:BA:1189:A:H5'	2.11	0.50
31:BA:1495:A:H2'	31:BA:1496:A:C2	2.46	0.50
31:BA:1973:G:H2'	31:BA:1974:C:H6	1.75	0.50
31:BA:2504:U:O2	31:BA:2504:U:H2'	2.12	0.50
34:BE:112:GLY:O	34:BE:159:HIS:HA	2.11	0.50
39:BN:67:LEU:C	39:BN:69:GLN:N	2.64	0.50
39:BN:128:HIS:O	39:BN:128:HIS:CG	2.64	0.50
41:BP:62:LEU:H	41:BP:62:LEU:CD1	2.09	0.50
41:BP:141:ALA:HB3	25:D3:1:MET:HE1	1.93	0.50
44:BS:29:PHE:H	44:BS:89:ARG:HG2	1.76	0.50
48:BW:20:VAL:O	48:BW:23:LEU:HB2	2.10	0.50
49:BX:18:TYR:O	49:BX:20:GLY:N	2.45	0.50
49:BX:37:THR:HG22	49:BX:37:THR:O	2.12	0.50
51:BZ:27:VAL:HA	51:BZ:37:VAL:HG23	1.94	0.50
1:CA:321:A:H62	1:CA:328:C:H1'	1.77	0.50
1:CA:701:C:O2	1:CA:703:G:N1	2.45	0.50
1:CA:946:A:C2	1:CA:1236:A:C2	2.99	0.50
1:CA:1157:A:C4	1:CA:1181:G:N2	2.79	0.50
1:CA:1242:C:H5''	21:CU:10:ARG:HH12	1.76	0.50
1:CA:1279:A:H2	10:CJ:43:ARG:NH1	2.09	0.50
2:CB:67:THR:C	2:CB:68:ILE:HD12	2.32	0.50
3:CC:61:ALA:O	3:CC:62:ASP:HB2	2.10	0.50
5:CE:144:THR:O	5:CE:148:VAL:HG23	2.11	0.50

Continued on next page...

Continued from previous page...

Atom-1	Atom-2	Interatomic distance (Å)	Clash overlap (Å)
6:CF:22:GLU:OE1	6:CF:84:ASN:HB2	2.12	0.50
10:CJ:24:VAL:O	10:CJ:28:ARG:HG3	2.11	0.50
10:CJ:32:ALA:HB1	10:CJ:75:ILE:CG1	2.41	0.50
12:CL:25:PRO:C	12:CL:27:LEU:H	2.14	0.50
13:CM:19:LEU:HB3	13:CM:25:ILE:HG21	1.93	0.50
22:D0:70:GLN:O	22:D0:77:ARG:HA	2.12	0.50
29:D7:1:MET:O	29:D7:2:LYS:C	2.49	0.50
31:DA:11:G:C2'	31:DA:12:U:H5'	2.42	0.50
31:DA:329:G:C4'	31:DA:330:A:OP2	2.58	0.50
31:DA:782:A:H5'	31:DA:783:A:C2	2.46	0.50
31:DA:1212:G:C2	31:DA:1236:G:C4	3.00	0.50
31:DA:1247:A:OP1	35:DF:95:ARG:NH2	2.38	0.50
31:DA:1499:C:O2'	31:DA:1500:G:H5'	2.12	0.50
31:DA:1607:C:H4'	31:DA:1608:A:O5'	2.11	0.50
31:DA:1722:A:N6	31:DA:1741:A:C2	2.80	0.50
31:DA:2190:G:H2'	31:DA:2191:G:H5'	1.92	0.50
31:DA:2314:C:O2	31:DA:2314:C:H2'	2.11	0.50
32:DB:75:G:H5'	32:DB:75:G:C8	2.42	0.50
33:DD:181:GLU:O	33:DD:182:LEU:HD23	2.11	0.50
40:DO:17:ARG:HG2	40:DO:47:ILE:HD13	1.93	0.50
41:DP:48:PRO:O	41:DP:51:PHE:N	2.44	0.50
42:DQ:141:GLN:HE21	51:DZ:72:ARG:N	2.09	0.50
44:DS:95:HIS:ND1	44:DS:96:GLY:N	2.59	0.50
47:DV:24:LYS:HB2	47:DV:92:THR:HG1	1.71	0.50
51:DZ:63:ASP:O	51:DZ:65:GLN:N	2.44	0.50
1:AA:184:G:N2	1:AA:194:C:C2	2.80	0.50
1:AA:258:G:N3	1:AA:259:G:C8	2.80	0.50
1:AA:607:A:H2'	1:AA:608:A:O4'	2.11	0.50
1:AA:620:C:H2'	1:AA:621:A:O4'	2.11	0.50
1:AA:734:G:C2	1:AA:735:C:C2	2.99	0.50
1:AA:1242:C:H5''	21:AU:10:ARG:HH12	1.77	0.50
1:AA:1321:C:C4	1:AA:1322:C:C4	3.00	0.50
3:AC:206:GLU:HG2	3:AC:207:VAL:H	1.76	0.50
5:AE:68:GLU:O	5:AE:68:GLU:HG3	2.11	0.50
6:AF:94:GLN:NE2	18:AR:32:ARG:HD2	2.26	0.50
8:AH:29:SER:HB3	8:AH:32:LYS:HD2	1.93	0.50
12:AL:32:PHE:HE1	12:AL:86:ARG:HG3	1.75	0.50
16:AP:64:ALA:O	16:AP:65:GLN:C	2.49	0.50
23:B1:79:GLY:O	23:B1:80:LEU:HD23	2.12	0.50
23:B1:94:LEU:CD2	23:B1:95:LEU:N	2.75	0.50
25:B3:52:HIS:ND1	25:B3:53:LEU:HG	2.27	0.50

Continued on next page...

Continued from previous page...

Atom-1	Atom-2	Interatomic distance (Å)	Clash overlap (Å)
30:B8:46:ARG:HH22	41:BP:65:ARG:HH22	1.54	0.50
31:BA:271(P):C:C2'	31:BA:271(Q):G:H5'	2.42	0.50
31:BA:384:U:H2'	31:BA:385:C:C6	2.44	0.50
31:BA:953:A:H2'	31:BA:954:G:H5'	1.91	0.50
31:BA:996:A:C4'	46:BU:92:ARG:HE	2.22	0.50
31:BA:1722:A:N6	31:BA:1741:A:C2	2.79	0.50
31:BA:1902:C:H2'	31:BA:1903:G:O5'	2.12	0.50
31:BA:2203:U:C1'	33:BD:151:LYS:HE2	2.40	0.50
39:BN:18:ALA:HB1	39:BN:21:LYS:HB2	1.94	0.50
39:BN:36:GLY:H	39:BN:42:TRP:HZ3	1.58	0.50
42:BQ:23:GLY:HA3	42:BQ:99:PRO:C	2.31	0.50
45:BT:89:VAL:HG12	45:BT:91:ARG:HG2	1.94	0.50
47:BV:79:VAL:CG2	47:BV:82:ARG:HD2	2.41	0.50
51:BZ:125:LEU:HD23	51:BZ:126:VAL:N	2.27	0.50
1:CA:152:A:N6	1:CA:170:U:C2	2.80	0.50
1:CA:559:A:C5'	1:CA:560:U:H3'	2.41	0.50
1:CA:685:G:O2'	1:CA:686:U:C5'	2.54	0.50
1:CA:936:C:H2'	1:CA:937:A:O4'	2.11	0.50
1:CA:1086:U:H2'	1:CA:1087:G:H8	1.76	0.50
5:CE:45:PHE:CE2	5:CE:47:LYS:HD2	2.46	0.50
6:CF:96:PRO:HB3	18:CR:30:ASP:OD2	2.11	0.50
8:CH:38:ILE:HD11	8:CH:118:VAL:O	2.12	0.50
12:CL:22:SER:O	12:CL:24:VAL:N	2.44	0.50
27:D5:55:ARG:O	27:D5:56:LYS:HG3	2.11	0.50
31:DA:528:A:N1	31:DA:2043:C:O5'	2.44	0.50
31:DA:686:G:N2	31:DA:788:A:H61	2.09	0.50
31:DA:1179:C:O2	31:DA:1179:C:C2'	2.54	0.50
31:DA:1495:A:H2'	31:DA:1496:A:C2	2.46	0.50
31:DA:1499:C:C2'	31:DA:1500:G:H5'	2.42	0.50
31:DA:1509(A):A:H2'	31:DA:1509(B):A:C8	2.47	0.50
31:DA:1527:G:C5'	31:DA:1528:A:OP1	2.57	0.50
31:DA:1592:C:C2'	31:DA:1593:G:H5'	2.41	0.50
31:DA:1720:U:H2'	31:DA:1721:G:O4'	2.11	0.50
31:DA:1833:U:C2	31:DA:1834:U:C6	3.00	0.50
31:DA:2552:U:C2	31:DA:2554:U:C5'	2.94	0.50
32:DB:41:U:C2'	32:DB:42:C:OP1	2.59	0.50
35:DF:124:LEU:HD12	35:DF:124:LEU:C	2.31	0.50
36:DG:123:ASN:O	36:DG:126:ASP:HB2	2.10	0.50
38:DI:130:TYR:O	38:DI:131:LYS:HG3	2.10	0.50
47:DV:80:GLN:OE1	47:DV:80:GLN:C	2.50	0.50
48:DW:86:LEU:HD12	48:DW:87:PRO:N	2.26	0.50

Continued on next page...

Continued from previous page...

Atom-1	Atom-2	Interatomic distance (Å)	Clash overlap (Å)
50:DY:83:THR:CG2	50:DY:94:LYS:HB3	2.41	0.50
51:DZ:102:LEU:HG	51:DZ:123:ASP:HA	1.94	0.50
1:AA:159:G:H21	1:AA:161:A:H8	1.60	0.50
1:AA:831:U:O2'	1:AA:832:C:H5'	2.11	0.50
1:AA:865:A:C2	1:AA:918:A:H4'	2.47	0.50
1:AA:1478:C:H2'	1:AA:1479:C:C6	2.47	0.50
2:AB:141:GLU:O	2:AB:145:LEU:HB2	2.12	0.50
5:AE:36:ASP:O	5:AE:37:ARG:HB2	2.11	0.50
13:AM:78:ILE:HG22	13:AM:93:ARG:HH22	1.77	0.50
16:AP:19:ILE:HB	16:AP:37:GLY:O	2.11	0.50
17:AQ:45:HIS:O	17:AQ:73:VAL:HG23	2.11	0.50
23:B1:67:ILE:N	23:B1:68:PRO:CD	2.74	0.50
27:B5:47:PRO:C	27:B5:48:GLU:OE2	2.50	0.50
29:B7:48:LYS:HD3	29:B7:48:LYS:N	2.26	0.50
30:B8:62:LEU:N	30:B8:63:PRO:HD2	2.27	0.50
31:BA:11:G:C2'	31:BA:12:U:H5'	2.42	0.50
31:BA:197:A:H2'	31:BA:198:C:C5'	2.42	0.50
31:BA:528:A:C2	31:BA:2043:C:C5'	2.95	0.50
31:BA:746:A:N3	55:BA:3351:ZIT:H161	2.26	0.50
31:BA:995:C:N3	46:BU:57:PHE:CE2	2.80	0.50
31:BA:1027:A:C2	31:BA:2488:A:H5'	2.47	0.50
31:BA:1044:G:C2	31:BA:1112:G:O6	2.65	0.50
31:BA:1433:U:O2'	31:BA:1434:A:H5'	2.12	0.50
31:BA:1495:A:C2	31:BA:1496:A:C2	2.98	0.50
31:BA:1563:G:C5	31:BA:1564:C:C5	3.00	0.50
31:BA:1578:U:O2	31:BA:1578:U:H2'	2.11	0.50
31:BA:1861:G:C2	31:BA:1862:G:C8	3.00	0.50
31:BA:1952:A:C5	40:BO:22:ILE:CD1	2.95	0.50
31:BA:2795:G:N2	31:BA:2796:U:O2'	2.45	0.50
36:BG:45:GLU:HB2	36:BG:47:LYS:HG3	1.94	0.50
36:BG:123:ASN:O	36:BG:126:ASP:HB2	2.11	0.50
41:BP:82:GLY:HA2	41:BP:113:LYS:O	2.12	0.50
46:BU:28:ARG:HG2	46:BU:38:THR:OG1	2.11	0.50
49:BX:82:GLN:NE2	49:BX:83:VAL:HG22	2.25	0.50
49:BX:93:GLU:O	49:BX:93:GLU:HG3	2.12	0.50
1:CA:102:G:N3	1:CA:103:C:C6	2.79	0.50
1:CA:354:G:C6	1:CA:355:C:N4	2.80	0.50
1:CA:923:A:O2'	1:CA:1399:C:OP2	2.27	0.50
1:CA:1081:G:N2	1:CA:1082:G:H1'	2.26	0.50
1:CA:1128:C:H5'	9:CI:16:ARG:CZ	2.42	0.50
1:CA:1233:G:H2'	1:CA:1234:C:C6	2.47	0.50

Continued on next page...

Continued from previous page...

Atom-1	Atom-2	Interatomic distance (Å)	Clash overlap (Å)
1:CA:1490:C:H2'	1:CA:1491:G:O4'	2.11	0.50
2:CB:141:GLU:O	2:CB:145:LEU:HB2	2.12	0.50
3:CC:11:ARG:O	3:CC:14:ILE:O	2.30	0.50
8:CH:1:MET:H3	8:CH:1:MET:CE	2.24	0.50
8:CH:5:PRO:O	8:CH:8:ASP:HB3	2.12	0.50
10:CJ:33:GLN:O	10:CJ:75:ILE:HG23	2.12	0.50
11:CK:125:PHE:N	11:CK:125:PHE:HD1	2.09	0.50
18:CR:53:ARG:C	18:CR:55:ARG:N	2.65	0.50
20:CT:104:LEU:HD23	20:CT:104:LEU:C	2.32	0.50
22:D0:13:GLY:O	22:D0:14:ARG:CB	2.40	0.50
23:D1:33:LYS:HB3	31:DA:2395:C:O2'	2.11	0.50
28:D6:40:CYS:SG	28:D6:45:LYS:HD2	2.52	0.50
30:D8:2:PRO:N	31:DA:591:C:O2	2.45	0.50
30:D8:39:LYS:HE3	30:D8:42:ARG:NH1	2.27	0.50
31:DA:139(A):G:H2'	31:DA:140:G:O5'	2.11	0.50
31:DA:197:A:H2'	31:DA:198:C:O5'	2.12	0.50
31:DA:926:A:H5''	31:DA:926:A:H8	1.77	0.50
31:DA:1225:G:H8	31:DA:1225:G:O5'	1.94	0.50
31:DA:1380:G:N2	31:DA:1570:A:C2	2.79	0.50
31:DA:1517:G:C2'	31:DA:1518:U:H5'	2.42	0.50
31:DA:1637:A:H4'	31:DA:2711:A:O2'	2.11	0.50
31:DA:1664:A:N6	31:DA:1665:A:N6	2.59	0.50
31:DA:1813:G:H2'	31:DA:1814:G:H5'	1.92	0.50
31:DA:2395:C:H5'	31:DA:2395:C:C6	2.35	0.50
31:DA:2662:A:H4'	31:DA:2663:G:C8	2.46	0.50
31:DA:2680:C:H5'	34:DE:189:PRO:HA	1.92	0.50
35:DF:65:TRP:CZ3	35:DF:73:ALA:O	2.63	0.50
36:DG:52:ILE:HG22	36:DG:54:GLU:HG3	1.92	0.50
36:DG:57:ALA:O	36:DG:60:LEU:HB3	2.12	0.50
37:DH:138:LYS:C	37:DH:140:LYS:N	2.60	0.50
44:DS:17:ARG:C	44:DS:19:LYS:N	2.65	0.50
44:DS:61:ASN:ND2	44:DS:64:GLU:OE2	2.44	0.50
1:AA:66:G:C6	1:AA:67:C:C5	3.00	0.50
1:AA:264:U:O2'	17:AQ:64:PRO:HB2	2.12	0.50
1:AA:340:U:H2'	1:AA:341:C:O4'	2.11	0.50
1:AA:963:G:H21	10:AJ:55:LYS:HD3	1.75	0.50
3:AC:19:GLU:HG2	3:AC:19:GLU:O	2.12	0.50
4:AD:150:GLU:HG2	4:AD:151:LYS:H	1.77	0.50
8:AH:80:ILE:O	8:AH:80:ILE:HG22	2.12	0.50
11:AK:69:ALA:O	11:AK:73:MET:HG2	2.12	0.50
12:AL:32:PHE:CE1	12:AL:86:ARG:HG3	2.47	0.50

Continued on next page...

Continued from previous page...

Atom-1	Atom-2	Interatomic distance (Å)	Clash overlap (Å)
12:AL:60:LEU:HD22	12:AL:60:LEU:H	1.77	0.50
16:AP:8:ARG:HG2	16:AP:9:PHE:H	1.77	0.50
23:B1:44:PRO:HA	31:BA:2231:C:OP1	2.12	0.50
31:BA:470:A:OP1	35:BF:59:TYR:HE2	1.95	0.50
31:BA:558:G:OP1	39:BN:111:PRO:HD2	2.12	0.50
31:BA:607:U:H3	31:BA:621:A:H2	1.50	0.50
31:BA:614:U:O2	31:BA:614:U:O4'	2.29	0.50
31:BA:958:U:OP2	42:BQ:14:ARG:NH1	2.44	0.50
31:BA:1171:G:H3'	31:BA:1173:G:O4'	2.12	0.50
31:BA:1291:C:O2'	31:BA:1292:U:H5'	2.12	0.50
31:BA:1531:C:H3'	31:BA:1532:C:C4'	2.42	0.50
31:BA:1899:G:N2	31:BA:1902:C:H5	1.95	0.50
31:BA:1952:A:C6	40:BO:22:ILE:HD12	2.47	0.50
31:BA:2186:G:H3'	31:BA:2187:G:H5''	1.93	0.50
31:BA:2186:G:C2'	31:BA:2187:G:H5''	2.41	0.50
31:BA:2309:A:N3	31:BA:2310:A:H2	2.09	0.50
31:BA:2808:U:O2'	31:BA:2809:A:H5'	2.12	0.50
33:BD:85:ASP:OD2	33:BD:88:ARG:HD2	2.12	0.50
34:BE:134:ILE:H	34:BE:134:ILE:CD1	2.24	0.50
34:BE:143:ASN:HB2	34:BE:147:PRO:HD2	1.93	0.50
36:BG:57:ALA:O	36:BG:60:LEU:HB3	2.11	0.50
38:BI:88:ILE:HG22	38:BI:89:TYR:N	2.27	0.50
46:BU:33:ARG:O	46:BU:36:ARG:N	2.45	0.50
48:BW:17:VAL:HG22	48:BW:76:VAL:HG11	1.92	0.50
49:BX:33:LYS:CA	49:BX:35:THR:HG22	2.42	0.50
50:BY:88:LYS:O	50:BY:89:PHE:CB	2.60	0.50
1:CA:367:U:O2	1:CA:369:C:C6	2.65	0.50
1:CA:373:A:C2	1:CA:482:A:N6	2.80	0.50
1:CA:1148:U:H2'	1:CA:1149:C:O4'	2.11	0.50
1:CA:1385:G:O2'	1:CA:1386:G:H5'	2.11	0.50
1:CA:1478:C:H2'	1:CA:1479:C:C6	2.47	0.50
4:CD:52:SER:O	4:CD:54:TYR:N	2.45	0.50
4:CD:133:VAL:HG12	4:CD:135:LEU:H	1.75	0.50
19:CS:79:THR:O	19:CS:80:TYR:HB3	2.12	0.50
20:CT:74:LYS:C	20:CT:76:ALA:H	2.15	0.50
23:D1:94:LEU:CD2	23:D1:95:LEU:N	2.75	0.50
27:D5:25:LEU:HD12	48:DW:19:LEU:O	2.11	0.50
28:D6:36:LEU:C	28:D6:37:ARG:HD2	2.32	0.50
31:DA:624:C:C2'	31:DA:625:G:H5'	2.42	0.50
31:DA:743:G:H2'	31:DA:744:G:H5'	1.94	0.50
31:DA:878:A:C6	31:DA:900:A:C8	3.00	0.50

Continued on next page...

Continued from previous page...

Atom-1	Atom-2	Interatomic distance (Å)	Clash overlap (Å)
31:DA:1648:C:C2'	31:DA:1649:G:O5'	2.59	0.50
31:DA:1719:G:H2'	31:DA:1720:U:C5'	2.40	0.50
31:DA:1788:C:H2'	31:DA:1789:A:H8	1.77	0.50
31:DA:1797:C:H4'	33:DD:257:LEU:O	2.12	0.50
31:DA:1899:G:N2	31:DA:1902:C:C4	2.79	0.50
31:DA:2309:A:N3	31:DA:2310:A:H2	2.09	0.50
31:DA:2496:C:OP1	42:DQ:81:VAL:HG12	2.11	0.50
35:DF:34:TRP:CZ2	41:DP:12:ALA:HB2	2.47	0.50
35:DF:51:THR:OG1	35:DF:91:GLY:HA3	2.11	0.50
35:DF:53:THR:HG23	35:DF:55:GLY:N	2.26	0.50
36:DG:16:ARG:NE	36:DG:31:VAL:HG11	2.27	0.50
36:DG:51:ARG:HB3	36:DG:53:LEU:HD23	1.94	0.50
38:DI:10:GLU:C	38:DI:12:LEU:H	2.15	0.50
39:DN:9:VAL:CG1	39:DN:39:ARG:HH22	2.20	0.50
40:DO:31:LYS:C	40:DO:32:TYR:HD1	2.15	0.50
43:DR:96:ARG:HH21	43:DR:117:VAL:HG23	1.77	0.50
48:DW:24:ILE:HD12	48:DW:24:ILE:O	2.12	0.50
48:DW:59:VAL:HG12	48:DW:60:ASN:H	1.74	0.50
48:DW:64:MET:O	48:DW:65:LEU:CB	2.51	0.50
1:AA:445:G:C2	1:AA:446:G:C4	3.00	0.50
1:AA:473:G:H5'	16:AP:81:ARG:HG3	1.93	0.50
1:AA:938:A:N6	1:AA:939:G:C6	2.80	0.50
1:AA:987:G:N2	1:AA:1219:U:C2	2.80	0.50
1:AA:1412:C:C2	1:AA:1489:G:N2	2.80	0.50
2:AB:19:HIS:CE1	2:AB:206:ASP:HB2	2.46	0.50
6:AF:18:GLN:HA	6:AF:21:LEU:HD23	1.93	0.50
12:AL:119:LYS:O	12:AL:120:TYR:HB2	2.10	0.50
13:AM:54:VAL:O	13:AM:58:GLU:HG2	2.12	0.50
15:AO:54:ARG:O	15:AO:57:LEU:HB2	2.11	0.50
19:AS:48:THR:HG22	19:AS:61:TYR:HA	1.94	0.50
22:B0:43:THR:HG22	31:BA:2331:G:O2'	2.10	0.50
23:B1:34:THR:HG21	31:BA:388:G:OP1	2.11	0.50
31:BA:271(H):G:O6	31:BA:271(Q):G:C6	2.65	0.50
31:BA:848:G:H2'	31:BA:849:A:H8	1.77	0.50
31:BA:855:G:C6	31:BA:856:C:N4	2.80	0.50
31:BA:1257:C:H4'	35:BF:83:PHE:CE2	2.47	0.50
31:BA:1465:G:C4	31:BA:1466:G:C8	2.99	0.50
31:BA:1946:U:H2'	31:BA:1947:C:C6	2.44	0.50
31:BA:2098:U:H2'	31:BA:2099:U:H6	1.77	0.50
31:BA:2301:C:H2'	31:BA:2302:G:O4'	2.12	0.50
31:BA:2315:G:H2'	31:BA:2316:C:H6	1.74	0.50

Continued on next page...

Continued from previous page...

Atom-1	Atom-2	Interatomic distance (Å)	Clash overlap (Å)
31:BA:2584:U:C2'	31:BA:2585:U:H5'	2.41	0.50
31:BA:2842:G:O2'	31:BA:2843:G:H5'	2.11	0.50
32:BB:71:C:O2	32:BB:71:C:C2'	2.56	0.50
32:BB:110:G:N1	32:BB:111:G:C5	2.79	0.50
36:BG:120:LEU:HB2	36:BG:179:PRO:O	2.11	0.50
39:BN:56:ASN:H	39:BN:125:GLY:HA3	1.77	0.50
41:BP:89:ALA:O	41:BP:90:ARG:C	2.50	0.50
1:CA:112:G:H2'	1:CA:112:G:N3	2.27	0.50
1:CA:174:C:C5	1:CA:175:C:H5	2.29	0.50
1:CA:445:G:N3	1:CA:446:G:C8	2.80	0.50
1:CA:791:G:C5	1:CA:792:A:N7	2.79	0.50
1:CA:1288:A:H2	1:CA:1352:C:O2	1.94	0.50
4:CD:58:LEU:HD22	4:CD:62:GLN:HG2	1.93	0.50
4:CD:105:VAL:HG22	4:CD:146:ILE:HG21	1.93	0.50
5:CE:131:ILE:O	5:CE:134:ALA:HB3	2.12	0.50
7:CG:25:ALA:O	7:CG:29:LYS:HG2	2.12	0.50
8:CH:26:VAL:HG13	8:CH:59:LEU:HB2	1.93	0.50
9:CI:10:ARG:HG2	9:CI:104:ARG:O	2.11	0.50
9:CI:48:GLU:N	9:CI:49:PRO:CD	2.75	0.50
9:CI:53:VAL:C	9:CI:92:TYR:HE2	2.15	0.50
13:CM:61:GLU:HA	13:CM:66:LEU:HD11	1.93	0.50
15:CO:54:ARG:HG2	15:CO:58:MET:HE1	1.94	0.50
31:DA:17:G:H2'	31:DA:18:C:H6	1.75	0.50
31:DA:452:G:C4	31:DA:458:G:C6	3.00	0.50
31:DA:768:G:C6	31:DA:769:G:C5	3.00	0.50
31:DA:786:C:C2'	31:DA:787:U:H5'	2.41	0.50
31:DA:979:G:H3'	31:DA:980:A:C5'	2.42	0.50
31:DA:1525:G:H2'	31:DA:1526:G:C8	2.47	0.50
31:DA:2808:U:H2'	31:DA:2809:A:C5'	2.41	0.50
33:DD:35:LYS:NZ	33:DD:104:TYR:HD1	2.05	0.50
34:DE:103:ASP:OD2	34:DE:168:MET:HE2	2.12	0.50
36:DG:6:ALA:HB3	36:DG:104:GLU:OE1	2.11	0.50
37:DH:146:ALA:O	37:DH:147:ASN:C	2.49	0.50
38:DI:109:ILE:CG2	38:DI:130:TYR:OH	2.60	0.50
39:DN:131:GLN:OE1	39:DN:134:ARG:HB3	2.11	0.50
40:DO:50:GLY:C	40:DO:52:VAL:H	2.16	0.50
46:DU:112:ARG:HH11	46:DU:112:ARG:HG3	1.76	0.50
47:DV:1:MET:CE	47:DV:1:MET:HA	2.41	0.50
51:DZ:54:HIS:HE1	51:DZ:123:ASP:OD2	1.95	0.50
1:AA:59:A:H3'	1:AA:331:G:H22	1.77	0.49
1:AA:67:C:H2'	1:AA:68:G:C8	2.47	0.49

Continued on next page...

Continued from previous page...

Atom-1	Atom-2	Interatomic distance (Å)	Clash overlap (Å)
1:AA:143:A:N1	1:AA:220:G:O6	2.44	0.49
1:AA:414:A:C5	1:AA:431:A:C2	2.99	0.49
1:AA:685:G:C2	1:AA:686:U:C4	3.00	0.49
1:AA:754:C:H3'	1:AA:754:C:O2	2.11	0.49
1:AA:939:G:H5''	7:AG:102:ARG:NH1	2.26	0.49
1:AA:1252:A:H2'	1:AA:1253:G:O4'	2.12	0.49
2:AB:61:LEU:HD23	2:AB:68:ILE:HD11	1.94	0.49
3:AC:66:VAL:HG11	3:AC:91:LEU:HD13	1.95	0.49
10:AJ:45:ARG:HB2	10:AJ:65:LEU:HB3	1.92	0.49
18:AR:36:ASN:HD22	18:AR:39:VAL:HG21	1.76	0.49
24:B2:41:ILE:HG21	31:BA:95:G:H21	1.77	0.49
28:B6:13:CYS:HA	28:B6:50:ARG:O	2.11	0.49
30:B8:38:GLY:C	30:B8:40:GLU:H	2.14	0.49
31:BA:9:U:C5	31:BA:2629:A:N6	2.79	0.49
31:BA:494:G:C5'	31:BA:494:G:C8	2.95	0.49
31:BA:662:G:OP1	41:BP:18:ARG:NH1	2.44	0.49
31:BA:794:G:H2'	31:BA:795:C:C6	2.47	0.49
31:BA:971:C:H2'	31:BA:972:G:H5'	1.94	0.49
31:BA:1517:G:C2'	31:BA:1518:U:H5'	2.42	0.49
31:BA:1545:A:H2'	31:BA:1546:C:C5'	2.42	0.49
31:BA:1885:A:H2'	31:BA:1886:C:O4'	2.10	0.49
31:BA:2360:A:O2'	31:BA:2361:A:O5'	2.30	0.49
31:BA:2564:A:C2	31:BA:2647:U:H4'	2.46	0.49
35:BF:34:TRP:CZ2	41:BP:12:ALA:HB2	2.46	0.49
35:BF:195:ASP:CG	35:BF:197:ASP:HB3	2.31	0.49
37:BH:40:GLU:O	37:BH:41:MET:HE3	2.12	0.49
41:BP:17:LYS:C	41:BP:19:VAL:N	2.53	0.49
47:BV:82:ARG:HG2	47:BV:82:ARG:NH1	2.16	0.49
49:BX:63:LYS:O	49:BX:68:ARG:HA	2.12	0.49
49:BX:92:LEU:O	49:BX:93:GLU:HB3	2.12	0.49
50:BY:26:LYS:HG2	50:BY:27:VAL:H	1.76	0.49
50:BY:27:VAL:HG12	50:BY:29:GLU:OE1	2.11	0.49
51:BZ:63:ASP:O	51:BZ:65:GLN:N	2.44	0.49
1:CA:607:A:H2'	1:CA:608:A:O4'	2.12	0.49
1:CA:865:A:C2	1:CA:918:A:H4'	2.47	0.49
1:CA:1272:G:C6	1:CA:1273:G:C5	3.00	0.49
1:CA:1505:G:H5''	1:CA:1506:U:OP1	2.12	0.49
7:CG:146:GLU:HA	7:CG:149:ARG:HB2	1.92	0.49
12:CL:83:VAL:HG13	12:CL:100:ILE:HG23	1.92	0.49
18:CR:52:PRO:O	18:CR:56:THR:HG23	2.12	0.49
19:CS:48:THR:HG22	19:CS:61:TYR:HA	1.94	0.49

Continued on next page...

Continued from previous page...

Atom-1	Atom-2	Interatomic distance (Å)	Clash overlap (Å)
20:CT:73:HIS:HB3	20:CT:74:LYS:HG2	1.94	0.49
24:D2:17:SER:O	24:D2:20:GLU:HB2	2.12	0.49
26:D4:29:PRO:C	26:D4:31:ILE:H	2.15	0.49
30:D8:38:GLY:C	30:D8:40:GLU:H	2.14	0.49
31:DA:146:G:C5'	31:DA:146:G:H8	2.25	0.49
31:DA:271(P):C:C2'	31:DA:271(Q):G:H5'	2.42	0.49
31:DA:481:G:OP2	50:DY:47:LYS:CE	2.60	0.49
31:DA:864:G:C6	31:DA:865:C:N4	2.80	0.49
31:DA:1276:A:O2'	43:DR:16:HIS:HE1	1.94	0.49
31:DA:1531:C:H3'	31:DA:1532:C:C4'	2.42	0.49
31:DA:2364:C:H2'	31:DA:2365:G:O4'	2.11	0.49
31:DA:2418:A:H2'	31:DA:2419:U:H6	1.77	0.49
33:DD:35:LYS:HE2	33:DD:65:ILE:HG22	1.94	0.49
33:DD:89:SER:HB2	33:DD:159:ALA:HB2	1.94	0.49
35:DF:24:LEU:O	35:DF:25:PRO:C	2.47	0.49
38:DI:94:ALA:CB	38:DI:114:LEU:HD12	2.41	0.49
41:DP:144:GLU:N	41:DP:145:PRO:CD	2.75	0.49
42:DQ:20:ALA:CB	42:DQ:99:PRO:HG2	2.42	0.49
45:DT:109:GLU:CA	45:DT:112:ARG:HG3	2.40	0.49
50:DY:27:VAL:HG12	50:DY:29:GLU:N	2.18	0.49
50:DY:27:VAL:CB	50:DY:29:GLU:OE1	2.59	0.49
1:AA:41:G:H2'	1:AA:42:G:H8	1.77	0.49
1:AA:59:A:H1'	1:AA:354:G:N2	2.28	0.49
1:AA:93:G:C6	1:AA:96:U:C4	3.00	0.49
1:AA:109:A:C6	1:AA:326:G:C6	3.00	0.49
1:AA:913:A:H4'	1:AA:914:A:O5'	2.12	0.49
1:AA:1086:U:H2'	1:AA:1087:G:H8	1.77	0.49
1:AA:1148:U:H2'	1:AA:1149:C:O4'	2.11	0.49
1:AA:1160:G:N2	1:AA:1161:C:C6	2.80	0.49
1:AA:1452:C:H4'	1:AA:1456:G:N3	2.27	0.49
5:AE:13:ILE:HA	5:AE:29:GLY:O	2.13	0.49
8:AH:69:ARG:HD3	8:AH:75:ARG:O	2.12	0.49
9:AI:55:ALA:CB	9:AI:58:ARG:HD2	2.41	0.49
12:AL:25:PRO:C	12:AL:27:LEU:H	2.16	0.49
19:AS:79:THR:O	19:AS:80:TYR:HB3	2.12	0.49
20:AT:58:LYS:HG3	20:AT:62:LEU:HD12	1.94	0.49
22:B0:53:MET:CE	22:B0:57:PHE:CD1	2.94	0.49
23:B1:94:LEU:O	23:B1:95:LEU:HG	2.12	0.49
27:B5:36:CYS:C	27:B5:38:ALA:H	2.15	0.49
29:B7:38:GLY:O	29:B7:39:ARG:C	2.50	0.49
31:BA:82:G:O2'	31:BA:83:G:H5'	2.12	0.49

Continued on next page...

Continued from previous page...

Atom-1	Atom-2	Interatomic distance (Å)	Clash overlap (Å)
31:BA:272(D):G:H1	31:BA:364:C:H42	1.59	0.49
31:BA:814:C:N4	41:BP:27:HIS:CD2	2.77	0.49
31:BA:897:C:O2'	31:BA:899:A:N7	2.39	0.49
31:BA:1568:G:H5'	33:BD:60:ARG:HA	1.94	0.49
31:BA:1747(A):G:C2'	31:BA:1748:G:H5''	2.42	0.49
31:BA:1836:C:H2'	31:BA:1837:C:H6	1.77	0.49
31:BA:2205:C:O2	31:BA:2220:G:C2	2.65	0.49
31:BA:2286:A:O2'	31:BA:2286:A:H8	1.95	0.49
31:BA:2309:A:C2	31:BA:2310:A:H2	2.29	0.49
31:BA:2836:U:C4	31:BA:2883:A:N6	2.80	0.49
32:BB:28:C:H2'	32:BB:29:A:H8	1.77	0.49
37:BH:19:VAL:HG21	37:BH:44:VAL:HA	1.95	0.49
37:BH:43:VAL:CG1	37:BH:53:GLU:H	2.25	0.49
47:BV:35:LEU:HB2	47:BV:59:ALA:HB1	1.93	0.49
50:BY:17:SER:HB2	50:BY:71:LYS:HE2	1.94	0.49
1:CA:328:C:O2	1:CA:328:C:C2'	2.60	0.49
1:CA:473:G:H2'	1:CA:474:G:H8	1.77	0.49
1:CA:833:U:H2'	1:CA:834:C:C6	2.47	0.49
2:CB:97:TRP:CZ3	2:CB:173:ALA:HA	2.46	0.49
3:CC:150:LYS:HE3	3:CC:167:TRP:HE1	1.77	0.49
4:CD:150:GLU:HG2	4:CD:151:LYS:H	1.77	0.49
4:CD:202:LEU:N	4:CD:202:LEU:HD23	2.27	0.49
16:CP:14:ASN:N	16:CP:15:PRO:HD3	2.27	0.49
24:D2:27:GLU:O	24:D2:30:ARG:HG2	2.11	0.49
30:D8:35:GLN:OE1	31:DA:2421:G:OP2	2.29	0.49
31:DA:309:G:O3'	50:DY:18:GLY:CA	2.60	0.49
31:DA:389:G:H22	41:DP:72:PRO:HD3	1.76	0.49
31:DA:460:A:C2	31:DA:470:A:C4	3.00	0.49
31:DA:613:G:N2	31:DA:614(C):A:O2'	2.45	0.49
31:DA:767:U:O2'	31:DA:768:G:H5'	2.12	0.49
31:DA:848:G:H2'	31:DA:849:A:H8	1.74	0.49
31:DA:1451:C:N3	31:DA:1459:G:O6	2.44	0.49
31:DA:2186:G:C2'	31:DA:2187:G:H5''	2.42	0.49
31:DA:2286:A:O2'	31:DA:2286:A:H8	1.94	0.49
31:DA:2723:C:H5''	43:DR:2:ARG:HD2	1.93	0.49
31:DA:2808:U:N3	31:DA:2892:A:C5	2.79	0.49
32:DB:7:G:H3'	32:DB:8:U:C5'	2.35	0.49
32:DB:31:C:O2	32:DB:52:A:H2	1.95	0.49
33:DD:233:HIS:N	33:DD:233:HIS:CD2	2.81	0.49
33:DD:243:GLY:O	33:DD:244:ARG:HB3	2.10	0.49
34:DE:60:ASN:N	34:DE:60:ASN:HD22	2.08	0.49

Continued on next page...

Continued from previous page...

Atom-1	Atom-2	Interatomic distance (Å)	Clash overlap (Å)
36:DG:119:GLY:H	36:DG:181:ARG:HH21	1.59	0.49
38:DI:79:ILE:CG2	38:DI:81:VAL:HG23	2.41	0.49
39:DN:67:LEU:C	39:DN:69:GLN:N	2.65	0.49
41:DP:92:GLU:HA	41:DP:123:LEU:HD22	1.94	0.49
50:DY:8:LYS:HD2	50:DY:8:LYS:N	2.26	0.49
1:AA:16:A:O2'	1:AA:17:U:H5'	2.12	0.49
1:AA:173:U:C2	1:AA:197:A:N1	2.80	0.49
1:AA:246:A:C2	1:AA:282:A:C5	3.00	0.49
1:AA:352:C:O2'	1:AA:354:G:OP1	2.15	0.49
1:AA:883:C:C2'	1:AA:884:U:H5'	2.41	0.49
2:AB:9:GLU:CD	2:AB:9:GLU:H	2.15	0.49
4:AD:119:GLN:CG	4:AD:123:HIS:HD2	2.22	0.49
18:AR:72:ARG:O	18:AR:76:LEU:HD23	2.11	0.49
31:BA:271(G):C:O2	31:BA:271(G):C:H2'	2.12	0.49
31:BA:817:C:O2'	31:BA:839:U:H5''	2.13	0.49
31:BA:1131:G:OP2	31:BA:2515:C:H4'	2.12	0.49
31:BA:1410:G:C5	31:BA:1411:C:C5	3.00	0.49
31:BA:1503:U:H3'	31:BA:1503:U:H6	1.77	0.49
31:BA:1694:C:O2'	31:BA:1695:G:C5	2.64	0.49
31:BA:2543:G:H8	31:BA:2543:G:H5'	1.76	0.49
31:BA:2586:C:C5	31:BA:2608:G:N2	2.80	0.49
31:BA:2637:U:H2'	31:BA:2638:G:C5'	2.43	0.49
31:BA:2808:U:N3	31:BA:2892:A:C6	2.80	0.49
32:BB:7:G:H3'	32:BB:8:U:C5'	2.37	0.49
32:BB:31:C:H2'	32:BB:32:C:H6	1.77	0.49
32:BB:58:A:H5'	32:BB:59:A:OP2	2.12	0.49
33:BD:25:THR:O	33:BD:26:LYS:C	2.50	0.49
33:BD:233:HIS:CD2	33:BD:233:HIS:H	2.29	0.49
34:BE:201:THR:HG22	34:BE:203:LYS:N	2.27	0.49
35:BF:199:TRP:CH2	35:BF:203:GLN:NE2	2.80	0.49
37:BH:158:HIS:CD2	37:BH:170:ARG:HA	2.47	0.49
41:BP:14:LYS:H	41:BP:14:LYS:HD2	1.76	0.49
42:BQ:141:GLN:HG2	51:BZ:71:VAL:O	2.12	0.49
50:BY:45:VAL:HG13	50:BY:62:GLU:OE2	2.13	0.49
1:CA:445:G:C2	1:CA:446:G:C4	3.00	0.49
1:CA:585:G:N3	1:CA:879:C:H4'	2.27	0.49
1:CA:674:G:O2'	1:CA:675:A:H5'	2.12	0.49
1:CA:797:C:O2'	1:CA:798:G:H5'	2.12	0.49
1:CA:1388:C:H2'	1:CA:1389:C:C6	2.46	0.49
6:CF:10:LEU:N	6:CF:10:LEU:CD1	2.75	0.49
13:CM:66:LEU:O	13:CM:70:LEU:HB2	2.12	0.49

Continued on next page...

Continued from previous page...

Atom-1	Atom-2	Interatomic distance (Å)	Clash overlap (Å)
27:D5:57:VAL:CG2	27:D5:58:LEU:H	2.19	0.49
31:DA:150:C:H2'	31:DA:151:C:C6	2.47	0.49
31:DA:662:G:OP1	41:DP:18:ARG:NH1	2.43	0.49
31:DA:993:G:C5'	47:DV:75:PHE:CE2	2.90	0.49
31:DA:1171:G:H3'	31:DA:1173:G:O4'	2.12	0.49
31:DA:1377:G:H8	31:DA:1377:G:O5'	1.95	0.49
31:DA:1628:G:H2'	31:DA:1629:U:C6	2.47	0.49
31:DA:1635:G:H5'	31:DA:1635:G:C8	2.47	0.49
31:DA:1771:C:H1'	31:DA:1786:A:C8	2.48	0.49
31:DA:1858:G:H8	31:DA:1858:G:OP2	1.94	0.49
31:DA:1861:G:C2	31:DA:1862:G:C8	3.01	0.49
31:DA:2098:U:H2'	31:DA:2099:U:H6	1.76	0.49
31:DA:2575:C:H2'	31:DA:2578:G:O6	2.13	0.49
31:DA:2584:U:O2	31:DA:2584:U:O5'	2.30	0.49
32:DB:28:C:N3	32:DB:29:A:N7	2.60	0.49
33:DD:30:GLU:HG3	33:DD:63:ARG:NE	2.26	0.49
34:DE:119:ARG:HB3	34:DE:120:TRP:CD1	2.47	0.49
40:DO:61:VAL:O	40:DO:63:VAL:HG12	2.12	0.49
41:DP:8:PRO:O	41:DP:10:PRO:HD3	2.11	0.49
41:DP:66:GLY:O	41:DP:67:MET:O	2.29	0.49
42:DQ:63:LYS:HB2	42:DQ:63:LYS:HZ3	1.76	0.49
42:DQ:75:THR:HA	42:DQ:88:GLY:CA	2.42	0.49
46:DU:8:VAL:HG11	46:DU:12:ARG:NH1	2.26	0.49
46:DU:92:ARG:HD2	47:DV:11:GLN:HG2	1.90	0.49
46:DU:92:ARG:O	46:DU:93:LYS:C	2.49	0.49
50:DY:45:VAL:HG13	50:DY:62:GLU:OE2	2.12	0.49
51:DZ:44:PHE:CZ	51:DZ:48:PHE:HD2	2.31	0.49
1:AA:146:G:O6	1:AA:176:C:N3	2.45	0.49
1:AA:186:C:C2	1:AA:187:C:C5	3.01	0.49
1:AA:373:A:C2	1:AA:482:A:N6	2.81	0.49
1:AA:441:A:H3'	1:AA:442:C:C6	2.47	0.49
1:AA:515:G:N2	1:AA:537:G:C4	2.81	0.49
1:AA:655:A:C2	1:AA:754:C:C4	3.00	0.49
1:AA:675:A:C6	1:AA:676:A:C5	3.01	0.49
1:AA:679:C:O2'	1:AA:680:C:H5'	2.13	0.49
1:AA:776:G:HO2'	1:AA:777:A:P	2.36	0.49
1:AA:986:A:N1	1:AA:1220:G:C2	2.80	0.49
1:AA:1030(D):A:H62	1:AA:1031:G:H21	1.60	0.49
1:AA:1464:G:OP2	45:BT:111:ARG:NH2	2.45	0.49
1:AA:1505:G:H5''	1:AA:1506:U:OP1	2.13	0.49
7:AG:146:GLU:HA	7:AG:149:ARG:HB2	1.93	0.49

Continued on next page...

Continued from previous page...

Atom-1	Atom-2	Interatomic distance (Å)	Clash overlap (Å)
11:AK:29:ILE:HB	11:AK:44:SER:HB2	1.94	0.49
11:AK:59:TYR:CE2	11:AK:63:LEU:HD12	2.48	0.49
12:AL:41:ARG:CG	12:AL:42:THR:N	2.74	0.49
31:BA:38:A:H2'	31:BA:39:C:C6	2.48	0.49
31:BA:107:C:H2'	31:BA:108:U:C6	2.48	0.49
31:BA:386:G:H4'	31:BA:387:U:OP2	2.11	0.49
31:BA:878:A:N6	31:BA:900:A:C8	2.80	0.49
31:BA:1489:U:O2'	31:BA:1490:A:H5''	2.12	0.49
31:BA:1497:U:C2'	31:BA:1498:C:OP1	2.60	0.49
31:BA:1509(B):A:H2'	31:BA:1510:G:C8	2.48	0.49
31:BA:2287:A:C4	31:BA:2289:G:N7	2.80	0.49
31:BA:2306:C:OP2	31:BA:2307:G:H8	1.95	0.49
31:BA:2312:U:C2'	31:BA:2313:C:H5'	2.43	0.49
33:BD:270:ILE:C	33:BD:271:ILE:HG13	2.32	0.49
34:BE:128:SER:O	34:BE:130:GLY:N	2.45	0.49
38:BI:8:PRO:O	38:BI:9:LEU:HD23	2.12	0.49
40:BO:87:ILE:CG2	40:BO:88:ASN:N	2.74	0.49
41:BP:8:PRO:O	41:BP:10:PRO:HD3	2.12	0.49
41:BP:144:GLU:N	41:BP:145:PRO:CD	2.75	0.49
43:BR:41:ALA:O	43:BR:42:LYS:C	2.51	0.49
43:BR:96:ARG:HH21	43:BR:117:VAL:HG23	1.78	0.49
47:BV:19:LYS:HE2	47:BV:20:LEU:HD12	1.93	0.49
47:BV:54:GLY:C	47:BV:56:SER:H	2.13	0.49
48:BW:4:LYS:CB	48:BW:106:ILE:HG22	2.40	0.49
1:CA:382:A:C2	1:CA:383:A:C4	3.00	0.49
1:CA:1099:G:H2'	1:CA:1099:G:N3	2.27	0.49
1:CA:1271:G:H5'	1:CA:1314:C:H5'	1.94	0.49
2:CB:19:HIS:CE1	2:CB:206:ASP:HB2	2.46	0.49
2:CB:61:LEU:HD21	2:CB:68:ILE:HD11	1.94	0.49
7:CG:62:PHE:HA	7:CG:124:LEU:HD22	1.93	0.49
8:CH:120:THR:H	8:CH:123:GLU:HB2	1.77	0.49
10:CJ:44:VAL:HG22	10:CJ:66:ARG:HG2	1.94	0.49
23:D1:25:LYS:O	23:D1:26:ARG:HB3	2.13	0.49
31:DA:745:G:H2'	31:DA:746:A:H5'	1.93	0.49
31:DA:1275:A:C8	43:DR:16:HIS:CD2	3.00	0.49
31:DA:1349:A:N6	31:DA:1598:C:N4	2.60	0.49
31:DA:1433:U:O2'	31:DA:1434:A:H5'	2.12	0.49
31:DA:2599:G:OP2	33:DD:236:GLY:N	2.45	0.49
32:DB:30:C:H2'	32:DB:31:C:H5'	1.94	0.49
33:DD:155:LEU:HD23	33:DD:177:LEU:HD22	1.94	0.49
35:DF:53:THR:HG23	35:DF:56:GLU:H	1.78	0.49

Continued on next page...

Continued from previous page...

Atom-1	Atom-2	Interatomic distance (Å)	Clash overlap (Å)
36:DG:25:TYR:CE2	36:DG:32:PRO:HD3	2.46	0.49
36:DG:174:GLU:HG3	36:DG:180:PHE:CD1	2.47	0.49
42:DQ:141:GLN:HE21	51:DZ:71:VAL:C	2.16	0.49
47:DV:4:ILE:O	47:DV:39:LEU:HB3	2.11	0.49
51:DZ:175:VAL:HB	51:DZ:176:PRO:CD	2.43	0.49
1:AA:335:C:O2'	1:AA:336:C:H5'	2.13	0.49
1:AA:354:G:C4	1:AA:355:C:C5	3.00	0.49
1:AA:710:G:H5''	6:AF:54:LYS:HE3	1.95	0.49
1:AA:1142:G:H3'	1:AA:1143:G:H8	1.77	0.49
1:AA:1152:A:H5''	10:AJ:13:HIS:HD2	1.74	0.49
2:AB:87:ARG:NE	2:AB:233:SER:HB3	2.23	0.49
2:AB:185:ILE:HA	2:AB:199:TYR:O	2.12	0.49
5:AE:12:LEU:C	5:AE:12:LEU:HD22	2.33	0.49
8:AH:30:ARG:O	8:AH:34:GLU:HG2	2.13	0.49
8:AH:134:ILE:O	8:AH:135:CYS:HB3	2.13	0.49
9:AI:4:TYR:N	9:AI:4:TYR:CD1	2.81	0.49
9:AI:113:LYS:H	9:AI:119:ALA:HA	1.77	0.49
10:AJ:8:LEU:HD22	10:AJ:20:ALA:HB2	1.94	0.49
11:AK:96:ARG:O	11:AK:99:GLN:HG2	2.13	0.49
20:AT:73:HIS:HB3	20:AT:74:LYS:HG2	1.93	0.49
31:BA:372:G:O2'	31:BA:373:U:P	2.71	0.49
31:BA:541:C:C4	31:BA:542:C:N4	2.81	0.49
31:BA:1557:C:H5''	31:BA:1558:A:OP2	2.12	0.49
31:BA:1688:U:O2	31:BA:1700:A:H8	1.96	0.49
31:BA:2808:U:H2'	31:BA:2809:A:C5'	2.42	0.49
32:BB:94:C:H2'	32:BB:95:C:H6	1.77	0.49
33:BD:24:ILE:CG2	33:BD:24:ILE:O	2.59	0.49
33:BD:92:ILE:HD13	33:BD:104:TYR:CE2	2.48	0.49
33:BD:211:ARG:HA	33:BD:214:TRP:CD2	2.47	0.49
38:BI:31:LEU:HD13	38:BI:31:LEU:N	2.27	0.49
46:BU:55:ARG:HA	46:BU:58:ARG:HD2	1.94	0.49
49:BX:37:THR:HG23	49:BX:54:VAL:CB	2.35	0.49
49:BX:82:GLN:CD	49:BX:83:VAL:H	2.16	0.49
1:CA:658:G:C6	1:CA:749:C:N4	2.79	0.49
1:CA:960:U:H2'	1:CA:960:U:O2	2.11	0.49
1:CA:1381:U:H2'	1:CA:1382:C:H5'	1.94	0.49
3:CC:19:GLU:HG2	3:CC:19:GLU:O	2.13	0.49
5:CE:10:MET:HB2	5:CE:32:VAL:CG2	2.38	0.49
11:CK:108:ILE:HB	18:CR:87:ARG:HA	1.94	0.49
20:CT:37:SER:O	20:CT:41:ILE:HG12	2.13	0.49
21:CU:22:ARG:N	21:CU:23:PRO:HD3	2.27	0.49

Continued on next page...

Continued from previous page...

Atom-1	Atom-2	Interatomic distance (Å)	Clash overlap (Å)
22:D0:16:SER:HB2	31:DA:2262:U:OP2	2.11	0.49
22:D0:74:ARG:NH2	32:DB:13:A:C8	2.80	0.49
30:D8:35:GLN:CB	30:D8:36:LYS:HZ3	2.25	0.49
31:DA:150:C:H2'	31:DA:151:C:H6	1.78	0.49
31:DA:667:U:H2'	31:DA:668:G:C5'	2.43	0.49
31:DA:685:A:C8	31:DA:774:A:C6	3.00	0.49
31:DA:745:G:C2'	31:DA:746:A:H5'	2.42	0.49
31:DA:746:A:N3	55:DA:3311:ZIT:H161	2.25	0.49
31:DA:911:A:C4	42:DQ:9:TYR:OH	2.58	0.49
31:DA:1204:A:H2	31:DA:1241:A:N1	2.09	0.49
31:DA:1688:U:O2	31:DA:1700:A:H8	1.95	0.49
31:DA:2074:U:H2'	31:DA:2075:U:C6	2.47	0.49
34:DE:33:VAL:CG1	34:DE:90:THR:H	2.24	0.49
35:DF:22:ALA:C	35:DF:26:ALA:HB2	2.33	0.49
42:DQ:18:LYS:O	42:DQ:19:GLY:C	2.50	0.49
46:DU:92:ARG:CB	47:DV:11:GLN:NE2	2.70	0.49
47:DV:35:LEU:HB2	47:DV:59:ALA:HB1	1.93	0.49
1:AA:149:A:HO2'	1:AA:150:C:H6	1.53	0.49
1:AA:166:G:C4	1:AA:167:G:C8	3.00	0.49
1:AA:262:A:C6	1:AA:263:A:N6	2.80	0.49
1:AA:950:U:H2'	1:AA:951:G:H8	1.78	0.49
1:AA:1128:C:H5'	9:AI:16:ARG:HH22	1.76	0.49
8:AH:38:ILE:HD11	8:AH:118:VAL:O	2.13	0.49
31:BA:856:C:C6	31:BA:856:C:H5''	2.46	0.49
31:BA:1316:U:O2'	31:BA:1317:A:H5'	2.12	0.49
31:BA:1478:G:H2'	31:BA:1479:G:H5'	1.94	0.49
31:BA:1887:C:C3'	31:BA:1888:G:H5'	2.42	0.49
31:BA:2314:C:O2	31:BA:2314:C:H2'	2.11	0.49
31:BA:2315:G:C6	31:BA:2316:C:N4	2.81	0.49
33:BD:43:ARG:NH1	33:BD:44:ASN:ND2	2.61	0.49
35:BF:84:VAL:O	35:BF:85:GLY:C	2.49	0.49
36:BG:56:ALA:HB2	36:BG:153:ARG:NH2	2.26	0.49
38:BI:79:ILE:CG2	38:BI:81:VAL:HG23	2.43	0.49
38:BI:86:THR:HG23	38:BI:122:GLU:OE2	2.12	0.49
41:BP:6:LEU:HD12	41:BP:8:PRO:HB2	1.94	0.49
41:BP:83:VAL:CG1	41:BP:112:LEU:HD21	2.42	0.49
42:BQ:63:LYS:HB2	42:BQ:63:LYS:HZ3	1.77	0.49
1:CA:279:A:OP2	17:CQ:95:TYR:OH	2.26	0.49
1:CA:340:U:H2'	1:CA:341:C:O4'	2.12	0.49
1:CA:615:C:H2'	1:CA:616:G:O4'	2.11	0.49
1:CA:1498:U:H1'	1:CA:1499:A:OP2	2.13	0.49

Continued on next page...

Continued from previous page...

Atom-1	Atom-2	Interatomic distance (Å)	Clash overlap (Å)
11:CK:111:ASP:HA	18:CR:84:LYS:CE	2.42	0.49
22:D0:55:ARG:HG3	31:DA:2365:G:OP1	2.11	0.49
24:D2:26:ARG:HG3	24:D2:29:LYS:NZ	2.28	0.49
24:D2:47:ASN:C	24:D2:49:LYS:H	2.14	0.49
27:D5:47:PRO:O	27:D5:48:GLU:HG3	2.12	0.49
31:DA:372:G:O2'	31:DA:373:U:P	2.70	0.49
31:DA:558:G:P	39:DN:111:PRO:HD2	2.52	0.49
31:DA:1568:G:H21	33:DD:58:HIS:HE1	1.61	0.49
31:DA:1693:U:H4'	31:DA:1694:C:OP2	2.11	0.49
31:DA:2206:G:H21	31:DA:2207:G:C4'	2.24	0.49
31:DA:2228:G:H2'	31:DA:2229:C:C6	2.48	0.49
31:DA:2273:A:H2'	31:DA:2274:A:C8	2.48	0.49
31:DA:2619:C:H2'	31:DA:2620:C:H6	1.76	0.49
33:DD:70:TRP:CD1	33:DD:70:TRP:C	2.86	0.49
35:DF:24:LEU:CB	35:DF:25:PRO:HD2	2.35	0.49
41:DP:45:LEU:CD2	41:DP:46:LYS:N	2.76	0.49
44:DS:88:ASP:CG	44:DS:89:ARG:N	2.66	0.49
47:DV:28:GLU:CG	47:DV:29:PRO:HD3	2.41	0.49
48:DW:4:LYS:HE3	48:DW:6:ILE:HD11	1.95	0.49
49:DX:25:LYS:HG3	49:DX:26:TYR:CD1	2.46	0.49
50:DY:27:VAL:HG12	50:DY:29:GLU:OE1	2.12	0.49
50:DY:37:VAL:CG2	50:DY:67:LEU:HD23	2.42	0.49
1:AA:355:C:C4	1:AA:356:A:N7	2.80	0.49
1:AA:977:A:C2'	1:AA:978:A:H5'	2.43	0.49
1:AA:1321:C:H3'	1:AA:1322:C:H5''	1.94	0.49
1:AA:1530:G:OP1	1:AA:1530:G:C4'	2.61	0.49
3:AC:27:LYS:HA	3:AC:27:LYS:HZ3	1.78	0.49
5:AE:57:LYS:O	5:AE:61:TYR:CD2	2.63	0.49
6:AF:8:ILE:HG22	6:AF:10:LEU:HD11	1.95	0.49
6:AF:18:GLN:O	6:AF:21:LEU:HB2	2.12	0.49
16:AP:18:ARG:O	16:AP:19:ILE:C	2.50	0.49
17:AQ:59:ILE:HD13	17:AQ:73:VAL:HA	1.93	0.49
27:B5:27:PRO:HB3	48:BW:23:LEU:CD1	2.42	0.49
31:BA:528:A:C2	31:BA:2043:C:H4'	2.46	0.49
31:BA:860:U:C5	31:BA:2268:A:C8	3.01	0.49
31:BA:1498:C:N4	31:BA:1499:C:N4	2.60	0.49
31:BA:1673:U:C4	34:BE:129:HIS:HD2	2.30	0.49
31:BA:1679:U:H2'	31:BA:1680:U:H5'	1.95	0.49
31:BA:1884:A:O2'	31:BA:1885:A:H5'	2.12	0.49
31:BA:2740:A:C6	31:BA:2764:A:C8	3.01	0.49
32:BB:81:G:O6	32:BB:96:U:O2	2.30	0.49

Continued on next page...

Continued from previous page...

Atom-1	Atom-2	Interatomic distance (Å)	Clash overlap (Å)
37:BH:145:ALA:HB1	37:BH:164:TYR:CE1	2.48	0.49
39:BN:2:LYS:HE3	47:BV:12:TYR:HA	1.93	0.49
39:BN:18:ALA:O	39:BN:21:LYS:N	2.44	0.49
39:BN:131:GLN:CD	39:BN:134:ARG:CB	2.76	0.49
41:BP:125:VAL:O	41:BP:145:PRO:HD2	2.13	0.49
42:BQ:108:GLY:C	42:BQ:109:VAL:HG22	2.32	0.49
43:BR:60:LEU:O	43:BR:60:LEU:HG	2.12	0.49
44:BS:17:ARG:C	44:BS:19:LYS:H	2.16	0.49
1:CA:139:G:H2'	1:CA:140:A:H8	1.77	0.49
1:CA:146:G:O6	1:CA:176:C:N3	2.45	0.49
1:CA:437:U:C5'	4:CD:155:LEU:HD13	2.42	0.49
1:CA:592:G:C2	1:CA:648:A:C2	3.01	0.49
1:CA:617:G:N1	1:CA:618:C:C5	2.81	0.49
1:CA:706:A:C5	1:CA:707:C:C5	3.00	0.49
1:CA:914:A:C2'	1:CA:915:A:H5'	2.42	0.49
1:CA:1151:A:O2'	1:CA:1152:A:H8	1.95	0.49
4:CD:119:GLN:O	4:CD:123:HIS:HD2	1.96	0.49
5:CE:147:ASP:N	5:CE:147:ASP:OD2	2.45	0.49
9:CI:77:ILE:O	9:CI:81:ILE:HG12	2.12	0.49
11:CK:59:TYR:CE2	11:CK:63:LEU:HD12	2.48	0.49
19:CS:36:ARG:HD2	19:CS:52:TYR:O	2.13	0.49
23:D1:11:ARG:HB3	23:D1:12:PRO:HD3	1.94	0.49
24:D2:14:ARG:NH2	24:D2:57:ILE:HG22	2.28	0.49
24:D2:45:SER:O	24:D2:48:HIS:HB2	2.13	0.49
31:DA:301:G:H1	31:DA:316:C:H42	1.60	0.49
31:DA:543:C:N4	31:DA:551:G:H1	2.10	0.49
31:DA:1112:G:C1'	31:DA:1113:U:OP1	2.61	0.49
31:DA:1509(B):A:H2'	31:DA:1510:G:C8	2.47	0.49
31:DA:1654:A:C1'	31:DA:2823:A:H5'	2.43	0.49
31:DA:2186:G:H3'	31:DA:2187:G:H5''	1.94	0.49
31:DA:2416:C:OP1	41:DP:64:LYS:O	2.31	0.49
31:DA:2759:G:O2'	31:DA:2760:C:H5'	2.13	0.49
32:DB:2:C:C2	32:DB:3:C:C5	3.00	0.49
36:DG:11:TYR:OH	36:DG:33:ARG:HA	2.13	0.49
36:DG:32:PRO:HB3	36:DG:163:ALA:HB2	1.95	0.49
36:DG:106:LEU:O	36:DG:111:LEU:HG	2.13	0.49
37:DH:54:ARG:HB3	37:DH:65:HIS:HB2	1.93	0.49
37:DH:66:GLY:HA2	37:DH:69:ARG:HB2	1.94	0.49
39:DN:131:GLN:CD	39:DN:134:ARG:CB	2.79	0.49
45:DT:33:LYS:HA	45:DT:33:LYS:NZ	2.27	0.49
45:DT:78:LEU:C	45:DT:79:HIS:ND1	2.66	0.49

Continued on next page...

Continued from previous page...

Atom-1	Atom-2	Interatomic distance (Å)	Clash overlap (Å)
49:DX:65:ARG:NE	49:DX:65:ARG:CA	2.75	0.49
50:DY:75:ILE:O	50:DY:76:CYS:HB2	2.12	0.49
1:AA:17:U:C2	1:AA:18:C:C5	3.01	0.49
1:AA:66:G:O4'	1:AA:173:U:C4	2.66	0.49
1:AA:363:A:C5	12:AL:31:PRO:HD2	2.48	0.49
1:AA:533:A:C4'	1:AA:534:U:OP1	2.60	0.49
1:AA:611:A:N6	1:AA:629:G:H1	2.10	0.49
1:AA:701:C:O2	1:AA:703:G:N1	2.46	0.49
1:AA:1305:G:H5'	21:AU:4:GLY:HA3	1.95	0.49
3:AC:182:ILE:CG1	3:AC:203:PHE:HD1	2.24	0.49
6:AF:91:VAL:HG12	6:AF:92:LYS:O	2.12	0.49
7:AG:25:ALA:O	7:AG:29:LYS:HG2	2.12	0.49
8:AH:109:ILE:HG22	8:AH:137:VAL:HB	1.95	0.49
10:AJ:48:THR:HA	10:AJ:62:HIS:HB3	1.95	0.49
31:BA:298:G:H5''	31:BA:299:A:OP1	2.13	0.49
31:BA:415:A:H2'	31:BA:416:C:C6	2.48	0.49
31:BA:675:A:C6	31:BA:676:A:C6	3.01	0.49
31:BA:848:G:C4	31:BA:933:A:H8	2.30	0.49
31:BA:993:G:N3	47:BV:91:TYR:CE1	2.81	0.49
31:BA:1050:A:C2	31:BA:2751:G:C5	3.01	0.49
31:BA:1279:G:H5'	43:BR:34:ILE:HD11	1.95	0.49
31:BA:2680:C:H5'	34:BE:189:PRO:HA	1.94	0.49
33:BD:44:ASN:OD1	33:BD:44:ASN:N	2.45	0.49
33:BD:84:TYR:HE2	33:BD:86:PRO:HB3	1.77	0.49
36:BG:135:LEU:HD12	36:BG:135:LEU:N	2.27	0.49
37:BH:40:GLU:O	37:BH:41:MET:CB	2.57	0.49
41:BP:112:LEU:CD2	41:BP:113:LYS:N	2.76	0.49
45:BT:32:TYR:CD2	45:BT:81:PRO:O	2.65	0.49
45:BT:78:LEU:O	45:BT:79:HIS:CG	2.65	0.49
47:BV:46:VAL:O	47:BV:47:VAL:HB	2.12	0.49
1:CA:93:G:C6	1:CA:96:U:C4	3.00	0.49
1:CA:299:G:C5	1:CA:300:A:C6	3.01	0.49
1:CA:327:A:C3'	1:CA:328:C:H5''	2.39	0.49
1:CA:664:G:P	18:CR:64:ARG:HH21	2.36	0.49
1:CA:834:C:H2'	1:CA:835:U:C6	2.48	0.49
1:CA:1142:G:H3'	1:CA:1143:G:H8	1.77	0.49
1:CA:1160:G:N2	1:CA:1161:C:C6	2.81	0.49
1:CA:1187:G:C6	1:CA:1188:A:C6	3.00	0.49
1:CA:1255:G:H2'	1:CA:1255:G:N3	2.28	0.49
1:CA:1452:C:H4'	1:CA:1456:G:N3	2.28	0.49
2:CB:83:MET:O	2:CB:85:ALA:N	2.46	0.49

Continued on next page...

Continued from previous page...

Atom-1	Atom-2	Interatomic distance (Å)	Clash overlap (Å)
7:CG:108:ALA:O	7:CG:111:ARG:HB2	2.12	0.49
12:CL:60:LEU:N	12:CL:60:LEU:HD22	2.28	0.49
13:CM:14:ARG:HA	13:CM:43:THR:O	2.13	0.49
15:CO:25:THR:O	15:CO:26:GLU:C	2.51	0.49
20:CT:79:ARG:HA	20:CT:82:SER:OG	2.13	0.49
28:D6:32:ASN:OD1	28:D6:33:LYS:N	2.45	0.49
31:DA:34:C:HO2'	31:DA:35:G:P	2.36	0.49
31:DA:271(J):C:C3'	31:DA:271(K):U:H5''	2.43	0.49
31:DA:484:C:H2'	31:DA:485:C:H6	1.78	0.49
31:DA:708:C:H42	31:DA:723:G:H1	1.59	0.49
31:DA:776:G:C8	31:DA:793:A:C2	3.01	0.49
31:DA:1312:U:OP2	49:DX:62:LYS:HE3	2.12	0.49
31:DA:1658:C:H2'	31:DA:1659:U:H6	1.77	0.49
31:DA:1859:A:C2	31:DA:1884:A:H1'	2.47	0.49
31:DA:2056:G:N3	31:DA:2056:G:H2'	2.27	0.49
31:DA:2409:G:H2'	31:DA:2410:G:O4'	2.13	0.49
31:DA:2803:C:H2'	31:DA:2804:C:O4'	2.12	0.49
35:DF:195:ASP:CG	35:DF:197:ASP:HB3	2.33	0.49
37:DH:85:LYS:CE	37:DH:145:ALA:N	2.76	0.49
37:DH:145:ALA:HB1	37:DH:164:TYR:CE1	2.48	0.49
38:DI:44:LEU:HD23	38:DI:44:LEU:HA	1.39	0.49
39:DN:1:MET:CB	47:DV:20:LEU:HD22	2.25	0.49
45:DT:109:GLU:HB3	45:DT:113:LYS:CE	2.40	0.49
46:DU:66:ASN:HD21	46:DU:70:ARG:HE	1.60	0.49
47:DV:73:SER:O	47:DV:74:LYS:HB2	2.12	0.49
50:DY:79:CYS:O	50:DY:80:GLY:O	2.31	0.49
50:DY:86:ARG:HG2	50:DY:87:LYS:H	1.77	0.49
1:AA:44:G:N2	1:AA:399:G:C4	2.80	0.49
1:AA:90:U:O2'	1:AA:91:C:C5	2.65	0.49
1:AA:327:A:C3'	1:AA:328:C:H5''	2.40	0.49
1:AA:382:A:H2'	1:AA:383:A:C8	2.48	0.49
1:AA:448:A:OP2	1:AA:485:G:N2	2.36	0.49
1:AA:961:U:OP2	1:AA:1223:C:H4'	2.13	0.49
1:AA:1478:C:O2'	1:AA:1479:C:H5'	2.13	0.49
2:AB:23:ARG:HG2	2:AB:23:ARG:O	2.13	0.49
2:AB:239:VAL:HG12	2:AB:239:VAL:O	2.13	0.49
3:AC:11:ARG:O	3:AC:14:ILE:O	2.30	0.49
5:AE:45:PHE:CE2	5:AE:47:LYS:HD2	2.48	0.49
20:AT:79:ARG:HA	20:AT:82:SER:OG	2.13	0.49
27:B5:57:VAL:CG2	27:B5:58:LEU:H	2.18	0.49
28:B6:34:LEU:HD22	28:B6:50:ARG:NH1	2.27	0.49

Continued on next page...

Continued from previous page...

Atom-1	Atom-2	Interatomic distance (Å)	Clash overlap (Å)
31:BA:601:C:O2	31:BA:605:C:H4'	2.13	0.49
31:BA:719:C:H6	31:BA:719:C:O5'	1.95	0.49
31:BA:923:C:H2'	31:BA:924:C:H6	1.78	0.49
31:BA:1697:G:H8	31:BA:1697:G:C5'	2.11	0.49
31:BA:1890:A:H2'	31:BA:1891:G:H5'	1.93	0.49
31:BA:1991:U:C2'	31:BA:1992:G:H5''	2.42	0.49
31:BA:2286:A:H8	31:BA:2286:A:HO2'	1.55	0.49
31:BA:2887:U:O2'	31:BA:2888:C:H5'	2.13	0.49
33:BD:28:GLU:HB2	33:BD:29:PRO:CD	2.42	0.49
39:BN:78:TYR:N	39:BN:79:PRO:CD	2.71	0.49
43:BR:72:ASP:HB3	43:BR:75:LEU:CB	2.42	0.49
44:BS:19:LYS:O	44:BS:19:LYS:HG2	2.11	0.49
44:BS:29:PHE:C	44:BS:29:PHE:CD2	2.85	0.49
45:BT:106:SER:O	45:BT:107:ASP:CB	2.60	0.49
46:BU:91:ASP:O	46:BU:92:ARG:HB3	2.13	0.49
47:BV:38:LEU:HG	47:BV:39:LEU:H	1.78	0.49
48:BW:18:ARG:NH1	48:BW:18:ARG:CG	2.75	0.49
51:BZ:141:VAL:O	51:BZ:141:VAL:HG13	2.13	0.49
1:CA:682:G:H1	1:CA:708:C:H42	1.61	0.49
1:CA:693:G:H1'	7:CG:82:GLY:HA3	1.94	0.49
1:CA:1082:G:C6	1:CA:1083:U:N3	2.81	0.49
1:CA:1206:G:O4'	3:CC:194:GLY:HA2	2.13	0.49
8:CH:65:TYR:N	8:CH:65:TYR:CD1	2.81	0.49
16:CP:8:ARG:HG2	16:CP:9:PHE:H	1.77	0.49
17:CQ:83:ASP:O	17:CQ:87:LYS:HG2	2.13	0.49
24:D2:30:ARG:H	24:D2:30:ARG:CD	2.12	0.49
24:D2:47:ASN:HB2	24:D2:51:ARG:HD2	1.94	0.49
25:D3:46:ASN:O	25:D3:50:VAL:HG22	2.12	0.49
25:D3:52:HIS:CD2	32:DB:83:G:C5'	2.95	0.49
27:D5:40:LYS:HZ3	27:D5:46:CYS:CB	2.25	0.49
31:DA:675:A:N6	31:DA:676:A:N6	2.61	0.49
31:DA:1227:G:C2'	31:DA:1228:G:H5'	2.43	0.49
31:DA:1349:A:C2'	31:DA:1350:C:OP1	2.61	0.49
31:DA:1836:C:H2'	31:DA:1837:C:H6	1.78	0.49
31:DA:2410:G:C2	31:DA:2411:A:H1'	2.48	0.49
31:DA:2747:G:C6	31:DA:2754:U:C5	3.00	0.49
31:DA:2881:C:H2'	31:DA:2882:A:O4'	2.13	0.49
33:DD:28:GLU:HB2	33:DD:29:PRO:HD3	1.95	0.49
37:DH:43:VAL:CG1	37:DH:53:GLU:H	2.26	0.49
41:DP:107:LYS:C	41:DP:109:GLY:N	2.66	0.49
42:DQ:20:ALA:HB2	42:DQ:99:PRO:HG2	1.93	0.49

Continued on next page...

Continued from previous page...

Atom-1	Atom-2	Interatomic distance (Å)	Clash overlap (Å)
43:DR:21:TYR:OH	43:DR:43:GLU:HG2	2.11	0.49
44:DS:91:PRO:O	44:DS:93:LYS:N	2.46	0.49
49:DX:25:LYS:HE3	49:DX:25:LYS:HA	1.94	0.49
49:DX:35:THR:CB	49:DX:75:ASP:OD2	2.59	0.49
51:DZ:56:VAL:HG12	51:DZ:57:ILE:N	2.28	0.49
1:AA:438:G:H4'	4:AD:123:HIS:ND1	2.28	0.49
1:AA:523:A:H61	12:AL:53:ARG:NH1	2.11	0.49
1:AA:721:G:H4'	1:AA:722:A:O4'	2.12	0.49
1:AA:1272:G:C6	1:AA:1273:G:C5	3.01	0.49
1:AA:1327:C:H2'	1:AA:1328:C:C6	2.48	0.49
1:AA:1385:G:O2'	1:AA:1386:G:H5'	2.13	0.49
1:AA:1490:C:H2'	1:AA:1491:G:O4'	2.13	0.49
1:AA:1505:G:H4'	1:AA:1506:U:C5'	2.38	0.49
2:AB:135:GLN:O	2:AB:139:LYS:HB2	2.12	0.49
8:AH:14:ARG:O	8:AH:18:ARG:HD3	2.12	0.49
9:AI:28:VAL:HG13	9:AI:65:VAL:HG12	1.95	0.49
11:AK:105:VAL:O	11:AK:105:VAL:HG23	2.13	0.49
17:AQ:83:ASP:O	17:AQ:87:LYS:HG2	2.12	0.49
24:B2:23:LYS:CB	49:BX:5:TYR:CE1	2.95	0.49
24:B2:34:GLU:OE2	24:B2:34:GLU:N	2.37	0.49
25:B3:32:GLN:HB2	31:BA:1158:C:H4'	1.94	0.49
26:B4:29:PRO:C	26:B4:31:ILE:H	2.16	0.49
28:B6:39:TYR:HB3	28:B6:49:HIS:ND1	2.27	0.49
30:B8:27:THR:HA	41:BP:62:LEU:HD11	1.94	0.49
31:BA:214:G:H1'	31:BA:216:A:O2'	2.13	0.49
31:BA:271(S):G:C5	31:BA:271(T):C:C5	3.01	0.49
31:BA:848:G:C4	31:BA:933:A:C8	3.01	0.49
31:BA:1654:A:C1'	31:BA:2823:A:H5'	2.43	0.49
31:BA:2335:A:C8	31:BA:2337:G:C5	3.00	0.49
31:BA:2483:C:N3	42:BQ:124:LYS:NZ	2.60	0.49
31:BA:2507:C:C2	31:BA:2508:G:C8	3.00	0.49
31:BA:2552:U:C2	31:BA:2554:U:C5'	2.96	0.49
31:BA:2801(A):A:C3'	31:BA:2802:G:H5'	2.43	0.49
33:BD:70:TRP:C	33:BD:70:TRP:CD1	2.86	0.49
33:BD:224:ALA:O	33:BD:225:ALA:HB2	2.13	0.49
34:BE:128:SER:OG	34:BE:129:HIS:N	2.41	0.49
36:BG:60:LEU:O	36:BG:63:ILE:HG13	2.13	0.49
41:BP:16:ARG:HG3	41:BP:17:LYS:H	1.76	0.49
45:BT:30:VAL:HG21	45:BT:84:GLN:H	1.78	0.49
47:BV:53:GLU:O	47:BV:53:GLU:HG3	2.13	0.49
48:BW:17:VAL:O	48:BW:18:ARG:C	2.50	0.49

Continued on next page...

Continued from previous page...

Atom-1	Atom-2	Interatomic distance (Å)	Clash overlap (Å)
50:BY:27:VAL:CB	50:BY:29:GLU:OE1	2.60	0.49
1:CA:262:A:C6	1:CA:263:A:N6	2.81	0.49
1:CA:356:A:H1'	1:CA:368:U:O2'	2.12	0.49
1:CA:693:G:O2'	1:CA:694:A:H5'	2.13	0.49
1:CA:1076:C:N3	1:CA:1082:G:C2	2.81	0.49
3:CC:66:VAL:HG11	3:CC:91:LEU:HD13	1.95	0.49
12:CL:55:VAL:HG13	12:CL:68:ALA:O	2.13	0.49
13:CM:44:ARG:HB2	13:CM:47:ASP:OD1	2.13	0.49
23:D1:89:GLU:O	23:D1:93:GLU:N	2.41	0.49
24:D2:32:LEU:O	24:D2:33:MET:C	2.51	0.49
30:D8:35:GLN:HE21	30:D8:36:LYS:NZ	2.11	0.49
31:DA:1043:C:OP2	31:DA:1043:C:C6	2.66	0.49
31:DA:1410:G:C5	31:DA:1411:C:C5	3.00	0.49
31:DA:1651:G:N2	31:DA:2007:C:C2	2.81	0.49
31:DA:1794:U:H2'	31:DA:1795:C:H6	1.78	0.49
31:DA:1952:A:C5	40:DO:22:ILE:HD11	2.48	0.49
31:DA:2314:C:C2'	31:DA:2315:G:H5'	2.42	0.49
31:DA:2328:A:H2'	31:DA:2329:G:O4'	2.12	0.49
31:DA:2400:G:H2'	31:DA:2400:G:N3	2.27	0.49
31:DA:2801(A):A:C3'	31:DA:2802:G:H5'	2.43	0.49
33:DD:28:GLU:HB2	33:DD:29:PRO:CD	2.42	0.49
33:DD:35:LYS:HD3	33:DD:63:ARG:C	2.33	0.49
36:DG:29:TRP:C	36:DG:31:VAL:N	2.66	0.49
36:DG:131:TYR:HB3	36:DG:159:VAL:CG1	2.40	0.49
39:DN:79:PRO:CD	39:DN:80:GLY:H	2.26	0.49
39:DN:79:PRO:HD2	39:DN:81:GLY:H	1.78	0.49
42:DQ:16:ARG:HB2	42:DQ:16:ARG:NH1	2.25	0.49
46:DU:59:ARG:O	46:DU:60:LEU:C	2.51	0.49
50:DY:88:LYS:O	50:DY:89:PHE:CB	2.61	0.49
1:AA:70:G:H2'	1:AA:71:C:C6	2.48	0.48
1:AA:189(F):U:C2	17:AQ:72:ARG:NH1	2.81	0.48
1:AA:366:C:O2'	1:AA:367:U:H5''	2.12	0.48
1:AA:437:U:C5'	4:AD:155:LEU:HD13	2.43	0.48
1:AA:1501:C:H5''	1:AA:1502:A:OP2	2.13	0.48
7:AG:49:ILE:HG22	7:AG:49:ILE:O	2.13	0.48
7:AG:108:ALA:O	7:AG:111:ARG:HB2	2.13	0.48
10:AJ:54:PHE:CZ	10:AJ:55:LYS:NZ	2.81	0.48
31:BA:38:A:C2	31:BA:442:G:C2	3.00	0.48
31:BA:330:A:H2	31:BA:1210:A:HO2'	1.58	0.48
31:BA:580:C:H2'	31:BA:581:C:H6	1.77	0.48
31:BA:620:G:N3	31:BA:620:G:H5'	2.28	0.48

Continued on next page...

Continued from previous page...

Atom-1	Atom-2	Interatomic distance (Å)	Clash overlap (Å)
31:BA:1486:A:H2'	31:BA:1487:G:H8	1.78	0.48
31:BA:1827:C:OP2	33:BD:222:ARG:HD2	2.13	0.48
31:BA:1886:C:O5'	31:BA:1886:C:H6	1.96	0.48
31:BA:2243:U:O2	31:BA:2434:A:C2	2.66	0.48
31:BA:2245:U:H5'	31:BA:2246:G:H5'	1.94	0.48
31:BA:2801:A:O2'	31:BA:2895:U:H4'	2.13	0.48
33:BD:118:VAL:HG22	33:BD:119:ALA:H	1.76	0.48
33:BD:183:ARG:HD2	33:BD:270:ILE:CG2	2.43	0.48
38:BI:88:ILE:HG12	38:BI:122:GLU:N	2.28	0.48
40:BO:17:ARG:HG2	40:BO:47:ILE:HD13	1.95	0.48
42:BQ:133:ARG:O	42:BQ:134:ARG:CB	2.61	0.48
44:BS:93:LYS:O	44:BS:93:LYS:HG3	2.12	0.48
46:BU:83:LEU:CB	46:BU:88:ILE:HD11	2.35	0.48
47:BV:5:VAL:HB	47:BV:60:GLU:OE1	2.13	0.48
47:BV:19:LYS:HG3	47:BV:20:LEU:O	2.12	0.48
48:BW:45:TYR:CZ	48:BW:49:LYS:HE3	2.48	0.48
50:BY:45:VAL:CG1	50:BY:60:PHE:O	2.54	0.48
50:BY:83:THR:HG21	50:BY:94:LYS:HD2	1.95	0.48
1:CA:132:C:O2'	1:CA:133:U:H5'	2.13	0.48
1:CA:189(F):U:C2	17:CQ:72:ARG:NH1	2.81	0.48
1:CA:255:G:O6	1:CA:266:G:O6	2.31	0.48
1:CA:658:G:C5	1:CA:659:U:C5	3.01	0.48
1:CA:868:C:H2'	1:CA:869:G:O4'	2.13	0.48
1:CA:964:A:N3	1:CA:969:A:O2'	2.37	0.48
1:CA:1067:A:H1'	1:CA:1068:G:H8	1.75	0.48
1:CA:1248:A:C2'	1:CA:1249:C:H5'	2.43	0.48
1:CA:1366:C:OP1	9:CI:117:HIS:HE1	1.96	0.48
1:CA:1399:C:H4'	1:CA:1400:C:C5'	2.43	0.48
1:CA:1496:C:H2'	1:CA:1497:G:O4'	2.12	0.48
2:CB:167:PRO:HG3	2:CB:188:ALA:HB2	1.95	0.48
2:CB:185:ILE:HA	2:CB:199:TYR:O	2.13	0.48
8:CH:9:MET:O	8:CH:12:ARG:HB2	2.13	0.48
16:CP:18:ARG:O	16:CP:19:ILE:C	2.52	0.48
31:DA:272(B):G:O2'	31:DA:272(C):G:C5'	2.61	0.48
31:DA:924:C:H2'	31:DA:925:C:H6	1.77	0.48
31:DA:941:A:C2	31:DA:942:G:C4	3.00	0.48
31:DA:1856:G:C2'	31:DA:1857:G:H5'	2.43	0.48
31:DA:1899:G:O2'	31:DA:1900:A:H5''	2.12	0.48
31:DA:2206:G:N2	31:DA:2207:G:C5'	2.45	0.48
31:DA:2259:G:C2	31:DA:2282:G:N1	2.81	0.48
31:DA:2753:A:H1'	31:DA:2754:U:H5'	1.95	0.48

Continued on next page...

Continued from previous page...

Atom-1	Atom-2	Interatomic distance (Å)	Clash overlap (Å)
34:DE:34:VAL:HG22	34:DE:48:GLN:HE21	1.78	0.48
35:DF:57:VAL:CG1	35:DF:58:ALA:N	2.74	0.48
36:DG:13:GLU:O	36:DG:13:GLU:HG3	2.12	0.48
40:DO:23:ARG:NH1	40:DO:23:ARG:CG	2.71	0.48
44:DS:35:ILE:O	44:DS:35:ILE:HG23	2.13	0.48
45:DT:23:ARG:CB	45:DT:24:PRO:CD	2.89	0.48
50:DY:97:ARG:O	50:DY:98:VAL:C	2.50	0.48
51:DZ:143:GLY:O	51:DZ:144:LEU:HD13	2.13	0.48
1:AA:355:C:O2'	1:AA:356:A:H5'	2.12	0.48
1:AA:414:A:C4	1:AA:415:A:C8	3.00	0.48
1:AA:663:A:O2'	1:AA:664:G:H5'	2.14	0.48
1:AA:735:C:H1'	18:AR:75:ILE:HD11	1.95	0.48
1:AA:865:A:H2	1:AA:918:A:H4'	1.79	0.48
1:AA:1255:G:H2'	1:AA:1255:G:N3	2.28	0.48
3:AC:102:ASN:O	3:AC:103:VAL:HG23	2.13	0.48
4:AD:43:HIS:HA	4:AD:46:LYS:HE3	1.94	0.48
6:AF:76:ALA:O	6:AF:80:ARG:HG3	2.13	0.48
9:AI:8:GLY:HA2	9:AI:79:LEU:HD12	1.95	0.48
9:AI:10:ARG:HG2	9:AI:104:ARG:O	2.13	0.48
11:AK:108:ILE:HB	18:AR:87:ARG:HA	1.95	0.48
16:AP:20:VAL:HG22	16:AP:21:VAL:H	1.78	0.48
28:B6:12:GLU:CA	28:B6:23:THR:HA	2.35	0.48
31:BA:695:G:C2	31:BA:768:G:C5	3.02	0.48
31:BA:846:C:H4'	31:BA:847:U:O5'	2.13	0.48
31:BA:864:G:C6	31:BA:865:C:N4	2.81	0.48
31:BA:1043:C:OP2	31:BA:1043:C:C6	2.67	0.48
31:BA:1047:G:C2	31:BA:1111:A:N6	2.81	0.48
31:BA:1141:U:H4'	31:BA:1142(A):A:O4'	2.13	0.48
31:BA:1352:U:O2'	31:BA:1353:A:H5'	2.14	0.48
31:BA:1858:G:H8	31:BA:1858:G:OP2	1.95	0.48
31:BA:2317:C:O2'	31:BA:2318:G:H5'	2.12	0.48
32:BB:65:C:N4	32:BB:109:C:C2	2.81	0.48
33:BD:145:VAL:HG11	33:BD:175:LEU:HD11	1.95	0.48
35:BF:18:ARG:HG2	35:BF:19:GLU:N	2.17	0.48
36:BG:114:ILE:CD1	36:BG:140:ILE:HD12	2.43	0.48
42:BQ:93:TYR:N	42:BQ:93:TYR:CD1	2.81	0.48
47:BV:1:MET:HA	47:BV:1:MET:CE	2.42	0.48
47:BV:72:VAL:O	47:BV:73:SER:OG	2.26	0.48
49:BX:77:LYS:CD	49:BX:78:LYS:HG3	2.42	0.48
1:CA:247:G:C6	1:CA:248:C:C5	3.01	0.48
1:CA:579:G:C6	1:CA:580:U:C4	3.01	0.48

Continued on next page...

Continued from previous page...

Atom-1	Atom-2	Interatomic distance (Å)	Clash overlap (Å)
1:CA:693:G:O2'	7:CG:82:GLY:HA3	2.14	0.48
1:CA:890:G:O2'	1:CA:906:G:O6	2.25	0.48
1:CA:1068:G:N3	1:CA:1191:A:C2	2.81	0.48
1:CA:1371:G:C6	1:CA:1372:U:C4	3.01	0.48
1:CA:1412:C:C2	1:CA:1489:G:N2	2.81	0.48
4:CD:2:GLY:O	4:CD:3:ARG:C	2.51	0.48
5:CE:78:HIS:CE1	5:CE:142:LEU:HA	2.45	0.48
5:CE:105:VAL:HG21	5:CE:128:PRO:HA	1.94	0.48
5:CE:137:GLU:O	5:CE:141:GLN:HG3	2.13	0.48
16:CP:20:VAL:HG22	16:CP:21:VAL:H	1.77	0.48
22:D0:53:MET:CE	22:D0:57:PHE:CD1	2.96	0.48
28:D6:30:THR:O	28:D6:31:PRO:C	2.51	0.48
30:D8:35:GLN:NE2	30:D8:36:LYS:HZ2	2.10	0.48
31:DA:142:A:H5''	31:DA:142(A):C:H5	1.78	0.48
31:DA:794:G:H2'	31:DA:795:C:H6	1.77	0.48
31:DA:1163:G:O2'	31:DA:1164:G:H5'	2.13	0.48
31:DA:1859:A:C6	31:DA:1884:A:C8	3.01	0.48
31:DA:2428:G:H5''	31:DA:2429:G:O5'	2.13	0.48
31:DA:2500:U:H5''	31:DA:2501:C:OP2	2.13	0.48
31:DA:2537:U:H2'	31:DA:2538:C:C6	2.48	0.48
33:DD:266:SER:O	33:DD:267:SER:HB2	2.12	0.48
36:DG:60:LEU:O	36:DG:63:ILE:HG13	2.12	0.48
37:DH:92:ILE:C	37:DH:94:TYR:H	2.16	0.48
38:DI:138:ILE:HD12	38:DI:138:ILE:N	2.28	0.48
40:DO:10:VAL:HG13	40:DO:17:ARG:O	2.13	0.48
40:DO:87:ILE:CG2	40:DO:88:ASN:N	2.76	0.48
41:DP:91:PHE:CE2	41:DP:95:VAL:HG12	2.45	0.48
43:DR:17:ARG:O	43:DR:20:LEU:HB3	2.13	0.48
44:DS:74:ALA:HB1	44:DS:103:GLU:HB3	1.94	0.48
45:DT:106:SER:O	45:DT:107:ASP:CB	2.61	0.48
47:DV:19:LYS:HG3	47:DV:20:LEU:O	2.13	0.48
48:DW:9:TYR:N	48:DW:102:HIS:CD2	2.74	0.48
49:DX:36:LYS:NZ	49:DX:38:GLU:C	2.66	0.48
50:DY:44:ILE:H	50:DY:44:ILE:CD1	2.16	0.48
1:AA:579:G:C6	1:AA:580:U:C4	3.02	0.48
1:AA:658:G:C1'	15:AO:22:THR:HB	2.43	0.48
1:AA:1189:C:O2'	3:AC:176:HIS:CD2	2.66	0.48
2:AB:42:ILE:HD11	2:AB:202:PRO:HB2	1.94	0.48
10:AJ:58:ASP:O	10:AJ:59:SER:C	2.52	0.48
11:AK:125:PHE:HD1	11:AK:125:PHE:N	2.10	0.48
12:AL:62:SER:O	12:AL:64:TYR:N	2.46	0.48

Continued on next page...

Continued from previous page...

Atom-1	Atom-2	Interatomic distance (Å)	Clash overlap (Å)
15:AO:37:ASN:N	15:AO:37:ASN:HD22	2.09	0.48
19:AS:10:PHE:HZ	19:AS:70:LYS:CE	2.26	0.48
22:B0:41:ARG:HB2	31:BA:2330:G:O2'	2.13	0.48
28:B6:32:ASN:O	28:B6:33:LYS:CB	2.61	0.48
31:BA:307:G:H21	31:BA:330:A:H62	1.61	0.48
31:BA:481:G:C4	31:BA:507:A:C2	3.01	0.48
31:BA:661:C:H4'	41:BP:16:ARG:HH12	1.76	0.48
31:BA:1047:G:H21	31:BA:1111:A:N6	2.10	0.48
31:BA:2068:U:N3	31:BA:2430:A:C2	2.57	0.48
31:BA:2496:C:P	42:BQ:81:VAL:HG12	2.53	0.48
31:BA:2523:G:C2'	31:BA:2524:G:H5''	2.43	0.48
33:BD:83:GLU:HB2	33:BD:92:ILE:HD11	1.93	0.48
35:BF:53:THR:C	35:BF:55:GLY:N	2.66	0.48
36:BG:60:LEU:C	36:BG:60:LEU:HD13	2.33	0.48
38:BI:50:ARG:C	38:BI:52:ARG:N	2.66	0.48
38:BI:90:GLY:O	38:BI:91:SER:O	2.32	0.48
38:BI:120:ILE:HG22	38:BI:121:LYS:N	2.29	0.48
41:BP:40:SER:O	41:BP:41:ARG:HD2	2.13	0.48
43:BR:13:HIS:HE1	43:BR:15:SER:OG	1.97	0.48
1:CA:70:G:H2'	1:CA:71:C:C6	2.48	0.48
1:CA:78:G:H22	1:CA:91:C:N4	2.10	0.48
1:CA:264:U:O2'	17:CQ:64:PRO:HB2	2.12	0.48
1:CA:355:C:C2	1:CA:356:A:C8	3.00	0.48
1:CA:444:C:C2	1:CA:445:G:C8	3.01	0.48
1:CA:490:G:OP2	4:CD:132:ARG:NH2	2.46	0.48
1:CA:533:A:C4'	1:CA:534:U:OP1	2.61	0.48
1:CA:620:C:H2'	1:CA:621:A:O4'	2.12	0.48
1:CA:828:A:H5''	1:CA:859:A:C2	2.48	0.48
1:CA:986:A:C6	1:CA:1220:G:C2	3.02	0.48
1:CA:1169:A:C2'	1:CA:1170:A:H8	2.20	0.48
1:CA:1327:C:H2'	1:CA:1328:C:C6	2.48	0.48
2:CB:42:ILE:HD11	2:CB:202:PRO:HB2	1.95	0.48
6:CF:5:GLU:HG2	6:CF:62:TRP:HZ2	1.76	0.48
16:CP:19:ILE:HB	16:CP:37:GLY:O	2.12	0.48
17:CQ:59:ILE:HD13	17:CQ:73:VAL:HA	1.95	0.48
24:D2:26:ARG:NE	24:D2:29:LYS:HE2	2.27	0.48
28:D6:34:LEU:HD22	28:D6:50:ARG:NH1	2.28	0.48
31:DA:65:C:H2'	31:DA:66:C:C6	2.48	0.48
31:DA:719:C:O2'	31:DA:720:C:H5'	2.13	0.48
31:DA:971:C:H2'	31:DA:972:G:H5'	1.93	0.48
31:DA:996:A:N6	31:DA:1160:G:C6	2.81	0.48

Continued on next page...

Continued from previous page...

Atom-1	Atom-2	Interatomic distance (Å)	Clash overlap (Å)
31:DA:1210:A:C4'	31:DA:1211:U:OP2	2.60	0.48
31:DA:1339:G:H21	31:DA:1603:A:H1'	1.78	0.48
31:DA:1508:A:O2'	31:DA:1509:C:P	2.71	0.48
31:DA:1682:G:H2'	31:DA:1683:C:C6	2.48	0.48
31:DA:1902:C:C2'	31:DA:1903:G:O5'	2.61	0.48
33:DD:17:THR:OG1	33:DD:204:ILE:HA	2.12	0.48
33:DD:35:LYS:HA	33:DD:64:ILE:CG2	2.42	0.48
39:DN:43:THR:H	39:DN:48:MET:HE3	1.78	0.48
41:DP:71:VAL:CG1	41:DP:72:PRO:HD3	2.39	0.48
43:DR:41:ALA:O	43:DR:44:LEU:N	2.45	0.48
45:DT:32:TYR:HD2	45:DT:81:PRO:O	1.95	0.48
47:DV:15:GLU:CB	47:DV:16:PRO:HD2	2.35	0.48
48:DW:29:LEU:O	48:DW:33:ARG:HD2	2.12	0.48
1:AA:78:G:H22	1:AA:91:C:N4	2.11	0.48
1:AA:235:C:H5'	17:AQ:70:ARG:HG2	1.95	0.48
1:AA:394:G:H2'	1:AA:395:C:H6	1.78	0.48
1:AA:948:C:OP1	13:AM:107:ALA:HA	2.13	0.48
1:AA:1157:A:C4	1:AA:1181:G:N2	2.81	0.48
1:AA:1381:U:H2'	1:AA:1382:C:H5'	1.95	0.48
2:AB:114:ARG:HA	2:AB:117:GLU:HB2	1.95	0.48
3:AC:199:LYS:HB3	3:AC:201:TYR:HE1	1.78	0.48
4:AD:21:LEU:O	4:AD:113:SER:HB2	2.12	0.48
9:AI:45:ALA:O	9:AI:48:GLU:HB2	2.13	0.48
12:AL:18:VAL:O	12:AL:19:ARG:HB3	2.13	0.48
12:AL:83:VAL:HG13	12:AL:100:ILE:HG23	1.94	0.48
13:AM:3:ARG:HA	13:AM:9:ILE:HG13	1.93	0.48
17:AQ:40:LYS:HD2	17:AQ:42:TYR:CZ	2.47	0.48
23:B1:37:ILE:O	23:B1:37:ILE:HG23	2.14	0.48
23:B1:64:ALA:O	23:B1:65:SER:HB3	2.13	0.48
31:BA:810:U:O2	41:BP:33:ARG:HD3	2.13	0.48
31:BA:1822:G:H5''	31:BA:1822:G:H8	1.79	0.48
31:BA:2050:C:H1'	34:BE:156:MET:HE1	1.95	0.48
31:BA:2305:A:C5'	36:BG:134:GLY:HA3	2.27	0.48
33:BD:35:LYS:HZ2	33:BD:64:ILE:C	2.14	0.48
33:BD:75:ILE:CG2	33:BD:99:ASP:HB2	2.41	0.48
37:BH:41:MET:HE2	37:BH:41:MET:HA	1.94	0.48
38:BI:10:GLU:C	38:BI:12:LEU:H	2.16	0.48
38:BI:144:VAL:HG12	38:BI:145:VAL:N	2.24	0.48
39:BN:3:THR:O	39:BN:4:TYR:CD2	2.66	0.48
39:BN:39:ARG:NE	39:BN:41:ASP:HB2	2.28	0.48
41:BP:140:ALA:C	25:D3:1:MET:SD	2.91	0.48

Continued on next page...

Continued from previous page...

Atom-1	Atom-2	Interatomic distance (Å)	Clash overlap (Å)
43:BR:60:LEU:HD23	43:BR:61:HIS:N	2.28	0.48
47:BV:25:LEU:H	47:BV:94:LEU:HD12	1.79	0.48
50:BY:100:ALA:O	50:BY:101:LYS:CB	2.61	0.48
1:CA:7:G:H21	5:CE:121:LYS:HG2	1.78	0.48
1:CA:438:G:O2'	1:CA:493:G:C2	2.63	0.48
1:CA:668:G:O2'	15:CO:46:HIS:CD2	2.66	0.48
1:CA:961:U:OP2	1:CA:1223:C:H4'	2.14	0.48
1:CA:1075:C:H4'	1:CA:1101:A:N6	2.27	0.48
1:CA:1310:G:N2	1:CA:1328:C:C2	2.81	0.48
3:CC:125:GLU:HA	3:CC:191:THR:HG22	1.95	0.48
10:CJ:54:PHE:CZ	10:CJ:55:LYS:NZ	2.82	0.48
13:CM:54:VAL:O	13:CM:58:GLU:HG2	2.13	0.48
15:CO:39:LEU:HD22	15:CO:43:LEU:HG	1.94	0.48
18:CR:25:THR:HG22	18:CR:42:ARG:HH11	1.78	0.48
20:CT:29:LYS:O	20:CT:33:ILE:HG12	2.12	0.48
23:D1:42:GLN:HG2	23:D1:43:TYR:N	2.28	0.48
24:D2:40:SER:O	24:D2:44:LEU:HB3	2.14	0.48
29:D7:12:ARG:HG3	31:DA:686:G:O6	2.13	0.48
31:DA:197:A:H2'	31:DA:198:C:C5'	2.42	0.48
31:DA:828:U:H3'	31:DA:828:U:O2	2.13	0.48
31:DA:1497:U:C2'	31:DA:1498:C:OP1	2.61	0.48
31:DA:1803:A:H4'	33:DD:259:THR:HG23	1.96	0.48
31:DA:1889:A:H2'	31:DA:1890:A:C8	2.48	0.48
31:DA:2036:C:H5'	31:DA:2036:C:C6	2.40	0.48
31:DA:2319:G:C2	31:DA:2320:A:N1	2.81	0.48
31:DA:2655:G:O2'	31:DA:2656:U:H5	1.96	0.48
32:DB:31:C:H2'	32:DB:32:C:C6	2.48	0.48
33:DD:133:LEU:HD23	33:DD:136:ILE:HD12	1.95	0.48
34:DE:108:SER:HB3	34:DE:165:VAL:HG21	1.94	0.48
37:DH:127:GLU:HA	37:DH:127:GLU:OE1	2.13	0.48
41:DP:61:ARG:HD2	41:DP:61:ARG:H	1.79	0.48
43:DR:84:ALA:HB3	43:DR:85:PRO:HD3	1.96	0.48
49:DX:9:LEU:HB2	49:DX:29:TRP:O	2.12	0.48
49:DX:35:THR:O	49:DX:36:LYS:C	2.51	0.48
50:DY:39:VAL:CG1	50:DY:40:GLU:H	2.11	0.48
51:DZ:144:LEU:HD22	51:DZ:144:LEU:N	2.29	0.48
1:AA:448:A:H2'	1:AA:449:C:C6	2.48	0.48
1:AA:498:U:H2'	1:AA:498:U:O2	2.12	0.48
1:AA:1064:G:H5'	1:AA:1066:C:H1'	1.95	0.48
1:AA:1277:C:HO2'	1:AA:1279:A:H8	1.61	0.48
5:AE:78:HIS:CE1	5:AE:142:LEU:HA	2.44	0.48

Continued on next page...

Continued from previous page...

Atom-1	Atom-2	Interatomic distance (Å)	Clash overlap (Å)
13:AM:66:LEU:O	13:AM:70:LEU:HB2	2.12	0.48
15:AO:37:ASN:N	15:AO:37:ASN:ND2	2.61	0.48
19:AS:36:ARG:HD2	19:AS:52:TYR:O	2.13	0.48
23:B1:87:PRO:HB2	23:B1:91:LYS:NZ	2.29	0.48
31:BA:142:A:H8	31:BA:1595:G:N2	2.08	0.48
31:BA:183:C:C2'	31:BA:184:C:H5'	2.43	0.48
31:BA:303:U:H2'	31:BA:304:G:C8	2.48	0.48
31:BA:466:A:C3'	31:BA:467:G:H5'	2.44	0.48
31:BA:727:A:H2	33:BD:9:TYR:CD2	2.30	0.48
31:BA:754:C:H2'	31:BA:755:C:H6	1.78	0.48
31:BA:822:U:O2'	31:BA:823:G:H5'	2.13	0.48
31:BA:1327:C:H2'	31:BA:1328:G:O4'	2.13	0.48
31:BA:1362:C:C2'	31:BA:1363:C:H5'	2.43	0.48
31:BA:1987:G:H2'	31:BA:1988:C:H6	1.79	0.48
31:BA:2637:U:H2'	31:BA:2638:G:O5'	2.14	0.48
32:BB:31:C:H2'	32:BB:32:C:C6	2.48	0.48
33:BD:25:THR:HB	33:BD:82:ILE:H	1.77	0.48
33:BD:28:GLU:HB2	33:BD:29:PRO:HD3	1.95	0.48
38:BI:9:LEU:N	38:BI:13:GLY:HA3	2.12	0.48
41:BP:13:ASN:H	41:BP:13:ASN:ND2	2.10	0.48
42:BQ:20:ALA:HB2	42:BQ:99:PRO:HG2	1.94	0.48
42:BQ:23:GLY:O	42:BQ:99:PRO:O	2.31	0.48
43:BR:13:HIS:O	43:BR:14:SER:C	2.52	0.48
46:BU:28:ARG:HD3	46:BU:38:THR:OG1	2.12	0.48
46:BU:88:ILE:H	46:BU:88:ILE:HD12	1.78	0.48
46:BU:92:ARG:O	46:BU:93:LYS:C	2.52	0.48
47:BV:73:SER:O	47:BV:74:LYS:HB2	2.13	0.48
50:BY:16:ALA:HA	50:BY:21:LYS:CD	2.43	0.48
1:CA:448:A:H2'	1:CA:449:C:C6	2.48	0.48
1:CA:872:A:C4	1:CA:874:G:N7	2.81	0.48
1:CA:1321:C:H5''	1:CA:1322:C:H5''	1.93	0.48
2:CB:168:THR:CG2	2:CB:192:SER:HA	2.43	0.48
5:CE:12:LEU:C	5:CE:12:LEU:HD22	2.33	0.48
12:CL:110:VAL:CG2	12:CL:120:TYR:HB3	2.43	0.48
23:D1:25:LYS:O	23:D1:26:ARG:CB	2.61	0.48
23:D1:46:LEU:HA	31:DA:396:G:O3'	2.13	0.48
24:D2:52:ASP:H	24:D2:55:ARG:HB2	1.78	0.48
27:D5:9:LYS:HE3	31:DA:2019:A:N7	2.28	0.48
28:D6:15:GLU:CD	28:D6:18:ARG:HD2	2.33	0.48
31:DA:196:A:C4	31:DA:805:G:C6	3.02	0.48
31:DA:352:G:HO2'	31:DA:353:G:H3'	1.78	0.48

Continued on next page...

Continued from previous page...

Atom-1	Atom-2	Interatomic distance (Å)	Clash overlap (Å)
31:DA:1208:C:C2'	31:DA:1209:G:H5'	2.43	0.48
31:DA:1213:A:H1'	31:DA:1238:G:N3	2.28	0.48
31:DA:1327:C:H2'	31:DA:1328:G:O4'	2.13	0.48
31:DA:1387:C:C2	31:DA:1388:G:C8	3.01	0.48
31:DA:1497:U:O2	31:DA:1497:U:H2'	2.13	0.48
31:DA:1819:A:H5''	33:DD:158:ALA:CB	2.44	0.48
31:DA:2275:C:H5'	31:DA:2275:C:H6	1.78	0.48
31:DA:2301:C:H2'	31:DA:2302:G:O4'	2.13	0.48
31:DA:2312:U:C2'	31:DA:2313:C:H5'	2.44	0.48
31:DA:2641:G:H8	31:DA:2641:G:H5''	1.79	0.48
33:DD:94:LEU:HB2	33:DD:104:TYR:CD2	2.48	0.48
34:DE:21:VAL:HG23	34:DE:21:VAL:O	2.14	0.48
34:DE:59:VAL:C	34:DE:60:ASN:ND2	2.67	0.48
34:DE:116:VAL:HG11	34:DE:122:PHE:CD2	2.48	0.48
34:DE:134:ILE:H	34:DE:134:ILE:HD13	1.78	0.48
37:DH:44:VAL:O	37:DH:46:GLU:OE2	2.32	0.48
41:DP:82:GLY:HA2	41:DP:113:LYS:O	2.14	0.48
42:DQ:52:VAL:HA	42:DQ:55:VAL:HG13	1.95	0.48
45:DT:78:LEU:O	45:DT:79:HIS:ND1	2.47	0.48
46:DU:12:ARG:HA	46:DU:15:LYS:HG2	1.96	0.48
48:DW:9:TYR:N	48:DW:102:HIS:HD2	1.94	0.48
48:DW:107:LEU:HD12	48:DW:107:LEU:HA	1.67	0.48
49:DX:89:ILE:O	49:DX:89:ILE:CG2	2.61	0.48
1:AA:130:A:H1'	1:AA:263:A:O2'	2.13	0.48
1:AA:134:A:H61	16:AP:25:ARG:NH1	2.11	0.48
1:AA:197:A:N6	1:AA:221:C:H5'	2.28	0.48
1:AA:371:G:H5''	1:AA:372:C:OP2	2.13	0.48
1:AA:402:G:C6	1:AA:403:C:C4	3.01	0.48
1:AA:473:G:H2'	1:AA:474:G:H8	1.77	0.48
1:AA:677:U:H3	1:AA:714:G:H22	1.61	0.48
1:AA:682:G:H1	1:AA:708:C:H42	1.61	0.48
1:AA:1128:C:H5'	9:AI:16:ARG:NH1	2.29	0.48
1:AA:1321:C:H5''	1:AA:1322:C:H5''	1.94	0.48
1:AA:1446:U:O2'	1:AA:1447:A:H8	1.90	0.48
2:AB:168:THR:CG2	2:AB:192:SER:HA	2.43	0.48
3:AC:7:PRO:O	3:AC:11:ARG:HG2	2.13	0.48
31:BA:17:G:H4'	46:BU:25:TRP:CZ2	2.49	0.48
31:BA:142:A:H5''	31:BA:142(A):C:H5	1.78	0.48
31:BA:466:A:H2'	31:BA:467:G:H5'	1.96	0.48
31:BA:471:A:H8	31:BA:471:A:O5'	1.95	0.48
31:BA:901:A:H2'	31:BA:901:A:N3	2.27	0.48

Continued on next page...

Continued from previous page...

Atom-1	Atom-2	Interatomic distance (Å)	Clash overlap (Å)
31:BA:1499:C:C2'	31:BA:1500:G:H5'	2.44	0.48
31:BA:1658:C:H2'	31:BA:1659:U:C6	2.49	0.48
31:BA:2662:A:H4'	31:BA:2663:G:C8	2.48	0.48
31:BA:2875:C:C4'	45:BT:5:ALA:HB2	2.41	0.48
32:BB:8:U:H5'	32:BB:8:U:C6	2.37	0.48
36:BG:51:ARG:HB3	36:BG:53:LEU:HD23	1.95	0.48
37:BH:156:ALA:O	37:BH:158:HIS:N	2.46	0.48
41:BP:66:GLY:O	41:BP:67:MET:C	2.51	0.48
41:BP:101:VAL:HB	41:BP:107:LYS:H	1.79	0.48
48:BW:17:VAL:HG21	48:BW:103:ILE:HD13	1.95	0.48
49:BX:35:THR:O	49:BX:36:LYS:C	2.52	0.48
51:BZ:144:LEU:HD22	51:BZ:144:LEU:N	2.28	0.48
1:CA:577:G:H1'	1:CA:816:A:C4	2.48	0.48
1:CA:586:C:C2'	1:CA:587:G:H5'	2.44	0.48
1:CA:716:A:N3	11:CK:118:GLY:HA2	2.29	0.48
1:CA:825:G:N2	8:CH:11:THR:HG21	2.29	0.48
1:CA:832:C:O2'	1:CA:833:U:P	2.71	0.48
1:CA:862:C:O2'	1:CA:863:U:H5'	2.14	0.48
1:CA:967:C:H5''	1:CA:968:A:OP2	2.13	0.48
1:CA:1015:A:C6	1:CA:1016:A:C6	3.01	0.48
1:CA:1256:A:H5'	1:CA:1257:U:OP1	2.13	0.48
1:CA:1438:G:H2'	1:CA:1439:C:H6	1.78	0.48
2:CB:135:GLN:O	2:CB:139:LYS:HB2	2.13	0.48
3:CC:134:ILE:HG22	3:CC:168:ALA:HB3	1.96	0.48
4:CD:64:LEU:O	4:CD:64:LEU:HD12	2.13	0.48
13:CM:31:LYS:HA	13:CM:34:LEU:HD12	1.94	0.48
19:CS:42:PRO:O	19:CS:43:GLU:CB	2.55	0.48
31:DA:38:A:C2	31:DA:442:G:C2	3.01	0.48
31:DA:228:A:H2'	31:DA:230:U:C1'	2.43	0.48
31:DA:661:C:H4'	41:DP:16:ARG:HH12	1.79	0.48
31:DA:706:A:H2'	31:DA:707:G:O4'	2.13	0.48
31:DA:813:U:H2'	31:DA:814:C:C6	2.48	0.48
31:DA:1234:U:O2'	31:DA:1235:G:H5'	2.14	0.48
31:DA:1366:A:C2'	31:DA:1367:A:H5'	2.43	0.48
31:DA:1639:U:H4'	31:DA:2699:C:H4'	1.96	0.48
31:DA:2056:G:C2	31:DA:2057:A:C8	3.01	0.48
31:DA:2684:U:O2'	40:DO:68:GLU:HG3	2.14	0.48
32:DB:110:G:N1	32:DB:111:G:C5	2.82	0.48
33:DD:71:ASP:CB	33:DD:103:ARG:HH22	2.26	0.48
33:DD:92:ILE:HD13	33:DD:104:TYR:CE2	2.48	0.48
33:DD:270:ILE:C	33:DD:271:ILE:HG13	2.32	0.48

Continued on next page...

Continued from previous page...

Atom-1	Atom-2	Interatomic distance (Å)	Clash overlap (Å)
34:DE:69:LYS:O	34:DE:70:ALA:C	2.51	0.48
34:DE:103:ASP:OD1	34:DE:201:THR:HA	2.14	0.48
35:DF:178:PRO:HG2	35:DF:179:GLU:OE1	2.13	0.48
36:DG:45:GLU:HB2	36:DG:47:LYS:HG3	1.94	0.48
36:DG:114:ILE:CD1	36:DG:140:ILE:HD12	2.43	0.48
37:DH:19:VAL:HB	37:DH:44:VAL:HG13	1.96	0.48
37:DH:47:GLU:C	37:DH:49:VAL:H	2.17	0.48
37:DH:116:GLU:HG3	37:DH:117:PRO:HD2	1.95	0.48
39:DN:67:LEU:O	39:DN:69:GLN:N	2.46	0.48
39:DN:82:LEU:H	39:DN:82:LEU:CD1	2.25	0.48
41:DP:30:THR:CG2	41:DP:31:ALA:N	2.75	0.48
45:DT:83:ILE:HG13	45:DT:84:GLN:N	2.20	0.48
1:AA:376:G:P	16:AP:67:THR:HG21	2.53	0.48
1:AA:542:G:H5'	4:AD:41:GLY:HA3	1.96	0.48
1:AA:1095:U:H2'	1:AA:1096:C:H6	1.78	0.48
4:AD:30:LYS:C	4:AD:32:ALA:H	2.17	0.48
7:AG:100:ALA:O	7:AG:104:LEU:HD23	2.13	0.48
17:AQ:65:ILE:HD12	17:AQ:65:ILE:H	1.77	0.48
17:AQ:81:ARG:NH2	17:AQ:83:ASP:OD2	2.42	0.48
19:AS:65:ASN:HB2	19:AS:66:MET:HE3	1.96	0.48
30:B8:53:PRO:O	30:B8:54:GLU:C	2.52	0.48
31:BA:236:C:H2'	31:BA:237:C:H6	1.77	0.48
31:BA:941:A:C2	31:BA:942:G:C4	3.02	0.48
31:BA:1685:C:C2'	31:BA:1686:C:O5'	2.62	0.48
31:BA:1693:U:H4'	31:BA:1694:C:OP2	2.13	0.48
32:BB:46:A:C5	32:BB:47:C:C4	3.02	0.48
33:BD:50:THR:O	33:BD:51:VAL:HG23	2.14	0.48
34:BE:111:ARG:CZ	43:BR:2:ARG:NH2	2.77	0.48
35:BF:57:VAL:HG13	35:BF:58:ALA:N	2.28	0.48
37:BH:41:MET:HE1	37:BH:55:PRO:HD3	1.94	0.48
38:BI:52:ARG:HA	38:BI:52:ARG:HE	1.78	0.48
38:BI:94:ALA:CB	38:BI:114:LEU:HD12	2.42	0.48
43:BR:67:LEU:CD1	43:BR:76:VAL:HG21	2.43	0.48
44:BS:74:ALA:HB1	44:BS:103:GLU:HB3	1.94	0.48
45:BT:33:LYS:HA	45:BT:33:LYS:CE	2.43	0.48
51:BZ:44:PHE:CD1	51:BZ:44:PHE:C	2.87	0.48
1:CA:33:A:H2'	1:CA:34:C:C6	2.49	0.48
1:CA:108:G:C6	20:CT:15:ARG:HD2	2.48	0.48
1:CA:414:A:C5	1:CA:431:A:C2	3.01	0.48
1:CA:659:U:O2'	1:CA:660:G:H5'	2.13	0.48
1:CA:857:C:H2'	1:CA:858:G:O4'	2.13	0.48

Continued on next page...

Continued from previous page...

Atom-1	Atom-2	Interatomic distance (Å)	Clash overlap (Å)
1:CA:872:A:C2	1:CA:874:G:C6	3.02	0.48
1:CA:1097:C:O2	1:CA:1169:A:H2	1.97	0.48
1:CA:1406:U:H2'	1:CA:1407:C:O4'	2.14	0.48
1:CA:1442(B):A:N1	45:DT:118:ARG:CZ	2.76	0.48
5:CE:12:LEU:HD13	5:CE:31:LEU:HB2	1.96	0.48
6:CF:18:GLN:HA	6:CF:21:LEU:HD23	1.94	0.48
9:CI:45:ALA:O	9:CI:48:GLU:HB2	2.14	0.48
23:D1:18:ILE:HD12	23:D1:18:ILE:N	2.29	0.48
23:D1:47:GLN:CG	31:DA:2230:G:H1'	2.30	0.48
23:D1:73:LEU:HD23	23:D1:73:LEU:HA	1.64	0.48
24:D2:29:LYS:O	24:D2:32:LEU:N	2.47	0.48
24:D2:37:PHE:HE2	24:D2:40:SER:CA	2.26	0.48
26:D4:23:GLU:O	26:D4:24:THR:CB	2.61	0.48
29:D7:15:THR:HG22	29:D7:16:HIS:CG	2.48	0.48
30:D8:43:GLN:C	30:D8:44:LYS:HD2	2.34	0.48
31:DA:60:G:C8	31:DA:63:U:C5	3.01	0.48
31:DA:777:A:C2	31:DA:778:G:C4	3.01	0.48
31:DA:836:G:N7	31:DA:837:C:N4	2.62	0.48
31:DA:1241:A:C2'	31:DA:1242:A:O5'	2.62	0.48
31:DA:1902:C:OP1	33:DD:242:ARG:HD2	2.13	0.48
31:DA:2391:G:O6	31:DA:2425:A:H8	1.97	0.48
31:DA:2480:C:N4	31:DA:2481:G:C6	2.82	0.48
31:DA:2596:U:C2'	31:DA:2597:G:H5'	2.44	0.48
31:DA:2748:A:C6	31:DA:2749:A:C5	3.02	0.48
32:DB:45:A:C2'	32:DB:46:A:H5'	2.44	0.48
32:DB:45:A:C4	32:DB:46:A:C8	3.02	0.48
34:DE:52:LEU:O	34:DE:74:PRO:CA	2.54	0.48
38:DI:99:GLU:O	38:DI:103:ARG:HG3	2.14	0.48
39:DN:18:ALA:HB1	39:DN:21:LYS:HB2	1.95	0.48
39:DN:62:VAL:CG2	39:DN:66:LYS:HG3	2.42	0.48
42:DQ:141:GLN:OXT	51:DZ:98:MET:HB2	2.14	0.48
43:DR:103:ARG:HD2	43:DR:108:GLY:O	2.13	0.48
44:DS:28:VAL:HG11	44:DS:97:ARG:CZ	2.43	0.48
44:DS:29:PHE:H	44:DS:89:ARG:CG	2.26	0.48
48:DW:36:LEU:CD1	48:DW:48:ALA:HA	2.44	0.48
1:AA:299:G:C5	1:AA:300:A:C6	3.01	0.48
1:AA:340:U:O2'	1:AA:341:C:H5'	2.14	0.48
1:AA:447:G:C6	1:AA:485:G:H1'	2.49	0.48
1:AA:458:C:H2'	1:AA:460:G:C8	2.49	0.48
1:AA:502:G:H4'	1:AA:550:G:H4'	1.95	0.48
1:AA:1096:C:H2'	1:AA:1097:C:C6	2.46	0.48

Continued on next page...

Continued from previous page...

Atom-1	Atom-2	Interatomic distance (Å)	Clash overlap (Å)
1:AA:1151:A:O2'	1:AA:1152:A:H8	1.97	0.48
1:AA:1478:C:H2'	1:AA:1479:C:H6	1.79	0.48
4:AD:80:GLU:O	4:AD:84:LYS:HG2	2.12	0.48
4:AD:133:VAL:HG12	4:AD:135:LEU:H	1.79	0.48
8:AH:65:TYR:N	8:AH:65:TYR:CD1	2.81	0.48
12:AL:40:VAL:HG12	12:AL:40:VAL:O	2.13	0.48
28:B6:18:ARG:HG3	28:B6:19:ARG:HG2	1.95	0.48
30:B8:48:PHE:CD1	30:B8:48:PHE:N	2.80	0.48
31:BA:975:C:O2	31:BA:975:C:H2'	2.14	0.48
31:BA:1528(A):A:N7	31:BA:1529:G:H8	2.05	0.48
31:BA:1607:C:H4'	31:BA:1608:A:O5'	2.13	0.48
31:BA:2364:C:H2'	31:BA:2365:G:O4'	2.13	0.48
31:BA:2544:G:H8	31:BA:2544:G:O5'	1.96	0.48
31:BA:2753:A:O2'	31:BA:2754:U:C5'	2.61	0.48
32:BB:13:A:H2'	32:BB:70:C:O2'	2.13	0.48
32:BB:41:U:C4	36:BG:70:VAL:O	2.67	0.48
34:BE:182:LEU:HD12	34:BE:182:LEU:C	2.34	0.48
39:BN:13:TRP:CH2	39:BN:130:HIS:HE1	2.31	0.48
40:BO:50:GLY:C	40:BO:52:VAL:H	2.16	0.48
42:BQ:24:GLY:HA3	51:BZ:78:LYS:HD2	1.95	0.48
49:BX:35:THR:CB	49:BX:75:ASP:OD2	2.60	0.48
50:BY:86:ARG:HG2	50:BY:87:LYS:H	1.79	0.48
1:CA:105:G:H2'	1:CA:106:C:H6	1.77	0.48
1:CA:184:G:N2	1:CA:194:C:C2	2.82	0.48
1:CA:184:G:O2'	1:CA:185:A:H5'	2.13	0.48
1:CA:677:U:H3	1:CA:714:G:H22	1.61	0.48
1:CA:1530:G:OP1	1:CA:1530:G:C4'	2.61	0.48
4:CD:17:VAL:HG11	4:CD:197:PRO:HB2	1.95	0.48
4:CD:100:ARG:NH1	4:CD:137:SER:HA	2.29	0.48
7:CG:146:GLU:OE2	7:CG:149:ARG:HD2	2.14	0.48
12:CL:60:LEU:CD2	12:CL:66:VAL:HG22	2.41	0.48
12:CL:119:LYS:HB2	12:CL:120:TYR:CD1	2.49	0.48
23:D1:9:GLY:O	23:D1:10:LYS:CB	2.61	0.48
23:D1:34:THR:CG2	31:DA:387:U:O3'	2.62	0.48
25:D3:52:HIS:ND1	25:D3:53:LEU:HG	2.29	0.48
27:D5:55:ARG:CD	27:D5:56:LYS:N	2.75	0.48
31:DA:449:A:OP1	35:DF:84:VAL:O	2.32	0.48
31:DA:669:G:H8	31:DA:669:G:O2'	1.90	0.48
31:DA:774:A:C2	31:DA:787:U:O2'	2.64	0.48
31:DA:817:C:O2'	31:DA:839:U:H5''	2.13	0.48
31:DA:846:C:H4'	31:DA:847:U:O5'	2.14	0.48

Continued on next page...

Continued from previous page...

Atom-1	Atom-2	Interatomic distance (Å)	Clash overlap (Å)
31:DA:996:A:C4'	46:DU:92:ARG:HE	2.21	0.48
31:DA:1037:G:H1	31:DA:1118:C:N4	2.12	0.48
31:DA:1862:G:O2'	31:DA:1863:G:H5'	2.13	0.48
32:DB:31:C:H2'	32:DB:32:C:H6	1.77	0.48
33:DD:224:ALA:O	33:DD:225:ALA:HB2	2.13	0.48
35:DF:119:ARG:HG2	35:DF:119:ARG:O	2.13	0.48
36:DG:60:LEU:HD13	36:DG:60:LEU:C	2.34	0.48
38:DI:33:ARG:O	38:DI:35:LEU:HD23	2.14	0.48
39:DN:27:ALA:CB	39:DN:106:MET:HE2	2.44	0.48
41:DP:112:LEU:CD2	41:DP:113:LYS:N	2.77	0.48
47:DV:63:GLY:O	47:DV:64:HIS:HB3	2.13	0.48
49:DX:59:VAL:O	49:DX:60:ARG:O	2.32	0.48
51:DZ:100:VAL:O	51:DZ:123:ASP:HB2	2.14	0.48
1:AA:49:U:C2	1:AA:361:G:N2	2.81	0.48
1:AA:184:G:O2'	1:AA:185:A:H5'	2.13	0.48
1:AA:373:A:C2	1:AA:374:A:C8	3.01	0.48
1:AA:515:G:H2'	1:AA:516:U:O4'	2.13	0.48
1:AA:674:G:N2	11:AK:116:HIS:HB2	2.29	0.48
1:AA:827:U:H2'	1:AA:859:A:H61	1.79	0.48
1:AA:1147:C:C5	1:AA:1148:U:C4	3.02	0.48
1:AA:1151:A:O2'	1:AA:1152:A:C8	2.66	0.48
3:AC:58:GLU:H	3:AC:65:ALA:CB	2.26	0.48
8:AH:109:ILE:CG2	8:AH:137:VAL:HB	2.44	0.48
20:AT:94:ALA:O	20:AT:95:ALA:HB3	2.13	0.48
23:B1:49:VAL:HB	23:B1:64:ALA:HB2	1.95	0.48
30:B8:8:LYS:HE2	31:BA:243:U:OP2	2.14	0.48
30:B8:17:THR:OG1	30:B8:18:ALA:N	2.45	0.48
31:BA:68:G:H2'	31:BA:69:C:C6	2.49	0.48
31:BA:265:A:H1'	31:BA:266:G:O4'	2.13	0.48
31:BA:428:A:H8	31:BA:428:A:OP2	1.96	0.48
31:BA:1317:A:H2'	31:BA:1318:C:C6	2.47	0.48
31:BA:1508:A:O2'	31:BA:1509:C:P	2.72	0.48
31:BA:1515:G:H2'	31:BA:1516:C:H6	1.78	0.48
31:BA:1527:G:C5'	31:BA:1528:A:OP1	2.58	0.48
31:BA:1696:G:C2'	31:BA:1697:G:C5'	2.81	0.48
31:BA:2751:G:H3'	31:BA:2752:C:H6	1.78	0.48
32:BB:31:C:N4	44:BS:32:LEU:CD2	2.77	0.48
35:BF:129:PHE:CD2	35:BF:163:VAL:HG21	2.48	0.48
36:BG:71:THR:CG2	36:BG:72:ARG:N	2.77	0.48
38:BI:75:LEU:HD11	38:BI:105:HIS:HE1	1.79	0.48
39:BN:125:GLY:HA2	39:BN:126:PRO:O	2.13	0.48

Continued on next page...

Continued from previous page...

Atom-1	Atom-2	Interatomic distance (Å)	Clash overlap (Å)
41:BP:45:LEU:HD22	41:BP:46:LYS:N	2.29	0.48
41:BP:48:PRO:HG2	41:BP:49:ARG:H	1.79	0.48
46:BU:91:ASP:O	46:BU:92:ARG:O	2.32	0.48
46:BU:112:ARG:HH11	46:BU:112:ARG:HG3	1.74	0.48
49:BX:37:THR:C	49:BX:38:GLU:OE1	2.52	0.48
1:CA:24:U:O2'	1:CA:25:C:H5'	2.13	0.48
1:CA:346:G:H5''	45:DT:41:ARG:CZ	2.44	0.48
1:CA:349:A:O2'	1:CA:350:G:H5'	2.13	0.48
1:CA:394:G:H2'	1:CA:395:C:H6	1.78	0.48
1:CA:451:A:C5	1:CA:481:G:C5	3.02	0.48
1:CA:920:U:H1'	1:CA:1080:A:C2	2.49	0.48
4:CD:104:VAL:O	4:CD:108:LEU:HD13	2.13	0.48
11:CK:126:ARG:O	11:CK:127:LYS:C	2.52	0.48
19:CS:51:VAL:HG21	19:CS:71:LEU:HB3	1.95	0.48
22:D0:84:LEU:HD12	22:D0:84:LEU:N	2.29	0.48
24:D2:34:GLU:OE2	24:D2:34:GLU:N	2.35	0.48
25:D3:28:LEU:HA	25:D3:33:GLN:OE1	2.13	0.48
31:DA:271(P):C:H2'	31:DA:271(Q):G:H5'	1.95	0.48
31:DA:344:G:O2'	31:DA:345:A:H5'	2.14	0.48
31:DA:378:C:C2'	31:DA:379:G:H5'	2.44	0.48
31:DA:394:A:C6	31:DA:395:U:C4	3.02	0.48
31:DA:883:G:H1	31:DA:893:C:H41	1.62	0.48
31:DA:892:G:H3'	31:DA:892:G:N3	2.28	0.48
31:DA:1740:G:H4'	31:DA:1741:A:OP1	2.14	0.48
31:DA:1804:C:O5'	31:DA:1804:C:H6	1.96	0.48
31:DA:2012:G:C4'	48:DW:96:ILE:HD11	2.24	0.48
31:DA:2061:G:H5''	31:DA:2503:A:C2	2.49	0.48
31:DA:2394:C:H2'	31:DA:2395:C:C5'	2.43	0.48
31:DA:2416:C:H6	31:DA:2416:C:O5'	1.96	0.48
31:DA:2543:G:H2'	31:DA:2544:G:C8	2.49	0.48
31:DA:2662:A:H4'	31:DA:2663:G:O4'	2.13	0.48
31:DA:2772:C:H2'	31:DA:2773:C:H6	1.79	0.48
31:DA:2842:G:C2'	31:DA:2843:G:H5'	2.44	0.48
32:DB:40:U:C2'	32:DB:41:U:OP1	2.62	0.48
32:DB:52:A:O2'	32:DB:53:A:C8	2.63	0.48
32:DB:78:A:C2	32:DB:100:A:C4	3.02	0.48
35:DF:1:MET:O	35:DF:2:LYS:O	2.32	0.48
36:DG:56:ALA:HB2	36:DG:153:ARG:NH2	2.28	0.48
36:DG:82:LEU:O	36:DG:83:ARG:HG3	2.13	0.48
39:DN:17:ASP:C	39:DN:19:GLU:H	2.17	0.48
42:DQ:38:GLU:HB2	42:DQ:127:ILE:CG2	2.44	0.48

Continued on next page...

Continued from previous page...

Atom-1	Atom-2	Interatomic distance (Å)	Clash overlap (Å)
42:DQ:70:PRO:HA	42:DQ:95:ALA:HB2	1.96	0.48
42:DQ:141:GLN:CD	51:DZ:72:ARG:HG2	2.35	0.48
45:DT:45:PHE:HE2	45:DT:63:VAL:HG22	1.79	0.48
46:DU:91:ASP:O	46:DU:92:ARG:HB3	2.13	0.48
46:DU:95:LEU:HD11	47:DV:11:GLN:HG3	1.95	0.48
47:DV:46:VAL:O	47:DV:47:VAL:HB	2.13	0.48
49:DX:63:LYS:HZ2	49:DX:70:LEU:CD1	2.27	0.48
1:AA:105:G:H2'	1:AA:106:C:H6	1.75	0.48
1:AA:139:G:H2'	1:AA:140:A:H8	1.79	0.48
1:AA:262:A:C6	1:AA:263:A:C6	3.02	0.48
1:AA:344:A:H4'	1:AA:345:C:OP2	2.13	0.48
1:AA:353:A:H8	1:AA:353:A:C5'	2.21	0.48
1:AA:382:A:C2	1:AA:383:A:C4	3.02	0.48
1:AA:389:A:H2'	1:AA:390:C:H5'	1.95	0.48
1:AA:391:G:C6	1:AA:392:G:C5	3.02	0.48
1:AA:561:U:HO2'	1:AA:562:C:P	2.36	0.48
1:AA:562:C:N4	1:AA:884:U:C6	2.82	0.48
1:AA:674:G:O2'	1:AA:675:A:H5'	2.14	0.48
1:AA:930:C:C4	1:AA:931:C:C5	3.02	0.48
1:AA:1187:G:C6	1:AA:1188:A:C6	3.02	0.48
1:AA:1256:A:H5'	1:AA:1257:U:OP1	2.14	0.48
1:AA:1372:U:OP1	9:AI:71:SER:HB3	2.13	0.48
3:AC:83:ARG:O	3:AC:86:VAL:HG22	2.14	0.48
3:AC:108:ASN:HB3	3:AC:111:LEU:HB2	1.96	0.48
4:AD:170:VAL:HG22	4:AD:171:GLY:N	2.29	0.48
5:AE:60:TYR:HE1	5:AE:64:ARG:HH21	1.58	0.48
20:AT:24:LEU:HD13	20:AT:24:LEU:C	2.34	0.48
20:AT:37:SER:O	20:AT:41:ILE:HG12	2.14	0.48
22:B0:13:GLY:O	22:B0:14:ARG:CB	2.38	0.48
24:B2:50:ILE:O	24:B2:51:ARG:HB3	2.13	0.48
30:B8:51:ALA:N	30:B8:53:PRO:HD2	2.29	0.48
31:BA:384:U:O2'	31:BA:385:C:H5'	2.13	0.48
31:BA:414:C:O2'	31:BA:415:A:H5'	2.14	0.48
31:BA:953:A:C2	31:BA:954:G:C8	3.01	0.48
31:BA:1106:A:O2'	31:BA:1107:G:O4'	2.27	0.48
31:BA:1252:G:C2	31:BA:1253:A:C2	3.02	0.48
31:BA:2273:A:H2'	31:BA:2274:A:C8	2.48	0.48
31:BA:2464:C:O2'	31:BA:2465:C:O5'	2.31	0.48
31:BA:2584:U:O2	31:BA:2584:U:O4'	2.31	0.48
31:BA:2606:C:C2'	31:BA:2607:G:H5'	2.43	0.48
31:BA:2661:G:H8	31:BA:2662:A:N3	2.12	0.48

Continued on next page...

Continued from previous page...

Atom-1	Atom-2	Interatomic distance (Å)	Clash overlap (Å)
31:BA:2753:A:HO2'	31:BA:2754:U:H6	1.58	0.48
31:BA:2759:G:C2'	31:BA:2760:C:H5'	2.44	0.48
31:BA:2808:U:H2'	31:BA:2809:A:H5'	1.94	0.48
32:BB:7:G:H2'	32:BB:8:U:H5''	1.95	0.48
34:BE:3:GLY:O	34:BE:4:ILE:HB	2.13	0.48
34:BE:49:LEU:HD23	34:BE:81:ILE:HG12	1.96	0.48
39:BN:66:LYS:HA	39:BN:69:GLN:HB2	1.95	0.48
40:BO:71:ARG:HE	40:BO:105:GLU:CD	2.15	0.48
41:BP:100:LEU:HD12	41:BP:100:LEU:HA	1.69	0.48
45:BT:32:TYR:HD2	45:BT:81:PRO:O	1.97	0.48
45:BT:41:ARG:HH11	45:BT:43:GLN:HA	1.78	0.48
51:BZ:14:LYS:HB2	51:BZ:17:ALA:HB3	1.95	0.48
1:CA:977:A:C2'	1:CA:978:A:H5'	2.43	0.48
1:CA:1097:C:O2'	1:CA:1098:C:H5'	2.14	0.48
1:CA:1142:G:H3'	1:CA:1143:G:C8	2.48	0.48
1:CA:1443:G:N2	1:CA:1460:A:H1'	2.28	0.48
1:CA:1507:A:C2	1:CA:1508:G:C4	3.02	0.48
4:CD:11:LEU:C	4:CD:13:ARG:N	2.62	0.48
4:CD:15:GLU:HG2	4:CD:63:LYS:HG3	1.96	0.48
5:CE:31:LEU:HD22	5:CE:43:LEU:HD11	1.96	0.48
6:CF:46:ARG:NH1	18:CR:37:VAL:HG21	2.24	0.48
6:CF:75:LEU:HD23	6:CF:79:LEU:HD21	1.96	0.48
9:CI:51:ARG:HE	9:CI:56:LEU:CD1	2.26	0.48
12:CL:46:LYS:HB2	12:CL:92:ASP:O	2.13	0.48
19:CS:65:ASN:HB2	19:CS:66:MET:HE3	1.96	0.48
22:D0:50:ASN:ND2	22:D0:83:PRO:HD3	2.28	0.48
24:D2:33:MET:HG3	49:DX:10:ALA:HB1	1.96	0.48
28:D6:12:GLU:CA	28:D6:23:THR:HA	2.32	0.48
28:D6:32:ASN:O	28:D6:33:LYS:CB	2.61	0.48
28:D6:39:TYR:HB3	28:D6:49:HIS:ND1	2.29	0.48
30:D8:48:PHE:CD1	30:D8:48:PHE:N	2.80	0.48
31:DA:118:A:H3'	31:DA:119:A:C5'	2.44	0.48
31:DA:428:A:H8	31:DA:428:A:OP2	1.97	0.48
31:DA:559:G:H22	46:DU:49:HIS:CD2	2.32	0.48
31:DA:671:C:H2'	31:DA:672:C:C6	2.48	0.48
31:DA:952:G:C6	31:DA:966:G:C6	3.02	0.48
31:DA:1299:G:H5''	31:DA:1300:U:OP1	2.14	0.48
31:DA:1488:G:C5	31:DA:1489:U:N3	2.82	0.48
31:DA:1646:C:H5''	31:DA:1647:G:H5''	1.94	0.48
31:DA:1822:G:H5'	31:DA:1822:G:C8	2.48	0.48
31:DA:2567:G:H2'	31:DA:2568:C:H6	1.78	0.48

Continued on next page...

Continued from previous page...

Atom-1	Atom-2	Interatomic distance (Å)	Clash overlap (Å)
31:DA:2569:G:C2'	31:DA:2570:G:H5'	2.44	0.48
33:DD:108:PRO:HD2	33:DD:111:LEU:HG	1.96	0.48
36:DG:45:GLU:HG2	36:DG:47:LYS:H	1.79	0.48
37:DH:19:VAL:HG21	37:DH:44:VAL:HA	1.96	0.48
37:DH:153:LYS:N	37:DH:153:LYS:CD	2.75	0.48
42:DQ:38:GLU:HB2	42:DQ:127:ILE:HG22	1.95	0.48
45:DT:124:ASP:C	45:DT:126:ALA:H	2.16	0.48
1:AA:67:C:O2'	1:AA:171:A:H1'	2.14	0.47
1:AA:192:U:C1'	20:AT:103:GLY:HA2	2.43	0.47
1:AA:504:C:O2	1:AA:504:C:H2'	2.13	0.47
1:AA:542:G:O2'	1:AA:543:C:H5'	2.14	0.47
1:AA:1159:U:C5	1:AA:1182:G:C4	3.02	0.47
1:AA:1310:G:N2	1:AA:1328:C:C2	2.83	0.47
1:AA:1366:C:OP1	9:AI:117:HIS:HE1	1.95	0.47
1:AA:1452:C:H4'	1:AA:1456:G:O5'	2.15	0.47
2:AB:69:LEU:HB3	2:AB:162:ILE:HG22	1.96	0.47
4:AD:68:TYR:N	4:AD:68:TYR:CD1	2.81	0.47
4:AD:108:LEU:HD12	4:AD:174:LEU:HD13	1.95	0.47
6:AF:96:PRO:HB3	18:AR:30:ASP:CG	2.34	0.47
11:AK:41:THR:HG22	11:AK:42:TRP:N	2.28	0.47
16:AP:54:GLU:O	16:AP:57:ARG:HB2	2.14	0.47
19:AS:16:LEU:O	19:AS:20:LEU:HB2	2.14	0.47
20:AT:26:ASN:CB	20:AT:71:THR:HG23	2.43	0.47
20:AT:26:ASN:O	20:AT:30:LYS:HB2	2.13	0.47
22:B0:74:ARG:NH2	32:BB:13:A:C8	2.82	0.47
31:BA:356:G:C2	31:BA:357:A:C4	3.02	0.47
31:BA:363(A):A:N3	31:BA:363(A):A:H2'	2.29	0.47
31:BA:543:C:N4	31:BA:551:G:H1	2.11	0.47
31:BA:829:A:N7	31:BA:2248:C:H5'	2.29	0.47
31:BA:979:G:H3'	31:BA:980:A:C5'	2.43	0.47
31:BA:2321:G:H5''	31:BA:2322:A:OP2	2.14	0.47
31:BA:2463:C:O2'	31:BA:2464:C:H5'	2.14	0.47
33:BD:35:LYS:HE2	33:BD:65:ILE:HG22	1.95	0.47
33:BD:173:VAL:HG23	33:BD:174:ILE:N	2.29	0.47
33:BD:231:HIS:CG	33:BD:232:PRO:HD2	2.49	0.47
35:BF:160:ASN:ND2	35:BF:162:LEU:H	2.11	0.47
37:BH:47:GLU:C	37:BH:49:VAL:H	2.15	0.47
39:BN:79:PRO:HD2	39:BN:81:GLY:H	1.78	0.47
40:BO:66:LYS:H	40:BO:82:ASN:HD21	1.58	0.47
44:BS:53:SER:OG	44:BS:54:LEU:N	2.47	0.47
45:BT:28:VAL:HG22	45:BT:46:GLU:HG3	1.95	0.47

Continued on next page...

Continued from previous page...

Atom-1	Atom-2	Interatomic distance (Å)	Clash overlap (Å)
47:BV:15:GLU:CB	47:BV:16:PRO:HD2	2.33	0.47
49:BX:65:ARG:HD3	49:BX:65:ARG:C	2.34	0.47
50:BY:22:GLY:O	50:BY:23:ARG:HG2	2.13	0.47
50:BY:40:GLU:HA	50:BY:40:GLU:OE2	2.14	0.47
1:CA:1372:U:OP1	9:CI:71:SER:HB3	2.14	0.47
3:CC:83:ARG:O	3:CC:86:VAL:HG22	2.14	0.47
9:CI:118:LYS:O	9:CI:119:ALA:HB3	2.14	0.47
13:CM:3:ARG:HA	13:CM:9:ILE:HG13	1.95	0.47
15:CO:67:LEU:CD2	15:CO:78:TYR:CE1	2.97	0.47
20:CT:96:GLY:O	20:CT:97:ALA:HB3	2.13	0.47
20:CT:100:ILE:HD12	20:CT:100:ILE:N	2.28	0.47
27:D5:56:LYS:O	27:D5:57:VAL:C	2.53	0.47
31:DA:30:G:H2'	31:DA:31:C:C6	2.49	0.47
31:DA:197:A:N6	31:DA:2430:A:H2'	2.29	0.47
31:DA:565:C:H5'	31:DA:1253:A:N6	2.29	0.47
31:DA:1044:G:C2	31:DA:1112:G:O6	2.67	0.47
31:DA:1131:G:H21	39:DN:73:THR:CG2	2.27	0.47
31:DA:1489:U:C2'	31:DA:1490:A:OP2	2.61	0.47
31:DA:2347:C:H2'	31:DA:2348:U:C6	2.48	0.47
31:DA:2615:U:H2'	31:DA:2616:C:C6	2.49	0.47
33:DD:35:LYS:HE3	33:DD:63:ARG:C	2.34	0.47
35:DF:78:ILE:H	35:DF:78:ILE:HD13	1.79	0.47
41:DP:62:LEU:N	41:DP:62:LEU:CD2	2.68	0.47
42:DQ:17:LEU:HD21	42:DQ:41:TRP:HE1	1.79	0.47
45:DT:32:TYR:CB	45:DT:81:PRO:HB2	2.43	0.47
47:DV:51:VAL:CG1	47:DV:52:VAL:N	2.76	0.47
47:DV:64:HIS:O	47:DV:64:HIS:ND1	2.47	0.47
48:DW:12:ILE:HG13	48:DW:42:ARG:NH1	2.29	0.47
49:DX:37:THR:HG23	49:DX:54:VAL:CB	2.37	0.47
49:DX:63:LYS:O	49:DX:68:ARG:HA	2.13	0.47
50:DY:28:LYS:HG3	50:DY:37:VAL:HA	1.95	0.47
1:AA:445:G:N3	1:AA:446:G:C8	2.81	0.47
1:AA:1068:G:N3	1:AA:1191:A:C2	2.82	0.47
1:AA:1076:C:N3	1:AA:1082:G:C2	2.83	0.47
1:AA:1496:C:H2'	1:AA:1497:G:O4'	2.14	0.47
2:AB:111:ARG:O	2:AB:145:LEU:HD11	2.14	0.47
4:AD:68:TYR:H	4:AD:68:TYR:HD1	1.61	0.47
5:AE:69:VAL:HG12	5:AE:71:LEU:CD2	2.44	0.47
5:AE:147:ASP:N	5:AE:147:ASP:OD2	2.46	0.47
6:AF:72:VAL:CG2	6:AF:90:VAL:HG11	2.43	0.47
18:AR:25:THR:HG22	18:AR:42:ARG:HH11	1.80	0.47

Continued on next page...

Continued from previous page...

Atom-1	Atom-2	Interatomic distance (Å)	Clash overlap (Å)
18:AR:31:LEU:H	18:AR:31:LEU:CD2	2.24	0.47
22:B0:27:GLU:HG3	22:B0:68:GLU:HA	1.96	0.47
23:B1:33:LYS:HB3	31:BA:2395:C:O2'	2.14	0.47
29:B7:1:MET:O	29:B7:2:LYS:C	2.52	0.47
29:B7:43:THR:HG23	29:B7:44:PRO:CD	2.44	0.47
30:B8:48:PHE:HD1	30:B8:48:PHE:H	1.56	0.47
31:BA:309:G:N3	31:BA:329:G:O2'	2.43	0.47
31:BA:606:U:H4'	31:BA:658:C:H4'	1.95	0.47
31:BA:1208:C:H2'	31:BA:1209:G:H5'	1.97	0.47
31:BA:1503:U:H2'	31:BA:1504:C:C6	2.48	0.47
31:BA:1568:G:OP2	33:BD:63:ARG:NH2	2.46	0.47
31:BA:2305:A:O2'	36:BG:136:ARG:HD3	2.14	0.47
32:BB:30:C:H2'	32:BB:31:C:H5'	1.95	0.47
33:BD:30:GLU:CD	33:BD:63:ARG:NE	2.68	0.47
33:BD:71:ASP:OD2	33:BD:103:ARG:NH2	2.47	0.47
33:BD:79:VAL:HG12	33:BD:79:VAL:O	2.13	0.47
33:BD:166:GLN:CA	33:BD:166:GLN:NE2	2.76	0.47
36:BG:37:VAL:CG2	36:BG:99:MET:HG3	2.44	0.47
37:BH:158:HIS:CE1	37:BH:170:ARG:HA	2.48	0.47
38:BI:138:ILE:HD12	38:BI:138:ILE:N	2.23	0.47
42:BQ:104:PHE:CE1	42:BQ:125:LEU:HD11	2.42	0.47
43:BR:37:THR:OG1	43:BR:40:LYS:HB2	2.14	0.47
45:BT:108:ARG:O	45:BT:111:ARG:HB2	2.14	0.47
48:BW:56:ALA:O	48:BW:57:ASN:C	2.52	0.47
49:BX:59:VAL:HG23	49:BX:74:PRO:CD	2.41	0.47
50:BY:8:LYS:HE3	50:BY:72:VAL:HG23	1.94	0.47
50:BY:45:VAL:CG2	50:BY:62:GLU:N	2.78	0.47
51:BZ:143:GLY:O	51:BZ:144:LEU:HD13	2.14	0.47
1:CA:66:G:C4'	1:CA:173:U:C5	2.96	0.47
1:CA:109:A:C6	1:CA:326:G:C6	3.02	0.47
1:CA:235:C:H5'	17:CQ:70:ARG:HG2	1.95	0.47
1:CA:671:G:C5	1:CA:672:U:C5	3.02	0.47
1:CA:920:U:H2'	1:CA:921:U:C6	2.48	0.47
1:CA:954:G:C2	1:CA:955:U:C2	3.02	0.47
1:CA:1202:G:C6	14:CN:42:ILE:HG21	2.49	0.47
2:CB:185:ILE:HG12	2:CB:185:ILE:O	2.13	0.47
6:CF:96:PRO:HB3	18:CR:30:ASP:CG	2.34	0.47
13:CM:14:ARG:CZ	13:CM:42:ALA:HA	2.43	0.47
16:CP:54:GLU:O	16:CP:57:ARG:HB2	2.14	0.47
22:D0:71:ASP:C	22:D0:72:ARG:HG2	2.34	0.47
28:D6:11:LEU:O	28:D6:23:THR:HA	2.14	0.47

Continued on next page...

Continued from previous page...

Atom-1	Atom-2	Interatomic distance (Å)	Clash overlap (Å)
28:D6:27:LYS:HE3	31:DA:2285:C:H5	1.78	0.47
31:DA:343:C:H2'	31:DA:343:C:O2	2.14	0.47
31:DA:528:A:C2	31:DA:2043:C:H4'	2.49	0.47
31:DA:1272:A:H3'	31:DA:1273:U:H5''	1.96	0.47
31:DA:1353:A:H4'	33:DD:38:LYS:NZ	2.29	0.47
31:DA:1505:C:C2'	31:DA:1506:C:O5'	2.62	0.47
31:DA:1572:A:O5'	31:DA:1572:A:H8	1.96	0.47
31:DA:1887:C:C3'	31:DA:1888:G:H5'	2.43	0.47
31:DA:2315:G:C6	31:DA:2316:C:N4	2.81	0.47
31:DA:2515:C:C2'	31:DA:2516:G:H5'	2.45	0.47
31:DA:2645:G:C3'	31:DA:2646:C:H5'	2.43	0.47
31:DA:2748:A:N6	31:DA:2749:A:C6	2.83	0.47
31:DA:2753:A:O2'	31:DA:2754:U:C5'	2.61	0.47
32:DB:88:C:C4	32:DB:89:G:C6	3.02	0.47
33:DD:14:ARG:O	33:DD:15:PHE:CD2	2.67	0.47
33:DD:52:ARG:CZ	33:DD:53:PHE:HE2	2.27	0.47
33:DD:109:ASP:HB2	33:DD:197:GLY:CA	2.45	0.47
34:DE:144:ARG:HB3	34:DE:145:LYS:H	1.47	0.47
36:DG:71:THR:CG2	36:DG:72:ARG:N	2.78	0.47
39:DN:66:LYS:HA	39:DN:69:GLN:HB2	1.95	0.47
41:DP:90:ARG:HD2	41:DP:91:PHE:HD1	1.78	0.47
43:DR:38:VAL:HB	43:DR:39:PRO:HD3	1.96	0.47
43:DR:116:LEU:HD23	43:DR:116:LEU:HA	1.57	0.47
47:DV:72:VAL:HG13	47:DV:88:ARG:NH2	2.29	0.47
49:DX:23:GLU:O	49:DX:25:LYS:N	2.47	0.47
49:DX:59:VAL:HG23	49:DX:74:PRO:CD	2.41	0.47
50:DY:26:LYS:HG2	50:DY:27:VAL:H	1.78	0.47
50:DY:46:LYS:O	50:DY:47:LYS:CB	2.62	0.47
51:DZ:74:VAL:HG22	51:DZ:86:VAL:CG1	2.44	0.47
1:AA:61:G:OP1	20:AT:10:LEU:HD11	2.13	0.47
1:AA:79:G:H4'	1:AA:80:G:OP1	2.15	0.47
1:AA:276:G:C2'	1:AA:277:C:H5'	2.44	0.47
1:AA:343:U:H2'	1:AA:346:G:O6	2.13	0.47
1:AA:673:G:O3'	6:AF:87:ARG:NH2	2.47	0.47
1:AA:764:C:H2'	1:AA:765:G:H8	1.78	0.47
1:AA:804:U:H5''	1:AA:805:C:OP2	2.14	0.47
1:AA:825:G:N2	8:AH:11:THR:HG21	2.29	0.47
1:AA:1074:G:N3	1:AA:1102:A:C2	2.82	0.47
1:AA:1399:C:H4'	1:AA:1400:C:C5'	2.44	0.47
1:AA:1432:G:H8	1:AA:1432:G:O5'	1.98	0.47
4:AD:108:LEU:O	4:AD:110:PHE:N	2.46	0.47

Continued on next page...

Continued from previous page...

Atom-1	Atom-2	Interatomic distance (Å)	Clash overlap (Å)
4:AD:159:ARG:HA	4:AD:162:LEU:HB2	1.95	0.47
8:AH:26:VAL:HG13	8:AH:59:LEU:HB2	1.96	0.47
9:AI:118:LYS:O	9:AI:119:ALA:HB3	2.14	0.47
20:AT:12:ALA:O	20:AT:15:ARG:HB2	2.13	0.47
20:AT:57:ARG:HD3	20:AT:103:GLY:H	1.79	0.47
22:B0:18:ALA:HB1	31:BA:2271:G:OP1	2.14	0.47
25:B3:8:LEU:HD13	25:B3:31:LEU:HA	1.96	0.47
28:B6:36:LEU:C	28:B6:37:ARG:HD2	2.34	0.47
31:BA:530:G:O6	31:BA:2023:G:OP1	2.32	0.47
31:BA:670:A:H5'	31:BA:670:A:H8	1.79	0.47
31:BA:777:A:C2	31:BA:778:G:C8	3.03	0.47
31:BA:870:A:C2	31:BA:908:C:C2	3.02	0.47
31:BA:1268:A:H2'	31:BA:1269:A:O4'	2.14	0.47
31:BA:1525:G:H2'	31:BA:1526:G:C8	2.50	0.47
31:BA:2056:G:C2	31:BA:2057:A:C8	3.02	0.47
31:BA:2199:A:C8	31:BA:2200:C:C5	3.02	0.47
31:BA:2752:C:H2'	31:BA:2753:A:H5'	1.95	0.47
33:BD:54:ARG:O	33:BD:218:ARG:HD3	2.14	0.47
33:BD:155:LEU:HD23	33:BD:177:LEU:HD22	1.96	0.47
34:BE:37:ARG:NH1	34:BE:80:GLU:OE2	2.46	0.47
34:BE:161:GLY:O	34:BE:162:ALA:HB3	2.14	0.47
38:BI:99:GLU:O	38:BI:103:ARG:HG3	2.14	0.47
42:BQ:75:THR:HA	42:BQ:88:GLY:CA	2.41	0.47
45:BT:50:ILE:HA	45:BT:99:LEU:HD11	1.95	0.47
50:BY:54:LYS:O	50:BY:55:TYR:O	2.31	0.47
1:CA:380:G:C2	1:CA:384:G:N1	2.82	0.47
1:CA:382:A:H2'	1:CA:383:A:C8	2.50	0.47
1:CA:582:U:C2	1:CA:760:G:C6	3.02	0.47
1:CA:625:G:C4	1:CA:626:U:C5	3.02	0.47
1:CA:671:G:C4	1:CA:672:U:C6	3.02	0.47
1:CA:892:A:H2'	1:CA:893:C:H6	1.78	0.47
1:CA:1385:G:C2'	1:CA:1386:G:H5'	2.44	0.47
2:CB:114:ARG:HA	2:CB:117:GLU:HB2	1.96	0.47
3:CC:113:ALA:C	3:CC:115:LEU:N	2.68	0.47
4:CD:36:ARG:HG2	4:CD:38:TYR:CZ	2.50	0.47
5:CE:36:ASP:O	5:CE:37:ARG:HB2	2.14	0.47
5:CE:60:TYR:HE1	5:CE:64:ARG:HH21	1.56	0.47
9:CI:113:LYS:H	9:CI:119:ALA:HA	1.79	0.47
17:CQ:45:HIS:O	17:CQ:73:VAL:HG23	2.14	0.47
22:D0:53:MET:HE1	22:D0:57:PHE:CD1	2.49	0.47
23:D1:73:LEU:HD13	23:D1:90:ILE:CG2	2.43	0.47

Continued on next page...

Continued from previous page...

Atom-1	Atom-2	Interatomic distance (Å)	Clash overlap (Å)
31:DA:250:G:C6	31:DA:251:A:C6	3.03	0.47
31:DA:695:G:C2	31:DA:768:G:C5	3.02	0.47
31:DA:707:G:C6	31:DA:708:C:C4	3.03	0.47
31:DA:1374:G:H2'	31:DA:1375:C:C6	2.49	0.47
31:DA:1591:G:C5'	31:DA:1591:G:H8	2.26	0.47
31:DA:1892:C:H6	31:DA:1892:C:O5'	1.97	0.47
31:DA:2026:C:H2'	31:DA:2027:G:O5'	2.13	0.47
31:DA:2202:C:O2	33:DD:151:LYS:NZ	2.40	0.47
31:DA:2473:U:C4	31:DA:2474:C:C5	3.03	0.47
32:DB:10:C:C2'	32:DB:11:C:H5'	2.44	0.47
33:DD:109:ASP:HB2	33:DD:197:GLY:HA2	1.96	0.47
34:DE:10:GLY:HA2	34:DE:192:ASN:ND2	2.28	0.47
34:DE:201:THR:HG22	34:DE:203:LYS:N	2.30	0.47
43:DR:10:LEU:HD22	43:DR:17:ARG:CD	2.41	0.47
44:DS:56:LEU:O	44:DS:57:LYS:CB	2.62	0.47
51:DZ:126:VAL:HG12	51:DZ:163:LEU:HA	1.96	0.47
1:AA:20:U:H2'	1:AA:21:G:O4'	2.14	0.47
1:AA:352:C:H4'	1:AA:354:G:OP1	2.13	0.47
1:AA:693:G:O2'	1:AA:694:A:H5'	2.15	0.47
1:AA:726:C:O2'	1:AA:727:G:H5'	2.14	0.47
1:AA:834:C:H2'	1:AA:835:U:C6	2.49	0.47
1:AA:1034:G:N2	1:AA:1035:A:N6	2.63	0.47
1:AA:1070:U:C2	1:AA:1071:C:C5	3.02	0.47
1:AA:1099:G:N3	1:AA:1099:G:H2'	2.30	0.47
5:AE:31:LEU:HD22	5:AE:43:LEU:HD11	1.96	0.47
15:AO:55:GLY:HA2	15:AO:58:MET:HE3	1.95	0.47
19:AS:22:LEU:O	19:AS:26:GLY:HA2	2.15	0.47
20:AT:82:SER:O	20:AT:86:ARG:CB	2.62	0.47
23:B1:10:LYS:HB2	23:B1:14:VAL:CA	2.44	0.47
27:B5:56:LYS:O	27:B5:57:VAL:C	2.51	0.47
28:B6:9:LEU:C	28:B6:9:LEU:HD13	2.35	0.47
29:B7:43:THR:O	29:B7:44:PRO:C	2.52	0.47
31:BA:65:C:H2'	31:BA:66:C:C6	2.49	0.47
31:BA:105:C:H2'	31:BA:106:C:H6	1.79	0.47
31:BA:380:U:O2	31:BA:381:G:C8	2.68	0.47
31:BA:745:G:H2'	31:BA:746:A:H5'	1.97	0.47
31:BA:768:G:C6	31:BA:769:G:C5	3.03	0.47
31:BA:828:U:O2	31:BA:828:U:C2'	2.61	0.47
31:BA:1366:A:C2'	31:BA:1367:A:H5'	2.44	0.47
31:BA:1572:A:H8	31:BA:1572:A:O5'	1.97	0.47
31:BA:1684:C:C2'	31:BA:1685:C:H5'	2.44	0.47

Continued on next page...

Continued from previous page...

Atom-1	Atom-2	Interatomic distance (Å)	Clash overlap (Å)
31:BA:2228:G:H2'	31:BA:2229:C:C6	2.50	0.47
31:BA:2243:U:O2'	31:BA:2244:U:H5'	2.14	0.47
31:BA:2360:A:O2'	31:BA:2361:A:C5'	2.63	0.47
31:BA:2395:C:H6	31:BA:2395:C:C5'	2.21	0.47
31:BA:2688:U:O4'	31:BA:2688:U:O2	2.29	0.47
31:BA:2859:G:O2'	31:BA:2860:A:P	2.72	0.47
33:BD:210:GLY:HA2	33:BD:213:ARG:HG2	1.97	0.47
34:BE:152:LYS:HE2	39:BN:78:TYR:HD2	1.79	0.47
44:BS:28:VAL:CG1	44:BS:29:PHE:N	2.77	0.47
45:BT:51:ARG:HG2	45:BT:52:ILE:N	2.27	0.47
1:CA:344:A:H4'	1:CA:345:C:OP2	2.14	0.47
1:CA:363:A:C5	12:CL:31:PRO:HD2	2.48	0.47
1:CA:411:A:C8	1:CA:413:G:C8	3.02	0.47
1:CA:832:C:N4	1:CA:854:G:H1	2.12	0.47
1:CA:1098:C:N3	1:CA:1099:G:C8	2.82	0.47
1:CA:1147:C:C5	1:CA:1148:U:C4	3.03	0.47
4:CD:30:LYS:C	4:CD:32:ALA:H	2.17	0.47
9:CI:28:VAL:HG13	9:CI:65:VAL:HG12	1.96	0.47
10:CJ:58:ASP:O	10:CJ:59:SER:C	2.52	0.47
11:CK:62:GLN:O	11:CK:64:ALA:N	2.47	0.47
12:CL:20:LYS:HD3	12:CL:20:LYS:H	1.79	0.47
12:CL:62:SER:O	12:CL:64:TYR:N	2.47	0.47
18:CR:36:ASN:HD22	18:CR:39:VAL:HG21	1.80	0.47
20:CT:58:LYS:HG3	20:CT:62:LEU:HD12	1.96	0.47
31:DA:271(S):G:C5	31:DA:271(T):C:C5	3.02	0.47
31:DA:901:A:H2'	31:DA:901:A:N3	2.30	0.47
31:DA:1291:C:H2'	31:DA:1292:U:C6	2.49	0.47
31:DA:1503:U:C6	31:DA:1504:C:C5	3.02	0.47
31:DA:1517:G:O2'	31:DA:1518:U:H5'	2.14	0.47
31:DA:1557:C:H5''	31:DA:1558:A:OP2	2.15	0.47
31:DA:1623:G:C2	31:DA:1624:G:C8	3.03	0.47
31:DA:1722:A:O2'	31:DA:1739:U:C5'	2.62	0.47
31:DA:2306:C:OP2	31:DA:2307:G:H8	1.97	0.47
31:DA:2358:G:C5	31:DA:2359:C:C5	3.03	0.47
31:DA:2516:G:C6	31:DA:2517:C:N4	2.82	0.47
32:DB:37:C:C5	32:DB:38:C:C4	3.02	0.47
32:DB:79:C:C2'	32:DB:80:U:H5'	2.44	0.47
33:DD:9:TYR:O	33:DD:10:THR:HG22	2.13	0.47
33:DD:210:GLY:HA2	33:DD:213:ARG:HG2	1.96	0.47
34:DE:119:ARG:HD2	34:DE:120:TRP:CE2	2.49	0.47
35:DF:8:GLN:CB	35:DF:126:VAL:HA	2.43	0.47

Continued on next page...

Continued from previous page...

Atom-1	Atom-2	Interatomic distance (Å)	Clash overlap (Å)
35:DF:132:VAL:CG2	35:DF:133:ASN:N	2.77	0.47
35:DF:132:VAL:O	35:DF:134:GLY:N	2.46	0.47
42:DQ:93:TYR:N	42:DQ:93:TYR:CD1	2.82	0.47
44:DS:87:PHE:O	44:DS:88:ASP:CB	2.62	0.47
45:DT:128:GLU:C	45:DT:130:ALA:N	2.66	0.47
46:DU:92:ARG:NH2	47:DV:10:LYS:HB3	2.29	0.47
47:DV:66:ARG:HD2	47:DV:67:GLY:N	2.29	0.47
47:DV:70:ILE:HA	47:DV:90:PRO:HB2	1.96	0.47
50:DY:40:GLU:OE2	50:DY:40:GLU:HA	2.14	0.47
1:AA:59:A:C5'	1:AA:60:A:H5''	2.14	0.47
1:AA:626:U:C2	1:AA:627:G:N7	2.82	0.47
1:AA:738:C:H2'	1:AA:739:C:C6	2.49	0.47
1:AA:827:U:C4	1:AA:870:U:N3	2.82	0.47
1:AA:833:U:H2'	1:AA:834:C:C6	2.46	0.47
1:AA:1142:G:H3'	1:AA:1143:G:C8	2.49	0.47
1:AA:1264:C:H2'	1:AA:1265:G:H8	1.78	0.47
2:AB:12:GLU:HA	2:AB:16:HIS:HB2	1.97	0.47
2:AB:21:ARG:HB2	2:AB:38:GLY:O	2.14	0.47
2:AB:100:GLY:N	2:AB:176:GLU:OE2	2.42	0.47
3:AC:125:GLU:HA	3:AC:191:THR:HG22	1.95	0.47
5:AE:101:ILE:CD1	5:AE:119:LEU:HD23	2.44	0.47
6:AF:97:PHE:O	18:AR:31:LEU:HD23	2.14	0.47
9:AI:28:VAL:HA	9:AI:63:ILE:O	2.15	0.47
16:AP:59:TRP:O	16:AP:64:ALA:HB3	2.13	0.47
19:AS:42:PRO:O	19:AS:43:GLU:CB	2.55	0.47
20:AT:53:LEU:HD21	20:AT:92:LEU:HD11	1.96	0.47
20:AT:89:ARG:HH22	20:AT:104:LEU:HD21	1.77	0.47
24:B2:47:ASN:HB2	24:B2:51:ARG:HD2	1.97	0.47
29:B7:34:ARG:HB2	29:B7:42:LEU:HD22	1.96	0.47
31:BA:27:G:O2'	31:BA:28:A:OP2	2.32	0.47
31:BA:118:A:H3'	31:BA:119:A:C5'	2.45	0.47
31:BA:150:C:H2'	31:BA:151:C:C6	2.50	0.47
31:BA:543:C:H5	31:BA:547:A:H62	1.62	0.47
31:BA:745:G:C2'	31:BA:746:A:H5'	2.45	0.47
31:BA:943:U:O2'	31:BA:944:G:H5'	2.15	0.47
31:BA:1353:A:H4'	33:BD:38:LYS:NZ	2.30	0.47
31:BA:1500:G:C5	31:BA:1501:C:C4	3.03	0.47
31:BA:2394:C:H2'	31:BA:2395:C:C5'	2.43	0.47
31:BA:2602:A:H4'	31:BA:2603:G:O5'	2.14	0.47
36:BG:103:LEU:HD23	36:BG:106:LEU:HD23	1.95	0.47
36:BG:146:TYR:O	36:BG:149:VAL:HG22	2.15	0.47

Continued on next page...

Continued from previous page...

Atom-1	Atom-2	Interatomic distance (Å)	Clash overlap (Å)
39:BN:3:THR:O	39:BN:4:TYR:CG	2.66	0.47
39:BN:67:LEU:O	39:BN:69:GLN:N	2.48	0.47
42:BQ:141:GLN:CG	51:BZ:72:ARG:HA	2.44	0.47
46:BU:112:ARG:NH1	46:BU:112:ARG:HG3	2.27	0.47
49:BX:21:PHE:N	49:BX:21:PHE:CD1	2.83	0.47
50:BY:75:ILE:HD11	50:BY:80:GLY:N	2.29	0.47
1:CA:59:A:H3'	1:CA:331:G:H22	1.80	0.47
1:CA:63:C:H42	1:CA:104:G:H1	1.62	0.47
1:CA:343:U:C2'	1:CA:346:G:O6	2.63	0.47
1:CA:355:C:O2'	1:CA:356:A:H5'	2.14	0.47
1:CA:1160:G:C2	1:CA:1161:C:C6	3.03	0.47
2:CB:59:GLU:O	2:CB:63:MET:HG2	2.14	0.47
6:CF:9:VAL:HA	6:CF:59:TYR:O	2.14	0.47
7:CG:150:ALA:O	11:CK:57:THR:HG21	2.14	0.47
8:CH:29:SER:HB3	8:CH:32:LYS:CD	2.45	0.47
19:CS:10:PHE:HZ	19:CS:70:LYS:CE	2.27	0.47
24:D2:18:PRO:O	24:D2:22:GLU:HB2	2.15	0.47
27:D5:28:PRO:HD2	48:DW:35:ILE:HG23	1.96	0.47
31:DA:196:A:C4	31:DA:805:G:O6	2.68	0.47
31:DA:315:G:H2'	31:DA:316:C:O4'	2.14	0.47
31:DA:506:G:O3'	31:DA:507:A:H8	1.97	0.47
31:DA:1003:G:N2	31:DA:1153:C:C2	2.83	0.47
31:DA:1721:G:C6	31:DA:1739:U:H5'	2.49	0.47
31:DA:2335:A:N7	31:DA:2337:G:C5	2.83	0.47
31:DA:2478:A:C2'	31:DA:2479:G:H5'	2.44	0.47
34:DE:78:LEU:N	34:DE:78:LEU:HD23	2.30	0.47
35:DF:63:LYS:CE	35:DF:67:GLN:CB	2.88	0.47
41:DP:30:THR:CG2	41:DP:31:ALA:H	2.28	0.47
45:DT:27:THR:O	45:DT:28:VAL:CG2	2.62	0.47
47:DV:2:PHE:HE1	47:DV:13:ARG:NH2	2.11	0.47
47:DV:90:PRO:HG2	47:DV:91:TYR:N	2.25	0.47
49:DX:93:GLU:O	49:DX:93:GLU:HG3	2.15	0.47
50:DY:8:LYS:HE3	50:DY:72:VAL:HG23	1.92	0.47
50:DY:75:ILE:HD13	50:DY:75:ILE:HA	1.57	0.47
1:AA:429:U:H4'	1:AA:430:A:O5'	2.12	0.47
1:AA:655:A:C2	1:AA:754:C:N4	2.83	0.47
1:AA:1085:U:C2	1:AA:1094:G:O6	2.68	0.47
1:AA:1443:G:N2	1:AA:1460:A:H1'	2.30	0.47
1:AA:1510:U:H2'	1:AA:1511:G:C8	2.50	0.47
8:AH:51:VAL:HB	8:AH:52:ASP:H	1.51	0.47
20:AT:96:GLY:O	20:AT:97:ALA:HB3	2.15	0.47

Continued on next page...

Continued from previous page...

Atom-1	Atom-2	Interatomic distance (Å)	Clash overlap (Å)
25:B3:1:MET:HB2	25:B3:38:GLU:HG3	1.97	0.47
31:BA:28:A:C5	31:BA:29:U:C5	3.02	0.47
31:BA:393:C:C4	31:BA:394:A:N7	2.83	0.47
31:BA:869:G:C4	31:BA:870:A:C8	3.03	0.47
31:BA:1429:G:H2'	31:BA:1430:C:H6	1.76	0.47
31:BA:1444:G:N2	31:BA:1548:C:C2	2.83	0.47
31:BA:1504:C:HO2'	31:BA:1505:C:C5'	2.26	0.47
31:BA:1911:U:C2	31:BA:1918:A:C2	3.03	0.47
31:BA:1948:G:C2'	31:BA:1949:G:H5'	2.44	0.47
31:BA:2291:U:C5'	31:BA:2380:C:O2	2.62	0.47
31:BA:2309:A:C2	31:BA:2310:A:C2	3.02	0.47
33:BD:44:ASN:HB2	33:BD:48:ARG:O	2.14	0.47
34:BE:65:GLY:C	34:BE:67:PHE:H	2.18	0.47
36:BG:11:TYR:OH	36:BG:33:ARG:HA	2.15	0.47
36:BG:106:LEU:O	36:BG:111:LEU:HG	2.14	0.47
37:BH:70:THR:O	37:BH:73:ALA:N	2.48	0.47
38:BI:38:LEU:C	38:BI:40:THR:H	2.17	0.47
39:BN:45:ASN:HD22	39:BN:45:ASN:N	1.90	0.47
44:BS:85:VAL:HG23	44:BS:106:ARG:CB	2.21	0.47
46:BU:39:LEU:HD23	46:BU:39:LEU:HA	1.68	0.47
49:BX:88:LYS:O	49:BX:89:ILE:HB	2.13	0.47
1:CA:60:A:C4'	1:CA:61:G:O5'	2.63	0.47
1:CA:200:G:H1	1:CA:217:C:N4	2.05	0.47
1:CA:276:G:H2'	1:CA:277:C:H5'	1.96	0.47
1:CA:391:G:C6	1:CA:392:G:C5	3.03	0.47
1:CA:473:G:C2	1:CA:474:G:C8	3.02	0.47
1:CA:538:G:OP2	12:CL:115:LYS:CG	2.62	0.47
1:CA:564:C:H2'	1:CA:565:U:H5'	1.97	0.47
1:CA:626:U:H4'	16:CP:38:TYR:CZ	2.49	0.47
1:CA:781:A:C3'	1:CA:782:A:H5'	2.45	0.47
1:CA:922:G:O2'	1:CA:1398:A:N1	2.31	0.47
1:CA:946:A:O2'	1:CA:1333:A:N3	2.42	0.47
1:CA:1001(A):G:H2'	1:CA:1002:G:O4'	2.15	0.47
5:CE:93:PRO:HA	5:CE:118:ILE:HD12	1.97	0.47
6:CF:6:VAL:HG12	6:CF:7:ASN:N	2.30	0.47
6:CF:72:VAL:CG2	6:CF:90:VAL:HG11	2.44	0.47
10:CJ:22:LYS:O	10:CJ:22:LYS:HD2	2.15	0.47
11:CK:48:ILE:HG21	11:CK:63:LEU:HD13	1.96	0.47
13:CM:78:ILE:HG22	13:CM:93:ARG:HH22	1.78	0.47
16:CP:39:TYR:CD1	16:CP:39:TYR:C	2.86	0.47
17:CQ:33:GLY:O	17:CQ:34:LYS:C	2.53	0.47

Continued on next page...

Continued from previous page...

Atom-1	Atom-2	Interatomic distance (Å)	Clash overlap (Å)
30:D8:8:LYS:HE2	31:DA:243:U:OP2	2.15	0.47
30:D8:29:LYS:O	30:D8:30:ARG:C	2.53	0.47
31:DA:778:G:C5	31:DA:779:U:C4	3.02	0.47
31:DA:1948:G:C2'	31:DA:1949:G:H5'	2.45	0.47
32:DB:43:C:H4'	36:DG:66:GLN:HE22	1.78	0.47
32:DB:82:G:O2'	32:DB:83:G:H5'	2.14	0.47
33:DD:253:GLN:HB3	33:DD:255:LYS:NZ	2.30	0.47
34:DE:92:THR:H	34:DE:95:ILE:CD1	2.20	0.47
34:DE:111:ARG:CZ	43:DR:2:ARG:NH2	2.77	0.47
35:DF:9:ILE:HG12	35:DF:14:PRO:HA	1.97	0.47
37:DH:159:GLU:HA	37:DH:159:GLU:OE1	2.14	0.47
41:DP:13:ASN:H	41:DP:13:ASN:ND2	2.13	0.47
42:DQ:97:VAL:HG21	42:DQ:103:MET:HE1	1.95	0.47
45:DT:120:ARG:HA	45:DT:123:GLN:HG2	1.95	0.47
48:DW:8:ARG:HB3	48:DW:9:TYR:CD1	2.50	0.47
51:DZ:9:TYR:CE2	51:DZ:61:LEU:HD13	2.50	0.47
1:AA:112:G:N3	1:AA:112:G:H2'	2.30	0.47
1:AA:115:G:C2	1:AA:289:G:N7	2.82	0.47
1:AA:343:U:C2'	1:AA:346:G:O6	2.63	0.47
1:AA:355:C:N3	1:AA:356:A:N7	2.63	0.47
1:AA:691:G:H1'	1:AA:696:A:N6	2.29	0.47
1:AA:946:A:N1	1:AA:1236:A:C2	2.83	0.47
1:AA:1128:C:O2	1:AA:1130:A:N7	2.48	0.47
1:AA:1203:C:H2'	1:AA:1204:A:O4'	2.14	0.47
1:AA:1320:C:H5'	19:AS:70:LYS:HG3	1.96	0.47
2:AB:83:MET:O	2:AB:85:ALA:N	2.47	0.47
4:AD:126:ILE:HG22	4:AD:127:THR:N	2.29	0.47
5:AE:107:ARG:O	5:AE:108:ALA:C	2.53	0.47
5:AE:122:GLU:OE1	5:AE:131:ILE:HG13	2.15	0.47
6:AF:30:LEU:H	6:AF:30:LEU:HD23	1.79	0.47
7:AG:37:ASN:HD21	9:AI:40:LEU:CD2	2.28	0.47
7:AG:72:ARG:O	7:AG:73:MET:HG3	2.15	0.47
8:AH:97:VAL:HG13	8:AH:98:LYS:HG3	1.97	0.47
11:AK:110:ASP:O	18:AR:84:LYS:HD2	2.13	0.47
13:AM:91:ARG:HB2	13:AM:98:VAL:CG2	2.38	0.47
17:AQ:59:ILE:HG22	17:AQ:71:PHE:CD1	2.46	0.47
18:AR:56:THR:CB	18:AR:58:LEU:HD13	2.44	0.47
18:AR:74:ARG:HB3	18:AR:81:PHE:CE1	2.49	0.47
22:B0:14:ARG:HB2	22:B0:14:ARG:HE	1.51	0.47
22:B0:73:GLY:O	22:B0:75:LEU:N	2.48	0.47
24:B2:46:GLN:C	24:B2:48:HIS:N	2.67	0.47

Continued on next page...

Continued from previous page...

Atom-1	Atom-2	Interatomic distance (Å)	Clash overlap (Å)
27:B5:47:PRO:O	27:B5:48:GLU:HG3	2.15	0.47
31:BA:49:A:H4'	31:BA:50:U:H5'	1.95	0.47
31:BA:52:A:O2'	31:BA:53:A:H5'	2.15	0.47
31:BA:142:A:H8	31:BA:1408:C:H1'	1.73	0.47
31:BA:151:C:C2'	31:BA:152:G:H5'	2.45	0.47
31:BA:151:C:C2	31:BA:176:G:N2	2.82	0.47
31:BA:271(Q):G:C2	31:BA:271(R):G:C5	3.02	0.47
31:BA:301:G:H1	31:BA:316:C:H42	1.62	0.47
31:BA:322:A:OP2	35:BF:169:ASN:HB2	2.15	0.47
31:BA:344:G:O2'	31:BA:345:A:H5'	2.15	0.47
31:BA:483:A:C8	31:BA:484:C:C5	3.03	0.47
31:BA:570:G:H2'	31:BA:2030:A:N6	2.29	0.47
31:BA:659:C:C6	31:BA:659:C:C4'	2.97	0.47
31:BA:743:G:H2'	31:BA:744:G:H5'	1.96	0.47
31:BA:906:G:C2'	31:BA:907:U:O5'	2.63	0.47
31:BA:926:A:C8	31:BA:926:A:H5''	2.49	0.47
31:BA:971:C:C2'	31:BA:972:G:H5'	2.45	0.47
31:BA:1163:G:O2'	31:BA:1164:G:H5'	2.15	0.47
31:BA:1272:A:H3'	31:BA:1273:U:H5''	1.96	0.47
31:BA:1489:U:C2'	31:BA:1490:A:OP2	2.62	0.47
31:BA:1505:C:C2'	31:BA:1506:C:O5'	2.63	0.47
31:BA:1591:G:C5'	31:BA:1591:G:H8	2.28	0.47
31:BA:1683:C:H2'	31:BA:1684:C:C6	2.49	0.47
31:BA:1740:G:H4'	31:BA:1741:A:OP1	2.13	0.47
31:BA:1767:C:C2'	31:BA:1768:U:H5'	2.44	0.47
31:BA:1857:G:C6	31:BA:1858:G:C2	3.03	0.47
31:BA:1859:A:C6	31:BA:1884:A:C8	3.03	0.47
31:BA:2537:U:H2'	31:BA:2538:C:C6	2.50	0.47
31:BA:2557:G:H2'	31:BA:2558:C:C6	2.49	0.47
31:BA:2619:C:H2'	31:BA:2620:C:H6	1.80	0.47
31:BA:2631:G:N3	31:BA:2810:A:C2	2.82	0.47
31:BA:2646:C:H2'	31:BA:2647:U:O4'	2.14	0.47
31:BA:2762:G:C2'	31:BA:2763:G:H5'	2.44	0.47
31:BA:2870:C:H2'	31:BA:2871:C:C5'	2.45	0.47
32:BB:37:C:H2'	32:BB:38:C:H5'	1.96	0.47
33:BD:35:LYS:CD	33:BD:63:ARG:C	2.82	0.47
33:BD:71:ASP:CB	33:BD:103:ARG:HH22	2.27	0.47
33:BD:106:ILE:HD13	33:BD:106:ILE:C	2.34	0.47
33:BD:141:VAL:O	33:BD:141:VAL:HG23	2.14	0.47
33:BD:211:ARG:HA	33:BD:214:TRP:CG	2.50	0.47
33:BD:253:GLN:HB3	33:BD:255:LYS:CE	2.45	0.47

Continued on next page...

Continued from previous page...

Atom-1	Atom-2	Interatomic distance (Å)	Clash overlap (Å)
34:BE:31:CYS:HA	34:BE:32:PRO:HD3	1.66	0.47
34:BE:52:LEU:O	34:BE:74:PRO:CA	2.55	0.47
35:BF:28:ILE:HA	35:BF:112:MET:HG2	1.96	0.47
36:BG:63:ILE:HD13	36:BG:141:PHE:CZ	2.49	0.47
37:BH:54:ARG:HB3	37:BH:65:HIS:HB2	1.96	0.47
37:BH:154:PRO:O	37:BH:156:ALA:N	2.39	0.47
41:BP:21:ARG:CG	41:BP:21:ARG:O	2.63	0.47
42:BQ:23:GLY:HA3	42:BQ:99:PRO:O	2.15	0.47
42:BQ:39:PRO:HA	42:BQ:97:VAL:O	2.15	0.47
43:BR:41:ALA:O	43:BR:43:GLU:N	2.48	0.47
44:BS:38:GLN:HB3	44:BS:47:THR:CG2	2.45	0.47
45:BT:57:PHE:CG	45:BT:58:ASN:N	2.82	0.47
46:BU:8:VAL:HG11	46:BU:12:ARG:NH1	2.29	0.47
47:BV:63:GLY:O	47:BV:64:HIS:HB3	2.13	0.47
48:BW:86:LEU:HD12	48:BW:87:PRO:N	2.30	0.47
49:BX:65:ARG:NH1	49:BX:66:LEU:N	2.62	0.47
50:BY:81:LYS:HD3	50:BY:97:ARG:O	2.14	0.47
51:BZ:26:GLY:HA2	51:BZ:85:HIS:CD2	2.50	0.47
51:BZ:111:VAL:CG1	51:BZ:112:ARG:N	2.78	0.47
1:CA:35:G:H2'	1:CA:36:C:C6	2.49	0.47
1:CA:67:C:O2'	1:CA:171:A:H1'	2.15	0.47
1:CA:114:U:O2'	1:CA:115:G:H5'	2.15	0.47
1:CA:130:A:C8	17:CQ:63:ARG:HG3	2.49	0.47
1:CA:247:G:C2	1:CA:248:C:C6	3.02	0.47
1:CA:444:C:H2'	1:CA:445:G:C8	2.36	0.47
1:CA:518:C:H4'	1:CA:519:C:H5''	1.95	0.47
1:CA:577:G:H1'	1:CA:816:A:N3	2.29	0.47
1:CA:629:G:C6	1:CA:630:G:N7	2.83	0.47
1:CA:853:G:O2'	1:CA:854:G:H5'	2.14	0.47
1:CA:865:A:H2	1:CA:918:A:H4'	1.80	0.47
1:CA:948:C:OP1	13:CM:107:ALA:HA	2.14	0.47
1:CA:983:A:H5'	1:CA:984:C:OP2	2.15	0.47
1:CA:985:C:H2'	1:CA:986:A:C8	2.50	0.47
1:CA:1071:C:H5''	5:CE:49:PRO:HG3	1.97	0.47
1:CA:1074:G:N3	1:CA:1102:A:C2	2.83	0.47
1:CA:1371:G:O3'	9:CI:69:GLY:HA3	2.15	0.47
1:CA:1504:G:H4'	1:CA:1505:G:O4'	2.15	0.47
2:CB:239:VAL:O	2:CB:239:VAL:HG12	2.15	0.47
3:CC:123:GLN:O	3:CC:128:PHE:HB2	2.15	0.47
4:CD:159:ARG:HA	4:CD:162:LEU:HB2	1.96	0.47
4:CD:159:ARG:O	4:CD:163:GLU:N	2.48	0.47

Continued on next page...

Continued from previous page...

Atom-1	Atom-2	Interatomic distance (Å)	Clash overlap (Å)
5:CE:57:LYS:O	5:CE:61:TYR:CD2	2.62	0.47
8:CH:69:ARG:HD3	8:CH:75:ARG:O	2.12	0.47
9:CI:4:TYR:N	9:CI:4:TYR:CD1	2.81	0.47
9:CI:8:GLY:HA2	9:CI:79:LEU:HD12	1.96	0.47
9:CI:53:VAL:CG1	9:CI:95:LYS:HE3	2.45	0.47
12:CL:24:VAL:HG13	12:CL:98:TYR:CE2	2.50	0.47
12:CL:34:ARG:HG2	12:CL:35:GLY:N	2.30	0.47
14:CN:41:ARG:HG3	14:CN:42:ILE:N	2.28	0.47
16:CP:20:VAL:HG21	16:CP:32:TYR:CB	2.45	0.47
16:CP:20:VAL:HG21	16:CP:32:TYR:CD2	2.49	0.47
16:CP:50:LYS:HD3	16:CP:51:VAL:N	2.30	0.47
18:CR:56:THR:CB	18:CR:58:LEU:HD13	2.45	0.47
30:D8:50:LEU:HD12	30:D8:51:ALA:H	1.79	0.47
30:D8:51:ALA:N	30:D8:53:PRO:HD2	2.30	0.47
31:DA:9:U:C4	31:DA:2629:A:C6	3.03	0.47
31:DA:151:C:C2'	31:DA:152:G:H5'	2.45	0.47
31:DA:287:C:C4	31:DA:288:C:C5	3.02	0.47
31:DA:792:G:H5''	31:DA:793:A:H5'	1.96	0.47
31:DA:824:A:C2'	31:DA:825:C:H5'	2.45	0.47
31:DA:848:G:C2	31:DA:933:A:H1'	2.50	0.47
31:DA:971:C:C2'	31:DA:972:G:H5'	2.45	0.47
31:DA:1019:U:N3	31:DA:1142(A):A:N6	2.51	0.47
31:DA:1027:A:C2	31:DA:2488:A:H5'	2.50	0.47
31:DA:1040:C:HO2'	31:DA:1041:C:P	2.34	0.47
31:DA:1131:G:H8	31:DA:2025:C:H4'	1.80	0.47
31:DA:1190:G:H5'	41:DP:35:HIS:HA	1.96	0.47
31:DA:1322:A:C5	31:DA:1323:U:C5	3.02	0.47
31:DA:1403:C:H2'	31:DA:1404:C:O5'	2.15	0.47
31:DA:1464:C:C2'	31:DA:1528:A:H8	2.28	0.47
31:DA:1952:A:C6	40:DO:22:ILE:HD12	2.49	0.47
31:DA:1988:C:O2'	31:DA:1989:G:H5'	2.14	0.47
31:DA:2006:C:O2'	31:DA:2823:A:N3	2.47	0.47
31:DA:2053:G:N2	31:DA:2054:A:C4	2.82	0.47
31:DA:2337:G:C2	31:DA:2338:G:C8	3.03	0.47
31:DA:2346:A:H5''	31:DA:2383:G:H1'	1.97	0.47
31:DA:2699:C:H2'	31:DA:2700:C:O4'	2.14	0.47
31:DA:2884:U:H2'	31:DA:2885:C:H5'	1.97	0.47
32:DB:21:G:HO2'	32:DB:22:U:H6	1.61	0.47
32:DB:71:C:O2	32:DB:71:C:C2'	2.61	0.47
33:DD:44:ASN:OD1	33:DD:44:ASN:N	2.46	0.47
37:DH:13:LYS:HE2	37:DH:13:LYS:HA	1.97	0.47

Continued on next page...

Continued from previous page...

Atom-1	Atom-2	Interatomic distance (Å)	Clash overlap (Å)
37:DH:158:HIS:CE1	37:DH:170:ARG:HA	2.48	0.47
39:DN:72:TYR:O	39:DN:73:THR:C	2.52	0.47
41:DP:13:ASN:O	41:DP:15:ARG:N	2.46	0.47
41:DP:17:LYS:C	41:DP:19:VAL:N	2.53	0.47
42:DQ:141:GLN:CG	51:DZ:72:ARG:HA	2.44	0.47
44:DS:25:ARG:HH11	44:DS:25:ARG:CB	2.26	0.47
44:DS:87:PHE:CG	44:DS:88:ASP:N	2.83	0.47
45:DT:28:VAL:HG22	45:DT:46:GLU:HG3	1.93	0.47
45:DT:31:SER:HA	45:DT:32:TYR:CD2	2.49	0.47
45:DT:33:LYS:HA	45:DT:33:LYS:CE	2.44	0.47
45:DT:55:ASN:H	45:DT:59:THR:HB	1.79	0.47
45:DT:88:ILE:HG22	45:DT:89:VAL:N	2.30	0.47
46:DU:112:ARG:NH1	46:DU:112:ARG:HG3	2.28	0.47
49:DX:82:GLN:CD	49:DX:83:VAL:H	2.18	0.47
50:DY:17:SER:CA	50:DY:71:LYS:HD2	2.44	0.47
50:DY:28:LYS:HE3	50:DY:37:VAL:HG12	1.95	0.47
50:DY:50:ARG:HB3	50:DY:51:VAL:H	1.59	0.47
51:DZ:37:VAL:O	51:DZ:38:TYR:HB3	2.14	0.47
1:AA:303:A:C4	1:AA:304:U:C6	3.03	0.47
1:AA:629:G:C6	1:AA:630:G:N7	2.83	0.47
1:AA:655:A:N1	1:AA:754:C:N4	2.62	0.47
1:AA:665:A:N6	1:AA:725:G:O6	2.47	0.47
1:AA:832:C:N4	1:AA:854:G:H1	2.13	0.47
1:AA:853:G:O2'	1:AA:854:G:H5'	2.14	0.47
1:AA:882:C:O2'	1:AA:883:C:H5'	2.15	0.47
1:AA:983:A:H3'	1:AA:983:A:N3	2.29	0.47
1:AA:1031:G:H2'	1:AA:1032:G:C8	2.50	0.47
9:AI:51:ARG:HE	9:AI:56:LEU:CD1	2.27	0.47
10:AJ:51:ARG:HG3	10:AJ:61:GLU:N	2.30	0.47
14:AN:41:ARG:HG3	14:AN:42:ILE:N	2.29	0.47
16:AP:43:LYS:HG2	16:AP:48:TRP:CE3	2.50	0.47
23:B1:82:LEU:HG	23:B1:83:GLU:N	2.30	0.47
24:B2:20:GLU:O	24:B2:23:LYS:N	2.47	0.47
24:B2:23:LYS:CA	49:BX:5:TYR:CD1	2.98	0.47
24:B2:25:VAL:HG22	24:B2:26:ARG:HH11	1.80	0.47
28:B6:16:CYS:O	28:B6:17:LYS:HB2	2.14	0.47
30:B8:51:ALA:HB1	30:B8:54:GLU:OE1	2.15	0.47
31:BA:607:U:C2	31:BA:621:A:N1	2.83	0.47
31:BA:705:A:C8	31:BA:727:A:C2	3.03	0.47
31:BA:810:U:O2'	41:BP:33:ARG:CZ	2.63	0.47
31:BA:1225:G:P	47:BV:88:ARG:HB3	2.54	0.47

Continued on next page...

Continued from previous page...

Atom-1	Atom-2	Interatomic distance (Å)	Clash overlap (Å)
31:BA:1623:G:C2	31:BA:1624:G:C8	3.03	0.47
31:BA:1689:A:H62	31:BA:1698:A:H2	1.62	0.47
31:BA:1862:G:O2'	31:BA:1863:G:H5'	2.15	0.47
31:BA:2187:G:C5	31:BA:2188:C:C2	3.03	0.47
31:BA:2328:A:H2'	31:BA:2329:G:O4'	2.12	0.47
31:BA:2536:G:C5	31:BA:2537:U:C5	3.02	0.47
32:BB:88:C:C4	32:BB:89:G:C6	3.03	0.47
33:BD:52:ARG:NH1	33:BD:53:PHE:HE2	2.12	0.47
34:BE:174:ASP:OD2	34:BE:175:VAL:N	2.46	0.47
35:BF:1:MET:O	35:BF:2:LYS:O	2.32	0.47
35:BF:140:LEU:HD13	35:BF:140:LEU:HA	1.75	0.47
40:BO:35:VAL:HG13	40:BO:65:THR:CG2	2.45	0.47
44:BS:42:ASP:C	44:BS:44:LYS:N	2.69	0.47
51:BZ:16:SER:HA	51:BZ:19:ARG:HD2	1.96	0.47
1:CA:192:U:C1'	20:CT:103:GLY:HA2	2.44	0.47
1:CA:199:G:O2'	1:CA:200:G:H5'	2.14	0.47
1:CA:429:U:H4'	1:CA:430:A:O5'	2.14	0.47
1:CA:655:A:C2	1:CA:754:C:N4	2.83	0.47
1:CA:657:G:C2	1:CA:750:G:C5	3.03	0.47
1:CA:721:G:H4'	1:CA:722:A:O4'	2.14	0.47
1:CA:1189:C:O2'	3:CC:176:HIS:CD2	2.67	0.47
1:CA:1259:C:HO2'	1:CA:1284:C:C1'	2.27	0.47
2:CB:21:ARG:HB2	2:CB:38:GLY:O	2.15	0.47
4:CD:21:LEU:O	4:CD:113:SER:HB2	2.14	0.47
5:CE:10:MET:HG3	5:CE:13:ILE:CD1	2.45	0.47
10:CJ:40:LEU:HB2	10:CJ:41:PRO:CD	2.39	0.47
22:D0:25:ARG:HG3	22:D0:29:GLN:HE21	1.80	0.47
25:D3:11:SER:HG	25:D3:13:ILE:HG12	1.80	0.47
28:D6:25:LYS:O	31:DA:2286:A:H2	1.98	0.47
31:DA:322:A:OP2	35:DF:169:ASN:HB2	2.15	0.47
31:DA:475:U:O2	31:DA:505:A:H2	1.97	0.47
31:DA:696:G:O2'	31:DA:697:C:H5'	2.15	0.47
31:DA:1178:C:C5	31:DA:1179:C:H5	2.33	0.47
31:DA:1227:G:O2'	31:DA:1228:G:H5'	2.15	0.47
31:DA:1341:U:N3	49:DX:77:LYS:HE2	2.30	0.47
31:DA:1983:C:O2'	31:DA:1984:G:H5'	2.14	0.47
31:DA:2063:C:C4	31:DA:2064:C:C4	3.03	0.47
31:DA:2199:A:C4	31:DA:2200:C:C6	3.03	0.47
31:DA:2317:C:O2'	31:DA:2318:G:H5'	2.15	0.47
31:DA:2515:C:O2	31:DA:2570:G:C2	2.68	0.47
31:DA:2701:C:C3'	31:DA:2702:U:C5'	2.68	0.47

Continued on next page...

Continued from previous page...

Atom-1	Atom-2	Interatomic distance (Å)	Clash overlap (Å)
33:DD:253:GLN:HB3	33:DD:255:LYS:CE	2.45	0.47
35:DF:199:TRP:CH2	35:DF:203:GLN:NE2	2.83	0.47
39:DN:39:ARG:NE	39:DN:41:ASP:HB2	2.29	0.47
39:DN:79:PRO:HD2	39:DN:80:GLY:H	1.79	0.47
41:DP:66:GLY:O	41:DP:67:MET:C	2.53	0.47
41:DP:88:LEU:O	41:DP:90:ARG:N	2.48	0.47
43:DR:65:LEU:HA	43:DR:65:LEU:HD12	1.58	0.47
43:DR:72:ASP:HB3	43:DR:75:LEU:CB	2.44	0.47
49:DX:12:VAL:HG11	49:DX:27:THR:HG23	1.97	0.47
49:DX:33:LYS:CA	49:DX:35:THR:HG22	2.44	0.47
50:DY:22:GLY:O	50:DY:23:ARG:CG	2.63	0.47
50:DY:47:LYS:HB3	50:DY:47:LYS:HZ2	1.76	0.47
51:DZ:141:VAL:O	51:DZ:141:VAL:HG13	2.15	0.47
1:AA:149:A:O2'	1:AA:150:C:C6	2.65	0.47
1:AA:303:A:C5	1:AA:304:U:C5	3.03	0.47
1:AA:414:A:H2'	1:AA:415:A:O4'	2.15	0.47
1:AA:664:G:P	18:AR:64:ARG:HH21	2.38	0.47
1:AA:1203:C:H2'	1:AA:1204:A:C8	2.50	0.47
2:AB:76:GLN:O	2:AB:208:ILE:HG12	2.15	0.47
2:AB:167:PRO:HG3	2:AB:188:ALA:HB2	1.97	0.47
4:AD:93:PHE:O	4:AD:97:LEU:HB2	2.15	0.47
5:AE:79:GLU:HB3	5:AE:92:LYS:HG2	1.97	0.47
11:AK:122:LYS:HB3	11:AK:122:LYS:HE2	1.66	0.47
12:AL:58:VAL:O	12:AL:65:GLU:HA	2.15	0.47
13:AM:3:ARG:HG2	13:AM:9:ILE:HD11	1.95	0.47
17:AQ:22:LEU:HD11	17:AQ:39:SER:HB2	1.97	0.47
23:B1:15:ALA:HA	23:B1:46:LEU:HD21	1.95	0.47
24:B2:26:ARG:CG	49:BX:5:TYR:O	2.63	0.47
25:B3:47:VAL:HG11	25:B3:56:VAL:HG21	1.96	0.47
25:B3:52:HIS:NE2	32:BB:83:G:H5''	2.29	0.47
27:B5:55:ARG:CD	27:B5:56:LYS:N	2.75	0.47
30:B8:4:MET:SD	30:B8:61:LEU:CD1	3.02	0.47
31:BA:64:A:O3'	49:BX:68:ARG:O	2.33	0.47
31:BA:69:C:O2	31:BA:69:C:C2'	2.55	0.47
31:BA:271(J):C:C3'	31:BA:271(K):U:H5''	2.44	0.47
31:BA:271(S):G:C4	31:BA:271(T):C:C6	3.03	0.47
31:BA:995:C:C2	39:BN:4:TYR:OH	2.43	0.47
31:BA:1175:U:H4'	31:BA:1176:G:H2'	1.97	0.47
31:BA:1517:G:O2'	31:BA:1518:U:H5'	2.15	0.47
31:BA:2281:C:O2'	31:BA:2282:G:H5'	2.15	0.47
31:BA:2584:U:O2	31:BA:2584:U:O5'	2.32	0.47

Continued on next page...

Continued from previous page...

Atom-1	Atom-2	Interatomic distance (Å)	Clash overlap (Å)
31:BA:2681:C:C5	31:BA:2725:A:N6	2.64	0.47
31:BA:2881:C:H2'	31:BA:2882:A:O4'	2.15	0.47
34:BE:69:LYS:O	34:BE:70:ALA:C	2.52	0.47
34:BE:103:ASP:OD1	34:BE:201:THR:HA	2.15	0.47
35:BF:34:TRP:CD1	41:BP:11:GLY:HA2	2.50	0.47
36:BG:174:GLU:HG3	36:BG:180:PHE:CD1	2.48	0.47
37:BH:111:HIS:CG	37:BH:112:PRO:HD2	2.50	0.47
38:BI:129:THR:HG22	38:BI:130:TYR:O	2.14	0.47
40:BO:87:ILE:HG23	40:BO:88:ASN:N	2.30	0.47
47:BV:19:LYS:NZ	47:BV:20:LEU:HB2	2.26	0.47
49:BX:25:LYS:CG	49:BX:26:TYR:N	2.61	0.47
50:BY:91:GLU:HB3	50:BY:92:ASN:H	1.54	0.47
1:CA:149:A:O2'	1:CA:150:C:P	2.73	0.47
1:CA:738:C:H2'	1:CA:739:C:C6	2.49	0.47
1:CA:983:A:H3'	1:CA:983:A:N3	2.30	0.47
4:CD:75:PHE:CE2	4:CD:93:PHE:HZ	2.33	0.47
5:CE:6:PHE:CD2	5:CE:36:ASP:HB3	2.50	0.47
10:CJ:38:ILE:O	10:CJ:38:ILE:HG13	2.15	0.47
11:CK:21:ILE:HD12	11:CK:21:ILE:N	2.30	0.47
22:D0:16:SER:CB	31:DA:2262:U:OP2	2.63	0.47
23:D1:44:PRO:HA	31:DA:2231:C:OP1	2.15	0.47
31:DA:68:G:H2'	31:DA:69:C:H6	1.79	0.47
31:DA:733:G:H8	31:DA:733:G:O5'	1.98	0.47
31:DA:847:U:OP2	31:DA:928:G:O6	2.33	0.47
31:DA:1503:U:C6	31:DA:1504:C:H5	2.33	0.47
31:DA:1600:C:O2'	31:DA:1601:G:H5'	2.14	0.47
31:DA:1719:G:O2'	31:DA:1720:U:H5'	2.14	0.47
31:DA:1890:A:C2'	31:DA:1891:G:H5'	2.45	0.47
31:DA:1946:U:C2	31:DA:1947:C:C5	3.02	0.47
31:DA:1997:G:O2'	31:DA:1998:G:H5'	2.14	0.47
31:DA:2309:A:C2	31:DA:2310:A:C2	3.02	0.47
31:DA:2504:U:O2	31:DA:2504:U:H2'	2.14	0.47
31:DA:2681:C:C5	31:DA:2725:A:N6	2.62	0.47
31:DA:2726:U:O2'	31:DA:2727:G:H8	1.97	0.47
34:DE:96:PHE:HA	34:DE:100:GLU:OE1	2.14	0.47
34:DE:101:ARG:HB3	34:DE:201:THR:OG1	2.15	0.47
34:DE:188:VAL:HB	34:DE:189:PRO:HD2	1.96	0.47
35:DF:160:ASN:ND2	35:DF:162:LEU:H	2.13	0.47
37:DH:41:MET:HB3	37:DH:43:VAL:HG22	1.97	0.47
37:DH:46:GLU:HG3	37:DH:51:ARG:HB3	1.96	0.47
37:DH:83:TYR:HB3	37:DH:134:SER:HA	1.97	0.47

Continued on next page...

Continued from previous page...

Atom-1	Atom-2	Interatomic distance (Å)	Clash overlap (Å)
39:DN:78:TYR:CD1	39:DN:79:PRO:HD3	2.49	0.47
41:DP:24:GLY:CA	41:DP:33:ARG:HE	2.28	0.47
41:DP:89:ALA:O	41:DP:90:ARG:C	2.53	0.47
44:DS:95:HIS:O	44:DS:98:VAL:HG23	2.15	0.47
45:DT:50:ILE:HA	45:DT:99:LEU:HD11	1.96	0.47
45:DT:89:VAL:HG12	45:DT:91:ARG:HG2	1.97	0.47
46:DU:92:ARG:NH2	47:DV:10:LYS:CB	2.78	0.47
50:DY:7:VAL:HB	50:DY:8:LYS:CD	2.42	0.47
1:AA:124:G:C5	1:AA:125:U:C4	3.02	0.47
1:AA:177:C:OP1	20:AT:65:LYS:HD3	2.14	0.47
1:AA:451:A:C5	1:AA:481:G:C5	3.03	0.47
1:AA:512:U:H2'	1:AA:513:C:H6	1.80	0.47
1:AA:581:G:N2	1:AA:582:U:C4	2.83	0.47
1:AA:586:C:C2'	1:AA:587:G:H5'	2.45	0.47
1:AA:625:G:C4	1:AA:626:U:C5	3.02	0.47
1:AA:706:A:C5	1:AA:707:C:C5	3.03	0.47
1:AA:960:U:O2	1:AA:960:U:H2'	2.13	0.47
6:AF:39:LYS:O	6:AF:40:VAL:HB	2.15	0.47
16:AP:16:HIS:O	16:AP:17:TYR:O	2.33	0.47
30:B8:35:GLN:HG2	31:BA:2420:C:OP1	2.13	0.47
30:B8:50:LEU:HD12	30:B8:51:ALA:H	1.80	0.47
31:BA:1001:A:H2'	31:BA:1002:G:O4'	2.15	0.47
31:BA:1290:C:H2'	31:BA:1291:C:H6	1.78	0.47
31:BA:1503:U:O2'	31:BA:1504:C:H5'	2.15	0.47
31:BA:2646:C:H6	31:BA:2646:C:O5'	1.97	0.47
34:BE:48:GLN:NE2	34:BE:78:LEU:HD13	2.30	0.47
34:BE:96:PHE:HA	34:BE:100:GLU:OE1	2.15	0.47
38:BI:93:THR:HG22	38:BI:119:PRO:HB3	1.95	0.47
40:BO:120:GLU:OE2	40:BO:122:LEU:HD21	2.14	0.47
41:BP:83:VAL:HG12	41:BP:112:LEU:HD21	1.95	0.47
41:BP:90:ARG:HD2	41:BP:91:PHE:HD1	1.79	0.47
44:BS:24:LEU:HD13	44:BS:24:LEU:HA	1.76	0.47
45:BT:27:THR:OG1	45:BT:28:VAL:N	2.47	0.47
48:BW:82:LEU:HG	48:BW:84:ARG:NH2	2.30	0.47
1:CA:674:G:H2'	1:CA:675:A:C8	2.48	0.47
1:CA:675:A:C6	1:CA:676:A:C5	3.03	0.47
2:CB:111:ARG:O	2:CB:145:LEU:HD11	2.14	0.47
2:CB:144:ARG:HG3	2:CB:145:LEU:N	2.30	0.47
4:CD:68:TYR:CD1	4:CD:68:TYR:N	2.83	0.47
7:CG:155:ARG:O	7:CG:156:TRP:HD1	1.98	0.47
12:CL:32:PHE:HE1	12:CL:86:ARG:HG3	1.80	0.47

Continued on next page...

Continued from previous page...

Atom-1	Atom-2	Interatomic distance (Å)	Clash overlap (Å)
12:CL:117:ARG:NH2	12:CL:124:LYS:HB2	2.30	0.47
25:D3:47:VAL:CG1	25:D3:56:VAL:HG21	2.44	0.47
30:D8:35:GLN:CA	31:DA:2420:C:OP1	2.63	0.47
30:D8:37:SER:HB2	30:D8:38:GLY:H	1.41	0.47
31:DA:259:G:H21	31:DA:621:A:H8	1.63	0.47
31:DA:267:C:H6	31:DA:267:C:H5''	1.80	0.47
31:DA:477:A:H2'	31:DA:478:A:C8	2.50	0.47
31:DA:629:G:H4'	31:DA:650:C:O2	2.14	0.47
31:DA:644:A:O2'	31:DA:645:C:H5''	2.14	0.47
31:DA:1175:U:H4'	31:DA:1176:G:H2'	1.97	0.47
31:DA:1327:C:C2'	31:DA:1328:G:H5'	2.45	0.47
31:DA:1356:G:C6	31:DA:1357:U:C4	3.03	0.47
31:DA:1839:G:N3	31:DA:1839:G:H2'	2.29	0.47
31:DA:2795:G:N2	31:DA:2796:U:O2'	2.47	0.47
32:DB:87:G:H5''	32:DB:88:C:OP2	2.15	0.47
32:DB:115:G:C3'	32:DB:116:G:H5''	2.45	0.47
33:DD:71:ASP:CB	33:DD:103:ARG:NH2	2.77	0.47
33:DD:118:VAL:HG22	33:DD:119:ALA:N	2.30	0.47
39:DN:3:THR:O	39:DN:4:TYR:CD2	2.68	0.47
40:DO:17:ARG:HD3	40:DO:17:ARG:HA	1.60	0.47
43:DR:51:LEU:CD1	43:DR:70:LEU:HD21	2.45	0.47
44:DS:53:SER:OG	44:DS:54:LEU:N	2.47	0.47
45:DT:26:ASP:HB3	45:DT:89:VAL:O	2.15	0.47
46:DU:6:THR:HG21	46:DU:10:ARG:CZ	2.44	0.47
50:DY:41:GLY:O	50:DY:43:ASN:OD1	2.32	0.47
51:DZ:153:SER:O	51:DZ:154:ASP:OD2	2.33	0.47
1:AA:191:G:N9	20:AT:105:SER:HB3	2.30	0.46
1:AA:303:A:H2'	1:AA:304:U:O4'	2.15	0.46
1:AA:677:U:H2'	1:AA:678:U:H6	1.79	0.46
1:AA:708:C:O2'	1:AA:709:G:H5'	2.14	0.46
1:AA:709:G:H2'	1:AA:710:G:C8	2.47	0.46
1:AA:1001(A):G:H2'	1:AA:1002:G:O4'	2.15	0.46
1:AA:1226:C:OP1	13:AM:91:ARG:NH1	2.47	0.46
1:AA:1248:A:C2'	1:AA:1249:C:H5'	2.44	0.46
1:AA:1368:G:OP2	9:AI:112:LYS:HD2	2.15	0.46
1:AA:1385:G:C2'	1:AA:1386:G:H5'	2.45	0.46
2:AB:185:ILE:HG12	2:AB:185:ILE:O	2.16	0.46
5:AE:93:PRO:HA	5:AE:118:ILE:HD12	1.98	0.46
8:AH:13:ILE:O	8:AH:17:THR:HG23	2.15	0.46
13:AM:31:LYS:HA	13:AM:34:LEU:HD12	1.97	0.46
20:AT:82:SER:O	20:AT:86:ARG:HB2	2.14	0.46

Continued on next page...

Continued from previous page...

Atom-1	Atom-2	Interatomic distance (Å)	Clash overlap (Å)
24:B2:28:LYS:HE3	24:B2:28:LYS:HA	1.97	0.46
27:B5:19:ARG:NH2	31:BA:1264:G:OP1	2.44	0.46
30:B8:35:GLN:HB3	30:B8:36:LYS:H	1.42	0.46
31:BA:315:G:H2'	31:BA:316:C:O4'	2.14	0.46
31:BA:528:A:N1	31:BA:2043:C:O5'	2.48	0.46
31:BA:824:A:O2'	31:BA:825:C:H5'	2.15	0.46
31:BA:892:G:H3'	31:BA:892:G:N3	2.30	0.46
31:BA:2011:U:H2'	31:BA:2012:G:H5'	1.97	0.46
31:BA:2199:A:H1'	38:BI:28:ASN:HD22	1.80	0.46
31:BA:2516:G:C6	31:BA:2517:C:N4	2.83	0.46
31:BA:2701:C:C3'	31:BA:2702:U:C5'	2.69	0.46
31:BA:2808:U:N3	31:BA:2892:A:C5	2.82	0.46
34:BE:160:TYR:CD2	34:BE:161:GLY:N	2.82	0.46
37:BH:54:ARG:N	37:BH:65:HIS:HD2	2.13	0.46
38:BI:91:SER:HB3	38:BI:121:LYS:CB	2.43	0.46
43:BR:18:LEU:HD13	43:BR:19:ALA:N	2.30	0.46
44:BS:106:ARG:HE	44:BS:106:ARG:HB3	1.39	0.46
45:BT:3:ARG:CB	45:BT:6:LEU:HB3	2.37	0.46
49:BX:21:PHE:N	49:BX:21:PHE:HD1	2.13	0.46
49:BX:83:VAL:O	49:BX:83:VAL:HG23	2.15	0.46
50:BY:28:LYS:O	50:BY:29:GLU:C	2.53	0.46
1:CA:262:A:C6	1:CA:263:A:C6	3.03	0.46
1:CA:342:C:H2'	1:CA:343:U:O4'	2.14	0.46
1:CA:373:A:H2'	1:CA:374:A:H8	1.80	0.46
4:CD:173:TRP:HA	4:CD:187:ARG:NH1	2.30	0.46
9:CI:21:PRO:HA	9:CI:58:ARG:O	2.15	0.46
10:CJ:49:VAL:CG1	14:CN:41:ARG:HB2	2.44	0.46
15:CO:63:ARG:O	15:CO:67:LEU:HB2	2.14	0.46
17:CQ:81:ARG:NH2	17:CQ:83:ASP:OD2	2.44	0.46
27:D5:47:PRO:C	27:D5:48:GLU:OE2	2.54	0.46
31:DA:790:C:H6	31:DA:790:C:H2'	1.58	0.46
31:DA:912:C:N3	31:DA:913:U:C5	2.84	0.46
31:DA:958:U:OP2	42:DQ:14:ARG:NH1	2.48	0.46
31:DA:1503:U:H2'	31:DA:1504:C:C6	2.50	0.46
31:DA:1857:G:C6	31:DA:1858:G:C2	3.04	0.46
31:DA:1952:A:C5	40:DO:22:ILE:CD1	2.99	0.46
31:DA:2017:U:H5''	31:DA:2018:G:P	2.54	0.46
31:DA:2052:G:C4'	34:DE:142:GLY:HA3	2.44	0.46
31:DA:2199:A:H3'	31:DA:2200:C:H6	1.79	0.46
31:DA:2350:C:H2'	31:DA:2351:G:O4'	2.15	0.46
31:DA:2463:C:O2'	31:DA:2464:C:H5'	2.15	0.46

Continued on next page...

Continued from previous page...

Atom-1	Atom-2	Interatomic distance (Å)	Clash overlap (Å)
32:DB:41:U:C4	36:DG:70:VAL:O	2.69	0.46
32:DB:46:A:H2'	32:DB:47:C:H6	1.80	0.46
32:DB:50:G:P	44:DS:63:THR:HG23	2.54	0.46
32:DB:86:G:H1	32:DB:91:C:N4	2.13	0.46
36:DG:135:LEU:HD12	36:DG:135:LEU:N	2.30	0.46
42:DQ:12:GLN:HG2	42:DQ:73:PRO:HD2	1.96	0.46
43:DR:97:VAL:HG22	43:DR:114:VAL:HG22	1.97	0.46
46:DU:10:ARG:O	46:DU:11:ARG:C	2.53	0.46
47:DV:1:MET:HE3	47:DV:44:LYS:CB	2.27	0.46
51:DZ:96:VAL:N	51:DZ:128:VAL:O	2.48	0.46
51:DZ:152:ALA:HB2	51:DZ:168:GLU:CA	2.44	0.46
1:AA:96:U:O2'	1:AA:97:G:O5'	2.33	0.46
1:AA:271:C:C2	1:AA:272:C:C5	3.03	0.46
1:AA:353:A:C2'	1:AA:354:G:OP2	2.63	0.46
1:AA:659:U:O2'	1:AA:660:G:H5'	2.15	0.46
1:AA:782:A:H4'	1:AA:1514:C:O2'	2.15	0.46
1:AA:828:A:H5''	1:AA:859:A:C2	2.50	0.46
4:AD:119:GLN:O	4:AD:123:HIS:CD2	2.68	0.46
6:AF:82:ARG:HB2	6:AF:85:VAL:HG23	1.96	0.46
7:AG:152:ALA:O	7:AG:155:ARG:HG3	2.14	0.46
10:AJ:75:ILE:HG13	10:AJ:76:ASN:H	1.77	0.46
17:AQ:99:SER:O	17:AQ:100:LYS:HD3	2.15	0.46
22:B0:25:ARG:HG3	22:B0:29:GLN:HE21	1.79	0.46
22:B0:72:ARG:O	22:B0:75:LEU:HB2	2.14	0.46
27:B5:55:ARG:HD2	27:B5:56:LYS:N	2.21	0.46
31:BA:271(P):C:H2'	31:BA:271(Q):G:H5'	1.96	0.46
31:BA:623:G:H2'	31:BA:624:C:C6	2.51	0.46
31:BA:878:A:C6	31:BA:900:A:C8	3.03	0.46
31:BA:1362:C:O2'	31:BA:1363:C:H5'	2.15	0.46
31:BA:1607:C:N4	31:BA:1622:G:OP2	2.36	0.46
31:BA:1859:A:C2	31:BA:1884:A:H1'	2.50	0.46
31:BA:1899:G:N2	31:BA:1902:C:C4	2.82	0.46
31:BA:2400:G:N3	31:BA:2400:G:H2'	2.30	0.46
31:BA:2688:U:O2	31:BA:2688:U:O5'	2.33	0.46
33:BD:25:THR:CG2	33:BD:82:ILE:H	2.29	0.46
33:BD:202:LYS:HG2	33:BD:203:ASN:OD1	2.16	0.46
33:BD:232:PRO:C	33:BD:233:HIS:O	2.52	0.46
36:BG:91:ARG:O	36:BG:91:ARG:HD2	2.15	0.46
37:BH:19:VAL:HB	37:BH:44:VAL:HG13	1.98	0.46
38:BI:15:VAL:C	38:BI:17:GLN:H	2.19	0.46
39:BN:79:PRO:HD2	39:BN:80:GLY:H	1.80	0.46

Continued on next page...

Continued from previous page...

Atom-1	Atom-2	Interatomic distance (Å)	Clash overlap (Å)
39:BN:125:GLY:CA	39:BN:126:PRO:O	2.63	0.46
44:BS:99:LYS:HD3	44:BS:99:LYS:N	2.30	0.46
47:BV:2:PHE:O	47:BV:3:ALA:HB3	2.15	0.46
47:BV:54:GLY:C	47:BV:56:SER:N	2.69	0.46
49:BX:25:LYS:HA	49:BX:25:LYS:HE3	1.98	0.46
1:CA:16:A:C2	1:CA:17:U:C6	3.04	0.46
1:CA:109:A:H2'	1:CA:326:G:H21	1.79	0.46
1:CA:373:A:C2	1:CA:374:A:C8	3.03	0.46
1:CA:414:A:C4	1:CA:415:A:C8	3.03	0.46
1:CA:458:C:H2'	1:CA:460:G:C8	2.50	0.46
1:CA:678:U:H2'	1:CA:679:C:C6	2.50	0.46
1:CA:719:C:H5	1:CA:720:C:N3	2.13	0.46
1:CA:735:C:H1'	18:CR:75:ILE:HD11	1.96	0.46
1:CA:974:A:P	14:CN:41:ARG:HH12	2.38	0.46
1:CA:1157:A:H5'	1:CA:1158:C:C6	2.50	0.46
1:CA:1203:C:H2'	1:CA:1204:A:O4'	2.16	0.46
5:CE:102:ALA:HB1	5:CE:106:PRO:HG2	1.96	0.46
6:CF:97:PHE:O	18:CR:31:LEU:HD23	2.14	0.46
8:CH:64:LYS:CG	8:CH:79:VAL:HG21	2.45	0.46
12:CL:10:LEU:HB3	17:CQ:32:TYR:CE1	2.50	0.46
12:CL:18:VAL:O	12:CL:19:ARG:HB3	2.15	0.46
16:CP:5:ARG:HB3	16:CP:67:THR:OG1	2.16	0.46
20:CT:81:LYS:C	20:CT:83:ARG:N	2.69	0.46
24:D2:28:LYS:HA	24:D2:28:LYS:HE3	1.98	0.46
27:D5:4:HIS:CB	27:D5:5:PRO:CD	2.91	0.46
27:D5:55:ARG:HD3	27:D5:55:ARG:HA	1.41	0.46
31:DA:239:U:H2'	31:DA:240:G:O4'	2.16	0.46
31:DA:363(A):A:H2'	31:DA:363(A):A:N3	2.30	0.46
31:DA:814:C:C5	41:DP:27:HIS:NE2	2.83	0.46
31:DA:954:G:C4	31:DA:955:C:C6	3.03	0.46
32:DB:21:G:O2'	32:DB:22:U:H6	1.98	0.46
32:DB:79:C:O2'	32:DB:80:U:H5'	2.16	0.46
32:DB:119:G:H2'	32:DB:119:G:N3	2.31	0.46
33:DD:183:ARG:HD2	33:DD:270:ILE:CG2	2.45	0.46
37:DH:141:VAL:HG12	37:DH:142:GLY:N	2.30	0.46
38:DI:73:GLU:OE1	38:DI:137:PRO:HD2	2.15	0.46
42:DQ:34:LEU:CD1	42:DQ:129:THR:HB	2.44	0.46
43:DR:2:ARG:HD2	43:DR:2:ARG:N	2.30	0.46
47:DV:52:VAL:O	47:DV:53:GLU:CB	2.62	0.46
47:DV:69:LYS:O	47:DV:70:ILE:HB	2.15	0.46
50:DY:100:ALA:O	50:DY:101:LYS:CB	2.63	0.46

Continued on next page...

Continued from previous page...

Atom-1	Atom-2	Interatomic distance (Å)	Clash overlap (Å)
51:DZ:127:LYS:HD3	51:DZ:162:GLU:OE1	2.15	0.46
1:AA:276:G:H2'	1:AA:277:C:H5'	1.96	0.46
1:AA:648:A:H2'	1:AA:649:G:H8	1.81	0.46
1:AA:671:G:C4	1:AA:672:U:C6	3.04	0.46
1:AA:954:G:C2	1:AA:955:U:C2	3.02	0.46
1:AA:983:A:H5'	1:AA:984:C:OP2	2.15	0.46
2:AB:97:TRP:CH2	2:AB:176:GLU:OE2	2.69	0.46
4:AD:148:VAL:CG1	4:AD:149:ALA:H	2.24	0.46
5:AE:12:LEU:HD13	5:AE:31:LEU:HB2	1.96	0.46
8:AH:1:MET:H3	8:AH:1:MET:CE	2.27	0.46
20:AT:74:LYS:C	20:AT:76:ALA:H	2.19	0.46
24:B2:14:ARG:NH2	24:B2:57:ILE:HG22	2.29	0.46
27:B5:32:PRO:O	27:B5:33:CYS:CB	2.59	0.46
31:BA:7:G:C2'	31:BA:8:A:O4'	2.63	0.46
31:BA:154:G:O6	31:BA:172:C:N4	2.48	0.46
31:BA:272(B):G:O2'	31:BA:272(C):G:C5'	2.63	0.46
31:BA:286:C:H2'	31:BA:286:C:O2	2.16	0.46
31:BA:560:C:H5'	46:BU:52:ARG:HH12	1.80	0.46
31:BA:814:C:N4	41:BP:27:HIS:NE2	2.63	0.46
31:BA:1331:A:H2'	31:BA:1333:C:C5	2.51	0.46
31:BA:1434:A:C2	31:BA:1435:G:C4	3.04	0.46
31:BA:1952:A:C6	31:BA:1953:A:N1	2.83	0.46
31:BA:2274:A:C5	31:BA:2276:G:C8	3.03	0.46
31:BA:2394:C:C2'	31:BA:2395:C:H5'	2.45	0.46
31:BA:2895:U:C5	31:BA:2896:C:C5	3.04	0.46
33:BD:70:TRP:CZ2	33:BD:150:LYS:HD3	2.51	0.46
37:BH:153:LYS:N	37:BH:153:LYS:CD	2.76	0.46
38:BI:94:ALA:HB2	38:BI:116:LEU:HD23	1.97	0.46
39:BN:18:ALA:HB1	39:BN:21:LYS:CB	2.44	0.46
39:BN:66:LYS:H	39:BN:66:LYS:HG2	1.59	0.46
41:BP:7:ARG:HD2	41:BP:7:ARG:HA	1.66	0.46
41:BP:21:ARG:O	41:BP:23:PRO:HD3	2.16	0.46
41:BP:45:LEU:HD22	41:BP:46:LYS:H	1.79	0.46
44:BS:35:ILE:O	44:BS:35:ILE:HG23	2.15	0.46
45:BT:109:GLU:CA	45:BT:112:ARG:HG3	2.43	0.46
45:BT:115:ARG:HB3	45:BT:116:ALA:H	1.55	0.46
48:BW:88:ARG:NH1	48:BW:94:ASP:OD1	2.42	0.46
49:BX:82:GLN:HB3	49:BX:85:PRO:CG	2.41	0.46
1:CA:66:G:C6	1:CA:67:C:C5	3.03	0.46
1:CA:473:G:N3	1:CA:474:G:C8	2.83	0.46
1:CA:679:C:O2'	1:CA:680:C:H5'	2.15	0.46

Continued on next page...

Continued from previous page...

Atom-1	Atom-2	Interatomic distance (Å)	Clash overlap (Å)
1:CA:1277:C:H2'	1:CA:1278:U:H5'	1.97	0.46
2:CB:187:LEU:HA	2:CB:201:ILE:HB	1.98	0.46
4:CD:8:VAL:O	4:CD:10:ARG:N	2.48	0.46
4:CD:173:TRP:O	4:CD:174:LEU:HD23	2.15	0.46
5:CE:48:ALA:HB1	5:CE:49:PRO:HD2	1.98	0.46
5:CE:69:VAL:HG12	5:CE:71:LEU:CD2	2.44	0.46
7:CG:106:GLN:O	7:CG:110:GLN:HG3	2.15	0.46
8:CH:112:LEU:HD12	8:CH:112:LEU:O	2.16	0.46
10:CJ:82:ILE:O	10:CJ:86:MET:HB3	2.16	0.46
11:CK:69:ALA:HB1	11:CK:103:LEU:CD2	2.45	0.46
31:DA:271(N):U:C6	31:DA:271(N):U:OP1	2.69	0.46
31:DA:272(J):C:O2'	31:DA:274:G:OP1	2.29	0.46
31:DA:685:A:C2	31:DA:689:A:C6	3.04	0.46
31:DA:700:G:H2'	31:DA:701:G:O4'	2.15	0.46
31:DA:706:A:H8	31:DA:706:A:O5'	1.99	0.46
31:DA:1169:G:C8	31:DA:1169:G:C3'	2.98	0.46
31:DA:1274:A:N3	31:DA:1297:C:H1'	2.30	0.46
31:DA:1671:U:O2'	31:DA:1673:U:H5	1.98	0.46
31:DA:1783:A:N1	31:DA:2587:A:N3	2.63	0.46
31:DA:2584:U:O2	31:DA:2584:U:O4'	2.33	0.46
31:DA:2810:A:H2'	34:DE:61:ARG:CZ	2.43	0.46
33:DD:30:GLU:CG	33:DD:63:ARG:CZ	2.93	0.46
33:DD:48:ARG:HG3	33:DD:48:ARG:HH11	1.81	0.46
34:DE:11:MET:HE3	34:DE:186:GLY:HA2	1.97	0.46
35:DF:23:ASP:O	35:DF:24:LEU:HD22	2.15	0.46
35:DF:157:VAL:HB	35:DF:194:MET:HB3	1.98	0.46
36:DG:63:ILE:O	36:DG:63:ILE:HD12	2.15	0.46
38:DI:90:GLY:O	38:DI:91:SER:O	2.33	0.46
39:DN:19:GLU:HG3	39:DN:20:GLY:N	2.28	0.46
40:DO:66:LYS:H	40:DO:82:ASN:HD21	1.55	0.46
41:DP:7:ARG:HD2	41:DP:7:ARG:HA	1.65	0.46
41:DP:125:VAL:HG22	41:DP:125:VAL:O	2.15	0.46
42:DQ:7:MET:O	42:DQ:10:ARG:NH2	2.48	0.46
42:DQ:87:LYS:HE3	42:DQ:87:LYS:HB2	1.77	0.46
45:DT:28:VAL:HG13	45:DT:46:GLU:HA	1.96	0.46
45:DT:82:LEU:N	45:DT:82:LEU:CD1	2.73	0.46
45:DT:129:ARG:HH11	45:DT:131:ALA:HB3	1.80	0.46
47:DV:62:LEU:HB3	47:DV:98:GLU:CA	2.44	0.46
50:DY:17:SER:HB2	50:DY:71:LYS:HE2	1.96	0.46
51:DZ:69:THR:HG22	51:DZ:90:VAL:CA	2.35	0.46
1:AA:24:U:O2'	1:AA:25:C:H5'	2.16	0.46

Continued on next page...

Continued from previous page...

Atom-1	Atom-2	Interatomic distance (Å)	Clash overlap (Å)
1:AA:149:A:O2'	1:AA:150:C:P	2.73	0.46
1:AA:544:G:H2'	1:AA:545:C:H6	1.81	0.46
1:AA:724:G:N3	1:AA:725:G:C8	2.83	0.46
2:AB:9:GLU:HA	2:AB:12:GLU:OE1	2.15	0.46
2:AB:15:VAL:C	2:AB:16:HIS:CG	2.89	0.46
3:AC:152:ILE:HB	3:AC:199:LYS:HB2	1.96	0.46
4:AD:173:TRP:HA	4:AD:187:ARG:NH1	2.31	0.46
5:AE:6:PHE:CD2	5:AE:36:ASP:HB3	2.51	0.46
9:AI:53:VAL:CG1	9:AI:95:LYS:HE3	2.45	0.46
11:AK:126:ARG:O	11:AK:127:LYS:C	2.53	0.46
15:AO:25:THR:O	15:AO:26:GLU:C	2.54	0.46
23:B1:94:LEU:HD22	23:B1:95:LEU:N	2.30	0.46
31:BA:107:C:C2	31:BA:108:U:C5	3.03	0.46
31:BA:481:G:OP2	50:BY:47:LYS:HE2	2.15	0.46
31:BA:775:G:C5	31:BA:794:G:C8	3.04	0.46
31:BA:1142(A):A:C4	31:BA:1144:G:C8	3.04	0.46
31:BA:1176:G:H1'	31:BA:1177:A:OP1	2.15	0.46
31:BA:1721:G:N2	31:BA:1739:U:OP2	2.48	0.46
31:BA:2102:U:C6	31:BA:2187:G:O6	2.68	0.46
31:BA:2190:G:C2'	31:BA:2191:G:H5'	2.45	0.46
31:BA:2324:C:H5''	31:BA:2325:G:H5'	1.98	0.46
31:BA:2346:A:H5''	31:BA:2383:G:H1'	1.97	0.46
31:BA:2394:C:P	41:BP:63:PRO:HD2	2.51	0.46
31:BA:2494:G:H2'	31:BA:2495:G:O5'	2.15	0.46
31:BA:2699:C:H2'	31:BA:2700:C:O4'	2.16	0.46
33:BD:248:SER:HB2	33:BD:249:PRO:HD2	1.96	0.46
35:BF:203:GLN:O	35:BF:206:ILE:C	2.54	0.46
38:BI:33:ARG:O	38:BI:35:LEU:HD23	2.15	0.46
40:BO:22:ILE:HD13	40:BO:22:ILE:HA	1.63	0.46
42:BQ:43:THR:HG1	42:BQ:46:GLN:HG3	1.80	0.46
45:BT:29:ARG:HD2	45:BT:29:ARG:HA	1.46	0.46
47:BV:47:VAL:CG1	47:BV:48:GLY:H	2.10	0.46
51:BZ:44:PHE:CZ	51:BZ:48:PHE:HD2	2.34	0.46
1:CA:397:A:N7	1:CA:548:G:C8	2.84	0.46
1:CA:451:A:C5	1:CA:481:G:C6	3.03	0.46
1:CA:544:G:H2'	1:CA:545:C:H6	1.80	0.46
1:CA:691:G:H1'	1:CA:696:A:N6	2.30	0.46
1:CA:801:U:H2'	1:CA:802:A:C8	2.48	0.46
1:CA:923:A:H61	1:CA:1393:U:H3	1.62	0.46
1:CA:950:U:H2'	1:CA:951:G:H8	1.80	0.46
1:CA:1522:U:C2	1:CA:1523:G:C8	3.03	0.46

Continued on next page...

Continued from previous page...

Atom-1	Atom-2	Interatomic distance (Å)	Clash overlap (Å)
3:CC:124:ILE:HG13	3:CC:130:VAL:HG22	1.98	0.46
4:CD:68:TYR:HD1	4:CD:68:TYR:H	1.63	0.46
5:CE:139:LEU:HD23	5:CE:142:LEU:HD11	1.98	0.46
13:CM:68:GLY:O	13:CM:70:LEU:N	2.49	0.46
15:CO:60:VAL:HG11	31:DA:715:G:O4'	2.15	0.46
23:D1:10:LYS:O	23:D1:13:ILE:CG2	2.63	0.46
23:D1:20:ARG:CD	23:D1:41:ARG:HD3	2.45	0.46
31:DA:271(G):C:O2	31:DA:271(G):C:H2'	2.15	0.46
31:DA:513:A:C2	31:DA:514:A:C8	3.04	0.46
31:DA:922:U:H2'	31:DA:923:C:C6	2.50	0.46
31:DA:1142(A):A:C4	31:DA:1144:G:C8	3.03	0.46
31:DA:1235:G:C6	31:DA:1236:G:N1	2.83	0.46
31:DA:1601:G:O2'	31:DA:1602:U:H5'	2.15	0.46
31:DA:2006:C:O5'	31:DA:2006:C:H6	1.98	0.46
31:DA:2094:G:H5'	38:DI:25:TYR:CD2	2.50	0.46
31:DA:2273:A:C2'	31:DA:2274:A:H5'	2.45	0.46
31:DA:2483:C:O2	31:DA:2483:C:C2'	2.63	0.46
31:DA:2689:U:H5''	31:DA:2690:C:H5'	1.97	0.46
32:DB:31:C:N4	44:DS:32:LEU:CD2	2.78	0.46
32:DB:35:U:O2'	32:DB:36:C:H5'	2.14	0.46
33:DD:4:LYS:HZ1	33:DD:20:ASP:HA	1.79	0.46
35:DF:32:LEU:CD1	35:DF:105:VAL:HG13	2.41	0.46
36:DG:82:LEU:C	36:DG:83:ARG:HG3	2.35	0.46
41:DP:23:PRO:O	41:DP:33:ARG:NE	2.48	0.46
47:DV:54:GLY:C	47:DV:56:SER:H	2.16	0.46
47:DV:66:ARG:HG2	47:DV:94:LEU:CG	2.43	0.46
50:DY:8:LYS:HZ2	50:DY:74:PRO:HD3	1.80	0.46
51:DZ:44:PHE:CZ	51:DZ:48:PHE:CD2	3.03	0.46
51:DZ:44:PHE:CE1	51:DZ:48:PHE:HB2	2.51	0.46
51:DZ:67:LEU:HD12	51:DZ:67:LEU:N	2.30	0.46
1:AA:255:G:O6	1:AA:266:G:O6	2.33	0.46
1:AA:390:C:O2'	1:AA:391:G:H5'	2.16	0.46
1:AA:503:C:C6	1:AA:504:C:H5	2.34	0.46
1:AA:577:G:H1'	1:AA:816:A:N3	2.30	0.46
1:AA:945:G:H2'	1:AA:945:G:N3	2.30	0.46
1:AA:1371:G:O3'	9:AI:69:GLY:HA3	2.15	0.46
1:AA:1452:C:H5'	1:AA:1456:G:C5	2.51	0.46
4:AD:36:ARG:HG2	4:AD:38:TYR:CZ	2.51	0.46
4:AD:92:VAL:O	4:AD:96:LEU:CD2	2.64	0.46
6:AF:5:GLU:HG2	6:AF:62:TRP:HZ2	1.80	0.46
6:AF:40:VAL:HA	6:AF:62:TRP:O	2.15	0.46

Continued on next page...

Continued from previous page...

Atom-1	Atom-2	Interatomic distance (Å)	Clash overlap (Å)
8:AH:29:SER:HB3	8:AH:32:LYS:CD	2.46	0.46
13:AM:14:ARG:HA	13:AM:43:THR:O	2.15	0.46
22:B0:2:ALA:HA	31:BA:2494:G:OP1	2.15	0.46
23:B1:67:ILE:O	23:B1:70:VAL:HB	2.15	0.46
24:B2:18:PRO:O	24:B2:19:VAL:C	2.53	0.46
31:BA:83:G:N1	31:BA:102:G:H2'	2.28	0.46
31:BA:108:U:C2	31:BA:109:G:C8	3.04	0.46
31:BA:466:A:C2'	31:BA:467:G:H5'	2.45	0.46
31:BA:547:A:H8	31:BA:549:G:O6	1.98	0.46
31:BA:633:A:H2'	31:BA:634:C:H5'	1.98	0.46
31:BA:1022:G:N2	31:BA:1142(A):A:H2	2.12	0.46
31:BA:1106:A:C2'	31:BA:1107:G:C8	2.98	0.46
31:BA:1403:C:H2'	31:BA:1404:C:O5'	2.16	0.46
31:BA:1628:G:H2'	31:BA:1629:U:C6	2.50	0.46
31:BA:2093:G:O5'	38:BI:24:GLY:HA3	2.16	0.46
31:BA:2636:U:O2'	31:BA:2637:U:H5'	2.15	0.46
31:BA:2637:U:C2'	31:BA:2638:G:O5'	2.64	0.46
31:BA:2734:A:H8	31:BA:2734:A:H5'	1.80	0.46
32:BB:87:G:H5''	32:BB:88:C:OP2	2.15	0.46
33:BD:181:GLU:O	33:BD:182:LEU:HD23	2.15	0.46
35:BF:9:ILE:HG12	35:BF:14:PRO:HA	1.97	0.46
35:BF:132:VAL:O	35:BF:134:GLY:N	2.48	0.46
41:BP:88:LEU:O	41:BP:89:ALA:C	2.54	0.46
43:BR:34:ILE:HA	43:BR:34:ILE:HD12	1.55	0.46
46:BU:50:ARG:NH2	47:BV:75:PHE:HD2	2.13	0.46
1:CA:432:A:N7	1:CA:433:C:C2	2.84	0.46
1:CA:501:C:H2'	1:CA:502:G:H8	1.81	0.46
1:CA:559:A:H4'	1:CA:560:U:O5'	2.15	0.46
1:CA:731:G:OP1	1:CA:766:A:H1'	2.15	0.46
1:CA:782:A:H4'	1:CA:1514:C:O2'	2.15	0.46
1:CA:976:G:P	14:CN:32:SER:H	2.37	0.46
1:CA:1312:G:N2	1:CA:1326:C:C2	2.84	0.46
1:CA:1446:U:O2	1:CA:1456:G:O6	2.33	0.46
2:CB:9:GLU:CD	2:CB:9:GLU:H	2.17	0.46
2:CB:67:THR:HG21	2:CB:155:LEU:CD2	2.44	0.46
2:CB:69:LEU:HB3	2:CB:162:ILE:HG22	1.98	0.46
3:CC:186:PHE:CE2	3:CC:188:LEU:HD21	2.51	0.46
4:CD:92:VAL:O	4:CD:96:LEU:CD2	2.63	0.46
6:CF:91:VAL:HG12	6:CF:92:LYS:O	2.15	0.46
7:CG:100:ALA:O	7:CG:104:LEU:HD23	2.14	0.46
16:CP:43:LYS:CG	16:CP:48:TRP:CE3	2.98	0.46

Continued on next page...

Continued from previous page...

Atom-1	Atom-2	Interatomic distance (Å)	Clash overlap (Å)
18:CR:44:LEU:HD23	18:CR:48:GLY:O	2.15	0.46
19:CS:22:LEU:O	19:CS:26:GLY:HA2	2.16	0.46
20:CT:87:LYS:HE3	20:CT:91:LEU:HD11	1.98	0.46
23:D1:79:GLY:O	23:D1:80:LEU:HD23	2.16	0.46
27:D5:40:LYS:NZ	27:D5:49:CYS:SG	2.67	0.46
31:DA:9:U:C5	31:DA:2629:A:N6	2.84	0.46
31:DA:272(G):C:N4	31:DA:363(C):G:H1	2.13	0.46
31:DA:329:G:H22	50:DY:19:LYS:HZ2	1.60	0.46
31:DA:892:G:H2'	31:DA:893:C:O4'	2.16	0.46
31:DA:930:U:O4'	31:DA:930:U:O2	2.31	0.46
31:DA:1047:G:C2	31:DA:1111:A:N6	2.84	0.46
31:DA:1176:G:C1'	31:DA:1177:A:OP1	2.63	0.46
31:DA:1190:G:H5'	41:DP:35:HIS:HB3	1.97	0.46
31:DA:1378:A:O2'	31:DA:1379:A:C5'	2.54	0.46
31:DA:1407:C:H2'	31:DA:1407:C:O2	2.15	0.46
31:DA:1486:A:H2'	31:DA:1487:G:H8	1.80	0.46
31:DA:1531:C:H5''	31:DA:1532:C:H6	1.80	0.46
31:DA:2467:C:H2'	31:DA:2468:G:O4'	2.16	0.46
31:DA:2562:U:C2'	31:DA:2563:U:H5'	2.45	0.46
31:DA:2734:A:C5'	31:DA:2734:A:C8	2.99	0.46
32:DB:46:A:C4	32:DB:47:C:C5	3.04	0.46
34:DE:36:ARG:NH1	34:DE:85:ASN:ND2	2.64	0.46
37:DH:56:SER:OG	37:DH:61:HIS:ND1	2.49	0.46
38:DI:8:PRO:O	38:DI:9:LEU:HD23	2.15	0.46
39:DN:30:ILE:HG23	39:DN:52:VAL:HG11	1.97	0.46
39:DN:78:TYR:N	39:DN:79:PRO:CD	2.70	0.46
44:DS:95:HIS:CG	44:DS:96:GLY:N	2.80	0.46
45:DT:28:VAL:HG22	45:DT:47:GLY:N	2.31	0.46
49:DX:12:VAL:HG13	49:DX:12:VAL:O	2.14	0.46
49:DX:75:ASP:O	49:DX:76:ARG:HB3	2.15	0.46
49:DX:77:LYS:CD	49:DX:78:LYS:HG3	2.45	0.46
1:AA:35:G:O2'	12:AL:121:GLY:HA2	2.15	0.46
1:AA:247:G:C6	1:AA:248:C:C5	3.04	0.46
1:AA:327:A:C2	1:AA:329:A:C4	3.03	0.46
1:AA:407:G:H4'	4:AD:115:ARG:O	2.15	0.46
1:AA:504:C:H1'	1:AA:510:A:C4	2.51	0.46
1:AA:514:C:O2'	1:AA:515:G:H5'	2.16	0.46
1:AA:674:G:H2'	1:AA:675:A:C8	2.48	0.46
1:AA:1097:C:O2	1:AA:1169:A:H2	1.98	0.46
2:AB:51:LEU:HD21	2:AB:214:ILE:HD12	1.97	0.46
4:AD:2:GLY:O	4:AD:3:ARG:C	2.53	0.46

Continued on next page...

Continued from previous page...

Atom-1	Atom-2	Interatomic distance (Å)	Clash overlap (Å)
9:AI:77:ILE:O	9:AI:81:ILE:HG12	2.15	0.46
12:AL:64:TYR:O	12:AL:65:GLU:HB2	2.16	0.46
16:AP:20:VAL:HG21	16:AP:32:TYR:CB	2.46	0.46
20:AT:26:ASN:HA	20:AT:29:LYS:HG2	1.98	0.46
22:B0:50:ASN:O	22:B0:62:LEU:HB2	2.16	0.46
24:B2:27:GLU:O	24:B2:30:ARG:HG2	2.15	0.46
24:B2:32:LEU:O	24:B2:33:MET:C	2.54	0.46
27:B5:55:ARG:HD3	27:B5:55:ARG:HA	1.43	0.46
28:B6:33:LYS:HD3	28:B6:33:LYS:HA	1.54	0.46
29:B7:19:ARG:HG2	29:B7:19:ARG:NH1	2.31	0.46
30:B8:32:LEU:CA	30:B8:34:TRP:H	2.29	0.46
31:BA:125:G:H4'	31:BA:126:A:OP2	2.16	0.46
31:BA:174:C:C3'	31:BA:175:G:H5''	2.45	0.46
31:BA:213:A:H2'	31:BA:214:G:O4'	2.15	0.46
31:BA:527:C:OP2	31:BA:2779:U:C5	2.57	0.46
31:BA:883:G:H1	31:BA:893:C:H41	1.63	0.46
31:BA:1439:A:C2	31:BA:1553:A:C5	3.03	0.46
31:BA:1608:A:HO2'	31:BA:1610:A:P	2.39	0.46
31:BA:1834:U:O2	31:BA:1834:U:H2'	2.15	0.46
31:BA:1892:C:O5'	31:BA:1892:C:H6	1.99	0.46
31:BA:2531:A:H2	31:BA:2658:C:O2	1.99	0.46
31:BA:2664:G:C2'	31:BA:2665:A:O5'	2.64	0.46
33:BD:25:THR:HG21	33:BD:81:ALA:CA	2.46	0.46
33:BD:79:VAL:HG12	33:BD:113:VAL:HA	1.98	0.46
33:BD:147:LEU:HD13	33:BD:155:LEU:HD11	1.96	0.46
35:BF:66:PRO:O	35:BF:67:GLN:CB	2.56	0.46
35:BF:161:GLU:O	35:BF:165:ARG:HG2	2.16	0.46
36:BG:45:GLU:HB2	36:BG:47:LYS:CD	2.46	0.46
36:BG:82:LEU:C	36:BG:83:ARG:HG3	2.36	0.46
37:BH:55:PRO:O	37:BH:56:SER:O	2.34	0.46
37:BH:85:LYS:HZ1	37:BH:145:ALA:HA	1.77	0.46
37:BH:153:LYS:CB	37:BH:154:PRO:CD	2.93	0.46
39:BN:78:TYR:CD1	39:BN:79:PRO:HD3	2.50	0.46
41:BP:16:ARG:NH1	41:BP:16:ARG:O	2.41	0.46
46:BU:31:SER:C	46:BU:33:ARG:H	2.19	0.46
49:BX:9:LEU:HB2	49:BX:29:TRP:O	2.15	0.46
49:BX:12:VAL:HG13	49:BX:17:ALA:HB2	1.97	0.46
50:BY:14:LEU:HD12	50:BY:23:ARG:H	1.81	0.46
51:BZ:8:TYR:O	51:BZ:37:VAL:HG12	2.16	0.46
1:CA:586:C:H2'	1:CA:587:G:H5'	1.98	0.46
1:CA:685:G:N2	1:CA:686:U:N3	2.64	0.46

Continued on next page...

Continued from previous page...

Atom-1	Atom-2	Interatomic distance (Å)	Clash overlap (Å)
1:CA:827:U:C4	1:CA:870:U:N3	2.84	0.46
1:CA:863:U:H2'	1:CA:865:A:OP2	2.16	0.46
1:CA:1064:G:OP2	1:CA:1386:G:H4'	2.16	0.46
1:CA:1377:A:H2'	7:CG:7:ALA:CB	2.45	0.46
1:CA:1386:G:C2	1:CA:1387:G:C8	3.04	0.46
1:CA:1478:C:H2'	1:CA:1479:C:H6	1.80	0.46
3:CC:108:ASN:HB3	3:CC:111:LEU:HB2	1.97	0.46
4:CD:2:GLY:O	4:CD:4:TYR:N	2.48	0.46
4:CD:126:ILE:HG22	4:CD:127:THR:N	2.27	0.46
7:CG:49:ILE:HG22	7:CG:49:ILE:O	2.15	0.46
8:CH:107:LEU:N	8:CH:107:LEU:HD23	2.30	0.46
16:CP:21:VAL:O	16:CP:33:ILE:HB	2.16	0.46
16:CP:43:LYS:HG2	16:CP:48:TRP:CE3	2.50	0.46
17:CQ:68:ARG:HG3	17:CQ:68:ARG:O	2.14	0.46
30:D8:53:PRO:O	30:D8:54:GLU:C	2.54	0.46
31:DA:218:A:H2	31:DA:235:U:H4'	1.81	0.46
31:DA:535:C:H2'	31:DA:536:A:H5'	1.95	0.46
31:DA:670:A:H8	31:DA:670:A:H5''	1.81	0.46
31:DA:854:G:C4	31:DA:855:G:C8	3.03	0.46
31:DA:1176:G:H1'	31:DA:1177:A:OP1	2.15	0.46
31:DA:1767:C:C2'	31:DA:1768:U:H5'	2.46	0.46
31:DA:2243:U:O2	31:DA:2434:A:C2	2.69	0.46
31:DA:2544:G:H8	31:DA:2544:G:O5'	1.98	0.46
31:DA:2753:A:O2'	31:DA:2754:U:P	2.74	0.46
31:DA:2842:G:O2'	31:DA:2843:G:H5'	2.15	0.46
31:DA:2843:G:C2'	31:DA:2844:G:O5'	2.64	0.46
32:DB:2:C:C2	32:DB:3:C:C6	3.03	0.46
32:DB:60:C:C2	32:DB:61:G:C8	3.04	0.46
32:DB:66:A:C6	32:DB:109:C:C6	3.03	0.46
33:DD:25:THR:O	33:DD:27:THR:CB	2.54	0.46
34:DE:11:MET:HB3	34:DE:24:THR:HA	1.97	0.46
34:DE:174:ASP:OD2	34:DE:175:VAL:N	2.48	0.46
35:DF:164:ARG:HG2	35:DF:164:ARG:NH1	2.27	0.46
35:DF:196:LEU:H	35:DF:196:LEU:HG	1.61	0.46
36:DG:37:VAL:CG2	36:DG:99:MET:HG3	2.45	0.46
37:DH:41:MET:HE2	37:DH:41:MET:HA	1.98	0.46
44:DS:17:ARG:HA	44:DS:20:ARG:HG2	1.98	0.46
45:DT:108:ARG:O	45:DT:111:ARG:HB2	2.15	0.46
48:DW:37:ARG:HG2	48:DW:38:TYR:CE2	2.51	0.46
49:DX:23:GLU:CG	49:DX:24:GLY:H	2.28	0.46
50:DY:88:LYS:HZ3	50:DY:93:GLY:HA3	1.80	0.46

Continued on next page...

Continued from previous page...

Atom-1	Atom-2	Interatomic distance (Å)	Clash overlap (Å)
1:AA:427:U:OP1	4:AD:13:ARG:NH2	2.49	0.46
1:AA:542:G:C4	1:AA:543:C:C5	3.04	0.46
1:AA:542:G:C2	1:AA:543:C:C5	3.03	0.46
1:AA:685:G:N2	1:AA:686:U:N3	2.64	0.46
1:AA:719:C:H5	1:AA:720:C:N3	2.13	0.46
1:AA:857:C:H2'	1:AA:858:G:O4'	2.15	0.46
1:AA:1270:C:H2'	1:AA:1271:G:O4'	2.16	0.46
2:AB:67:THR:HG21	2:AB:155:LEU:CD2	2.45	0.46
2:AB:219:VAL:HA	2:AB:222:ILE:CD1	2.46	0.46
4:AD:43:HIS:ND1	4:AD:46:LYS:NZ	2.55	0.46
4:AD:127:THR:HB	4:AD:132:ARG:HA	1.97	0.46
5:AE:131:ILE:O	5:AE:134:ALA:HB3	2.16	0.46
6:AF:11:ASN:O	6:AF:14:LEU:HG	2.15	0.46
13:AM:74:VAL:O	13:AM:78:ILE:HG13	2.16	0.46
17:AQ:63:ARG:HG2	17:AQ:64:PRO:HD2	1.98	0.46
23:B1:9:GLY:O	23:B1:10:LYS:CB	2.63	0.46
24:B2:26:ARG:NE	24:B2:29:LYS:HE2	2.28	0.46
29:B7:21:ARG:O	29:B7:27:GLY:HA3	2.15	0.46
30:B8:8:LYS:CE	31:BA:243:U:OP2	2.64	0.46
31:BA:34:C:O2'	31:BA:35:G:OP1	2.32	0.46
31:BA:430:G:H5''	31:BA:431:U:OP2	2.16	0.46
31:BA:535:C:H2'	31:BA:536:A:H5'	1.97	0.46
31:BA:639:U:O2'	31:BA:640:C:H5'	2.16	0.46
31:BA:705:A:C2	31:BA:706:A:C4	3.04	0.46
31:BA:1322:A:C5	31:BA:1323:U:C5	3.04	0.46
31:BA:1387:C:C2	31:BA:1388:G:C8	3.04	0.46
31:BA:1529:G:H21	31:BA:1530:C:C5'	2.10	0.46
31:BA:1664:A:N6	31:BA:1665:A:N6	2.64	0.46
31:BA:1667:G:H4'	31:BA:1668:A:OP1	2.14	0.46
31:BA:1694:C:H2'	31:BA:1694:C:O2	2.15	0.46
31:BA:1824:G:OP1	33:BD:52:ARG:NH1	2.49	0.46
32:BB:48:A:OP1	44:BS:93:LYS:HB3	2.16	0.46
33:BD:59:LYS:HG3	33:BD:60:ARG:N	2.31	0.46
33:BD:94:LEU:HB2	33:BD:104:TYR:CD2	2.51	0.46
33:BD:106:ILE:HD11	33:BD:196:VAL:HG13	1.98	0.46
34:BE:70:ALA:O	34:BE:72:VAL:C	2.54	0.46
35:BF:18:ARG:CZ	35:BF:199:TRP:HZ3	2.28	0.46
37:BH:159:GLU:HA	37:BH:159:GLU:OE1	2.16	0.46
41:BP:146:VAL:HG22	41:BP:147:LEU:H	1.78	0.46
42:BQ:75:THR:HG21	42:BQ:85:LYS:HE3	1.98	0.46
42:BQ:140:ALA:CB	51:BZ:99:TYR:HB2	2.43	0.46

Continued on next page...

Continued from previous page...

Atom-1	Atom-2	Interatomic distance (Å)	Clash overlap (Å)
44:BS:101:LEU:O	44:BS:102:ALA:O	2.33	0.46
48:BW:62:HIS:O	48:BW:63:ASP:C	2.53	0.46
49:BX:63:LYS:HZ2	49:BX:70:LEU:HD11	1.79	0.46
50:BY:22:GLY:O	50:BY:23:ARG:CG	2.63	0.46
1:CA:134:A:H61	16:CP:25:ARG:NH1	2.14	0.46
1:CA:159:G:H21	1:CA:161:A:H8	1.62	0.46
1:CA:182:U:OP2	1:CA:183:G:OP2	2.33	0.46
1:CA:258:G:N3	1:CA:259:G:C8	2.84	0.46
1:CA:602:A:C2	1:CA:603:U:C2	3.04	0.46
1:CA:708:C:O2'	1:CA:709:G:H5'	2.15	0.46
1:CA:716:A:C2'	1:CA:717:C:O5'	2.64	0.46
1:CA:724:G:N3	1:CA:725:G:C8	2.84	0.46
1:CA:817:C:H4'	1:CA:818:G:OP1	2.16	0.46
1:CA:926:G:C6	1:CA:1505:G:C6	3.04	0.46
1:CA:1442(B):A:C2	45:DT:118:ARG:NH2	2.83	0.46
2:CB:9:GLU:HA	2:CB:12:GLU:OE1	2.15	0.46
2:CB:116:GLU:HA	2:CB:119:GLU:HB3	1.97	0.46
4:CD:194:LEU:HD22	4:CD:194:LEU:N	2.30	0.46
6:CF:40:VAL:HA	6:CF:62:TRP:O	2.16	0.46
8:CH:8:ASP:O	8:CH:11:THR:N	2.49	0.46
8:CH:112:LEU:HD12	8:CH:114:THR:HG22	1.97	0.46
10:CJ:86:MET:O	10:CJ:86:MET:HG3	2.15	0.46
19:CS:37:ARG:H	19:CS:37:ARG:HG3	1.61	0.46
24:D2:12:GLU:C	24:D2:14:ARG:N	2.68	0.46
30:D8:35:GLN:HB3	30:D8:36:LYS:HZ3	1.80	0.46
31:DA:125:G:H4'	31:DA:126:A:OP2	2.15	0.46
31:DA:773:U:H2'	31:DA:774:A:H5'	1.98	0.46
31:DA:921:G:C6	31:DA:922:U:C4	3.03	0.46
31:DA:992:C:H2'	31:DA:993:G:O5'	2.16	0.46
31:DA:1503:U:O2'	31:DA:1504:C:H5'	2.16	0.46
31:DA:2102:U:C6	31:DA:2187:G:O6	2.68	0.46
31:DA:2642:G:C2	31:DA:2773:C:C2	3.04	0.46
32:DB:7:G:H2'	32:DB:8:U:H5''	1.97	0.46
32:DB:75:G:C5'	32:DB:75:G:C8	2.96	0.46
33:DD:11:PRO:C	33:DD:13:ARG:H	2.19	0.46
35:DF:18:ARG:CZ	35:DF:199:TRP:HZ3	2.28	0.46
35:DF:28:ILE:HA	35:DF:112:MET:HG2	1.96	0.46
35:DF:129:PHE:HE1	35:DF:142:TRP:CH2	2.33	0.46
35:DF:161:GLU:O	35:DF:165:ARG:HG2	2.15	0.46
35:DF:185:ASP:OD1	35:DF:188:ARG:NH1	2.43	0.46
38:DI:10:GLU:O	38:DI:12:LEU:N	2.49	0.46

Continued on next page...

Continued from previous page...

Atom-1	Atom-2	Interatomic distance (Å)	Clash overlap (Å)
38:DI:38:LEU:C	38:DI:40:THR:H	2.18	0.46
40:DO:3:GLN:CB	40:DO:4:PRO:HD2	2.45	0.46
40:DO:87:ILE:HG23	40:DO:88:ASN:N	2.31	0.46
45:DT:99:LEU:CD1	45:DT:99:LEU:O	2.64	0.46
50:DY:65:ALA:HA	50:DY:66:PRO:HD2	1.72	0.46
1:AA:109:A:H2'	1:AA:326:G:H21	1.80	0.46
1:AA:182:U:OP2	1:AA:183:G:OP2	2.33	0.46
1:AA:342:C:H2'	1:AA:343:U:O4'	2.15	0.46
1:AA:985:C:H2'	1:AA:986:A:C8	2.51	0.46
1:AA:1446:U:O2	1:AA:1456:G:O6	2.33	0.46
2:AB:204:ASN:HD22	2:AB:206:ASP:H	1.64	0.46
6:AF:75:LEU:HD23	6:AF:79:LEU:HD21	1.98	0.46
8:AH:31:PHE:O	8:AH:34:GLU:HB2	2.16	0.46
13:AM:14:ARG:CZ	13:AM:42:ALA:HA	2.45	0.46
13:AM:81:LEU:HB3	13:AM:89:GLY:CA	2.39	0.46
16:AP:9:PHE:CE2	16:AP:18:ARG:HB2	2.51	0.46
17:AQ:68:ARG:O	17:AQ:68:ARG:HG3	2.15	0.46
19:AS:58:VAL:O	19:AS:58:VAL:HG23	2.15	0.46
23:B1:56:GLN:OE1	23:B1:56:GLN:HA	2.08	0.46
27:B5:40:LYS:HZ2	27:B5:46:CYS:N	2.14	0.46
30:B8:32:LEU:H	30:B8:32:LEU:CD1	2.29	0.46
31:BA:216:A:C4	31:BA:432:A:C2	3.04	0.46
31:BA:774:A:O2'	31:BA:775:G:H5''	2.16	0.46
31:BA:1349:A:C2'	31:BA:1350:C:OP1	2.64	0.46
31:BA:1722:A:O2'	31:BA:1739:U:C5'	2.64	0.46
31:BA:1862:G:H2'	31:BA:1863:G:O5'	2.16	0.46
31:BA:1970:A:H5''	31:BA:1971:A:OP1	2.16	0.46
31:BA:2026:C:H2'	31:BA:2027:G:O5'	2.16	0.46
31:BA:2100:G:H1	31:BA:2189:U:H3	1.63	0.46
31:BA:2183:C:H2'	31:BA:2184:G:C8	2.50	0.46
31:BA:2263:C:O2'	31:BA:2264:C:H5'	2.16	0.46
31:BA:2598:A:O5'	33:BD:236:GLY:HA3	2.16	0.46
33:BD:138:VAL:HG21	33:BD:167:GLY:HA2	1.98	0.46
35:BF:126:VAL:HG11	35:BF:142:TRP:HH2	1.80	0.46
37:BH:45:VAL:HG12	37:BH:45:VAL:O	2.16	0.46
38:BI:31:LEU:N	38:BI:31:LEU:CD1	2.78	0.46
46:BU:66:ASN:HA	46:BU:76:TYR:HB2	1.98	0.46
48:BW:23:LEU:HD13	48:BW:23:LEU:HA	1.73	0.46
50:BY:7:VAL:CB	50:BY:8:LYS:NZ	2.74	0.46
51:BZ:61:LEU:HB3	51:BZ:62:PRO:HD2	1.97	0.46
1:CA:265:G:H4'	17:CQ:66:SER:HA	1.97	0.46

Continued on next page...

Continued from previous page...

Atom-1	Atom-2	Interatomic distance (Å)	Clash overlap (Å)
1:CA:734:G:C6	1:CA:735:C:C4	3.04	0.46
1:CA:827:U:H2'	1:CA:859:A:H61	1.80	0.46
1:CA:854:G:H3'	1:CA:871:U:O4	2.15	0.46
1:CA:1030(D):A:H62	1:CA:1031:G:H21	1.62	0.46
1:CA:1128:C:O2	1:CA:1130:A:N7	2.48	0.46
1:CA:1226:C:OP1	13:CM:91:ARG:NH1	2.49	0.46
1:CA:1242:C:H6	1:CA:1242:C:O5'	1.99	0.46
1:CA:1368:G:OP2	9:CI:112:LYS:HD2	2.16	0.46
2:CB:61:LEU:HD23	2:CB:68:ILE:HD11	1.94	0.46
2:CB:76:GLN:O	2:CB:208:ILE:HG12	2.15	0.46
2:CB:118:LEU:HD11	2:CB:141:GLU:HG2	1.97	0.46
2:CB:167:PRO:HG2	2:CB:192:SER:HB3	1.98	0.46
5:CE:101:ILE:CD1	5:CE:119:LEU:HD23	2.46	0.46
10:CJ:29:ARG:HH22	10:CJ:84:GLN:HG2	1.81	0.46
12:CL:56:ALA:O	12:CL:68:ALA:N	2.49	0.46
18:CR:22:VAL:HG12	18:CR:22:VAL:O	2.16	0.46
20:CT:94:ALA:O	20:CT:95:ALA:HB3	2.15	0.46
23:D1:10:LYS:HB2	23:D1:14:VAL:CA	2.45	0.46
23:D1:82:LEU:HG	23:D1:83:GLU:N	2.31	0.46
28:D6:46:HIS:HD1	31:DA:2371:G:HO2'	1.63	0.46
30:D8:4:MET:CE	31:DA:593:G:O4'	2.64	0.46
31:DA:27:G:H22	31:DA:512:G:H1'	1.79	0.46
31:DA:128:C:O2'	31:DA:129:C:P	2.74	0.46
31:DA:190:A:P	31:DA:205:G:H22	2.39	0.46
31:DA:271(Q):G:O2'	31:DA:271(R):G:OP2	2.27	0.46
31:DA:572:A:H5''	31:DA:573:G:OP2	2.16	0.46
31:DA:681:G:H2'	31:DA:682:G:O4'	2.16	0.46
31:DA:770:G:N3	31:DA:1354:A:H2	2.13	0.46
31:DA:828:U:O2	31:DA:828:U:C2'	2.63	0.46
31:DA:1012:U:O4	39:DN:25:ARG:HA	2.16	0.46
31:DA:1028:A:N6	31:DA:1125:G:H2'	2.31	0.46
31:DA:1359:A:N7	31:DA:1372:U:O4	2.49	0.46
34:DE:11:MET:HB2	34:DE:23:VAL:O	2.15	0.46
37:DH:153:LYS:CB	37:DH:154:PRO:CD	2.94	0.46
42:DQ:21:THR:O	51:DZ:78:LYS:HE2	2.16	0.46
47:DV:89:GLN:NE2	47:DV:91:TYR:HD1	2.13	0.46
49:DX:37:THR:HG22	49:DX:37:THR:O	2.15	0.46
50:DY:7:VAL:HB	50:DY:8:LYS:HZ2	1.77	0.46
1:AA:406:G:H5'	4:AD:5:ILE:HD13	1.97	0.46
1:AA:409:G:H5'	4:AD:24:GLU:OE1	2.16	0.46
1:AA:868:C:H2'	1:AA:869:G:O4'	2.16	0.46

Continued on next page...

Continued from previous page...

Atom-1	Atom-2	Interatomic distance (Å)	Clash overlap (Å)
1:AA:1103:C:H5''	2:AB:98:LEU:HD13	1.98	0.46
1:AA:1160:G:C2	1:AA:1161:C:C6	3.03	0.46
1:AA:1163:C:C2	1:AA:1174:G:N2	2.84	0.46
1:AA:1350:A:N6	1:AA:1373:G:N2	2.64	0.46
4:AD:14:ARG:HA	4:AD:39:PRO:CB	2.46	0.46
4:AD:141:ARG:HB3	4:AD:142:PRO:HD3	1.98	0.46
5:AE:10:MET:HG3	5:AE:13:ILE:CD1	2.46	0.46
5:AE:100:VAL:O	5:AE:107:ARG:NH2	2.41	0.46
10:AJ:86:MET:O	10:AJ:86:MET:HG3	2.16	0.46
13:AM:17:VAL:O	13:AM:20:THR:HB	2.16	0.46
18:AR:86:VAL:O	18:AR:87:ARG:HB3	2.15	0.46
22:B0:43:THR:O	22:B0:45:PHE:N	2.48	0.46
24:B2:15:LYS:O	24:B2:16:LEU:HB2	2.13	0.46
24:B2:52:ASP:H	24:B2:55:ARG:HB2	1.81	0.46
25:B3:54:VAL:CG1	25:B3:55:ARG:H	2.29	0.46
28:B6:27:LYS:HD2	31:BA:2285:C:C5	2.51	0.46
29:B7:5:TRP:CZ3	31:BA:464:U:H4'	2.51	0.46
30:B8:58:ILE:HG22	41:BP:49:ARG:CD	2.45	0.46
31:BA:272(J):C:O2'	31:BA:274:G:OP1	2.28	0.46
31:BA:958:U:H5''	42:BQ:14:ARG:HD3	1.98	0.46
31:BA:1176:G:C1'	31:BA:1177:A:OP1	2.63	0.46
31:BA:1198:U:H2'	31:BA:1199:U:C6	2.51	0.46
31:BA:1380:G:N2	31:BA:1570:A:C2	2.84	0.46
31:BA:1528:A:O2'	31:BA:1528(A):A:P	2.73	0.46
31:BA:1721:G:C6	31:BA:1739:U:H5'	2.50	0.46
31:BA:1856:G:C2'	31:BA:1857:G:H5'	2.46	0.46
31:BA:2016:U:H2'	31:BA:2017:U:H6	1.78	0.46
31:BA:2864:G:H2'	31:BA:2865:U:O4'	2.15	0.46
32:BB:7:G:O5'	44:BS:29:PHE:HE1	1.99	0.46
33:BD:62:TYR:CE1	33:BD:64:ILE:HA	2.51	0.46
34:BE:23:VAL:HA	34:BE:186:GLY:N	2.29	0.46
34:BE:24:THR:CG2	34:BE:184:VAL:HG23	2.43	0.46
41:BP:92:GLU:HA	41:BP:123:LEU:HD22	1.98	0.46
44:BS:34:HIS:HD2	44:BS:34:HIS:N	2.14	0.46
44:BS:56:LEU:O	44:BS:57:LYS:CB	2.64	0.46
46:BU:74:LEU:N	46:BU:74:LEU:CD1	2.78	0.46
47:BV:4:ILE:O	47:BV:39:LEU:CB	2.64	0.46
47:BV:66:ARG:HD2	47:BV:67:GLY:CA	2.45	0.46
47:BV:83:ARG:HH11	47:BV:83:ARG:HG2	1.74	0.46
50:BY:81:LYS:NZ	50:BY:97:ARG:HG3	2.30	0.46
1:CA:61:G:OP1	20:CT:10:LEU:HD11	2.16	0.46

Continued on next page...

Continued from previous page...

Atom-1	Atom-2	Interatomic distance (Å)	Clash overlap (Å)
1:CA:177:C:OP1	20:CT:65:LYS:HD3	2.16	0.46
1:CA:427:U:OP1	4:CD:13:ARG:NH2	2.49	0.46
1:CA:1296:C:H5'	1:CA:1297:C:OP2	2.16	0.46
1:CA:1381:U:C2'	1:CA:1382:C:H5'	2.46	0.46
2:CB:51:LEU:HD21	2:CB:214:ILE:HD12	1.96	0.46
3:CC:102:ASN:O	3:CC:103:VAL:HG23	2.16	0.46
5:CE:78:HIS:HE1	5:CE:142:LEU:HD23	1.81	0.46
5:CE:78:HIS:CE1	5:CE:142:LEU:HD23	2.51	0.46
12:CL:41:ARG:HG2	12:CL:42:THR:N	2.30	0.46
22:D0:46:LYS:HB3	22:D0:47:PRO:HD2	1.98	0.46
27:D5:20:ARG:HG2	27:D5:23:HIS:CD2	2.51	0.46
30:D8:32:LEU:CG	30:D8:35:GLN:H	2.29	0.46
31:DA:128:C:H4'	31:DA:129:C:OP1	2.16	0.46
31:DA:301:G:C4	31:DA:302:C:C5	3.04	0.46
31:DA:543:C:H5	31:DA:547:A:H62	1.62	0.46
31:DA:769:G:O2'	31:DA:770:G:H5'	2.15	0.46
31:DA:869:G:C5	31:DA:870:A:N7	2.84	0.46
31:DA:924:C:C2	31:DA:925:C:C5	3.04	0.46
31:DA:995:C:O2	46:DU:57:PHE:CG	2.69	0.46
31:DA:1149:G:H2'	31:DA:1150:C:C6	2.51	0.46
31:DA:1497:U:C2'	31:DA:1497:U:O2	2.64	0.46
31:DA:1701:A:C2'	31:DA:1702:G:H5'	2.46	0.46
31:DA:2552:U:C2	31:DA:2554:U:H5'	2.51	0.46
32:DB:15:A:O2'	32:DB:110:G:C8	2.55	0.46
33:DD:62:TYR:HE1	33:DD:64:ILE:HA	1.80	0.46
37:DH:157:TYR:O	37:DH:158:HIS:HB2	2.15	0.46
41:DP:146:VAL:HG22	41:DP:147:LEU:H	1.81	0.46
42:DQ:14:ARG:HG2	42:DQ:41:TRP:HH2	1.80	0.46
44:DS:24:LEU:HD13	44:DS:24:LEU:HA	1.74	0.46
44:DS:29:PHE:HD2	44:DS:29:PHE:C	2.18	0.46
1:AA:15:G:C4	1:AA:16:A:C8	3.04	0.46
1:AA:124:G:C6	1:AA:125:U:C4	3.03	0.46
1:AA:199:G:O2'	1:AA:200:G:H5'	2.15	0.46
1:AA:411:A:C8	1:AA:413:G:C8	3.03	0.46
1:AA:1081:G:N2	1:AA:1082:G:H1'	2.31	0.46
1:AA:1202:G:C6	14:AN:42:ILE:HG21	2.50	0.46
1:AA:1322:C:OP1	1:AA:1322:C:H6	1.99	0.46
4:AD:74:GLN:O	4:AD:78:LEU:HG	2.15	0.46
5:AE:101:ILE:HA	5:AE:107:ARG:NH2	2.31	0.46
8:AH:9:MET:O	8:AH:12:ARG:HB2	2.16	0.46
10:AJ:82:ILE:O	10:AJ:86:MET:HB3	2.16	0.46

Continued on next page...

Continued from previous page...

Atom-1	Atom-2	Interatomic distance (Å)	Clash overlap (Å)
12:AL:10:LEU:HB3	17:AQ:32:TYR:CE1	2.51	0.46
12:AL:117:ARG:NH2	12:AL:124:LYS:HB2	2.31	0.46
16:AP:9:PHE:CD2	16:AP:18:ARG:HB2	2.51	0.46
16:AP:39:TYR:CD1	16:AP:39:TYR:C	2.87	0.46
22:B0:42:GLY:HA2	22:B0:57:PHE:CD2	2.50	0.46
24:B2:55:ARG:HG2	24:B2:55:ARG:O	2.16	0.46
31:BA:203:C:C3'	31:BA:204:A:H5''	2.46	0.46
31:BA:329:G:H22	50:BY:19:LYS:HZ2	1.61	0.46
31:BA:449:A:OP1	35:BF:84:VAL:O	2.34	0.46
31:BA:511:U:O4	31:BA:512:G:N1	2.49	0.46
31:BA:719:C:H2'	31:BA:720:C:C6	2.51	0.46
31:BA:847:U:OP2	31:BA:928:G:O6	2.34	0.46
31:BA:892:G:H2'	31:BA:893:C:O4'	2.15	0.46
31:BA:893:C:C2'	31:BA:894:C:O5'	2.64	0.46
31:BA:1497:U:C5'	31:BA:1498:C:C5	2.94	0.46
31:BA:1783:A:N1	31:BA:2587:A:C4	2.84	0.46
31:BA:2615:U:H2'	31:BA:2616:C:C6	2.51	0.46
32:BB:70:C:C4	32:BB:71:C:C5	3.04	0.46
34:BE:66:HIS:O	34:BE:66:HIS:CD2	2.69	0.46
35:BF:29:ASN:OD1	35:BF:29:ASN:C	2.54	0.46
35:BF:39:TRP:O	35:BF:43:LYS:HG2	2.15	0.46
35:BF:144:LYS:C	35:BF:146:ALA:H	2.19	0.46
37:BH:92:ILE:C	37:BH:94:TYR:H	2.19	0.46
38:BI:83:ALA:CB	38:BI:88:ILE:HA	2.46	0.46
38:BI:98:ALA:O	38:BI:99:GLU:C	2.53	0.46
38:BI:145:VAL:HG12	38:BI:146:ALA:N	2.31	0.46
42:BQ:85:LYS:O	42:BQ:86:GLY:C	2.53	0.46
43:BR:14:SER:OG	43:BR:15:SER:N	2.49	0.46
44:BS:34:HIS:ND1	44:BS:54:LEU:HB2	2.31	0.46
45:BT:26:ASP:HB3	45:BT:89:VAL:O	2.15	0.46
49:BX:63:LYS:HZ1	49:BX:70:LEU:CD2	2.29	0.46
50:BY:27:VAL:O	50:BY:29:GLU:OE1	2.34	0.46
50:BY:96:ILE:CB	50:BY:99:CYS:HB3	2.46	0.46
1:CA:20:U:O2'	1:CA:21:G:H5'	2.16	0.46
1:CA:327:A:C6	1:CA:329:A:C5	3.04	0.46
1:CA:409:G:H5'	4:CD:24:GLU:OE1	2.16	0.46
1:CA:502:G:C2	1:CA:503:C:C2	3.04	0.46
1:CA:533:A:OP1	1:CA:533:A:H3'	2.15	0.46
1:CA:681:C:C2	1:CA:710:G:N2	2.84	0.46
1:CA:950:U:H3'	13:CM:102:ARG:HH12	1.80	0.46
1:CA:1429:C:H2'	1:CA:1430:C:C6	2.51	0.46

Continued on next page...

Continued from previous page...

Atom-1	Atom-2	Interatomic distance (Å)	Clash overlap (Å)
2:CB:30:ARG:HG3	2:CB:31:TYR:CE2	2.51	0.46
2:CB:204:ASN:ND2	2:CB:205:ASP:N	2.64	0.46
4:CD:170:VAL:HG22	4:CD:171:GLY:N	2.30	0.46
5:CE:122:GLU:OE1	5:CE:131:ILE:HG13	2.16	0.46
11:CK:69:ALA:O	11:CK:73:MET:HG2	2.16	0.46
11:CK:111:ASP:CA	18:CR:84:LYS:HE2	2.44	0.46
16:CP:20:VAL:CG2	16:CP:32:TYR:HB2	2.46	0.46
16:CP:50:LYS:HD3	16:CP:50:LYS:C	2.37	0.46
17:CQ:59:ILE:HG22	17:CQ:71:PHE:CD1	2.50	0.46
20:CT:89:ARG:HH22	20:CT:104:LEU:HD21	1.78	0.46
23:D1:67:ILE:O	23:D1:70:VAL:HB	2.15	0.46
30:D8:34:TRP:HZ3	30:D8:41:ILE:CG2	2.29	0.46
30:D8:61:LEU:HD23	30:D8:61:LEU:HA	1.61	0.46
31:DA:58:G:H2'	31:DA:59:U:H6	1.81	0.46
31:DA:478:A:C6	31:DA:480:A:C6	3.03	0.46
31:DA:483:A:C8	31:DA:484:C:C5	3.03	0.46
31:DA:796:C:C2	31:DA:797:C:C5	3.04	0.46
31:DA:1495:A:C2	31:DA:1496:A:C2	3.03	0.46
31:DA:1711:C:O2'	31:DA:1712:C:H5'	2.16	0.46
31:DA:1771:C:O2'	31:DA:1786:A:H8	1.76	0.46
31:DA:2100:G:H1	31:DA:2189:U:H3	1.64	0.46
31:DA:2290:G:O2'	31:DA:2381:C:H1'	2.16	0.46
31:DA:2631:G:N3	31:DA:2810:A:C2	2.83	0.46
31:DA:2782:G:H8	31:DA:2782:G:O5'	1.98	0.46
31:DA:2843:G:H2'	31:DA:2844:G:O5'	2.16	0.46
32:DB:40:U:H1'	32:DB:45:A:N6	2.31	0.46
33:DD:142:VAL:HG21	33:DD:191:ALA:CB	2.46	0.46
38:DI:5:LEU:HD11	38:DI:19:VAL:HG11	1.98	0.46
38:DI:15:VAL:C	38:DI:17:GLN:H	2.19	0.46
38:DI:92:VAL:O	38:DI:92:VAL:HG13	2.16	0.46
39:DN:78:TYR:CD1	39:DN:79:PRO:CB	2.99	0.46
41:DP:91:PHE:HE2	41:DP:95:VAL:CG1	2.25	0.46
41:DP:147:LEU:HB2	41:DP:148:LEU:H	1.48	0.46
44:DS:14:VAL:HG13	44:DS:15:ARG:N	2.31	0.46
46:DU:26:GLY:C	46:DU:28:ARG:H	2.20	0.46
1:AA:295:C:H2'	1:AA:296:U:C6	2.51	0.45
1:AA:509:A:O2'	1:AA:510:A:C5'	2.64	0.45
1:AA:1308:U:H5''	13:AM:98:VAL:N	2.31	0.45
1:AA:1312:G:N2	1:AA:1326:C:C2	2.84	0.45
2:AB:167:PRO:HG2	2:AB:192:SER:HB3	1.97	0.45
6:AF:6:VAL:HG12	6:AF:7:ASN:N	2.31	0.45

Continued on next page...

Continued from previous page...

Atom-1	Atom-2	Interatomic distance (Å)	Clash overlap (Å)
7:AG:106:GLN:O	7:AG:110:GLN:HG3	2.16	0.45
15:AO:24:SER:O	15:AO:28:GLN:HG3	2.15	0.45
22:B0:53:MET:HE3	22:B0:57:PHE:HD1	1.80	0.45
25:B3:8:LEU:HD12	25:B3:31:LEU:HA	1.98	0.45
25:B3:18:ASP:HB2	25:B3:49:LYS:CE	2.46	0.45
31:BA:995:C:N3	46:BU:57:PHE:CZ	2.85	0.45
31:BA:1049:C:O2	31:BA:1050:A:N7	2.49	0.45
31:BA:1158:C:C2'	31:BA:1159:U:H5'	2.46	0.45
31:BA:1599:C:OP1	49:BX:36:LYS:HA	2.15	0.45
31:BA:2409:G:H2'	31:BA:2410:G:O4'	2.15	0.45
31:BA:2632:A:O2'	34:BE:61:ARG:NH2	2.49	0.45
31:BA:2658:C:C5'	31:BA:2659:G:OP2	2.64	0.45
31:BA:2862:G:C5	31:BA:2863:C:C5	3.04	0.45
34:BE:56:PRO:O	34:BE:58:ARG:N	2.49	0.45
38:BI:10:GLU:O	38:BI:12:LEU:N	2.49	0.45
42:BQ:116:GLU:O	42:BQ:117:ALA:C	2.52	0.45
45:BT:57:PHE:O	45:BT:58:ASN:ND2	2.49	0.45
48:BW:37:ARG:HG2	48:BW:38:TYR:CE2	2.51	0.45
49:BX:60:ARG:HG2	49:BX:74:PRO:HD2	1.94	0.45
51:BZ:19:ARG:HG2	51:BZ:19:ARG:NH1	2.31	0.45
1:CA:272:C:H2'	1:CA:273:A:C8	2.51	0.45
1:CA:283:C:H2'	1:CA:284:G:O4'	2.16	0.45
1:CA:320:C:H2'	1:CA:321:A:O4'	2.16	0.45
1:CA:407:G:H4'	4:CD:115:ARG:O	2.16	0.45
1:CA:1079:G:O3'	5:CE:14:ARG:NH2	2.49	0.45
4:CD:108:LEU:HD12	4:CD:174:LEU:HD13	1.98	0.45
7:CG:152:ALA:O	7:CG:155:ARG:HG3	2.15	0.45
8:CH:20:TYR:CD1	8:CH:65:TYR:CD2	2.89	0.45
13:CM:13:LYS:O	13:CM:45:VAL:HG23	2.16	0.45
23:D1:94:LEU:HD22	23:D1:95:LEU:N	2.31	0.45
28:D6:18:ARG:HG3	28:D6:19:ARG:HG2	1.98	0.45
30:D8:35:GLN:HG2	31:DA:2420:C:OP1	2.16	0.45
31:DA:27:G:O2'	31:DA:28:A:OP2	2.30	0.45
31:DA:271(K):U:H2'	31:DA:271(M):G:N2	2.30	0.45
31:DA:869:G:C6	31:DA:870:A:N7	2.84	0.45
31:DA:874:G:N2	31:DA:904:C:C2	2.84	0.45
31:DA:1022:G:C5	31:DA:1140:C:C4	3.05	0.45
31:DA:1464:C:O2'	31:DA:1528:A:H1'	2.15	0.45
31:DA:1550:C:O2'	31:DA:1551:C:H5'	2.16	0.45
31:DA:1907:G:O2'	31:DA:1908:C:H5'	2.17	0.45
31:DA:2187:G:C5	31:DA:2188:C:C2	3.04	0.45

Continued on next page...

Continued from previous page...

Atom-1	Atom-2	Interatomic distance (Å)	Clash overlap (Å)
31:DA:2478:A:H2'	31:DA:2479:G:H5'	1.98	0.45
31:DA:2664:G:C2'	31:DA:2665:A:O5'	2.65	0.45
31:DA:2733:A:C3'	31:DA:2734:A:H5''	2.46	0.45
31:DA:2864:G:H2'	31:DA:2865:U:O4'	2.16	0.45
33:DD:33:LEU:HB2	33:DD:34:VAL:H	1.67	0.45
33:DD:75:ILE:CG2	33:DD:99:ASP:HB2	2.43	0.45
33:DD:85:ASP:OD2	33:DD:88:ARG:HD2	2.16	0.45
33:DD:228:PRO:HD3	33:DD:235:GLY:CA	2.42	0.45
34:DE:51:PHE:CD1	34:DE:52:LEU:N	2.84	0.45
35:DF:160:ASN:HD21	35:DF:162:LEU:HB2	1.81	0.45
38:DI:88:ILE:HG12	38:DI:122:GLU:N	2.30	0.45
39:DN:57:ALA:O	39:DN:58:ASP:O	2.34	0.45
40:DO:35:VAL:HA	40:DO:62:VAL:CG1	2.42	0.45
41:DP:48:PRO:HG2	41:DP:49:ARG:H	1.81	0.45
41:DP:100:LEU:HD12	41:DP:100:LEU:HA	1.67	0.45
43:DR:9:LYS:C	43:DR:10:LEU:HG	2.37	0.45
43:DR:113:LEU:HA	43:DR:113:LEU:HD12	1.67	0.45
46:DU:28:ARG:HD3	46:DU:38:THR:OG1	2.16	0.45
47:DV:17:GLY:O	47:DV:18:LEU:HB3	2.16	0.45
49:DX:83:VAL:O	49:DX:83:VAL:HG23	2.16	0.45
1:AA:60:A:C4'	1:AA:61:G:O5'	2.64	0.45
1:AA:114:U:O2'	1:AA:115:G:H5'	2.16	0.45
1:AA:132:C:H2'	1:AA:133:U:H6	1.81	0.45
1:AA:166:G:O2'	1:AA:167:G:H5'	2.16	0.45
1:AA:586:C:H2'	1:AA:587:G:H5'	1.98	0.45
1:AA:716:A:C2'	1:AA:717:C:O5'	2.64	0.45
1:AA:1255:G:HO2'	1:AA:1258:G:HO2'	1.64	0.45
1:AA:1350:A:H2'	1:AA:1351:U:C6	2.52	0.45
1:AA:1442(A):G:C3'	1:AA:1442(B):A:C5'	2.85	0.45
2:AB:54:THR:HG21	2:AB:201:ILE:HD11	1.98	0.45
6:AF:46:ARG:NH1	18:AR:37:VAL:HG21	2.27	0.45
8:AH:51:VAL:O	8:AH:52:ASP:HB2	2.16	0.45
11:AK:52:GLY:H	11:AK:55:LYS:HG3	1.81	0.45
11:AK:102:GLY:C	11:AK:103:LEU:HD22	2.36	0.45
11:AK:111:ASP:HA	18:AR:84:LYS:CE	2.44	0.45
16:AP:21:VAL:O	16:AP:33:ILE:HB	2.16	0.45
16:AP:49:LEU:HG	16:AP:50:LYS:N	2.31	0.45
18:AR:74:ARG:HG3	18:AR:79:LEU:HB3	1.98	0.45
27:B5:28:PRO:HD2	48:BW:35:ILE:HG23	1.98	0.45
29:B7:39:ARG:HD3	31:BA:458:G:O2'	2.17	0.45
29:B7:46:VAL:HB	29:B7:48:LYS:NZ	2.31	0.45

Continued on next page...

Continued from previous page...

Atom-1	Atom-2	Interatomic distance (Å)	Clash overlap (Å)
31:BA:128:C:H4'	31:BA:129:C:OP1	2.17	0.45
31:BA:250:G:C6	31:BA:251:A:C6	3.05	0.45
31:BA:536:A:H2'	31:BA:537:C:H6	1.78	0.45
31:BA:547:A:HO2'	31:BA:548:A:P	2.40	0.45
31:BA:675:A:C8	31:BA:804:A:N1	2.84	0.45
31:BA:1178:C:C5	31:BA:1179:C:H5	2.34	0.45
31:BA:1213:A:O2'	31:BA:1214:A:H5'	2.16	0.45
31:BA:1475:G:H5'	31:BA:1476:C:OP2	2.16	0.45
31:BA:1862:G:C2'	31:BA:1863:G:O5'	2.64	0.45
32:BB:31:C:O2	32:BB:52:A:H2	1.99	0.45
35:BF:84:VAL:C	35:BF:86:GLY:N	2.68	0.45
36:BG:29:TRP:C	36:BG:31:VAL:N	2.69	0.45
36:BG:45:GLU:HG2	36:BG:47:LYS:H	1.80	0.45
37:BH:158:HIS:CE1	37:BH:169:VAL:O	2.69	0.45
39:BN:78:TYR:CD1	39:BN:79:PRO:CG	3.00	0.45
39:BN:108:PRO:O	39:BN:113:GLY:HA3	2.17	0.45
41:BP:115:LEU:HA	41:BP:134:ALA:CB	2.46	0.45
42:BQ:141:GLN:O	51:BZ:70:LEU:HD13	2.15	0.45
44:BS:29:PHE:H	44:BS:89:ARG:CG	2.29	0.45
45:BT:80:SER:CB	45:BT:81:PRO:HD3	2.47	0.45
45:BT:82:LEU:N	45:BT:82:LEU:CD1	2.79	0.45
48:BW:31:GLU:O	48:BW:35:ILE:HG13	2.17	0.45
49:BX:23:GLU:CG	49:BX:24:GLY:H	2.29	0.45
1:CA:90:U:H6	1:CA:90:U:H3'	1.82	0.45
1:CA:297:G:H4'	1:CA:557:G:H4'	1.98	0.45
1:CA:375:U:C4	1:CA:376:G:N7	2.84	0.45
1:CA:505:G:C5	1:CA:535:A:C2	3.04	0.45
1:CA:594:G:O2'	1:CA:595:G:H5'	2.16	0.45
1:CA:883:C:C2'	1:CA:884:U:H5'	2.46	0.45
1:CA:951:G:OP2	13:CM:102:ARG:NH2	2.50	0.45
2:CB:15:VAL:C	2:CB:16:HIS:CG	2.90	0.45
4:CD:102:ASP:HB3	4:CD:136:PRO:HA	1.98	0.45
22:D0:50:ASN:C	22:D0:62:LEU:HB2	2.36	0.45
25:D3:54:VAL:CG1	25:D3:55:ARG:H	2.27	0.45
27:D5:19:ARG:NH2	31:DA:1264:G:OP1	2.44	0.45
31:DA:2086:U:H2'	31:DA:2087:G:C8	2.51	0.45
31:DA:2305:A:C5'	36:DG:134:GLY:HA3	2.30	0.45
31:DA:2680:C:OP2	34:DE:111:ARG:NH2	2.49	0.45
33:DD:6:PHE:N	33:DD:6:PHE:CD1	2.84	0.45
33:DD:53:PHE:HD1	33:DD:219:PRO:O	1.98	0.45
33:DD:106:ILE:HD13	33:DD:106:ILE:C	2.36	0.45

Continued on next page...

Continued from previous page...

Atom-1	Atom-2	Interatomic distance (Å)	Clash overlap (Å)
33:DD:143:HIS:HD2	33:DD:144:ALA:CB	2.28	0.45
34:DE:23:VAL:HA	34:DE:184:VAL:O	2.16	0.45
34:DE:51:PHE:H	34:DE:74:PRO:CB	2.29	0.45
36:DG:45:GLU:HB2	36:DG:47:LYS:CD	2.47	0.45
37:DH:111:HIS:CG	37:DH:112:PRO:HD2	2.51	0.45
41:DP:115:LEU:HA	41:DP:134:ALA:CB	2.45	0.45
41:DP:146:VAL:HG13	41:DP:147:LEU:N	2.29	0.45
42:DQ:26:TYR:CE1	42:DQ:28:ALA:HB2	2.51	0.45
42:DQ:75:THR:HG21	42:DQ:85:LYS:HE3	1.98	0.45
43:DR:71:GLN:NE2	43:DR:71:GLN:HA	2.31	0.45
46:DU:90:VAL:HG12	46:DU:91:ASP:N	2.25	0.45
46:DU:91:ASP:O	46:DU:92:ARG:O	2.34	0.45
47:DV:25:LEU:N	47:DV:94:LEU:HD13	2.30	0.45
48:DW:45:TYR:CZ	48:DW:49:LYS:HE3	2.51	0.45
49:DX:72:LYS:HB2	49:DX:74:PRO:HD3	1.96	0.45
1:AA:538:G:OP2	12:AL:115:LYS:CG	2.63	0.45
1:AA:577:G:H1'	1:AA:816:A:C4	2.51	0.45
1:AA:602:A:C2	1:AA:603:U:C2	3.05	0.45
1:AA:617:G:C2	1:AA:618:C:C5	3.04	0.45
1:AA:659:U:C2	1:AA:660:G:C8	3.04	0.45
1:AA:976:G:P	14:AN:32:SER:H	2.38	0.45
1:AA:1199:U:H4'	10:AJ:54:PHE:CE2	2.50	0.45
1:AA:1494:G:N2	31:BA:1912:A:C2	2.84	0.45
2:AB:30:ARG:HG3	2:AB:31:TYR:CE2	2.52	0.45
4:AD:11:LEU:C	4:AD:13:ARG:N	2.64	0.45
5:AE:41:VAL:HG13	5:AE:113:ALA:HA	1.99	0.45
6:AF:3:ARG:HD3	6:AF:64:GLN:OE1	2.15	0.45
18:AR:22:VAL:O	18:AR:22:VAL:HG12	2.17	0.45
20:AT:30:LYS:HA	20:AT:30:LYS:HD2	1.73	0.45
20:AT:81:LYS:C	20:AT:83:ARG:N	2.69	0.45
23:B1:18:ILE:HD12	23:B1:18:ILE:N	2.31	0.45
24:B2:48:HIS:O	24:B2:49:LYS:HD3	2.15	0.45
24:B2:57:ILE:O	24:B2:57:ILE:HG23	2.16	0.45
28:B6:26:ASN:ND2	28:B6:32:ASN:ND2	2.65	0.45
31:BA:271(N):U:C6	31:BA:271(N):U:OP1	2.69	0.45
31:BA:362:U:H6	31:BA:362:U:H3'	1.82	0.45
31:BA:675:A:C8	31:BA:804:A:C6	3.03	0.45
31:BA:869:G:C6	31:BA:870:A:N7	2.85	0.45
31:BA:940:G:H2'	31:BA:941:A:O4'	2.17	0.45
31:BA:1241:A:C2'	31:BA:1242:A:O5'	2.64	0.45
31:BA:1299:G:H5''	31:BA:1300:U:P	2.57	0.45

Continued on next page...

Continued from previous page...

Atom-1	Atom-2	Interatomic distance (Å)	Clash overlap (Å)
31:BA:2406:U:O5'	31:BA:2406:U:H2'	2.16	0.45
31:BA:2492:U:H2'	31:BA:2493:U:C6	2.52	0.45
31:BA:2663:G:C5	31:BA:2664:G:C5	3.05	0.45
31:BA:2830:G:N3	31:BA:2883:A:H2	2.15	0.45
33:BD:71:ASP:CB	33:BD:103:ARG:NH2	2.79	0.45
33:BD:246:PRO:O	33:BD:254:THR:HG22	2.16	0.45
34:BE:153:GLY:O	34:BE:154:LYS:C	2.54	0.45
36:BG:115:ARG:HB2	36:BG:116:ASP:H	1.59	0.45
38:BI:73:GLU:OE1	38:BI:137:PRO:HD2	2.16	0.45
42:BQ:35:VAL:CG1	42:BQ:130:LYS:HB3	2.42	0.45
43:BR:20:LEU:O	43:BR:21:TYR:C	2.55	0.45
47:BV:25:LEU:C	47:BV:27:ALA:N	2.68	0.45
47:BV:50:PRO:C	47:BV:51:VAL:HG23	2.36	0.45
1:CA:159:G:N3	1:CA:161:A:OP2	2.50	0.45
1:CA:303:A:C5	1:CA:304:U:C5	3.05	0.45
1:CA:626:U:C2	1:CA:627:G:N7	2.85	0.45
1:CA:747:C:C5	1:CA:748:C:C4	3.04	0.45
1:CA:930:C:C2'	1:CA:931:C:H5'	2.46	0.45
1:CA:1034:G:N2	1:CA:1035:A:N6	2.64	0.45
1:CA:1118:C:H42	1:CA:1155:G:H1	1.64	0.45
1:CA:1413:A:C2	1:CA:1414:U:C2	3.05	0.45
2:CB:91:PRO:N	2:CB:154:LEU:HD12	2.32	0.45
6:CF:60:PHE:C	6:CF:61:LEU:HD12	2.36	0.45
6:CF:75:LEU:CD2	6:CF:79:LEU:HD21	2.47	0.45
10:CJ:39:PRO:CB	10:CJ:70:ARG:HH12	2.29	0.45
11:CK:41:THR:HG22	11:CK:42:TRP:N	2.31	0.45
18:CR:31:LEU:H	18:CR:31:LEU:CD2	2.24	0.45
18:CR:45:SER:HB3	18:CR:51:LEU:HD21	1.98	0.45
20:CT:82:SER:O	20:CT:86:ARG:CB	2.64	0.45
22:D0:27:GLU:HG3	22:D0:68:GLU:HA	1.98	0.45
28:D6:46:HIS:ND1	31:DA:2371:G:O2'	2.48	0.45
31:DA:154:G:O6	31:DA:172:C:N4	2.49	0.45
31:DA:253:C:C2'	31:DA:254:G:H5'	2.46	0.45
31:DA:280:C:C2'	31:DA:281:G:O5'	2.64	0.45
31:DA:494:G:C8	31:DA:494:G:C5'	3.00	0.45
31:DA:701:G:N2	31:DA:732:C:C2	2.84	0.45
31:DA:705:A:C2	31:DA:706:A:C4	3.03	0.45
31:DA:775:G:C4	31:DA:794:G:C8	3.04	0.45
31:DA:879:G:O6	31:DA:899:A:C2	2.69	0.45
31:DA:1132:A:H1'	39:DN:73:THR:HG21	1.99	0.45
31:DA:1276:A:C2	31:DA:1277:G:C8	3.04	0.45

Continued on next page...

Continued from previous page...

Atom-1	Atom-2	Interatomic distance (Å)	Clash overlap (Å)
31:DA:2025:C:H2'	31:DA:2026:C:C6	2.51	0.45
31:DA:2660:A:H5'	31:DA:2661:G:N3	2.32	0.45
33:DD:70:TRP:CZ2	33:DD:150:LYS:HD3	2.52	0.45
35:DF:53:THR:CG2	35:DF:56:GLU:H	2.28	0.45
36:DG:28:VAL:O	36:DG:31:VAL:HB	2.17	0.45
36:DG:37:VAL:HG23	36:DG:99:MET:HG3	1.98	0.45
37:DH:54:ARG:N	37:DH:65:HIS:HD2	2.14	0.45
39:DN:72:TYR:HE1	39:DN:87:LEU:HD23	1.81	0.45
41:DP:17:LYS:O	41:DP:19:VAL:HG23	2.16	0.45
41:DP:32:THR:HG21	41:DP:37:GLY:HA2	1.98	0.45
42:DQ:104:PHE:CE1	42:DQ:125:LEU:HD11	2.43	0.45
43:DR:13:HIS:O	43:DR:14:SER:C	2.54	0.45
44:DS:28:VAL:CG1	44:DS:29:PHE:N	2.79	0.45
44:DS:34:HIS:ND1	44:DS:54:LEU:HB2	2.31	0.45
44:DS:41:ASP:HB3	44:DS:48:LEU:HD11	1.98	0.45
45:DT:27:THR:OG1	45:DT:28:VAL:N	2.49	0.45
46:DU:31:SER:C	46:DU:33:ARG:H	2.19	0.45
47:DV:5:VAL:HB	47:DV:60:GLU:OE1	2.16	0.45
50:DY:99:CYS:SG	50:DY:99:CYS:O	2.74	0.45
1:AA:382:A:H2'	1:AA:383:A:H8	1.80	0.45
1:AA:1025:U:O2'	1:AA:1026:G:H8	1.99	0.45
1:AA:1277:C:H2'	1:AA:1278:U:H5'	1.98	0.45
1:AA:1381:U:C2'	1:AA:1382:C:H5'	2.47	0.45
2:AB:22:LYS:HZ3	2:AB:40:HIS:HE1	1.64	0.45
3:AC:11:ARG:O	3:AC:12:LEU:C	2.53	0.45
3:AC:66:VAL:HG11	3:AC:91:LEU:CD1	2.46	0.45
10:AJ:22:LYS:O	10:AJ:22:LYS:HD2	2.16	0.45
16:AP:43:LYS:CG	16:AP:48:TRP:CE3	2.99	0.45
29:B7:35:ARG:HD3	31:BA:54:G:O2'	2.16	0.45
31:BA:343:C:C2'	31:BA:344:G:H5'	2.46	0.45
31:BA:513:A:C2	31:BA:514:A:C4	3.04	0.45
31:BA:536:A:C2'	31:BA:537:C:O5'	2.65	0.45
31:BA:892:G:C8	31:BA:893:C:C4	3.04	0.45
31:BA:1117:G:H2'	31:BA:1118:C:O4'	2.16	0.45
31:BA:1130:U:O2	31:BA:2025:C:H5''	2.17	0.45
31:BA:1187:G:H8	31:BA:1187:G:O5'	1.98	0.45
31:BA:1449:A:O3'	31:BA:1530:C:N4	2.50	0.45
31:BA:1497:U:O2	31:BA:1497:U:H2'	2.15	0.45
31:BA:1503:U:C6	31:BA:1504:C:H5	2.35	0.45
31:BA:1512:U:O2'	31:BA:1513:C:H5'	2.17	0.45
31:BA:1549:C:H2'	31:BA:1550:C:H6	1.82	0.45

Continued on next page...

Continued from previous page...

Atom-1	Atom-2	Interatomic distance (Å)	Clash overlap (Å)
31:BA:1820:U:C2	33:BD:202:LYS:HB3	2.52	0.45
31:BA:1996:C:H4'	31:BA:1997:G:OP1	2.16	0.45
31:BA:2523:G:C2'	31:BA:2524:G:H5'	2.36	0.45
31:BA:2660:A:C5'	31:BA:2661:G:N3	2.80	0.45
31:BA:2682:U:C6	34:BE:11:MET:HE2	2.50	0.45
31:BA:2866:U:O4'	31:BA:2866:U:O2	2.33	0.45
34:BE:50:GLY:HA3	34:BE:74:PRO:HG3	1.99	0.45
34:BE:89:ASP:O	34:BE:90:THR:CB	2.65	0.45
36:BG:63:ILE:HD12	36:BG:63:ILE:O	2.16	0.45
36:BG:82:LEU:O	36:BG:83:ARG:HG3	2.16	0.45
41:BP:45:LEU:CD2	41:BP:46:LYS:N	2.80	0.45
44:BS:83:LYS:CE	44:BS:105:ALA:HB2	2.42	0.45
47:BV:18:LEU:O	47:BV:19:LYS:CB	2.65	0.45
49:BX:18:TYR:O	49:BX:19:ALA:C	2.55	0.45
50:BY:28:LYS:C	50:BY:38:ILE:HB	2.35	0.45
1:CA:356:A:H2'	1:CA:357:G:O5'	2.16	0.45
1:CA:357:G:C2	1:CA:358:U:C5	3.05	0.45
1:CA:945:G:H2'	1:CA:945:G:N3	2.31	0.45
1:CA:1070:U:C2	1:CA:1071:C:C5	3.04	0.45
1:CA:1163:C:C2	1:CA:1174:G:N2	2.84	0.45
1:CA:1320:C:H5'	19:CS:70:LYS:HG3	1.97	0.45
4:CD:171:GLY:HA2	4:CD:172:PRO:HD3	1.86	0.45
6:CF:3:ARG:HD3	6:CF:64:GLN:OE1	2.16	0.45
6:CF:23:LYS:HB3	6:CF:23:LYS:HE2	1.76	0.45
6:CF:39:LYS:O	6:CF:40:VAL:HB	2.17	0.45
23:D1:9:GLY:O	23:D1:10:LYS:HB3	2.16	0.45
24:D2:15:LYS:O	24:D2:16:LEU:HB2	2.12	0.45
24:D2:22:GLU:O	24:D2:23:LYS:C	2.55	0.45
24:D2:32:LEU:O	24:D2:32:LEU:HD12	2.16	0.45
28:D6:40:CYS:SG	28:D6:45:LYS:NZ	2.72	0.45
30:D8:32:LEU:H	30:D8:32:LEU:CD1	2.30	0.45
31:DA:142:A:H8	31:DA:1595:G:N2	2.10	0.45
31:DA:299:A:H5''	50:DY:84:ARG:HH21	1.81	0.45
31:DA:659:C:C6	31:DA:659:C:C4'	3.00	0.45
31:DA:893:C:C2'	31:DA:894:C:O5'	2.64	0.45
31:DA:1504:C:HO2'	31:DA:1505:C:C5'	2.26	0.45
31:DA:1794:U:H2'	31:DA:1795:C:C6	2.51	0.45
31:DA:1853:A:C6	31:DA:1889:A:C5	3.04	0.45
31:DA:2291:U:C5'	31:DA:2380:C:O2	2.65	0.45
31:DA:2473:U:O2	31:DA:2473:U:H2'	2.17	0.45
31:DA:2702:U:OP1	31:DA:2702:U:O4'	2.34	0.45

Continued on next page...

Continued from previous page...

Atom-1	Atom-2	Interatomic distance (Å)	Clash overlap (Å)
31:DA:2734:A:H5'	31:DA:2734:A:C8	2.50	0.45
31:DA:2836:U:C4	31:DA:2883:A:N6	2.85	0.45
31:DA:2849:U:H4'	31:DA:2868:A:C2	2.51	0.45
34:DE:36:ARG:NH1	34:DE:85:ASN:HD21	2.15	0.45
36:DG:63:ILE:HD13	36:DG:141:PHE:CZ	2.50	0.45
40:DO:87:ILE:HD13	40:DO:87:ILE:HA	1.51	0.45
43:DR:13:HIS:CE1	43:DR:15:SER:OG	2.70	0.45
44:DS:13:ARG:HB2	44:DS:14:VAL:H	1.55	0.45
45:DT:82:LEU:HD12	45:DT:82:LEU:H	1.79	0.45
49:DX:36:LYS:C	49:DX:38:GLU:H	2.20	0.45
51:DZ:40:ASP:OD1	51:DZ:42:VAL:HG12	2.17	0.45
1:AA:90:U:H6	1:AA:90:U:H3'	1.82	0.45
1:AA:327:A:C6	1:AA:329:A:C5	3.04	0.45
1:AA:328:C:H4'	1:AA:329:A:H5'	1.98	0.45
1:AA:600:C:H2'	1:AA:601:C:H6	1.77	0.45
1:AA:658:G:C5	1:AA:659:U:C5	3.05	0.45
1:AA:681:C:C2	1:AA:710:G:N2	2.84	0.45
1:AA:797:C:O2'	1:AA:798:G:H5'	2.16	0.45
1:AA:950:U:H2'	1:AA:951:G:C8	2.51	0.45
1:AA:954:G:N2	1:AA:1227:A:H62	1.99	0.45
1:AA:1098:C:C4	1:AA:1099:G:C8	3.05	0.45
1:AA:1188:A:H2'	1:AA:1189:C:H5'	1.99	0.45
2:AB:44:LEU:O	2:AB:47:THR:HB	2.16	0.45
3:AC:134:ILE:HG22	3:AC:168:ALA:HB3	1.98	0.45
4:AD:8:VAL:O	4:AD:10:ARG:N	2.48	0.45
4:AD:127:THR:OG1	4:AD:128:VAL:N	2.48	0.45
5:AE:137:GLU:O	5:AE:141:GLN:HG3	2.14	0.45
10:AJ:29:ARG:HH22	10:AJ:84:GLN:HG2	1.81	0.45
12:AL:105:TYR:C	12:AL:107:ALA:H	2.20	0.45
17:AQ:18:THR:CG2	17:AQ:69:LYS:HE3	2.44	0.45
19:AS:19:VAL:O	19:AS:19:VAL:HG12	2.16	0.45
22:B0:19:LYS:NZ	31:BA:2262:U:P	2.90	0.45
23:B1:30:VAL:O	23:B1:30:VAL:CG1	2.63	0.45
23:B1:87:PRO:CG	23:B1:88:LYS:H	2.29	0.45
27:B5:46:CYS:SG	27:B5:47:PRO:CG	3.04	0.45
31:BA:221:A:H4'	31:BA:222:A:O5'	2.12	0.45
31:BA:287:C:H42	31:BA:354:G:H1	1.64	0.45
31:BA:389:G:H1	41:BP:71:VAL:H	1.64	0.45
31:BA:414:C:H2'	31:BA:415:A:C8	2.50	0.45
31:BA:576:U:H2'	31:BA:577:G:C8	2.51	0.45
31:BA:684:G:N1	31:BA:774:A:C2	2.84	0.45

Continued on next page...

Continued from previous page...

Atom-1	Atom-2	Interatomic distance (Å)	Clash overlap (Å)
31:BA:995:C:N3	39:BN:4:TYR:HE1	2.15	0.45
31:BA:1147:C:C2'	31:BA:1148:A:O5'	2.65	0.45
31:BA:1319:G:C6	31:BA:1320:C:N4	2.84	0.45
31:BA:1503:U:C6	31:BA:1504:C:C5	3.03	0.45
31:BA:1563:G:H2'	31:BA:1564:C:H6	1.80	0.45
31:BA:1670:C:O2	34:BE:129:HIS:CE1	2.64	0.45
31:BA:1851:U:C2'	31:BA:1852:C:H5'	2.47	0.45
31:BA:2010:G:H5''	48:BW:42:ARG:HB2	1.99	0.45
31:BA:2731:G:C6	31:BA:2732:G:O6	2.70	0.45
31:BA:2843:G:C2'	31:BA:2844:G:O5'	2.65	0.45
32:BB:40:U:H1'	32:BB:45:A:N6	2.32	0.45
32:BB:60:C:C2	32:BB:61:G:C8	3.05	0.45
33:BD:228:PRO:HD2	33:BD:235:GLY:HA3	1.98	0.45
33:BD:246:PRO:HB2	33:BD:255:LYS:HG3	1.97	0.45
33:BD:248:SER:C	33:BD:250:TRP:N	2.69	0.45
34:BE:105:THR:HG22	34:BE:106:GLY:N	2.32	0.45
36:BG:7:LEU:HD23	36:BG:176:LEU:HD22	1.98	0.45
39:BN:58:ASP:C	39:BN:60:ILE:H	2.19	0.45
39:BN:95:PRO:HD2	39:BN:96:GLU:OE2	2.17	0.45
43:BR:56:LYS:HD2	43:BR:88:ARG:H	1.80	0.45
44:BS:25:ARG:HH11	44:BS:25:ARG:CB	2.29	0.45
49:BX:53:LYS:N	49:BX:80:ILE:HG22	2.32	0.45
50:BY:37:VAL:HG21	50:BY:67:LEU:HD23	1.99	0.45
50:BY:66:PRO:O	50:BY:67:LEU:HB3	2.17	0.45
1:CA:327:A:C2	1:CA:329:A:C4	3.04	0.45
1:CA:769:G:H4'	1:CA:1513:A:H4'	1.98	0.45
1:CA:831:U:O2'	1:CA:832:C:H5'	2.17	0.45
1:CA:1064:G:H5'	1:CA:1066:C:H1'	1.98	0.45
1:CA:1142:G:H2'	1:CA:1143:G:O4'	2.16	0.45
1:CA:1199:U:H4'	10:CJ:54:PHE:CE2	2.52	0.45
1:CA:1202:G:H2'	1:CA:1203:C:O4'	2.16	0.45
1:CA:1248:A:H2'	1:CA:1249:C:H5'	1.99	0.45
1:CA:1452:C:H4'	1:CA:1456:G:O5'	2.16	0.45
8:CH:51:VAL:O	8:CH:52:ASP:HB2	2.16	0.45
17:CQ:22:LEU:HD11	17:CQ:39:SER:HB2	1.97	0.45
23:D1:34:THR:HG21	31:DA:387:U:O3'	2.15	0.45
29:D7:43:THR:HG23	29:D7:44:PRO:CD	2.46	0.45
30:D8:3:LYS:HE3	31:DA:242:G:O5'	2.17	0.45
31:DA:69:C:O2	31:DA:73:A:O2'	2.33	0.45
31:DA:83:G:N1	31:DA:102:G:H2'	2.24	0.45
31:DA:855:G:C6	31:DA:856:C:N4	2.85	0.45

Continued on next page...

Continued from previous page...

Atom-1	Atom-2	Interatomic distance (Å)	Clash overlap (Å)
31:DA:972:G:C6	31:DA:973:A:C6	3.04	0.45
31:DA:1496:A:H8	31:DA:1577:C:O2'	2.00	0.45
31:DA:1649:G:C6	31:DA:2009:G:C6	3.04	0.45
31:DA:1826:G:H2'	31:DA:1827:C:H6	1.81	0.45
31:DA:1890:A:H2'	31:DA:1891:G:H5'	1.97	0.45
31:DA:1905:C:H2'	31:DA:1905:C:O2	2.16	0.45
31:DA:2590:A:OP2	33:DD:238:GLY:O	2.34	0.45
31:DA:2660:A:C2	31:DA:2661:G:H4'	2.52	0.45
31:DA:2876:G:H4'	45:DT:3:ARG:CD	2.45	0.45
33:DD:222:ARG:O	33:DD:225:ALA:HB3	2.16	0.45
34:DE:37:ARG:HD3	34:DE:44:TYR:CE2	2.52	0.45
34:DE:82:ARG:HA	34:DE:82:ARG:HD3	1.77	0.45
35:DF:66:PRO:O	35:DF:67:GLN:CB	2.64	0.45
36:DG:19:LEU:HG	36:DG:175:LEU:HD12	1.98	0.45
38:DI:25:TYR:CE1	38:DI:30:LEU:HD21	2.52	0.45
38:DI:133:HIS:ND1	38:DI:134:PRO:CD	2.79	0.45
42:DQ:20:ALA:C	42:DQ:22:LYS:N	2.70	0.45
47:DV:50:PRO:C	47:DV:51:VAL:HG23	2.36	0.45
1:AA:101:A:C2'	1:AA:102:G:H5'	2.46	0.45
1:AA:265:G:H4'	17:AQ:66:SER:HA	1.98	0.45
1:AA:321:A:C2	1:AA:333:G:C2	3.04	0.45
1:AA:544:G:H2'	1:AA:545:C:C6	2.52	0.45
1:AA:736:C:H2'	1:AA:737:A:C8	2.51	0.45
1:AA:781:A:C3'	1:AA:782:A:H5'	2.47	0.45
1:AA:1259:C:HO2'	1:AA:1284:C:C1'	2.29	0.45
4:AD:12:CYS:SG	4:AD:19:LEU:O	2.74	0.45
13:AM:32:GLU:OE2	13:AM:64:TRP:CH2	2.70	0.45
13:AM:68:GLY:O	13:AM:70:LEU:N	2.50	0.45
15:AO:43:LEU:CD1	15:AO:56:LEU:HD22	2.47	0.45
24:B2:17:SER:O	24:B2:20:GLU:HB2	2.16	0.45
24:B2:25:VAL:C	24:B2:27:GLU:H	2.20	0.45
29:B7:15:THR:HG22	29:B7:16:HIS:CG	2.51	0.45
31:BA:343:C:H2'	31:BA:344:G:H5'	1.97	0.45
31:BA:706:A:H2'	31:BA:707:G:O4'	2.17	0.45
31:BA:776:G:C8	31:BA:793:A:C2	3.04	0.45
31:BA:806:C:OP2	41:BP:39:LYS:CG	2.64	0.45
31:BA:1225:G:H8	31:BA:1225:G:O5'	2.00	0.45
31:BA:1531:C:H5''	31:BA:1532:C:H6	1.82	0.45
31:BA:1649:G:C2'	31:BA:1650:G:H5'	2.47	0.45
31:BA:2756:U:C4'	31:BA:2757:A:OP1	2.59	0.45
31:BA:2787:C:O2	34:BE:61:ARG:NH1	2.50	0.45

Continued on next page...

Continued from previous page...

Atom-1	Atom-2	Interatomic distance (Å)	Clash overlap (Å)
31:BA:2884:U:C5	31:BA:2885:C:C5	3.05	0.45
32:BB:52:A:O2'	32:BB:53:A:C8	2.66	0.45
33:BD:35:LYS:HE3	33:BD:63:ARG:O	2.16	0.45
33:BD:148:GLU:HB2	33:BD:151:LYS:HD2	1.99	0.45
34:BE:82:ARG:HA	34:BE:82:ARG:HD3	1.80	0.45
34:BE:120:TRP:O	34:BE:121:ASN:HB2	2.15	0.45
35:BF:78:ILE:HD13	35:BF:78:ILE:H	1.80	0.45
36:BG:15:VAL:HG13	36:BG:175:LEU:CD1	2.47	0.45
36:BG:39:ILE:HG23	36:BG:92:VAL:CG1	2.46	0.45
40:BO:3:GLN:CB	40:BO:4:PRO:HD2	2.47	0.45
40:BO:106:LEU:HA	40:BO:106:LEU:HD23	1.47	0.45
42:BQ:8:LYS:HG3	42:BQ:9:TYR:H	1.80	0.45
44:BS:69:VAL:HG13	44:BS:70:GLY:H	1.82	0.45
46:BU:52:ARG:HD3	46:BU:52:ARG:HA	1.61	0.45
47:BV:2:PHE:HB3	47:BV:42:GLY:HA3	1.97	0.45
47:BV:25:LEU:O	47:BV:27:ALA:N	2.49	0.45
50:BY:6:HIS:N	50:BY:6:HIS:ND1	2.64	0.45
50:BY:75:ILE:HA	50:BY:75:ILE:HD13	1.52	0.45
51:BZ:54:HIS:HE1	51:BZ:123:ASP:OD2	1.99	0.45
1:CA:25:C:H5''	1:CA:524:G:H1'	1.99	0.45
1:CA:159:G:C4	1:CA:161:A:OP2	2.69	0.45
1:CA:414:A:H2'	1:CA:415:A:C8	2.52	0.45
4:CD:127:THR:HB	4:CD:132:ARG:HA	1.98	0.45
4:CD:189:PRO:HB2	4:CD:194:LEU:CD2	2.38	0.45
8:CH:17:THR:O	8:CH:20:TYR:N	2.48	0.45
8:CH:80:ILE:O	8:CH:80:ILE:HG22	2.16	0.45
11:CK:102:GLY:O	11:CK:103:LEU:HD13	2.17	0.45
12:CL:82:VAL:H	12:CL:106:ASP:HB2	1.81	0.45
16:CP:9:PHE:CD2	16:CP:18:ARG:HB2	2.52	0.45
20:CT:26:ASN:HA	20:CT:29:LYS:HG2	1.98	0.45
27:D5:16:ARG:HG2	27:D5:16:ARG:NH1	2.07	0.45
27:D5:25:LEU:HD11	48:DW:19:LEU:HB3	1.98	0.45
31:DA:190:A:H2	31:DA:679:C:O2	1.99	0.45
31:DA:236:C:H2'	31:DA:237:C:H6	1.80	0.45
31:DA:271(S):G:C4	31:DA:271(T):C:C6	3.04	0.45
31:DA:307:G:H21	31:DA:330:A:H62	1.65	0.45
31:DA:547:A:H2'	31:DA:547:A:N3	2.32	0.45
31:DA:637:A:OP2	41:DP:115:LEU:HB2	2.15	0.45
31:DA:682:G:N2	31:DA:796:C:C2	2.85	0.45
31:DA:945:A:C4	31:DA:2448:A:C2	3.05	0.45
31:DA:1268:A:C6	31:DA:2013:A:C8	3.04	0.45

Continued on next page...

Continued from previous page...

Atom-1	Atom-2	Interatomic distance (Å)	Clash overlap (Å)
31:DA:1321:A:H2'	31:DA:1322:A:O4'	2.17	0.45
31:DA:1862:G:H2'	31:DA:1863:G:O5'	2.17	0.45
31:DA:2190:G:C2'	31:DA:2191:G:H5'	2.47	0.45
31:DA:2584:U:C2'	31:DA:2585:U:H5'	2.47	0.45
31:DA:2658:C:C5'	31:DA:2659:G:OP2	2.64	0.45
33:DD:25:THR:HG21	33:DD:81:ALA:CA	2.47	0.45
33:DD:31:LYS:O	33:DD:32:SER:O	2.34	0.45
36:DG:106:LEU:HA	36:DG:110:ALA:HB3	1.99	0.45
37:DH:70:THR:O	37:DH:71:LEU:C	2.55	0.45
38:DI:120:ILE:HG22	38:DI:122:GLU:H	1.81	0.45
38:DI:129:THR:HG22	38:DI:130:TYR:N	2.32	0.45
41:DP:125:VAL:O	41:DP:145:PRO:HD2	2.16	0.45
43:DR:71:GLN:HE21	43:DR:71:GLN:HA	1.80	0.45
44:DS:93:LYS:HG3	44:DS:93:LYS:O	2.17	0.45
47:DV:2:PHE:HB3	47:DV:42:GLY:HA3	1.97	0.45
48:DW:23:LEU:O	48:DW:27:LYS:HD2	2.16	0.45
49:DX:60:ARG:HG2	49:DX:74:PRO:HD2	1.93	0.45
1:AA:219:C:C5	1:AA:220:G:C8	3.05	0.45
1:AA:297:G:H4'	1:AA:557:G:H4'	1.98	0.45
1:AA:658:G:O2'	1:AA:659:U:H5'	2.17	0.45
1:AA:791:G:C5	1:AA:792:A:N7	2.84	0.45
1:AA:1125:U:C2'	1:AA:1126:U:OP2	2.65	0.45
1:AA:1138:G:H3'	1:AA:1138:G:N3	2.32	0.45
1:AA:1423:G:H2'	1:AA:1424:C:O4'	2.16	0.45
1:AA:1442(A):G:N7	45:BT:118:ARG:HD2	2.31	0.45
4:AD:65:ARG:HG3	4:AD:75:PHE:CD1	2.52	0.45
8:AH:8:ASP:O	8:AH:9:MET:C	2.55	0.45
10:AJ:7:LYS:O	10:AJ:96:ILE:HA	2.17	0.45
18:AR:53:ARG:C	18:AR:55:ARG:N	2.69	0.45
20:AT:81:LYS:O	20:AT:83:ARG:N	2.50	0.45
23:B1:54:ALA:CB	23:B1:56:GLN:O	2.65	0.45
24:B2:39:ALA:O	24:B2:40:SER:C	2.54	0.45
25:B3:46:ASN:O	25:B3:50:VAL:HG22	2.16	0.45
28:B6:39:TYR:HE1	31:BA:2347:C:HO2'	1.63	0.45
31:BA:547:A:C8	31:BA:549:G:C6	3.03	0.45
31:BA:672:C:C2	31:BA:673:C:C5	3.05	0.45
31:BA:729:G:C5	33:BD:208:LYS:HB2	2.52	0.45
31:BA:1394:U:C4	31:BA:1395:A:C5	3.05	0.45
31:BA:1568:G:H21	33:BD:58:HIS:CE1	2.31	0.45
31:BA:1682:G:H2'	31:BA:1683:C:C6	2.52	0.45
31:BA:1742:G:C8	31:BA:1742:G:C3'	2.99	0.45

Continued on next page...

Continued from previous page...

Atom-1	Atom-2	Interatomic distance (Å)	Clash overlap (Å)
31:BA:1857:G:N2	31:BA:1886:C:N4	2.65	0.45
31:BA:1985:G:O2'	31:BA:1986:A:H5'	2.16	0.45
31:BA:1987:G:C8	31:BA:1987:G:C5'	2.99	0.45
31:BA:2637:U:O2'	31:BA:2638:G:H5'	2.17	0.45
31:BA:2642:G:C2	31:BA:2773:C:C2	3.05	0.45
31:BA:2762:G:H2'	31:BA:2763:G:H5'	1.99	0.45
34:BE:51:PHE:H	34:BE:74:PRO:CB	2.30	0.45
35:BF:18:ARG:CG	35:BF:19:GLU:N	2.78	0.45
39:BN:1:MET:CB	47:BV:20:LEU:HD22	2.28	0.45
46:BU:6:THR:HG21	46:BU:10:ARG:CZ	2.46	0.45
49:BX:12:VAL:HG11	49:BX:27:THR:HG23	1.98	0.45
49:BX:29:TRP:CE3	49:BX:76:ARG:HB3	2.51	0.45
1:CA:59:A:H1'	1:CA:354:G:N2	2.32	0.45
1:CA:293:G:C6	1:CA:294:U:C4	3.04	0.45
1:CA:406:G:H5'	4:CD:5:ILE:HD13	1.97	0.45
1:CA:561:U:HO2'	1:CA:562:C:P	2.40	0.45
1:CA:665:A:N6	1:CA:725:G:O6	2.49	0.45
1:CA:1159:U:C5	1:CA:1182:G:C4	3.05	0.45
1:CA:1250:A:H4'	9:CI:68:GLY:H	1.81	0.45
2:CB:238:LEU:HD23	2:CB:238:LEU:H	1.82	0.45
3:CC:124:ILE:HD11	3:CC:130:VAL:HG13	1.97	0.45
4:CD:79:PHE:CD2	4:CD:79:PHE:C	2.90	0.45
4:CD:100:ARG:HH22	4:CD:118:ARG:HH22	1.64	0.45
4:CD:127:THR:OG1	4:CD:128:VAL:N	2.50	0.45
4:CD:138:TYR:HD2	4:CD:139:ARG:N	2.14	0.45
5:CE:6:PHE:HB2	5:CE:34:VAL:HG13	1.98	0.45
7:CG:145:ALA:O	7:CG:146:GLU:HB2	2.17	0.45
8:CH:21:LYS:O	8:CH:22:GLU:C	2.55	0.45
11:CK:52:GLY:H	11:CK:55:LYS:HG3	1.81	0.45
11:CK:84:VAL:HG11	11:CK:95:ILE:HD12	1.98	0.45
12:CL:93:LEU:O	12:CL:94:PRO:C	2.55	0.45
15:CO:43:LEU:CD1	15:CO:56:LEU:HD22	2.47	0.45
18:CR:47:THR:HB	18:CR:49:LYS:HG3	1.99	0.45
19:CS:16:LEU:O	19:CS:20:LEU:HB2	2.16	0.45
23:D1:19:GLN:CD	23:D1:44:PRO:CB	2.85	0.45
23:D1:89:GLU:O	23:D1:90:ILE:C	2.54	0.45
24:D2:30:ARG:HH11	24:D2:30:ARG:CG	2.30	0.45
26:D4:19:GLY:O	26:D4:21:VAL:N	2.48	0.45
31:DA:27:G:C2	31:DA:512:G:N3	2.85	0.45
31:DA:53:A:H61	31:DA:117:G:C2'	2.29	0.45
31:DA:729:G:C5	33:DD:208:LYS:HB2	2.51	0.45

Continued on next page...

Continued from previous page...

Atom-1	Atom-2	Interatomic distance (Å)	Clash overlap (Å)
31:DA:780:G:C2	31:DA:782:A:C2	3.05	0.45
31:DA:900:A:H2'	31:DA:900:A:N3	2.32	0.45
31:DA:933:A:H2'	31:DA:934:G:C5'	2.45	0.45
31:DA:995:C:N3	39:DN:4:TYR:HE1	2.15	0.45
31:DA:1525:G:H2'	31:DA:1526:G:H8	1.80	0.45
31:DA:1564:C:O2'	31:DA:1565:C:H5'	2.17	0.45
31:DA:1649:G:C2'	31:DA:1650:G:H5'	2.47	0.45
31:DA:2094:G:P	38:DI:22:LYS:HE2	2.57	0.45
31:DA:2183:C:H2'	31:DA:2184:G:C8	2.52	0.45
31:DA:2473:U:C2	31:DA:2474:C:C6	3.04	0.45
31:DA:2591:C:H2'	31:DA:2592:G:C8	2.52	0.45
34:DE:8:LYS:NZ	34:DE:188:VAL:O	2.49	0.45
34:DE:111:ARG:CG	43:DR:2:ARG:HG3	2.47	0.45
34:DE:153:GLY:O	34:DE:154:LYS:C	2.55	0.45
39:DN:13:TRP:CH2	39:DN:130:HIS:CE1	3.02	0.45
40:DO:3:GLN:HB2	40:DO:4:PRO:HD2	1.99	0.45
41:DP:14:LYS:HD2	41:DP:14:LYS:H	1.80	0.45
41:DP:101:VAL:HB	41:DP:107:LYS:H	1.81	0.45
43:DR:61:HIS:O	43:DR:62:ALA:C	2.55	0.45
44:DS:17:ARG:O	44:DS:18:ILE:CB	2.62	0.45
44:DS:83:LYS:HE3	44:DS:105:ALA:CB	2.45	0.45
45:DT:109:GLU:O	45:DT:112:ARG:HG3	2.17	0.45
46:DU:83:LEU:CG	46:DU:88:ILE:HG12	2.43	0.45
49:DX:36:LYS:C	49:DX:38:GLU:N	2.70	0.45
1:AA:159:G:C4	1:AA:161:A:OP2	2.69	0.45
1:AA:258:G:H2'	1:AA:259:G:H8	1.82	0.45
1:AA:356:A:H1'	1:AA:368:U:O2'	2.17	0.45
1:AA:461:A:C5	1:AA:471:G:C6	3.05	0.45
1:AA:533:A:OP1	1:AA:533:A:H3'	2.16	0.45
1:AA:559:A:C5'	1:AA:560:U:H3'	2.46	0.45
1:AA:974:A:P	14:AN:41:ARG:HH12	2.40	0.45
1:AA:1075:C:H4'	1:AA:1101:A:N6	2.32	0.45
1:AA:1097:C:O2'	1:AA:1098:C:H5'	2.16	0.45
1:AA:1296:C:H5'	1:AA:1297:C:OP2	2.16	0.45
2:AB:180:LEU:O	2:AB:181:PHE:CB	2.62	0.45
4:AD:58:LEU:HD22	4:AD:62:GLN:HG2	1.97	0.45
5:AE:78:HIS:HE1	5:AE:142:LEU:HD23	1.81	0.45
11:AK:62:GLN:O	11:AK:63:LEU:C	2.55	0.45
16:AP:20:VAL:CG2	16:AP:32:TYR:HB2	2.47	0.45
18:AR:36:ASN:ND2	18:AR:39:VAL:HG21	2.32	0.45
24:B2:45:SER:O	24:B2:48:HIS:HB2	2.17	0.45

Continued on next page...

Continued from previous page...

Atom-1	Atom-2	Interatomic distance (Å)	Clash overlap (Å)
30:B8:35:GLN:NE2	30:B8:36:LYS:HZ2	2.15	0.45
31:BA:287:C:H2'	31:BA:288:C:O4'	2.16	0.45
31:BA:511:U:O4	31:BA:512:G:C6	2.70	0.45
31:BA:671:C:H2'	31:BA:672:C:C6	2.52	0.45
31:BA:762:U:H4'	31:BA:763:G:C5'	2.47	0.45
31:BA:1822:G:C8	31:BA:1822:G:H5'	2.51	0.45
31:BA:1889:A:H2'	31:BA:1890:A:C8	2.51	0.45
31:BA:2502:G:H5''	31:BA:2503:A:H5''	1.99	0.45
31:BA:2660:A:H5'	31:BA:2661:G:N3	2.32	0.45
31:BA:2660:A:C2	31:BA:2661:G:H4'	2.51	0.45
31:BA:2702:U:OP1	31:BA:2702:U:O4'	2.34	0.45
31:BA:2802:G:OP2	31:BA:2803:C:OP2	2.35	0.45
33:BD:178:PRO:O	33:BD:179:SER:C	2.55	0.45
33:BD:209:ALA:C	33:BD:210:GLY:O	2.55	0.45
34:BE:36:ARG:NH1	34:BE:85:ASN:ND2	2.65	0.45
34:BE:76:ARG:HG3	34:BE:195:LEU:CD1	2.42	0.45
34:BE:176:ILE:O	34:BE:176:ILE:HG22	2.16	0.45
36:BG:13:GLU:O	36:BG:13:GLU:HG3	2.16	0.45
36:BG:33:ARG:HB2	36:BG:162:THR:OG1	2.17	0.45
36:BG:63:ILE:HD13	36:BG:141:PHE:CE2	2.52	0.45
37:BH:89:ILE:HB	37:BH:90:LYS:H	1.54	0.45
38:BI:81:VAL:CG1	38:BI:88:ILE:HG23	2.42	0.45
40:BO:88:ASN:HB3	40:BO:92:GLU:O	2.17	0.45
44:BS:17:ARG:HA	44:BS:20:ARG:HG2	1.99	0.45
46:BU:66:ASN:HD21	46:BU:70:ARG:HE	1.65	0.45
46:BU:108:GLU:O	46:BU:109:LEU:C	2.53	0.45
48:BW:5:ALA:C	48:BW:6:ILE:HG13	2.37	0.45
49:BX:53:LYS:H	49:BX:80:ILE:HG22	1.80	0.45
49:BX:80:ILE:O	49:BX:81:VAL:HB	2.17	0.45
1:CA:78:G:N2	1:CA:91:C:H42	2.15	0.45
1:CA:79:G:H4'	1:CA:80:G:OP1	2.17	0.45
1:CA:254:G:O2'	1:CA:255:G:H5'	2.15	0.45
1:CA:335:C:O2'	1:CA:336:C:H5'	2.16	0.45
1:CA:514:C:O2'	1:CA:515:G:H5'	2.17	0.45
1:CA:515:G:H2'	1:CA:516:U:O4'	2.17	0.45
1:CA:600:C:H2'	1:CA:601:C:H6	1.78	0.45
1:CA:632:A:H8	1:CA:633:G:C8	2.34	0.45
1:CA:764:C:C2	1:CA:765:G:C8	3.05	0.45
1:CA:938:A:C6	1:CA:939:G:C5	3.05	0.45
1:CA:1031:G:H2'	1:CA:1032:G:C8	2.52	0.45
1:CA:1270:C:H2'	1:CA:1271:G:O4'	2.16	0.45

Continued on next page...

Continued from previous page...

Atom-1	Atom-2	Interatomic distance (Å)	Clash overlap (Å)
2:CB:44:LEU:O	2:CB:47:THR:HB	2.17	0.45
5:CE:79:GLU:HB3	5:CE:92:LYS:HG2	1.99	0.45
10:CJ:16:LEU:HD13	10:CJ:16:LEU:O	2.17	0.45
12:CL:64:TYR:O	12:CL:65:GLU:HB2	2.17	0.45
16:CP:9:PHE:CE2	16:CP:18:ARG:HB2	2.52	0.45
17:CQ:6:LEU:O	17:CQ:58:GLU:HA	2.16	0.45
23:D1:94:LEU:O	23:D1:95:LEU:HG	2.16	0.45
27:D5:46:CYS:O	27:D5:48:GLU:N	2.48	0.45
28:D6:45:LYS:HB3	31:DA:2371:G:H4'	1.99	0.45
30:D8:2:PRO:O	30:D8:3:LYS:C	2.55	0.45
31:DA:707:G:C5	31:DA:708:C:C5	3.05	0.45
31:DA:774:A:O2'	31:DA:775:G:H5''	2.16	0.45
31:DA:829:A:N7	31:DA:2248:C:H5'	2.31	0.45
31:DA:910:A:H2'	31:DA:2264:C:O2'	2.17	0.45
31:DA:1011:G:C2	31:DA:1151:G:C2	3.04	0.45
31:DA:1429:G:H2'	31:DA:1430:C:H6	1.77	0.45
31:DA:1465:G:C4	31:DA:1466:G:C8	3.04	0.45
31:DA:2280:G:O2'	31:DA:2281:C:H5'	2.17	0.45
31:DA:2496:C:P	42:DQ:81:VAL:HG12	2.57	0.45
32:DB:27:C:N4	32:DB:28:C:C4	2.84	0.45
33:DD:35:LYS:HG2	33:DD:64:ILE:HG23	1.99	0.45
34:DE:10:GLY:CA	45:DT:8:LYS:HE3	2.46	0.45
34:DE:31:CYS:HA	34:DE:32:PRO:HD3	1.70	0.45
35:DF:84:VAL:C	35:DF:86:GLY:N	2.69	0.45
35:DF:117:ARG:HD3	35:DF:117:ARG:HA	1.75	0.45
36:DG:60:LEU:HD22	36:DG:63:ILE:HG13	1.99	0.45
37:DH:43:VAL:O	37:DH:43:VAL:HG23	2.16	0.45
39:DN:18:ALA:HB3	39:DN:26:LEU:HD22	1.98	0.45
40:DO:44:LYS:HD3	40:DO:44:LYS:HA	1.83	0.45
41:DP:79:ARG:NH2	41:DP:109:GLY:HA2	2.31	0.45
46:DU:93:LYS:H	46:DU:93:LYS:CD	2.25	0.45
1:AA:93:G:H2'	1:AA:96:U:H5'	1.98	0.45
1:AA:175:C:N3	1:AA:176:C:C5	2.84	0.45
1:AA:702:A:H3'	1:AA:703:G:C5'	2.47	0.45
2:AB:144:ARG:HG3	2:AB:145:LEU:N	2.32	0.45
11:AK:48:ILE:HG21	11:AK:63:LEU:HD13	1.98	0.45
12:AL:18:VAL:HG23	12:AL:19:ARG:N	2.32	0.45
16:AP:43:LYS:HG2	16:AP:48:TRP:CD2	2.52	0.45
18:AR:50:ILE:HD13	18:AR:50:ILE:HA	1.83	0.45
19:AS:10:PHE:HZ	19:AS:70:LYS:HZ3	1.64	0.45
23:B1:20:ARG:HD3	23:B1:41:ARG:HD3	1.99	0.45

Continued on next page...

Continued from previous page...

Atom-1	Atom-2	Interatomic distance (Å)	Clash overlap (Å)
28:B6:27:LYS:HD2	31:BA:2285:C:C6	2.52	0.45
30:B8:35:GLN:HE21	30:B8:35:GLN:HB3	1.56	0.45
30:B8:36:LYS:HE2	30:B8:36:LYS:HB2	1.80	0.45
31:BA:157:U:H5'	31:BA:171:G:N2	2.32	0.45
31:BA:157:U:OP2	31:BA:157:U:H6	2.00	0.45
31:BA:658:C:C3'	31:BA:659:C:H5''	2.46	0.45
31:BA:1242:A:N1	41:BP:8:PRO:HG3	2.32	0.45
31:BA:1983:C:C2'	31:BA:1984:G:H5'	2.47	0.45
31:BA:2517:C:C2	31:BA:2542:A:C6	3.05	0.45
38:BI:44:LEU:HD23	38:BI:44:LEU:HA	1.39	0.45
38:BI:130:TYR:HB2	38:BI:138:ILE:HD11	1.99	0.45
45:BT:34:VAL:HG13	45:BT:39:ARG:HA	1.99	0.45
45:BT:109:GLU:O	45:BT:112:ARG:HG3	2.17	0.45
46:BU:24:TYR:CD1	46:BU:38:THR:HG21	2.52	0.45
46:BU:92:ARG:NH2	47:BV:10:LYS:HB3	2.32	0.45
46:BU:95:LEU:HD13	47:BV:11:GLN:HG3	1.96	0.45
47:BV:72:VAL:HG13	47:BV:88:ARG:NH2	2.32	0.45
49:BX:40:LYS:O	49:BX:42:ALA:N	2.36	0.45
51:BZ:96:VAL:N	51:BZ:128:VAL:O	2.50	0.45
1:CA:166:G:C5	1:CA:167:G:N7	2.85	0.45
1:CA:245:C:O2	1:CA:283:C:N3	2.49	0.45
1:CA:303:A:C4	1:CA:304:U:C6	3.05	0.45
1:CA:366:C:H1'	1:CA:367:U:OP1	2.16	0.45
1:CA:407:G:O2'	4:CD:116:GLN:HG3	2.17	0.45
1:CA:414:A:H2'	1:CA:415:A:O4'	2.17	0.45
1:CA:461:A:C5	1:CA:471:G:C6	3.05	0.45
1:CA:502:G:H4'	1:CA:550:G:H4'	1.99	0.45
1:CA:542:G:H5'	4:CD:41:GLY:HA3	1.99	0.45
1:CA:849:C:H2'	1:CA:850:U:O4'	2.17	0.45
1:CA:1158:C:O2	1:CA:1158:C:C2'	2.65	0.45
1:CA:1189:C:H5''	3:CC:5:ILE:HG21	1.98	0.45
1:CA:1250:A:H2	1:CA:1370:G:H1'	1.82	0.45
1:CA:1264:C:H2'	1:CA:1265:G:H8	1.82	0.45
1:CA:1322:C:H6	1:CA:1322:C:OP1	2.00	0.45
2:CB:28:PHE:CD1	2:CB:28:PHE:O	2.69	0.45
2:CB:171:ALA:HA	2:CB:174:VAL:HG23	1.99	0.45
4:CD:158:ILE:HG23	4:CD:162:LEU:CD1	2.47	0.45
6:CF:94:GLN:NE2	18:CR:32:ARG:HD2	2.31	0.45
6:CF:99:ALA:HB1	18:CR:23:LYS:NZ	2.32	0.45
10:CJ:30:SER:HB2	10:CJ:80:LYS:HG3	1.98	0.45
16:CP:81:ARG:C	16:CP:82:GLN:HE21	2.20	0.45

Continued on next page...

Continued from previous page...

Atom-1	Atom-2	Interatomic distance (Å)	Clash overlap (Å)
24:D2:20:GLU:O	24:D2:23:LYS:N	2.50	0.45
26:D4:28:LYS:CB	36:DG:113:ARG:HH22	2.29	0.45
31:DA:285:C:N3	31:DA:286:C:C5	2.85	0.45
31:DA:628:G:C6	31:DA:636:G:C2	3.05	0.45
31:DA:777:A:C2	31:DA:778:G:C8	3.05	0.45
31:DA:1106:A:C2'	31:DA:1107:G:C8	2.99	0.45
31:DA:1117:G:H2'	31:DA:1118:C:O4'	2.17	0.45
31:DA:1138:G:H1'	39:DN:105:GLY:O	2.17	0.45
31:DA:1244:G:C2'	31:DA:1245:G:H5'	2.47	0.45
31:DA:1291:C:O2'	31:DA:1292:U:H5'	2.16	0.45
31:DA:1468:C:C2	31:DA:1525:G:N2	2.84	0.45
31:DA:1470:G:N2	31:DA:1523:U:C4	2.85	0.45
31:DA:1668:A:H4'	31:DA:1669:A:O5'	2.16	0.45
31:DA:1813:G:C2'	31:DA:1814:G:H5'	2.47	0.45
31:DA:2031:A:OP1	31:DA:2031:A:H8	2.00	0.45
31:DA:2065:C:H2'	31:DA:2066:C:C6	2.51	0.45
31:DA:2199:A:OP2	31:DA:2200:C:C5	2.70	0.45
31:DA:2252:G:H2'	31:DA:2253:G:C8	2.52	0.45
31:DA:2291:U:H2'	31:DA:2292:C:C6	2.52	0.45
31:DA:2483:C:N3	42:DQ:124:LYS:NZ	2.65	0.45
31:DA:2685:G:O2'	31:DA:2726:U:H5	2.00	0.45
33:DD:233:HIS:CD2	33:DD:233:HIS:H	2.34	0.45
34:DE:70:ALA:O	34:DE:72:VAL:C	2.55	0.45
38:DI:91:SER:CB	38:DI:121:LYS:HB2	2.44	0.45
39:DN:36:GLY:H	39:DN:42:TRP:HZ3	1.63	0.45
40:DO:1:MET:HB2	40:DO:32:TYR:HD2	1.82	0.45
40:DO:68:GLU:HA	40:DO:78:ARG:HB2	1.98	0.45
40:DO:104:ARG:C	40:DO:106:LEU:N	2.71	0.45
45:DT:47:GLY:HA3	45:DT:63:VAL:HG23	1.98	0.45
47:DV:25:LEU:C	47:DV:27:ALA:N	2.70	0.45
47:DV:91:TYR:CD2	47:DV:91:TYR:C	2.90	0.45
50:DY:6:HIS:ND1	50:DY:6:HIS:N	2.64	0.45
1:AA:448:A:C2	1:AA:449:C:C4	3.05	0.45
1:AA:747:C:C5	1:AA:748:C:C4	3.05	0.45
1:AA:757:U:H2'	1:AA:758:G:O4'	2.17	0.45
1:AA:950:U:H3'	13:AM:102:ARG:HH12	1.81	0.45
1:AA:1248:A:H2'	1:AA:1249:C:H5'	1.99	0.45
1:AA:1507:A:C2	1:AA:1508:G:C4	3.05	0.45
4:AD:121:VAL:O	4:AD:134:ASP:HA	2.17	0.45
4:AD:159:ARG:O	4:AD:163:GLU:N	2.50	0.45
5:AE:78:HIS:CE1	5:AE:142:LEU:HD23	2.52	0.45

Continued on next page...

Continued from previous page...

Atom-1	Atom-2	Interatomic distance (Å)	Clash overlap (Å)
8:AH:64:LYS:CG	8:AH:79:VAL:HG21	2.47	0.45
10:AJ:38:ILE:O	10:AJ:38:ILE:HG13	2.16	0.45
13:AM:105:THR:O	13:AM:106:ASN:O	2.34	0.45
20:AT:63:ILE:O	20:AT:66:ALA:HB3	2.17	0.45
28:B6:26:ASN:ND2	28:B6:32:ASN:HD21	2.15	0.45
31:BA:84:A:H5'	50:BY:9:LYS:HB3	1.99	0.45
31:BA:128:C:O2'	31:BA:129:C:P	2.75	0.45
31:BA:301:G:C4	31:BA:302:C:C5	3.05	0.45
31:BA:574:C:N3	34:BE:145:LYS:HE2	2.31	0.45
31:BA:778:G:C5	31:BA:779:U:C4	3.05	0.45
31:BA:919:G:H5'	32:BB:81:G:H1'	1.99	0.45
31:BA:1374:G:H2'	31:BA:1375:C:C6	2.52	0.45
31:BA:1487:G:O2'	31:BA:1488:G:H5'	2.17	0.45
31:BA:1791:A:C5'	31:BA:1792:G:OP2	2.65	0.45
31:BA:1926:U:O2	31:BA:1929:G:C2	2.70	0.45
31:BA:2228:G:C6	31:BA:2229:C:C4	3.05	0.45
31:BA:2251:G:C6	31:BA:2252:G:C5	3.05	0.45
31:BA:2590:A:OP2	33:BD:238:GLY:O	2.35	0.45
31:BA:2843:G:H2'	31:BA:2844:G:O5'	2.16	0.45
33:BD:61:LEU:O	33:BD:63:ARG:NH1	2.50	0.45
33:BD:186:HIS:HD2	33:BD:188:GLU:HB2	1.82	0.45
34:BE:8:LYS:NZ	34:BE:188:VAL:O	2.50	0.45
35:BF:13:SER:HA	35:BF:14:PRO:HD3	1.84	0.45
36:BG:116:ASP:O	36:BG:117:PHE:HB3	2.17	0.45
37:BH:43:VAL:HG11	37:BH:53:GLU:O	2.16	0.45
39:BN:99:LEU:O	39:BN:103:VAL:HG23	2.16	0.45
41:BP:141:ALA:CB	25:D3:1:MET:SD	2.96	0.45
44:BS:28:VAL:HG11	44:BS:97:ARG:CZ	2.47	0.45
46:BU:65:ILE:CG1	46:BU:96:ALA:HB3	2.47	0.45
47:BV:5:VAL:HG22	47:BV:6:LYS:N	2.31	0.45
48:BW:9:TYR:N	48:BW:102:HIS:CD2	2.74	0.45
49:BX:82:GLN:CG	49:BX:83:VAL:N	2.79	0.45
51:BZ:127:LYS:HD3	51:BZ:162:GLU:OE1	2.16	0.45
1:CA:93:G:H2'	1:CA:96:U:H5'	1.98	0.45
1:CA:356:A:H2'	1:CA:357:G:C8	2.52	0.45
1:CA:473:G:C2	1:CA:474:G:N7	2.85	0.45
1:CA:512:U:H2'	1:CA:513:C:H6	1.80	0.45
1:CA:543:C:O2'	1:CA:544:G:H5'	2.16	0.45
1:CA:927:G:OP2	1:CA:1503:A:C5	2.70	0.45
1:CA:961:U:C4	1:CA:962:C:C4	3.05	0.45
1:CA:1128:C:H5'	9:CI:16:ARG:NH1	2.32	0.45

Continued on next page...

Continued from previous page...

Atom-1	Atom-2	Interatomic distance (Å)	Clash overlap (Å)
1:CA:1168:A:N6	1:CA:1169:A:C6	2.85	0.45
1:CA:1285:A:C4'	1:CA:1286:A:O5'	2.65	0.45
2:CB:84:GLU:OE1	2:CB:219:VAL:HB	2.16	0.45
3:CC:113:ALA:O	3:CC:115:LEU:N	2.49	0.45
7:CG:69:VAL:HG13	7:CG:134:ALA:O	2.17	0.45
10:CJ:51:ARG:HG3	10:CJ:61:GLU:N	2.31	0.45
12:CL:38:THR:HG21	12:CL:65:GLU:OE2	2.17	0.45
18:CR:74:ARG:HG3	18:CR:79:LEU:HB3	2.00	0.45
19:CS:58:VAL:O	19:CS:58:VAL:HG23	2.17	0.45
23:D1:87:PRO:HB2	23:D1:91:LYS:HZ2	1.81	0.45
24:D2:25:VAL:C	24:D2:27:GLU:H	2.20	0.45
27:D5:41:PRO:O	27:D5:44:THR:OG1	2.35	0.45
31:DA:146:G:H8	31:DA:146:G:H5'	1.80	0.45
31:DA:300:A:P	50:DY:84:ARG:HH22	2.39	0.45
31:DA:603:A:O2'	31:DA:604:G:OP2	2.23	0.45
31:DA:993:G:H1'	47:DV:91:TYR:HD1	1.80	0.45
31:DA:1348:G:C2'	31:DA:1349:A:H5'	2.46	0.45
31:DA:1374:G:C6	31:DA:1375:C:C4	3.05	0.45
31:DA:1487:G:O2'	31:DA:1488:G:H5'	2.17	0.45
31:DA:1500:G:C5	31:DA:1501:C:C4	3.04	0.45
31:DA:1862:G:C2'	31:DA:1863:G:O5'	2.65	0.45
31:DA:1911:U:C2	31:DA:1918:A:C2	3.05	0.45
31:DA:1994:C:O2'	31:DA:1995:U:H5'	2.17	0.45
31:DA:2887:U:O2'	31:DA:2888:C:H5'	2.17	0.45
33:DD:44:ASN:HB2	33:DD:48:ARG:O	2.17	0.45
34:DE:182:LEU:HD12	34:DE:182:LEU:C	2.37	0.45
35:DF:70:THR:CG2	35:DF:72:ARG:HB2	2.47	0.45
39:DN:18:ALA:HB1	39:DN:21:LYS:CB	2.46	0.45
39:DN:56:ASN:H	39:DN:125:GLY:CA	2.30	0.45
43:DR:56:LYS:HD2	43:DR:88:ARG:H	1.82	0.45
44:DS:74:ALA:CB	44:DS:103:GLU:HG3	2.47	0.45
46:DU:66:ASN:CB	46:DU:76:TYR:HB2	2.47	0.45
47:DV:18:LEU:O	47:DV:19:LYS:CB	2.65	0.45
49:DX:29:TRP:CE3	49:DX:76:ARG:HB3	2.52	0.45
49:DX:37:THR:C	49:DX:38:GLU:OE1	2.55	0.45
51:DZ:111:VAL:CG1	51:DZ:112:ARG:N	2.80	0.45
1:AA:27:G:H2'	1:AA:28:G:C8	2.53	0.44
1:AA:78:G:H1	1:AA:91:C:N4	2.14	0.44
1:AA:179:A:H2'	1:AA:180:U:H6	1.82	0.44
1:AA:668:G:O2'	15:AO:46:HIS:HD2	2.00	0.44
1:AA:872:A:C5	1:AA:874:G:C8	3.05	0.44

Continued on next page...

Continued from previous page...

Atom-1	Atom-2	Interatomic distance (Å)	Clash overlap (Å)
1:AA:1202:G:H2'	1:AA:1203:C:O4'	2.17	0.44
1:AA:1242:C:O5'	1:AA:1242:C:H6	1.99	0.44
1:AA:1457:G:C2	1:AA:1458:G:C8	3.05	0.44
1:AA:1516:G:H2'	1:AA:1518:A:OP2	2.17	0.44
3:AC:188:LEU:HB3	3:AC:189:ALA:H	1.45	0.44
4:AD:138:TYR:HD2	4:AD:139:ARG:N	2.15	0.44
6:AF:60:PHE:C	6:AF:61:LEU:HD12	2.38	0.44
7:AG:146:GLU:OE2	7:AG:149:ARG:HD2	2.17	0.44
8:AH:45:ILE:HG22	8:AH:63:LEU:HA	1.99	0.44
9:AI:122:ALA:HB1	9:AI:123:PRO:HD2	1.99	0.44
10:AJ:30:SER:HB2	10:AJ:80:LYS:HG3	1.99	0.44
12:AL:22:SER:C	12:AL:24:VAL:N	2.71	0.44
12:AL:62:SER:O	12:AL:64:TYR:HD1	2.00	0.44
15:AO:74:ASP:HA	15:AO:75:PRO:HD2	1.83	0.44
16:AP:20:VAL:HG21	16:AP:32:TYR:CD2	2.50	0.44
18:AR:47:THR:HB	18:AR:49:LYS:HG3	1.98	0.44
20:AT:100:ILE:HD12	20:AT:100:ILE:N	2.33	0.44
28:B6:16:CYS:O	28:B6:18:ARG:CZ	2.65	0.44
30:B8:34:TRP:HD1	31:BA:2391:G:OP1	2.00	0.44
31:BA:58:G:H2'	31:BA:59:U:H6	1.82	0.44
31:BA:183:C:H2'	31:BA:184:C:H5'	2.00	0.44
31:BA:287:C:C4	31:BA:288:C:C5	3.05	0.44
31:BA:452:G:C4	31:BA:458:G:C6	3.05	0.44
31:BA:824:A:C2'	31:BA:825:C:H5'	2.46	0.44
31:BA:933:A:H2'	31:BA:934:G:C5'	2.47	0.44
31:BA:1499:C:O2'	31:BA:1500:G:H5'	2.17	0.44
31:BA:2086:U:H2'	31:BA:2087:G:C8	2.52	0.44
31:BA:2199:A:H3'	31:BA:2200:C:H6	1.81	0.44
31:BA:2467:C:H2'	31:BA:2468:G:O4'	2.17	0.44
31:BA:2543:G:H2'	31:BA:2544:G:C8	2.53	0.44
31:BA:2859:G:H3'	31:BA:2859:G:H8	1.81	0.44
33:BD:35:LYS:HA	33:BD:64:ILE:CG2	2.44	0.44
36:BG:33:ARG:N	36:BG:162:THR:HB	2.28	0.44
44:BS:57:LYS:HG2	44:BS:58:LEU:H	1.82	0.44
45:BT:128:GLU:C	45:BT:130:ALA:N	2.67	0.44
46:BU:57:PHE:O	46:BU:58:ARG:C	2.53	0.44
46:BU:66:ASN:ND2	46:BU:66:ASN:C	2.70	0.44
47:BV:79:VAL:HG23	47:BV:82:ARG:HD2	1.98	0.44
50:BY:83:THR:CG2	50:BY:94:LYS:HB3	2.46	0.44
51:BZ:27:VAL:HG22	51:BZ:35:ARG:O	2.17	0.44
1:CA:295:C:H2'	1:CA:296:U:C6	2.52	0.44

Continued on next page...

Continued from previous page...

Atom-1	Atom-2	Interatomic distance (Å)	Clash overlap (Å)
1:CA:559:A:H4'	1:CA:560:U:H3'	1.98	0.44
1:CA:617:G:C2	1:CA:618:C:C5	3.06	0.44
1:CA:709:G:H2'	1:CA:710:G:C8	2.48	0.44
1:CA:1245:A:N1	1:CA:1293:G:C6	2.85	0.44
1:CA:1289:A:H2'	1:CA:1290:G:O4'	2.17	0.44
1:CA:1308:U:H5''	13:CM:98:VAL:N	2.31	0.44
4:CD:117:ALA:O	4:CD:121:VAL:HG22	2.16	0.44
4:CD:128:VAL:HA	4:CD:145:GLU:O	2.16	0.44
12:CL:110:VAL:HG21	12:CL:120:TYR:HB3	1.99	0.44
16:CP:21:VAL:O	16:CP:21:VAL:HG23	2.16	0.44
16:CP:43:LYS:HG2	16:CP:48:TRP:CD2	2.51	0.44
24:D2:49:LYS:NZ	24:D2:53:LEU:HD12	2.32	0.44
24:D2:55:ARG:O	24:D2:55:ARG:HG2	2.17	0.44
31:DA:18:C:H2'	31:DA:19:C:C6	2.52	0.44
31:DA:49:A:H3'	31:DA:50:U:C5'	2.47	0.44
31:DA:108:U:C2	31:DA:109:G:C8	3.05	0.44
31:DA:196:A:C5	31:DA:805:G:C6	3.05	0.44
31:DA:327:G:H2'	31:DA:328:U:C6	2.51	0.44
31:DA:391:G:C2	31:DA:411:G:C5	3.06	0.44
31:DA:513:A:C2	31:DA:514:A:C4	3.05	0.44
31:DA:565:C:H5'	31:DA:1253:A:H61	1.82	0.44
31:DA:906:G:C2'	31:DA:907:U:O5'	2.65	0.44
31:DA:1005:C:C2	31:DA:1143:A:C5	3.04	0.44
31:DA:1052:C:H3'	31:DA:1052:C:C6	2.51	0.44
31:DA:1241:A:H2'	31:DA:1242:A:O5'	2.17	0.44
31:DA:1410:G:C4	31:DA:1411:C:C5	3.04	0.44
31:DA:1742:G:C8	31:DA:1742:G:C3'	3.00	0.44
31:DA:2394:C:C2'	31:DA:2395:C:H5'	2.46	0.44
31:DA:2660:A:C5'	31:DA:2661:G:N3	2.80	0.44
31:DA:2862:G:C5	31:DA:2863:C:C5	3.05	0.44
33:DD:45:ASN:CG	33:DD:46:GLN:N	2.70	0.44
33:DD:248:SER:HB2	33:DD:249:PRO:HD2	1.99	0.44
35:DF:102:PRO:HB2	35:DF:105:VAL:HG23	1.97	0.44
36:DG:146:TYR:O	36:DG:149:VAL:HG22	2.17	0.44
37:DH:85:LYS:HZ1	37:DH:145:ALA:HA	1.78	0.44
39:DN:28:THR:HG23	39:DN:29:LYS:N	2.33	0.44
41:DP:88:LEU:HD22	41:DP:114:ILE:HD12	1.99	0.44
42:DQ:63:LYS:HG2	42:DQ:65:PHE:CE2	2.52	0.44
42:DQ:140:ALA:CB	51:DZ:99:TYR:HB2	2.43	0.44
42:DQ:141:GLN:HG2	51:DZ:71:VAL:O	2.17	0.44
46:DU:80:ILE:HA	46:DU:80:ILE:HD13	1.70	0.44

Continued on next page...

Continued from previous page...

Atom-1	Atom-2	Interatomic distance (Å)	Clash overlap (Å)
47:DV:1:MET:SD	47:DV:46:VAL:HB	2.57	0.44
47:DV:15:GLU:CB	47:DV:16:PRO:CD	2.88	0.44
47:DV:69:LYS:CG	47:DV:70:ILE:N	2.74	0.44
47:DV:79:VAL:CG2	47:DV:82:ARG:HD2	2.47	0.44
47:DV:82:ARG:NH1	47:DV:84:LYS:HD2	2.32	0.44
48:DW:5:ALA:C	48:DW:6:ILE:HG13	2.37	0.44
49:DX:65:ARG:NH1	49:DX:66:LEU:H	2.15	0.44
50:DY:75:ILE:CD1	50:DY:79:CYS:HA	2.41	0.44
51:DZ:14:LYS:HB2	51:DZ:17:ALA:CB	2.46	0.44
1:AA:90:U:O3'	1:AA:91:C:H6	2.01	0.44
1:AA:159:G:N3	1:AA:161:A:OP2	2.50	0.44
1:AA:283:C:H2'	1:AA:284:G:O4'	2.17	0.44
1:AA:414:A:H2'	1:AA:415:A:C8	2.49	0.44
1:AA:564:C:O2'	1:AA:565:U:H5'	2.17	0.44
1:AA:570:G:H2'	1:AA:571:U:C6	2.52	0.44
1:AA:594:G:O2'	1:AA:595:G:H5'	2.17	0.44
1:AA:892:A:C6	1:AA:893:C:N4	2.85	0.44
1:AA:930:C:C2'	1:AA:931:C:H5'	2.47	0.44
1:AA:955:U:H1'	1:AA:1227:A:H61	1.82	0.44
1:AA:1377:A:H2'	7:AG:7:ALA:CB	2.46	0.44
1:AA:1386:G:C2	1:AA:1387:G:C8	3.05	0.44
1:AA:1435:G:H2'	1:AA:1436:U:H6	1.77	0.44
2:AB:12:GLU:H	2:AB:12:GLU:HG3	1.48	0.44
4:AD:52:SER:O	4:AD:53:ASP:C	2.55	0.44
4:AD:100:ARG:HH22	4:AD:118:ARG:HH22	1.64	0.44
5:AE:47:LYS:HD3	5:AE:47:LYS:N	2.32	0.44
12:AL:24:VAL:HG13	12:AL:98:TYR:CE2	2.51	0.44
16:AP:50:LYS:HD3	16:AP:51:VAL:N	2.32	0.44
17:AQ:29:HIS:HA	17:AQ:30:PRO:HD2	1.84	0.44
17:AQ:52:LYS:HE3	17:AQ:52:LYS:HB3	1.87	0.44
23:B1:11:ARG:HB3	23:B1:12:PRO:HD3	2.00	0.44
23:B1:47:GLN:CG	31:BA:2230:G:H1'	2.37	0.44
23:B1:64:ALA:C	23:B1:67:ILE:HD11	2.38	0.44
23:B1:78:LYS:NZ	23:B1:93:GLU:HB2	2.33	0.44
27:B5:55:ARG:HG2	43:BR:33:ARG:HH11	1.82	0.44
31:BA:154(A):C:O2	31:BA:154(A):C:O4'	2.35	0.44
31:BA:553:G:C6	31:BA:554:U:C4	3.05	0.44
31:BA:649:G:C5	31:BA:650:C:C4	3.04	0.44
31:BA:1316:U:H2'	31:BA:1317:A:H8	1.81	0.44
31:BA:1416:G:O2'	31:BA:1417:C:P	2.74	0.44
31:BA:1975:G:C2	31:BA:1976:U:O2	2.71	0.44

Continued on next page...

Continued from previous page...

Atom-1	Atom-2	Interatomic distance (Å)	Clash overlap (Å)
31:BA:2319:G:C2	31:BA:2320:A:N1	2.85	0.44
31:BA:2337:G:C2	31:BA:2338:G:C8	3.05	0.44
31:BA:2842:G:C2'	31:BA:2843:G:H5'	2.48	0.44
31:BA:2846:G:H2'	31:BA:2847:U:O4'	2.17	0.44
32:BB:13:A:N1	32:BB:69:G:O2'	2.43	0.44
32:BB:43:C:H4'	36:BG:66:GLN:HE22	1.82	0.44
33:BD:17:THR:OG1	33:BD:204:ILE:HA	2.16	0.44
33:BD:248:SER:C	33:BD:250:TRP:H	2.20	0.44
34:BE:24:THR:HB	34:BE:186:GLY:O	2.17	0.44
34:BE:37:ARG:HD3	34:BE:44:TYR:CZ	2.52	0.44
35:BF:37:VAL:O	35:BF:41:LEU:HG	2.17	0.44
38:BI:31:LEU:HD13	38:BI:31:LEU:H	1.82	0.44
39:BN:1:MET:HB3	47:BV:20:LEU:CD2	2.28	0.44
39:BN:5:VAL:HG13	39:BN:6:PRO:N	2.32	0.44
39:BN:97:ARG:O	39:BN:100:GLU:N	2.51	0.44
40:BO:87:ILE:HD13	40:BO:87:ILE:HA	1.50	0.44
41:BP:85:LEU:HB3	41:BP:114:ILE:CD1	2.48	0.44
46:BU:22:LYS:HD3	46:BU:22:LYS:HA	1.71	0.44
48:BW:40:ASN:O	48:BW:41:LYS:HD3	2.18	0.44
1:CA:321:A:C2	1:CA:333:G:C2	3.05	0.44
1:CA:659:U:C2	1:CA:660:G:C8	3.04	0.44
1:CA:677:U:H3	1:CA:714:G:N2	2.16	0.44
1:CA:1326:C:H2'	1:CA:1327:C:C6	2.52	0.44
1:CA:1432:G:OP1	45:DT:107:ASP:HB2	2.17	0.44
1:CA:1442:G:C5	1:CA:1442(B):A:C2	3.05	0.44
12:CL:32:PHE:CE1	12:CL:86:ARG:HG3	2.51	0.44
12:CL:60:LEU:HD22	12:CL:60:LEU:H	1.82	0.44
19:CS:19:VAL:HG12	19:CS:19:VAL:O	2.16	0.44
22:D0:72:ARG:HH21	22:D0:75:LEU:CD1	2.30	0.44
24:D2:23:LYS:CA	49:DX:5:TYR:CD1	3.00	0.44
24:D2:28:LYS:HD3	24:D2:43:GLN:HB3	1.98	0.44
27:D5:42:PRO:CB	27:D5:43:HIS:HD2	2.30	0.44
28:D6:45:LYS:HD3	28:D6:45:LYS:HA	1.79	0.44
30:D8:30:ARG:O	30:D8:31:HIS:O	2.35	0.44
30:D8:34:TRP:HD1	31:DA:2391:G:OP1	2.01	0.44
31:DA:70:G:H21	31:DA:71:A:H62	1.66	0.44
31:DA:300:A:P	50:DY:84:ARG:NH2	2.90	0.44
31:DA:479:A:H4'	31:DA:480:A:OP1	2.16	0.44
31:DA:1187:G:H8	31:DA:1187:G:O5'	2.00	0.44
31:DA:1316:U:H2'	31:DA:1317:A:H8	1.82	0.44
31:DA:1375:C:H2'	31:DA:1376:C:H6	1.81	0.44

Continued on next page...

Continued from previous page...

Atom-1	Atom-2	Interatomic distance (Å)	Clash overlap (Å)
31:DA:1475:G:C2	31:DA:1517:G:C2	3.05	0.44
31:DA:1853:A:H2'	31:DA:1854:A:C8	2.53	0.44
31:DA:1858:G:H1'	31:DA:1884:A:N6	2.32	0.44
31:DA:2287:A:C2	31:DA:2346:A:C2	3.05	0.44
31:DA:2592:G:H2'	31:DA:2593:U:O4'	2.17	0.44
31:DA:2593:U:C2	31:DA:2594:C:C5	3.05	0.44
31:DA:2637:U:O2'	31:DA:2638:G:H5'	2.16	0.44
31:DA:2644:G:O2'	31:DA:2645:G:H5'	2.18	0.44
31:DA:2877:G:O2'	31:DA:2878:U:H5'	2.17	0.44
32:DB:31:C:O2'	32:DB:32:C:H5'	2.16	0.44
32:DB:38:C:O4'	44:DS:95:HIS:NE2	2.50	0.44
32:DB:55:U:O2	32:DB:56:G:C8	2.70	0.44
34:DE:128:SER:OG	34:DE:129:HIS:N	2.47	0.44
35:DF:21:ALA:C	35:DF:23:ASP:H	2.21	0.44
36:DG:15:VAL:HG13	36:DG:175:LEU:CD1	2.47	0.44
36:DG:114:ILE:O	36:DG:115:ARG:C	2.56	0.44
38:DI:56:LYS:HZ2	38:DI:57:ARG:CA	2.30	0.44
38:DI:91:SER:HB3	38:DI:121:LYS:CB	2.41	0.44
39:DN:75:TYR:CD2	39:DN:83:LYS:NZ	2.71	0.44
43:DR:34:ILE:HD12	43:DR:34:ILE:HA	1.63	0.44
44:DS:66:ALA:HA	44:DS:69:VAL:CG1	2.47	0.44
45:DT:128:GLU:OE1	45:DT:129:ARG:N	2.50	0.44
49:DX:82:GLN:HB3	49:DX:85:PRO:CG	2.42	0.44
50:DY:27:VAL:CG1	50:DY:29:GLU:OE1	2.65	0.44
1:AA:254:G:O2'	1:AA:255:G:H5'	2.18	0.44
1:AA:272:C:H2'	1:AA:273:A:C8	2.51	0.44
1:AA:407:G:O2'	4:AD:116:GLN:HG3	2.17	0.44
1:AA:444:C:C2	1:AA:445:G:C8	3.05	0.44
1:AA:513:C:H2'	1:AA:513:C:O2	2.18	0.44
1:AA:682:G:C6	1:AA:683:G:N7	2.85	0.44
1:AA:715:A:O2'	1:AA:716:A:H5'	2.17	0.44
1:AA:758:G:H8	1:AA:758:G:O5'	2.01	0.44
1:AA:1293:G:O2'	1:AA:1294:G:H8	1.99	0.44
2:AB:28:PHE:CD1	2:AB:28:PHE:O	2.70	0.44
3:AC:16:ARG:HB2	3:AC:16:ARG:NH1	2.33	0.44
7:AG:155:ARG:O	7:AG:156:TRP:HD1	2.00	0.44
9:AI:21:PRO:HA	9:AI:58:ARG:O	2.17	0.44
9:AI:79:LEU:HD21	9:AI:83:ARG:HH21	1.82	0.44
9:AI:112:LYS:HA	9:AI:119:ALA:HA	1.99	0.44
16:AP:21:VAL:O	16:AP:21:VAL:HG23	2.18	0.44
23:B1:48:LYS:HD3	23:B1:48:LYS:HA	1.49	0.44

Continued on next page...

Continued from previous page...

Atom-1	Atom-2	Interatomic distance (Å)	Clash overlap (Å)
24:B2:18:PRO:O	24:B2:22:GLU:HB2	2.17	0.44
31:BA:58:G:H1	31:BA:69:C:H42	1.65	0.44
31:BA:280:C:C2'	31:BA:281:G:O5'	2.64	0.44
31:BA:452:G:C2	31:BA:458:G:C5	3.06	0.44
31:BA:754:C:H2'	31:BA:755:C:C6	2.52	0.44
31:BA:828:U:O2	31:BA:828:U:H3'	2.17	0.44
31:BA:2295:C:O2	31:BA:2295:C:H2'	2.16	0.44
31:BA:2500:U:H5''	31:BA:2501:C:OP2	2.16	0.44
32:BB:45:A:C4	32:BB:46:A:C8	3.06	0.44
32:BB:79:C:C2'	32:BB:80:U:H5'	2.47	0.44
33:BD:35:LYS:HG2	33:BD:64:ILE:HG23	1.99	0.44
34:BE:11:MET:HB2	34:BE:23:VAL:O	2.18	0.44
35:BF:104:LYS:O	35:BF:108:LYS:HG2	2.17	0.44
39:BN:16:ILE:HD11	39:BN:26:LEU:HD11	1.97	0.44
40:BO:35:VAL:HA	40:BO:62:VAL:CG1	2.42	0.44
40:BO:68:GLU:HB3	40:BO:78:ARG:NH1	2.33	0.44
42:BQ:14:ARG:HG2	42:BQ:41:TRP:HH2	1.82	0.44
42:BQ:52:VAL:HA	42:BQ:55:VAL:HG13	1.98	0.44
42:BQ:77:LYS:NZ	42:BQ:84:GLY:O	2.50	0.44
45:BT:29:ARG:CG	45:BT:30:VAL:HG13	2.47	0.44
46:BU:95:LEU:C	46:BU:97:ASP:N	2.71	0.44
47:BV:62:LEU:HB3	47:BV:98:GLU:HA	2.00	0.44
47:BV:64:HIS:O	47:BV:64:HIS:ND1	2.50	0.44
50:BY:17:SER:CA	50:BY:71:LYS:HD2	2.42	0.44
1:CA:165:C:H2'	1:CA:166:G:H8	1.82	0.44
1:CA:197:A:N6	1:CA:221:C:H5'	2.33	0.44
1:CA:251:G:H4'	1:CA:252:U:O5'	2.16	0.44
1:CA:324:G:N2	1:CA:327:A:C8	2.86	0.44
1:CA:328:C:H4'	1:CA:329:A:H5'	1.99	0.44
1:CA:354:G:C4	1:CA:355:C:C5	3.06	0.44
1:CA:443:C:H2'	1:CA:443:C:O2	2.17	0.44
1:CA:499:A:H4'	1:CA:500:G:H5'	2.00	0.44
1:CA:612:C:O2	1:CA:629:G:N2	2.50	0.44
1:CA:1265:G:C6	1:CA:1266:G:C6	3.06	0.44
1:CA:1334:G:OP2	1:CA:1334:G:C8	2.70	0.44
4:CD:119:GLN:O	4:CD:123:HIS:CD2	2.70	0.44
7:CG:70:LYS:O	7:CG:138:LYS:HE3	2.16	0.44
24:D2:41:ILE:HG12	31:DA:94(A):G:H21	1.81	0.44
28:D6:9:LEU:HD13	28:D6:9:LEU:C	2.37	0.44
28:D6:11:LEU:CD1	28:D6:51:GLU:HB2	2.47	0.44
30:D8:8:LYS:CE	31:DA:243:U:OP2	2.65	0.44

Continued on next page...

Continued from previous page...

Atom-1	Atom-2	Interatomic distance (Å)	Clash overlap (Å)
30:D8:32:LEU:CD2	30:D8:35:GLN:H	2.28	0.44
31:DA:271(F):C:H2'	31:DA:271(G):C:C6	2.36	0.44
31:DA:282:A:C4	31:DA:359:A:C2	3.05	0.44
31:DA:515:A:H1'	31:DA:581:C:H1'	1.99	0.44
31:DA:547:A:H8	31:DA:549:G:O6	1.99	0.44
31:DA:776:G:H4'	31:DA:777:A:O5'	2.17	0.44
31:DA:1412:A:H2'	31:DA:1413:G:H8	1.82	0.44
31:DA:2334:G:H5'	44:DS:13:ARG:HB3	2.00	0.44
31:DA:2759:G:C2'	31:DA:2760:C:H5'	2.47	0.44
31:DA:2895:U:C5	31:DA:2896:C:C5	3.06	0.44
32:DB:29:A:H5''	44:DS:32:LEU:CD1	2.47	0.44
33:DD:210:GLY:O	33:DD:211:ARG:CB	2.53	0.44
35:DF:84:VAL:O	35:DF:85:GLY:C	2.56	0.44
35:DF:203:GLN:O	35:DF:206:ILE:C	2.56	0.44
38:DI:29:TYR:HD2	38:DI:30:LEU:HD23	1.82	0.44
39:DN:65:LYS:HD3	39:DN:65:LYS:C	2.36	0.44
42:DQ:16:ARG:NH1	42:DQ:16:ARG:CB	2.80	0.44
44:DS:58:LEU:HD21	44:DS:68:GLN:CB	2.47	0.44
45:DT:29:ARG:HD2	45:DT:29:ARG:HA	1.41	0.44
1:AA:189(F):U:C4	17:AQ:72:ARG:NH2	2.86	0.44
1:AA:320:C:H2'	1:AA:321:A:O4'	2.18	0.44
1:AA:537:G:OP1	12:AL:113:ARG:NH2	2.46	0.44
1:AA:685:G:O2'	1:AA:686:U:C5'	2.55	0.44
1:AA:783:C:C2'	1:AA:784:C:H5'	2.47	0.44
1:AA:1188:A:C2'	1:AA:1189:C:H5'	2.48	0.44
1:AA:1285:A:C4'	1:AA:1286:A:O5'	2.64	0.44
1:AA:1392:G:N2	1:AA:1502:A:C8	2.85	0.44
4:AD:75:PHE:CE2	4:AD:93:PHE:CZ	3.06	0.44
5:AE:139:LEU:O	5:AE:142:LEU:HG	2.18	0.44
7:AG:75:VAL:O	7:AG:75:VAL:HG23	2.18	0.44
12:AL:110:VAL:CG2	12:AL:120:TYR:HB3	2.47	0.44
16:AP:4:ILE:HD12	16:AP:4:ILE:N	2.31	0.44
19:AS:4:SER:O	19:AS:5:LEU:HB2	2.18	0.44
22:B0:34:GLY:O	22:B0:35:ASN:C	2.55	0.44
23:B1:20:ARG:CD	23:B1:41:ARG:HD3	2.47	0.44
24:B2:33:MET:HG2	49:BX:11:PRO:HD2	1.99	0.44
28:B6:45:LYS:HB3	31:BA:2371:G:H4'	1.99	0.44
31:BA:27:G:C2	31:BA:512:G:N3	2.86	0.44
31:BA:197:A:H2'	31:BA:198:C:H5'	1.98	0.44
31:BA:685:A:C8	31:BA:774:A:C6	3.05	0.44
31:BA:813:U:H2'	31:BA:814:C:C6	2.52	0.44

Continued on next page...

Continued from previous page...

Atom-1	Atom-2	Interatomic distance (Å)	Clash overlap (Å)
31:BA:818:G:H4'	31:BA:838:C:O3'	2.18	0.44
31:BA:926:A:H5''	31:BA:926:A:H8	1.82	0.44
31:BA:933:A:H2'	31:BA:934:G:H5'	2.00	0.44
31:BA:1340:U:OP2	49:BX:76:ARG:NH2	2.50	0.44
31:BA:1491:G:O2'	33:BD:101:GLU:HB2	2.18	0.44
31:BA:1528(A):A:H2'	31:BA:1529:G:O4'	2.17	0.44
31:BA:1657:C:H2'	31:BA:1658:C:H6	1.82	0.44
31:BA:2593:U:C2	31:BA:2594:C:C5	3.05	0.44
31:BA:2654:A:OP1	31:BA:2654:A:C8	2.63	0.44
31:BA:2855:C:H2'	31:BA:2856:C:H6	1.82	0.44
32:BB:13:A:O2'	32:BB:15:A:O5'	2.35	0.44
33:BD:231:HIS:CD2	33:BD:232:PRO:HD2	2.52	0.44
34:BE:70:ALA:O	34:BE:72:VAL:O	2.35	0.44
37:BH:89:ILE:C	37:BH:89:ILE:HD12	2.38	0.44
37:BH:105:LEU:HD13	37:BH:105:LEU:H	1.82	0.44
41:BP:23:PRO:O	41:BP:33:ARG:NE	2.50	0.44
43:BR:71:GLN:CA	43:BR:71:GLN:NE2	2.79	0.44
44:BS:20:ARG:HD3	44:BS:20:ARG:HA	1.53	0.44
44:BS:41:ASP:HB3	44:BS:48:LEU:HD11	1.98	0.44
45:BT:88:ILE:HG22	45:BT:89:VAL:N	2.32	0.44
47:BV:40:LEU:O	47:BV:41:GLY:C	2.56	0.44
49:BX:23:GLU:O	49:BX:25:LYS:N	2.51	0.44
49:BX:59:VAL:O	49:BX:60:ARG:O	2.35	0.44
51:BZ:9:TYR:HE2	51:BZ:61:LEU:HD13	1.82	0.44
51:BZ:118:GLN:O	51:BZ:120:ILE:N	2.49	0.44
1:CA:41:G:H2'	1:CA:42:G:H8	1.80	0.44
1:CA:255:G:H2'	1:CA:256:U:C6	2.52	0.44
1:CA:303:A:H2'	1:CA:304:U:O4'	2.18	0.44
1:CA:355:C:N3	1:CA:356:A:N7	2.66	0.44
1:CA:389:A:H2'	1:CA:390:C:H5'	1.99	0.44
1:CA:577:G:C8	1:CA:816:A:N1	2.86	0.44
1:CA:726:C:O2'	1:CA:727:G:H5'	2.17	0.44
1:CA:736:C:H2'	1:CA:737:A:C8	2.53	0.44
2:CB:67:THR:HG21	2:CB:155:LEU:CG	2.46	0.44
2:CB:194:PRO:HB2	2:CB:195:ASP:H	1.61	0.44
3:CC:11:ARG:O	3:CC:12:LEU:C	2.55	0.44
3:CC:66:VAL:HG11	3:CC:91:LEU:CD1	2.47	0.44
4:CD:18:LYS:HD2	4:CD:33:MET:HG2	2.00	0.44
5:CE:41:VAL:HG13	5:CE:113:ALA:HA	1.99	0.44
12:CL:58:VAL:O	12:CL:65:GLU:HA	2.16	0.44
21:CU:12:LYS:HB3	21:CU:22:ARG:HD2	2.00	0.44

Continued on next page...

Continued from previous page...

Atom-1	Atom-2	Interatomic distance (Å)	Clash overlap (Å)
22:D0:27:GLU:HB2	22:D0:69:PHE:CD1	2.52	0.44
27:D5:36:CYS:C	27:D5:38:ALA:H	2.20	0.44
29:D7:43:THR:O	29:D7:44:PRO:C	2.56	0.44
31:DA:21:A:H2'	31:DA:22:C:C6	2.52	0.44
31:DA:41:C:H2'	31:DA:42:G:O4'	2.17	0.44
31:DA:384:U:O2'	31:DA:385:C:H5'	2.18	0.44
31:DA:518:G:H4'	48:DW:18:ARG:HH12	1.81	0.44
31:DA:844:C:H2'	31:DA:845:G:H5'	1.99	0.44
31:DA:1011:G:C5	31:DA:1013:C:C5	3.06	0.44
31:DA:2399:G:C6	31:DA:2400:G:C5	3.05	0.44
31:DA:2468:G:C6	31:DA:2481:G:C4	3.05	0.44
31:DA:2648:C:H2'	31:DA:2649:U:C6	2.52	0.44
32:DB:9:G:OP1	44:DS:17:ARG:HD2	2.18	0.44
32:DB:70:C:C4	32:DB:71:C:C5	3.05	0.44
34:DE:37:ARG:HD3	34:DE:44:TYR:CZ	2.52	0.44
34:DE:105:THR:HG22	34:DE:106:GLY:N	2.31	0.44
36:DG:107:LEU:HD23	36:DG:111:LEU:HD12	1.99	0.44
37:DH:87:LEU:HD23	37:DH:164:TYR:HD1	1.83	0.44
40:DO:10:VAL:HG22	40:DO:10:VAL:O	2.17	0.44
41:DP:133:SER:O	41:DP:137:LYS:HG2	2.18	0.44
41:DP:146:VAL:CG2	41:DP:147:LEU:N	2.76	0.44
42:DQ:23:GLY:O	42:DQ:100:GLY:CA	2.54	0.44
45:DT:57:PHE:O	45:DT:58:ASN:C	2.55	0.44
49:DX:36:LYS:HD2	49:DX:36:LYS:C	2.36	0.44
49:DX:65:ARG:C	49:DX:65:ARG:HD3	2.38	0.44
1:AA:66:G:H4'	1:AA:173:U:H5	1.78	0.44
1:AA:124:G:C6	1:AA:125:U:N3	2.86	0.44
1:AA:490:G:OP2	4:AD:132:ARG:NH2	2.49	0.44
1:AA:590:C:O2'	1:AA:591:U:H5'	2.17	0.44
1:AA:707:C:O2'	1:AA:708:C:C5'	2.60	0.44
1:AA:1157:A:N3	1:AA:1181:G:N3	2.65	0.44
1:AA:1168:A:N6	1:AA:1169:A:C6	2.84	0.44
1:AA:1184:G:OP1	1:AA:1184:G:H8	2.01	0.44
2:AB:59:GLU:O	2:AB:63:MET:HG2	2.17	0.44
2:AB:67:THR:HG21	2:AB:155:LEU:CG	2.45	0.44
2:AB:193:ASP:O	2:AB:194:PRO:O	2.35	0.44
4:AD:158:ILE:HG23	4:AD:162:LEU:CD1	2.47	0.44
4:AD:189:PRO:HB2	4:AD:194:LEU:CD2	2.36	0.44
5:AE:11:ILE:HB	5:AE:31:LEU:HB3	2.00	0.44
8:AH:30:ARG:HB3	8:AH:30:ARG:NH1	2.33	0.44
9:AI:13:ALA:HA	9:AI:67:GLY:O	2.18	0.44

Continued on next page...

Continued from previous page...

Atom-1	Atom-2	Interatomic distance (Å)	Clash overlap (Å)
24:B2:12:GLU:CD	24:B2:12:GLU:C	2.76	0.44
31:BA:53:A:H61	31:BA:117:G:C2'	2.30	0.44
31:BA:286:C:N3	31:BA:287:C:C5	2.85	0.44
31:BA:814:C:O2'	31:BA:815:C:H5'	2.18	0.44
31:BA:877:U:O2'	31:BA:878:A:H5''	2.18	0.44
31:BA:1321:A:H2'	31:BA:1322:A:O4'	2.17	0.44
31:BA:1363:C:C2'	31:BA:1364:G:O5'	2.66	0.44
31:BA:1505:C:H2'	31:BA:1506:C:O4'	2.18	0.44
31:BA:1777:U:C2'	31:BA:1778:U:H5'	2.46	0.44
31:BA:2206:G:N3	31:BA:2207:G:H5'	2.33	0.44
31:BA:2652:C:H2'	31:BA:2653:U:H5'	1.98	0.44
33:BD:30:GLU:HG3	33:BD:63:ARG:NE	2.32	0.44
34:BE:3:GLY:HA3	34:BE:81:ILE:HG21	2.00	0.44
34:BE:109:LYS:HD3	43:BR:2:ARG:HH12	1.82	0.44
35:BF:29:ASN:O	35:BF:30:PRO:C	2.55	0.44
36:BG:47:LYS:HG3	36:BG:82:LEU:CD1	2.47	0.44
36:BG:128:ARG:O	36:BG:129:GLY:C	2.55	0.44
38:BI:79:ILE:HA	38:BI:80:PRO:HD3	1.78	0.44
43:BR:8:ARG:HE	43:BR:8:ARG:CA	2.15	0.44
43:BR:111:LEU:HD23	43:BR:111:LEU:HA	1.74	0.44
46:BU:92:ARG:HB3	46:BU:95:LEU:HD12	1.98	0.44
51:BZ:51:ALA:O	51:BZ:52:SER:HB3	2.18	0.44
51:BZ:74:VAL:HG22	51:BZ:86:VAL:CG1	2.46	0.44
51:BZ:126:VAL:HG12	51:BZ:163:LEU:HA	1.98	0.44
51:BZ:152:ALA:HB2	51:BZ:168:GLU:CA	2.48	0.44
1:CA:102:G:C5	1:CA:103:C:C5	3.06	0.44
1:CA:137:C:N4	1:CA:226:G:H1	2.14	0.44
1:CA:189(F):U:C4	17:CQ:72:ARG:NH2	2.86	0.44
1:CA:196:A:N3	1:CA:222:U:H1'	2.33	0.44
1:CA:353:A:C2'	1:CA:354:G:OP2	2.65	0.44
1:CA:500:G:N2	1:CA:546:G:H1'	2.32	0.44
1:CA:542:G:O2'	1:CA:543:C:H5'	2.17	0.44
1:CA:544:G:H2'	1:CA:545:C:C6	2.53	0.44
1:CA:562:C:N4	1:CA:884:U:C6	2.85	0.44
1:CA:601:C:O2'	1:CA:602:A:H5'	2.17	0.44
1:CA:677:U:H2'	1:CA:678:U:H6	1.81	0.44
1:CA:859:A:C8	1:CA:860:A:C8	3.05	0.44
1:CA:930:C:C4	1:CA:931:C:C5	3.06	0.44
1:CA:1107:C:C4	1:CA:1108:G:C8	3.04	0.44
1:CA:1138:G:H3'	1:CA:1138:G:N3	2.33	0.44
2:CB:219:VAL:HA	2:CB:222:ILE:CD1	2.47	0.44

Continued on next page...

Continued from previous page...

Atom-1	Atom-2	Interatomic distance (Å)	Clash overlap (Å)
4:CD:92:VAL:O	4:CD:96:LEU:HD22	2.17	0.44
9:CI:111:ARG:HG3	14:CN:61:TRP:HE1	1.83	0.44
10:CJ:7:LYS:O	10:CJ:96:ILE:HA	2.17	0.44
15:CO:32:LEU:O	15:CO:36:ILE:HG13	2.17	0.44
17:CQ:5:VAL:O	17:CQ:6:LEU:HD23	2.18	0.44
20:CT:63:ILE:O	20:CT:66:ALA:HB3	2.17	0.44
20:CT:82:SER:O	20:CT:86:ARG:HB2	2.17	0.44
24:D2:32:LEU:HA	24:D2:37:PHE:HB3	2.00	0.44
25:D3:50:VAL:O	25:D3:51:ALA:C	2.55	0.44
31:DA:34:C:O2'	31:DA:35:G:OP1	2.33	0.44
31:DA:181:A:H2	31:DA:434:U:O4'	2.01	0.44
31:DA:192:C:C2'	31:DA:193:U:H5'	2.48	0.44
31:DA:213:A:H2'	31:DA:214:G:O4'	2.18	0.44
31:DA:252:G:P	41:DP:50:ARG:HH11	2.40	0.44
31:DA:649:G:C5	31:DA:650:C:C4	3.05	0.44
31:DA:675:A:C5	31:DA:804:A:C2	3.05	0.44
31:DA:684:G:N1	31:DA:774:A:C2	2.86	0.44
31:DA:705:A:C8	31:DA:727:A:C2	3.05	0.44
31:DA:828:U:O2	31:DA:828:U:C3'	2.65	0.44
31:DA:943:U:O2'	31:DA:944:G:H5'	2.17	0.44
31:DA:1131:G:OP1	39:DN:80:GLY:HA2	2.16	0.44
31:DA:1323:U:OP1	48:DW:98:LYS:NZ	2.51	0.44
31:DA:1444:G:N2	31:DA:1548:C:C2	2.86	0.44
31:DA:1529:G:H21	31:DA:1530:C:C5'	2.11	0.44
31:DA:1886:C:H6	31:DA:1886:C:O5'	1.99	0.44
31:DA:1904:G:H2'	31:DA:1905:C:O5'	2.18	0.44
31:DA:1985:G:O2'	31:DA:1986:A:H5'	2.18	0.44
31:DA:2494:G:H2'	31:DA:2495:G:O5'	2.15	0.44
31:DA:2870:C:H2'	31:DA:2871:C:C5'	2.46	0.44
32:DB:13:A:O2'	32:DB:15:A:O5'	2.34	0.44
34:DE:33:VAL:O	34:DE:33:VAL:HG13	2.17	0.44
34:DE:66:HIS:O	34:DE:66:HIS:CD2	2.70	0.44
34:DE:89:ASP:O	34:DE:90:THR:CB	2.65	0.44
41:DP:39:LYS:C	41:DP:41:ARG:H	2.20	0.44
42:DQ:83:MET:O	42:DQ:83:MET:CG	2.62	0.44
45:DT:52:ILE:HG22	45:DT:53:ARG:N	2.33	0.44
48:DW:17:VAL:O	48:DW:18:ARG:C	2.55	0.44
1:AA:432:A:N7	1:AA:433:C:C2	2.85	0.44
1:AA:438:G:O2'	1:AA:493:G:C2	2.66	0.44
1:AA:451:A:C5	1:AA:481:G:C6	3.05	0.44
1:AA:501:C:H2'	1:AA:502:G:H8	1.83	0.44

Continued on next page...

Continued from previous page...

Atom-1	Atom-2	Interatomic distance (Å)	Clash overlap (Å)
1:AA:518:C:H4'	1:AA:519:C:H5''	1.99	0.44
1:AA:1054:C:H3'	1:AA:1054:C:O2	2.17	0.44
1:AA:1425:U:H2'	1:AA:1426:C:H6	1.83	0.44
1:AA:1429:C:H2'	1:AA:1430:C:C6	2.53	0.44
3:AC:186:PHE:CE2	3:AC:188:LEU:HD21	2.52	0.44
4:AD:17:VAL:HG12	4:AD:18:LYS:N	2.32	0.44
6:AF:10:LEU:N	6:AF:10:LEU:CD1	2.80	0.44
8:AH:112:LEU:HD12	8:AH:114:THR:HG22	2.00	0.44
11:AK:124:LYS:HB3	11:AK:125:PHE:HD1	1.82	0.44
12:AL:90:VAL:C	12:AL:92:ASP:H	2.19	0.44
23:B1:79:GLY:O	23:B1:80:LEU:HG	2.18	0.44
23:B1:91:LYS:O	23:B1:92:LYS:HD2	2.18	0.44
26:B4:19:GLY:O	26:B4:21:VAL:N	2.51	0.44
29:B7:34:ARG:NH1	31:BA:466:A:OP1	2.50	0.44
30:B8:2:PRO:O	30:B8:3:LYS:C	2.55	0.44
30:B8:4:MET:O	30:B8:62:LEU:HD12	2.18	0.44
30:B8:43:GLN:C	30:B8:44:LYS:HD2	2.38	0.44
31:BA:465:G:C6	31:BA:466:A:N6	2.85	0.44
31:BA:565:C:H5'	31:BA:1253:A:N6	2.33	0.44
31:BA:719:C:H2'	31:BA:720:C:H6	1.82	0.44
31:BA:1037:G:H1	31:BA:1118:C:N4	2.14	0.44
31:BA:1488:G:N2	31:BA:1502:C:C6	2.85	0.44
31:BA:1504:C:HO2'	31:BA:1505:C:P	2.40	0.44
31:BA:1668:A:H4'	31:BA:1669:A:O5'	2.17	0.44
31:BA:2779:U:O2	31:BA:2779:U:O4'	2.35	0.44
33:BD:142:VAL:HG21	33:BD:191:ALA:CB	2.47	0.44
35:BF:203:GLN:CA	35:BF:206:ILE:O	2.63	0.44
36:BG:96:ARG:O	36:BG:99:MET:HB3	2.17	0.44
39:BN:82:LEU:H	39:BN:82:LEU:CD1	2.24	0.44
42:BQ:8:LYS:CD	42:BQ:9:TYR:N	2.75	0.44
42:BQ:26:TYR:CE1	42:BQ:28:ALA:HB2	2.52	0.44
42:BQ:82:ARG:HG2	42:BQ:82:ARG:NH1	2.33	0.44
43:BR:104:ARG:HD2	43:BR:111:LEU:HD11	2.00	0.44
44:BS:58:LEU:HD21	44:BS:68:GLN:CB	2.47	0.44
44:BS:83:LYS:HE3	44:BS:105:ALA:CB	2.41	0.44
45:BT:16:ARG:HD3	45:BT:16:ARG:HA	1.52	0.44
49:BX:27:THR:OG1	49:BX:77:LYS:HA	2.16	0.44
51:BZ:40:ASP:OD1	51:BZ:42:VAL:HG12	2.18	0.44
1:CA:66:G:O4'	1:CA:173:U:C4	2.70	0.44
1:CA:101:A:C2'	1:CA:102:G:H5'	2.47	0.44
1:CA:522:C:H5''	12:CL:120:TYR:OH	2.18	0.44

Continued on next page...

Continued from previous page...

Atom-1	Atom-2	Interatomic distance (Å)	Clash overlap (Å)
1:CA:581:G:N2	1:CA:582:U:C4	2.86	0.44
1:CA:748:C:C4'	1:CA:749:C:O5'	2.64	0.44
1:CA:790:A:N6	1:CA:791:G:C6	2.86	0.44
1:CA:1112:C:N3	3:CC:178:LEU:HD23	2.33	0.44
1:CA:1184:G:OP1	1:CA:1184:G:H8	2.00	0.44
1:CA:1206:G:C6	1:CA:1207:G:C6	3.06	0.44
1:CA:1260:C:H4'	1:CA:1284:C:H5'	2.00	0.44
1:CA:1293:G:O2'	1:CA:1294:G:P	2.76	0.44
2:CB:55:PHE:C	2:CB:57:PHE:N	2.71	0.44
2:CB:97:TRP:HH2	2:CB:176:GLU:CD	2.21	0.44
8:CH:31:PHE:O	8:CH:34:GLU:HB2	2.18	0.44
9:CI:13:ALA:HA	9:CI:67:GLY:O	2.18	0.44
11:CK:122:LYS:HE2	11:CK:122:LYS:HB3	1.66	0.44
13:CM:105:THR:O	13:CM:106:ASN:O	2.35	0.44
18:CR:53:ARG:C	18:CR:55:ARG:H	2.20	0.44
20:CT:81:LYS:O	20:CT:83:ARG:N	2.51	0.44
24:D2:26:ARG:HG3	24:D2:29:LYS:HZ1	1.82	0.44
24:D2:52:ASP:O	24:D2:55:ARG:N	2.42	0.44
27:D5:51:TYR:HD2	27:D5:52:TYR:CZ	2.33	0.44
31:DA:110:G:C2	31:DA:111:A:C8	3.05	0.44
31:DA:448:U:H1'	35:DF:84:VAL:CG1	2.47	0.44
31:DA:721:C:O2	31:DA:721:C:C2'	2.60	0.44
31:DA:1262:A:C5	31:DA:1263:U:C5	3.05	0.44
31:DA:1688:U:H5'	31:DA:1689:A:OP1	2.18	0.44
31:DA:2243:U:H2'	31:DA:2244:U:C6	2.52	0.44
31:DA:2280:G:O2'	31:DA:2388:A:N1	2.39	0.44
31:DA:2295:C:H2'	31:DA:2295:C:O2	2.16	0.44
31:DA:2305:A:O2'	36:DG:136:ARG:HD3	2.17	0.44
31:DA:2319:G:OP2	31:DA:2319:G:H4'	2.18	0.44
31:DA:2468:G:C5'	42:DQ:120:ILE:HD12	2.48	0.44
31:DA:2598:A:H3'	33:DD:236:GLY:HA2	2.00	0.44
33:DD:34:VAL:O	33:DD:34:VAL:HG13	2.17	0.44
33:DD:228:PRO:HD3	33:DD:234:GLY:O	2.18	0.44
35:DF:53:THR:HG23	35:DF:55:GLY:CA	2.47	0.44
35:DF:89:VAL:CG1	35:DF:90:PHE:N	2.62	0.44
36:DG:7:LEU:HD23	36:DG:176:LEU:HD22	1.97	0.44
37:DH:41:MET:HE2	37:DH:55:PRO:HD3	1.98	0.44
37:DH:70:THR:O	37:DH:73:ALA:N	2.50	0.44
38:DI:85:GLU:O	38:DI:123:LEU:HD12	2.16	0.44
39:DN:22:THR:HA	39:DN:61:ARG:O	2.17	0.44
41:DP:88:LEU:O	41:DP:89:ALA:C	2.56	0.44

Continued on next page...

Continued from previous page...

Atom-1	Atom-2	Interatomic distance (Å)	Clash overlap (Å)
43:DR:44:LEU:HD23	43:DR:44:LEU:HA	1.84	0.44
43:DR:111:LEU:HD23	43:DR:111:LEU:HA	1.71	0.44
44:DS:64:GLU:OE2	44:DS:64:GLU:N	2.50	0.44
46:DU:20:LEU:HB3	46:DU:39:LEU:HD11	1.98	0.44
46:DU:66:ASN:HA	46:DU:76:TYR:HB2	1.99	0.44
46:DU:83:LEU:O	46:DU:88:ILE:HG13	2.17	0.44
50:DY:39:VAL:O	50:DY:40:GLU:CD	2.56	0.44
50:DY:66:PRO:O	50:DY:67:LEU:HB3	2.18	0.44
1:AA:20:U:O2'	1:AA:21:G:H5'	2.17	0.44
1:AA:600:C:O2'	1:AA:601:C:H5'	2.17	0.44
1:AA:638:G:O2'	1:AA:639:G:H5'	2.17	0.44
1:AA:1142:G:H2'	1:AA:1143:G:O4'	2.16	0.44
1:AA:1245:A:N1	1:AA:1293:G:C6	2.85	0.44
1:AA:1505:G:C4'	1:AA:1506:U:H5''	2.41	0.44
11:AK:57:THR:HG23	11:AK:58:PRO:HD2	1.99	0.44
16:AP:3:LYS:O	16:AP:21:VAL:HA	2.17	0.44
18:AR:44:LEU:HD23	18:AR:48:GLY:O	2.17	0.44
24:B2:33:MET:CG	49:BX:10:ALA:HB1	2.48	0.44
27:B5:41:PRO:HG2	27:B5:44:THR:OG1	2.17	0.44
31:BA:41:C:H2'	31:BA:42:G:O4'	2.18	0.44
31:BA:108:U:H2'	31:BA:109:G:H8	1.83	0.44
31:BA:529:A:N6	31:BA:2041:U:C2	2.86	0.44
31:BA:1204:A:H2	31:BA:1241:A:N1	2.16	0.44
31:BA:1244:G:C2'	31:BA:1245:G:H5'	2.48	0.44
31:BA:1481:U:H5'	31:BA:1482:G:P	2.58	0.44
31:BA:1673:U:C4	34:BE:129:HIS:CD2	3.06	0.44
31:BA:2243:U:H2'	31:BA:2244:U:C6	2.52	0.44
31:BA:2877:G:O2'	31:BA:2878:U:H5'	2.16	0.44
33:BD:78:LYS:HE3	33:BD:78:LYS:HB2	1.85	0.44
34:BE:101:ARG:HB3	34:BE:201:THR:HG1	1.83	0.44
34:BE:111:ARG:CG	43:BR:2:ARG:HG3	2.46	0.44
35:BF:139:PHE:CD2	35:BF:139:PHE:C	2.91	0.44
36:BG:89:GLY:O	36:BG:90:LEU:C	2.56	0.44
37:BH:85:LYS:CE	37:BH:145:ALA:CA	2.96	0.44
38:BI:25:TYR:CE1	38:BI:30:LEU:HD21	2.53	0.44
41:BP:146:VAL:CG2	41:BP:147:LEU:N	2.75	0.44
45:BT:65:LYS:HG3	45:BT:66:VAL:H	1.82	0.44
47:BV:67:GLY:O	47:BV:69:LYS:N	2.50	0.44
48:BW:57:ASN:O	48:BW:58:ALA:C	2.56	0.44
51:BZ:10:ARG:HH21	51:BZ:26:GLY:N	2.12	0.44
1:CA:90:U:H3'	1:CA:90:U:C6	2.53	0.44

Continued on next page...

Continued from previous page...

Atom-1	Atom-2	Interatomic distance (Å)	Clash overlap (Å)
1:CA:97:G:O2'	1:CA:98:G:O5'	2.34	0.44
1:CA:173:U:O4'	1:CA:197:A:C4	2.71	0.44
1:CA:339:C:OP2	40:DO:97:ARG:NH1	2.51	0.44
1:CA:366:C:C1'	1:CA:367:U:OP1	2.66	0.44
1:CA:445:G:C6	1:CA:490:G:C6	3.06	0.44
1:CA:955:U:H1'	1:CA:1227:A:H61	1.81	0.44
1:CA:1096:C:H2'	1:CA:1097:C:C6	2.48	0.44
1:CA:1191:A:H5''	3:CC:4:LYS:HZ2	1.83	0.44
4:CD:108:LEU:CD1	4:CD:174:LEU:HD13	2.48	0.44
5:CE:100:VAL:O	5:CE:107:ARG:NH2	2.41	0.44
6:CF:82:ARG:HB2	6:CF:85:VAL:HG23	1.99	0.44
14:CN:44:LEU:C	14:CN:44:LEU:HD12	2.37	0.44
15:CO:55:GLY:O	15:CO:59:MET:HG3	2.17	0.44
20:CT:84:LEU:O	20:CT:88:VAL:HG23	2.17	0.44
28:D6:15:GLU:OE1	28:D6:18:ARG:HD2	2.17	0.44
29:D7:32:LYS:HE3	31:DA:180:G:OP1	2.18	0.44
31:DA:389:G:H1	41:DP:71:VAL:H	1.66	0.44
31:DA:639:U:O2'	31:DA:640:C:H5'	2.17	0.44
31:DA:1327:C:O2'	31:DA:1328:G:H5'	2.18	0.44
31:DA:1844:C:OP1	33:DD:257:LEU:HD23	2.18	0.44
31:DA:2203:U:O2'	33:DD:151:LYS:HG2	2.17	0.44
31:DA:2287:A:H2	31:DA:2346:A:C2	2.35	0.44
31:DA:2464:C:O2'	31:DA:2465:C:O5'	2.36	0.44
31:DA:2649:U:C2	31:DA:2672:G:N2	2.85	0.44
32:DB:58:A:H5'	32:DB:59:A:OP2	2.18	0.44
35:DF:25:PRO:HB3	35:DF:119:ARG:HG3	1.99	0.44
39:DN:91:LEU:O	39:DN:95:PRO:HB3	2.18	0.44
41:DP:21:ARG:O	41:DP:21:ARG:HG2	2.17	0.44
42:DQ:34:LEU:HD11	42:DQ:129:THR:CB	2.46	0.44
43:DR:59:ASP:OD1	43:DR:61:HIS:HB3	2.17	0.44
45:DT:61:PHE:CZ	45:DT:76:PHE:HB2	2.53	0.44
46:DU:66:ASN:HB2	46:DU:76:TYR:HB2	1.99	0.44
46:DU:92:ARG:NH2	47:DV:10:LYS:HG2	2.33	0.44
46:DU:92:ARG:HH22	47:DV:10:LYS:HB3	1.83	0.44
47:DV:54:GLY:O	47:DV:56:SER:N	2.42	0.44
49:DX:7:VAL:HG12	49:DX:30:VAL:HG12	1.99	0.44
50:DY:38:ILE:CG2	50:DY:39:VAL:N	2.67	0.44
50:DY:83:THR:HG21	50:DY:94:LYS:HD2	1.98	0.44
1:AA:174:C:O5'	1:AA:174:C:H6	2.01	0.44
1:AA:346:G:H5''	45:BT:41:ARG:HE	1.83	0.44
1:AA:380:G:N1	1:AA:384:G:C6	2.86	0.44

Continued on next page...

Continued from previous page...

Atom-1	Atom-2	Interatomic distance (Å)	Clash overlap (Å)
1:AA:413:G:N2	1:AA:429:U:OP2	2.47	0.44
1:AA:525:C:H2'	1:AA:526:C:H6	1.79	0.44
1:AA:582:U:C2	1:AA:760:G:C6	3.06	0.44
1:AA:657:G:C2	1:AA:750:G:C5	3.05	0.44
1:AA:702:A:H3'	1:AA:703:G:H5'	1.99	0.44
1:AA:1100:C:OP2	2:AB:96:ARG:HG2	2.18	0.44
1:AA:1497:G:C2'	1:AA:1498:U:H5'	2.44	0.44
1:AA:1498:U:H1'	1:AA:1499:A:OP2	2.18	0.44
3:AC:124:ILE:HD11	3:AC:130:VAL:HG13	1.99	0.44
4:AD:79:PHE:C	4:AD:79:PHE:CD2	2.92	0.44
4:AD:108:LEU:CD1	4:AD:174:LEU:HD13	2.48	0.44
5:AE:81:GLU:HG2	5:AE:90:VAL:HG22	2.00	0.44
12:AL:91:LYS:O	12:AL:91:LYS:CG	2.66	0.44
16:AP:81:ARG:HD3	16:AP:83:GLU:OE2	2.17	0.44
21:AU:21:TYR:O	21:AU:22:ARG:HB2	2.18	0.44
22:B0:82:ARG:HA	22:B0:83:PRO:HD2	1.86	0.44
27:B5:40:LYS:NZ	27:B5:46:CYS:O	2.49	0.44
28:B6:19:ARG:HD2	28:B6:43:CYS:SG	2.57	0.44
30:B8:61:LEU:HD13	31:BA:593:G:H4'	2.00	0.44
31:BA:118:A:N3	31:BA:178:G:H1'	2.33	0.44
31:BA:142:A:C8	31:BA:1595:G:N2	2.66	0.44
31:BA:299:A:H5''	50:BY:84:ARG:HH21	1.83	0.44
31:BA:385:C:C2'	31:BA:386:G:OP2	2.65	0.44
31:BA:540:C:H2'	31:BA:541:C:O5'	2.18	0.44
31:BA:838:C:H2'	31:BA:839:U:H6	1.83	0.44
31:BA:1410:G:C4	31:BA:1411:C:C5	3.06	0.44
31:BA:1439:A:C2	31:BA:1553:A:C4	3.06	0.44
31:BA:1461:G:C2'	31:BA:1462:C:H5'	2.48	0.44
31:BA:1496:A:H8	31:BA:1577:C:O2'	1.99	0.44
31:BA:2473:U:O2	31:BA:2473:U:H2'	2.17	0.44
32:BB:55:U:O2	32:BB:56:G:C8	2.71	0.44
33:BD:35:LYS:NZ	33:BD:64:ILE:C	2.71	0.44
36:BG:51:ARG:HD3	36:BG:53:LEU:HD21	2.00	0.44
37:BH:83:TYR:HB3	37:BH:134:SER:HA	1.98	0.44
39:BN:65:LYS:HD3	39:BN:65:LYS:C	2.37	0.44
42:BQ:20:ALA:HB2	42:BQ:99:PRO:CG	2.48	0.44
43:BR:29:LEU:HD12	43:BR:29:LEU:HA	1.86	0.44
44:BS:64:GLU:OE2	44:BS:64:GLU:N	2.51	0.44
45:BT:78:LEU:HD22	45:BT:79:HIS:CE1	2.52	0.44
46:BU:50:ARG:NH2	47:BV:75:PHE:CD2	2.86	0.44
51:BZ:157:LEU:HA	51:BZ:158:PRO:HD2	1.90	0.44

Continued on next page...

Continued from previous page...

Atom-1	Atom-2	Interatomic distance (Å)	Clash overlap (Å)
1:CA:67:C:H2'	1:CA:68:G:H8	1.82	0.44
1:CA:976:G:OP1	14:CN:32:SER:N	2.41	0.44
1:CA:1072:G:C6	1:CA:1073:U:O4	2.70	0.44
1:CA:1442:G:C8	1:CA:1442(B):A:H2	2.35	0.44
1:CA:1510:U:H2'	1:CA:1511:G:C8	2.52	0.44
1:CA:1522:U:H2'	1:CA:1523:G:H8	1.83	0.44
2:CB:185:ILE:CG2	2:CB:199:TYR:HB2	2.23	0.44
5:CE:120:THR:O	5:CE:121:LYS:HB2	2.18	0.44
8:CH:30:ARG:HB3	8:CH:30:ARG:NH1	2.33	0.44
11:CK:96:ARG:O	11:CK:99:GLN:HG2	2.17	0.44
15:CO:9:GLN:O	15:CO:10:LYS:C	2.55	0.44
15:CO:55:GLY:HA2	15:CO:58:MET:CE	2.48	0.44
23:D1:48:LYS:HD3	23:D1:48:LYS:HA	1.60	0.44
23:D1:78:LYS:NZ	23:D1:93:GLU:HB2	2.33	0.44
30:D8:35:GLN:HG2	31:DA:2420:C:P	2.58	0.44
31:DA:17:G:H4'	46:DU:25:TRP:CZ2	2.52	0.44
31:DA:73:A:H2'	31:DA:74:A:OP2	2.18	0.44
31:DA:198:C:H5'	31:DA:2244:U:OP1	2.17	0.44
31:DA:216:A:C4	31:DA:432:A:C2	3.05	0.44
31:DA:1147:C:C2'	31:DA:1148:A:O5'	2.66	0.44
31:DA:1176:G:C4'	31:DA:1177:A:OP1	2.66	0.44
31:DA:1210:A:H5''	31:DA:1211:U:C3'	2.46	0.44
31:DA:1340:U:OP2	49:DX:76:ARG:NH2	2.51	0.44
31:DA:2082:A:H2'	31:DA:2083:G:O4'	2.17	0.44
31:DA:2646:C:O5'	31:DA:2646:C:H6	2.01	0.44
32:DB:33:G:N2	32:DB:50:G:C4	2.86	0.44
32:DB:117:G:H4'	44:DS:55:ALA:HB1	1.98	0.44
37:DH:154:PRO:O	37:DH:156:ALA:N	2.40	0.44
38:DI:72:LEU:HD12	38:DI:138:ILE:HG23	2.00	0.44
39:DN:72:TYR:CE1	39:DN:87:LEU:HD23	2.53	0.44
43:DR:12:ARG:HB3	43:DR:16:HIS:HB3	2.00	0.44
45:DT:34:VAL:HG13	45:DT:39:ARG:HA	1.99	0.44
49:DX:35:THR:O	49:DX:39:ILE:HG23	2.18	0.44
49:DX:82:GLN:CG	49:DX:83:VAL:N	2.80	0.44
1:AA:173:U:O4'	1:AA:197:A:C4	2.71	0.44
1:AA:373:A:C4	1:AA:482:A:N7	2.85	0.44
1:AA:543:C:N3	1:AA:544:G:N7	2.66	0.44
1:AA:626:U:H4'	16:AP:38:TYR:CZ	2.52	0.44
1:AA:859:A:C8	1:AA:860:A:C8	3.05	0.44
1:AA:1071:C:H5''	5:AE:49:PRO:HG3	1.99	0.44
2:AB:91:PRO:N	2:AB:154:LEU:HD12	2.33	0.44

Continued on next page...

Continued from previous page...

Atom-1	Atom-2	Interatomic distance (Å)	Clash overlap (Å)
2:AB:118:LEU:HD11	2:AB:141:GLU:HG2	2.00	0.44
3:AC:138:VAL:CG2	3:AC:151:VAL:HG23	2.47	0.44
4:AD:2:GLY:O	4:AD:4:TYR:N	2.50	0.44
4:AD:31:CYS:C	4:AD:33:MET:N	2.61	0.44
7:AG:145:ALA:O	7:AG:146:GLU:HB2	2.18	0.44
12:AL:38:THR:HG21	12:AL:65:GLU:OE2	2.18	0.44
16:AP:81:ARG:C	16:AP:82:GLN:HE21	2.21	0.44
19:AS:10:PHE:HZ	19:AS:70:LYS:HE2	1.83	0.44
31:BA:1839:G:H2'	31:BA:1839:G:N3	2.31	0.44
31:BA:2080:G:N2	31:BA:2241:A:C4	2.86	0.44
31:BA:2248:C:O2	31:BA:2248:C:H2'	2.18	0.44
31:BA:2432:A:H2'	31:BA:2433:A:C8	2.53	0.44
31:BA:2680:C:OP2	34:BE:111:ARG:NH2	2.51	0.44
31:BA:2702:U:O2'	31:BA:2703:C:C5	2.69	0.44
31:BA:2747:G:C6	31:BA:2754:U:C5	3.06	0.44
32:BB:2:C:C2	32:BB:3:C:C5	3.06	0.44
32:BB:115:G:C3'	32:BB:116:G:H5''	2.48	0.44
33:BD:33:LEU:HB2	33:BD:34:VAL:H	1.70	0.44
36:BG:153:ARG:CZ	36:BG:153:ARG:HB3	2.48	0.44
43:BR:9:LYS:C	43:BR:10:LEU:HG	2.38	0.44
45:BT:92:GLY:O	45:BT:94:ALA:N	2.50	0.44
46:BU:92:ARG:NH2	47:BV:10:LYS:CB	2.80	0.44
47:BV:97:LYS:O	47:BV:97:LYS:HG3	2.18	0.44
49:BX:57:LEU:HD11	49:BX:77:LYS:HD2	1.99	0.44
1:CA:6:G:H4'	1:CA:298:A:H4'	2.00	0.44
1:CA:112:G:C2	1:CA:113:G:C8	3.05	0.44
1:CA:397:A:H5''	1:CA:397:A:N3	2.33	0.44
1:CA:503:C:C6	1:CA:504:C:H5	2.36	0.44
1:CA:520:A:H2	1:CA:536:C:O2	2.01	0.44
1:CA:590:C:O2'	1:CA:591:U:H5'	2.17	0.44
1:CA:603:U:O2'	1:CA:604:G:H5'	2.18	0.44
1:CA:663:A:O2'	1:CA:664:G:H5'	2.17	0.44
1:CA:1422:G:O2'	1:CA:1423:G:H5'	2.17	0.44
1:CA:1465:C:C4	1:CA:1466:C:C4	3.06	0.44
3:CC:152:ILE:HB	3:CC:199:LYS:HB2	1.99	0.44
4:CD:43:HIS:HA	4:CD:46:LYS:HE3	1.99	0.44
4:CD:188:LEU:HA	4:CD:189:PRO:HD2	1.88	0.44
6:CF:91:VAL:HG11	18:CR:72:ARG:NH1	2.33	0.44
8:CH:10:LEU:HD23	8:CH:10:LEU:H	1.78	0.44
12:CL:69:TYR:HB3	12:CL:99:HIS:CD2	2.52	0.44
17:CQ:3:LYS:HB2	17:CQ:60:ILE:HD11	2.00	0.44

Continued on next page...

Continued from previous page...

Atom-1	Atom-2	Interatomic distance (Å)	Clash overlap (Å)
22:D0:77:ARG:NH2	31:DA:857:C:OP2	2.48	0.44
29:D7:46:VAL:HB	29:D7:48:LYS:HZ3	1.83	0.44
30:D8:58:ILE:HD13	30:D8:58:ILE:HA	1.80	0.44
31:DA:90:U:C1'	31:DA:92:A:H5''	2.43	0.44
31:DA:183:C:H2'	31:DA:184:C:H5'	1.99	0.44
31:DA:272(B):G:C2'	31:DA:272(C):G:O5'	2.66	0.44
31:DA:356:G:C2	31:DA:357:A:C4	3.06	0.44
31:DA:536:A:C2'	31:DA:537:C:O5'	2.66	0.44
31:DA:554:U:O2'	31:DA:555:U:H5'	2.17	0.44
31:DA:626:U:H5''	31:DA:627:A:C5'	2.48	0.44
31:DA:691:C:O2'	31:DA:692:C:H5'	2.17	0.44
31:DA:774:A:H2	31:DA:787:U:O2'	1.98	0.44
31:DA:942:G:C6	31:DA:943:U:C4	3.06	0.44
31:DA:958:U:H5''	42:DQ:14:ARG:HD3	1.99	0.44
31:DA:1050:A:C2	31:DA:2751:G:C5	3.06	0.44
31:DA:1408:C:C2	31:DA:1595:G:N2	2.86	0.44
31:DA:1779:U:C2	31:DA:1783:A:N7	2.86	0.44
31:DA:1839:G:C8	31:DA:1927:A:C1'	3.01	0.44
31:DA:1999:C:OP1	31:DA:2723:C:O2'	2.35	0.44
31:DA:2064:C:H2'	31:DA:2065:C:C6	2.52	0.44
31:DA:2377:A:H2'	31:DA:2378:A:C8	2.53	0.44
33:DD:25:THR:CG2	33:DD:82:ILE:H	2.30	0.44
33:DD:28:GLU:CB	33:DD:29:PRO:CD	2.96	0.44
34:DE:27:LEU:HD13	45:DT:1:MET:HE2	2.00	0.44
34:DE:98:PRO:HD3	34:DE:175:VAL:CG1	2.48	0.44
35:DF:170:LEU:HD22	35:DF:172:TRP:CZ2	2.53	0.44
36:DG:10:LYS:O	36:DG:15:VAL:HG23	2.17	0.44
36:DG:101:ILE:HG23	36:DG:102:PHE:N	2.32	0.44
36:DG:116:ASP:O	36:DG:117:PHE:HB3	2.18	0.44
42:DQ:20:ALA:HB2	42:DQ:99:PRO:CG	2.47	0.44
44:DS:53:SER:O	44:DS:56:LEU:N	2.42	0.44
46:DU:92:ARG:O	46:DU:94:ASN:N	2.51	0.44
47:DV:18:LEU:O	47:DV:97:LYS:HA	2.17	0.44
48:DW:84:ARG:HG3	48:DW:98:LYS:HZ2	1.82	0.44
51:DZ:125:LEU:HD23	51:DZ:126:VAL:N	2.33	0.44
1:AA:567:G:C2	1:AA:568:G:H1'	2.53	0.43
1:AA:748:C:C4'	1:AA:749:C:O5'	2.65	0.43
1:AA:938:A:C6	1:AA:939:G:C5	3.06	0.43
1:AA:997:U:H2'	1:AA:998:G:C8	2.53	0.43
1:AA:1504:G:H4'	1:AA:1505:G:O4'	2.18	0.43
7:AG:16:LEU:HD12	9:AI:41:VAL:O	2.17	0.43

Continued on next page...

Continued from previous page...

Atom-1	Atom-2	Interatomic distance (Å)	Clash overlap (Å)
10:AJ:54:PHE:CE1	10:AJ:55:LYS:HE3	2.53	0.43
19:AS:6:LYS:H	19:AS:6:LYS:HD2	1.83	0.43
20:AT:46:GLU:HG2	20:AT:48:LYS:HE2	2.00	0.43
22:B0:53:MET:HA	22:B0:58:THR:O	2.18	0.43
27:B5:57:VAL:HB	27:B5:58:LEU:CD1	2.46	0.43
28:B6:16:CYS:O	28:B6:18:ARG:NH1	2.51	0.43
30:B8:38:GLY:O	30:B8:39:LYS:HB3	2.18	0.43
31:BA:330:A:H2	31:BA:1210:A:C2'	2.30	0.43
31:BA:626:U:H5''	31:BA:627:A:C5'	2.48	0.43
31:BA:1377:G:H8	31:BA:1377:G:O5'	2.00	0.43
31:BA:1940:U:C4	31:BA:1964:G:H4'	2.53	0.43
31:BA:2558:C:C4	31:BA:2559:C:C5	3.06	0.43
31:BA:2774:C:H2'	31:BA:2775:A:O4'	2.18	0.43
34:BE:10:GLY:HA2	34:BE:192:ASN:ND2	2.33	0.43
34:BE:92:THR:O	34:BE:93:VAL:HG23	2.17	0.43
36:BG:11:TYR:HD2	36:BG:12:TYR:CE1	2.36	0.43
41:BP:122:PRO:HB3	25:D3:1:MET:CE	2.48	0.43
42:BQ:38:GLU:HB2	42:BQ:127:ILE:CG2	2.48	0.43
42:BQ:114:ALA:O	42:BQ:115:MET:C	2.56	0.43
43:BR:18:LEU:C	43:BR:18:LEU:HD22	2.38	0.43
44:BS:19:LYS:O	44:BS:19:LYS:CG	2.66	0.43
47:BV:18:LEU:O	47:BV:97:LYS:HA	2.18	0.43
47:BV:25:LEU:CB	47:BV:94:LEU:HD13	2.48	0.43
48:BW:45:TYR:O	48:BW:46:PHE:C	2.55	0.43
49:BX:36:LYS:C	49:BX:38:GLU:H	2.20	0.43
49:BX:80:ILE:HG23	49:BX:81:VAL:N	2.31	0.43
50:BY:26:LYS:O	50:BY:27:VAL:C	2.56	0.43
1:CA:101:A:H2'	1:CA:102:G:H5'	2.00	0.43
1:CA:437:U:H2'	1:CA:438:G:O4'	2.18	0.43
1:CA:541:G:H2'	1:CA:542:G:C8	2.52	0.43
1:CA:706:A:C5	1:CA:707:C:H5	2.36	0.43
1:CA:937:A:H1'	1:CA:1379:G:N2	2.33	0.43
1:CA:997:U:H2'	1:CA:998:G:C8	2.52	0.43
1:CA:1054:C:O2	1:CA:1054:C:H3'	2.18	0.43
1:CA:1057:G:C5	1:CA:1204:A:C2	3.05	0.43
1:CA:1483:A:H8	1:CA:1483:A:O5'	2.01	0.43
3:CC:58:GLU:H	3:CC:65:ALA:CB	2.26	0.43
3:CC:138:VAL:CG2	3:CC:151:VAL:HG23	2.48	0.43
4:CD:17:VAL:HG12	4:CD:18:LYS:N	2.32	0.43
5:CE:47:LYS:HD3	5:CE:47:LYS:N	2.33	0.43
13:CM:3:ARG:HG2	13:CM:9:ILE:HD11	1.99	0.43

Continued on next page...

Continued from previous page...

Atom-1	Atom-2	Interatomic distance (Å)	Clash overlap (Å)
14:CN:12:ARG:C	14:CN:14:PRO:HD2	2.39	0.43
15:CO:74:ASP:OD2	15:CO:77:ARG:HG2	2.17	0.43
17:CQ:99:SER:O	17:CQ:100:LYS:HD3	2.18	0.43
22:D0:41:ARG:H	22:D0:41:ARG:CD	2.19	0.43
23:D1:48:LYS:O	23:D1:49:VAL:HB	2.18	0.43
30:D8:35:GLN:HE21	30:D8:35:GLN:HB3	1.53	0.43
31:DA:950:G:C6	31:DA:951:C:N3	2.86	0.43
31:DA:1207:C:H2'	31:DA:1208:C:H6	1.82	0.43
31:DA:1683:C:H2'	31:DA:1684:C:C6	2.52	0.43
31:DA:1803:A:H2	31:DA:1822:G:N3	2.15	0.43
31:DA:1895:C:C2	31:DA:1896:G:C8	3.06	0.43
31:DA:1970:A:H5''	31:DA:1971:A:OP1	2.18	0.43
31:DA:2038:G:H2'	31:DA:2039:C:O4'	2.18	0.43
31:DA:2408:U:O2'	31:DA:2409:G:H5'	2.18	0.43
31:DA:2687:U:C4	31:DA:2688:U:C5	3.06	0.43
33:DD:197:GLY:O	33:DD:198:ASN:HB3	2.17	0.43
33:DD:246:PRO:HB2	33:DD:255:LYS:HG3	1.99	0.43
34:DE:12:THR:HG22	45:DT:58:ASN:OD1	2.18	0.43
34:DE:200:GLU:OE2	34:DE:200:GLU:N	2.50	0.43
35:DF:33:LEU:O	35:DF:37:VAL:HG23	2.17	0.43
36:DG:39:ILE:HG23	36:DG:92:VAL:CG1	2.48	0.43
36:DG:96:ARG:HB2	36:DG:97:ASP:H	1.62	0.43
37:DH:152:ARG:HD2	37:DH:152:ARG:HA	1.70	0.43
42:DQ:6:ARG:HD3	42:DQ:6:ARG:HA	1.61	0.43
42:DQ:141:GLN:C	51:DZ:70:LEU:HD13	2.39	0.43
46:DU:39:LEU:HD23	46:DU:39:LEU:HA	1.72	0.43
46:DU:80:ILE:O	46:DU:83:LEU:HB2	2.18	0.43
1:AA:585:G:N3	1:AA:879:C:H4'	2.33	0.43
1:AA:1118:C:H42	1:AA:1155:G:H1	1.66	0.43
2:AB:74:LYS:NZ	2:AB:76:GLN:HB2	2.33	0.43
3:AC:125:GLU:OE2	3:AC:189:ALA:HA	2.18	0.43
4:AD:92:VAL:O	4:AD:96:LEU:HD22	2.17	0.43
6:AF:75:LEU:CD2	6:AF:79:LEU:HD21	2.48	0.43
11:AK:19:ALA:HA	11:AK:32:ILE:HA	2.00	0.43
12:AL:32:PHE:CB	12:AL:84:LEU:HD21	2.48	0.43
12:AL:64:TYR:HB3	12:AL:65:GLU:H	1.63	0.43
12:AL:93:LEU:O	12:AL:94:PRO:C	2.56	0.43
17:AQ:3:LYS:HB2	17:AQ:60:ILE:HD11	1.99	0.43
24:B2:23:LYS:O	24:B2:27:GLU:HB2	2.18	0.43
27:B5:2:ALA:N	31:BA:747:U:C2	2.86	0.43
28:B6:40:CYS:SG	28:B6:45:LYS:HD2	2.58	0.43

Continued on next page...

Continued from previous page...

Atom-1	Atom-2	Interatomic distance (Å)	Clash overlap (Å)
28:B6:46:HIS:ND1	31:BA:2371:G:O2'	2.51	0.43
30:B8:62:LEU:H	30:B8:62:LEU:HG	1.55	0.43
31:BA:271(S):G:H2'	31:BA:271(T):C:O4'	2.18	0.43
31:BA:272(B):G:O2'	31:BA:272(C):G:O4'	2.28	0.43
31:BA:797:C:OP2	35:BF:62:ARG:HG3	2.17	0.43
31:BA:2416:C:OP1	41:BP:64:LYS:O	2.36	0.43
31:BA:2562:U:C2'	31:BA:2563:U:H5'	2.48	0.43
33:BD:174:ILE:O	33:BD:174:ILE:HG22	2.18	0.43
33:BD:206:LEU:HD23	33:BD:206:LEU:HA	1.43	0.43
34:BE:11:MET:HB3	34:BE:24:THR:HA	2.00	0.43
35:BF:8:GLN:CB	35:BF:126:VAL:HA	2.44	0.43
35:BF:65:TRP:O	35:BF:66:PRO:C	2.57	0.43
35:BF:178:PRO:C	35:BF:180:GLY:H	2.22	0.43
37:BH:149:ARG:O	37:BH:152:ARG:O	2.36	0.43
38:BI:5:LEU:HA	38:BI:36:ALA:HB2	2.00	0.43
38:BI:73:GLU:O	38:BI:73:GLU:HG3	2.18	0.43
41:BP:13:ASN:N	41:BP:13:ASN:ND2	2.64	0.43
42:BQ:16:ARG:NH1	42:BQ:16:ARG:CB	2.81	0.43
44:BS:66:ALA:HA	44:BS:69:VAL:CG1	2.48	0.43
47:BV:19:LYS:HZ3	47:BV:20:LEU:C	2.22	0.43
48:BW:8:ARG:HB3	48:BW:9:TYR:CD1	2.53	0.43
49:BX:57:LEU:HD12	49:BX:76:ARG:HG3	2.00	0.43
50:BY:27:VAL:CG1	50:BY:29:GLU:OE1	2.66	0.43
51:BZ:15:PRO:O	51:BZ:19:ARG:HD2	2.18	0.43
1:CA:92:C:H2'	1:CA:93:G:C8	2.54	0.43
1:CA:124:G:C5	1:CA:125:U:C4	3.06	0.43
1:CA:509:A:O2'	1:CA:510:A:C5'	2.66	0.43
1:CA:692:U:O2'	1:CA:694:A:N7	2.36	0.43
1:CA:750:G:C2	1:CA:751:U:C6	3.06	0.43
1:CA:986:A:N1	1:CA:1220:G:C2	2.86	0.43
1:CA:1125:U:C2'	1:CA:1126:U:OP2	2.65	0.43
1:CA:1305:G:C5'	21:CU:4:GLY:HA3	2.48	0.43
1:CA:1316:G:H1	19:CS:5:LEU:HD21	1.84	0.43
1:CA:1429:C:H2'	1:CA:1430:C:H6	1.82	0.43
2:CB:21:ARG:HB2	2:CB:39:ILE:HA	2.00	0.43
4:CD:148:VAL:CG1	4:CD:149:ALA:H	2.22	0.43
10:CJ:80:LYS:HB2	10:CJ:80:LYS:NZ	2.33	0.43
11:CK:106:LYS:O	11:CK:107:SER:HB3	2.17	0.43
14:CN:13:THR:N	14:CN:14:PRO:CD	2.80	0.43
20:CT:81:LYS:C	20:CT:83:ARG:H	2.22	0.43
22:D0:18:ALA:HB1	31:DA:2271:G:OP1	2.17	0.43

Continued on next page...

Continued from previous page...

Atom-1	Atom-2	Interatomic distance (Å)	Clash overlap (Å)
22:D0:36:ILE:HG12	22:D0:37:LEU:N	2.34	0.43
27:D5:57:VAL:HB	27:D5:58:LEU:CD1	2.47	0.43
30:D8:4:MET:SD	30:D8:61:LEU:CD1	3.06	0.43
31:DA:7:G:C2'	31:DA:8:A:O4'	2.63	0.43
31:DA:141:A:H2'	31:DA:1408:C:O2'	2.18	0.43
31:DA:174:C:C3'	31:DA:175:G:H5''	2.48	0.43
31:DA:271(A):A:N7	31:DA:271(W):G:N2	2.67	0.43
31:DA:481:G:OP2	50:DY:47:LYS:HE2	2.18	0.43
31:DA:518:G:C4	31:DA:519:U:C5	3.07	0.43
31:DA:1140:C:OP1	39:DN:23:LEU:O	2.35	0.43
31:DA:1281:G:C2	31:DA:1290:C:C2	3.06	0.43
31:DA:1378:A:C4'	31:DA:1379:A:OP1	2.56	0.43
31:DA:2681:C:H2'	31:DA:2681:C:O2	2.16	0.43
31:DA:2702:U:O2'	31:DA:2703:C:C5	2.68	0.43
33:DD:5:LYS:HD2	33:DD:5:LYS:H	1.82	0.43
33:DD:11:PRO:C	33:DD:13:ARG:N	2.72	0.43
33:DD:54:ARG:O	33:DD:218:ARG:HD3	2.17	0.43
34:DE:24:THR:CG2	34:DE:184:VAL:HG23	2.43	0.43
37:DH:156:ALA:O	37:DH:158:HIS:N	2.51	0.43
41:DP:92:GLU:HG3	41:DP:123:LEU:CD2	2.47	0.43
41:DP:113:LYS:HA	41:DP:129:ALA:O	2.17	0.43
43:DR:28:LEU:HD22	43:DR:28:LEU:O	2.18	0.43
43:DR:41:ALA:O	43:DR:42:LYS:C	2.57	0.43
43:DR:118:GLU:HA	43:DR:118:GLU:OE1	2.18	0.43
47:DV:75:PHE:HE1	47:DV:89:GLN:CB	2.15	0.43
48:DW:5:ALA:CB	48:DW:50:VAL:HG23	2.48	0.43
51:DZ:44:PHE:CE1	51:DZ:48:PHE:CD2	3.05	0.43
1:AA:329:A:C2	1:AA:332:G:C4	3.05	0.43
1:AA:434:U:C4	1:AA:435:C:N4	2.86	0.43
1:AA:601:C:O2'	1:AA:602:A:H5'	2.18	0.43
1:AA:951:G:OP2	13:AM:102:ARG:NH2	2.50	0.43
1:AA:960:U:C5	1:AA:1225:A:H1'	2.54	0.43
1:AA:1418:A:C2	1:AA:1483:A:C2	3.06	0.43
1:AA:1499:A:H1'	1:AA:1520:G:H5'	2.00	0.43
2:AB:187:LEU:HA	2:AB:201:ILE:HB	1.99	0.43
2:AB:204:ASN:ND2	2:AB:205:ASP:N	2.66	0.43
4:AD:127:THR:HA	4:AD:132:ARG:HA	2.01	0.43
15:AO:2:PRO:HB2	15:AO:3:ILE:H	1.61	0.43
24:B2:49:LYS:NZ	24:B2:53:LEU:HD12	2.32	0.43
30:B8:60:LEU:HB3	30:B8:63:PRO:HG2	2.00	0.43
31:BA:70:G:H21	31:BA:71:A:H62	1.66	0.43

Continued on next page...

Continued from previous page...

Atom-1	Atom-2	Interatomic distance (Å)	Clash overlap (Å)
31:BA:146:G:H5'	31:BA:146:G:C8	2.53	0.43
31:BA:547:A:H2'	31:BA:547:A:N3	2.33	0.43
31:BA:996:A:OP2	46:BU:92:ARG:NH2	2.51	0.43
31:BA:1364:G:H5''	31:BA:1365:A:OP2	2.18	0.43
31:BA:1562:A:C2	31:BA:1563:G:C4	3.07	0.43
31:BA:1899:G:C2'	31:BA:1900:A:OP2	2.67	0.43
31:BA:2259:G:C2	31:BA:2282:G:N1	2.86	0.43
31:BA:2422:A:C4	31:BA:2424:C:C5	3.06	0.43
31:BA:2515:C:O2'	31:BA:2516:G:H5'	2.18	0.43
31:BA:2876:G:H4'	45:BT:3:ARG:CD	2.48	0.43
32:BB:27:C:C4	32:BB:28:C:C4	3.07	0.43
33:BD:31:LYS:O	33:BD:32:SER:O	2.37	0.43
33:BD:127:VAL:HA	33:BD:193:VAL:CG2	2.42	0.43
34:BE:12:THR:HG22	45:BT:58:ASN:OD1	2.17	0.43
35:BF:70:THR:CG2	35:BF:72:ARG:HB2	2.49	0.43
35:BF:108:LYS:HD3	35:BF:108:LYS:HA	1.66	0.43
36:BG:37:VAL:HA	36:BG:158:ALA:O	2.18	0.43
37:BH:87:LEU:HD13	37:BH:148:ILE:HG21	2.00	0.43
38:BI:133:HIS:O	38:BI:135:GLU:HG3	2.18	0.43
39:BN:42:TRP:HA	39:BN:48:MET:HE1	2.00	0.43
42:BQ:22:LYS:NZ	42:BQ:25:ASP:OD1	2.50	0.43
43:BR:42:LYS:O	43:BR:45:ARG:HG3	2.18	0.43
45:BT:68:TYR:O	45:BT:70:VAL:N	2.51	0.43
46:BU:87:GLY:O	47:BV:52:VAL:HG13	2.19	0.43
49:BX:63:LYS:HZ2	49:BX:70:LEU:CD1	2.30	0.43
51:BZ:166:SER:HB2	51:BZ:167:PRO:CA	2.49	0.43
1:CA:32:A:C2	1:CA:33:A:C4	3.07	0.43
1:CA:451:A:C6	1:CA:481:G:C5	3.06	0.43
1:CA:499:A:C4'	1:CA:500:G:H5'	2.49	0.43
1:CA:537:G:OP1	12:CL:113:ARG:NH2	2.47	0.43
1:CA:545:C:H5''	4:CD:72:GLU:HG2	2.00	0.43
1:CA:567:G:C2	1:CA:568:G:H1'	2.53	0.43
1:CA:1025:U:O2'	1:CA:1026:G:H8	2.00	0.43
1:CA:1292:U:O2'	1:CA:1293:G:H5'	2.19	0.43
5:CE:20:GLN:HE21	5:CE:20:GLN:HB3	1.61	0.43
7:CG:75:VAL:HG23	7:CG:75:VAL:O	2.18	0.43
11:CK:124:LYS:HB3	11:CK:125:PHE:HD1	1.83	0.43
23:D1:20:ARG:HG3	31:DA:381:G:OP1	2.18	0.43
23:D1:34:THR:HG22	31:DA:388:G:OP1	2.18	0.43
28:D6:27:LYS:HD2	31:DA:2285:C:C6	2.52	0.43
31:DA:14:A:C6	31:DA:526:A:C2	3.05	0.43

Continued on next page...

Continued from previous page...

Atom-1	Atom-2	Interatomic distance (Å)	Clash overlap (Å)
31:DA:128:C:H2'	31:DA:129:C:H6	1.82	0.43
31:DA:157:U:H5'	31:DA:171:G:N2	2.32	0.43
31:DA:725:G:C6	31:DA:726:G:N1	2.86	0.43
31:DA:777:A:N3	31:DA:778:G:C8	2.86	0.43
31:DA:812:C:H5''	31:DA:1250:G:O2'	2.18	0.43
31:DA:1685:C:H2'	31:DA:1686:C:O5'	2.19	0.43
31:DA:2494:G:C4	31:DA:2495:G:C8	3.06	0.43
31:DA:2855:C:H2'	31:DA:2856:C:H6	1.83	0.43
33:DD:3:VAL:O	33:DD:3:VAL:HG12	2.18	0.43
33:DD:30:GLU:CG	33:DD:63:ARG:NE	2.81	0.43
33:DD:228:PRO:HD2	33:DD:235:GLY:HA3	1.98	0.43
37:DH:149:ARG:O	37:DH:152:ARG:O	2.35	0.43
38:DI:83:ALA:CB	38:DI:88:ILE:HA	2.48	0.43
38:DI:130:TYR:HB2	38:DI:138:ILE:HD11	2.00	0.43
42:DQ:70:PRO:CA	42:DQ:95:ALA:HB2	2.48	0.43
50:DY:7:VAL:CB	50:DY:8:LYS:HZ3	2.32	0.43
1:AA:255:G:H2'	1:AA:256:U:C6	2.54	0.43
1:AA:375:U:N3	1:AA:376:G:N7	2.67	0.43
1:AA:994:A:C2	14:AN:5:ALA:HA	2.54	0.43
1:AA:1265:G:C6	1:AA:1266:G:C6	3.06	0.43
1:AA:1334:G:OP2	1:AA:1334:G:C8	2.71	0.43
2:AB:25:ASN:HA	2:AB:26:PRO:HD2	1.75	0.43
4:AD:100:ARG:NH1	4:AD:137:SER:HA	2.33	0.43
4:AD:150:GLU:CD	4:AD:150:GLU:H	2.21	0.43
8:AH:20:TYR:HA	8:AH:65:TYR:HE2	1.79	0.43
10:AJ:39:PRO:CB	10:AJ:70:ARG:HH12	2.31	0.43
11:AK:126:ARG:O	11:AK:126:ARG:HG2	2.18	0.43
17:AQ:6:LEU:O	17:AQ:58:GLU:HA	2.19	0.43
24:B2:12:GLU:C	24:B2:14:ARG:N	2.71	0.43
25:B3:6:VAL:HG22	25:B3:56:VAL:HG22	1.99	0.43
28:B6:34:LEU:HD22	28:B6:50:ARG:HH12	1.83	0.43
29:B7:39:ARG:NH2	31:BA:468:G:N7	2.60	0.43
30:B8:58:ILE:O	30:B8:61:LEU:CG	2.64	0.43
31:BA:192:C:H2'	31:BA:193:U:H5'	2.01	0.43
31:BA:194:G:H2'	31:BA:195:A:O4'	2.18	0.43
31:BA:478:A:N1	31:BA:500:G:H4'	2.34	0.43
31:BA:548:A:HO2'	31:BA:549:G:P	2.38	0.43
31:BA:700:G:H2'	31:BA:701:G:O4'	2.18	0.43
31:BA:773:U:H2'	31:BA:774:A:H5'	2.00	0.43
31:BA:838:C:C4	31:BA:839:U:C5	3.06	0.43
31:BA:1004:C:C2'	31:BA:1005:C:OP2	2.66	0.43

Continued on next page...

Continued from previous page...

Atom-1	Atom-2	Interatomic distance (Å)	Clash overlap (Å)
31:BA:1144:G:C6	31:BA:1145:C:N4	2.86	0.43
31:BA:1312:U:OP2	49:BX:62:LYS:HE3	2.18	0.43
31:BA:1408:C:C2	31:BA:1595:G:N2	2.86	0.43
31:BA:1658:C:OP1	34:BE:132:HIS:O	2.36	0.43
31:BA:2015:A:H2'	31:BA:2016:U:H5'	2.01	0.43
33:BD:44:ASN:ND2	33:BD:47:GLY:O	2.52	0.43
33:BD:94:LEU:HD22	33:BD:95:LEU:N	2.34	0.43
33:BD:109:ASP:HB2	33:BD:197:GLY:CA	2.49	0.43
33:BD:136:ILE:HA	33:BD:137:PRO:HD3	1.81	0.43
36:BG:67:LYS:HA	36:BG:68:PRO:HD2	1.90	0.43
37:BH:149:ARG:HA	37:BH:162:ILE:CG1	2.40	0.43
38:BI:90:GLY:O	38:BI:91:SER:C	2.56	0.43
39:BN:40:PRO:O	46:BU:64:ARG:NH2	2.52	0.43
41:BP:23:PRO:HB2	41:BP:33:ARG:HG3	2.01	0.43
41:BP:73:GLY:O	41:BP:74:GLU:O	2.36	0.43
44:BS:95:HIS:O	44:BS:98:VAL:HG23	2.17	0.43
45:BT:26:ASP:O	45:BT:26:ASP:OD2	2.36	0.43
45:BT:41:ARG:NH1	45:BT:43:GLN:HB2	2.34	0.43
46:BU:114:LYS:H	46:BU:114:LYS:HG2	1.62	0.43
47:BV:1:MET:SD	47:BV:46:VAL:HB	2.58	0.43
50:BY:2:ARG:O	50:BY:4:LYS:N	2.51	0.43
51:BZ:56:VAL:CG1	51:BZ:57:ILE:N	2.81	0.43
1:CA:509:A:H3'	1:CA:509:A:OP2	2.19	0.43
1:CA:525:C:H2'	1:CA:526:C:H6	1.83	0.43
1:CA:629:G:C5	1:CA:630:G:N7	2.86	0.43
1:CA:658:G:O2'	1:CA:659:U:H5'	2.17	0.43
1:CA:758:G:O5'	1:CA:758:G:H8	2.01	0.43
1:CA:950:U:H2'	1:CA:951:G:C8	2.53	0.43
1:CA:994:A:C2	14:CN:5:ALA:HA	2.54	0.43
1:CA:1141:C:H3'	1:CA:1141:C:H6	1.84	0.43
1:CA:1221:G:H4'	19:CS:53:ASN:O	2.18	0.43
1:CA:1332:A:H8	1:CA:1332:A:O5'	2.01	0.43
1:CA:1479:C:O2'	1:CA:1480:G:H5'	2.17	0.43
3:CC:29:TYR:O	3:CC:29:TYR:CD2	2.72	0.43
3:CC:79:ARG:O	3:CC:79:ARG:HG3	2.18	0.43
4:CD:88:VAL:O	4:CD:92:VAL:HG23	2.19	0.43
4:CD:196:LEU:HB3	4:CD:197:PRO:HD2	2.01	0.43
7:CG:16:LEU:HD12	9:CI:41:VAL:O	2.18	0.43
7:CG:50:ILE:O	7:CG:54:THR:O	2.37	0.43
9:CI:79:LEU:HD21	9:CI:83:ARG:HH21	1.83	0.43
10:CJ:54:PHE:CE1	10:CJ:55:LYS:HE3	2.53	0.43

Continued on next page...

Continued from previous page...

Atom-1	Atom-2	Interatomic distance (Å)	Clash overlap (Å)
12:CL:105:TYR:C	12:CL:107:ALA:H	2.21	0.43
19:CS:10:PHE:HZ	19:CS:70:LYS:HE2	1.83	0.43
20:CT:14:LYS:HB2	20:CT:17:ARG:NH2	2.33	0.43
20:CT:57:ARG:HD3	20:CT:103:GLY:H	1.83	0.43
21:CU:21:TYR:O	21:CU:22:ARG:HB2	2.18	0.43
23:D1:75:GLU:O	23:D1:76:ARG:HD3	2.17	0.43
28:D6:24:GLU:HB3	28:D6:25:LYS:H	1.57	0.43
29:D7:5:TRP:CZ3	31:DA:464:U:C4'	3.02	0.43
31:DA:241:A:H5'	31:DA:243:U:O4'	2.18	0.43
31:DA:375:C:H2'	31:DA:376:C:C6	2.53	0.43
31:DA:445:C:C2'	31:DA:446:G:H5'	2.48	0.43
31:DA:814:C:N4	41:DP:27:HIS:CD2	2.82	0.43
31:DA:927:G:H2'	31:DA:928:G:O4'	2.18	0.43
31:DA:959:A:N1	31:DA:960:A:C2	2.86	0.43
31:DA:996:A:H4'	46:DU:92:ARG:CD	2.48	0.43
31:DA:1109:C:C5	31:DA:1110:G:C5	2.97	0.43
31:DA:1189:A:N7	31:DA:1190:G:C8	2.87	0.43
31:DA:1359:A:N7	31:DA:1372:U:C4	2.85	0.43
31:DA:1528(A):A:H2'	31:DA:1529:G:O4'	2.17	0.43
31:DA:2471:C:O2	31:DA:2471:C:H2'	2.19	0.43
31:DA:2564:A:C6	31:DA:2565:A:C6	3.07	0.43
31:DA:2816:C:C2	31:DA:2831:G:C2	3.06	0.43
35:DF:8:GLN:HB2	35:DF:124:LEU:HD11	2.00	0.43
36:DG:63:ILE:HD13	36:DG:141:PHE:CE2	2.53	0.43
39:DN:78:TYR:CD1	39:DN:79:PRO:CD	2.88	0.43
41:DP:16:ARG:HD3	41:DP:16:ARG:C	2.38	0.43
41:DP:64:LYS:O	41:DP:65:ARG:C	2.54	0.43
41:DP:83:VAL:HG12	41:DP:112:LEU:CD2	2.48	0.43
42:DQ:80:GLU:HA	42:DQ:80:GLU:OE2	2.17	0.43
44:DS:19:LYS:HG2	44:DS:19:LYS:O	2.17	0.43
44:DS:83:LYS:CE	44:DS:105:ALA:HB2	2.44	0.43
44:DS:101:LEU:O	44:DS:102:ALA:O	2.37	0.43
45:DT:27:THR:O	45:DT:47:GLY:O	2.36	0.43
46:DU:51:LYS:O	46:DU:53:ARG:N	2.51	0.43
49:DX:12:VAL:O	49:DX:12:VAL:CG1	2.66	0.43
50:DY:2:ARG:O	50:DY:4:LYS:N	2.52	0.43
1:AA:101:A:H2'	1:AA:102:G:H5'	2.00	0.43
1:AA:112:G:C2	1:AA:113:G:C8	3.07	0.43
1:AA:251:G:N2	1:AA:253:U:C5	2.87	0.43
1:AA:258:G:C2	1:AA:259:G:C8	3.06	0.43
1:AA:437:U:H2'	1:AA:438:G:O4'	2.18	0.43

Continued on next page...

Continued from previous page...

Atom-1	Atom-2	Interatomic distance (Å)	Clash overlap (Å)
1:AA:499:A:H4'	1:AA:500:G:H5'	2.00	0.43
1:AA:629:G:C5	1:AA:630:G:N7	2.87	0.43
1:AA:1095:U:P	1:AA:1108:G:H1	2.41	0.43
4:AD:17:VAL:HG11	4:AD:197:PRO:CB	2.49	0.43
5:AE:146:ALA:O	5:AE:148:VAL:N	2.52	0.43
12:AL:34:ARG:HG2	12:AL:35:GLY:N	2.33	0.43
13:AM:75:ALA:O	13:AM:79:LYS:HG3	2.19	0.43
17:AQ:95:TYR:O	17:AQ:97:SER:N	2.51	0.43
20:AT:81:LYS:C	20:AT:83:ARG:H	2.21	0.43
24:B2:26:ARG:HG3	24:B2:29:LYS:NZ	2.32	0.43
27:B5:4:HIS:CB	27:B5:5:PRO:CD	2.89	0.43
30:B8:38:GLY:C	30:B8:40:GLU:N	2.71	0.43
31:BA:271(D):G:C5	31:BA:271(E):U:C5	3.07	0.43
31:BA:312:G:H5'	31:BA:331:A:O2'	2.19	0.43
31:BA:541:C:N3	31:BA:542:C:N4	2.67	0.43
31:BA:696:G:O2'	31:BA:697:C:H5'	2.18	0.43
31:BA:954:G:H2'	31:BA:955:C:O5'	2.19	0.43
31:BA:1486:A:H2'	31:BA:1487:G:C8	2.53	0.43
31:BA:1613:G:C2	31:BA:1619:G:C5	3.06	0.43
31:BA:1711:C:O2'	31:BA:1712:C:H5'	2.18	0.43
31:BA:2056:G:H2'	31:BA:2056:G:N3	2.33	0.43
31:BA:2103:C:H3'	31:BA:2104:G:H5''	1.99	0.43
31:BA:2837:G:C2'	31:BA:2838:G:H5'	2.48	0.43
32:BB:28:C:H2'	32:BB:29:A:C8	2.53	0.43
32:BB:45:A:H2'	32:BB:46:A:H5'	2.00	0.43
34:BE:23:VAL:HA	34:BE:184:VAL:O	2.18	0.43
37:BH:22:GLY:C	37:BH:23:ARG:HG3	2.39	0.43
41:BP:135:LEU:HD22	41:BP:135:LEU:HA	1.89	0.43
44:BS:25:ARG:NH1	44:BS:42:ASP:OD1	2.52	0.43
44:BS:59:LYS:NZ	44:BS:68:GLN:HE22	2.16	0.43
45:BT:23:ARG:CB	45:BT:24:PRO:HD2	2.17	0.43
45:BT:91:ARG:HB2	45:BT:92:GLY:H	1.59	0.43
47:BV:24:LYS:HE3	47:BV:68:LYS:HE3	2.01	0.43
47:BV:82:ARG:HD3	47:BV:82:ARG:C	2.38	0.43
49:BX:7:VAL:HG12	49:BX:30:VAL:HG12	2.00	0.43
1:CA:175:C:N3	1:CA:176:C:C5	2.86	0.43
1:CA:219:C:C5	1:CA:220:G:C8	3.07	0.43
1:CA:448:A:C2	1:CA:449:C:C4	3.06	0.43
1:CA:472:A:O2'	16:CP:81:ARG:HA	2.19	0.43
1:CA:604:G:N7	1:CA:605:U:C5	2.87	0.43
1:CA:648:A:H2'	1:CA:649:G:H8	1.82	0.43

Continued on next page...

Continued from previous page...

Atom-1	Atom-2	Interatomic distance (Å)	Clash overlap (Å)
1:CA:853:G:H2'	1:CA:854:G:C8	2.52	0.43
1:CA:946:A:N1	1:CA:1236:A:C2	2.87	0.43
1:CA:1157:A:N3	1:CA:1181:G:N3	2.66	0.43
1:CA:1425:U:H2'	1:CA:1426:C:C6	2.54	0.43
1:CA:1499:A:H1'	1:CA:1520:G:H5'	1.99	0.43
1:CA:1516:G:H2'	1:CA:1518:A:OP2	2.18	0.43
6:CF:45:LEU:HG	6:CF:46:ARG:H	1.83	0.43
7:CG:37:ASN:HD21	9:CI:40:LEU:CD2	2.29	0.43
11:CK:126:ARG:O	11:CK:126:ARG:HG2	2.18	0.43
14:CN:12:ARG:C	14:CN:14:PRO:CD	2.87	0.43
24:D2:22:GLU:O	24:D2:25:VAL:HG12	2.17	0.43
24:D2:29:LYS:O	24:D2:33:MET:SD	2.77	0.43
24:D2:33:MET:HG2	49:DX:11:PRO:HD2	2.00	0.43
29:D7:21:ARG:O	29:D7:27:GLY:HA3	2.19	0.43
31:DA:171:G:H2'	31:DA:172:C:C1'	2.46	0.43
31:DA:372:G:HO2'	31:DA:373:U:P	2.41	0.43
31:DA:584:C:N4	31:DA:585:G:C6	2.86	0.43
31:DA:589:C:O2'	31:DA:590:A:H5'	2.18	0.43
31:DA:613:G:C2	31:DA:615:G:C6	3.07	0.43
31:DA:1131:G:C8	31:DA:2025:C:H4'	2.54	0.43
31:DA:1336:A:O2'	31:DA:1337:G:H5'	2.19	0.43
31:DA:1528:A:O2'	31:DA:1528(A):A:P	2.76	0.43
31:DA:1858:G:OP2	31:DA:1858:G:C8	2.72	0.43
31:DA:2013:A:N3	31:DA:2013:A:H2'	2.34	0.43
31:DA:2784:C:O2	34:DE:37:ARG:NH2	2.50	0.43
32:DB:51:G:H5'	32:DB:52:A:OP2	2.19	0.43
33:DD:35:LYS:HZ2	33:DD:65:ILE:HA	1.81	0.43
35:DF:13:SER:HA	35:DF:14:PRO:HD3	1.84	0.43
36:DG:11:TYR:HD2	36:DG:12:TYR:CE1	2.37	0.43
37:DH:103:LEU:CD2	37:DH:115:VAL:HB	2.49	0.43
38:DI:31:LEU:N	38:DI:31:LEU:HD13	2.33	0.43
41:DP:106:LEU:HD12	41:DP:106:LEU:HA	1.75	0.43
47:DV:2:PHE:CB	47:DV:42:GLY:HA3	2.48	0.43
50:DY:81:LYS:NZ	50:DY:97:ARG:HG3	2.33	0.43
51:DZ:70:LEU:HG	51:DZ:91:LEU:HD11	2.00	0.43
1:AA:564:C:H2'	1:AA:565:U:H5'	1.99	0.43
1:AA:671:G:C5	1:AA:672:U:C5	3.07	0.43
1:AA:687:A:C2	1:AA:704:A:C6	3.06	0.43
1:AA:769:G:H4'	1:AA:1513:A:H4'	2.00	0.43
1:AA:818:G:C2	1:AA:820:U:O2'	2.70	0.43
1:AA:1086:U:H2'	1:AA:1087:G:O4'	2.18	0.43

Continued on next page...

Continued from previous page...

Atom-1	Atom-2	Interatomic distance (Å)	Clash overlap (Å)
1:AA:1157:A:H5'	1:AA:1158:C:C6	2.53	0.43
1:AA:1250:A:H4'	9:AI:68:GLY:H	1.83	0.43
1:AA:1289:A:H2'	1:AA:1290:G:O4'	2.19	0.43
2:AB:129:GLU:HB3	2:AB:130:ARG:H	1.61	0.43
3:AC:14:ILE:O	3:AC:15:THR:CB	2.66	0.43
6:AF:23:LYS:HE2	6:AF:23:LYS:HB3	1.75	0.43
12:AL:22:SER:C	12:AL:24:VAL:H	2.21	0.43
12:AL:86:ARG:HB2	12:AL:101:VAL:HG23	2.00	0.43
14:AN:12:ARG:C	14:AN:14:PRO:CD	2.87	0.43
22:B0:49:LYS:O	22:B0:50:ASN:HB2	2.18	0.43
23:B1:42:GLN:HG2	23:B1:43:TYR:N	2.34	0.43
24:B2:49:LYS:O	24:B2:51:ARG:O	2.37	0.43
27:B5:33:CYS:SG	27:B5:49:CYS:HB2	2.58	0.43
27:B5:51:TYR:CD2	27:B5:52:TYR:OH	2.71	0.43
30:B8:4:MET:CE	31:BA:593:G:O4'	2.66	0.43
30:B8:34:TRP:HZ3	30:B8:41:ILE:CG2	2.32	0.43
30:B8:35:GLN:HG2	31:BA:2420:C:P	2.58	0.43
30:B8:58:ILE:HD13	30:B8:58:ILE:HA	1.84	0.43
31:BA:26:G:C6	31:BA:27:G:N1	2.87	0.43
31:BA:190:A:H2	31:BA:679:C:O2	2.01	0.43
31:BA:231:C:O2'	31:BA:232:G:H5'	2.18	0.43
31:BA:513:A:C2	31:BA:514:A:C8	3.06	0.43
31:BA:562:U:C4	31:BA:2036:C:O4'	2.72	0.43
31:BA:565:C:H2'	31:BA:566:U:O4'	2.18	0.43
31:BA:762:U:H4'	31:BA:763:G:H5''	2.00	0.43
31:BA:777:A:C2	31:BA:778:G:C4	3.06	0.43
31:BA:1173:G:H5'	31:BA:1174:A:P	2.59	0.43
31:BA:1400:G:H2'	31:BA:1401:G:C8	2.54	0.43
31:BA:1461:G:O2'	31:BA:1462:C:H5'	2.18	0.43
31:BA:1700:A:H2'	31:BA:1701:A:H5'	2.00	0.43
31:BA:1997:G:O2'	31:BA:1998:G:H5'	2.18	0.43
31:BA:2038:G:H2'	31:BA:2039:C:O4'	2.18	0.43
31:BA:2314:C:N3	31:BA:2315:G:N7	2.67	0.43
31:BA:2859:G:HO2'	31:BA:2860:A:P	2.42	0.43
32:BB:10:C:O2'	32:BB:11:C:H5'	2.18	0.43
33:BD:243:GLY:O	33:BD:244:ARG:HB3	2.17	0.43
34:BE:36:ARG:NH1	34:BE:85:ASN:HD21	2.16	0.43
35:BF:19:GLU:O	35:BF:20:LEU:HB2	2.18	0.43
35:BF:132:VAL:C	35:BF:134:GLY:H	2.21	0.43
37:BH:40:GLU:C	37:BH:41:MET:HE3	2.39	0.43
39:BN:28:THR:HG23	39:BN:29:LYS:N	2.33	0.43

Continued on next page...

Continued from previous page...

Atom-1	Atom-2	Interatomic distance (Å)	Clash overlap (Å)
39:BN:41:ASP:O	39:BN:42:TRP:C	2.57	0.43
42:BQ:70:PRO:CA	42:BQ:95:ALA:HB2	2.48	0.43
42:BQ:87:LYS:HB2	42:BQ:87:LYS:HE3	1.79	0.43
43:BR:118:GLU:HA	43:BR:118:GLU:OE1	2.18	0.43
46:BU:40:PHE:HB3	47:BV:78:LYS:HD2	2.01	0.43
48:BW:21:VAL:HG21	48:BW:76:VAL:HG12	2.00	0.43
1:CA:78:G:H1	1:CA:91:C:N4	2.13	0.43
1:CA:413:G:N2	1:CA:429:U:OP2	2.47	0.43
1:CA:740:U:O2'	1:CA:741:G:H5'	2.18	0.43
1:CA:960:U:C5	1:CA:1225:A:H1'	2.53	0.43
1:CA:1203:C:H2'	1:CA:1204:A:C8	2.53	0.43
2:CB:145:LEU:CD1	2:CB:149:LEU:HD12	2.49	0.43
3:CC:19:GLU:HA	3:CC:54:ARG:NH2	2.33	0.43
8:CH:36:LEU:HD12	8:CH:59:LEU:HD12	2.00	0.43
10:CJ:40:LEU:CB	10:CJ:41:PRO:HD2	2.40	0.43
11:CK:92:GLU:O	11:CK:95:ILE:HG12	2.18	0.43
12:CL:26:ALA:O	12:CL:27:LEU:HB2	2.19	0.43
27:D5:20:ARG:HA	27:D5:23:HIS:CD2	2.53	0.43
28:D6:19:ARG:CG	28:D6:20:ASN:H	2.18	0.43
31:DA:271(H):G:C6	31:DA:271(Q):G:N1	2.87	0.43
31:DA:822:U:O2'	31:DA:823:G:H5'	2.18	0.43
31:DA:1173:G:H5'	31:DA:1174:A:P	2.58	0.43
31:DA:1505:C:H2'	31:DA:1506:C:O4'	2.18	0.43
31:DA:1817:G:P	33:DD:88:ARG:HH22	2.41	0.43
31:DA:1824:G:OP1	33:DD:52:ARG:NH1	2.50	0.43
31:DA:2321:G:H5''	31:DA:2322:A:OP2	2.19	0.43
31:DA:2563:U:H4'	40:DO:28:SER:HA	2.01	0.43
31:DA:2652:C:H2'	31:DA:2653:U:H5'	2.01	0.43
31:DA:2689:U:C4'	31:DA:2690:C:H5'	2.49	0.43
31:DA:2717:G:H2'	31:DA:2718:G:H5''	2.01	0.43
31:DA:2859:G:H3'	31:DA:2859:G:H8	1.81	0.43
33:DD:228:PRO:HD3	33:DD:234:GLY:C	2.38	0.43
33:DD:231:HIS:HB3	33:DD:233:HIS:O	2.18	0.43
34:DE:120:TRP:CE3	34:DE:155:LYS:HD3	2.54	0.43
36:DG:15:VAL:HG22	36:DG:175:LEU:HB3	2.01	0.43
41:DP:35:HIS:O	41:DP:36:LYS:HB2	2.19	0.43
42:DQ:141:GLN:O	51:DZ:70:LEU:HD13	2.17	0.43
48:DW:57:ASN:O	48:DW:58:ALA:C	2.56	0.43
49:DX:73:ARG:O	49:DX:74:PRO:O	2.36	0.43
1:AA:391:G:O6	1:AA:392:G:C6	2.72	0.43
1:AA:484:G:C4'	1:AA:485:G:O5'	2.66	0.43

Continued on next page...

Continued from previous page...

Atom-1	Atom-2	Interatomic distance (Å)	Clash overlap (Å)
1:AA:520:A:H2	1:AA:536:C:O2	2.02	0.43
1:AA:1030(B):C:N4	1:AA:1030(C):G:C2	2.86	0.43
1:AA:1053:G:N7	1:AA:1200:C:H5'	2.34	0.43
1:AA:1128:C:H1'	1:AA:1146:A:H61	1.84	0.43
1:AA:1293:G:O2'	1:AA:1294:G:P	2.77	0.43
1:AA:1425:U:H2'	1:AA:1426:C:C6	2.53	0.43
4:AD:15:GLU:HG2	4:AD:63:LYS:HG3	2.00	0.43
8:AH:20:TYR:CE1	8:AH:78:GLN:NE2	2.87	0.43
12:AL:83:VAL:HG12	12:AL:84:LEU:N	2.32	0.43
21:AU:12:LYS:HB3	21:AU:22:ARG:HD2	2.01	0.43
22:B0:40:GLN:OE1	22:B0:44:ARG:HB2	2.18	0.43
30:B8:8:LYS:NZ	31:BA:243:U:OP2	2.49	0.43
31:BA:266:G:H2'	31:BA:267:C:H5''	2.00	0.43
31:BA:269:U:O2	31:BA:269:U:C2'	2.67	0.43
31:BA:271(K):U:H3'	31:BA:271(L):U:C5'	2.49	0.43
31:BA:271(K):U:H2'	31:BA:271(M):G:N2	2.33	0.43
31:BA:610:G:H2'	31:BA:611:C:H6	1.81	0.43
31:BA:806:C:P	41:BP:39:LYS:HG3	2.58	0.43
31:BA:828:U:O2	31:BA:828:U:C3'	2.67	0.43
31:BA:844:C:H2'	31:BA:845:G:H5'	2.00	0.43
31:BA:900:A:H5''	31:BA:901:A:OP2	2.19	0.43
31:BA:1052:C:H3'	31:BA:1052:C:C6	2.53	0.43
31:BA:1383:C:O5'	31:BA:1383:C:H6	2.02	0.43
31:BA:1608:A:O2'	31:BA:1610:A:OP2	2.36	0.43
31:BA:1804:C:H6	31:BA:1804:C:O5'	2.02	0.43
31:BA:1833:U:C2	31:BA:1834:U:C6	3.07	0.43
31:BA:2250:G:C6	42:BQ:82:ARG:CD	3.02	0.43
31:BA:2684:U:H1'	40:BO:70:LYS:HD2	2.01	0.43
31:BA:2747:G:C2	31:BA:2756:U:C5	3.06	0.43
32:BB:21:G:O2'	32:BB:22:U:H6	2.02	0.43
32:BB:46:A:H2'	32:BB:47:C:H6	1.83	0.43
33:BD:228:PRO:HD3	33:BD:234:GLY:C	2.39	0.43
33:BD:248:SER:O	33:BD:250:TRP:N	2.52	0.43
33:BD:253:GLN:HB3	33:BD:255:LYS:NZ	2.33	0.43
34:BE:33:VAL:O	34:BE:33:VAL:HG22	2.18	0.43
35:BF:21:ALA:C	35:BF:23:ASP:H	2.20	0.43
36:BG:32:PRO:HB3	36:BG:163:ALA:HB2	1.99	0.43
36:BG:135:LEU:HD23	36:BG:140:ILE:HD11	2.01	0.43
37:BH:64:LEU:HD23	37:BH:64:LEU:HA	1.85	0.43
38:BI:14:ASP:O	38:BI:17:GLN:HB3	2.19	0.43
38:BI:53:ALA:HB1	38:BI:57:ARG:H	1.84	0.43

Continued on next page...

Continued from previous page...

Atom-1	Atom-2	Interatomic distance (Å)	Clash overlap (Å)
41:BP:39:LYS:HZ2	41:BP:39:LYS:HG2	1.73	0.43
42:BQ:20:ALA:C	42:BQ:22:LYS:N	2.71	0.43
44:BS:12:PHE:O	44:BS:12:PHE:HD1	2.00	0.43
46:BU:8:VAL:HG12	46:BU:9:VAL:N	2.32	0.43
47:BV:69:LYS:O	47:BV:70:ILE:HB	2.19	0.43
50:BY:71:LYS:HZ2	50:BY:71:LYS:HG3	1.66	0.43
50:BY:96:ILE:CG1	50:BY:99:CYS:HB3	2.48	0.43
51:BZ:100:VAL:O	51:BZ:123:ASP:HB2	2.18	0.43
1:CA:9:G:OP1	5:CE:122:GLU:HB2	2.18	0.43
1:CA:44:G:N2	1:CA:399:G:C4	2.87	0.43
1:CA:397:A:H5'	1:CA:398:C:P	2.58	0.43
1:CA:429:U:H1'	1:CA:430:A:H5''	2.00	0.43
1:CA:434:U:C4	1:CA:435:C:N4	2.87	0.43
1:CA:438:G:OP1	4:CD:125:HIS:HE1	2.02	0.43
1:CA:738:C:OP1	6:CF:2:ARG:NH1	2.51	0.43
1:CA:747:C:H5	1:CA:748:C:N4	2.17	0.43
1:CA:1097:C:C2'	1:CA:1098:C:H5'	2.49	0.43
1:CA:1505:G:C4'	1:CA:1506:U:H5''	2.41	0.43
3:CC:16:ARG:NH1	3:CC:16:ARG:HB2	2.34	0.43
3:CC:159:GLY:HA2	3:CC:193:TYR:CD1	2.54	0.43
11:CK:127:LYS:HA	11:CK:127:LYS:CE	2.49	0.43
12:CL:34:ARG:CG	12:CL:35:GLY:N	2.82	0.43
20:CT:23:ARG:O	20:CT:27:LYS:HB2	2.18	0.43
22:D0:77:ARG:HH22	31:DA:857:C:H5'	1.84	0.43
24:D2:23:LYS:O	24:D2:24:LEU:C	2.57	0.43
24:D2:45:SER:O	24:D2:48:HIS:CB	2.67	0.43
27:D5:55:ARG:HG2	43:DR:33:ARG:HH11	1.83	0.43
31:DA:271(P):C:H2'	31:DA:271(Q):G:C5'	2.49	0.43
31:DA:271(S):G:H2'	31:DA:271(T):C:O4'	2.19	0.43
31:DA:494:G:H5''	31:DA:494:G:C8	2.53	0.43
31:DA:541:C:H2'	31:DA:542:C:C5	2.54	0.43
31:DA:777:A:O2'	31:DA:778:G:H5'	2.19	0.43
31:DA:867:C:C6	31:DA:868:U:C5	3.07	0.43
31:DA:1400:G:H2'	31:DA:1401:G:C8	2.53	0.43
31:DA:1486:A:H2'	31:DA:1487:G:C8	2.54	0.43
31:DA:1575:C:H2'	31:DA:1576:U:C6	2.53	0.43
31:DA:1588:C:H2'	31:DA:1588:C:O2	2.19	0.43
31:DA:1721:G:N2	31:DA:1739:U:OP2	2.51	0.43
31:DA:1907:G:C2'	31:DA:1908:C:H5'	2.49	0.43
31:DA:2056:G:OP2	31:DA:2057:A:OP2	2.36	0.43
31:DA:2632:A:N3	34:DE:61:ARG:HD2	2.34	0.43

Continued on next page...

Continued from previous page...

Atom-1	Atom-2	Interatomic distance (Å)	Clash overlap (Å)
31:DA:2730:C:H4'	34:DE:168:MET:O	2.19	0.43
31:DA:2847:U:OP1	45:DT:98:LYS:HD3	2.19	0.43
32:DB:18:G:H2'	32:DB:19:G:O4'	2.19	0.43
32:DB:21:G:H2'	32:DB:21:G:N3	2.32	0.43
32:DB:40:U:O2'	32:DB:41:U:OP1	2.33	0.43
33:DD:206:LEU:HA	33:DD:206:LEU:HD23	1.49	0.43
33:DD:270:ILE:HD12	33:DD:270:ILE:O	2.17	0.43
34:DE:70:ALA:O	34:DE:72:VAL:O	2.36	0.43
35:DF:22:ALA:CA	35:DF:26:ALA:CB	2.96	0.43
36:DG:51:ARG:HD3	36:DG:53:LEU:HD21	2.00	0.43
36:DG:109:VAL:C	36:DG:112:PRO:HD2	2.39	0.43
37:DH:98:LEU:HD12	37:DH:102:ALA:O	2.18	0.43
38:DI:56:LYS:HA	38:DI:59:ALA:HB3	2.00	0.43
38:DI:73:GLU:O	38:DI:73:GLU:HG3	2.18	0.43
39:DN:82:LEU:N	39:DN:82:LEU:CD1	2.82	0.43
40:DO:88:ASN:HB3	40:DO:92:GLU:O	2.19	0.43
41:DP:16:ARG:NH1	41:DP:16:ARG:HB2	2.33	0.43
41:DP:16:ARG:NH1	41:DP:16:ARG:O	2.40	0.43
41:DP:16:ARG:CG	41:DP:17:LYS:N	2.81	0.43
43:DR:53:HIS:CD2	43:DR:94:TYR:OH	2.67	0.43
45:DT:3:ARG:CB	45:DT:6:LEU:HB3	2.38	0.43
45:DT:41:ARG:HH11	45:DT:43:GLN:HA	1.83	0.43
47:DV:82:ARG:O	47:DV:82:ARG:HD3	2.19	0.43
51:DZ:145:GLU:CG	51:DZ:146:ILE:H	2.32	0.43
1:AA:375:U:C4	1:AA:376:G:N7	2.86	0.43
1:AA:612:C:O2	1:AA:629:G:N2	2.52	0.43
1:AA:682:G:C2	1:AA:709:G:C6	3.06	0.43
1:AA:849:C:H2'	1:AA:850:U:O4'	2.18	0.43
1:AA:1037:C:O5'	1:AA:1037:C:H6	2.02	0.43
1:AA:1112:C:N3	3:AC:178:LEU:HD23	2.33	0.43
1:AA:1202:G:H2'	1:AA:1203:C:H5'	2.01	0.43
1:AA:1343:G:H2'	1:AA:1344:C:C6	2.54	0.43
1:AA:1479:C:O2'	1:AA:1480:G:H5'	2.19	0.43
2:AB:75:LYS:HA	2:AB:78:GLN:HG3	2.01	0.43
4:AD:58:LEU:HD23	4:AD:58:LEU:HA	1.90	0.43
10:AJ:16:LEU:HD13	10:AJ:16:LEU:O	2.18	0.43
11:AK:13:GLN:HB3	11:AK:75:TYR:O	2.19	0.43
22:B0:72:ARG:HH21	22:B0:75:LEU:HD12	1.83	0.43
24:B2:26:ARG:O	24:B2:30:ARG:HD3	2.18	0.43
26:B4:28:LYS:CB	36:BG:113:ARG:HH22	2.31	0.43
28:B6:44:ARG:O	28:B6:45:LYS:CG	2.66	0.43

Continued on next page...

Continued from previous page...

Atom-1	Atom-2	Interatomic distance (Å)	Clash overlap (Å)
31:BA:27:G:H22	31:BA:512:G:H1'	1.80	0.43
31:BA:50:U:OP2	31:BA:50:U:H4'	2.18	0.43
31:BA:212:G:HO2'	31:BA:213:A:H5'	1.83	0.43
31:BA:288:C:O2	31:BA:288:C:H2'	2.19	0.43
31:BA:394:A:O2'	31:BA:395:U:H5'	2.19	0.43
31:BA:719:C:O2'	31:BA:720:C:H5'	2.19	0.43
31:BA:985:C:H2'	31:BA:986:C:C6	2.54	0.43
31:BA:1276:A:O2'	43:BR:16:HIS:CE1	2.72	0.43
31:BA:1694:C:O2	31:BA:1694:C:C2'	2.67	0.43
31:BA:2772:C:H2'	31:BA:2773:C:H6	1.84	0.43
31:BA:2848:G:H3'	45:BT:95:ARG:O	2.18	0.43
32:BB:18:G:H2'	32:BB:19:G:O4'	2.19	0.43
32:BB:33:G:C2	32:BB:50:G:C2	3.07	0.43
32:BB:45:A:C2'	32:BB:46:A:H5'	2.49	0.43
32:BB:51:G:H5'	32:BB:52:A:OP2	2.19	0.43
32:BB:79:C:O2'	32:BB:80:U:H5'	2.19	0.43
34:BE:14:ILE:CG1	34:BE:21:VAL:CG2	2.93	0.43
34:BE:34:VAL:O	34:BE:34:VAL:CG2	2.67	0.43
35:BF:36:VAL:O	35:BF:39:TRP:HB3	2.19	0.43
36:BG:15:VAL:HG22	36:BG:175:LEU:HB3	1.99	0.43
37:BH:43:VAL:CG2	37:BH:52:VAL:HG13	2.36	0.43
37:BH:94:TYR:N	37:BH:94:TYR:CD1	2.87	0.43
37:BH:157:TYR:O	37:BH:158:HIS:HB2	2.19	0.43
43:BR:21:TYR:CZ	43:BR:43:GLU:HG2	2.54	0.43
43:BR:113:LEU:HA	43:BR:113:LEU:HD12	1.63	0.43
44:BS:30:ARG:HD2	44:BS:31:SER:O	2.19	0.43
46:BU:80:ILE:O	46:BU:83:LEU:HB2	2.19	0.43
48:BW:12:ILE:HB	48:BW:42:ARG:HH12	1.83	0.43
49:BX:13:LEU:HD23	49:BX:13:LEU:N	2.34	0.43
49:BX:75:ASP:O	49:BX:76:ARG:HB3	2.19	0.43
50:BY:98:VAL:O	50:BY:99:CYS:HB2	2.18	0.43
51:BZ:44:PHE:CE1	51:BZ:48:PHE:HB2	2.54	0.43
1:CA:90:U:O2'	1:CA:91:C:C5	2.66	0.43
1:CA:271:C:C2	1:CA:272:C:C5	3.07	0.43
1:CA:328:C:H4'	1:CA:329:A:C5'	2.49	0.43
1:CA:504:C:H1'	1:CA:510:A:C4	2.54	0.43
1:CA:510:A:H5''	1:CA:511:C:P	2.59	0.43
1:CA:524:G:C6	1:CA:525:C:N4	2.87	0.43
1:CA:682:G:H1	1:CA:708:C:N4	2.17	0.43
1:CA:715:A:O2'	1:CA:716:A:H5'	2.18	0.43
1:CA:1085:U:C2	1:CA:1094:G:O6	2.71	0.43

Continued on next page...

Continued from previous page...

Atom-1	Atom-2	Interatomic distance (Å)	Clash overlap (Å)
1:CA:1086:U:H2'	1:CA:1087:G:O4'	2.19	0.43
1:CA:1293:G:O2'	1:CA:1294:G:H8	2.00	0.43
2:CB:75:LYS:HA	2:CB:78:GLN:HG3	2.00	0.43
2:CB:100:GLY:O	2:CB:104:ASN:N	2.50	0.43
4:CD:93:PHE:O	4:CD:97:LEU:HB2	2.18	0.43
4:CD:132:ARG:H	4:CD:132:ARG:HG3	1.51	0.43
5:CE:31:LEU:HD11	5:CE:129:ILE:HA	2.00	0.43
25:D3:52:HIS:NE2	32:DB:83:G:H5''	2.33	0.43
31:DA:288:C:N4	31:DA:353:G:H1	2.09	0.43
31:DA:934:G:H2'	31:DA:935:C:C6	2.53	0.43
31:DA:1568:G:OP2	33:DD:63:ARG:NH2	2.49	0.43
31:DA:1783:A:C2	31:DA:2587:A:C6	3.07	0.43
31:DA:2564:A:OP1	31:DA:2648:C:H4'	2.18	0.43
31:DA:2645:G:H3'	31:DA:2646:C:H5'	2.00	0.43
31:DA:2886:G:H2'	31:DA:2887:U:H6	1.82	0.43
35:DF:65:TRP:CZ3	35:DF:72:ARG:HB3	2.53	0.43
36:DG:19:LEU:HG	36:DG:175:LEU:CD1	2.49	0.43
36:DG:98:ARG:O	36:DG:101:ILE:HG22	2.19	0.43
36:DG:109:VAL:O	36:DG:112:PRO:HD2	2.19	0.43
37:DH:30:LYS:HZ2	37:DH:81:GLU:H	1.67	0.43
39:DN:123:TYR:CZ	39:DN:130:HIS:HD2	2.36	0.43
44:DS:38:GLN:HB3	44:DS:47:THR:CG2	2.48	0.43
45:DT:16:ARG:HD3	45:DT:16:ARG:HA	1.53	0.43
45:DT:114:LEU:O	45:DT:115:ARG:O	2.36	0.43
46:DU:57:PHE:O	46:DU:58:ARG:C	2.57	0.43
49:DX:57:LEU:HD12	49:DX:76:ARG:HG3	2.00	0.43
51:DZ:129:SER:OG	51:DZ:131:ARG:HG3	2.19	0.43
1:AA:81:U:H2'	1:AA:82:U:H5	1.84	0.43
1:AA:175:C:C2	1:AA:176:C:C6	3.07	0.43
1:AA:192:U:C4'	20:AT:103:GLY:HA2	2.49	0.43
1:AA:392:G:C4	1:AA:393:A:C8	3.07	0.43
1:AA:429:U:H1'	1:AA:430:A:H5''	2.01	0.43
1:AA:515:G:C2	1:AA:537:G:C2	3.07	0.43
1:AA:738:C:OP1	6:AF:2:ARG:NH1	2.50	0.43
1:AA:800:G:H8	1:AA:800:G:O5'	2.02	0.43
1:AA:926:G:C6	1:AA:1505:G:C6	3.07	0.43
1:AA:928:G:C2	1:AA:1390:U:O2	2.72	0.43
1:AA:985:C:O5'	1:AA:985:C:H6	2.01	0.43
1:AA:1006:C:H42	1:AA:1024:G:H21	1.66	0.43
1:AA:1030(D):A:N7	1:AA:1031:G:N3	2.66	0.43
1:AA:1189:C:H5''	3:AC:5:ILE:HG21	1.99	0.43

Continued on next page...

Continued from previous page...

Atom-1	Atom-2	Interatomic distance (Å)	Clash overlap (Å)
1:AA:1250:A:H2	1:AA:1370:G:H1'	1.83	0.43
2:AB:221:LEU:HD13	2:AB:221:LEU:O	2.18	0.43
4:AD:122:ARG:HD3	4:AD:122:ARG:O	2.19	0.43
4:AD:202:LEU:N	4:AD:202:LEU:HD23	2.33	0.43
7:AG:50:ILE:O	7:AG:54:THR:O	2.37	0.43
8:AH:21:LYS:O	8:AH:22:GLU:C	2.58	0.43
8:AH:25:ASP:HA	8:AH:59:LEU:O	2.19	0.43
9:AI:49:PRO:O	9:AI:53:VAL:HG13	2.19	0.43
15:AO:51:HIS:O	15:AO:54:ARG:HB3	2.17	0.43
17:AQ:33:GLY:O	17:AQ:34:LYS:O	2.37	0.43
22:B0:50:ASN:C	22:B0:62:LEU:HB2	2.39	0.43
27:B5:57:VAL:CB	27:B5:58:LEU:HD12	2.46	0.43
31:BA:477:A:H2'	31:BA:478:A:C8	2.53	0.43
31:BA:869:G:C5	31:BA:870:A:N7	2.86	0.43
31:BA:1042:G:H3'	31:BA:1043:C:O4'	2.18	0.43
31:BA:1176:G:C4'	31:BA:1177:A:OP1	2.67	0.43
31:BA:2517:C:C6	31:BA:2542:A:N1	2.87	0.43
31:BA:2584:U:H2'	31:BA:2585:U:H5'	2.00	0.43
31:BA:2592:G:H2'	31:BA:2593:U:O4'	2.19	0.43
32:BB:15:A:HO2'	32:BB:110:G:H8	1.58	0.43
34:BE:201:THR:HG22	34:BE:203:LYS:H	1.83	0.43
35:BF:53:THR:CG2	35:BF:56:GLU:H	2.31	0.43
36:BG:37:VAL:HG23	36:BG:99:MET:HG3	1.99	0.43
36:BG:60:LEU:HD22	36:BG:63:ILE:CG1	2.49	0.43
38:BI:133:HIS:ND1	38:BI:134:PRO:CD	2.78	0.43
39:BN:33:LEU:HD12	39:BN:33:LEU:HA	1.85	0.43
44:BS:14:VAL:O	44:BS:15:ARG:C	2.56	0.43
44:BS:69:VAL:HG13	44:BS:70:GLY:N	2.33	0.43
47:BV:90:PRO:CD	47:BV:91:TYR:H	2.32	0.43
48:BW:78:GLU:HG3	48:BW:79:GLY:N	2.33	0.43
50:BY:14:LEU:CD1	50:BY:22:GLY:HA2	2.48	0.43
50:BY:88:LYS:HZ2	50:BY:93:GLY:HA3	1.82	0.43
51:BZ:14:LYS:HB2	51:BZ:17:ALA:CB	2.48	0.43
51:BZ:37:VAL:O	51:BZ:38:TYR:HB3	2.18	0.43
1:CA:193:C:O2'	1:CA:194:C:H5'	2.17	0.43
1:CA:410:G:OP2	4:CD:25:ARG:HG3	2.18	0.43
1:CA:760:G:C2'	1:CA:761:G:H5'	2.49	0.43
1:CA:882:C:O2'	1:CA:883:C:H5'	2.18	0.43
1:CA:1502:A:C2	1:CA:1505:G:N1	2.62	0.43
2:CB:22:LYS:HZ3	2:CB:40:HIS:HE1	1.63	0.43
3:CC:73:PRO:HA	3:CC:76:VAL:CG1	2.49	0.43

Continued on next page...

Continued from previous page...

Atom-1	Atom-2	Interatomic distance (Å)	Clash overlap (Å)
3:CC:125:GLU:OE2	3:CC:189:ALA:HA	2.19	0.43
9:CI:28:VAL:HA	9:CI:63:ILE:O	2.18	0.43
12:CL:13:LYS:N	12:CL:13:LYS:HD2	2.34	0.43
13:CM:17:VAL:O	13:CM:20:THR:HB	2.18	0.43
20:CT:12:ALA:O	20:CT:15:ARG:HB2	2.19	0.43
23:D1:13:ILE:CG1	23:D1:14:VAL:N	2.58	0.43
30:D8:13:ARG:NH2	31:DA:250:G:OP2	2.52	0.43
31:DA:207:A:H2'	31:DA:208:C:O4'	2.19	0.43
31:DA:271(D):G:H1	31:DA:271(T):C:H42	1.67	0.43
31:DA:489:G:C5	31:DA:1284:A:C2	3.07	0.43
31:DA:543:C:N4	31:DA:551:G:N1	2.67	0.43
31:DA:621:A:H2'	31:DA:622:G:C5'	2.49	0.43
31:DA:685:A:N3	31:DA:689:A:C6	2.87	0.43
31:DA:1142(A):A:C5	31:DA:1144:G:C5	3.07	0.43
31:DA:1143:A:OP1	39:DN:25:ARG:NH2	2.52	0.43
31:DA:1394:U:C4	31:DA:1395:A:C5	3.07	0.43
31:DA:1449:A:O3'	31:DA:1530:C:N4	2.52	0.43
31:DA:2224:G:OP1	33:DD:268:ARG:NH1	2.52	0.43
31:DA:2544:G:H1'	31:DA:2646:C:H4'	2.01	0.43
31:DA:2828:C:O2'	31:DA:2829:C:H5'	2.18	0.43
31:DA:2840:C:H2'	31:DA:2841:C:H6	1.84	0.43
32:DB:46:A:H2'	32:DB:47:C:C6	2.54	0.43
33:DD:89:SER:HB2	33:DD:159:ALA:CB	2.48	0.43
33:DD:142:VAL:CG2	33:DD:191:ALA:HB1	2.49	0.43
34:DE:13:ARG:HA	34:DE:21:VAL:O	2.19	0.43
34:DE:137:HIS:HB3	34:DE:138:PRO:HD2	2.00	0.43
34:DE:181:LEU:HB3	34:DE:182:LEU:H	1.69	0.43
35:DF:53:THR:C	35:DF:55:GLY:N	2.70	0.43
38:DI:67:ARG:O	38:DI:68:LEU:CB	2.65	0.43
39:DN:58:ASP:O	39:DN:60:ILE:N	2.50	0.43
40:DO:31:LYS:HB3	40:DO:32:TYR:HD1	1.77	0.43
1:AA:342:C:C2'	1:AA:343:U:H5'	2.49	0.43
1:AA:356:A:H2'	1:AA:357:G:O5'	2.18	0.43
1:AA:499:A:C4'	1:AA:500:G:H5'	2.49	0.43
1:AA:682:G:H1	1:AA:708:C:N4	2.17	0.43
1:AA:1054:C:O2'	1:AA:1055:A:H5''	2.19	0.43
1:AA:1173:G:H2'	1:AA:1174:G:H8	1.83	0.43
1:AA:1242:C:H5''	21:AU:10:ARG:NH1	2.34	0.43
1:AA:1326:C:H2'	1:AA:1327:C:C6	2.53	0.43
1:AA:1332:A:H8	1:AA:1332:A:O5'	2.01	0.43
2:AB:75:LYS:C	2:AB:77:ALA:H	2.22	0.43

Continued on next page...

Continued from previous page...

Atom-1	Atom-2	Interatomic distance (Å)	Clash overlap (Å)
4:AD:8:VAL:HB	4:AD:21:LEU:CD1	2.47	0.43
10:AJ:32:ALA:HB1	10:AJ:75:ILE:CD1	2.48	0.43
14:AN:44:LEU:C	14:AN:44:LEU:HD12	2.39	0.43
22:B0:36:ILE:HD13	22:B0:36:ILE:C	2.39	0.43
24:B2:23:LYS:HA	49:BX:5:TYR:HD1	1.81	0.43
24:B2:26:ARG:HG3	24:B2:29:LYS:HZ1	1.84	0.43
24:B2:51:ARG:O	24:B2:52:ASP:HB2	2.17	0.43
30:B8:3:LYS:HE3	31:BA:242:G:O5'	2.19	0.43
31:BA:84:A:N1	31:BA:98:G:O2'	2.36	0.43
31:BA:239:U:H2'	31:BA:240:G:O4'	2.18	0.43
31:BA:675:A:N6	31:BA:676:A:N6	2.66	0.43
31:BA:912:C:N3	31:BA:913:U:C5	2.86	0.43
31:BA:942:G:C6	31:BA:943:U:C4	3.07	0.43
31:BA:1210:A:C5'	31:BA:1212:G:H5'	2.49	0.43
31:BA:1813:G:C2'	31:BA:1814:G:H5'	2.48	0.43
31:BA:2070:G:C2	31:BA:2442:C:C2	3.07	0.43
31:BA:2267:A:H5''	31:BA:2268:A:H5'	2.01	0.43
31:BA:2393:A:H2'	31:BA:2394:C:O4'	2.19	0.43
31:BA:2575:C:H6	31:BA:2575:C:O5'	2.02	0.43
31:BA:2592:G:C5	31:BA:2593:U:C5	3.07	0.43
35:BF:28:ILE:HG12	35:BF:119:ARG:HH21	1.83	0.43
36:BG:98:ARG:O	36:BG:101:ILE:HG22	2.19	0.43
38:BI:29:TYR:HD2	38:BI:30:LEU:HD23	1.83	0.43
40:BO:17:ARG:HD3	40:BO:17:ARG:HA	1.60	0.43
41:BP:31:ALA:C	41:BP:33:ARG:H	2.22	0.43
44:BS:29:PHE:HD2	44:BS:29:PHE:C	2.21	0.43
45:BT:54:ARG:HA	45:BT:59:THR:CB	2.43	0.43
45:BT:114:LEU:O	45:BT:115:ARG:O	2.37	0.43
46:BU:80:ILE:HD13	46:BU:80:ILE:HA	1.74	0.43
47:BV:50:PRO:HB2	47:BV:51:VAL:H	1.52	0.43
49:BX:8:ILE:N	49:BX:8:ILE:HD12	2.34	0.43
49:BX:32:PRO:CG	49:BX:72:LYS:HD3	2.49	0.43
1:CA:25:C:C5'	1:CA:524:G:H1'	2.49	0.43
1:CA:39:G:C6	1:CA:40:C:C5	3.07	0.43
1:CA:90:U:O3'	1:CA:91:C:H6	2.02	0.43
1:CA:448:A:OP2	1:CA:485:G:N2	2.38	0.43
1:CA:510:A:H5''	1:CA:511:C:OP1	2.18	0.43
1:CA:734:G:C6	1:CA:735:C:N3	2.87	0.43
2:CB:75:LYS:C	2:CB:77:ALA:H	2.22	0.43
4:CD:131:ARG:HD3	4:CD:131:ARG:N	2.34	0.43
5:CE:13:ILE:HA	5:CE:29:GLY:O	2.18	0.43

Continued on next page...

Continued from previous page...

Atom-1	Atom-2	Interatomic distance (Å)	Clash overlap (Å)
5:CE:139:LEU:O	5:CE:142:LEU:HG	2.19	0.43
10:CJ:78:ASN:O	10:CJ:82:ILE:HG12	2.19	0.43
11:CK:59:TYR:O	11:CK:62:GLN:HB3	2.19	0.43
13:CM:81:LEU:HD11	13:CM:88:ARG:HH12	1.84	0.43
15:CO:74:ASP:HA	15:CO:75:PRO:HD2	1.82	0.43
16:CP:58:TYR:O	16:CP:61:SER:N	2.52	0.43
17:CQ:67:LYS:O	17:CQ:69:LYS:N	2.52	0.43
19:CS:4:SER:O	19:CS:5:LEU:HB2	2.17	0.43
19:CS:6:LYS:HD2	19:CS:6:LYS:H	1.83	0.43
20:CT:57:ARG:HB2	20:CT:57:ARG:NH1	2.34	0.43
22:D0:70:GLN:OE1	22:D0:72:ARG:HD3	2.18	0.43
23:D1:56:GLN:HB3	23:D1:57:GLU:H	1.73	0.43
29:D7:40:TRP:CG	31:DA:459:U:H5''	2.53	0.43
31:DA:394:A:O2'	31:DA:395:U:H5'	2.18	0.43
31:DA:540:C:H2'	31:DA:541:C:O5'	2.19	0.43
31:DA:562:U:C4	31:DA:2036:C:O4'	2.72	0.43
31:DA:607:U:C2	31:DA:621:A:N1	2.86	0.43
31:DA:1010:A:H5'	46:DU:62:ILE:HG21	2.01	0.43
31:DA:1042:G:H3'	31:DA:1043:C:O4'	2.17	0.43
31:DA:1399:C:O2'	31:DA:1400:G:H5'	2.19	0.43
31:DA:1416:G:O2'	31:DA:1417:C:P	2.77	0.43
31:DA:1461:G:C2'	31:DA:1462:C:H5'	2.48	0.43
31:DA:1488:G:N2	31:DA:1502:C:C6	2.87	0.43
31:DA:1670:C:OP2	31:DA:2550:G:OP1	2.37	0.43
31:DA:1831:G:H2'	31:DA:1832:C:C6	2.54	0.43
31:DA:2192:G:H2'	31:DA:2193:G:H5'	2.01	0.43
31:DA:2274:A:C6	31:DA:2276:G:C8	3.07	0.43
31:DA:2588:G:C2'	31:DA:2589:A:H5'	2.49	0.43
31:DA:2637:U:H2'	31:DA:2638:G:O5'	2.19	0.43
31:DA:2733:A:H2'	31:DA:2734:A:C5'	2.40	0.43
33:DD:59:LYS:HG3	33:DD:60:ARG:N	2.34	0.43
33:DD:67:PHE:CE1	33:DD:157:ARG:CZ	3.02	0.43
34:DE:65:GLY:C	34:DE:67:PHE:H	2.22	0.43
34:DE:92:THR:O	34:DE:93:VAL:HG23	2.19	0.43
36:DG:60:LEU:HD22	36:DG:63:ILE:CG1	2.48	0.43
36:DG:153:ARG:HB3	36:DG:153:ARG:CZ	2.49	0.43
38:DI:75:LEU:HD11	38:DI:105:HIS:HE1	1.84	0.43
39:DN:97:ARG:O	39:DN:100:GLU:HB2	2.18	0.43
40:DO:43:VAL:HG12	40:DO:54:GLU:HA	2.00	0.43
40:DO:61:VAL:O	40:DO:61:VAL:HG13	2.18	0.43
41:DP:88:LEU:HD12	41:DP:88:LEU:HA	1.76	0.43

Continued on next page...

Continued from previous page...

Atom-1	Atom-2	Interatomic distance (Å)	Clash overlap (Å)
45:DT:80:SER:CB	45:DT:81:PRO:HD3	2.46	0.43
45:DT:99:LEU:O	45:DT:99:LEU:HD13	2.19	0.43
46:DU:114:LYS:H	46:DU:114:LYS:HG2	1.58	0.43
47:DV:4:ILE:O	47:DV:39:LEU:HB2	2.18	0.43
47:DV:54:GLY:C	47:DV:56:SER:N	2.72	0.43
49:DX:12:VAL:CG1	49:DX:27:THR:HG23	2.48	0.43
49:DX:65:ARG:NH1	49:DX:66:LEU:HA	2.34	0.43
51:DZ:10:ARG:HH21	51:DZ:26:GLY:N	2.17	0.43
51:DZ:42:VAL:HG13	51:DZ:43:GLU:H	1.83	0.43
1:AA:39:G:C6	1:AA:40:C:C5	3.07	0.42
1:AA:116:A:OP2	1:AA:116:A:C8	2.72	0.42
1:AA:165:C:H2'	1:AA:166:G:H8	1.80	0.42
1:AA:166:G:C5	1:AA:167:G:N7	2.87	0.42
1:AA:473:G:C2	1:AA:474:G:C8	3.06	0.42
1:AA:502:G:C2	1:AA:503:C:C2	3.06	0.42
1:AA:559:A:H4'	1:AA:560:U:O5'	2.19	0.42
1:AA:939:G:H5''	7:AG:102:ARG:HH22	1.84	0.42
1:AA:981:U:C2	1:AA:982:U:C4	3.07	0.42
1:AA:1141:C:H6	1:AA:1141:C:H3'	1.83	0.42
1:AA:1498:U:O2'	1:AA:1499:A:OP2	2.31	0.42
2:AB:21:ARG:HB2	2:AB:39:ILE:HA	1.98	0.42
2:AB:238:LEU:H	2:AB:238:LEU:HD23	1.83	0.42
4:AD:101:LEU:HD13	4:AD:140:VAL:HG22	2.00	0.42
4:AD:170:VAL:HG22	4:AD:174:LEU:HD12	2.00	0.42
14:AN:13:THR:N	14:AN:14:PRO:CD	2.82	0.42
19:AS:27:GLU:HB3	19:AS:28:LYS:H	1.56	0.42
26:B4:6:HIS:HA	36:BG:67:LYS:HG3	2.00	0.42
31:BA:219:G:O2'	31:BA:220:G:H5'	2.19	0.42
31:BA:280:C:H2'	31:BA:281:G:C5'	2.49	0.42
31:BA:375:C:H2'	31:BA:376:C:C6	2.53	0.42
31:BA:464:U:C2'	31:BA:465:G:H5'	2.48	0.42
31:BA:644:A:O2'	31:BA:645:C:H5''	2.19	0.42
31:BA:667:U:C2'	31:BA:668:G:C5'	2.97	0.42
31:BA:900:A:N3	31:BA:900:A:H2'	2.34	0.42
31:BA:1004:C:O5'	31:BA:1004:C:H6	2.01	0.42
31:BA:1190:G:H5'	41:BP:35:HIS:HB3	2.01	0.42
31:BA:1286:A:O2'	31:BA:1288:U:P	2.76	0.42
31:BA:1337:G:H2'	31:BA:1338:G:H8	1.83	0.42
31:BA:1858:G:H1'	31:BA:1884:A:N6	2.33	0.42
31:BA:2011:U:C2'	31:BA:2012:G:H5'	2.48	0.42
31:BA:2399:G:C6	31:BA:2400:G:C5	3.07	0.42

Continued on next page...

Continued from previous page...

Atom-1	Atom-2	Interatomic distance (Å)	Clash overlap (Å)
31:BA:2606:C:H2'	31:BA:2607:G:H5'	2.01	0.42
31:BA:2849:U:H4'	31:BA:2868:A:C2	2.54	0.42
32:BB:17:C:H2'	32:BB:18:G:H5'	2.01	0.42
32:BB:46:A:C4	32:BB:47:C:C5	3.07	0.42
33:BD:16:MET:HA	33:BD:205:VAL:O	2.19	0.42
33:BD:28:GLU:CB	33:BD:29:PRO:CD	2.96	0.42
36:BG:35:GLU:O	36:BG:35:GLU:HG2	2.19	0.42
36:BG:58:GLN:O	36:BG:61:ALA:HB3	2.19	0.42
37:BH:158:HIS:HD2	37:BH:170:ARG:O	1.98	0.42
38:BI:64:GLU:CD	38:BI:64:GLU:N	2.72	0.42
43:BR:38:VAL:HB	43:BR:39:PRO:HD3	2.01	0.42
46:BU:25:TRP:HD1	46:BU:26:GLY:H	1.66	0.42
47:BV:38:LEU:HG	47:BV:39:LEU:N	2.35	0.42
50:BY:77:PRO:O	50:BY:78:ALA:CB	2.67	0.42
1:CA:15:G:C4	1:CA:16:A:C8	3.06	0.42
1:CA:72:C:H2'	1:CA:73:G:C8	2.54	0.42
1:CA:191:G:N9	20:CT:105:SER:HB3	2.32	0.42
1:CA:542:G:C4	1:CA:543:C:C5	3.06	0.42
1:CA:663:A:O3'	18:CR:64:ARG:NH2	2.48	0.42
1:CA:1053:G:C4	1:CA:1199:U:C5	3.07	0.42
1:CA:1164:G:N2	1:CA:1165:C:C2	2.87	0.42
1:CA:1188:A:H2'	1:CA:1189:C:H5'	2.00	0.42
1:CA:1272:G:C5	1:CA:1273:G:C8	3.07	0.42
1:CA:1350:A:H2'	1:CA:1351:U:C6	2.54	0.42
2:CB:54:THR:HG21	2:CB:201:ILE:HD11	2.00	0.42
2:CB:165:VAL:HG23	2:CB:166:ASP:N	2.32	0.42
9:CI:79:LEU:HD13	9:CI:79:LEU:C	2.39	0.42
13:CM:40:ASN:HA	13:CM:41:PRO:HD3	1.78	0.42
15:CO:2:PRO:HB2	15:CO:3:ILE:H	1.58	0.42
16:CP:39:TYR:CE1	16:CP:41:PRO:HA	2.54	0.42
17:CQ:31:LEU:HG	17:CQ:32:TYR:CE2	2.54	0.42
23:D1:47:GLN:CD	31:DA:2090:G:H21	2.23	0.42
30:D8:5:LYS:HE2	31:DA:254:G:N7	2.33	0.42
30:D8:38:GLY:C	30:D8:40:GLU:N	2.71	0.42
31:DA:26:G:C6	31:DA:27:G:N1	2.86	0.42
31:DA:118:A:H3'	31:DA:119:A:H5''	1.99	0.42
31:DA:738:G:C6	31:DA:739:G:C2	3.07	0.42
31:DA:1140:C:O3'	39:DN:25:ARG:NH1	2.51	0.42
31:DA:1190:G:H5'	41:DP:35:HIS:CA	2.49	0.42
31:DA:1439:A:C2	31:DA:1553:A:C5	3.07	0.42
31:DA:1478:G:H2'	31:DA:1479:G:H5'	1.99	0.42

Continued on next page...

Continued from previous page...

Atom-1	Atom-2	Interatomic distance (Å)	Clash overlap (Å)
31:DA:1833:U:C4	31:DA:1834:U:C5	3.07	0.42
31:DA:1851:U:C2'	31:DA:1852:C:H5'	2.49	0.42
31:DA:1940:U:C4	31:DA:1964:G:H4'	2.54	0.42
31:DA:2292:C:HO2'	31:DA:2293:C:H5'	1.79	0.42
31:DA:2753:A:HO2'	31:DA:2754:U:H6	1.57	0.42
32:DB:7:G:O5'	44:DS:29:PHE:HE1	2.00	0.42
33:DD:24:ILE:O	33:DD:24:ILE:HG23	2.18	0.42
33:DD:186:HIS:HD2	33:DD:188:GLU:HB2	1.81	0.42
34:DE:55:ASN:H	34:DE:72:VAL:HG11	1.84	0.42
35:DF:126:VAL:HG11	35:DF:142:TRP:HH2	1.83	0.42
35:DF:132:VAL:C	35:DF:134:GLY:H	2.22	0.42
36:DG:35:GLU:O	36:DG:35:GLU:HG2	2.19	0.42
36:DG:96:ARG:O	36:DG:99:MET:HB3	2.18	0.42
37:DH:40:GLU:O	37:DH:41:MET:HE3	2.19	0.42
37:DH:85:LYS:HE3	37:DH:141:VAL:O	2.19	0.42
43:DR:42:LYS:O	43:DR:45:ARG:HG3	2.20	0.42
46:DU:69:CYS:HB3	46:DU:106:PHE:HZ	1.83	0.42
46:DU:83:LEU:HD12	46:DU:83:LEU:HA	1.76	0.42
47:DV:78:LYS:HG2	47:DV:79:VAL:N	2.34	0.42
49:DX:13:LEU:N	49:DX:13:LEU:HD23	2.34	0.42
50:DY:7:VAL:CB	50:DY:8:LYS:NZ	2.79	0.42
50:DY:20:TYR:CD2	50:DY:41:GLY:CA	3.00	0.42
51:DZ:15:PRO:O	51:DZ:19:ARG:HD2	2.19	0.42
1:AA:44:G:H2'	1:AA:45:U:O4'	2.19	0.42
1:AA:90:U:H3'	1:AA:90:U:C6	2.53	0.42
1:AA:196:A:N3	1:AA:222:U:H1'	2.33	0.42
1:AA:488:C:O5'	1:AA:488:C:H6	2.02	0.42
1:AA:491:G:C2	1:AA:492:G:C4	3.07	0.42
1:AA:515:G:N3	1:AA:537:G:C2	2.88	0.42
1:AA:668:G:O2'	15:AO:46:HIS:CD2	2.73	0.42
1:AA:677:U:H3	1:AA:714:G:N2	2.17	0.42
1:AA:720:C:H5''	1:AA:721:G:O5'	2.19	0.42
1:AA:763:G:C5	1:AA:764:C:C5	3.07	0.42
1:AA:1061:G:C4	1:AA:1197:G:N2	2.88	0.42
1:AA:1320:C:H5'	19:AS:70:LYS:CG	2.49	0.42
2:AB:97:TRP:HH2	2:AB:176:GLU:HG3	1.84	0.42
3:AC:159:GLY:HA2	3:AC:193:TYR:CD1	2.54	0.42
4:AD:132:ARG:H	4:AD:132:ARG:HG3	1.50	0.42
8:AH:36:LEU:HA	8:AH:39:LEU:HD23	2.01	0.42
12:AL:55:VAL:HG13	12:AL:68:ALA:O	2.20	0.42
14:AN:29:ARG:HD3	14:AN:40:CYS:SG	2.59	0.42

Continued on next page...

Continued from previous page...

Atom-1	Atom-2	Interatomic distance (Å)	Clash overlap (Å)
15:AO:55:GLY:HA2	15:AO:58:MET:CE	2.48	0.42
18:AR:66:LEU:HD11	18:AR:70:ILE:HD11	2.00	0.42
20:AT:23:ARG:O	20:AT:27:LYS:HB2	2.19	0.42
24:B2:24:LEU:HA	24:B2:24:LEU:HD12	1.78	0.42
28:B6:28:ARG:O	28:B6:32:ASN:HB3	2.18	0.42
31:BA:92:A:C2'	31:BA:93:G:O4'	2.67	0.42
31:BA:150:C:H2'	31:BA:151:C:H6	1.84	0.42
31:BA:207:A:H2'	31:BA:208:C:O4'	2.18	0.42
31:BA:343:C:H2'	31:BA:343:C:O2	2.18	0.42
31:BA:460:A:C2	31:BA:470:A:C4	3.07	0.42
31:BA:705:A:O2'	31:BA:706:A:H5'	2.18	0.42
31:BA:959:A:N1	31:BA:960:A:C2	2.87	0.42
31:BA:1210:A:H5''	31:BA:1211:U:C3'	2.48	0.42
31:BA:1438:U:O2'	31:BA:1439:A:H5'	2.20	0.42
31:BA:1510:G:O2'	31:BA:1511:C:H5'	2.19	0.42
31:BA:1639:U:H4'	31:BA:2699:C:H4'	2.01	0.42
31:BA:2017:U:H5''	31:BA:2018:G:P	2.59	0.42
31:BA:2306:C:OP2	31:BA:2307:G:C8	2.72	0.42
31:BA:2321:G:N3	31:BA:2321:G:H2'	2.34	0.42
31:BA:2410:G:C2	31:BA:2411:A:H1'	2.55	0.42
31:BA:2655:G:O2'	31:BA:2656:U:H5	2.01	0.42
33:BD:228:PRO:HD3	33:BD:235:GLY:CA	2.46	0.42
34:BE:11:MET:HE3	34:BE:186:GLY:HA2	2.01	0.42
34:BE:36:ARG:NH2	34:BE:86:PRO:HD2	2.33	0.42
34:BE:61:ARG:N	34:BE:62:PRO:HD2	2.14	0.42
34:BE:97:LYS:O	34:BE:100:GLU:HG3	2.19	0.42
34:BE:132:HIS:CG	34:BE:132:HIS:O	2.72	0.42
37:BH:89:ILE:CD1	37:BH:129:THR:HB	2.41	0.42
37:BH:157:TYR:CD1	37:BH:170:ARG:O	2.72	0.42
38:BI:56:LYS:HZ2	38:BI:57:ARG:CA	2.32	0.42
38:BI:67:ARG:O	38:BI:68:LEU:CB	2.67	0.42
38:BI:69:LYS:HG2	38:BI:69:LYS:O	2.20	0.42
38:BI:88:ILE:HD11	38:BI:122:GLU:C	2.38	0.42
41:BP:5:ASP:HB3	41:BP:6:LEU:H	1.67	0.42
41:BP:8:PRO:C	41:BP:10:PRO:HD3	2.39	0.42
41:BP:16:ARG:HD3	41:BP:16:ARG:C	2.40	0.42
42:BQ:55:VAL:HG22	42:BQ:56:ARG:N	2.34	0.42
42:BQ:141:GLN:C	51:BZ:70:LEU:HD13	2.39	0.42
44:BS:28:VAL:O	44:BS:29:PHE:CB	2.67	0.42
45:BT:50:ILE:HD13	45:BT:64:ARG:HB3	2.01	0.42
46:BU:92:ARG:NH2	47:BV:10:LYS:HG2	2.34	0.42

Continued on next page...

Continued from previous page...

Atom-1	Atom-2	Interatomic distance (Å)	Clash overlap (Å)
47:BV:19:LYS:NZ	47:BV:20:LEU:H	2.16	0.42
50:BY:19:LYS:HB3	50:BY:20:TYR:HD1	1.82	0.42
51:BZ:5:LEU:HD21	51:BZ:43:GLU:HB3	2.00	0.42
1:CA:371:G:H5''	1:CA:372:C:OP2	2.19	0.42
1:CA:390:C:H3'	1:CA:390:C:H6	1.84	0.42
1:CA:488:C:H6	1:CA:488:C:O5'	2.02	0.42
1:CA:552:U:H4'	12:CL:86:ARG:HG2	2.01	0.42
1:CA:771:G:C6	1:CA:772:U:C4	3.08	0.42
1:CA:783:C:C2'	1:CA:784:C:H5'	2.48	0.42
1:CA:929:G:C6	1:CA:930:C:C4	3.06	0.42
1:CA:1030(A):G:O2'	1:CA:1030(C):G:N7	2.46	0.42
1:CA:1346:A:C8	1:CA:1348:U:O2	2.72	0.42
1:CA:1452:C:H5'	1:CA:1456:G:C5	2.54	0.42
1:CA:1457:G:C2	1:CA:1458:G:C8	3.07	0.42
5:CE:75:THR:OG1	5:CE:76:ILE:N	2.51	0.42
9:CI:45:ALA:O	9:CI:78:LYS:HE3	2.19	0.42
12:CL:92:ASP:O	12:CL:93:LEU:HD23	2.19	0.42
13:CM:66:LEU:HB2	13:CM:67:GLU:H	1.53	0.42
17:CQ:5:VAL:HG23	17:CQ:60:ILE:HG13	2.00	0.42
18:CR:74:ARG:HE	18:CR:81:PHE:HA	1.82	0.42
19:CS:12:ASP:OD1	19:CS:37:ARG:HD2	2.19	0.42
23:D1:28:GLY:C	23:D1:30:VAL:H	2.22	0.42
24:D2:23:LYS:N	49:DX:5:TYR:HD1	2.17	0.42
25:D3:19:GLN:O	25:D3:23:LEU:HD12	2.19	0.42
31:DA:271(T):C:C2	31:DA:271(U):G:C8	3.07	0.42
31:DA:518:G:H4'	48:DW:18:ARG:CZ	2.48	0.42
31:DA:768:G:C4	31:DA:769:G:C8	3.07	0.42
31:DA:877:U:O2'	31:DA:878:A:H5''	2.19	0.42
31:DA:1262:A:C4	31:DA:1263:U:C5	3.06	0.42
31:DA:1987:G:H2'	31:DA:1988:C:H6	1.83	0.42
31:DA:2199:A:H1'	38:DI:28:ASN:HD22	1.82	0.42
31:DA:2290:G:N1	31:DA:2343:C:O2	2.52	0.42
31:DA:2308:G:H21	36:DG:79:ASN:ND2	2.18	0.42
31:DA:2723:C:O5'	31:DA:2723:C:H6	2.02	0.42
31:DA:2813:A:C6	31:DA:2814:C:C4	3.07	0.42
32:DB:21:G:C6	32:DB:63:G:C6	3.06	0.42
32:DB:48:A:OP1	44:DS:93:LYS:HB3	2.19	0.42
33:DD:25:THR:HB	33:DD:82:ILE:H	1.83	0.42
33:DD:31:LYS:C	33:DD:32:SER:O	2.56	0.42
35:DF:53:THR:HG23	35:DF:55:GLY:H	1.84	0.42
35:DF:64:ILE:HG21	35:DF:64:ILE:HD13	1.80	0.42

Continued on next page...

Continued from previous page...

Atom-1	Atom-2	Interatomic distance (Å)	Clash overlap (Å)
38:DI:145:VAL:HG12	38:DI:146:ALA:N	2.34	0.42
39:DN:16:ILE:HD11	39:DN:26:LEU:HD11	2.01	0.42
39:DN:46:VAL:CG1	39:DN:48:MET:HG3	2.48	0.42
41:DP:13:ASN:N	41:DP:13:ASN:ND2	2.66	0.42
42:DQ:62:GLY:O	51:DZ:178:GLU:HG2	2.19	0.42
43:DR:55:ALA:HB2	43:DR:79:LEU:HD13	2.01	0.42
45:DT:91:ARG:HB2	45:DT:92:GLY:H	1.61	0.42
47:DV:53:GLU:O	47:DV:53:GLU:HG3	2.19	0.42
50:DY:76:CYS:CB	50:DY:77:PRO:HD2	2.49	0.42
51:DZ:76:LEU:HD23	51:DZ:76:LEU:HA	1.82	0.42
1:AA:52:G:H2'	1:AA:53:A:H5'	1.98	0.42
1:AA:102:G:C5	1:AA:103:C:C5	3.07	0.42
1:AA:231:G:C2'	1:AA:232:G:H5'	2.50	0.42
1:AA:233:C:N3	1:AA:234:C:C5	2.86	0.42
1:AA:328:C:H4'	1:AA:329:A:C5'	2.48	0.42
1:AA:451:A:C6	1:AA:481:G:C5	3.07	0.42
1:AA:510:A:H5''	1:AA:511:C:OP1	2.20	0.42
1:AA:760:G:C2'	1:AA:761:G:H5'	2.49	0.42
1:AA:1173:G:C5	1:AA:1174:G:N7	2.87	0.42
1:AA:1413:A:C2	1:AA:1414:U:C2	3.06	0.42
1:AA:1486:G:H2'	1:AA:1487:G:O4'	2.19	0.42
2:AB:11:LEU:HD11	2:AB:217:ARG:HH22	1.84	0.42
2:AB:102:LEU:N	2:AB:102:LEU:CD1	2.81	0.42
2:AB:140:HIS:O	2:AB:143:GLU:HB2	2.19	0.42
3:AC:79:ARG:O	3:AC:79:ARG:HG3	2.20	0.42
3:AC:138:VAL:HG23	3:AC:151:VAL:HG23	2.02	0.42
4:AD:79:PHE:CZ	4:AD:204:ILE:HD13	2.55	0.42
4:AD:188:LEU:HA	4:AD:189:PRO:HD2	1.88	0.42
5:AE:6:PHE:HB2	5:AE:34:VAL:HG13	2.00	0.42
8:AH:107:LEU:HD23	8:AH:107:LEU:N	2.34	0.42
15:AO:40:SER:O	15:AO:44:LYS:HB2	2.19	0.42
18:AR:46:GLU:OE2	18:AR:46:GLU:HA	2.19	0.42
22:B0:84:LEU:HD12	22:B0:84:LEU:N	2.34	0.42
23:B1:16:ASN:CB	23:B1:46:LEU:HG	2.33	0.42
28:B6:37:ARG:O	28:B6:48:VAL:O	2.37	0.42
31:BA:355:G:C2	31:BA:356:G:C8	3.07	0.42
31:BA:494:G:H21	48:BW:57:ASN:HD21	1.67	0.42
31:BA:770:G:N3	31:BA:1354:A:H2	2.17	0.42
31:BA:877:U:C2'	31:BA:878:A:H5''	2.49	0.42
31:BA:1275:A:C8	43:BR:16:HIS:CD2	3.07	0.42
31:BA:1646:C:H5''	31:BA:1647:G:H5''	2.01	0.42

Continued on next page...

Continued from previous page...

Atom-1	Atom-2	Interatomic distance (Å)	Clash overlap (Å)
31:BA:1851:U:H2'	31:BA:1852:C:H5'	2.01	0.42
31:BA:2074:U:H2'	31:BA:2075:U:C6	2.54	0.42
31:BA:2287:A:H2	31:BA:2346:A:N1	2.16	0.42
31:BA:2395:C:H5'	31:BA:2395:C:C6	2.41	0.42
31:BA:2632:A:N3	34:BE:61:ARG:HD2	2.35	0.42
32:BB:10:C:H2'	32:BB:11:C:H5'	2.02	0.42
32:BB:18:G:H1	32:BB:65:C:H42	1.66	0.42
33:BD:183:ARG:HD2	33:BD:270:ILE:HG22	2.01	0.42
34:BE:75:VAL:C	34:BE:77:ILE:H	2.21	0.42
35:BF:23:ASP:O	35:BF:24:LEU:HD22	2.19	0.42
36:BG:15:VAL:HG13	36:BG:175:LEU:HD13	2.00	0.42
36:BG:19:LEU:HD13	36:BG:32:PRO:HG2	2.02	0.42
37:BH:125:VAL:HG12	37:BH:127:GLU:O	2.20	0.42
39:BN:89:LYS:O	39:BN:93:THR:HG22	2.18	0.42
41:BP:30:THR:O	41:BP:33:ARG:N	2.49	0.42
41:BP:101:VAL:HB	41:BP:107:LYS:N	2.35	0.42
44:BS:67:ARG:N	44:BS:69:VAL:HG12	2.31	0.42
46:BU:20:LEU:HB3	46:BU:39:LEU:HD11	2.01	0.42
48:BW:86:LEU:C	48:BW:86:LEU:CD1	2.87	0.42
50:BY:45:VAL:HG21	50:BY:62:GLU:N	2.34	0.42
1:CA:189(K):U:O5'	1:CA:189(K):U:H6	2.02	0.42
1:CA:229:U:C2'	1:CA:230:G:H5'	2.50	0.42
1:CA:376:G:C4'	16:CP:5:ARG:HH11	2.18	0.42
1:CA:428:G:OP2	4:CD:7:PRO:HG2	2.19	0.42
1:CA:604:G:C5	1:CA:605:U:C5	3.07	0.42
1:CA:720:C:O5'	1:CA:720:C:H6	2.02	0.42
1:CA:764:C:H2'	1:CA:765:G:C8	2.52	0.42
1:CA:928:G:C2	1:CA:1390:U:O2	2.72	0.42
1:CA:1030(D):A:N7	1:CA:1031:G:N3	2.66	0.42
1:CA:1086:U:C6	1:CA:1087:G:C8	3.07	0.42
1:CA:1095:U:H2'	1:CA:1096:C:H6	1.84	0.42
2:CB:97:TRP:HH2	2:CB:176:GLU:HG3	1.84	0.42
2:CB:102:LEU:N	2:CB:102:LEU:CD1	2.83	0.42
2:CB:139:LYS:O	2:CB:143:GLU:HG2	2.19	0.42
2:CB:140:HIS:O	2:CB:143:GLU:HB2	2.19	0.42
5:CE:91:LEU:HD12	5:CE:120:THR:HG22	2.01	0.42
8:CH:97:VAL:HG13	8:CH:98:LYS:HG3	2.00	0.42
10:CJ:49:VAL:O	10:CJ:60:ARG:HB2	2.20	0.42
11:CK:23:ALA:HB1	11:CK:88:GLY:HA3	2.01	0.42
12:CL:18:VAL:HG23	12:CL:19:ARG:N	2.33	0.42
12:CL:41:ARG:CG	12:CL:42:THR:N	2.77	0.42

Continued on next page...

Continued from previous page...

Atom-1	Atom-2	Interatomic distance (Å)	Clash overlap (Å)
14:CN:21:TYR:CD2	14:CN:22:THR:O	2.72	0.42
16:CP:49:LEU:HG	16:CP:50:LYS:N	2.34	0.42
22:D0:2:ALA:HA	31:DA:2494:G:OP1	2.19	0.42
24:D2:46:GLN:NE2	24:D2:47:ASN:CA	2.82	0.42
25:D3:18:ASP:HB2	25:D3:49:LYS:CE	2.48	0.42
28:D6:16:CYS:O	28:D6:17:LYS:CB	2.67	0.42
28:D6:36:LEU:O	28:D6:37:ARG:HD2	2.18	0.42
31:DA:68:G:H2'	31:DA:69:C:O4'	2.19	0.42
31:DA:154:G:N1	31:DA:154(A):C:N4	2.67	0.42
31:DA:267:C:H6	31:DA:267:C:C5'	2.33	0.42
31:DA:573:G:H1	31:DA:2030:A:H3'	1.82	0.42
31:DA:1004:C:H6	31:DA:1004:C:O5'	2.01	0.42
31:DA:1027:A:N7	31:DA:1126:A:C2	2.87	0.42
31:DA:1242:A:N1	41:DP:8:PRO:HG3	2.34	0.42
31:DA:1504:C:HO2'	31:DA:1505:C:P	2.42	0.42
31:DA:1570:A:H2'	31:DA:1571:A:C8	2.54	0.42
31:DA:1637:A:C2	31:DA:1638:C:C2	3.08	0.42
31:DA:1638:C:H5''	31:DA:2710:C:O2'	2.19	0.42
31:DA:1667:G:H4'	31:DA:1668:A:OP1	2.20	0.42
31:DA:2206:G:N3	31:DA:2207:G:H5'	2.33	0.42
31:DA:2332:U:H5'	31:DA:2336:A:N6	2.33	0.42
31:DA:2772:C:H2'	31:DA:2773:C:C6	2.55	0.42
31:DA:2818:G:N2	31:DA:2819:G:C4	2.87	0.42
31:DA:2887:U:H2'	31:DA:2888:C:C6	2.54	0.42
32:DB:15:A:H5'	32:DB:16:G:N7	2.29	0.42
33:DD:143:HIS:CD2	33:DD:144:ALA:N	2.87	0.42
36:DG:58:GLN:O	36:DG:61:ALA:HB3	2.19	0.42
40:DO:16:ALA:HA	40:DO:46:ALA:CB	2.49	0.42
41:DP:21:ARG:O	41:DP:23:PRO:HD3	2.20	0.42
43:DR:18:LEU:HD13	43:DR:19:ALA:N	2.35	0.42
46:DU:3:ARG:NH2	46:DU:5:LYS:HG2	2.34	0.42
46:DU:52:ARG:HD3	46:DU:52:ARG:HA	1.58	0.42
47:DV:83:ARG:NH1	47:DV:83:ARG:HG2	2.34	0.42
48:DW:74:ALA:O	48:DW:75:TYR:HB3	2.20	0.42
51:DZ:130:PRO:HA	51:DZ:133:ILE:HD11	2.01	0.42
1:AA:131:C:H2'	1:AA:132:C:H6	1.81	0.42
1:AA:233:C:C2	1:AA:234:C:C5	3.08	0.42
1:AA:274:A:H4'	1:AA:275:G:OP1	2.18	0.42
1:AA:473:G:N3	1:AA:474:G:C8	2.87	0.42
1:AA:522:C:H5''	12:AL:120:TYR:OH	2.19	0.42
1:AA:640:A:N3	8:AH:115:SER:CB	2.83	0.42

Continued on next page...

Continued from previous page...

Atom-1	Atom-2	Interatomic distance (Å)	Clash overlap (Å)
1:AA:937:A:H1'	1:AA:1379:G:N2	2.34	0.42
1:AA:1054:C:OP1	1:AA:1197:G:OP2	2.37	0.42
2:AB:84:GLU:OE1	2:AB:219:VAL:HB	2.18	0.42
7:AG:12:LEU:HD13	7:AG:24:THR:OG1	2.19	0.42
12:AL:27:LEU:C	12:AL:29:GLY:H	2.23	0.42
15:AO:39:LEU:HD23	15:AO:39:LEU:HA	1.74	0.42
16:AP:72:ARG:HH21	16:AP:73:LEU:CD2	2.26	0.42
23:B1:37:ILE:O	23:B1:38:SER:HB2	2.20	0.42
23:B1:89:GLU:O	23:B1:90:ILE:C	2.58	0.42
24:B2:41:ILE:CG1	31:BA:94(A):G:N2	2.82	0.42
25:B3:13:ILE:HD12	31:BA:989:G:N7	2.34	0.42
27:B5:38:ALA:HB1	27:B5:39:MET:H	1.59	0.42
30:B8:39:LYS:O	30:B8:39:LYS:CG	2.67	0.42
30:B8:61:LEU:HD23	30:B8:61:LEU:HA	1.62	0.42
31:BA:378:C:C2'	31:BA:379:G:H5'	2.49	0.42
31:BA:475:U:O2	31:BA:505:A:H2	2.02	0.42
31:BA:478:A:C6	31:BA:480:A:C6	3.07	0.42
31:BA:513:A:N1	31:BA:514:A:C5	2.87	0.42
31:BA:776:G:H4'	31:BA:777:A:O5'	2.19	0.42
31:BA:790:C:O2'	31:BA:791:C:C5'	2.67	0.42
31:BA:933:A:C5	31:BA:934:G:C8	3.08	0.42
31:BA:1291:C:H2'	31:BA:1292:U:C6	2.54	0.42
31:BA:1318:C:O2	31:BA:1318:C:H2'	2.19	0.42
31:BA:1348:G:C2'	31:BA:1349:A:H5'	2.48	0.42
31:BA:1464:C:C2'	31:BA:1528:A:H8	2.33	0.42
31:BA:1637:A:H4'	31:BA:2711:A:O2'	2.18	0.42
31:BA:1665:A:C2'	31:BA:1666:G:H5'	2.50	0.42
31:BA:1988:C:O2'	31:BA:1989:G:H5'	2.20	0.42
31:BA:1992:G:O2'	31:BA:1993:U:OP2	2.22	0.42
31:BA:2504:U:O2	31:BA:2504:U:C2'	2.65	0.42
31:BA:2552:U:C2	31:BA:2554:U:H5'	2.55	0.42
31:BA:2552:U:H2'	31:BA:2554:U:OP2	2.20	0.42
31:BA:2759:G:O2'	31:BA:2760:C:H5'	2.19	0.42
32:BB:79:C:H2'	32:BB:80:U:O4'	2.19	0.42
33:BD:25:THR:O	33:BD:27:THR:CB	2.52	0.42
33:BD:48:ARG:HH11	33:BD:48:ARG:CG	2.30	0.42
35:BF:53:THR:HG23	35:BF:55:GLY:CA	2.50	0.42
35:BF:63:LYS:HA	35:BF:76:GLY:O	2.19	0.42
35:BF:88:VAL:HG11	35:BF:91:GLY:HA3	2.01	0.42
38:BI:15:VAL:CG2	38:BI:16:GLY:N	2.82	0.42
40:BO:16:ALA:HA	40:BO:46:ALA:CB	2.50	0.42

Continued on next page...

Continued from previous page...

Atom-1	Atom-2	Interatomic distance (Å)	Clash overlap (Å)
43:BR:13:HIS:CE1	43:BR:15:SER:OG	2.73	0.42
46:BU:8:VAL:HG11	46:BU:12:ARG:NE	2.31	0.42
46:BU:92:ARG:O	46:BU:95:LEU:N	2.52	0.42
47:BV:75:PHE:CE1	47:BV:89:GLN:CB	2.85	0.42
49:BX:89:ILE:HD12	49:BX:92:LEU:HD12	2.01	0.42
50:BY:39:VAL:O	50:BY:40:GLU:CD	2.57	0.42
50:BY:81:LYS:NZ	50:BY:97:ARG:O	2.42	0.42
1:CA:37:U:O2'	1:CA:500:G:H4'	2.20	0.42
1:CA:262:A:N6	1:CA:263:A:N6	2.67	0.42
1:CA:391:G:O6	1:CA:392:G:C6	2.72	0.42
1:CA:587:G:C2	1:CA:755:G:C5	3.07	0.42
1:CA:976:G:C5'	1:CA:1358:U:O2'	2.64	0.42
1:CA:1037:C:H6	1:CA:1037:C:O5'	2.02	0.42
1:CA:1500:A:OP2	1:CA:1505:G:OP1	2.37	0.42
3:CC:138:VAL:HG23	3:CC:151:VAL:HG23	2.00	0.42
4:CD:146:ILE:HD12	4:CD:146:ILE:H	1.84	0.42
5:CE:72:GLN:O	5:CE:73:ASN:CB	2.58	0.42
8:CH:100:ILE:HA	8:CH:101:PRO:HD3	1.83	0.42
9:CI:56:LEU:O	9:CI:56:LEU:HD23	2.20	0.42
11:CK:21:ILE:HA	11:CK:30:VAL:HG12	2.00	0.42
11:CK:81:ASP:CG	11:CK:106:LYS:HG2	2.39	0.42
13:CM:74:VAL:O	13:CM:78:ILE:HG13	2.19	0.42
22:D0:20:ARG:HG3	31:DA:2356:C:H4'	2.02	0.42
24:D2:39:ALA:O	24:D2:40:SER:C	2.57	0.42
24:D2:47:ASN:N	24:D2:47:ASN:HD22	2.18	0.42
28:D6:44:ARG:O	28:D6:45:LYS:CG	2.66	0.42
30:D8:31:HIS:CB	31:DA:2420:C:H41	2.31	0.42
31:DA:197:A:C2'	31:DA:198:C:O5'	2.68	0.42
31:DA:271(K):U:H3'	31:DA:271(L):U:C5'	2.50	0.42
31:DA:638:G:C5	31:DA:639:U:C5	3.07	0.42
31:DA:762:U:H4'	31:DA:763:G:H5''	2.01	0.42
31:DA:762:U:H4'	31:DA:763:G:C5'	2.50	0.42
31:DA:1224:C:O3'	47:DV:88:ARG:HB3	2.18	0.42
31:DA:1340:U:H4'	31:DA:1341:U:OP2	2.18	0.42
31:DA:1419:A:C8	31:DA:1421:G:C6	3.08	0.42
31:DA:1472:A:O2'	31:DA:1473:G:H5'	2.19	0.42
31:DA:1651:G:OP1	43:DR:40:LYS:NZ	2.50	0.42
31:DA:2392:A:N1	31:DA:2424:C:N3	2.67	0.42
31:DA:2598:A:O5'	33:DD:236:GLY:HA3	2.19	0.42
31:DA:2655:G:C2	31:DA:2664:G:O6	2.72	0.42
31:DA:2747:G:C2	31:DA:2756:U:C5	3.07	0.42

Continued on next page...

Continued from previous page...

Atom-1	Atom-2	Interatomic distance (Å)	Clash overlap (Å)
31:DA:2774:C:H2'	31:DA:2775:A:O4'	2.19	0.42
32:DB:15:A:C5'	32:DB:16:G:H8	2.19	0.42
32:DB:17:C:H2'	32:DB:18:G:H5'	2.02	0.42
32:DB:45:A:H1'	36:DG:95:ARG:NH2	2.34	0.42
33:DD:11:PRO:O	33:DD:13:ARG:N	2.52	0.42
33:DD:35:LYS:N	33:DD:64:ILE:HG23	2.34	0.42
34:DE:10:GLY:HA2	34:DE:192:ASN:HD21	1.83	0.42
35:DF:165:ARG:HA	35:DF:168:ARG:HD3	2.00	0.42
35:DF:170:LEU:HD23	35:DF:172:TRP:HE1	1.81	0.42
36:DG:48:GLU:O	36:DG:49:ASP:CB	2.68	0.42
36:DG:106:LEU:O	36:DG:110:ALA:HB3	2.20	0.42
38:DI:31:LEU:N	38:DI:31:LEU:CD1	2.82	0.42
38:DI:53:ALA:HB1	38:DI:56:LYS:HZ2	1.84	0.42
40:DO:106:LEU:HD23	40:DO:106:LEU:HA	1.42	0.42
42:DQ:21:THR:O	42:DQ:21:THR:HG22	2.18	0.42
43:DR:104:ARG:HD3	43:DR:109:ALA:HB3	2.02	0.42
44:DS:42:ASP:C	44:DS:44:LYS:N	2.71	0.42
44:DS:67:ARG:N	44:DS:69:VAL:HG12	2.31	0.42
45:DT:30:VAL:O	45:DT:30:VAL:CG2	2.62	0.42
46:DU:15:LYS:HG3	46:DU:16:LYS:N	2.34	0.42
49:DX:80:ILE:HG23	49:DX:81:VAL:N	2.34	0.42
50:DY:16:ALA:HA	50:DY:21:LYS:CD	2.50	0.42
1:AA:37:U:O2'	1:AA:500:G:H4'	2.19	0.42
1:AA:230:G:H2'	1:AA:231:G:O5'	2.20	0.42
1:AA:324:G:N2	1:AA:327:A:C8	2.87	0.42
1:AA:445:G:C4	1:AA:446:G:C8	3.07	0.42
1:AA:500:G:N2	1:AA:546:G:H1'	2.33	0.42
1:AA:519:C:H2'	1:AA:520:A:O5'	2.20	0.42
1:AA:622:A:N7	1:AA:623:C:C5	2.87	0.42
1:AA:666:G:C2	1:AA:741:G:C4	3.08	0.42
1:AA:690:G:O2'	1:AA:691:G:H5'	2.19	0.42
1:AA:1134:G:N2	1:AA:1141:C:C2	2.87	0.42
1:AA:1157:A:C2	1:AA:1181:G:N3	2.87	0.42
1:AA:1158:C:O2	1:AA:1158:C:C2'	2.67	0.42
4:AD:194:LEU:N	4:AD:194:LEU:HD22	2.35	0.42
7:AG:16:LEU:HD13	9:AI:45:ALA:HB2	2.01	0.42
11:AK:127:LYS:HA	11:AK:127:LYS:CE	2.49	0.42
18:AR:51:LEU:HD23	18:AR:51:LEU:HA	1.89	0.42
23:B1:63:ALA:O	23:B1:65:SER:HB3	2.19	0.42
23:B1:73:LEU:HD23	23:B1:73:LEU:HA	1.64	0.42
28:B6:28:ARG:HA	28:B6:32:ASN:ND2	2.15	0.42

Continued on next page...

Continued from previous page...

Atom-1	Atom-2	Interatomic distance (Å)	Clash overlap (Å)
29:B7:12:ARG:HG3	31:BA:686:G:O6	2.19	0.42
31:BA:271(P):C:H2'	31:BA:271(Q):G:C5'	2.49	0.42
31:BA:573:G:H1	31:BA:2030:A:H3'	1.81	0.42
31:BA:879:G:O6	31:BA:899:A:C2	2.72	0.42
31:BA:1262:A:C4	31:BA:1263:U:C5	3.07	0.42
31:BA:1407:C:O2	31:BA:1407:C:H2'	2.19	0.42
31:BA:1412:A:H2'	31:BA:1413:G:H8	1.83	0.42
31:BA:1469:A:C2'	31:BA:1470:G:O5'	2.67	0.42
31:BA:1670:C:OP2	31:BA:2550:G:OP1	2.38	0.42
31:BA:1853:A:H2'	31:BA:1854:A:C8	2.54	0.42
31:BA:1856:G:C2	31:BA:1887:C:N3	2.87	0.42
31:BA:1902:C:C2'	31:BA:1903:G:O5'	2.67	0.42
31:BA:1905:C:O2	31:BA:1905:C:H2'	2.20	0.42
31:BA:2610:C:C4'	31:BA:2611:U:OP2	2.65	0.42
31:BA:2655:G:N3	31:BA:2655:G:C2'	2.80	0.42
33:BD:133:LEU:HA	33:BD:136:ILE:HD12	2.01	0.42
35:BF:117:ARG:NH2	41:BP:5:ASP:N	2.67	0.42
35:BF:157:VAL:HB	35:BF:194:MET:HB3	2.01	0.42
36:BG:48:GLU:O	36:BG:49:ASP:CB	2.67	0.42
36:BG:109:VAL:C	36:BG:112:PRO:HD2	2.40	0.42
38:BI:79:ILE:HA	38:BI:79:ILE:HD13	1.77	0.42
39:BN:19:GLU:CG	39:BN:20:GLY:N	2.82	0.42
41:BP:122:PRO:HB3	25:D3:1:MET:HE1	2.01	0.42
41:BP:133:SER:O	41:BP:137:LYS:HG2	2.19	0.42
42:BQ:63:LYS:HG2	42:BQ:65:PHE:CE2	2.54	0.42
43:BR:116:LEU:HD23	43:BR:116:LEU:HA	1.56	0.42
45:BT:65:LYS:CG	45:BT:66:VAL:N	2.82	0.42
45:BT:129:ARG:HH11	45:BT:131:ALA:HB3	1.82	0.42
46:BU:25:TRP:O	46:BU:26:GLY:O	2.38	0.42
47:BV:82:ARG:CG	47:BV:82:ARG:NH1	2.42	0.42
48:BW:24:ILE:HD12	48:BW:24:ILE:C	2.39	0.42
49:BX:12:VAL:CG1	49:BX:27:THR:HG23	2.50	0.42
49:BX:36:LYS:NZ	49:BX:38:GLU:C	2.71	0.42
1:CA:69:G:H2'	1:CA:70:G:H8	1.84	0.42
1:CA:438:G:H4'	4:CD:123:HIS:CE1	2.54	0.42
1:CA:1006:C:H42	1:CA:1024:G:H21	1.66	0.42
1:CA:1030(B):C:N4	1:CA:1030(C):G:C2	2.88	0.42
1:CA:1158:C:O2	1:CA:1158:C:H2'	2.18	0.42
1:CA:1188:A:C2'	1:CA:1189:C:H5'	2.50	0.42
1:CA:1498:U:C1'	1:CA:1499:A:OP2	2.68	0.42
2:CB:153:ARG:O	2:CB:154:LEU:C	2.57	0.42

Continued on next page...

Continued from previous page...

Atom-1	Atom-2	Interatomic distance (Å)	Clash overlap (Å)
4:CD:14:ARG:HA	4:CD:39:PRO:CB	2.49	0.42
4:CD:106:TYR:CE1	4:CD:112:VAL:O	2.73	0.42
5:CE:48:ALA:HB1	5:CE:49:PRO:CD	2.50	0.42
7:CG:75:VAL:CG2	7:CG:144:MET:HB3	2.50	0.42
11:CK:57:THR:HG23	11:CK:58:PRO:HD2	2.01	0.42
19:CS:9:VAL:O	19:CS:10:PHE:CD1	2.72	0.42
22:D0:72:ARG:HH21	22:D0:75:LEU:HD12	1.83	0.42
24:D2:26:ARG:CG	49:DX:5:TYR:O	2.65	0.42
27:D5:7:PRO:HA	31:DA:2615:U:N1	2.34	0.42
27:D5:33:CYS:HA	27:D5:34:PRO:HD2	1.90	0.42
28:D6:26:ASN:ND2	28:D6:32:ASN:HD21	2.17	0.42
30:D8:62:LEU:N	30:D8:63:PRO:CD	2.81	0.42
31:DA:28:A:C4	31:DA:29:U:C6	3.07	0.42
31:DA:142:A:H3'	31:DA:142(A):C:H5'	2.01	0.42
31:DA:157:U:OP2	31:DA:157:U:H6	2.01	0.42
31:DA:184:C:C2	31:DA:185:U:C5	3.08	0.42
31:DA:639:U:C2	31:DA:640:C:C5	3.07	0.42
31:DA:815:C:C2	31:DA:1193:G:C2	3.07	0.42
31:DA:940:G:H2'	31:DA:941:A:O4'	2.20	0.42
31:DA:1011:G:C4	31:DA:1013:C:C6	3.07	0.42
31:DA:1049:C:O2	31:DA:1050:A:N7	2.52	0.42
31:DA:1052:C:C6	31:DA:1052:C:C3'	3.02	0.42
31:DA:1155:A:OP2	46:DU:58:ARG:NH1	2.52	0.42
31:DA:1344:G:H4'	31:DA:1384:A:C5	2.55	0.42
31:DA:1533:G:O2'	31:DA:1543:C:OP2	2.33	0.42
31:DA:1607:C:N4	31:DA:1622:G:OP2	2.39	0.42
31:DA:2228:G:C5	31:DA:2229:C:C5	3.07	0.42
31:DA:2324:C:H5''	31:DA:2325:G:H5'	2.01	0.42
31:DA:2392:A:H1'	41:DP:60:MET:HG2	2.01	0.42
31:DA:2516:G:C6	31:DA:2517:C:C4	3.07	0.42
31:DA:2688:U:O2	31:DA:2688:U:O5'	2.37	0.42
31:DA:2796:U:O2	31:DA:2796:U:O4'	2.38	0.42
32:DB:6:C:HO2'	44:DS:29:PHE:HE1	1.66	0.42
33:DD:52:ARG:CZ	33:DD:53:PHE:CE2	3.02	0.42
33:DD:248:SER:C	33:DD:250:TRP:N	2.72	0.42
35:DF:19:GLU:O	35:DF:20:LEU:CB	2.67	0.42
35:DF:46:ARG:HG2	35:DF:46:ARG:NH1	2.15	0.42
37:DH:37:VAL:HG12	37:DH:38:SER:N	2.34	0.42
38:DI:50:ARG:C	38:DI:52:ARG:N	2.70	0.42
44:DS:28:VAL:O	44:DS:29:PHE:CB	2.67	0.42
45:DT:31:SER:OG	45:DT:32:TYR:N	2.53	0.42

Continued on next page...

Continued from previous page...

Atom-1	Atom-2	Interatomic distance (Å)	Clash overlap (Å)
46:DU:26:GLY:C	46:DU:28:ARG:N	2.70	0.42
49:DX:53:LYS:N	49:DX:80:ILE:HG22	2.34	0.42
1:AA:233:C:C2	1:AA:234:C:C6	3.08	0.42
1:AA:251:G:H4'	1:AA:252:U:O5'	2.19	0.42
1:AA:343:U:O2	1:AA:347:G:C2	2.72	0.42
1:AA:408:A:N1	1:AA:409:G:C4	2.88	0.42
1:AA:678:U:H2'	1:AA:679:C:C6	2.54	0.42
1:AA:945:G:C6	1:AA:1337:G:C6	3.08	0.42
1:AA:1316:G:O3'	14:AN:18:VAL:HG22	2.20	0.42
2:AB:139:LYS:O	2:AB:143:GLU:HG2	2.19	0.42
2:AB:171:ALA:HA	2:AB:174:VAL:HG23	2.02	0.42
3:AC:87:LEU:O	3:AC:91:LEU:HG	2.19	0.42
4:AD:131:ARG:HD3	4:AD:131:ARG:N	2.34	0.42
5:AE:48:ALA:HB1	5:AE:49:PRO:HD2	2.00	0.42
9:AI:63:ILE:HD12	9:AI:63:ILE:N	2.35	0.42
10:AJ:78:ASN:HB3	10:AJ:80:LYS:H	1.84	0.42
11:AK:106:LYS:O	11:AK:107:SER:HB3	2.20	0.42
12:AL:34:ARG:CG	12:AL:35:GLY:N	2.83	0.42
12:AL:69:TYR:HB3	12:AL:99:HIS:CD2	2.55	0.42
13:AM:40:ASN:HA	13:AM:41:PRO:HD3	1.80	0.42
17:AQ:78:GLU:O	17:AQ:78:GLU:HG3	2.19	0.42
19:AS:63:THR:O	19:AS:66:MET:HG2	2.20	0.42
22:B0:72:ARG:HH21	22:B0:75:LEU:CD1	2.33	0.42
22:B0:77:ARG:NH2	31:BA:857:C:OP2	2.51	0.42
24:B2:26:ARG:HG2	49:BX:5:TYR:CB	2.48	0.42
24:B2:41:ILE:HG12	31:BA:94(A):G:N2	2.34	0.42
24:B2:46:GLN:NE2	24:B2:47:ASN:CA	2.82	0.42
30:B8:62:LEU:C	30:B8:64:TYR:H	2.22	0.42
31:BA:49:A:H3'	31:BA:50:U:C5'	2.49	0.42
31:BA:271(H):G:C6	31:BA:271(Q):G:N1	2.87	0.42
31:BA:292:C:H42	31:BA:348:G:H1	1.67	0.42
31:BA:707:G:C5	31:BA:708:C:C5	3.07	0.42
31:BA:921:G:C6	31:BA:922:U:C4	3.08	0.42
31:BA:966:G:C5	31:BA:967:C:C5	3.08	0.42
31:BA:993:G:H1'	47:BV:91:TYR:HD1	1.84	0.42
31:BA:997:G:O2'	31:BA:998:C:H5'	2.20	0.42
31:BA:1288:U:C2	31:BA:1327:C:C2	3.07	0.42
31:BA:1411:C:O2'	31:BA:1412:A:H5'	2.19	0.42
31:BA:1679:U:C2'	31:BA:1680:U:H5'	2.49	0.42
31:BA:2052:G:C2	31:BA:2053:G:C8	3.07	0.42
31:BA:2313:C:H2'	31:BA:2314:C:H6	1.85	0.42

Continued on next page...

Continued from previous page...

Atom-1	Atom-2	Interatomic distance (Å)	Clash overlap (Å)
31:BA:2660:A:N3	31:BA:2660:A:C3'	2.78	0.42
31:BA:2766:G:H2'	31:BA:2766:G:N3	2.34	0.42
31:BA:2818:G:N2	31:BA:2819:G:C4	2.88	0.42
32:BB:119:G:N3	32:BB:119:G:H2'	2.33	0.42
33:BD:30:GLU:CG	33:BD:63:ARG:CZ	2.97	0.42
33:BD:270:ILE:O	33:BD:270:ILE:HD12	2.19	0.42
34:BE:7:VAL:O	34:BE:7:VAL:HG22	2.19	0.42
35:BF:19:GLU:O	35:BF:20:LEU:CB	2.66	0.42
35:BF:32:LEU:CD1	35:BF:105:VAL:HG13	2.44	0.42
35:BF:132:VAL:C	35:BF:134:GLY:N	2.73	0.42
36:BG:19:LEU:HG	36:BG:175:LEU:HD12	2.02	0.42
37:BH:87:LEU:HD23	37:BH:164:TYR:HD1	1.85	0.42
38:BI:92:VAL:O	38:BI:92:VAL:HG13	2.20	0.42
41:BP:102:ARG:O	41:BP:103:ALA:CB	2.67	0.42
42:BQ:7:MET:O	42:BQ:10:ARG:NH2	2.50	0.42
45:BT:29:ARG:HE	45:BT:84:GLN:CD	2.23	0.42
48:BW:64:MET:HE3	48:BW:64:MET:HB3	1.89	0.42
49:BX:36:LYS:C	49:BX:38:GLU:N	2.71	0.42
50:BY:9:LYS:HA	50:BY:30:VAL:HG21	2.01	0.42
50:BY:18:GLY:O	50:BY:19:LYS:C	2.57	0.42
51:BZ:44:PHE:CZ	51:BZ:48:PHE:CD2	3.07	0.42
51:BZ:117:LEU:HG	51:BZ:118:GLN:N	2.34	0.42
1:CA:35:G:O2'	12:CL:121:GLY:HA2	2.20	0.42
1:CA:44:G:H2'	1:CA:45:U:O4'	2.19	0.42
1:CA:328:C:H4'	1:CA:329:A:O5'	2.19	0.42
1:CA:380:G:C2	1:CA:384:G:C6	3.08	0.42
1:CA:1003:G:C2'	1:CA:1004:A:H4'	2.42	0.42
1:CA:1128:C:H1'	1:CA:1146:A:H61	1.85	0.42
1:CA:1160:G:H5'	2:CB:132:LYS:HE3	2.01	0.42
2:CB:80:ILE:HD12	2:CB:211:ILE:HB	2.00	0.42
2:CB:193:ASP:O	2:CB:194:PRO:O	2.37	0.42
2:CB:204:ASN:HD22	2:CB:206:ASP:H	1.66	0.42
3:CC:134:ILE:HG13	3:CC:153:VAL:CG2	2.49	0.42
4:CD:65:ARG:HG3	4:CD:75:PHE:CD1	2.55	0.42
4:CD:74:GLN:O	4:CD:78:LEU:HG	2.20	0.42
4:CD:148:VAL:CG1	4:CD:149:ALA:N	2.81	0.42
4:CD:190:ASP:HB3	4:CD:193:ASP:OD2	2.20	0.42
12:CL:27:LEU:C	12:CL:29:GLY:H	2.22	0.42
16:CP:59:TRP:O	16:CP:64:ALA:CB	2.67	0.42
22:D0:70:GLN:OE1	22:D0:72:ARG:CD	2.67	0.42
27:D5:2:ALA:HB3	31:DA:747:U:C6	2.55	0.42

Continued on next page...

Continued from previous page...

Atom-1	Atom-2	Interatomic distance (Å)	Clash overlap (Å)
28:D6:25:LYS:HB2	28:D6:25:LYS:HE3	1.90	0.42
31:DA:17:G:C4	31:DA:18:C:C5	3.08	0.42
31:DA:142:A:O2'	31:DA:1407:C:H2'	2.20	0.42
31:DA:491:G:H2'	31:DA:492:A:C8	2.55	0.42
31:DA:633:A:H2'	31:DA:634:C:C5'	2.49	0.42
31:DA:764:A:O4'	33:DD:213:ARG:HG3	2.20	0.42
31:DA:825:C:H3'	31:DA:825:C:C6	2.54	0.42
31:DA:851:U:C2	31:DA:927:G:C2	3.07	0.42
31:DA:1510:G:C2	31:DA:1511:C:C2	3.07	0.42
31:DA:2323:G:H2'	31:DA:2324:C:O4'	2.18	0.42
33:DD:35:LYS:CD	33:DD:63:ARG:C	2.87	0.42
34:DE:14:ILE:HD11	34:DE:173:VAL:HG11	2.02	0.42
35:DF:93:LYS:HB3	35:DF:94:PRO:HD2	2.01	0.42
35:DF:117:ARG:NH2	41:DP:5:ASP:N	2.67	0.42
36:DG:33:ARG:HB2	36:DG:162:THR:OG1	2.18	0.42
38:DI:14:ASP:O	38:DI:17:GLN:HB3	2.19	0.42
38:DI:88:ILE:CG2	38:DI:89:TYR:H	2.21	0.42
40:DO:40:VAL:HG12	40:DO:41:ALA:N	2.35	0.42
42:DQ:18:LYS:O	42:DQ:19:GLY:O	2.38	0.42
42:DQ:39:PRO:HA	42:DQ:97:VAL:O	2.19	0.42
44:DS:59:LYS:NZ	44:DS:68:GLN:HE22	2.17	0.42
45:DT:29:ARG:HE	45:DT:84:GLN:CD	2.22	0.42
48:DW:12:ILE:HG13	48:DW:42:ARG:HH11	1.85	0.42
49:DX:57:LEU:HD11	49:DX:77:LYS:HD2	2.02	0.42
49:DX:63:LYS:HZ2	49:DX:70:LEU:HD11	1.83	0.42
50:DY:96:ILE:HG13	50:DY:99:CYS:O	2.19	0.42
51:DZ:5:LEU:HD21	51:DZ:43:GLU:HB3	2.01	0.42
1:AA:6:G:H4'	1:AA:298:A:H4'	2.00	0.42
1:AA:193:C:O2'	1:AA:194:C:H5'	2.20	0.42
1:AA:443:C:O2	1:AA:443:C:H2'	2.19	0.42
1:AA:812:C:OP1	1:AA:903:G:H1'	2.20	0.42
1:AA:827:U:C2	1:AA:870:U:C4	3.07	0.42
1:AA:953:G:C6	1:AA:1229:A:C6	3.08	0.42
1:AA:1218:C:H2'	1:AA:1219:U:C5	2.54	0.42
1:AA:1221:G:H4'	19:AS:53:ASN:O	2.18	0.42
1:AA:1423:G:H5''	40:BO:49:ARG:HH21	1.83	0.42
2:AB:55:PHE:C	2:AB:57:PHE:N	2.72	0.42
2:AB:165:VAL:HG23	2:AB:166:ASP:N	2.30	0.42
3:AC:29:TYR:O	3:AC:29:TYR:CD2	2.72	0.42
3:AC:155:GLY:O	3:AC:156:ARG:CB	2.68	0.42
5:AE:91:LEU:HD12	5:AE:120:THR:HG22	2.02	0.42

Continued on next page...

Continued from previous page...

Atom-1	Atom-2	Interatomic distance (Å)	Clash overlap (Å)
6:AF:22:GLU:OE1	6:AF:84:ASN:HB2	2.19	0.42
7:AG:111:ARG:HB2	7:AG:119:ARG:HD2	2.00	0.42
11:AK:84:VAL:HG11	11:AK:95:ILE:HD12	2.01	0.42
12:AL:115:LYS:O	12:AL:117:ARG:HG3	2.19	0.42
23:B1:9:GLY:O	23:B1:10:LYS:HB3	2.20	0.42
23:B1:26:ARG:CB	23:B1:34:THR:CA	2.95	0.42
23:B1:46:LEU:HA	31:BA:396:G:O3'	2.19	0.42
23:B1:75:GLU:O	23:B1:76:ARG:HD3	2.19	0.42
24:B2:32:LEU:HA	24:B2:37:PHE:HB3	2.01	0.42
24:B2:57:ILE:HG13	24:B2:58:ALA:O	2.19	0.42
30:B8:51:ALA:HA	30:B8:54:GLU:HG2	2.02	0.42
31:BA:49:A:C3'	31:BA:50:U:C5'	2.97	0.42
31:BA:271(F):C:C4	31:BA:271(G):C:C5	3.08	0.42
31:BA:1004:C:C6	31:BA:1004:C:C3'	3.03	0.42
31:BA:1208:C:C2'	31:BA:1209:G:H5'	2.49	0.42
31:BA:1368:G:C2	31:BA:1369:G:C8	3.08	0.42
31:BA:1600:C:O2'	31:BA:1601:G:H5'	2.19	0.42
31:BA:1797:C:H4'	33:BD:257:LEU:O	2.19	0.42
31:BA:1803:A:H4'	33:BD:259:THR:HG23	2.00	0.42
31:BA:1891:G:C5	31:BA:1892:C:C4	3.08	0.42
31:BA:2418:A:H2'	31:BA:2419:U:C6	2.54	0.42
31:BA:2782:G:O5'	31:BA:2782:G:H8	2.03	0.42
32:BB:21:G:N3	32:BB:21:G:H2'	2.34	0.42
32:BB:115:G:H2'	32:BB:116:G:H5''	2.01	0.42
33:BD:132:PRO:HG3	33:BD:190:TYR:CE1	2.55	0.42
34:BE:77:ILE:HG12	34:BE:78:LEU:H	1.85	0.42
35:BF:8:GLN:HA	35:BF:8:GLN:OE1	2.19	0.42
35:BF:122:LYS:HA	35:BF:122:LYS:HD3	1.78	0.42
37:BH:97:ARG:O	37:BH:98:LEU:C	2.58	0.42
38:BI:129:THR:HG22	38:BI:130:TYR:N	2.33	0.42
43:BR:55:ALA:HB2	43:BR:79:LEU:HD13	2.00	0.42
44:BS:87:PHE:CG	44:BS:88:ASP:N	2.86	0.42
45:BT:106:SER:O	45:BT:107:ASP:OD1	2.37	0.42
47:BV:18:LEU:O	47:BV:19:LYS:HB2	2.20	0.42
49:BX:47:PHE:O	49:BX:48:LYS:C	2.58	0.42
51:BZ:44:PHE:CE1	51:BZ:48:PHE:CD2	3.08	0.42
1:CA:124:G:C6	1:CA:125:U:C4	3.08	0.42
1:CA:167:G:C2'	1:CA:168:G:H5'	2.50	0.42
1:CA:273:A:N6	1:CA:274:A:N6	2.67	0.42
1:CA:295:C:H2'	1:CA:296:U:H6	1.85	0.42
1:CA:329:A:C2	1:CA:332:G:C4	3.08	0.42

Continued on next page...

Continued from previous page...

Atom-1	Atom-2	Interatomic distance (Å)	Clash overlap (Å)
1:CA:812:C:OP1	1:CA:903:G:H1'	2.19	0.42
1:CA:1320:C:H5'	19:CS:70:LYS:CG	2.49	0.42
1:CA:1376:U:H2'	1:CA:1377:A:C8	2.54	0.42
1:CA:1415:G:C6	1:CA:1486:G:C6	3.08	0.42
4:CD:43:HIS:CE1	4:CD:46:LYS:HZ2	2.35	0.42
4:CD:62:GLN:HE22	4:CD:65:ARG:HH21	1.68	0.42
5:CE:36:ASP:OD1	5:CE:37:ARG:N	2.52	0.42
8:CH:36:LEU:HA	8:CH:39:LEU:HD23	2.00	0.42
11:CK:15:ALA:HA	11:CK:77:MET:HA	2.01	0.42
11:CK:62:GLN:O	11:CK:63:LEU:C	2.58	0.42
12:CL:55:VAL:CG1	12:CL:56:ALA:N	2.82	0.42
15:CO:24:SER:O	15:CO:28:GLN:HG3	2.19	0.42
17:CQ:31:LEU:HG	17:CQ:32:TYR:CD2	2.55	0.42
24:D2:12:GLU:C	24:D2:12:GLU:CD	2.78	0.42
24:D2:51:ARG:O	24:D2:52:ASP:HB2	2.17	0.42
29:D7:5:TRP:CH2	31:DA:686:G:N7	2.88	0.42
31:DA:64:A:C2'	31:DA:65:C:H5'	2.49	0.42
31:DA:332:A:C2	31:DA:335:C:C5	3.07	0.42
31:DA:354:G:H8	31:DA:354:G:O5'	2.02	0.42
31:DA:536:A:H2'	31:DA:537:C:H6	1.85	0.42
31:DA:565:C:H2'	31:DA:566:U:O4'	2.19	0.42
31:DA:648:G:C2'	31:DA:649:G:H5'	2.49	0.42
31:DA:775:G:C5	31:DA:794:G:C8	3.07	0.42
31:DA:1251:C:O5'	46:DU:10:ARG:HG3	2.20	0.42
31:DA:1363:C:C2'	31:DA:1364:G:O5'	2.68	0.42
31:DA:1598:C:O2	31:DA:1598:C:C2'	2.67	0.42
31:DA:2037:G:C6	31:DA:2038:G:C6	3.08	0.42
31:DA:2251:G:C6	31:DA:2252:G:C5	3.08	0.42
31:DA:2314:C:N3	31:DA:2315:G:N7	2.67	0.42
33:DD:58:HIS:CD2	33:DD:59:LYS:H	2.31	0.42
35:DF:104:LYS:O	35:DF:108:LYS:HG2	2.19	0.42
36:DG:39:ILE:HD12	36:DG:40:ASN:N	2.34	0.42
36:DG:129:GLY:C	36:DG:130:ASN:CG	2.79	0.42
37:DH:46:GLU:O	37:DH:47:GLU:CB	2.68	0.42
38:DI:79:ILE:HD13	38:DI:79:ILE:HA	1.79	0.42
38:DI:98:ALA:O	38:DI:99:GLU:C	2.58	0.42
39:DN:42:TRP:HA	39:DN:48:MET:CE	2.49	0.42
43:DR:56:LYS:HE3	43:DR:94:TYR:OH	2.20	0.42
43:DR:77:ARG:O	43:DR:78:LYS:C	2.57	0.42
43:DR:92:GLY:HA2	43:DR:94:TYR:CZ	2.55	0.42
44:DS:58:LEU:HD12	44:DS:58:LEU:HA	1.86	0.42

Continued on next page...

Continued from previous page...

Atom-1	Atom-2	Interatomic distance (Å)	Clash overlap (Å)
47:DV:19:LYS:NZ	47:DV:20:LEU:HB2	2.24	0.42
47:DV:38:LEU:HG	47:DV:39:LEU:N	2.34	0.42
48:DW:71:VAL:HA	48:DW:107:LEU:HD12	2.01	0.42
49:DX:9:LEU:HD12	49:DX:30:VAL:C	2.39	0.42
50:DY:52:SER:C	50:DY:54:LYS:N	2.72	0.42
50:DY:98:VAL:O	50:DY:99:CYS:HB2	2.20	0.42
51:DZ:27:VAL:HA	51:DZ:37:VAL:HG23	2.00	0.42
1:AA:69:G:H2'	1:AA:70:G:H8	1.84	0.42
1:AA:101:A:C6	1:AA:102:G:N7	2.87	0.42
1:AA:152:A:C8	1:AA:153:C:C5	3.08	0.42
1:AA:533:A:H4'	1:AA:534:U:OP1	2.19	0.42
1:AA:716:A:N3	11:AK:118:GLY:HA2	2.34	0.42
1:AA:1126:U:P	1:AA:1126:U:H6	2.42	0.42
1:AA:1260:C:H4'	1:AA:1284:C:H5'	2.01	0.42
1:AA:1346:A:C8	1:AA:1348:U:O2	2.72	0.42
1:AA:1429:C:H2'	1:AA:1430:C:H6	1.84	0.42
2:AB:97:TRP:CZ2	2:AB:102:LEU:HD13	2.51	0.42
5:AE:71:LEU:O	5:AE:72:GLN:CG	2.66	0.42
7:AG:79:ARG:HA	7:AG:84:ASN:ND2	2.35	0.42
8:AH:28:ALA:HB3	8:AH:57:PRO:HB2	2.02	0.42
9:AI:106:ALA:O	9:AI:108:VAL:N	2.53	0.42
11:AK:23:ALA:HB1	11:AK:88:GLY:HA3	2.02	0.42
15:AO:67:LEU:HD22	15:AO:78:TYR:CE1	2.52	0.42
23:B1:64:ALA:O	23:B1:65:SER:CB	2.67	0.42
24:B2:14:ARG:NH2	24:B2:57:ILE:CG2	2.83	0.42
30:B8:29:LYS:HB3	30:B8:29:LYS:HE2	1.83	0.42
31:BA:271(D):G:H1	31:BA:271(T):C:H42	1.67	0.42
31:BA:287:C:H2'	31:BA:288:C:H6	1.85	0.42
31:BA:356:G:H2'	31:BA:357:A:C8	2.55	0.42
31:BA:661:C:O2'	41:BP:16:ARG:O	2.33	0.42
31:BA:1022:G:C6	31:BA:1141:U:C5	3.08	0.42
31:BA:1174:A:OP1	31:BA:1175:U:H5''	2.19	0.42
31:BA:2102:U:C4	31:BA:2103:C:N4	2.88	0.42
31:BA:2444:G:OP2	35:BF:68:LYS:HE2	2.20	0.42
31:BA:2483:C:O2	31:BA:2483:C:C2'	2.67	0.42
31:BA:2648:C:H2'	31:BA:2649:U:C6	2.55	0.42
31:BA:2689:U:C5'	31:BA:2690:C:H5'	2.49	0.42
31:BA:2822:G:OP2	34:BE:110:GLY:O	2.38	0.42
32:BB:28:C:N3	32:BB:29:A:N7	2.67	0.42
32:BB:38:C:O4'	44:BS:95:HIS:NE2	2.51	0.42
33:BD:257:LEU:HA	33:BD:257:LEU:HD23	1.84	0.42

Continued on next page...

Continued from previous page...

Atom-1	Atom-2	Interatomic distance (Å)	Clash overlap (Å)
34:BE:136:ARG:CG	34:BE:136:ARG:NH1	2.77	0.42
36:BG:129:GLY:O	36:BG:130:ASN:CB	2.67	0.42
38:BI:124:GLY:N	38:BI:142:VAL:HG23	2.35	0.42
40:BO:4:PRO:O	40:BO:5:GLN:CB	2.65	0.42
42:BQ:80:GLU:OE2	42:BQ:80:GLU:HA	2.19	0.42
43:BR:25:ALA:O	43:BR:26:LYS:C	2.58	0.42
44:BS:17:ARG:NH2	44:BS:89:ARG:NH2	2.68	0.42
45:BT:36:GLU:HB3	45:BT:38:ASN:OD1	2.19	0.42
46:BU:104:GLN:O	46:BU:105:VAL:C	2.57	0.42
47:BV:2:PHE:CE1	47:BV:13:ARG:NH1	2.88	0.42
1:CA:192:U:C4'	20:CT:103:GLY:HA2	2.50	0.42
1:CA:258:G:H2'	1:CA:259:G:H8	1.84	0.42
1:CA:491:G:C2	1:CA:492:G:C4	3.08	0.42
1:CA:600:C:O2'	1:CA:601:C:H5'	2.18	0.42
1:CA:785:G:C2'	1:CA:786:G:H5'	2.50	0.42
1:CA:878:G:C5'	8:CH:89:PRO:HG2	2.45	0.42
1:CA:920:U:C1'	1:CA:1080:A:C2	3.02	0.42
1:CA:1073:U:H2'	1:CA:1074:G:C8	2.45	0.42
1:CA:1134:G:N2	1:CA:1141:C:C2	2.88	0.42
1:CA:1242:C:H5''	21:CU:10:ARG:NH1	2.34	0.42
1:CA:1497:G:C2'	1:CA:1498:U:H5'	2.47	0.42
7:CG:85:TYR:CD1	7:CG:154:TYR:HE1	2.38	0.42
7:CG:111:ARG:HB2	7:CG:119:ARG:HD2	2.01	0.42
8:CH:121:ASP:OD1	8:CH:121:ASP:N	2.53	0.42
11:CK:120:ARG:HA	11:CK:121:PRO:HD3	1.85	0.42
12:CL:83:VAL:HG12	12:CL:84:LEU:N	2.35	0.42
18:CR:44:LEU:O	18:CR:45:SER:O	2.38	0.42
18:CR:58:LEU:HB3	18:CR:62:GLU:CB	2.43	0.42
28:D6:27:LYS:HD2	31:DA:2285:C:C5	2.55	0.42
29:D7:19:ARG:HH11	29:D7:19:ARG:HG2	1.85	0.42
31:DA:55:G:N3	31:DA:127:A:H2	2.16	0.42
31:DA:58:G:OP1	49:DX:72:LYS:HA	2.19	0.42
31:DA:107:C:N3	31:DA:108:U:C5	2.88	0.42
31:DA:269:U:O2	31:DA:269:U:C2'	2.68	0.42
31:DA:287:C:H2'	31:DA:288:C:O4'	2.18	0.42
31:DA:465:G:C6	31:DA:466:A:N6	2.88	0.42
31:DA:794:G:C6	31:DA:795:C:C4	3.08	0.42
31:DA:811:U:O2	31:DA:1250:G:C3'	2.65	0.42
31:DA:818:G:H4'	31:DA:838:C:O3'	2.19	0.42
31:DA:1381:G:H2'	31:DA:1382:G:C5'	2.48	0.42
31:DA:1439:A:C2	31:DA:1553:A:C4	3.06	0.42

Continued on next page...

Continued from previous page...

Atom-1	Atom-2	Interatomic distance (Å)	Clash overlap (Å)
31:DA:1491:G:O2'	33:DD:101:GLU:HB2	2.20	0.42
31:DA:1549:C:H2'	31:DA:1550:C:H6	1.85	0.42
31:DA:2199:A:H3'	31:DA:2200:C:C6	2.54	0.42
31:DA:2287:A:C2	31:DA:2346:A:N1	2.87	0.42
31:DA:2580:U:H4'	34:DE:130:GLY:CA	2.50	0.42
35:DF:140:LEU:HD13	35:DF:140:LEU:HA	1.71	0.42
39:DN:75:TYR:N	39:DN:75:TYR:HD1	2.16	0.42
41:DP:23:PRO:HB2	41:DP:33:ARG:HG3	2.01	0.42
43:DR:2:ARG:CD	43:DR:2:ARG:N	2.82	0.42
43:DR:37:THR:OG1	43:DR:40:LYS:HB2	2.20	0.42
43:DR:74:LYS:O	43:DR:75:LEU:C	2.58	0.42
46:DU:17:ILE:HD13	46:DU:39:LEU:HD12	2.02	0.42
47:DV:47:VAL:CG2	47:DV:49:THR:HB	2.50	0.42
48:DW:75:TYR:CZ	48:DW:104:THR:HG21	2.55	0.42
50:DY:28:LYS:O	50:DY:29:GLU:C	2.58	0.42
1:AA:374:A:C2	1:AA:375:U:C2	3.08	0.42
1:AA:505:G:C5	1:AA:535:A:C2	3.08	0.42
1:AA:716:A:H2'	1:AA:717:C:O5'	2.19	0.42
1:AA:1014:A:C2	19:AS:34:TRP:CE2	3.07	0.42
1:AA:1064:G:OP2	1:AA:1386:G:H4'	2.20	0.42
2:AB:17:PHE:O	2:AB:18:GLY:O	2.38	0.42
2:AB:124:SER:OG	2:AB:125:PRO:HD2	2.19	0.42
3:AC:19:GLU:HA	3:AC:54:ARG:NH2	2.34	0.42
6:AF:99:ALA:HB1	18:AR:23:LYS:NZ	2.34	0.42
8:AH:56:LYS:HA	8:AH:57:PRO:HD2	1.77	0.42
8:AH:121:ASP:N	8:AH:121:ASP:OD1	2.53	0.42
9:AI:45:ALA:O	9:AI:78:LYS:HE3	2.19	0.42
16:AP:4:ILE:CD1	16:AP:64:ALA:HB1	2.50	0.42
16:AP:59:TRP:O	16:AP:64:ALA:CB	2.68	0.42
19:AS:37:ARG:H	19:AS:37:ARG:HG3	1.61	0.42
27:B5:40:LYS:HE2	27:B5:40:LYS:HB3	1.87	0.42
30:B8:29:LYS:O	30:B8:31:HIS:N	2.53	0.42
30:B8:36:LYS:HZ3	30:B8:36:LYS:HG3	1.67	0.42
31:BA:228:A:H5'	31:BA:229:A:OP2	2.19	0.42
31:BA:389:G:H22	41:BP:72:PRO:HD3	1.84	0.42
31:BA:848:G:C2	31:BA:933:A:H1'	2.55	0.42
31:BA:1019:U:N3	31:BA:1142(A):A:N6	2.56	0.42
31:BA:1131:G:H8	31:BA:2025:C:H4'	1.85	0.42
31:BA:1141:U:O2'	31:BA:1142:U:OP2	2.37	0.42
31:BA:1155:A:OP2	46:BU:58:ARG:NH1	2.53	0.42
31:BA:1212:G:C2	31:BA:1236:G:C4	3.08	0.42

Continued on next page...

Continued from previous page...

Atom-1	Atom-2	Interatomic distance (Å)	Clash overlap (Å)
31:BA:1441:G:H2'	31:BA:1442:G:H8	1.84	0.42
31:BA:1464:C:O2'	31:BA:1528:A:H1'	2.19	0.42
31:BA:1601:G:O2'	31:BA:1602:U:H5'	2.20	0.42
31:BA:1973:G:C5	31:BA:1974:C:C4	3.08	0.42
31:BA:2031:A:OP1	31:BA:2031:A:H8	2.03	0.42
31:BA:2266:A:H4'	31:BA:2267:A:C4	2.55	0.42
31:BA:2287:A:C2	31:BA:2346:A:C2	3.08	0.42
31:BA:2347:C:H2'	31:BA:2348:U:C6	2.54	0.42
31:BA:2636:U:C2'	31:BA:2637:U:H5'	2.50	0.42
31:BA:2681:C:O2	31:BA:2681:C:C2'	2.61	0.42
31:BA:2785:C:H2'	31:BA:2786:U:O4'	2.19	0.42
31:BA:2801(A):A:H4'	31:BA:2802:G:H2'	2.01	0.42
33:BD:58:HIS:CD2	33:BD:59:LYS:H	2.27	0.42
33:BD:142:VAL:O	33:BD:142:VAL:HG13	2.19	0.42
35:BF:183:VAL:O	35:BF:184:TYR:C	2.57	0.42
36:BG:56:ALA:HA	36:BG:59:GLU:OE1	2.19	0.42
37:BH:46:GLU:O	37:BH:47:GLU:CB	2.65	0.42
39:BN:58:ASP:O	39:BN:59:LYS:HB2	2.20	0.42
39:BN:99:LEU:HD23	39:BN:99:LEU:HA	1.44	0.42
41:BP:143:GLY:CA	41:BP:145:PRO:HD3	2.48	0.42
42:BQ:21:THR:O	42:BQ:21:THR:HG22	2.20	0.42
43:BR:10:LEU:HD22	43:BR:17:ARG:CD	2.44	0.42
43:BR:59:ASP:OD1	43:BR:61:HIS:HB3	2.20	0.42
44:BS:54:LEU:HD21	44:BS:59:LYS:O	2.20	0.42
44:BS:98:VAL:HG13	44:BS:100:ALA:N	2.35	0.42
46:BU:76:TYR:CZ	46:BU:80:ILE:HG13	2.55	0.42
47:BV:2:PHE:CB	47:BV:42:GLY:HA3	2.50	0.42
47:BV:47:VAL:CG2	47:BV:49:THR:HB	2.50	0.42
50:BY:39:VAL:CG1	50:BY:40:GLU:N	2.62	0.42
1:CA:93:G:C2'	1:CA:96:U:H5'	2.50	0.42
1:CA:501:C:H2'	1:CA:502:G:C8	2.55	0.42
1:CA:682:G:C2	1:CA:709:G:C6	3.08	0.42
1:CA:757:U:H2'	1:CA:758:G:O4'	2.20	0.42
1:CA:834:C:H2'	1:CA:835:U:H6	1.84	0.42
1:CA:929:G:O6	1:CA:930:C:N4	2.53	0.42
1:CA:1151:A:O2'	1:CA:1152:A:C8	2.65	0.42
1:CA:1157:A:C2	1:CA:1181:G:N3	2.88	0.42
1:CA:1241:G:H2'	1:CA:1242:C:C6	2.55	0.42
2:CB:97:TRP:CZ2	2:CB:102:LEU:HD13	2.49	0.42
2:CB:158:LEU:HD12	2:CB:158:LEU:N	2.15	0.42
5:CE:11:ILE:HB	5:CE:31:LEU:HB3	2.02	0.42

Continued on next page...

Continued from previous page...

Atom-1	Atom-2	Interatomic distance (Å)	Clash overlap (Å)
7:CG:92:SER:CB	7:CG:94:ARG:HH21	2.33	0.42
7:CG:101:LEU:O	7:CG:105:VAL:HG23	2.20	0.42
9:CI:25:LYS:HG2	9:CI:60:ASP:OD1	2.20	0.42
9:CI:122:ALA:HB1	9:CI:123:PRO:HD2	2.01	0.42
12:CL:25:PRO:C	12:CL:27:LEU:N	2.72	0.42
15:CO:67:LEU:HD22	15:CO:78:TYR:CE1	2.54	0.42
15:CO:75:PRO:O	15:CO:78:TYR:HB3	2.20	0.42
20:CT:84:LEU:C	20:CT:84:LEU:HD13	2.40	0.42
25:D3:46:ASN:ND2	31:DA:851:U:C4'	2.83	0.42
26:D4:6:HIS:HA	36:DG:67:LYS:HG3	2.02	0.42
27:D5:8:LYS:C	27:D5:9:LYS:HG2	2.38	0.42
28:D6:34:LEU:HD22	28:D6:50:ARG:HH12	1.85	0.42
31:DA:343:C:C2'	31:DA:344:G:H5'	2.50	0.42
31:DA:678:C:H2'	31:DA:679:C:C6	2.55	0.42
31:DA:690:G:O2'	31:DA:691:C:H5'	2.19	0.42
31:DA:963:U:H1'	31:DA:2250:G:O6	2.20	0.42
31:DA:966:G:C5	31:DA:967:C:C5	3.07	0.42
31:DA:997:G:C2'	31:DA:998:C:H5'	2.50	0.42
31:DA:1023:U:O4	31:DA:1142(A):A:N1	2.53	0.42
31:DA:1481:U:H5'	31:DA:1482:G:P	2.60	0.42
31:DA:1857:G:N2	31:DA:1886:C:N4	2.68	0.42
31:DA:2346:A:C2	31:DA:2383:G:C2	3.08	0.42
31:DA:2404:C:H2'	31:DA:2405:G:H5'	2.01	0.42
32:DB:10:C:O2'	32:DB:11:C:H5'	2.19	0.42
32:DB:27:C:N4	32:DB:28:C:N4	2.68	0.42
32:DB:33:G:C2	32:DB:50:G:C2	3.08	0.42
34:DE:52:LEU:HA	34:DE:53:PRO:HD3	1.76	0.42
34:DE:132:HIS:CG	34:DE:132:HIS:O	2.73	0.42
34:DE:134:ILE:O	34:DE:134:ILE:CG1	2.66	0.42
34:DE:176:ILE:O	34:DE:176:ILE:HG22	2.20	0.42
35:DF:132:VAL:C	35:DF:134:GLY:N	2.73	0.42
36:DG:91:ARG:O	36:DG:91:ARG:HD2	2.19	0.42
36:DG:128:ARG:O	36:DG:129:GLY:C	2.57	0.42
36:DG:129:GLY:O	36:DG:130:ASN:CB	2.67	0.42
37:DH:43:VAL:CG1	37:DH:53:GLU:O	2.67	0.42
38:DI:133:HIS:O	38:DI:135:GLU:HG3	2.20	0.42
39:DN:43:THR:HG22	39:DN:45:ASN:ND2	2.35	0.42
43:DR:20:LEU:O	43:DR:21:TYR:C	2.58	0.42
45:DT:16:ARG:H	45:DT:79:HIS:CD2	2.37	0.42
45:DT:78:LEU:O	45:DT:79:HIS:CG	2.73	0.42
46:DU:50:ARG:NH2	47:DV:75:PHE:HD2	2.18	0.42

Continued on next page...

Continued from previous page...

Atom-1	Atom-2	Interatomic distance (Å)	Clash overlap (Å)
47:DV:97:LYS:O	47:DV:97:LYS:HG3	2.20	0.42
48:DW:18:ARG:NH1	48:DW:18:ARG:CG	2.74	0.42
49:DX:44:GLU:HB2	49:DX:49:VAL:O	2.20	0.42
1:AA:22:G:H4'	1:AA:885:G:C8	2.55	0.42
1:AA:273:A:N6	1:AA:274:A:N6	2.68	0.42
1:AA:340:U:C2	1:AA:350:G:N2	2.88	0.42
1:AA:373:A:N3	1:AA:374:A:C8	2.88	0.42
1:AA:380:G:C2	1:AA:384:G:C6	3.07	0.42
1:AA:472:A:O2'	16:AP:81:ARG:HA	2.19	0.42
1:AA:677:U:O2'	1:AA:678:U:H5'	2.20	0.42
1:AA:740:U:O2'	1:AA:741:G:H5'	2.20	0.42
1:AA:747:C:H5	1:AA:748:C:N4	2.18	0.42
1:AA:784:C:H4'	31:BA:1837:C:OP1	2.19	0.42
1:AA:790:A:N6	1:AA:791:G:C6	2.88	0.42
1:AA:1316:G:H1	19:AS:5:LEU:HD21	1.85	0.42
3:AC:123:GLN:O	3:AC:128:PHE:HB2	2.20	0.42
4:AD:105:VAL:HG22	4:AD:146:ILE:HG21	2.02	0.42
5:AE:139:LEU:HD23	5:AE:142:LEU:HD11	2.01	0.42
9:AI:36:TYR:CE2	9:AI:37:PHE:CE2	3.08	0.42
9:AI:79:LEU:HD11	9:AI:83:ARG:CZ	2.50	0.42
9:AI:104:ARG:O	9:AI:104:ARG:HG2	2.20	0.42
10:AJ:78:ASN:O	10:AJ:82:ILE:HG12	2.19	0.42
12:AL:105:TYR:O	12:AL:107:ALA:N	2.53	0.42
12:AL:110:VAL:HG21	12:AL:120:TYR:HB3	2.02	0.42
16:AP:39:TYR:CE1	16:AP:41:PRO:HA	2.54	0.42
16:AP:50:LYS:HD3	16:AP:50:LYS:C	2.40	0.42
20:AT:76:ALA:O	20:AT:77:ALA:C	2.58	0.42
27:B5:8:LYS:C	27:B5:9:LYS:HG2	2.37	0.42
30:B8:30:ARG:NH2	41:BP:62:LEU:HB2	2.17	0.42
30:B8:35:GLN:HB3	30:B8:36:LYS:HZ3	1.84	0.42
30:B8:62:LEU:N	30:B8:63:PRO:CD	2.82	0.42
31:BA:64:A:O2'	31:BA:65:C:H5'	2.19	0.42
31:BA:171:G:H2'	31:BA:172:C:C1'	2.44	0.42
31:BA:708:C:H42	31:BA:723:G:H1	1.68	0.42
31:BA:825:C:C6	31:BA:825:C:H3'	2.54	0.42
31:BA:922:U:H2'	31:BA:923:C:C6	2.55	0.42
31:BA:1176:G:H1'	31:BA:1177:A:P	2.60	0.42
31:BA:1179:C:N3	31:BA:1180:C:C6	2.88	0.42
31:BA:1342:A:C2	31:BA:1345:C:C5	3.08	0.42
31:BA:1566:A:OP1	33:BD:211:ARG:NH1	2.53	0.42
31:BA:2591:C:H2'	31:BA:2592:G:C8	2.55	0.42

Continued on next page...

Continued from previous page...

Atom-1	Atom-2	Interatomic distance (Å)	Clash overlap (Å)
33:BD:83:GLU:HB2	33:BD:92:ILE:HD12	1.99	0.42
34:BE:132:HIS:ND1	34:BE:132:HIS:O	2.53	0.42
35:BF:135:LYS:HB3	35:BF:138:GLU:HG3	2.02	0.42
35:BF:150:GLY:HA2	35:BF:172:TRP:CD2	2.54	0.42
36:BG:127:GLY:HA2	36:BG:166:ASP:CB	2.38	0.42
45:BT:31:SER:CA	45:BT:32:TYR:CD2	3.02	0.42
45:BT:98:LYS:HB3	45:BT:100:TYR:CE1	2.55	0.42
48:BW:36:LEU:CD1	48:BW:48:ALA:HA	2.50	0.42
51:BZ:28:MET:HG2	51:BZ:37:VAL:HG21	2.01	0.42
51:BZ:112:ARG:C	51:BZ:114:GLY:H	2.22	0.42
1:CA:432:A:C8	1:CA:433:C:C5	3.08	0.42
1:CA:484:G:C4'	1:CA:485:G:O5'	2.68	0.42
1:CA:781:A:H5'	1:CA:782:A:OP2	2.20	0.42
1:CA:1053:G:N7	1:CA:1200:C:H5'	2.35	0.42
2:CB:19:HIS:CD2	2:CB:20:GLU:HG2	2.55	0.42
4:CD:128:VAL:O	4:CD:129:ASN:C	2.58	0.42
5:CE:129:ILE:O	5:CE:133:TYR:HD1	2.03	0.42
6:CF:15:ASP:OD1	6:CF:17:SER:HB2	2.19	0.42
9:CI:106:ALA:O	9:CI:108:VAL:N	2.53	0.42
11:CK:84:VAL:O	11:CK:85:ARG:HG3	2.19	0.42
12:CL:32:PHE:CB	12:CL:84:LEU:HD21	2.49	0.42
16:CP:9:PHE:HB3	16:CP:10:GLY:H	1.68	0.42
17:CQ:31:LEU:HD12	17:CQ:31:LEU:O	2.20	0.42
19:CS:10:PHE:HZ	19:CS:70:LYS:HZ3	1.67	0.42
23:D1:20:ARG:HD3	23:D1:41:ARG:HD3	2.02	0.42
23:D1:37:ILE:CG2	31:DA:2080:G:O5'	2.68	0.42
24:D2:23:LYS:CB	49:DX:5:TYR:CE1	3.02	0.42
25:D3:22:ALA:O	25:D3:26:LEU:HG	2.19	0.42
28:D6:26:ASN:ND2	28:D6:32:ASN:ND2	2.68	0.42
29:D7:40:TRP:CZ3	31:DA:459:U:H4'	2.55	0.42
30:D8:36:LYS:O	30:D8:37:SER:O	2.37	0.42
31:DA:28:A:C2	31:DA:513:A:C8	3.07	0.42
31:DA:775:G:C2	31:DA:777:A:N6	2.88	0.42
31:DA:792:G:C4'	31:DA:793:A:H5'	2.50	0.42
31:DA:812:C:H2'	31:DA:813:U:H6	1.84	0.42
31:DA:892:G:C8	31:DA:893:C:C4	3.07	0.42
31:DA:905:U:C2'	31:DA:906:G:H5'	2.49	0.42
31:DA:1176:G:H1'	31:DA:1177:A:P	2.60	0.42
31:DA:1815:A:OP1	31:DA:1815:A:H8	2.03	0.42
31:DA:1820:U:C2	33:DD:202:LYS:HB3	2.55	0.42
31:DA:1853:A:C5	31:DA:1889:A:C6	3.07	0.42

Continued on next page...

Continued from previous page...

Atom-1	Atom-2	Interatomic distance (Å)	Clash overlap (Å)
31:DA:2017:U:H5''	31:DA:2018:G:OP2	2.20	0.42
31:DA:2087:G:H8	31:DA:2087:G:O5'	2.03	0.42
31:DA:2103:C:H3'	31:DA:2104:G:H5''	2.01	0.42
31:DA:2406:U:H2'	31:DA:2406:U:O5'	2.19	0.42
31:DA:2489:G:C6	31:DA:2490:G:N1	2.88	0.42
31:DA:2580:U:H4'	34:DE:130:GLY:HA2	2.02	0.42
31:DA:2606:C:C2'	31:DA:2607:G:H5'	2.50	0.42
33:DD:209:ALA:C	33:DD:210:GLY:O	2.55	0.42
34:DE:76:ARG:HG3	34:DE:195:LEU:CD1	2.42	0.42
34:DE:101:ARG:HD3	34:DE:101:ARG:HA	1.82	0.42
34:DE:120:TRP:O	34:DE:121:ASN:HB2	2.20	0.42
37:DH:44:VAL:CG1	37:DH:45:VAL:N	2.80	0.42
38:DI:11:ASN:C	38:DI:12:LEU:HD23	2.40	0.42
38:DI:114:LEU:HA	38:DI:114:LEU:HD23	1.77	0.42
38:DI:124:GLY:N	38:DI:142:VAL:HG23	2.35	0.42
40:DO:4:PRO:O	40:DO:5:GLN:CB	2.66	0.42
40:DO:11:ALA:O	40:DO:98:VAL:HG23	2.19	0.42
41:DP:59:LEU:HA	41:DP:61:ARG:CZ	2.39	0.42
45:DT:78:LEU:HD22	45:DT:79:HIS:CE1	2.55	0.42
45:DT:100:TYR:HD2	45:DT:103:ARG:NH2	2.12	0.42
49:DX:76:ARG:O	49:DX:77:LYS:CB	2.64	0.42
49:DX:81:VAL:O	49:DX:81:VAL:HG12	2.20	0.42
50:DY:14:LEU:HD12	50:DY:23:ARG:H	1.85	0.42
50:DY:45:VAL:CG2	50:DY:62:GLU:N	2.83	0.42
51:DZ:76:LEU:HD23	51:DZ:83:PRO:HA	2.01	0.42
1:AA:27:G:H2'	1:AA:28:G:H8	1.85	0.41
1:AA:221:C:H2'	1:AA:222:U:H6	1.85	0.41
1:AA:237:C:O2'	1:AA:238:G:H5'	2.20	0.41
1:AA:364:A:C2	1:AA:365:U:O4	2.73	0.41
1:AA:376:G:C6	1:AA:389:A:N6	2.88	0.41
1:AA:410:G:N2	1:AA:431:A:C8	2.88	0.41
1:AA:552:U:C2'	1:AA:553:A:H5'	2.50	0.41
1:AA:552:U:O2'	12:AL:86:ARG:O	2.37	0.41
1:AA:623:C:H2'	1:AA:624:C:H5'	2.02	0.41
1:AA:720:C:H6	1:AA:720:C:O5'	2.02	0.41
1:AA:785:G:C2'	1:AA:786:G:H5'	2.50	0.41
1:AA:920:U:H2'	1:AA:921:U:C6	2.55	0.41
1:AA:965:A:C2	1:AA:969:A:N1	2.88	0.41
1:AA:1097:C:C2'	1:AA:1098:C:H5'	2.49	0.41
1:AA:1205:U:H4'	3:AC:195:VAL:HG21	2.02	0.41
1:AA:1281:U:C5'	1:AA:1282:C:H5	2.32	0.41

Continued on next page...

Continued from previous page...

Atom-1	Atom-2	Interatomic distance (Å)	Clash overlap (Å)
1:AA:1366:C:H2'	1:AA:1367:C:H6	1.85	0.41
2:AB:79:ASP:C	2:AB:81:VAL:H	2.24	0.41
4:AD:8:VAL:HA	4:AD:11:LEU:HD21	2.02	0.41
4:AD:79:PHE:CE1	4:AD:204:ILE:HD13	2.55	0.41
8:AH:112:LEU:CB	8:AH:133:LEU:HA	2.50	0.41
10:AJ:80:LYS:HB2	10:AJ:80:LYS:NZ	2.35	0.41
22:B0:27:GLU:HB2	22:B0:69:PHE:HD1	1.85	0.41
26:B4:25:TYR:C	26:B4:27:THR:N	2.74	0.41
28:B6:11:LEU:CD1	28:B6:51:GLU:HB2	2.50	0.41
28:B6:45:LYS:HD3	28:B6:45:LYS:HA	1.85	0.41
30:B8:4:MET:HE2	30:B8:4:MET:HB2	1.67	0.41
31:BA:184:C:C2	31:BA:185:U:C5	3.08	0.41
31:BA:543:C:N4	31:BA:551:G:N1	2.68	0.41
31:BA:607:U:O2	31:BA:621:A:N1	2.53	0.41
31:BA:880:G:N2	31:BA:898:C:C4	2.88	0.41
31:BA:970:C:H2'	31:BA:971:C:C6	2.55	0.41
31:BA:1107:G:C6	31:BA:1108:U:N3	2.88	0.41
31:BA:1131:G:H21	39:BN:73:THR:CG2	2.33	0.41
31:BA:1181:C:H2'	31:BA:1182:A:H5'	2.02	0.41
31:BA:1484:G:N2	31:BA:1505:C:H5	2.16	0.41
31:BA:1485:G:N3	31:BA:1505:C:N4	2.68	0.41
31:BA:1833:U:C4	31:BA:1834:U:C5	3.09	0.41
31:BA:1853:A:C6	31:BA:1889:A:C5	3.08	0.41
31:BA:2206:G:N2	31:BA:2207:G:C5'	2.46	0.41
31:BA:2611:U:H5'	31:BA:2611:U:H6	1.84	0.41
31:BA:2702:U:H6	31:BA:2702:U:H2'	1.71	0.41
31:BA:2784:C:O2	34:BE:37:ARG:NH2	2.53	0.41
32:BB:45:A:H1'	36:BG:95:ARG:NH2	2.34	0.41
32:BB:54:G:C2	32:BB:55:U:C6	3.08	0.41
33:BD:34:VAL:O	33:BD:34:VAL:HG13	2.19	0.41
33:BD:53:PHE:CD1	33:BD:220:HIS:HA	2.55	0.41
34:BE:197:ILE:HG21	34:BE:197:ILE:HD13	1.81	0.41
36:BG:120:LEU:HD12	36:BG:179:PRO:HG2	2.01	0.41
38:BI:38:LEU:HD12	38:BI:38:LEU:N	2.30	0.41
38:BI:75:LEU:HD21	38:BI:105:HIS:CE1	2.55	0.41
38:BI:83:ALA:HA	38:BI:89:TYR:CE1	2.53	0.41
38:BI:88:ILE:CG2	38:BI:89:TYR:H	2.26	0.41
39:BN:96:GLU:O	39:BN:100:GLU:HG3	2.20	0.41
40:BO:10:VAL:HG13	40:BO:17:ARG:C	2.40	0.41
40:BO:29:ASN:O	40:BO:30:ALA:C	2.58	0.41
45:BT:114:LEU:HD23	45:BT:114:LEU:HA	1.89	0.41

Continued on next page...

Continued from previous page...

Atom-1	Atom-2	Interatomic distance (Å)	Clash overlap (Å)
46:BU:76:TYR:CD2	46:BU:76:TYR:C	2.94	0.41
48:BW:73:ALA:HB3	48:BW:106:ILE:CD1	2.50	0.41
1:CA:115:G:C2	1:CA:289:G:C5	3.08	0.41
1:CA:230:G:H2'	1:CA:231:G:O5'	2.20	0.41
1:CA:266:G:C5'	1:CA:268:C:H41	2.27	0.41
1:CA:390:C:O2'	1:CA:391:G:H5'	2.19	0.41
1:CA:814:A:N7	1:CA:816:A:C5	2.87	0.41
1:CA:1400:C:H4'	1:CA:1401:G:OP2	2.19	0.41
1:CA:1458:G:H2'	1:CA:1459:C:C6	2.55	0.41
3:CC:87:LEU:O	3:CC:91:LEU:HG	2.20	0.41
5:CE:146:ALA:O	5:CE:148:VAL:N	2.53	0.41
10:CJ:50:ILE:HA	10:CJ:60:ARG:HB2	2.02	0.41
10:CJ:70:ARG:HG3	10:CJ:70:ARG:NH1	2.35	0.41
13:CM:32:GLU:OE2	13:CM:64:TRP:CH2	2.73	0.41
17:CQ:63:ARG:HG2	17:CQ:64:PRO:HD2	2.02	0.41
18:CR:86:VAL:O	18:CR:87:ARG:HB3	2.20	0.41
22:D0:27:GLU:HB2	22:D0:69:PHE:HD1	1.84	0.41
23:D1:11:ARG:HB2	23:D1:12:PRO:CD	2.50	0.41
23:D1:94:LEU:HB3	23:D1:95:LEU:H	1.55	0.41
24:D2:14:ARG:NH2	24:D2:57:ILE:CG2	2.83	0.41
30:D8:58:ILE:O	30:D8:61:LEU:CG	2.66	0.41
31:DA:271(F):C:O5'	31:DA:271(F):C:H6	2.03	0.41
31:DA:271(R):G:O2'	31:DA:271(S):G:H5'	2.20	0.41
31:DA:389:G:H22	41:DP:71:VAL:HG12	1.85	0.41
31:DA:513:A:N1	31:DA:514:A:C5	2.87	0.41
31:DA:1301:A:C8	31:DA:1303:G:C8	3.08	0.41
31:DA:1330:C:O2'	31:DA:1331:A:H5'	2.20	0.41
31:DA:1416:G:O2'	31:DA:1417:C:OP2	2.33	0.41
31:DA:1469:A:C2'	31:DA:1470:G:O5'	2.67	0.41
31:DA:1608:A:H1'	31:DA:1610:A:OP2	2.20	0.41
31:DA:2061:G:N3	31:DA:2063:C:C5	2.88	0.41
31:DA:2219:G:H8	31:DA:2219:G:OP2	2.03	0.41
31:DA:2262:U:H4'	31:DA:2328:A:C2	2.55	0.41
31:DA:2306:C:OP2	31:DA:2307:G:C8	2.73	0.41
31:DA:2465:C:C2'	31:DA:2466:C:H5'	2.50	0.41
32:DB:87:G:C5'	32:DB:88:C:OP2	2.68	0.41
34:DE:132:HIS:ND1	34:DE:132:HIS:O	2.53	0.41
35:DF:19:GLU:O	35:DF:20:LEU:HB2	2.19	0.41
35:DF:20:LEU:O	35:DF:23:ASP:HB2	2.20	0.41
36:DG:19:LEU:HD13	36:DG:32:PRO:HG2	2.02	0.41
36:DG:56:ALA:HA	36:DG:59:GLU:OE1	2.20	0.41

Continued on next page...

Continued from previous page...

Atom-1	Atom-2	Interatomic distance (Å)	Clash overlap (Å)
38:DI:14:ASP:O	38:DI:15:VAL:C	2.58	0.41
39:DN:78:TYR:HD1	39:DN:79:PRO:CG	2.31	0.41
40:DO:118:ALA:HA	40:DO:119:PRO:HD2	1.63	0.41
41:DP:8:PRO:C	41:DP:10:PRO:HD3	2.41	0.41
42:DQ:103:MET:HB2	42:DQ:104:PHE:CD1	2.55	0.41
43:DR:72:ASP:CG	43:DR:75:LEU:H	2.23	0.41
44:DS:98:VAL:HG13	44:DS:100:ALA:N	2.35	0.41
48:DW:62:HIS:O	48:DW:63:ASP:C	2.58	0.41
49:DX:27:THR:OG1	49:DX:77:LYS:HA	2.20	0.41
49:DX:53:LYS:H	49:DX:80:ILE:HG22	1.85	0.41
50:DY:20:TYR:CD1	50:DY:20:TYR:N	2.88	0.41
51:DZ:165:VAL:CG1	51:DZ:166:SER:N	2.76	0.41
1:AA:53:A:C2	1:AA:359:U:O2	2.73	0.41
1:AA:108:G:C6	20:AT:15:ARG:HD2	2.55	0.41
1:AA:191:G:C6	1:AA:192:U:C4	3.08	0.41
1:AA:246:A:C5	1:AA:279:A:C6	3.08	0.41
1:AA:364:A:H2'	1:AA:365:U:O2	2.19	0.41
1:AA:432:A:C8	1:AA:433:C:C5	3.08	0.41
1:AA:516:U:C4	1:AA:517:G:C6	3.08	0.41
1:AA:559:A:H4'	1:AA:560:U:H3'	2.01	0.41
1:AA:1072:G:C6	1:AA:1073:U:O4	2.73	0.41
1:AA:1271:G:H5'	1:AA:1314:C:C5'	2.51	0.41
1:AA:1422:G:O3'	40:BO:49:ARG:NH2	2.52	0.41
2:AB:181:PHE:O	2:AB:183:PRO:HD3	2.20	0.41
3:AC:134:ILE:CG2	3:AC:151:VAL:HB	2.48	0.41
4:AD:14:ARG:HA	4:AD:39:PRO:HG3	2.02	0.41
4:AD:26:CYS:HA	4:AD:31:CYS:HB2	2.02	0.41
4:AD:31:CYS:O	4:AD:33:MET:N	2.51	0.41
4:AD:101:LEU:HB2	4:AD:138:TYR:O	2.20	0.41
4:AD:128:VAL:HA	4:AD:145:GLU:O	2.20	0.41
5:AE:72:GLN:O	5:AE:73:ASN:CB	2.58	0.41
6:AF:9:VAL:HA	6:AF:59:TYR:O	2.20	0.41
11:AK:111:ASP:CA	18:AR:84:LYS:HE2	2.46	0.41
15:AO:32:LEU:O	15:AO:36:ILE:HG13	2.20	0.41
15:AO:39:LEU:O	15:AO:42:HIS:N	2.53	0.41
18:AR:31:LEU:HD12	18:AR:66:LEU:HB2	2.02	0.41
18:AR:45:SER:HB3	18:AR:51:LEU:HD21	2.02	0.41
18:AR:53:ARG:C	18:AR:55:ARG:H	2.24	0.41
19:AS:7:LYS:HA	19:AS:7:LYS:HD3	1.86	0.41
20:AT:75:ASN:O	20:AT:79:ARG:HB2	2.20	0.41
22:B0:56:ASP:O	22:B0:57:PHE:HB2	2.20	0.41

Continued on next page...

Continued from previous page...

Atom-1	Atom-2	Interatomic distance (Å)	Clash overlap (Å)
22:B0:68:GLU:CG	22:B0:80:HIS:HB2	2.50	0.41
24:B2:14:ARG:HH11	24:B2:57:ILE:N	2.18	0.41
30:B8:34:TRP:CZ3	30:B8:41:ILE:HG22	2.55	0.41
31:BA:17:G:H2'	31:BA:18:C:H6	1.85	0.41
31:BA:218:A:H2	31:BA:235:U:H4'	1.84	0.41
31:BA:221:A:N1	31:BA:265:A:O2'	2.48	0.41
31:BA:598:G:H5'	41:BP:15:ARG:HB2	2.02	0.41
31:BA:708:C:O2	31:BA:708:C:C2'	2.63	0.41
31:BA:910:A:H2'	31:BA:2264:C:O2'	2.19	0.41
31:BA:954:G:C4	31:BA:955:C:C6	3.08	0.41
31:BA:1702:G:H2'	31:BA:1703:G:O5'	2.20	0.41
31:BA:1964:G:N2	31:BA:1967:C:C2	2.88	0.41
31:BA:2061:G:N3	31:BA:2063:C:C5	2.89	0.41
31:BA:2590:A:H2'	31:BA:2591:C:C6	2.55	0.41
32:BB:86:G:H1	32:BB:91:C:H42	1.68	0.41
32:BB:116:G:C8	32:BB:116:G:C4'	3.03	0.41
33:BD:25:THR:CG2	33:BD:82:ILE:N	2.83	0.41
34:BE:10:GLY:CA	45:BT:8:LYS:HE3	2.50	0.41
34:BE:144:ARG:HB3	34:BE:145:LYS:H	1.48	0.41
38:BI:33:ARG:O	38:BI:35:LEU:CD2	2.68	0.41
39:BN:82:LEU:N	39:BN:82:LEU:CD1	2.82	0.41
39:BN:100:GLU:O	39:BN:101:HIS:C	2.57	0.41
40:BO:104:ARG:C	40:BO:106:LEU:N	2.73	0.41
41:BP:85:LEU:HD13	41:BP:114:ILE:HD11	2.01	0.41
45:BT:27:THR:O	45:BT:47:GLY:O	2.38	0.41
46:BU:104:GLN:O	46:BU:107:ALA:HB3	2.21	0.41
51:BZ:76:LEU:HD23	51:BZ:83:PRO:HA	2.02	0.41
1:CA:342:C:C2'	1:CA:343:U:H5'	2.50	0.41
1:CA:382:A:H2'	1:CA:383:A:H8	1.84	0.41
1:CA:533:A:H4'	1:CA:534:U:OP1	2.20	0.41
1:CA:1254:C:H2'	1:CA:1255:G:H8	1.84	0.41
1:CA:1442:G:C5	1:CA:1442(B):A:N1	2.88	0.41
2:CB:178:ARG:HH21	8:CH:74:PRO:HG3	1.82	0.41
4:CD:3:ARG:O	4:CD:3:ARG:HD3	2.20	0.41
9:CI:104:ARG:O	9:CI:104:ARG:HG2	2.20	0.41
10:CJ:78:ASN:HB3	10:CJ:80:LYS:H	1.84	0.41
16:CP:72:ARG:HH21	16:CP:73:LEU:CD2	2.23	0.41
16:CP:81:ARG:HD3	16:CP:83:GLU:OE2	2.20	0.41
22:D0:72:ARG:O	22:D0:73:GLY:C	2.58	0.41
30:D8:4:MET:HE2	31:DA:592:G:N3	2.36	0.41
31:DA:84:A:H5'	50:DY:9:LYS:HB3	2.01	0.41

Continued on next page...

Continued from previous page...

Atom-1	Atom-2	Interatomic distance (Å)	Clash overlap (Å)
31:DA:105:C:H2'	31:DA:106:C:C6	2.55	0.41
31:DA:196:A:H2'	31:DA:196:A:N3	2.35	0.41
31:DA:362:U:H3'	31:DA:362:U:H6	1.85	0.41
31:DA:511:U:O4	31:DA:512:G:C6	2.73	0.41
31:DA:549:G:H2'	31:DA:551:G:H5''	2.03	0.41
31:DA:877:U:C2'	31:DA:878:A:H5''	2.49	0.41
31:DA:996:A:OP2	46:DU:92:ARG:NH2	2.53	0.41
31:DA:1655:A:C8	31:DA:1656:C:C5	3.08	0.41
31:DA:1665:A:C2'	31:DA:1666:G:H5'	2.51	0.41
31:DA:1996:C:H4'	31:DA:1997:G:OP1	2.20	0.41
31:DA:2026:C:C2'	31:DA:2027:G:O5'	2.68	0.41
31:DA:2092:U:H5	31:DA:2226:C:OP1	2.03	0.41
31:DA:2690:C:OP1	43:DR:17:ARG:NH1	2.53	0.41
31:DA:2885:C:N3	31:DA:2886:G:H1'	2.35	0.41
32:DB:27:C:C4	32:DB:28:C:C5	3.08	0.41
32:DB:47:C:C2'	32:DB:48:A:H5'	2.51	0.41
32:DB:52:A:HO2'	32:DB:53:A:H8	1.57	0.41
33:DD:143:HIS:CD2	33:DD:144:ALA:HB2	2.51	0.41
33:DD:147:LEU:HD11	33:DD:183:ARG:NH1	2.35	0.41
34:DE:116:VAL:HG23	34:DE:157:ALA:N	2.35	0.41
37:DH:46:GLU:CG	37:DH:51:ARG:HB3	2.50	0.41
39:DN:125:GLY:HA2	39:DN:126:PRO:O	2.20	0.41
41:DP:31:ALA:C	41:DP:33:ARG:H	2.22	0.41
41:DP:101:VAL:HG12	41:DP:106:LEU:HD23	2.02	0.41
43:DR:52:ILE:O	43:DR:55:ALA:N	2.53	0.41
43:DR:54:LEU:HA	43:DR:54:LEU:HD12	1.74	0.41
46:DU:66:ASN:ND2	46:DU:66:ASN:C	2.74	0.41
46:DU:81:HIS:O	46:DU:84:LYS:HB3	2.20	0.41
47:DV:86:GLY:O	47:DV:87:HIS:CG	2.73	0.41
49:DX:23:GLU:HG3	49:DX:24:GLY:H	1.85	0.41
50:DY:7:VAL:CB	50:DY:8:LYS:HD2	2.45	0.41
50:DY:91:GLU:HB3	50:DY:92:ASN:H	1.53	0.41
51:DZ:112:ARG:C	51:DZ:114:GLY:H	2.23	0.41
1:AA:499:A:C4'	1:AA:500:G:OP1	2.61	0.41
1:AA:524:G:C6	1:AA:525:C:N4	2.88	0.41
1:AA:541:G:C4	1:AA:542:G:C8	3.09	0.41
1:AA:1073:U:H2'	1:AA:1074:G:C8	2.46	0.41
1:AA:1272:G:C5	1:AA:1273:G:C8	3.08	0.41
2:AB:80:ILE:HD12	2:AB:211:ILE:HB	2.02	0.41
2:AB:174:VAL:O	2:AB:178:ARG:HB2	2.20	0.41
4:AD:23:GLY:O	4:AD:27:TYR:CD1	2.73	0.41

Continued on next page...

Continued from previous page...

Atom-1	Atom-2	Interatomic distance (Å)	Clash overlap (Å)
7:AG:101:LEU:O	7:AG:105:VAL:HG23	2.20	0.41
9:AI:56:LEU:O	9:AI:56:LEU:HD23	2.20	0.41
10:AJ:50:ILE:HA	10:AJ:60:ARG:HB2	2.01	0.41
13:AM:108:ARG:HA	13:AM:108:ARG:HD2	1.90	0.41
16:AP:74:LEU:HD23	16:AP:74:LEU:HA	1.82	0.41
18:AR:50:ILE:HG12	18:AR:74:ARG:HH12	1.86	0.41
19:AS:12:ASP:OD1	19:AS:37:ARG:HD2	2.20	0.41
20:AT:30:LYS:HE3	20:AT:34:LYS:HE3	2.01	0.41
22:B0:46:LYS:HB3	22:B0:47:PRO:HD2	2.01	0.41
24:B2:45:SER:O	24:B2:47:ASN:N	2.52	0.41
25:B3:1:MET:O	25:B3:3:ARG:N	2.52	0.41
30:B8:34:TRP:HZ3	30:B8:41:ILE:HG22	1.85	0.41
30:B8:35:GLN:O	30:B8:37:SER:N	2.52	0.41
31:BA:327:G:H2'	31:BA:328:U:C6	2.54	0.41
31:BA:538:G:H2'	31:BA:539:G:H8	1.85	0.41
31:BA:1142(A):A:C5	31:BA:1144:G:C5	3.08	0.41
31:BA:1174:A:OP1	31:BA:1175:U:OP1	2.38	0.41
31:BA:1301:A:C4	31:BA:1303:G:N7	2.88	0.41
31:BA:1359:A:N7	31:BA:1372:U:O4	2.53	0.41
31:BA:1771:C:C1'	31:BA:1786:A:C8	3.03	0.41
31:BA:1815:A:H8	31:BA:1815:A:OP1	2.02	0.41
31:BA:1894:C:H2'	31:BA:1895:C:H6	1.86	0.41
31:BA:2061:G:N3	31:BA:2063:C:C4	2.89	0.41
31:BA:2244:U:H2'	31:BA:2245:U:O4'	2.20	0.41
31:BA:2264:C:C2'	31:BA:2265:U:H5'	2.50	0.41
31:BA:2275:C:O2'	42:BQ:83:MET:HA	2.21	0.41
31:BA:2316:C:C5	31:BA:2317:C:H5	2.38	0.41
31:BA:2350:C:H2'	31:BA:2351:G:O4'	2.19	0.41
31:BA:2733:A:C3'	31:BA:2734:A:H5''	2.51	0.41
33:BD:270:ILE:O	33:BD:271:ILE:HG13	2.20	0.41
34:BE:55:ASN:H	34:BE:72:VAL:HG11	1.84	0.41
36:BG:105:LYS:HB2	36:BG:105:LYS:NZ	2.36	0.41
36:BG:107:LEU:HD23	36:BG:111:LEU:HD12	2.01	0.41
39:BN:33:LEU:HD12	39:BN:38:HIS:CE1	2.55	0.41
40:BO:3:GLN:HB2	40:BO:4:PRO:HD2	2.02	0.41
41:BP:5:ASP:CG	41:BP:6:LEU:HD23	2.41	0.41
41:BP:121:LYS:HB3	41:BP:123:LEU:HD23	2.01	0.41
42:BQ:23:GLY:HA2	42:BQ:101:ARG:N	2.35	0.41
43:BR:77:ARG:O	43:BR:78:LYS:C	2.58	0.41
48:BW:23:LEU:O	48:BW:27:LYS:HD2	2.19	0.41
48:BW:34:ASN:HD22	48:BW:34:ASN:HA	1.69	0.41

Continued on next page...

Continued from previous page...

Atom-1	Atom-2	Interatomic distance (Å)	Clash overlap (Å)
50:BY:37:VAL:CG2	50:BY:38:ILE:N	2.82	0.41
51:BZ:133:ILE:HA	51:BZ:134:PRO:HD2	1.90	0.41
1:CA:274:A:H4'	1:CA:275:G:OP1	2.19	0.41
1:CA:374:A:C2	1:CA:375:U:C2	3.08	0.41
1:CA:452:A:C2	1:CA:453:A:C4	3.09	0.41
1:CA:925:G:H1'	1:CA:1502:A:C4	2.54	0.41
1:CA:955:U:H2'	1:CA:956:U:C6	2.55	0.41
1:CA:1014:A:H2	1:CA:1219:U:O2	2.03	0.41
1:CA:1017:G:O5'	1:CA:1017:G:H8	2.03	0.41
1:CA:1060:C:O2'	1:CA:1061:G:H5'	2.21	0.41
1:CA:1205:U:H4'	3:CC:195:VAL:HG21	2.02	0.41
1:CA:1342:C:O2'	1:CA:1343:G:H5'	2.21	0.41
2:CB:121:LEU:O	2:CB:127:ILE:HD11	2.20	0.41
5:CE:129:ILE:O	5:CE:132:ALA:HB3	2.20	0.41
6:CF:79:LEU:HD12	6:CF:88:VAL:HG11	2.03	0.41
16:CP:20:VAL:HG22	16:CP:21:VAL:N	2.35	0.41
23:D1:87:PRO:CG	23:D1:88:LYS:H	2.33	0.41
31:DA:115:C:O2'	31:DA:116:C:H5'	2.20	0.41
31:DA:271(H):G:C4	31:DA:271(I):G:C8	3.09	0.41
31:DA:280:C:H2'	31:DA:281:G:C5'	2.50	0.41
31:DA:286:C:H2'	31:DA:287:C:C5'	2.41	0.41
31:DA:363(E):U:H2'	31:DA:363(F):A:O4'	2.20	0.41
31:DA:1155:A:O2'	31:DA:1156:A:H2'	2.20	0.41
31:DA:1319:G:C2	31:DA:1334:G:C5	3.08	0.41
31:DA:1486:A:C6	31:DA:1504:C:N4	2.76	0.41
31:DA:2500:U:O2	31:DA:2504:U:C5	2.74	0.41
31:DA:2625:G:H2'	31:DA:2626:C:C6	2.55	0.41
31:DA:2632:A:O2'	31:DA:2811:G:O2'	2.27	0.41
31:DA:2663:G:C5	31:DA:2664:G:C5	3.08	0.41
31:DA:2762:G:H8	31:DA:2762:G:C5'	2.33	0.41
31:DA:2802:G:OP2	31:DA:2803:C:OP2	2.38	0.41
32:DB:75:G:N1	32:DB:103:G:N2	2.68	0.41
32:DB:75:G:N2	51:DZ:87:ASP:OD2	2.52	0.41
34:DE:92:THR:O	34:DE:93:VAL:CB	2.68	0.41
35:DF:144:LYS:C	35:DF:146:ALA:H	2.23	0.41
39:DN:24:GLY:O	39:DN:28:THR:HG22	2.21	0.41
40:DO:24:VAL:HG23	40:DO:33:ALA:HB2	2.02	0.41
42:DQ:23:GLY:HA2	42:DQ:101:ARG:N	2.35	0.41
42:DQ:41:TRP:HB3	42:DQ:94:VAL:HB	2.01	0.41
42:DQ:77:LYS:NZ	42:DQ:84:GLY:O	2.51	0.41
44:DS:57:LYS:HG2	44:DS:58:LEU:H	1.85	0.41

Continued on next page...

Continued from previous page...

Atom-1	Atom-2	Interatomic distance (Å)	Clash overlap (Å)
45:DT:28:VAL:O	45:DT:28:VAL:HG12	2.19	0.41
45:DT:33:LYS:O	45:DT:40:THR:O	2.37	0.41
46:DU:8:VAL:HG12	46:DU:9:VAL:N	2.31	0.41
46:DU:87:GLY:O	47:DV:52:VAL:HG13	2.19	0.41
47:DV:24:LYS:HE3	47:DV:68:LYS:HE3	2.03	0.41
48:DW:12:ILE:HB	48:DW:42:ARG:HH12	1.85	0.41
50:DY:31:LEU:HD13	50:DY:31:LEU:HA	1.76	0.41
50:DY:56:PRO:HB2	50:DY:57:GLN:H	1.63	0.41
50:DY:75:ILE:CD1	50:DY:79:CYS:C	2.85	0.41
51:DZ:48:PHE:C	51:DZ:48:PHE:CD1	2.93	0.41
51:DZ:139:VAL:C	51:DZ:141:VAL:H	2.23	0.41
1:AA:72:C:H2'	1:AA:73:G:C8	2.56	0.41
1:AA:167:G:C2'	1:AA:168:G:H5'	2.50	0.41
1:AA:421:U:C4	3:AC:127:ARG:NH1	2.88	0.41
1:AA:448:A:H2'	1:AA:449:C:H6	1.84	0.41
1:AA:541:G:H2'	1:AA:542:G:C8	2.55	0.41
1:AA:543:C:O2'	1:AA:544:G:H5'	2.20	0.41
1:AA:734:G:C6	1:AA:735:C:C4	3.09	0.41
1:AA:781:A:H5'	1:AA:782:A:OP2	2.20	0.41
1:AA:961:U:C4	1:AA:962:C:C4	3.08	0.41
1:AA:991:U:O2'	1:AA:992:U:P	2.78	0.41
1:AA:1067:A:C4'	1:AA:1068:G:O5'	2.68	0.41
4:AD:190:ASP:HB3	4:AD:193:ASP:OD2	2.20	0.41
11:AK:81:ASP:CG	11:AK:106:LYS:HG2	2.40	0.41
19:AS:9:VAL:O	19:AS:10:PHE:CD1	2.73	0.41
20:AT:89:ARG:HB2	20:AT:104:LEU:CD1	2.51	0.41
22:B0:27:GLU:HB2	22:B0:69:PHE:CD1	2.55	0.41
23:B1:85:LEU:HD22	23:B1:85:LEU:HA	1.83	0.41
27:B5:26:THR:O	27:B5:26:THR:HG23	2.20	0.41
31:BA:154:G:N1	31:BA:154(A):C:N4	2.67	0.41
31:BA:252:G:P	41:BP:50:ARG:HH11	2.43	0.41
31:BA:620:G:H4'	31:BA:621:A:H5'	2.02	0.41
31:BA:685:A:C2	31:BA:689:A:C6	3.07	0.41
31:BA:1190:G:H5'	41:BP:35:HIS:HA	2.01	0.41
31:BA:1202:C:N4	31:BA:1203:G:C6	2.89	0.41
31:BA:1213:A:H1'	31:BA:1238:G:N3	2.35	0.41
31:BA:1235:G:C6	31:BA:1236:G:N1	2.88	0.41
31:BA:1356:G:C6	31:BA:1357:U:C4	3.08	0.41
31:BA:1394:U:C4	31:BA:1395:A:C6	3.08	0.41
31:BA:1575:C:H2'	31:BA:1576:U:C6	2.56	0.41
31:BA:1814:G:C6	31:BA:1815:A:C6	3.08	0.41

Continued on next page...

Continued from previous page...

Atom-1	Atom-2	Interatomic distance (Å)	Clash overlap (Å)
31:BA:1952:A:OP1	40:BO:44:LYS:HE2	2.21	0.41
31:BA:2319:G:OP2	31:BA:2319:G:H4'	2.20	0.41
33:BD:11:PRO:C	33:BD:13:ARG:N	2.74	0.41
33:BD:16:MET:HE2	33:BD:16:MET:HB2	1.85	0.41
33:BD:35:LYS:HZ1	33:BD:65:ILE:CA	2.22	0.41
33:BD:246:PRO:C	33:BD:254:THR:HG22	2.40	0.41
33:BD:246:PRO:HD2	33:BD:255:LYS:HG2	2.01	0.41
34:BE:37:ARG:HD3	34:BE:44:TYR:CE2	2.55	0.41
35:BF:170:LEU:HD23	35:BF:172:TRP:HE1	1.84	0.41
36:BG:89:GLY:O	36:BG:90:LEU:O	2.38	0.41
37:BH:30:LYS:HZ2	37:BH:81:GLU:HA	1.84	0.41
39:BN:43:THR:H	39:BN:48:MET:HE3	1.86	0.41
39:BN:112:LEU:O	39:BN:112:LEU:HD12	2.21	0.41
40:BO:112:MET:HA	40:BO:112:MET:HE2	2.02	0.41
41:BP:61:ARG:HD2	41:BP:61:ARG:N	2.33	0.41
43:BR:2:ARG:HB2	43:BR:5:LYS:NZ	2.35	0.41
43:BR:51:LEU:CD1	43:BR:70:LEU:HD21	2.51	0.41
43:BR:104:ARG:HD3	43:BR:109:ALA:HB3	2.03	0.41
44:BS:95:HIS:O	44:BS:96:GLY:C	2.58	0.41
45:BT:23:ARG:CB	45:BT:24:PRO:CD	2.88	0.41
45:BT:29:ARG:HG2	45:BT:84:GLN:HG3	2.00	0.41
45:BT:82:LEU:HD12	45:BT:82:LEU:H	1.82	0.41
47:BV:2:PHE:HB3	47:BV:3:ALA:H	1.31	0.41
49:BX:77:LYS:HG2	49:BX:78:LYS:N	2.36	0.41
49:BX:89:ILE:O	49:BX:89:ILE:HG22	2.19	0.41
51:BZ:145:GLU:CG	51:BZ:146:ILE:H	2.33	0.41
1:CA:376:G:C6	1:CA:389:A:N6	2.88	0.41
1:CA:445:G:C4	1:CA:446:G:C8	3.07	0.41
1:CA:543:C:N3	1:CA:544:G:N7	2.69	0.41
1:CA:568:G:O6	12:CL:5:PRO:HD3	2.19	0.41
1:CA:716:A:H2'	1:CA:717:C:O5'	2.20	0.41
1:CA:783:C:C2	1:CA:784:C:C5	3.07	0.41
1:CA:1030(C):G:H2'	1:CA:1030(D):A:C8	2.55	0.41
1:CA:1316:G:O3'	14:CN:18:VAL:HG22	2.20	0.41
2:CB:204:ASN:HB3	2:CB:210:SER:HB3	2.01	0.41
3:CC:3:ASN:O	3:CC:4:LYS:O	2.38	0.41
3:CC:14:ILE:O	3:CC:15:THR:CB	2.68	0.41
4:CD:194:LEU:HB3	4:CD:196:LEU:HD11	2.02	0.41
6:CF:72:VAL:CG1	6:CF:73:ASN:N	2.82	0.41
11:CK:73:MET:SD	11:CK:103:LEU:HD21	2.61	0.41
16:CP:18:ARG:HD3	16:CP:35:LYS:CD	2.51	0.41

Continued on next page...

Continued from previous page...

Atom-1	Atom-2	Interatomic distance (Å)	Clash overlap (Å)
17:CQ:77:VAL:O	17:CQ:78:GLU:CB	2.69	0.41
19:CS:75:ALA:HA	19:CS:76:PRO:HD2	1.93	0.41
23:D1:64:ALA:O	23:D1:65:SER:CB	2.68	0.41
23:D1:85:LEU:HD22	23:D1:85:LEU:HA	1.84	0.41
24:D2:18:PRO:O	24:D2:19:VAL:C	2.58	0.41
24:D2:25:VAL:HG22	24:D2:26:ARG:HH11	1.84	0.41
27:D5:7:PRO:HA	31:DA:2615:U:C2	2.56	0.41
28:D6:28:ARG:O	28:D6:32:ASN:HB3	2.20	0.41
28:D6:39:TYR:O	28:D6:49:HIS:HE1	2.03	0.41
31:DA:271(R):G:H2'	31:DA:271(S):G:H8	1.84	0.41
31:DA:292:C:H42	31:DA:348:G:H1	1.68	0.41
31:DA:763:G:C4	31:DA:765:G:C8	3.08	0.41
31:DA:806:C:OP1	31:DA:831:G:H5''	2.19	0.41
31:DA:869:G:H2'	31:DA:870:A:O4'	2.21	0.41
31:DA:953:A:H2'	31:DA:954:G:H5'	2.00	0.41
31:DA:1303:G:H1'	31:DA:1641:A:N1	2.35	0.41
31:DA:1531:C:H3'	31:DA:1532:C:O4'	2.21	0.41
31:DA:1668:A:N3	31:DA:1670:C:C4	2.88	0.41
31:DA:1773:A:H2'	31:DA:1774:C:H5'	2.03	0.41
31:DA:2394:C:C2'	31:DA:2395:C:C5'	2.98	0.41
31:DA:2528:U:H2'	31:DA:2530:A:O5'	2.21	0.41
31:DA:2540:C:H2'	31:DA:2541:A:O4'	2.21	0.41
31:DA:2801(A):A:H4'	31:DA:2802:G:H2'	2.02	0.41
31:DA:2884:U:C2'	31:DA:2885:C:H5'	2.51	0.41
32:DB:24:G:N7	32:DB:56:G:H2'	2.35	0.41
32:DB:115:G:H2'	32:DB:116:G:H5''	2.02	0.41
33:DD:106:ILE:HD11	33:DD:196:VAL:HG13	2.03	0.41
33:DD:248:SER:O	33:DD:250:TRP:N	2.54	0.41
38:DI:83:ALA:HA	38:DI:89:TYR:CE1	2.55	0.41
42:DQ:63:LYS:HG3	42:DQ:64:ILE:N	2.35	0.41
45:DT:41:ARG:NH1	45:DT:43:GLN:HB2	2.35	0.41
46:DU:66:ASN:OD1	46:DU:76:TYR:HB3	2.21	0.41
46:DU:104:GLN:O	46:DU:105:VAL:C	2.59	0.41
47:DV:40:LEU:O	47:DV:41:GLY:C	2.58	0.41
48:DW:13:SER:O	48:DW:16:LYS:HB2	2.20	0.41
50:DY:26:LYS:O	50:DY:27:VAL:C	2.58	0.41
50:DY:28:LYS:HB2	50:DY:37:VAL:CB	2.32	0.41
1:AA:32:A:C2	1:AA:33:A:C4	3.08	0.41
1:AA:93:G:C2'	1:AA:96:U:H5'	2.50	0.41
1:AA:172:A:N7	1:AA:174:C:N3	2.69	0.41
1:AA:366:C:H1'	1:AA:367:U:OP1	2.20	0.41

Continued on next page...

Continued from previous page...

Atom-1	Atom-2	Interatomic distance (Å)	Clash overlap (Å)
1:AA:764:C:H2'	1:AA:765:G:C8	2.55	0.41
1:AA:923:A:C2	1:AA:1395:C:N3	2.89	0.41
1:AA:955:U:H2'	1:AA:956:U:C6	2.55	0.41
1:AA:1116:C:C4	1:AA:1117:G:C8	3.09	0.41
2:AB:97:TRP:HH2	2:AB:176:GLU:CD	2.24	0.41
4:AD:3:ARG:HD3	4:AD:5:ILE:HG13	2.03	0.41
5:AE:139:LEU:C	5:AE:141:GLN:H	2.22	0.41
6:AF:8:ILE:HG22	6:AF:10:LEU:HD12	2.01	0.41
6:AF:8:ILE:HA	6:AF:87:ARG:O	2.21	0.41
8:AH:17:THR:O	8:AH:20:TYR:N	2.51	0.41
11:AK:112:THR:CG2	11:AK:113:PRO:HD2	2.50	0.41
15:AO:39:LEU:HD22	15:AO:43:LEU:HG	2.02	0.41
18:AR:44:LEU:O	18:AR:45:SER:C	2.59	0.41
20:AT:87:LYS:HE3	20:AT:91:LEU:HD11	2.02	0.41
22:B0:38:VAL:HG12	22:B0:40:GLN:HG2	2.03	0.41
25:B3:52:HIS:CD2	32:BB:83:G:C4'	3.01	0.41
31:BA:146:G:C5'	31:BA:146:G:C8	3.01	0.41
31:BA:322:A:C5	31:BA:340:A:C2	3.09	0.41
31:BA:372:G:HO2'	31:BA:373:U:P	2.44	0.41
31:BA:448:U:H3'	31:BA:449:A:H5'	2.01	0.41
31:BA:699:A:H2'	31:BA:700:G:O4'	2.20	0.41
31:BA:790:C:H6	31:BA:790:C:H2'	1.58	0.41
31:BA:1047:G:N3	31:BA:1111:A:N6	2.69	0.41
31:BA:1531:C:C3'	31:BA:1532:C:C5'	2.98	0.41
31:BA:1649:G:N1	31:BA:2009:G:C6	2.88	0.41
31:BA:1722:A:N6	31:BA:1741:A:N1	2.67	0.41
31:BA:1762:A:O5'	31:BA:1762:A:C8	2.56	0.41
31:BA:2203:U:O2'	33:BD:151:LYS:HG2	2.21	0.41
31:BA:2469:A:O2'	42:BQ:56:ARG:CG	2.67	0.41
31:BA:2677:G:H2'	31:BA:2678:C:C6	2.56	0.41
31:BA:2690:C:OP1	43:BR:17:ARG:NH1	2.52	0.41
31:BA:2758:A:C3'	31:BA:2759:G:H5''	2.51	0.41
32:BB:6:C:HO2'	44:BS:29:PHE:HE1	1.64	0.41
32:BB:58:A:C5'	32:BB:59:A:OP2	2.68	0.41
34:BE:119:ARG:HD2	34:BE:120:TRP:CE2	2.55	0.41
35:BF:83:PHE:O	35:BF:84:VAL:HG23	2.21	0.41
36:BG:60:LEU:HD22	36:BG:63:ILE:HG13	2.02	0.41
36:BG:114:ILE:O	36:BG:115:ARG:C	2.57	0.41
37:BH:46:GLU:HG3	37:BH:51:ARG:HB3	2.02	0.41
40:BO:10:VAL:O	40:BO:10:VAL:HG22	2.19	0.41
42:BQ:88:GLY:O	42:BQ:89:ASN:HB2	2.20	0.41

Continued on next page...

Continued from previous page...

Atom-1	Atom-2	Interatomic distance (Å)	Clash overlap (Å)
43:BR:9:LYS:O	43:BR:10:LEU:HG	2.21	0.41
44:BS:74:ALA:CB	44:BS:103:GLU:HG3	2.50	0.41
45:BT:49:VAL:HA	45:BT:63:VAL:HA	2.02	0.41
49:BX:21:PHE:CE1	49:BX:26:TYR:CG	3.08	0.41
50:BY:10:GLY:C	50:BY:27:VAL:HG22	2.40	0.41
51:BZ:76:LEU:HD23	51:BZ:76:LEU:HA	1.82	0.41
1:CA:10:A:OP2	5:CE:126:ARG:HD3	2.21	0.41
1:CA:149:A:HO2'	1:CA:150:C:H6	1.60	0.41
1:CA:246:A:C5	1:CA:279:A:C6	3.09	0.41
1:CA:985:C:O5'	1:CA:985:C:H6	2.02	0.41
2:CB:14:GLY:C	2:CB:15:VAL:HG22	2.40	0.41
4:CD:49:ARG:HA	4:CD:49:ARG:NE	2.36	0.41
9:CI:36:TYR:CE2	9:CI:37:PHE:CE2	3.08	0.41
9:CI:112:LYS:HA	9:CI:119:ALA:HA	2.01	0.41
12:CL:22:SER:C	12:CL:24:VAL:N	2.73	0.41
12:CL:92:ASP:C	12:CL:93:LEU:HD23	2.41	0.41
15:CO:32:LEU:O	15:CO:33:THR:C	2.58	0.41
23:D1:37:ILE:O	23:D1:38:SER:HB2	2.21	0.41
26:D4:19:GLY:C	26:D4:21:VAL:N	2.74	0.41
30:D8:62:LEU:C	30:D8:64:TYR:N	2.73	0.41
31:DA:214:G:H21	31:DA:216:A:H1'	1.86	0.41
31:DA:238:C:C4	31:DA:239:U:C5	3.09	0.41
31:DA:243:U:O2'	31:DA:244:A:H5'	2.20	0.41
31:DA:286:C:N3	31:DA:287:C:C5	2.89	0.41
31:DA:827:U:O2	31:DA:2246:G:H4'	2.20	0.41
31:DA:917:A:C2	31:DA:918:A:C4	3.09	0.41
31:DA:986:C:O2'	31:DA:987:G:H5'	2.19	0.41
31:DA:1047:G:N3	31:DA:1111:A:N6	2.69	0.41
31:DA:1485:G:N3	31:DA:1505:C:N4	2.68	0.41
31:DA:1751:C:O2'	31:DA:2861:G:O2'	2.34	0.41
31:DA:1777:U:C2'	31:DA:1778:U:H5'	2.50	0.41
31:DA:2020:A:O2'	31:DA:2021:C:H5'	2.20	0.41
31:DA:2462:U:H2'	31:DA:2463:C:O4'	2.20	0.41
31:DA:2590:A:O2'	31:DA:2591:C:H5'	2.20	0.41
31:DA:2592:G:C5	31:DA:2593:U:C5	3.08	0.41
31:DA:2631:G:N2	34:DE:61:ARG:NH1	2.67	0.41
31:DA:2639:A:N7	31:DA:2775:A:H2	2.18	0.41
31:DA:2738:A:N1	31:DA:2739:U:C2	2.88	0.41
33:DD:78:LYS:HE3	33:DD:78:LYS:HB2	1.83	0.41
33:DD:133:LEU:HA	33:DD:136:ILE:HD12	2.02	0.41
33:DD:172:TYR:HD1	33:DD:185:VAL:C	2.23	0.41

Continued on next page...

Continued from previous page...

Atom-1	Atom-2	Interatomic distance (Å)	Clash overlap (Å)
33:DD:231:HIS:CG	33:DD:232:PRO:HD2	2.56	0.41
34:DE:136:ARG:NH1	34:DE:136:ARG:CG	2.79	0.41
35:DF:36:VAL:O	35:DF:39:TRP:HB3	2.19	0.41
35:DF:70:THR:HG22	35:DF:72:ARG:H	1.86	0.41
35:DF:101:LEU:HD12	35:DF:101:LEU:HA	1.77	0.41
36:DG:105:LYS:HB2	36:DG:105:LYS:NZ	2.35	0.41
38:DI:14:ASP:O	38:DI:17:GLN:CB	2.68	0.41
39:DN:112:LEU:HD12	39:DN:112:LEU:O	2.20	0.41
41:DP:5:ASP:CG	41:DP:6:LEU:HD23	2.41	0.41
43:DR:107:ASP:C	43:DR:107:ASP:OD2	2.58	0.41
44:DS:101:LEU:HD22	44:DS:102:ALA:N	2.35	0.41
47:DV:1:MET:N	47:DV:44:LYS:HD2	2.35	0.41
49:DX:60:ARG:CB	49:DX:72:LYS:O	2.53	0.41
50:DY:62:GLU:O	50:DY:63:LYS:HG3	2.20	0.41
50:DY:96:ILE:CB	50:DY:99:CYS:HB3	2.48	0.41
1:AA:293:G:C6	1:AA:294:U:C4	3.08	0.41
1:AA:510:A:O2'	1:AA:542:G:H1'	2.21	0.41
1:AA:658:G:C2	1:AA:749:C:N3	2.89	0.41
1:AA:745:C:H1'	1:AA:836:G:O2'	2.21	0.41
1:AA:748:C:C1'	1:AA:749:C:OP2	2.68	0.41
1:AA:749:C:O2'	1:AA:750:G:H5'	2.21	0.41
1:AA:1158:C:O2	1:AA:1158:C:H2'	2.21	0.41
1:AA:1241:G:H2'	1:AA:1242:C:C6	2.55	0.41
1:AA:1254:C:H2'	1:AA:1255:G:H8	1.85	0.41
1:AA:1291:G:O3'	9:AI:39:GLY:HA3	2.20	0.41
2:AB:14:GLY:C	2:AB:15:VAL:HG22	2.40	0.41
2:AB:142:LEU:HD23	2:AB:142:LEU:C	2.41	0.41
3:AC:188:LEU:O	3:AC:189:ALA:CB	2.67	0.41
5:AE:139:LEU:O	5:AE:141:GLN:N	2.54	0.41
11:AK:15:ALA:HA	11:AK:77:MET:HA	2.03	0.41
14:AN:21:TYR:CD2	14:AN:22:THR:O	2.74	0.41
18:AR:74:ARG:HE	18:AR:81:PHE:HA	1.85	0.41
19:AS:36:ARG:NH1	19:AS:75:ALA:HB3	2.26	0.41
19:AS:58:VAL:HA	19:AS:59:PRO:HD2	1.97	0.41
20:AT:56:MET:HE2	20:AT:56:MET:HB3	1.91	0.41
23:B1:34:THR:HG22	31:BA:388:G:OP1	2.18	0.41
31:BA:30:G:H2'	31:BA:31:C:C6	2.56	0.41
31:BA:64:A:C2'	31:BA:65:C:H5'	2.51	0.41
31:BA:271(R):G:H2'	31:BA:271(S):G:H8	1.86	0.41
31:BA:358:U:C5	31:BA:359:A:N7	2.88	0.41
31:BA:667:U:C2'	31:BA:668:G:H5''	2.50	0.41

Continued on next page...

Continued from previous page...

Atom-1	Atom-2	Interatomic distance (Å)	Clash overlap (Å)
31:BA:792:G:H5''	31:BA:793:A:H5'	2.03	0.41
31:BA:814:C:C5	41:BP:27:HIS:CD2	3.07	0.41
31:BA:924:C:H2'	31:BA:925:C:H6	1.84	0.41
31:BA:1241:A:H2'	31:BA:1242:A:O5'	2.21	0.41
31:BA:1497:U:C2'	31:BA:1497:U:O2	2.68	0.41
31:BA:1858:G:OP2	31:BA:1858:G:C8	2.73	0.41
31:BA:1862:G:C2	31:BA:1863:G:C8	3.08	0.41
31:BA:1902:C:OP1	33:BD:242:ARG:HD2	2.20	0.41
31:BA:2252:G:H2'	31:BA:2253:G:C8	2.56	0.41
31:BA:2287:A:H2	31:BA:2346:A:C2	2.39	0.41
31:BA:2308:G:H21	36:BG:79:ASN:ND2	2.19	0.41
31:BA:2394:C:C2'	31:BA:2395:C:C5'	2.99	0.41
31:BA:2644:G:C2'	31:BA:2645:G:H5'	2.50	0.41
31:BA:2753:A:H1'	31:BA:2754:U:H5'	2.02	0.41
32:BB:21:G:O2'	32:BB:22:U:OP2	2.38	0.41
32:BB:37:C:C5	32:BB:38:C:C4	3.09	0.41
33:BD:70:TRP:CD1	33:BD:71:ASP:N	2.89	0.41
33:BD:172:TYR:HD1	33:BD:185:VAL:C	2.23	0.41
34:BE:1:MET:HB2	34:BE:83:ASP:O	2.20	0.41
34:BE:92:THR:H	34:BE:95:ILE:CD1	2.20	0.41
34:BE:200:GLU:O	34:BE:201:THR:O	2.39	0.41
35:BF:46:ARG:HG2	35:BF:46:ARG:NH1	2.13	0.41
36:BG:109:VAL:O	36:BG:112:PRO:HD2	2.21	0.41
37:BH:99:VAL:O	37:BH:99:VAL:CG1	2.60	0.41
37:BH:152:ARG:HD2	37:BH:152:ARG:HA	1.69	0.41
38:BI:126:TYR:O	38:BI:140:LEU:N	2.48	0.41
39:BN:75:TYR:HD1	39:BN:75:TYR:H	1.69	0.41
42:BQ:12:GLN:HG2	42:BQ:73:PRO:HD2	2.00	0.41
42:BQ:47:ILE:HG12	42:BQ:68:ILE:CD1	2.50	0.41
45:BT:11:GLU:N	45:BT:11:GLU:OE2	2.54	0.41
45:BT:57:PHE:O	45:BT:58:ASN:C	2.58	0.41
45:BT:93:ARG:O	45:BT:94:ALA:O	2.38	0.41
48:BW:19:LEU:HA	48:BW:19:LEU:HD12	1.62	0.41
1:CA:327:A:O2'	1:CA:329:A:H8	2.03	0.41
1:CA:355:C:H2'	1:CA:356:A:H5'	2.01	0.41
1:CA:523:A:N1	12:CL:92:ASP:HB2	2.36	0.41
1:CA:1486:G:H2'	1:CA:1487:G:O4'	2.19	0.41
5:CE:139:LEU:O	5:CE:141:GLN:N	2.53	0.41
6:CF:82:ARG:NH1	6:CF:82:ARG:HB3	2.35	0.41
8:CH:28:ALA:HB3	8:CH:57:PRO:HB2	2.02	0.41
15:CO:17:ARG:HD3	15:CO:26:GLU:HG3	2.02	0.41

Continued on next page...

Continued from previous page...

Atom-1	Atom-2	Interatomic distance (Å)	Clash overlap (Å)
16:CP:14:ASN:OD1	16:CP:16:HIS:HE1	2.03	0.41
17:CQ:95:TYR:O	17:CQ:97:SER:N	2.54	0.41
23:D1:37:ILE:HA	23:D1:37:ILE:HD13	1.77	0.41
24:D2:46:GLN:C	24:D2:48:HIS:N	2.72	0.41
31:DA:286:C:H2'	31:DA:286:C:O2	2.19	0.41
31:DA:476:G:N1	31:DA:479:A:OP2	2.54	0.41
31:DA:735:A:H3'	31:DA:736:C:H6	1.85	0.41
31:DA:784:A:C5	33:DD:229:VAL:HG21	2.56	0.41
31:DA:795:C:C2	31:DA:796:C:C5	3.08	0.41
31:DA:900:A:H5''	31:DA:901:A:OP2	2.20	0.41
31:DA:1315:C:N4	31:DA:1337:G:H1	2.18	0.41
31:DA:1448:G:O2'	31:DA:1528(A):A:N1	2.38	0.41
31:DA:1497:U:H2'	31:DA:1498:C:OP1	2.20	0.41
31:DA:1508:A:O2'	31:DA:1509:C:OP1	2.38	0.41
31:DA:1694:C:O2	31:DA:1694:C:H2'	2.21	0.41
31:DA:1722:A:N6	31:DA:1741:A:N1	2.69	0.41
31:DA:2762:G:C2'	31:DA:2763:G:H5'	2.51	0.41
33:DD:83:GLU:OE1	33:DD:104:TYR:OH	2.35	0.41
33:DD:87:ASN:HD22	33:DD:87:ASN:H	1.59	0.41
34:DE:179:GLU:O	34:DE:180:ASN:HB2	2.20	0.41
35:DF:57:VAL:HG12	35:DF:59:TYR:H	1.85	0.41
36:DG:135:LEU:HD23	36:DG:140:ILE:HD11	2.02	0.41
38:DI:38:LEU:HD12	38:DI:38:LEU:N	2.30	0.41
39:DN:13:TRP:HZ3	39:DN:130:HIS:CE1	2.35	0.41
40:DO:77:ILE:CD1	40:DO:122:LEU:HB3	2.51	0.41
42:DQ:58:PHE:HD1	42:DQ:58:PHE:O	2.04	0.41
44:DS:34:HIS:HD2	44:DS:34:HIS:N	2.17	0.41
44:DS:66:ALA:HA	44:DS:69:VAL:HG12	2.03	0.41
47:DV:25:LEU:O	47:DV:27:ALA:N	2.54	0.41
49:DX:32:PRO:CG	49:DX:72:LYS:HD3	2.51	0.41
51:DZ:100:VAL:HA	51:DZ:101:PRO:HD3	1.96	0.41
1:AA:194:C:C2'	1:AA:195:A:H5''	2.51	0.41
1:AA:253:U:H2'	1:AA:254:G:C8	2.52	0.41
1:AA:355:C:H2'	1:AA:356:A:H5'	2.02	0.41
1:AA:425:G:N2	1:AA:426:G:H1'	2.36	0.41
1:AA:627:G:N3	1:AA:628:G:C8	2.89	0.41
1:AA:662:G:H2'	1:AA:663:A:H8	1.85	0.41
1:AA:1047:G:H5''	14:AN:4:LYS:HG2	2.02	0.41
1:AA:1238:A:N6	1:AA:1299:A:N6	2.58	0.41
1:AA:1376:U:H2'	1:AA:1377:A:C8	2.55	0.41
2:AB:111:ARG:NH1	2:AB:111:ARG:CG	2.66	0.41

Continued on next page...

Continued from previous page...

Atom-1	Atom-2	Interatomic distance (Å)	Clash overlap (Å)
2:AB:238:LEU:O	2:AB:240:GLN:N	2.53	0.41
3:AC:136:GLN:HG2	3:AC:140:ARG:NH2	2.36	0.41
5:AE:139:LEU:C	5:AE:141:GLN:N	2.74	0.41
7:AG:85:TYR:CD1	7:AG:154:TYR:HE1	2.38	0.41
7:AG:137:LYS:HB3	7:AG:137:LYS:HE2	1.75	0.41
10:AJ:61:GLU:OE2	14:AN:45:ARG:HD2	2.20	0.41
12:AL:82:VAL:H	12:AL:106:ASP:HB2	1.86	0.41
16:AP:18:ARG:HD3	16:AP:35:LYS:CD	2.49	0.41
18:AR:26:LEU:HD21	18:AR:42:ARG:HD2	2.02	0.41
28:B6:46:HIS:ND1	28:B6:46:HIS:O	2.54	0.41
30:B8:27:THR:HG1	31:BA:2361:A:P	2.44	0.41
30:B8:39:LYS:HE3	30:B8:42:ARG:HH12	1.84	0.41
31:BA:363(D):G:H2'	31:BA:363(E):U:C6	2.55	0.41
31:BA:718:A:H2'	31:BA:719:C:H5'	2.03	0.41
31:BA:777:A:N3	31:BA:778:G:C8	2.89	0.41
31:BA:1274:A:N3	31:BA:1297:C:H1'	2.36	0.41
31:BA:1472:A:O2'	31:BA:1473:G:H5'	2.21	0.41
31:BA:1497:U:H2'	31:BA:1498:C:OP1	2.20	0.41
31:BA:1528:A:O2'	31:BA:1528(A):A:H8	2.04	0.41
31:BA:1590:U:C3'	31:BA:1591:G:H5''	2.51	0.41
31:BA:1826:G:C6	31:BA:1827:C:C4	3.08	0.41
31:BA:2312:U:H2'	31:BA:2313:C:H5'	2.03	0.41
31:BA:2516:G:C6	31:BA:2517:C:C4	3.09	0.41
31:BA:2730:C:H4'	34:BE:168:MET:O	2.21	0.41
32:BB:14:U:O3'	32:BB:108:U:O2'	2.34	0.41
32:BB:21:G:C6	32:BB:63:G:C6	3.08	0.41
32:BB:24:G:N7	32:BB:56:G:H2'	2.35	0.41
33:BD:35:LYS:HE3	33:BD:65:ILE:N	2.35	0.41
33:BD:45:ASN:OD1	33:BD:46:GLN:N	2.54	0.41
35:BF:20:LEU:O	35:BF:23:ASP:CB	2.69	0.41
35:BF:20:LEU:O	35:BF:23:ASP:HB2	2.21	0.41
36:BG:101:ILE:HG23	36:BG:102:PHE:N	2.35	0.41
37:BH:103:LEU:HG	37:BH:105:LEU:HD13	2.01	0.41
38:BI:125:GLU:OE1	38:BI:141:LYS:HG2	2.20	0.41
40:BO:68:GLU:HB3	40:BO:78:ARG:HH11	1.85	0.41
41:BP:106:LEU:HA	41:BP:106:LEU:HD12	1.76	0.41
42:BQ:41:TRP:HB3	42:BQ:94:VAL:HB	2.02	0.41
44:BS:102:ALA:HB3	44:BS:103:GLU:HG2	2.01	0.41
45:BT:124:ASP:C	45:BT:126:ALA:N	2.73	0.41
51:BZ:48:PHE:O	51:BZ:49:ARG:C	2.58	0.41
51:BZ:53:ILE:H	51:BZ:53:ILE:HG12	1.71	0.41

Continued on next page...

Continued from previous page...

Atom-1	Atom-2	Interatomic distance (Å)	Clash overlap (Å)
51:BZ:130:PRO:HA	51:BZ:133:ILE:HD11	2.03	0.41
1:CA:342:C:O2'	1:CA:343:U:H5'	2.20	0.41
1:CA:380:G:N1	1:CA:384:G:C6	2.88	0.41
1:CA:542:G:C2	1:CA:543:C:C5	3.09	0.41
1:CA:552:U:O2'	12:CL:86:ARG:O	2.33	0.41
1:CA:944:G:H5''	1:CA:945:G:OP2	2.21	0.41
1:CA:1047:G:H5''	14:CN:4:LYS:HG2	2.02	0.41
1:CA:1350:A:N6	1:CA:1373:G:N2	2.69	0.41
1:CA:1423:G:H2'	1:CA:1424:C:O4'	2.20	0.41
2:CB:17:PHE:O	2:CB:18:GLY:O	2.38	0.41
3:CC:156:ARG:H	3:CC:163:ALA:HA	1.86	0.41
6:CF:81:ILE:O	6:CF:82:ARG:C	2.59	0.41
7:CG:135:VAL:O	7:CG:139:GLU:HG3	2.20	0.41
12:CL:64:TYR:HB3	12:CL:65:GLU:H	1.68	0.41
17:CQ:65:ILE:HD12	17:CQ:65:ILE:H	1.84	0.41
18:CR:76:LEU:CD2	18:CR:76:LEU:N	2.83	0.41
18:CR:84:LYS:HA	18:CR:84:LYS:HD3	1.77	0.41
23:D1:60:PHE:CZ	23:D1:90:ILE:HG21	2.54	0.41
24:D2:52:ASP:OD1	31:DA:72:U:O2	2.39	0.41
24:D2:55:ARG:O	24:D2:55:ARG:CG	2.69	0.41
30:D8:35:GLN:HB3	30:D8:36:LYS:H	1.35	0.41
31:DA:1161:C:O2'	47:DV:8:GLY:HA2	2.21	0.41
31:DA:1204:A:H61	31:DA:1240:U:H2'	1.86	0.41
31:DA:1661:G:C6	31:DA:2000:G:C6	3.08	0.41
31:DA:1952:A:C6	31:DA:1953:A:C6	3.08	0.41
31:DA:2065:C:H2'	31:DA:2066:C:H6	1.85	0.41
31:DA:2246:G:H1'	31:DA:2426:A:C2	2.56	0.41
31:DA:2637:U:H2'	31:DA:2638:G:H5'	2.02	0.41
31:DA:2752:C:H2'	31:DA:2753:A:H5'	2.02	0.41
31:DA:2758:A:C3'	31:DA:2759:G:H5''	2.51	0.41
33:DD:70:TRP:CD1	33:DD:71:ASP:N	2.89	0.41
33:DD:183:ARG:HD2	33:DD:270:ILE:HG22	2.03	0.41
36:DG:77:ILE:HD13	36:DG:77:ILE:HA	1.88	0.41
38:DI:41:GLU:HA	38:DI:44:LEU:HB2	2.03	0.41
39:DN:78:TYR:CD1	39:DN:79:PRO:CG	3.04	0.41
42:DQ:101:ARG:HG3	42:DQ:102:VAL:N	2.36	0.41
43:DR:41:ALA:O	43:DR:43:GLU:N	2.53	0.41
44:DS:28:VAL:O	44:DS:29:PHE:HB3	2.20	0.41
46:DU:8:VAL:HG11	46:DU:12:ARG:NE	2.35	0.41
46:DU:25:TRP:O	46:DU:26:GLY:O	2.39	0.41
47:DV:96:ILE:CG2	47:DV:97:LYS:N	2.84	0.41

Continued on next page...

Continued from previous page...

Atom-1	Atom-2	Interatomic distance (Å)	Clash overlap (Å)
50:DY:45:VAL:HG13	50:DY:62:GLU:CG	2.50	0.41
50:DY:53:PRO:O	50:DY:56:PRO:O	2.38	0.41
51:DZ:56:VAL:CG1	51:DZ:57:ILE:N	2.84	0.41
1:AA:78:G:N2	1:AA:91:C:H42	2.15	0.41
1:AA:328:C:H4'	1:AA:329:A:O5'	2.20	0.41
1:AA:545:C:H5''	4:AD:72:GLU:HG2	2.02	0.41
1:AA:1030(C):G:H2'	1:AA:1030(D):A:C8	2.55	0.41
1:AA:1107:C:C4	1:AA:1108:G:C8	3.09	0.41
1:AA:1191:A:H5''	3:AC:4:LYS:NZ	2.36	0.41
1:AA:1284:C:O5'	1:AA:1284:C:H6	2.04	0.41
4:AD:146:ILE:HD12	4:AD:146:ILE:H	1.86	0.41
6:AF:99:ALA:HB1	18:AR:23:LYS:HZ2	1.85	0.41
7:AG:4:ARG:HB3	7:AG:5:ARG:HH11	1.86	0.41
7:AG:70:LYS:O	7:AG:138:LYS:HE3	2.20	0.41
8:AH:87:SER:HA	8:AH:93:VAL:CG2	2.51	0.41
12:AL:13:LYS:N	12:AL:13:LYS:HD2	2.36	0.41
12:AL:26:ALA:O	12:AL:27:LEU:HB2	2.21	0.41
16:AP:20:VAL:HG22	16:AP:21:VAL:N	2.36	0.41
20:AT:92:LEU:C	20:AT:94:ALA:H	2.24	0.41
28:B6:15:GLU:OE2	28:B6:18:ARG:HD2	2.20	0.41
31:BA:18:C:H2'	31:BA:19:C:C6	2.55	0.41
31:BA:266:G:C6	31:BA:267:C:C4	3.08	0.41
31:BA:597:U:H2'	31:BA:598:G:C8	2.56	0.41
31:BA:607:U:OP1	35:BF:102:PRO:HA	2.21	0.41
31:BA:661:C:O3'	41:BP:18:ARG:HG2	2.20	0.41
31:BA:1131:G:H21	39:BN:73:THR:HG22	1.86	0.41
31:BA:1159:U:O2'	31:BA:1160:G:H5'	2.21	0.41
31:BA:1470:G:C6	31:BA:1519:G:N7	2.89	0.41
31:BA:1494:A:O4'	31:BA:1495:A:OP1	2.39	0.41
31:BA:1788:C:H2'	31:BA:1789:A:C8	2.56	0.41
31:BA:1907:G:O2'	31:BA:1908:C:H5'	2.21	0.41
31:BA:2064:C:H2'	31:BA:2065:C:C6	2.56	0.41
31:BA:2307:G:H3'	31:BA:2307:G:N3	2.35	0.41
31:BA:2517:C:N3	31:BA:2542:A:N6	2.69	0.41
31:BA:2659:G:H5''	31:BA:2659:G:H8	1.85	0.41
31:BA:2791:C:H4'	31:BA:2792:G:O5'	2.21	0.41
31:BA:2809:A:C2	31:BA:2892:A:N3	2.89	0.41
31:BA:2873:A:N3	43:BR:6:SER:HB2	2.35	0.41
32:BB:87:G:C5'	32:BB:88:C:OP2	2.69	0.41
35:BF:9:ILE:HG12	35:BF:14:PRO:CA	2.50	0.41
36:BG:19:LEU:HG	36:BG:175:LEU:CD1	2.51	0.41

Continued on next page...

Continued from previous page...

Atom-1	Atom-2	Interatomic distance (Å)	Clash overlap (Å)
36:BG:71:THR:HB	36:BG:89:GLY:CA	2.50	0.41
36:BG:77:ILE:HD13	36:BG:77:ILE:HA	1.85	0.41
39:BN:24:GLY:O	39:BN:28:THR:HG22	2.21	0.41
41:BP:30:THR:O	41:BP:31:ALA:C	2.58	0.41
44:BS:87:PHE:O	44:BS:88:ASP:CB	2.66	0.41
47:BV:69:LYS:CG	47:BV:70:ILE:H	2.32	0.41
50:BY:7:VAL:HB	50:BY:8:LYS:CE	2.50	0.41
50:BY:75:ILE:CD1	50:BY:79:CYS:HA	2.39	0.41
1:CA:152:A:C8	1:CA:153:C:C5	3.08	0.41
1:CA:189(F):U:N3	17:CQ:72:ARG:NH1	2.69	0.41
1:CA:484:G:H4'	1:CA:485:G:O5'	2.14	0.41
1:CA:638:G:O2'	1:CA:639:G:H5'	2.20	0.41
1:CA:690:G:O2'	1:CA:691:G:H5'	2.21	0.41
1:CA:814:A:C8	1:CA:816:A:C8	3.09	0.41
1:CA:1400:C:O5'	1:CA:1400:C:H6	2.04	0.41
2:CB:25:ASN:OD1	2:CB:25:ASN:C	2.58	0.41
2:CB:84:GLU:OE1	2:CB:216:SER:HA	2.20	0.41
6:CF:48:LEU:HD21	6:CF:60:PHE:CZ	2.56	0.41
7:CG:69:VAL:HA	7:CG:138:LYS:HD2	2.03	0.41
8:CH:21:LYS:O	8:CH:63:LEU:HD23	2.21	0.41
11:CK:58:PRO:HA	11:CK:90:GLY:HA2	2.03	0.41
13:CM:75:ALA:O	13:CM:79:LYS:HG3	2.21	0.41
18:CR:65:ILE:H	18:CR:65:ILE:HG13	1.60	0.41
19:CS:12:ASP:HB2	19:CS:15:LEU:HD23	2.03	0.41
20:CT:30:LYS:HD2	20:CT:30:LYS:HA	1.69	0.41
20:CT:89:ARG:HB2	20:CT:104:LEU:CD1	2.51	0.41
22:D0:43:THR:N	31:DA:2331:G:H4'	2.36	0.41
24:D2:26:ARG:HG2	49:DX:5:TYR:CB	2.51	0.41
28:D6:19:ARG:HD2	28:D6:43:CYS:SG	2.60	0.41
30:D8:32:LEU:CA	30:D8:34:TRP:H	2.31	0.41
31:DA:271(D):G:C5	31:DA:271(E):U:C5	3.09	0.41
31:DA:452:G:N3	31:DA:457:A:H2	2.19	0.41
31:DA:740:U:H2'	31:DA:741:G:C8	2.56	0.41
31:DA:787:U:C5	31:DA:791:C:C4	3.08	0.41
31:DA:917:A:N1	31:DA:918:A:C4	2.89	0.41
31:DA:956:G:OP2	42:DQ:14:ARG:NH2	2.54	0.41
31:DA:1131:G:C2	31:DA:1132:A:C4	3.09	0.41
31:DA:1190:G:H4'	41:DP:35:HIS:HB3	2.03	0.41
31:DA:1260:G:H2'	31:DA:1261:C:C6	2.55	0.41
31:DA:1613:G:C2	31:DA:1619:G:C5	3.08	0.41
31:DA:1710:C:O2'	31:DA:1711:C:H5'	2.20	0.41

Continued on next page...

Continued from previous page...

Atom-1	Atom-2	Interatomic distance (Å)	Clash overlap (Å)
31:DA:1812:A:C2	31:DA:1813:G:C4	3.09	0.41
31:DA:2244:U:H2'	31:DA:2245:U:O4'	2.21	0.41
31:DA:2422:A:C4	31:DA:2424:C:C5	3.09	0.41
31:DA:2579:C:H4'	34:DE:134:ILE:HD12	2.01	0.41
31:DA:2642:G:H4'	39:DN:78:TYR:OH	2.21	0.41
32:DB:92:C:H5''	51:DZ:79:ARG:HH22	1.86	0.41
33:DD:143:HIS:CD2	33:DD:144:ALA:CB	3.04	0.41
34:DE:52:LEU:O	34:DE:75:VAL:N	2.52	0.41
35:DF:70:THR:HG21	35:DF:72:ARG:HB2	2.03	0.41
36:DG:71:THR:HB	36:DG:89:GLY:CA	2.51	0.41
38:DI:4:ILE:HD11	38:DI:44:LEU:CD2	2.50	0.41
38:DI:123:LEU:HA	38:DI:142:VAL:HG21	2.02	0.41
39:DN:15:LEU:HD21	39:DN:55:VAL:CG2	2.50	0.41
41:DP:105:LEU:N	41:DP:105:LEU:CD1	2.82	0.41
44:DS:49:VAL:CG2	44:DS:80:LEU:HD11	2.51	0.41
45:DT:36:GLU:HB3	45:DT:38:ASN:OD1	2.21	0.41
45:DT:129:ARG:HD2	45:DT:131:ALA:HB3	2.03	0.41
46:DU:88:ILE:H	46:DU:88:ILE:HD12	1.85	0.41
49:DX:65:ARG:NH1	49:DX:66:LEU:CA	2.84	0.41
1:AA:10:A:H2'	1:AA:11:G:C8	2.54	0.41
1:AA:92:C:H2'	1:AA:93:G:C8	2.56	0.41
1:AA:149:A:O2'	1:AA:150:C:H6	2.02	0.41
1:AA:189:G:C6	1:AA:189(L):G:C6	3.09	0.41
1:AA:189(F):U:N3	17:AQ:72:ARG:NH1	2.69	0.41
1:AA:189(K):U:H6	1:AA:189(K):U:O5'	2.04	0.41
1:AA:192:U:O2'	1:AA:193:C:H5'	2.21	0.41
1:AA:245:C:O2	1:AA:283:C:N3	2.54	0.41
1:AA:393:A:C2	1:AA:394:G:C8	3.08	0.41
1:AA:410:G:OP2	4:AD:25:ARG:HG3	2.20	0.41
1:AA:427:U:H3'	1:AA:428:G:H2'	2.03	0.41
1:AA:431:A:H2'	1:AA:432:A:O4'	2.20	0.41
1:AA:438:G:OP1	4:AD:125:HIS:HE1	2.04	0.41
1:AA:552:U:H4'	12:AL:86:ARG:HG2	2.02	0.41
1:AA:862:C:C2'	1:AA:863:U:H5'	2.50	0.41
1:AA:872:A:C4	1:AA:874:G:C8	3.08	0.41
1:AA:1003:G:C2'	1:AA:1004:A:H4'	2.43	0.41
1:AA:1053:G:C4	1:AA:1199:U:C5	3.09	0.41
1:AA:1293:G:HO2'	1:AA:1294:G:P	2.44	0.41
1:AA:1318:A:N6	14:AN:18:VAL:HG11	2.36	0.41
1:AA:1392:G:H21	1:AA:1502:A:H8	1.67	0.41
2:AB:19:HIS:CD2	2:AB:20:GLU:HG2	2.56	0.41

Continued on next page...

Continued from previous page...

Atom-1	Atom-2	Interatomic distance (Å)	Clash overlap (Å)
2:AB:67:THR:HG22	2:AB:90:MET:HE3	2.03	0.41
2:AB:185:ILE:HG22	2:AB:199:TYR:CD1	2.56	0.41
3:AC:91:LEU:HB3	3:AC:99:VAL:HG21	2.03	0.41
4:AD:18:LYS:HD2	4:AD:33:MET:HG2	2.02	0.41
4:AD:102:ASP:HB3	4:AD:136:PRO:HA	2.01	0.41
4:AD:173:TRP:O	4:AD:174:LEU:HD23	2.20	0.41
5:AE:12:LEU:CD1	5:AE:31:LEU:HB2	2.51	0.41
5:AE:20:GLN:O	5:AE:21:ALA:C	2.58	0.41
6:AF:81:ILE:O	6:AF:82:ARG:C	2.60	0.41
7:AG:75:VAL:CG2	7:AG:144:MET:HB3	2.50	0.41
8:AH:73:ASP:OD2	8:AH:75:ARG:HG3	2.21	0.41
10:AJ:49:VAL:O	10:AJ:60:ARG:HB2	2.20	0.41
11:AK:21:ILE:HD12	11:AK:21:ILE:N	2.35	0.41
11:AK:21:ILE:HA	11:AK:30:VAL:HG12	2.02	0.41
11:AK:102:GLY:O	11:AK:103:LEU:HD13	2.21	0.41
17:AQ:31:LEU:HG	17:AQ:32:TYR:CE2	2.56	0.41
17:AQ:68:ARG:N	17:AQ:70:ARG:NH1	2.68	0.41
20:AT:57:ARG:NH1	20:AT:57:ARG:HB2	2.36	0.41
23:B1:19:GLN:CD	23:B1:44:PRO:CB	2.88	0.41
23:B1:54:ALA:HB1	23:B1:56:GLN:O	2.21	0.41
24:B2:55:ARG:O	24:B2:55:ARG:CG	2.68	0.41
27:B5:6:VAL:HA	27:B5:7:PRO:HD3	1.94	0.41
28:B6:39:TYR:O	28:B6:49:HIS:HE1	2.04	0.41
31:BA:58:G:OP1	49:BX:72:LYS:HA	2.20	0.41
31:BA:549:G:H2'	31:BA:551:G:H5''	2.03	0.41
31:BA:558:G:P	39:BN:111:PRO:HD2	2.61	0.41
31:BA:645:C:O2	31:BA:645:C:C3'	2.69	0.41
31:BA:681:G:H2'	31:BA:682:G:O4'	2.20	0.41
31:BA:685:A:N7	31:BA:774:A:C5	2.89	0.41
31:BA:755:C:H2'	31:BA:756:C:H6	1.85	0.41
31:BA:842:G:N2	31:BA:937:U:C2	2.89	0.41
31:BA:868:U:C4	31:BA:869:G:N7	2.89	0.41
31:BA:972:G:C6	31:BA:973:A:C6	3.09	0.41
31:BA:1267:U:O2	31:BA:1267:U:H2'	2.20	0.41
31:BA:1591:G:H2'	31:BA:1592:C:O4'	2.20	0.41
31:BA:1819:A:H5''	33:BD:158:ALA:HB2	2.03	0.41
31:BA:1839:G:C8	31:BA:1927:A:C1'	3.03	0.41
31:BA:2301:C:H6	31:BA:2301:C:H3'	1.86	0.41
31:BA:2468:G:C6	31:BA:2481:G:C4	3.09	0.41
31:BA:2549:G:C2'	31:BA:2550:G:H5'	2.51	0.41
31:BA:2563:U:H4'	40:BO:28:SER:HA	2.03	0.41

Continued on next page...

Continued from previous page...

Atom-1	Atom-2	Interatomic distance (Å)	Clash overlap (Å)
31:BA:2655:G:C2	31:BA:2664:G:O6	2.74	0.41
31:BA:2753:A:O2'	31:BA:2754:U:C6	2.72	0.41
31:BA:2863:C:O2'	31:BA:2864:G:H5'	2.21	0.41
32:BB:31:C:O2'	32:BB:32:C:H5'	2.21	0.41
32:BB:33:G:N2	32:BB:50:G:C4	2.88	0.41
33:BD:11:PRO:C	33:BD:13:ARG:H	2.24	0.41
33:BD:48:ARG:O	33:BD:50:THR:HG23	2.20	0.41
33:BD:49:ILE:HG13	33:BD:50:THR:N	2.36	0.41
33:BD:237:GLU:OE2	33:BD:239:ARG:HA	2.21	0.41
35:BF:7:TYR:HB3	35:BF:16:GLY:N	2.36	0.41
35:BF:68:LYS:O	35:BF:68:LYS:CG	2.69	0.41
35:BF:167:ALA:HB1	35:BF:173:VAL:HG11	2.03	0.41
36:BG:39:ILE:HD12	36:BG:40:ASN:N	2.35	0.41
36:BG:40:ASN:HD22	36:BG:91:ARG:HB2	1.86	0.41
36:BG:111:LEU:CA	36:BG:114:ILE:HG12	2.49	0.41
37:BH:164:TYR:O	37:BH:165:ALA:HB2	2.20	0.41
38:BI:4:ILE:HD11	38:BI:44:LEU:CD2	2.49	0.41
38:BI:85:GLU:O	38:BI:123:LEU:HD12	2.19	0.41
42:BQ:54:MET:SD	42:BQ:118:LEU:HD23	2.61	0.41
43:BR:52:ILE:O	43:BR:53:HIS:C	2.57	0.41
43:BR:74:LYS:HD2	43:BR:77:ARG:HH21	1.86	0.41
44:BS:16:ASN:ND2	44:BS:92:TYR:CE1	2.89	0.41
44:BS:89:ARG:O	44:BS:90:GLY:O	2.39	0.41
46:BU:92:ARG:HH22	47:BV:10:LYS:HB3	1.86	0.41
47:BV:1:MET:N	47:BV:44:LYS:HD2	2.36	0.41
47:BV:2:PHE:HE1	47:BV:13:ARG:NH1	2.15	0.41
49:BX:70:LEU:O	49:BX:71:GLY:C	2.59	0.41
50:BY:79:CYS:O	50:BY:80:GLY:O	2.38	0.41
50:BY:84:ARG:C	50:BY:85:VAL:CG2	2.89	0.41
51:BZ:53:ILE:HG13	51:BZ:53:ILE:O	2.21	0.41
51:BZ:139:VAL:C	51:BZ:141:VAL:H	2.24	0.41
1:CA:10:A:H2'	1:CA:11:G:C8	2.55	0.41
1:CA:141:A:H4'	1:CA:182:U:H1'	2.02	0.41
1:CA:174:C:H6	1:CA:174:C:O5'	2.03	0.41
1:CA:221:C:H2'	1:CA:222:U:H6	1.86	0.41
1:CA:258:G:C2	1:CA:259:G:C8	3.09	0.41
1:CA:373:A:C4	1:CA:482:A:N7	2.89	0.41
1:CA:448:A:H2'	1:CA:449:C:H6	1.84	0.41
1:CA:503:C:C2	1:CA:504:C:C5	3.09	0.41
1:CA:790:A:C6	1:CA:791:G:C6	3.08	0.41
1:CA:827:U:C2	1:CA:870:U:C4	3.09	0.41

Continued on next page...

Continued from previous page...

Atom-1	Atom-2	Interatomic distance (Å)	Clash overlap (Å)
1:CA:939:G:H5''	7:CG:102:ARG:HH22	1.86	0.41
1:CA:991:U:O2'	1:CA:992:U:P	2.78	0.41
1:CA:1067:A:C4'	1:CA:1068:G:O5'	2.69	0.41
1:CA:1288:A:O2'	1:CA:1289:A:H5'	2.21	0.41
1:CA:1333:A:H2'	1:CA:1334:G:O4'	2.21	0.41
1:CA:1495:U:H2'	1:CA:1496:C:C6	2.56	0.41
2:CB:74:LYS:NZ	2:CB:76:GLN:HB2	2.35	0.41
2:CB:101:MET:O	2:CB:105:PHE:HA	2.21	0.41
3:CC:136:GLN:HG2	3:CC:140:ARG:NH2	2.35	0.41
3:CC:155:GLY:O	3:CC:156:ARG:CB	2.68	0.41
4:CD:4:TYR:O	4:CD:5:ILE:HB	2.21	0.41
4:CD:17:VAL:HG11	4:CD:197:PRO:CB	2.51	0.41
4:CD:43:HIS:O	4:CD:45:GLN:N	2.54	0.41
4:CD:79:PHE:CZ	4:CD:204:ILE:HD13	2.56	0.41
4:CD:151:LYS:HG2	4:CD:151:LYS:O	2.20	0.41
6:CF:8:ILE:HA	6:CF:87:ARG:O	2.20	0.41
7:CG:69:VAL:HG12	7:CG:100:ALA:HA	2.03	0.41
7:CG:79:ARG:HA	7:CG:84:ASN:ND2	2.36	0.41
8:CH:88:LYS:CB	8:CH:89:PRO:HD2	2.50	0.41
9:CI:43:ALA:HA	9:CI:74:ILE:HD13	2.02	0.41
9:CI:79:LEU:HD11	9:CI:83:ARG:CZ	2.51	0.41
10:CJ:48:THR:HA	10:CJ:62:HIS:CB	2.50	0.41
11:CK:19:ALA:HA	11:CK:32:ILE:HA	2.03	0.41
18:CR:40:LEU:O	18:CR:43:PHE:N	2.53	0.41
19:CS:9:VAL:O	19:CS:9:VAL:HG12	2.21	0.41
20:CT:53:LEU:HD21	20:CT:92:LEU:CD1	2.51	0.41
22:D0:40:GLN:OE1	22:D0:44:ARG:HB2	2.20	0.41
22:D0:52:GLY:N	22:D0:62:LEU:HD12	2.36	0.41
23:D1:87:PRO:HB2	23:D1:91:LYS:HD2	2.03	0.41
25:D3:30:ARG:O	25:D3:33:GLN:HB3	2.21	0.41
30:D8:27:THR:HG1	31:DA:2361:A:P	2.44	0.41
30:D8:32:LEU:HB2	30:D8:35:GLN:H	1.81	0.41
31:DA:58:G:H1	31:DA:69:C:H42	1.69	0.41
31:DA:103:A:C2'	31:DA:104:U:H5'	2.51	0.41
31:DA:105:C:H6	31:DA:105:C:O5'	2.04	0.41
31:DA:213:A:O2'	31:DA:214:G:H5'	2.21	0.41
31:DA:228:A:H5'	31:DA:229:A:OP2	2.21	0.41
31:DA:231:C:O2'	31:DA:232:G:H5'	2.21	0.41
31:DA:475:U:C5	31:DA:481:G:O6	2.74	0.41
31:DA:856:C:H4'	31:DA:857:C:OP1	2.19	0.41
31:DA:856:C:O2'	31:DA:857:C:P	2.79	0.41

Continued on next page...

Continued from previous page...

Atom-1	Atom-2	Interatomic distance (Å)	Clash overlap (Å)
31:DA:1210:A:H5'	31:DA:1212:G:O4'	2.21	0.41
31:DA:1221(A):C:C2	31:DA:1229:G:C2	3.09	0.41
31:DA:1284:A:H2'	31:DA:1285:G:O4'	2.21	0.41
31:DA:1290:C:H2'	31:DA:1291:C:C6	2.55	0.41
31:DA:1300:U:O2'	31:DA:1626:G:N2	2.53	0.41
31:DA:1459:G:C8	31:DA:1461:G:H1'	2.56	0.41
31:DA:1470:G:C6	31:DA:1519:G:N7	2.88	0.41
31:DA:1480:G:C6	31:DA:1481:U:N3	2.89	0.41
31:DA:1511:C:C2'	31:DA:1512:U:O5'	2.69	0.41
31:DA:1614:A:N1	48:DW:91:GLY:HA2	2.36	0.41
31:DA:1809:A:C6	31:DA:1810:A:C6	3.09	0.41
31:DA:1826:G:H2'	31:DA:1827:C:C6	2.56	0.41
31:DA:1847:A:H4'	31:DA:1848:A:OP2	2.21	0.41
31:DA:2321:G:N3	31:DA:2321:G:H2'	2.35	0.41
31:DA:2393:A:H2'	31:DA:2394:C:O4'	2.21	0.41
31:DA:2463:C:O2	31:DA:2488:A:C2	2.74	0.41
31:DA:2468:G:H5''	42:DQ:120:ILE:HD12	2.03	0.41
31:DA:2523:G:H2'	31:DA:2524:G:H5''	1.93	0.41
31:DA:2768:C:N4	31:DA:2769:C:N4	2.69	0.41
31:DA:2776:A:C2	31:DA:2778:A:C4	3.08	0.41
31:DA:2787:C:O2	34:DE:61:ARG:NH1	2.54	0.41
31:DA:2848:G:H3'	45:DT:95:ARG:O	2.21	0.41
31:DA:2884:U:C5	31:DA:2885:C:C5	3.09	0.41
32:DB:29:A:H5''	44:DS:32:LEU:HD11	2.03	0.41
32:DB:116:G:C8	32:DB:116:G:C4'	3.04	0.41
33:DD:5:LYS:HD2	33:DD:5:LYS:N	2.35	0.41
33:DD:16:MET:HE2	33:DD:16:MET:HB2	1.92	0.41
33:DD:35:LYS:HZ2	33:DD:64:ILE:C	2.15	0.41
33:DD:48:ARG:HH11	33:DD:48:ARG:CG	2.33	0.41
33:DD:61:LEU:O	33:DD:63:ARG:NH1	2.53	0.41
33:DD:231:HIS:CD2	33:DD:232:PRO:HD2	2.56	0.41
34:DE:37:ARG:NH1	34:DE:80:GLU:OE2	2.52	0.41
35:DF:9:ILE:HG12	35:DF:14:PRO:CA	2.50	0.41
35:DF:9:ILE:O	35:DF:128:ALA:HB2	2.21	0.41
35:DF:20:LEU:O	35:DF:23:ASP:CB	2.68	0.41
35:DF:108:LYS:HA	35:DF:108:LYS:HD3	1.67	0.41
35:DF:160:ASN:CG	35:DF:163:VAL:HG23	2.41	0.41
35:DF:178:PRO:C	35:DF:180:GLY:H	2.25	0.41
36:DG:15:VAL:HG13	36:DG:175:LEU:HD13	2.02	0.41
36:DG:37:VAL:HA	36:DG:158:ALA:O	2.21	0.41
36:DG:40:ASN:HD22	36:DG:91:ARG:HB2	1.85	0.41

Continued on next page...

Continued from previous page...

Atom-1	Atom-2	Interatomic distance (Å)	Clash overlap (Å)
36:DG:42:GLY:O	36:DG:44:GLY:N	2.54	0.41
37:DH:89:ILE:HB	37:DH:90:LYS:H	1.54	0.41
37:DH:158:HIS:HE2	37:DH:169:VAL:C	2.24	0.41
39:DN:1:MET:HG2	39:DN:2:LYS:N	2.36	0.41
40:DO:68:GLU:HB3	40:DO:78:ARG:NH1	2.36	0.41
41:DP:101:VAL:HB	41:DP:107:LYS:N	2.36	0.41
42:DQ:78:PRO:O	42:DQ:79:LEU:CG	2.69	0.41
42:DQ:133:ARG:O	42:DQ:134:ARG:HB2	2.21	0.41
44:DS:54:LEU:HD21	44:DS:59:LYS:O	2.20	0.41
44:DS:77:ALA:O	44:DS:80:LEU:HD12	2.21	0.41
45:DT:7:ILE:HG22	45:DT:11:GLU:OE1	2.21	0.41
45:DT:31:SER:CA	45:DT:32:TYR:CD2	3.04	0.41
45:DT:32:TYR:CD2	45:DT:81:PRO:HB2	2.55	0.41
46:DU:95:LEU:HD13	47:DV:11:GLN:HG3	2.01	0.41
47:DV:49:THR:HA	47:DV:50:PRO:HD3	1.81	0.41
49:DX:25:LYS:CG	49:DX:26:TYR:N	2.63	0.41
49:DX:80:ILE:O	49:DX:81:VAL:HB	2.19	0.41
50:DY:80:GLY:O	50:DY:81:LYS:CB	2.68	0.41
51:DZ:10:ARG:NH2	51:DZ:26:GLY:O	2.54	0.41
51:DZ:157:LEU:HA	51:DZ:158:PRO:HD2	1.89	0.41
1:AA:167:G:O2'	1:AA:168:G:H5'	2.21	0.41
1:AA:191:G:C6	1:AA:192:U:N3	2.89	0.41
1:AA:327:A:O2'	1:AA:329:A:H8	2.04	0.41
1:AA:357:G:HO2'	1:AA:358:U:H5'	1.87	0.41
1:AA:503:C:C2	1:AA:504:C:C5	3.09	0.41
1:AA:520:A:N1	1:AA:536:C:H1'	2.36	0.41
3:AC:70:VAL:HG12	3:AC:71:ALA:N	2.36	0.41
3:AC:124:ILE:HG13	3:AC:130:VAL:HG22	2.02	0.41
8:AH:88:LYS:CB	8:AH:89:PRO:HD2	2.51	0.41
9:AI:111:ARG:HG3	14:AN:61:TRP:HE1	1.86	0.41
12:AL:28:LYS:CE	12:AL:33:ARG:HH12	2.34	0.41
15:AO:39:LEU:CD1	15:AO:56:LEU:HB2	2.51	0.41
16:AP:9:PHE:HB3	16:AP:10:GLY:H	1.69	0.41
18:AR:65:ILE:H	18:AR:65:ILE:HG13	1.58	0.41
22:B0:43:THR:CG2	31:BA:2331:G:O3'	2.68	0.41
23:B1:56:GLN:HB3	23:B1:57:GLU:H	1.67	0.41
28:B6:9:LEU:HD22	28:B6:9:LEU:C	2.38	0.41
31:BA:764:A:C6	31:BA:781:A:C2	3.10	0.41
31:BA:794:G:H2'	31:BA:795:C:H6	1.82	0.41
31:BA:1330:C:O2'	31:BA:1331:A:H5'	2.21	0.41
31:BA:1831:G:H2'	31:BA:1832:C:C6	2.55	0.41

Continued on next page...

Continued from previous page...

Atom-1	Atom-2	Interatomic distance (Å)	Clash overlap (Å)
31:BA:1975:G:C2	31:BA:1976:U:C2	3.09	0.41
31:BA:2290:G:O2'	31:BA:2381:C:H1'	2.21	0.41
31:BA:2494:G:C2'	31:BA:2495:G:O5'	2.69	0.41
31:BA:2663:G:C6	31:BA:2664:G:C5	3.09	0.41
33:BD:70:TRP:CZ3	33:BD:150:LYS:HA	2.56	0.41
33:BD:98:VAL:HG23	33:BD:98:VAL:H	1.57	0.41
36:BG:107:LEU:HD11	36:BG:178:PHE:CD1	2.56	0.41
36:BG:118:ARG:HB2	36:BG:181:ARG:CZ	2.51	0.41
37:BH:89:ILE:C	37:BH:89:ILE:CD1	2.89	0.41
37:BH:136:ILE:H	37:BH:136:ILE:HG13	1.76	0.41
38:BI:25:TYR:CE1	38:BI:30:LEU:HD11	2.55	0.41
38:BI:123:LEU:HA	38:BI:142:VAL:HG21	2.03	0.41
40:BO:14:THR:HG22	40:BO:16:ALA:H	1.86	0.41
40:BO:40:VAL:HG12	40:BO:41:ALA:N	2.36	0.41
41:BP:103:ALA:O	41:BP:104:GLY:O	2.39	0.41
43:BR:97:VAL:HG22	43:BR:114:VAL:HG22	2.01	0.41
47:BV:89:GLN:NE2	47:BV:91:TYR:HD1	2.18	0.41
1:CA:175:C:C2	1:CA:176:C:C6	3.08	0.41
1:CA:451:A:N7	1:CA:481:G:C6	2.89	0.41
2:CB:35:GLU:HA	2:CB:39:ILE:O	2.21	0.41
4:CD:14:ARG:HA	4:CD:39:PRO:HG3	2.03	0.41
4:CD:101:LEU:HB2	4:CD:138:TYR:O	2.21	0.41
4:CD:106:TYR:HE1	4:CD:113:SER:CA	2.34	0.41
4:CD:109:GLY:O	4:CD:110:PHE:C	2.59	0.41
5:CE:12:LEU:CD1	5:CE:31:LEU:HB2	2.51	0.41
6:CF:89:MET:HG2	6:CF:89:MET:O	2.21	0.41
16:CP:74:LEU:HD23	16:CP:74:LEU:HA	1.79	0.41
17:CQ:78:GLU:O	17:CQ:78:GLU:HG3	2.20	0.41
20:CT:87:LYS:HE3	20:CT:91:LEU:HD21	2.03	0.41
31:DA:214:G:O2'	31:DA:215:G:O4'	2.38	0.41
31:DA:991:C:O2	31:DA:1164:G:C2	2.74	0.41
31:DA:1207:C:H6	31:DA:1207:C:O5'	2.04	0.41
31:DA:1322:A:N6	31:DA:1331:A:H61	2.18	0.41
31:DA:1764:G:O2'	31:DA:1765:C:H5'	2.21	0.41
31:DA:2078:C:C4	31:DA:2079:U:C4	3.09	0.41
31:DA:2225:A:H1'	31:DA:2226:C:OP2	2.20	0.41
31:DA:2552:U:H2'	31:DA:2554:U:OP2	2.22	0.41
31:DA:2590:A:H2'	31:DA:2591:C:C6	2.56	0.41
34:DE:33:VAL:O	34:DE:33:VAL:HG22	2.20	0.41
34:DE:50:GLY:HA3	34:DE:74:PRO:HG3	2.02	0.41
35:DF:34:TRP:HB2	41:DP:10:PRO:O	2.21	0.41

Continued on next page...

Continued from previous page...

Atom-1	Atom-2	Interatomic distance (Å)	Clash overlap (Å)
35:DF:57:VAL:HG11	35:DF:59:TYR:HD1	1.84	0.41
35:DF:65:TRP:O	35:DF:66:PRO:C	2.59	0.41
36:DG:127:GLY:HA2	36:DG:166:ASP:CB	2.40	0.41
38:DI:45:LYS:O	38:DI:48:GLU:N	2.54	0.41
38:DI:126:TYR:O	38:DI:140:LEU:N	2.47	0.41
38:DI:128:LEU:HB3	38:DI:129:THR:H	1.77	0.41
38:DI:130:TYR:CD2	38:DI:136:VAL:HG13	2.56	0.41
38:DI:130:TYR:HD2	38:DI:136:VAL:HG13	1.86	0.41
38:DI:130:TYR:HD2	38:DI:136:VAL:CG1	2.34	0.41
39:DN:18:ALA:O	39:DN:21:LYS:N	2.48	0.41
41:DP:102:ARG:O	41:DP:103:ALA:CB	2.68	0.41
41:DP:126:VAL:O	41:DP:127:ALA:HB2	2.21	0.41
42:DQ:85:LYS:O	42:DQ:86:GLY:C	2.58	0.41
43:DR:25:ALA:O	43:DR:26:LYS:C	2.59	0.41
43:DR:67:LEU:HD13	43:DR:67:LEU:HA	1.82	0.41
45:DT:50:ILE:HA	45:DT:99:LEU:CD1	2.51	0.41
45:DT:106:SER:CB	45:DT:110:ILE:HD11	2.51	0.41
46:DU:83:LEU:HD13	46:DU:113:ALA:HB2	2.02	0.41
50:DY:10:GLY:C	50:DY:27:VAL:HG22	2.40	0.41
50:DY:14:LEU:CD1	50:DY:22:GLY:HA2	2.50	0.41
1:AA:126:G:H4'	1:AA:634:C:O2	2.21	0.40
1:AA:246:A:C2	1:AA:282:A:C6	3.09	0.40
1:AA:263:A:OP2	20:AT:79:ARG:NH1	2.54	0.40
1:AA:587:G:C2	1:AA:755:G:C5	3.09	0.40
1:AA:763:G:H2'	1:AA:764:C:H6	1.86	0.40
1:AA:919:A:C2'	1:AA:920:U:O5'	2.70	0.40
1:AA:1117:G:O6	1:AA:1156:G:N2	2.51	0.40
1:AA:1248:A:O2'	9:AI:36:TYR:HE1	2.03	0.40
4:AD:43:HIS:CE1	4:AD:46:LYS:HZ2	2.36	0.40
7:AG:123:GLU:HG3	7:AG:123:GLU:O	2.21	0.40
11:AK:21:ILE:HG13	11:AK:30:VAL:CG1	2.51	0.40
11:AK:61:ALA:CB	11:AK:90:GLY:HA3	2.51	0.40
16:AP:82:GLN:N	16:AP:82:GLN:NE2	2.63	0.40
22:B0:43:THR:H	31:BA:2331:G:H4'	1.85	0.40
28:B6:36:LEU:O	28:B6:37:ARG:HD2	2.21	0.40
31:BA:108:U:H2'	31:BA:109:G:C8	2.57	0.40
31:BA:209:C:O5'	31:BA:209:C:H6	2.04	0.40
31:BA:253:C:C2'	31:BA:254:G:H5'	2.51	0.40
31:BA:282:A:C4	31:BA:359:A:C2	3.09	0.40
31:BA:484:C:O2'	31:BA:485:C:H5'	2.21	0.40
31:BA:542:C:N4	31:BA:543:C:H42	2.18	0.40

Continued on next page...

Continued from previous page...

Atom-1	Atom-2	Interatomic distance (Å)	Clash overlap (Å)
31:BA:586:A:C2	31:BA:1254:A:C2	3.10	0.40
31:BA:594:U:C2	31:BA:595:C:C5	3.08	0.40
31:BA:639:U:C2	31:BA:640:C:C5	3.09	0.40
31:BA:733:G:H8	31:BA:733:G:O5'	2.04	0.40
31:BA:1048:A:O2'	31:BA:1049:C:OP2	2.36	0.40
31:BA:1468:C:C2	31:BA:1525:G:N2	2.89	0.40
31:BA:1817:G:P	33:BD:88:ARG:HH22	2.44	0.40
31:BA:1948:G:H2'	31:BA:1949:G:H5'	2.03	0.40
31:BA:2075:U:C4	31:BA:2238:G:C6	3.08	0.40
31:BA:2358:G:C5	31:BA:2359:C:C5	3.09	0.40
31:BA:2426:A:H3'	31:BA:2427:C:H5'	2.03	0.40
31:BA:2674:G:H2'	31:BA:2675:A:O4'	2.21	0.40
31:BA:2734:A:C5'	31:BA:2734:A:C8	3.01	0.40
32:BB:59:A:H2'	32:BB:60:C:H6	1.87	0.40
34:BE:37:ARG:O	34:BE:45:THR:HA	2.21	0.40
34:BE:137:HIS:CB	34:BE:138:PRO:CD	2.99	0.40
35:BF:20:LEU:HD22	35:BF:23:ASP:OD2	2.21	0.40
35:BF:53:THR:HG23	35:BF:56:GLU:H	1.85	0.40
36:BG:175:LEU:HD23	36:BG:175:LEU:HA	1.92	0.40
37:BH:41:MET:HE2	37:BH:55:PRO:HD3	2.03	0.40
40:BO:24:VAL:CG2	40:BO:33:ALA:HB2	2.51	0.40
41:BP:121:LYS:HB3	41:BP:123:LEU:CD2	2.52	0.40
43:BR:8:ARG:NE	43:BR:8:ARG:CA	2.80	0.40
44:BS:17:ARG:C	44:BS:19:LYS:N	2.74	0.40
45:BT:47:GLY:HA3	45:BT:63:VAL:HG23	2.02	0.40
47:BV:75:PHE:CD1	47:BV:75:PHE:N	2.89	0.40
48:BW:5:ALA:CB	48:BW:50:VAL:HG23	2.51	0.40
49:BX:24:GLY:HA3	49:BX:80:ILE:HG12	2.00	0.40
50:BY:41:GLY:O	50:BY:43:ASN:OD1	2.39	0.40
50:BY:62:GLU:O	50:BY:63:LYS:HG3	2.21	0.40
1:CA:364:A:H2'	1:CA:365:U:O2	2.20	0.40
1:CA:565:U:C6	1:CA:566:G:C8	3.09	0.40
1:CA:622:A:N7	1:CA:623:C:C5	2.89	0.40
1:CA:709:G:O2'	1:CA:710:G:H5'	2.19	0.40
1:CA:748:C:C1'	1:CA:749:C:OP2	2.66	0.40
1:CA:763:G:C5	1:CA:764:C:C5	3.08	0.40
1:CA:1061:G:C4	1:CA:1197:G:N2	2.88	0.40
1:CA:1173:G:C5	1:CA:1174:G:N7	2.89	0.40
1:CA:1320:C:O2'	19:CS:73:GLU:HG2	2.21	0.40
1:CA:1352:C:O2	1:CA:1371:G:C2	2.73	0.40
2:CB:104:ASN:O	2:CB:108:ILE:HG12	2.22	0.40

Continued on next page...

Continued from previous page...

Atom-1	Atom-2	Interatomic distance (Å)	Clash overlap (Å)
2:CB:154:LEU:HD23	2:CB:154:LEU:N	2.20	0.40
7:CG:129:GLU:OE1	7:CG:131:LYS:HE2	2.20	0.40
9:CI:53:VAL:HB	9:CI:92:TYR:HE2	1.86	0.40
12:CL:62:SER:O	12:CL:64:TYR:HD1	2.03	0.40
17:CQ:59:ILE:HG22	17:CQ:60:ILE:N	2.35	0.40
22:D0:48:GLY:O	22:D0:49:LYS:C	2.59	0.40
22:D0:53:MET:HA	22:D0:58:THR:O	2.21	0.40
23:D1:34:THR:HG21	31:DA:388:G:OP1	2.11	0.40
23:D1:61:ARG:HH22	31:DA:1364:G:P	2.44	0.40
24:D2:38:GLN:HE21	24:D2:38:GLN:HB3	1.64	0.40
30:D8:34:TRP:CZ3	30:D8:41:ILE:HG22	2.55	0.40
31:DA:64:A:C2	31:DA:65:C:C2	3.09	0.40
31:DA:154(A):C:O2	31:DA:154(A):C:O4'	2.38	0.40
31:DA:311:A:C6	31:DA:328:U:C4	3.09	0.40
31:DA:736:C:O2'	31:DA:737:C:H5'	2.21	0.40
31:DA:790:C:O2'	31:DA:791:C:C5'	2.68	0.40
31:DA:814:C:H5''	47:DV:86:GLY:CA	2.45	0.40
31:DA:880:G:N2	31:DA:898:C:C4	2.89	0.40
31:DA:1034:G:H2'	31:DA:1035:U:H6	1.86	0.40
31:DA:1461:G:O2'	31:DA:1462:C:H5'	2.21	0.40
31:DA:1578:U:C2'	31:DA:1579:A:H5''	2.51	0.40
31:DA:1657:C:H2'	31:DA:1658:C:H6	1.86	0.40
31:DA:1697:G:C8	31:DA:1697:G:C5'	2.92	0.40
31:DA:2282:G:H4'	31:DA:2389:G:O2'	2.20	0.40
31:DA:2552:U:O5'	31:DA:2552:U:H6	2.04	0.40
33:DD:31:LYS:HG2	33:DD:34:VAL:HG13	2.02	0.40
38:DI:15:VAL:CG2	38:DI:16:GLY:N	2.84	0.40
38:DI:69:LYS:O	38:DI:69:LYS:HG2	2.21	0.40
38:DI:90:GLY:O	38:DI:91:SER:C	2.59	0.40
42:DQ:76:LYS:N	42:DQ:88:GLY:HA2	2.36	0.40
43:DR:29:LEU:HD12	43:DR:29:LEU:HA	1.84	0.40
43:DR:74:LYS:HD2	43:DR:77:ARG:HH21	1.86	0.40
44:DS:93:LYS:HD2	44:DS:93:LYS:HA	1.72	0.40
47:DV:2:PHE:HB3	47:DV:3:ALA:H	1.26	0.40
47:DV:13:ARG:CG	47:DV:13:ARG:O	2.69	0.40
47:DV:75:PHE:CD1	47:DV:75:PHE:N	2.88	0.40
48:DW:13:SER:O	48:DW:14:PRO:C	2.59	0.40
49:DX:18:TYR:C	49:DX:20:GLY:N	2.74	0.40
49:DX:84:ALA:C	49:DX:86:GLY:H	2.25	0.40
51:DZ:102:LEU:CD2	51:DZ:137:ILE:HB	2.51	0.40
1:AA:189:G:O6	1:AA:189(L):G:C6	2.74	0.40

Continued on next page...

Continued from previous page...

Atom-1	Atom-2	Interatomic distance (Å)	Clash overlap (Å)
1:AA:390:C:H3'	1:AA:390:C:H6	1.85	0.40
1:AA:633:G:H5'	1:AA:634:C:OP2	2.21	0.40
1:AA:635:G:O2'	1:AA:636:U:H5'	2.21	0.40
1:AA:974:A:OP1	14:AN:31:ARG:HD3	2.21	0.40
1:AA:986:A:C6	1:AA:1220:G:N1	2.90	0.40
1:AA:1159:U:C5	1:AA:1182:G:N3	2.89	0.40
1:AA:1305:G:C5'	21:AU:4:GLY:HA3	2.51	0.40
1:AA:1368:G:OP2	9:AI:112:LYS:CD	2.70	0.40
4:AD:150:GLU:HG2	4:AD:151:LYS:N	2.37	0.40
4:AD:163:GLU:C	4:AD:165:MET:N	2.75	0.40
5:AE:78:HIS:CE1	5:AE:143:ARG:H	2.39	0.40
5:AE:129:ILE:O	5:AE:132:ALA:HB3	2.22	0.40
6:AF:48:LEU:HD21	6:AF:60:PHE:CZ	2.57	0.40
8:AH:63:LEU:HB2	8:AH:65:TYR:CE1	2.56	0.40
9:AI:113:LYS:HD3	9:AI:119:ALA:O	2.21	0.40
12:AL:25:PRO:C	12:AL:27:LEU:N	2.74	0.40
14:AN:12:ARG:C	14:AN:14:PRO:HD2	2.41	0.40
16:AP:58:TYR:O	16:AP:61:SER:N	2.55	0.40
23:B1:37:ILE:HD13	23:B1:37:ILE:HA	1.71	0.40
23:B1:87:PRO:CG	23:B1:88:LYS:N	2.84	0.40
27:B5:5:PRO:C	27:B5:6:VAL:HG23	2.42	0.40
28:B6:24:GLU:HB3	28:B6:25:LYS:H	1.57	0.40
30:B8:37:SER:HB2	30:B8:38:GLY:H	1.41	0.40
31:BA:540:C:C2'	31:BA:541:C:O5'	2.69	0.40
31:BA:541:C:H2'	31:BA:542:C:C5	2.56	0.40
31:BA:783:A:O2'	31:BA:785:G:OP1	2.29	0.40
31:BA:945:A:C4	31:BA:2448:A:C2	3.09	0.40
31:BA:1027:A:N6	31:BA:1126:A:C4	2.89	0.40
31:BA:1112:G:N2	31:BA:1113:U:O2	2.54	0.40
31:BA:1140:C:OP1	39:BN:23:LEU:O	2.38	0.40
31:BA:1149:G:H2'	31:BA:1150:C:C6	2.56	0.40
31:BA:1459:G:C8	31:BA:1461:G:H1'	2.56	0.40
31:BA:1475:G:C2	31:BA:1517:G:C2	3.08	0.40
31:BA:2475:C:H6	31:BA:2475:C:C5'	2.28	0.40
31:BA:2582:G:C2	31:BA:2583:G:C8	3.09	0.40
31:BA:2663:G:C5	31:BA:2664:G:N7	2.89	0.40
31:BA:2691:C:O3'	31:BA:2871:C:H4'	2.21	0.40
31:BA:2747:G:O6	31:BA:2755:C:H5''	2.21	0.40
33:BD:147:LEU:HD11	33:BD:183:ARG:NH1	2.37	0.40
34:BE:59:VAL:HG21	34:BE:63:LEU:HD23	2.03	0.40
34:BE:101:ARG:HA	34:BE:101:ARG:HD3	1.80	0.40

Continued on next page...

Continued from previous page...

Atom-1	Atom-2	Interatomic distance (Å)	Clash overlap (Å)
34:BE:119:ARG:HG2	34:BE:160:TYR:HB2	2.02	0.40
36:BG:10:LYS:O	36:BG:15:VAL:HG23	2.21	0.40
37:BH:41:MET:HB3	37:BH:43:VAL:HG22	2.03	0.40
38:BI:114:LEU:O	38:BI:115:ALA:C	2.57	0.40
39:BN:79:PRO:CG	39:BN:80:GLY:N	2.84	0.40
40:BO:31:LYS:C	40:BO:32:TYR:HD1	2.22	0.40
41:BP:110:TYR:CZ	41:BP:111:ARG:HD2	2.55	0.40
43:BR:65:LEU:HD12	43:BR:65:LEU:HA	1.68	0.40
44:BS:77:ALA:O	44:BS:80:LEU:HD12	2.21	0.40
47:BV:53:GLU:HA	47:BV:53:GLU:OE1	2.21	0.40
49:BX:90:GLU:C	49:BX:92:LEU:H	2.25	0.40
51:BZ:166:SER:HB2	51:BZ:167:PRO:C	2.40	0.40
1:CA:47:C:H5''	1:CA:365:U:C6	2.55	0.40
1:CA:66:G:C2	1:CA:67:C:C5	3.09	0.40
1:CA:186:C:O2'	1:CA:187:C:H5'	2.22	0.40
1:CA:310:G:C5'	16:CP:31:LYS:HB2	2.50	0.40
1:CA:310:G:H5''	16:CP:31:LYS:HB2	2.03	0.40
1:CA:373:A:N3	1:CA:374:A:C8	2.90	0.40
1:CA:579:G:C5	1:CA:580:U:C4	3.10	0.40
1:CA:719:C:C5	1:CA:720:C:N3	2.90	0.40
1:CA:784:C:C4	1:CA:799:G:N1	2.89	0.40
1:CA:980:C:H5'	1:CA:981:U:C5	2.56	0.40
1:CA:1098:C:C4	1:CA:1099:G:C8	3.08	0.40
1:CA:1173:G:H2'	1:CA:1174:G:H8	1.86	0.40
1:CA:1291:G:O3'	9:CI:39:GLY:HA3	2.21	0.40
1:CA:1316:G:N2	1:CA:1319:A:OP2	2.54	0.40
1:CA:1425:U:H2'	1:CA:1426:C:H6	1.86	0.40
3:CC:27:LYS:HA	3:CC:27:LYS:HZ3	1.86	0.40
3:CC:29:TYR:OH	14:CN:54:PRO:HD2	2.21	0.40
4:CD:101:LEU:HD13	4:CD:140:VAL:HG22	2.03	0.40
4:CD:181:MET:HE2	4:CD:181:MET:HB3	1.97	0.40
9:CI:49:PRO:O	9:CI:53:VAL:HG13	2.22	0.40
9:CI:126:SER:C	9:CI:128:ARG:H	2.24	0.40
10:CJ:32:ALA:HB1	10:CJ:75:ILE:CD1	2.50	0.40
15:CO:51:HIS:O	15:CO:54:ARG:HB3	2.21	0.40
17:CQ:18:THR:CG2	17:CQ:69:LYS:HE3	2.42	0.40
24:D2:14:ARG:HE	24:D2:14:ARG:HB3	1.67	0.40
24:D2:50:ILE:O	24:D2:51:ARG:CB	2.69	0.40
24:D2:57:ILE:HG13	24:D2:58:ALA:O	2.20	0.40
25:D3:8:LEU:HD12	25:D3:31:LEU:HA	2.00	0.40
27:D5:46:CYS:SG	27:D5:47:PRO:CG	3.09	0.40

Continued on next page...

Continued from previous page...

Atom-1	Atom-2	Interatomic distance (Å)	Clash overlap (Å)
28:D6:16:CYS:O	28:D6:18:ARG:NH1	2.54	0.40
31:DA:45:C:H2'	31:DA:47:C:C6	2.56	0.40
31:DA:118:A:N3	31:DA:178:G:H1'	2.36	0.40
31:DA:485:C:H2'	31:DA:486:C:C6	2.56	0.40
31:DA:874:G:O2'	51:DZ:120:ILE:HD12	2.21	0.40
31:DA:1368:G:C2	31:DA:1369:G:C8	3.09	0.40
31:DA:1646:C:H5''	31:DA:1647:G:C5'	2.51	0.40
31:DA:1658:C:OP1	34:DE:132:HIS:O	2.38	0.40
31:DA:1833:U:O2	31:DA:1969:A:H2	2.04	0.40
31:DA:2248:C:O2	31:DA:2248:C:H2'	2.21	0.40
31:DA:2715:C:O2'	31:DA:2716:U:H5'	2.22	0.40
31:DA:2781:A:C5'	31:DA:2782:G:H5'	2.49	0.40
32:DB:14:U:O3'	32:DB:108:U:O2'	2.33	0.40
32:DB:42:C:O2	36:DG:92:VAL:HA	2.21	0.40
34:DE:3:GLY:HA3	34:DE:81:ILE:HG21	2.02	0.40
34:DE:97:LYS:O	34:DE:100:GLU:HG3	2.21	0.40
35:DF:164:ARG:HH11	35:DF:164:ARG:CG	2.28	0.40
35:DF:203:GLN:CA	35:DF:206:ILE:O	2.66	0.40
37:DH:43:VAL:CG2	37:DH:52:VAL:HG13	2.39	0.40
38:DI:49:ALA:HA	38:DI:52:ARG:HB2	2.02	0.40
42:DQ:54:MET:SD	42:DQ:118:LEU:HD23	2.62	0.40
44:DS:30:ARG:HD2	44:DS:31:SER:O	2.20	0.40
44:DS:95:HIS:O	44:DS:96:GLY:C	2.59	0.40
45:DT:30:VAL:HG21	45:DT:84:GLN:H	1.86	0.40
47:DV:13:ARG:HG3	47:DV:13:ARG:O	2.20	0.40
47:DV:62:LEU:CB	47:DV:98:GLU:HB2	2.50	0.40
48:DW:40:ASN:O	48:DW:41:LYS:HD3	2.20	0.40
49:DX:8:ILE:HD12	49:DX:8:ILE:N	2.35	0.40
50:DY:88:LYS:HZ2	50:DY:93:GLY:HA3	1.86	0.40
51:DZ:9:TYR:HE2	51:DZ:61:LEU:HD13	1.85	0.40
1:AA:103:C:O2	1:AA:172:A:H2	2.03	0.40
1:AA:137:C:N4	1:AA:226:G:H1	2.20	0.40
1:AA:148:G:H2'	1:AA:149:A:H8	1.85	0.40
1:AA:473:G:C2	1:AA:474:G:N7	2.90	0.40
1:AA:509:A:H3'	1:AA:509:A:OP2	2.21	0.40
1:AA:519:C:C2'	1:AA:520:A:O5'	2.69	0.40
1:AA:631:G:H5''	1:AA:632:A:OP1	2.21	0.40
1:AA:929:G:C6	1:AA:930:C:C4	3.09	0.40
1:AA:1250:A:C6	1:AA:1251:A:C6	3.10	0.40
3:AC:11:ARG:HE	3:AC:180:ALA:HB3	1.87	0.40
5:AE:129:ILE:O	5:AE:133:TYR:HD1	2.04	0.40

Continued on next page...

Continued from previous page...

Atom-1	Atom-2	Interatomic distance (Å)	Clash overlap (Å)
7:AG:69:VAL:HG13	7:AG:134:ALA:O	2.21	0.40
7:AG:92:SER:CB	7:AG:94:ARG:HH21	2.34	0.40
13:AM:90:LEU:O	13:AM:91:ARG:HB2	2.21	0.40
16:AP:22:THR:HB	16:AP:23:ASP:H	1.80	0.40
19:AS:9:VAL:O	19:AS:9:VAL:HG12	2.21	0.40
19:AS:62:ILE:O	19:AS:62:ILE:HG23	2.21	0.40
22:B0:20:ARG:HG3	31:BA:2356:C:H4'	2.03	0.40
23:B1:40:ARG:NH2	31:BA:2082:A:H5'	2.37	0.40
23:B1:48:LYS:HB3	23:B1:49:VAL:H	1.67	0.40
24:B2:30:ARG:HH11	24:B2:30:ARG:CG	2.33	0.40
27:B5:46:CYS:SG	27:B5:47:PRO:HG2	2.60	0.40
30:B8:8:LYS:O	30:B8:12:LYS:HG3	2.21	0.40
30:B8:39:LYS:O	30:B8:39:LYS:HE3	2.22	0.40
31:BA:203:C:H2'	31:BA:204:A:OP1	2.21	0.40
31:BA:569:U:C4	31:BA:570:G:C6	3.09	0.40
31:BA:1301:A:C8	31:BA:1303:G:C8	3.09	0.40
31:BA:1321:A:N6	31:BA:1322:A:C6	2.90	0.40
31:BA:1357:U:H2'	31:BA:1358:G:O4'	2.21	0.40
31:BA:1359:A:N7	31:BA:1372:U:C4	2.88	0.40
31:BA:1550:C:O2'	31:BA:1551:C:H5'	2.21	0.40
31:BA:1710:C:O2'	31:BA:1711:C:H5'	2.21	0.40
31:BA:1826:G:H2'	31:BA:1827:C:H6	1.87	0.40
31:BA:2063:C:C4	31:BA:2064:C:C4	3.09	0.40
31:BA:2475:C:H42	31:BA:2529:G:N2	2.07	0.40
31:BA:2526:G:C6	31:BA:2527:C:C4	3.09	0.40
31:BA:2645:G:C3'	31:BA:2646:C:H5'	2.51	0.40
31:BA:2653:U:C3'	31:BA:2654:A:H5''	2.42	0.40
31:BA:2726:U:O2'	31:BA:2727:G:H8	2.05	0.40
32:BB:92:C:H5''	51:BZ:79:ARG:HH22	1.86	0.40
35:BF:160:ASN:C	35:BF:160:ASN:ND2	2.72	0.40
36:BG:52:ILE:HG22	36:BG:54:GLU:CG	2.51	0.40
37:BH:30:LYS:NZ	37:BH:81:GLU:CA	2.83	0.40
37:BH:158:HIS:HE2	37:BH:169:VAL:C	2.21	0.40
40:BO:23:ARG:NH1	40:BO:23:ARG:CG	2.67	0.40
41:BP:71:VAL:CG1	41:BP:72:PRO:CD	2.98	0.40
42:BQ:78:PRO:O	42:BQ:79:LEU:CG	2.70	0.40
42:BQ:88:GLY:O	42:BQ:89:ASN:CB	2.66	0.40
47:BV:6:LYS:HA	47:BV:11:GLN:HA	2.04	0.40
48:BW:18:ARG:O	48:BW:19:LEU:C	2.59	0.40
48:BW:36:LEU:HD13	48:BW:48:ALA:CA	2.51	0.40
49:BX:26:TYR:OH	49:BX:89:ILE:CG2	2.69	0.40

Continued on next page...

Continued from previous page...

Atom-1	Atom-2	Interatomic distance (Å)	Clash overlap (Å)
51:BZ:42:VAL:HG13	51:BZ:43:GLU:H	1.87	0.40
1:CA:63:C:H5'	1:CA:64:G:OP2	2.21	0.40
1:CA:101:A:C6	1:CA:102:G:N7	2.90	0.40
1:CA:149:A:O2'	1:CA:150:C:C6	2.68	0.40
1:CA:428:G:H5''	4:CD:7:PRO:HB3	2.03	0.40
1:CA:689:C:O2	1:CA:689:C:H2'	2.21	0.40
1:CA:720:C:H5''	1:CA:721:G:O5'	2.21	0.40
1:CA:862:C:C2'	1:CA:863:U:H5'	2.51	0.40
1:CA:965:A:C2	1:CA:969:A:N1	2.90	0.40
1:CA:1095:U:P	1:CA:1108:G:H1	2.43	0.40
1:CA:1126:U:P	1:CA:1126:U:H6	2.45	0.40
2:CB:142:LEU:HD23	2:CB:142:LEU:C	2.42	0.40
4:CD:104:VAL:HG21	4:CD:185:PHE:CD1	2.56	0.40
5:CE:78:HIS:CE1	5:CE:143:ARG:H	2.40	0.40
8:CH:51:VAL:HB	8:CH:52:ASP:H	1.52	0.40
8:CH:87:SER:HA	8:CH:93:VAL:CG2	2.50	0.40
8:CH:88:LYS:HB3	8:CH:89:PRO:HD2	2.03	0.40
9:CI:46:ALA:HA	9:CI:78:LYS:HE3	2.02	0.40
11:CK:61:ALA:CB	11:CK:90:GLY:HA3	2.51	0.40
13:CM:44:ARG:HB3	13:CM:46:LYS:HG2	2.04	0.40
18:CR:36:ASN:ND2	18:CR:39:VAL:HG21	2.35	0.40
18:CR:50:ILE:HG12	18:CR:74:ARG:HH12	1.86	0.40
23:D1:17:SER:C	23:D1:18:ILE:HD12	2.42	0.40
23:D1:80:LEU:HD23	23:D1:80:LEU:HA	1.91	0.40
24:D2:33:MET:CG	49:DX:11:PRO:HD2	2.52	0.40
25:D3:1:MET:O	25:D3:3:ARG:N	2.55	0.40
28:D6:46:HIS:ND1	28:D6:46:HIS:O	2.55	0.40
30:D8:39:LYS:HE3	30:D8:42:ARG:HH12	1.86	0.40
31:DA:118:A:O5'	31:DA:119:A:H5''	2.20	0.40
31:DA:322:A:C5	31:DA:340:A:C2	3.10	0.40
31:DA:343:C:H2'	31:DA:344:G:H5'	2.02	0.40
31:DA:728:G:H4'	33:DD:13:ARG:HH11	1.86	0.40
31:DA:755:C:H2'	31:DA:756:C:H6	1.86	0.40
31:DA:1147:C:H2'	31:DA:1148:A:O5'	2.21	0.40
31:DA:1207:C:H2'	31:DA:1208:C:C6	2.55	0.40
31:DA:1470:G:H5''	31:DA:1471:A:OP1	2.21	0.40
31:DA:1473:G:H2'	31:DA:1474:C:O4'	2.21	0.40
31:DA:1909:C:O2	31:DA:1909:C:H2'	2.21	0.40
31:DA:1914:C:H2'	31:DA:1915:U:O4'	2.21	0.40
31:DA:2442:C:H2'	31:DA:2443:C:H6	1.86	0.40
31:DA:2694:G:C6	31:DA:2695:C:C4	3.09	0.40

Continued on next page...

Continued from previous page...

Atom-1	Atom-2	Interatomic distance (Å)	Clash overlap (Å)
34:DE:23:VAL:HA	34:DE:186:GLY:N	2.34	0.40
36:DG:161:THR:HG21	36:DG:163:ALA:HB3	2.03	0.40
36:DG:181:ARG:HE	36:DG:181:ARG:HB2	1.66	0.40
37:DH:148:ILE:O	37:DH:162:ILE:HD11	2.22	0.40
37:DH:157:TYR:CD1	37:DH:170:ARG:O	2.74	0.40
39:DN:58:ASP:C	39:DN:60:ILE:N	2.74	0.40
39:DN:99:LEU:HA	39:DN:99:LEU:HD23	1.56	0.40
42:DQ:31:ASP:O	42:DQ:133:ARG:O	2.39	0.40
42:DQ:50:ALA:O	42:DQ:53:ALA:HB3	2.22	0.40
44:DS:20:ARG:HA	44:DS:20:ARG:HD3	1.52	0.40
44:DS:24:LEU:HB3	44:DS:85:VAL:HG13	2.02	0.40
44:DS:99:LYS:N	44:DS:99:LYS:HD3	2.36	0.40
45:DT:11:GLU:OE2	45:DT:11:GLU:N	2.54	0.40
45:DT:106:SER:O	45:DT:107:ASP:OD1	2.39	0.40
47:DV:73:SER:OG	47:DV:75:PHE:CE1	2.75	0.40
48:DW:44:ALA:O	48:DW:45:TYR:C	2.59	0.40
50:DY:7:VAL:HB	50:DY:8:LYS:HZ3	1.86	0.40
51:DZ:100:VAL:C	51:DZ:123:ASP:HB2	2.41	0.40
51:DZ:166:SER:HB2	51:DZ:167:PRO:CA	2.51	0.40
1:AA:224:C:C2	1:AA:225:C:C5	3.10	0.40
1:AA:428:G:OP2	4:AD:7:PRO:HG2	2.22	0.40
1:AA:575:G:C5	1:AA:881:G:C2	3.10	0.40
1:AA:667:G:H4'	15:AO:51:HIS:ND1	2.36	0.40
1:AA:872:A:C2	1:AA:874:G:C5	3.09	0.40
1:AA:952:U:H2'	1:AA:953:G:C8	2.51	0.40
1:AA:964:A:N3	1:AA:969:A:O2'	2.41	0.40
1:AA:1244:C:C2	1:AA:1294:G:N2	2.90	0.40
3:AC:3:ASN:O	3:AC:4:LYS:O	2.39	0.40
5:AE:48:ALA:HB1	5:AE:49:PRO:CD	2.51	0.40
6:AF:24:GLU:HG3	6:AF:28:ARG:CZ	2.50	0.40
7:AG:42:ILE:HD13	7:AG:116:ALA:CB	2.52	0.40
9:AI:46:ALA:HA	9:AI:78:LYS:HE3	2.03	0.40
10:AJ:48:THR:HA	10:AJ:62:HIS:CB	2.51	0.40
19:AS:12:ASP:HB2	19:AS:15:LEU:HD23	2.02	0.40
23:B1:73:LEU:HD13	23:B1:90:ILE:CG2	2.50	0.40
24:B2:50:ILE:O	24:B2:51:ARG:CB	2.70	0.40
30:B8:29:LYS:HZ2	30:B8:44:LYS:HB2	1.86	0.40
31:BA:196:A:H2'	31:BA:196:A:N3	2.37	0.40
31:BA:363(E):U:H2'	31:BA:363(F):A:O4'	2.22	0.40
31:BA:628:G:C6	31:BA:629:G:C6	3.09	0.40
31:BA:695:G:C2	31:BA:768:G:C4	3.10	0.40

Continued on next page...

Continued from previous page...

Atom-1	Atom-2	Interatomic distance (Å)	Clash overlap (Å)
31:BA:705:A:C2'	31:BA:706:A:H5'	2.51	0.40
31:BA:1106:A:H2'	31:BA:1107:G:C8	2.57	0.40
31:BA:1132:A:H1'	39:BN:73:THR:HG21	2.03	0.40
31:BA:1177:A:H3'	31:BA:1177:A:OP2	2.21	0.40
31:BA:1207:C:H2'	31:BA:1208:C:H6	1.86	0.40
31:BA:1354:A:H2'	31:BA:1355:G:O4'	2.22	0.40
31:BA:1531:C:H3'	31:BA:1532:C:O4'	2.21	0.40
31:BA:1564:C:O2'	31:BA:1565:C:H5'	2.20	0.40
31:BA:1891:G:C6	31:BA:1892:C:C4	3.09	0.40
31:BA:1909:C:H2'	31:BA:1909:C:O2	2.20	0.40
31:BA:2197:U:O2'	31:BA:2198:A:H2'	2.21	0.40
31:BA:2641:G:H8	31:BA:2641:G:H5''	1.86	0.40
31:BA:2772:C:H2'	31:BA:2773:C:C6	2.55	0.40
33:BD:84:TYR:CD2	33:BD:84:TYR:C	2.95	0.40
35:BF:22:ALA:CB	35:BF:26:ALA:HB1	2.48	0.40
35:BF:117:ARG:HD3	35:BF:117:ARG:HA	1.74	0.40
37:BH:56:SER:OG	37:BH:61:HIS:ND1	2.53	0.40
39:BN:21:LYS:O	39:BN:61:ARG:N	2.52	0.40
39:BN:78:TYR:CD1	39:BN:79:PRO:CD	2.89	0.40
40:BO:118:ALA:HA	40:BO:119:PRO:HD2	1.66	0.40
40:BO:121:VAL:O	40:BO:121:VAL:HG12	2.20	0.40
41:BP:58:THR:O	41:BP:58:THR:HG22	2.21	0.40
42:BQ:16:ARG:CG	42:BQ:17:LEU:N	2.84	0.40
42:BQ:103:MET:HB2	42:BQ:104:PHE:CD1	2.56	0.40
43:BR:12:ARG:NE	43:BR:20:LEU:HD22	2.36	0.40
43:BR:56:LYS:HE3	43:BR:94:TYR:OH	2.21	0.40
45:BT:89:VAL:CG1	45:BT:91:ARG:HG2	2.51	0.40
47:BV:17:GLY:O	47:BV:18:LEU:HB3	2.22	0.40
47:BV:86:GLY:O	47:BV:87:HIS:CG	2.75	0.40
50:BY:50:ARG:HB3	50:BY:51:VAL:H	1.58	0.40
50:BY:80:GLY:O	50:BY:81:LYS:CB	2.69	0.40
51:BZ:10:ARG:NH2	51:BZ:26:GLY:O	2.54	0.40
1:CA:166:G:O2'	1:CA:167:G:H5'	2.21	0.40
1:CA:410:G:N2	1:CA:431:A:C8	2.90	0.40
1:CA:577:G:C1'	1:CA:816:A:C4	3.04	0.40
1:CA:818:G:C2	1:CA:820:U:O2'	2.73	0.40
1:CA:965:A:C2	1:CA:969:A:C2	3.10	0.40
1:CA:1250:A:C6	1:CA:1251:A:C6	3.10	0.40
1:CA:1255:G:O2'	1:CA:1258:G:O2'	2.33	0.40
1:CA:1281:U:C5'	1:CA:1282:C:H5	2.34	0.40
2:CB:238:LEU:O	2:CB:240:GLN:N	2.54	0.40

Continued on next page...

Continued from previous page...

Atom-1	Atom-2	Interatomic distance (Å)	Clash overlap (Å)
3:CC:19:GLU:O	3:CC:40:ARG:NH2	2.54	0.40
3:CC:134:ILE:CG2	3:CC:151:VAL:HB	2.48	0.40
4:CD:3:ARG:HD3	4:CD:5:ILE:HG13	2.02	0.40
4:CD:68:TYR:CD2	4:CD:97:LEU:HD22	2.57	0.40
4:CD:79:PHE:CG	4:CD:207:TYR:HD1	2.39	0.40
4:CD:127:THR:HA	4:CD:132:ARG:HA	2.03	0.40
5:CE:69:VAL:HG12	5:CE:71:LEU:HD21	2.03	0.40
8:CH:33:GLU:O	8:CH:34:GLU:C	2.59	0.40
16:CP:75:ARG:C	16:CP:77:ALA:H	2.23	0.40
18:CR:44:LEU:O	18:CR:45:SER:C	2.60	0.40
24:D2:24:LEU:HA	24:D2:24:LEU:HD12	1.85	0.40
30:D8:58:ILE:HG22	41:DP:49:ARG:CD	2.48	0.40
31:DA:50:U:OP2	31:DA:50:U:H4'	2.21	0.40
31:DA:540:C:C2'	31:DA:541:C:O5'	2.69	0.40
31:DA:585:G:C5	31:DA:1251:C:C4	3.08	0.40
31:DA:598:G:H5'	41:DP:15:ARG:HB2	2.04	0.40
31:DA:646:A:H5'	31:DA:646:A:N3	2.37	0.40
31:DA:814:C:C5	41:DP:27:HIS:CD2	3.10	0.40
31:DA:945:A:C6	31:DA:2448:A:C4	3.10	0.40
31:DA:1301:A:C4	31:DA:1303:G:N7	2.89	0.40
31:DA:1531:C:C3'	31:DA:1532:C:C5'	2.99	0.40
31:DA:1632:A:N6	31:DA:1633:G:N1	2.69	0.40
31:DA:1932:A:H2'	31:DA:1933:G:H5'	2.04	0.40
31:DA:1992:G:O5'	31:DA:1992:G:C8	2.74	0.40
31:DA:2494:G:O2'	31:DA:2495:G:H5'	2.22	0.40
31:DA:2586:C:C5	31:DA:2608:G:N2	2.89	0.40
31:DA:2637:U:C2'	31:DA:2638:G:H5'	2.51	0.40
31:DA:2751:G:H3'	31:DA:2752:C:C6	2.55	0.40
32:DB:52:A:O2'	32:DB:53:A:H8	2.02	0.40
32:DB:79:C:H2'	32:DB:80:U:O4'	2.22	0.40
33:DD:84:TYR:C	33:DD:84:TYR:CD2	2.95	0.40
33:DD:105:ILE:HD12	33:DD:106:ILE:N	2.37	0.40
33:DD:244:ARG:HA	33:DD:245:PRO:HA	1.77	0.40
34:DE:92:THR:O	34:DE:93:VAL:HB	2.21	0.40
35:DF:101:LEU:O	35:DF:106:ARG:HD3	2.22	0.40
35:DF:115:ALA:O	35:DF:116:ASP:C	2.60	0.40
36:DG:47:LYS:HG3	36:DG:82:LEU:CD1	2.47	0.40
36:DG:120:LEU:HD12	36:DG:179:PRO:HG2	2.02	0.40
36:DG:173:LEU:HD13	36:DG:178:PHE:CZ	2.57	0.40
37:DH:71:LEU:HA	37:DH:71:LEU:HD12	1.86	0.40
37:DH:103:LEU:HG	37:DH:105:LEU:HD13	2.03	0.40

Continued on next page...

Continued from previous page...

Atom-1	Atom-2	Interatomic distance (Å)	Clash overlap (Å)
37:DH:131:VAL:HG12	37:DH:132:ARG:N	2.37	0.40
38:DI:33:ARG:O	38:DI:35:LEU:CD2	2.69	0.40
38:DI:69:LYS:HG3	38:DI:136:VAL:HB	2.04	0.40
40:DO:2:ILE:N	40:DO:2:ILE:HD13	2.36	0.40
40:DO:22:ILE:HD13	40:DO:22:ILE:HA	1.60	0.40
42:DQ:46:GLN:O	42:DQ:47:ILE:C	2.59	0.40
50:DY:77:PRO:O	50:DY:78:ALA:CB	2.67	0.40
1:AA:66:G:C2	1:AA:67:C:C5	3.09	0.40
1:AA:66:G:C5	1:AA:67:C:C5	3.09	0.40
1:AA:109:A:C5	1:AA:326:G:C2	3.10	0.40
1:AA:174:C:C5	1:AA:175:C:C5	3.10	0.40
1:AA:292:G:N3	1:AA:309:G:C2	2.89	0.40
1:AA:329:A:C2	1:AA:332:G:C8	3.10	0.40
1:AA:408:A:C6	1:AA:409:G:C5	3.09	0.40
1:AA:516:U:C5	1:AA:517:G:C6	3.09	0.40
1:AA:725:G:H2'	1:AA:726:C:H6	1.87	0.40
1:AA:737:A:C4	1:AA:738:C:C5	3.10	0.40
1:AA:801:U:H2'	1:AA:802:A:C8	2.54	0.40
1:AA:1277:C:H3'	1:AA:1277:C:H6	1.87	0.40
1:AA:1352:C:O2	1:AA:1371:G:C2	2.74	0.40
1:AA:1379:G:O2'	1:AA:1380:U:H5'	2.22	0.40
1:AA:1421:G:C4	1:AA:1480:G:N2	2.89	0.40
2:AB:58:ILE:HD13	2:AB:58:ILE:HA	1.82	0.40
2:AB:153:ARG:O	2:AB:154:LEU:C	2.58	0.40
4:AD:170:VAL:HG22	4:AD:171:GLY:H	1.86	0.40
5:AE:120:THR:O	5:AE:121:LYS:HB2	2.20	0.40
7:AG:45:ASP:O	7:AG:49:ILE:HG12	2.22	0.40
8:AH:100:ILE:HA	8:AH:101:PRO:HD3	1.80	0.40
10:AJ:70:ARG:HG3	10:AJ:70:ARG:NH1	2.35	0.40
19:AS:56:GLN:HB2	19:AS:57:HIS:H	1.71	0.40
20:AT:84:LEU:O	20:AT:88:VAL:HG23	2.20	0.40
22:B0:16:SER:CB	31:BA:2262:U:OP2	2.70	0.40
22:B0:71:ASP:C	22:B0:72:ARG:HG2	2.38	0.40
27:B5:20:ARG:HA	27:B5:23:HIS:CD2	2.57	0.40
30:B8:32:LEU:CB	30:B8:34:TRP:HB3	2.49	0.40
31:BA:128:C:O2'	31:BA:129:C:O5'	2.37	0.40
31:BA:196:A:C4	31:BA:805:G:C6	3.09	0.40
31:BA:648:G:C2'	31:BA:649:G:H5'	2.52	0.40
31:BA:709:U:H3	31:BA:722:A:H61	1.70	0.40
31:BA:855:G:C4	31:BA:856:C:C5	3.10	0.40
31:BA:1052:C:C6	31:BA:1052:C:C3'	3.04	0.40

Continued on next page...

Continued from previous page...

Atom-1	Atom-2	Interatomic distance (Å)	Clash overlap (Å)
31:BA:2598:A:H3'	33:BD:236:GLY:HA2	2.03	0.40
31:BA:2689:U:H4'	31:BA:2690:C:H5'	2.02	0.40
31:BA:2723:C:OP2	34:BE:109:LYS:NZ	2.55	0.40
33:BD:34:VAL:C	33:BD:35:LYS:O	2.59	0.40
33:BD:35:LYS:CG	33:BD:64:ILE:H	2.29	0.40
34:BE:24:THR:HG23	34:BE:184:VAL:CG2	2.46	0.40
34:BE:37:ARG:HD3	34:BE:44:TYR:OH	2.21	0.40
35:BF:34:TRP:HB2	41:BP:10:PRO:O	2.22	0.40
35:BF:196:LEU:H	35:BF:196:LEU:HG	1.60	0.40
36:BG:45:GLU:HB2	36:BG:47:LYS:CG	2.51	0.40
37:BH:90:LYS:HD3	37:BH:90:LYS:HA	1.91	0.40
37:BH:157:TYR:HD1	37:BH:170:ARG:O	2.05	0.40
38:BI:11:ASN:C	38:BI:12:LEU:HD23	2.42	0.40
39:BN:65:LYS:O	39:BN:69:GLN:CG	2.69	0.40
40:BO:1:MET:HB2	40:BO:32:TYR:HD2	1.87	0.40
40:BO:26:LYS:HB3	40:BO:27:GLY:H	1.65	0.40
41:BP:79:ARG:NH2	41:BP:109:GLY:HA2	2.34	0.40
44:BS:28:VAL:O	44:BS:29:PHE:HB3	2.21	0.40
47:BV:62:LEU:HB3	47:BV:98:GLU:CA	2.50	0.40
50:BY:6:HIS:HB3	50:BY:35:TYR:CE1	2.57	0.40
50:BY:7:VAL:CB	50:BY:8:LYS:HD2	2.46	0.40
1:CA:246:A:C2	1:CA:282:A:C5	3.10	0.40
1:CA:293:G:C5	1:CA:294:U:C4	3.10	0.40
1:CA:308:C:H2'	1:CA:309:G:C8	2.54	0.40
1:CA:623:C:C2'	1:CA:624:C:H5'	2.52	0.40
1:CA:953:G:C6	1:CA:1229:A:C6	3.09	0.40
1:CA:1054:C:OP1	1:CA:1197:G:OP2	2.39	0.40
1:CA:1117:G:O6	1:CA:1156:G:N2	2.52	0.40
1:CA:1233:G:P	9:CI:124:GLN:HB2	2.62	0.40
1:CA:1366:C:H2'	1:CA:1367:C:H6	1.87	0.40
1:CA:1468:A:H8	1:CA:1468:A:O5'	2.05	0.40
2:CB:139:LYS:O	2:CB:142:LEU:HB3	2.22	0.40
4:CD:101:LEU:O	4:CD:103:ASN:N	2.55	0.40
4:CD:150:GLU:CD	4:CD:150:GLU:H	2.25	0.40
5:CE:75:THR:HG23	5:CE:76:ILE:N	2.35	0.40
6:CF:82:ARG:HH11	6:CF:82:ARG:CA	2.33	0.40
8:CH:20:TYR:HA	8:CH:65:TYR:HE2	1.81	0.40
10:CJ:8:LEU:O	10:CJ:16:LEU:HD21	2.21	0.40
10:CJ:54:PHE:HZ	10:CJ:55:LYS:HZ1	1.67	0.40
12:CL:52:LEU:HD23	12:CL:52:LEU:HA	1.96	0.40
16:CP:20:VAL:HG22	16:CP:32:TYR:HB2	2.04	0.40

Continued on next page...

Continued from previous page...

Atom-1	Atom-2	Interatomic distance (Å)	Clash overlap (Å)
16:CP:43:LYS:HG3	16:CP:48:TRP:CE3	2.56	0.40
20:CT:92:LEU:C	20:CT:94:ALA:H	2.24	0.40
23:D1:37:ILE:HG13	31:DA:2079:U:O3'	2.21	0.40
31:DA:524:U:H2'	31:DA:525:U:C6	2.56	0.40
31:DA:530:G:O6	31:DA:2023:G:OP1	2.38	0.40
31:DA:547:A:C8	31:DA:549:G:C6	3.05	0.40
31:DA:635:C:O2'	31:DA:639:U:OP1	2.38	0.40
31:DA:675:A:C8	31:DA:804:A:C6	3.10	0.40
31:DA:778:G:C6	31:DA:779:U:C4	3.09	0.40
31:DA:784:A:C8	31:DA:792:G:C5	3.10	0.40
31:DA:907:U:O2'	42:DQ:101:ARG:NH2	2.51	0.40
31:DA:970:C:H2'	31:DA:971:C:C6	2.56	0.40
31:DA:1324:G:H4'	31:DA:1616:A:C2	2.57	0.40
31:DA:1429:G:C5	31:DA:1568:G:C6	3.09	0.40
31:DA:1450(A):C:N4	31:DA:1451:C:H41	2.19	0.40
31:DA:1505:C:H2'	31:DA:1506:C:O5'	2.21	0.40
31:DA:1508:A:H2'	31:DA:1509:C:OP1	2.22	0.40
31:DA:1721:G:O6	31:DA:1739:U:H5'	2.22	0.40
31:DA:2275:C:H5'	31:DA:2275:C:C6	2.56	0.40
31:DA:2352:A:C4	31:DA:2366:A:C2	3.10	0.40
31:DA:2419:U:H2'	31:DA:2420:C:C6	2.57	0.40
31:DA:2452:C:N4	31:DA:2453:A:N6	2.70	0.40
31:DA:2494:G:C2'	31:DA:2495:G:O5'	2.70	0.40
31:DA:2619:C:H2'	31:DA:2620:C:C6	2.54	0.40
32:DB:41:U:H2'	32:DB:42:C:OP1	2.22	0.40
32:DB:74:U:H3'	32:DB:75:G:H5''	2.04	0.40
33:DD:25:THR:CG2	33:DD:82:ILE:N	2.84	0.40
33:DD:218:ARG:HD3	33:DD:218:ARG:HH11	1.74	0.40
34:DE:75:VAL:C	34:DE:77:ILE:H	2.25	0.40
35:DF:96:ASP:OD1	35:DF:96:ASP:C	2.58	0.40
35:DF:139:PHE:CD2	35:DF:139:PHE:C	2.95	0.40
35:DF:160:ASN:ND2	35:DF:163:VAL:H	2.19	0.40
38:DI:125:GLU:OE1	38:DI:141:LYS:HG2	2.21	0.40
38:DI:129:THR:CG2	38:DI:130:TYR:N	2.84	0.40
42:DQ:77:LYS:HA	42:DQ:78:PRO:HD3	1.93	0.40
47:DV:18:LEU:O	47:DV:19:LYS:HB2	2.22	0.40
49:DX:47:PHE:O	49:DX:48:LYS:C	2.60	0.40

All (1) symmetry-related close contacts are listed below. The label for Atom-2 includes the symmetry operator and encoded unit-cell translations to be applied.

Atom-1	Atom-2	Interatomic distance (Å)	Clash overlap (Å)
24:B2:12:GLU:CB	31:DA:306:U:OP1[1_455]	2.15	0.05

5.3 Torsion angles [i](#)

5.3.1 Protein backbone [i](#)

In the following table, the Percentiles column shows the percent Ramachandran outliers of the chain as a percentile score with respect to all X-ray entries followed by that with respect to entries of similar resolution.

The Analysed column shows the number of residues for which the backbone conformation was analysed, and the total number of residues.

Mol	Chain	Analysed	Favoured	Allowed	Outliers	Percentiles	
2	AB	233/256 (91%)	178 (76%)	38 (16%)	17 (7%)	1	5
2	CB	233/256 (91%)	177 (76%)	39 (17%)	17 (7%)	1	5
3	AC	205/239 (86%)	155 (76%)	36 (18%)	14 (7%)	1	6
3	CC	205/239 (86%)	155 (76%)	37 (18%)	13 (6%)	1	7
4	AD	206/209 (99%)	138 (67%)	52 (25%)	16 (8%)	1	4
4	CD	206/209 (99%)	137 (66%)	55 (27%)	14 (7%)	1	6
5	AE	149/162 (92%)	105 (70%)	31 (21%)	13 (9%)	1	3
5	CE	149/162 (92%)	103 (69%)	33 (22%)	13 (9%)	1	3
6	AF	99/101 (98%)	76 (77%)	15 (15%)	8 (8%)	1	4
6	CF	99/101 (98%)	76 (77%)	14 (14%)	9 (9%)	1	3
7	AG	153/156 (98%)	130 (85%)	19 (12%)	4 (3%)	5	27
7	CG	153/156 (98%)	131 (86%)	18 (12%)	4 (3%)	5	27
8	AH	136/138 (99%)	98 (72%)	31 (23%)	7 (5%)	2	12
8	CH	136/138 (99%)	98 (72%)	31 (23%)	7 (5%)	2	12
9	AI	123/128 (96%)	92 (75%)	24 (20%)	7 (6%)	1	10
9	CI	123/128 (96%)	94 (76%)	22 (18%)	7 (6%)	1	10
10	AJ	97/105 (92%)	81 (84%)	11 (11%)	5 (5%)	2	12
10	CJ	97/105 (92%)	81 (84%)	11 (11%)	5 (5%)	2	12
11	AK	117/129 (91%)	87 (74%)	26 (22%)	4 (3%)	3	20
11	CK	117/129 (91%)	86 (74%)	27 (23%)	4 (3%)	3	20
12	AL	123/135 (91%)	82 (67%)	31 (25%)	10 (8%)	1	4

Continued on next page...

Continued from previous page...

Mol	Chain	Analysed	Favoured	Allowed	Outliers	Percentiles	
12	CL	123/135 (91%)	83 (68%)	29 (24%)	11 (9%)	1	3
13	AM	107/126 (85%)	84 (78%)	17 (16%)	6 (6%)	2	10
13	CM	107/126 (85%)	84 (78%)	17 (16%)	6 (6%)	2	10
14	AN	58/61 (95%)	45 (78%)	11 (19%)	2 (3%)	3	20
14	CN	58/61 (95%)	44 (76%)	12 (21%)	2 (3%)	3	20
15	AO	86/89 (97%)	62 (72%)	19 (22%)	5 (6%)	1	10
15	CO	86/89 (97%)	61 (71%)	21 (24%)	4 (5%)	2	14
16	AP	82/88 (93%)	48 (58%)	27 (33%)	7 (8%)	1	4
16	CP	82/88 (93%)	47 (57%)	29 (35%)	6 (7%)	1	5
17	AQ	98/105 (93%)	74 (76%)	18 (18%)	6 (6%)	1	8
17	CQ	98/105 (93%)	73 (74%)	19 (19%)	6 (6%)	1	8
18	AR	68/88 (77%)	52 (76%)	11 (16%)	5 (7%)	1	5
18	CR	68/88 (77%)	51 (75%)	13 (19%)	4 (6%)	1	9
19	AS	77/93 (83%)	58 (75%)	13 (17%)	6 (8%)	1	4
19	CS	77/93 (83%)	59 (77%)	12 (16%)	6 (8%)	1	4
20	AT	97/106 (92%)	69 (71%)	19 (20%)	9 (9%)	0	3
20	CT	97/106 (92%)	65 (67%)	23 (24%)	9 (9%)	0	3
21	AU	23/27 (85%)	18 (78%)	4 (17%)	1 (4%)	2	15
21	CU	23/27 (85%)	18 (78%)	4 (17%)	1 (4%)	2	15
22	B0	83/85 (98%)	65 (78%)	14 (17%)	4 (5%)	2	13
22	D0	83/85 (98%)	64 (77%)	15 (18%)	4 (5%)	2	13
23	B1	87/98 (89%)	48 (55%)	17 (20%)	22 (25%)	0	0
23	D1	87/98 (89%)	45 (52%)	19 (22%)	23 (26%)	0	0
24	B2	49/72 (68%)	23 (47%)	19 (39%)	7 (14%)	0	1
24	D2	49/72 (68%)	23 (47%)	18 (37%)	8 (16%)	0	1
25	B3	58/60 (97%)	52 (90%)	4 (7%)	2 (3%)	3	20
25	D3	58/60 (97%)	51 (88%)	5 (9%)	2 (3%)	3	20
26	B4	30/71 (42%)	5 (17%)	11 (37%)	14 (47%)	0	0
26	D4	30/71 (42%)	5 (17%)	10 (33%)	15 (50%)	0	0
27	B5	57/60 (95%)	38 (67%)	11 (19%)	8 (14%)	0	1
27	D5	57/60 (95%)	36 (63%)	14 (25%)	7 (12%)	0	1

Continued on next page...

Continued from previous page...

Mol	Chain	Analysed	Favoured	Allowed	Outliers	Percentiles	
28	B6	41/54 (76%)	21 (51%)	6 (15%)	14 (34%)	0	0
28	D6	41/54 (76%)	19 (46%)	8 (20%)	14 (34%)	0	0
29	B7	47/49 (96%)	41 (87%)	4 (8%)	2 (4%)	2	15
29	D7	47/49 (96%)	40 (85%)	4 (8%)	3 (6%)	1	7
30	B8	62/65 (95%)	42 (68%)	11 (18%)	9 (14%)	0	1
30	D8	62/65 (95%)	41 (66%)	12 (19%)	9 (14%)	0	1
33	BD	270/276 (98%)	208 (77%)	45 (17%)	17 (6%)	1	7
33	DD	270/276 (98%)	207 (77%)	47 (17%)	16 (6%)	1	9
34	BE	203/206 (98%)	138 (68%)	37 (18%)	28 (14%)	0	1
34	DE	203/206 (98%)	138 (68%)	38 (19%)	27 (13%)	0	1
35	BF	206/210 (98%)	160 (78%)	30 (15%)	16 (8%)	1	4
35	DF	206/210 (98%)	156 (76%)	33 (16%)	17 (8%)	1	4
36	BG	177/182 (97%)	128 (72%)	35 (20%)	14 (8%)	1	4
36	DG	177/182 (97%)	127 (72%)	36 (20%)	14 (8%)	1	4
37	BH	158/180 (88%)	92 (58%)	41 (26%)	25 (16%)	0	1
37	DH	158/180 (88%)	93 (59%)	39 (25%)	26 (16%)	0	0
38	BI	144/148 (97%)	88 (61%)	32 (22%)	24 (17%)	0	0
38	DI	144/148 (97%)	87 (60%)	35 (24%)	22 (15%)	0	1
39	BN	137/140 (98%)	87 (64%)	32 (23%)	18 (13%)	0	1
39	DN	137/140 (98%)	88 (64%)	32 (23%)	17 (12%)	0	1
40	BO	120/122 (98%)	101 (84%)	16 (13%)	3 (2%)	5	28
40	DO	120/122 (98%)	99 (82%)	17 (14%)	4 (3%)	4	21
41	BP	144/150 (96%)	77 (54%)	17 (12%)	50 (35%)	0	0
41	DP	144/150 (96%)	76 (53%)	18 (12%)	50 (35%)	0	0
42	BQ	134/141 (95%)	92 (69%)	28 (21%)	14 (10%)	0	2
42	DQ	134/141 (95%)	96 (72%)	23 (17%)	15 (11%)	0	2
43	BR	115/118 (98%)	78 (68%)	29 (25%)	8 (7%)	1	6
43	DR	115/118 (98%)	82 (71%)	24 (21%)	9 (8%)	1	4
44	BS	97/112 (87%)	49 (50%)	24 (25%)	24 (25%)	0	0
44	DS	97/112 (87%)	49 (50%)	23 (24%)	25 (26%)	0	0
45	BT	130/146 (89%)	89 (68%)	21 (16%)	20 (15%)	0	1

Continued on next page...

Continued from previous page...

Mol	Chain	Analysed	Favoured	Allowed	Outliers	Percentiles	
45	DT	130/146 (89%)	90 (69%)	21 (16%)	19 (15%)	0	1
46	BU	115/118 (98%)	77 (67%)	27 (24%)	11 (10%)	0	3
46	DU	115/118 (98%)	74 (64%)	29 (25%)	12 (10%)	0	2
47	BV	97/101 (96%)	54 (56%)	15 (16%)	28 (29%)	0	0
47	DV	97/101 (96%)	52 (54%)	18 (19%)	27 (28%)	0	0
48	BW	111/113 (98%)	88 (79%)	15 (14%)	8 (7%)	1	5
48	DW	111/113 (98%)	89 (80%)	15 (14%)	7 (6%)	1	7
49	BX	91/96 (95%)	47 (52%)	22 (24%)	22 (24%)	0	0
49	DX	91/96 (95%)	48 (53%)	22 (24%)	21 (23%)	0	0
50	BY	99/110 (90%)	45 (46%)	22 (22%)	32 (32%)	0	0
50	DY	99/110 (90%)	46 (46%)	21 (21%)	32 (32%)	0	0
51	BZ	175/206 (85%)	113 (65%)	43 (25%)	19 (11%)	0	2
51	DZ	175/206 (85%)	113 (65%)	44 (25%)	18 (10%)	0	2
All	All	11148/12060 (92%)	7735 (69%)	2187 (20%)	1226 (11%)	0	2

All (1226) Ramachandran outliers are listed below:

Mol	Chain	Res	Type
2	AB	15	VAL
2	AB	24	TRP
2	AB	154	LEU
2	AB	165	VAL
2	AB	194	PRO
2	AB	195	ASP
2	AB	226	ARG
3	AC	4	LYS
3	AC	12	LEU
3	AC	101	LEU
3	AC	189	ALA
4	AD	3	ARG
4	AD	4	TYR
4	AD	14	ARG
4	AD	53	ASP
4	AD	129	ASN
5	AE	73	ASN
5	AE	121	LYS
6	AF	39	LYS

Continued on next page...

Continued from previous page...

Mol	Chain	Res	Type
6	AF	40	VAL
6	AF	81	ILE
7	AG	33	ASP
9	AI	23	ASN
9	AI	107	ARG
10	AJ	59	SER
11	AK	100	ALA
12	AL	47	LYS
12	AL	115	LYS
13	AM	12	ASN
13	AM	83	ASP
13	AM	106	ASN
16	AP	17	TYR
16	AP	19	ILE
17	AQ	34	LYS
20	AT	9	ASN
20	AT	11	SER
20	AT	95	ALA
22	B0	14	ARG
22	B0	44	ARG
23	B1	11	ARG
23	B1	14	VAL
23	B1	48	LYS
23	B1	64	ALA
23	B1	65	SER
23	B1	81	LYS
24	B2	16	LEU
24	B2	35	LEU
24	B2	46	GLN
24	B2	52	ASP
26	B4	6	HIS
26	B4	7	PRO
26	B4	10	VAL
26	B4	16	CYS
26	B4	24	THR
26	B4	25	TYR
26	B4	27	THR
26	B4	29	PRO
27	B5	4	HIS
27	B5	47	PRO
27	B5	49	CYS
27	B5	57	VAL

Continued on next page...

Continued from previous page...

Mol	Chain	Res	Type
28	B6	20	ASN
28	B6	31	PRO
28	B6	33	LYS
28	B6	49	HIS
28	B6	52	VAL
30	B8	32	LEU
30	B8	35	GLN
30	B8	36	LYS
30	B8	37	SER
30	B8	52	LYS
33	BD	26	LYS
33	BD	28	GLU
33	BD	32	SER
33	BD	159	ALA
33	BD	225	ALA
33	BD	241	PRO
33	BD	272	ALA
34	BE	54	GLN
34	BE	60	ASN
34	BE	61	ARG
34	BE	77	ILE
34	BE	82	ARG
34	BE	88	GLY
34	BE	93	VAL
34	BE	118	LYS
34	BE	131	ALA
34	BE	185	LYS
34	BE	200	GLU
35	BF	2	LYS
35	BF	14	PRO
35	BF	66	PRO
35	BF	89	VAL
36	BG	14	GLU
36	BG	82	LEU
36	BG	86	MET
36	BG	87	PRO
36	BG	90	LEU
37	BH	41	MET
37	BH	47	GLU
37	BH	55	PRO
37	BH	56	SER
37	BH	83	TYR

Continued on next page...

Continued from previous page...

Mol	Chain	Res	Type
37	BH	89	ILE
37	BH	90	LYS
37	BH	138	LYS
37	BH	153	LYS
37	BH	154	PRO
37	BH	155	SER
37	BH	156	ALA
37	BH	157	TYR
37	BH	165	ALA
38	BI	11	ASN
38	BI	68	LEU
38	BI	86	THR
38	BI	91	SER
38	BI	133	HIS
38	BI	145	VAL
39	BN	58	ASP
39	BN	63	THR
39	BN	64	GLY
39	BN	74	ARG
39	BN	78	TYR
39	BN	79	PRO
39	BN	92	ALA
39	BN	130	HIS
40	BO	48	PRO
41	BP	12	ALA
41	BP	14	LYS
41	BP	15	ARG
41	BP	17	LYS
41	BP	18	ARG
41	BP	35	HIS
41	BP	36	LYS
41	BP	40	SER
41	BP	42	SER
41	BP	47	ASP
41	BP	49	ARG
41	BP	52	GLU
41	BP	56	SER
41	BP	57	THR
41	BP	58	THR
41	BP	74	GLU
41	BP	103	ALA
41	BP	106	LEU

Continued on next page...

Continued from previous page...

Mol	Chain	Res	Type
41	BP	141	ALA
41	BP	147	LEU
42	BQ	8	LYS
42	BQ	13	GLN
42	BQ	30	GLY
42	BQ	79	LEU
42	BQ	90	VAL
42	BQ	134	ARG
43	BR	4	LEU
43	BR	5	LYS
43	BR	107	ASP
43	BR	117	VAL
44	BS	57	LYS
44	BS	59	LYS
44	BS	67	ARG
44	BS	88	ASP
44	BS	89	ARG
44	BS	92	TYR
44	BS	102	ALA
45	BT	18	ASP
45	BT	24	PRO
45	BT	26	ASP
45	BT	31	SER
45	BT	33	LYS
45	BT	36	GLU
45	BT	80	SER
45	BT	94	ALA
45	BT	107	ASP
45	BT	115	ARG
46	BU	9	VAL
46	BU	32	PHE
47	BV	19	LYS
47	BV	23	GLU
47	BV	44	LYS
47	BV	47	VAL
47	BV	51	VAL
47	BV	68	LYS
47	BV	86	GLY
47	BV	90	PRO
49	BX	25	LYS
49	BX	34	ALA
49	BX	36	LYS

Continued on next page...

Continued from previous page...

Mol	Chain	Res	Type
49	BX	37	THR
49	BX	40	LYS
49	BX	60	ARG
49	BX	65	ARG
49	BX	71	GLY
49	BX	77	LYS
49	BX	84	ALA
49	BX	86	GLY
49	BX	89	ILE
50	BY	3	VAL
50	BY	16	ALA
50	BY	17	SER
50	BY	38	ILE
50	BY	42	VAL
50	BY	47	LYS
50	BY	56	PRO
50	BY	62	GLU
50	BY	66	PRO
50	BY	77	PRO
50	BY	78	ALA
50	BY	90	LEU
50	BY	99	CYS
50	BY	101	LYS
51	BZ	65	GLN
51	BZ	101	PRO
51	BZ	112	ARG
2	CB	15	VAL
2	CB	24	TRP
2	CB	84	GLU
2	CB	154	LEU
2	CB	165	VAL
2	CB	194	PRO
2	CB	195	ASP
2	CB	226	ARG
3	CC	4	LYS
3	CC	12	LEU
3	CC	101	LEU
3	CC	189	ALA
4	CD	3	ARG
4	CD	14	ARG
4	CD	53	ASP
4	CD	129	ASN

Continued on next page...

Continued from previous page...

Mol	Chain	Res	Type
5	CE	73	ASN
5	CE	121	LYS
6	CF	13	ASN
6	CF	40	VAL
6	CF	81	ILE
7	CG	33	ASP
9	CI	23	ASN
9	CI	107	ARG
10	CJ	59	SER
11	CK	100	ALA
12	CL	47	LYS
12	CL	115	LYS
13	CM	12	ASN
13	CM	83	ASP
13	CM	106	ASN
16	CP	17	TYR
16	CP	19	ILE
20	CT	11	SER
20	CT	95	ALA
22	D0	5	LYS
22	D0	14	ARG
22	D0	44	ARG
23	D1	10	LYS
23	D1	11	ARG
23	D1	14	VAL
23	D1	48	LYS
23	D1	64	ALA
23	D1	65	SER
23	D1	81	LYS
24	D2	16	LEU
24	D2	35	LEU
24	D2	46	GLN
24	D2	52	ASP
26	D4	6	HIS
26	D4	7	PRO
26	D4	10	VAL
26	D4	16	CYS
26	D4	24	THR
26	D4	25	TYR
26	D4	27	THR
26	D4	29	PRO
27	D5	4	HIS

Continued on next page...

Continued from previous page...

Mol	Chain	Res	Type
27	D5	47	PRO
27	D5	49	CYS
27	D5	57	VAL
28	D6	15	GLU
28	D6	20	ASN
28	D6	31	PRO
28	D6	33	LYS
28	D6	34	LEU
28	D6	49	HIS
28	D6	52	VAL
30	D8	32	LEU
30	D8	35	GLN
30	D8	37	SER
30	D8	52	LYS
33	DD	26	LYS
33	DD	28	GLU
33	DD	32	SER
33	DD	159	ALA
33	DD	225	ALA
33	DD	241	PRO
33	DD	272	ALA
34	DE	4	ILE
34	DE	54	GLN
34	DE	61	ARG
34	DE	77	ILE
34	DE	82	ARG
34	DE	88	GLY
34	DE	93	VAL
34	DE	118	LYS
34	DE	131	ALA
34	DE	200	GLU
35	DF	2	LYS
35	DF	14	PRO
35	DF	20	LEU
35	DF	66	PRO
36	DG	14	GLU
36	DG	82	LEU
36	DG	86	MET
36	DG	87	PRO
36	DG	90	LEU
37	DH	41	MET
37	DH	47	GLU

Continued on next page...

Continued from previous page...

Mol	Chain	Res	Type
37	DH	55	PRO
37	DH	83	TYR
37	DH	89	ILE
37	DH	90	LYS
37	DH	138	LYS
37	DH	153	LYS
37	DH	154	PRO
37	DH	155	SER
37	DH	156	ALA
37	DH	157	TYR
37	DH	165	ALA
38	DI	11	ASN
38	DI	68	LEU
38	DI	86	THR
38	DI	91	SER
38	DI	133	HIS
38	DI	145	VAL
39	DN	58	ASP
39	DN	63	THR
39	DN	64	GLY
39	DN	74	ARG
39	DN	78	TYR
39	DN	79	PRO
39	DN	92	ALA
39	DN	130	HIS
40	DO	48	PRO
41	DP	12	ALA
41	DP	14	LYS
41	DP	15	ARG
41	DP	17	LYS
41	DP	18	ARG
41	DP	35	HIS
41	DP	36	LYS
41	DP	40	SER
41	DP	42	SER
41	DP	47	ASP
41	DP	49	ARG
41	DP	52	GLU
41	DP	56	SER
41	DP	57	THR
41	DP	58	THR
41	DP	74	GLU

Continued on next page...

Continued from previous page...

Mol	Chain	Res	Type
41	DP	103	ALA
41	DP	104	GLY
41	DP	106	LEU
41	DP	141	ALA
41	DP	147	LEU
42	DQ	8	LYS
42	DQ	13	GLN
42	DQ	30	GLY
42	DQ	79	LEU
42	DQ	90	VAL
42	DQ	134	ARG
43	DR	4	LEU
43	DR	5	LYS
43	DR	107	ASP
43	DR	117	VAL
44	DS	57	LYS
44	DS	59	LYS
44	DS	67	ARG
44	DS	88	ASP
44	DS	89	ARG
44	DS	92	TYR
44	DS	102	ALA
45	DT	18	ASP
45	DT	24	PRO
45	DT	26	ASP
45	DT	31	SER
45	DT	33	LYS
45	DT	35	LYS
45	DT	36	GLU
45	DT	80	SER
45	DT	107	ASP
45	DT	115	ARG
46	DU	9	VAL
46	DU	32	PHE
46	DU	52	ARG
46	DU	91	ASP
47	DV	19	LYS
47	DV	23	GLU
47	DV	44	LYS
47	DV	47	VAL
47	DV	51	VAL
47	DV	86	GLY

Continued on next page...

Continued from previous page...

Mol	Chain	Res	Type
47	DV	90	PRO
49	DX	25	LYS
49	DX	34	ALA
49	DX	36	LYS
49	DX	37	THR
49	DX	40	LYS
49	DX	60	ARG
49	DX	77	LYS
49	DX	84	ALA
49	DX	86	GLY
49	DX	89	ILE
50	DY	3	VAL
50	DY	16	ALA
50	DY	17	SER
50	DY	38	ILE
50	DY	42	VAL
50	DY	47	LYS
50	DY	56	PRO
50	DY	62	GLU
50	DY	66	PRO
50	DY	77	PRO
50	DY	78	ALA
50	DY	90	LEU
50	DY	99	CYS
50	DY	101	LYS
51	DZ	65	GLN
51	DZ	112	ARG
2	AB	18	GLY
2	AB	84	GLU
2	AB	232	PRO
2	AB	239	VAL
3	AC	18	TRP
3	AC	47	LEU
3	AC	100	ALA
3	AC	145	GLY
4	AD	10	ARG
4	AD	13	ARG
4	AD	17	VAL
4	AD	44	GLY
4	AD	47	ARG
4	AD	110	PHE
5	AE	27	ARG

Continued on next page...

Continued from previous page...

Mol	Chain	Res	Type
5	AE	108	ALA
5	AE	132	ALA
5	AE	146	ALA
5	AE	153	LYS
6	AF	13	ASN
7	AG	7	ALA
8	AH	2	LEU
8	AH	51	VAL
8	AH	54	ASP
9	AI	100	GLY
9	AI	124	GLN
10	AJ	23	ILE
10	AJ	36	GLY
11	AK	63	LEU
12	AL	23	LYS
12	AL	28	LYS
12	AL	91	LYS
12	AL	106	ASP
13	AM	100	GLY
16	AP	28	ARG
17	AQ	78	GLU
18	AR	45	SER
18	AR	54	ARG
19	AS	27	GLU
19	AS	28	LYS
20	AT	74	LYS
22	B0	5	LYS
23	B1	10	LYS
23	B1	26	ARG
23	B1	33	LYS
23	B1	49	VAL
23	B1	79	GLY
23	B1	83	GLU
23	B1	86	SER
23	B1	87	PRO
24	B2	42	GLY
24	B2	49	LYS
26	B4	20	ASN
27	B5	48	GLU
28	B6	15	GLU
28	B6	23	THR
28	B6	29	ASN

Continued on next page...

Continued from previous page...

Mol	Chain	Res	Type
28	B6	34	LEU
28	B6	44	ARG
30	B8	31	HIS
33	BD	3	VAL
33	BD	156	ALA
34	BE	4	ILE
34	BE	33	VAL
34	BE	71	GLY
34	BE	72	VAL
34	BE	76	ARG
35	BF	20	LEU
35	BF	133	ASN
35	BF	206	ILE
36	BG	30	GLU
36	BG	47	LYS
36	BG	49	ASP
36	BG	96	ARG
36	BG	153	ARG
37	BH	84	SER
37	BH	93	GLY
37	BH	139	GLN
37	BH	158	HIS
38	BI	15	VAL
38	BI	88	ILE
38	BI	120	ILE
38	BI	144	VAL
39	BN	57	ALA
39	BN	73	THR
39	BN	83	LYS
39	BN	98	VAL
39	BN	125	GLY
40	BO	5	GLN
41	BP	10	PRO
41	BP	25	SER
41	BP	31	ALA
41	BP	34	GLY
41	BP	37	GLY
41	BP	98	GLU
41	BP	104	GLY
41	BP	107	LYS
41	BP	108	LYS
41	BP	109	GLY

Continued on next page...

Continued from previous page...

Mol	Chain	Res	Type
41	BP	132	LYS
42	BQ	11	LYS
42	BQ	19	GLY
42	BQ	21	THR
42	BQ	62	GLY
42	BQ	83	MET
44	BS	58	LEU
44	BS	77	ALA
44	BS	85	VAL
44	BS	90	GLY
44	BS	94	TYR
44	BS	96	GLY
44	BS	100	ALA
44	BS	106	ARG
45	BT	32	TYR
45	BT	35	LYS
45	BT	58	ASN
46	BU	26	GLY
46	BU	52	ARG
46	BU	89	GLU
46	BU	91	ASP
46	BU	92	ARG
47	BV	41	GLY
47	BV	50	PRO
47	BV	54	GLY
47	BV	55	ALA
47	BV	69	LYS
47	BV	70	ILE
47	BV	72	VAL
47	BV	74	LYS
48	BW	45	TYR
48	BW	63	ASP
48	BW	65	LEU
49	BX	19	ALA
49	BX	24	GLY
49	BX	59	VAL
49	BX	69	TYR
49	BX	81	VAL
50	BY	18	GLY
50	BY	27	VAL
50	BY	55	TYR
50	BY	80	GLY

Continued on next page...

Continued from previous page...

Mol	Chain	Res	Type
50	BY	98	VAL
51	BZ	64	GLY
51	BZ	119	GLU
51	BZ	168	GLU
2	CB	18	GLY
2	CB	56	ARG
2	CB	232	PRO
2	CB	239	VAL
3	CC	15	THR
3	CC	18	TRP
3	CC	47	LEU
3	CC	100	ALA
3	CC	145	GLY
4	CD	4	TYR
4	CD	10	ARG
4	CD	13	ARG
4	CD	44	GLY
4	CD	47	ARG
4	CD	110	PHE
5	CE	27	ARG
5	CE	108	ALA
5	CE	132	ALA
5	CE	140	ARG
5	CE	146	ALA
5	CE	153	LYS
6	CF	39	LYS
7	CG	7	ALA
8	CH	51	VAL
8	CH	54	ASP
8	CH	133	LEU
9	CI	100	GLY
10	CJ	23	ILE
10	CJ	36	GLY
11	CK	63	LEU
12	CL	23	LYS
12	CL	28	LYS
12	CL	91	LYS
12	CL	106	ASP
13	CM	100	GLY
17	CQ	34	LYS
17	CQ	78	GLU
18	CR	45	SER

Continued on next page...

Continued from previous page...

Mol	Chain	Res	Type
18	CR	54	ARG
19	CS	27	GLU
19	CS	28	LYS
20	CT	9	ASN
20	CT	74	LYS
23	D1	26	ARG
23	D1	33	LYS
23	D1	49	VAL
23	D1	79	GLY
23	D1	83	GLU
23	D1	87	PRO
24	D2	42	GLY
24	D2	49	LYS
25	D3	13	ILE
26	D4	20	ASN
28	D6	23	THR
28	D6	29	ASN
28	D6	44	ARG
30	D8	31	HIS
30	D8	36	LYS
33	DD	3	VAL
33	DD	156	ALA
34	DE	29	GLY
34	DE	33	VAL
34	DE	60	ASN
34	DE	71	GLY
34	DE	72	VAL
34	DE	185	LYS
35	DF	89	VAL
35	DF	133	ASN
35	DF	176	LEU
36	DG	30	GLU
36	DG	47	LYS
36	DG	49	ASP
36	DG	96	ARG
36	DG	153	ARG
37	DH	56	SER
37	DH	84	SER
37	DH	93	GLY
37	DH	139	GLN
37	DH	158	HIS
38	DI	15	VAL

Continued on next page...

Continued from previous page...

Mol	Chain	Res	Type
38	DI	52	ARG
38	DI	88	ILE
38	DI	120	ILE
38	DI	144	VAL
39	DN	57	ALA
39	DN	73	THR
39	DN	83	LYS
39	DN	98	VAL
39	DN	125	GLY
40	DO	5	GLN
41	DP	10	PRO
41	DP	25	SER
41	DP	31	ALA
41	DP	34	GLY
41	DP	90	ARG
41	DP	98	GLU
41	DP	107	LYS
41	DP	108	LYS
41	DP	109	GLY
41	DP	132	LYS
42	DQ	11	LYS
42	DQ	19	GLY
42	DQ	21	THR
42	DQ	62	GLY
42	DQ	83	MET
44	DS	77	ALA
44	DS	85	VAL
44	DS	90	GLY
44	DS	94	TYR
44	DS	96	GLY
44	DS	100	ALA
45	DT	28	VAL
45	DT	32	TYR
45	DT	58	ASN
45	DT	94	ALA
46	DU	26	GLY
46	DU	34	LYS
46	DU	89	GLU
47	DV	41	GLY
47	DV	50	PRO
47	DV	54	GLY
47	DV	68	LYS

Continued on next page...

Continued from previous page...

Mol	Chain	Res	Type
47	DV	70	ILE
47	DV	72	VAL
48	DW	45	TYR
48	DW	56	ALA
48	DW	63	ASP
48	DW	65	LEU
49	DX	19	ALA
49	DX	24	GLY
49	DX	59	VAL
49	DX	65	ARG
49	DX	71	GLY
49	DX	81	VAL
50	DY	18	GLY
50	DY	27	VAL
50	DY	37	VAL
50	DY	55	TYR
50	DY	80	GLY
50	DY	81	LYS
50	DY	98	VAL
50	DY	100	ALA
51	DZ	64	GLY
51	DZ	119	GLU
51	DZ	168	GLU
2	AB	56	ARG
2	AB	181	PHE
3	AC	15	THR
3	AC	154	SER
5	AE	11	ILE
5	AE	140	ARG
8	AH	133	LEU
10	AJ	54	PHE
12	AL	65	GLU
12	AL	79	GLU
13	AM	90	LEU
15	AO	4	THR
15	AO	29	VAL
17	AQ	96	GLU
18	AR	20	ALA
19	AS	25	LYS
23	B1	44	PRO
23	B1	94	LEU
26	B4	11	PRO

Continued on next page...

Continued from previous page...

Mol	Chain	Res	Type
26	B4	12	ALA
26	B4	23	GLU
27	B5	32	PRO
29	B7	42	LEU
30	B8	30	ARG
33	BD	33	LEU
34	BE	17	ASP
34	BE	29	GLY
34	BE	53	PRO
34	BE	57	LYS
34	BE	90	THR
34	BE	117	MET
34	BE	129	HIS
34	BE	182	LEU
35	BF	11	VAL
35	BF	127	GLU
35	BF	144	LYS
35	BF	176	LEU
36	BG	129	GLY
37	BH	21	PRO
37	BH	71	LEU
38	BI	5	LEU
38	BI	34	GLY
38	BI	39	ALA
38	BI	78	THR
38	BI	134	PRO
41	BP	67	MET
41	BP	90	ARG
41	BP	146	VAL
42	BQ	15	GLY
42	BQ	82	ARG
43	BR	106	GLY
44	BS	87	PHE
44	BS	103	GLU
45	BT	28	VAL
45	BT	88	ILE
45	BT	129	ARG
46	BU	25	TRP
47	BV	18	LEU
47	BV	27	ALA
47	BV	28	GLU
48	BW	6	ILE

Continued on next page...

Continued from previous page...

Mol	Chain	Res	Type
49	BX	4	ALA
49	BX	72	LYS
49	BX	88	LYS
50	BY	10	GLY
50	BY	31	LEU
50	BY	37	VAL
50	BY	48	ALA
50	BY	50	ARG
50	BY	54	LYS
50	BY	67	LEU
50	BY	81	LYS
50	BY	100	ALA
51	BZ	80	ARG
51	BZ	85	HIS
51	BZ	93	ASP
51	BZ	111	VAL
2	CB	181	PHE
3	CC	154	SER
5	CE	11	ILE
8	CH	2	LEU
9	CI	124	GLN
10	CJ	54	PHE
13	CM	90	LEU
15	CO	4	THR
15	CO	29	VAL
16	CP	28	ARG
18	CR	20	ALA
19	CS	25	LYS
20	CT	101	GLY
23	D1	86	SER
23	D1	94	LEU
24	D2	59	ARG
26	D4	11	PRO
26	D4	12	ALA
26	D4	23	GLU
27	D5	32	PRO
27	D5	48	GLU
28	D6	51	GLU
29	D7	42	LEU
30	D8	30	ARG
33	DD	25	THR
33	DD	33	LEU

Continued on next page...

Continued from previous page...

Mol	Chain	Res	Type
33	DD	45	ASN
34	DE	17	ASP
34	DE	53	PRO
34	DE	76	ARG
34	DE	90	THR
34	DE	129	HIS
35	DF	11	VAL
35	DF	127	GLU
35	DF	144	LYS
35	DF	206	ILE
36	DG	129	GLY
37	DH	21	PRO
37	DH	71	LEU
38	DI	30	LEU
38	DI	34	GLY
38	DI	78	THR
38	DI	101	LEU
38	DI	134	PRO
39	DN	68	GLU
40	DO	91	LEU
41	DP	32	THR
41	DP	65	ARG
41	DP	146	VAL
42	DQ	15	GLY
42	DQ	51	ARG
42	DQ	82	ARG
43	DR	106	GLY
44	DS	58	LEU
44	DS	87	PHE
44	DS	103	GLU
44	DS	107	GLU
45	DT	83	ILE
45	DT	88	ILE
45	DT	129	ARG
46	DU	25	TRP
46	DU	68	ALA
46	DU	92	ARG
47	DV	18	LEU
47	DV	27	ALA
47	DV	28	GLU
47	DV	69	LYS
47	DV	74	LYS

Continued on next page...

Continued from previous page...

Mol	Chain	Res	Type
47	DV	87	HIS
48	DW	6	ILE
49	DX	4	ALA
49	DX	69	TYR
49	DX	72	LYS
49	DX	88	LYS
50	DY	22	GLY
50	DY	48	ALA
50	DY	50	ARG
50	DY	54	LYS
50	DY	67	LEU
51	DZ	78	LYS
51	DZ	80	ARG
51	DZ	85	HIS
51	DZ	93	ASP
51	DZ	101	PRO
51	DZ	111	VAL
2	AB	83	MET
2	AB	209	ARG
2	AB	240	GLN
3	AC	206	GLU
3	AC	207	VAL
5	AE	8	GLU
8	AH	20	TYR
9	AI	24	GLY
9	AI	97	LYS
9	AI	103	THR
11	AK	62	GLN
12	AL	19	ARG
16	AP	67	THR
17	AQ	3	LYS
19	AS	43	GLU
20	AT	97	ALA
20	AT	98	PRO
22	B0	83	PRO
23	B1	28	GLY
23	B1	85	LEU
24	B2	59	ARG
25	B3	3	ARG
25	B3	13	ILE
26	B4	31	ILE
27	B5	33	CYS

Continued on next page...

Continued from previous page...

Mol	Chain	Res	Type
28	B6	51	GLU
30	B8	64	TYR
33	BD	25	THR
33	BD	45	ASN
33	BD	242	ARG
34	BE	2	LYS
34	BE	86	PRO
35	BF	10	PRO
36	BG	21	ARG
36	BG	43	LEU
36	BG	115	ARG
37	BH	146	ALA
38	BI	7	GLU
38	BI	30	LEU
38	BI	101	LEU
39	BN	68	GLU
40	BO	91	LEU
41	BP	32	THR
41	BP	65	ARG
41	BP	89	ALA
42	BQ	51	ARG
43	BR	102	GLU
44	BS	35	ILE
44	BS	98	VAL
44	BS	107	GLU
46	BU	34	LYS
46	BU	68	ALA
47	BV	2	PHE
47	BV	73	SER
48	BW	11	ARG
50	BY	30	VAL
50	BY	39	VAL
50	BY	53	PRO
51	BZ	78	LYS
51	BZ	121	HIS
51	BZ	147	GLY
2	CB	83	MET
2	CB	209	ARG
2	CB	240	GLN
3	CC	206	GLU
3	CC	207	VAL
4	CD	171	GLY

Continued on next page...

Continued from previous page...

Mol	Chain	Res	Type
5	CE	8	GLU
5	CE	37	ARG
8	CH	20	TYR
9	CI	24	GLY
9	CI	97	LYS
9	CI	103	THR
12	CL	19	ARG
12	CL	65	GLU
12	CL	79	GLU
14	CN	16	PHE
17	CQ	3	LYS
17	CQ	96	GLU
19	CS	43	GLU
20	CT	97	ALA
20	CT	98	PRO
22	D0	83	PRO
23	D1	22	GLY
23	D1	28	GLY
23	D1	44	PRO
23	D1	85	LEU
26	D4	31	ILE
27	D5	33	CYS
30	D8	17	THR
30	D8	38	GLY
33	DD	242	ARG
34	DE	2	LYS
34	DE	86	PRO
35	DF	5	ALA
35	DF	10	PRO
36	DG	43	LEU
36	DG	115	ARG
37	DH	146	ALA
39	DN	80	GLY
41	DP	76	LYS
42	DQ	86	GLY
43	DR	102	GLU
44	DS	35	ILE
44	DS	106	ARG
45	DT	93	ARG
47	DV	55	ALA
47	DV	73	SER
48	DW	11	ARG

Continued on next page...

Continued from previous page...

Mol	Chain	Res	Type
50	DY	31	LEU
50	DY	39	VAL
50	DY	53	PRO
2	AB	130	ARG
3	AC	54	ARG
4	AD	5	ILE
5	AE	37	ARG
6	AF	16	GLN
6	AF	42	GLU
6	AF	96	PRO
7	AG	83	ALA
8	AH	8	ASP
10	AJ	91	PRO
11	AK	49	GLY
12	AL	63	GLY
13	AM	6	GLY
14	AN	16	PHE
15	AO	24	SER
15	AO	76	GLU
17	AQ	61	GLU
18	AR	87	ARG
19	AS	5	LEU
19	AS	80	TYR
20	AT	73	HIS
20	AT	82	SER
23	B1	22	GLY
23	B1	38	SER
26	B4	14	ILE
28	B6	18	ARG
30	B8	38	GLY
33	BD	134	ARG
35	BF	160	ASN
37	BH	92	ILE
37	BH	117	PRO
37	BH	145	ALA
38	BI	13	GLY
38	BI	51	ILE
38	BI	122	GLU
38	BI	128	LEU
39	BN	19	GLU
39	BN	80	GLY
41	BP	6	LEU

Continued on next page...

Continued from previous page...

Mol	Chain	Res	Type
41	BP	9	ASN
41	BP	33	ARG
41	BP	38	GLN
41	BP	43	GLY
41	BP	63	PRO
41	BP	110	TYR
43	BR	42	LYS
44	BS	13	ARG
44	BS	14	VAL
44	BS	29	PHE
45	BT	55	ASN
45	BT	81	PRO
45	BT	83	ILE
45	BT	93	ARG
46	BU	51	LYS
47	BV	3	ALA
47	BV	26	ASP
47	BV	52	VAL
47	BV	64	HIS
48	BW	56	ALA
49	BX	74	PRO
49	BX	90	GLU
51	BZ	142	SER
51	BZ	169	GLU
2	CB	130	ARG
3	CC	54	ARG
4	CD	5	ILE
6	CF	16	GLN
6	CF	29	ALA
6	CF	42	GLU
6	CF	96	PRO
10	CJ	91	PRO
11	CK	62	GLN
12	CL	89	ARG
13	CM	6	GLY
15	CO	24	SER
15	CO	86	GLY
16	CP	63	GLY
16	CP	67	THR
17	CQ	61	GLU
18	CR	87	ARG
19	CS	5	LEU

Continued on next page...

Continued from previous page...

Mol	Chain	Res	Type
20	CT	82	SER
23	D1	89	GLU
24	D2	47	ASN
26	D4	14	ILE
28	D6	17	LYS
28	D6	18	ARG
28	D6	28	ARG
33	DD	238	GLY
34	DE	117	MET
35	DF	7	TYR
36	DG	21	ARG
37	DH	92	ILE
37	DH	145	ALA
38	DI	5	LEU
38	DI	7	GLU
38	DI	13	GLY
39	DN	42	TRP
40	DO	68	GLU
41	DP	6	LEU
41	DP	9	ASN
41	DP	33	ARG
41	DP	39	LYS
41	DP	63	PRO
41	DP	67	MET
41	DP	89	ALA
41	DP	110	TYR
41	DP	127	ALA
43	DR	20	LEU
43	DR	63	ARG
44	DS	29	PHE
44	DS	53	SER
46	DU	51	LYS
46	DU	64	ARG
47	DV	2	PHE
47	DV	3	ALA
47	DV	64	HIS
47	DV	91	TYR
51	DZ	121	HIS
51	DZ	142	SER
4	AD	171	GLY
4	AD	191	ARG
5	AE	133	TYR

Continued on next page...

Continued from previous page...

Mol	Chain	Res	Type
6	AF	12	PRO
8	AH	86	ILE
16	AP	63	GLY
18	AR	41	LYS
20	AT	101	GLY
21	AU	22	ARG
23	B1	90	ILE
28	B6	17	LYS
28	B6	28	ARG
33	BD	244	ARG
34	BE	32	PRO
34	BE	70	ALA
38	BI	85	GLU
39	BN	94	HIS
41	BP	76	LYS
43	BR	8	ARG
47	BV	91	TYR
48	BW	58	ALA
51	BZ	120	ILE
51	BZ	165	VAL
4	CD	17	VAL
5	CE	133	TYR
6	CF	12	PRO
7	CG	14	PRO
7	CG	83	ALA
8	CH	8	ASP
8	CH	86	ILE
11	CK	49	GLY
17	CQ	80	GLY
19	CS	80	TYR
20	CT	73	HIS
21	CU	22	ARG
23	D1	90	ILE
23	D1	93	GLU
25	D3	3	ARG
26	D4	9	LEU
33	DD	244	ARG
34	DE	182	LEU
37	DH	13	LYS
37	DH	117	PRO
38	DI	128	LEU
41	DP	26	GLY

Continued on next page...

Continued from previous page...

Mol	Chain	Res	Type
41	DP	43	GLY
44	DS	13	ARG
44	DS	14	VAL
45	DT	81	PRO
47	DV	57	VAL
49	DX	90	GLU
51	DZ	38	TYR
51	DZ	147	GLY
51	DZ	165	VAL
51	DZ	177	PRO
7	AG	14	PRO
15	AO	86	GLY
33	BD	232	PRO
35	BF	24	LEU
35	BF	82	ILE
41	BP	8	PRO
47	BV	57	VAL
50	BY	22	GLY
5	CE	128	PRO
23	D1	13	ILE
29	D7	17	GLY
38	DI	51	ILE
44	DS	18	ILE
44	DS	98	VAL
47	DV	52	VAL
50	DY	10	GLY
5	AE	128	PRO
16	AP	51	VAL
17	AQ	80	GLY
23	B1	13	ILE
33	BD	238	GLY
37	BH	44	VAL
41	BP	26	GLY
41	BP	144	GLU
44	BS	18	ILE
51	BZ	177	PRO
4	CD	141	ARG
12	CL	63	GLY
16	CP	51	VAL
29	D7	44	PRO
33	DD	232	PRO
35	DF	24	LEU

Continued on next page...

Continued from previous page...

Mol	Chain	Res	Type
37	DH	44	VAL
39	DN	94	HIS
41	DP	144	GLU
48	DW	59	VAL
3	AC	114	PRO
51	BZ	141	VAL
41	DP	24	GLY
51	DZ	141	VAL
4	AD	141	ARG
14	AN	13	THR
27	B5	50	GLY
35	BF	9	ILE
38	BI	106	GLY
41	BP	24	GLY
47	BV	79	VAL
48	BW	59	VAL
34	DE	32	PRO
35	DF	9	ILE
35	DF	82	ILE
38	DI	106	GLY
41	DP	8	PRO
41	DP	23	PRO
43	DR	32	GLY
50	DY	30	VAL
4	AD	109	GLY
16	AP	65	GLN
29	B7	44	PRO
39	BN	77	GLY
14	CN	13	THR
34	DE	56	PRO
41	BP	48	PRO

5.3.2 Protein sidechains [i](#)

In the following table, the Percentiles column shows the percent sidechain outliers of the chain as a percentile score with respect to all X-ray entries followed by that with respect to entries of similar resolution.

The Analysed column shows the number of residues for which the sidechain conformation was analysed, and the total number of residues.

Continued on next page...

Continued from previous page...

Mol	Chain	Analysed	Rotameric	Outliers	Percentiles	
2	AB	202/220 (92%)	176 (87%)	26 (13%)	4	19
2	CB	202/220 (92%)	176 (87%)	26 (13%)	4	19
3	AC	160/188 (85%)	152 (95%)	8 (5%)	24	60
3	CC	160/188 (85%)	152 (95%)	8 (5%)	24	60
4	AD	180/181 (99%)	157 (87%)	23 (13%)	4	19
4	CD	180/181 (99%)	156 (87%)	24 (13%)	4	17
5	AE	115/123 (94%)	100 (87%)	15 (13%)	4	19
5	CE	115/123 (94%)	100 (87%)	15 (13%)	4	19
6	AF	90/90 (100%)	79 (88%)	11 (12%)	5	21
6	CF	90/90 (100%)	79 (88%)	11 (12%)	5	21
7	AG	126/127 (99%)	121 (96%)	5 (4%)	31	68
7	CG	126/127 (99%)	121 (96%)	5 (4%)	31	68
8	AH	119/119 (100%)	107 (90%)	12 (10%)	7	29
8	CH	119/119 (100%)	107 (90%)	12 (10%)	7	29
9	AI	98/99 (99%)	88 (90%)	10 (10%)	7	28
9	CI	98/99 (99%)	88 (90%)	10 (10%)	7	28
10	AJ	88/92 (96%)	81 (92%)	7 (8%)	12	40
10	CJ	88/92 (96%)	81 (92%)	7 (8%)	12	40
11	AK	90/99 (91%)	79 (88%)	11 (12%)	5	21
11	CK	90/99 (91%)	80 (89%)	10 (11%)	6	25
12	AL	104/111 (94%)	96 (92%)	8 (8%)	13	42
12	CL	104/111 (94%)	96 (92%)	8 (8%)	13	42
13	AM	93/101 (92%)	86 (92%)	7 (8%)	13	43
13	CM	93/101 (92%)	86 (92%)	7 (8%)	13	43
14	AN	49/50 (98%)	46 (94%)	3 (6%)	18	53
14	CN	49/50 (98%)	47 (96%)	2 (4%)	30	67
15	AO	79/80 (99%)	69 (87%)	10 (13%)	4	19
15	CO	79/80 (99%)	69 (87%)	10 (13%)	4	19
16	AP	72/74 (97%)	60 (83%)	12 (17%)	2	11
16	CP	72/74 (97%)	60 (83%)	12 (17%)	2	11

Continued on next page...

Continued from previous page...

Mol	Chain	Analysed	Rotameric	Outliers	Percentiles	
17	AQ	94/97 (97%)	91 (97%)	3 (3%)	39	74
17	CQ	94/97 (97%)	91 (97%)	3 (3%)	39	74
18	AR	61/77 (79%)	56 (92%)	5 (8%)	11	39
18	CR	61/77 (79%)	55 (90%)	6 (10%)	8	30
19	AS	69/80 (86%)	62 (90%)	7 (10%)	7	29
19	CS	69/80 (86%)	62 (90%)	7 (10%)	7	29
20	AT	76/82 (93%)	65 (86%)	11 (14%)	3	15
20	CT	76/82 (93%)	66 (87%)	10 (13%)	4	18
21	AU	19/22 (86%)	19 (100%)	0	100	100
21	CU	19/22 (86%)	19 (100%)	0	100	100
22	B0	61/67 (91%)	49 (80%)	12 (20%)	1	7
22	D0	61/67 (91%)	47 (77%)	14 (23%)	1	4
23	B1	73/83 (88%)	55 (75%)	18 (25%)	0	3
23	D1	73/83 (88%)	55 (75%)	18 (25%)	0	3
24	B2	46/67 (69%)	29 (63%)	17 (37%)	0	0
24	D2	46/67 (69%)	30 (65%)	16 (35%)	0	1
25	B3	51/52 (98%)	44 (86%)	7 (14%)	3	17
25	D3	51/52 (98%)	44 (86%)	7 (14%)	3	17
27	B5	51/52 (98%)	38 (74%)	13 (26%)	0	3
27	D5	51/52 (98%)	36 (71%)	15 (29%)	0	1
28	B6	43/52 (83%)	27 (63%)	16 (37%)	0	0
28	D6	43/52 (83%)	27 (63%)	16 (37%)	0	0
29	B7	41/42 (98%)	35 (85%)	6 (15%)	3	15
29	D7	41/42 (98%)	35 (85%)	6 (15%)	3	15
30	B8	53/55 (96%)	38 (72%)	15 (28%)	0	2
30	D8	53/55 (96%)	41 (77%)	12 (23%)	1	4
33	BD	213/218 (98%)	163 (76%)	50 (24%)	1	3
33	DD	213/218 (98%)	162 (76%)	51 (24%)	0	3
34	BE	165/166 (99%)	126 (76%)	39 (24%)	1	3
34	DE	165/166 (99%)	126 (76%)	39 (24%)	1	3
35	BF	165/166 (99%)	132 (80%)	33 (20%)	1	7

Continued on next page...

Continued from previous page...

Mol	Chain	Analysed	Rotameric	Outliers	Percentiles	
35	DF	165/166 (99%)	135 (82%)	30 (18%)	1	9
36	BG	155/156 (99%)	132 (85%)	23 (15%)	3	14
36	DG	155/156 (99%)	131 (84%)	24 (16%)	2	13
37	BH	132/148 (89%)	107 (81%)	25 (19%)	1	8
37	DH	132/148 (89%)	108 (82%)	24 (18%)	1	9
38	BI	122/124 (98%)	103 (84%)	19 (16%)	2	13
38	DI	122/124 (98%)	103 (84%)	19 (16%)	2	13
39	BN	117/119 (98%)	93 (80%)	24 (20%)	1	6
39	DN	117/119 (98%)	92 (79%)	25 (21%)	1	5
40	BO	100/100 (100%)	75 (75%)	25 (25%)	0	3
40	DO	100/100 (100%)	74 (74%)	26 (26%)	0	2
41	BP	112/116 (97%)	63 (56%)	49 (44%)	0	0
41	DP	112/116 (97%)	65 (58%)	47 (42%)	0	0
42	BQ	106/111 (96%)	88 (83%)	18 (17%)	2	10
42	DQ	106/111 (96%)	87 (82%)	19 (18%)	2	9
43	BR	100/101 (99%)	76 (76%)	24 (24%)	0	3
43	DR	100/101 (99%)	75 (75%)	25 (25%)	0	3
44	BS	77/88 (88%)	54 (70%)	23 (30%)	0	1
44	DS	77/88 (88%)	54 (70%)	23 (30%)	0	1
45	BT	116/127 (91%)	84 (72%)	32 (28%)	0	2
45	DT	116/127 (91%)	84 (72%)	32 (28%)	0	2
46	BU	92/94 (98%)	75 (82%)	17 (18%)	1	8
46	DU	92/94 (98%)	74 (80%)	18 (20%)	1	7
47	BV	82/82 (100%)	53 (65%)	29 (35%)	0	1
47	DV	82/82 (100%)	52 (63%)	30 (37%)	0	1
48	BW	91/92 (99%)	70 (77%)	21 (23%)	1	4
48	DW	91/92 (99%)	69 (76%)	22 (24%)	0	3
49	BX	74/78 (95%)	54 (73%)	20 (27%)	0	2
49	DX	74/78 (95%)	54 (73%)	20 (27%)	0	2
50	BY	84/91 (92%)	58 (69%)	26 (31%)	0	1
50	DY	84/91 (92%)	59 (70%)	25 (30%)	0	1

Continued on next page...

Continued from previous page...

Mol	Chain	Analysed	Rotameric	Outliers	Percentiles	
51	BZ	155/179 (87%)	130 (84%)	25 (16%)	2	12
51	DZ	155/179 (87%)	130 (84%)	25 (16%)	2	12
All	All	9322/9876 (94%)	7681 (82%)	1641 (18%)	2	10

All (1641) residues with a non-rotameric sidechain are listed below:

Mol	Chain	Res	Type
2	AB	9	GLU
2	AB	12	GLU
2	AB	15	VAL
2	AB	17	PHE
2	AB	22	LYS
2	AB	24	TRP
2	AB	36	ARG
2	AB	42	ILE
2	AB	44	LEU
2	AB	69	LEU
2	AB	71	VAL
2	AB	79	ASP
2	AB	111	ARG
2	AB	130	ARG
2	AB	137	ARG
2	AB	145	LEU
2	AB	158	LEU
2	AB	178	ARG
2	AB	185	ILE
2	AB	187	LEU
2	AB	189	ASP
2	AB	196	LEU
2	AB	204	ASN
2	AB	205	ASP
2	AB	215	LEU
2	AB	221	LEU
3	AC	5	ILE
3	AC	12	LEU
3	AC	16	ARG
3	AC	27	LYS
3	AC	94	LEU
3	AC	104	GLN
3	AC	127	ARG
3	AC	131	ARG

Continued on next page...

Continued from previous page...

Mol	Chain	Res	Type
4	AD	3	ARG
4	AD	8	VAL
4	AD	9	CYS
4	AD	11	LEU
4	AD	12	CYS
4	AD	19	LEU
4	AD	36	ARG
4	AD	58	LEU
4	AD	62	GLN
4	AD	68	TYR
4	AD	97	LEU
4	AD	121	VAL
4	AD	122	ARG
4	AD	127	THR
4	AD	129	ASN
4	AD	131	ARG
4	AD	132	ARG
4	AD	135	LEU
4	AD	138	TYR
4	AD	158	ILE
4	AD	194	LEU
4	AD	196	LEU
4	AD	202	LEU
5	AE	10	MET
5	AE	12	LEU
5	AE	15	ARG
5	AE	20	GLN
5	AE	25	ARG
5	AE	31	LEU
5	AE	41	VAL
5	AE	73	ASN
5	AE	76	ILE
5	AE	78	HIS
5	AE	79	GLU
5	AE	91	LEU
5	AE	101	ILE
5	AE	137	GLU
5	AE	147	ASP
6	AF	15	ASP
6	AF	21	LEU
6	AF	30	LEU
6	AF	45	LEU

Continued on next page...

Continued from previous page...

Mol	Chain	Res	Type
6	AF	46	ARG
6	AF	52	ILE
6	AF	55	ASP
6	AF	63	TYR
6	AF	70	ASP
6	AF	92	LYS
6	AF	98	LEU
7	AG	36	LYS
7	AG	79	ARG
7	AG	136	LYS
7	AG	151	TYR
7	AG	156	TRP
8	AH	1	MET
8	AH	3	THR
8	AH	10	LEU
8	AH	24	THR
8	AH	39	LEU
8	AH	51	VAL
8	AH	65	TYR
8	AH	81	HIS
8	AH	91	ARG
8	AH	95	VAL
8	AH	102	ARG
8	AH	133	LEU
9	AI	3	GLN
9	AI	10	ARG
9	AI	95	LYS
9	AI	99	LEU
9	AI	101	PHE
9	AI	102	LEU
9	AI	113	LYS
9	AI	114	TYR
9	AI	121	ARG
9	AI	128	ARG
10	AJ	22	LYS
10	AJ	47	PHE
10	AJ	62	HIS
10	AJ	74	ILE
10	AJ	80	LYS
10	AJ	96	ILE
10	AJ	100	THR
11	AK	18	ARG

Continued on next page...

Continued from previous page...

Mol	Chain	Res	Type
11	AK	22	HIS
11	AK	29	ILE
11	AK	53	SER
11	AK	63	LEU
11	AK	92	GLU
11	AK	95	ILE
11	AK	114	VAL
11	AK	117	ASN
11	AK	125	PHE
11	AK	127	LYS
12	AL	20	LYS
12	AL	41	ARG
12	AL	42	THR
12	AL	62	SER
12	AL	75	HIS
12	AL	85	ILE
12	AL	89	ARG
12	AL	102	ARG
13	AM	47	ASP
13	AM	64	TRP
13	AM	66	LEU
13	AM	70	LEU
13	AM	71	ARG
13	AM	93	ARG
13	AM	108	ARG
14	AN	40	CYS
14	AN	42	ILE
14	AN	44	LEU
15	AO	3	ILE
15	AO	26	GLU
15	AO	38	ARG
15	AO	39	LEU
15	AO	41	GLU
15	AO	57	LEU
15	AO	65	ARG
15	AO	67	LEU
15	AO	74	ASP
15	AO	82	ILE
16	AP	2	VAL
16	AP	27	LYS
16	AP	28	ARG
16	AP	39	TYR

Continued on next page...

Continued from previous page...

Mol	Chain	Res	Type
16	AP	47	ASP
16	AP	48	TRP
16	AP	53	VAL
16	AP	55	ARG
16	AP	65	GLN
16	AP	67	THR
16	AP	69	THR
16	AP	82	GLN
17	AQ	52	LYS
17	AQ	63	ARG
17	AQ	89	LEU
18	AR	47	THR
18	AR	53	ARG
18	AR	76	LEU
18	AR	79	LEU
18	AR	82	THR
19	AS	6	LYS
19	AS	7	LYS
19	AS	22	LEU
19	AS	29	ARG
19	AS	37	ARG
19	AS	44	MET
19	AS	49	ILE
20	AT	9	ASN
20	AT	26	ASN
20	AT	30	LYS
20	AT	35	THR
20	AT	41	ILE
20	AT	51	GLU
20	AT	56	MET
20	AT	57	ARG
20	AT	64	ASP
20	AT	72	LEU
20	AT	93	GLU
22	B0	11	ARG
22	B0	14	ARG
22	B0	19	LYS
22	B0	30	VAL
22	B0	36	ILE
22	B0	40	GLN
22	B0	41	ARG
22	B0	55	ARG

Continued on next page...

Continued from previous page...

Mol	Chain	Res	Type
22	B0	62	LEU
22	B0	72	ARG
22	B0	79	VAL
22	B0	84	LEU
23	B1	8	SER
23	B1	13	ILE
23	B1	14	VAL
23	B1	21	ARG
23	B1	25	LYS
23	B1	26	ARG
23	B1	34	THR
23	B1	37	ILE
23	B1	41	ARG
23	B1	43	TYR
23	B1	46	LEU
23	B1	47	GLN
23	B1	48	LYS
23	B1	56	GLN
23	B1	65	SER
23	B1	74	VAL
23	B1	85	LEU
23	B1	89	GLU
24	B2	12	GLU
24	B2	14	ARG
24	B2	22	GLU
24	B2	26	ARG
24	B2	28	LYS
24	B2	30	ARG
24	B2	31	GLU
24	B2	33	MET
24	B2	36	ARG
24	B2	44	LEU
24	B2	45	SER
24	B2	46	GLN
24	B2	47	ASN
24	B2	50	ILE
24	B2	51	ARG
24	B2	56	GLN
24	B2	59	ARG
25	B3	8	LEU
25	B3	10	LYS
25	B3	18	ASP

Continued on next page...

Continued from previous page...

Mol	Chain	Res	Type
25	B3	24	LYS
25	B3	35	ARG
25	B3	38	GLU
25	B3	40	THR
27	B5	3	LYS
27	B5	4	HIS
27	B5	11	THR
27	B5	15	ARG
27	B5	16	ARG
27	B5	29	THR
27	B5	36	CYS
27	B5	44	THR
27	B5	45	VAL
27	B5	49	CYS
27	B5	55	ARG
27	B5	56	LYS
27	B5	58	LEU
28	B6	9	LEU
28	B6	10	LEU
28	B6	11	LEU
28	B6	12	GLU
28	B6	18	ARG
28	B6	19	ARG
28	B6	25	LYS
28	B6	27	LYS
28	B6	30	THR
28	B6	37	ARG
28	B6	42	TRP
28	B6	44	ARG
28	B6	46	HIS
28	B6	47	THR
28	B6	48	VAL
28	B6	51	GLU
29	B7	1	MET
29	B7	8	ASN
29	B7	9	ARG
29	B7	24	THR
29	B7	41	ARG
29	B7	48	LYS
30	B8	4	MET
30	B8	6	THR
30	B8	13	ARG

Continued on next page...

Continued from previous page...

Mol	Chain	Res	Type
30	B8	16	ILE
30	B8	32	LEU
30	B8	37	SER
30	B8	39	LYS
30	B8	40	GLU
30	B8	41	ILE
30	B8	44	LYS
30	B8	47	LYS
30	B8	48	PHE
30	B8	49	VAL
30	B8	54	GLU
30	B8	56	GLU
33	BD	5	LYS
33	BD	10	THR
33	BD	13	ARG
33	BD	24	ILE
33	BD	26	LYS
33	BD	27	THR
33	BD	31	LYS
33	BD	33	LEU
33	BD	49	ILE
33	BD	61	LEU
33	BD	63	ARG
33	BD	64	ILE
33	BD	65	ILE
33	BD	71	ASP
33	BD	75	ILE
33	BD	87	ASN
33	BD	88	ARG
33	BD	89	SER
33	BD	94	LEU
33	BD	95	LEU
33	BD	103	ARG
33	BD	105	ILE
33	BD	106	ILE
33	BD	111	LEU
33	BD	117	VAL
33	BD	127	VAL
33	BD	131	LEU
33	BD	138	VAL
33	BD	147	LEU
33	BD	157	ARG

Continued on next page...

Continued from previous page...

Mol	Chain	Res	Type
33	BD	161	THR
33	BD	162	SER
33	BD	166	GLN
33	BD	173	VAL
33	BD	176	ARG
33	BD	183	ARG
33	BD	192	THR
33	BD	202	LYS
33	BD	211	ARG
33	BD	212	SER
33	BD	217	ARG
33	BD	221	VAL
33	BD	227	ASN
33	BD	229	VAL
33	BD	242	ARG
33	BD	255	LYS
33	BD	257	LEU
33	BD	259	THR
33	BD	266	SER
33	BD	271	ILE
34	BE	1	MET
34	BE	7	VAL
34	BE	9	VAL
34	BE	12	THR
34	BE	19	ARG
34	BE	23	VAL
34	BE	24	THR
34	BE	34	VAL
34	BE	51	PHE
34	BE	60	ASN
34	BE	63	LEU
34	BE	64	LYS
34	BE	66	HIS
34	BE	67	PHE
34	BE	75	VAL
34	BE	76	ARG
34	BE	77	ILE
34	BE	78	LEU
34	BE	79	ARG
34	BE	82	ARG
34	BE	111	ARG
34	BE	116	VAL

Continued on next page...

Continued from previous page...

Mol	Chain	Res	Type
34	BE	118	LYS
34	BE	119	ARG
34	BE	134	ILE
34	BE	136	ARG
34	BE	144	ARG
34	BE	154	LYS
34	BE	159	HIS
34	BE	160	TYR
34	BE	175	VAL
34	BE	179	GLU
34	BE	181	LEU
34	BE	182	LEU
34	BE	184	VAL
34	BE	188	VAL
34	BE	197	ILE
34	BE	202	LYS
34	BE	203	LYS
35	BF	13	SER
35	BF	20	LEU
35	BF	23	ASP
35	BF	33	LEU
35	BF	38	ARG
35	BF	46	ARG
35	BF	57	VAL
35	BF	60	SER
35	BF	66	PRO
35	BF	67	GLN
35	BF	72	ARG
35	BF	74	ARG
35	BF	78	ILE
35	BF	82	ILE
35	BF	83	PHE
35	BF	84	VAL
35	BF	88	VAL
35	BF	106	ARG
35	BF	110	LEU
35	BF	124	LEU
35	BF	127	GLU
35	BF	140	LEU
35	BF	160	ASN
35	BF	164	ARG
35	BF	165	ARG

Continued on next page...

Continued from previous page...

Mol	Chain	Res	Type
35	BF	168	ARG
35	BF	175	THR
35	BF	179	GLU
35	BF	183	VAL
35	BF	191	ARG
35	BF	192	LEU
35	BF	196	LEU
35	BF	197	ASP
36	BG	7	LEU
36	BG	16	ARG
36	BG	21	ARG
36	BG	22	ARG
36	BG	28	VAL
36	BG	35	GLU
36	BG	39	ILE
36	BG	45	GLU
36	BG	49	ASP
36	BG	63	ILE
36	BG	67	LYS
36	BG	83	ARG
36	BG	86	MET
36	BG	97	ASP
36	BG	125	PHE
36	BG	130	ASN
36	BG	139	LEU
36	BG	143	GLU
36	BG	155	MET
36	BG	156	ASP
36	BG	159	VAL
36	BG	166	ASP
36	BG	173	LEU
37	BH	13	LYS
37	BH	15	VAL
37	BH	21	PRO
37	BH	34	GLU
37	BH	41	MET
37	BH	46	GLU
37	BH	53	GLU
37	BH	59	ARG
37	BH	70	THR
37	BH	71	LEU
37	BH	86	GLU

Continued on next page...

Continued from previous page...

Mol	Chain	Res	Type
37	BH	92	ILE
37	BH	98	LEU
37	BH	103	LEU
37	BH	105	LEU
37	BH	122	THR
37	BH	134	SER
37	BH	136	ILE
37	BH	143	GLN
37	BH	149	ARG
37	BH	152	ARG
37	BH	153	LYS
37	BH	157	TYR
37	BH	159	GLU
37	BH	170	ARG
38	BI	1	MET
38	BI	12	LEU
38	BI	15	VAL
38	BI	20	ASP
38	BI	22	LYS
38	BI	31	LEU
38	BI	37	VAL
38	BI	52	ARG
38	BI	56	LYS
38	BI	58	LEU
38	BI	64	GLU
38	BI	71	ILE
38	BI	72	LEU
38	BI	101	LEU
38	BI	109	ILE
38	BI	122	GLU
38	BI	136	VAL
38	BI	138	ILE
38	BI	142	VAL
39	BN	4	TYR
39	BN	5	VAL
39	BN	7	LYS
39	BN	16	ILE
39	BN	19	GLU
39	BN	23	LEU
39	BN	25	ARG
39	BN	33	LEU
39	BN	34	LEU

Continued on next page...

Continued from previous page...

Mol	Chain	Res	Type
39	BN	45	ASN
39	BN	46	VAL
39	BN	48	MET
39	BN	55	VAL
39	BN	60	ILE
39	BN	63	THR
39	BN	65	LYS
39	BN	66	LYS
39	BN	75	TYR
39	BN	78	TYR
39	BN	82	LEU
39	BN	87	LEU
39	BN	94	HIS
39	BN	99	LEU
39	BN	104	LYS
40	BO	2	ILE
40	BO	3	GLN
40	BO	10	VAL
40	BO	17	ARG
40	BO	19	ILE
40	BO	22	ILE
40	BO	23	ARG
40	BO	24	VAL
40	BO	28	SER
40	BO	32	TYR
40	BO	35	VAL
40	BO	42	SER
40	BO	47	ILE
40	BO	65	THR
40	BO	75	SER
40	BO	78	ARG
40	BO	80	ASP
40	BO	87	ILE
40	BO	88	ASN
40	BO	89	ASN
40	BO	91	LEU
40	BO	94	ARG
40	BO	102	VAL
40	BO	108	GLU
40	BO	112	MET
41	BP	6	LEU
41	BP	9	ASN

Continued on next page...

Continued from previous page...

Mol	Chain	Res	Type
41	BP	13	ASN
41	BP	15	ARG
41	BP	16	ARG
41	BP	18	ARG
41	BP	19	VAL
41	BP	21	ARG
41	BP	29	LYS
41	BP	32	THR
41	BP	33	ARG
41	BP	39	LYS
41	BP	40	SER
41	BP	45	LEU
41	BP	47	ASP
41	BP	51	PHE
41	BP	52	GLU
41	BP	57	THR
41	BP	59	LEU
41	BP	60	MET
41	BP	61	ARG
41	BP	62	LEU
41	BP	64	LYS
41	BP	67	MET
41	BP	71	VAL
41	BP	75	ILE
41	BP	79	ARG
41	BP	81	GLN
41	BP	85	LEU
41	BP	88	LEU
41	BP	90	ARG
41	BP	95	VAL
41	BP	96	THR
41	BP	98	GLU
41	BP	100	LEU
41	BP	101	VAL
41	BP	102	ARG
41	BP	110	TYR
41	BP	111	ARG
41	BP	112	LEU
41	BP	114	ILE
41	BP	115	LEU
41	BP	121	LYS
41	BP	125	VAL

Continued on next page...

Continued from previous page...

Mol	Chain	Res	Type
41	BP	135	LEU
41	BP	138	LEU
41	BP	144	GLU
41	BP	147	LEU
41	BP	148	LEU
42	BQ	6	ARG
42	BQ	9	TYR
42	BQ	13	GLN
42	BQ	22	LYS
42	BQ	25	ASP
42	BQ	35	VAL
42	BQ	45	GLN
42	BQ	52	VAL
42	BQ	54	MET
42	BQ	56	ARG
42	BQ	63	LYS
42	BQ	81	VAL
42	BQ	82	ARG
42	BQ	91	GLU
42	BQ	109	VAL
42	BQ	110	THR
42	BQ	115	MET
42	BQ	127	ILE
43	BR	2	ARG
43	BR	4	LEU
43	BR	5	LYS
43	BR	8	ARG
43	BR	18	LEU
43	BR	28	LEU
43	BR	29	LEU
43	BR	44	LEU
43	BR	45	ARG
43	BR	56	LYS
43	BR	60	LEU
43	BR	64	ARG
43	BR	67	LEU
43	BR	71	GLN
43	BR	74	LYS
43	BR	75	LEU
43	BR	79	LEU
43	BR	99	LYS
43	BR	100	LEU

Continued on next page...

Continued from previous page...

Mol	Chain	Res	Type
43	BR	104	ARG
43	BR	113	LEU
43	BR	115	GLU
43	BR	116	LEU
43	BR	117	VAL
44	BS	11	LYS
44	BS	12	PHE
44	BS	14	VAL
44	BS	18	ILE
44	BS	20	ARG
44	BS	29	PHE
44	BS	32	LEU
44	BS	33	LYS
44	BS	34	HIS
44	BS	36	TYR
44	BS	50	SER
44	BS	56	LEU
44	BS	61	ASN
44	BS	73	LEU
44	BS	80	LEU
44	BS	83	LYS
44	BS	85	VAL
44	BS	89	ARG
44	BS	92	TYR
44	BS	95	HIS
44	BS	97	ARG
44	BS	101	LEU
44	BS	106	ARG
45	BT	3	ARG
45	BT	7	ILE
45	BT	11	GLU
45	BT	13	ARG
45	BT	15	VAL
45	BT	16	ARG
45	BT	17	THR
45	BT	23	ARG
45	BT	24	PRO
45	BT	29	ARG
45	BT	32	TYR
45	BT	33	LYS
45	BT	38	ASN
45	BT	41	ARG

Continued on next page...

Continued from previous page...

Mol	Chain	Res	Type
45	BT	49	VAL
45	BT	50	ILE
45	BT	51	ARG
45	BT	58	ASN
45	BT	59	THR
45	BT	62	THR
45	BT	63	VAL
45	BT	64	ARG
45	BT	72	VAL
45	BT	74	ARG
45	BT	82	LEU
45	BT	96	ARG
45	BT	99	LEU
45	BT	108	ARG
45	BT	112	ARG
45	BT	115	ARG
45	BT	121	ILE
45	BT	128	GLU
46	BU	20	LEU
46	BU	31	SER
46	BU	55	ARG
46	BU	56	ASP
46	BU	62	ILE
46	BU	64	ARG
46	BU	66	ASN
46	BU	74	LEU
46	BU	76	TYR
46	BU	83	LEU
46	BU	88	ILE
46	BU	89	GLU
46	BU	93	LYS
46	BU	97	ASP
46	BU	102	GLU
46	BU	112	ARG
46	BU	114	LYS
47	BV	2	PHE
47	BV	7	THR
47	BV	13	ARG
47	BV	14	VAL
47	BV	18	LEU
47	BV	19	LYS
47	BV	21	ARG

Continued on next page...

Continued from previous page...

Mol	Chain	Res	Type
47	BV	23	GLU
47	BV	26	ASP
47	BV	28	GLU
47	BV	32	THR
47	BV	35	LEU
47	BV	37	VAL
47	BV	40	LEU
47	BV	56	SER
47	BV	60	GLU
47	BV	62	LEU
47	BV	64	HIS
47	BV	66	ARG
47	BV	71	LEU
47	BV	78	LYS
47	BV	80	GLN
47	BV	82	ARG
47	BV	83	ARG
47	BV	88	ARG
47	BV	89	GLN
47	BV	92	THR
47	BV	96	ILE
47	BV	98	GLU
48	BW	11	ARG
48	BW	15	ARG
48	BW	16	LYS
48	BW	19	LEU
48	BW	20	VAL
48	BW	23	LEU
48	BW	27	LYS
48	BW	49	LYS
48	BW	50	VAL
48	BW	51	LEU
48	BW	52	GLU
48	BW	60	ASN
48	BW	69	LEU
48	BW	70	TYR
48	BW	76	VAL
48	BW	83	LYS
48	BW	86	LEU
48	BW	88	ARG
48	BW	103	ILE
48	BW	106	ILE

Continued on next page...

Continued from previous page...

Mol	Chain	Res	Type
48	BW	107	LEU
49	BX	13	LEU
49	BX	15	GLU
49	BX	25	LYS
49	BX	27	THR
49	BX	30	VAL
49	BX	33	LYS
49	BX	35	THR
49	BX	36	LYS
49	BX	38	GLU
49	BX	39	ILE
49	BX	43	VAL
49	BX	49	VAL
49	BX	57	LEU
49	BX	59	VAL
49	BX	60	ARG
49	BX	65	ARG
49	BX	66	LEU
49	BX	73	ARG
49	BX	76	ARG
49	BX	78	LYS
50	BY	2	ARG
50	BY	6	HIS
50	BY	7	VAL
50	BY	8	LYS
50	BY	9	LYS
50	BY	13	VAL
50	BY	29	GLU
50	BY	32	PRO
50	BY	38	ILE
50	BY	42	VAL
50	BY	44	ILE
50	BY	47	LYS
50	BY	49	VAL
50	BY	55	TYR
50	BY	60	PHE
50	BY	66	PRO
50	BY	70	SER
50	BY	71	LYS
50	BY	75	ILE
50	BY	76	CYS
50	BY	85	VAL

Continued on next page...

Continued from previous page...

Mol	Chain	Res	Type
50	BY	86	ARG
50	BY	89	PHE
50	BY	90	LEU
50	BY	96	ILE
50	BY	97	ARG
51	BZ	5	LEU
51	BZ	6	LYS
51	BZ	19	ARG
51	BZ	27	VAL
51	BZ	31	ARG
51	BZ	37	VAL
51	BZ	41	LEU
51	BZ	53	ILE
51	BZ	57	ILE
51	BZ	72	ARG
51	BZ	73	GLN
51	BZ	79	ARG
51	BZ	81	ARG
51	BZ	85	HIS
51	BZ	86	VAL
51	BZ	87	ASP
51	BZ	93	ASP
51	BZ	96	VAL
51	BZ	97	GLU
51	BZ	117	LEU
51	BZ	120	ILE
51	BZ	121	HIS
51	BZ	124	ILE
51	BZ	140	ASP
51	BZ	150	LEU
2	CB	9	GLU
2	CB	12	GLU
2	CB	15	VAL
2	CB	17	PHE
2	CB	22	LYS
2	CB	24	TRP
2	CB	36	ARG
2	CB	42	ILE
2	CB	44	LEU
2	CB	69	LEU
2	CB	71	VAL
2	CB	79	ASP

Continued on next page...

Continued from previous page...

Mol	Chain	Res	Type
2	CB	111	ARG
2	CB	130	ARG
2	CB	137	ARG
2	CB	145	LEU
2	CB	158	LEU
2	CB	178	ARG
2	CB	185	ILE
2	CB	187	LEU
2	CB	189	ASP
2	CB	196	LEU
2	CB	204	ASN
2	CB	205	ASP
2	CB	215	LEU
2	CB	221	LEU
3	CC	5	ILE
3	CC	12	LEU
3	CC	16	ARG
3	CC	27	LYS
3	CC	94	LEU
3	CC	104	GLN
3	CC	127	ARG
3	CC	131	ARG
4	CD	3	ARG
4	CD	8	VAL
4	CD	9	CYS
4	CD	11	LEU
4	CD	12	CYS
4	CD	19	LEU
4	CD	26	CYS
4	CD	36	ARG
4	CD	58	LEU
4	CD	62	GLN
4	CD	68	TYR
4	CD	97	LEU
4	CD	121	VAL
4	CD	122	ARG
4	CD	127	THR
4	CD	129	ASN
4	CD	131	ARG
4	CD	132	ARG
4	CD	135	LEU
4	CD	138	TYR

Continued on next page...

Continued from previous page...

Mol	Chain	Res	Type
4	CD	158	ILE
4	CD	194	LEU
4	CD	196	LEU
4	CD	202	LEU
5	CE	10	MET
5	CE	12	LEU
5	CE	15	ARG
5	CE	20	GLN
5	CE	25	ARG
5	CE	31	LEU
5	CE	41	VAL
5	CE	73	ASN
5	CE	76	ILE
5	CE	78	HIS
5	CE	79	GLU
5	CE	91	LEU
5	CE	101	ILE
5	CE	137	GLU
5	CE	147	ASP
6	CF	15	ASP
6	CF	21	LEU
6	CF	30	LEU
6	CF	45	LEU
6	CF	46	ARG
6	CF	52	ILE
6	CF	55	ASP
6	CF	63	TYR
6	CF	70	ASP
6	CF	92	LYS
6	CF	98	LEU
7	CG	36	LYS
7	CG	79	ARG
7	CG	136	LYS
7	CG	151	TYR
7	CG	156	TRP
8	CH	1	MET
8	CH	3	THR
8	CH	10	LEU
8	CH	24	THR
8	CH	39	LEU
8	CH	51	VAL
8	CH	65	TYR

Continued on next page...

Continued from previous page...

Mol	Chain	Res	Type
8	CH	81	HIS
8	CH	91	ARG
8	CH	95	VAL
8	CH	102	ARG
8	CH	133	LEU
9	CI	3	GLN
9	CI	10	ARG
9	CI	95	LYS
9	CI	99	LEU
9	CI	101	PHE
9	CI	102	LEU
9	CI	113	LYS
9	CI	114	TYR
9	CI	121	ARG
9	CI	128	ARG
10	CJ	22	LYS
10	CJ	47	PHE
10	CJ	62	HIS
10	CJ	74	ILE
10	CJ	80	LYS
10	CJ	96	ILE
10	CJ	100	THR
11	CK	18	ARG
11	CK	22	HIS
11	CK	29	ILE
11	CK	53	SER
11	CK	63	LEU
11	CK	92	GLU
11	CK	95	ILE
11	CK	117	ASN
11	CK	125	PHE
11	CK	127	LYS
12	CL	20	LYS
12	CL	41	ARG
12	CL	42	THR
12	CL	62	SER
12	CL	75	HIS
12	CL	85	ILE
12	CL	89	ARG
12	CL	102	ARG
13	CM	47	ASP
13	CM	64	TRP

Continued on next page...

Continued from previous page...

Mol	Chain	Res	Type
13	CM	66	LEU
13	CM	70	LEU
13	CM	71	ARG
13	CM	93	ARG
13	CM	108	ARG
14	CN	42	ILE
14	CN	44	LEU
15	CO	3	ILE
15	CO	26	GLU
15	CO	38	ARG
15	CO	39	LEU
15	CO	41	GLU
15	CO	57	LEU
15	CO	65	ARG
15	CO	67	LEU
15	CO	74	ASP
15	CO	82	ILE
16	CP	2	VAL
16	CP	27	LYS
16	CP	28	ARG
16	CP	39	TYR
16	CP	47	ASP
16	CP	48	TRP
16	CP	53	VAL
16	CP	55	ARG
16	CP	65	GLN
16	CP	67	THR
16	CP	69	THR
16	CP	82	GLN
17	CQ	52	LYS
17	CQ	63	ARG
17	CQ	89	LEU
18	CR	31	LEU
18	CR	47	THR
18	CR	53	ARG
18	CR	76	LEU
18	CR	79	LEU
18	CR	82	THR
19	CS	6	LYS
19	CS	7	LYS
19	CS	22	LEU
19	CS	29	ARG

Continued on next page...

Continued from previous page...

Mol	Chain	Res	Type
19	CS	37	ARG
19	CS	44	MET
19	CS	49	ILE
20	CT	9	ASN
20	CT	26	ASN
20	CT	30	LYS
20	CT	41	ILE
20	CT	51	GLU
20	CT	56	MET
20	CT	57	ARG
20	CT	64	ASP
20	CT	72	LEU
20	CT	93	GLU
22	D0	11	ARG
22	D0	14	ARG
22	D0	19	LYS
22	D0	30	VAL
22	D0	36	ILE
22	D0	40	GLN
22	D0	41	ARG
22	D0	55	ARG
22	D0	62	LEU
22	D0	64	ASP
22	D0	70	GLN
22	D0	72	ARG
22	D0	79	VAL
22	D0	84	LEU
23	D1	8	SER
23	D1	13	ILE
23	D1	14	VAL
23	D1	21	ARG
23	D1	26	ARG
23	D1	34	THR
23	D1	37	ILE
23	D1	41	ARG
23	D1	43	TYR
23	D1	46	LEU
23	D1	47	GLN
23	D1	48	LYS
23	D1	56	GLN
23	D1	65	SER
23	D1	67	ILE

Continued on next page...

Continued from previous page...

Mol	Chain	Res	Type
23	D1	74	VAL
23	D1	85	LEU
23	D1	89	GLU
24	D2	14	ARG
24	D2	22	GLU
24	D2	26	ARG
24	D2	28	LYS
24	D2	30	ARG
24	D2	31	GLU
24	D2	33	MET
24	D2	36	ARG
24	D2	44	LEU
24	D2	45	SER
24	D2	46	GLN
24	D2	47	ASN
24	D2	50	ILE
24	D2	51	ARG
24	D2	56	GLN
24	D2	59	ARG
25	D3	8	LEU
25	D3	10	LYS
25	D3	18	ASP
25	D3	24	LYS
25	D3	35	ARG
25	D3	38	GLU
25	D3	40	THR
27	D5	3	LYS
27	D5	4	HIS
27	D5	9	LYS
27	D5	11	THR
27	D5	15	ARG
27	D5	16	ARG
27	D5	29	THR
27	D5	36	CYS
27	D5	44	THR
27	D5	45	VAL
27	D5	49	CYS
27	D5	51	TYR
27	D5	55	ARG
27	D5	56	LYS
27	D5	58	LEU
28	D6	9	LEU

Continued on next page...

Continued from previous page...

Mol	Chain	Res	Type
28	D6	10	LEU
28	D6	11	LEU
28	D6	12	GLU
28	D6	18	ARG
28	D6	19	ARG
28	D6	25	LYS
28	D6	27	LYS
28	D6	30	THR
28	D6	37	ARG
28	D6	42	TRP
28	D6	44	ARG
28	D6	46	HIS
28	D6	47	THR
28	D6	48	VAL
28	D6	51	GLU
29	D7	1	MET
29	D7	8	ASN
29	D7	9	ARG
29	D7	24	THR
29	D7	41	ARG
29	D7	48	LYS
30	D8	4	MET
30	D8	6	THR
30	D8	13	ARG
30	D8	32	LEU
30	D8	37	SER
30	D8	39	LYS
30	D8	40	GLU
30	D8	44	LYS
30	D8	47	LYS
30	D8	49	VAL
30	D8	54	GLU
30	D8	56	GLU
33	DD	5	LYS
33	DD	10	THR
33	DD	24	ILE
33	DD	26	LYS
33	DD	27	THR
33	DD	31	LYS
33	DD	33	LEU
33	DD	46	GLN
33	DD	49	ILE

Continued on next page...

Continued from previous page...

Mol	Chain	Res	Type
33	DD	52	ARG
33	DD	61	LEU
33	DD	64	ILE
33	DD	65	ILE
33	DD	71	ASP
33	DD	75	ILE
33	DD	87	ASN
33	DD	88	ARG
33	DD	89	SER
33	DD	94	LEU
33	DD	95	LEU
33	DD	103	ARG
33	DD	105	ILE
33	DD	106	ILE
33	DD	111	LEU
33	DD	117	VAL
33	DD	127	VAL
33	DD	131	LEU
33	DD	138	VAL
33	DD	147	LEU
33	DD	157	ARG
33	DD	161	THR
33	DD	162	SER
33	DD	165	ILE
33	DD	166	GLN
33	DD	173	VAL
33	DD	176	ARG
33	DD	183	ARG
33	DD	192	THR
33	DD	202	LYS
33	DD	211	ARG
33	DD	212	SER
33	DD	217	ARG
33	DD	221	VAL
33	DD	227	ASN
33	DD	229	VAL
33	DD	242	ARG
33	DD	255	LYS
33	DD	257	LEU
33	DD	259	THR
33	DD	266	SER
33	DD	271	ILE

Continued on next page...

Continued from previous page...

Mol	Chain	Res	Type
34	DE	1	MET
34	DE	7	VAL
34	DE	9	VAL
34	DE	12	THR
34	DE	19	ARG
34	DE	23	VAL
34	DE	34	VAL
34	DE	51	PHE
34	DE	60	ASN
34	DE	63	LEU
34	DE	64	LYS
34	DE	66	HIS
34	DE	67	PHE
34	DE	75	VAL
34	DE	76	ARG
34	DE	77	ILE
34	DE	78	LEU
34	DE	79	ARG
34	DE	82	ARG
34	DE	111	ARG
34	DE	116	VAL
34	DE	118	LYS
34	DE	119	ARG
34	DE	134	ILE
34	DE	136	ARG
34	DE	144	ARG
34	DE	154	LYS
34	DE	159	HIS
34	DE	160	TYR
34	DE	167	VAL
34	DE	175	VAL
34	DE	179	GLU
34	DE	181	LEU
34	DE	182	LEU
34	DE	184	VAL
34	DE	188	VAL
34	DE	197	ILE
34	DE	202	LYS
34	DE	203	LYS
35	DF	13	SER
35	DF	20	LEU
35	DF	23	ASP

Continued on next page...

Continued from previous page...

Mol	Chain	Res	Type
35	DF	33	LEU
35	DF	38	ARG
35	DF	46	ARG
35	DF	57	VAL
35	DF	66	PRO
35	DF	67	GLN
35	DF	72	ARG
35	DF	74	ARG
35	DF	78	ILE
35	DF	82	ILE
35	DF	83	PHE
35	DF	84	VAL
35	DF	106	ARG
35	DF	110	LEU
35	DF	127	GLU
35	DF	140	LEU
35	DF	160	ASN
35	DF	164	ARG
35	DF	165	ARG
35	DF	168	ARG
35	DF	175	THR
35	DF	179	GLU
35	DF	183	VAL
35	DF	191	ARG
35	DF	192	LEU
35	DF	196	LEU
35	DF	197	ASP
36	DG	7	LEU
36	DG	16	ARG
36	DG	21	ARG
36	DG	22	ARG
36	DG	28	VAL
36	DG	35	GLU
36	DG	39	ILE
36	DG	45	GLU
36	DG	49	ASP
36	DG	63	ILE
36	DG	67	LYS
36	DG	83	ARG
36	DG	86	MET
36	DG	97	ASP
36	DG	125	PHE

Continued on next page...

Continued from previous page...

Mol	Chain	Res	Type
36	DG	130	ASN
36	DG	139	LEU
36	DG	143	GLU
36	DG	155	MET
36	DG	156	ASP
36	DG	159	VAL
36	DG	161	THR
36	DG	166	ASP
36	DG	173	LEU
37	DH	13	LYS
37	DH	15	VAL
37	DH	34	GLU
37	DH	41	MET
37	DH	46	GLU
37	DH	53	GLU
37	DH	59	ARG
37	DH	70	THR
37	DH	71	LEU
37	DH	86	GLU
37	DH	92	ILE
37	DH	98	LEU
37	DH	103	LEU
37	DH	105	LEU
37	DH	122	THR
37	DH	134	SER
37	DH	136	ILE
37	DH	143	GLN
37	DH	149	ARG
37	DH	152	ARG
37	DH	153	LYS
37	DH	157	TYR
37	DH	159	GLU
37	DH	170	ARG
38	DI	1	MET
38	DI	12	LEU
38	DI	15	VAL
38	DI	20	ASP
38	DI	22	LYS
38	DI	31	LEU
38	DI	37	VAL
38	DI	52	ARG
38	DI	56	LYS

Continued on next page...

Continued from previous page...

Mol	Chain	Res	Type
38	DI	58	LEU
38	DI	64	GLU
38	DI	71	ILE
38	DI	72	LEU
38	DI	101	LEU
38	DI	109	ILE
38	DI	122	GLU
38	DI	136	VAL
38	DI	138	ILE
38	DI	142	VAL
39	DN	4	TYR
39	DN	5	VAL
39	DN	7	LYS
39	DN	16	ILE
39	DN	19	GLU
39	DN	23	LEU
39	DN	25	ARG
39	DN	33	LEU
39	DN	34	LEU
39	DN	43	THR
39	DN	45	ASN
39	DN	46	VAL
39	DN	48	MET
39	DN	55	VAL
39	DN	60	ILE
39	DN	63	THR
39	DN	65	LYS
39	DN	66	LYS
39	DN	75	TYR
39	DN	78	TYR
39	DN	82	LEU
39	DN	87	LEU
39	DN	94	HIS
39	DN	99	LEU
39	DN	104	LYS
40	DO	2	ILE
40	DO	3	GLN
40	DO	10	VAL
40	DO	17	ARG
40	DO	19	ILE
40	DO	22	ILE
40	DO	23	ARG

Continued on next page...

Continued from previous page...

Mol	Chain	Res	Type
40	DO	24	VAL
40	DO	28	SER
40	DO	32	TYR
40	DO	35	VAL
40	DO	42	SER
40	DO	47	ILE
40	DO	65	THR
40	DO	75	SER
40	DO	78	ARG
40	DO	80	ASP
40	DO	87	ILE
40	DO	88	ASN
40	DO	89	ASN
40	DO	91	LEU
40	DO	94	ARG
40	DO	102	VAL
40	DO	104	ARG
40	DO	108	GLU
40	DO	112	MET
41	DP	6	LEU
41	DP	9	ASN
41	DP	10	PRO
41	DP	13	ASN
41	DP	15	ARG
41	DP	16	ARG
41	DP	18	ARG
41	DP	19	VAL
41	DP	32	THR
41	DP	33	ARG
41	DP	39	LYS
41	DP	40	SER
41	DP	45	LEU
41	DP	47	ASP
41	DP	51	PHE
41	DP	52	GLU
41	DP	57	THR
41	DP	59	LEU
41	DP	60	MET
41	DP	61	ARG
41	DP	62	LEU
41	DP	64	LYS
41	DP	67	MET

Continued on next page...

Continued from previous page...

Mol	Chain	Res	Type
41	DP	71	VAL
41	DP	75	ILE
41	DP	79	ARG
41	DP	81	GLN
41	DP	85	LEU
41	DP	88	LEU
41	DP	90	ARG
41	DP	95	VAL
41	DP	98	GLU
41	DP	100	LEU
41	DP	101	VAL
41	DP	102	ARG
41	DP	110	TYR
41	DP	111	ARG
41	DP	112	LEU
41	DP	114	ILE
41	DP	115	LEU
41	DP	121	LYS
41	DP	125	VAL
41	DP	135	LEU
41	DP	138	LEU
41	DP	144	GLU
41	DP	147	LEU
41	DP	148	LEU
42	DQ	6	ARG
42	DQ	9	TYR
42	DQ	13	GLN
42	DQ	22	LYS
42	DQ	25	ASP
42	DQ	35	VAL
42	DQ	45	GLN
42	DQ	52	VAL
42	DQ	54	MET
42	DQ	56	ARG
42	DQ	63	LYS
42	DQ	81	VAL
42	DQ	82	ARG
42	DQ	91	GLU
42	DQ	109	VAL
42	DQ	110	THR
42	DQ	115	MET
42	DQ	127	ILE

Continued on next page...

Continued from previous page...

Mol	Chain	Res	Type
42	DQ	141	GLN
43	DR	2	ARG
43	DR	4	LEU
43	DR	5	LYS
43	DR	8	ARG
43	DR	18	LEU
43	DR	28	LEU
43	DR	29	LEU
43	DR	34	ILE
43	DR	44	LEU
43	DR	45	ARG
43	DR	56	LYS
43	DR	60	LEU
43	DR	64	ARG
43	DR	67	LEU
43	DR	71	GLN
43	DR	74	LYS
43	DR	75	LEU
43	DR	79	LEU
43	DR	99	LYS
43	DR	100	LEU
43	DR	104	ARG
43	DR	113	LEU
43	DR	115	GLU
43	DR	116	LEU
43	DR	117	VAL
44	DS	11	LYS
44	DS	12	PHE
44	DS	14	VAL
44	DS	18	ILE
44	DS	20	ARG
44	DS	29	PHE
44	DS	32	LEU
44	DS	33	LYS
44	DS	34	HIS
44	DS	36	TYR
44	DS	50	SER
44	DS	56	LEU
44	DS	61	ASN
44	DS	73	LEU
44	DS	80	LEU
44	DS	83	LYS

Continued on next page...

Continued from previous page...

Mol	Chain	Res	Type
44	DS	85	VAL
44	DS	89	ARG
44	DS	92	TYR
44	DS	95	HIS
44	DS	97	ARG
44	DS	101	LEU
44	DS	106	ARG
45	DT	3	ARG
45	DT	11	GLU
45	DT	13	ARG
45	DT	15	VAL
45	DT	16	ARG
45	DT	17	THR
45	DT	19	LEU
45	DT	23	ARG
45	DT	24	PRO
45	DT	29	ARG
45	DT	32	TYR
45	DT	33	LYS
45	DT	38	ASN
45	DT	41	ARG
45	DT	49	VAL
45	DT	50	ILE
45	DT	51	ARG
45	DT	58	ASN
45	DT	59	THR
45	DT	62	THR
45	DT	63	VAL
45	DT	64	ARG
45	DT	72	VAL
45	DT	74	ARG
45	DT	82	LEU
45	DT	96	ARG
45	DT	99	LEU
45	DT	108	ARG
45	DT	112	ARG
45	DT	115	ARG
45	DT	121	ILE
45	DT	128	GLU
46	DU	20	LEU
46	DU	28	ARG
46	DU	31	SER

Continued on next page...

Continued from previous page...

Mol	Chain	Res	Type
46	DU	52	ARG
46	DU	55	ARG
46	DU	56	ASP
46	DU	64	ARG
46	DU	66	ASN
46	DU	74	LEU
46	DU	76	TYR
46	DU	83	LEU
46	DU	88	ILE
46	DU	89	GLU
46	DU	93	LYS
46	DU	97	ASP
46	DU	102	GLU
46	DU	112	ARG
46	DU	114	LYS
47	DV	2	PHE
47	DV	7	THR
47	DV	11	GLN
47	DV	13	ARG
47	DV	14	VAL
47	DV	18	LEU
47	DV	19	LYS
47	DV	21	ARG
47	DV	23	GLU
47	DV	28	GLU
47	DV	32	THR
47	DV	35	LEU
47	DV	37	VAL
47	DV	39	LEU
47	DV	40	LEU
47	DV	56	SER
47	DV	60	GLU
47	DV	62	LEU
47	DV	64	HIS
47	DV	66	ARG
47	DV	71	LEU
47	DV	78	LYS
47	DV	80	GLN
47	DV	82	ARG
47	DV	83	ARG
47	DV	88	ARG
47	DV	89	GLN

Continued on next page...

Continued from previous page...

Mol	Chain	Res	Type
47	DV	92	THR
47	DV	96	ILE
47	DV	98	GLU
48	DW	6	ILE
48	DW	11	ARG
48	DW	15	ARG
48	DW	16	LYS
48	DW	19	LEU
48	DW	20	VAL
48	DW	23	LEU
48	DW	27	LYS
48	DW	49	LYS
48	DW	50	VAL
48	DW	51	LEU
48	DW	52	GLU
48	DW	59	VAL
48	DW	60	ASN
48	DW	69	LEU
48	DW	70	TYR
48	DW	76	VAL
48	DW	83	LYS
48	DW	86	LEU
48	DW	88	ARG
48	DW	106	ILE
48	DW	107	LEU
49	DX	13	LEU
49	DX	15	GLU
49	DX	25	LYS
49	DX	27	THR
49	DX	30	VAL
49	DX	33	LYS
49	DX	35	THR
49	DX	36	LYS
49	DX	38	GLU
49	DX	39	ILE
49	DX	43	VAL
49	DX	49	VAL
49	DX	57	LEU
49	DX	59	VAL
49	DX	60	ARG
49	DX	65	ARG
49	DX	66	LEU

Continued on next page...

Continued from previous page...

Mol	Chain	Res	Type
49	DX	73	ARG
49	DX	76	ARG
49	DX	78	LYS
50	DY	2	ARG
50	DY	6	HIS
50	DY	7	VAL
50	DY	8	LYS
50	DY	9	LYS
50	DY	13	VAL
50	DY	29	GLU
50	DY	38	ILE
50	DY	42	VAL
50	DY	44	ILE
50	DY	47	LYS
50	DY	49	VAL
50	DY	55	TYR
50	DY	60	PHE
50	DY	66	PRO
50	DY	70	SER
50	DY	71	LYS
50	DY	75	ILE
50	DY	76	CYS
50	DY	85	VAL
50	DY	86	ARG
50	DY	89	PHE
50	DY	90	LEU
50	DY	96	ILE
50	DY	97	ARG
51	DZ	5	LEU
51	DZ	6	LYS
51	DZ	19	ARG
51	DZ	27	VAL
51	DZ	31	ARG
51	DZ	37	VAL
51	DZ	41	LEU
51	DZ	53	ILE
51	DZ	57	ILE
51	DZ	72	ARG
51	DZ	73	GLN
51	DZ	79	ARG
51	DZ	81	ARG
51	DZ	85	HIS

Continued on next page...

Continued from previous page...

Mol	Chain	Res	Type
51	DZ	86	VAL
51	DZ	87	ASP
51	DZ	93	ASP
51	DZ	96	VAL
51	DZ	97	GLU
51	DZ	117	LEU
51	DZ	120	ILE
51	DZ	121	HIS
51	DZ	124	ILE
51	DZ	140	ASP
51	DZ	150	LEU

Sometimes sidechains can be flipped to improve hydrogen bonding and reduce clashes. All (272) such sidechains are listed below:

Mol	Chain	Res	Type
2	AB	19	HIS
2	AB	40	HIS
2	AB	113	HIS
2	AB	146	GLN
2	AB	204	ASN
3	AC	28	GLN
3	AC	69	HIS
3	AC	104	GLN
3	AC	170	GLN
4	AD	62	GLN
4	AD	123	HIS
4	AD	129	ASN
5	AE	20	GLN
5	AE	72	GLN
5	AE	73	ASN
5	AE	78	HIS
6	AF	18	GLN
6	AF	27	GLN
6	AF	32	ASN
6	AF	94	GLN
7	AG	13	GLN
7	AG	37	ASN
7	AG	84	ASN
7	AG	106	GLN
8	AH	82	HIS
9	AI	73	GLN
9	AI	117	HIS

Continued on next page...

Continued from previous page...

Mol	Chain	Res	Type
9	AI	124	GLN
10	AJ	13	HIS
10	AJ	78	ASN
11	AK	22	HIS
11	AK	26	ASN
11	AK	38	ASN
12	AL	8	ASN
12	AL	9	GLN
12	AL	49	ASN
15	AO	37	ASN
15	AO	46	HIS
16	AP	76	GLN
16	AP	82	GLN
17	AQ	16	GLN
19	AS	53	ASN
20	AT	16	HIS
20	AT	75	ASN
22	B0	29	GLN
22	B0	50	ASN
23	B1	19	GLN
23	B1	66	HIS
24	B2	38	GLN
24	B2	46	GLN
24	B2	47	ASN
24	B2	56	GLN
25	B3	19	GLN
25	B3	32	GLN
25	B3	46	ASN
25	B3	52	HIS
27	B5	4	HIS
27	B5	23	HIS
27	B5	43	HIS
28	B6	26	ASN
28	B6	32	ASN
28	B6	49	HIS
29	B7	8	ASN
29	B7	36	GLN
30	B8	35	GLN
33	BD	58	HIS
33	BD	87	ASN
33	BD	96	HIS
33	BD	126	GLN

Continued on next page...

Continued from previous page...

Mol	Chain	Res	Type
33	BD	143	HIS
33	BD	166	GLN
33	BD	186	HIS
33	BD	198	ASN
34	BE	48	GLN
34	BE	54	GLN
34	BE	60	ASN
34	BE	66	HIS
34	BE	129	HIS
34	BE	132	HIS
34	BE	192	ASN
35	BF	69	HIS
35	BF	75	HIS
35	BF	160	ASN
35	BF	169	ASN
36	BG	40	ASN
36	BG	66	GLN
37	BH	65	HIS
38	BI	28	ASN
38	BI	104	GLN
38	BI	105	HIS
38	BI	133	HIS
39	BN	45	ASN
39	BN	56	ASN
39	BN	128	HIS
39	BN	130	HIS
40	BO	3	GLN
40	BO	82	ASN
41	BP	9	ASN
41	BP	13	ASN
41	BP	128	HIS
42	BQ	12	GLN
42	BQ	141	GLN
43	BR	13	HIS
43	BR	16	HIS
43	BR	23	ASN
43	BR	24	GLN
43	BR	53	HIS
43	BR	71	GLN
43	BR	91	GLN
44	BS	34	HIS
44	BS	61	ASN

Continued on next page...

Continued from previous page...

Mol	Chain	Res	Type
45	BT	38	ASN
45	BT	43	GLN
45	BT	58	ASN
45	BT	90	GLN
45	BT	123	GLN
46	BU	14	HIS
46	BU	49	HIS
46	BU	71	GLN
46	BU	75	ASN
46	BU	94	ASN
47	BV	11	GLN
47	BV	64	HIS
47	BV	89	GLN
48	BW	34	ASN
48	BW	57	ASN
48	BW	61	ASN
48	BW	62	HIS
48	BW	102	HIS
48	BW	111	HIS
49	BX	31	HIS
49	BX	41	ASN
49	BX	55	ASN
51	BZ	54	HIS
51	BZ	55	HIS
51	BZ	85	HIS
51	BZ	151	HIS
2	CB	19	HIS
2	CB	40	HIS
2	CB	113	HIS
2	CB	146	GLN
2	CB	204	ASN
3	CC	28	GLN
3	CC	69	HIS
3	CC	104	GLN
3	CC	170	GLN
4	CD	62	GLN
4	CD	123	HIS
4	CD	129	ASN
5	CE	20	GLN
5	CE	73	ASN
5	CE	78	HIS
6	CF	18	GLN

Continued on next page...

Continued from previous page...

Mol	Chain	Res	Type
6	CF	27	GLN
6	CF	32	ASN
6	CF	94	GLN
7	CG	13	GLN
7	CG	37	ASN
7	CG	84	ASN
7	CG	106	GLN
8	CH	82	HIS
9	CI	73	GLN
9	CI	117	HIS
9	CI	124	GLN
10	CJ	13	HIS
10	CJ	78	ASN
11	CK	22	HIS
11	CK	26	ASN
11	CK	38	ASN
12	CL	8	ASN
12	CL	9	GLN
12	CL	49	ASN
13	CM	77	ASN
15	CO	37	ASN
15	CO	46	HIS
16	CP	82	GLN
17	CQ	16	GLN
19	CS	53	ASN
20	CT	16	HIS
22	D0	29	GLN
22	D0	50	ASN
23	D1	19	GLN
23	D1	66	HIS
24	D2	38	GLN
24	D2	46	GLN
24	D2	47	ASN
24	D2	56	GLN
25	D3	19	GLN
25	D3	32	GLN
25	D3	46	ASN
25	D3	52	HIS
27	D5	4	HIS
27	D5	23	HIS
27	D5	43	HIS
28	D6	26	ASN

Continued on next page...

Continued from previous page...

Mol	Chain	Res	Type
28	D6	32	ASN
28	D6	49	HIS
29	D7	8	ASN
29	D7	36	GLN
30	D8	35	GLN
33	DD	58	HIS
33	DD	87	ASN
33	DD	96	HIS
33	DD	126	GLN
33	DD	143	HIS
33	DD	166	GLN
33	DD	186	HIS
33	DD	198	ASN
34	DE	48	GLN
34	DE	54	GLN
34	DE	60	ASN
34	DE	66	HIS
34	DE	129	HIS
34	DE	132	HIS
34	DE	192	ASN
35	DF	69	HIS
35	DF	75	HIS
35	DF	160	ASN
35	DF	169	ASN
36	DG	40	ASN
36	DG	66	GLN
37	DH	65	HIS
38	DI	28	ASN
38	DI	104	GLN
38	DI	105	HIS
38	DI	133	HIS
39	DN	45	ASN
39	DN	56	ASN
39	DN	130	HIS
40	DO	3	GLN
40	DO	5	GLN
40	DO	82	ASN
41	DP	9	ASN
41	DP	13	ASN
41	DP	128	HIS
42	DQ	12	GLN
42	DQ	13	GLN

Continued on next page...

Continued from previous page...

Mol	Chain	Res	Type
42	DQ	141	GLN
43	DR	13	HIS
43	DR	16	HIS
43	DR	23	ASN
43	DR	24	GLN
43	DR	53	HIS
43	DR	71	GLN
43	DR	91	GLN
44	DS	34	HIS
44	DS	61	ASN
45	DT	38	ASN
45	DT	43	GLN
45	DT	58	ASN
45	DT	90	GLN
45	DT	123	GLN
46	DU	14	HIS
46	DU	49	HIS
46	DU	71	GLN
46	DU	75	ASN
46	DU	94	ASN
47	DV	11	GLN
47	DV	64	HIS
47	DV	89	GLN
48	DW	34	ASN
48	DW	57	ASN
48	DW	61	ASN
48	DW	62	HIS
48	DW	102	HIS
49	DX	31	HIS
49	DX	41	ASN
49	DX	55	ASN
51	DZ	54	HIS
51	DZ	55	HIS
51	DZ	85	HIS
51	DZ	151	HIS

5.3.3 RNA

Mol	Chain	Analysed	Backbone Outliers	Pucker Outliers
1	AA	1503/1522 (98%)	287 (19%)	31 (2%)
1	CA	1503/1522 (98%)	288 (19%)	31 (2%)

Continued on next page...

Continued from previous page...

Mol	Chain	Analysed	Backbone Outliers	Pucker Outliers
31	BA	2723/2787 (97%)	735 (26%)	71 (2%)
31	DA	2723/2787 (97%)	729 (26%)	70 (2%)
32	BB	118/122 (96%)	35 (29%)	1 (0%)
32	DB	118/122 (96%)	35 (29%)	0
All	All	8688/8862 (98%)	2109 (24%)	204 (2%)

All (2109) RNA backbone outliers are listed below:

Mol	Chain	Res	Type
1	AA	9	G
1	AA	31	G
1	AA	32	A
1	AA	39	G
1	AA	47	C
1	AA	48	C
1	AA	50	A
1	AA	51	A
1	AA	53	A
1	AA	59	A
1	AA	61	G
1	AA	67	C
1	AA	70	G
1	AA	80	G
1	AA	81	U
1	AA	90	U
1	AA	91	C
1	AA	97	G
1	AA	98	G
1	AA	101	A
1	AA	116	A
1	AA	120	A
1	AA	121	C
1	AA	122	G
1	AA	131	C
1	AA	147	G
1	AA	150	C
1	AA	157	G
1	AA	158	G
1	AA	163	C
1	AA	172	A
1	AA	173	U
1	AA	189(G)	G

Continued on next page...

Continued from previous page...

Mol	Chain	Res	Type
1	AA	189(H)	G
1	AA	195	A
1	AA	197	A
1	AA	199	G
1	AA	216	G
1	AA	220	G
1	AA	231	G
1	AA	232	G
1	AA	243	A
1	AA	244	U
1	AA	247	G
1	AA	251	G
1	AA	266	G
1	AA	267	C
1	AA	270	A
1	AA	281	G
1	AA	289	G
1	AA	301	G
1	AA	321	A
1	AA	327	A
1	AA	328	C
1	AA	329	A
1	AA	332	G
1	AA	342	C
1	AA	343	U
1	AA	345	C
1	AA	352	C
1	AA	353	A
1	AA	354	G
1	AA	357	G
1	AA	366	C
1	AA	367	U
1	AA	371	G
1	AA	372	C
1	AA	373	A
1	AA	384	G
1	AA	388	G
1	AA	390	C
1	AA	397	A
1	AA	398	C
1	AA	406	G
1	AA	412	A

Continued on next page...

Continued from previous page...

Mol	Chain	Res	Type
1	AA	413	G
1	AA	414	A
1	AA	415	A
1	AA	420	U
1	AA	421	U
1	AA	422	C
1	AA	424	G
1	AA	428	G
1	AA	429	U
1	AA	430	A
1	AA	437	U
1	AA	439	A
1	AA	442	C
1	AA	448	A
1	AA	452	A
1	AA	461	A
1	AA	470	C
1	AA	472	A
1	AA	482	A
1	AA	484	G
1	AA	485	G
1	AA	487	A
1	AA	495	A
1	AA	496	A
1	AA	498	U
1	AA	500	G
1	AA	501	C
1	AA	505	G
1	AA	509	A
1	AA	510	A
1	AA	511	C
1	AA	513	C
1	AA	518	C
1	AA	520	A
1	AA	527	G
1	AA	531	U
1	AA	532	A
1	AA	533	A
1	AA	534	U
1	AA	545	C
1	AA	547	A
1	AA	559	A

Continued on next page...

Continued from previous page...

Mol	Chain	Res	Type
1	AA	560	U
1	AA	561	U
1	AA	562	C
1	AA	572	A
1	AA	573	A
1	AA	576	G
1	AA	577	G
1	AA	588	G
1	AA	596	C
1	AA	616	G
1	AA	618	C
1	AA	623	C
1	AA	630	G
1	AA	632	A
1	AA	653	A
1	AA	665	A
1	AA	687	A
1	AA	688	G
1	AA	693	G
1	AA	702	A
1	AA	703	G
1	AA	720	C
1	AA	721	G
1	AA	731	G
1	AA	733	A
1	AA	749	C
1	AA	753	A
1	AA	755	G
1	AA	766	A
1	AA	776	G
1	AA	777	A
1	AA	786	G
1	AA	792	A
1	AA	793	U
1	AA	794	A
1	AA	802	A
1	AA	816	A
1	AA	817	C
1	AA	819	A
1	AA	821	G
1	AA	827	U
1	AA	828	A

Continued on next page...

Continued from previous page...

Mol	Chain	Res	Type
1	AA	833	U
1	AA	839	U
1	AA	840	C
1	AA	841	U
1	AA	848	C
1	AA	859	A
1	AA	864	A
1	AA	870	U
1	AA	872	A
1	AA	884	U
1	AA	885	G
1	AA	902	G
1	AA	914	A
1	AA	920	U
1	AA	926	G
1	AA	927	G
1	AA	932	C
1	AA	934	C
1	AA	935	A
1	AA	940	C
1	AA	960	U
1	AA	961	U
1	AA	968	A
1	AA	969	A
1	AA	971	G
1	AA	972	C
1	AA	974	A
1	AA	975	A
1	AA	976	G
1	AA	977	A
1	AA	978	A
1	AA	980	C
1	AA	991	U
1	AA	992	U
1	AA	993	G
1	AA	1005	A
1	AA	1026	G
1	AA	1050	G
1	AA	1054	C
1	AA	1064	G
1	AA	1065	U
1	AA	1066	C

Continued on next page...

Continued from previous page...

Mol	Chain	Res	Type
1	AA	1068	G
1	AA	1081	G
1	AA	1094	G
1	AA	1095	U
1	AA	1101	A
1	AA	1117	G
1	AA	1118	C
1	AA	1124	G
1	AA	1125	U
1	AA	1126	U
1	AA	1129	C
1	AA	1136	U
1	AA	1137	C
1	AA	1138	G
1	AA	1139	G
1	AA	1146	A
1	AA	1152	A
1	AA	1159	U
1	AA	1160	G
1	AA	1190	G
1	AA	1196	U
1	AA	1197	G
1	AA	1202	G
1	AA	1212	U
1	AA	1213	A
1	AA	1225	A
1	AA	1227	A
1	AA	1238	A
1	AA	1239	A
1	AA	1249	C
1	AA	1255	G
1	AA	1256	A
1	AA	1257	U
1	AA	1258	G
1	AA	1270	C
1	AA	1280	A
1	AA	1281	U
1	AA	1286	A
1	AA	1287	A
1	AA	1290	G
1	AA	1294	G
1	AA	1300	G

Continued on next page...

Continued from previous page...

Mol	Chain	Res	Type
1	AA	1301	U
1	AA	1302	U
1	AA	1305	G
1	AA	1312	G
1	AA	1317	C
1	AA	1320	C
1	AA	1322	C
1	AA	1323	G
1	AA	1331	G
1	AA	1335	C
1	AA	1338	G
1	AA	1347	G
1	AA	1363	C
1	AA	1363(A)	A
1	AA	1364	U
1	AA	1370	G
1	AA	1388	C
1	AA	1397	C
1	AA	1402	C
1	AA	1419	G
1	AA	1442	G
1	AA	1442(A)	G
1	AA	1442(B)	A
1	AA	1443	G
1	AA	1447	A
1	AA	1452	C
1	AA	1456	G
1	AA	1487	G
1	AA	1492	A
1	AA	1493	A
1	AA	1494	G
1	AA	1495	U
1	AA	1497	G
1	AA	1499	A
1	AA	1502	A
1	AA	1504	G
1	AA	1505	G
1	AA	1506	U
1	AA	1507	A
1	AA	1517	G
1	AA	1519	A
1	AA	1520	G

Continued on next page...

Continued from previous page...

Mol	Chain	Res	Type
1	AA	1529	G
1	AA	1530	G
31	BA	9	U
31	BA	10	G
31	BA	11	G
31	BA	15	G
31	BA	23	G
31	BA	34	C
31	BA	35	G
31	BA	45	C
31	BA	50	U
31	BA	51	G
31	BA	55	G
31	BA	71	A
31	BA	72	U
31	BA	74	A
31	BA	75	G
31	BA	78	A
31	BA	83	G
31	BA	84	A
31	BA	90	U
31	BA	92	A
31	BA	94	C
31	BA	95	G
31	BA	99	U
31	BA	100	G
31	BA	102	G
31	BA	103	A
31	BA	105	C
31	BA	117	G
31	BA	118	A
31	BA	119	A
31	BA	120	U
31	BA	129	C
31	BA	131	G
31	BA	137	C
31	BA	139(A)	G
31	BA	140	G
31	BA	142	A
31	BA	142(A)	C
31	BA	146	G
31	BA	149	A

Continued on next page...

Continued from previous page...

Mol	Chain	Res	Type
31	BA	154(A)	C
31	BA	157	U
31	BA	158	U
31	BA	171	G
31	BA	173	G
31	BA	175	G
31	BA	196	A
31	BA	197	A
31	BA	198	C
31	BA	199	A
31	BA	204	A
31	BA	205	G
31	BA	215	G
31	BA	216	A
31	BA	221	A
31	BA	222	A
31	BA	225	A
31	BA	228	A
31	BA	229	A
31	BA	233	A
31	BA	248	G
31	BA	250	G
31	BA	252	G
31	BA	267	C
31	BA	268	C
31	BA	269	U
31	BA	271(I)	G
31	BA	271(J)	C
31	BA	271(K)	U
31	BA	271(L)	U
31	BA	271(M)	G
31	BA	271(N)	U
31	BA	271(O)	C
31	BA	271(P)	C
31	BA	271(R)	G
31	BA	271(T)	C
31	BA	271(Y)	U
31	BA	272	G
31	BA	272(B)	G
31	BA	272(H)	C
31	BA	272(I)	U
31	BA	272(J)	C

Continued on next page...

Continued from previous page...

Mol	Chain	Res	Type
31	BA	274	G
31	BA	275	G
31	BA	279	C
31	BA	281	G
31	BA	283	A
31	BA	286	C
31	BA	287	C
31	BA	298	G
31	BA	311	A
31	BA	317	G
31	BA	327	G
31	BA	329	G
31	BA	330	A
31	BA	332	A
31	BA	343	C
31	BA	347	A
31	BA	352	G
31	BA	353	G
31	BA	362	U
31	BA	363	G
31	BA	363(B)	G
31	BA	363(C)	G
31	BA	363(E)	U
31	BA	363(F)	A
31	BA	366	C
31	BA	372	G
31	BA	386	G
31	BA	388	G
31	BA	396	G
31	BA	405	U
31	BA	407	G
31	BA	411	G
31	BA	412	A
31	BA	415	A
31	BA	418	G
31	BA	428	A
31	BA	444	C
31	BA	448	U
31	BA	455	C
31	BA	457	A
31	BA	468	G
31	BA	470	A

Continued on next page...

Continued from previous page...

Mol	Chain	Res	Type
31	BA	471	A
31	BA	472	A
31	BA	473	G
31	BA	475	U
31	BA	481	G
31	BA	482	A
31	BA	494	G
31	BA	504	U
31	BA	505	A
31	BA	508	G
31	BA	509	C
31	BA	511	U
31	BA	512	G
31	BA	518	G
31	BA	529	A
31	BA	530	G
31	BA	531	C
31	BA	532	A
31	BA	533	G
31	BA	536	A
31	BA	537	C
31	BA	541	C
31	BA	542	C
31	BA	543	C
31	BA	547	A
31	BA	548	A
31	BA	549	G
31	BA	551	G
31	BA	563	G
31	BA	571	A
31	BA	573	G
31	BA	575	A
31	BA	586	A
31	BA	588	U
31	BA	603	A
31	BA	604	G
31	BA	607	U
31	BA	614(B)	G
31	BA	615	G
31	BA	619	G
31	BA	622	G
31	BA	626	U

Continued on next page...

Continued from previous page...

Mol	Chain	Res	Type
31	BA	627	A
31	BA	634	C
31	BA	637	A
31	BA	645	C
31	BA	646	A
31	BA	647	G
31	BA	649	G
31	BA	650	C
31	BA	651	G
31	BA	652	C
31	BA	656	G
31	BA	657	U
31	BA	659	C
31	BA	668	G
31	BA	669	G
31	BA	670	A
31	BA	671	C
31	BA	686	G
31	BA	701	G
31	BA	708	C
31	BA	717	G
31	BA	721	C
31	BA	722	A
31	BA	726	G
31	BA	730	C
31	BA	745	G
31	BA	753	C
31	BA	774	A
31	BA	775	G
31	BA	776	G
31	BA	779	U
31	BA	782	A
31	BA	784	A
31	BA	785	G
31	BA	790	C
31	BA	791	C
31	BA	792	G
31	BA	805	G
31	BA	808	G
31	BA	812	C
31	BA	819	A
31	BA	820	A

Continued on next page...

Continued from previous page...

Mol	Chain	Res	Type
31	BA	826	U
31	BA	827	U
31	BA	829	A
31	BA	830	G
31	BA	831	G
31	BA	832	G
31	BA	834	C
31	BA	847	U
31	BA	848	G
31	BA	856	C
31	BA	857	C
31	BA	859	G
31	BA	867	C
31	BA	870	A
31	BA	872	A
31	BA	878	A
31	BA	879	G
31	BA	883	G
31	BA	884	C
31	BA	892	G
31	BA	894	C
31	BA	896	A
31	BA	897	C
31	BA	898	C
31	BA	899	A
31	BA	900	A
31	BA	901	A
31	BA	902	C
31	BA	910	A
31	BA	911	A
31	BA	914	C
31	BA	917	A
31	BA	919	G
31	BA	923	C
31	BA	926	A
31	BA	932	G
31	BA	938	G
31	BA	941	A
31	BA	945	A
31	BA	946	G
31	BA	955	C
31	BA	958	U

Continued on next page...

Continued from previous page...

Mol	Chain	Res	Type
31	BA	959	A
31	BA	961	C
31	BA	971	C
31	BA	974	G
31	BA	975	C
31	BA	975(A)	G
31	BA	983	A
31	BA	990	A
31	BA	991	C
31	BA	993	G
31	BA	996	A
31	BA	1005	C
31	BA	1009	A
31	BA	1011	G
31	BA	1012	U
31	BA	1013	C
31	BA	1015	G
31	BA	1016	G
31	BA	1020	A
31	BA	1021	A
31	BA	1022	G
31	BA	1023	U
31	BA	1025	G
31	BA	1026	U
31	BA	1031	G
31	BA	1032	A
31	BA	1033	U
31	BA	1038	C
31	BA	1039	G
31	BA	1041	C
31	BA	1042	G
31	BA	1043	C
31	BA	1044	G
31	BA	1045	A
31	BA	1047	G
31	BA	1048	A
31	BA	1049	C
31	BA	1051	G
31	BA	1052	C
31	BA	1053	C
31	BA	1106	A
31	BA	1107	G

Continued on next page...

Continued from previous page...

Mol	Chain	Res	Type
31	BA	1110	G
31	BA	1111	A
31	BA	1112	G
31	BA	1113	U
31	BA	1116	C
31	BA	1118	C
31	BA	1130	U
31	BA	1135	C
31	BA	1136	G
31	BA	1139	G
31	BA	1142	U
31	BA	1148	A
31	BA	1155	A
31	BA	1156	A
31	BA	1159	U
31	BA	1169	G
31	BA	1171	G
31	BA	1173	G
31	BA	1174	A
31	BA	1175	U
31	BA	1176	G
31	BA	1177	A
31	BA	1178	C
31	BA	1179	C
31	BA	1180	C
31	BA	1195	G
31	BA	1210	A
31	BA	1211	U
31	BA	1220	A
31	BA	1242	A
31	BA	1251	C
31	BA	1252	G
31	BA	1253	A
31	BA	1255	U
31	BA	1256	G
31	BA	1265	A
31	BA	1271	G
31	BA	1272	A
31	BA	1273	U
31	BA	1287	A
31	BA	1288	U
31	BA	1300	U

Continued on next page...

Continued from previous page...

Mol	Chain	Res	Type
31	BA	1301	A
31	BA	1305	C
31	BA	1307	A
31	BA	1308	A
31	BA	1310	G
31	BA	1313	U
31	BA	1314	C
31	BA	1317	A
31	BA	1318	C
31	BA	1319	G
31	BA	1345	C
31	BA	1349	A
31	BA	1359	A
31	BA	1360	A
31	BA	1364	G
31	BA	1365	A
31	BA	1368	G
31	BA	1370	C
31	BA	1379	A
31	BA	1380	G
31	BA	1384	A
31	BA	1385	G
31	BA	1386	C
31	BA	1389	G
31	BA	1404	C
31	BA	1416	G
31	BA	1417	C
31	BA	1420	U
31	BA	1421	G
31	BA	1427	A
31	BA	1428	C
31	BA	1437	C
31	BA	1445	A
31	BA	1449	A
31	BA	1450	G
31	BA	1450(A)	C
31	BA	1455	G
31	BA	1458	C
31	BA	1461	G
31	BA	1467	C
31	BA	1469	A
31	BA	1470	G

Continued on next page...

Continued from previous page...

Mol	Chain	Res	Type
31	BA	1471	A
31	BA	1475	G
31	BA	1478	G
31	BA	1479	G
31	BA	1480	G
31	BA	1481	U
31	BA	1482	G
31	BA	1484	G
31	BA	1485	G
31	BA	1490	A
31	BA	1491	G
31	BA	1493	C
31	BA	1494	A
31	BA	1495	A
31	BA	1497	U
31	BA	1498	C
31	BA	1502	C
31	BA	1503	U
31	BA	1505	C
31	BA	1508	A
31	BA	1509	C
31	BA	1509(A)	A
31	BA	1511	C
31	BA	1512	U
31	BA	1520	G
31	BA	1526	G
31	BA	1528	A
31	BA	1528(A)	A
31	BA	1529	G
31	BA	1530	C
31	BA	1531	C
31	BA	1532	C
31	BA	1533	G
31	BA	1543	C
31	BA	1545	A
31	BA	1546	C
31	BA	1554	A
31	BA	1558	A
31	BA	1559	G
31	BA	1569	A
31	BA	1578	U
31	BA	1579	A

Continued on next page...

Continued from previous page...

Mol	Chain	Res	Type
31	BA	1580	A
31	BA	1581	G
31	BA	1584	C
31	BA	1586	A
31	BA	1588	C
31	BA	1591	G
31	BA	1598	C
31	BA	1603	A
31	BA	1608	A
31	BA	1609	A
31	BA	1610	A
31	BA	1617	C
31	BA	1618	A
31	BA	1632	A
31	BA	1635	G
31	BA	1636	C
31	BA	1640	C
31	BA	1646	C
31	BA	1648	C
31	BA	1652	A
31	BA	1653	G
31	BA	1654	A
31	BA	1674	G
31	BA	1675	C
31	BA	1686	C
31	BA	1687	G
31	BA	1694	C
31	BA	1695	G
31	BA	1696	G
31	BA	1697	G
31	BA	1700	A
31	BA	1703	G
31	BA	1722	A
31	BA	1739	U
31	BA	1741	A
31	BA	1742	G
31	BA	1744	C
31	BA	1745	C
31	BA	1746	G
31	BA	1748	G
31	BA	1750	G
31	BA	1756	G

Continued on next page...

Continued from previous page...

Mol	Chain	Res	Type
31	BA	1758	G
31	BA	1763	G
31	BA	1764	G
31	BA	1773	A
31	BA	1780	A
31	BA	1782	C
31	BA	1791	A
31	BA	1799	G
31	BA	1800	C
31	BA	1801	G
31	BA	1816	G
31	BA	1820	U
31	BA	1822	G
31	BA	1829	A
31	BA	1835	G
31	BA	1838	C
31	BA	1839	G
31	BA	1847	A
31	BA	1858	G
31	BA	1865	G
31	BA	1866	C
31	BA	1877	A
31	BA	1878	G
31	BA	1882	C
31	BA	1883	G
31	BA	1885	A
31	BA	1888	G
31	BA	1889	A
31	BA	1900	A
31	BA	1902	C
31	BA	1903	G
31	BA	1904	G
31	BA	1905	C
31	BA	1906	G
31	BA	1913	A
31	BA	1914	C
31	BA	1916	A
31	BA	1929	G
31	BA	1930	G
31	BA	1931	U
31	BA	1934	C
31	BA	1935	G

Continued on next page...

Continued from previous page...

Mol	Chain	Res	Type
31	BA	1936	A
31	BA	1938	A
31	BA	1946	U
31	BA	1955	U
31	BA	1962	C
31	BA	1963	U
31	BA	1964	G
31	BA	1967	C
31	BA	1969	A
31	BA	1970	A
31	BA	1971	A
31	BA	1972	A
31	BA	1982	C
31	BA	1983	C
31	BA	1987	G
31	BA	1988	C
31	BA	1990	C
31	BA	1991	U
31	BA	1993	U
31	BA	1997	G
31	BA	2018	G
31	BA	2020	A
31	BA	2023	G
31	BA	2030	A
31	BA	2031	A
31	BA	2033	A
31	BA	2036	C
31	BA	2043	C
31	BA	2055	C
31	BA	2056	G
31	BA	2060	A
31	BA	2061	G
31	BA	2062	A
31	BA	2069	G
31	BA	2093	G
31	BA	2096	U
31	BA	2100	G
31	BA	2103	C
31	BA	2104	G
31	BA	2187	G
31	BA	2190	G
31	BA	2191	G

Continued on next page...

Continued from previous page...

Mol	Chain	Res	Type
31	BA	2192	G
31	BA	2197	U
31	BA	2198	A
31	BA	2199	A
31	BA	2200	C
31	BA	2201	C
31	BA	2203	U
31	BA	2206	G
31	BA	2207	G
31	BA	2208	A
31	BA	2218	U
31	BA	2219	G
31	BA	2225	A
31	BA	2226	C
31	BA	2227	A
31	BA	2234	G
31	BA	2238	G
31	BA	2239	G
31	BA	2240	C
31	BA	2246	G
31	BA	2263	C
31	BA	2268	A
31	BA	2273	A
31	BA	2274	A
31	BA	2275	C
31	BA	2283	C
31	BA	2287	A
31	BA	2288	A
31	BA	2289	G
31	BA	2291	U
31	BA	2302	G
31	BA	2303	G
31	BA	2305	A
31	BA	2307	G
31	BA	2308	G
31	BA	2309	A
31	BA	2311	A
31	BA	2319	G
31	BA	2320	A
31	BA	2325	G
31	BA	2334	G
31	BA	2335	A

Continued on next page...

Continued from previous page...

Mol	Chain	Res	Type
31	BA	2336	A
31	BA	2340	G
31	BA	2345	G
31	BA	2346	A
31	BA	2347	C
31	BA	2350	C
31	BA	2354	G
31	BA	2359	C
31	BA	2360	A
31	BA	2361	A
31	BA	2377	A
31	BA	2383	G
31	BA	2385	C
31	BA	2388	A
31	BA	2394	C
31	BA	2395	C
31	BA	2396	G
31	BA	2399	G
31	BA	2400	G
31	BA	2402	C
31	BA	2403	C
31	BA	2405	G
31	BA	2406	U
31	BA	2410	G
31	BA	2411	A
31	BA	2422	A
31	BA	2423	U
31	BA	2425	A
31	BA	2427	C
31	BA	2429	G
31	BA	2430	A
31	BA	2435	A
31	BA	2439	A
31	BA	2440	C
31	BA	2441	C
31	BA	2448	A
31	BA	2464	C
31	BA	2465	C
31	BA	2468	G
31	BA	2469	A
31	BA	2470	G
31	BA	2471	C

Continued on next page...

Continued from previous page...

Mol	Chain	Res	Type
31	BA	2474	C
31	BA	2475	C
31	BA	2476	A
31	BA	2477	C
31	BA	2478	A
31	BA	2482	G
31	BA	2484	G
31	BA	2489	G
31	BA	2494	G
31	BA	2502	G
31	BA	2504	U
31	BA	2505	G
31	BA	2518	A
31	BA	2520	C
31	BA	2524	G
31	BA	2529	G
31	BA	2535	G
31	BA	2543	G
31	BA	2544	G
31	BA	2550	G
31	BA	2554	U
31	BA	2556	C
31	BA	2566	A
31	BA	2567	G
31	BA	2569	G
31	BA	2572	A
31	BA	2573	C
31	BA	2577	A
31	BA	2586	C
31	BA	2602	A
31	BA	2603	G
31	BA	2608	G
31	BA	2609	U
31	BA	2610	C
31	BA	2611	U
31	BA	2612	C
31	BA	2615	U
31	BA	2630	G
31	BA	2636	U
31	BA	2637	U
31	BA	2638	G
31	BA	2654	A

Continued on next page...

Continued from previous page...

Mol	Chain	Res	Type
31	BA	2655	G
31	BA	2658	C
31	BA	2659	G
31	BA	2660	A
31	BA	2661	G
31	BA	2662	A
31	BA	2663	G
31	BA	2673	G
31	BA	2680	C
31	BA	2686	G
31	BA	2690	C
31	BA	2691	C
31	BA	2702	U
31	BA	2703	C
31	BA	2707	G
31	BA	2712	U
31	BA	2712(A)	A
31	BA	2713	A
31	BA	2714	G
31	BA	2718	G
31	BA	2726	U
31	BA	2733	A
31	BA	2734	A
31	BA	2752	C
31	BA	2754	U
31	BA	2756	U
31	BA	2757	A
31	BA	2758	A
31	BA	2759	G
31	BA	2762	G
31	BA	2764	A
31	BA	2765	A
31	BA	2766	G
31	BA	2778	A
31	BA	2779	U
31	BA	2780	G
31	BA	2781	A
31	BA	2782	G
31	BA	2789	C
31	BA	2790	A
31	BA	2791	C
31	BA	2794	C

Continued on next page...

Continued from previous page...

Mol	Chain	Res	Type
31	BA	2795	G
31	BA	2801	A
31	BA	2801(A)	A
31	BA	2802	G
31	BA	2803	C
31	BA	2808	U
31	BA	2813	A
31	BA	2818	G
31	BA	2820	A
31	BA	2821	A
31	BA	2830	G
31	BA	2833	G
31	BA	2835	A
31	BA	2838	G
31	BA	2844	G
31	BA	2845	G
31	BA	2860	A
31	BA	2872	G
31	BA	2875	C
31	BA	2880	C
31	BA	2892	A
31	BA	2894	G
31	BA	2895	U
32	BB	3	C
32	BB	7	G
32	BB	8	U
32	BB	13	A
32	BB	15	A
32	BB	16	G
32	BB	20	C
32	BB	22	U
32	BB	26	A
32	BB	27	C
32	BB	29	A
32	BB	33	G
32	BB	40	U
32	BB	42	C
32	BB	45	A
32	BB	46	A
32	BB	47	C
32	BB	52	A
32	BB	53	A

Continued on next page...

Continued from previous page...

Mol	Chain	Res	Type
32	BB	56	G
32	BB	65	C
32	BB	67	G
32	BB	73	A
32	BB	75	G
32	BB	81	G
32	BB	85	G
32	BB	88	C
32	BB	90	A
32	BB	91	C
32	BB	102	A
32	BB	106	G
32	BB	110	G
32	BB	116	G
32	BB	118	G
32	BB	119	G
1	CA	9	G
1	CA	31	G
1	CA	32	A
1	CA	39	G
1	CA	47	C
1	CA	48	C
1	CA	50	A
1	CA	51	A
1	CA	59	A
1	CA	61	G
1	CA	70	G
1	CA	80	G
1	CA	81	U
1	CA	90	U
1	CA	91	C
1	CA	97	G
1	CA	98	G
1	CA	101	A
1	CA	116	A
1	CA	120	A
1	CA	121	C
1	CA	122	G
1	CA	131	C
1	CA	147	G
1	CA	150	C
1	CA	157	G

Continued on next page...

Continued from previous page...

Mol	Chain	Res	Type
1	CA	158	G
1	CA	163	C
1	CA	172	A
1	CA	173	U
1	CA	189(G)	G
1	CA	189(H)	G
1	CA	195	A
1	CA	197	A
1	CA	199	G
1	CA	216	G
1	CA	220	G
1	CA	231	G
1	CA	243	A
1	CA	244	U
1	CA	247	G
1	CA	251	G
1	CA	266	G
1	CA	267	C
1	CA	270	A
1	CA	281	G
1	CA	289	G
1	CA	301	G
1	CA	321	A
1	CA	327	A
1	CA	328	C
1	CA	329	A
1	CA	332	G
1	CA	342	C
1	CA	343	U
1	CA	345	C
1	CA	352	C
1	CA	353	A
1	CA	354	G
1	CA	357	G
1	CA	366	C
1	CA	367	U
1	CA	371	G
1	CA	372	C
1	CA	373	A
1	CA	384	G
1	CA	388	G
1	CA	390	C

Continued on next page...

Continued from previous page...

Mol	Chain	Res	Type
1	CA	397	A
1	CA	398	C
1	CA	406	G
1	CA	412	A
1	CA	413	G
1	CA	414	A
1	CA	415	A
1	CA	420	U
1	CA	421	U
1	CA	422	C
1	CA	424	G
1	CA	428	G
1	CA	429	U
1	CA	430	A
1	CA	435	C
1	CA	437	U
1	CA	439	A
1	CA	442	C
1	CA	448	A
1	CA	452	A
1	CA	461	A
1	CA	470	C
1	CA	472	A
1	CA	473	G
1	CA	482	A
1	CA	484	G
1	CA	485	G
1	CA	487	A
1	CA	495	A
1	CA	496	A
1	CA	498	U
1	CA	500	G
1	CA	501	C
1	CA	505	G
1	CA	509	A
1	CA	510	A
1	CA	511	C
1	CA	513	C
1	CA	518	C
1	CA	520	A
1	CA	527	G
1	CA	531	U

Continued on next page...

Continued from previous page...

Mol	Chain	Res	Type
1	CA	532	A
1	CA	533	A
1	CA	534	U
1	CA	545	C
1	CA	547	A
1	CA	559	A
1	CA	560	U
1	CA	561	U
1	CA	562	C
1	CA	572	A
1	CA	573	A
1	CA	576	G
1	CA	577	G
1	CA	588	G
1	CA	596	C
1	CA	607	A
1	CA	616	G
1	CA	618	C
1	CA	623	C
1	CA	630	G
1	CA	632	A
1	CA	653	A
1	CA	665	A
1	CA	687	A
1	CA	688	G
1	CA	693	G
1	CA	702	A
1	CA	703	G
1	CA	720	C
1	CA	721	G
1	CA	731	G
1	CA	733	A
1	CA	749	C
1	CA	753	A
1	CA	755	G
1	CA	766	A
1	CA	775	G
1	CA	776	G
1	CA	777	A
1	CA	786	G
1	CA	792	A
1	CA	793	U

Continued on next page...

Continued from previous page...

Mol	Chain	Res	Type
1	CA	794	A
1	CA	802	A
1	CA	816	A
1	CA	817	C
1	CA	819	A
1	CA	821	G
1	CA	827	U
1	CA	828	A
1	CA	833	U
1	CA	839	U
1	CA	840	C
1	CA	841	U
1	CA	848	C
1	CA	859	A
1	CA	864	A
1	CA	870	U
1	CA	872	A
1	CA	884	U
1	CA	885	G
1	CA	902	G
1	CA	914	A
1	CA	920	U
1	CA	922	G
1	CA	926	G
1	CA	927	G
1	CA	932	C
1	CA	934	C
1	CA	935	A
1	CA	940	C
1	CA	960	U
1	CA	961	U
1	CA	968	A
1	CA	969	A
1	CA	971	G
1	CA	972	C
1	CA	974	A
1	CA	975	A
1	CA	976	G
1	CA	977	A
1	CA	978	A
1	CA	980	C
1	CA	991	U

Continued on next page...

Continued from previous page...

Mol	Chain	Res	Type
1	CA	992	U
1	CA	993	G
1	CA	1005	A
1	CA	1026	G
1	CA	1050	G
1	CA	1054	C
1	CA	1065	U
1	CA	1066	C
1	CA	1068	G
1	CA	1081	G
1	CA	1094	G
1	CA	1095	U
1	CA	1101	A
1	CA	1117	G
1	CA	1118	C
1	CA	1124	G
1	CA	1125	U
1	CA	1126	U
1	CA	1129	C
1	CA	1136	U
1	CA	1137	C
1	CA	1138	G
1	CA	1139	G
1	CA	1146	A
1	CA	1152	A
1	CA	1159	U
1	CA	1160	G
1	CA	1190	G
1	CA	1196	U
1	CA	1197	G
1	CA	1202	G
1	CA	1212	U
1	CA	1213	A
1	CA	1225	A
1	CA	1227	A
1	CA	1238	A
1	CA	1239	A
1	CA	1249	C
1	CA	1255	G
1	CA	1256	A
1	CA	1257	U
1	CA	1258	G

Continued on next page...

Continued from previous page...

Mol	Chain	Res	Type
1	CA	1270	C
1	CA	1280	A
1	CA	1281	U
1	CA	1286	A
1	CA	1287	A
1	CA	1290	G
1	CA	1294	G
1	CA	1300	G
1	CA	1301	U
1	CA	1302	U
1	CA	1305	G
1	CA	1312	G
1	CA	1317	C
1	CA	1320	C
1	CA	1322	C
1	CA	1323	G
1	CA	1331	G
1	CA	1335	C
1	CA	1338	G
1	CA	1347	G
1	CA	1363	C
1	CA	1363(A)	A
1	CA	1364	U
1	CA	1370	G
1	CA	1388	C
1	CA	1397	C
1	CA	1402	C
1	CA	1419	G
1	CA	1442	G
1	CA	1442(A)	G
1	CA	1442(B)	A
1	CA	1443	G
1	CA	1447	A
1	CA	1452	C
1	CA	1456	G
1	CA	1487	G
1	CA	1492	A
1	CA	1493	A
1	CA	1494	G
1	CA	1495	U
1	CA	1497	G
1	CA	1499	A

Continued on next page...

Continued from previous page...

Mol	Chain	Res	Type
1	CA	1502	A
1	CA	1504	G
1	CA	1505	G
1	CA	1506	U
1	CA	1507	A
1	CA	1517	G
1	CA	1519	A
1	CA	1520	G
1	CA	1529	G
1	CA	1530	G
31	DA	9	U
31	DA	10	G
31	DA	11	G
31	DA	15	G
31	DA	23	G
31	DA	34	C
31	DA	35	G
31	DA	45	C
31	DA	50	U
31	DA	51	G
31	DA	55	G
31	DA	71	A
31	DA	72	U
31	DA	74	A
31	DA	75	G
31	DA	78	A
31	DA	83	G
31	DA	84	A
31	DA	90	U
31	DA	92	A
31	DA	94	C
31	DA	95	G
31	DA	99	U
31	DA	100	G
31	DA	102	G
31	DA	103	A
31	DA	105	C
31	DA	117	G
31	DA	118	A
31	DA	119	A
31	DA	120	U
31	DA	129	C

Continued on next page...

Continued from previous page...

Mol	Chain	Res	Type
31	DA	131	G
31	DA	137	C
31	DA	139(A)	G
31	DA	140	G
31	DA	142	A
31	DA	142(A)	C
31	DA	146	G
31	DA	149	A
31	DA	154(A)	C
31	DA	157	U
31	DA	158	U
31	DA	171	G
31	DA	173	G
31	DA	175	G
31	DA	196	A
31	DA	197	A
31	DA	198	C
31	DA	199	A
31	DA	204	A
31	DA	205	G
31	DA	215	G
31	DA	216	A
31	DA	221	A
31	DA	222	A
31	DA	225	A
31	DA	228	A
31	DA	229	A
31	DA	233	A
31	DA	248	G
31	DA	250	G
31	DA	252	G
31	DA	267	C
31	DA	268	C
31	DA	269	U
31	DA	271(I)	G
31	DA	271(J)	C
31	DA	271(K)	U
31	DA	271(L)	U
31	DA	271(M)	G
31	DA	271(N)	U
31	DA	271(O)	C
31	DA	271(P)	C

Continued on next page...

Continued from previous page...

Mol	Chain	Res	Type
31	DA	271(R)	G
31	DA	271(T)	C
31	DA	271(Y)	U
31	DA	272	G
31	DA	272(B)	G
31	DA	272(C)	G
31	DA	272(H)	C
31	DA	272(I)	U
31	DA	272(J)	C
31	DA	274	G
31	DA	275	G
31	DA	279	C
31	DA	281	G
31	DA	283	A
31	DA	286	C
31	DA	287	C
31	DA	298	G
31	DA	311	A
31	DA	317	G
31	DA	327	G
31	DA	329	G
31	DA	330	A
31	DA	332	A
31	DA	343	C
31	DA	347	A
31	DA	352	G
31	DA	353	G
31	DA	362	U
31	DA	363	G
31	DA	363(B)	G
31	DA	363(C)	G
31	DA	363(E)	U
31	DA	363(F)	A
31	DA	366	C
31	DA	372	G
31	DA	386	G
31	DA	388	G
31	DA	396	G
31	DA	405	U
31	DA	407	G
31	DA	411	G
31	DA	412	A

Continued on next page...

Continued from previous page...

Mol	Chain	Res	Type
31	DA	415	A
31	DA	418	G
31	DA	428	A
31	DA	444	C
31	DA	448	U
31	DA	455	C
31	DA	457	A
31	DA	470	A
31	DA	472	A
31	DA	473	G
31	DA	475	U
31	DA	481	G
31	DA	482	A
31	DA	494	G
31	DA	504	U
31	DA	505	A
31	DA	508	G
31	DA	509	C
31	DA	511	U
31	DA	512	G
31	DA	518	G
31	DA	527	C
31	DA	529	A
31	DA	530	G
31	DA	531	C
31	DA	532	A
31	DA	533	G
31	DA	536	A
31	DA	537	C
31	DA	541	C
31	DA	542	C
31	DA	543	C
31	DA	547	A
31	DA	548	A
31	DA	549	G
31	DA	551	G
31	DA	563	G
31	DA	571	A
31	DA	573	G
31	DA	575	A
31	DA	586	A
31	DA	588	U

Continued on next page...

Continued from previous page...

Mol	Chain	Res	Type
31	DA	596	G
31	DA	603	A
31	DA	604	G
31	DA	607	U
31	DA	614(B)	G
31	DA	615	G
31	DA	618	C
31	DA	622	G
31	DA	626	U
31	DA	627	A
31	DA	634	C
31	DA	637	A
31	DA	645	C
31	DA	646	A
31	DA	649	G
31	DA	650	C
31	DA	651	G
31	DA	652	C
31	DA	656	G
31	DA	657	U
31	DA	659	C
31	DA	668	G
31	DA	669	G
31	DA	670	A
31	DA	671	C
31	DA	686	G
31	DA	708	C
31	DA	717	G
31	DA	722	A
31	DA	726	G
31	DA	730	C
31	DA	745	G
31	DA	753	C
31	DA	774	A
31	DA	775	G
31	DA	776	G
31	DA	779	U
31	DA	782	A
31	DA	784	A
31	DA	785	G
31	DA	790	C
31	DA	791	C

Continued on next page...

Continued from previous page...

Mol	Chain	Res	Type
31	DA	792	G
31	DA	805	G
31	DA	808	G
31	DA	812	C
31	DA	819	A
31	DA	820	A
31	DA	826	U
31	DA	827	U
31	DA	829	A
31	DA	830	G
31	DA	831	G
31	DA	847	U
31	DA	848	G
31	DA	856	C
31	DA	857	C
31	DA	859	G
31	DA	867	C
31	DA	870	A
31	DA	872	A
31	DA	878	A
31	DA	883	G
31	DA	884	C
31	DA	892	G
31	DA	894	C
31	DA	896	A
31	DA	897	C
31	DA	898	C
31	DA	899	A
31	DA	900	A
31	DA	901	A
31	DA	902	C
31	DA	910	A
31	DA	911	A
31	DA	914	C
31	DA	917	A
31	DA	919	G
31	DA	923	C
31	DA	926	A
31	DA	932	G
31	DA	938	G
31	DA	941	A
31	DA	945	A

Continued on next page...

Continued from previous page...

Mol	Chain	Res	Type
31	DA	946	G
31	DA	958	U
31	DA	959	A
31	DA	961	C
31	DA	974	G
31	DA	975	C
31	DA	975(A)	G
31	DA	983	A
31	DA	990	A
31	DA	991	C
31	DA	993	G
31	DA	996	A
31	DA	1005	C
31	DA	1011	G
31	DA	1012	U
31	DA	1013	C
31	DA	1015	G
31	DA	1016	G
31	DA	1020	A
31	DA	1021	A
31	DA	1022	G
31	DA	1023	U
31	DA	1025	G
31	DA	1026	U
31	DA	1031	G
31	DA	1032	A
31	DA	1033	U
31	DA	1038	C
31	DA	1039	G
31	DA	1041	C
31	DA	1042	G
31	DA	1043	C
31	DA	1044	G
31	DA	1045	A
31	DA	1047	G
31	DA	1048	A
31	DA	1049	C
31	DA	1051	G
31	DA	1052	C
31	DA	1053	C
31	DA	1106	A
31	DA	1107	G

Continued on next page...

Continued from previous page...

Mol	Chain	Res	Type
31	DA	1110	G
31	DA	1112	G
31	DA	1113	U
31	DA	1116	C
31	DA	1118	C
31	DA	1130	U
31	DA	1135	C
31	DA	1136	G
31	DA	1139	G
31	DA	1142	U
31	DA	1148	A
31	DA	1155	A
31	DA	1156	A
31	DA	1159	U
31	DA	1169	G
31	DA	1171	G
31	DA	1173	G
31	DA	1174	A
31	DA	1175	U
31	DA	1176	G
31	DA	1177	A
31	DA	1178	C
31	DA	1179	C
31	DA	1180	C
31	DA	1195	G
31	DA	1210	A
31	DA	1211	U
31	DA	1213	A
31	DA	1220	A
31	DA	1242	A
31	DA	1251	C
31	DA	1252	G
31	DA	1253	A
31	DA	1255	U
31	DA	1256	G
31	DA	1265	A
31	DA	1271	G
31	DA	1272	A
31	DA	1273	U
31	DA	1287	A
31	DA	1288	U
31	DA	1300	U

Continued on next page...

Continued from previous page...

Mol	Chain	Res	Type
31	DA	1301	A
31	DA	1305	C
31	DA	1307	A
31	DA	1308	A
31	DA	1310	G
31	DA	1314	C
31	DA	1317	A
31	DA	1318	C
31	DA	1319	G
31	DA	1345	C
31	DA	1349	A
31	DA	1359	A
31	DA	1360	A
31	DA	1364	G
31	DA	1365	A
31	DA	1368	G
31	DA	1370	C
31	DA	1379	A
31	DA	1380	G
31	DA	1384	A
31	DA	1385	G
31	DA	1386	C
31	DA	1404	C
31	DA	1407	C
31	DA	1416	G
31	DA	1417	C
31	DA	1420	U
31	DA	1421	G
31	DA	1427	A
31	DA	1428	C
31	DA	1437	C
31	DA	1445	A
31	DA	1449	A
31	DA	1450	G
31	DA	1450(A)	C
31	DA	1455	G
31	DA	1458	C
31	DA	1461	G
31	DA	1467	C
31	DA	1470	G
31	DA	1471	A
31	DA	1475	G

Continued on next page...

Continued from previous page...

Mol	Chain	Res	Type
31	DA	1478	G
31	DA	1479	G
31	DA	1480	G
31	DA	1481	U
31	DA	1482	G
31	DA	1484	G
31	DA	1485	G
31	DA	1490	A
31	DA	1491	G
31	DA	1493	C
31	DA	1494	A
31	DA	1495	A
31	DA	1497	U
31	DA	1498	C
31	DA	1502	C
31	DA	1503	U
31	DA	1505	C
31	DA	1508	A
31	DA	1509	C
31	DA	1509(A)	A
31	DA	1511	C
31	DA	1512	U
31	DA	1520	G
31	DA	1526	G
31	DA	1528	A
31	DA	1528(A)	A
31	DA	1529	G
31	DA	1530	C
31	DA	1531	C
31	DA	1532	C
31	DA	1533	G
31	DA	1543	C
31	DA	1545	A
31	DA	1546	C
31	DA	1554	A
31	DA	1558	A
31	DA	1559	G
31	DA	1569	A
31	DA	1578	U
31	DA	1579	A
31	DA	1580	A
31	DA	1581	G

Continued on next page...

Continued from previous page...

Mol	Chain	Res	Type
31	DA	1584	C
31	DA	1586	A
31	DA	1588	C
31	DA	1591	G
31	DA	1593	G
31	DA	1598	C
31	DA	1603	A
31	DA	1608	A
31	DA	1609	A
31	DA	1610	A
31	DA	1617	C
31	DA	1618	A
31	DA	1632	A
31	DA	1635	G
31	DA	1636	C
31	DA	1640	C
31	DA	1646	C
31	DA	1648	C
31	DA	1652	A
31	DA	1653	G
31	DA	1654	A
31	DA	1674	G
31	DA	1675	C
31	DA	1686	C
31	DA	1687	G
31	DA	1694	C
31	DA	1695	G
31	DA	1696	G
31	DA	1697	G
31	DA	1700	A
31	DA	1703	G
31	DA	1722	A
31	DA	1739	U
31	DA	1741	A
31	DA	1742	G
31	DA	1744	C
31	DA	1745	C
31	DA	1746	G
31	DA	1748	G
31	DA	1756	G
31	DA	1758	G
31	DA	1763	G

Continued on next page...

Continued from previous page...

Mol	Chain	Res	Type
31	DA	1764	G
31	DA	1773	A
31	DA	1780	A
31	DA	1782	C
31	DA	1791	A
31	DA	1799	G
31	DA	1800	C
31	DA	1801	G
31	DA	1816	G
31	DA	1820	U
31	DA	1822	G
31	DA	1829	A
31	DA	1835	G
31	DA	1838	C
31	DA	1839	G
31	DA	1847	A
31	DA	1858	G
31	DA	1865	G
31	DA	1866	C
31	DA	1877	A
31	DA	1878	G
31	DA	1882	C
31	DA	1883	G
31	DA	1885	A
31	DA	1888	G
31	DA	1889	A
31	DA	1900	A
31	DA	1902	C
31	DA	1903	G
31	DA	1904	G
31	DA	1905	C
31	DA	1906	G
31	DA	1913	A
31	DA	1914	C
31	DA	1916	A
31	DA	1929	G
31	DA	1930	G
31	DA	1931	U
31	DA	1934	C
31	DA	1935	G
31	DA	1936	A
31	DA	1938	A

Continued on next page...

Continued from previous page...

Mol	Chain	Res	Type
31	DA	1946	U
31	DA	1955	U
31	DA	1962	C
31	DA	1963	U
31	DA	1964	G
31	DA	1967	C
31	DA	1969	A
31	DA	1970	A
31	DA	1971	A
31	DA	1972	A
31	DA	1982	C
31	DA	1983	C
31	DA	1987	G
31	DA	1988	C
31	DA	1990	C
31	DA	1991	U
31	DA	1993	U
31	DA	1997	G
31	DA	2018	G
31	DA	2020	A
31	DA	2023	G
31	DA	2030	A
31	DA	2031	A
31	DA	2033	A
31	DA	2036	C
31	DA	2043	C
31	DA	2055	C
31	DA	2056	G
31	DA	2060	A
31	DA	2061	G
31	DA	2062	A
31	DA	2069	G
31	DA	2093	G
31	DA	2096	U
31	DA	2100	G
31	DA	2103	C
31	DA	2104	G
31	DA	2187	G
31	DA	2190	G
31	DA	2191	G
31	DA	2192	G
31	DA	2198	A

Continued on next page...

Continued from previous page...

Mol	Chain	Res	Type
31	DA	2199	A
31	DA	2200	C
31	DA	2201	C
31	DA	2203	U
31	DA	2206	G
31	DA	2207	G
31	DA	2208	A
31	DA	2218	U
31	DA	2219	G
31	DA	2225	A
31	DA	2226	C
31	DA	2227	A
31	DA	2234	G
31	DA	2238	G
31	DA	2239	G
31	DA	2240	C
31	DA	2246	G
31	DA	2252	G
31	DA	2263	C
31	DA	2268	A
31	DA	2273	A
31	DA	2274	A
31	DA	2275	C
31	DA	2283	C
31	DA	2287	A
31	DA	2288	A
31	DA	2289	G
31	DA	2291	U
31	DA	2302	G
31	DA	2303	G
31	DA	2305	A
31	DA	2307	G
31	DA	2308	G
31	DA	2309	A
31	DA	2311	A
31	DA	2319	G
31	DA	2320	A
31	DA	2325	G
31	DA	2334	G
31	DA	2335	A
31	DA	2336	A
31	DA	2340	G

Continued on next page...

Continued from previous page...

Mol	Chain	Res	Type
31	DA	2345	G
31	DA	2346	A
31	DA	2347	C
31	DA	2350	C
31	DA	2354	G
31	DA	2359	C
31	DA	2360	A
31	DA	2361	A
31	DA	2377	A
31	DA	2383	G
31	DA	2385	C
31	DA	2388	A
31	DA	2394	C
31	DA	2395	C
31	DA	2396	G
31	DA	2399	G
31	DA	2400	G
31	DA	2402	C
31	DA	2403	C
31	DA	2405	G
31	DA	2406	U
31	DA	2410	G
31	DA	2411	A
31	DA	2422	A
31	DA	2423	U
31	DA	2425	A
31	DA	2427	C
31	DA	2429	G
31	DA	2430	A
31	DA	2435	A
31	DA	2439	A
31	DA	2440	C
31	DA	2441	C
31	DA	2448	A
31	DA	2464	C
31	DA	2465	C
31	DA	2468	G
31	DA	2469	A
31	DA	2470	G
31	DA	2471	C
31	DA	2474	C
31	DA	2475	C

Continued on next page...

Continued from previous page...

Mol	Chain	Res	Type
31	DA	2476	A
31	DA	2477	C
31	DA	2478	A
31	DA	2482	G
31	DA	2484	G
31	DA	2489	G
31	DA	2497	A
31	DA	2500	U
31	DA	2502	G
31	DA	2504	U
31	DA	2505	G
31	DA	2518	A
31	DA	2520	C
31	DA	2524	G
31	DA	2529	G
31	DA	2535	G
31	DA	2543	G
31	DA	2544	G
31	DA	2550	G
31	DA	2554	U
31	DA	2556	C
31	DA	2566	A
31	DA	2567	G
31	DA	2569	G
31	DA	2570	G
31	DA	2572	A
31	DA	2573	C
31	DA	2577	A
31	DA	2586	C
31	DA	2602	A
31	DA	2603	G
31	DA	2608	G
31	DA	2609	U
31	DA	2610	C
31	DA	2611	U
31	DA	2612	C
31	DA	2615	U
31	DA	2630	G
31	DA	2636	U
31	DA	2637	U
31	DA	2638	G
31	DA	2646	C

Continued on next page...

Continued from previous page...

Mol	Chain	Res	Type
31	DA	2654	A
31	DA	2655	G
31	DA	2658	C
31	DA	2659	G
31	DA	2660	A
31	DA	2661	G
31	DA	2662	A
31	DA	2663	G
31	DA	2673	G
31	DA	2680	C
31	DA	2686	G
31	DA	2690	C
31	DA	2691	C
31	DA	2702	U
31	DA	2703	C
31	DA	2707	G
31	DA	2712	U
31	DA	2712(A)	A
31	DA	2713	A
31	DA	2714	G
31	DA	2718	G
31	DA	2726	U
31	DA	2733	A
31	DA	2734	A
31	DA	2752	C
31	DA	2753	A
31	DA	2754	U
31	DA	2756	U
31	DA	2757	A
31	DA	2758	A
31	DA	2759	G
31	DA	2762	G
31	DA	2764	A
31	DA	2765	A
31	DA	2766	G
31	DA	2778	A
31	DA	2779	U
31	DA	2780	G
31	DA	2781	A
31	DA	2782	G
31	DA	2789	C
31	DA	2790	A

Continued on next page...

Continued from previous page...

Mol	Chain	Res	Type
31	DA	2791	C
31	DA	2794	C
31	DA	2795	G
31	DA	2801	A
31	DA	2801(A)	A
31	DA	2802	G
31	DA	2803	C
31	DA	2808	U
31	DA	2812	G
31	DA	2813	A
31	DA	2818	G
31	DA	2820	A
31	DA	2821	A
31	DA	2830	G
31	DA	2833	G
31	DA	2835	A
31	DA	2844	G
31	DA	2845	G
31	DA	2860	A
31	DA	2872	G
31	DA	2875	C
31	DA	2880	C
31	DA	2892	A
31	DA	2894	G
31	DA	2895	U
32	DB	3	C
32	DB	7	G
32	DB	8	U
32	DB	13	A
32	DB	15	A
32	DB	16	G
32	DB	20	C
32	DB	22	U
32	DB	26	A
32	DB	27	C
32	DB	29	A
32	DB	33	G
32	DB	40	U
32	DB	42	C
32	DB	45	A
32	DB	46	A
32	DB	47	C

Continued on next page...

Continued from previous page...

Mol	Chain	Res	Type
32	DB	52	A
32	DB	53	A
32	DB	56	G
32	DB	65	C
32	DB	67	G
32	DB	73	A
32	DB	75	G
32	DB	81	G
32	DB	85	G
32	DB	88	C
32	DB	90	A
32	DB	91	C
32	DB	102	A
32	DB	106	G
32	DB	110	G
32	DB	116	G
32	DB	118	G
32	DB	119	G

All (204) RNA pucker outliers are listed below:

Mol	Chain	Res	Type
1	AA	60	A
1	AA	79	G
1	AA	115	G
1	AA	243	A
1	AA	250	A
1	AA	266	G
1	AA	328	C
1	AA	353	A
1	AA	366	C
1	AA	428	G
1	AA	429	U
1	AA	484	G
1	AA	499	A
1	AA	509	A
1	AA	533	A
1	AA	560	U
1	AA	687	A
1	AA	748	C
1	AA	776	G
1	AA	913	A

Continued on next page...

Continued from previous page...

Mol	Chain	Res	Type
1	AA	991	U
1	AA	992	U
1	AA	1049	U
1	AA	1064	G
1	AA	1065	U
1	AA	1067	A
1	AA	1201	A
1	AA	1285	A
1	AA	1493	A
1	AA	1498	U
1	AA	1504	G
31	BA	34	C
31	BA	50	U
31	BA	71	A
31	BA	128	C
31	BA	221	A
31	BA	272	G
31	BA	310	A
31	BA	331	A
31	BA	387	U
31	BA	472	A
31	BA	474	G
31	BA	481	G
31	BA	494	G
31	BA	512	G
31	BA	529	A
31	BA	542	C
31	BA	587	C
31	BA	603	A
31	BA	668	G
31	BA	669	G
31	BA	670	A
31	BA	746	A
31	BA	752	A
31	BA	774	A
31	BA	790	C
31	BA	827	U
31	BA	856	C
31	BA	974	G
31	BA	1022	G
31	BA	1112	G
31	BA	1176	G

Continued on next page...

Continued from previous page...

Mol	Chain	Res	Type
31	BA	1210	A
31	BA	1250	G
31	BA	1251	C
31	BA	1299	G
31	BA	1300	U
31	BA	1301	A
31	BA	1378	A
31	BA	1379	A
31	BA	1427	A
31	BA	1494	A
31	BA	1533	G
31	BA	1544	A
31	BA	1558	A
31	BA	1608	A
31	BA	1617	C
31	BA	1652	A
31	BA	1694	C
31	BA	1740	G
31	BA	1819	A
31	BA	1934	C
31	BA	1962	C
31	BA	1970	A
31	BA	1987	G
31	BA	1992	G
31	BA	2030	A
31	BA	2036	C
31	BA	2225	A
31	BA	2405	G
31	BA	2406	U
31	BA	2439	A
31	BA	2506	U
31	BA	2610	C
31	BA	2611	U
31	BA	2637	U
31	BA	2662	A
31	BA	2689	U
31	BA	2712	U
31	BA	2756	U
31	BA	2796	U
31	BA	2859	G
32	BB	81	G
1	CA	60	A

Continued on next page...

Continued from previous page...

Mol	Chain	Res	Type
1	CA	79	G
1	CA	115	G
1	CA	243	A
1	CA	250	A
1	CA	266	G
1	CA	328	C
1	CA	353	A
1	CA	366	C
1	CA	428	G
1	CA	429	U
1	CA	484	G
1	CA	499	A
1	CA	509	A
1	CA	533	A
1	CA	560	U
1	CA	687	A
1	CA	748	C
1	CA	776	G
1	CA	913	A
1	CA	991	U
1	CA	992	U
1	CA	1049	U
1	CA	1064	G
1	CA	1065	U
1	CA	1067	A
1	CA	1201	A
1	CA	1285	A
1	CA	1493	A
1	CA	1498	U
1	CA	1504	G
31	DA	34	C
31	DA	50	U
31	DA	71	A
31	DA	102	G
31	DA	128	C
31	DA	221	A
31	DA	272	G
31	DA	310	A
31	DA	331	A
31	DA	387	U
31	DA	472	A
31	DA	474	G

Continued on next page...

Continued from previous page...

Mol	Chain	Res	Type
31	DA	481	G
31	DA	494	G
31	DA	512	G
31	DA	529	A
31	DA	542	C
31	DA	587	C
31	DA	603	A
31	DA	668	G
31	DA	669	G
31	DA	670	A
31	DA	752	A
31	DA	774	A
31	DA	790	C
31	DA	827	U
31	DA	856	C
31	DA	974	G
31	DA	1022	G
31	DA	1112	G
31	DA	1176	G
31	DA	1210	A
31	DA	1250	G
31	DA	1251	C
31	DA	1299	G
31	DA	1300	U
31	DA	1301	A
31	DA	1378	A
31	DA	1379	A
31	DA	1427	A
31	DA	1494	A
31	DA	1533	G
31	DA	1544	A
31	DA	1558	A
31	DA	1608	A
31	DA	1617	C
31	DA	1652	A
31	DA	1694	C
31	DA	1740	G
31	DA	1819	A
31	DA	1934	C
31	DA	1962	C
31	DA	1970	A
31	DA	1987	G

Continued on next page...

Continued from previous page...

Mol	Chain	Res	Type
31	DA	1992	G
31	DA	2017	U
31	DA	2030	A
31	DA	2225	A
31	DA	2405	G
31	DA	2406	U
31	DA	2439	A
31	DA	2506	U
31	DA	2610	C
31	DA	2611	U
31	DA	2637	U
31	DA	2662	A
31	DA	2689	U
31	DA	2756	U
31	DA	2796	U
31	DA	2859	G

5.4 Non-standard residues in protein, DNA, RNA chains [i](#)

There are no non-standard protein/DNA/RNA residues in this entry.

5.5 Carbohydrates [i](#)

There are no monosaccharides in this entry.

5.6 Ligand geometry [i](#)

Of 802 ligands modelled in this entry, 800 are monoatomic - leaving 2 for Mogul analysis.

In the following table, the Counts columns list the number of bonds (or angles) for which Mogul statistics could be retrieved, the number of bonds (or angles) that are observed in the model and the number of bonds (or angles) that are defined in the Chemical Component Dictionary. The Link column lists molecule types, if any, to which the group is linked. The Z score for a bond length (or angle) is the number of standard deviations the observed value is removed from the expected value. A bond length (or angle) with $|Z| > 2$ is considered an outlier worth inspection. RMSZ is the root-mean-square of all Z scores of the bond lengths (or angles).

Mol	Type	Chain	Res	Link	Bond lengths			Bond angles		
					Counts	RMSZ	$\# Z > 2$	Counts	RMSZ	$\# Z > 2$
55	ZIT	BA	3351	-	54,54,54	1.38	6 (11%)	82,83,83	1.08	4 (4%)
55	ZIT	DA	3311	-	54,54,54	1.38	6 (11%)	82,83,83	1.08	4 (4%)

In the following table, the Chirals column lists the number of chiral outliers, the number of chiral centers analysed, the number of these observed in the model and the number defined in the Chemical Component Dictionary. Similar counts are reported in the Torsion and Rings columns. '-' means no outliers of that kind were identified.

Mol	Type	Chain	Res	Link	Chirals	Torsions	Rings
55	ZIT	BA	3351	-	-	3/72/107/107	0/3/3/3
55	ZIT	DA	3311	-	-	3/72/107/107	0/3/3/3

All (12) bond length outliers are listed below:

Mol	Chain	Res	Type	Atoms	Z	Observed(Å)	Ideal(Å)
55	BA	3351	ZIT	C22-C11	3.30	1.58	1.52
55	DA	3311	ZIT	C22-C11	3.28	1.58	1.52
55	DA	3311	ZIT	C13-C14	3.20	1.60	1.54
55	BA	3351	ZIT	C13-C14	3.16	1.60	1.54
55	DA	3311	ZIT	O13-C13	2.61	1.48	1.44
55	BA	3351	ZIT	O13-C13	2.58	1.48	1.44
55	BA	3351	ZIT	C6-C5	2.50	1.60	1.55
55	DA	3311	ZIT	C6-C5	2.49	1.60	1.55
55	BA	3351	ZIT	C13-C12	2.32	1.61	1.55
55	DA	3311	ZIT	C13-C12	2.30	1.61	1.55
55	BA	3351	ZIT	O6-C6	2.08	1.48	1.44
55	DA	3311	ZIT	O6-C6	2.07	1.48	1.44

All (8) bond angle outliers are listed below:

Mol	Chain	Res	Type	Atoms	Z	Observed(°)	Ideal(°)
55	BA	3351	ZIT	C9-N10-C11	-3.01	106.95	112.05
55	DA	3311	ZIT	C9-N10-C11	-2.99	106.99	112.05
55	DA	3311	ZIT	C7-C8-C9	2.83	116.09	112.06
55	BA	3351	ZIT	C7-C8-C9	2.82	116.09	112.06
55	BA	3351	ZIT	C4A-C3A-C2A	-2.12	106.91	109.97
55	DA	3311	ZIT	C4A-C3A-C2A	-2.11	106.92	109.97
55	DA	3311	ZIT	O6-C6-C7	2.11	113.84	108.40
55	BA	3351	ZIT	O6-C6-C7	2.11	113.83	108.40

There are no chirality outliers.

All (6) torsion outliers are listed below:

Mol	Chain	Res	Type	Atoms
55	BA	3351	ZIT	C12-C11-N10-C21
55	BA	3351	ZIT	C22-C11-N10-C21

Continued on next page...

Continued from previous page...

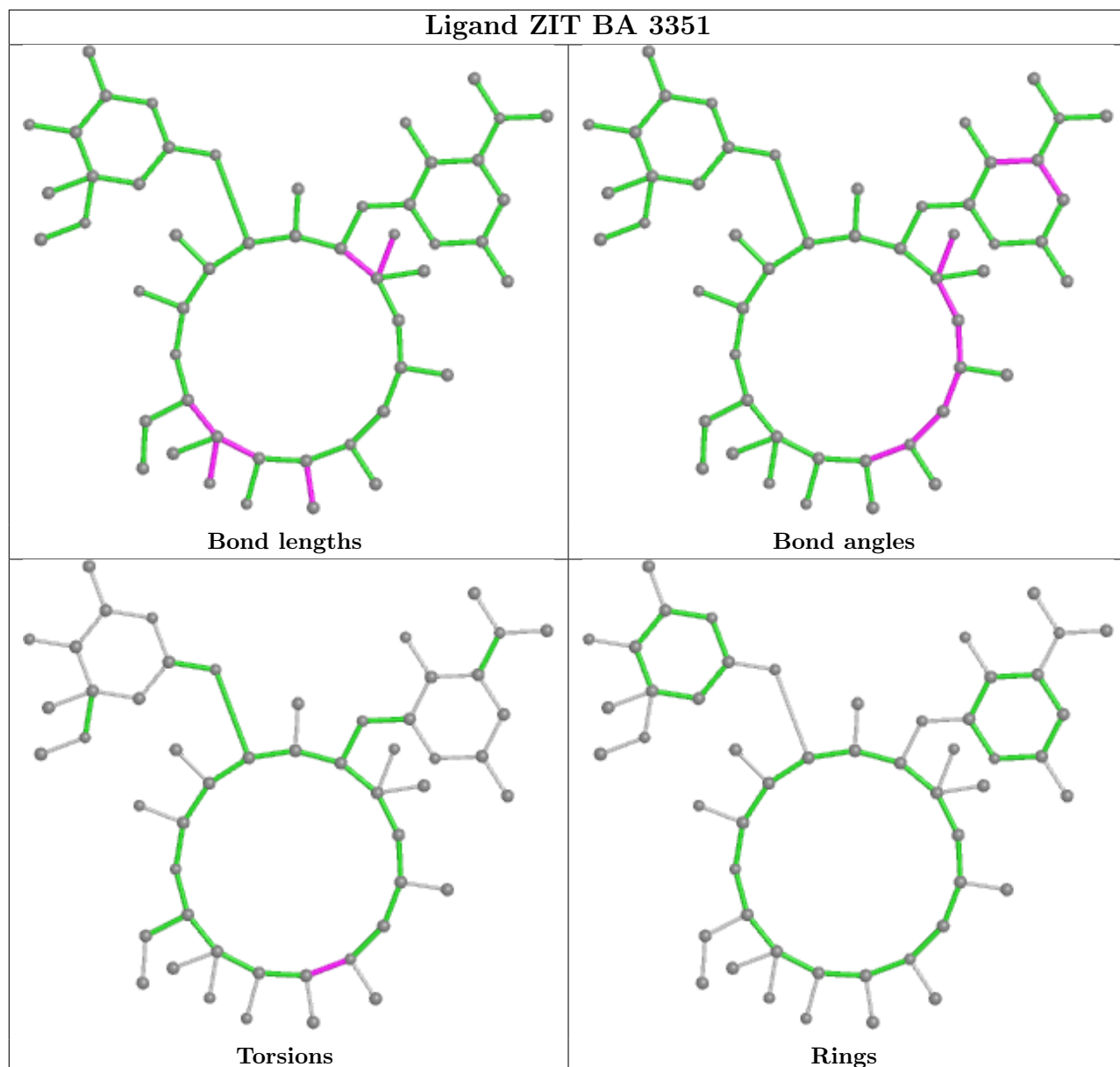
Mol	Chain	Res	Type	Atoms
55	DA	3311	ZIT	C12-C11-N10-C21
55	DA	3311	ZIT	C22-C11-N10-C21
55	BA	3351	ZIT	C12-C11-N10-C9
55	DA	3311	ZIT	C12-C11-N10-C9

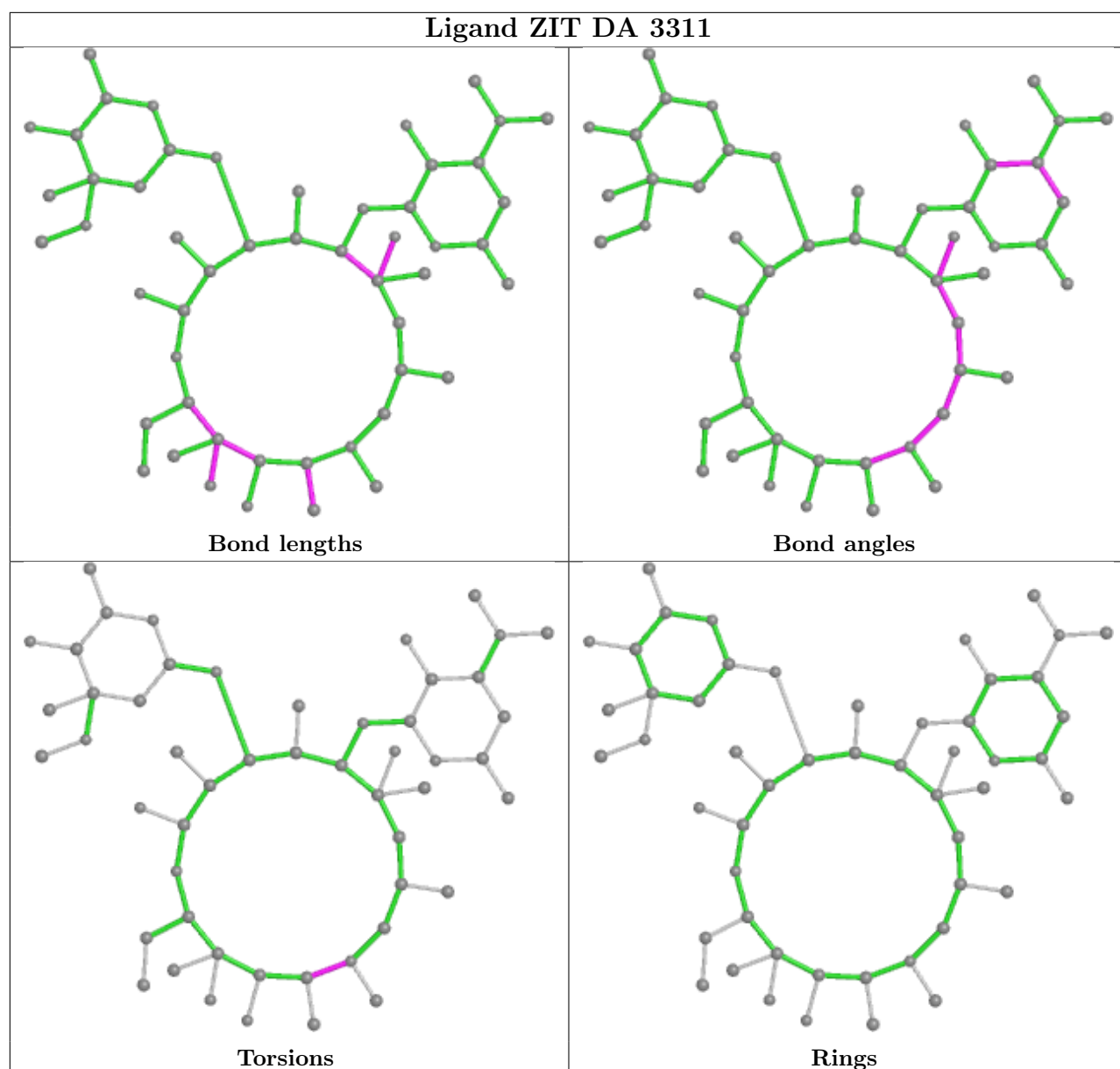
There are no ring outliers.

2 monomers are involved in 6 short contacts:

Mol	Chain	Res	Type	Clashes	Symm-Clashes
55	BA	3351	ZIT	3	0
55	DA	3311	ZIT	3	0

The following is a two-dimensional graphical depiction of Mogul quality analysis of bond lengths, bond angles, torsion angles, and ring geometry for all instances of the Ligand of Interest. In addition, ligands with molecular weight > 250 and outliers as shown on the validation Tables will also be included. For torsion angles, if less than 5% of the Mogul distribution of torsion angles is within 10 degrees of the torsion angle in question, then that torsion angle is considered an outlier. Any bond that is central to one or more torsion angles identified as an outlier by Mogul will be highlighted in the graph. For rings, the root-mean-square deviation (RMSD) between the ring in question and similar rings identified by Mogul is calculated over all ring torsion angles. If the average RMSD is greater than 60 degrees and the minimal RMSD between the ring in question and any Mogul-identified rings is also greater than 60 degrees, then that ring is considered an outlier. The outliers are highlighted in purple. The color gray indicates Mogul did not find sufficient equivalents in the CSD to analyse the geometry.





5.7 Other polymers [i](#)

There are no such residues in this entry.

5.8 Polymer linkage issues [i](#)

The following chains have linkage breaks:

Mol	Chain	Number of breaks
13	CM	3
13	AM	3
36	DG	1

Continued on next page...

Continued from previous page...

Mol	Chain	Number of breaks
36	BG	1
28	B6	1
28	D6	1
9	AI	1
9	CI	1
47	BV	1
47	DV	1

All chain breaks are listed below:

Model	Chain	Residue-1	Atom-1	Residue-2	Atom-2	Distance (Å)
1	CM	69:GLU	C	70:LEU	N	5.29
1	AM	69:GLU	C	70:LEU	N	5.28
1	DG	112:PRO	C	113:ARG	N	4.77
1	BG	112:PRO	C	113:ARG	N	4.76
1	AM	112:GLY	C	113:PRO	N	4.20
1	CM	112:GLY	C	113:PRO	N	4.18
1	AM	97:PRO	C	98:VAL	N	4.12
1	CM	97:PRO	C	98:VAL	N	4.12
1	B6	46:HIS	C	47:THR	N	4.06
1	D6	46:HIS	C	47:THR	N	4.03
1	AI	53:VAL	C	54:ASP	N	3.98
1	CI	53:VAL	C	54:ASP	N	3.97
1	BV	80:GLN	C	81:TYR	N	3.43
1	DV	80:GLN	C	81:TYR	N	3.26

6 Fit of model and data i

6.1 Protein, DNA and RNA chains i

In the following table, the column labelled '#RSRZ > 2' contains the number (and percentage) of RSRZ outliers, followed by percent RSRZ outliers for the chain as percentile scores relative to all X-ray entries and entries of similar resolution. The OWAB column contains the minimum, median, 95th percentile and maximum values of the occupancy-weighted average B-factor per residue. The column labelled 'Q < 0.9' lists the number of (and percentage) of residues with an average occupancy less than 0.9.

Mol	Chain	Analysed	<RSRZ>	#RSRZ>2	OWAB(Å ²)	Q<0.9
1	AA	1504/1522 (98%)	0.63	189 (12%) 3 1	60, 125, 191, 194	0
1	CA	1504/1522 (98%)	0.63	194 (12%) 3 1	61, 125, 191, 194	0
2	AB	235/256 (91%)	0.52	32 (13%) 3 1	107, 156, 184, 191	0
2	CB	235/256 (91%)	0.91	46 (19%) 1 0	107, 158, 185, 191	0
3	AC	207/239 (86%)	0.60	29 (14%) 2 1	115, 163, 184, 189	0
3	CC	207/239 (86%)	1.36	63 (30%) 0 0	119, 166, 184, 191	0
4	AD	208/209 (99%)	0.41	18 (8%) 10 3	83, 131, 170, 181	0
4	CD	208/209 (99%)	0.34	16 (7%) 13 4	82, 131, 168, 182	0
5	AE	151/162 (93%)	0.44	14 (9%) 8 3	83, 116, 160, 188	0
5	CE	151/162 (93%)	0.78	29 (19%) 1 0	84, 117, 162, 189	0
6	AF	101/101 (100%)	0.22	5 (4%) 28 10	85, 132, 164, 180	0
6	CF	101/101 (100%)	0.20	7 (6%) 16 5	86, 132, 165, 182	0
7	AG	155/156 (99%)	1.43	53 (34%) 0 0	140, 171, 188, 191	0
7	CG	155/156 (99%)	2.45	75 (48%) 0 0	140, 171, 188, 190	0
8	AH	138/138 (100%)	0.08	7 (5%) 28 10	85, 121, 155, 164	0
8	CH	138/138 (100%)	0.02	4 (2%) 51 23	85, 123, 156, 162	0
9	AI	127/128 (99%)	2.37	62 (48%) 0 0	142, 182, 190, 192	0
9	CI	127/128 (99%)	2.31	52 (40%) 0 0	143, 183, 190, 191	0
10	AJ	99/105 (94%)	3.02	59 (59%) 0 0	130, 176, 189, 191	0
10	CJ	99/105 (94%)	2.84	55 (55%) 0 0	130, 177, 190, 193	0
11	AK	119/129 (92%)	0.73	20 (16%) 1 0	82, 123, 164, 187	0
11	CK	119/129 (92%)	0.85	15 (12%) 3 1	84, 123, 165, 186	0
12	AL	125/135 (92%)	0.60	15 (12%) 4 1	80, 108, 163, 189	0
12	CL	125/135 (92%)	0.63	15 (12%) 4 1	82, 109, 164, 188	0

Continued on next page...

Continued from previous page...

Mol	Chain	Analysed	<RSRZ>	#RSRZ>2	OWAB(Å ²)	Q<0.9
13	AM	115/126 (91%)	3.06	71 (61%) 0 0	150, 185, 190, 193	0
13	CM	115/126 (91%)	2.85	72 (62%) 0 0	149, 185, 190, 192	0
14	AN	60/61 (98%)	1.33	17 (28%) 0 0	131, 168, 185, 189	0
14	CN	60/61 (98%)	1.08	14 (23%) 0 0	132, 170, 186, 189	0
15	AO	88/89 (98%)	0.14	4 (4%) 33 12	74, 111, 157, 162	0
15	CO	88/89 (98%)	0.40	6 (6%) 17 5	74, 112, 159, 165	0
16	AP	84/88 (95%)	1.15	27 (32%) 0 0	91, 118, 161, 179	0
16	CP	84/88 (95%)	0.82	14 (16%) 1 0	89, 116, 160, 180	0
17	AQ	100/105 (95%)	0.35	7 (7%) 16 5	80, 109, 153, 163	0
17	CQ	100/105 (95%)	0.23	7 (7%) 16 5	85, 110, 153, 159	0
18	AR	70/88 (79%)	0.62	8 (11%) 5 1	93, 121, 170, 183	0
18	CR	70/88 (79%)	1.48	20 (28%) 0 0	93, 122, 171, 183	0
19	AS	79/93 (84%)	3.39	51 (64%) 0 0	142, 186, 190, 191	0
19	CS	79/93 (84%)	3.34	54 (68%) 0 0	142, 186, 191, 192	0
20	AT	99/106 (93%)	0.65	11 (11%) 5 1	84, 119, 157, 177	0
20	CT	99/106 (93%)	0.39	9 (9%) 9 3	84, 119, 157, 179	0
21	AU	25/27 (92%)	3.24	14 (56%) 0 0	143, 174, 188, 190	0
21	CU	25/27 (92%)	2.67	15 (60%) 0 0	141, 172, 188, 189	0
22	B0	85/85 (100%)	0.41	8 (9%) 8 3	49, 70, 175, 187	0
22	D0	85/85 (100%)	0.51	9 (10%) 6 2	54, 74, 173, 188	0
23	B1	89/98 (90%)	0.21	2 (2%) 62 33	50, 79, 150, 187	0
23	D1	89/98 (90%)	0.12	5 (5%) 24 8	51, 81, 151, 190	0
24	B2	51/72 (70%)	0.75	7 (13%) 3 1	59, 99, 175, 186	0
24	D2	51/72 (70%)	0.53	7 (13%) 3 1	62, 100, 175, 188	0
25	B3	60/60 (100%)	-0.13	1 (1%) 70 41	46, 69, 132, 168	0
25	D3	60/60 (100%)	0.29	3 (5%) 28 10	51, 72, 136, 161	0
26	B4	32/71 (45%)	-0.22	0 100 100	133, 161, 182, 184	0
26	D4	32/71 (45%)	0.31	5 (15%) 2 1	133, 164, 182, 186	0
27	B5	58/60 (96%)	0.35	4 (6%) 16 5	34, 61, 165, 188	0
27	D5	58/60 (96%)	0.05	5 (8%) 10 3	39, 63, 163, 190	0
28	B6	45/54 (83%)	0.68	3 (6%) 17 5	49, 85, 141, 173	0

Continued on next page...

Continued from previous page...

Mol	Chain	Analysed	<RSRZ>	#RSRZ>2	OWAB(Å ²)	Q<0.9
28	D6	45/54 (83%)	0.61	7 (15%) 2 1	52, 87, 142, 172	0
29	B7	49/49 (100%)	0.26	3 (6%) 21 7	36, 45, 119, 172	0
29	D7	49/49 (100%)	0.36	4 (8%) 11 3	38, 49, 120, 173	0
30	B8	64/65 (98%)	0.30	5 (7%) 13 4	46, 68, 140, 165	0
30	D8	64/65 (98%)	0.09	0 100 100	49, 73, 141, 169	0
31	BA	2725/2787 (97%)	0.02	59 (2%) 62 33	33, 59, 153, 194	0
31	DA	2725/2787 (97%)	-0.16	101 (3%) 41 17	38, 64, 157, 194	0
32	BB	119/122 (97%)	0.16	4 (3%) 45 19	50, 101, 149, 184	0
32	DB	119/122 (97%)	0.38	10 (8%) 11 3	59, 105, 157, 184	0
33	BD	272/276 (98%)	-0.19	4 (1%) 73 46	37, 62, 120, 168	0
33	DD	272/276 (98%)	-0.29	3 (1%) 80 56	40, 65, 122, 165	0
34	BE	205/206 (99%)	-0.01	6 (2%) 51 23	36, 65, 153, 181	0
34	DE	205/206 (99%)	0.06	10 (4%) 29 11	40, 69, 154, 182	0
35	BF	208/210 (99%)	0.15	14 (6%) 17 5	35, 77, 175, 189	0
35	DF	208/210 (99%)	0.28	13 (6%) 20 6	39, 79, 176, 188	0
36	BG	181/182 (99%)	1.16	49 (27%) 0 0	100, 152, 186, 192	0
36	DG	181/182 (99%)	1.84	65 (35%) 0 0	106, 159, 189, 191	0
37	BH	160/180 (88%)	0.22	3 (1%) 66 37	69, 111, 151, 182	0
37	DH	160/180 (88%)	0.93	34 (21%) 0 0	74, 114, 157, 185	0
38	BI	146/148 (98%)	0.47	14 (9%) 8 2	67, 152, 187, 190	0
38	DI	146/148 (98%)	1.07	37 (25%) 0 0	69, 156, 189, 191	0
39	BN	139/140 (99%)	0.01	4 (2%) 51 23	45, 75, 143, 182	0
39	DN	139/140 (99%)	-0.16	3 (2%) 62 33	49, 78, 143, 183	0
40	BO	122/122 (100%)	-0.25	0 100 100	45, 67, 123, 147	0
40	DO	122/122 (100%)	-0.55	0 100 100	48, 69, 125, 149	0
41	BP	146/150 (97%)	0.46	10 (6%) 17 5	29, 93, 149, 190	0
41	DP	146/150 (97%)	0.45	15 (10%) 6 2	38, 95, 152, 188	0
42	BQ	136/141 (96%)	0.42	9 (6%) 18 5	50, 77, 147, 183	0
42	DQ	136/141 (96%)	0.38	8 (5%) 22 7	52, 79, 147, 183	0
43	BR	117/118 (99%)	-0.07	0 100 100	40, 60, 130, 139	0
43	DR	117/118 (99%)	-0.28	1 (0%) 84 63	42, 62, 131, 140	0

Continued on next page...

Continued from previous page...

Mol	Chain	Analysed	<RSRZ>	#RSRZ>2	OWAB(Å ²)	Q<0.9
44	BS	99/112 (88%)	0.40	6 (6%) 21 7	54, 111, 148, 165	0
44	DS	99/112 (88%)	1.19	24 (24%) 0 0	62, 113, 154, 170	0
45	BT	132/146 (90%)	0.17	5 (3%) 40 16	55, 87, 154, 181	0
45	DT	132/146 (90%)	0.14	11 (8%) 11 3	58, 90, 156, 179	0
46	BU	117/118 (99%)	0.09	2 (1%) 70 41	40, 62, 124, 176	0
46	DU	117/118 (99%)	0.14	6 (5%) 28 10	44, 67, 130, 175	0
47	BV	101/101 (100%)	0.60	9 (8%) 9 3	38, 103, 176, 188	0
47	DV	101/101 (100%)	0.63	11 (10%) 5 2	44, 109, 177, 188	0
48	BW	113/113 (100%)	-0.38	0 100 100	38, 51, 112, 179	0
48	DW	113/113 (100%)	-0.46	1 (0%) 84 63	41, 54, 119, 181	0
49	BX	93/96 (96%)	0.11	4 (4%) 35 13	47, 74, 145, 179	0
49	DX	93/96 (96%)	0.02	6 (6%) 18 5	52, 76, 146, 179	0
50	BY	101/110 (91%)	0.89	16 (15%) 2 1	57, 107, 184, 192	0
50	DY	101/110 (91%)	0.79	18 (17%) 1 0	60, 108, 183, 193	0
51	BZ	177/206 (85%)	0.15	10 (5%) 24 8	68, 113, 158, 169	0
51	DZ	177/206 (85%)	0.51	20 (11%) 5 1	74, 117, 161, 168	0
All	All	20062/20922 (95%)	0.44	2198 (10%) 5 2	29, 99, 187, 194	0

All (2198) RSRZ outliers are listed below:

Mol	Chain	Res	Type	RSRZ
42	DQ	141	GLN	19.8
31	DA	2802	G	19.5
42	BQ	140	ALA	18.9
42	BQ	141	GLN	17.8
35	DF	208	GLY	16.1
19	AS	69	HIS	15.8
1	AA	88	A	15.2
1	AA	89	C	15.1
2	CB	7	VAL	15.0
42	DQ	140	ALA	14.6
1	CA	83	U	14.3
34	DE	205	ALA	13.5
7	CG	80	VAL	13.3
10	AJ	35	SER	12.9
3	CC	155	GLY	12.8

Continued on next page...

Continued from previous page...

Mol	Chain	Res	Type	RSRZ
19	AS	82	GLY	12.6
47	DV	45	THR	12.6
7	CG	79	ARG	12.5
1	CA	84	U	12.5
31	BA	2189	U	12.3
31	BA	652	C	12.1
35	DF	207	GLY	12.0
1	AA	1286	A	11.8
31	DA	2104	G	11.5
51	DZ	113	ALA	11.5
35	DF	12	LEU	11.4
10	AJ	10	GLY	11.3
1	CA	82	U	11.3
1	CA	1033	G	11.2
36	BG	88	ILE	11.1
19	AS	49	ILE	11.0
31	DA	652	C	11.0
50	DY	52	SER	10.9
31	BA	2101	G	10.7
19	CS	27	GLU	10.6
1	CA	1034	G	10.4
31	BA	2802	G	10.4
9	CI	17	VAL	10.2
9	CI	5	TYR	10.2
18	CR	88	LYS	10.1
13	CM	7	VAL	10.0
34	DE	204	ALA	10.0
31	DA	2796	U	10.0
27	B5	59	GLU	9.9
45	BT	39	ARG	9.9
1	CA	1030(B)	C	9.8
1	CA	1149	C	9.8
46	BU	118	GLY	9.8
9	CI	126	SER	9.7
1	CA	88	A	9.7
35	BF	207	GLY	9.6
13	AM	64	TRP	9.5
1	AA	1002	G	9.4
7	CG	5	ARG	9.3
31	DA	2801(A)	A	9.3
42	DQ	24	GLY	9.3
1	AA	1026	G	9.2

Continued on next page...

Continued from previous page...

Mol	Chain	Res	Type	RSRZ
31	BA	2104	G	9.1
31	DA	2803	C	9.1
9	CI	7	THR	9.1
9	AI	81	ILE	9.0
13	CM	107	ALA	9.0
22	D0	4	LYS	9.0
9	CI	127	LYS	9.0
31	DA	2795	G	9.0
9	CI	128	ARG	9.0
11	CK	128	ALA	9.0
1	CA	1286	A	8.9
2	CB	231	GLU	8.9
22	D0	85	ALA	8.9
13	AM	32	GLU	8.8
19	CS	10	PHE	8.8
1	AA	1138	G	8.8
13	AM	63	THR	8.8
7	CG	82	GLY	8.7
19	AS	81	ARG	8.7
1	CA	1026	G	8.7
2	CB	232	PRO	8.7
31	BA	897	C	8.7
1	CA	89	C	8.6
36	BG	87	PRO	8.6
24	D2	43	GLN	8.6
19	AS	40	ILE	8.6
7	CG	78	ARG	8.6
11	CK	129	SER	8.5
7	CG	39	ALA	8.5
1	AA	1001(A)	G	8.5
47	BV	46	VAL	8.5
19	AS	5	LEU	8.5
50	DY	51	VAL	8.4
13	CM	43	THR	8.4
9	CI	125	TYR	8.3
10	CJ	69	ASN	8.2
36	DG	142	PRO	8.2
1	CA	1150	U	8.1
13	AM	96	LEU	8.1
50	BY	59	GLY	8.1
7	AG	5	ARG	8.0
3	CC	159	GLY	8.0

Continued on next page...

Continued from previous page...

Mol	Chain	Res	Type	RSRZ
10	AJ	37	PRO	8.0
11	AK	11	LYS	8.0
36	DG	41	GLN	8.0
3	AC	193	TYR	8.0
47	DV	68	LYS	7.9
21	AU	22	ARG	7.9
9	CI	62	TYR	7.9
50	DY	59	GLY	7.9
1	CA	1027	C	7.9
21	CU	5	ASP	7.9
3	CC	154	SER	7.8
39	BN	1	MET	7.8
1	CA	1032	G	7.8
1	CA	1001	A	7.8
10	CJ	10	GLY	7.8
9	AI	2	GLU	7.8
14	AN	18	VAL	7.7
11	CK	11	LYS	7.7
36	DG	35	GLU	7.7
10	AJ	27	ALA	7.6
36	DG	2	PRO	7.6
50	DY	50	ARG	7.6
11	CK	13	GLN	7.6
1	AA	1027	C	7.6
13	CM	69	GLU	7.5
2	CB	14	GLY	7.5
21	AU	18	TYR	7.5
1	CA	1036	G	7.5
7	CG	112	PRO	7.5
22	B0	4	LYS	7.5
31	DA	2799	C	7.5
9	CI	115	GLY	7.5
13	AM	29	ARG	7.5
7	CG	42	ILE	7.5
10	CJ	19	SER	7.5
19	CS	9	VAL	7.5
17	CQ	101	ARG	7.4
10	CJ	20	ALA	7.4
47	DV	46	VAL	7.4
10	AJ	70	ARG	7.4
10	AJ	85	LEU	7.3
1	CA	1001(A)	G	7.3

Continued on next page...

Continued from previous page...

Mol	Chain	Res	Type	RSRZ
9	CI	92	TYR	7.3
9	CI	18	PHE	7.3
19	AS	68	GLY	7.2
21	AU	17	THR	7.2
13	CM	8	GLU	7.2
28	B6	42	TRP	7.2
19	CS	81	ARG	7.2
13	AM	4	ILE	7.2
1	AA	1036	G	7.1
31	BA	2796	U	7.1
7	CG	27	ILE	7.1
45	DT	39	ARG	7.1
9	AI	3	GLN	7.1
10	AJ	36	GLY	7.1
9	AI	30	GLY	7.0
19	CS	5	LEU	7.0
27	D5	60	VAL	7.0
9	AI	51	ARG	7.0
13	AM	62	ASN	7.0
10	CJ	18	ALA	7.0
38	BI	70	GLU	7.0
1	CA	1035	A	6.9
31	BA	2105	C	6.9
19	CS	25	LYS	6.9
22	B0	6	GLY	6.9
9	AI	126	SER	6.9
31	BA	2795	G	6.9
7	AG	103	TRP	6.9
10	AJ	71	LEU	6.9
13	AM	24	GLY	6.9
50	BY	52	SER	6.9
35	BF	12	LEU	6.8
3	AC	207	VAL	6.8
21	AU	21	TYR	6.8
13	CM	5	ALA	6.8
3	AC	192	THR	6.8
10	AJ	5	ARG	6.8
1	AA	84	U	6.8
1	CA	1141	C	6.8
7	CG	4	ARG	6.8
50	DY	61	ILE	6.8
19	CS	82	GLY	6.7

Continued on next page...

Continued from previous page...

Mol	Chain	Res	Type	RSRZ
19	AS	27	GLU	6.7
42	BQ	24	GLY	6.7
19	AS	4	SER	6.7
31	DA	2106	G	6.7
4	AD	3	ARG	6.7
9	AI	128	ARG	6.6
5	AE	155	GLU	6.6
3	CC	71	ALA	6.6
31	DA	2103	C	6.6
19	CS	76	PRO	6.6
10	CJ	99	LYS	6.6
10	AJ	39	PRO	6.6
31	DA	2793	G	6.6
31	BA	2188	C	6.6
13	CM	18	ALA	6.6
35	BF	11	VAL	6.5
3	CC	189	ALA	6.5
38	DI	61	ARG	6.5
1	AA	1025	U	6.5
10	CJ	26	ALA	6.5
1	CA	1025	U	6.5
1	CA	1148	U	6.5
11	CK	12	ARG	6.4
19	AS	78	ARG	6.4
13	AM	2	ALA	6.4
19	CS	79	THR	6.4
36	DG	94	LEU	6.4
35	DF	133	ASN	6.4
13	CM	42	ALA	6.4
38	BI	91	SER	6.4
35	BF	208	GLY	6.4
41	BP	149	GLU	6.4
47	BV	45	THR	6.4
1	CA	345	C	6.3
10	CJ	100	THR	6.3
9	AI	29	ASN	6.3
14	AN	8	GLU	6.3
10	AJ	38	ILE	6.3
1	CA	1030(C)	G	6.3
31	DA	2101	G	6.3
1	AA	90	U	6.3
24	D2	35	LEU	6.3

Continued on next page...

Continued from previous page...

Mol	Chain	Res	Type	RSRZ
13	AM	97	PRO	6.3
1	CA	344	A	6.3
13	AM	40	ASN	6.3
13	AM	33	ALA	6.3
9	CI	89	ASN	6.2
13	CM	84	ILE	6.2
31	DA	879	G	6.2
7	CG	113	GLU	6.2
1	AA	1224	G	6.2
34	DE	69	LYS	6.2
36	DG	133	LEU	6.2
13	AM	43	THR	6.2
36	DG	108	ASN	6.2
10	CJ	27	ALA	6.2
1	AA	984	C	6.2
10	AJ	19	SER	6.1
19	AS	56	GLN	6.1
13	AM	69	GLU	6.1
19	CS	71	LEU	6.1
1	AA	1001	A	6.1
1	CA	1223	C	6.1
13	CM	102	ARG	6.1
19	AS	61	TYR	6.1
35	BF	24	LEU	6.1
9	CI	90	PRO	6.1
19	CS	44	MET	6.1
21	AU	5	ASP	6.0
7	CG	83	ALA	6.0
7	AG	134	ALA	6.0
9	AI	96	LEU	6.0
11	CK	90	GLY	6.0
39	DN	1	MET	6.0
42	DQ	21	THR	6.0
1	AA	1129	C	6.0
1	CA	1028	C	6.0
1	AA	1139	G	6.0
13	AM	102	ARG	6.0
1	AA	1149	C	6.0
10	AJ	101	VAL	6.0
13	CM	6	GLY	5.9
1	AA	1137	C	5.9
50	BY	51	VAL	5.9

Continued on next page...

Continued from previous page...

Mol	Chain	Res	Type	RSRZ
10	CJ	39	PRO	5.9
9	AI	99	LEU	5.9
9	CI	64	THR	5.9
38	DI	65	ALA	5.9
7	CG	84	ASN	5.9
10	CJ	23	ILE	5.9
12	CL	129	ALA	5.9
36	BG	182	LYS	5.9
42	BQ	139	GLU	5.9
24	B2	60	LEU	5.9
35	BF	133	ASN	5.9
19	CS	68	GLY	5.8
14	CN	2	ALA	5.8
50	BY	50	ARG	5.8
10	CJ	59	SER	5.8
14	CN	60	SER	5.8
36	BG	49	ASP	5.8
2	CB	15	VAL	5.8
1	AA	1257	U	5.8
50	BY	49	VAL	5.8
31	BA	2103	C	5.8
19	AS	8	GLY	5.8
19	CS	26	GLY	5.8
11	AK	90	GLY	5.8
10	CJ	8	LEU	5.8
16	AP	19	ILE	5.8
31	DA	2794	C	5.8
22	B0	1	MET	5.7
7	CG	40	ALA	5.7
1	CA	1031	G	5.7
10	CJ	17	ASP	5.7
7	CG	38	LEU	5.7
21	AU	7	ARG	5.7
35	DF	11	VAL	5.7
4	CD	7	PRO	5.7
3	CC	160	ALA	5.7
9	CI	15	ALA	5.7
10	CJ	101	VAL	5.7
1	AA	1034	G	5.7
10	AJ	16	LEU	5.7
13	CM	15	VAL	5.7
19	AS	29	ARG	5.7

Continued on next page...

Continued from previous page...

Mol	Chain	Res	Type	RSRZ
1	CA	1030(A)	G	5.7
31	DA	2189	U	5.7
1	CA	1003	G	5.6
7	CG	34	GLY	5.6
31	DA	1052	C	5.6
19	AS	30	LEU	5.6
13	AM	7	VAL	5.6
13	AM	116	THR	5.6
13	AM	103	THR	5.6
13	CM	55	ARG	5.6
7	AG	17	VAL	5.6
13	CM	62	ASN	5.6
36	DG	43	LEU	5.5
1	CA	1224	G	5.5
1	AA	1005	A	5.5
13	CM	66	LEU	5.5
13	AM	59	TYR	5.5
13	CM	24	GLY	5.5
3	CC	190	ARG	5.5
10	CJ	70	ARG	5.5
10	CJ	16	LEU	5.5
1	AA	1018	C	5.5
19	AS	53	ASN	5.5
36	DG	131	TYR	5.5
1	AA	1006	C	5.5
1	AA	1035	A	5.5
1	CA	1041	A	5.5
47	BV	68	LYS	5.5
3	CC	156	ARG	5.5
13	AM	60	VAL	5.5
46	DU	118	GLY	5.5
7	CG	37	ASN	5.5
13	CM	60	VAL	5.5
1	CA	1129	C	5.5
36	DG	182	LYS	5.5
7	AG	30	ILE	5.5
9	AI	28	VAL	5.4
19	AS	25	LYS	5.4
36	BG	142	PRO	5.4
19	CS	48	THR	5.4
21	CU	11	GLY	5.4
36	BG	152	LEU	5.4

Continued on next page...

Continued from previous page...

Mol	Chain	Res	Type	RSRZ
1	AA	1287	A	5.4
31	DA	1531	C	5.4
31	DA	2105	C	5.4
3	CC	158	GLY	5.4
21	CU	8	THR	5.4
38	BI	73	GLU	5.4
19	CS	29	ARG	5.4
9	AI	127	LYS	5.4
22	B0	85	ALA	5.4
13	AM	65	LYS	5.4
1	CA	1024	G	5.4
13	AM	91	ARG	5.4
1	AA	1030(B)	C	5.4
31	BA	1531	C	5.4
19	CS	78	ARG	5.3
19	AS	38	SER	5.3
14	AN	14	PRO	5.3
10	AJ	20	ALA	5.3
13	AM	3	ARG	5.3
9	AI	90	PRO	5.3
10	CJ	68	HIS	5.3
7	CG	2	ALA	5.3
41	DP	150	ALA	5.3
36	DG	155	MET	5.3
1	AA	218	C	5.3
1	CA	1260	C	5.3
7	CG	26	PHE	5.3
36	DG	26	GLN	5.3
37	DH	97	ARG	5.3
1	AA	79	G	5.2
1	AA	1003	G	5.2
4	CD	42	GLN	5.2
13	CM	64	TRP	5.2
13	CM	17	VAL	5.2
10	AJ	86	MET	5.2
31	DA	2804	C	5.2
37	DH	57	ASP	5.2
9	AI	102	LEU	5.2
7	CG	25	ALA	5.2
31	BA	2102	U	5.2
41	BP	150	ALA	5.2
13	AM	104	ARG	5.2

Continued on next page...

Continued from previous page...

Mol	Chain	Res	Type	RSRZ
26	D4	7	PRO	5.1
7	AG	3	ARG	5.1
14	CN	8	GLU	5.1
31	BA	1174	A	5.1
7	CG	16	LEU	5.1
13	CM	4	ILE	5.1
9	AI	82	ALA	5.1
7	CG	22	LEU	5.1
10	AJ	24	VAL	5.1
9	CI	84	ALA	5.1
1	AA	1128	C	5.1
24	B2	61	LEU	5.1
44	DS	56	LEU	5.1
10	CJ	9	ARG	5.1
7	AG	26	PHE	5.1
19	CS	80	TYR	5.1
1	AA	1030(C)	G	5.1
34	BE	204	ALA	5.1
7	AG	18	TYR	5.1
27	B5	2	ALA	5.1
25	B3	1	MET	5.1
36	BG	94	LEU	5.1
7	CG	3	ARG	5.1
12	CL	127	GLU	5.1
7	AG	112	PRO	5.1
7	AG	6	ARG	5.1
13	CM	106	ASN	5.1
19	CS	4	SER	5.0
45	DT	1	MET	5.0
13	CM	65	LYS	5.0
38	DI	74	ASN	5.0
7	CG	35	LYS	5.0
13	CM	108	ARG	5.0
7	CG	33	ASP	5.0
21	CU	2	GLY	5.0
45	DT	2	ASN	5.0
1	CA	1042	G	5.0
13	AM	101	GLN	5.0
19	CS	21	GLU	5.0
36	DG	118	ARG	5.0
13	AM	36	LYS	5.0
13	AM	87	TYR	5.0

Continued on next page...

Continued from previous page...

Mol	Chain	Res	Type	RSRZ
38	DI	91	SER	5.0
36	DG	172	LEU	5.0
7	CG	81	GLY	5.0
31	BA	2106	G	5.0
19	CS	24	ALA	5.0
13	CM	50	GLU	5.0
20	AT	9	ASN	5.0
3	CC	147	LYS	5.0
19	AS	48	THR	5.0
13	AM	108	ARG	4.9
46	DU	91	ASP	4.9
10	AJ	98	ILE	4.9
13	CM	51	ALA	4.9
3	CC	192	THR	4.9
9	CI	3	GLN	4.9
1	AA	1030	C	4.9
36	BG	86	MET	4.9
31	DA	897	C	4.9
31	DA	1053	C	4.9
44	DS	52	SER	4.9
1	CA	1002	G	4.9
1	AA	1243	C	4.9
31	BA	1053	C	4.9
22	B0	7	LEU	4.9
1	AA	1280	A	4.9
45	BT	2	ASN	4.9
9	CI	124	GLN	4.9
18	CR	46	GLU	4.9
1	CA	1447	A	4.9
1	AA	80	G	4.9
1	AA	1033	G	4.9
1	CA	1139	G	4.9
13	CM	56	LEU	4.8
36	BG	90	LEU	4.8
1	AA	1030(A)	G	4.8
36	DG	72	ARG	4.8
7	CG	77	SER	4.8
13	AM	94	ARG	4.8
10	AJ	41	PRO	4.8
16	AP	7	ALA	4.8
13	CM	116	THR	4.8
9	AI	33	PHE	4.8

Continued on next page...

Continued from previous page...

Mol	Chain	Res	Type	RSRZ
31	BA	275	G	4.8
4	CD	152	SER	4.8
39	DN	68	GLU	4.8
19	CS	45	VAL	4.8
13	AM	41	PRO	4.8
10	CJ	72	VAL	4.8
11	AK	12	ARG	4.8
13	AM	25	ILE	4.8
1	AA	345	C	4.8
1	AA	1148	U	4.8
36	DG	157	ILE	4.8
19	AS	26	GLY	4.8
1	CA	1140	C	4.8
3	AC	156	ARG	4.7
28	D6	42	TRP	4.7
7	AG	20	ASP	4.7
21	AU	19	GLY	4.7
6	CF	101	ALA	4.7
9	AI	100	GLY	4.7
10	AJ	8	LEU	4.7
45	BT	1	MET	4.7
13	AM	100	GLY	4.7
1	AA	958	A	4.7
10	CJ	89	ASP	4.7
16	AP	29	ASP	4.7
19	AS	71	LEU	4.7
47	BV	47	VAL	4.7
1	CA	1040	U	4.7
19	CS	77	THR	4.7
9	AI	56	LEU	4.7
13	CM	16	ASP	4.7
1	CA	80	G	4.7
13	AM	115	LYS	4.7
1	AA	959	A	4.7
9	CI	6	GLY	4.7
3	CC	44	GLU	4.7
10	CJ	97	GLU	4.7
7	AG	32	ARG	4.6
35	DF	24	LEU	4.6
38	DI	128	LEU	4.6
1	AA	1267	C	4.6
9	CI	21	PRO	4.6

Continued on next page...

Continued from previous page...

Mol	Chain	Res	Type	RSRZ
16	AP	11	SER	4.6
31	DA	11	G	4.6
19	AS	62	ILE	4.6
27	D5	58	LEU	4.6
1	CA	1030	C	4.6
1	CA	983	A	4.6
9	CI	16	ARG	4.6
38	DI	121	LYS	4.6
1	CA	1261	A	4.6
31	DA	883	G	4.6
7	CG	49	ILE	4.6
10	AJ	23	ILE	4.6
21	AU	12	LYS	4.6
10	AJ	4	ILE	4.6
12	AL	129	ALA	4.6
50	DY	86	ARG	4.6
13	CM	39	ILE	4.6
14	AN	2	ALA	4.6
36	DG	135	LEU	4.6
44	BS	54	LEU	4.6
41	DP	116	GLY	4.6
7	CG	17	VAL	4.6
7	CG	156	TRP	4.6
3	CC	195	VAL	4.6
13	CM	41	PRO	4.6
1	CA	1128	C	4.6
10	AJ	40	LEU	4.6
51	DZ	70	LEU	4.6
3	AC	155	GLY	4.6
36	DG	28	VAL	4.6
31	DA	2896	C	4.5
7	CG	48	LYS	4.5
9	CI	53	VAL	4.5
27	B5	60	VAL	4.5
13	AM	56	LEU	4.5
11	AK	81	ASP	4.5
31	DA	2102	U	4.5
13	CM	79	LYS	4.5
1	AA	1233	G	4.5
31	BA	363(F)	A	4.5
34	BE	205	ALA	4.5
36	DG	160	VAL	4.5

Continued on next page...

Continued from previous page...

Mol	Chain	Res	Type	RSRZ
19	AS	57	HIS	4.5
44	DS	108	GLY	4.5
31	DA	2792	G	4.5
36	BG	43	LEU	4.5
16	CP	48	TRP	4.5
1	AA	985	C	4.5
9	AI	122	ALA	4.5
3	CC	202	ILE	4.5
1	AA	1000	U	4.5
31	DA	281	G	4.5
50	BY	28	LYS	4.5
36	BG	50	ALA	4.5
10	AJ	25	GLU	4.5
2	CB	237	ALA	4.5
51	BZ	144	LEU	4.5
1	CA	1183	A	4.5
46	BU	117	GLN	4.5
10	AJ	6	ILE	4.4
12	CL	72	GLY	4.4
13	AM	35	GLU	4.4
36	BG	2	PRO	4.4
1	CA	1258	G	4.4
7	AG	31	MET	4.4
9	AI	125	TYR	4.4
2	AB	232	PRO	4.4
2	AB	11	LEU	4.4
13	AM	66	LEU	4.4
1	CA	1240	U	4.4
50	DY	58	GLY	4.4
31	BA	2100	G	4.4
10	AJ	73	ASP	4.4
41	DP	149	GLU	4.4
13	AM	15	VAL	4.4
1	CA	1160	G	4.4
1	CA	1295	G	4.4
20	CT	101	GLY	4.4
9	CI	80	GLY	4.4
50	DY	79	CYS	4.4
10	CJ	86	MET	4.4
36	DG	107	LEU	4.4
1	AA	1029	C	4.4
1	AA	1223	C	4.4

Continued on next page...

Continued from previous page...

Mol	Chain	Res	Type	RSRZ
51	DZ	97	GLU	4.4
7	CG	45	ASP	4.3
9	CI	41	VAL	4.3
33	DD	236	GLY	4.3
3	AC	195	VAL	4.3
2	CB	33	TYR	4.3
10	CJ	67	THR	4.3
13	AM	8	GLU	4.3
38	BI	74	ASN	4.3
51	BZ	113	ALA	4.3
1	AA	1050	G	4.3
17	AQ	97	SER	4.3
31	DA	2833	G	4.3
7	AG	110	GLN	4.3
9	CI	65	VAL	4.3
13	CM	25	ILE	4.3
10	AJ	69	ASN	4.3
5	CE	75	THR	4.3
13	CM	63	THR	4.3
5	CE	11	ILE	4.3
4	AD	4	TYR	4.3
35	DF	25	PRO	4.3
1	CA	1131	G	4.3
10	AJ	54	PHE	4.3
1	AA	1028	C	4.3
1	CA	963	G	4.3
6	CF	90	VAL	4.3
50	BY	48	ALA	4.3
31	DA	1909	C	4.3
19	CS	28	LYS	4.3
10	AJ	17	ASP	4.3
36	DG	36	LYS	4.2
42	DQ	139	GLU	4.2
1	AA	1019	C	4.2
9	CI	109	VAL	4.2
50	DY	28	LYS	4.2
3	CC	191	THR	4.2
1	AA	1260	C	4.2
36	BG	63	ILE	4.2
9	AI	64	THR	4.2
31	DA	352	G	4.2
10	AJ	72	VAL	4.2

Continued on next page...

Continued from previous page...

Mol	Chain	Res	Type	RSRZ
1	CA	1205	U	4.2
9	CI	63	ILE	4.2
19	CS	59	PRO	4.2
14	AN	15	LYS	4.2
31	BA	2402	C	4.2
36	DG	8	LYS	4.2
9	AI	85	LEU	4.2
38	DI	58	LEU	4.2
18	CR	83	GLU	4.2
7	CG	99	LEU	4.2
1	AA	1037	C	4.2
19	CS	40	ILE	4.2
1	CA	950	U	4.2
10	CJ	38	ILE	4.2
31	DA	880	G	4.2
36	DG	100	TRP	4.2
7	CG	104	LEU	4.2
29	B7	49	ARG	4.2
46	DU	86	ALA	4.2
3	CC	23	TYR	4.2
14	AN	29	ARG	4.2
7	CG	15	ASP	4.2
7	CG	32	ARG	4.2
21	CU	18	TYR	4.2
36	BG	137	GLU	4.2
27	D5	2	ALA	4.2
9	CI	85	LEU	4.2
10	AJ	94	VAL	4.2
31	DA	2402	C	4.1
2	CB	133	LYS	4.1
7	AG	29	LYS	4.1
13	AM	30	ALA	4.1
7	CG	43	PHE	4.1
5	CE	33	VAL	4.1
13	CM	13	LYS	4.1
9	AI	32	ASP	4.1
1	AA	71	C	4.1
36	BG	89	GLY	4.1
2	CB	230	VAL	4.1
44	DS	54	LEU	4.1
25	D3	2	PRO	4.1
7	CG	76	ARG	4.1

Continued on next page...

Continued from previous page...

Mol	Chain	Res	Type	RSRZ
14	CN	29	ARG	4.1
24	B2	48	HIS	4.1
28	D6	40	CYS	4.1
1	CA	1030(D)	A	4.1
47	BV	28	GLU	4.1
2	CB	13	ALA	4.1
13	AM	107	ALA	4.1
1	CA	1235	U	4.1
9	AI	47	LEU	4.1
1	CA	1283	G	4.1
3	CC	205	GLY	4.1
7	AG	99	LEU	4.1
10	CJ	15	THR	4.1
11	CK	42	TRP	4.1
36	DG	158	ALA	4.1
1	CA	1202	G	4.1
1	CA	1004	A	4.1
3	CC	124	ILE	4.1
4	CD	134	ASP	4.0
9	CI	2	GLU	4.0
22	D0	5	LYS	4.0
36	BG	35	GLU	4.0
37	DH	109	PHE	4.0
1	AA	1248	A	4.0
4	AD	156	GLU	4.0
36	DG	134	GLY	4.0
47	BV	55	ALA	4.0
3	CC	196	LEU	4.0
11	CK	89	ALA	4.0
13	AM	53	VAL	4.0
38	DI	73	GLU	4.0
51	DZ	88	PHE	4.0
7	AG	156	TRP	4.0
7	CG	86	GLN	4.0
36	DG	39	ILE	4.0
1	CA	1037	C	4.0
31	DA	1046	A	4.0
1	AA	947	G	4.0
13	AM	105	THR	4.0
13	CM	113	PRO	4.0
20	AT	60	GLU	4.0
31	BA	2799	C	4.0

Continued on next page...

Continued from previous page...

Mol	Chain	Res	Type	RSRZ
31	DA	280	C	4.0
7	AG	16	LEU	4.0
7	CG	85	TYR	4.0
9	AI	4	TYR	4.0
1	AA	1222	G	4.0
27	D5	59	GLU	4.0
1	AA	82	U	4.0
17	AQ	43	LEU	4.0
11	CK	32	ILE	4.0
50	BY	2	ARG	4.0
51	DZ	169	GLU	4.0
36	BG	39	ILE	4.0
27	B5	58	LEU	4.0
5	AE	89	ILE	4.0
14	AN	17	LYS	4.0
1	AA	1031	G	4.0
1	CA	947	G	4.0
1	CA	1023	G	4.0
31	DA	275	G	4.0
10	CJ	22	LYS	3.9
13	AM	47	ASP	3.9
18	CR	85	LEU	3.9
37	DH	108	GLY	3.9
1	CA	1017	G	3.9
1	CA	1068	G	3.9
36	DG	64	THR	3.9
10	CJ	34	VAL	3.9
1	AA	841	U	3.9
13	AM	58	GLU	3.9
36	DG	136	ARG	3.9
44	DS	31	SER	3.9
5	CE	31	LEU	3.9
18	AR	29	PHE	3.9
22	D0	9	SER	3.9
47	DV	96	ILE	3.9
1	CA	1127	G	3.9
12	AL	19	ARG	3.9
9	CI	60	ASP	3.9
17	CQ	98	LEU	3.9
20	AT	104	LEU	3.9
1	CA	1285	A	3.9
1	CA	1029	C	3.9

Continued on next page...

Continued from previous page...

Mol	Chain	Res	Type	RSRZ
9	CI	88	TYR	3.9
19	CS	67	VAL	3.9
24	D2	37	PHE	3.9
31	DA	271(L)	U	3.9
36	DG	116	ASP	3.9
2	CB	233	SER	3.9
35	BF	1	MET	3.9
39	BN	68	GLU	3.9
1	AA	957	U	3.9
1	CA	1278	U	3.9
10	AJ	100	THR	3.9
7	AG	133	GLY	3.9
1	AA	1274	G	3.9
3	AC	101	LEU	3.8
19	CS	30	LEU	3.8
7	AG	15	ASP	3.8
7	CG	23	VAL	3.8
9	AI	41	VAL	3.8
37	DH	94	TYR	3.8
35	DF	10	PRO	3.8
41	DP	119	GLU	3.8
21	AU	6	ARG	3.8
21	CU	22	ARG	3.8
1	AA	91	C	3.8
7	CG	31	MET	3.8
10	AJ	65	LEU	3.8
4	AD	6	GLY	3.8
16	AP	9	PHE	3.8
13	CM	19	LEU	3.8
24	D2	42	GLY	3.8
1	AA	951	G	3.8
7	CG	123	GLU	3.8
19	AS	28	LYS	3.8
31	BA	2801(A)	A	3.8
2	AB	228	GLY	3.8
15	CO	15	PHE	3.8
11	AK	110	ASP	3.8
41	DP	144	GLU	3.8
7	CG	103	TRP	3.8
1	CA	961	U	3.8
1	CA	946	A	3.8
31	DA	2801	A	3.8

Continued on next page...

Continued from previous page...

Mol	Chain	Res	Type	RSRZ
38	DI	66	GLU	3.8
9	CI	20	ARG	3.8
10	CJ	5	ARG	3.8
1	CA	1294	G	3.8
37	DH	81	GLU	3.8
31	DA	2660	A	3.8
36	DG	159	VAL	3.8
10	AJ	97	GLU	3.8
37	DH	58	GLU	3.8
1	CA	1257	U	3.8
2	CB	36	ARG	3.8
31	BA	892	G	3.8
38	DI	100	ALA	3.8
7	CG	36	LYS	3.8
1	CA	1018	C	3.8
1	CA	1492	A	3.8
3	CC	77	ILE	3.8
31	BA	1509	C	3.8
36	DG	37	VAL	3.8
45	DT	36	GLU	3.7
1	CA	1124	G	3.7
7	CG	97	GLN	3.7
18	CR	31	LEU	3.7
36	DG	34	LEU	3.7
13	CM	14	ARG	3.7
20	AT	55	ILE	3.7
16	AP	18	ARG	3.7
1	AA	1127	G	3.7
1	AA	950	U	3.7
3	AC	159	GLY	3.7
44	DS	48	LEU	3.7
14	AN	16	PHE	3.7
1	AA	946	A	3.7
18	CR	22	VAL	3.7
1	AA	92	C	3.7
50	DY	2	ARG	3.7
9	CI	123	PRO	3.7
22	D0	1	MET	3.7
3	AC	154	SER	3.7
35	DF	13	SER	3.7
38	DI	81	VAL	3.7
38	DI	107	VAL	3.7

Continued on next page...

Continued from previous page...

Mol	Chain	Res	Type	RSRZ
13	CM	100	GLY	3.7
37	DH	46	GLU	3.7
44	DS	58	LEU	3.7
36	DG	80	PHE	3.7
10	CJ	77	PRO	3.7
2	CB	217	ARG	3.7
13	AM	114	ARG	3.7
5	AE	154	GLY	3.7
19	CS	39	THR	3.7
31	DA	1913	A	3.7
36	BG	76	SER	3.7
42	DQ	23	GLY	3.7
18	AR	31	LEU	3.7
31	BA	2894	G	3.7
9	CI	87	GLN	3.7
50	DY	92	ASN	3.7
1	CA	1005	A	3.7
9	AI	95	LYS	3.7
13	CM	85	GLY	3.6
5	CE	43	LEU	3.6
2	CB	214	ILE	3.6
22	B0	2	ALA	3.6
44	DS	36	TYR	3.6
36	DG	138	GLN	3.6
45	DT	92	GLY	3.6
19	AS	59	PRO	3.6
36	DG	112	PRO	3.6
9	AI	88	TYR	3.6
13	AM	98	VAL	3.6
36	DG	127	GLY	3.6
7	AG	100	ALA	3.6
18	CR	87	ARG	3.6
50	BY	89	PHE	3.6
10	CJ	48	THR	3.6
18	CR	47	THR	3.6
19	AS	60	VAL	3.6
31	BA	2794	C	3.6
37	DH	159	GLU	3.6
1	AA	81	U	3.6
3	CC	80	GLY	3.6
34	DE	54	GLN	3.6
1	AA	1174	G	3.6

Continued on next page...

Continued from previous page...

Mol	Chain	Res	Type	RSRZ
31	BA	2801	A	3.6
35	BF	25	PRO	3.6
3	CC	79	ARG	3.6
3	CC	204	LEU	3.6
21	CU	10	ARG	3.6
36	DG	98	ARG	3.6
51	DZ	164	ALA	3.6
14	AN	13	THR	3.6
1	AA	204	U	3.6
19	CS	75	ALA	3.6
10	AJ	21	GLN	3.6
19	CS	63	THR	3.6
1	AA	1201	A	3.6
23	B1	93	GLU	3.6
19	CS	15	LEU	3.6
4	AD	42	GLN	3.6
42	BQ	91	GLU	3.6
41	BP	107	LYS	3.6
4	AD	23	GLY	3.6
1	CA	1233	G	3.6
12	AL	71	PRO	3.6
24	D2	36	ARG	3.6
31	DA	2100	G	3.6
47	DV	28	GLU	3.6
3	CC	65	ALA	3.6
12	AL	72	GLY	3.6
19	CS	11	VAL	3.5
12	AL	73	GLU	3.5
6	AF	94	GLN	3.5
44	DS	49	VAL	3.5
22	B0	3	HIS	3.5
22	B0	5	LYS	3.5
1	AA	1160	G	3.5
31	DA	2805	G	3.5
9	CI	4	TYR	3.5
10	CJ	54	PHE	3.5
31	DA	1048	A	3.5
3	CC	153	VAL	3.5
31	DA	157	U	3.5
44	DS	37	ALA	3.5
16	AP	14	ASN	3.5
31	DA	2893	G	3.5

Continued on next page...

Continued from previous page...

Mol	Chain	Res	Type	RSRZ
45	DT	11	GLU	3.5
19	CS	31	ILE	3.5
49	BX	91	ALA	3.5
9	AI	121	ARG	3.5
7	AG	77	SER	3.5
15	AO	81	LEU	3.5
19	AS	74	PHE	3.5
1	AA	993	G	3.5
1	CA	973	G	3.5
9	AI	123	PRO	3.5
34	BE	186	GLY	3.5
31	DA	1107	G	3.5
50	BY	61	ILE	3.5
7	AG	7	ALA	3.5
16	AP	42	ARG	3.5
38	DI	70	GLU	3.5
8	CH	129	VAL	3.5
20	AT	56	MET	3.5
31	DA	1174	A	3.5
9	CI	19	LEU	3.5
13	AM	85	GLY	3.5
1	AA	1333	A	3.5
11	AK	60	ALA	3.5
18	AR	30	ASP	3.5
31	BA	352	G	3.5
28	D6	39	TYR	3.5
10	CJ	98	ILE	3.5
13	AM	9	ILE	3.5
36	DG	176	LEU	3.5
19	CS	46	GLY	3.5
1	CA	218	C	3.4
5	AE	122	GLU	3.4
7	CG	28	ASN	3.4
35	BF	23	ASP	3.4
3	CC	193	TYR	3.4
1	AA	1244	C	3.4
2	CB	234	PRO	3.4
31	DA	1108	U	3.4
36	DG	77	ILE	3.4
8	CH	130	GLY	3.4
1	CA	1156	G	3.4
31	BA	1048	A	3.4

Continued on next page...

Continued from previous page...

Mol	Chain	Res	Type	RSRZ
37	DH	111	HIS	3.4
1	CA	984	C	3.4
36	BG	146	TYR	3.4
2	AB	70	PHE	3.4
1	AA	217	C	3.4
1	AA	1136	U	3.4
9	AI	31	GLN	3.4
31	BA	878	A	3.4
1	CA	951	G	3.4
19	CS	41	VAL	3.4
37	DH	123	PHE	3.4
44	DS	57	LYS	3.4
13	CM	61	GLU	3.4
37	DH	105	LEU	3.4
37	BH	42	ARG	3.4
37	DH	158	HIS	3.4
44	DS	34	HIS	3.4
50	DY	6	HIS	3.4
3	CC	197	GLY	3.4
32	BB	88	C	3.4
2	CB	11	LEU	3.4
13	CM	105	THR	3.4
19	CS	55	LYS	3.4
21	CU	25	LYS	3.4
13	AM	48	LEU	3.4
36	DG	96	ARG	3.4
1	CA	949	A	3.4
2	CB	19	HIS	3.4
20	AT	103	GLY	3.4
38	DI	125	GLU	3.4
12	AL	28	LYS	3.4
14	CN	61	TRP	3.4
21	CU	14	TRP	3.4
36	BG	92	VAL	3.4
13	CM	40	ASN	3.4
1	AA	488	C	3.4
5	CE	120	THR	3.4
1	AA	1020	U	3.3
32	DB	59	A	3.3
10	AJ	96	ILE	3.3
18	CR	34	TYR	3.3
31	BA	2803	C	3.3

Continued on next page...

Continued from previous page...

Mol	Chain	Res	Type	RSRZ
3	CC	53	ALA	3.3
1	AA	1332	A	3.3
18	AR	32	ARG	3.3
2	AB	19	HIS	3.3
12	AL	128	ALA	3.3
4	AD	10	ARG	3.3
9	AI	9	ARG	3.3
41	BP	110	TYR	3.3
3	AC	2	GLY	3.3
1	AA	933	G	3.3
10	AJ	34	VAL	3.3
1	AA	1159	U	3.3
1	AA	1447	A	3.3
13	AM	61	GLU	3.3
13	CM	45	VAL	3.3
36	BG	37	VAL	3.3
5	CE	78	HIS	3.3
9	CI	81	ILE	3.3
11	AK	129	SER	3.3
36	DG	122	PRO	3.3
2	AB	165	VAL	3.3
38	BI	139	GLN	3.3
1	CA	1158	C	3.3
1	AA	1090	U	3.3
9	CI	29	ASN	3.3
36	BG	108	ASN	3.3
2	AB	217	ARG	3.3
7	AG	101	LEU	3.3
13	CM	57	ARG	3.3
21	CU	9	ARG	3.3
1	CA	1222	G	3.3
9	AI	101	PHE	3.3
31	BA	1046	A	3.3
19	CS	12	ASP	3.3
13	AM	84	ILE	3.3
13	AM	95	GLY	3.3
13	CM	72	ALA	3.3
10	CJ	45	ARG	3.3
8	AH	116	LYS	3.3
20	AT	64	ASP	3.3
36	DG	137	GLU	3.3
37	DH	83	TYR	3.3

Continued on next page...

Continued from previous page...

Mol	Chain	Res	Type	RSRZ
38	DI	126	TYR	3.3
1	CA	90	U	3.3
23	B1	96	LYS	3.3
5	CE	21	ALA	3.3
20	CT	64	ASP	3.3
37	DH	59	ARG	3.3
38	DI	120	ILE	3.3
2	CB	115	LEU	3.3
1	AA	1300	G	3.3
10	AJ	91	PRO	3.3
31	BA	1026	U	3.3
10	CJ	28	ARG	3.3
32	DB	60	C	3.3
3	AC	100	ALA	3.3
7	CG	18	TYR	3.3
9	AI	21	PRO	3.2
1	CA	217	C	3.2
9	AI	92	TYR	3.2
18	AR	40	LEU	3.2
44	DS	80	LEU	3.2
19	AS	70	LYS	3.2
50	BY	3	VAL	3.2
13	CM	67	GLU	3.2
28	B6	20	ASN	3.2
7	CG	154	TYR	3.2
4	AD	8	VAL	3.2
10	CJ	66	ARG	3.2
31	DA	1509	C	3.2
10	AJ	87	THR	3.2
19	AS	79	THR	3.2
1	CA	1130	A	3.2
29	D7	46	VAL	3.2
41	DP	117	GLU	3.2
4	AD	7	PRO	3.2
13	CM	29	ARG	3.2
10	AJ	59	SER	3.2
5	CE	135	THR	3.2
36	BG	71	THR	3.2
37	DH	96	ALA	3.2
1	CA	1338	G	3.2
1	AA	961	U	3.2
29	B7	47	ARG	3.2

Continued on next page...

Continued from previous page...

Mol	Chain	Res	Type	RSRZ
34	DE	3	GLY	3.2
1	AA	949	A	3.2
3	CC	207	VAL	3.2
36	DG	16	ARG	3.2
16	AP	13	HIS	3.2
4	CD	4	TYR	3.2
10	AJ	53	PRO	3.2
13	CM	2	ALA	3.2
1	CA	1287	A	3.2
2	CB	132	LYS	3.2
1	AA	1032	G	3.2
1	AA	1206	G	3.2
10	AJ	45	ARG	3.2
12	CL	19	ARG	3.2
45	DT	115	ARG	3.2
2	CB	80	ILE	3.2
4	CD	23	GLY	3.2
31	DA	1532	C	3.2
2	CB	236	TYR	3.2
50	DY	49	VAL	3.2
31	DA	1033	U	3.2
1	AA	1182	G	3.2
1	CA	199	G	3.2
33	BD	26	LYS	3.2
5	CE	134	ALA	3.2
19	AS	77	THR	3.2
29	D7	45	ALA	3.2
31	DA	2629	A	3.2
9	AI	62	TYR	3.2
19	AS	21	GLU	3.2
14	CN	14	PRO	3.2
2	CB	48	MET	3.2
21	CU	21	TYR	3.2
31	DA	884	C	3.1
51	BZ	80	ARG	3.1
19	AS	11	VAL	3.1
19	CS	38	SER	3.1
3	CC	183	ASP	3.1
3	CC	101	LEU	3.1
3	CC	84	ILE	3.1
7	CG	62	PHE	3.1
31	BA	508	G	3.1

Continued on next page...

Continued from previous page...

Mol	Chain	Res	Type	RSRZ
31	BA	1532	C	3.1
31	DA	1910	G	3.1
14	AN	32	SER	3.1
2	AB	36	ARG	3.1
1	AA	1326	C	3.1
2	AB	187	LEU	3.1
13	CM	22	ILE	3.1
10	AJ	7	LYS	3.1
13	CM	32	GLU	3.1
7	CG	100	ALA	3.1
2	AB	76	GLN	3.1
36	BG	83	ARG	3.1
1	AA	1141	C	3.1
3	CC	43	LEU	3.1
9	AI	63	ILE	3.1
32	BB	87	G	3.1
5	AE	20	GLN	3.1
4	CD	6	GLY	3.1
18	AR	88	LYS	3.1
1	AA	1004	A	3.1
1	AA	1140	C	3.1
1	CA	1163	C	3.1
19	CS	47	HIS	3.1
9	CI	111	ARG	3.1
10	CJ	37	PRO	3.1
1	AA	70	G	3.1
12	CL	128	ALA	3.1
5	AE	118	ILE	3.1
1	CA	81	U	3.1
36	DG	38	VAL	3.1
1	CA	1214	C	3.1
1	CA	1284	C	3.1
9	AI	77	ILE	3.1
51	BZ	112	ARG	3.1
36	BG	48	GLU	3.1
51	DZ	55	HIS	3.1
36	DG	120	LEU	3.1
1	AA	201	C	3.1
31	DA	1919	A	3.1
7	CG	119	ARG	3.1
51	DZ	80	ARG	3.1
5	CE	87	SER	3.1

Continued on next page...

Continued from previous page...

Mol	Chain	Res	Type	RSRZ
7	AG	4	ARG	3.1
13	CM	52	GLU	3.1
16	AP	6	LEU	3.1
1	AA	1295	G	3.1
7	AG	84	ASN	3.0
11	CK	31	THR	3.0
7	CG	101	LEU	3.0
1	AA	1261	A	3.0
10	AJ	52	GLY	3.0
31	DA	2188	C	3.0
36	DG	156	ASP	3.0
18	CR	66	LEU	3.0
33	DD	26	LYS	3.0
37	DH	30	LYS	3.0
1	AA	1024	G	3.0
1	AA	1266	G	3.0
1	CA	1259	C	3.0
11	AK	111	ASP	3.0
14	AN	60	SER	3.0
9	AI	19	LEU	3.0
10	CJ	87	THR	3.0
3	CC	184	TYR	3.0
21	CU	6	ARG	3.0
9	CI	54	ASP	3.0
1	AA	1368	G	3.0
20	CT	9	ASN	3.0
7	CG	108	ALA	3.0
4	CD	3	ARG	3.0
36	DG	25	TYR	3.0
50	DY	55	TYR	3.0
2	AB	213	LEU	3.0
7	AG	106	GLN	3.0
41	DP	121	LYS	3.0
1	CA	1312	G	3.0
7	AG	81	GLY	3.0
19	AS	46	GLY	3.0
20	CT	106	ALA	3.0
41	BP	90	ARG	3.0
3	CC	76	VAL	3.0
19	AS	19	VAL	3.0
38	BI	69	LYS	3.0
51	DZ	89	PHE	3.0

Continued on next page...

Continued from previous page...

Mol	Chain	Res	Type	RSRZ
10	AJ	74	ILE	3.0
16	AP	10	GLY	3.0
1	CA	1019	C	3.0
1	AA	971	G	3.0
13	CM	114	ARG	3.0
10	CJ	58	ASP	3.0
2	CB	210	SER	3.0
1	AA	999	C	3.0
18	AR	43	PHE	3.0
18	CR	19	LYS	3.0
5	CE	131	ILE	3.0
38	DI	97	ILE	3.0
7	AG	69	VAL	3.0
16	AP	28	ARG	3.0
20	AT	85	MET	3.0
3	CC	206	GLU	3.0
7	AG	74	GLU	3.0
30	B8	64	TYR	3.0
51	DZ	29	TYR	3.0
19	AS	22	LEU	3.0
1	AA	428	G	3.0
1	AA	1190	G	3.0
7	AG	137	LYS	3.0
16	CP	13	HIS	3.0
38	DI	69	LYS	3.0
7	AG	102	ARG	3.0
9	AI	16	ARG	3.0
1	CA	1234	C	3.0
10	AJ	99	LYS	3.0
20	CT	65	LYS	3.0
37	DH	110	SER	3.0
25	D3	1	MET	3.0
1	AA	1131	G	2.9
6	CF	91	VAL	2.9
19	CS	16	LEU	2.9
1	CA	1098	C	2.9
31	DA	1546	C	2.9
8	AH	30	ARG	2.9
14	AN	19	ARG	2.9
31	DA	878	A	2.9
11	AK	83	ILE	2.9
38	BI	55	ALA	2.9

Continued on next page...

Continued from previous page...

Mol	Chain	Res	Type	RSRZ
1	CA	200	G	2.9
1	CA	1393	U	2.9
1	CA	1043	C	2.9
21	AU	2	GLY	2.9
31	BA	1914	C	2.9
8	AH	129	VAL	2.9
12	CL	51	ALA	2.9
30	B8	34	TRP	2.9
1	AA	1370	G	2.9
1	CA	944	G	2.9
10	CJ	74	ILE	2.9
31	DA	272(B)	G	2.9
15	AO	88	ARG	2.9
13	CM	73	GLU	2.9
2	CB	99	GLY	2.9
37	DH	115	VAL	2.9
1	CA	1277	C	2.9
2	AB	134	GLU	2.9
44	DS	33	LYS	2.9
7	AG	42	ILE	2.9
14	CN	35	ARG	2.9
1	CA	1355	G	2.9
9	AI	8	GLY	2.9
4	CD	35	ARG	2.9
10	AJ	89	ASP	2.9
31	DA	1533	G	2.9
36	DG	63	ILE	2.9
42	BQ	135	ASP	2.9
19	AS	47	HIS	2.9
42	BQ	23	GLY	2.9
3	CC	87	LEU	2.9
7	CG	120	ILE	2.9
35	DF	33	LEU	2.9
29	D7	48	LYS	2.9
31	DA	2474	C	2.9
34	BE	17	ASP	2.9
3	CC	201	TYR	2.9
2	AB	214	ILE	2.9
19	CS	62	ILE	2.9
36	BG	133	LEU	2.9
36	DG	88	ILE	2.9
7	CG	96	GLN	2.9

Continued on next page...

Continued from previous page...

Mol	Chain	Res	Type	RSRZ
13	CM	101	GLN	2.9
4	CD	37	PRO	2.9
37	DH	148	ILE	2.9
49	DX	95	LEU	2.9
38	DI	55	ALA	2.9
38	DI	59	ALA	2.9
19	AS	12	ASP	2.9
1	AA	202	U	2.9
1	CA	1380	U	2.9
11	AK	42	TRP	2.9
31	DA	1547	C	2.9
36	BG	139	LEU	2.9
1	AA	1181	G	2.9
50	DY	48	ALA	2.9
16	CP	6	LEU	2.9
13	CM	53	VAL	2.8
1	AA	848	C	2.8
1	CA	924	C	2.8
1	CA	1126	U	2.8
13	CM	103	THR	2.8
44	DS	105	ALA	2.8
1	AA	983	A	2.8
1	CA	428	G	2.8
1	CA	974	A	2.8
33	BD	236	GLY	2.8
42	DQ	100	GLY	2.8
2	CB	81	VAL	2.8
19	AS	51	VAL	2.8
19	CS	36	ARG	2.8
44	BS	89	ARG	2.8
38	BI	107	VAL	2.8
7	CG	41	ARG	2.8
31	DA	229	A	2.8
41	DP	91	PHE	2.8
11	AK	50	TYR	2.8
36	DG	48	GLU	2.8
44	DS	107	GLU	2.8
36	BG	93	THR	2.8
5	AE	88	LYS	2.8
6	CF	89	MET	2.8
10	CJ	55	LYS	2.8
50	BY	63	LYS	2.8

Continued on next page...

Continued from previous page...

Mol	Chain	Res	Type	RSRZ
41	BP	144	GLU	2.8
31	DA	1106	A	2.8
7	AG	76	ARG	2.8
19	AS	39	THR	2.8
10	CJ	96	ILE	2.8
4	CD	156	GLU	2.8
7	CG	74	GLU	2.8
11	AK	94	ALA	2.8
20	AT	106	ALA	2.8
3	CC	85	ARG	2.8
12	CL	53	ARG	2.8
16	CP	76	GLN	2.8
23	D1	96	LYS	2.8
26	D4	8	LYS	2.8
36	DG	7	LEU	2.8
1	AA	1041	A	2.8
3	AC	206	GLU	2.8
2	CB	240	GLN	2.8
10	CJ	3	LYS	2.8
17	CQ	25	ARG	2.8
1	AA	344	A	2.8
1	CA	1219	U	2.8
3	CC	72	LYS	2.8
10	CJ	40	LEU	2.8
13	AM	42	ALA	2.8
16	AP	35	LYS	2.8
44	DS	55	ALA	2.8
1	CA	1386	G	2.8
31	BA	883	G	2.8
3	CC	3	ASN	2.8
13	AM	106	ASN	2.8
21	AU	8	THR	2.8
1	CA	427	U	2.8
36	BG	34	LEU	2.8
12	AL	101	VAL	2.8
1	CA	1038	C	2.8
1	CA	1175	G	2.8
31	BA	1530	C	2.8
13	CM	38	GLY	2.8
1	CA	1086	U	2.8
7	AG	78	ARG	2.8
28	D6	50	ARG	2.8

Continued on next page...

Continued from previous page...

Mol	Chain	Res	Type	RSRZ
17	AQ	6	LEU	2.8
25	D3	26	LEU	2.8
31	DA	7	G	2.8
51	DZ	62	PRO	2.8
2	CB	128	GLU	2.8
3	CC	82	GLU	2.8
1	CA	1092	A	2.8
6	AF	93	SER	2.8
13	CM	12	ASN	2.8
5	AE	18	ARG	2.8
50	DY	3	VAL	2.8
51	DZ	72	ARG	2.8
3	AC	107	GLN	2.7
5	CE	20	GLN	2.7
16	CP	29	ASP	2.8
31	BA	2186	G	2.7
1	AA	994	A	2.7
10	AJ	26	ALA	2.7
10	AJ	43	ARG	2.7
12	AL	68	ALA	2.7
36	DG	65	GLY	2.7
19	CS	43	GLU	2.7
20	AT	84	LEU	2.7
5	AE	87	SER	2.7
1	AA	1252	A	2.7
36	BG	143	GLU	2.7
11	CK	110	ASP	2.7
34	DE	1	MET	2.7
26	D4	10	VAL	2.7
31	DA	362	U	2.7
37	DH	52	VAL	2.7
2	AB	35	GLU	2.7
8	CH	35	ILE	2.7
9	AI	27	THR	2.7
2	CB	10	LEU	2.7
8	AH	119	LEU	2.7
9	CI	9	ARG	2.7
37	DH	160	LYS	2.7
50	BY	88	LYS	2.7
19	CS	22	LEU	2.7
1	AA	1038	C	2.7
5	CE	109	ILE	2.7

Continued on next page...

Continued from previous page...

Mol	Chain	Res	Type	RSRZ
31	DA	291	C	2.7
16	CP	41	PRO	2.7
11	AK	98	LEU	2.7
36	DG	29	TRP	2.7
1	AA	93	G	2.7
1	CA	1021	G	2.7
1	CA	1117	G	2.7
1	CA	1097	C	2.7
2	CB	135	GLN	2.7
16	AP	76	GLN	2.7
36	BG	66	GLN	2.7
51	DZ	87	ASP	2.7
4	CD	115	ARG	2.7
39	DN	74	ARG	2.7
1	AA	1046	A	2.7
1	CA	841	U	2.7
3	CC	74	GLY	2.7
17	AQ	71	PHE	2.7
2	AB	96	ARG	2.7
9	AI	17	VAL	2.7
20	CT	86	ARG	2.7
32	BB	90	A	2.7
38	DI	132	PRO	2.7
1	AA	369	C	2.7
3	CC	146	ALA	2.7
51	BZ	145	GLU	2.7
39	BN	131	GLN	2.7
4	CD	29	PRO	2.7
1	AA	1349	A	2.7
12	CL	18	VAL	2.7
13	AM	50	GLU	2.7
35	BF	21	ALA	2.7
36	DG	12	TYR	2.7
1	AA	630	G	2.7
1	CA	1039	C	2.7
31	BA	2477	C	2.7
31	DA	1922	G	2.7
41	DP	88	LEU	2.7
13	AM	57	ARG	2.7
3	CC	208	ILE	2.7
13	CM	87	TYR	2.7
14	CN	34	TYR	2.7

Continued on next page...

Continued from previous page...

Mol	Chain	Res	Type	RSRZ
9	AI	89	ASN	2.7
9	AI	20	ARG	2.7
47	DV	53	GLU	2.7
3	AC	160	ALA	2.7
51	BZ	171	ILE	2.7
1	AA	1030(D)	A	2.6
1	CA	1000	U	2.6
41	DP	92	GLU	2.6
31	DA	2791	C	2.6
1	AA	610	G	2.6
1	AA	1312	G	2.6
1	AA	1355	G	2.6
3	CC	115	LEU	2.6
17	AQ	98	LEU	2.6
49	BX	26	TYR	2.6
19	CS	34	TRP	2.6
18	CR	26	LEU	2.6
41	BP	105	LEU	2.6
1	AA	1234	C	2.6
16	AP	48	TRP	2.6
2	CB	37	ASN	2.6
10	AJ	61	GLU	2.6
13	AM	13	LYS	2.6
16	AP	8	ARG	2.6
24	B2	43	GLN	2.6
47	BV	53	GLU	2.6
19	AS	50	ALA	2.6
31	DA	2310	A	2.6
1	CA	1006	C	2.6
16	CP	51	VAL	2.6
1	AA	78	G	2.6
1	AA	1271	G	2.6
1	AA	532	A	2.6
1	AA	1130	A	2.6
5	CE	117	ASP	2.6
2	AB	222	ILE	2.6
32	DB	3	C	2.6
13	CM	76	ALA	2.6
36	BG	36	LYS	2.6
36	BG	145	THR	2.6
36	BG	70	VAL	2.6
1	AA	1016	A	2.6

Continued on next page...

Continued from previous page...

Mol	Chain	Res	Type	RSRZ
12	CL	100	ILE	2.6
2	CB	70	PHE	2.6
3	CC	145	GLY	2.6
31	BA	271(K)	U	2.6
31	DA	2897	U	2.6
46	DU	89	GLU	2.6
5	CE	19	MET	2.6
12	CL	52	LEU	2.6
19	CS	49	ILE	2.6
37	DH	103	LEU	2.6
1	AA	1173	G	2.6
1	CA	1088	G	2.6
31	DA	354	G	2.6
44	DS	106	ARG	2.6
47	DV	12	TYR	2.6
49	DX	34	ALA	2.6
1	AA	1245	A	2.6
9	AI	7	THR	2.6
20	CT	103	GLY	2.6
38	DI	111	PRO	2.6
11	CK	91	ARG	2.6
1	AA	1017	G	2.6
1	CA	945	G	2.6
1	CA	1182	G	2.6
1	CA	1370	G	2.6
3	AC	99	VAL	2.6
1	CA	958	A	2.6
1	CA	932	C	2.6
15	CO	87	ILE	2.6
31	DA	279	C	2.6
36	BG	73	ALA	2.6
9	AI	57	GLY	2.6
44	DS	104	GLY	2.6
9	AI	93	ARG	2.6
37	DH	170	ARG	2.6
45	DT	93	ARG	2.6
51	DZ	98	MET	2.6
2	AB	39	ILE	2.6
1	AA	1023	G	2.6
1	CA	929	G	2.6
1	AA	932	C	2.6
36	DG	125	PHE	2.6

Continued on next page...

Continued from previous page...

Mol	Chain	Res	Type	RSRZ
36	BG	59	GLU	2.6
48	DW	113	LYS	2.6
47	DV	5	VAL	2.6
5	CE	106	PRO	2.6
51	DZ	76	LEU	2.6
36	BG	77	ILE	2.6
11	CK	71	LYS	2.5
16	AP	70	ALA	2.5
50	BY	55	TYR	2.5
19	AS	41	VAL	2.5
23	D1	26	ARG	2.5
23	D1	50	ARG	2.5
29	B7	46	VAL	2.5
31	DA	1494	A	2.5
10	CJ	71	LEU	2.5
7	CG	30	ILE	2.5
13	CM	109	THR	2.5
3	AC	127	ARG	2.5
16	AP	71	ARG	2.5
37	DH	34	GLU	2.5
1	AA	219	C	2.5
1	CA	972	C	2.5
1	CA	1296	C	2.5
31	DA	898	C	2.5
32	DB	5	C	2.5
1	CA	1271	G	2.5
7	AG	37	ASN	2.5
10	AJ	11	PHE	2.5
31	DA	2894	G	2.5
15	CO	88	ARG	2.5
19	AS	63	THR	2.5
28	D6	13	CYS	2.5
35	BF	56	GLU	2.5
5	CE	154	GLY	2.5
11	AK	30	VAL	2.5
12	CL	43	VAL	2.5
2	CB	44	LEU	2.5
16	CP	49	LEU	2.5
14	AN	31	ARG	2.5
34	BE	76	ARG	2.5
36	BG	112	PRO	2.5
1	AA	1147	C	2.5

Continued on next page...

Continued from previous page...

Mol	Chain	Res	Type	RSRZ
2	AB	37	ASN	2.5
9	CI	61	ALA	2.5
9	CI	117	HIS	2.5
1	CA	933	G	2.5
10	AJ	47	PHE	2.5
30	B8	37	SER	2.5
11	CK	94	ALA	2.5
1	AA	989	C	2.5
24	B2	62	THR	2.5
31	DA	2892	A	2.5
47	DV	47	VAL	2.5
3	AC	196	LEU	2.5
3	CC	91	LEU	2.5
19	CS	74	PHE	2.5
1	AA	1235	U	2.5
3	CC	60	ALA	2.5
8	CH	118	VAL	2.5
37	DH	24	VAL	2.5
38	DI	83	ALA	2.5
47	DV	55	ALA	2.5
4	AD	135	LEU	2.5
1	AA	1157	A	2.5
31	BA	1913	A	2.5
7	AG	136	LYS	2.5
10	CJ	91	PRO	2.5
16	CP	52	ASP	2.5
22	D0	64	ASP	2.5
36	DG	76	SER	2.5
7	AG	109	ASN	2.5
13	AM	12	ASN	2.5
31	BA	884	C	2.5
2	CB	34	ALA	2.5
13	AM	18	ALA	2.5
13	CM	54	VAL	2.5
41	DP	110	TYR	2.5
2	AB	233	SER	2.5
22	D0	3	HIS	2.5
1	AA	223	U	2.5
36	DG	141	PHE	2.5
2	AB	133	LYS	2.5
21	CU	26	LYS	2.5
2	AB	72	GLY	2.5

Continued on next page...

Continued from previous page...

Mol	Chain	Res	Type	RSRZ
3	CC	194	GLY	2.5
20	AT	69	GLY	2.5
45	BT	115	ARG	2.5
9	AI	87	GLN	2.5
4	AD	12	CYS	2.5
7	AG	53	LYS	2.5
9	AI	117	HIS	2.5
11	AK	43	SER	2.5
1	CA	1022	G	2.5
1	CA	1087	G	2.5
2	AB	33	TYR	2.5
2	AB	71	VAL	2.5
32	BB	89	G	2.5
12	AL	114	LYS	2.5
12	CL	111	LYS	2.5
38	BI	121	LYS	2.5
42	DQ	91	GLU	2.5
22	D0	10	THR	2.5
36	BG	80	PHE	2.5
1	AA	77	G	2.5
5	AE	25	ARG	2.5
7	AG	52	GLU	2.5
31	BA	882	G	2.5
31	DA	919	G	2.5
1	AA	1236	A	2.4
5	CE	133	TYR	2.4
10	CJ	76	ASN	2.4
21	AU	20	LYS	2.4
13	AM	49	THR	2.4
30	B8	63	PRO	2.4
2	CB	35	GLU	2.4
2	CB	43	ASP	2.4
3	CC	56	ASP	2.4
9	AI	91	ASP	2.4
1	AA	1171	G	2.4
12	AL	52	LEU	2.4
35	BF	134	GLY	2.4
9	AI	15	ALA	2.4
9	AI	84	ALA	2.4
1	CA	1236	A	2.4
5	CE	47	LYS	2.4
7	AG	135	VAL	2.4

Continued on next page...

Continued from previous page...

Mol	Chain	Res	Type	RSRZ
15	CO	89	GLY	2.4
45	DT	34	VAL	2.4
2	AB	163	PHE	2.4
12	CL	56	ALA	2.4
1	AA	945	G	2.4
1	AA	1335	C	2.4
1	AA	956	U	2.4
7	CG	110	GLN	2.4
13	AM	52	GLU	2.4
13	AM	111	LYS	2.4
21	CU	23	PRO	2.4
9	AI	26	VAL	2.4
45	DT	91	ARG	2.4
7	CG	116	ALA	2.4
19	CS	52	TYR	2.4
7	AG	8	GLU	2.4
9	AI	70	LYS	2.4
44	DS	82	ILE	2.4
1	CA	1221	G	2.4
31	DA	882	G	2.4
41	BP	104	GLY	2.4
46	DU	87	GLY	2.4
7	AG	107	ALA	2.4
11	AK	19	ALA	2.4
16	AP	17	TYR	2.4
18	CR	29	PHE	2.4
17	CQ	24	GLU	2.4
17	CQ	59	ILE	2.4
4	AD	112	VAL	2.4
16	CP	73	LEU	2.4
18	CR	76	LEU	2.4
38	DI	86	THR	2.4
41	BP	15	ARG	2.4
41	DP	123	LEU	2.4
37	DH	48	GLY	2.4
1	CA	1013	G	2.4
37	DH	56	SER	2.4
34	BE	61	ARG	2.4
4	AD	161	ASN	2.4
17	CQ	5	VAL	2.4
19	AS	58	VAL	2.4
28	D6	20	ASN	2.4

Continued on next page...

Continued from previous page...

Mol	Chain	Res	Type	RSRZ
2	CB	163	PHE	2.4
1	CA	1159	U	2.4
28	D6	49	HIS	2.4
1	AA	1158	C	2.4
1	CA	1374	A	2.4
3	AC	194	GLY	2.4
7	AG	105	VAL	2.4
9	CI	95	LYS	2.4
13	AM	54	VAL	2.4
18	AR	78	LEU	2.4
13	CM	36	LYS	2.4
36	DG	109	VAL	2.4
41	DP	118	GLY	2.4
3	CC	73	PRO	2.4
7	CG	114	ARG	2.4
10	AJ	55	LYS	2.4
36	BG	105	LYS	2.4
38	DI	62	LYS	2.4
3	AC	65	ALA	2.4
13	AM	44	ARG	2.4
17	AQ	68	ARG	2.4
38	BI	65	ALA	2.4
1	CA	1206	G	2.4
1	CA	1265	G	2.4
7	CG	105	VAL	2.4
7	CG	130	GLY	2.4
19	AS	66	MET	2.4
1	AA	470	C	2.4
3	AC	3	ASN	2.4
7	CG	151	TYR	2.4
31	DA	900	A	2.4
49	DX	77	LYS	2.4
50	DY	87	LYS	2.4
13	AM	19	LEU	2.4
1	AA	1313	U	2.4
1	CA	1173	G	2.4
1	CA	1293	G	2.4
22	D0	13	GLY	2.4
31	DA	508	G	2.4
16	AP	41	PRO	2.4
21	AU	3	LYS	2.4
1	CA	1172	C	2.4

Continued on next page...

Continued from previous page...

Mol	Chain	Res	Type	RSRZ
5	AE	91	LEU	2.4
45	DT	40	THR	2.4
51	DZ	170	THR	2.4
3	CC	148	GLY	2.3
1	AA	1240	U	2.3
7	AG	85	TYR	2.3
26	D4	11	PRO	2.3
31	DA	1044	G	2.3
35	DF	14	PRO	2.3
3	CC	47	LEU	2.3
5	CE	18	ARG	2.3
15	CO	11	VAL	2.3
2	AB	28	PHE	2.3
31	DA	1908	C	2.3
1	CA	959	A	2.3
51	DZ	168	GLU	2.3
1	AA	1302	U	2.3
7	CG	117	ALA	2.3
5	CE	25	ARG	2.3
7	AG	82	GLY	2.3
31	BA	1740	G	2.3
31	DA	2807	G	2.3
36	DG	93	THR	2.3
1	CA	1382	C	2.3
7	AG	104	LEU	2.3
12	AL	113	ARG	2.3
47	BV	96	ILE	2.3
13	AM	10	PRO	2.3
17	AQ	69	LYS	2.3
31	BA	1917	U	2.3
9	CI	8	GLY	2.3
34	DE	57	LYS	2.3
44	DS	87	PHE	2.3
51	BZ	179	ASP	2.3
1	CA	1385	G	2.3
4	AD	21	LEU	2.3
15	AO	87	ILE	2.3
31	BA	11	G	2.3
31	BA	2896	C	2.3
2	CB	216	SER	2.3
3	AC	76	VAL	2.3
9	CI	59	PHE	2.3

Continued on next page...

Continued from previous page...

Mol	Chain	Res	Type	RSRZ
3	AC	102	ASN	2.3
13	AM	71	ARG	2.3
13	CM	104	ARG	2.3
19	CS	53	ASN	2.3
37	DH	104	GLU	2.3
9	AI	107	ARG	2.3
18	CR	67	ALA	2.3
36	DG	173	LEU	2.3
37	DH	25	LYS	2.3
1	AA	1369	C	2.3
1	CA	1244	C	2.3
1	CA	1389	C	2.3
9	AI	18	PHE	2.3
1	CA	1136	U	2.3
2	CB	137	ARG	2.3
14	CN	26	ARG	2.3
31	BA	2892	A	2.3
5	CE	76	ILE	2.3
14	CN	13	THR	2.3
38	DI	72	LEU	2.3
35	BF	128	ALA	2.3
5	AE	82	VAL	2.3
29	D7	47	ARG	2.3
5	AE	19	MET	2.3
19	AS	18	LYS	2.3
31	BA	2183	C	2.3
50	DY	54	LYS	2.3
1	CA	1164	G	2.3
31	DA	1921	G	2.3
32	DB	25	A	2.3
37	BH	156	ALA	2.3
42	BQ	21	THR	2.3
42	BQ	90	VAL	2.3
4	AD	33	MET	2.3
5	AE	136	MET	2.3
5	CE	110	LEU	2.3
44	DS	73	LEU	2.3
19	AS	75	ALA	2.3
31	DA	1923	U	2.3
43	DR	11	ASN	2.3
44	DS	46	VAL	2.3
49	BX	35	THR	2.3

Continued on next page...

Continued from previous page...

Mol	Chain	Res	Type	RSRZ
31	BA	2793	G	2.3
51	BZ	146	ILE	2.3
14	CN	25	VAL	2.3
7	CG	68	ASN	2.3
11	AK	49	GLY	2.3
16	AP	37	GLY	2.3
31	DA	2666	C	2.3
36	BG	134	GLY	2.3
20	CT	8	ARG	2.3
31	DA	1238	G	2.3
14	CN	30	ALA	2.3
10	AJ	95	GLU	2.3
1	AA	65	U	2.3
1	AA	72	C	2.3
6	CF	7	ASN	2.3
9	CI	91	ASP	2.3
2	CB	131	PRO	2.3
13	CM	10	PRO	2.3
21	CU	24	ARG	2.3
10	CJ	14	LYS	2.3
1	CA	935	A	2.3
1	CA	1256	A	2.3
2	AB	229	VAL	2.3
3	CC	104	GLN	2.3
18	CR	21	LYS	2.3
11	CK	100	ALA	2.3
38	DI	143	SER	2.3
1	AA	391	G	2.2
7	AG	123	GLU	2.2
12	AL	74	GLY	2.2
51	BZ	121	HIS	2.3
3	AC	15	THR	2.2
15	AO	22	THR	2.2
16	AP	40	ASP	2.2
26	D4	9	LEU	2.2
36	DG	95	ARG	2.2
1	CA	990	C	2.2
5	CE	105	VAL	2.2
7	AG	23	VAL	2.2
13	CM	68	GLY	2.2
1	CA	1503	A	2.2
4	AD	36	ARG	2.2

Continued on next page...

Continued from previous page...

Mol	Chain	Res	Type	RSRZ
32	DB	26	A	2.2
2	CB	213	LEU	2.2
4	AD	175	SER	2.2
10	CJ	62	HIS	2.2
21	AU	24	ARG	2.2
37	BH	158	HIS	2.2
8	AH	127	LEU	2.2
27	D5	37	LYS	2.2
1	AA	1239	A	2.2
3	CC	102	ASN	2.2
31	DA	899	A	2.2
7	CG	87	VAL	2.2
11	AK	57	THR	2.2
11	AK	82	VAL	2.2
1	CA	956	U	2.2
7	CG	6	ARG	2.2
7	CG	7	ALA	2.2
19	CS	72	GLY	2.2
23	D1	40	ARG	2.2
31	BA	1533	G	2.2
4	CD	43	HIS	2.2
2	CB	215	LEU	2.2
10	CJ	88	LEU	2.2
6	AF	5	GLU	2.2
9	CI	107	ARG	2.2
10	AJ	58	ASP	2.2
14	CN	12	ARG	2.2
31	DA	1237	A	2.2
31	BA	1108	U	2.2
1	CA	1050	G	2.2
16	CP	11	SER	2.2
31	DA	361	G	2.2
31	DA	1470	G	2.2
1	AA	1132	C	2.2
13	AM	17	VAL	2.2
14	AN	7	ILE	2.2
6	CF	4	TYR	2.2
2	AB	212	GLN	2.2
1	CA	1275	A	2.2
24	B2	35	LEU	2.2
7	CG	29	LYS	2.2
1	AA	200	G	2.2

Continued on next page...

Continued from previous page...

Mol	Chain	Res	Type	RSRZ
1	CA	962	C	2.2
31	DA	2347	C	2.2
49	DX	93	GLU	2.2
1	CA	1177	G	2.2
7	AG	33	ASP	2.2
9	AI	5	TYR	2.2
31	BA	1910	G	2.2
33	DD	2	ALA	2.2
4	CD	10	ARG	2.2
14	AN	9	LYS	2.2
16	AP	59	TRP	2.2
31	DA	2348	U	2.2
31	DA	2473	U	2.2
38	DI	87	LYS	2.2
51	DZ	121	HIS	2.2
19	CS	19	VAL	2.2
19	CS	58	VAL	2.2
13	AM	112	GLY	2.2
45	BT	36	GLU	2.2
7	AG	2	ALA	2.2
24	D2	38	GLN	2.2
1	AA	181	G	2.2
1	AA	1241	G	2.2
1	CA	97	G	2.2
9	AI	34	ASN	2.2
36	BG	51	ARG	2.2
41	BP	108	LYS	2.2
30	B8	65	GLU	2.2
44	BS	107	GLU	2.2
3	CC	42	LEU	2.2
7	AG	140	ASP	2.2
10	CJ	29	ARG	2.2
16	CP	8	ARG	2.2
19	AS	42	PRO	2.2
19	CS	56	GLN	2.2
1	CA	1096	C	2.2
2	CB	134	GLU	2.2
1	CA	1387	G	2.2
2	AB	38	GLY	2.2
18	CR	48	GLY	2.2
31	DA	1519	G	2.2
1	AA	1125	U	2.2

Continued on next page...

Continued from previous page...

Mol	Chain	Res	Type	RSRZ
36	BG	135	LEU	2.2
34	DE	17	ASP	2.2
2	AB	129	GLU	2.2
3	CC	103	VAL	2.2
6	CF	95	GLU	2.2
8	AH	128	GLY	2.2
31	DA	1043	C	2.2
36	DG	3	LEU	2.2
41	DP	85	LEU	2.2
10	CJ	33	GLN	2.2
31	BA	12	U	2.2
9	CI	97	LYS	2.2
17	CQ	38	ARG	2.2
16	CP	74	LEU	2.1
1	CA	930	C	2.1
1	CA	1249	C	2.1
31	DA	1530	C	2.1
36	BG	141	PHE	2.1
20	CT	98	PRO	2.1
38	BI	120	ILE	2.1
7	CG	53	LYS	2.1
1	AA	108	G	2.1
1	CA	220	G	2.1
14	CN	28	GLY	2.1
37	DH	93	GLY	2.1
12	AL	122	THR	2.1
16	AP	39	TYR	2.1
35	DF	199	TRP	2.1
1	CA	970	C	2.1
1	CA	1326	C	2.1
16	AP	20	VAL	2.1
1	AA	839	U	2.1
24	B2	42	GLY	2.1
3	AC	42	LEU	2.1
38	DI	123	LEU	2.1
2	CB	97	TRP	2.1
19	AS	33	THR	2.1
51	DZ	99	TYR	2.1
1	AA	1265	G	2.1
1	AA	1353	G	2.1
1	AA	1361	G	2.1
1	CA	1176	A	2.1

Continued on next page...

Continued from previous page...

Mol	Chain	Res	Type	RSRZ
1	CA	1207	G	2.1
1	CA	1280	A	2.1
1	CA	1398	A	2.1
13	AM	99	ARG	2.1
31	BA	1107	G	2.1
31	DA	1045	A	2.1
38	DI	122	GLU	2.1
36	DG	17	PRO	2.1
44	BS	27	SER	2.1
1	CA	1243	C	2.1
15	CO	31	LEU	2.1
18	CR	49	LYS	2.1
36	DG	171	ALA	2.1
2	AB	127	ILE	2.1
38	DI	144	VAL	2.1
1	AA	1202	G	2.1
1	CA	1138	G	2.1
32	DB	105	A	2.1
1	AA	63	C	2.1
1	AA	1325	C	2.1
3	CC	83	ARG	2.1
10	AJ	32	ALA	2.1
18	CR	23	LYS	2.1
28	B6	39	TYR	2.1
47	BV	75	PHE	2.1
2	CB	45	GLN	2.1
5	CE	91	LEU	2.1
13	CM	48	LEU	2.1
37	DH	112	PRO	2.1
38	DI	140	LEU	2.1
3	AC	190	ARG	2.1
10	AJ	9	ARG	2.1
1	AA	1288	A	2.1
13	CM	33	ALA	2.1
31	DA	2311	A	2.1
1	AA	64	G	2.1
1	AA	1021	G	2.1
1	AA	1094	G	2.1
1	CA	1392	G	2.1
35	DF	23	ASP	2.1
36	BG	158	ALA	2.1
24	D2	48	HIS	2.1

Continued on next page...

Continued from previous page...

Mol	Chain	Res	Type	RSRZ
31	DA	271(K)	U	2.1
13	CM	112	GLY	2.1
19	CS	66	MET	2.1
10	CJ	41	PRO	2.1
1	CA	1016	A	2.1
1	CA	1318	A	2.1
38	DI	92	VAL	2.1
1	AA	1343	G	2.1
1	CA	79	G	2.1
1	CA	1134	G	2.1
3	CC	2	GLY	2.1
1	CA	1378	C	2.1
4	CD	66	ARG	2.1
5	CE	136	MET	2.1
32	DB	118	G	2.1
38	DI	68	LEU	2.1
44	BS	97	ARG	2.1
49	BX	3	THR	2.1
49	DX	26	TYR	2.1
9	CI	14	VAL	2.1
3	AC	87	LEU	2.1
7	AG	79	ARG	2.1
13	CM	26	GLY	2.1
14	AN	28	GLY	2.1
41	DP	50	ARG	2.1
1	CA	532	A	2.1
1	CA	1137	C	2.1
32	DB	23	G	2.1
5	CE	89	ILE	2.1
51	DZ	165	VAL	2.1
12	CL	99	HIS	2.1
38	DI	1	MET	2.1
10	AJ	77	PRO	2.1
16	AP	15	PRO	2.1
34	DE	2	LYS	2.1
36	BG	25	TYR	2.1
1	CA	1262	C	2.1
3	AC	64	VAL	2.1
7	CG	75	VAL	2.1
9	CI	105	ASP	2.1
10	CJ	12	ASP	2.1
47	DV	67	GLY	2.1

Continued on next page...

Continued from previous page...

Mol	Chain	Res	Type	RSRZ
2	CB	212	GLN	2.1
1	AA	960	U	2.1
1	CA	831	U	2.1
1	CA	1020	U	2.1
10	AJ	78	ASN	2.1
33	BD	244	ARG	2.1
36	BG	157	ILE	2.1
1	AA	187	C	2.1
1	AA	1008	C	2.1
3	AC	144	SER	2.1
19	AS	55	LYS	2.0
36	DG	66	GLN	2.0
37	DH	62	LYS	2.0
44	BS	11	LYS	2.0
1	AA	97	G	2.0
9	AI	44	VAL	2.0
11	AK	84	VAL	2.0
13	AM	51	ALA	2.0
16	CP	7	ALA	2.0
18	CR	56	THR	2.0
38	DI	37	VAL	2.0
46	DU	90	VAL	2.0
36	BG	53	LEU	2.0
1	CA	1252	A	2.0
13	CM	11	ARG	2.0
23	D1	38	SER	2.0
31	DA	1918	A	2.0
35	BF	13	SER	2.0
1	AA	1043	C	2.0
31	BA	271(J)	C	2.0
2	AB	148	TYR	2.0
9	AI	13	ALA	2.0
1	CA	1381	U	2.0
49	DX	94	GLY	2.0
14	AN	35	ARG	2.0
9	AI	54	ASP	2.0
2	CB	148	TYR	2.0
31	BA	6	A	2.0
31	BA	2602	A	2.0
2	AB	118	LEU	2.0
19	AS	20	LEU	2.0
3	CC	98	ASN	2.0

Continued on next page...

Continued from previous page...

Mol	Chain	Res	Type	RSRZ
38	DI	93	THR	2.0
50	BY	102	CYS	2.0
4	AD	165	MET	2.0
36	BG	155	MET	2.0
1	AA	73	G	2.0
34	DE	83	ASP	2.0
50	BY	17	SER	2.0
3	AC	106	VAL	2.0
12	CL	55	VAL	2.0
38	BI	81	VAL	2.0
6	AF	98	LEU	2.0
5	CE	42	GLY	2.0
7	CG	94	ARG	2.0
51	BZ	150	LEU	2.0
1	AA	1209	C	2.0
1	AA	1317	C	2.0
1	CA	1369	C	2.0
6	AF	97	PHE	2.0
39	BN	129	PRO	2.0
8	AH	123	GLU	2.0
44	DS	43	GLU	2.0
3	CC	75	VAL	2.0
3	CC	188	LEU	2.0
9	CI	96	LEU	2.0
19	AS	80	TYR	2.0
37	DH	80	SER	2.0
10	CJ	4	ILE	2.0
12	AL	108	ALA	2.0
38	BI	58	LEU	2.0
38	BI	72	LEU	2.0
1	AA	1175	G	2.0
1	AA	1311	G	2.0
1	AA	162	A	2.0
1	AA	1275	A	2.0
32	DB	58	A	2.0
1	CA	1314	C	2.0
1	CA	1336	C	2.0
7	CG	44	TYR	2.0
13	CM	3	ARG	2.0
16	AP	38	TYR	2.0
33	BD	34	VAL	2.0

6.2 Non-standard residues in protein, DNA, RNA chains [i](#)

There are no non-standard protein/DNA/RNA residues in this entry.

6.3 Carbohydrates [i](#)

There are no monosaccharides in this entry.

6.4 Ligands [i](#)

In the following table, the Atoms column lists the number of modelled atoms in the group and the number defined in the chemical component dictionary. The B-factors column lists the minimum, median, 95th percentile and maximum values of B factors of atoms in the group. The column labelled 'Q< 0.9' lists the number of atoms with occupancy less than 0.9.

Mol	Type	Chain	Res	Atoms	RSCC	RSR	B-factors(Å ²)	Q<0.9
54	K	BA	3350	1/1	0.54	0.46	95,95,95,95	0
52	MG	BA	3246	1/1	0.55	0.45	75,75,75,75	0
52	MG	DA	3278	1/1	0.57	0.54	68,68,68,68	0
52	MG	DA	3291	1/1	0.61	1.07	86,86,86,86	0
52	MG	BA	3312	1/1	0.62	0.66	87,87,87,87	0
52	MG	DA	3305	1/1	0.63	0.34	76,76,76,76	0
52	MG	DA	3255	1/1	0.64	0.44	75,75,75,75	0
52	MG	BA	3341	1/1	0.65	0.71	63,63,63,63	0
52	MG	AA	1644	1/1	0.66	1.26	99,99,99,99	0
52	MG	DA	3261	1/1	0.66	0.52	95,95,95,95	0
52	MG	BA	3196	1/1	0.67	0.21	65,65,65,65	0
52	MG	CA	1622	1/1	0.67	0.28	78,78,78,78	0
52	MG	DA	3219	1/1	0.69	0.36	75,75,75,75	0
52	MG	BA	3148	1/1	0.69	0.34	58,58,58,58	0
52	MG	DA	3216	1/1	0.69	0.61	85,85,85,85	0
52	MG	DA	3267	1/1	0.69	0.58	72,72,72,72	0
52	MG	DQ	201	1/1	0.70	0.39	78,78,78,78	0
52	MG	DA	3294	1/1	0.70	0.34	67,67,67,67	0
52	MG	DA	3226	1/1	0.71	0.35	64,64,64,64	0
52	MG	DA	3245	1/1	0.71	0.19	78,78,78,78	0
52	MG	CA	1626	1/1	0.71	0.54	78,78,78,78	0
52	MG	DA	3260	1/1	0.71	0.81	73,73,73,73	0
52	MG	BA	3295	1/1	0.71	0.23	70,70,70,70	0
52	MG	BA	3241	1/1	0.71	0.61	79,79,79,79	0
52	MG	DA	3306	1/1	0.72	0.38	87,87,87,87	0
52	MG	DA	3223	1/1	0.73	0.12	65,65,65,65	0
52	MG	DA	3191	1/1	0.73	0.26	91,91,91,91	0

Continued on next page...

Continued from previous page...

Mol	Type	Chain	Res	Atoms	RSCC	RSR	B-factors(\AA^2)	Q<0.9
52	MG	DA	3059	1/1	0.74	0.40	53,53,53,53	0
52	MG	DA	3222	1/1	0.75	0.84	67,67,67,67	0
52	MG	BA	3229	1/1	0.75	0.29	50,50,50,50	0
52	MG	CA	1628	1/1	0.75	0.45	75,75,75,75	0
52	MG	DA	3198	1/1	0.76	0.78	70,70,70,70	0
52	MG	BA	3296	1/1	0.77	0.72	67,67,67,67	0
52	MG	DA	3126	1/1	0.77	0.22	73,73,73,73	0
52	MG	CA	1646	1/1	0.77	0.52	80,80,80,80	0
52	MG	DA	3203	1/1	0.78	0.65	67,67,67,67	0
52	MG	CA	1611	1/1	0.78	0.61	81,81,81,81	0
52	MG	DA	3243	1/1	0.78	0.48	70,70,70,70	0
52	MG	AA	1650	1/1	0.78	0.53	68,68,68,68	0
52	MG	BA	3298	1/1	0.78	0.33	61,61,61,61	0
54	K	DA	3310	1/1	0.78	0.48	106,106,106,106	0
52	MG	DA	3246	1/1	0.79	0.26	87,87,87,87	0
52	MG	DA	3248	1/1	0.79	0.33	74,74,74,74	0
52	MG	DA	3207	1/1	0.79	0.80	78,78,78,78	0
52	MG	BA	3309	1/1	0.79	0.97	61,61,61,61	0
52	MG	DA	3120	1/1	0.79	0.31	71,71,71,71	0
52	MG	DA	3244	1/1	0.79	0.28	86,86,86,86	0
52	MG	BA	3336	1/1	0.79	0.48	65,65,65,65	0
52	MG	AA	1640	1/1	0.80	0.62	83,83,83,83	0
52	MG	DA	3067	1/1	0.80	0.37	81,81,81,81	0
52	MG	BA	3190	1/1	0.81	0.30	53,53,53,53	0
52	MG	DA	3100	1/1	0.81	0.71	50,50,50,50	0
52	MG	BA	3144	1/1	0.81	0.27	53,53,53,53	0
52	MG	D5	102	1/1	0.81	0.64	79,79,79,79	0
52	MG	BA	3178	1/1	0.81	0.53	78,78,78,78	0
52	MG	DA	3195	1/1	0.82	0.51	56,56,56,56	0
52	MG	DA	3284	1/1	0.82	0.70	65,65,65,65	0
52	MG	AA	1633	1/1	0.82	0.10	81,81,81,81	0
52	MG	AA	1639	1/1	0.82	0.21	95,95,95,95	0
52	MG	BA	3240	1/1	0.82	0.46	60,60,60,60	0
52	MG	DA	3157	1/1	0.82	0.50	65,65,65,65	0
52	MG	DA	3264	1/1	0.82	0.83	80,80,80,80	0
52	MG	AA	1619	1/1	0.82	0.36	56,56,56,56	0
52	MG	DA	3268	1/1	0.82	1.51	81,81,81,81	0
52	MG	BA	3192	1/1	0.83	0.34	58,58,58,58	0
52	MG	BA	3238	1/1	0.83	0.47	49,49,49,49	0
52	MG	D7	101	1/1	0.83	0.36	62,62,62,62	0
52	MG	CA	1623	1/1	0.83	0.51	67,67,67,67	0
52	MG	BA	3302	1/1	0.83	0.27	72,72,72,72	0

Continued on next page...

Continued from previous page...

Mol	Type	Chain	Res	Atoms	RSCC	RSR	B-factors(\AA^2)	Q<0.9
52	MG	BA	3304	1/1	0.83	1.20	86,86,86,86	0
52	MG	DA	3102	1/1	0.83	0.28	80,80,80,80	0
52	MG	CA	1632	1/1	0.83	0.25	79,79,79,79	0
52	MG	DA	3108	1/1	0.84	0.33	48,48,48,48	0
52	MG	DA	3038	1/1	0.84	0.60	48,48,48,48	0
52	MG	BA	3306	1/1	0.84	0.26	56,56,56,56	0
52	MG	BA	3237	1/1	0.84	0.32	61,61,61,61	0
52	MG	DA	3175	1/1	0.84	0.69	67,67,67,67	0
52	MG	BB	201	1/1	0.84	0.45	42,42,42,42	0
52	MG	AA	1604	1/1	0.84	0.46	95,95,95,95	0
52	MG	BA	3200	1/1	0.85	0.86	59,59,59,59	0
52	MG	AA	1637	1/1	0.85	0.29	69,69,69,69	0
52	MG	DA	3270	1/1	0.85	0.67	65,65,65,65	0
52	MG	BA	3303	1/1	0.85	0.44	68,68,68,68	0
52	MG	DA	3280	1/1	0.85	0.55	77,77,77,77	0
52	MG	DA	3129	1/1	0.85	0.12	87,87,87,87	0
52	MG	DA	3247	1/1	0.85	0.70	87,87,87,87	0
52	MG	DA	3145	1/1	0.85	0.91	88,88,88,88	0
52	MG	DA	3302	1/1	0.85	0.68	86,86,86,86	0
52	MG	DA	3150	1/1	0.85	0.56	77,77,77,77	0
52	MG	DA	3258	1/1	0.85	0.14	61,61,61,61	0
52	MG	DA	3309	1/1	0.85	0.14	84,84,84,84	0
52	MG	CA	1634	1/1	0.85	0.52	87,87,87,87	0
52	MG	BA	3334	1/1	0.85	0.32	53,53,53,53	0
52	MG	BA	3096	1/1	0.85	0.33	55,55,55,55	0
52	MG	BA	3307	1/1	0.86	0.44	76,76,76,76	0
52	MG	BA	3343	1/1	0.86	0.45	58,58,58,58	0
52	MG	DA	3070	1/1	0.86	0.62	74,74,74,74	0
52	MG	BA	3188	1/1	0.86	0.67	62,62,62,62	0
52	MG	DA	3194	1/1	0.86	0.31	60,60,60,60	0
52	MG	CA	1633	1/1	0.86	1.26	87,87,87,87	0
52	MG	DA	3106	1/1	0.86	0.52	76,76,76,76	0
52	MG	CA	1605	1/1	0.86	0.56	61,61,61,61	0
52	MG	DA	3119	1/1	0.86	0.07	64,64,64,64	0
52	MG	BA	3219	1/1	0.86	0.11	38,38,38,38	0
52	MG	CA	1617	1/1	0.86	0.32	61,61,61,61	0
52	MG	DA	3262	1/1	0.86	0.87	77,77,77,77	0
52	MG	DX	101	1/1	0.86	0.30	77,77,77,77	0
52	MG	BA	3114	1/1	0.86	0.44	56,56,56,56	0
52	MG	BA	3232	1/1	0.86	0.38	70,70,70,70	0
52	MG	DA	3231	1/1	0.87	0.35	79,79,79,79	0
52	MG	DA	3182	1/1	0.87	0.28	55,55,55,55	0

Continued on next page...

Continued from previous page...

Mol	Type	Chain	Res	Atoms	RSCC	RSR	B-factors(\AA^2)	Q<0.9
52	MG	BA	3149	1/1	0.87	0.11	51,51,51,51	0
52	MG	BA	3157	1/1	0.87	0.77	74,74,74,74	0
52	MG	DA	3115	1/1	0.87	0.40	72,72,72,72	0
52	MG	BA	3318	1/1	0.87	0.54	60,60,60,60	0
52	MG	DA	3201	1/1	0.87	0.30	59,59,59,59	0
52	MG	DA	3017	1/1	0.87	0.32	47,47,47,47	0
52	MG	DA	3257	1/1	0.87	0.91	63,63,63,63	0
52	MG	AA	1641	1/1	0.87	0.15	69,69,69,69	0
52	MG	BA	3138	1/1	0.87	0.12	74,74,74,74	0
52	MG	BA	3249	1/1	0.87	0.26	40,40,40,40	0
52	MG	BA	3274	1/1	0.87	0.16	81,81,81,81	0
52	MG	BA	3279	1/1	0.87	0.44	50,50,50,50	0
52	MG	BA	3294	1/1	0.87	0.54	65,65,65,65	0
52	MG	BA	3152	1/1	0.88	0.32	61,61,61,61	0
52	MG	DA	3208	1/1	0.88	0.68	62,62,62,62	0
52	MG	BA	3189	1/1	0.88	0.41	45,45,45,45	0
52	MG	DA	3218	1/1	0.88	0.25	78,78,78,78	0
52	MG	DA	3265	1/1	0.88	1.12	79,79,79,79	0
52	MG	DA	3013	1/1	0.88	0.49	77,77,77,77	0
52	MG	CA	1612	1/1	0.88	0.10	77,77,77,77	0
52	MG	DA	3147	1/1	0.88	0.29	63,63,63,63	0
52	MG	BA	3332	1/1	0.88	0.29	61,61,61,61	0
52	MG	DA	3279	1/1	0.88	0.24	64,64,64,64	0
52	MG	DA	3228	1/1	0.88	0.10	60,60,60,60	0
52	MG	DA	3282	1/1	0.88	0.33	62,62,62,62	0
52	MG	DA	3229	1/1	0.88	0.12	45,45,45,45	0
52	MG	DA	3288	1/1	0.88	0.20	72,72,72,72	0
52	MG	BA	3280	1/1	0.88	0.35	75,75,75,75	0
52	MG	BA	3289	1/1	0.88	0.27	55,55,55,55	0
52	MG	DA	3295	1/1	0.88	0.17	88,88,88,88	0
52	MG	DA	3298	1/1	0.88	0.64	71,71,71,71	0
52	MG	DA	3179	1/1	0.88	0.85	77,77,77,77	0
52	MG	BA	3097	1/1	0.88	0.17	70,70,70,70	0
52	MG	BA	3162	1/1	0.88	0.16	47,47,47,47	0
52	MG	DA	3307	1/1	0.88	0.31	80,80,80,80	0
52	MG	BA	3348	1/1	0.88	0.12	61,61,61,61	0
52	MG	DF	301	1/1	0.88	0.38	92,92,92,92	0
52	MG	BA	3349	1/1	0.88	0.09	61,61,61,61	0
52	MG	AA	1613	1/1	0.88	0.15	70,70,70,70	0
52	MG	CA	1644	1/1	0.88	0.47	74,74,74,74	0
52	MG	BF	301	1/1	0.88	0.17	62,62,62,62	0
52	MG	DA	3092	1/1	0.89	0.28	61,61,61,61	0

Continued on next page...

Continued from previous page...

Mol	Type	Chain	Res	Atoms	RSCC	RSR	B-factors(\AA^2)	Q<0.9
52	MG	CA	1609	1/1	0.89	0.22	94,94,94,94	0
52	MG	DA	3188	1/1	0.89	0.22	48,48,48,48	0
52	MG	BA	3245	1/1	0.89	0.58	45,45,45,45	0
52	MG	BA	3022	1/1	0.89	0.39	49,49,49,49	0
52	MG	D0	101	1/1	0.89	0.15	62,62,62,62	0
52	MG	BA	3311	1/1	0.89	0.35	46,46,46,46	0
52	MG	BA	3081	1/1	0.89	0.23	37,37,37,37	0
52	MG	BA	3315	1/1	0.89	0.36	69,69,69,69	0
52	MG	BA	3129	1/1	0.89	0.13	18,18,18,18	0
52	MG	DA	3020	1/1	0.89	0.43	64,64,64,64	0
52	MG	DA	3210	1/1	0.89	0.37	63,63,63,63	0
52	MG	BA	3329	1/1	0.89	0.65	68,68,68,68	0
52	MG	CA	1629	1/1	0.89	0.13	82,82,82,82	0
52	MG	AA	1632	1/1	0.89	0.65	72,72,72,72	0
52	MG	DA	3155	1/1	0.89	0.19	62,62,62,62	0
52	MG	BA	3333	1/1	0.89	0.17	80,80,80,80	0
52	MG	DA	3168	1/1	0.89	0.28	53,53,53,53	0
53	ZN	CN	101	1/1	0.89	0.18	157,157,157,157	0
52	MG	DA	3082	1/1	0.89	0.18	17,17,17,17	0
52	MG	DA	3275	1/1	0.89	0.45	62,62,62,62	0
52	MG	BQ	202	1/1	0.90	0.29	59,59,59,59	0
52	MG	DA	3083	1/1	0.90	0.23	47,47,47,47	0
52	MG	DA	3277	1/1	0.90	0.50	68,68,68,68	0
52	MG	AA	1647	1/1	0.90	0.34	66,66,66,66	0
52	MG	CA	1606	1/1	0.90	0.39	72,72,72,72	0
52	MG	DA	3233	1/1	0.90	0.50	68,68,68,68	0
52	MG	DA	3238	1/1	0.90	0.38	73,73,73,73	0
52	MG	AA	1648	1/1	0.90	0.77	62,62,62,62	0
52	MG	CA	1610	1/1	0.90	0.29	61,61,61,61	0
52	MG	BA	3116	1/1	0.90	0.16	51,51,51,51	0
52	MG	DA	3196	1/1	0.90	0.29	51,51,51,51	0
52	MG	BA	3283	1/1	0.90	0.12	53,53,53,53	0
52	MG	DA	3005	1/1	0.90	0.28	73,73,73,73	0
52	MG	DA	3252	1/1	0.90	0.55	66,66,66,66	0
52	MG	DA	3011	1/1	0.90	0.54	50,50,50,50	0
52	MG	BA	3287	1/1	0.90	0.46	58,58,58,58	0
52	MG	BA	3205	1/1	0.90	0.33	55,55,55,55	0
52	MG	BA	3082	1/1	0.90	0.53	49,49,49,49	0
52	MG	DA	3037	1/1	0.90	0.63	74,74,74,74	0
52	MG	BA	3223	1/1	0.90	0.59	36,36,36,36	0
52	MG	AA	1646	1/1	0.90	0.76	82,82,82,82	0
52	MG	BA	3230	1/1	0.90	0.50	38,38,38,38	0

Continued on next page...

Continued from previous page...

Mol	Type	Chain	Res	Atoms	RSCC	RSR	B-factors(Å ²)	Q<0.9
52	MG	BA	3323	1/1	0.90	0.25	64,64,64,64	0
52	MG	DA	3224	1/1	0.90	0.09	68,68,68,68	0
52	MG	BA	3345	1/1	0.91	0.30	60,60,60,60	0
52	MG	AA	1645	1/1	0.91	0.33	81,81,81,81	0
52	MG	BA	3208	1/1	0.91	0.11	23,23,23,23	0
52	MG	DA	3094	1/1	0.91	0.41	56,56,56,56	0
52	MG	CA	1636	1/1	0.91	0.50	79,79,79,79	0
52	MG	DA	3263	1/1	0.91	0.26	67,67,67,67	0
52	MG	BA	3214	1/1	0.91	0.47	66,66,66,66	0
52	MG	AA	1607	1/1	0.91	0.29	74,74,74,74	0
52	MG	CA	1647	1/1	0.91	0.21	84,84,84,84	0
52	MG	DA	3113	1/1	0.91	0.48	62,62,62,62	0
52	MG	DA	3269	1/1	0.91	0.16	61,61,61,61	0
52	MG	DA	3211	1/1	0.91	0.15	79,79,79,79	0
52	MG	DA	3272	1/1	0.91	0.27	74,74,74,74	0
52	MG	BA	3319	1/1	0.91	0.49	40,40,40,40	0
52	MG	BA	3068	1/1	0.91	0.34	54,54,54,54	0
52	MG	BA	3326	1/1	0.91	0.22	54,54,54,54	0
52	MG	DA	3220	1/1	0.91	0.18	62,62,62,62	0
52	MG	DA	3001	1/1	0.91	0.42	76,76,76,76	0
52	MG	BA	3328	1/1	0.91	0.17	65,65,65,65	0
52	MG	BA	3268	1/1	0.91	0.27	40,40,40,40	0
52	MG	DA	3225	1/1	0.91	0.21	54,54,54,54	0
52	MG	BA	3331	1/1	0.91	0.46	46,46,46,46	0
52	MG	DA	3292	1/1	0.91	0.58	75,75,75,75	0
52	MG	DA	3149	1/1	0.91	0.21	55,55,55,55	0
52	MG	AA	1638	1/1	0.91	0.45	82,82,82,82	0
52	MG	AA	1611	1/1	0.91	0.16	75,75,75,75	0
52	MG	DA	3029	1/1	0.91	0.21	87,87,87,87	0
52	MG	DA	3162	1/1	0.91	0.28	69,69,69,69	0
52	MG	DA	3242	1/1	0.91	0.19	69,69,69,69	0
52	MG	DA	3164	1/1	0.91	0.11	71,71,71,71	0
52	MG	DA	3167	1/1	0.91	0.42	48,48,48,48	0
52	MG	BA	3305	1/1	0.91	0.28	54,54,54,54	0
52	MG	BA	3087	1/1	0.91	0.41	58,58,58,58	0
52	MG	DA	3041	1/1	0.91	0.18	37,37,37,37	0
52	MG	BA	3337	1/1	0.91	0.31	58,58,58,58	0
52	MG	BA	3197	1/1	0.91	0.30	52,52,52,52	0
52	MG	BA	3170	1/1	0.91	0.31	69,69,69,69	0
55	ZIT	BA	3351	52/52	0.91	0.32	100,100,100,100	0
52	MG	BA	3112	1/1	0.92	0.14	43,43,43,43	0
52	MG	BA	3236	1/1	0.92	0.35	70,70,70,70	0

Continued on next page...

Continued from previous page...

Mol	Type	Chain	Res	Atoms	RSCC	RSR	B-factors(\AA^2)	Q<0.9
52	MG	DA	3161	1/1	0.92	0.70	72,72,72,72	0
52	MG	AA	1627	1/1	0.92	0.38	66,66,66,66	0
52	MG	BA	3180	1/1	0.92	0.57	64,64,64,64	0
52	MG	DA	3249	1/1	0.92	0.83	79,79,79,79	0
52	MG	CA	1602	1/1	0.92	0.47	70,70,70,70	0
52	MG	DA	3254	1/1	0.92	0.19	65,65,65,65	0
52	MG	CA	1604	1/1	0.92	0.28	86,86,86,86	0
52	MG	DA	3170	1/1	0.92	0.51	53,53,53,53	0
52	MG	DA	3171	1/1	0.92	0.34	43,43,43,43	0
52	MG	DA	3259	1/1	0.92	0.63	74,74,74,74	0
52	MG	DA	3024	1/1	0.92	0.45	61,61,61,61	0
52	MG	BA	3071	1/1	0.92	0.48	47,47,47,47	0
52	MG	BA	3125	1/1	0.92	0.18	46,46,46,46	0
52	MG	BA	3128	1/1	0.92	0.28	54,54,54,54	0
52	MG	BA	3191	1/1	0.92	0.68	64,64,64,64	0
52	MG	BA	3074	1/1	0.92	0.46	36,36,36,36	0
52	MG	BA	3195	1/1	0.92	0.63	58,58,58,58	0
52	MG	DA	3069	1/1	0.92	0.52	51,51,51,51	0
52	MG	DA	3197	1/1	0.92	0.46	75,75,75,75	0
52	MG	AA	1614	1/1	0.92	0.12	77,77,77,77	0
52	MG	DA	3200	1/1	0.92	0.36	50,50,50,50	0
52	MG	DA	3079	1/1	0.92	0.33	59,59,59,59	0
52	MG	DA	3202	1/1	0.92	0.21	40,40,40,40	0
52	MG	CA	1618	1/1	0.92	0.40	62,62,62,62	0
52	MG	BA	3277	1/1	0.92	0.47	62,62,62,62	0
52	MG	DA	3085	1/1	0.92	0.40	54,54,54,54	0
52	MG	BA	3278	1/1	0.92	0.23	41,41,41,41	0
52	MG	CA	1624	1/1	0.92	0.41	65,65,65,65	0
52	MG	DA	3096	1/1	0.92	0.35	45,45,45,45	0
52	MG	DA	3290	1/1	0.92	0.37	52,52,52,52	0
52	MG	DA	3217	1/1	0.92	0.64	62,62,62,62	0
52	MG	BA	3140	1/1	0.92	0.62	40,40,40,40	0
52	MG	BA	3330	1/1	0.92	0.82	71,71,71,71	0
52	MG	AA	1626	1/1	0.92	0.49	76,76,76,76	0
52	MG	BA	3202	1/1	0.92	0.31	41,41,41,41	0
52	MG	AA	1651	1/1	0.92	0.26	75,75,75,75	0
52	MG	DA	3303	1/1	0.92	0.59	49,49,49,49	0
52	MG	DA	3304	1/1	0.92	0.36	52,52,52,52	0
52	MG	AA	1635	1/1	0.92	0.65	63,63,63,63	0
52	MG	CA	1635	1/1	0.92	0.20	86,86,86,86	0
52	MG	BA	3335	1/1	0.92	0.19	52,52,52,52	0
52	MG	DA	3308	1/1	0.92	0.12	81,81,81,81	0

Continued on next page...

Continued from previous page...

Mol	Type	Chain	Res	Atoms	RSCC	RSR	B-factors(\AA^2)	Q<0.9
52	MG	BA	3151	1/1	0.92	0.30	74,74,74,74	0
52	MG	DB	201	1/1	0.92	0.39	52,52,52,52	0
52	MG	DE	301	1/1	0.92	0.36	40,40,40,40	0
52	MG	BA	3040	1/1	0.92	0.74	51,51,51,51	0
52	MG	DA	3230	1/1	0.92	0.25	56,56,56,56	0
52	MG	DR	201	1/1	0.92	0.34	43,43,43,43	0
52	MG	DA	3143	1/1	0.92	0.50	57,57,57,57	0
53	ZN	AN	101	1/1	0.92	0.15	159,159,159,159	0
52	MG	BA	3156	1/1	0.92	0.46	53,53,53,53	0
52	MG	BA	3227	1/1	0.92	0.13	39,39,39,39	0
52	MG	BA	3102	1/1	0.92	0.28	24,24,24,24	0
52	MG	BA	3111	1/1	0.92	0.13	19,19,19,19	0
55	ZIT	DA	3311	52/52	0.92	0.31	100,100,100,100	0
52	MG	DA	3058	1/1	0.93	0.21	58,58,58,58	0
52	MG	DA	3152	1/1	0.93	0.54	43,43,43,43	0
52	MG	BA	3182	1/1	0.93	0.51	68,68,68,68	0
52	MG	BA	3183	1/1	0.93	0.16	72,72,72,72	0
52	MG	DA	3158	1/1	0.93	0.12	61,61,61,61	0
52	MG	CA	1630	1/1	0.93	0.35	77,77,77,77	0
52	MG	BA	3288	1/1	0.93	0.45	72,72,72,72	0
52	MG	DA	3072	1/1	0.93	0.37	46,46,46,46	0
52	MG	DA	3165	1/1	0.93	0.32	52,52,52,52	0
52	MG	BA	3049	1/1	0.93	0.58	41,41,41,41	0
52	MG	BA	3293	1/1	0.93	0.26	55,55,55,55	0
52	MG	BP	202	1/1	0.93	0.32	58,58,58,58	0
52	MG	BA	3136	1/1	0.93	0.52	32,32,32,32	0
52	MG	BX	101	1/1	0.93	0.26	61,61,61,61	0
52	MG	DA	3241	1/1	0.93	0.29	60,60,60,60	0
52	MG	DA	3177	1/1	0.93	0.31	61,61,61,61	0
52	MG	AA	1628	1/1	0.93	0.51	66,66,66,66	0
52	MG	BA	3088	1/1	0.93	0.25	10,10,10,10	0
52	MG	BA	3297	1/1	0.93	0.29	61,61,61,61	0
52	MG	BA	3009	1/1	0.93	0.38	38,38,38,38	0
52	MG	DA	3192	1/1	0.93	0.54	55,55,55,55	0
52	MG	CA	1607	1/1	0.93	0.48	82,82,82,82	0
52	MG	BA	3253	1/1	0.93	0.15	51,51,51,51	0
52	MG	DA	3110	1/1	0.93	0.39	73,73,73,73	0
52	MG	DA	3112	1/1	0.93	0.33	68,68,68,68	0
52	MG	BA	3255	1/1	0.93	0.33	45,45,45,45	0
52	MG	DA	3256	1/1	0.93	0.18	57,57,57,57	0
52	MG	DB	202	1/1	0.93	0.36	63,63,63,63	0
52	MG	DB	203	1/1	0.93	0.46	56,56,56,56	0

Continued on next page...

Continued from previous page...

Mol	Type	Chain	Res	Atoms	RSCC	RSR	B-factors(\AA^2)	Q<0.9
52	MG	BA	3228	1/1	0.93	0.65	69,69,69,69	0
52	MG	BA	3163	1/1	0.93	0.41	47,47,47,47	0
52	MG	BA	3145	1/1	0.93	0.55	40,40,40,40	0
52	MG	AA	1608	1/1	0.93	0.33	54,54,54,54	0
52	MG	CA	1619	1/1	0.93	0.35	75,75,75,75	0
52	MG	BA	3338	1/1	0.93	0.28	73,73,73,73	0
52	MG	BA	3340	1/1	0.93	0.46	62,62,62,62	0
52	MG	DA	3146	1/1	0.93	0.34	69,69,69,69	0
52	MG	BA	3235	1/1	0.93	0.41	72,72,72,72	0
52	MG	DA	3266	1/1	0.93	0.28	75,75,75,75	0
52	MG	AA	1622	1/1	0.93	0.54	75,75,75,75	0
52	MG	CA	1620	1/1	0.94	0.35	66,66,66,66	0
52	MG	BA	3027	1/1	0.94	0.47	42,42,42,42	0
52	MG	AA	1601	1/1	0.94	0.19	58,58,58,58	0
52	MG	BA	3239	1/1	0.94	0.25	48,48,48,48	0
52	MG	DA	3174	1/1	0.94	0.56	63,63,63,63	0
52	MG	AA	1618	1/1	0.94	0.60	72,72,72,72	0
52	MG	BA	3066	1/1	0.94	0.47	43,43,43,43	0
52	MG	BA	3243	1/1	0.94	0.10	58,58,58,58	0
52	MG	DA	3084	1/1	0.94	0.18	54,54,54,54	0
52	MG	DA	3183	1/1	0.94	0.38	44,44,44,44	0
52	MG	AA	1612	1/1	0.94	0.30	66,66,66,66	0
52	MG	DA	3189	1/1	0.94	0.51	63,63,63,63	0
52	MG	DA	3086	1/1	0.94	0.48	38,38,38,38	0
52	MG	DA	3087	1/1	0.94	0.30	55,55,55,55	0
52	MG	BA	3344	1/1	0.94	0.74	48,48,48,48	0
52	MG	BA	3159	1/1	0.94	0.47	45,45,45,45	0
52	MG	BA	3118	1/1	0.94	0.31	59,59,59,59	0
52	MG	AA	1629	1/1	0.94	0.56	67,67,67,67	0
52	MG	BA	3308	1/1	0.94	0.47	64,64,64,64	0
52	MG	DA	3273	1/1	0.94	0.71	75,75,75,75	0
52	MG	DA	3105	1/1	0.94	0.39	47,47,47,47	0
52	MG	CA	1638	1/1	0.94	0.30	71,71,71,71	0
52	MG	CA	1642	1/1	0.94	0.27	62,62,62,62	0
52	MG	DA	3109	1/1	0.94	0.40	71,71,71,71	0
52	MG	BD	301	1/1	0.94	0.20	43,43,43,43	0
52	MG	DA	3281	1/1	0.94	0.16	30,30,30,30	0
52	MG	AA	1609	1/1	0.94	0.27	51,51,51,51	0
52	MG	BA	3259	1/1	0.94	0.51	46,46,46,46	0
52	MG	BA	3174	1/1	0.94	0.64	57,57,57,57	0
52	MG	DA	3289	1/1	0.94	0.34	92,92,92,92	0
52	MG	DA	3214	1/1	0.94	0.38	65,65,65,65	0

Continued on next page...

Continued from previous page...

Mol	Type	Chain	Res	Atoms	RSCC	RSR	B-factors(\AA^2)	Q<0.9
52	MG	DA	3117	1/1	0.94	0.10	59,59,59,59	0
52	MG	BA	3221	1/1	0.94	0.47	40,40,40,40	0
52	MG	BA	3001	1/1	0.94	0.36	49,49,49,49	0
52	MG	DA	3121	1/1	0.94	0.17	37,37,37,37	0
52	MG	BA	3224	1/1	0.94	0.12	40,40,40,40	0
52	MG	BA	3226	1/1	0.94	0.15	32,32,32,32	0
52	MG	DA	3133	1/1	0.94	0.59	53,53,53,53	0
52	MG	DA	3138	1/1	0.94	0.33	50,50,50,50	0
52	MG	BA	3325	1/1	0.94	0.41	43,43,43,43	0
52	MG	BA	3003	1/1	0.94	0.42	43,43,43,43	0
52	MG	DA	3227	1/1	0.94	0.26	74,74,74,74	0
52	MG	DA	3016	1/1	0.94	0.45	56,56,56,56	0
52	MG	BA	3137	1/1	0.94	0.26	61,61,61,61	0
52	MG	BA	3285	1/1	0.94	0.52	57,57,57,57	0
52	MG	BA	3006	1/1	0.94	0.39	29,29,29,29	0
52	MG	DA	3151	1/1	0.94	0.42	72,72,72,72	0
52	MG	DA	3235	1/1	0.94	0.28	79,79,79,79	0
52	MG	BA	3007	1/1	0.94	0.54	48,48,48,48	0
52	MG	DA	3153	1/1	0.94	0.53	59,59,59,59	0
52	MG	CA	1614	1/1	0.94	0.57	76,76,76,76	0
52	MG	CA	1615	1/1	0.94	0.61	67,67,67,67	0
52	MG	AA	1624	1/1	0.94	0.38	56,56,56,56	0
52	MG	DA	3049	1/1	0.94	0.35	35,35,35,35	0
52	MG	AA	1625	1/1	0.94	0.18	73,73,73,73	0
52	MG	DA	3163	1/1	0.94	0.58	68,68,68,68	0
52	MG	BA	3101	1/1	0.94	0.42	39,39,39,39	0
52	MG	DA	3061	1/1	0.94	0.29	57,57,57,57	0
52	MG	BA	3339	1/1	0.95	0.16	41,41,41,41	0
52	MG	CA	1625	1/1	0.95	0.70	74,74,74,74	0
52	MG	DA	3250	1/1	0.95	0.18	75,75,75,75	0
52	MG	BA	3133	1/1	0.95	0.49	35,35,35,35	0
52	MG	BA	3272	1/1	0.95	0.31	51,51,51,51	0
52	MG	BA	3094	1/1	0.95	0.39	52,52,52,52	0
52	MG	BA	3012	1/1	0.95	0.30	22,22,22,22	0
52	MG	BA	3063	1/1	0.95	0.43	48,48,48,48	0
52	MG	BA	3346	1/1	0.95	0.43	80,80,80,80	0
52	MG	BA	3166	1/1	0.95	0.61	39,39,39,39	0
52	MG	DA	3180	1/1	0.95	0.49	52,52,52,52	0
52	MG	DA	3090	1/1	0.95	0.41	76,76,76,76	0
52	MG	BA	3167	1/1	0.95	0.59	52,52,52,52	0
52	MG	DA	3186	1/1	0.95	0.54	63,63,63,63	0
52	MG	BA	3313	1/1	0.95	0.42	54,54,54,54	0

Continued on next page...

Continued from previous page...

Mol	Type	Chain	Res	Atoms	RSCC	RSR	B-factors(\AA^2)	Q<0.9
52	MG	CA	1637	1/1	0.95	0.91	80,80,80,80	0
52	MG	DA	3098	1/1	0.95	0.18	49,49,49,49	0
52	MG	BA	3282	1/1	0.95	0.14	67,67,67,67	0
52	MG	CA	1640	1/1	0.95	0.25	68,68,68,68	0
52	MG	DA	3103	1/1	0.95	0.83	70,70,70,70	0
52	MG	CA	1641	1/1	0.95	0.81	87,87,87,87	0
52	MG	BA	3317	1/1	0.95	0.17	41,41,41,41	0
52	MG	CA	1643	1/1	0.95	0.75	62,62,62,62	0
52	MG	DA	3199	1/1	0.95	0.21	47,47,47,47	0
52	MG	BP	201	1/1	0.95	0.26	13,13,13,13	0
52	MG	BA	3117	1/1	0.95	0.40	39,39,39,39	0
52	MG	BA	3284	1/1	0.95	0.32	71,71,71,71	0
52	MG	BA	3320	1/1	0.95	0.35	54,54,54,54	0
52	MG	DA	3205	1/1	0.95	0.51	54,54,54,54	0
52	MG	DA	3206	1/1	0.95	0.10	48,48,48,48	0
52	MG	D5	101	1/1	0.95	0.44	47,47,47,47	0
52	MG	DA	3285	1/1	0.95	0.55	66,66,66,66	0
52	MG	DA	3286	1/1	0.95	0.50	58,58,58,58	0
52	MG	CA	1601	1/1	0.95	0.23	83,83,83,83	0
52	MG	DA	3209	1/1	0.95	0.56	59,59,59,59	0
52	MG	DA	3118	1/1	0.95	0.16	66,66,66,66	0
52	MG	BA	3321	1/1	0.95	0.50	75,75,75,75	0
52	MG	CA	1603	1/1	0.95	0.52	63,63,63,63	0
52	MG	DA	3004	1/1	0.95	0.25	49,49,49,49	0
52	MG	DA	3123	1/1	0.95	0.13	61,61,61,61	0
52	MG	DA	3297	1/1	0.95	0.36	74,74,74,74	0
52	MG	DA	3125	1/1	0.95	0.63	58,58,58,58	0
52	MG	DA	3301	1/1	0.95	0.28	57,57,57,57	0
52	MG	BA	3172	1/1	0.95	0.20	64,64,64,64	0
52	MG	BA	3324	1/1	0.95	0.42	59,59,59,59	0
52	MG	AA	1606	1/1	0.95	0.74	73,73,73,73	0
52	MG	DA	3015	1/1	0.95	0.36	23,23,23,23	0
52	MG	DA	3140	1/1	0.95	0.21	49,49,49,49	0
52	MG	DA	3142	1/1	0.95	0.45	41,41,41,41	0
52	MG	BA	3120	1/1	0.95	0.46	52,52,52,52	0
52	MG	CA	1608	1/1	0.95	0.25	51,51,51,51	0
52	MG	BA	3327	1/1	0.95	0.29	47,47,47,47	0
52	MG	BA	3209	1/1	0.95	0.56	56,56,56,56	0
52	MG	DA	3025	1/1	0.95	0.57	50,50,50,50	0
52	MG	DD	301	1/1	0.95	0.13	35,35,35,35	0
52	MG	BA	3290	1/1	0.95	0.33	47,47,47,47	0
52	MG	BA	3122	1/1	0.95	0.30	40,40,40,40	0

Continued on next page...

Continued from previous page...

Mol	Type	Chain	Res	Atoms	RSCC	RSR	B-factors(\AA^2)	Q<0.9
52	MG	AA	1615	1/1	0.95	0.51	76,76,76,76	0
52	MG	BA	3126	1/1	0.95	0.54	50,50,50,50	0
52	MG	DU	201	1/1	0.95	0.26	60,60,60,60	0
52	MG	BA	3184	1/1	0.95	0.45	50,50,50,50	0
52	MG	DA	3054	1/1	0.95	0.30	36,36,36,36	0
52	MG	BA	3186	1/1	0.95	0.49	66,66,66,66	0
52	MG	BA	3104	1/1	0.95	0.42	37,37,37,37	0
52	MG	AA	1620	1/1	0.95	0.42	73,73,73,73	0
52	MG	BA	3262	1/1	0.95	0.14	75,75,75,75	0
52	MG	BA	3263	1/1	0.95	0.58	62,62,62,62	0
52	MG	CA	1627	1/1	0.96	0.09	66,66,66,66	0
52	MG	BA	3176	1/1	0.96	0.51	48,48,48,48	0
52	MG	BA	3065	1/1	0.96	0.31	32,32,32,32	0
52	MG	AA	1630	1/1	0.96	0.54	59,59,59,59	0
52	MG	CA	1631	1/1	0.96	0.86	70,70,70,70	0
52	MG	BA	3250	1/1	0.96	0.29	54,54,54,54	0
52	MG	BA	3251	1/1	0.96	0.16	35,35,35,35	0
52	MG	DA	3114	1/1	0.96	0.35	65,65,65,65	0
52	MG	BA	3181	1/1	0.96	0.39	51,51,51,51	0
52	MG	BA	3119	1/1	0.96	0.24	52,52,52,52	0
52	MG	BA	3256	1/1	0.96	0.37	63,63,63,63	0
52	MG	AA	1610	1/1	0.96	0.62	65,65,65,65	0
52	MG	DA	3237	1/1	0.96	0.17	53,53,53,53	0
52	MG	BA	3121	1/1	0.96	0.40	57,57,57,57	0
52	MG	DA	3239	1/1	0.96	0.22	59,59,59,59	0
52	MG	AA	1642	1/1	0.96	0.32	51,51,51,51	0
52	MG	DA	3122	1/1	0.96	0.23	61,61,61,61	0
52	MG	BA	3124	1/1	0.96	0.16	42,42,42,42	0
52	MG	BA	3269	1/1	0.96	0.14	55,55,55,55	0
52	MG	BA	3270	1/1	0.96	0.23	50,50,50,50	0
52	MG	BA	3073	1/1	0.96	0.33	53,53,53,53	0
52	MG	CA	1645	1/1	0.96	0.46	97,97,97,97	0
52	MG	DA	3135	1/1	0.96	0.22	71,71,71,71	0
52	MG	BA	3273	1/1	0.96	0.51	58,58,58,58	0
52	MG	AA	1649	1/1	0.96	0.47	86,86,86,86	0
52	MG	DA	3251	1/1	0.96	0.40	63,63,63,63	0
52	MG	BA	3275	1/1	0.96	0.23	47,47,47,47	0
52	MG	AA	1643	1/1	0.96	0.10	78,78,78,78	0
52	MG	DA	3144	1/1	0.96	0.39	47,47,47,47	0
52	MG	BA	3015	1/1	0.96	0.33	48,48,48,48	0
52	MG	BA	3131	1/1	0.96	0.21	45,45,45,45	0
52	MG	BA	3132	1/1	0.96	0.22	55,55,55,55	0

Continued on next page...

Continued from previous page...

Mol	Type	Chain	Res	Atoms	RSCC	RSR	B-factors(\AA^2)	Q<0.9
52	MG	DA	3002	1/1	0.96	0.40	38,38,38,38	0
52	MG	DA	3003	1/1	0.96	0.70	56,56,56,56	0
52	MG	BA	3281	1/1	0.96	0.35	46,46,46,46	0
52	MG	BA	3084	1/1	0.96	0.09	14,14,14,14	0
52	MG	BA	3347	1/1	0.96	0.26	66,66,66,66	0
52	MG	DA	3154	1/1	0.96	0.69	62,62,62,62	0
52	MG	BA	3198	1/1	0.96	0.48	44,44,44,44	0
52	MG	BA	3085	1/1	0.96	0.22	40,40,40,40	0
52	MG	BA	3086	1/1	0.96	0.19	18,18,18,18	0
52	MG	DA	3160	1/1	0.96	0.29	59,59,59,59	0
52	MG	BB	204	1/1	0.96	0.54	56,56,56,56	0
52	MG	BB	205	1/1	0.96	0.26	78,78,78,78	0
52	MG	DA	3022	1/1	0.96	0.39	47,47,47,47	0
52	MG	BA	3019	1/1	0.96	0.42	24,24,24,24	0
52	MG	BA	3207	1/1	0.96	0.19	23,23,23,23	0
52	MG	DA	3276	1/1	0.96	0.13	70,70,70,70	0
52	MG	DA	3166	1/1	0.96	0.40	46,46,46,46	0
52	MG	AA	1603	1/1	0.96	0.38	62,62,62,62	0
52	MG	BA	3089	1/1	0.96	0.44	26,26,26,26	0
52	MG	BA	3092	1/1	0.96	0.65	52,52,52,52	0
52	MG	DA	3040	1/1	0.96	0.24	43,43,43,43	0
52	MG	DA	3173	1/1	0.96	0.41	65,65,65,65	0
52	MG	BA	3215	1/1	0.96	0.42	36,36,36,36	0
52	MG	DA	3044	1/1	0.96	0.41	46,46,46,46	0
52	MG	DA	3045	1/1	0.96	0.48	39,39,39,39	0
52	MG	DA	3046	1/1	0.96	0.34	28,28,28,28	0
52	MG	DA	3047	1/1	0.96	0.51	45,45,45,45	0
52	MG	BA	3217	1/1	0.96	0.43	50,50,50,50	0
52	MG	DA	3053	1/1	0.96	0.60	51,51,51,51	0
52	MG	BA	3147	1/1	0.96	0.13	12,12,12,12	0
52	MG	BA	3026	1/1	0.96	0.15	49,49,49,49	0
52	MG	B0	101	1/1	0.96	0.16	34,34,34,34	0
52	MG	DA	3190	1/1	0.96	0.39	63,63,63,63	0
52	MG	BA	3299	1/1	0.96	0.46	58,58,58,58	0
52	MG	DA	3062	1/1	0.96	0.60	65,65,65,65	0
52	MG	DA	3064	1/1	0.96	0.36	68,68,68,68	0
52	MG	BA	3036	1/1	0.96	0.21	0,0,0,0	0
52	MG	BA	3039	1/1	0.96	0.74	60,60,60,60	0
52	MG	B5	101	1/1	0.96	0.23	27,27,27,27	0
52	MG	BA	3041	1/1	0.96	0.33	29,29,29,29	0
52	MG	DA	3074	1/1	0.96	0.23	53,53,53,53	0
52	MG	BA	3158	1/1	0.96	0.41	49,49,49,49	0

Continued on next page...

Continued from previous page...

Mol	Type	Chain	Res	Atoms	RSCC	RSR	B-factors(\AA^2)	Q<0.9
52	MG	DA	3080	1/1	0.96	0.46	40,40,40,40	0
52	MG	BA	3105	1/1	0.96	0.48	46,46,46,46	0
52	MG	BA	3231	1/1	0.96	0.65	52,52,52,52	0
52	MG	DA	3204	1/1	0.96	0.45	45,45,45,45	0
52	MG	CA	1613	1/1	0.96	0.20	80,80,80,80	0
52	MG	BA	3108	1/1	0.96	0.39	56,56,56,56	0
52	MG	BA	3310	1/1	0.96	0.19	47,47,47,47	0
52	MG	DP	201	1/1	0.96	0.18	50,50,50,50	0
52	MG	BA	3042	1/1	0.96	0.27	15,15,15,15	0
52	MG	BA	3164	1/1	0.96	0.27	47,47,47,47	0
52	MG	BA	3165	1/1	0.96	0.56	50,50,50,50	0
52	MG	DA	3093	1/1	0.96	0.31	64,64,64,64	0
52	MG	BA	3314	1/1	0.96	0.27	56,56,56,56	0
52	MG	B7	101	1/1	0.96	0.12	37,37,37,37	0
52	MG	BA	3113	1/1	0.96	0.35	26,26,26,26	0
52	MG	AA	1634	1/1	0.96	0.33	58,58,58,58	0
52	MG	BA	3115	1/1	0.96	0.24	49,49,49,49	0
52	MG	BA	3064	1/1	0.96	0.23	28,28,28,28	0
52	MG	AA	1631	1/1	0.97	0.11	60,60,60,60	0
52	MG	CA	1648	1/1	0.97	0.16	79,79,79,79	0
52	MG	BA	3103	1/1	0.97	0.21	42,42,42,42	0
52	MG	DA	3221	1/1	0.97	0.44	53,53,53,53	0
52	MG	BA	3020	1/1	0.97	0.44	38,38,38,38	0
52	MG	BA	3211	1/1	0.97	0.16	39,39,39,39	0
52	MG	AA	1623	1/1	0.97	0.42	54,54,54,54	0
52	MG	BA	3286	1/1	0.97	0.06	45,45,45,45	0
52	MG	BA	3107	1/1	0.97	0.10	34,34,34,34	0
52	MG	BA	3216	1/1	0.97	0.41	43,43,43,43	0
52	MG	BB	202	1/1	0.97	0.27	30,30,30,30	0
52	MG	BA	3154	1/1	0.97	0.25	32,32,32,32	0
52	MG	BA	3155	1/1	0.97	0.41	41,41,41,41	0
52	MG	DA	3124	1/1	0.97	0.32	83,83,83,83	0
52	MG	DA	3012	1/1	0.97	0.35	23,23,23,23	0
52	MG	DA	3234	1/1	0.97	0.63	60,60,60,60	0
52	MG	BA	3292	1/1	0.97	0.79	60,60,60,60	0
52	MG	DA	3128	1/1	0.97	0.65	51,51,51,51	0
52	MG	BA	3025	1/1	0.97	0.33	54,54,54,54	0
52	MG	DA	3130	1/1	0.97	0.33	43,43,43,43	0
52	MG	DA	3131	1/1	0.97	0.59	47,47,47,47	0
52	MG	DA	3132	1/1	0.97	0.42	43,43,43,43	0
52	MG	BA	3109	1/1	0.97	0.42	34,34,34,34	0
52	MG	DA	3134	1/1	0.97	0.55	47,47,47,47	0

Continued on next page...

Continued from previous page...

Mol	Type	Chain	Res	Atoms	RSCC	RSR	B-factors(Å ²)	Q<0.9
52	MG	BA	3110	1/1	0.97	0.45	45,45,45,45	0
52	MG	DA	3019	1/1	0.97	0.34	42,42,42,42	0
52	MG	DA	3139	1/1	0.97	0.38	68,68,68,68	0
52	MG	BP	203	1/1	0.97	0.11	0,0,0,0	0
52	MG	BA	3067	1/1	0.97	0.58	37,37,37,37	0
52	MG	BA	3160	1/1	0.97	0.36	39,39,39,39	0
52	MG	BA	3161	1/1	0.97	0.35	42,42,42,42	0
52	MG	DA	3027	1/1	0.97	0.41	61,61,61,61	0
52	MG	DA	3028	1/1	0.97	0.25	39,39,39,39	0
52	MG	AA	1616	1/1	0.97	0.19	77,77,77,77	0
52	MG	DA	3031	1/1	0.97	0.34	47,47,47,47	0
52	MG	DA	3035	1/1	0.97	0.80	54,54,54,54	0
52	MG	BA	3300	1/1	0.97	0.50	59,59,59,59	0
52	MG	BA	3301	1/1	0.97	0.16	57,57,57,57	0
52	MG	BA	3070	1/1	0.97	0.35	35,35,35,35	0
52	MG	AA	1621	1/1	0.97	0.37	46,46,46,46	0
52	MG	BA	3028	1/1	0.97	0.35	28,28,28,28	0
52	MG	DA	3156	1/1	0.97	0.41	44,44,44,44	0
52	MG	BA	3234	1/1	0.97	0.42	45,45,45,45	0
52	MG	BA	3031	1/1	0.97	0.33	77,77,77,77	0
52	MG	DA	3159	1/1	0.97	0.47	61,61,61,61	0
52	MG	BA	3076	1/1	0.97	0.28	43,43,43,43	0
52	MG	DA	3048	1/1	0.97	0.25	40,40,40,40	0
52	MG	BA	3077	1/1	0.97	0.41	28,28,28,28	0
52	MG	DA	3051	1/1	0.97	0.38	26,26,26,26	0
52	MG	DA	3271	1/1	0.97	0.16	46,46,46,46	0
52	MG	DA	3052	1/1	0.97	0.39	63,63,63,63	0
52	MG	BA	3171	1/1	0.97	0.33	62,62,62,62	0
52	MG	BA	3078	1/1	0.97	0.22	34,34,34,34	0
52	MG	DA	3056	1/1	0.97	0.32	60,60,60,60	0
52	MG	DA	3057	1/1	0.97	0.48	40,40,40,40	0
52	MG	DA	3169	1/1	0.97	0.79	51,51,51,51	0
52	MG	BA	3173	1/1	0.97	0.37	24,24,24,24	0
52	MG	BA	3080	1/1	0.97	0.52	34,34,34,34	0
52	MG	BA	3175	1/1	0.97	0.08	49,49,49,49	0
52	MG	BA	3034	1/1	0.97	0.34	62,62,62,62	0
52	MG	BA	3008	1/1	0.97	0.49	34,34,34,34	0
52	MG	DA	3065	1/1	0.97	0.23	49,49,49,49	0
52	MG	DA	3178	1/1	0.97	0.41	65,65,65,65	0
52	MG	BA	3316	1/1	0.97	0.16	56,56,56,56	0
52	MG	DA	3068	1/1	0.97	0.41	49,49,49,49	0
52	MG	BA	3248	1/1	0.97	0.16	47,47,47,47	0

Continued on next page...

Continued from previous page...

Mol	Type	Chain	Res	Atoms	RSCC	RSR	B-factors(\AA^2)	Q<0.9
52	MG	BA	3179	1/1	0.97	0.18	59,59,59,59	0
52	MG	DA	3185	1/1	0.97	0.38	61,61,61,61	0
52	MG	BA	3123	1/1	0.97	0.45	22,22,22,22	0
52	MG	BA	3038	1/1	0.97	0.47	25,25,25,25	0
52	MG	DA	3078	1/1	0.97	0.65	46,46,46,46	0
52	MG	AA	1617	1/1	0.97	0.40	64,64,64,64	0
52	MG	DA	3299	1/1	0.97	0.30	66,66,66,66	0
52	MG	BA	3254	1/1	0.97	0.21	53,53,53,53	0
52	MG	DA	3081	1/1	0.97	0.40	43,43,43,43	0
52	MG	DA	3193	1/1	0.97	0.49	50,50,50,50	0
52	MG	B5	102	1/1	0.97	0.42	56,56,56,56	0
52	MG	BA	3014	1/1	0.97	0.41	32,32,32,32	0
52	MG	BA	3258	1/1	0.97	0.33	61,61,61,61	0
52	MG	AA	1636	1/1	0.97	0.18	63,63,63,63	0
52	MG	BA	3046	1/1	0.97	0.25	37,37,37,37	0
52	MG	BA	3090	1/1	0.97	0.16	38,38,38,38	0
52	MG	DA	3088	1/1	0.97	0.52	34,34,34,34	0
52	MG	BA	3264	1/1	0.97	0.22	35,35,35,35	0
52	MG	BA	3018	1/1	0.97	0.20	26,26,26,26	0
52	MG	BA	3093	1/1	0.97	0.59	43,43,43,43	0
52	MG	BA	3052	1/1	0.97	0.29	15,15,15,15	0
52	MG	BA	3058	1/1	0.97	0.39	39,39,39,39	0
52	MG	CA	1639	1/1	0.97	0.20	64,64,64,64	0
52	MG	BA	3060	1/1	0.97	0.38	40,40,40,40	0
52	MG	DA	3101	1/1	0.97	0.35	43,43,43,43	0
52	MG	BA	3141	1/1	0.97	0.43	27,27,27,27	0
52	MG	BA	3142	1/1	0.97	0.62	39,39,39,39	0
52	MG	BA	3098	1/1	0.97	0.27	46,46,46,46	0
52	MG	DA	3212	1/1	0.97	0.10	68,68,68,68	0
52	MG	BA	3062	1/1	0.97	0.39	44,44,44,44	0
52	MG	DA	3215	1/1	0.97	0.42	59,59,59,59	0
52	MG	BA	3204	1/1	0.97	0.26	46,46,46,46	0
52	MG	BA	3146	1/1	0.97	0.52	42,42,42,42	0
52	MG	BA	3059	1/1	0.98	0.30	39,39,39,39	0
52	MG	BA	3252	1/1	0.98	0.31	50,50,50,50	0
52	MG	DA	3026	1/1	0.98	0.28	43,43,43,43	0
52	MG	BA	3199	1/1	0.98	0.57	49,49,49,49	0
52	MG	BA	3016	1/1	0.98	0.26	21,21,21,21	0
52	MG	BA	3017	1/1	0.98	0.35	32,32,32,32	0
52	MG	DA	3030	1/1	0.98	0.40	42,42,42,42	0
52	MG	DA	3127	1/1	0.98	0.42	35,35,35,35	0
52	MG	BA	3035	1/1	0.98	0.26	21,21,21,21	0

Continued on next page...

Continued from previous page...

Mol	Type	Chain	Res	Atoms	RSCC	RSR	B-factors(\AA^2)	Q<0.9
52	MG	DA	3032	1/1	0.98	0.40	69,69,69,69	0
52	MG	DA	3034	1/1	0.98	0.49	39,39,39,39	0
52	MG	BA	3257	1/1	0.98	0.33	48,48,48,48	0
52	MG	DA	3036	1/1	0.98	0.48	39,39,39,39	0
52	MG	DA	3232	1/1	0.98	0.29	72,72,72,72	0
52	MG	AA	1605	1/1	0.98	0.27	75,75,75,75	0
52	MG	BA	3037	1/1	0.98	0.32	14,14,14,14	0
52	MG	BA	3260	1/1	0.98	0.42	42,42,42,42	0
52	MG	DA	3236	1/1	0.98	0.42	67,67,67,67	0
52	MG	DA	3136	1/1	0.98	0.51	59,59,59,59	0
52	MG	DA	3137	1/1	0.98	0.41	38,38,38,38	0
52	MG	BA	3261	1/1	0.98	0.34	38,38,38,38	0
52	MG	DA	3240	1/1	0.98	0.46	89,89,89,89	0
52	MG	DA	3042	1/1	0.98	0.38	47,47,47,47	0
52	MG	DA	3043	1/1	0.98	0.40	35,35,35,35	0
52	MG	DA	3141	1/1	0.98	0.49	61,61,61,61	0
52	MG	BA	3002	1/1	0.98	0.24	20,20,20,20	0
52	MG	BA	3127	1/1	0.98	0.14	50,50,50,50	0
52	MG	BA	3210	1/1	0.98	0.31	37,37,37,37	0
52	MG	BA	3265	1/1	0.98	0.36	63,63,63,63	0
52	MG	CA	1621	1/1	0.98	0.18	68,68,68,68	0
52	MG	BA	3266	1/1	0.98	0.38	35,35,35,35	0
52	MG	DA	3148	1/1	0.98	0.35	48,48,48,48	0
52	MG	DA	3050	1/1	0.98	0.34	42,42,42,42	0
52	MG	BA	3267	1/1	0.98	0.35	38,38,38,38	0
52	MG	DA	3253	1/1	0.98	0.40	50,50,50,50	0
52	MG	AA	1602	1/1	0.98	0.47	37,37,37,37	0
52	MG	BA	3213	1/1	0.98	0.56	32,32,32,32	0
52	MG	BA	3099	1/1	0.98	0.25	26,26,26,26	0
52	MG	BA	3271	1/1	0.98	0.30	46,46,46,46	0
52	MG	BA	3130	1/1	0.98	0.24	26,26,26,26	0
52	MG	BA	3169	1/1	0.98	0.37	46,46,46,46	0
52	MG	BA	3100	1/1	0.98	0.27	21,21,21,21	0
52	MG	BA	3218	1/1	0.98	0.49	33,33,33,33	0
52	MG	BA	3011	1/1	0.98	0.31	7,7,7,7	0
52	MG	DA	3063	1/1	0.98	0.24	47,47,47,47	0
52	MG	BA	3069	1/1	0.98	0.27	18,18,18,18	0
52	MG	BA	3222	1/1	0.98	0.24	23,23,23,23	0
52	MG	DA	3066	1/1	0.98	0.51	60,60,60,60	0
52	MG	BA	3023	1/1	0.98	0.35	34,34,34,34	0
52	MG	BA	3004	1/1	0.98	0.23	23,23,23,23	0
52	MG	BA	3043	1/1	0.98	0.15	36,36,36,36	0

Continued on next page...

Continued from previous page...

Mol	Type	Chain	Res	Atoms	RSCC	RSR	B-factors(\AA^2)	Q<0.9
52	MG	BA	3139	1/1	0.98	0.28	24,24,24,24	0
52	MG	DA	3071	1/1	0.98	0.36	40,40,40,40	0
52	MG	BA	3106	1/1	0.98	0.16	12,12,12,12	0
52	MG	DA	3073	1/1	0.98	0.23	42,42,42,42	0
52	MG	BA	3342	1/1	0.98	0.21	49,49,49,49	0
52	MG	DA	3172	1/1	0.98	0.56	64,64,64,64	0
52	MG	DA	3075	1/1	0.98	0.54	55,55,55,55	0
52	MG	BA	3044	1/1	0.98	0.38	26,26,26,26	0
52	MG	BA	3075	1/1	0.98	0.19	26,26,26,26	0
52	MG	DA	3176	1/1	0.98	0.20	78,78,78,78	0
52	MG	BA	3143	1/1	0.98	0.38	30,30,30,30	0
52	MG	BA	3045	1/1	0.98	0.34	26,26,26,26	0
52	MG	DA	3283	1/1	0.98	0.45	72,72,72,72	0
52	MG	BA	3233	1/1	0.98	0.13	63,63,63,63	0
52	MG	BA	3013	1/1	0.98	0.35	21,21,21,21	0
52	MG	DA	3181	1/1	0.98	0.34	50,50,50,50	0
52	MG	BA	3048	1/1	0.98	0.48	30,30,30,30	0
52	MG	BA	3185	1/1	0.98	0.30	14,14,14,14	0
52	MG	DA	3184	1/1	0.98	0.41	63,63,63,63	0
52	MG	BA	3005	1/1	0.98	0.39	47,47,47,47	0
52	MG	D1	101	1/1	0.98	0.25	50,50,50,50	0
52	MG	DA	3293	1/1	0.98	0.14	53,53,53,53	0
52	MG	DA	3187	1/1	0.98	0.20	52,52,52,52	0
52	MG	BB	203	1/1	0.98	0.35	41,41,41,41	0
52	MG	DA	3296	1/1	0.98	0.08	60,60,60,60	0
52	MG	DA	3089	1/1	0.98	0.60	47,47,47,47	0
52	MG	BA	3050	1/1	0.98	0.28	38,38,38,38	0
52	MG	B1	101	1/1	0.98	0.25	39,39,39,39	0
52	MG	DA	3300	1/1	0.98	0.05	75,75,75,75	0
52	MG	BA	3150	1/1	0.98	0.44	50,50,50,50	0
52	MG	BE	301	1/1	0.98	0.46	29,29,29,29	0
52	MG	DA	3095	1/1	0.98	0.52	53,53,53,53	0
52	MG	BA	3053	1/1	0.98	0.38	15,15,15,15	0
52	MG	DA	3097	1/1	0.98	0.33	44,44,44,44	0
52	MG	BA	3242	1/1	0.98	0.20	48,48,48,48	0
52	MG	BA	3054	1/1	0.98	0.19	68,68,68,68	0
52	MG	DA	3006	1/1	0.98	0.44	39,39,39,39	0
52	MG	DA	3007	1/1	0.98	0.37	39,39,39,39	0
52	MG	DA	3008	1/1	0.98	0.39	52,52,52,52	0
52	MG	DA	3104	1/1	0.98	0.58	48,48,48,48	0
52	MG	BA	3244	1/1	0.98	0.34	40,40,40,40	0
52	MG	BQ	201	1/1	0.98	0.17	32,32,32,32	0

Continued on next page...

Continued from previous page...

Mol	Type	Chain	Res	Atoms	RSCC	RSR	B-factors(\AA^2)	Q<0.9
52	MG	DA	3107	1/1	0.98	0.44	38,38,38,38	0
52	MG	BA	3193	1/1	0.98	0.28	28,28,28,28	0
52	MG	BU	201	1/1	0.98	0.33	26,26,26,26	0
52	MG	BA	3194	1/1	0.98	0.50	44,44,44,44	0
52	MG	DA	3111	1/1	0.98	0.49	71,71,71,71	0
52	MG	BA	3247	1/1	0.98	0.06	40,40,40,40	0
52	MG	DA	3018	1/1	0.98	0.55	32,32,32,32	0
52	MG	BA	3056	1/1	0.98	0.17	20,20,20,20	0
52	MG	BA	3057	1/1	0.98	0.36	44,44,44,44	0
52	MG	DA	3116	1/1	0.98	0.58	41,41,41,41	0
52	MG	DA	3021	1/1	0.98	0.38	47,47,47,47	0
52	MG	BA	3030	1/1	0.98	0.25	17,17,17,17	0
52	MG	DA	3023	1/1	0.98	0.24	47,47,47,47	0
52	MG	BA	3203	1/1	0.99	0.39	35,35,35,35	0
52	MG	BA	3024	1/1	0.99	0.20	2,2,2,2	0
52	MG	BA	3051	1/1	0.99	0.31	14,14,14,14	0
52	MG	BA	3206	1/1	0.99	0.51	29,29,29,29	0
52	MG	BA	3083	1/1	0.99	0.21	5,5,5,5	0
52	MG	BA	3061	1/1	0.99	0.15	23,23,23,23	0
52	MG	DA	3287	1/1	0.99	0.17	51,51,51,51	0
52	MG	CA	1616	1/1	0.99	0.52	73,73,73,73	0
52	MG	BA	3291	1/1	0.99	0.60	54,54,54,54	0
52	MG	BA	3072	1/1	0.99	0.30	24,24,24,24	0
52	MG	DA	3033	1/1	0.99	0.41	44,44,44,44	0
52	MG	BA	3322	1/1	0.99	0.22	20,20,20,20	0
52	MG	BA	3032	1/1	0.99	0.32	15,15,15,15	0
52	MG	BA	3187	1/1	0.99	0.50	42,42,42,42	0
52	MG	DA	3076	1/1	0.99	0.33	55,55,55,55	0
52	MG	DA	3077	1/1	0.99	0.69	49,49,49,49	0
52	MG	BA	3212	1/1	0.99	0.45	30,30,30,30	0
52	MG	BA	3033	1/1	0.99	0.17	20,20,20,20	0
52	MG	DA	3039	1/1	0.99	0.33	43,43,43,43	0
52	MG	BA	3168	1/1	0.99	0.09	43,43,43,43	0
52	MG	BA	3010	1/1	0.99	0.43	38,38,38,38	0
52	MG	BA	3134	1/1	0.99	0.17	46,46,46,46	0
52	MG	DA	3213	1/1	0.99	0.46	36,36,36,36	0
52	MG	BA	3135	1/1	0.99	0.29	8,8,8,8	0
52	MG	BA	3153	1/1	0.99	0.48	25,25,25,25	0
52	MG	BA	3055	1/1	0.99	0.28	19,19,19,19	0
52	MG	DA	3009	1/1	0.99	0.49	54,54,54,54	0
52	MG	DA	3010	1/1	0.99	0.39	31,31,31,31	0
52	MG	BR	201	1/1	0.99	0.34	20,20,20,20	0

Continued on next page...

Continued from previous page...

Mol	Type	Chain	Res	Atoms	RSCC	RSR	B-factors(\AA^2)	Q<0.9
52	MG	BA	3220	1/1	0.99	0.46	27,27,27,27	0
52	MG	DA	3091	1/1	0.99	0.53	41,41,41,41	0
52	MG	BA	3047	1/1	0.99	0.45	21,21,21,21	0
52	MG	DA	3014	1/1	0.99	0.40	68,68,68,68	0
52	MG	BA	3276	1/1	0.99	0.44	55,55,55,55	0
52	MG	BA	3091	1/1	0.99	0.30	9,9,9,9	0
52	MG	BA	3029	1/1	0.99	0.23	26,26,26,26	0
52	MG	DA	3055	1/1	0.99	0.37	42,42,42,42	0
52	MG	BA	3177	1/1	0.99	0.42	52,52,52,52	0
52	MG	DA	3099	1/1	0.99	0.58	46,46,46,46	0
52	MG	DA	3274	1/1	0.99	0.27	63,63,63,63	0
53	ZN	AD	301	1/1	0.99	0.31	108,108,108,108	0
52	MG	BA	3225	1/1	0.99	0.29	33,33,33,33	0
53	ZN	CD	301	1/1	0.99	0.26	93,93,93,93	0
52	MG	BA	3079	1/1	0.99	0.35	0,0,0,0	0
52	MG	BA	3021	1/1	0.99	0.31	16,16,16,16	0
52	MG	DA	3060	1/1	0.99	0.10	34,34,34,34	0
52	MG	BA	3201	1/1	0.99	0.34	29,29,29,29	0
52	MG	BA	3095	1/1	0.99	0.51	38,38,38,38	0

6.5 Other polymers [i](#)

There are no such residues in this entry.