



wwPDB X-ray Structure Validation Summary Report ⓘ

Oct 10, 2023 – 02:50 AM EDT

PDB ID : 4V83
Title : Crystal structure of a complex containing domain 3 from the PSIV IGR IRES RNA bound to the 70S ribosome.
Authors : Zhu, J.; Korostelev, A.; Costantino, D.; Noller, H.F.; Kieft, J.S.
Deposited on : 2010-12-13
Resolution : 3.50 Å(reported)

This is a wwPDB X-ray Structure Validation Summary Report for a publicly released PDB entry.

We welcome your comments at validation@mail.wwpdb.org

A user guide is available at

<https://www.wwpdb.org/validation/2017/XrayValidationReportHelp>

with specific help available everywhere you see the ⓘ symbol.

The types of validation reports are described at

<http://www.wwpdb.org/validation/2017/FAQs#types>.

The following versions of software and data (see [references ⓘ](#)) were used in the production of this report:

MolProbity : 4.02b-467
Xtriage (Phenix) : 1.13
EDS : 2.35.1
Percentile statistics : 20191225.v01 (using entries in the PDB archive December 25th 2019)
Refmac : 5.8.0158
CCP4 : 7.0.044 (Gargrove)
Ideal geometry (proteins) : Engh & Huber (2001)
Ideal geometry (DNA, RNA) : Parkinson et al. (1996)
Validation Pipeline (wwPDB-VP) : 2.35.1

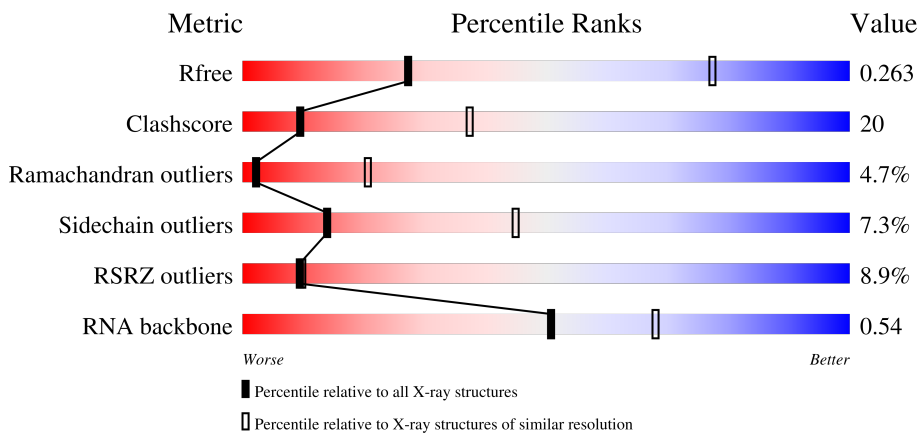
1 Overall quality at a glance i

The following experimental techniques were used to determine the structure:

X-RAY DIFFRACTION

The reported resolution of this entry is 3.50 Å.

Percentile scores (ranging between 0-100) for global validation metrics of the entry are shown in the following graphic. The table shows the number of entries on which the scores are based.






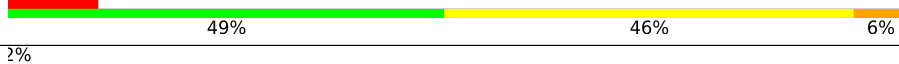



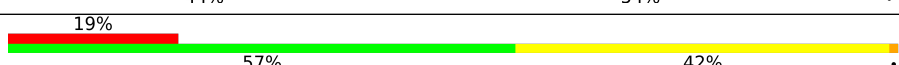
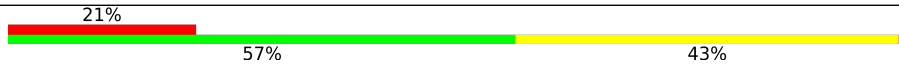

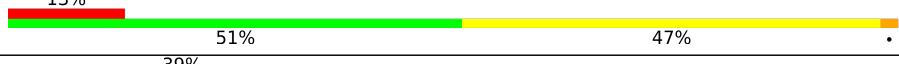




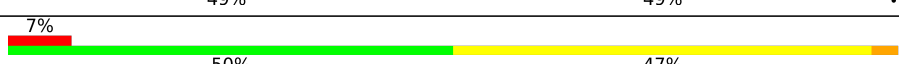
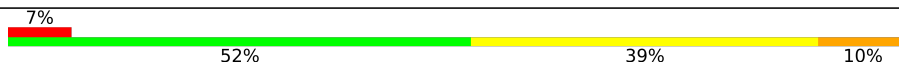
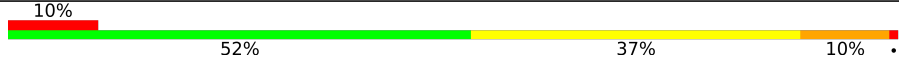







Metric	Whole archive (#Entries)	Similar resolution (#Entries, resolution range(Å))
R_{free}	130704	1659 (3.60-3.40)
Clashscore	141614	1036 (3.58-3.42)
Ramachandran outliers	138981	1005 (3.58-3.42)
Sidechain outliers	138945	1006 (3.58-3.42)
RSRZ outliers	127900	1559 (3.60-3.40)
RNA backbone	3102	1002 (4.00-3.00)

The table below summarises the geometric issues observed across the polymeric chains and their fit to the electron density. The red, orange, yellow and green segments of the lower bar indicate the fraction of residues that contain outliers for ≥ 3 , 2, 1 and 0 types of geometric quality criteria respectively. A grey segment represents the fraction of residues that are not modelled. The numeric value for each fraction is indicated below the corresponding segment, with a dot representing fractions $\leq 5\%$. The upper red bar (where present) indicates the fraction of residues that have poor fit to the electron density. The numeric value is given above the bar.

Mol	Chain	Length	Quality of chain
1	AA	1506	<div style="display: flex; align-items: center;"> <div style="width: 4%; height: 10px; background-color: red; margin-right: 5px;"></div> <div style="width: 47%; height: 10px; background-color: green; margin-right: 5px;"></div> <div style="width: 44%; height: 10px; background-color: yellow; margin-right: 5px;"></div> <div style="width: 7%; height: 10px; background-color: orange; margin-right: 5px;"></div> <div style="width: 7%; height: 10px; background-color: red;"></div> </div> <p style="text-align: center;">4% 47% 44% 7% .</p>
1	CA	1506	<div style="display: flex; align-items: center;"> <div style="width: 7%; height: 10px; background-color: red; margin-right: 5px;"></div> <div style="width: 47%; height: 10px; background-color: green; margin-right: 5px;"></div> <div style="width: 44%; height: 10px; background-color: yellow; margin-right: 5px;"></div> <div style="width: 7%; height: 10px; background-color: orange; margin-right: 5px;"></div> <div style="width: 7%; height: 10px; background-color: red;"></div> </div> <p style="text-align: center;">7% 47% 44% 7% .</p>
2	AB	234	<div style="display: flex; align-items: center;"> <div style="width: 34%; height: 10px; background-color: red; margin-right: 5px;"></div> <div style="width: 50%; height: 10px; background-color: green; margin-right: 5px;"></div> <div style="width: 45%; height: 10px; background-color: yellow; margin-right: 5px;"></div> <div style="width: 5%; height: 10px; background-color: orange;"></div> </div> <p style="text-align: center;">34% 50% 45% 5%</p>
2	CB	234	<div style="display: flex; align-items: center;"> <div style="width: 31%; height: 10px; background-color: red; margin-right: 5px;"></div> <div style="width: 51%; height: 10px; background-color: green; margin-right: 5px;"></div> <div style="width: 44%; height: 10px; background-color: yellow; margin-right: 5px;"></div> <div style="width: 5%; height: 10px; background-color: orange;"></div> </div> <p style="text-align: center;">31% 51% 44% .</p>

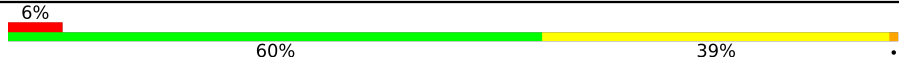
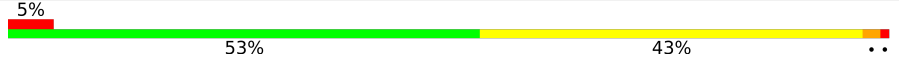

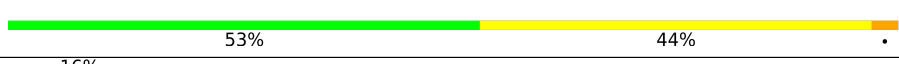
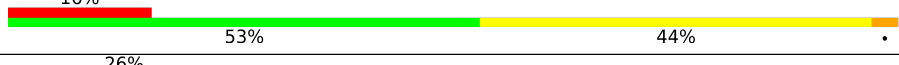
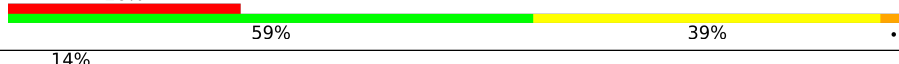
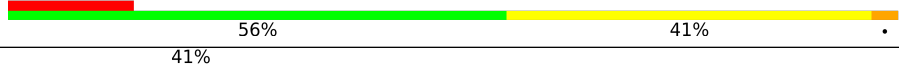
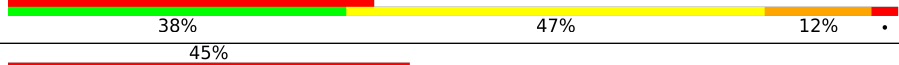
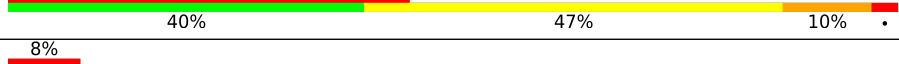




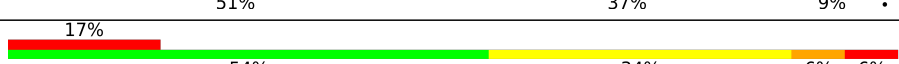



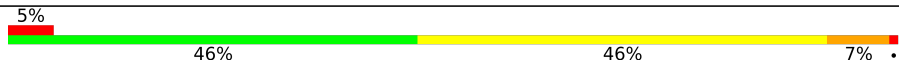







Continued on next page...

Continued from previous page...

Mol	Chain	Length	Quality of chain
3	AC	206	
3	CC	206	
4	AD	208	
4	CD	208	
5	AE	151	
5	CE	151	
6	AF	101	
6	CF	101	
7	AG	155	
7	CG	155	
8	AH	138	
8	CH	138	
9	AI	127	
9	CI	127	
10	AJ	98	
10	CJ	98	
11	AK	119	
11	CK	119	
12	AL	124	
12	CL	124	
13	AM	116	
13	CM	116	
14	AN	60	
14	CN	60	
15	AO	88	



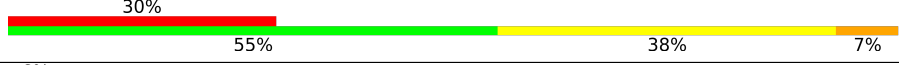
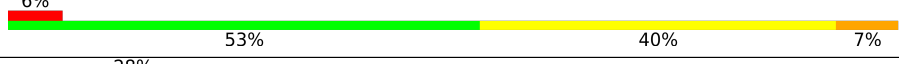

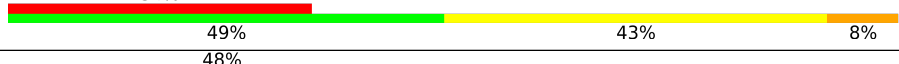


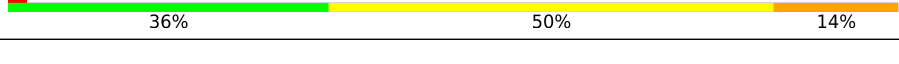






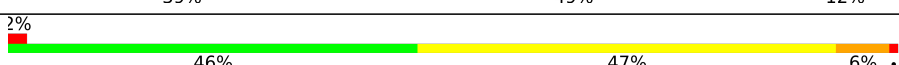

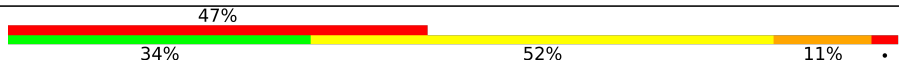



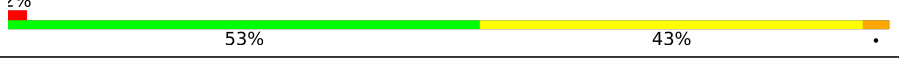
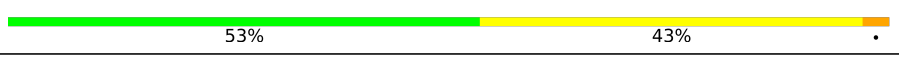


Continued on next page...

Continued from previous page...

Mol	Chain	Length	Quality of chain
15	CO	88	
16	AP	83	
16	CP	83	
17	AQ	99	
17	CQ	99	
18	AR	70	
18	CR	70	
19	AS	78	
19	CS	78	
20	AT	99	
20	CT	99	
21	AU	24	
21	CU	24	
22	AV	35	
22	CV	35	
23	BA	2879	
23	DA	2879	
24	BB	119	
24	DB	119	
25	BC	271	
25	DC	271	
26	BD	204	
26	DD	204	
27	BE	202	
27	DE	202	

















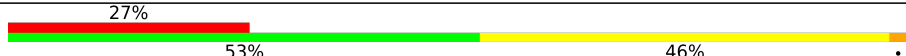


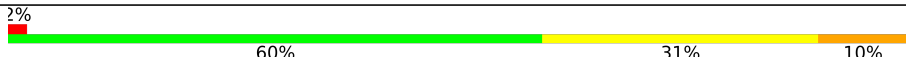
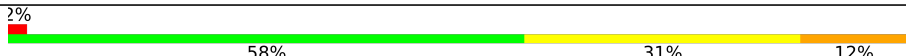
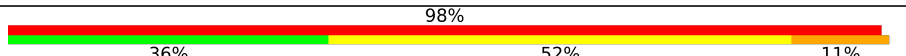
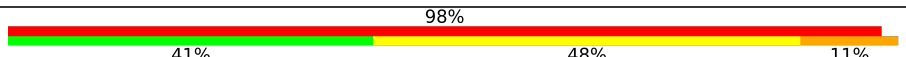


Continued on next page...

Continued from previous page...

Mol	Chain	Length	Quality of chain
28	BF	181	
28	DF	181	
29	BG	159	
29	DG	159	
30	BH	145	
30	DH	145	
31	BI	65	
31	DI	65	
32	BJ	137	
32	DJ	137	
33	BK	122	
33	DK	122	
34	BL	146	
34	DL	146	
35	BM	136	
35	DM	136	
36	BN	117	
36	DN	117	
37	BO	98	
37	DO	98	
38	BP	137	
38	DP	137	
39	BQ	116	
39	DQ	116	
40	BR	101	



Continued on next page...

Continued from previous page...

Mol	Chain	Length	Quality of chain
40	DR	101	
41	BS	112	
41	DS	112	
42	BT	92	
42	DT	92	
43	BU	100	
43	DU	100	
44	BV	188	
44	DV	188	
45	BW	76	
45	DW	76	
46	BX	88	
46	DX	88	
47	BY	62	
47	DY	62	
48	BZ	59	
48	DZ	59	
49	B1	30	
49	D1	30	
50	B2	52	
50	D2	52	
51	B3	44	
51	D3	44	
52	B4	48	
52	D4	48	

Continued on next page...

Continued from previous page...

Mol	Chain	Length	Quality of chain
53	B5	63	
53	D5	63	

The following table lists non-polymeric compounds, carbohydrate monomers and non-standard residues in protein, DNA, RNA chains that are outliers for geometric or electron-density-fit criteria:

Mol	Type	Chain	Res	Chirality	Geometry	Clashes	Electron density
54	MG	AA	1621	-	-	-	X
54	MG	AA	1631	-	-	-	X
54	MG	AA	1664	-	-	-	X
54	MG	AA	1666	-	-	-	X
54	MG	AA	1680	-	-	-	X
54	MG	AA	1688	-	-	-	X
54	MG	AA	1693	-	-	-	X
54	MG	AA	1705	-	-	-	X
54	MG	AA	1717	-	-	-	X
54	MG	AA	1729	-	-	-	X
54	MG	AA	1738	-	-	-	X
54	MG	AA	1741	-	-	-	X
54	MG	AA	1771	-	-	-	X
54	MG	AA	1784	-	-	-	X
54	MG	AA	1785	-	-	-	X
54	MG	AA	1787	-	-	-	X
54	MG	AA	1800	-	-	-	X
54	MG	AA	1805	-	-	-	X
54	MG	AA	1815	-	-	-	X
54	MG	AA	1820	-	-	-	X
54	MG	AA	1823	-	-	-	X
54	MG	AA	1830	-	-	-	X
54	MG	AA	1839	-	-	-	X
54	MG	AA	1843	-	-	-	X
54	MG	AA	1844	-	-	-	X
54	MG	AA	1854	-	-	-	X
54	MG	AA	1860	-	-	-	X
54	MG	AA	1866	-	-	-	X
54	MG	AD	304	-	-	-	X
54	MG	AN	102	-	-	-	X
54	MG	BA	2926	-	-	-	X
54	MG	BA	2978	-	-	-	X
54	MG	BA	2995	-	-	-	X

Continued on next page...

Continued from previous page...

Mol	Type	Chain	Res	Chirality	Geometry	Clashes	Electron density
54	MG	BA	3003	-	-	-	X
54	MG	BA	3018	-	-	-	X
54	MG	BA	3033	-	-	-	X
54	MG	BA	3040	-	-	-	X
54	MG	BA	3042	-	-	-	X
54	MG	BA	3052	-	-	-	X
54	MG	BA	3055	-	-	-	X
54	MG	BA	3067	-	-	-	X
54	MG	BA	3095	-	-	-	X
54	MG	BA	3114	-	-	-	X
54	MG	BA	3117	-	-	-	X
54	MG	BA	3133	-	-	-	X
54	MG	BA	3134	-	-	-	X
54	MG	BA	3150	-	-	-	X
54	MG	BA	3155	-	-	-	X
54	MG	BA	3163	-	-	-	X
54	MG	BA	3166	-	-	-	X
54	MG	BA	3184	-	-	-	X
54	MG	BA	3185	-	-	-	X
54	MG	BA	3187	-	-	-	X
54	MG	BA	3204	-	-	-	X
54	MG	BA	3211	-	-	-	X
54	MG	BA	3257	-	-	-	X
54	MG	BA	3261	-	-	-	X
54	MG	BA	3274	-	-	-	X
54	MG	BA	3280	-	-	-	X
54	MG	BA	3288	-	-	-	X
54	MG	BA	3297	-	-	-	X
54	MG	BA	3310	-	-	-	X
54	MG	BA	3341	-	-	-	X
54	MG	BA	3354	-	-	-	X
54	MG	BA	3362	-	-	-	X
54	MG	BA	3372	-	-	-	X
54	MG	BA	3378	-	-	-	X
54	MG	BA	3393	-	-	-	X
54	MG	BA	3400	-	-	-	X
54	MG	BA	3413	-	-	-	X
54	MG	BA	3414	-	-	-	X
54	MG	BA	3418	-	-	-	X
54	MG	BA	3420	-	-	-	X
54	MG	BA	3451	-	-	-	X
54	MG	BA	3462	-	-	-	X

Continued on next page...

Continued from previous page...

Mol	Type	Chain	Res	Chirality	Geometry	Clashes	Electron density
54	MG	BA	3464	-	-	-	X
54	MG	BA	3468	-	-	-	X
54	MG	BA	3475	-	-	-	X
54	MG	BA	3493	-	-	-	X
54	MG	BA	3504	-	-	-	X
54	MG	BA	3510	-	-	-	X
54	MG	BA	3520	-	-	-	X
54	MG	BA	3527	-	-	-	X
54	MG	BA	3549	-	-	-	X
54	MG	BA	3559	-	-	-	X
54	MG	BA	3570	-	-	-	X
54	MG	BA	3576	-	-	-	X
54	MG	BA	3585	-	-	-	X
54	MG	BA	3592	-	-	-	X
54	MG	BA	3605	-	-	-	X
54	MG	BA	3606	-	-	-	X
54	MG	BA	3623	-	-	-	X
54	MG	BA	3633	-	-	-	X
54	MG	BA	3643	-	-	-	X
54	MG	BA	3653	-	-	-	X
54	MG	BA	3668	-	-	-	X
54	MG	BA	3680	-	-	-	X
54	MG	BB	216	-	-	-	X
54	MG	BB	226	-	-	-	X
54	MG	BC	302	-	-	-	X
54	MG	CA	1614	-	-	-	X
54	MG	CA	1622	-	-	-	X
54	MG	CA	1627	-	-	-	X
54	MG	CA	1640	-	-	-	X
54	MG	CA	1665	-	-	-	X
54	MG	CA	1704	-	-	-	X
54	MG	CA	1717	-	-	-	X
54	MG	CA	1724	-	-	-	X
54	MG	CA	1732	-	-	-	X
54	MG	CA	1734	-	-	-	X
54	MG	CA	1735	-	-	-	X
54	MG	CA	1820	-	-	-	X
54	MG	CA	1837	-	-	-	X
54	MG	CA	1845	-	-	-	X
54	MG	CA	1867	-	-	-	X
54	MG	CA	1891	-	-	-	X
54	MG	CA	1897	-	-	-	X

Continued on next page...

Continued from previous page...

Mol	Type	Chain	Res	Chirality	Geometry	Clashes	Electron density
54	MG	CA	1898	-	-	-	X
54	MG	CA	1908	-	-	-	X
54	MG	CA	1911	-	-	-	X
54	MG	CA	1928	-	-	-	X
54	MG	CA	1958	-	-	-	X
54	MG	CG	201	-	-	-	X
54	MG	CG	202	-	-	-	X
54	MG	CM	202	-	-	-	X
54	MG	CO	102	-	-	-	X
54	MG	D2	101	-	-	-	X
54	MG	D2	103	-	-	-	X
54	MG	DA	2976	-	-	-	X
54	MG	DA	3013	-	-	-	X
54	MG	DA	3021	-	-	-	X
54	MG	DA	3026	-	-	-	X
54	MG	DA	3034	-	-	-	X
54	MG	DA	3047	-	-	-	X
54	MG	DA	3067	-	-	-	X
54	MG	DA	3069	-	-	-	X
54	MG	DA	3086	-	-	-	X
54	MG	DA	3087	-	-	-	X
54	MG	DA	3103	-	-	-	X
54	MG	DA	3105	-	-	-	X
54	MG	DA	3179	-	-	-	X
54	MG	DA	3205	-	-	-	X
54	MG	DA	3209	-	-	-	X
54	MG	DA	3231	-	-	-	X
54	MG	DA	3254	-	-	-	X
54	MG	DA	3255	-	-	-	X
54	MG	DA	3278	-	-	-	X
54	MG	DA	3295	-	-	-	X
54	MG	DA	3311	-	-	-	X
54	MG	DA	3323	-	-	-	X
54	MG	DA	3332	-	-	-	X
54	MG	DA	3333	-	-	-	X
54	MG	DA	3342	-	-	-	X
54	MG	DA	3355	-	-	-	X
54	MG	DA	3367	-	-	-	X
54	MG	DA	3385	-	-	-	X
54	MG	DA	3390	-	-	-	X
54	MG	DA	3411	-	-	-	X
54	MG	DA	3417	-	-	-	X

Continued on next page...

Continued from previous page...

Mol	Type	Chain	Res	Chirality	Geometry	Clashes	Electron density
54	MG	DA	3422	-	-	-	X
54	MG	DA	3436	-	-	-	X
54	MG	DA	3450	-	-	-	X
54	MG	DA	3452	-	-	-	X
54	MG	DA	3463	-	-	-	X
54	MG	DA	3468	-	-	-	X
54	MG	DA	3474	-	-	-	X
54	MG	DA	3475	-	-	-	X
54	MG	DA	3476	-	-	-	X
54	MG	DA	3497	-	-	-	X
54	MG	DA	3505	-	-	-	X
54	MG	DA	3537	-	-	-	X
54	MG	DA	3538	-	-	-	X
54	MG	DA	3545	-	-	-	X
54	MG	DA	3570	-	-	-	X
54	MG	DA	3573	-	-	-	X
54	MG	DA	3588	-	-	-	X
54	MG	DA	3603	-	-	-	X
54	MG	DA	3618	-	-	-	X
54	MG	DA	3652	-	-	-	X
54	MG	DA	3662	-	-	-	X
54	MG	DA	3663	-	-	-	X
54	MG	DA	3664	-	-	-	X
54	MG	DA	3665	-	-	-	X
54	MG	DA	3668	-	-	-	X
54	MG	DA	3669	-	-	-	X
54	MG	DA	3688	-	-	-	X
54	MG	DA	3691	-	-	-	X
54	MG	DA	3692	-	-	-	X
54	MG	DA	3698	-	-	-	X
54	MG	DA	3700	-	-	-	X
54	MG	DA	3702	-	-	-	X
54	MG	DA	3713	-	-	-	X
54	MG	DA	3721	-	-	-	X
54	MG	DA	3733	-	-	-	X
54	MG	DA	3756	-	-	-	X
54	MG	DA	3759	-	-	-	X
54	MG	DA	3762	-	-	-	X
54	MG	DA	3768	-	-	-	X
54	MG	DA	3786	-	-	-	X
54	MG	DA	3787	-	-	-	X
54	MG	DA	3803	-	-	-	X

Continued on next page...

Continued from previous page...

Mol	Type	Chain	Res	Chirality	Geometry	Clashes	Electron density
54	MG	DA	3809	-	-	-	X
54	MG	DA	3836	-	-	-	X
54	MG	DA	3862	-	-	-	X
54	MG	DB	229	-	-	-	X
54	MG	DB	230	-	-	-	X
54	MG	DB	237	-	-	-	X
54	MG	DD	304	-	-	-	X
54	MG	DD	305	-	-	-	X
54	MG	DE	302	-	-	-	X

2 Entry composition

There are 55 unique types of molecules in this entry. The entry contains 283641 atoms, of which 0 are hydrogens and 0 are deuteriums.

In the tables below, the ZeroOcc column contains the number of atoms modelled with zero occupancy, the AltConf column contains the number of residues with at least one atom in alternate conformation and the Trace column contains the number of residues modelled with at most 2 atoms.

- Molecule 1 is a RNA chain called ribosomal RNA 16S.

Mol	Chain	Residues	Atoms					ZeroOcc	AltConf	Trace
			Total	C	N	O	P			
1	AA	1506	Total 32372	C 14409	N 5999	O 10459	P 1505	0	0	0
1	CA	1506	Total 32372	C 14409	N 5999	O 10459	P 1505	0	0	0

- Molecule 2 is a protein called 30S ribosomal protein S2.

Mol	Chain	Residues	Atoms					ZeroOcc	AltConf	Trace
			Total	C	N	O	S			
2	AB	234	Total 1901	C 1213	N 341	O 342	S 5	0	0	0
2	CB	234	Total 1901	C 1213	N 341	O 342	S 5	0	0	0

- Molecule 3 is a protein called 30S ribosomal protein S3.

Mol	Chain	Residues	Atoms					ZeroOcc	AltConf	Trace
			Total	C	N	O	S			
3	AC	206	Total 1613	C 1016	N 314	O 282	S 1	0	0	0
3	CC	206	Total 1613	C 1016	N 314	O 282	S 1	0	0	0

- Molecule 4 is a protein called 30S ribosomal protein S4.

Mol	Chain	Residues	Atoms					ZeroOcc	AltConf	Trace
			Total	C	N	O	S			
4	AD	208	Total 1703	C 1066	N 339	O 291	S 7	0	0	0
4	CD	208	Total 1703	C 1066	N 339	O 291	S 7	0	0	0

- Molecule 5 is a protein called 30S ribosomal protein S5.

Mol	Chain	Residues	Atoms					ZeroOcc	AltConf	Trace
5	AE	151	Total	C	N	O	S	0	0	0
			1156	729	218	205	4			
5	CE	151	Total	C	N	O	S	0	0	0
			1156	729	218	205	4			

- Molecule 6 is a protein called 30S ribosomal protein S6.

Mol	Chain	Residues	Atoms					ZeroOcc	AltConf	Trace
6	AF	101	Total	C	N	O	S	0	0	0
			843	531	155	154	3			
6	CF	101	Total	C	N	O	S	0	0	0
			843	531	155	154	3			

- Molecule 7 is a protein called 30S ribosomal protein S7.

Mol	Chain	Residues	Atoms					ZeroOcc	AltConf	Trace
7	AG	155	Total	C	N	O	S	0	0	0
			1257	781	252	218	6			
7	CG	155	Total	C	N	O	S	0	0	0
			1257	781	252	218	6			

- Molecule 8 is a protein called 30S ribosomal protein S8.

Mol	Chain	Residues	Atoms					ZeroOcc	AltConf	Trace
8	AH	138	Total	C	N	O	S	0	0	0
			1116	705	215	193	3			
8	CH	138	Total	C	N	O	S	0	0	0
			1116	705	215	193	3			

- Molecule 9 is a protein called 30S ribosomal protein S9.

Mol	Chain	Residues	Atoms				ZeroOcc	AltConf	Trace
9	AI	127	Total	C	N	O	0	0	0
			1011	639	198	174			
9	CI	127	Total	C	N	O	0	0	0
			1011	639	198	174			

- Molecule 10 is a protein called 30S ribosomal protein S10.

Mol	Chain	Residues	Atoms					ZeroOcc	AltConf	Trace
10	AJ	98	Total	C	N	O	S	0	0	0
			795	499	156	139	1			

Continued on next page...

Continued from previous page...

Mol	Chain	Residues	Atoms					ZeroOcc	AltConf	Trace
10	CJ	98	Total	C	N	O	S	0	0	0
			795	499	156	139	1			

- Molecule 11 is a protein called 30S ribosomal protein S11.

Mol	Chain	Residues	Atoms					ZeroOcc	AltConf	Trace
11	AK	119	Total	C	N	O	S	0	0	0
			885	549	168	165	3			
11	CK	119	Total	C	N	O	S	0	0	0
			885	549	168	165	3			

- Molecule 12 is a protein called 30S ribosomal protein S12.

Mol	Chain	Residues	Atoms					ZeroOcc	AltConf	Trace
12	AL	124	Total	C	N	O	S	0	0	0
			971	611	195	164	1			
12	CL	124	Total	C	N	O	S	0	0	0
			971	611	195	164	1			

- Molecule 13 is a protein called 30S ribosomal protein S13.

Mol	Chain	Residues	Atoms					ZeroOcc	AltConf	Trace
13	AM	116	Total	C	N	O	S	0	0	0
			929	574	191	162	2			
13	CM	116	Total	C	N	O	S	0	0	0
			929	574	191	162	2			

- Molecule 14 is a protein called 30S ribosomal protein S14 type Z.

Mol	Chain	Residues	Atoms					ZeroOcc	AltConf	Trace
14	AN	60	Total	C	N	O	S	0	0	0
			492	312	104	72	4			
14	CN	60	Total	C	N	O	S	0	0	0
			492	312	104	72	4			

- Molecule 15 is a protein called 30S ribosomal protein S15.

Mol	Chain	Residues	Atoms					ZeroOcc	AltConf	Trace
15	AO	88	Total	C	N	O	S	0	0	0
			734	459	147	126	2			
15	CO	88	Total	C	N	O	S	0	0	0
			734	459	147	126	2			

- Molecule 16 is a protein called 30S ribosomal protein S16.

Mol	Chain	Residues	Atoms					ZeroOcc	AltConf	Trace
16	AP	83	Total	C	N	O	S	0	0	0
			701	443	139	118	1			
16	CP	83	Total	C	N	O	S	0	0	0
			701	443	139	118	1			

- Molecule 17 is a protein called 30S ribosomal protein S17.

Mol	Chain	Residues	Atoms					ZeroOcc	AltConf	Trace
17	AQ	99	Total	C	N	O	S	0	0	0
			824	528	152	142	2			
17	CQ	99	Total	C	N	O	S	0	0	0
			824	528	152	142	2			

- Molecule 18 is a protein called 30S ribosomal protein S18.

Mol	Chain	Residues	Atoms				ZeroOcc	AltConf	Trace
18	AR	70	Total	C	N	O	0	0	0
			574	367	112	95			
18	CR	70	Total	C	N	O	0	0	0
			574	367	112	95			

- Molecule 19 is a protein called 30S ribosomal protein S19.

Mol	Chain	Residues	Atoms					ZeroOcc	AltConf	Trace
19	AS	78	Total	C	N	O	S	0	0	0
			630	403	114	111	2			
19	CS	78	Total	C	N	O	S	0	0	0
			630	403	114	111	2			

- Molecule 20 is a protein called 30S ribosomal protein S20.

Mol	Chain	Residues	Atoms					ZeroOcc	AltConf	Trace
20	AT	99	Total	C	N	O	S	0	0	0
			762	469	162	129	2			
20	CT	99	Total	C	N	O	S	0	0	0
			762	469	162	129	2			

- Molecule 21 is a protein called 30S ribosomal protein Thx.

Mol	Chain	Residues	Atoms				ZeroOcc	AltConf	Trace
21	AU	24	Total	C	N	O	0	0	0
			209	128	50	31			
21	CU	24	Total	C	N	O	0	0	0
			209	128	50	31			

- Molecule 22 is a RNA chain called domain 3 of PSIC IGR IRES RNA.

Mol	Chain	Residues	Atoms					ZeroOcc	AltConf	Trace
22	AV	35	Total	C	N	O	P	0	0	0
			736	332	128	243	33			
22	CV	35	Total	C	N	O	P	0	0	0
			736	332	128	243	33			

- Molecule 23 is a RNA chain called 23S ribosomal RNA.

Mol	Chain	Residues	Atoms					ZeroOcc	AltConf	Trace
23	BA	2760	Total	C	N	O	P	0	0	0
			59442	26456	11114	19113	2759			
23	DA	2760	Total	C	N	O	P	0	0	0
			59442	26456	11114	19113	2759			

There are 4 discrepancies between the modelled and reference sequences:

Chain	Residue	Modelled	Actual	Comment	Reference
BA	1142	U	C	SEE REMARK 999	GB AE017221.1
BA	2825	U	G	SEE REMARK 999	GB AE017221.1
DA	1142	U	C	SEE REMARK 999	GB AE017221.1
DA	2825	U	G	SEE REMARK 999	GB AE017221.1

- Molecule 24 is a RNA chain called 5S ribosomal RNA.

Mol	Chain	Residues	Atoms					ZeroOcc	AltConf	Trace
24	BB	119	Total	C	N	O	P	0	0	0
			2551	1136	471	826	118			
24	DB	119	Total	C	N	O	P	0	0	0
			2551	1136	471	826	118			

- Molecule 25 is a protein called 50S ribosomal protein L2.

Mol	Chain	Residues	Atoms					ZeroOcc	AltConf	Trace
25	BC	271	Total	C	N	O	S	0	0	0
			2105	1329	416	357	3			

Continued on next page...

Continued from previous page...

Mol	Chain	Residues	Atoms					ZeroOcc	AltConf	Trace
			Total	C	N	O	S			
25	DC	271	2105	1329	416	357	3	0	0	0

- Molecule 26 is a protein called 50S ribosomal protein L3.

Mol	Chain	Residues	Atoms					ZeroOcc	AltConf	Trace
			Total	C	N	O	S			
26	BD	204	1564	988	299	271	6	0	0	0
26	DD	204	1564	988	299	271	6	0	0	0

- Molecule 27 is a protein called 50S ribosomal protein L4.

Mol	Chain	Residues	Atoms					ZeroOcc	AltConf	Trace
			Total	C	N	O	S			
27	BE	202	1587	1011	297	276	3	0	0	0
27	DE	202	1587	1011	297	276	3	0	0	0

- Molecule 28 is a protein called 50S ribosomal protein L5.

Mol	Chain	Residues	Atoms					ZeroOcc	AltConf	Trace
			Total	C	N	O	S			
28	BF	181	1475	943	268	260	4	0	0	0
28	DF	181	1475	943	268	260	4	0	0	0

- Molecule 29 is a protein called 50S ribosomal protein L6.

Mol	Chain	Residues	Atoms					ZeroOcc	AltConf	Trace
			Total	C	N	O	S			
29	BG	159	1223	773	228	221	1	0	0	0
29	DG	159	1223	773	228	221	1	0	0	0

- Molecule 30 is a protein called 50S ribosomal protein L9.

Mol	Chain	Residues	Atoms					ZeroOcc	AltConf	Trace
			Total	C	N	O	S			
30	BH	145	1133	724	200	208	1	0	0	0
30	DH	145	1133	724	200	208	1	0	0	0

- Molecule 31 is a protein called 50S ribosomal protein L10.

Mol	Chain	Residues	Atoms				ZeroOcc	AltConf	Trace
			Total	C	N	O			
31	BI	32	254	157	49	48	0	0	0
31	DI	32	254	157	49	48	0	0	0

- Molecule 32 is a protein called 50S ribosomal protein L13.

Mol	Chain	Residues	Atoms					ZeroOcc	AltConf	Trace
			Total	C	N	O	S			
32	BJ	137	1097	707	205	182	3	0	0	0
32	DJ	137	1097	707	205	182	3	0	0	0

- Molecule 33 is a protein called 50S ribosomal protein L14.

Mol	Chain	Residues	Atoms					ZeroOcc	AltConf	Trace
			Total	C	N	O	S			
33	BK	122	932	587	171	170	4	0	0	0
33	DK	122	932	587	171	170	4	0	0	0

- Molecule 34 is a protein called 50S ribosomal protein L15.

Mol	Chain	Residues	Atoms					ZeroOcc	AltConf	Trace
			Total	C	N	O	S			
34	BL	146	1114	692	227	193	2	0	0	0
34	DL	146	1114	692	227	193	2	0	0	0

- Molecule 35 is a protein called 50S ribosomal protein L16.

Mol	Chain	Residues	Atoms					ZeroOcc	AltConf	Trace
			Total	C	N	O	S			
35	BM	136	1079	688	204	182	5	0	0	0
35	DM	136	1079	688	204	182	5	0	0	0

- Molecule 36 is a protein called 50S ribosomal protein L17.

Mol	Chain	Residues	Atoms				ZeroOcc	AltConf	Trace
36	BN	117	Total	C	N	O	0	0	0
			960	599	202	159			
36	DN	117	Total	C	N	O	0	0	0
			960	599	202	159			

- Molecule 37 is a protein called 50S ribosomal protein L18.

Mol	Chain	Residues	Atoms				ZeroOcc	AltConf	Trace
37	BO	98	Total	C	N	O	0	0	0
			771	486	154	131			
37	DO	98	Total	C	N	O	0	0	0
			771	486	154	131			

- Molecule 38 is a protein called 50S ribosomal protein L19.

Mol	Chain	Residues	Atoms					ZeroOcc	AltConf	Trace
38	BP	137	Total	C	N	O	S	0	0	0
			1144	713	234	196	1			
38	DP	137	Total	C	N	O	S	0	0	0
			1144	713	234	196	1			

- Molecule 39 is a protein called 50S ribosomal protein L20.

Mol	Chain	Residues	Atoms					ZeroOcc	AltConf	Trace
39	BQ	116	Total	C	N	O	S	0	0	0
			953	601	201	150	1			
39	DQ	116	Total	C	N	O	S	0	0	0
			953	601	201	150	1			

There are 2 discrepancies between the modelled and reference sequences:

Chain	Residue	Modelled	Actual	Comment	Reference
BQ	?	-	PHE	DELETION	UNP Q72L76
DQ	?	-	PHE	DELETION	UNP Q72L76

- Molecule 40 is a protein called 50S ribosomal protein L21.

Mol	Chain	Residues	Atoms					ZeroOcc	AltConf	Trace
40	BR	101	Total	C	N	O	S	0	0	0
			779	501	142	135	1			
40	DR	101	Total	C	N	O	S	0	0	0
			779	501	142	135	1			

- Molecule 41 is a protein called 50S ribosomal protein L22.

Mol	Chain	Residues	Atoms					ZeroOcc	AltConf	Trace
41	BS	112	Total	C	N	O	S	0	0	0
			891	560	175	154	2			
41	DS	112	Total	C	N	O	S	0	0	0
			891	560	175	154	2			

- Molecule 42 is a protein called 50S ribosomal protein L23.

Mol	Chain	Residues	Atoms				ZeroOcc	AltConf	Trace
42	BT	92	Total	C	N	O	0	0	0
			726	471	131	124			
42	DT	92	Total	C	N	O	0	0	0
			726	471	131	124			

- Molecule 43 is a protein called 50S ribosomal protein L24.

Mol	Chain	Residues	Atoms					ZeroOcc	AltConf	Trace
43	BU	100	Total	C	N	O	S	0	0	0
			776	500	148	124	4			
43	DU	100	Total	C	N	O	S	0	0	0
			776	500	148	124	4			

- Molecule 44 is a protein called 50S ribosomal protein L25.

Mol	Chain	Residues	Atoms					ZeroOcc	AltConf	Trace
44	BV	188	Total	C	N	O	S	0	0	0
			1492	950	265	275	2			
44	DV	188	Total	C	N	O	S	0	0	0
			1492	950	265	275	2			

- Molecule 45 is a protein called 50S ribosomal protein L27.

Mol	Chain	Residues	Atoms					ZeroOcc	AltConf	Trace
45	BW	76	Total	C	N	O	S	0	0	0
			605	376	126	102	1			
45	DW	76	Total	C	N	O	S	0	0	0
			605	376	126	102	1			

- Molecule 46 is a protein called 50S ribosomal protein L28.

Mol	Chain	Residues	Atoms				ZeroOcc	AltConf	Trace
46	BX	88	Total	C	N	O	0	0	0
			695	435	141	119			
46	DX	88	Total	C	N	O	0	0	0
			695	435	141	119			

- Molecule 47 is a protein called 50S ribosomal protein L29.

Mol	Chain	Residues	Atoms					ZeroOcc	AltConf	Trace
47	BY	62	Total	C	N	O	S	0	0	0
			521	325	102	92	2			
47	DY	62	Total	C	N	O	S	0	0	0
			521	325	102	92	2			

- Molecule 48 is a protein called 50S ribosomal protein L30.

Mol	Chain	Residues	Atoms					ZeroOcc	AltConf	Trace
48	BZ	59	Total	C	N	O	S	0	0	0
			468	298	90	79	1			
48	DZ	59	Total	C	N	O	S	0	0	0
			468	298	90	79	1			

- Molecule 49 is a protein called 50S ribosomal protein L31.

Mol	Chain	Residues	Atoms					ZeroOcc	AltConf	Trace
49	B1	30	Total	C	N	O	S	0	0	0
			226	142	36	44	4			
49	D1	30	Total	C	N	O	S	0	0	0
			226	142	36	44	4			

- Molecule 50 is a protein called 50S ribosomal protein L32.

Mol	Chain	Residues	Atoms					ZeroOcc	AltConf	Trace
50	B2	52	Total	C	N	O	S	0	0	0
			405	255	79	66	5			
50	D2	52	Total	C	N	O	S	0	0	0
			405	255	79	66	5			

- Molecule 51 is a protein called 50S ribosomal protein L33.

Mol	Chain	Residues	Atoms					ZeroOcc	AltConf	Trace
51	B3	44	Total	C	N	O	S	0	0	0
			381	235	77	65	4			

Continued on next page...

Continued from previous page...

Mol	Chain	Residues	Atoms					ZeroOcc	AltConf	Trace
51	D3	44	Total	C	N	O	S	0	0	0
			381	235	77	65	4			

- Molecule 52 is a protein called 50S ribosomal protein L34.

Mol	Chain	Residues	Atoms					ZeroOcc	AltConf	Trace
52	B4	48	Total	C	N	O	S	0	0	0
			419	257	104	56	2			
52	D4	48	Total	C	N	O	S	0	0	0
			419	257	104	56	2			

- Molecule 53 is a protein called 50S ribosomal protein L35.

Mol	Chain	Residues	Atoms					ZeroOcc	AltConf	Trace
53	B5	63	Total	C	N	O	S	0	0	0
			508	326	101	79	2			
53	D5	63	Total	C	N	O	S	0	0	0
			508	326	101	79	2			

- Molecule 54 is MAGNESIUM ION (three-letter code: MG) (formula: Mg).

Mol	Chain	Residues	Atoms		ZeroOcc	AltConf
54	AA	279	Total	Mg	0	0
			279	279		
54	AB	3	Total	Mg	0	0
			3	3		
54	AC	2	Total	Mg	0	0
			2	2		
54	AD	3	Total	Mg	0	0
			3	3		
54	AE	5	Total	Mg	0	0
			5	5		
54	AF	1	Total	Mg	0	0
			1	1		
54	AG	2	Total	Mg	0	0
			2	2		
54	AH	1	Total	Mg	0	0
			1	1		
54	AI	1	Total	Mg	0	0
			1	1		
54	AK	2	Total	Mg	0	0
			2	2		

Continued on next page...

Continued from previous page...

Mol	Chain	Residues	Atoms	ZeroOcc	AltConf
54	AL	2	Total Mg 2 2	0	0
54	AM	1	Total Mg 1 1	0	0
54	AN	1	Total Mg 1 1	0	0
54	AO	3	Total Mg 3 3	0	0
54	AQ	3	Total Mg 3 3	0	0
54	AS	1	Total Mg 1 1	0	0
54	AT	2	Total Mg 2 2	0	0
54	AV	8	Total Mg 8 8	0	0
54	BA	781	Total Mg 781 781	0	0
54	BB	27	Total Mg 27 27	0	0
54	BC	3	Total Mg 3 3	0	0
54	BE	2	Total Mg 2 2	0	0
54	BF	1	Total Mg 1 1	0	0
54	BH	1	Total Mg 1 1	0	0
54	BI	1	Total Mg 1 1	0	0
54	BJ	3	Total Mg 3 3	0	0
54	BK	1	Total Mg 1 1	0	0
54	BM	3	Total Mg 3 3	0	0
54	BN	2	Total Mg 2 2	0	0
54	BO	1	Total Mg 1 1	0	0
54	BP	2	Total Mg 2 2	0	0

Continued on next page...

Continued from previous page...

Mol	Chain	Residues	Atoms	ZeroOcc	AltConf
54	BR	1	Total Mg 1 1	0	0
54	BS	1	Total Mg 1 1	0	0
54	BT	2	Total Mg 2 2	0	0
54	BU	2	Total Mg 2 2	0	0
54	BV	3	Total Mg 3 3	0	0
54	BW	1	Total Mg 1 1	0	0
54	BX	2	Total Mg 2 2	0	0
54	BY	3	Total Mg 3 3	0	0
54	B2	3	Total Mg 3 3	0	0
54	B3	1	Total Mg 1 1	0	0
54	B4	1	Total Mg 1 1	0	0
54	B5	1	Total Mg 1 1	0	0
54	CA	372	Total Mg 372 372	0	0
54	CB	3	Total Mg 3 3	0	0
54	CC	8	Total Mg 8 8	0	0
54	CD	3	Total Mg 3 3	0	0
54	CE	5	Total Mg 5 5	0	0
54	CF	2	Total Mg 2 2	0	0
54	CG	3	Total Mg 3 3	0	0
54	CK	1	Total Mg 1 1	0	0
54	CL	6	Total Mg 6 6	0	0

Continued on next page...

Continued from previous page...

Mol	Chain	Residues	Atoms	ZeroOcc	AltConf
54	CM	2	Total Mg 2 2	0	0
54	CN	1	Total Mg 1 1	0	0
54	CO	4	Total Mg 4 4	0	0
54	CQ	2	Total Mg 2 2	0	0
54	CV	7	Total Mg 7 7	0	0
54	DA	964	Total Mg 964 964	0	0
54	DB	43	Total Mg 43 43	0	0
54	DC	3	Total Mg 3 3	0	0
54	DD	6	Total Mg 6 6	0	0
54	DE	3	Total Mg 3 3	0	0
54	DF	2	Total Mg 2 2	0	0
54	DG	3	Total Mg 3 3	0	0
54	DI	1	Total Mg 1 1	0	0
54	DJ	6	Total Mg 6 6	0	0
54	DK	3	Total Mg 3 3	0	0
54	DL	3	Total Mg 3 3	0	0
54	DM	1	Total Mg 1 1	0	0
54	DN	1	Total Mg 1 1	0	0
54	DO	1	Total Mg 1 1	0	0
54	DP	2	Total Mg 2 2	0	0
54	DQ	2	Total Mg 2 2	0	0

Continued on next page...

Continued from previous page...

Mol	Chain	Residues	Atoms	ZeroOcc	AltConf
54	DS	2	Total Mg 2 2	0	0
54	DU	1	Total Mg 1 1	0	0
54	DV	4	Total Mg 4 4	0	0
54	DW	1	Total Mg 1 1	0	0
54	DX	3	Total Mg 3 3	0	0
54	DY	2	Total Mg 2 2	0	0
54	D1	1	Total Mg 1 1	0	0
54	D2	3	Total Mg 3 3	0	0
54	D3	1	Total Mg 1 1	0	0
54	D4	4	Total Mg 4 4	0	0
54	D5	3	Total Mg 3 3	0	0

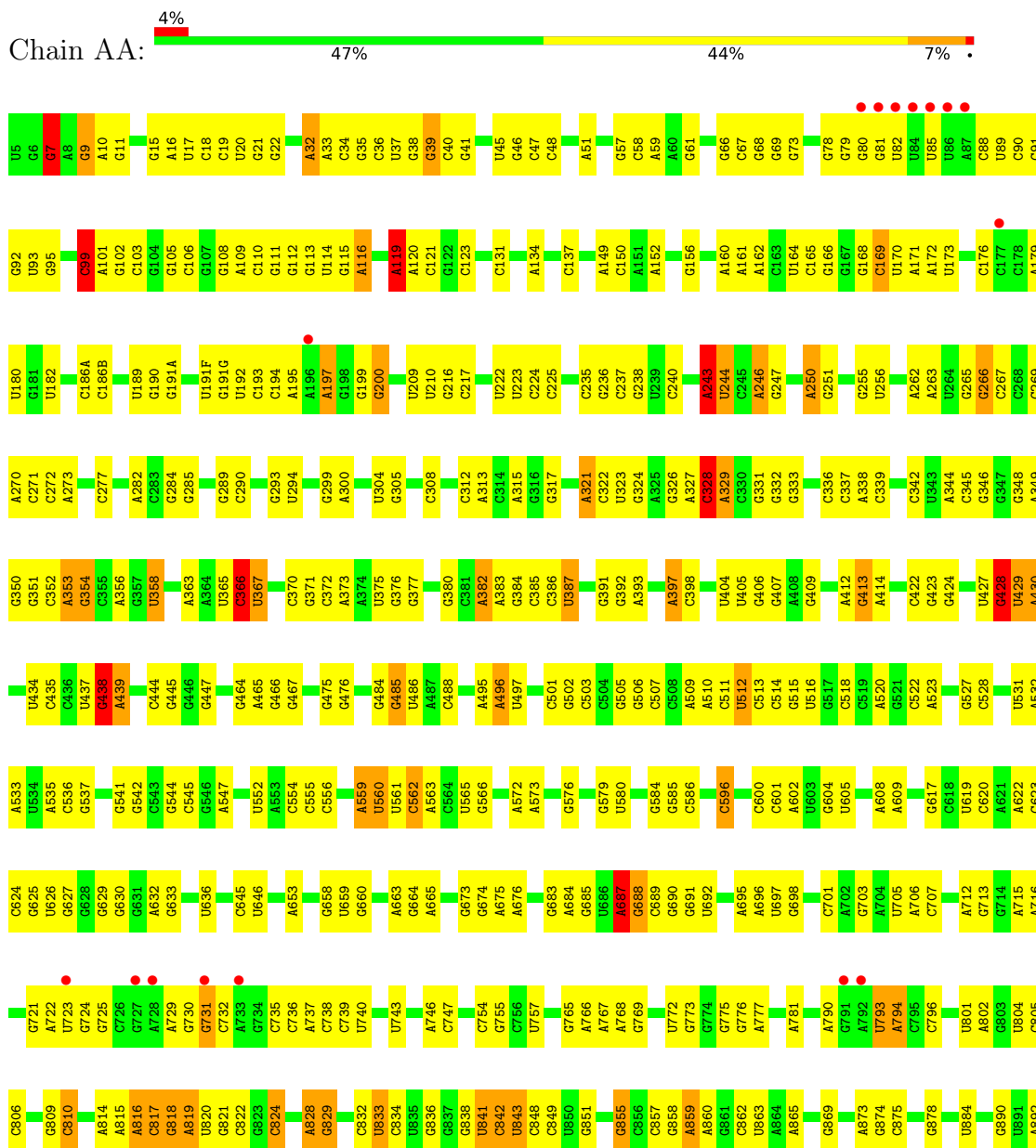
- Molecule 55 is ZINC ION (three-letter code: ZN) (formula: Zn).

Mol	Chain	Residues	Atoms	ZeroOcc	AltConf
55	AD	1	Total Zn 1 1	0	0
55	AN	1	Total Zn 1 1	0	0
55	CD	1	Total Zn 1 1	0	0
55	CN	1	Total Zn 1 1	0	0

3 Residue-property plots

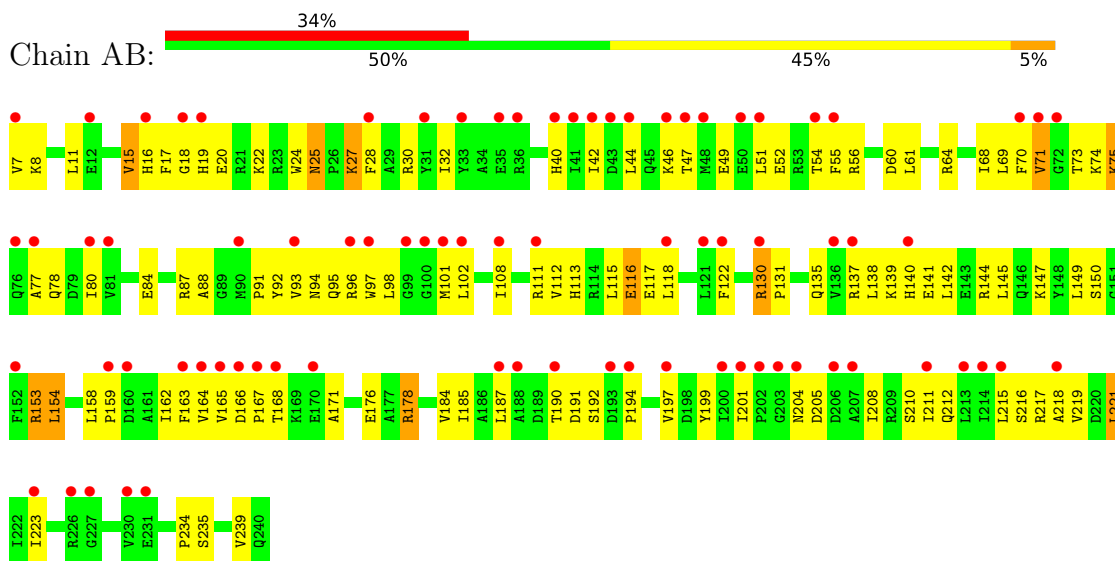
These plots are drawn for all protein, RNA, DNA and oligosaccharide chains in the entry. The first graphic for a chain summarises the proportions of the various outlier classes displayed in the second graphic. The second graphic shows the sequence view annotated by issues in geometry and electron density. Residues are color-coded according to the number of geometric quality criteria for which they contain at least one outlier: green = 0, yellow = 1, orange = 2 and red = 3 or more. A red dot above a residue indicates a poor fit to the electron density ($RSRZ > 2$). Stretches of 2 or more consecutive residues without any outlier are shown as a green connector. Residues present in the sample, but not in the model, are shown in grey.

- Molecule 1: ribosomal RNA 16S

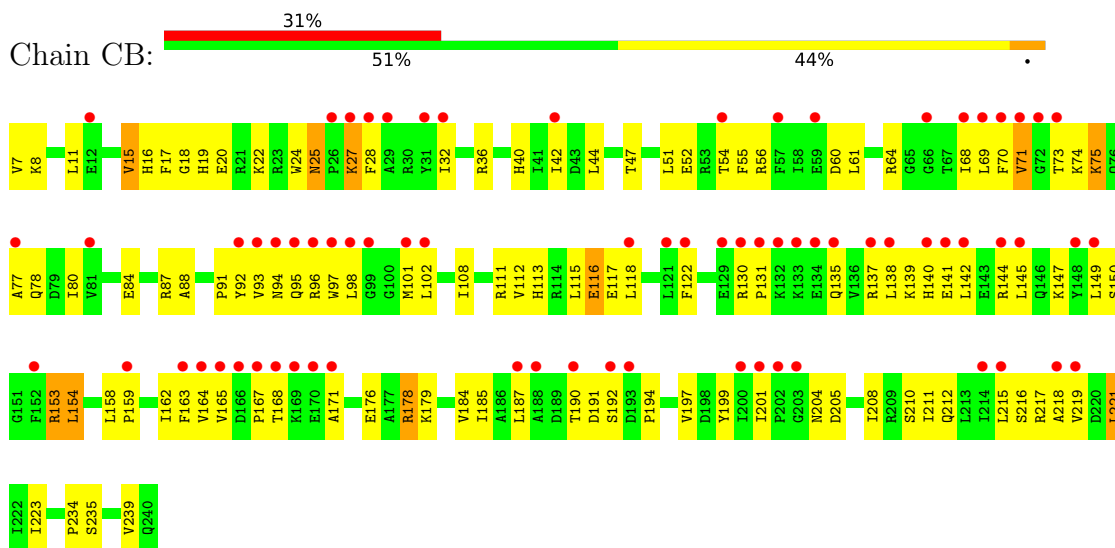





- Molecule 2: 30S ribosomal protein S2



- Molecule 2: 30S ribosomal protein S2

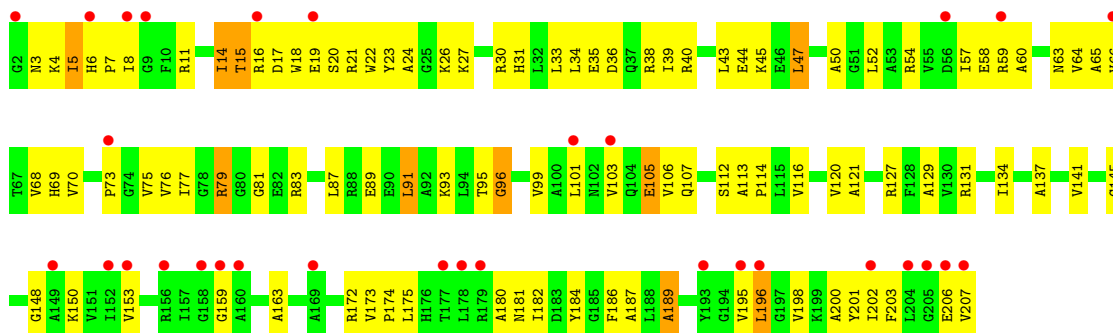


- Molecule 3: 30S ribosomal protein S3

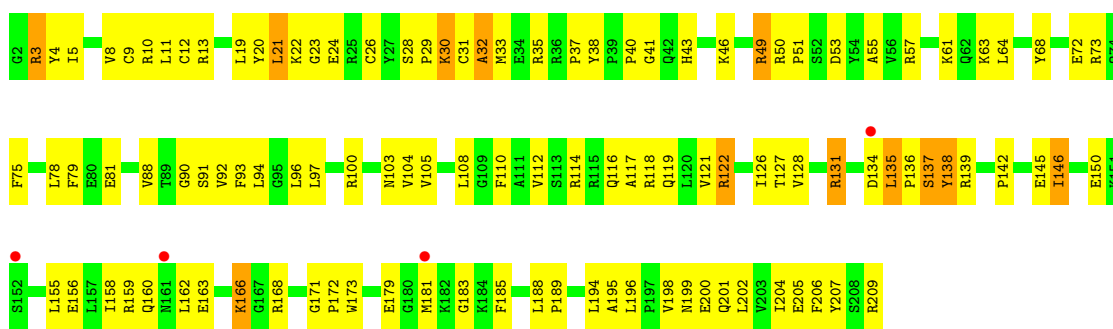




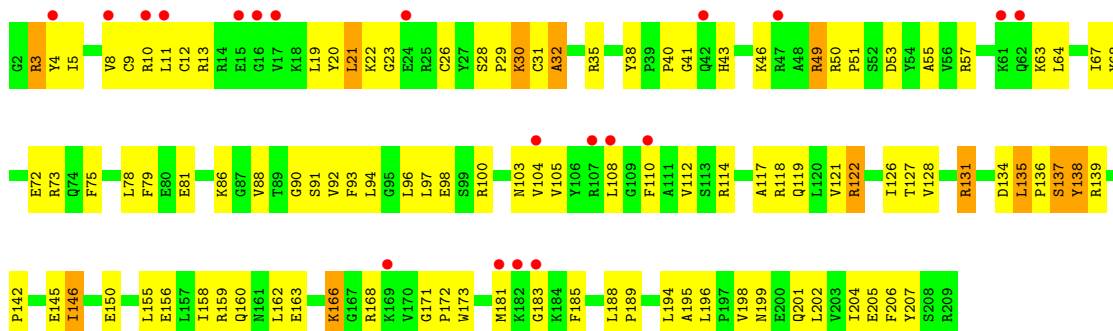
- Molecule 3: 30S ribosomal protein S3



- Molecule 4: 30S ribosomal protein S4



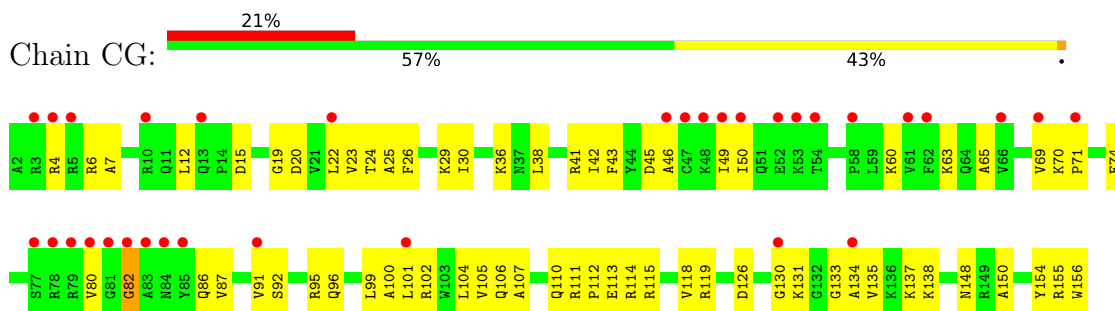
- Molecule 4: 30S ribosomal protein S4



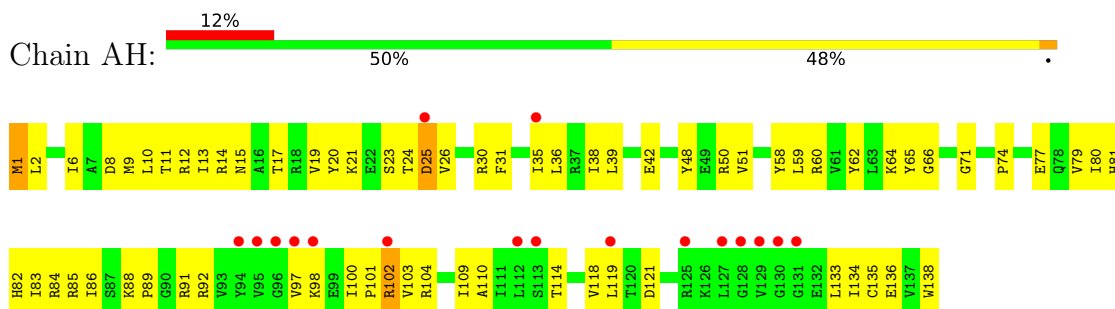
- Molecule 5: 30S ribosomal protein S5



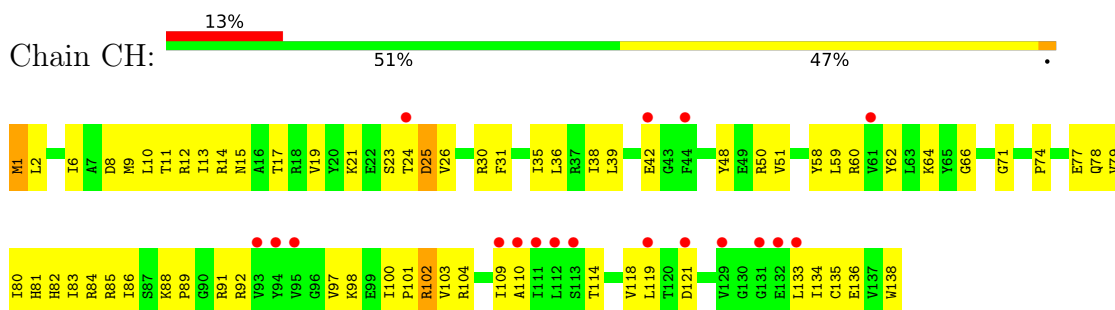
- Molecule 7: 30S ribosomal protein S7



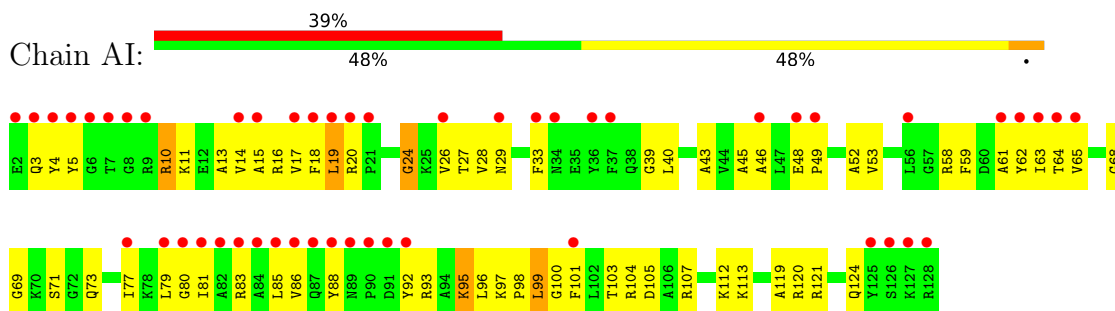
- Molecule 8: 30S ribosomal protein S8



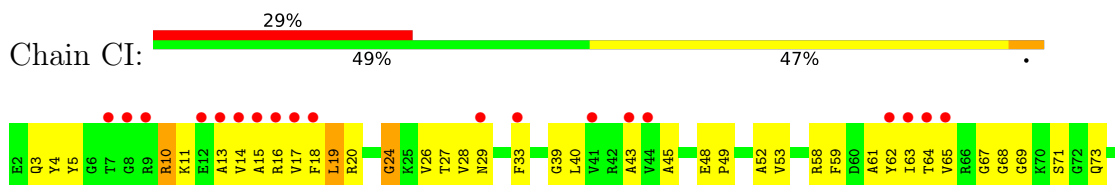
- Molecule 8: 30S ribosomal protein S8

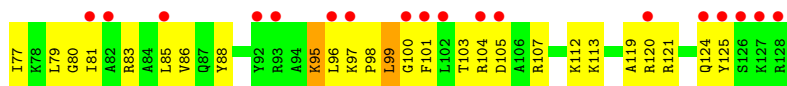


- Molecule 9: 30S ribosomal protein S9

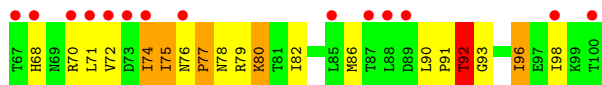
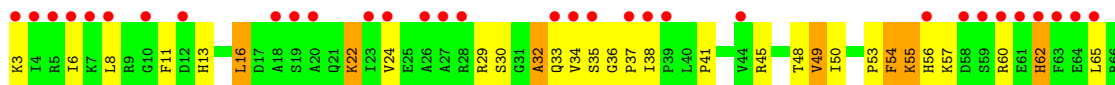


- Molecule 9: 30S ribosomal protein S9

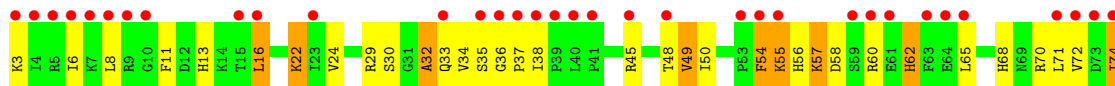
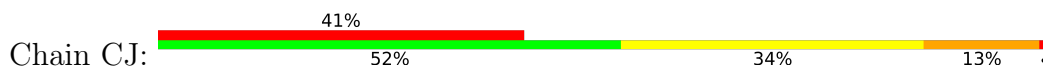




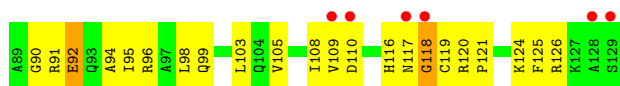
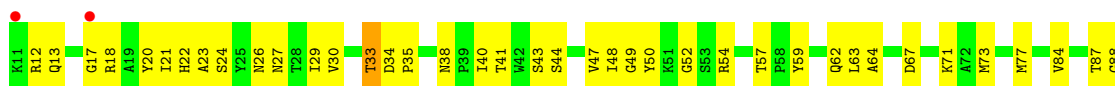
- Molecule 10: 30S ribosomal protein S10



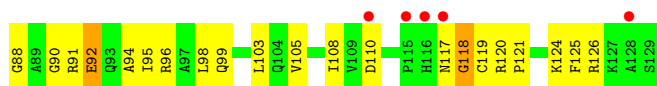
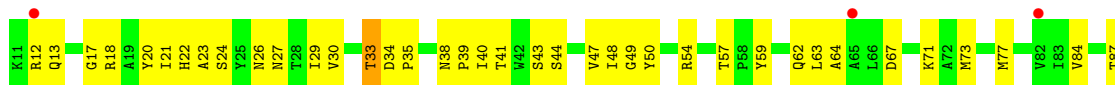
- Molecule 10: 30S ribosomal protein S10



- Molecule 11: 30S ribosomal protein S11

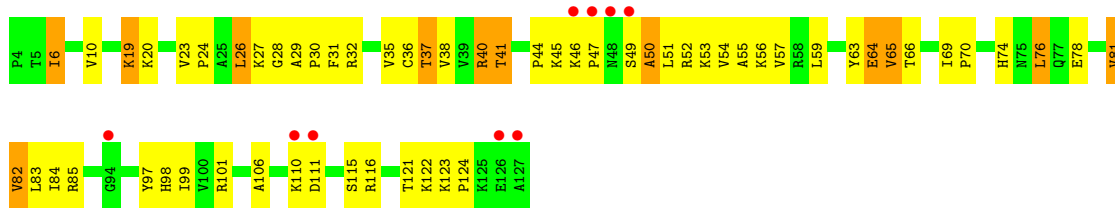


- Molecule 11: 30S ribosomal protein S11

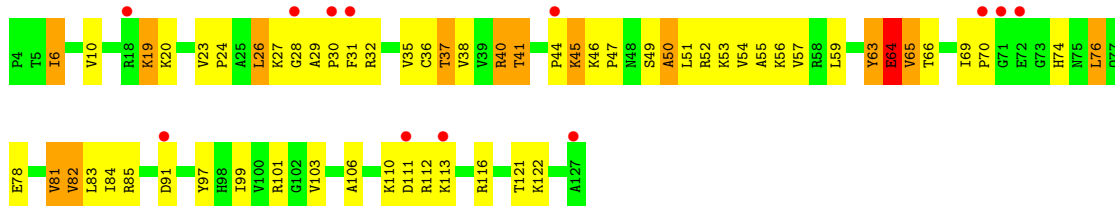


- Molecule 12: 30S ribosomal protein S12

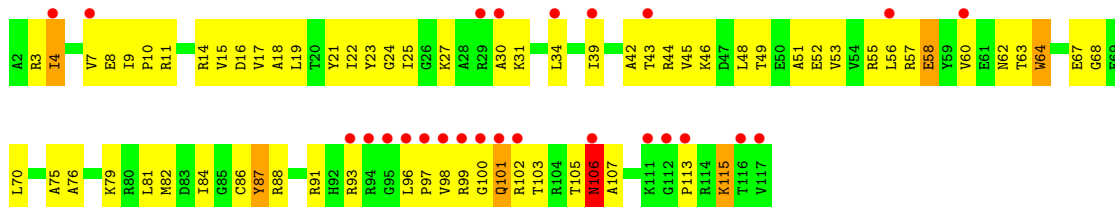
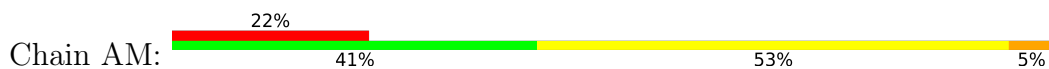




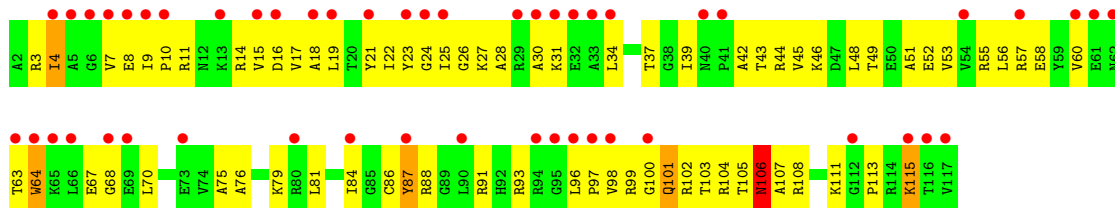
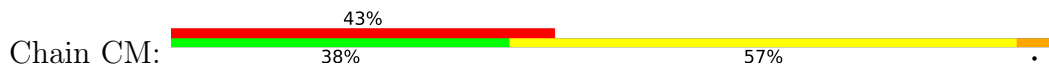
• Molecule 12: 30S ribosomal protein S12



• Molecule 13: 30S ribosomal protein S13



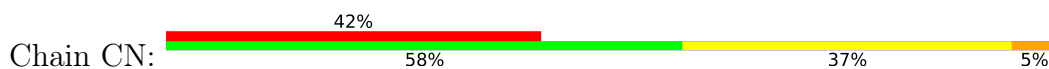
• Molecule 13: 30S ribosomal protein S13



• Molecule 14: 30S ribosomal protein S14 type Z



• Molecule 14: 30S ribosomal protein S14 type Z





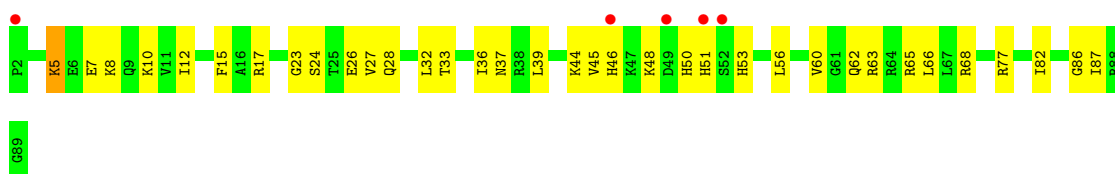
- Molecule 15: 30S ribosomal protein S15

Chain AO: 61% 38%



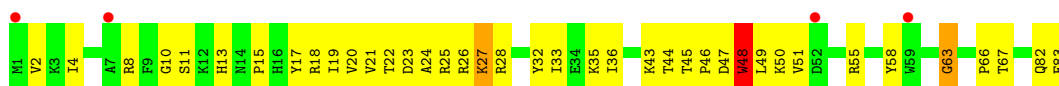
- Molecule 15: 30S ribosomal protein S15

Chain CO: 6% 60% 39%



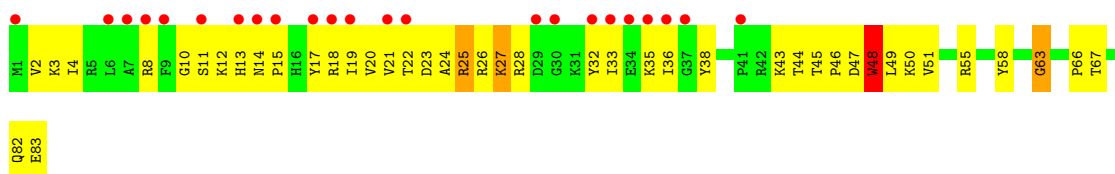
- Molecule 16: 30S ribosomal protein S16

Chain AP: 5% 53% 43%



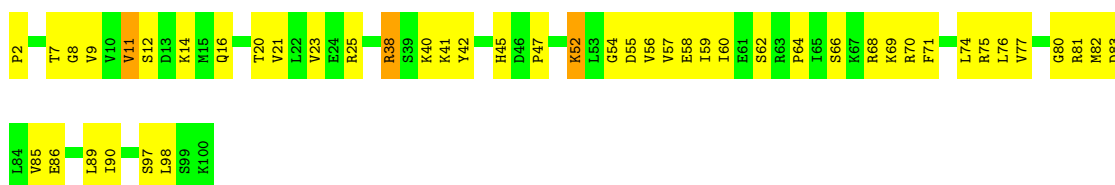
- Molecule 16: 30S ribosomal protein S16

Chain CP: 28% 48% 47%

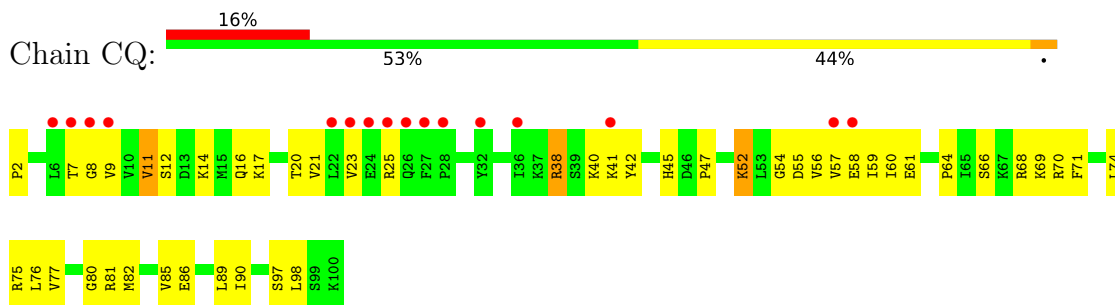


- Molecule 17: 30S ribosomal protein S17

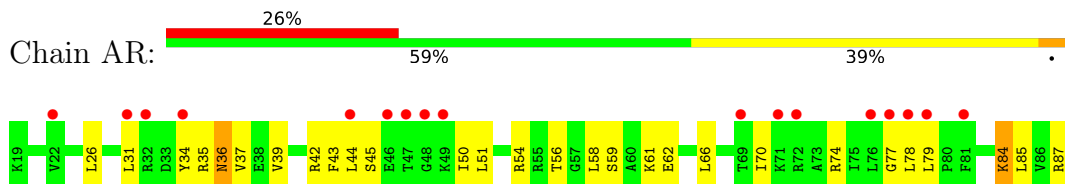
Chain AQ: 53% 44%



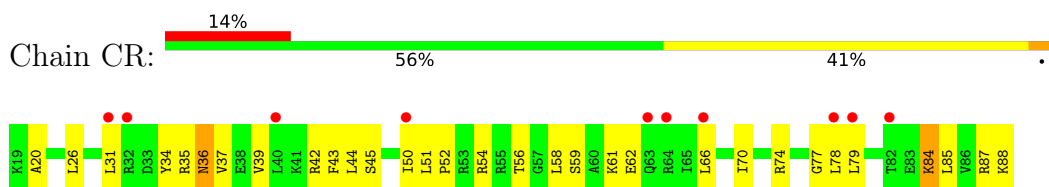
- Molecule 17: 30S ribosomal protein S17



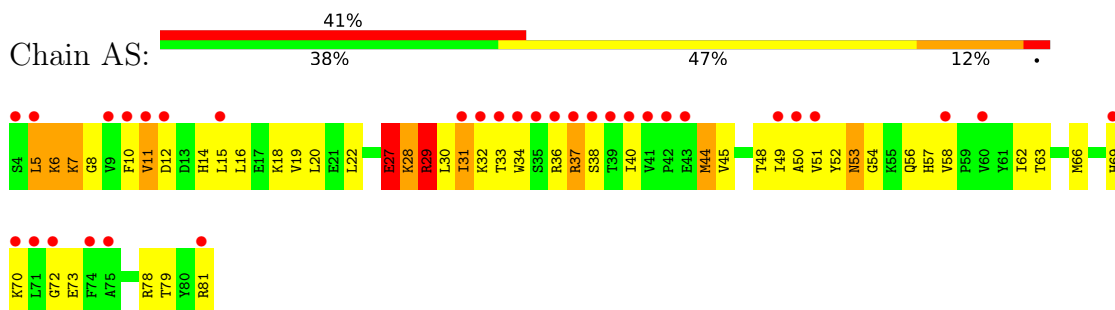
• Molecule 18: 30S ribosomal protein S18



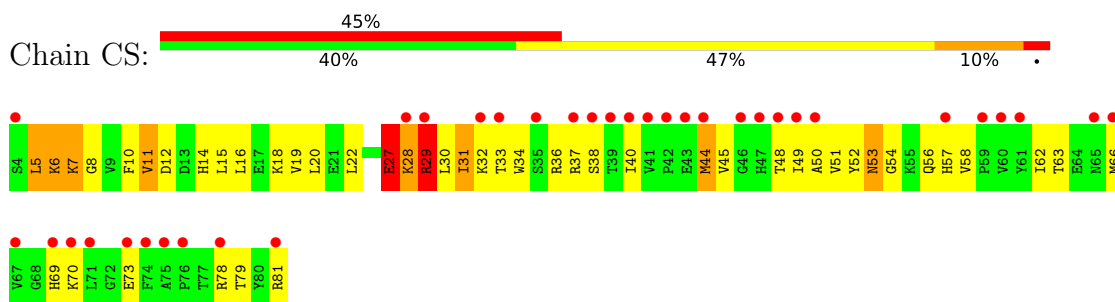
• Molecule 18: 30S ribosomal protein S18



• Molecule 19: 30S ribosomal protein S19

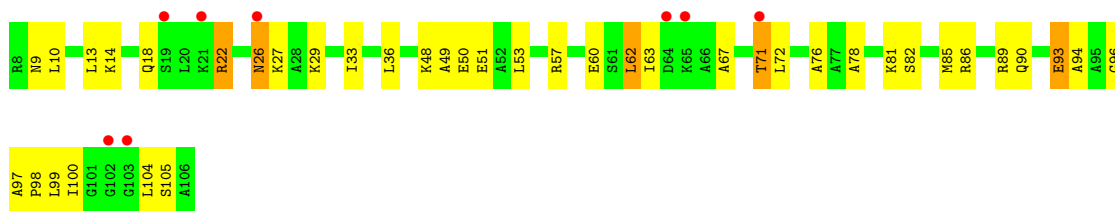


• Molecule 19: 30S ribosomal protein S19

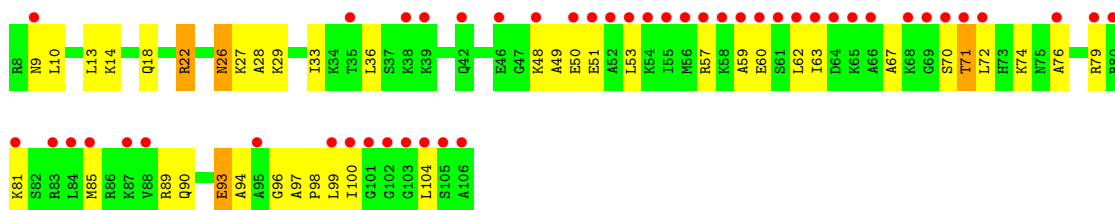


• Molecule 20: 30S ribosomal protein S20

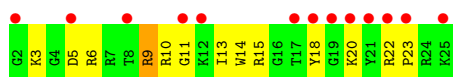




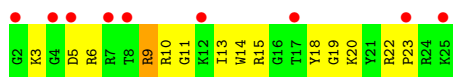
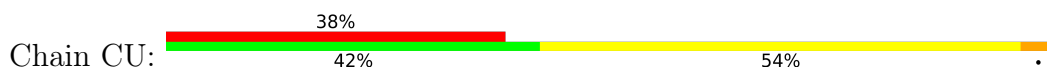
- Molecule 20: 30S ribosomal protein S20




- Molecule 21: 30S ribosomal protein Thx




- Molecule 21: 30S ribosomal protein Thx



- Molecule 22: domain 3 of PSIC IGR IRES RNA

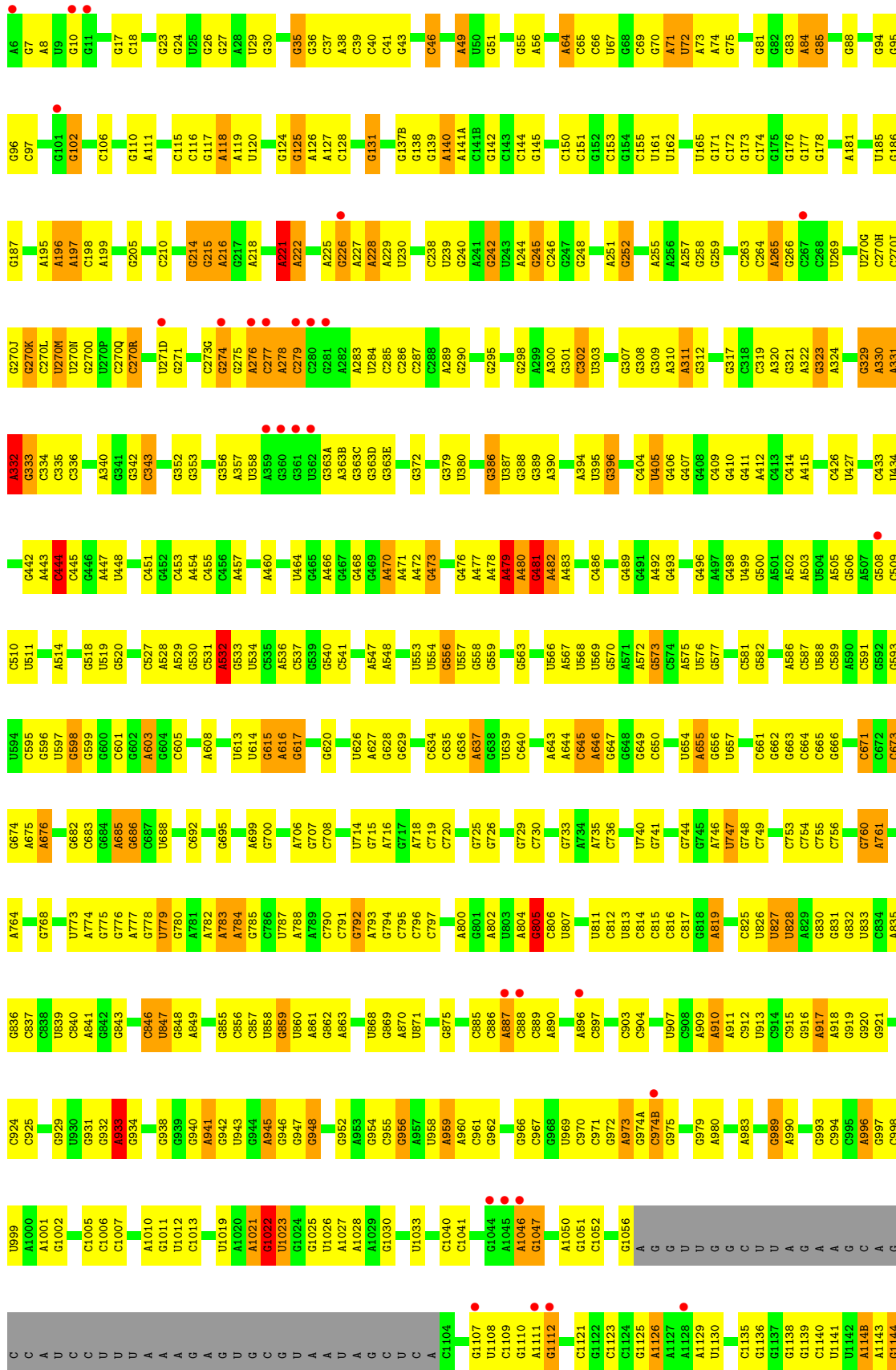


- Molecule 22: domain 3 of PSIC IGR IRES RNA

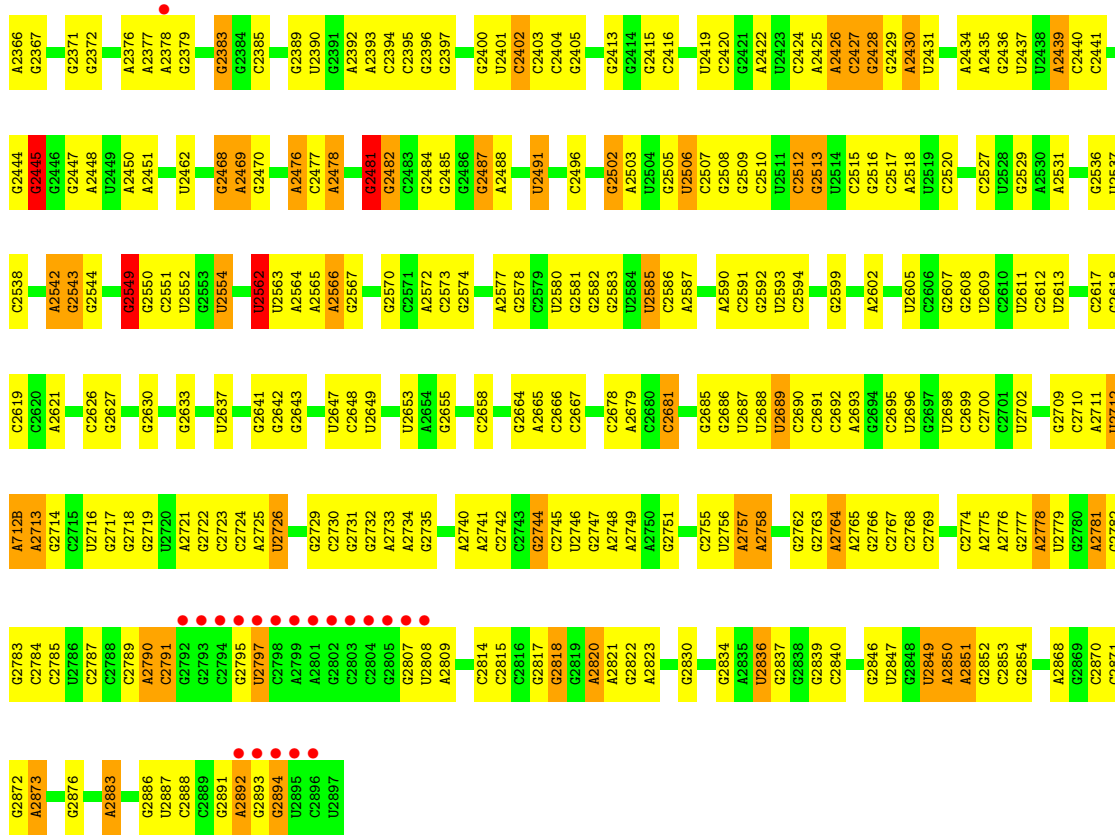


- Molecule 23: 23S ribosomal RNA

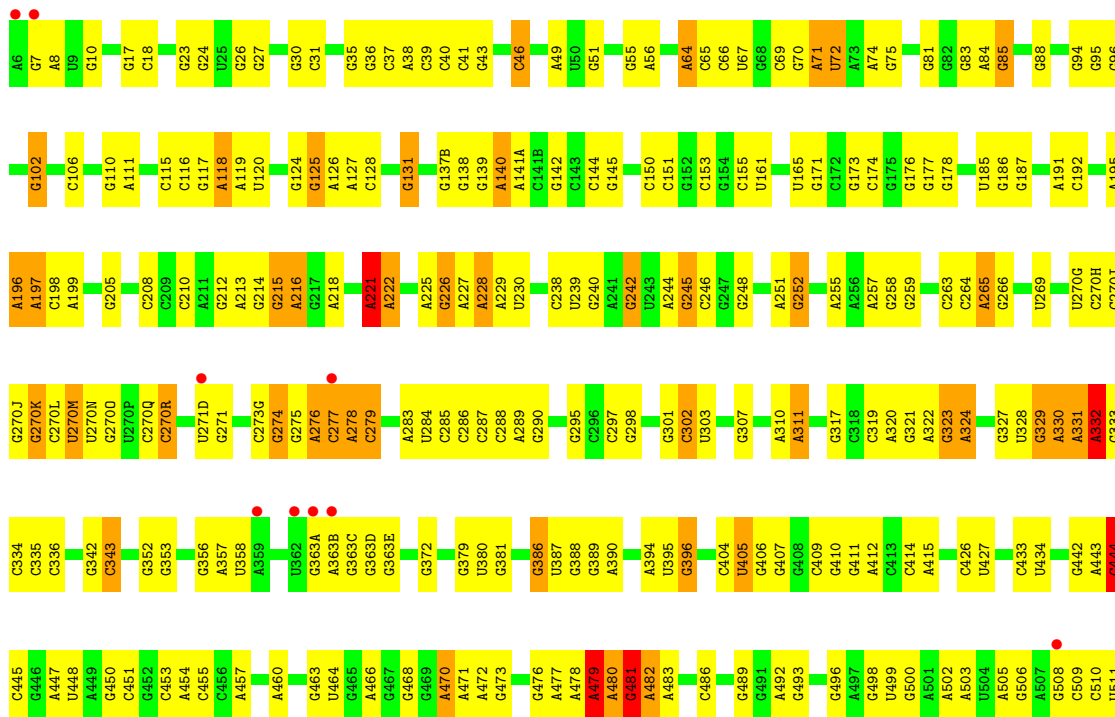


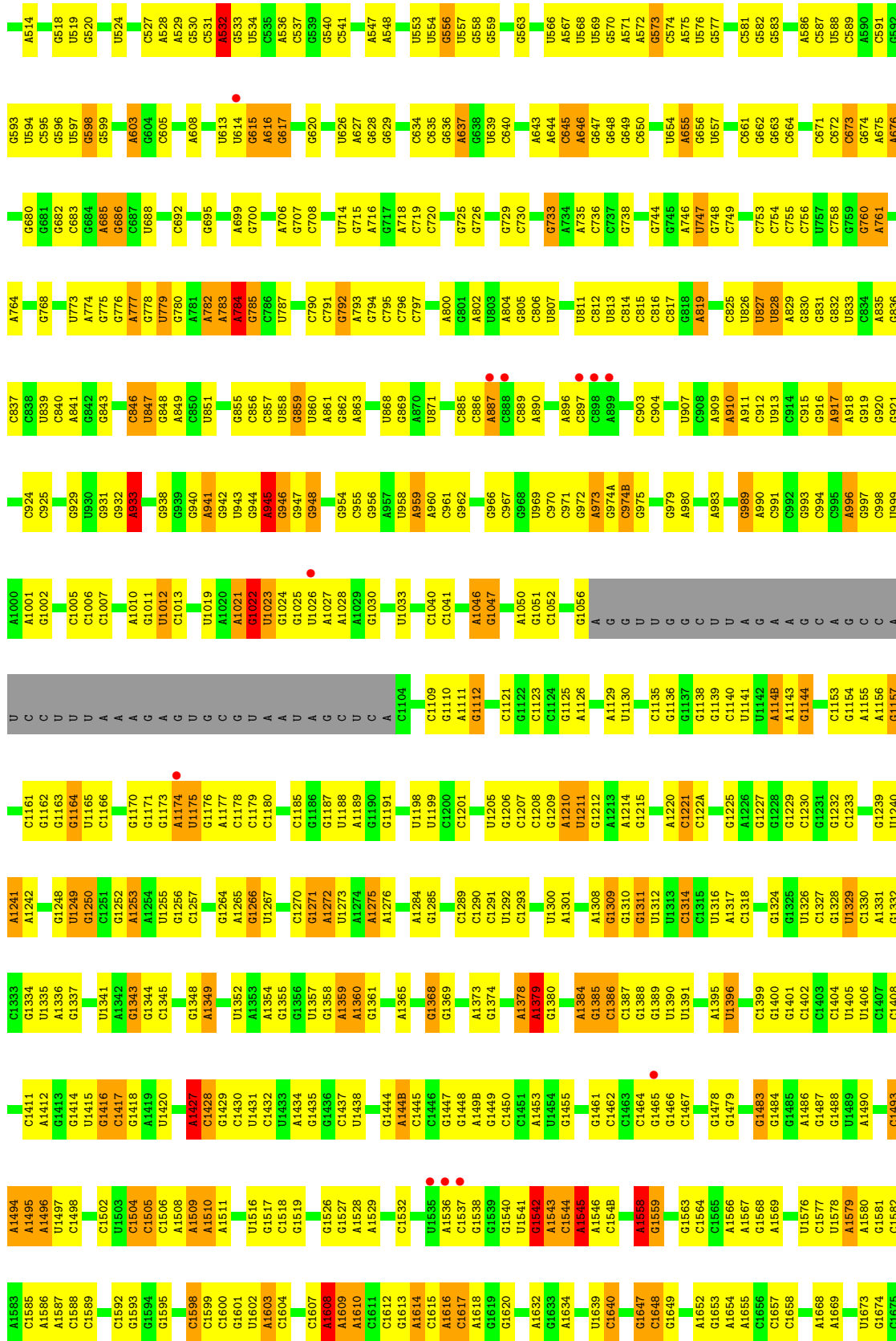


C2285	G2194	G2061	C1983	G1881	C1589	A1496	G1461	G1334	A1241	C1153
A2286	C2195	A2062	G1984	G1882	C1592	U1497	C1462	U1335	A1242	G1154
A2287	C2196	C2063	A1884	C1883	G1593	C1502	G1463	A1336	U1249	A1155
A2288	U2197	C2064	G1989	C1884	G1594	C1503	G1413	G1337	G1250	A1156
G2289	A2198	C2065	U1991	U1688	G1595	U1504	U1414	U1341	C1251	G1157
C2290	C2066	G2067	G1888	A1689	C1598	C1506	U1416	A1342	G1252	C1151
C2291	U2068	U1993	A1889	U1692	U1599	A1508	C1417	G1343	A1253	G1162
C2292	C2068	G1994	G1899	U1693	C1600	A1509	G1418	G1344	U1254	G1163
C2293	C2069	G1995	G1899	U1694	C1601	A1510	U1419	C1345	U1255	G1164
C2294	A2070	A1996	A1900	C1695	G1602	A1511	U1420	G1346	U1256	U1165
C2295	A2071	G1997	A1901	G1696	A1603	A1512	A1427	G1347	C1257	U1166
C2296	U2074	G1997	A1902	G1696	A1603	A1512	A1427	A1348	C1258	C1166
C2297	U2075	G1997	G1903	G1697	C1604	U1516	A1428	A1349	G1264	G1171
C2298	C2078	C2078	A1804	A1698	C1607	G1517	G1429	C1351	G1265	G1173
C2299	C2079	C2079	C1804	A1699	C1607	A1518	G1430	C1352	A1265	U1174
C2300	G2080	G2080	A1809	G1699	A1608	C1518	U1431	A1353	G1266	A1175
C2301	U2086	U2086	A1913	U1709	A1609	G1525	C1432	A1354	C1270	G1176
C2302	G2087	G2087	C1914	C1710	A1610	G1526	U1433	G1355	G1271	A1177
C2303	G2088	G2088	U1915	G1717	G1611	G1527	A1434	G1356	A1272	C1178
C2304	G2089	G2089	A1916	G1726	C1612	A1528	G1435	G1357	A1273	C1179
C2305	G2090	G2090	U1917	U1727	G1613	A1529	G1436	A1357	G1274	U1187
C2306	G2091	G2091	A1918	U1728	G1614	A1536	C1437	A1358	A1275	U1188
C2307	U2088	U2088	A1919	G1728	A1616	U1537	U1438	A1360	A1276	G1189
C2308	U2089	U2089	G1920	A1729	C1617	C1537	G1444	G1361	G1284	A1190
C2309	G2092	G2092	G1906	A1729	A1618	G1538	A1445	A1365	A1285	G1191
C2310	U2091	U2091	G1906	G1733	G1619	G1539	C1446	A1368	G1289	U1198
C2311	G2092	G2092	A1809	G1734	G1620	G1540	G1447	G1369	C1290	U1199
C2312	U2093	U2093	A1810	U1735	A1610	U1541	G1448	C1291	C1291	G1203
C2313	U2094	U2094	U1811	U1743	A1611	G1542	A1448	C1292	U1292	U1205
C2314	U2095	U2095	A1812	G1743	G1612	A1543	A1449	C1293	G1293	U1206
C2315	G2096	G2096	U1813	G1748	C1613	A1544	G1450	A1300	U1300	C1207
C2316	U2097	U2097	G1816	U1748	G1614	A1545	C1451	A1301	C1208	C1208
C2317	C2097	C2097	A1817	G1748	U1632	A1546	C1452	A1378	G1209	G1209
C2318	U2098	U2098	U1818	G1748	A1633	A1547	C1453	A1379	A1308	A1210
C2319	G2098	G2098	A1819	C1751	A1634	C1548	A1453	G1380	G1308	U1211
C2320	G2099	U2099	U1820	C1752	A1635	A1549	G1461	G1381	G1309	G1212
C2321	U2102	U2102	G1824	C1752	G1647	A1559	C1462	G1382	G1309	A1213
C2322	C2103	C2103	A1825	C1752	C1648	G1559	G1463	G1383	G1310	G1214
C2323	G2104	G2104	U1826	A1759	G1649	G1563	C1464	A1384	G1311	G1215
C2324	C2105	C2105	A1827	A1760	G1652	C1564	C1465	A1385	G1312	G1215
C2325	G2106	G2106	G1828	C1761	G1653	A1565	G1466	C1386	U1312	G1215
C2326	C2107	C2107	A1829	U1762	A1654	A1566	G1467	C1387	U1313	G1215
C2327	U2108	U2108	C1843	G1763	A1655	A1567	G1467	G1388	C1314	G1215
C2328	C2108	C2108	C1844	G1764	C1656	G1568	G1478	G1389	C1315	A1220
C2329	C2109	C2109	A1847	C1765	C1657	A1569	G1479	U1390	A1317	C1221
C2330	U2109	U2109	U1850	C1771	C1658	U1576	G1483	U1391	A1318	C1222
C2331	C2110	C2110	U1851	G1772	A1668	C1577	G1484	A1395	G1324	G1227
C2332	C2111	C2111	A1852	A1773	A1669	U1578	G1485	U1396	G1325	G1228
C2333	C2112	C2112	C1853	A1773	U1673	A1580	A1486	G1399	G1326	G1229
C2334	C2113	C2113	A1854	U1776	G1674	G1581	G1487	C1399	C1327	C1230
C2335	C2114	C2114	G1858	U1777	G1675	G1582	G1488	G1400	C1328	G1231
C2336	C2115	C2115	A1859	U1778	A1676	A1583	U1489	G1404	U1329	G1232
C2337	C2116	C2116	C1961	A1783	A1677	C1585	A1490	U1405	C1330	C1233
C2338	C2117	C2117	C1962	A1784	A1678	A1586	C1493	U1406	A1331	G1239
C2339	C2118	C2118	U1963	A1785	U1679	A1587	A1494	C1407	G1332	G1239
C2340	C2119	C2119	A1963	A1786	U1680	A1588	A1495	C1408	C1333	U1240
C2341	C2120	C2120	C1967	A1786	U1680	A1588	A1495	C1408	C1333	U1240
C2342	C2121	C2121	A1966	A1786	U1680	A1588	A1495	C1408	C1333	U1240
C2343	C2122	C2122	C1967	A1786	U1680	A1588	A1495	C1408	C1333	U1240
C2344	C2123	C2123	A1970	A1786	U1680	A1588	A1495	C1408	C1333	U1240
C2345	C2124	C2124	A1971	A1786	U1680	A1588	A1495	C1408	C1333	U1240
C2346	C2125	C2125	A1972	A1786	U1680	A1588	A1495	C1408	C1333	U1240
C2347	C2126	C2126	G1973	A1786	U1680	A1588	A1495	C1408	C1333	U1240
C2348	C2127	C2127	C1974	A1786	U1680	A1588	A1495	C1408	C1333	U1240
C2349	C2128	C2128	A1980	A1786	U1680	A1588	A1495	C1408	C1333	U1240
C2350	C2129	C2129	A1981	A1786	U1680	A1588	A1495	C1408	C1333	U1240
C2351	C2130	C2130	C1982	A1786	U1680	A1588	A1495	C1408	C1333	U1240
C2352	C2131	C2131	A2060	A1786	U1680	A1588	A1495	C1408	C1333	U1240
C2353	C2132	C2132	A2061	A1786	U1680	A1588	A1495	C1408	C1333	U1240
C2354	C2133	C2133	A2062	A1786	U1680	A1588	A1495	C1408	C1333	U1240
C2355	C2134	C2134	A2063	A1786	U1680	A1588	A1495	C1408	C1333	U1240
C2356	C2135	C2135	A2064	A1786	U1680	A1588	A1495	C1408	C1333	U1240
C2357	C2136	C2136	A2065	A1786	U1680	A1588	A1495	C1408	C1333	U1240
C2358	C2137	C2137	A2066	A1786	U1680	A1588	A1495	C1408	C1333	U1240
C2359	C2138	C2138	A2067	A1786	U1680	A1588	A1495	C1408	C1333	U1240
C2360	C2139	C2139	A2068	A1786	U1680	A1588	A1495	C1408	C1333	U1240
C2361	C2140	C2140	A2069	A1786	U1680	A1588	A1495	C1408	C1333	U1240
C2362	C2141	C2141	A2070	A1786	U1680	A1588	A1495	C1408	C1333	U1240
C2363	C2142	C2142	A2071	A1786	U1680	A1588	A1495	C1408	C1333	U1240
C2364	C2143	C2143	A2072	A1786	U1680	A1588	A1495	C1408	C1333	U1240
C2365	C2144	C2144	A2073	A1786	U1680	A1588	A1495	C1408	C1333	U1240




● Molecule 23: 23S ribosomal RNA



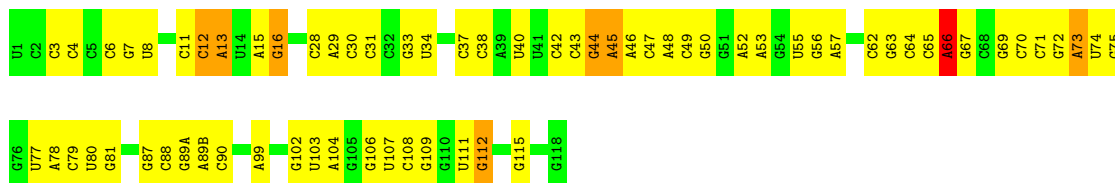


U2786	A1676	C1790	C1887	G1989	A2062	G2194	A2288	A2366	G2447	C2619	A712B	U2786
C2787	A1677	C1791	G1888	U1990	C2063	C2195	G2289	G2367	A2448	C2620	A7113	C2787
C2788	U1678	A1791	A1888	U1991	C2064	C2196	C2293	G2371	U2449	A2542	G2714	C2788
C2789	U1679	G1794	C1889	U1992	C2065	C2197	C2294	G2372	A2451	G2543	G2715	C2789
C2790	U1680	U1794	C1890	U1993	C2066	C2198	C2295	G2373	A2452	G2544	G2716	C2790
C2791	G1681	U1795	C1891	U1994	G2067	U2208	U2296	A2376	A2459	G2549	G2717	C2791
G2792	G1682	U1796	A1900	C1994	U2068	U2209	G2304	A2377	A2460	U2552	G2722	G2792
G2793	C1683	C1797	A1901	U1995	G2069	G2210	A2305	A2378	U2462	G2553	C2723	G2793
C2794	C1684	U1798	C1902	U1996	A2071	G2211	A2306	G2379	U2463	U2554	C2724	C2794
C2795	U1688	C1800	G1903	U1997	G1998	A2212	G2307	G2383	A2468	U2562	A2725	U2797
U2797	A1689	G1801	G1906	C1999	U2074	U2213	G2308	G2384	G2469	G2563	U2726	U2797
C2798	U1692	A1802	A1913	G2004	U2075	G2215	A2309	C2385	G2470	U2564	G2727	C2798
A2801	U1693	A1803	C1914	G2005	C2078	A2225	A2310	C2386	A2476	U2565	G2728	A2801
C2802	C1694	C1804	U1915	G2010	U2079	C2226	A2311	C2387	A2477	A2566	G2729	C2802
C2803	G1695	G1809	U1916	U2011	G2080	G2227	U2312	G2389	A2478	G2567	G2730	C2803
C2804	G1696	A1810	U1917	G2012	G2081	A2228	G2313	G2390	G2479	G2568	G2731	C2804
C2805	G1697	A1811	U1918	A2013	U2082	C2229	G2314	U2391	A2480	G2569	G2732	C2805
G2807	A1698	A1812	A1919	A2014	G2087	G2230	G2315	G2392	G2481	G2570	A2733	G2807
U2808	G1699	G1813	C1920	A2015	G2090	G2233	G2316	A2393	G2482	G2571	A2734	G2808
A2809	A1700	A1816	U1926	G2019	G2091	U2234	G2317	A2394	G2483	U2572	G2735	A2809
C2814	U1709	G1817	U1927	A2020	G2092	G2235	G2318	A2395	G2484	A2573	A2740	C2814
C2815	C1710	U1818	G1929	A2021	G2093	U2236	G2319	C2396	G2485	G2574	A2741	C2815
C2816	C1711	A1819	G1930	U2022	C2094	G2238	G2320	G2400	G2486	G2575	A2742	C2816
G2817	G1717	A1820	U1931	G2023	G2095	G2239	G2321	U2401	G2487	A2577	G2743	G2817
G2818	G1824	G1824	U1932	G2024	C2096	U2243	G2322	C2402	A2488	G2578	G2744	G2818
G2819	A1825	A1825	G1933	G2025	U2099	U2244	G2323	C2403	G2489	G2579	U2745	G2819
A2821	G1826	G1826	U1934	C2026	G2098	U2245	G2324	C2404	G2490	U2580	A2746	A2821
A2822	C1827	C1827	A1936	C2027	U2099	U2246	G2325	C2405	U2491	G2581	A2747	A2822
A2823	A1729	A1827	A1937	U2028	G2102	G2246	G2326	G2411	U2492	G2582	A2748	A2823
G2830	G1733	A1828	A1938	U2029	G2103	A2247	G2327	G2415	G2493	U2583	A2749	G2830
G2834	U1750	A1829	U1939	G2030	G2104	C2248	G2328	C2416	G2494	U2584	A2750	G2834
A2835	C1751	A1830	C1734	A2031	G2105	U2249	G2329	U2419	G2495	U2585	A2751	A2835
G2837	C1751	G1831	U1735	A2032	C2106	G2250	G2330	C2420	U2504	G2586	A2752	G2837
G2838	A1743	U1833	G1743	U2034	G2107	G2251	G2331	G2421	G2505	A2590	A2753	G2838
G2839	G1748	U1834	G1748	G2035	U2034	U2252	A2335	A2422	U2506	C2591	A2754	G2839
G2840	A1749	G1838	A1749	G2036	G2036	U2253	A2336	U2423	G2507	G2592	A2755	G2840
A2846	G1750	G1839	G1750	G2037	C2036	U2254	A2337	C2424	G2509	U2593	A2756	A2846
U2847	C1751	A1847	C1751	G2038	U1955	U2255	G2338	A2425	U2510	G2594	A2757	U2847
G2848	A1759	A1847	A1759	C2039	U1956	G2256	G2339	A2426	U2511	C2598	A2758	G2848
U2849	A1760	G1850	A1760	C2040	C1961	U2257	G2340	C2427	G2512	A2599	A2759	U2849
A2850	C1761	U1851	C1761	U2041	U1963	U2258	C2341	G2428	G2513	G2602	A2760	A2850
A2851	A1762	C1852	A1762	A2042	U1964	U2259	C2342	G2429	U2514	G2603	A2761	A2851
G2853	G1763	C1852	G1763	G2043	A1966	U2271	C2343	U2431	U2515	U2604	A2762	G2853
G2854	G1764	G1855	G1764	A2044	U1967	U2272	G2344	U2432	G2516	U2605	A2763	G2854
G2867	A1773	G1858	A1773	G2049	A1970	U2273	G2345	A2434	G2517	G2606	A2764	G2867
A2868	G1776	G1862	G1776	C2050	A1971	U2274	G2346	A2435	U2518	G2607	A2765	A2868
G2869	U1777	G1863	U1777	A2051	A1972	U2275	G2347	G2436	U2519	U2609	A2766	G2869
G2869	G1778	G1863	G1778	G2052	A1973	A2276	C2347	U2437	C2520	G2611	A2767	G2869
C2870	U1778	G1863	U1778	C2055	A1974	G2282	C2348	U2438	G2527	U2612	A2768	C2870
C2871	A1871	G1863	A1871	G2056	A1975	G2283	C2349	C2440	U2529	G2613	A2769	C2871
C2872	A1872	G1863	A1872	A2058	A1976	G2284	C2350	C2441	A2531	U2614	A2770	C2872
A2873	A1884	G1863	A1884	A2059	A1977	G2285	C2351	G2442	G2444	C2617	A2771	A2873
				A2060	A1978	G2286	C2352	G2443	G2445	G2618	A2772	
				G2061	A1979	G2287	C2353	G2444	G2446			
					A1980	G2288	C2354	G2445	G2446			
					A1981	G2289	C2355	G2446	G2447			
					A1982	G2290	C2356	G2447	G2448			
					A1983	G2291	C2357	G2448	G2449			
					A1984	G2292	C2358	G2449	G2450			
					A1985	G2293	C2359	G2450	G2451			
					A1986	G2294	C2360	G2451	G2452			
					A1987	G2295	C2361	G2452	G2453			
					A1988	G2296	C2362	G2453	G2454			
					A1989	G2297	C2363	G2454	G2455			
					A1990	G2298	C2364	G2455	G2456			
					A1991	G2299	C2365	G2456	G2457			
					A1992	G2300	C2366	G2457	G2458			
					A1993	G2301	C2367	G2458	G2459			
					A1994	G2302	C2368	G2459	G2460			
					A1995	G2303	C2369	G2460	G2461			
					A1996	G2304	C2370	G2461	G2462			
					A1997	G2305	C2371	G2462	G2463			
					A1998	G2306	C2372	G2463	G2464			
					A1999	G2307	C2373	G2464	G2465			
					A2000	G2308	C2374	G2465	G2466			
					A2001	G2309	C2375	G2466	G2467			
					A2002	G2310	C2376	G2467	G2468			
					A2003	G2311	C2377	G2468	G2469			
					A2004	G2312	C2378	G2469	G2470			
					A2005	G2313	C2379	G2470	G2471			
					A2006	G2314	C2380	G2471	G2472			
					A2007	G2315	C2381	G2472	G2473			
					A2008	G2316	C2382	G2473	G2474			
					A2009	G2317	C2383	G2474	G2475			
					A2010	G2318	C2384	G2475	G2476			
					A2011	G2319	C2385	G2476	G2477			
					A2012	G2320	C2386	G2477	G2478			
					A2013	G2321	C2387	G2478	G2479			
					A2014	G2322	C2388	G2479	G2480			
					A2015	G2323	C2389	G2480	G2481			
					A2016	G2324	C2390	G2481	G2482			
					A2017	G2325	C2391	G2482	G2483			
					A2018	G2326	C2392	G2483	G2484			
					A2019	G2327	C2393	G2484	G2485			
					A2020	G2328	C2394	G2485	G2486			
					A2021	G2329	C2395	G2486	G2487			
					A2022	G2330	C2396	G2487	G2488			
					A2023	G2331	C2397	G2488	G2489			
					A2024	G2332	C2398	G2489	G2490			
					A2025	G2333	C2399	G2490	G2491			
					A2026	G2334	C2400	G2491	G2492			
					A2027	G2335	C2401	G2492	G2493			
					A2028	G2336	C2402	G2493	G2494			
					A2029	G2337	C2403	G2494	G2495			
					A2030	G2338	C2404	G2495	G2496			
					A2031	G2339	C2405	G2496	G2497			
					A2032	G2340	C2406	G2497	G2498			
					A2033	G2341	C2407	G2498	G2499			
					A2034	G2342	C2408	G2499	G2500			
					A2035	G2343	C2409	G2500	G2501			
					A2036	G2344	C2410	G2501	G2502			
					A2037	G2345	C2411	G2502	G2503			
					A2038	G2346	C2412	G2503	G2504			
					A2039	G2347	C2413	G2504	G2505			
					A2040	G2348	C2414	G2505	G2506			
					A2041	G2349	C2415	G2506	G2507			
					A2042	G2350	C2416	G2507	G2508			
					A2043	G2351	C2417	G2508	G2509			
					A2044	G2352	C2418	G2509	G2510			
					A2045	G2353	C2419	G2510	G2511			
					A2046	G2354	C2420	G2511	G2512			
					A2047	G2355	C2421	G2512	G2513			</



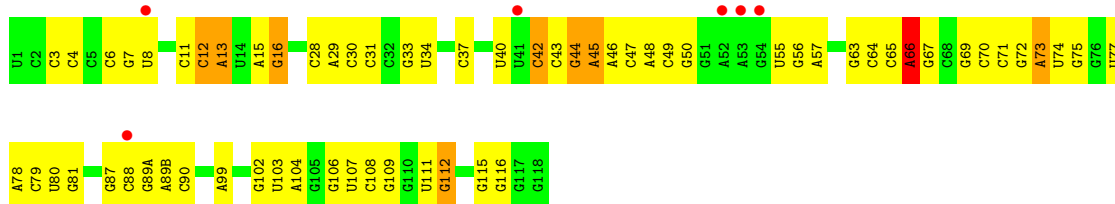
- Molecule 24: 5S ribosomal RNA

Chain BB: 44% 50% 6%



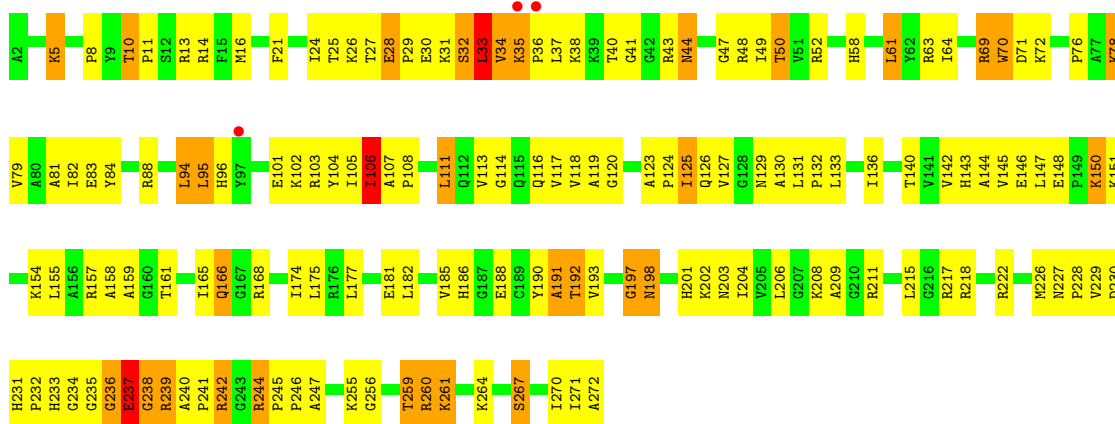
- Molecule 24: 5S ribosomal RNA

Chain DB: 5% 46% 46% 7%



- Molecule 25: 50S ribosomal protein L2

Chain BC: 43% 44% 11%



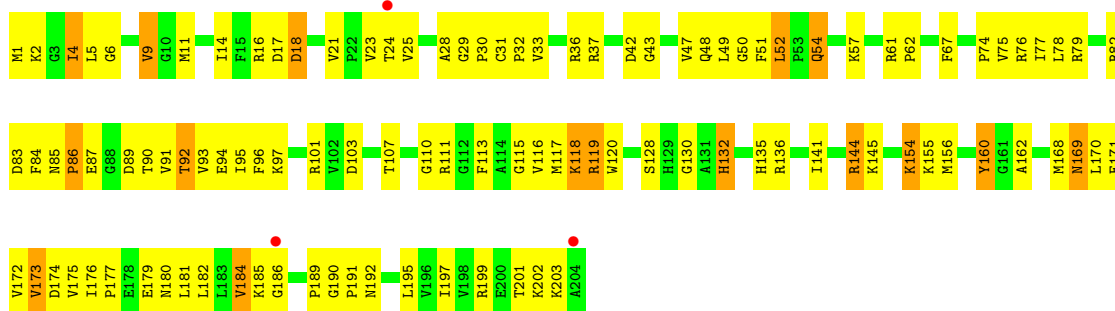
- Molecule 25: 50S ribosomal protein L2

Chain DC: 42% 46% 11%





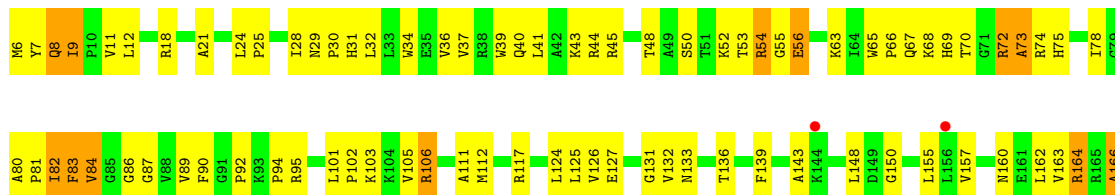
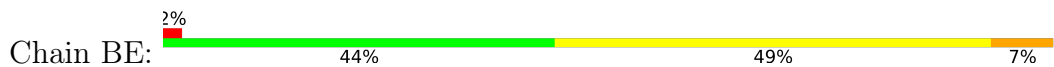
• Molecule 26: 50S ribosomal protein L3

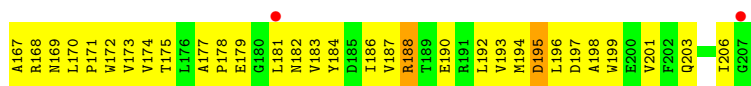


• Molecule 26: 50S ribosomal protein L3

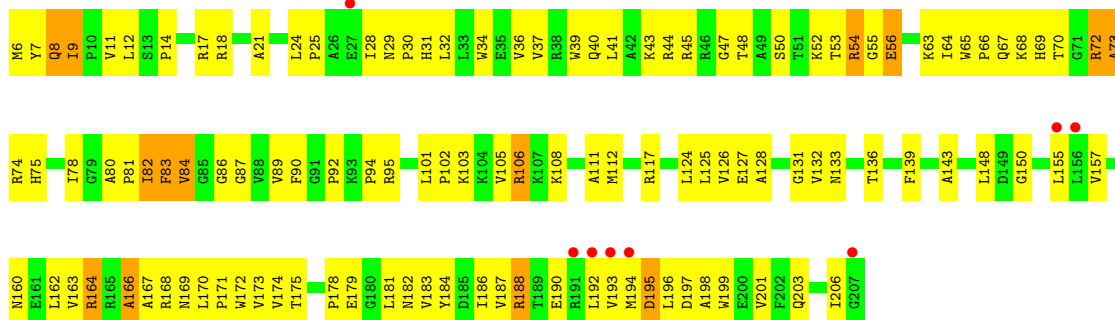


• Molecule 27: 50S ribosomal protein L4

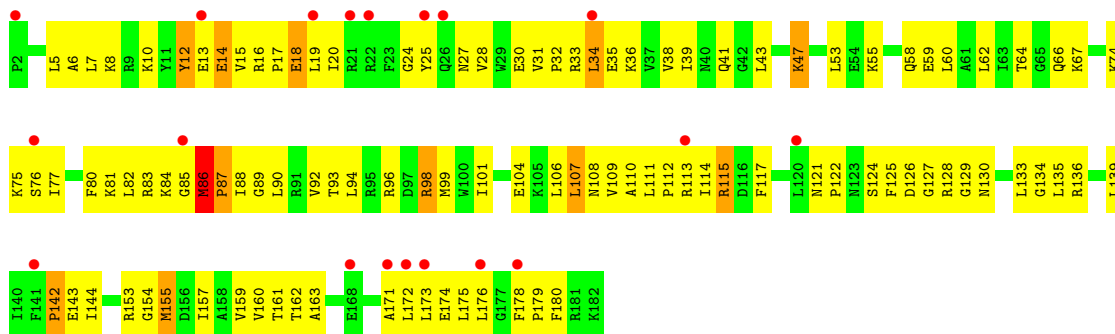




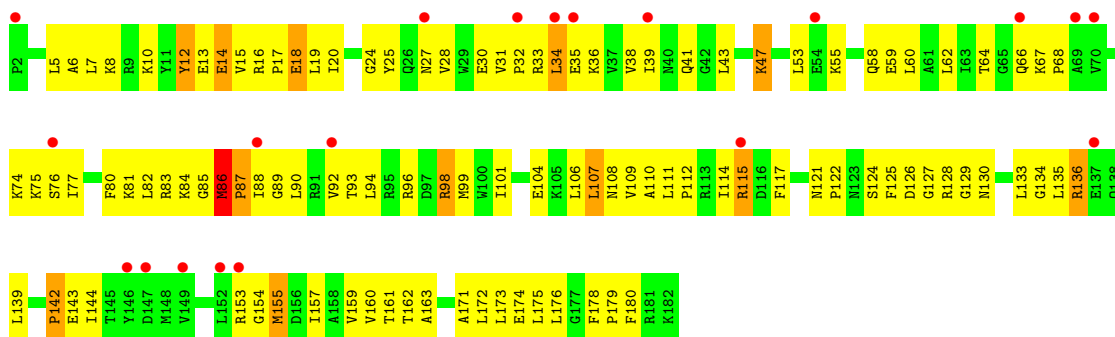
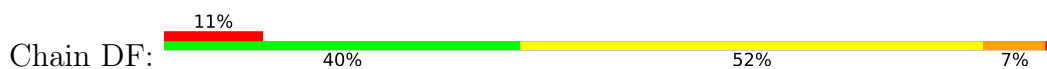
- Molecule 27: 50S ribosomal protein L4



- Molecule 28: 50S ribosomal protein L5

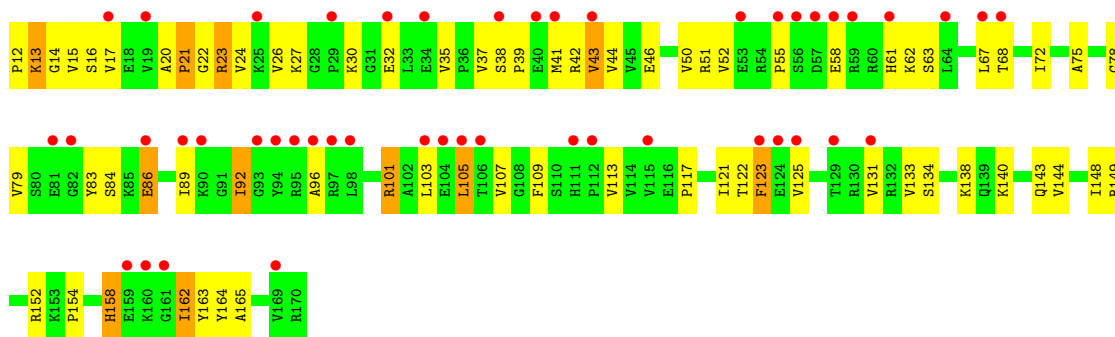


- Molecule 28: 50S ribosomal protein L5

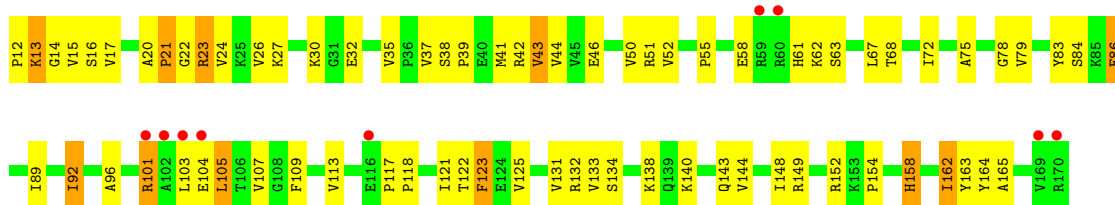


- Molecule 29: 50S ribosomal protein L6

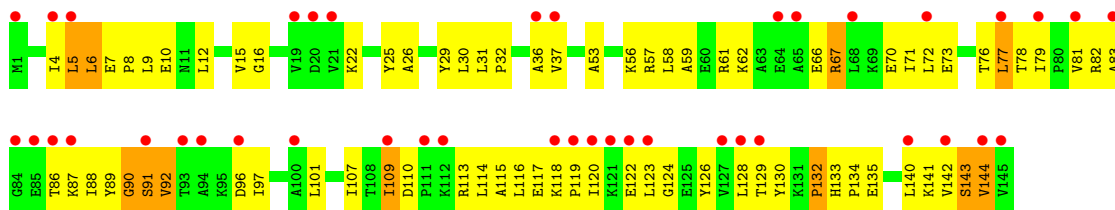




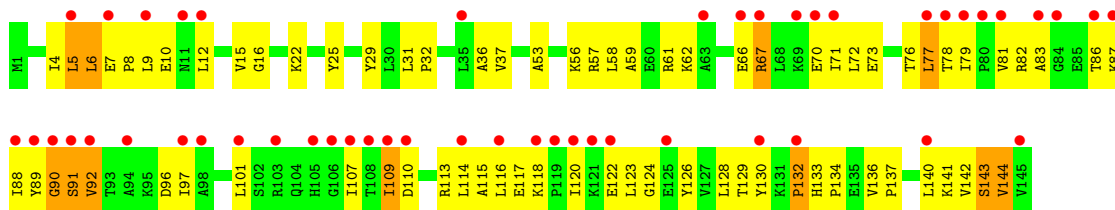
• Molecule 29: 50S ribosomal protein L6



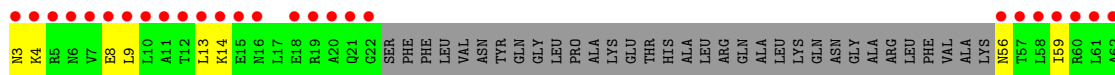
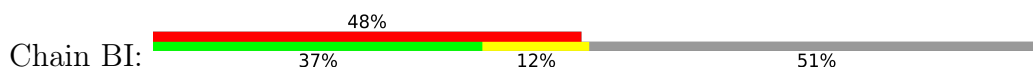
• Molecule 30: 50S ribosomal protein L9

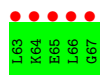


• Molecule 30: 50S ribosomal protein L9


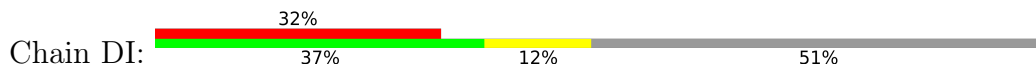


• Molecule 31: 50S ribosomal protein L10

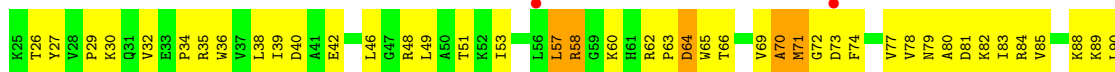




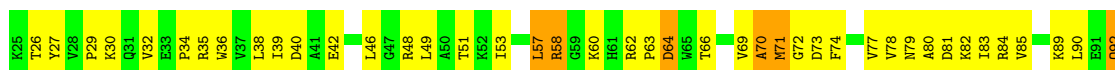
- Molecule 31: 50S ribosomal protein L10



- Molecule 32: 50S ribosomal protein L13



- Molecule 32: 50S ribosomal protein L13

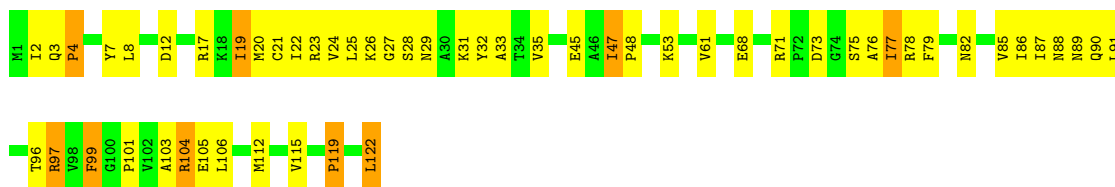


- Molecule 33: 50S ribosomal protein L14



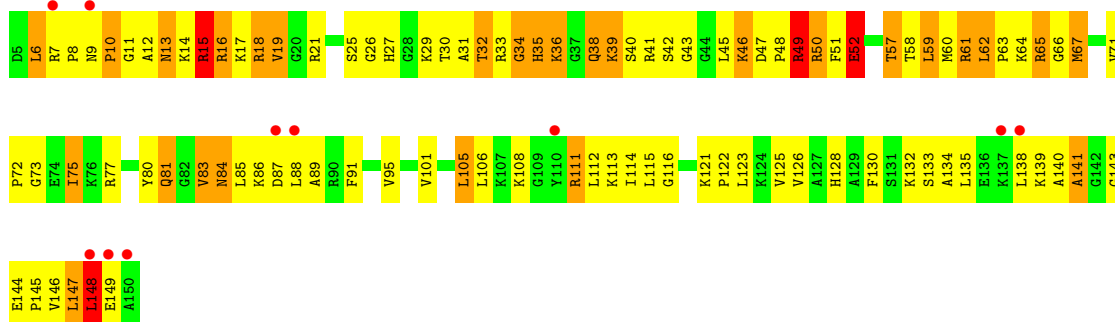
- Molecule 33: 50S ribosomal protein L14

Chain DK:  55% 38% 7%



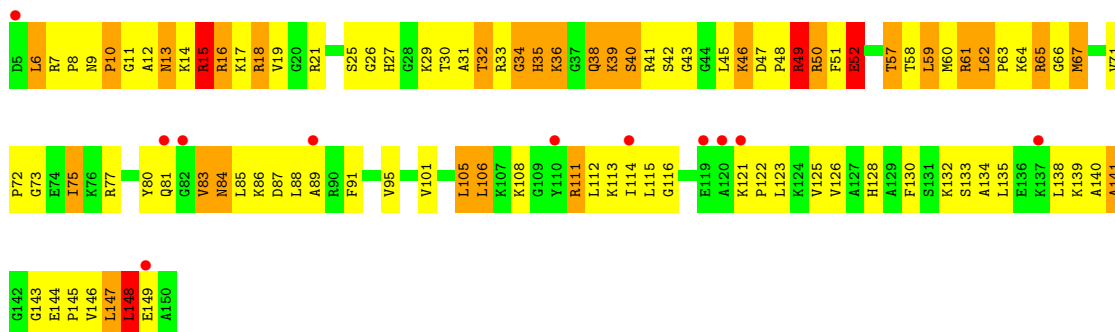
- Molecule 34: 50S ribosomal protein L15

Chain BL:  7% 32% 46% 19%



- Molecule 34: 50S ribosomal protein L15

Chain DL:  8% 32% 46% 19%

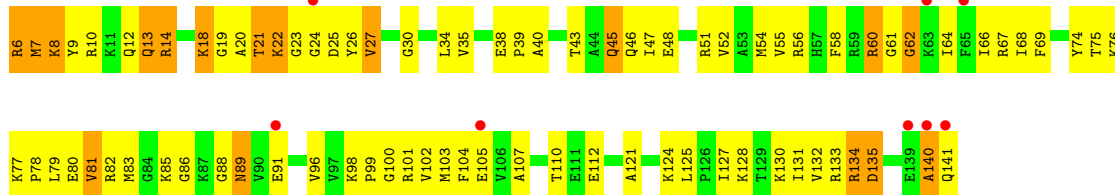


- Molecule 35: 50S ribosomal protein L16

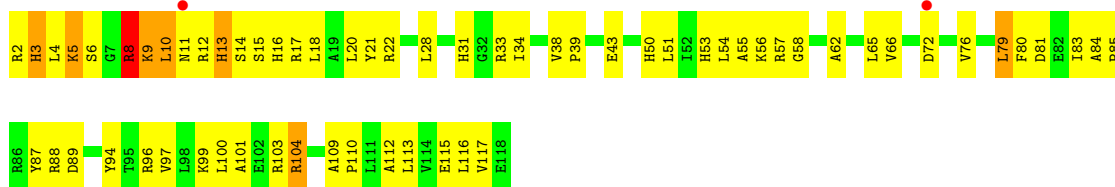
Chain BM:  3% 41% 46% 12%



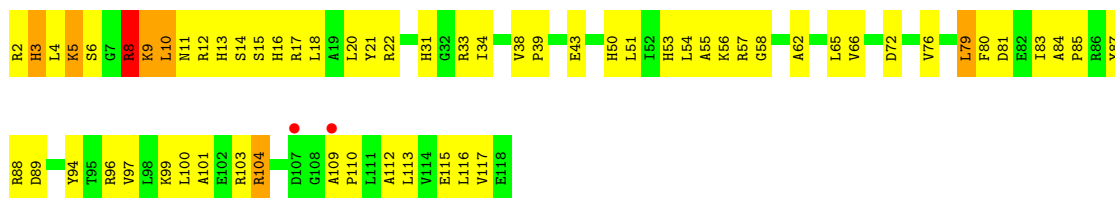
- Molecule 35: 50S ribosomal protein L16



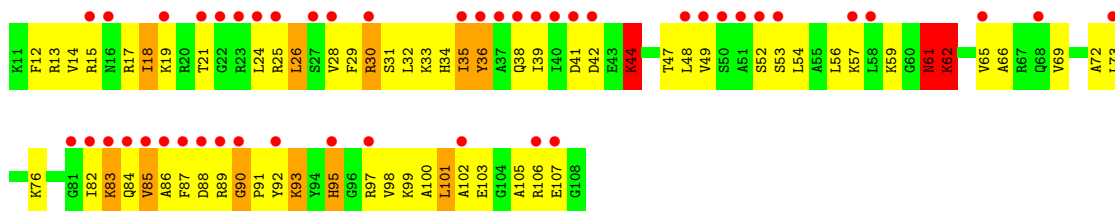
- Molecule 36: 50S ribosomal protein L17



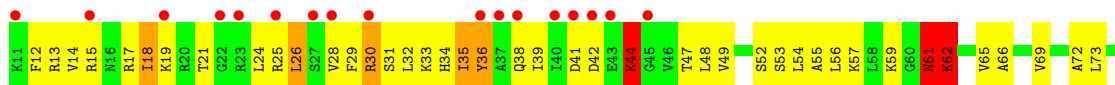
- Molecule 36: 50S ribosomal protein L17



- Molecule 37: 50S ribosomal protein L18




- Molecule 37: 50S ribosomal protein L18

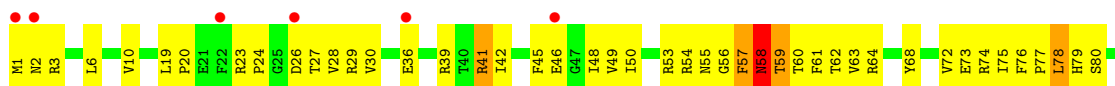




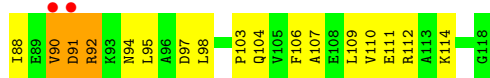
- Molecule 38: 50S ribosomal protein L19



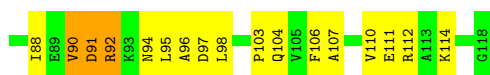
- Molecule 38: 50S ribosomal protein L19



- Molecule 39: 50S ribosomal protein L20

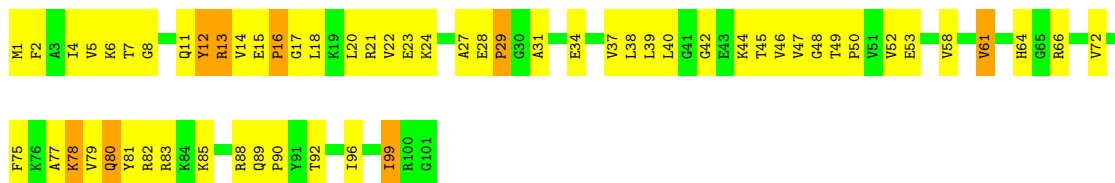


- Molecule 39: 50S ribosomal protein L20



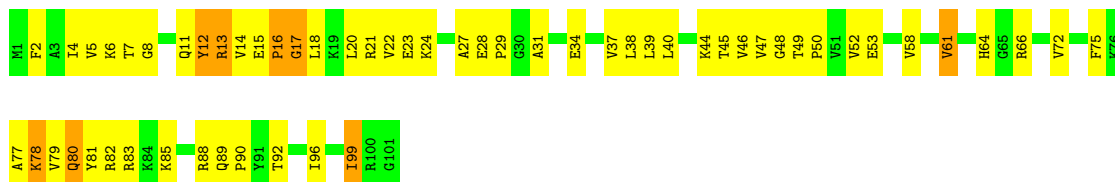
- Molecule 40: 50S ribosomal protein L21





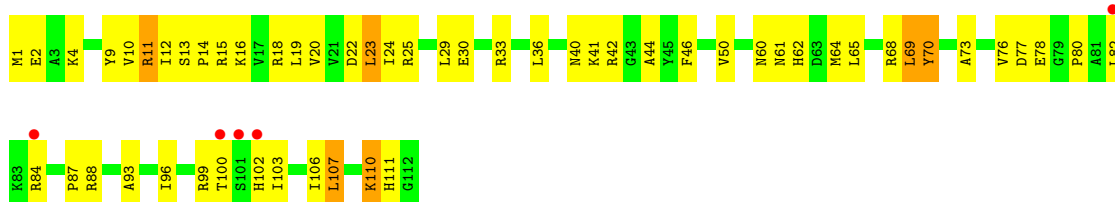
- Molecule 40: 50S ribosomal protein L21

Chain DR: 44% 49% 8%



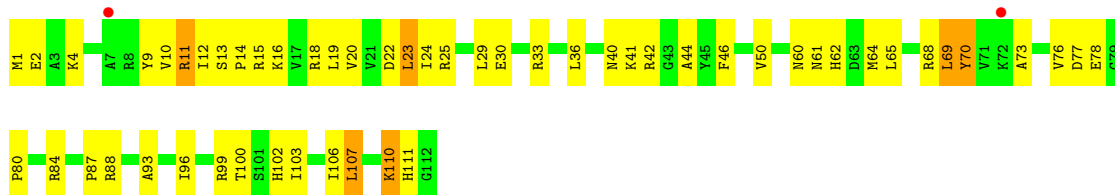
- Molecule 41: 50S ribosomal protein L22

Chain BS: 4% 51% 44% 5%



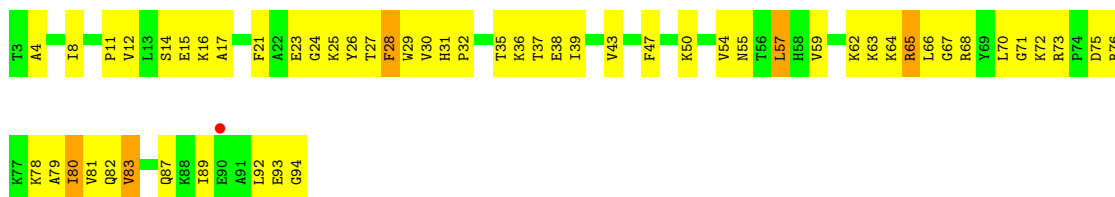
- Molecule 41: 50S ribosomal protein L22

Chain DS: 2% 52% 43% 5%




- Molecule 42: 50S ribosomal protein L23

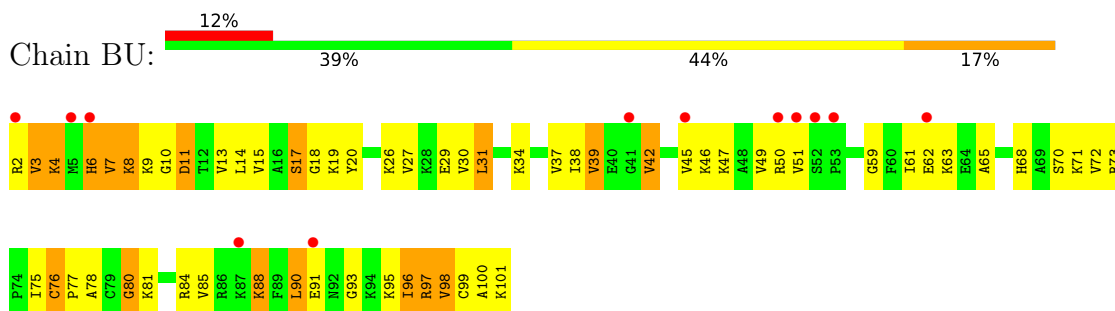
Chain BT: % 40% 54% 5%



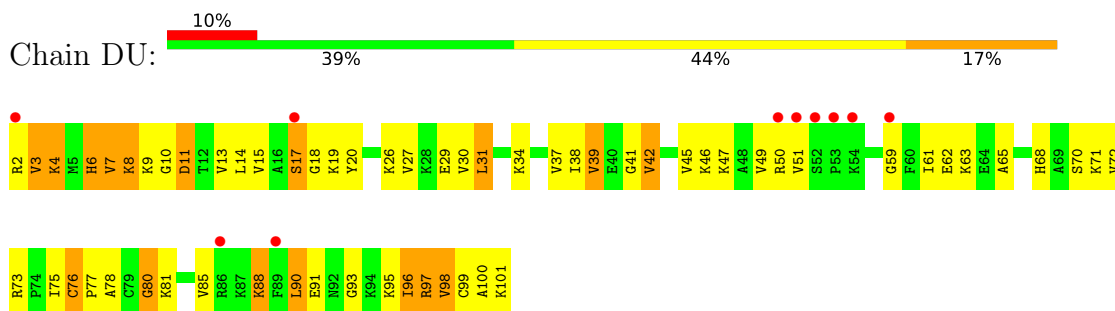
- Molecule 42: 50S ribosomal protein L23



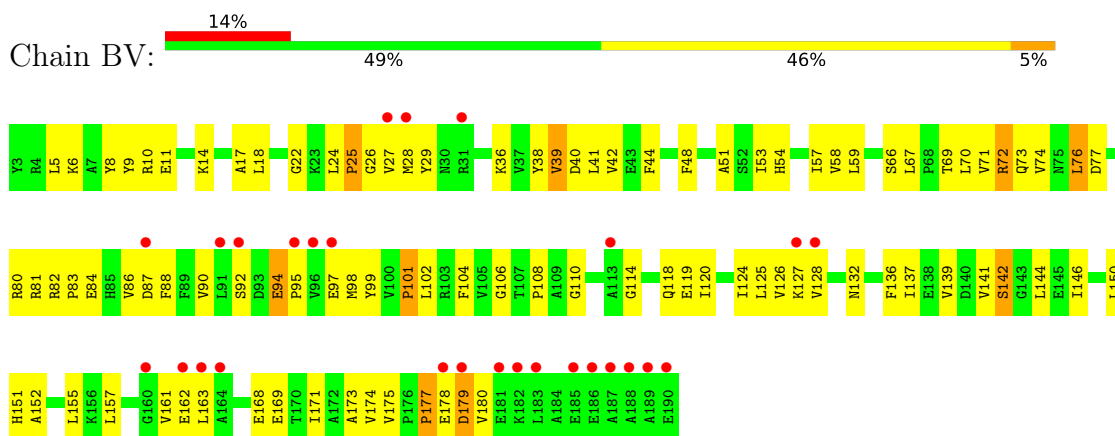
- Molecule 43: 50S ribosomal protein L24



- Molecule 43: 50S ribosomal protein L24

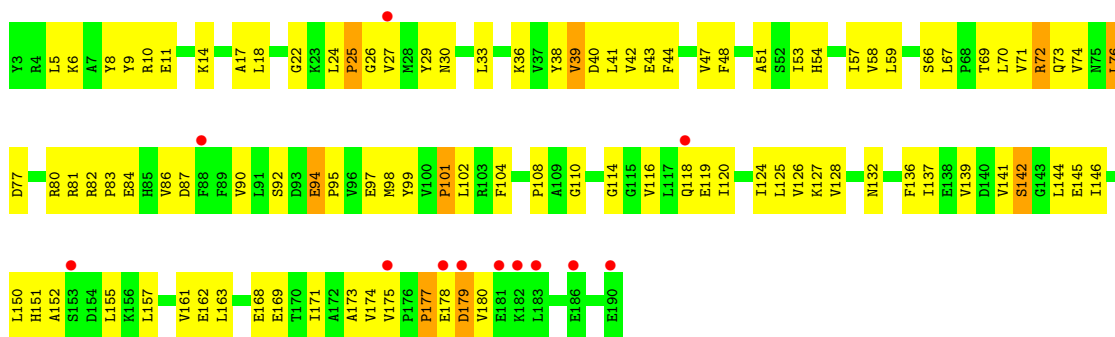


- Molecule 44: 50S ribosomal protein L25

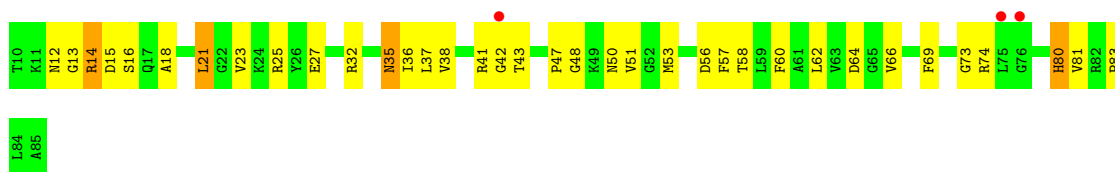


- Molecule 44: 50S ribosomal protein L25





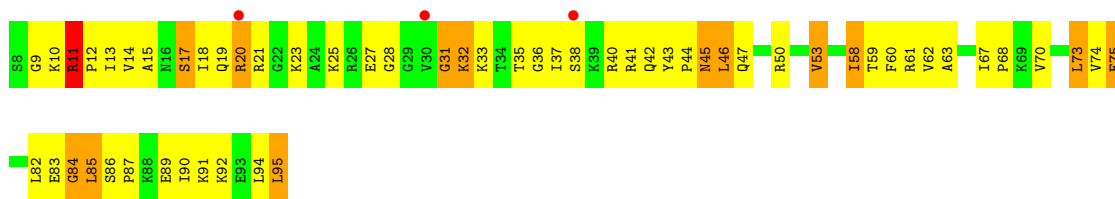
• Molecule 45: 50S ribosomal protein L27




• Molecule 45: 50S ribosomal protein L27



• Molecule 46: 50S ribosomal protein L28



• Molecule 46: 50S ribosomal protein L28





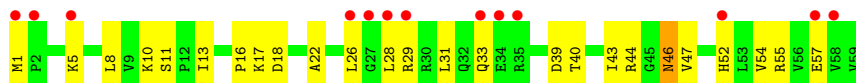
- Molecule 47: 50S ribosomal protein L29



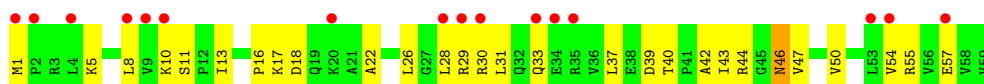
- Molecule 47: 50S ribosomal protein L29



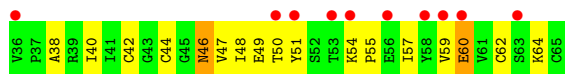
- Molecule 48: 50S ribosomal protein L30



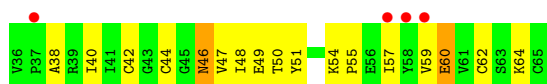
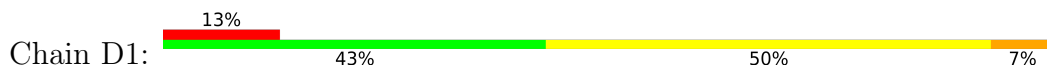
- Molecule 48: 50S ribosomal protein L30



- Molecule 49: 50S ribosomal protein L31



- Molecule 49: 50S ribosomal protein L31



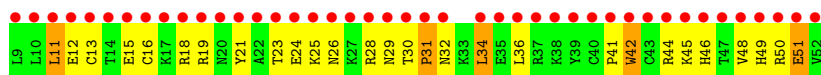
- Molecule 50: 50S ribosomal protein L32



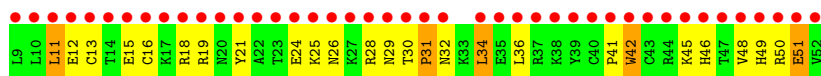
- Molecule 50: 50S ribosomal protein L32



- Molecule 51: 50S ribosomal protein L33



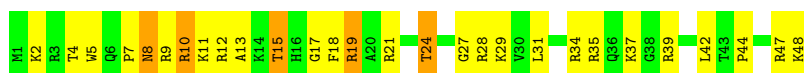
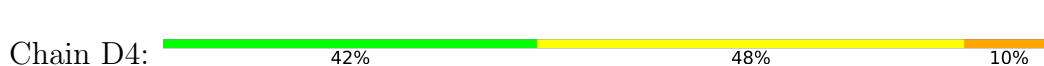
- Molecule 51: 50S ribosomal protein L33



- Molecule 52: 50S ribosomal protein L34



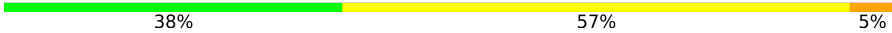
- Molecule 52: 50S ribosomal protein L34

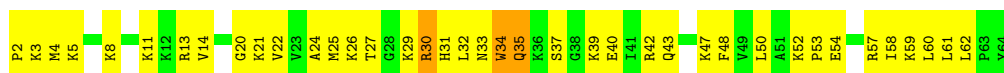


- Molecule 53: 50S ribosomal protein L35



- Molecule 53: 50S ribosomal protein L35

Chain D5:  38% 57% 5%



4 Data and refinement statistics

Property	Value	Source
Space group	P 21 21 21	Depositor
Cell constants a, b, c, α , β , γ	211.94Å 455.59Å 618.02Å 90.00° 90.00° 90.00°	Depositor
Resolution (Å)	50.00 – 3.50 60.01 – 3.49	Depositor EDS
% Data completeness (in resolution range)	99.9 (50.00-3.50) 99.6 (60.01-3.49)	Depositor EDS
R_{merge}	(Not available)	Depositor
R_{sym}	(Not available)	Depositor
$\langle I/\sigma(I) \rangle$ ¹	1.61 (at 3.49Å)	Xtrriage
Refinement program	PHENIX 1.5_2, CNS	Depositor
R, R_{free}	0.233 , 0.264 0.229 , 0.263	Depositor DCC
R_{free} test set	7410 reflections (0.99%)	wwPDB-VP
Wilson B-factor (Å ²)	106.2	Xtrriage
Anisotropy	0.163	Xtrriage
Bulk solvent k_{sol} (e/Å ³), B_{sol} (Å ²)	0.25 , 110.2	EDS
L-test for twinning ²	$\langle L \rangle = 0.38$, $\langle L^2 \rangle = 0.21$	Xtrriage
Estimated twinning fraction	No twinning to report.	Xtrriage
F_o, F_c correlation	0.91	EDS
Total number of atoms	283641	wwPDB-VP
Average B, all atoms (Å ²)	127.0	wwPDB-VP

Xtrriage's analysis on translational NCS is as follows: *The largest off-origin peak in the Patterson function is 1.63% of the height of the origin peak. No significant pseudotranslation is detected.*

¹Intensities estimated from amplitudes.

²Theoretical values of $\langle |L| \rangle$, $\langle L^2 \rangle$ for acentric reflections are 0.5, 0.333 respectively for untwinned datasets, and 0.375, 0.2 for perfectly twinned datasets.

5 Model quality i

5.1 Standard geometry i

Bond lengths and bond angles in the following residue types are not validated in this section: MG, ZN

The Z score for a bond length (or angle) is the number of standard deviations the observed value is removed from the expected value. A bond length (or angle) with $|Z| > 5$ is considered an outlier worth inspection. RMSZ is the root-mean-square of all Z scores of the bond lengths (or angles).

Mol	Chain	Bond lengths		Bond angles	
		RMSZ	# Z >5	RMSZ	# Z >5
1	AA	0.45	0/36238	0.90	34/56561 (0.1%)
1	CA	0.44	0/36238	0.90	34/56561 (0.1%)
2	AB	0.21	0/1936	0.38	0/2609
2	CB	0.21	0/1936	0.38	0/2609
3	AC	0.21	0/1637	0.37	0/2205
3	CC	0.21	0/1637	0.37	0/2205
4	AD	0.24	0/1733	0.40	0/2318
4	CD	0.23	0/1733	0.39	0/2318
5	AE	0.24	0/1172	0.41	0/1576
5	CE	0.23	0/1172	0.40	0/1576
6	AF	0.23	0/856	0.42	0/1154
6	CF	0.23	0/856	0.43	0/1154
7	AG	0.21	0/1276	0.36	0/1709
7	CG	0.22	0/1276	0.36	0/1709
8	AH	0.23	0/1136	0.41	0/1527
8	CH	0.22	0/1136	0.41	0/1527
9	AI	0.22	0/1029	0.38	0/1378
9	CI	0.22	0/1029	0.38	0/1378
10	AJ	0.21	0/808	0.39	0/1085
10	CJ	0.21	0/808	0.39	0/1085
11	AK	0.23	0/900	0.40	0/1213
11	CK	0.23	0/900	0.40	0/1213
12	AL	0.25	0/987	0.46	0/1320
12	CL	0.24	0/987	0.46	0/1320
13	AM	0.24	0/939	0.41	0/1258
13	CM	0.24	0/939	0.41	0/1258
14	AN	0.23	0/501	0.37	0/664
14	CN	0.22	0/501	0.37	0/664
15	AO	0.24	0/745	0.38	0/992
15	CO	0.24	0/745	0.38	0/992
16	AP	0.36	1/717 (0.1%)	0.44	0/963
16	CP	0.44	1/717 (0.1%)	0.45	0/963

Mol	Chain	Bond lengths		Bond angles	
		RMSZ	# Z >5	RMSZ	# Z >5
17	AQ	0.24	0/837	0.41	0/1117
17	CQ	0.23	0/837	0.40	0/1117
18	AR	0.24	0/579	0.42	0/768
18	CR	0.23	0/579	0.42	0/768
19	AS	0.20	0/643	0.37	0/865
19	CS	0.21	0/643	0.37	0/865
20	AT	0.23	0/764	0.39	0/1006
20	CT	0.22	0/764	0.39	0/1006
21	AU	0.20	0/213	0.37	0/277
21	CU	0.19	0/213	0.37	0/277
22	AV	0.43	0/821	0.86	2/1275 (0.2%)
22	CV	0.44	0/821	0.86	2/1275 (0.2%)
23	BA	0.51	0/66575	1.03	115/103930 (0.1%)
23	DA	0.54	0/66575	1.04	119/103930 (0.1%)
24	BB	0.44	0/2853	0.92	1/4451 (0.0%)
24	DB	0.44	0/2853	0.93	2/4451 (0.0%)
25	BC	0.33	0/2155	0.51	0/2905
25	DC	0.34	0/2155	0.52	0/2905
26	BD	0.27	0/1597	0.48	0/2153
26	DD	0.27	0/1597	0.48	0/2153
27	BE	0.29	0/1622	0.46	0/2194
27	DE	0.31	0/1622	0.47	0/2194
28	BF	0.23	0/1500	0.42	0/2017
28	DF	0.23	0/1500	0.42	0/2017
29	BG	0.22	0/1246	0.42	0/1682
29	DG	0.24	0/1246	0.43	0/1682
30	BH	0.29	0/1148	0.46	0/1552
30	DH	0.31	0/1148	0.47	0/1552
31	BI	0.21	0/252	0.38	0/333
31	DI	0.22	0/252	0.38	0/333
32	BJ	0.26	0/1124	0.47	0/1515
32	DJ	0.27	0/1124	0.47	0/1515
33	BK	0.27	0/942	0.48	0/1268
33	DK	0.28	0/942	0.49	0/1268
34	BL	0.30	0/1131	0.56	0/1504
34	DL	0.32	0/1131	0.57	0/1504
35	BM	0.30	0/1099	0.49	0/1468
35	DM	0.30	0/1099	0.50	0/1468
36	BN	0.26	0/974	0.45	0/1302
36	DN	0.27	0/974	0.45	0/1302
37	BO	0.23	0/779	0.42	0/1036
37	DO	0.24	0/779	0.42	0/1036
38	BP	0.27	0/1158	0.44	0/1544

Mol	Chain	Bond lengths		Bond angles	
		RMSZ	# Z >5	RMSZ	# Z >5
38	DP	0.27	0/1158	0.44	0/1544
39	BQ	0.29	0/970	0.46	0/1290
39	DQ	0.31	0/970	0.47	0/1290
40	BR	0.27	0/790	0.45	0/1057
40	DR	0.29	0/790	0.46	0/1057
41	BS	0.31	0/902	0.51	0/1209
41	DS	0.30	0/902	0.50	0/1209
42	BT	0.30	0/740	0.49	0/993
42	DT	0.33	0/740	0.50	0/993
43	BU	0.25	0/789	0.44	0/1051
43	DU	0.26	0/789	0.45	0/1051
44	BV	0.23	0/1524	0.44	0/2068
44	DV	0.23	0/1524	0.45	0/2068
45	BW	0.26	0/613	0.43	0/816
45	DW	0.27	0/613	0.43	0/816
46	BX	0.30	0/702	0.56	0/932
46	DX	0.31	0/702	0.57	0/932
47	BY	0.29	0/523	0.52	0/690
47	DY	0.31	0/523	0.54	0/690
48	BZ	0.23	0/473	0.41	0/634
48	DZ	0.24	0/473	0.41	0/634
49	B1	0.20	0/229	0.38	0/309
49	D1	0.20	0/229	0.38	0/309
50	B2	0.28	0/419	0.51	0/567
50	D2	0.28	0/419	0.51	0/567
51	B3	0.21	0/388	0.40	0/518
51	D3	0.21	0/388	0.40	0/518
52	B4	0.34	0/427	0.52	0/561
52	D4	0.38	0/427	0.53	0/561
53	B5	0.31	0/516	0.50	0/679
53	D5	0.32	0/516	0.51	0/679
All	All	0.44	2/305254 (0.0%)	0.87	309/456136 (0.1%)

Chiral center outliers are detected by calculating the chiral volume of a chiral center and verifying if the center is modelled as a planar moiety or with the opposite hand. A planarity outlier is detected by checking planarity of atoms in a peptide group, atoms in a mainchain group or atoms of a sidechain that are expected to be planar.

Mol	Chain	#Chirality outliers	#Planarity outliers
28	BF	0	1
28	DF	0	1
34	BL	0	1

Continued on next page...

Continued from previous page...

Mol	Chain	#Chirality outliers	#Planarity outliers
34	DL	0	1
All	All	0	4

All (2) bond length outliers are listed below:

Mol	Chain	Res	Type	Atoms	Z	Observed(Å)	Ideal(Å)
16	CP	48	TRP	CG-CD1	7.51	1.47	1.36
16	AP	48	TRP	CG-CD1	6.09	1.45	1.36

The worst 5 of 309 bond angle outliers are listed below:

Mol	Chain	Res	Type	Atoms	Z	Observed(°)	Ideal(°)
23	BA	945	A	C1'-O4'-C4'	-10.48	101.52	109.90
23	BA	1786	A	C1'-O4'-C4'	-10.25	101.70	109.90
23	DA	676	A	C1'-O4'-C4'	-9.79	102.07	109.90
23	DA	1786	A	C1'-O4'-C4'	-9.78	102.07	109.90
23	DA	945	A	C1'-O4'-C4'	-9.73	102.11	109.90

There are no chirality outliers.

All (4) planarity outliers are listed below:

Mol	Chain	Res	Type	Group
28	BF	75	LYS	Peptide
34	BL	52	GLU	Peptide
28	DF	75	LYS	Peptide
34	DL	52	GLU	Peptide

5.2 Too-close contacts [\(i\)](#)

In the following table, the Non-H and H(model) columns list the number of non-hydrogen atoms and hydrogen atoms in the chain respectively. The H(added) column lists the number of hydrogen atoms added and optimized by MolProbity. The Clashes column lists the number of clashes within the asymmetric unit, whereas Symm-Clashes lists symmetry-related clashes.

Mol	Chain	Non-H	H(model)	H(added)	Clashes	Symm-Clashes
1	AA	32372	0	16339	682	0
1	CA	32372	0	16339	694	0
2	AB	1901	0	1951	103	0
2	CB	1901	0	1951	103	0
3	AC	1613	0	1677	95	0

Continued on next page...

Continued from previous page...

Mol	Chain	Non-H	H(model)	H(added)	Clashes	Symm-Clashes
3	CC	1613	0	1677	95	0
4	AD	1703	0	1764	100	0
4	CD	1703	0	1765	92	0
5	AE	1156	0	1213	68	0
5	CE	1156	0	1213	66	0
6	AF	843	0	857	46	0
6	CF	843	0	857	46	0
7	AG	1257	0	1296	60	0
7	CG	1257	0	1296	62	0
8	AH	1116	0	1177	57	0
8	CH	1116	0	1177	59	0
9	AI	1011	0	1043	62	0
9	CI	1011	0	1043	58	0
10	AJ	795	0	840	59	0
10	CJ	795	0	840	59	0
11	AK	885	0	904	56	0
11	CK	885	0	904	50	0
12	AL	971	0	1057	60	0
12	CL	971	0	1057	66	0
13	AM	929	0	987	66	0
13	CM	929	0	987	64	0
14	AN	492	0	529	29	0
14	CN	492	0	533	26	0
15	AO	734	0	771	26	0
15	CO	734	0	771	29	0
16	AP	701	0	720	30	0
16	CP	701	0	720	38	0
17	AQ	824	0	893	42	0
17	CQ	824	0	893	44	0
18	AR	574	0	644	30	0
18	CR	574	0	644	32	0
19	AS	630	0	652	59	0
19	CS	630	0	652	54	0
20	AT	762	0	859	32	0
20	CT	762	0	859	31	0
21	AU	209	0	221	13	0
21	CU	209	0	221	14	0
22	AV	736	0	378	19	0
22	CV	736	0	378	18	0
23	BA	59442	0	29966	1292	0
23	DA	59442	0	29966	1295	0
24	BB	2551	0	1295	53	0

Continued on next page...

Continued from previous page...

Mol	Chain	Non-H	H(model)	H(added)	Clashes	Symm-Clashes
24	DB	2551	0	1295	53	0
25	BC	2105	0	2182	202	0
25	DC	2105	0	2182	214	0
26	BD	1564	0	1629	117	0
26	DD	1564	0	1629	112	0
27	BE	1587	0	1632	107	0
27	DE	1587	0	1632	106	0
28	BF	1475	0	1537	109	0
28	DF	1475	0	1537	109	0
29	BG	1223	0	1282	64	0
29	DG	1223	0	1282	66	0
30	BH	1133	0	1220	83	0
30	DH	1133	0	1220	80	0
31	BI	254	0	275	8	0
31	DI	254	0	275	8	0
32	BJ	1097	0	1168	82	0
32	DJ	1097	0	1168	83	0
33	BK	932	0	994	54	0
33	DK	932	0	994	56	0
34	BL	1114	0	1187	167	0
34	DL	1114	0	1187	169	0
35	BM	1079	0	1127	96	0
35	DM	1079	0	1127	99	0
36	BN	960	0	1021	73	0
36	DN	960	0	1021	71	0
37	BO	771	0	832	67	0
37	DO	771	0	832	70	0
38	BP	1144	0	1211	69	0
38	DP	1144	0	1211	74	0
39	BQ	953	0	1013	71	0
39	DQ	953	0	1013	71	0
40	BR	779	0	852	76	0
40	DR	779	0	852	73	0
41	BS	891	0	951	50	0
41	DS	891	0	951	52	0
42	BT	726	0	778	58	0
42	DT	726	0	778	59	0
43	BU	776	0	870	78	0
43	DU	776	0	870	76	0
44	BV	1492	0	1513	94	0
44	DV	1492	0	1513	92	0
45	BW	605	0	628	36	0

Continued on next page...

Continued from previous page...

Mol	Chain	Non-H	H(model)	H(added)	Clashes	Symm-Clashes
45	DW	605	0	628	38	0
46	BX	695	0	764	69	0
46	DX	695	0	764	68	0
47	BY	521	0	575	45	0
47	DY	521	0	575	45	0
48	BZ	468	0	523	20	0
48	DZ	468	0	523	24	0
49	B1	226	0	225	17	0
49	D1	226	0	225	17	0
50	B2	405	0	420	27	0
50	D2	405	0	420	29	0
51	B3	381	0	391	28	0
51	D3	381	0	391	26	0
52	B4	419	0	467	30	0
52	D4	419	0	467	32	0
53	B5	508	0	576	54	0
53	D5	508	0	576	55	0
54	AA	279	0	0	0	0
54	AB	3	0	0	0	0
54	AC	2	0	0	0	0
54	AD	3	0	0	0	0
54	AE	5	0	0	0	0
54	AF	1	0	0	0	0
54	AG	2	0	0	0	0
54	AH	1	0	0	0	0
54	AI	1	0	0	0	0
54	AK	2	0	0	0	0
54	AL	2	0	0	0	0
54	AM	1	0	0	0	0
54	AN	1	0	0	0	0
54	AO	3	0	0	0	0
54	AQ	3	0	0	0	0
54	AS	1	0	0	0	0
54	AT	2	0	0	0	0
54	AV	8	0	0	0	0
54	B2	3	0	0	0	0
54	B3	1	0	0	0	0
54	B4	1	0	0	0	0
54	B5	1	0	0	0	0
54	BA	781	0	0	0	0
54	BB	27	0	0	0	0
54	BC	3	0	0	0	0

Continued on next page...

Continued from previous page...

Mol	Chain	Non-H	H(model)	H(added)	Clashes	Symm-Clashes
54	BE	2	0	0	0	0
54	BF	1	0	0	0	0
54	BH	1	0	0	0	0
54	BI	1	0	0	0	0
54	BJ	3	0	0	0	0
54	BK	1	0	0	0	0
54	BM	3	0	0	0	0
54	BN	2	0	0	0	0
54	BO	1	0	0	0	0
54	BP	2	0	0	0	0
54	BR	1	0	0	0	0
54	BS	1	0	0	0	0
54	BT	2	0	0	0	0
54	BU	2	0	0	0	0
54	BV	3	0	0	0	0
54	BW	1	0	0	0	0
54	BX	2	0	0	0	0
54	BY	3	0	0	0	0
54	CA	372	0	0	0	0
54	CB	3	0	0	0	0
54	CC	8	0	0	0	0
54	CD	3	0	0	0	0
54	CE	5	0	0	0	0
54	CF	2	0	0	0	0
54	CG	3	0	0	0	0
54	CK	1	0	0	0	0
54	CL	6	0	0	0	0
54	CM	2	0	0	0	0
54	CN	1	0	0	0	0
54	CO	4	0	0	0	0
54	CQ	2	0	0	0	0
54	CV	7	0	0	0	0
54	D1	1	0	0	0	0
54	D2	3	0	0	0	0
54	D3	1	0	0	0	0
54	D4	4	0	0	0	0
54	D5	3	0	0	0	0
54	DA	964	0	0	0	0
54	DB	43	0	0	0	0
54	DC	3	0	0	0	0
54	DD	6	0	0	0	0
54	DE	3	0	0	0	0

Continued on next page...

Continued from previous page...

Mol	Chain	Non-H	H(model)	H(added)	Clashes	Symm-Clashes
54	DF	2	0	0	0	0
54	DG	3	0	0	0	0
54	DI	1	0	0	0	0
54	DJ	6	0	0	0	0
54	DK	3	0	0	0	0
54	DL	3	0	0	0	0
54	DM	1	0	0	0	0
54	DN	1	0	0	0	0
54	DO	1	0	0	0	0
54	DP	2	0	0	0	0
54	DQ	2	0	0	0	0
54	DS	2	0	0	0	0
54	DU	1	0	0	0	0
54	DV	4	0	0	0	0
54	DW	1	0	0	0	0
54	DX	3	0	0	0	0
54	DY	2	0	0	0	0
55	AD	1	0	0	0	0
55	AN	1	0	0	0	0
55	CD	1	0	0	0	0
55	CN	1	0	0	0	0
All	All	283641	0	191757	9280	0

The all-atom clashscore is defined as the number of clashes found per 1000 atoms (including hydrogen atoms). The all-atom clashscore for this structure is 20.

The worst 5 of 9280 close contacts within the same asymmetric unit are listed below, sorted by their clash magnitude.

Atom-1	Atom-2	Interatomic distance (Å)	Clash overlap (Å)
1:AA:1399:C:H4'	1:AA:1400:C:H5'	1.26	1.16
34:BL:33:ARG:HG3	34:BL:36:LYS:HD3	1.31	1.12
34:BL:128:HIS:HA	34:BL:147:LEU:HB3	1.30	1.11
23:DA:2015:A:H1'	50:D2:2:ALA:HA	1.33	1.08
34:DL:33:ARG:HG3	34:DL:36:LYS:HD3	1.33	1.08

There are no symmetry-related clashes.

5.3 Torsion angles

5.3.1 Protein backbone

In the following table, the Percentiles column shows the percent Ramachandran outliers of the chain as a percentile score with respect to all X-ray entries followed by that with respect to entries of similar resolution.

The Analysed column shows the number of residues for which the backbone conformation was analysed, and the total number of residues.

Mol	Chain	Analysed	Favoured	Allowed	Outliers	Percentiles	
2	AB	232/234 (99%)	194 (84%)	32 (14%)	6 (3%)	5	33
2	CB	232/234 (99%)	194 (84%)	32 (14%)	6 (3%)	5	33
3	AC	204/206 (99%)	153 (75%)	38 (19%)	13 (6%)	1	14
3	CC	204/206 (99%)	154 (76%)	37 (18%)	13 (6%)	1	14
4	AD	206/208 (99%)	172 (84%)	26 (13%)	8 (4%)	3	25
4	CD	206/208 (99%)	172 (84%)	25 (12%)	9 (4%)	2	21
5	AE	149/151 (99%)	123 (83%)	22 (15%)	4 (3%)	5	33
5	CE	149/151 (99%)	126 (85%)	19 (13%)	4 (3%)	5	33
6	AF	99/101 (98%)	90 (91%)	8 (8%)	1 (1%)	15	54
6	CF	99/101 (98%)	90 (91%)	8 (8%)	1 (1%)	15	54
7	AG	153/155 (99%)	132 (86%)	18 (12%)	3 (2%)	7	39
7	CG	153/155 (99%)	133 (87%)	17 (11%)	3 (2%)	7	39
8	AH	136/138 (99%)	119 (88%)	17 (12%)	0	100	100
8	CH	136/138 (99%)	119 (88%)	17 (12%)	0	100	100
9	AI	125/127 (98%)	102 (82%)	20 (16%)	3 (2%)	6	35
9	CI	125/127 (98%)	101 (81%)	21 (17%)	3 (2%)	6	35
10	AJ	96/98 (98%)	78 (81%)	12 (12%)	6 (6%)	1	14
10	CJ	96/98 (98%)	78 (81%)	12 (12%)	6 (6%)	1	14
11	AK	117/119 (98%)	97 (83%)	16 (14%)	4 (3%)	3	28
11	CK	117/119 (98%)	97 (83%)	16 (14%)	4 (3%)	3	28
12	AL	122/124 (98%)	94 (77%)	22 (18%)	6 (5%)	2	19
12	CL	122/124 (98%)	94 (77%)	22 (18%)	6 (5%)	2	19
13	AM	114/116 (98%)	94 (82%)	16 (14%)	4 (4%)	3	27
13	CM	114/116 (98%)	94 (82%)	16 (14%)	4 (4%)	3	27
14	AN	58/60 (97%)	50 (86%)	5 (9%)	3 (5%)	2	18

Continued on next page...

Continued from previous page...

Mol	Chain	Analysed	Favoured	Allowed	Outliers	Percentiles	
14	CN	58/60 (97%)	50 (86%)	5 (9%)	3 (5%)	2	18
15	AO	86/88 (98%)	77 (90%)	7 (8%)	2 (2%)	6	36
15	CO	86/88 (98%)	77 (90%)	7 (8%)	2 (2%)	6	36
16	AP	81/83 (98%)	65 (80%)	14 (17%)	2 (2%)	5	34
16	CP	81/83 (98%)	65 (80%)	13 (16%)	3 (4%)	3	26
17	AQ	97/99 (98%)	81 (84%)	15 (16%)	1 (1%)	15	54
17	CQ	97/99 (98%)	81 (84%)	15 (16%)	1 (1%)	15	54
18	AR	68/70 (97%)	53 (78%)	13 (19%)	2 (3%)	4	31
18	CR	68/70 (97%)	53 (78%)	12 (18%)	3 (4%)	2	21
19	AS	76/78 (97%)	57 (75%)	14 (18%)	5 (7%)	1	13
19	CS	76/78 (97%)	57 (75%)	14 (18%)	5 (7%)	1	13
20	AT	97/99 (98%)	82 (84%)	12 (12%)	3 (3%)	4	30
20	CT	97/99 (98%)	82 (84%)	12 (12%)	3 (3%)	4	30
21	AU	22/24 (92%)	17 (77%)	4 (18%)	1 (4%)	2	21
21	CU	22/24 (92%)	17 (77%)	4 (18%)	1 (4%)	2	21
25	BC	269/271 (99%)	220 (82%)	31 (12%)	18 (7%)	1	13
25	DC	269/271 (99%)	218 (81%)	33 (12%)	18 (7%)	1	13
26	BD	202/204 (99%)	168 (83%)	26 (13%)	8 (4%)	3	24
26	DD	202/204 (99%)	167 (83%)	29 (14%)	6 (3%)	4	30
27	BE	200/202 (99%)	165 (82%)	28 (14%)	7 (4%)	3	27
27	DE	200/202 (99%)	165 (82%)	28 (14%)	7 (4%)	3	27
28	BF	179/181 (99%)	134 (75%)	37 (21%)	8 (4%)	2	21
28	DF	179/181 (99%)	133 (74%)	37 (21%)	9 (5%)	2	19
29	BG	157/159 (99%)	126 (80%)	27 (17%)	4 (2%)	5	34
29	DG	157/159 (99%)	125 (80%)	28 (18%)	4 (2%)	5	34
30	BH	143/145 (99%)	109 (76%)	28 (20%)	6 (4%)	3	23
30	DH	143/145 (99%)	109 (76%)	28 (20%)	6 (4%)	3	23
31	BI	28/65 (43%)	27 (96%)	1 (4%)	0	100	100
31	DI	28/65 (43%)	27 (96%)	1 (4%)	0	100	100
32	BJ	135/137 (98%)	108 (80%)	19 (14%)	8 (6%)	1	15
32	DJ	135/137 (98%)	108 (80%)	19 (14%)	8 (6%)	1	15

Continued on next page...

Continued from previous page...

Mol	Chain	Analysed	Favoured	Allowed	Outliers	Percentiles	
33	BK	120/122 (98%)	105 (88%)	8 (7%)	7 (6%)	1	16
33	DK	120/122 (98%)	107 (89%)	6 (5%)	7 (6%)	1	16
34	BL	144/146 (99%)	94 (65%)	35 (24%)	15 (10%)	0	7
34	DL	144/146 (99%)	92 (64%)	37 (26%)	15 (10%)	0	7
35	BM	134/136 (98%)	98 (73%)	22 (16%)	14 (10%)	0	7
35	DM	134/136 (98%)	97 (72%)	24 (18%)	13 (10%)	0	7
36	BN	115/117 (98%)	97 (84%)	13 (11%)	5 (4%)	2	22
36	DN	115/117 (98%)	97 (84%)	14 (12%)	4 (4%)	3	27
37	BO	96/98 (98%)	65 (68%)	18 (19%)	13 (14%)	0	4
37	DO	96/98 (98%)	65 (68%)	18 (19%)	13 (14%)	0	4
38	BP	135/137 (98%)	99 (73%)	30 (22%)	6 (4%)	2	21
38	DP	135/137 (98%)	99 (73%)	30 (22%)	6 (4%)	2	21
39	BQ	114/116 (98%)	99 (87%)	13 (11%)	2 (2%)	8	41
39	DQ	114/116 (98%)	99 (87%)	13 (11%)	2 (2%)	8	41
40	BR	99/101 (98%)	71 (72%)	19 (19%)	9 (9%)	1	8
40	DR	99/101 (98%)	71 (72%)	19 (19%)	9 (9%)	1	8
41	BS	110/112 (98%)	94 (86%)	14 (13%)	2 (2%)	8	41
41	DS	110/112 (98%)	94 (86%)	14 (13%)	2 (2%)	8	41
42	BT	90/92 (98%)	82 (91%)	7 (8%)	1 (1%)	14	52
42	DT	90/92 (98%)	82 (91%)	7 (8%)	1 (1%)	14	52
43	BU	98/100 (98%)	65 (66%)	22 (22%)	11 (11%)	0	6
43	DU	98/100 (98%)	63 (64%)	23 (24%)	12 (12%)	0	5
44	BV	186/188 (99%)	140 (75%)	36 (19%)	10 (5%)	2	17
44	DV	186/188 (99%)	140 (75%)	36 (19%)	10 (5%)	2	17
45	BW	74/76 (97%)	59 (80%)	12 (16%)	3 (4%)	3	23
45	DW	74/76 (97%)	57 (77%)	14 (19%)	3 (4%)	3	23
46	BX	86/88 (98%)	57 (66%)	20 (23%)	9 (10%)	0	7
46	DX	86/88 (98%)	57 (66%)	20 (23%)	9 (10%)	0	7
47	BY	60/62 (97%)	48 (80%)	9 (15%)	3 (5%)	2	19
47	DY	60/62 (97%)	49 (82%)	8 (13%)	3 (5%)	2	19
48	BZ	57/59 (97%)	51 (90%)	5 (9%)	1 (2%)	8	41

Continued on next page...

Continued from previous page...

Mol	Chain	Analysed	Favoured	Allowed	Outliers	Percentiles	
48	DZ	57/59 (97%)	51 (90%)	5 (9%)	1 (2%)	8	41
49	B1	28/30 (93%)	15 (54%)	10 (36%)	3 (11%)	0	6
49	D1	28/30 (93%)	15 (54%)	10 (36%)	3 (11%)	0	6
50	B2	50/52 (96%)	39 (78%)	8 (16%)	3 (6%)	1	15
50	D2	50/52 (96%)	40 (80%)	6 (12%)	4 (8%)	1	10
51	B3	42/44 (96%)	35 (83%)	2 (5%)	5 (12%)	0	5
51	D3	42/44 (96%)	35 (83%)	2 (5%)	5 (12%)	0	5
52	B4	46/48 (96%)	42 (91%)	4 (9%)	0	100	100
52	D4	46/48 (96%)	41 (89%)	5 (11%)	0	100	100
53	B5	61/63 (97%)	43 (70%)	13 (21%)	5 (8%)	1	9
53	D5	61/63 (97%)	44 (72%)	13 (21%)	4 (7%)	1	13
All	All	11192/11458 (98%)	8966 (80%)	1699 (15%)	527 (5%)	2	20

5 of 527 Ramachandran outliers are listed below:

Mol	Chain	Res	Type
3	AC	15	THR
4	AD	30	LYS
4	AD	137	SER
4	AD	138	TYR
4	AD	168	ARG

5.3.2 Protein sidechains [i](#)

In the following table, the Percentiles column shows the percent sidechain outliers of the chain as a percentile score with respect to all X-ray entries followed by that with respect to entries of similar resolution.

The Analysed column shows the number of residues for which the sidechain conformation was analysed, and the total number of residues.

Mol	Chain	Analysed	Rotameric	Outliers	Percentiles	
2	AB	202/202 (100%)	192 (95%)	10 (5%)	24	58
2	CB	202/202 (100%)	192 (95%)	10 (5%)	24	58
3	AC	160/160 (100%)	154 (96%)	6 (4%)	33	65
3	CC	160/160 (100%)	154 (96%)	6 (4%)	33	65
4	AD	180/180 (100%)	168 (93%)	12 (7%)	16	48

Continued on next page...

Continued from previous page...

Mol	Chain	Analysed	Rotameric	Outliers	Percentiles	
4	CD	180/180 (100%)	167 (93%)	13 (7%)	14	45
5	AE	116/116 (100%)	108 (93%)	8 (7%)	15	47
5	CE	116/116 (100%)	108 (93%)	8 (7%)	15	47
6	AF	90/90 (100%)	85 (94%)	5 (6%)	21	54
6	CF	90/90 (100%)	85 (94%)	5 (6%)	21	54
7	AG	126/126 (100%)	126 (100%)	0	100	100
7	CG	126/126 (100%)	126 (100%)	0	100	100
8	AH	119/119 (100%)	114 (96%)	5 (4%)	30	63
8	CH	119/119 (100%)	114 (96%)	5 (4%)	30	63
9	AI	98/98 (100%)	92 (94%)	6 (6%)	18	51
9	CI	98/98 (100%)	92 (94%)	6 (6%)	18	51
10	AJ	88/88 (100%)	79 (90%)	9 (10%)	7	32
10	CJ	88/88 (100%)	79 (90%)	9 (10%)	7	32
11	AK	90/90 (100%)	86 (96%)	4 (4%)	28	62
11	CK	90/90 (100%)	86 (96%)	4 (4%)	28	62
12	AL	104/104 (100%)	94 (90%)	10 (10%)	8	34
12	CL	104/104 (100%)	94 (90%)	10 (10%)	8	34
13	AM	94/94 (100%)	88 (94%)	6 (6%)	17	50
13	CM	94/94 (100%)	88 (94%)	6 (6%)	17	50
14	AN	49/49 (100%)	47 (96%)	2 (4%)	30	63
14	CN	49/49 (100%)	48 (98%)	1 (2%)	55	79
15	AO	79/79 (100%)	75 (95%)	4 (5%)	24	57
15	CO	79/79 (100%)	75 (95%)	4 (5%)	24	57
16	AP	72/72 (100%)	67 (93%)	5 (7%)	15	47
16	CP	72/72 (100%)	68 (94%)	4 (6%)	21	54
17	AQ	94/94 (100%)	92 (98%)	2 (2%)	53	79
17	CQ	94/94 (100%)	92 (98%)	2 (2%)	53	79
18	AR	61/61 (100%)	59 (97%)	2 (3%)	38	68
18	CR	61/61 (100%)	59 (97%)	2 (3%)	38	68
19	AS	69/69 (100%)	60 (87%)	9 (13%)	4	21
19	CS	69/69 (100%)	60 (87%)	9 (13%)	4	21

Continued on next page...

Continued from previous page...

Mol	Chain	Analysed	Rotameric	Outliers	Percentiles	
20	AT	76/76 (100%)	71 (93%)	5 (7%)	16	49
20	CT	76/76 (100%)	71 (93%)	5 (7%)	16	49
21	AU	19/19 (100%)	18 (95%)	1 (5%)	22	55
21	CU	19/19 (100%)	18 (95%)	1 (5%)	22	55
25	BC	213/213 (100%)	192 (90%)	21 (10%)	8	33
25	DC	213/213 (100%)	192 (90%)	21 (10%)	8	33
26	BD	165/165 (100%)	149 (90%)	16 (10%)	8	33
26	DD	165/165 (100%)	149 (90%)	16 (10%)	8	33
27	BE	161/161 (100%)	148 (92%)	13 (8%)	11	41
27	DE	161/161 (100%)	147 (91%)	14 (9%)	10	38
28	BF	155/155 (100%)	144 (93%)	11 (7%)	14	46
28	DF	155/155 (100%)	144 (93%)	11 (7%)	14	46
29	BG	132/132 (100%)	123 (93%)	9 (7%)	16	48
29	DG	132/132 (100%)	123 (93%)	9 (7%)	16	48
30	BH	122/122 (100%)	115 (94%)	7 (6%)	20	53
30	DH	122/122 (100%)	115 (94%)	7 (6%)	20	53
31	BI	27/53 (51%)	26 (96%)	1 (4%)	34	65
31	DI	27/53 (51%)	26 (96%)	1 (4%)	34	65
32	BJ	116/116 (100%)	103 (89%)	13 (11%)	6	27
32	DJ	116/116 (100%)	103 (89%)	13 (11%)	6	27
33	BK	100/100 (100%)	92 (92%)	8 (8%)	12	41
33	DK	100/100 (100%)	92 (92%)	8 (8%)	12	41
34	BL	112/112 (100%)	87 (78%)	25 (22%)	1	4
34	DL	112/112 (100%)	87 (78%)	25 (22%)	1	4
35	BM	106/106 (100%)	98 (92%)	8 (8%)	13	43
35	DM	106/106 (100%)	98 (92%)	8 (8%)	13	43
36	BN	100/100 (100%)	94 (94%)	6 (6%)	19	52
36	DN	100/100 (100%)	94 (94%)	6 (6%)	19	52
37	BO	77/77 (100%)	68 (88%)	9 (12%)	5	26
37	DO	77/77 (100%)	68 (88%)	9 (12%)	5	26
38	BP	121/121 (100%)	109 (90%)	12 (10%)	8	33

Continued on next page...

Continued from previous page...

Mol	Chain	Analysed	Rotameric	Outliers	Percentiles	
38	DP	121/121 (100%)	110 (91%)	11 (9%)	9	36
39	BQ	92/92 (100%)	88 (96%)	4 (4%)	29	62
39	DQ	92/92 (100%)	88 (96%)	4 (4%)	29	62
40	BR	82/82 (100%)	77 (94%)	5 (6%)	18	51
40	DR	82/82 (100%)	77 (94%)	5 (6%)	18	51
41	BS	91/91 (100%)	85 (93%)	6 (7%)	16	49
41	DS	91/91 (100%)	85 (93%)	6 (7%)	16	49
42	BT	74/74 (100%)	67 (90%)	7 (10%)	8	34
42	DT	74/74 (100%)	67 (90%)	7 (10%)	8	34
43	BU	84/84 (100%)	78 (93%)	6 (7%)	14	46
43	DU	84/84 (100%)	78 (93%)	6 (7%)	14	46
44	BV	163/163 (100%)	159 (98%)	4 (2%)	47	75
44	DV	163/163 (100%)	159 (98%)	4 (2%)	47	75
45	BW	61/61 (100%)	55 (90%)	6 (10%)	8	33
45	DW	61/61 (100%)	55 (90%)	6 (10%)	8	33
46	BX	73/73 (100%)	61 (84%)	12 (16%)	2	13
46	DX	73/73 (100%)	61 (84%)	12 (16%)	2	13
47	BY	58/58 (100%)	51 (88%)	7 (12%)	5	24
47	DY	58/58 (100%)	51 (88%)	7 (12%)	5	24
48	BZ	51/51 (100%)	49 (96%)	2 (4%)	32	64
48	DZ	51/51 (100%)	49 (96%)	2 (4%)	32	64
49	B1	27/27 (100%)	24 (89%)	3 (11%)	6	28
49	D1	27/27 (100%)	24 (89%)	3 (11%)	6	28
50	B2	45/45 (100%)	43 (96%)	2 (4%)	28	62
50	D2	45/45 (100%)	43 (96%)	2 (4%)	28	62
51	B3	43/43 (100%)	39 (91%)	4 (9%)	9	35
51	D3	43/43 (100%)	39 (91%)	4 (9%)	9	35
52	B4	41/41 (100%)	34 (83%)	7 (17%)	2	12
52	D4	41/41 (100%)	34 (83%)	7 (17%)	2	12
53	B5	53/53 (100%)	51 (96%)	2 (4%)	33	65
53	D5	53/53 (100%)	51 (96%)	2 (4%)	33	65

Continued on next page...

Continued from previous page...

Mol	Chain	Analysed	Rotameric	Outliers	Percentiles
All	All	9462/9514 (100%)	8769 (93%)	693 (7%)	14 45

5 of 693 residues with a non-rotameric sidechain are listed below:

Mol	Chain	Res	Type
25	DC	61	LEU
34	DL	75	ILE
25	DC	261	LYS
25	DC	50	THR
29	DG	23	ARG

Sometimes sidechains can be flipped to improve hydrogen bonding and reduce clashes. 5 of 257 such sidechains are listed below:

Mol	Chain	Res	Type
41	DS	61	ASN
44	DV	118	GLN
38	BP	58	ASN
37	BO	61	ASN
46	DX	45	ASN

5.3.3 RNA [i](#)

Mol	Chain	Analysed	Backbone Outliers	Pucker Outliers
1	AA	1505/1506 (99%)	204 (13%)	35 (2%)
1	CA	1505/1506 (99%)	205 (13%)	35 (2%)
22	AV	34/35 (97%)	2 (5%)	2 (5%)
22	CV	34/35 (97%)	2 (5%)	2 (5%)
23	BA	2757/2879 (95%)	410 (14%)	69 (2%)
23	DA	2757/2879 (95%)	407 (14%)	70 (2%)
24	BB	118/119 (99%)	16 (13%)	1 (0%)
24	DB	118/119 (99%)	16 (13%)	1 (0%)
All	All	8828/9078 (97%)	1262 (14%)	215 (2%)

5 of 1262 RNA backbone outliers are listed below:

Mol	Chain	Res	Type
1	AA	9	G
1	AA	22	G
1	AA	32	A
1	AA	39	G

Continued on next page...

Continued from previous page...

Mol	Chain	Res	Type
1	AA	41	G

5 of 215 RNA pucker outliers are listed below:

Mol	Chain	Res	Type
1	CA	353	A
22	CV	6188	C
23	DA	2225	A
1	CA	438	G
1	CA	1145	C

5.4 Non-standard residues in protein, DNA, RNA chains [i](#)

There are no non-standard protein/DNA/RNA residues in this entry.

5.5 Carbohydrates [i](#)

There are no monosaccharides in this entry.

5.6 Ligand geometry [i](#)

Of 2661 ligands modelled in this entry, 2661 are monoatomic - leaving 0 for Mogul analysis.

There are no bond length outliers.

There are no bond angle outliers.

There are no chirality outliers.

There are no torsion outliers.

There are no ring outliers.

No monomer is involved in short contacts.

5.7 Other polymers [i](#)

There are no such residues in this entry.

5.8 Polymer linkage issues [i](#)

There are no chain breaks in this entry.

6 Fit of model and data [i](#)

6.1 Protein, DNA and RNA chains [i](#)

In the following table, the column labelled ‘#RSRZ > 2’ contains the number (and percentage) of RSRZ outliers, followed by percent RSRZ outliers for the chain as percentile scores relative to all X-ray entries and entries of similar resolution. The OWAB column contains the minimum, median, 95th percentile and maximum values of the occupancy-weighted average B-factor per residue. The column labelled ‘Q < 0.9’ lists the number of (and percentage) of residues with an average occupancy less than 0.9.

Mol	Chain	Analysed	<RSRZ>	#RSRZ>2	OWAB(Å ²)	Q<0.9
1	AA	1506/1506 (100%)	0.05	58 (3%) 39 35	66, 119, 257, 429	0
1	CA	1506/1506 (100%)	0.28	99 (6%) 18 17	75, 164, 286, 403	0
2	AB	234/234 (100%)	1.52	79 (33%) 0 0	88, 178, 260, 354	0
2	CB	234/234 (100%)	1.35	73 (31%) 0 0	106, 202, 279, 372	0
3	AC	206/206 (100%)	0.57	23 (11%) 5 6	83, 165, 233, 293	0
3	CC	206/206 (100%)	0.65	31 (15%) 2 3	124, 198, 272, 337	0
4	AD	208/208 (100%)	0.01	4 (1%) 66 61	45, 119, 180, 228	0
4	CD	208/208 (100%)	0.45	20 (9%) 8 8	96, 186, 253, 314	0
5	AE	151/151 (100%)	-0.02	3 (1%) 65 60	71, 118, 191, 293	0
5	CE	151/151 (100%)	0.18	8 (5%) 26 24	72, 165, 223, 282	0
6	AF	101/101 (100%)	0.70	20 (19%) 1 1	87, 160, 207, 278	0
6	CF	101/101 (100%)	-0.00	5 (4%) 28 25	60, 130, 195, 271	0
7	AG	155/155 (100%)	0.96	30 (19%) 1 1	134, 201, 260, 328	0
7	CG	155/155 (100%)	1.08	33 (21%) 0 1	124, 213, 271, 320	0
8	AH	138/138 (100%)	0.43	17 (12%) 4 5	60, 122, 190, 265	0
8	CH	138/138 (100%)	0.68	18 (13%) 3 4	101, 171, 217, 257	0
9	AI	127/127 (100%)	1.82	50 (39%) 0 0	119, 228, 303, 333	0
9	CI	127/127 (100%)	1.48	37 (29%) 0 0	148, 229, 297, 370	0
10	AJ	98/98 (100%)	2.02	46 (46%) 0 0	113, 203, 294, 334	0
10	CJ	98/98 (100%)	1.91	40 (40%) 0 0	133, 232, 290, 339	0
11	AK	119/119 (100%)	-0.10	8 (6%) 17 16	66, 136, 219, 274	0
11	CK	119/119 (100%)	0.25	8 (6%) 17 16	87, 145, 207, 287	0
12	AL	124/124 (100%)	0.58	9 (7%) 15 15	56, 108, 182, 328	0
12	CL	124/124 (100%)	0.46	12 (9%) 7 8	77, 139, 236, 271	0

Continued on next page...

Continued from previous page...

Mol	Chain	Analysed	<RSRZ>	#RSRZ>2	OWAB(Å ²)	Q<0.9
13	AM	116/116 (100%)	1.06	25 (21%) 0 1	129, 216, 277, 325	0
13	CM	116/116 (100%)	2.07	50 (43%) 0 0	119, 238, 307, 372	0
14	AN	60/60 (100%)	1.45	17 (28%) 0 0	94, 178, 243, 278	0
14	CN	60/60 (100%)	1.91	25 (41%) 0 0	110, 207, 261, 344	0
15	AO	88/88 (100%)	-0.09	0 100 100	73, 127, 187, 281	0
15	CO	88/88 (100%)	0.10	5 (5%) 23 21	73, 138, 201, 244	0
16	AP	83/83 (100%)	0.28	4 (4%) 30 27	67, 109, 175, 245	0
16	CP	83/83 (100%)	0.86	23 (27%) 0 0	128, 171, 247, 277	0
17	AQ	99/99 (100%)	-0.15	0 100 100	63, 112, 169, 222	0
17	CQ	99/99 (100%)	0.69	16 (16%) 1 2	99, 155, 196, 228	0
18	AR	70/70 (100%)	1.23	18 (25%) 0 0	82, 149, 241, 325	0
18	CR	70/70 (100%)	0.81	10 (14%) 2 3	76, 145, 204, 232	0
19	AS	78/78 (100%)	1.91	32 (41%) 0 0	133, 212, 274, 295	0
19	CS	78/78 (100%)	2.12	35 (44%) 0 0	173, 235, 302, 347	0
20	AT	99/99 (100%)	0.40	8 (8%) 12 12	65, 131, 220, 241	0
20	CT	99/99 (100%)	2.09	47 (47%) 0 0	103, 178, 284, 301	0
21	AU	24/24 (100%)	2.40	13 (54%) 0 0	122, 220, 292, 333	0
21	CU	24/24 (100%)	2.04	9 (37%) 0 0	173, 236, 317, 346	0
22	AV	35/35 (100%)	1.51	12 (34%) 0 0	96, 223, 325, 366	0
22	CV	35/35 (100%)	1.11	6 (17%) 1 1	117, 192, 362, 386	0
23	BA	2760/2879 (95%)	-0.09	68 (2%) 57 51	38, 86, 205, 371	0
23	DA	2760/2879 (95%)	-0.16	46 (1%) 70 64	33, 77, 196, 377	0
24	BB	119/119 (100%)	-0.07	0 100 100	83, 149, 196, 251	0
24	DB	119/119 (100%)	-0.02	6 (5%) 28 25	87, 132, 198, 274	0
25	BC	271/271 (100%)	-0.07	3 (1%) 80 75	24, 81, 150, 209	0
25	DC	271/271 (100%)	-0.33	0 100 100	26, 72, 144, 220	0
26	BD	204/204 (100%)	0.12	3 (1%) 73 68	45, 96, 173, 331	0
26	DD	204/204 (100%)	-0.05	3 (1%) 73 68	36, 90, 189, 305	0
27	BE	202/202 (100%)	0.10	4 (1%) 65 60	32, 94, 172, 311	0
27	DE	202/202 (100%)	0.16	8 (3%) 38 33	20, 85, 182, 249	0
28	BF	181/181 (100%)	0.48	19 (10%) 6 7	107, 202, 262, 297	0

Continued on next page...

Continued from previous page...

Mol	Chain	Analysed	<RSRZ>	#RSRZ>2	OWAB(Å ²)	Q<0.9
28	DF	181/181 (100%)	0.45	20 (11%) 5 6	109, 198, 281, 324	0
29	BG	159/159 (100%)	1.26	47 (29%) 0 0	102, 192, 269, 331	0
29	DG	159/159 (100%)	0.17	9 (5%) 23 21	61, 117, 190, 269	0
30	BH	145/145 (100%)	1.77	41 (28%) 0 0	60, 224, 376, 453	0
30	DH	145/145 (100%)	1.72	49 (33%) 0 0	60, 210, 372, 482	0
31	BI	32/65 (49%)	6.43	31 (96%) 0 0	163, 256, 325, 352	0
31	DI	32/65 (49%)	2.47	21 (65%) 0 0	176, 235, 294, 325	0
32	BJ	137/137 (100%)	0.27	3 (2%) 62 56	58, 105, 182, 221	0
32	DJ	137/137 (100%)	0.01	0 100 100	55, 100, 170, 219	0
33	BK	122/122 (100%)	-0.25	0 100 100	48, 90, 142, 194	0
33	DK	122/122 (100%)	-0.24	0 100 100	41, 90, 153, 251	0
34	BL	146/146 (100%)	0.48	10 (6%) 17 16	40, 114, 204, 306	0
34	DL	146/146 (100%)	0.40	11 (7%) 14 14	27, 111, 206, 324	0
35	BM	136/136 (100%)	0.09	4 (2%) 51 45	57, 110, 205, 344	0
35	DM	136/136 (100%)	0.38	8 (5%) 22 20	46, 106, 199, 388	0
36	BN	117/117 (100%)	0.11	2 (1%) 70 64	44, 92, 166, 282	0
36	DN	117/117 (100%)	0.07	2 (1%) 70 64	41, 89, 173, 285	0
37	BO	98/98 (100%)	2.05	46 (46%) 0 0	89, 155, 230, 299	0
37	DO	98/98 (100%)	0.72	19 (19%) 1 1	80, 148, 221, 299	0
38	BP	137/137 (100%)	0.27	6 (4%) 34 30	52, 115, 216, 248	0
38	DP	137/137 (100%)	0.35	10 (7%) 15 15	60, 119, 249, 299	0
39	BQ	116/116 (100%)	-0.09	2 (1%) 70 64	43, 88, 163, 244	0
39	DQ	116/116 (100%)	-0.31	0 100 100	34, 84, 154, 205	0
40	BR	101/101 (100%)	-0.21	0 100 100	55, 134, 187, 294	0
40	DR	101/101 (100%)	-0.29	0 100 100	52, 132, 197, 321	0
41	BS	112/112 (100%)	0.45	5 (4%) 33 29	45, 78, 151, 250	0
41	DS	112/112 (100%)	-0.00	2 (1%) 68 62	40, 72, 166, 277	0
42	BT	92/92 (100%)	0.07	1 (1%) 80 75	57, 107, 174, 204	0
42	DT	92/92 (100%)	0.08	0 100 100	41, 78, 161, 204	0
43	BU	100/100 (100%)	0.46	12 (12%) 4 5	59, 139, 289, 344	0
43	DU	100/100 (100%)	0.69	10 (10%) 7 8	49, 119, 264, 373	0

Continued on next page...

Continued from previous page...

Mol	Chain	Analysed	<RSRZ>	#RSRZ>2	OWAB(Å ²)	Q<0.9
44	BV	188/188 (100%)	0.64	27 (14%) 2 3	80, 160, 224, 277	0
44	DV	188/188 (100%)	0.19	12 (6%) 19 18	67, 154, 220, 254	0
45	BW	76/76 (100%)	-0.09	3 (3%) 39 35	61, 101, 160, 258	0
45	DW	76/76 (100%)	0.18	3 (3%) 39 35	54, 101, 167, 254	0
46	BX	88/88 (100%)	0.04	3 (3%) 45 40	50, 106, 191, 346	0
46	DX	88/88 (100%)	-0.07	1 (1%) 80 75	31, 83, 196, 340	0
47	BY	62/62 (100%)	0.21	6 (9%) 7 8	61, 141, 244, 287	0
47	DY	62/62 (100%)	0.42	5 (8%) 12 12	45, 99, 224, 304	0
48	BZ	59/59 (100%)	1.40	13 (22%) 0 0	47, 102, 174, 342	0
48	DZ	59/59 (100%)	1.42	16 (27%) 0 0	45, 102, 189, 335	0
49	B1	30/30 (100%)	1.75	10 (33%) 0 0	161, 244, 282, 323	0
49	D1	30/30 (100%)	0.93	4 (13%) 3 4	187, 262, 306, 326	0
50	B2	52/52 (100%)	-0.32	1 (1%) 66 61	36, 93, 189, 273	0
50	D2	52/52 (100%)	-0.40	1 (1%) 66 61	24, 93, 214, 262	0
51	B3	44/44 (100%)	6.82	43 (97%) 0 0	151, 254, 304, 322	0
51	D3	44/44 (100%)	7.52	43 (97%) 0 0	191, 247, 298, 313	0
52	B4	48/48 (100%)	0.12	1 (2%) 63 58	43, 66, 132, 297	0
52	D4	48/48 (100%)	-0.30	0 100 100	23, 45, 122, 217	0
53	B5	63/63 (100%)	-0.23	1 (1%) 72 66	47, 94, 171, 222	0
53	D5	63/63 (100%)	0.15	0 100 100	43, 92, 170, 208	0
All	All	20232/20536 (98%)	0.33	1810 (8%) 9 10	20, 120, 258, 482	0

The worst 5 of 1810 RSRZ outliers are listed below:

Mol	Chain	Res	Type	RSRZ
43	DU	52	SER	23.0
1	AA	85	U	22.9
30	BH	84	GLY	21.9
30	DH	90	GLY	18.8
1	AA	82	U	17.9

6.2 Non-standard residues in protein, DNA, RNA chains [i](#)

There are no non-standard protein/DNA/RNA residues in this entry.

6.3 Carbohydrates [i](#)

There are no monosaccharides in this entry.

6.4 Ligands [i](#)

In the following table, the Atoms column lists the number of modelled atoms in the group and the number defined in the chemical component dictionary. The B-factors column lists the minimum, median, 95th percentile and maximum values of B factors of atoms in the group. The column labelled 'Q< 0.9' lists the number of atoms with occupancy less than 0.9.

Mol	Type	Chain	Res	Atoms	RSCC	RSR	B-factors(Å ²)	Q<0.9
54	MG	BA	3106	1/1	-0.10	0.22	142,142,142,142	0
54	MG	DA	3614	1/1	-0.05	0.31	128,128,128,128	0
54	MG	CA	1811	1/1	-0.04	0.28	181,181,181,181	0
54	MG	AA	1830	1/1	0.09	0.86	105,105,105,105	0
54	MG	BA	3341	1/1	0.10	0.66	125,125,125,125	0
54	MG	CA	1704	1/1	0.14	0.49	140,140,140,140	0
54	MG	CM	202	1/1	0.17	0.91	164,164,164,164	0
54	MG	CV	6205	1/1	0.21	0.11	159,159,159,159	0
54	MG	DA	3836	1/1	0.21	0.62	135,135,135,135	0
54	MG	DA	3754	1/1	0.30	0.37	121,121,121,121	0
54	MG	BA	3385	1/1	0.30	0.20	125,125,125,125	0
54	MG	BA	3414	1/1	0.32	1.52	137,137,137,137	0
54	MG	AA	1717	1/1	0.32	1.41	103,103,103,103	0
54	MG	DA	3588	1/1	0.33	0.42	96,96,96,96	0
54	MG	BA	3589	1/1	0.35	0.19	105,105,105,105	0
54	MG	AA	1844	1/1	0.37	1.01	121,121,121,121	0
54	MG	CO	101	1/1	0.38	0.19	127,127,127,127	0
54	MG	CA	1951	1/1	0.39	0.21	87,87,87,87	0
54	MG	AS	101	1/1	0.40	0.12	106,106,106,106	0
54	MG	AA	1688	1/1	0.40	0.44	140,140,140,140	0
54	MG	BA	3599	1/1	0.44	0.25	94,94,94,94	0
54	MG	CA	1867	1/1	0.45	0.59	123,123,123,123	0
54	MG	CA	1962	1/1	0.46	0.20	96,96,96,96	0
54	MG	CA	1650	1/1	0.47	0.28	111,111,111,111	0
54	MG	AA	1820	1/1	0.47	1.15	94,94,94,94	0
54	MG	CA	1882	1/1	0.47	0.14	135,135,135,135	0
54	MG	CA	1724	1/1	0.47	0.59	124,124,124,124	0
54	MG	DA	3665	1/1	0.48	0.87	137,137,137,137	0
54	MG	BA	3052	1/1	0.49	0.85	73,73,73,73	0
54	MG	BA	3634	1/1	0.49	0.17	98,98,98,98	0
54	MG	DB	230	1/1	0.50	0.68	114,114,114,114	0

Continued on next page...

Continued from previous page...

Mol	Type	Chain	Res	Atoms	RSCC	RSR	B-factors(Å ²)	Q<0.9
54	MG	CO	102	1/1	0.51	0.49	103,103,103,103	0
54	MG	BA	3397	1/1	0.51	0.40	125,125,125,125	0
54	MG	AA	1808	1/1	0.52	0.21	97,97,97,97	0
54	MG	CC	303	1/1	0.52	0.23	147,147,147,147	0
54	MG	BA	3418	1/1	0.52	0.42	88,88,88,88	0
54	MG	CC	307	1/1	0.53	0.18	108,108,108,108	0
54	MG	DA	3497	1/1	0.53	0.73	62,62,62,62	0
54	MG	CA	1688	1/1	0.54	0.25	80,80,80,80	0
54	MG	BA	3095	1/1	0.54	0.59	96,96,96,96	0
54	MG	BA	3354	1/1	0.54	0.56	123,123,123,123	0
54	MG	DA	3613	1/1	0.55	0.32	121,121,121,121	0
54	MG	BB	216	1/1	0.55	0.69	154,154,154,154	0
54	MG	AV	6204	1/1	0.55	0.12	124,124,124,124	0
54	MG	CA	1928	1/1	0.56	0.54	117,117,117,117	0
54	MG	BA	3640	1/1	0.56	0.31	97,97,97,97	0
54	MG	DA	3803	1/1	0.56	0.51	123,123,123,123	0
54	MG	CA	1685	1/1	0.56	0.32	109,109,109,109	0
54	MG	DA	3471	1/1	0.56	0.30	104,104,104,104	0
54	MG	DA	3664	1/1	0.57	1.61	109,109,109,109	0
54	MG	AA	1670	1/1	0.57	0.14	93,93,93,93	0
54	MG	CL	203	1/1	0.58	0.23	123,123,123,123	0
54	MG	AA	1680	1/1	0.58	0.42	140,140,140,140	0
54	MG	CA	1763	1/1	0.58	0.09	90,90,90,90	0
54	MG	DA	3699	1/1	0.58	0.12	96,96,96,96	0
54	MG	DB	234	1/1	0.58	0.16	105,105,105,105	0
54	MG	BA	3532	1/1	0.59	0.24	107,107,107,107	0
54	MG	AA	1631	1/1	0.59	0.43	76,76,76,76	0
54	MG	BI	101	1/1	0.59	0.34	109,109,109,109	0
54	MG	BK	201	1/1	0.59	0.19	77,77,77,77	0
54	MG	AA	1854	1/1	0.60	0.56	114,114,114,114	0
54	MG	AA	1700	1/1	0.60	0.38	114,114,114,114	0
54	MG	DA	3086	1/1	0.61	0.46	71,71,71,71	0
54	MG	AB	303	1/1	0.61	0.27	108,108,108,108	0
54	MG	BA	3187	1/1	0.62	0.75	73,73,73,73	0
54	MG	CA	1735	1/1	0.62	0.51	77,77,77,77	0
54	MG	BA	3594	1/1	0.62	0.17	129,129,129,129	0
54	MG	CA	1622	1/1	0.62	0.81	77,77,77,77	0
54	MG	DA	3179	1/1	0.62	0.56	105,105,105,105	0
54	MG	CA	1635	1/1	0.62	0.36	99,99,99,99	0
54	MG	DA	3474	1/1	0.62	1.03	81,81,81,81	0
54	MG	DA	3475	1/1	0.62	0.68	120,120,120,120	0

Continued on next page...

Continued from previous page...

Mol	Type	Chain	Res	Atoms	RSCC	RSR	B-factors(Å ²)	Q<0.9
54	MG	CA	1712	1/1	0.62	0.25	108,108,108,108	0
54	MG	CA	1888	1/1	0.62	0.13	109,109,109,109	0
54	MG	DB	243	1/1	0.62	0.35	101,101,101,101	0
54	MG	BA	3633	1/1	0.63	0.49	88,88,88,88	0
54	MG	DA	3103	1/1	0.63	0.67	58,58,58,58	0
54	MG	BA	3045	1/1	0.63	0.38	94,94,94,94	0
54	MG	DA	3432	1/1	0.63	0.27	84,84,84,84	0
54	MG	BA	3018	1/1	0.63	0.83	88,88,88,88	0
54	MG	DA	3733	1/1	0.63	0.49	84,84,84,84	0
54	MG	BA	3592	1/1	0.63	0.54	79,79,79,79	0
54	MG	BA	3393	1/1	0.63	0.49	136,136,136,136	0
54	MG	CO	104	1/1	0.63	0.24	99,99,99,99	0
54	MG	DA	3852	1/1	0.63	0.20	80,80,80,80	0
54	MG	DA	3539	1/1	0.63	0.16	81,81,81,81	0
54	MG	BA	3520	1/1	0.63	0.86	95,95,95,95	0
54	MG	DA	3600	1/1	0.63	0.07	86,86,86,86	0
54	MG	DG	202	1/1	0.63	0.13	102,102,102,102	0
54	MG	DA	3730	1/1	0.64	0.27	61,61,61,61	0
54	MG	CA	1949	1/1	0.64	0.21	98,98,98,98	0
54	MG	DA	3122	1/1	0.64	0.27	93,93,93,93	0
54	MG	BA	3510	1/1	0.64	0.43	86,86,86,86	0
54	MG	AA	1805	1/1	0.64	0.51	66,66,66,66	0
54	MG	DL	202	1/1	0.64	0.23	146,146,146,146	0
54	MG	DA	3769	1/1	0.65	0.35	90,90,90,90	0
54	MG	AA	1785	1/1	0.65	0.98	117,117,117,117	0
54	MG	AA	1871	1/1	0.65	0.13	110,110,110,110	0
54	MG	CF	201	1/1	0.65	0.24	131,131,131,131	0
54	MG	DA	3250	1/1	0.65	0.27	70,70,70,70	0
54	MG	CA	1958	1/1	0.65	0.62	125,125,125,125	0
54	MG	DA	3468	1/1	0.65	0.49	79,79,79,79	0
54	MG	BA	3590	1/1	0.65	0.34	119,119,119,119	0
54	MG	DG	203	1/1	0.65	0.20	98,98,98,98	0
54	MG	DA	3766	1/1	0.65	0.14	123,123,123,123	0
54	MG	D2	103	1/1	0.65	0.50	56,56,56,56	0
54	MG	DA	3409	1/1	0.66	0.24	110,110,110,110	0
54	MG	BA	3570	1/1	0.66	0.53	67,67,67,67	0
54	MG	CA	1678	1/1	0.66	0.39	81,81,81,81	0
54	MG	DA	3662	1/1	0.66	0.79	71,71,71,71	0
54	MG	AA	1623	1/1	0.66	0.16	99,99,99,99	0
54	MG	AA	1730	1/1	0.66	0.36	107,107,107,107	0
54	MG	BA	3516	1/1	0.66	0.38	100,100,100,100	0
54	MG	AA	1712	1/1	0.66	0.19	105,105,105,105	0

Continued on next page...

Continued from previous page...

Mol	Type	Chain	Res	Atoms	RSCC	RSR	B-factors(Å ²)	Q<0.9
54	MG	AA	1866	1/1	0.66	0.58	108,108,108,108	0
54	MG	DA	3570	1/1	0.66	0.58	90,90,90,90	0
54	MG	D1	101	1/1	0.66	0.39	80,80,80,80	0
54	MG	BA	3549	1/1	0.66	1.60	87,87,87,87	0
54	MG	BA	3114	1/1	0.67	0.48	69,69,69,69	0
54	MG	AA	1787	1/1	0.67	0.51	68,68,68,68	0
54	MG	DA	3862	1/1	0.67	0.69	119,119,119,119	0
54	MG	DA	3332	1/1	0.67	0.79	88,88,88,88	0
54	MG	DA	3700	1/1	0.67	1.31	96,96,96,96	0
54	MG	DA	3342	1/1	0.67	0.94	112,112,112,112	0
54	MG	CA	1889	1/1	0.67	0.33	74,74,74,74	0
54	MG	CA	1903	1/1	0.67	0.26	84,84,84,84	0
54	MG	BA	3198	1/1	0.67	0.38	85,85,85,85	0
54	MG	AA	1790	1/1	0.67	0.12	109,109,109,109	0
54	MG	D2	101	1/1	0.67	1.18	78,78,78,78	0
54	MG	AA	1843	1/1	0.67	1.08	126,126,126,126	0
54	MG	BB	226	1/1	0.68	0.71	98,98,98,98	0
54	MG	DA	3839	1/1	0.68	0.30	86,86,86,86	0
54	MG	BC	302	1/1	0.68	0.48	82,82,82,82	0
54	MG	AA	1664	1/1	0.68	0.43	80,80,80,80	0
54	MG	BA	3323	1/1	0.68	0.33	98,98,98,98	0
54	MG	BA	3614	1/1	0.68	0.11	112,112,112,112	0
54	MG	CA	1919	1/1	0.68	0.22	145,145,145,145	0
54	MG	BA	3643	1/1	0.68	0.84	92,92,92,92	0
54	MG	DA	3271	1/1	0.68	0.35	99,99,99,99	0
54	MG	DA	3312	1/1	0.68	0.16	130,130,130,130	0
54	MG	DA	3323	1/1	0.68	1.20	78,78,78,78	0
54	MG	BA	3668	1/1	0.68	0.47	97,97,97,97	0
54	MG	BA	3623	1/1	0.68	0.65	64,64,64,64	0
54	MG	BA	3531	1/1	0.69	0.14	91,91,91,91	0
54	MG	DB	216	1/1	0.69	0.37	101,101,101,101	0
54	MG	DB	229	1/1	0.69	0.57	134,134,134,134	0
54	MG	DA	3234	1/1	0.69	0.36	64,64,64,64	0
54	MG	BA	3604	1/1	0.69	0.29	89,89,89,89	0
54	MG	DA	3762	1/1	0.69	0.78	103,103,103,103	0
54	MG	DA	3267	1/1	0.69	0.39	43,43,43,43	0
54	MG	AD	304	1/1	0.69	0.43	113,113,113,113	0
54	MG	BA	3132	1/1	0.69	0.26	66,66,66,66	0
54	MG	BA	3349	1/1	0.69	0.34	95,95,95,95	0
54	MG	DA	3105	1/1	0.69	0.41	87,87,87,87	0
54	MG	CA	1797	1/1	0.69	0.27	133,133,133,133	0

Continued on next page...

Continued from previous page...

Mol	Type	Chain	Res	Atoms	RSCC	RSR	B-factors(Å ²)	Q<0.9
54	MG	DA	3537	1/1	0.70	0.43	101,101,101,101	0
54	MG	DA	3311	1/1	0.70	0.55	95,95,95,95	0
54	MG	DA	3021	1/1	0.70	1.25	68,68,68,68	0
54	MG	DA	3578	1/1	0.70	0.29	96,96,96,96	0
54	MG	CA	1912	1/1	0.70	0.29	138,138,138,138	0
54	MG	DA	3087	1/1	0.70	0.69	71,71,71,71	0
54	MG	CE	203	1/1	0.70	0.12	79,79,79,79	0
54	MG	DA	3355	1/1	0.70	0.42	76,76,76,76	0
54	MG	DB	213	1/1	0.70	0.17	113,113,113,113	0
54	MG	BA	3613	1/1	0.70	0.21	103,103,103,103	0
54	MG	AA	1705	1/1	0.70	0.57	62,62,62,62	0
54	MG	CA	1732	1/1	0.70	0.82	78,78,78,78	0
54	MG	DA	3691	1/1	0.70	0.62	96,96,96,96	0
54	MG	CA	1886	1/1	0.70	0.32	105,105,105,105	0
54	MG	BA	3308	1/1	0.70	0.21	99,99,99,99	0
54	MG	DA	3721	1/1	0.70	0.79	88,88,88,88	0
54	MG	BA	3464	1/1	0.70	0.72	67,67,67,67	0
54	MG	AA	1744	1/1	0.70	0.17	96,96,96,96	0
54	MG	DA	3743	1/1	0.70	0.27	105,105,105,105	0
54	MG	DA	3532	1/1	0.70	0.33	106,106,106,106	0
54	MG	DA	3359	1/1	0.71	0.32	96,96,96,96	0
54	MG	DA	3826	1/1	0.71	0.17	100,100,100,100	0
54	MG	DA	3205	1/1	0.71	0.51	97,97,97,97	0
54	MG	DA	3225	1/1	0.71	0.11	139,139,139,139	0
54	MG	DA	3844	1/1	0.71	0.21	132,132,132,132	0
54	MG	DA	3463	1/1	0.71	0.42	69,69,69,69	0
54	MG	DA	3860	1/1	0.71	0.28	78,78,78,78	0
54	MG	AQ	201	1/1	0.71	0.30	90,90,90,90	0
54	MG	CC	306	1/1	0.71	0.40	117,117,117,117	0
54	MG	AA	1741	1/1	0.71	0.40	112,112,112,112	0
54	MG	DB	220	1/1	0.71	0.24	75,75,75,75	0
54	MG	DA	3024	1/1	0.71	0.37	58,58,58,58	0
54	MG	DA	3476	1/1	0.71	0.56	87,87,87,87	0
54	MG	BA	3339	1/1	0.71	0.23	103,103,103,103	0
54	MG	BA	3680	1/1	0.71	0.76	97,97,97,97	0
54	MG	BA	3105	1/1	0.71	0.17	72,72,72,72	0
54	MG	AV	6202	1/1	0.71	0.08	97,97,97,97	0
54	MG	DA	3545	1/1	0.71	0.69	94,94,94,94	0
54	MG	DP	202	1/1	0.71	0.10	90,90,90,90	0
54	MG	DA	3340	1/1	0.71	0.32	59,59,59,59	0
54	MG	BA	3274	1/1	0.71	0.73	98,98,98,98	0
54	MG	CA	1891	1/1	0.71	0.43	113,113,113,113	0

Continued on next page...

Continued from previous page...

Mol	Type	Chain	Res	Atoms	RSCC	RSR	B-factors(Å ²)	Q<0.9
54	MG	AO	102	1/1	0.72	0.34	114,114,114,114	0
54	MG	DA	3609	1/1	0.72	0.36	113,113,113,113	0
54	MG	DA	3436	1/1	0.72	1.01	101,101,101,101	0
54	MG	CV	6201	1/1	0.72	0.10	95,95,95,95	0
54	MG	DA	3254	1/1	0.72	0.67	71,71,71,71	0
54	MG	DA	3663	1/1	0.72	0.45	75,75,75,75	0
54	MG	CA	1717	1/1	0.72	0.67	103,103,103,103	0
54	MG	AA	1729	1/1	0.72	0.47	107,107,107,107	0
54	MG	CA	1730	1/1	0.72	0.19	112,112,112,112	0
54	MG	CA	1641	1/1	0.72	0.40	79,79,79,79	0
54	MG	CA	1899	1/1	0.72	0.10	98,98,98,98	0
54	MG	AA	1771	1/1	0.72	1.15	111,111,111,111	0
54	MG	CA	1909	1/1	0.72	0.23	135,135,135,135	0
54	MG	AA	1815	1/1	0.72	1.69	78,78,78,78	0
54	MG	DB	236	1/1	0.72	0.18	84,84,84,84	0
54	MG	AA	1784	1/1	0.72	0.41	89,89,89,89	0
54	MG	DD	303	1/1	0.72	0.17	70,70,70,70	0
54	MG	DD	306	1/1	0.72	0.18	107,107,107,107	0
54	MG	BA	3206	1/1	0.72	0.23	96,96,96,96	0
54	MG	DA	3756	1/1	0.72	0.67	80,80,80,80	0
54	MG	BA	3420	1/1	0.72	0.53	94,94,94,94	0
54	MG	DA	3422	1/1	0.72	0.62	62,62,62,62	0
54	MG	DV	202	1/1	0.72	0.34	115,115,115,115	0
54	MG	DA	3767	1/1	0.72	0.32	73,73,73,73	0
54	MG	DA	3594	1/1	0.72	0.20	58,58,58,58	0
54	MG	DA	3787	1/1	0.72	1.22	114,114,114,114	0
54	MG	CA	1807	1/1	0.73	0.37	125,125,125,125	0
54	MG	DA	3814	1/1	0.73	0.17	186,186,186,186	0
54	MG	CA	1933	1/1	0.73	0.24	137,137,137,137	0
54	MG	DA	3832	1/1	0.73	0.30	77,77,77,77	0
54	MG	AA	1800	1/1	0.73	1.10	69,69,69,69	0
54	MG	CA	1820	1/1	0.73	1.14	99,99,99,99	0
54	MG	BJ	203	1/1	0.73	0.23	89,89,89,89	0
54	MG	CA	1694	1/1	0.73	0.12	79,79,79,79	0
54	MG	BA	3606	1/1	0.73	0.67	118,118,118,118	0
54	MG	BV	202	1/1	0.73	0.09	75,75,75,75	0
54	MG	DA	3669	1/1	0.73	0.46	61,61,61,61	0
54	MG	BY	101	1/1	0.73	0.34	42,42,42,42	0
54	MG	DA	3698	1/1	0.73	0.66	61,61,61,61	0
54	MG	CE	202	1/1	0.73	0.23	80,80,80,80	0
54	MG	DA	3248	1/1	0.73	0.16	80,80,80,80	0
54	MG	DA	3702	1/1	0.73	0.60	74,74,74,74	0

Continued on next page...

Continued from previous page...

Mol	Type	Chain	Res	Atoms	RSCC	RSR	B-factors(Å ²)	Q<0.9
54	MG	BA	3257	1/1	0.73	1.01	108,108,108,108	0
54	MG	DB	237	1/1	0.73	0.80	109,109,109,109	0
54	MG	DB	239	1/1	0.73	0.17	107,107,107,107	0
54	MG	CA	1893	1/1	0.73	0.15	127,127,127,127	0
54	MG	CA	1896	1/1	0.73	0.34	70,70,70,70	0
54	MG	DD	304	1/1	0.73	0.96	94,94,94,94	0
54	MG	BA	3342	1/1	0.73	0.37	62,62,62,62	0
54	MG	DA	3538	1/1	0.73	0.69	66,66,66,66	0
54	MG	CA	1640	1/1	0.73	1.19	133,133,133,133	0
54	MG	DK	202	1/1	0.73	0.28	69,69,69,69	0
54	MG	CA	1908	1/1	0.73	0.43	104,104,104,104	0
54	MG	BA	3150	1/1	0.73	0.61	97,97,97,97	0
54	MG	CA	1911	1/1	0.73	0.75	90,90,90,90	0
54	MG	DA	3768	1/1	0.73	0.47	102,102,102,102	0
54	MG	AA	1860	1/1	0.73	0.86	138,138,138,138	0
54	MG	BA	3120	1/1	0.73	0.11	85,85,85,85	0
54	MG	BA	3075	1/1	0.74	0.13	60,60,60,60	0
54	MG	DA	3621	1/1	0.74	0.19	88,88,88,88	0
54	MG	DA	3837	1/1	0.74	0.34	95,95,95,95	0
54	MG	DA	3632	1/1	0.74	0.28	111,111,111,111	0
54	MG	DA	3418	1/1	0.74	0.24	65,65,65,65	0
54	MG	DA	3109	1/1	0.74	0.32	88,88,88,88	0
54	MG	AA	1666	1/1	0.74	0.56	93,93,93,93	0
54	MG	CE	204	1/1	0.74	0.34	109,109,109,109	0
54	MG	BA	3211	1/1	0.74	0.42	100,100,100,100	0
54	MG	DA	3209	1/1	0.74	1.20	94,94,94,94	0
54	MG	DA	3692	1/1	0.74	0.68	86,86,86,86	0
54	MG	CG	201	1/1	0.74	0.48	104,104,104,104	0
54	MG	AA	1839	1/1	0.74	0.41	69,69,69,69	0
54	MG	AA	1641	1/1	0.74	0.35	66,66,66,66	0
54	MG	CA	1845	1/1	0.74	1.93	100,100,100,100	0
54	MG	BA	3558	1/1	0.74	0.36	91,91,91,91	0
54	MG	AA	1738	1/1	0.74	0.44	104,104,104,104	0
54	MG	BA	3038	1/1	0.74	0.28	63,63,63,63	0
54	MG	DA	3278	1/1	0.74	0.74	99,99,99,99	0
54	MG	CA	1722	1/1	0.74	0.31	116,116,116,116	0
54	MG	AA	1653	1/1	0.74	0.07	102,102,102,102	0
54	MG	DA	3564	1/1	0.74	0.13	77,77,77,77	0
54	MG	AA	1621	1/1	0.74	0.66	71,71,71,71	0
54	MG	DA	3026	1/1	0.74	0.41	83,83,83,83	0
54	MG	DA	3587	1/1	0.74	0.12	113,113,113,113	0

Continued on next page...

Continued from previous page...

Mol	Type	Chain	Res	Atoms	RSCC	RSR	B-factors(Å ²)	Q<0.9
54	MG	DA	3067	1/1	0.74	0.69	91,91,91,91	0
54	MG	BA	3593	1/1	0.74	0.14	81,81,81,81	0
54	MG	CA	1734	1/1	0.74	0.86	90,90,90,90	0
54	MG	BA	3070	1/1	0.74	0.39	85,85,85,85	0
54	MG	DA	3367	1/1	0.74	0.93	97,97,97,97	0
54	MG	DA	3337	1/1	0.75	0.38	88,88,88,88	0
54	MG	BA	3134	1/1	0.75	0.42	90,90,90,90	0
54	MG	BA	3310	1/1	0.75	0.43	109,109,109,109	0
54	MG	AA	1818	1/1	0.75	0.23	76,76,76,76	0
54	MG	CA	1837	1/1	0.75	0.61	83,83,83,83	0
54	MG	BA	3155	1/1	0.75	0.90	99,99,99,99	0
54	MG	DA	3385	1/1	0.75	0.46	69,69,69,69	0
54	MG	DA	3652	1/1	0.75	0.58	66,66,66,66	0
54	MG	DA	3402	1/1	0.75	0.26	95,95,95,95	0
54	MG	BA	3043	1/1	0.75	0.32	50,50,50,50	0
54	MG	BA	3197	1/1	0.75	0.17	84,84,84,84	0
54	MG	AA	1824	1/1	0.75	0.29	81,81,81,81	0
54	MG	BA	3019	1/1	0.75	0.23	67,67,67,67	0
54	MG	BA	3563	1/1	0.75	0.38	58,58,58,58	0
54	MG	BA	3362	1/1	0.75	0.93	130,130,130,130	0
54	MG	DA	3697	1/1	0.75	0.34	92,92,92,92	0
54	MG	DA	3211	1/1	0.75	0.36	64,64,64,64	0
54	MG	BB	217	1/1	0.75	0.34	72,72,72,72	0
54	MG	BA	3372	1/1	0.75	1.45	123,123,123,123	0
54	MG	CA	1898	1/1	0.75	0.85	87,87,87,87	0
54	MG	BA	3055	1/1	0.75	0.61	78,78,78,78	0
54	MG	DA	3726	1/1	0.75	0.29	106,106,106,106	0
54	MG	BA	3229	1/1	0.75	0.27	90,90,90,90	0
54	MG	BA	3256	1/1	0.75	0.17	105,105,105,105	0
54	MG	BA	3402	1/1	0.75	0.32	90,90,90,90	0
54	MG	DA	3277	1/1	0.75	0.27	59,59,59,59	0
54	MG	BA	3067	1/1	0.75	0.48	103,103,103,103	0
54	MG	BA	3261	1/1	0.75	1.47	92,92,92,92	0
54	MG	DA	3013	1/1	0.75	0.90	52,52,52,52	0
54	MG	CA	1764	1/1	0.75	0.15	65,65,65,65	0
54	MG	DA	3330	1/1	0.75	0.40	100,100,100,100	0
54	MG	BA	3033	1/1	0.75	0.43	77,77,77,77	0
54	MG	DA	3333	1/1	0.75	0.51	90,90,90,90	0
54	MG	BA	3166	1/1	0.76	0.90	86,86,86,86	0
54	MG	BA	3183	1/1	0.76	0.17	68,68,68,68	0
54	MG	BA	3502	1/1	0.76	0.12	81,81,81,81	0

Continued on next page...

Continued from previous page...

Mol	Type	Chain	Res	Atoms	RSCC	RSR	B-factors(Å ²)	Q<0.9
54	MG	CA	1666	1/1	0.76	0.33	104,104,104,104	0
54	MG	BA	3324	1/1	0.76	0.38	109,109,109,109	0
54	MG	DA	3450	1/1	0.76	0.72	81,81,81,81	0
54	MG	BA	3042	1/1	0.76	0.88	92,92,92,92	0
54	MG	AO	101	1/1	0.76	0.09	115,115,115,115	0
54	MG	BA	2995	1/1	0.76	0.83	57,57,57,57	0
54	MG	DA	3255	1/1	0.76	0.44	70,70,70,70	0
54	MG	BA	3204	1/1	0.76	0.54	68,68,68,68	0
54	MG	CA	1897	1/1	0.76	0.81	74,74,74,74	0
54	MG	AA	1690	1/1	0.76	0.30	88,88,88,88	0
54	MG	BA	3357	1/1	0.76	0.39	80,80,80,80	0
54	MG	BA	3117	1/1	0.76	0.47	91,91,91,91	0
54	MG	AA	1878	1/1	0.76	0.09	92,92,92,92	0
54	MG	BA	3585	1/1	0.76	0.52	69,69,69,69	0
54	MG	BA	3124	1/1	0.76	0.14	87,87,87,87	0
54	MG	AM	201	1/1	0.76	0.23	126,126,126,126	0
54	MG	CA	1917	1/1	0.76	0.30	105,105,105,105	0
54	MG	AN	102	1/1	0.76	0.82	91,91,91,91	0
54	MG	BA	3040	1/1	0.76	1.22	76,76,76,76	0
54	MG	BA	3413	1/1	0.76	0.41	65,65,65,65	0
54	MG	BA	3282	1/1	0.76	0.40	98,98,98,98	0
54	MG	CA	1612	1/1	0.76	0.34	76,76,76,76	0
54	MG	CA	1614	1/1	0.76	0.55	66,66,66,66	0
54	MG	BA	3094	1/1	0.76	0.27	63,63,63,63	0
54	MG	DA	3390	1/1	0.76	0.78	72,72,72,72	0
54	MG	DA	3618	1/1	0.76	0.53	129,129,129,129	0
54	MG	BA	3605	1/1	0.76	0.42	69,69,69,69	0
54	MG	DA	3809	1/1	0.77	1.08	84,84,84,84	0
54	MG	BA	3288	1/1	0.77	0.52	113,113,113,113	0
54	MG	BA	3297	1/1	0.77	0.67	98,98,98,98	0
54	MG	BA	3416	1/1	0.77	0.12	83,83,83,83	0
54	MG	BA	2978	1/1	0.77	0.70	58,58,58,58	0
54	MG	DA	3231	1/1	0.77	0.48	81,81,81,81	0
54	MG	DA	3424	1/1	0.77	0.19	90,90,90,90	0
54	MG	CA	1627	1/1	0.77	1.09	99,99,99,99	0
54	MG	CA	1740	1/1	0.77	0.14	117,117,117,117	0
54	MG	BA	3576	1/1	0.77	0.68	83,83,83,83	0
54	MG	DA	3666	1/1	0.77	0.30	81,81,81,81	0
54	MG	DA	3452	1/1	0.77	0.52	74,74,74,74	0
54	MG	BA	3022	1/1	0.77	0.38	83,83,83,83	0
54	MG	CA	1766	1/1	0.77	0.12	77,77,77,77	0

Continued on next page...

Continued from previous page...

Mol	Type	Chain	Res	Atoms	RSCC	RSR	B-factors(\AA^2)	Q<0.9
54	MG	BA	3426	1/1	0.77	0.35	87,87,87,87	0
54	MG	CA	1643	1/1	0.77	0.18	70,70,70,70	0
54	MG	DA	2976	1/1	0.77	1.34	68,68,68,68	0
54	MG	BA	3133	1/1	0.77	0.40	86,86,86,86	0
54	MG	DA	3295	1/1	0.77	0.40	107,107,107,107	0
54	MG	BA	3475	1/1	0.77	1.12	67,67,67,67	0
54	MG	BA	3378	1/1	0.77	0.46	80,80,80,80	0
54	MG	AA	1734	1/1	0.77	0.21	96,96,96,96	0
54	MG	DA	3034	1/1	0.77	0.53	89,89,89,89	0
54	MG	DD	305	1/1	0.77	0.41	52,52,52,52	0
54	MG	DA	3047	1/1	0.77	0.45	74,74,74,74	0
54	MG	DE	302	1/1	0.77	0.41	83,83,83,83	0
54	MG	CA	1950	1/1	0.77	0.35	107,107,107,107	0
54	MG	BA	2962	1/1	0.77	0.30	54,54,54,54	0
54	MG	BE	301	1/1	0.77	0.13	75,75,75,75	0
54	MG	CA	1884	1/1	0.77	0.23	99,99,99,99	0
54	MG	BA	3284	1/1	0.77	0.23	95,95,95,95	0
54	MG	BA	3525	1/1	0.77	0.35	67,67,67,67	0
54	MG	BA	3400	1/1	0.77	0.55	83,83,83,83	0
54	MG	DA	3383	1/1	0.77	0.34	112,112,112,112	0
54	MG	BA	3287	1/1	0.77	0.33	83,83,83,83	0
54	MG	CL	206	1/1	0.78	0.16	87,87,87,87	0
54	MG	AA	1649	1/1	0.78	0.16	74,74,74,74	0
54	MG	CA	1843	1/1	0.78	0.16	109,109,109,109	0
54	MG	BA	3003	1/1	0.78	0.46	55,55,55,55	0
54	MG	DA	3155	1/1	0.78	0.29	70,70,70,70	0
54	MG	DB	225	1/1	0.78	0.18	72,72,72,72	0
54	MG	BA	3242	1/1	0.78	0.15	112,112,112,112	0
54	MG	CC	301	1/1	0.78	0.09	93,93,93,93	0
54	MG	CA	1874	1/1	0.78	0.38	76,76,76,76	0
54	MG	AA	1755	1/1	0.78	0.16	98,98,98,98	0
54	MG	AA	1876	1/1	0.78	0.12	80,80,80,80	0
54	MG	BA	3301	1/1	0.78	0.37	58,58,58,58	0
54	MG	DA	3343	1/1	0.78	0.30	97,97,97,97	0
54	MG	DA	3655	1/1	0.78	0.35	60,60,60,60	0
54	MG	AE	203	1/1	0.78	0.12	91,91,91,91	0
54	MG	DA	3780	1/1	0.78	0.30	67,67,67,67	0
54	MG	BA	3273	1/1	0.78	0.36	73,73,73,73	0
54	MG	DA	3517	1/1	0.78	0.21	102,102,102,102	0
54	MG	BU	202	1/1	0.78	0.24	74,74,74,74	0
54	MG	DA	3377	1/1	0.78	0.31	107,107,107,107	0
54	MG	DA	3040	1/1	0.78	0.34	76,76,76,76	0

Continued on next page...

Continued from previous page...

Mol	Type	Chain	Res	Atoms	RSCC	RSR	B-factors(\AA^2)	Q<0.9
54	MG	DA	3688	1/1	0.78	0.56	50,50,50,50	0
54	MG	AK	202	1/1	0.78	0.10	101,101,101,101	0
54	MG	CG	202	1/1	0.78	0.62	131,131,131,131	0
54	MG	CK	201	1/1	0.78	0.16	136,136,136,136	0
54	MG	CA	1665	1/1	0.78	1.00	71,71,71,71	0
54	MG	DA	3573	1/1	0.78	0.43	85,85,85,85	0
54	MG	DA	3759	1/1	0.79	0.53	97,97,97,97	0
54	MG	BA	3370	1/1	0.79	0.27	76,76,76,76	0
54	MG	BA	3493	1/1	0.79	0.47	75,75,75,75	0
54	MG	BA	3600	1/1	0.79	0.14	93,93,93,93	0
54	MG	AA	1847	1/1	0.79	0.33	90,90,90,90	0
54	MG	BY	103	1/1	0.79	0.21	95,95,95,95	0
54	MG	BA	3026	1/1	0.79	0.15	68,68,68,68	0
54	MG	DA	3786	1/1	0.79	0.88	104,104,104,104	0
54	MG	BA	3382	1/1	0.79	0.15	85,85,85,85	0
54	MG	DA	3797	1/1	0.79	0.26	101,101,101,101	0
54	MG	CA	1932	1/1	0.79	0.13	84,84,84,84	0
54	MG	CA	1617	1/1	0.79	0.19	104,104,104,104	0
54	MG	CA	1778	1/1	0.79	0.32	94,94,94,94	0
54	MG	BA	3163	1/1	0.79	0.45	87,87,87,87	0
54	MG	DA	3828	1/1	0.79	0.24	85,85,85,85	0
54	MG	DA	3069	1/1	0.79	0.46	61,61,61,61	0
54	MG	AA	1823	1/1	0.79	0.63	148,148,148,148	0
54	MG	BA	3527	1/1	0.79	0.51	65,65,65,65	0
54	MG	BA	3322	1/1	0.79	0.36	71,71,71,71	0
54	MG	BA	3129	1/1	0.79	0.25	98,98,98,98	0
54	MG	BA	3184	1/1	0.79	0.61	67,67,67,67	0
54	MG	AA	1693	1/1	0.79	0.46	83,83,83,83	0
54	MG	CA	1657	1/1	0.79	0.17	60,60,60,60	0
54	MG	CC	308	1/1	0.79	0.25	110,110,110,110	0
54	MG	BA	3653	1/1	0.79	0.42	82,82,82,82	0
54	MG	DA	3411	1/1	0.79	0.51	68,68,68,68	0
54	MG	DA	3417	1/1	0.79	0.65	72,72,72,72	0
54	MG	BA	3559	1/1	0.79	0.76	70,70,70,70	0
54	MG	DA	3210	1/1	0.79	0.17	92,92,92,92	0
54	MG	DA	3668	1/1	0.79	0.56	133,133,133,133	0
54	MG	AA	1792	1/1	0.79	0.10	101,101,101,101	0
54	MG	DA	3676	1/1	0.79	0.23	92,92,92,92	0
54	MG	DA	3223	1/1	0.79	0.10	83,83,83,83	0
54	MG	BA	3280	1/1	0.79	0.43	61,61,61,61	0
54	MG	AA	1846	1/1	0.79	0.40	88,88,88,88	0

Continued on next page...

Continued from previous page...

Mol	Type	Chain	Res	Atoms	RSCC	RSR	B-factors(Å ²)	Q<0.9
54	MG	BA	3202	1/1	0.79	0.34	126,126,126,126	0
54	MG	DA	3462	1/1	0.79	0.39	83,83,83,83	0
54	MG	BA	3136	1/1	0.79	0.36	64,64,64,64	0
54	MG	CA	1710	1/1	0.79	0.16	169,169,169,169	0
54	MG	DF	201	1/1	0.79	0.32	70,70,70,70	0
54	MG	DG	201	1/1	0.79	0.19	108,108,108,108	0
54	MG	DA	3251	1/1	0.79	0.15	77,77,77,77	0
54	MG	DA	3713	1/1	0.79	0.56	96,96,96,96	0
54	MG	DI	101	1/1	0.79	0.29	104,104,104,104	0
54	MG	BA	3451	1/1	0.79	0.94	47,47,47,47	0
54	MG	CA	1714	1/1	0.79	0.36	123,123,123,123	0
54	MG	DA	3259	1/1	0.79	0.15	87,87,87,87	0
54	MG	BA	3462	1/1	0.79	0.61	80,80,80,80	0
54	MG	DA	3505	1/1	0.79	0.40	105,105,105,105	0
54	MG	BJ	201	1/1	0.79	0.18	75,75,75,75	0
54	MG	BA	3148	1/1	0.79	0.28	62,62,62,62	0
54	MG	AA	1834	1/1	0.80	1.42	77,77,77,77	0
54	MG	AA	1868	1/1	0.80	0.27	101,101,101,101	0
54	MG	DA	3771	1/1	0.80	0.35	58,58,58,58	0
54	MG	BA	3108	1/1	0.80	0.51	72,72,72,72	0
54	MG	DA	3781	1/1	0.80	0.34	55,55,55,55	0
54	MG	BA	3090	1/1	0.80	0.44	84,84,84,84	0
54	MG	BA	2926	1/1	0.80	0.69	50,50,50,50	0
54	MG	DA	3366	1/1	0.80	0.38	73,73,73,73	0
54	MG	DA	3800	1/1	0.80	0.36	95,95,95,95	0
54	MG	DA	3603	1/1	0.80	0.69	64,64,64,64	0
54	MG	BA	3175	1/1	0.80	0.43	71,71,71,71	0
54	MG	BA	3545	1/1	0.80	0.59	59,59,59,59	0
54	MG	DA	3380	1/1	0.80	0.21	84,84,84,84	0
54	MG	DA	3154	1/1	0.80	0.39	50,50,50,50	0
54	MG	AA	1716	1/1	0.80	0.32	96,96,96,96	0
54	MG	B3	101	1/1	0.80	0.16	96,96,96,96	0
54	MG	DA	3648	1/1	0.80	0.48	60,60,60,60	0
54	MG	DA	3180	1/1	0.80	0.30	78,78,78,78	0
54	MG	BA	3392	1/1	0.80	0.27	108,108,108,108	0
54	MG	BA	3220	1/1	0.80	0.32	79,79,79,79	0
54	MG	CG	203	1/1	0.80	0.22	100,100,100,100	0
54	MG	BA	3468	1/1	0.80	0.55	57,57,57,57	0
54	MG	BA	3569	1/1	0.80	0.13	116,116,116,116	0
54	MG	CL	204	1/1	0.80	0.25	86,86,86,86	0
54	MG	DA	3425	1/1	0.80	0.25	113,113,113,113	0
54	MG	DA	3428	1/1	0.80	0.38	71,71,71,71	0

Continued on next page...

Continued from previous page...

Mol	Type	Chain	Res	Atoms	RSCC	RSR	B-factors(\AA^2)	Q<0.9
54	MG	DA	3675	1/1	0.80	0.60	46,46,46,46	0
54	MG	CA	1623	1/1	0.80	0.40	93,93,93,93	0
54	MG	BA	3646	1/1	0.80	0.28	82,82,82,82	0
54	MG	DA	3689	1/1	0.80	1.07	67,67,67,67	0
54	MG	BA	3147	1/1	0.80	0.33	123,123,123,123	0
54	MG	BA	3185	1/1	0.80	0.41	85,85,85,85	0
54	MG	CA	1770	1/1	0.80	0.09	125,125,125,125	0
54	MG	BA	3673	1/1	0.80	0.27	92,92,92,92	0
54	MG	CA	1790	1/1	0.80	0.28	132,132,132,132	0
54	MG	DA	2924	1/1	0.80	0.51	68,68,68,68	0
54	MG	BA	3501	1/1	0.80	1.80	105,105,105,105	0
54	MG	DA	3708	1/1	0.80	0.18	63,63,63,63	0
54	MG	DA	2988	1/1	0.80	0.43	23,23,23,23	0
54	MG	BA	3681	1/1	0.80	0.26	95,95,95,95	0
54	MG	BA	3243	1/1	0.80	0.51	85,85,85,85	0
54	MG	BA	3504	1/1	0.80	0.52	94,94,94,94	0
54	MG	DA	3304	1/1	0.80	0.28	85,85,85,85	0
54	MG	CA	1830	1/1	0.80	0.26	82,82,82,82	0
54	MG	DA	3029	1/1	0.80	0.37	74,74,74,74	0
54	MG	BA	3505	1/1	0.80	0.29	81,81,81,81	0
54	MG	BA	3507	1/1	0.80	0.31	68,68,68,68	0
54	MG	BA	3406	1/1	0.80	0.77	88,88,88,88	0
54	MG	CB	303	1/1	0.80	0.10	122,122,122,122	0
54	MG	DA	3068	1/1	0.80	0.53	64,64,64,64	0
54	MG	D4	104	1/1	0.80	0.28	76,76,76,76	0
54	MG	BA	3541	1/1	0.81	0.69	89,89,89,89	0
54	MG	CA	1703	1/1	0.81	0.21	113,113,113,113	0
54	MG	BA	2970	1/1	0.81	0.42	55,55,55,55	0
54	MG	BA	3471	1/1	0.81	0.27	70,70,70,70	0
54	MG	CA	1852	1/1	0.81	0.38	101,101,101,101	0
54	MG	DA	3571	1/1	0.81	1.03	72,72,72,72	0
54	MG	CA	1863	1/1	0.81	0.14	125,125,125,125	0
54	MG	BA	3626	1/1	0.81	0.59	64,64,64,64	0
54	MG	DA	3585	1/1	0.81	0.24	154,154,154,154	0
54	MG	BA	3629	1/1	0.81	0.34	86,86,86,86	0
54	MG	CA	1881	1/1	0.81	0.30	74,74,74,74	0
54	MG	DA	3101	1/1	0.81	0.46	75,75,75,75	0
54	MG	AA	1728	1/1	0.81	0.29	71,71,71,71	0
54	MG	CA	1719	1/1	0.81	0.43	78,78,78,78	0
54	MG	BA	3479	1/1	0.81	0.25	69,69,69,69	0
54	MG	BA	3101	1/1	0.81	0.87	74,74,74,74	0
54	MG	BA	3498	1/1	0.81	0.97	67,67,67,67	0

Continued on next page...

Continued from previous page...

Mol	Type	Chain	Res	Atoms	RSCC	RSR	B-factors(\AA^2)	Q<0.9
54	MG	AA	1874	1/1	0.81	0.11	87,87,87,87	0
54	MG	BA	3138	1/1	0.81	0.31	88,88,88,88	0
54	MG	DA	3397	1/1	0.81	0.92	124,124,124,124	0
54	MG	AA	1819	1/1	0.81	0.45	73,73,73,73	0
54	MG	DA	3841	1/1	0.81	0.40	80,80,80,80	0
54	MG	DA	3188	1/1	0.81	0.53	69,69,69,69	0
54	MG	DA	3848	1/1	0.81	0.95	105,105,105,105	0
54	MG	DA	3410	1/1	0.81	0.32	48,48,48,48	0
54	MG	DA	3853	1/1	0.81	0.28	114,114,114,114	0
54	MG	AA	1672	1/1	0.81	0.66	78,78,78,78	0
54	MG	CA	1760	1/1	0.81	0.27	66,66,66,66	0
54	MG	AA	1799	1/1	0.81	0.51	58,58,58,58	0
54	MG	DA	3420	1/1	0.81	0.21	110,110,110,110	0
54	MG	CA	1900	1/1	0.81	0.23	86,86,86,86	0
54	MG	AA	1658	1/1	0.81	0.18	84,84,84,84	0
54	MG	DA	3224	1/1	0.81	0.40	55,55,55,55	0
54	MG	DA	3673	1/1	0.81	0.20	85,85,85,85	0
54	MG	BA	3158	1/1	0.81	0.96	99,99,99,99	0
54	MG	DB	235	1/1	0.81	0.41	91,91,91,91	0
54	MG	AA	1614	1/1	0.81	0.20	68,68,68,68	0
54	MG	BA	3596	1/1	0.81	0.23	71,71,71,71	0
54	MG	DA	3437	1/1	0.81	0.64	120,120,120,120	0
54	MG	BA	3222	1/1	0.81	0.23	86,86,86,86	0
54	MG	CA	1796	1/1	0.81	0.37	87,87,87,87	0
54	MG	CV	6202	1/1	0.81	0.12	108,108,108,108	0
54	MG	CA	1918	1/1	0.81	0.69	84,84,84,84	0
54	MG	DA	2917	1/1	0.81	0.18	71,71,71,71	0
54	MG	AA	1626	1/1	0.81	0.23	88,88,88,88	0
54	MG	DA	2953	1/1	0.81	0.61	46,46,46,46	0
54	MG	BA	3237	1/1	0.81	0.30	64,64,64,64	0
54	MG	AA	1607	1/1	0.81	0.59	46,46,46,46	0
54	MG	BA	3534	1/1	0.81	0.42	82,82,82,82	0
54	MG	CA	1938	1/1	0.81	0.20	81,81,81,81	0
54	MG	DA	3509	1/1	0.81	0.14	148,148,148,148	0
54	MG	CA	1941	1/1	0.81	0.19	70,70,70,70	0
54	MG	DO	201	1/1	0.81	0.53	55,55,55,55	0
54	MG	DA	3522	1/1	0.81	0.52	147,147,147,147	0
54	MG	DA	3749	1/1	0.81	0.73	59,59,59,59	0
54	MG	DA	3752	1/1	0.81	0.41	74,74,74,74	0
54	MG	DA	3025	1/1	0.81	0.56	80,80,80,80	0
54	MG	DA	3535	1/1	0.81	0.31	107,107,107,107	0
54	MG	CA	1943	1/1	0.81	0.39	87,87,87,87	0

Continued on next page...

Continued from previous page...

Mol	Type	Chain	Res	Atoms	RSCC	RSR	B-factors(\AA^2)	Q<0.9
54	MG	BA	3226	1/1	0.82	0.36	59,59,59,59	0
54	MG	BA	3153	1/1	0.82	0.24	79,79,79,79	0
54	MG	BA	3627	1/1	0.82	0.34	67,67,67,67	0
54	MG	BA	3536	1/1	0.82	0.34	83,83,83,83	0
54	MG	CA	1795	1/1	0.82	0.20	131,131,131,131	0
54	MG	DA	3566	1/1	0.82	0.29	91,91,91,91	0
54	MG	BA	3032	1/1	0.82	0.37	76,76,76,76	0
54	MG	AA	1685	1/1	0.82	0.39	64,64,64,64	0
54	MG	AA	1630	1/1	0.82	0.27	81,81,81,81	0
54	MG	AA	1617	1/1	0.82	0.59	84,84,84,84	0
54	MG	CA	1816	1/1	0.82	0.41	107,107,107,107	0
54	MG	CA	1818	1/1	0.82	0.43	91,91,91,91	0
54	MG	DA	3360	1/1	0.82	0.33	107,107,107,107	0
54	MG	CA	1952	1/1	0.82	0.29	88,88,88,88	0
54	MG	DA	3596	1/1	0.82	0.81	113,113,113,113	0
54	MG	CA	1647	1/1	0.82	0.27	94,94,94,94	0
54	MG	CA	1960	1/1	0.82	0.15	91,91,91,91	0
54	MG	BA	3167	1/1	0.82	0.62	87,87,87,87	0
54	MG	CB	301	1/1	0.82	0.22	115,115,115,115	0
54	MG	BA	3648	1/1	0.82	0.31	63,63,63,63	0
54	MG	CA	1842	1/1	0.82	0.40	103,103,103,103	0
54	MG	AA	1789	1/1	0.82	0.41	106,106,106,106	0
54	MG	BA	3657	1/1	0.82	0.43	84,84,84,84	0
54	MG	BA	3662	1/1	0.82	0.22	108,108,108,108	0
54	MG	AA	1853	1/1	0.82	0.10	86,86,86,86	0
54	MG	AG	201	1/1	0.82	0.10	106,106,106,106	0
54	MG	DA	3660	1/1	0.82	0.34	65,65,65,65	0
54	MG	DA	3182	1/1	0.82	0.29	63,63,63,63	0
54	MG	BA	3373	1/1	0.82	0.36	61,61,61,61	0
54	MG	DA	3193	1/1	0.82	0.31	86,86,86,86	0
54	MG	CA	1877	1/1	0.82	0.26	126,126,126,126	0
54	MG	CA	1696	1/1	0.82	0.16	75,75,75,75	0
54	MG	CF	202	1/1	0.82	0.22	83,83,83,83	0
54	MG	BA	3496	1/1	0.82	0.16	67,67,67,67	0
54	MG	BA	3588	1/1	0.82	0.73	52,52,52,52	0
54	MG	BA	3277	1/1	0.82	0.34	110,110,110,110	0
54	MG	BA	2973	1/1	0.82	0.15	60,60,60,60	0
54	MG	DA	3685	1/1	0.82	0.39	82,82,82,82	0
54	MG	AG	202	1/1	0.82	0.31	129,129,129,129	0
54	MG	AA	1674	1/1	0.82	0.94	113,113,113,113	0
54	MG	DA	3461	1/1	0.82	0.39	88,88,88,88	0
54	MG	AA	1722	1/1	0.82	0.50	53,53,53,53	0

Continued on next page...

Continued from previous page...

Mol	Type	Chain	Res	Atoms	RSCC	RSR	B-factors(Å ²)	Q<0.9
54	MG	BA	3201	1/1	0.82	0.42	107,107,107,107	0
54	MG	AA	1636	1/1	0.82	0.11	96,96,96,96	0
54	MG	BA	3511	1/1	0.82	1.01	78,78,78,78	0
54	MG	BA	3077	1/1	0.82	0.51	55,55,55,55	0
54	MG	AA	1759	1/1	0.82	0.48	110,110,110,110	0
54	MG	BA	3092	1/1	0.82	0.69	123,123,123,123	0
54	MG	DA	3712	1/1	0.82	0.20	41,41,41,41	0
54	MG	DA	3491	1/1	0.82	1.21	99,99,99,99	0
54	MG	DA	3716	1/1	0.82	0.58	78,78,78,78	0
54	MG	CA	1906	1/1	0.82	0.32	80,80,80,80	0
54	MG	DA	3502	1/1	0.82	0.34	93,93,93,93	0
54	MG	CA	1736	1/1	0.82	0.25	73,73,73,73	0
54	MG	DM	1400	1/1	0.82	0.45	106,106,106,106	0
54	MG	DA	3732	1/1	0.82	0.32	81,81,81,81	0
54	MG	BA	3608	1/1	0.82	0.32	101,101,101,101	0
54	MG	DQ	202	1/1	0.82	0.20	97,97,97,97	0
54	MG	DA	3735	1/1	0.82	0.17	97,97,97,97	0
54	MG	DA	3291	1/1	0.82	0.26	57,57,57,57	0
54	MG	BA	3612	1/1	0.82	0.34	85,85,85,85	0
54	MG	AA	1701	1/1	0.82	0.19	84,84,84,84	0
54	MG	AA	1807	1/1	0.82	0.50	76,76,76,76	0
54	MG	BA	3595	1/1	0.83	0.34	108,108,108,108	0
54	MG	CA	1680	1/1	0.83	0.41	63,63,63,63	0
54	MG	DA	3057	1/1	0.83	0.36	79,79,79,79	0
54	MG	DA	3061	1/1	0.83	0.23	55,55,55,55	0
54	MG	BA	3262	1/1	0.83	0.14	75,75,75,75	0
54	MG	DA	3583	1/1	0.83	0.49	119,119,119,119	0
54	MG	BB	206	1/1	0.83	0.47	125,125,125,125	0
54	MG	CA	1967	1/1	0.83	0.32	93,93,93,93	0
54	MG	DA	3070	1/1	0.83	0.05	85,85,85,85	0
54	MG	DA	3081	1/1	0.83	0.68	67,67,67,67	0
54	MG	CA	1856	1/1	0.83	1.38	118,118,118,118	0
54	MG	DA	3795	1/1	0.83	0.48	80,80,80,80	0
54	MG	DA	3598	1/1	0.83	0.13	108,108,108,108	0
54	MG	CA	1858	1/1	0.83	0.87	107,107,107,107	0
54	MG	BB	211	1/1	0.83	0.44	85,85,85,85	0
54	MG	DA	3605	1/1	0.83	0.27	103,103,103,103	0
54	MG	AA	1652	1/1	0.83	0.33	95,95,95,95	0
54	MG	DA	3384	1/1	0.83	0.29	84,84,84,84	0
54	MG	DA	3827	1/1	0.83	0.24	103,103,103,103	0
54	MG	CC	304	1/1	0.83	0.21	121,121,121,121	0
54	MG	BA	3008	1/1	0.83	0.36	70,70,70,70	0

Continued on next page...

Continued from previous page...

Mol	Type	Chain	Res	Atoms	RSCC	RSR	B-factors(\AA^2)	Q<0.9
54	MG	DA	3113	1/1	0.83	0.16	66,66,66,66	0
54	MG	DA	3114	1/1	0.83	0.37	66,66,66,66	0
54	MG	BB	220	1/1	0.83	0.32	75,75,75,75	0
54	MG	DA	3650	1/1	0.83	0.43	55,55,55,55	0
54	MG	DA	3842	1/1	0.83	0.38	105,105,105,105	0
54	MG	DA	3143	1/1	0.83	0.25	67,67,67,67	0
54	MG	BB	225	1/1	0.83	1.21	96,96,96,96	0
54	MG	CD	302	1/1	0.83	0.13	74,74,74,74	0
54	MG	BA	3361	1/1	0.83	0.27	154,154,154,154	0
54	MG	DA	3858	1/1	0.83	0.32	58,58,58,58	0
54	MG	AC	301	1/1	0.83	0.22	104,104,104,104	0
54	MG	CA	1885	1/1	0.83	0.37	75,75,75,75	0
54	MG	DB	209	1/1	0.83	0.33	103,103,103,103	0
54	MG	BC	303	1/1	0.83	0.41	95,95,95,95	0
54	MG	BA	3109	1/1	0.83	0.48	77,77,77,77	0
54	MG	BA	3466	1/1	0.83	0.52	61,61,61,61	0
54	MG	BA	3205	1/1	0.83	0.48	70,70,70,70	0
54	MG	DB	226	1/1	0.83	0.14	73,73,73,73	0
54	MG	BA	3066	1/1	0.83	1.05	91,91,91,91	0
54	MG	BA	3548	1/1	0.83	0.31	61,61,61,61	0
54	MG	BA	3621	1/1	0.83	0.58	107,107,107,107	0
54	MG	BA	3208	1/1	0.83	0.45	96,96,96,96	0
54	MG	BA	3557	1/1	0.83	0.36	67,67,67,67	0
54	MG	AA	1861	1/1	0.83	0.22	81,81,81,81	0
54	MG	BA	3384	1/1	0.83	0.30	93,93,93,93	0
54	MG	AA	1864	1/1	0.83	0.17	75,75,75,75	0
54	MG	AA	1724	1/1	0.83	0.35	79,79,79,79	0
54	MG	AA	1803	1/1	0.83	0.49	69,69,69,69	0
54	MG	BA	3642	1/1	0.83	0.19	98,98,98,98	0
54	MG	AH	201	1/1	0.83	0.28	78,78,78,78	0
54	MG	AA	1708	1/1	0.83	0.37	137,137,137,137	0
54	MG	AA	1633	1/1	0.83	0.29	123,123,123,123	0
54	MG	DA	3501	1/1	0.83	0.26	96,96,96,96	0
54	MG	CA	1637	1/1	0.83	0.09	98,98,98,98	0
54	MG	BA	3651	1/1	0.83	0.50	77,77,77,77	0
54	MG	BA	3652	1/1	0.83	0.34	109,109,109,109	0
54	MG	DA	3511	1/1	0.83	0.51	52,52,52,52	0
54	MG	DK	203	1/1	0.83	0.24	73,73,73,73	0
54	MG	DA	2989	1/1	0.83	0.36	39,39,39,39	0
54	MG	BA	3135	1/1	0.83	0.24	61,61,61,61	0
54	MG	AA	1656	1/1	0.83	0.56	86,86,86,86	0
54	MG	DA	3306	1/1	0.83	0.15	152,152,152,152	0

Continued on next page...

Continued from previous page...

Mol	Type	Chain	Res	Atoms	RSCC	RSR	B-factors(\AA^2)	Q<0.9
54	MG	DA	3741	1/1	0.83	0.18	84,84,84,84	0
54	MG	BA	3189	1/1	0.83	0.29	76,76,76,76	0
54	MG	CA	1819	1/1	0.83	0.26	109,109,109,109	0
54	MG	BA	3515	1/1	0.83	0.38	54,54,54,54	0
54	MG	BA	3670	1/1	0.83	0.72	90,90,90,90	0
54	MG	AA	1629	1/1	0.83	0.42	66,66,66,66	0
55	ZN	CN	101	1/1	0.83	0.20	244,244,244,244	0
54	MG	BA	2994	1/1	0.84	0.54	90,90,90,90	0
54	MG	CA	1971	1/1	0.84	0.43	86,86,86,86	0
54	MG	AA	1764	1/1	0.84	0.61	99,99,99,99	0
54	MG	DA	3657	1/1	0.84	0.76	57,57,57,57	0
54	MG	BA	3487	1/1	0.84	0.40	90,90,90,90	0
54	MG	BA	3169	1/1	0.84	0.26	43,43,43,43	0
54	MG	AV	6206	1/1	0.84	0.20	87,87,87,87	0
54	MG	CA	1723	1/1	0.84	0.74	85,85,85,85	0
54	MG	DA	3280	1/1	0.84	0.15	85,85,85,85	0
54	MG	AA	1642	1/1	0.84	0.63	100,100,100,100	0
54	MG	BA	3012	1/1	0.84	0.89	71,71,71,71	0
54	MG	B2	103	1/1	0.84	0.09	75,75,75,75	0
54	MG	DA	3479	1/1	0.84	0.20	130,130,130,130	0
54	MG	AL	202	1/1	0.84	0.12	67,67,67,67	0
54	MG	DA	3496	1/1	0.84	0.39	95,95,95,95	0
54	MG	DA	3075	1/1	0.84	0.19	50,50,50,50	0
54	MG	CD	303	1/1	0.84	0.21	76,76,76,76	0
54	MG	DA	3317	1/1	0.84	0.29	96,96,96,96	0
54	MG	BA	2963	1/1	0.84	0.70	34,34,34,34	0
54	MG	DA	3863	1/1	0.84	0.94	104,104,104,104	0
54	MG	BA	3399	1/1	0.84	0.37	104,104,104,104	0
54	MG	CA	1738	1/1	0.84	0.23	93,93,93,93	0
54	MG	BA	3140	1/1	0.84	0.33	62,62,62,62	0
54	MG	AQ	203	1/1	0.84	0.20	101,101,101,101	0
54	MG	DB	223	1/1	0.84	0.17	82,82,82,82	0
54	MG	DA	3529	1/1	0.84	0.23	61,61,61,61	0
54	MG	DA	3339	1/1	0.84	0.22	81,81,81,81	0
54	MG	DB	228	1/1	0.84	0.28	88,88,88,88	0
54	MG	BA	3330	1/1	0.84	0.60	101,101,101,101	0
54	MG	DA	3711	1/1	0.84	0.44	84,84,84,84	0
54	MG	BA	3512	1/1	0.84	0.34	77,77,77,77	0
54	MG	BA	3110	1/1	0.84	0.48	72,72,72,72	0
54	MG	BA	3112	1/1	0.84	0.30	65,65,65,65	0
54	MG	CA	1638	1/1	0.84	0.06	101,101,101,101	0
54	MG	DA	3554	1/1	0.84	0.30	136,136,136,136	0

Continued on next page...

Continued from previous page...

Mol	Type	Chain	Res	Atoms	RSCC	RSR	B-factors(\AA^2)	Q<0.9
54	MG	BA	3269	1/1	0.84	0.70	104,104,104,104	0
54	MG	BA	3272	1/1	0.84	0.78	81,81,81,81	0
54	MG	BA	3353	1/1	0.84	0.47	85,85,85,85	0
54	MG	BA	3152	1/1	0.84	0.12	76,76,76,76	0
54	MG	BA	3445	1/1	0.84	0.46	61,61,61,61	0
54	MG	BA	3607	1/1	0.84	0.77	62,62,62,62	0
54	MG	BA	2971	1/1	0.84	0.23	76,76,76,76	0
54	MG	BB	219	1/1	0.84	0.09	69,69,69,69	0
54	MG	BA	2972	1/1	0.84	0.33	61,61,61,61	0
54	MG	BB	221	1/1	0.84	0.35	89,89,89,89	0
54	MG	CA	1683	1/1	0.84	0.34	72,72,72,72	0
54	MG	DA	3215	1/1	0.84	0.38	73,73,73,73	0
54	MG	BB	224	1/1	0.84	0.36	140,140,140,140	0
54	MG	AA	1714	1/1	0.84	0.80	81,81,81,81	0
54	MG	AA	1620	1/1	0.84	0.58	56,56,56,56	0
54	MG	DA	3228	1/1	0.84	0.32	54,54,54,54	0
54	MG	BA	3616	1/1	0.84	0.23	89,89,89,89	0
54	MG	BA	3371	1/1	0.84	0.28	114,114,114,114	0
54	MG	DS	201	1/1	0.84	0.37	98,98,98,98	0
54	MG	DV	201	1/1	0.84	0.19	90,90,90,90	0
54	MG	DA	3237	1/1	0.84	0.72	64,64,64,64	0
54	MG	DA	3244	1/1	0.84	0.55	85,85,85,85	0
54	MG	BA	3283	1/1	0.84	0.26	100,100,100,100	0
54	MG	BA	3555	1/1	0.84	0.56	66,66,66,66	0
54	MG	DA	3634	1/1	0.84	1.08	106,106,106,106	0
54	MG	CA	1711	1/1	0.84	0.48	76,76,76,76	0
54	MG	BA	3028	1/1	0.85	1.59	61,61,61,61	0
54	MG	AA	1838	1/1	0.85	0.63	77,77,77,77	0
54	MG	DA	3770	1/1	0.85	0.17	79,79,79,79	0
54	MG	AA	1695	1/1	0.85	0.12	96,96,96,96	0
54	MG	DA	3365	1/1	0.85	0.34	83,83,83,83	0
54	MG	DA	3127	1/1	0.85	0.44	76,76,76,76	0
54	MG	AE	202	1/1	0.85	0.21	173,173,173,173	0
54	MG	BA	3291	1/1	0.85	0.39	102,102,102,102	0
54	MG	DA	3793	1/1	0.85	0.25	106,106,106,106	0
54	MG	CL	201	1/1	0.85	0.13	99,99,99,99	0
54	MG	DA	3163	1/1	0.85	0.31	113,113,113,113	0
54	MG	AA	1769	1/1	0.85	0.48	118,118,118,118	0
54	MG	DA	3801	1/1	0.85	0.29	83,83,83,83	0
54	MG	BA	3215	1/1	0.85	0.65	64,64,64,64	0
54	MG	DA	3808	1/1	0.85	0.32	116,116,116,116	0
54	MG	BB	202	1/1	0.85	0.44	48,48,48,48	0

Continued on next page...

Continued from previous page...

Mol	Type	Chain	Res	Atoms	RSCC	RSR	B-factors(\AA^2)	Q<0.9
54	MG	AF	201	1/1	0.85	0.14	90,90,90,90	0
54	MG	CA	1799	1/1	0.85	0.18	109,109,109,109	0
54	MG	DA	3616	1/1	0.85	0.46	103,103,103,103	0
54	MG	DA	3403	1/1	0.85	0.30	56,56,56,56	0
54	MG	DA	3619	1/1	0.85	0.95	83,83,83,83	0
54	MG	AA	1687	1/1	0.85	0.70	108,108,108,108	0
54	MG	CO	103	1/1	0.85	1.02	203,203,203,203	0
54	MG	BA	3514	1/1	0.85	0.18	83,83,83,83	0
54	MG	CQ	201	1/1	0.85	0.38	103,103,103,103	0
54	MG	BA	3602	1/1	0.85	0.72	98,98,98,98	0
54	MG	DA	3217	1/1	0.85	0.31	59,59,59,59	0
54	MG	BA	2987	1/1	0.85	0.06	79,79,79,79	0
54	MG	CV	6203	1/1	0.85	0.38	80,80,80,80	0
54	MG	AA	1778	1/1	0.85	0.62	113,113,113,113	0
54	MG	DA	3226	1/1	0.85	0.41	86,86,86,86	0
54	MG	AA	1731	1/1	0.85	0.32	83,83,83,83	0
54	MG	CA	1939	1/1	0.85	0.07	144,144,144,144	0
54	MG	BA	3058	1/1	0.85	0.48	78,78,78,78	0
54	MG	BA	3335	1/1	0.85	0.88	80,80,80,80	0
54	MG	DA	3241	1/1	0.85	0.09	76,76,76,76	0
54	MG	DA	3457	1/1	0.85	0.28	86,86,86,86	0
54	MG	DA	3670	1/1	0.85	0.61	83,83,83,83	0
54	MG	DA	2985	1/1	0.85	0.36	40,40,40,40	0
54	MG	CA	1947	1/1	0.85	0.21	136,136,136,136	0
54	MG	BA	3001	1/1	0.85	0.37	65,65,65,65	0
54	MG	BA	3252	1/1	0.85	0.28	60,60,60,60	0
54	MG	CA	1844	1/1	0.85	0.41	78,78,78,78	0
54	MG	AA	1753	1/1	0.85	0.60	103,103,103,103	0
54	MG	DB	232	1/1	0.85	0.21	84,84,84,84	0
54	MG	CA	1954	1/1	0.85	0.08	89,89,89,89	0
54	MG	BA	2904	1/1	0.85	0.31	40,40,40,40	0
54	MG	BA	3539	1/1	0.85	0.42	97,97,97,97	0
54	MG	AA	1619	1/1	0.85	0.27	57,57,57,57	0
54	MG	BA	3625	1/1	0.85	0.25	53,53,53,53	0
54	MG	DA	3042	1/1	0.85	0.29	81,81,81,81	0
54	MG	DA	3046	1/1	0.85	0.34	37,37,37,37	0
54	MG	DA	3707	1/1	0.85	0.20	54,54,54,54	0
54	MG	BA	2949	1/1	0.85	0.21	65,65,65,65	0
54	MG	BA	3194	1/1	0.85	0.40	64,64,64,64	0
54	MG	BA	3358	1/1	0.85	0.41	81,81,81,81	0
54	MG	DA	3310	1/1	0.85	0.34	54,54,54,54	0
54	MG	CA	1880	1/1	0.85	1.03	83,83,83,83	0

Continued on next page...

Continued from previous page...

Mol	Type	Chain	Res	Atoms	RSCC	RSR	B-factors(\AA^2)	Q<0.9
54	MG	DA	3720	1/1	0.85	0.40	79,79,79,79	0
54	MG	BA	3196	1/1	0.85	0.85	80,80,80,80	0
54	MG	DA	3314	1/1	0.85	0.37	105,105,105,105	0
54	MG	DA	3727	1/1	0.85	0.32	88,88,88,88	0
54	MG	BA	2956	1/1	0.85	0.62	49,49,49,49	0
54	MG	CA	1725	1/1	0.85	0.08	82,82,82,82	0
54	MG	DA	3327	1/1	0.85	0.26	79,79,79,79	0
54	MG	BA	3020	1/1	0.85	0.60	88,88,88,88	0
54	MG	BA	3476	1/1	0.85	0.33	53,53,53,53	0
54	MG	BA	3478	1/1	0.85	0.76	78,78,78,78	0
54	MG	BA	2957	1/1	0.85	0.84	75,75,75,75	0
54	MG	DU	201	1/1	0.85	0.09	84,84,84,84	0
54	MG	DA	3559	1/1	0.85	1.17	92,92,92,92	0
54	MG	DA	3560	1/1	0.85	0.44	83,83,83,83	0
54	MG	DW	101	1/1	0.85	0.33	56,56,56,56	0
54	MG	DX	101	1/1	0.85	0.37	103,103,103,103	0
54	MG	DY	101	1/1	0.85	0.30	12,12,12,12	0
54	MG	AA	1735	1/1	0.85	0.06	68,68,68,68	0
54	MG	BA	3203	1/1	0.85	0.14	67,67,67,67	0
54	MG	BA	3376	1/1	0.85	0.34	123,123,123,123	0
54	MG	D3	101	1/1	0.85	0.14	90,90,90,90	0
54	MG	BA	3586	1/1	0.85	0.28	97,97,97,97	0
54	MG	DA	3354	1/1	0.85	0.49	79,79,79,79	0
54	MG	BA	3350	1/1	0.86	0.38	66,66,66,66	0
54	MG	BA	3403	1/1	0.86	0.26	106,106,106,106	0
54	MG	DA	3817	1/1	0.86	0.41	76,76,76,76	0
54	MG	BA	3180	1/1	0.86	0.34	88,88,88,88	0
54	MG	DA	3102	1/1	0.86	0.26	50,50,50,50	0
54	MG	BA	3250	1/1	0.86	0.13	67,67,67,67	0
54	MG	CA	1780	1/1	0.86	0.15	93,93,93,93	0
54	MG	BA	2927	1/1	0.86	0.24	25,25,25,25	0
54	MG	CA	1792	1/1	0.86	0.31	93,93,93,93	0
54	MG	DA	3320	1/1	0.86	0.24	80,80,80,80	0
54	MG	BA	3255	1/1	0.86	0.56	101,101,101,101	0
54	MG	BA	3564	1/1	0.86	0.76	146,146,146,146	0
54	MG	DA	3329	1/1	0.86	0.17	96,96,96,96	0
54	MG	DA	3679	1/1	0.86	0.34	50,50,50,50	0
54	MG	AA	1873	1/1	0.86	0.48	105,105,105,105	0
54	MG	DA	3132	1/1	0.86	0.57	62,62,62,62	0
54	MG	DA	3855	1/1	0.86	0.33	104,104,104,104	0
54	MG	CA	1798	1/1	0.86	0.26	111,111,111,111	0
54	MG	AA	1697	1/1	0.86	0.80	73,73,73,73	0

Continued on next page...

Continued from previous page...

Mol	Type	Chain	Res	Atoms	RSCC	RSR	B-factors(Å ²)	Q<0.9
54	MG	DA	3520	1/1	0.86	0.20	133,133,133,133	0
54	MG	CA	1800	1/1	0.86	0.17	89,89,89,89	0
54	MG	BA	3425	1/1	0.86	0.67	85,85,85,85	0
54	MG	DA	3166	1/1	0.86	0.10	73,73,73,73	0
54	MG	DB	215	1/1	0.86	0.29	103,103,103,103	0
54	MG	CA	1925	1/1	0.86	0.37	77,77,77,77	0
54	MG	BC	301	1/1	0.86	0.80	60,60,60,60	0
54	MG	DA	3705	1/1	0.86	0.20	86,86,86,86	0
54	MG	DA	3181	1/1	0.86	0.13	96,96,96,96	0
54	MG	BA	3306	1/1	0.86	0.24	78,78,78,78	0
54	MG	DA	3540	1/1	0.86	0.22	93,93,93,93	0
54	MG	AA	1743	1/1	0.86	0.54	140,140,140,140	0
54	MG	AA	1643	1/1	0.86	0.19	63,63,63,63	0
54	MG	DB	231	1/1	0.86	0.33	117,117,117,117	0
54	MG	CA	1690	1/1	0.86	0.16	65,65,65,65	0
54	MG	CA	1826	1/1	0.86	0.31	97,97,97,97	0
54	MG	DA	3370	1/1	0.86	1.27	92,92,92,92	0
54	MG	BA	3265	1/1	0.86	0.16	53,53,53,53	0
54	MG	DA	3567	1/1	0.86	1.01	87,87,87,87	0
54	MG	DA	3728	1/1	0.86	0.67	83,83,83,83	0
54	MG	BA	3190	1/1	0.86	0.35	72,72,72,72	0
54	MG	CA	1839	1/1	0.86	0.35	92,92,92,92	0
54	MG	AA	1748	1/1	0.86	0.21	56,56,56,56	0
54	MG	BA	3647	1/1	0.86	0.62	149,149,149,149	0
54	MG	BT	101	1/1	0.86	0.88	101,101,101,101	0
54	MG	DE	301	1/1	0.86	0.17	32,32,32,32	0
54	MG	DA	2993	1/1	0.86	0.38	47,47,47,47	0
54	MG	BA	3327	1/1	0.86	0.79	86,86,86,86	0
54	MG	BA	3529	1/1	0.86	0.27	79,79,79,79	0
54	MG	BA	3470	1/1	0.86	0.30	71,71,71,71	0
54	MG	DA	3755	1/1	0.86	0.30	89,89,89,89	0
54	MG	BA	3126	1/1	0.86	0.40	60,60,60,60	0
54	MG	DJ	202	1/1	0.86	0.37	126,126,126,126	0
54	MG	DK	201	1/1	0.86	0.16	87,87,87,87	0
54	MG	B2	102	1/1	0.86	0.71	65,65,65,65	0
54	MG	BA	3654	1/1	0.86	0.32	122,122,122,122	0
54	MG	AA	1740	1/1	0.86	0.13	76,76,76,76	0
54	MG	CA	1602	1/1	0.86	0.50	43,43,43,43	0
54	MG	BA	3659	1/1	0.86	0.27	68,68,68,68	0
54	MG	BA	3173	1/1	0.86	0.51	87,87,87,87	0
54	MG	BA	3234	1/1	0.86	0.41	73,73,73,73	0
54	MG	BA	3540	1/1	0.86	0.27	80,80,80,80	0

Continued on next page...

Continued from previous page...

Mol	Type	Chain	Res	Atoms	RSCC	RSR	B-factors(\AA^2)	Q<0.9
54	MG	BA	3174	1/1	0.86	0.30	67,67,67,67	0
54	MG	CA	1625	1/1	0.86	0.51	67,67,67,67	0
54	MG	DA	3784	1/1	0.86	0.07	108,108,108,108	0
54	MG	DV	204	1/1	0.86	0.28	96,96,96,96	0
54	MG	BA	3543	1/1	0.86	0.30	76,76,76,76	0
54	MG	CA	1629	1/1	0.86	0.34	93,93,93,93	0
54	MG	DA	3633	1/1	0.86	0.43	83,83,83,83	0
54	MG	CA	1890	1/1	0.86	0.58	78,78,78,78	0
54	MG	DA	3453	1/1	0.86	0.63	87,87,87,87	0
54	MG	BA	3344	1/1	0.86	0.36	99,99,99,99	0
54	MG	DA	3458	1/1	0.86	0.09	95,95,95,95	0
54	MG	DA	3287	1/1	0.86	0.07	104,104,104,104	0
54	MG	AD	302	1/1	0.86	0.18	76,76,76,76	0
54	MG	CA	1651	1/1	0.87	0.40	111,111,111,111	0
54	MG	DA	3659	1/1	0.87	1.13	61,61,61,61	0
54	MG	AA	1665	1/1	0.87	0.33	70,70,70,70	0
54	MG	BA	3544	1/1	0.87	0.38	81,81,81,81	0
54	MG	DA	3072	1/1	0.87	0.72	80,80,80,80	0
54	MG	AA	1825	1/1	0.87	0.98	79,79,79,79	0
54	MG	AA	1786	1/1	0.87	0.65	119,119,119,119	0
54	MG	CA	1902	1/1	0.87	0.18	77,77,77,77	0
54	MG	BA	3078	1/1	0.87	0.27	104,104,104,104	0
54	MG	BA	3551	1/1	0.87	0.17	95,95,95,95	0
54	MG	BA	3552	1/1	0.87	0.11	99,99,99,99	0
54	MG	BA	3023	1/1	0.87	0.69	57,57,57,57	0
54	MG	AA	1862	1/1	0.87	0.65	84,84,84,84	0
54	MG	DA	3850	1/1	0.87	0.42	52,52,52,52	0
54	MG	BA	3248	1/1	0.87	0.51	82,82,82,82	0
54	MG	BA	3388	1/1	0.87	0.51	66,66,66,66	0
54	MG	DA	3683	1/1	0.87	0.34	58,58,58,58	0
54	MG	DA	3503	1/1	0.87	0.28	91,91,91,91	0
54	MG	BA	3316	1/1	0.87	0.43	97,97,97,97	0
54	MG	DA	3506	1/1	0.87	0.40	101,101,101,101	0
54	MG	DA	3120	1/1	0.87	0.10	61,61,61,61	0
54	MG	DB	203	1/1	0.87	0.16	69,69,69,69	0
54	MG	BA	3318	1/1	0.87	0.47	73,73,73,73	0
54	MG	DA	3693	1/1	0.87	0.31	63,63,63,63	0
54	MG	CA	1921	1/1	0.87	0.20	97,97,97,97	0
54	MG	CA	1824	1/1	0.87	0.21	123,123,123,123	0
54	MG	AE	201	1/1	0.87	0.11	123,123,123,123	0
54	MG	CA	1929	1/1	0.87	0.48	95,95,95,95	0
54	MG	AA	1710	1/1	0.87	0.52	84,84,84,84	0

Continued on next page...

Continued from previous page...

Mol	Type	Chain	Res	Atoms	RSCC	RSR	B-factors(Å ²)	Q<0.9
54	MG	BA	3253	1/1	0.87	0.18	88,88,88,88	0
54	MG	BA	3580	1/1	0.87	0.64	94,94,94,94	0
54	MG	DA	3173	1/1	0.87	0.29	73,73,73,73	0
54	MG	DA	3348	1/1	0.87	0.10	83,83,83,83	0
54	MG	DA	3175	1/1	0.87	0.10	102,102,102,102	0
54	MG	DA	3178	1/1	0.87	0.66	54,54,54,54	0
54	MG	DA	3549	1/1	0.87	0.32	115,115,115,115	0
54	MG	BA	3146	1/1	0.87	0.05	99,99,99,99	0
54	MG	DA	3558	1/1	0.87	0.27	148,148,148,148	0
54	MG	BA	3508	1/1	0.87	0.15	90,90,90,90	0
54	MG	AA	1788	1/1	0.87	0.14	148,148,148,148	0
54	MG	BA	2979	1/1	0.87	0.14	86,86,86,86	0
54	MG	DC	303	1/1	0.87	0.88	80,80,80,80	0
54	MG	BA	3410	1/1	0.87	0.46	112,112,112,112	0
54	MG	DA	2962	1/1	0.87	0.19	37,37,37,37	0
54	MG	DA	3373	1/1	0.87	0.10	78,78,78,78	0
54	MG	DA	3198	1/1	0.87	0.31	65,65,65,65	0
54	MG	DA	2963	1/1	0.87	0.10	32,32,32,32	0
54	MG	DA	3574	1/1	0.87	0.26	152,152,152,152	0
54	MG	CA	1854	1/1	0.87	0.14	111,111,111,111	0
54	MG	AA	1660	1/1	0.87	0.17	122,122,122,122	0
54	MG	DA	2986	1/1	0.87	0.58	41,41,41,41	0
54	MG	AA	1726	1/1	0.87	0.12	103,103,103,103	0
54	MG	BA	3263	1/1	0.87	0.32	107,107,107,107	0
54	MG	AA	1661	1/1	0.87	0.15	51,51,51,51	0
54	MG	BA	3044	1/1	0.87	0.26	39,39,39,39	0
54	MG	BA	3157	1/1	0.87	0.19	94,94,94,94	0
54	MG	CA	1737	1/1	0.87	0.47	70,70,70,70	0
54	MG	CA	1969	1/1	0.87	0.59	124,124,124,124	0
54	MG	AA	1781	1/1	0.87	0.20	92,92,92,92	0
54	MG	DA	3608	1/1	0.87	0.33	128,128,128,128	0
54	MG	AK	201	1/1	0.87	0.32	101,101,101,101	0
54	MG	DA	3775	1/1	0.87	0.22	98,98,98,98	0
54	MG	DA	3030	1/1	0.87	0.28	73,73,73,73	0
54	MG	BA	3115	1/1	0.87	0.43	76,76,76,76	0
54	MG	DA	3038	1/1	0.87	0.42	44,44,44,44	0
54	MG	BA	3006	1/1	0.87	0.57	61,61,61,61	0
54	MG	BB	212	1/1	0.87	0.23	107,107,107,107	0
54	MG	AA	1821	1/1	0.87	0.51	91,91,91,91	0
54	MG	CA	1768	1/1	0.87	0.20	123,123,123,123	0
54	MG	DA	3048	1/1	0.87	0.29	51,51,51,51	0
54	MG	DA	3799	1/1	0.87	0.37	96,96,96,96	0

Continued on next page...

Continued from previous page...

Mol	Type	Chain	Res	Atoms	RSCC	RSR	B-factors(Å ²)	Q<0.9
54	MG	AA	1659	1/1	0.87	0.51	74,74,74,74	0
54	MG	DA	3260	1/1	0.87	1.20	90,90,90,90	0
54	MG	DA	3262	1/1	0.87	0.57	73,73,73,73	0
54	MG	BA	3221	1/1	0.87	0.46	141,141,141,141	0
54	MG	D5	102	1/1	0.87	0.24	59,59,59,59	0
54	MG	AA	1879	1/1	0.87	0.61	119,119,119,119	0
54	MG	DA	3063	1/1	0.88	0.69	126,126,126,126	0
54	MG	DA	3753	1/1	0.88	0.38	79,79,79,79	0
54	MG	DA	3283	1/1	0.88	0.27	71,71,71,71	0
54	MG	DA	3530	1/1	0.88	0.32	71,71,71,71	0
54	MG	DA	3065	1/1	0.88	0.41	61,61,61,61	0
54	MG	DA	3533	1/1	0.88	0.25	60,60,60,60	0
54	MG	BA	3631	1/1	0.88	0.12	85,85,85,85	0
54	MG	AA	1747	1/1	0.88	0.44	116,116,116,116	0
54	MG	DA	3297	1/1	0.88	0.54	76,76,76,76	0
54	MG	DA	3302	1/1	0.88	0.73	102,102,102,102	0
54	MG	CA	1859	1/1	0.88	0.25	93,93,93,93	0
54	MG	AA	1865	1/1	0.88	0.12	107,107,107,107	0
54	MG	AA	1699	1/1	0.88	0.34	57,57,57,57	0
54	MG	CA	1721	1/1	0.88	0.90	118,118,118,118	0
54	MG	DA	3079	1/1	0.88	0.35	51,51,51,51	0
54	MG	DA	3080	1/1	0.88	0.78	83,83,83,83	0
54	MG	BX	102	1/1	0.88	0.35	103,103,103,103	0
54	MG	BA	3127	1/1	0.88	0.77	61,61,61,61	0
54	MG	BA	3315	1/1	0.88	0.15	84,84,84,84	0
54	MG	DA	3791	1/1	0.88	0.28	108,108,108,108	0
54	MG	DA	3093	1/1	0.88	0.35	47,47,47,47	0
54	MG	DA	3096	1/1	0.88	0.51	59,59,59,59	0
54	MG	DA	3100	1/1	0.88	0.14	78,78,78,78	0
54	MG	BA	3073	1/1	0.88	0.34	63,63,63,63	0
54	MG	CA	1883	1/1	0.88	0.38	75,75,75,75	0
54	MG	AA	1751	1/1	0.88	0.13	88,88,88,88	0
54	MG	DA	3580	1/1	0.88	0.33	162,162,162,162	0
54	MG	AA	1752	1/1	0.88	0.24	94,94,94,94	0
54	MG	DA	3584	1/1	0.88	0.46	130,130,130,130	0
54	MG	DA	3108	1/1	0.88	0.26	54,54,54,54	0
54	MG	BA	3027	1/1	0.88	0.28	72,72,72,72	0
54	MG	DA	3111	1/1	0.88	0.13	84,84,84,84	0
54	MG	AA	1848	1/1	0.88	0.34	77,77,77,77	0
54	MG	BA	3091	1/1	0.88	0.22	72,72,72,72	0
54	MG	DA	3829	1/1	0.88	0.08	96,96,96,96	0
54	MG	BA	3404	1/1	0.88	0.21	80,80,80,80	0

Continued on next page...

Continued from previous page...

Mol	Type	Chain	Res	Atoms	RSCC	RSR	B-factors(\AA^2)	Q<0.9
54	MG	AA	1849	1/1	0.88	0.32	79,79,79,79	0
54	MG	BA	3407	1/1	0.88	0.30	79,79,79,79	0
54	MG	CA	1894	1/1	0.88	0.47	97,97,97,97	0
54	MG	DA	3840	1/1	0.88	0.38	81,81,81,81	0
54	MG	DA	3135	1/1	0.88	0.13	114,114,114,114	0
54	MG	CA	1746	1/1	0.88	0.24	141,141,141,141	0
54	MG	DA	3368	1/1	0.88	0.25	98,98,98,98	0
54	MG	DA	3147	1/1	0.88	0.46	86,86,86,86	0
54	MG	DA	3849	1/1	0.88	0.17	89,89,89,89	0
54	MG	DA	3151	1/1	0.88	0.25	76,76,76,76	0
54	MG	CA	1748	1/1	0.88	0.21	115,115,115,115	0
54	MG	CA	1751	1/1	0.88	0.08	117,117,117,117	0
54	MG	DA	3854	1/1	0.88	0.10	124,124,124,124	0
54	MG	DA	3158	1/1	0.88	0.40	42,42,42,42	0
54	MG	DA	3624	1/1	0.88	0.27	92,92,92,92	0
54	MG	DA	3627	1/1	0.88	0.60	63,63,63,63	0
54	MG	CA	1756	1/1	0.88	0.25	84,84,84,84	0
54	MG	AA	1875	1/1	0.88	0.22	97,97,97,97	0
54	MG	CA	1626	1/1	0.88	0.54	68,68,68,68	0
54	MG	DA	3646	1/1	0.88	0.66	45,45,45,45	0
54	MG	DA	3393	1/1	0.88	0.40	77,77,77,77	0
54	MG	BA	3336	1/1	0.88	0.73	87,87,87,87	0
54	MG	BA	2993	1/1	0.88	0.48	49,49,49,49	0
54	MG	CA	1907	1/1	0.88	0.43	87,87,87,87	0
54	MG	DA	3408	1/1	0.88	0.23	109,109,109,109	0
54	MG	CA	1632	1/1	0.88	0.46	59,59,59,59	0
54	MG	BA	3096	1/1	0.88	0.33	76,76,76,76	0
54	MG	BA	3677	1/1	0.88	0.27	72,72,72,72	0
54	MG	AA	1622	1/1	0.88	0.54	62,62,62,62	0
54	MG	CA	1916	1/1	0.88	0.37	118,118,118,118	0
54	MG	DA	3195	1/1	0.88	0.25	83,83,83,83	0
54	MG	BA	3597	1/1	0.88	0.28	56,56,56,56	0
54	MG	DA	3204	1/1	0.88	0.49	53,53,53,53	0
54	MG	BA	3528	1/1	0.88	0.22	73,73,73,73	0
54	MG	DA	3427	1/1	0.88	0.38	85,85,85,85	0
54	MG	BA	3102	1/1	0.88	0.35	72,72,72,72	0
54	MG	BA	3421	1/1	0.88	0.20	80,80,80,80	0
54	MG	BA	3151	1/1	0.88	0.44	70,70,70,70	0
54	MG	BB	214	1/1	0.88	0.64	84,84,84,84	0
54	MG	DA	3444	1/1	0.88	0.38	72,72,72,72	0
54	MG	DA	3445	1/1	0.88	0.15	137,137,137,137	0
54	MG	CA	1653	1/1	0.88	0.16	133,133,133,133	0

Continued on next page...

Continued from previous page...

Mol	Type	Chain	Res	Atoms	RSCC	RSR	B-factors(Å ²)	Q<0.9
54	MG	DA	3222	1/1	0.88	0.49	112,112,112,112	0
54	MG	BA	3041	1/1	0.88	0.36	62,62,62,62	0
54	MG	CA	1658	1/1	0.88	0.26	94,94,94,94	0
54	MG	CA	1660	1/1	0.88	0.14	158,158,158,158	0
54	MG	DA	3007	1/1	0.88	0.36	44,44,44,44	0
54	MG	AA	1611	1/1	0.88	0.44	55,55,55,55	0
54	MG	BA	3537	1/1	0.88	0.19	60,60,60,60	0
54	MG	DA	3464	1/1	0.88	0.12	133,133,133,133	0
54	MG	DA	3022	1/1	0.88	0.24	35,35,35,35	0
54	MG	DJ	205	1/1	0.88	0.50	91,91,91,91	0
54	MG	DJ	206	1/1	0.88	0.14	135,135,135,135	0
54	MG	DA	3703	1/1	0.88	0.37	60,60,60,60	0
54	MG	BA	2942	1/1	0.88	0.21	19,19,19,19	0
54	MG	DA	3238	1/1	0.88	0.33	56,56,56,56	0
54	MG	CA	1944	1/1	0.88	0.32	66,66,66,66	0
54	MG	CA	1679	1/1	0.88	0.53	89,89,89,89	0
54	MG	BA	3610	1/1	0.88	0.89	80,80,80,80	0
54	MG	AA	1857	1/1	0.88	0.14	103,103,103,103	0
54	MG	DQ	201	1/1	0.88	0.23	57,57,57,57	0
54	MG	DA	3494	1/1	0.88	0.29	63,63,63,63	0
54	MG	DA	3033	1/1	0.88	0.50	79,79,79,79	0
54	MG	BA	2954	1/1	0.88	0.27	73,73,73,73	0
54	MG	DA	3723	1/1	0.88	0.31	67,67,67,67	0
54	MG	DA	3500	1/1	0.88	0.23	108,108,108,108	0
54	MG	BA	3214	1/1	0.88	0.79	79,79,79,79	0
54	MG	BA	3159	1/1	0.88	0.68	59,59,59,59	0
54	MG	BA	3217	1/1	0.88	0.21	55,55,55,55	0
54	MG	DX	103	1/1	0.88	0.29	60,60,60,60	0
54	MG	BA	3050	1/1	0.88	0.57	57,57,57,57	0
54	MG	DY	102	1/1	0.88	0.37	69,69,69,69	0
54	MG	AA	1816	1/1	0.88	0.87	89,89,89,89	0
54	MG	AA	1793	1/1	0.88	0.25	68,68,68,68	0
54	MG	DA	3740	1/1	0.88	0.10	99,99,99,99	0
54	MG	DA	3274	1/1	0.88	0.13	116,116,116,116	0
54	MG	D4	102	1/1	0.88	0.23	65,65,65,65	0
54	MG	BA	3292	1/1	0.88	0.23	71,71,71,71	0
54	MG	DA	3748	1/1	0.88	0.24	61,61,61,61	0
54	MG	AA	1632	1/1	0.88	0.34	65,65,65,65	0
54	MG	AA	1859	1/1	0.89	0.20	87,87,87,87	0
54	MG	BA	2985	1/1	0.89	0.53	43,43,43,43	0
54	MG	BA	3305	1/1	0.89	0.10	87,87,87,87	0
54	MG	DA	3336	1/1	0.89	1.01	70,70,70,70	0

Continued on next page...

Continued from previous page...

Mol	Type	Chain	Res	Atoms	RSCC	RSR	B-factors(\AA^2)	Q<0.9
54	MG	DA	3778	1/1	0.89	0.51	80,80,80,80	0
54	MG	BA	3638	1/1	0.89	0.85	127,127,127,127	0
54	MG	BA	3062	1/1	0.89	0.52	79,79,79,79	0
54	MG	DA	3118	1/1	0.89	0.43	50,50,50,50	0
54	MG	DA	3785	1/1	0.89	0.25	109,109,109,109	0
54	MG	BA	3480	1/1	0.89	1.07	79,79,79,79	0
54	MG	AA	1749	1/1	0.89	0.24	90,90,90,90	0
54	MG	B4	101	1/1	0.89	0.28	91,91,91,91	0
54	MG	DA	3351	1/1	0.89	0.30	89,89,89,89	0
54	MG	DA	3353	1/1	0.89	0.25	105,105,105,105	0
54	MG	AA	1797	1/1	0.89	0.48	72,72,72,72	0
54	MG	AA	1814	1/1	0.89	0.12	82,82,82,82	0
54	MG	DA	3586	1/1	0.89	0.32	79,79,79,79	0
54	MG	CA	1613	1/1	0.89	0.62	68,68,68,68	0
54	MG	BA	3030	1/1	0.89	0.19	61,61,61,61	0
54	MG	DA	3805	1/1	0.89	0.10	70,70,70,70	0
54	MG	CA	1745	1/1	0.89	0.19	77,77,77,77	0
54	MG	BA	3650	1/1	0.89	0.31	69,69,69,69	0
54	MG	BA	3199	1/1	0.89	0.34	61,61,61,61	0
54	MG	AA	1766	1/1	0.89	0.25	106,106,106,106	0
54	MG	DA	3818	1/1	0.89	0.16	78,78,78,78	0
54	MG	DA	3602	1/1	0.89	0.39	91,91,91,91	0
54	MG	CA	1901	1/1	0.89	0.30	76,76,76,76	0
54	MG	BA	3503	1/1	0.89	0.82	90,90,90,90	0
54	MG	DA	3606	1/1	0.89	0.26	68,68,68,68	0
54	MG	DA	3830	1/1	0.89	0.18	125,125,125,125	0
54	MG	DA	3831	1/1	0.89	0.29	66,66,66,66	0
54	MG	DA	3171	1/1	0.89	0.14	93,93,93,93	0
54	MG	CA	1758	1/1	0.89	0.22	77,77,77,77	0
54	MG	DA	3610	1/1	0.89	0.56	81,81,81,81	0
54	MG	CA	1904	1/1	0.89	0.31	97,97,97,97	0
54	MG	BA	3076	1/1	0.89	0.50	68,68,68,68	0
54	MG	BA	3582	1/1	0.89	0.30	102,102,102,102	0
54	MG	CA	1628	1/1	0.89	0.62	84,84,84,84	0
54	MG	DA	2947	1/1	0.89	0.47	37,37,37,37	0
54	MG	DA	3846	1/1	0.89	0.24	94,94,94,94	0
54	MG	DA	2951	1/1	0.89	0.67	56,56,56,56	0
54	MG	DA	3186	1/1	0.89	0.40	82,82,82,82	0
54	MG	DA	2952	1/1	0.89	0.47	25,25,25,25	0
54	MG	DA	3191	1/1	0.89	0.23	62,62,62,62	0
54	MG	CA	1765	1/1	0.89	0.19	95,95,95,95	0
54	MG	BA	3000	1/1	0.89	0.45	49,49,49,49	0

Continued on next page...

Continued from previous page...

Mol	Type	Chain	Res	Atoms	RSCC	RSR	B-factors(Å ²)	Q<0.9
54	MG	AA	1877	1/1	0.89	1.47	102,102,102,102	0
54	MG	CA	1913	1/1	0.89	0.19	109,109,109,109	0
54	MG	CA	1914	1/1	0.89	0.13	97,97,97,97	0
54	MG	DA	3207	1/1	0.89	0.29	43,43,43,43	0
54	MG	DA	3421	1/1	0.89	0.15	63,63,63,63	0
54	MG	BA	3083	1/1	0.89	0.08	70,70,70,70	0
54	MG	DB	204	1/1	0.89	0.28	56,56,56,56	0
54	MG	BA	2968	1/1	0.89	0.53	47,47,47,47	0
54	MG	BA	2912	1/1	0.89	0.50	19,19,19,19	0
54	MG	CA	1785	1/1	0.89	0.27	76,76,76,76	0
54	MG	DA	3001	1/1	0.89	0.18	25,25,25,25	0
54	MG	DB	219	1/1	0.89	0.17	73,73,73,73	0
54	MG	BA	3270	1/1	0.89	0.14	93,93,93,93	0
54	MG	CA	1924	1/1	0.89	0.19	116,116,116,116	0
54	MG	AA	1856	1/1	0.89	0.39	58,58,58,58	0
54	MG	DA	3442	1/1	0.89	0.63	71,71,71,71	0
54	MG	BA	3212	1/1	0.89	0.27	67,67,67,67	0
54	MG	BA	3172	1/1	0.89	0.26	74,74,74,74	0
54	MG	DA	3671	1/1	0.89	1.11	69,69,69,69	0
54	MG	CA	1649	1/1	0.89	1.00	96,96,96,96	0
54	MG	BB	205	1/1	0.89	0.14	108,108,108,108	0
54	MG	CA	1935	1/1	0.89	0.26	101,101,101,101	0
54	MG	BA	3347	1/1	0.89	0.16	77,77,77,77	0
54	MG	BA	3521	1/1	0.89	0.18	88,88,88,88	0
54	MG	CA	1654	1/1	0.89	0.20	78,78,78,78	0
54	MG	BA	3522	1/1	0.89	0.27	54,54,54,54	0
54	MG	DB	242	1/1	0.89	0.09	113,113,113,113	0
54	MG	BA	3523	1/1	0.89	1.58	99,99,99,99	0
54	MG	BA	3348	1/1	0.89	0.38	107,107,107,107	0
54	MG	DD	302	1/1	0.89	0.21	61,61,61,61	0
54	MG	DA	3465	1/1	0.89	0.27	105,105,105,105	0
54	MG	CA	1948	1/1	0.89	0.07	99,99,99,99	0
54	MG	DA	3695	1/1	0.89	0.28	76,76,76,76	0
54	MG	BA	3526	1/1	0.89	0.17	66,66,66,66	0
54	MG	BA	3093	1/1	0.89	0.40	67,67,67,67	0
54	MG	CA	1668	1/1	0.89	0.25	86,86,86,86	0
54	MG	AA	1806	1/1	0.89	0.34	65,65,65,65	0
54	MG	BA	3017	1/1	0.89	0.22	55,55,55,55	0
54	MG	DA	3264	1/1	0.89	0.12	78,78,78,78	0
54	MG	CA	1956	1/1	0.89	0.27	85,85,85,85	0
54	MG	CA	1833	1/1	0.89	0.27	79,79,79,79	0
54	MG	BA	2937	1/1	0.89	0.13	56,56,56,56	0

Continued on next page...

Continued from previous page...

Mol	Type	Chain	Res	Atoms	RSCC	RSR	B-factors(\AA^2)	Q<0.9
54	MG	BA	3429	1/1	0.89	0.38	79,79,79,79	0
54	MG	BA	3611	1/1	0.89	0.29	75,75,75,75	0
54	MG	DA	3279	1/1	0.89	0.37	38,38,38,38	0
54	MG	BA	2974	1/1	0.89	0.31	81,81,81,81	0
54	MG	BA	3448	1/1	0.89	0.47	51,51,51,51	0
54	MG	BA	3286	1/1	0.89	0.20	68,68,68,68	0
54	MG	DL	203	1/1	0.89	0.32	66,66,66,66	0
54	MG	AA	1858	1/1	0.89	0.09	86,86,86,86	0
54	MG	CA	1697	1/1	0.89	0.08	83,83,83,83	0
54	MG	DA	3514	1/1	0.89	0.23	68,68,68,68	0
54	MG	DA	3515	1/1	0.89	0.52	73,73,73,73	0
54	MG	DA	3516	1/1	0.89	0.33	73,73,73,73	0
54	MG	BA	3145	1/1	0.89	0.59	74,74,74,74	0
54	MG	DA	3298	1/1	0.89	1.06	72,72,72,72	0
54	MG	DA	3299	1/1	0.89	0.40	104,104,104,104	0
54	MG	BA	3366	1/1	0.89	0.32	80,80,80,80	0
54	MG	DA	3090	1/1	0.89	0.41	59,59,59,59	0
54	MG	DA	3531	1/1	0.89	0.35	93,93,93,93	0
54	MG	BA	3290	1/1	0.89	0.25	79,79,79,79	0
54	MG	DA	3094	1/1	0.89	0.40	67,67,67,67	0
54	MG	DA	3534	1/1	0.89	0.32	83,83,83,83	0
54	MG	DA	3095	1/1	0.89	0.55	72,72,72,72	0
54	MG	BA	3469	1/1	0.89	0.25	58,58,58,58	0
54	MG	DA	3313	1/1	0.89	0.54	78,78,78,78	0
54	MG	BM	201	1/1	0.89	0.28	50,50,50,50	0
54	MG	BP	202	1/1	0.89	0.13	84,84,84,84	0
54	MG	BR	201	1/1	0.89	0.07	75,75,75,75	0
54	MG	BA	3186	1/1	0.89	0.20	85,85,85,85	0
54	MG	DA	3104	1/1	0.89	0.24	49,49,49,49	0
54	MG	BA	3235	1/1	0.89	0.26	54,54,54,54	0
54	MG	DA	3288	1/1	0.90	0.15	104,104,104,104	0
54	MG	DA	3290	1/1	0.90	0.15	61,61,61,61	0
54	MG	AA	1780	1/1	0.90	0.06	101,101,101,101	0
54	MG	BB	203	1/1	0.90	0.75	74,74,74,74	0
54	MG	DA	3764	1/1	0.90	0.35	80,80,80,80	0
54	MG	BA	3304	1/1	0.90	0.57	100,100,100,100	0
54	MG	AA	1663	1/1	0.90	0.22	54,54,54,54	0
54	MG	AA	1655	1/1	0.90	0.73	58,58,58,58	0
54	MG	CA	1663	1/1	0.90	0.32	128,128,128,128	0
54	MG	CA	1822	1/1	0.90	0.38	93,93,93,93	0
54	MG	BA	2984	1/1	0.90	0.20	50,50,50,50	0
54	MG	CA	1968	1/1	0.90	0.15	87,87,87,87	0

Continued on next page...

Continued from previous page...

Mol	Type	Chain	Res	Atoms	RSCC	RSR	B-factors(Å ²)	Q<0.9
54	MG	BB	213	1/1	0.90	0.41	111,111,111,111	0
54	MG	DA	3088	1/1	0.90	0.09	83,83,83,83	0
54	MG	BA	3309	1/1	0.90	0.26	84,84,84,84	0
54	MG	AA	1804	1/1	0.90	1.49	80,80,80,80	0
54	MG	AA	1829	1/1	0.90	0.13	64,64,64,64	0
54	MG	BA	3251	1/1	0.90	0.55	95,95,95,95	0
54	MG	CA	1841	1/1	0.90	0.18	95,95,95,95	0
54	MG	BA	3089	1/1	0.90	0.49	69,69,69,69	0
54	MG	BA	2948	1/1	0.90	0.27	62,62,62,62	0
54	MG	AA	1645	1/1	0.90	0.06	138,138,138,138	0
54	MG	BA	3141	1/1	0.90	0.64	91,91,91,91	0
54	MG	BA	2951	1/1	0.90	0.83	53,53,53,53	0
54	MG	BB	227	1/1	0.90	0.43	80,80,80,80	0
54	MG	DA	3106	1/1	0.90	0.26	69,69,69,69	0
54	MG	CD	304	1/1	0.90	0.50	108,108,108,108	0
54	MG	CE	201	1/1	0.90	0.13	117,117,117,117	0
54	MG	BA	2996	1/1	0.90	0.27	125,125,125,125	0
54	MG	AA	1762	1/1	0.90	0.55	91,91,91,91	0
54	MG	DA	3345	1/1	0.90	0.28	88,88,88,88	0
54	MG	DA	3347	1/1	0.90	0.58	67,67,67,67	0
54	MG	AA	1723	1/1	0.90	0.25	126,126,126,126	0
54	MG	DA	3819	1/1	0.90	0.57	130,130,130,130	0
54	MG	DA	3820	1/1	0.90	0.93	59,59,59,59	0
54	MG	DA	3825	1/1	0.90	0.36	103,103,103,103	0
54	MG	CA	1705	1/1	0.90	0.37	122,122,122,122	0
54	MG	DA	3590	1/1	0.90	0.45	47,47,47,47	0
54	MG	DA	3592	1/1	0.90	0.12	114,114,114,114	0
54	MG	CA	1706	1/1	0.90	0.81	106,106,106,106	0
54	MG	BA	3002	1/1	0.90	1.36	96,96,96,96	0
54	MG	BA	3419	1/1	0.90	0.29	67,67,67,67	0
54	MG	BA	3266	1/1	0.90	0.13	104,104,104,104	0
54	MG	BA	3267	1/1	0.90	0.48	65,65,65,65	0
54	MG	BA	3617	1/1	0.90	0.14	96,96,96,96	0
54	MG	BA	3618	1/1	0.90	0.22	76,76,76,76	0
54	MG	CA	1720	1/1	0.90	0.21	69,69,69,69	0
54	MG	DA	3152	1/1	0.90	0.38	43,43,43,43	0
54	MG	BN	202	1/1	0.90	0.66	78,78,78,78	0
54	MG	DA	3371	1/1	0.90	0.29	53,53,53,53	0
54	MG	DA	3845	1/1	0.90	0.23	94,94,94,94	0
54	MG	BA	3620	1/1	0.90	0.58	88,88,88,88	0
54	MG	DA	3847	1/1	0.90	0.28	91,91,91,91	0
54	MG	DA	3156	1/1	0.90	0.21	52,52,52,52	0

Continued on next page...

Continued from previous page...

Mol	Type	Chain	Res	Atoms	RSCC	RSR	B-factors(\AA^2)	Q<0.9
54	MG	DA	3378	1/1	0.90	0.36	68,68,68,68	0
54	MG	BA	3422	1/1	0.90	0.18	93,93,93,93	0
54	MG	DA	3382	1/1	0.90	0.42	92,92,92,92	0
54	MG	DA	3162	1/1	0.90	0.38	30,30,30,30	0
54	MG	AC	302	1/1	0.90	0.33	71,71,71,71	0
54	MG	BT	102	1/1	0.90	0.23	66,66,66,66	0
54	MG	DA	3389	1/1	0.90	0.17	76,76,76,76	0
54	MG	DA	3167	1/1	0.90	0.45	58,58,58,58	0
54	MG	DA	3861	1/1	0.90	0.30	90,90,90,90	0
54	MG	DA	3392	1/1	0.90	0.50	76,76,76,76	0
54	MG	DA	3644	1/1	0.90	0.50	75,75,75,75	0
54	MG	BA	3346	1/1	0.90	0.15	136,136,136,136	0
54	MG	CA	1892	1/1	0.90	0.65	114,114,114,114	0
54	MG	AA	1678	1/1	0.90	0.19	78,78,78,78	0
54	MG	DA	3651	1/1	0.90	0.37	51,51,51,51	0
54	MG	BA	3048	1/1	0.90	0.69	70,70,70,70	0
54	MG	DA	3404	1/1	0.90	0.28	79,79,79,79	0
54	MG	AA	1767	1/1	0.90	0.14	118,118,118,118	0
54	MG	BA	3630	1/1	0.90	0.37	151,151,151,151	0
54	MG	BA	3009	1/1	0.90	0.43	73,73,73,73	0
54	MG	DA	2922	1/1	0.90	0.45	37,37,37,37	0
54	MG	DA	3415	1/1	0.90	0.47	66,66,66,66	0
54	MG	BA	3351	1/1	0.90	0.75	116,116,116,116	0
54	MG	DA	2936	1/1	0.90	0.12	42,42,42,42	0
54	MG	DA	2941	1/1	0.90	0.18	21,21,21,21	0
54	MG	BA	3053	1/1	0.90	0.45	69,69,69,69	0
54	MG	CA	1743	1/1	0.90	0.14	88,88,88,88	0
54	MG	BA	3635	1/1	0.90	0.28	113,113,113,113	0
54	MG	AA	1737	1/1	0.90	0.25	111,111,111,111	0
54	MG	DA	2957	1/1	0.90	0.63	40,40,40,40	0
54	MG	CA	1747	1/1	0.90	0.17	69,69,69,69	0
54	MG	AA	1662	1/1	0.90	0.55	78,78,78,78	0
54	MG	DB	240	1/1	0.90	0.17	123,123,123,123	0
54	MG	DB	241	1/1	0.90	0.13	90,90,90,90	0
54	MG	CA	1750	1/1	0.90	0.27	87,87,87,87	0
54	MG	AA	1715	1/1	0.90	0.23	58,58,58,58	0
54	MG	CA	1754	1/1	0.90	0.86	121,121,121,121	0
54	MG	DA	3686	1/1	0.90	0.18	52,52,52,52	0
54	MG	DA	3687	1/1	0.90	0.18	57,57,57,57	0
54	MG	BA	3064	1/1	0.90	0.36	61,61,61,61	0
54	MG	DA	3219	1/1	0.90	0.13	60,60,60,60	0
54	MG	BA	3644	1/1	0.90	0.38	86,86,86,86	0

Continued on next page...

Continued from previous page...

Mol	Type	Chain	Res	Atoms	RSCC	RSR	B-factors(\AA^2)	Q<0.9
54	MG	CA	1759	1/1	0.90	0.32	89,89,89,89	0
54	MG	BA	3218	1/1	0.90	0.24	55,55,55,55	0
54	MG	DE	303	1/1	0.90	0.21	81,81,81,81	0
54	MG	DA	3694	1/1	0.90	0.20	64,64,64,64	0
54	MG	DA	3002	1/1	0.90	0.15	52,52,52,52	0
54	MG	BA	3473	1/1	0.90	1.49	70,70,70,70	0
54	MG	DA	3010	1/1	0.90	0.23	72,72,72,72	0
54	MG	BA	3364	1/1	0.90	0.36	107,107,107,107	0
54	MG	AA	1795	1/1	0.90	0.34	111,111,111,111	0
54	MG	BA	3171	1/1	0.90	0.10	127,127,127,127	0
54	MG	AA	1779	1/1	0.90	0.70	108,108,108,108	0
54	MG	BA	3566	1/1	0.90	0.30	72,72,72,72	0
54	MG	CA	1771	1/1	0.90	0.17	98,98,98,98	0
54	MG	CA	1774	1/1	0.90	0.27	79,79,79,79	0
54	MG	CA	1776	1/1	0.90	0.13	118,118,118,118	0
54	MG	DA	3031	1/1	0.90	0.61	79,79,79,79	0
54	MG	DA	3253	1/1	0.90	0.22	70,70,70,70	0
54	MG	DA	3714	1/1	0.90	0.07	96,96,96,96	0
54	MG	DA	3715	1/1	0.90	0.30	57,57,57,57	0
54	MG	CA	1930	1/1	0.90	0.11	89,89,89,89	0
54	MG	BA	3123	1/1	0.90	0.14	40,40,40,40	0
54	MG	DA	3495	1/1	0.90	0.27	111,111,111,111	0
54	MG	DA	3036	1/1	0.90	0.21	72,72,72,72	0
54	MG	DA	3725	1/1	0.90	0.45	65,65,65,65	0
54	MG	BA	3068	1/1	0.90	0.25	55,55,55,55	0
54	MG	CA	1784	1/1	0.90	0.24	94,94,94,94	0
54	MG	BA	3489	1/1	0.90	0.18	73,73,73,73	0
54	MG	DA	3044	1/1	0.90	0.18	45,45,45,45	0
54	MG	BA	3294	1/1	0.90	0.32	89,89,89,89	0
54	MG	DA	3273	1/1	0.90	0.14	94,94,94,94	0
54	MG	BA	3663	1/1	0.90	0.31	89,89,89,89	0
54	MG	BA	3295	1/1	0.90	0.30	60,60,60,60	0
54	MG	BA	3380	1/1	0.90	0.25	55,55,55,55	0
54	MG	D2	102	1/1	0.90	0.08	42,42,42,42	0
54	MG	DA	3512	1/1	0.90	0.36	159,159,159,159	0
54	MG	BA	3381	1/1	0.90	0.63	82,82,82,82	0
54	MG	D4	101	1/1	0.90	0.22	55,55,55,55	0
54	MG	BA	3587	1/1	0.90	0.27	77,77,77,77	0
54	MG	DA	3282	1/1	0.90	0.54	69,69,69,69	0
54	MG	BA	3021	1/1	0.90	0.53	66,66,66,66	0
54	MG	D5	103	1/1	0.90	0.37	71,71,71,71	0
54	MG	BA	3383	1/1	0.90	0.24	66,66,66,66	0

Continued on next page...

Continued from previous page...

Mol	Type	Chain	Res	Atoms	RSCC	RSR	B-factors(Å ²)	Q<0.9
54	MG	DA	3758	1/1	0.91	0.31	60,60,60,60	0
54	MG	BA	3192	1/1	0.91	0.56	110,110,110,110	0
54	MG	BA	3332	1/1	0.91	0.20	65,65,65,65	0
54	MG	CA	1687	1/1	0.91	1.14	63,63,63,63	0
54	MG	AA	1777	1/1	0.91	0.30	49,49,49,49	0
54	MG	DA	3319	1/1	0.91	0.30	38,38,38,38	0
54	MG	CA	1689	1/1	0.91	0.14	130,130,130,130	0
54	MG	DA	3543	1/1	0.91	0.20	87,87,87,87	0
54	MG	DA	3321	1/1	0.91	0.72	110,110,110,110	0
54	MG	DA	3546	1/1	0.91	0.20	56,56,56,56	0
54	MG	DA	3773	1/1	0.91	0.50	37,37,37,37	0
54	MG	BA	3195	1/1	0.91	0.71	91,91,91,91	0
54	MG	DA	3550	1/1	0.91	0.14	65,65,65,65	0
54	MG	DA	3779	1/1	0.91	0.23	81,81,81,81	0
54	MG	DA	3551	1/1	0.91	0.22	80,80,80,80	0
54	MG	CA	1692	1/1	0.91	1.05	115,115,115,115	0
54	MG	BA	3415	1/1	0.91	0.42	128,128,128,128	0
54	MG	CA	1850	1/1	0.91	0.25	129,129,129,129	0
54	MG	AE	204	1/1	0.91	0.23	74,74,74,74	0
54	MG	AA	1802	1/1	0.91	0.08	62,62,62,62	0
54	MG	CA	1698	1/1	0.91	0.16	123,123,123,123	0
54	MG	CA	1701	1/1	0.91	0.70	83,83,83,83	0
54	MG	BH	201	1/1	0.91	0.23	107,107,107,107	0
54	MG	DA	3116	1/1	0.91	0.48	52,52,52,52	0
54	MG	DA	3341	1/1	0.91	0.24	75,75,75,75	0
54	MG	BA	3264	1/1	0.91	0.09	87,87,87,87	0
54	MG	BA	3343	1/1	0.91	0.25	87,87,87,87	0
54	MG	AA	1709	1/1	0.91	0.57	87,87,87,87	0
54	MG	CA	1876	1/1	0.91	0.17	69,69,69,69	0
54	MG	DA	3807	1/1	0.91	0.26	61,61,61,61	0
54	MG	DA	3128	1/1	0.91	0.46	85,85,85,85	0
54	MG	AA	1681	1/1	0.91	0.41	65,65,65,65	0
54	MG	AA	1739	1/1	0.91	0.27	81,81,81,81	0
54	MG	CN	102	1/1	0.91	1.05	134,134,134,134	0
54	MG	AA	1711	1/1	0.91	0.35	58,58,58,58	0
54	MG	DA	3356	1/1	0.91	0.17	70,70,70,70	0
54	MG	BO	201	1/1	0.91	0.13	70,70,70,70	0
54	MG	DA	3822	1/1	0.91	0.11	70,70,70,70	0
54	MG	AA	1757	1/1	0.91	0.13	98,98,98,98	0
54	MG	DA	3595	1/1	0.91	0.20	61,61,61,61	0
54	MG	DA	3362	1/1	0.91	0.29	78,78,78,78	0
54	MG	BA	3049	1/1	0.91	0.53	58,58,58,58	0

Continued on next page...

Continued from previous page...

Mol	Type	Chain	Res	Atoms	RSCC	RSR	B-factors(\AA^2)	Q<0.9
54	MG	DA	3599	1/1	0.91	0.27	58,58,58,58	0
54	MG	BA	3447	1/1	0.91	0.79	39,39,39,39	0
54	MG	CQ	202	1/1	0.91	0.20	79,79,79,79	0
54	MG	AA	1684	1/1	0.91	0.11	71,71,71,71	0
54	MG	DA	3604	1/1	0.91	0.16	103,103,103,103	0
54	MG	BU	201	1/1	0.91	0.35	70,70,70,70	0
54	MG	AA	1760	1/1	0.91	0.77	88,88,88,88	0
54	MG	AA	1628	1/1	0.91	0.45	86,86,86,86	0
54	MG	DA	3375	1/1	0.91	0.30	63,63,63,63	0
54	MG	DA	3376	1/1	0.91	0.25	44,44,44,44	0
54	MG	BW	101	1/1	0.91	0.19	57,57,57,57	0
54	MG	CA	1727	1/1	0.91	0.15	76,76,76,76	0
54	MG	CA	1729	1/1	0.91	0.16	58,58,58,58	0
54	MG	BX	101	1/1	0.91	0.21	71,71,71,71	0
54	MG	BA	3210	1/1	0.91	0.06	86,86,86,86	0
54	MG	BA	3465	1/1	0.91	0.32	31,31,31,31	0
54	MG	BA	3156	1/1	0.91	0.41	70,70,70,70	0
54	MG	BA	2958	1/1	0.91	0.60	46,46,46,46	0
54	MG	AA	1639	1/1	0.91	0.61	54,54,54,54	0
54	MG	DA	2956	1/1	0.91	0.43	44,44,44,44	0
54	MG	BA	3111	1/1	0.91	0.71	64,64,64,64	0
54	MG	DA	3857	1/1	0.91	0.23	98,98,98,98	0
54	MG	DA	3637	1/1	0.91	0.47	15,15,15,15	0
54	MG	DA	3642	1/1	0.91	0.45	52,52,52,52	0
54	MG	DA	3189	1/1	0.91	0.22	73,73,73,73	0
54	MG	BA	3645	1/1	0.91	0.22	69,69,69,69	0
54	MG	B5	101	1/1	0.91	0.47	78,78,78,78	0
54	MG	BA	3060	1/1	0.91	1.14	110,110,110,110	0
54	MG	DA	3407	1/1	0.91	0.17	108,108,108,108	0
54	MG	BA	3562	1/1	0.91	0.20	40,40,40,40	0
54	MG	BA	3368	1/1	0.91	0.08	58,58,58,58	0
54	MG	DA	2987	1/1	0.91	0.26	28,28,28,28	0
54	MG	AA	1610	1/1	0.91	0.35	29,29,29,29	0
54	MG	AA	1604	1/1	0.91	0.46	62,62,62,62	0
54	MG	CA	1618	1/1	0.91	0.68	84,84,84,84	0
54	MG	CA	1753	1/1	0.91	0.32	97,97,97,97	0
54	MG	CA	1621	1/1	0.91	0.17	67,67,67,67	0
54	MG	DA	3003	1/1	0.91	0.55	51,51,51,51	0
54	MG	DB	227	1/1	0.91	0.16	104,104,104,104	0
54	MG	AQ	202	1/1	0.91	0.13	85,85,85,85	0
54	MG	DA	3667	1/1	0.91	0.76	59,59,59,59	0
54	MG	AA	1791	1/1	0.91	0.08	106,106,106,106	0

Continued on next page...

Continued from previous page...

Mol	Type	Chain	Res	Atoms	RSCC	RSR	B-factors(Å ²)	Q<0.9
54	MG	BA	3374	1/1	0.91	0.36	108,108,108,108	0
54	MG	DA	3014	1/1	0.91	0.25	52,52,52,52	0
54	MG	BA	3121	1/1	0.91	0.22	69,69,69,69	0
54	MG	AA	1667	1/1	0.91	0.84	78,78,78,78	0
54	MG	DA	3434	1/1	0.91	0.27	89,89,89,89	0
54	MG	AT	202	1/1	0.91	0.39	80,80,80,80	0
54	MG	DB	238	1/1	0.91	0.16	74,74,74,74	0
54	MG	BA	3299	1/1	0.91	0.15	72,72,72,72	0
54	MG	DA	3682	1/1	0.91	0.22	59,59,59,59	0
54	MG	CA	1631	1/1	0.91	0.54	82,82,82,82	0
54	MG	BA	3665	1/1	0.91	0.25	123,123,123,123	0
54	MG	CA	1634	1/1	0.91	0.42	78,78,78,78	0
54	MG	BA	3125	1/1	0.91	0.15	78,78,78,78	0
54	MG	DA	3242	1/1	0.91	0.11	59,59,59,59	0
54	MG	BA	3669	1/1	0.91	0.17	84,84,84,84	0
54	MG	BA	3236	1/1	0.91	0.23	56,56,56,56	0
54	MG	BA	3177	1/1	0.91	0.08	119,119,119,119	0
54	MG	BA	3239	1/1	0.91	0.80	62,62,62,62	0
54	MG	CA	1782	1/1	0.91	0.07	80,80,80,80	0
54	MG	DA	3041	1/1	0.91	0.23	76,76,76,76	0
54	MG	AV	6201	1/1	0.91	0.57	67,67,67,67	0
54	MG	CA	1644	1/1	0.91	0.15	94,94,94,94	0
54	MG	CA	1788	1/1	0.91	0.38	95,95,95,95	0
54	MG	DA	3469	1/1	0.91	0.41	83,83,83,83	0
54	MG	DA	3701	1/1	0.91	0.21	56,56,56,56	0
54	MG	BA	3391	1/1	0.91	0.37	93,93,93,93	0
54	MG	DA	3263	1/1	0.91	0.17	55,55,55,55	0
54	MG	AA	1770	1/1	0.91	0.20	76,76,76,76	0
54	MG	DA	3265	1/1	0.91	0.67	138,138,138,138	0
54	MG	BA	3247	1/1	0.91	0.25	109,109,109,109	0
54	MG	AA	1750	1/1	0.91	0.29	128,128,128,128	0
54	MG	DA	3062	1/1	0.91	0.28	129,129,129,129	0
54	MG	BA	3249	1/1	0.91	0.26	36,36,36,36	0
54	MG	BB	210	1/1	0.91	0.29	82,82,82,82	0
54	MG	BA	3598	1/1	0.91	0.10	100,100,100,100	0
54	MG	DA	3499	1/1	0.91	0.63	87,87,87,87	0
54	MG	DA	3717	1/1	0.91	0.25	65,65,65,65	0
54	MG	AA	1772	1/1	0.91	0.31	111,111,111,111	0
54	MG	CA	1803	1/1	0.91	0.60	99,99,99,99	0
54	MG	CA	1659	1/1	0.91	0.37	100,100,100,100	0
54	MG	DA	3724	1/1	0.91	0.25	109,109,109,109	0
54	MG	BA	3513	1/1	0.91	0.16	74,74,74,74	0

Continued on next page...

Continued from previous page...

Mol	Type	Chain	Res	Atoms	RSCC	RSR	B-factors(\AA^2)	Q<0.9
54	MG	DA	3286	1/1	0.91	0.23	76,76,76,76	0
54	MG	BA	3401	1/1	0.91	0.27	85,85,85,85	0
54	MG	BA	3603	1/1	0.91	0.22	86,86,86,86	0
54	MG	DA	3289	1/1	0.91	0.26	44,44,44,44	0
54	MG	AV	6207	1/1	0.91	0.11	78,78,78,78	0
54	MG	BA	3081	1/1	0.91	0.21	67,67,67,67	0
54	MG	DA	3084	1/1	0.91	0.85	65,65,65,65	0
54	MG	DA	3085	1/1	0.91	0.46	68,68,68,68	0
54	MG	CA	1674	1/1	0.91	0.58	70,70,70,70	0
54	MG	BA	3519	1/1	0.91	0.15	50,50,50,50	0
54	MG	CA	1825	1/1	0.91	0.45	97,97,97,97	0
54	MG	DA	3526	1/1	0.91	0.18	84,84,84,84	0
54	MG	DA	3750	1/1	0.91	0.45	87,87,87,87	0
54	MG	AA	1773	1/1	0.91	0.08	97,97,97,97	0
54	MG	DA	3091	1/1	0.91	0.32	127,127,127,127	0
54	MG	DA	3308	1/1	0.91	0.15	83,83,83,83	0
54	MG	CA	1828	1/1	0.91	0.38	88,88,88,88	0
54	MG	BA	3036	1/1	0.91	1.45	57,57,57,57	0
54	MG	CA	1752	1/1	0.92	0.33	71,71,71,71	0
54	MG	AA	1673	1/1	0.92	0.28	95,95,95,95	0
54	MG	BA	3164	1/1	0.92	0.34	75,75,75,75	0
54	MG	DA	3349	1/1	0.92	0.17	116,116,116,116	0
54	MG	BA	3672	1/1	0.92	0.30	92,92,92,92	0
54	MG	CA	1633	1/1	0.92	0.21	85,85,85,85	0
54	MG	BA	3375	1/1	0.92	0.28	62,62,62,62	0
54	MG	DA	3577	1/1	0.92	0.39	73,73,73,73	0
54	MG	BA	3675	1/1	0.92	0.09	120,120,120,120	0
54	MG	BA	3165	1/1	0.92	0.15	73,73,73,73	0
54	MG	BA	3488	1/1	0.92	0.35	53,53,53,53	0
54	MG	DA	2959	1/1	0.92	0.30	42,42,42,42	0
54	MG	DA	2961	1/1	0.92	0.42	58,58,58,58	0
54	MG	BA	3377	1/1	0.92	0.46	68,68,68,68	0
54	MG	AA	1809	1/1	0.92	0.75	94,94,94,94	0
54	MG	DA	2975	1/1	0.92	0.26	50,50,50,50	0
54	MG	DA	3794	1/1	0.92	0.22	104,104,104,104	0
54	MG	BA	3495	1/1	0.92	0.11	74,74,74,74	0
54	MG	BA	3116	1/1	0.92	0.18	70,70,70,70	0
54	MG	BA	3497	1/1	0.92	0.23	61,61,61,61	0
54	MG	DA	3187	1/1	0.92	0.23	114,114,114,114	0
54	MG	AA	1811	1/1	0.92	0.20	61,61,61,61	0
54	MG	BA	3119	1/1	0.92	0.62	73,73,73,73	0
54	MG	AA	1644	1/1	0.92	0.14	62,62,62,62	0

Continued on next page...

Continued from previous page...

Mol	Type	Chain	Res	Atoms	RSCC	RSR	B-factors(Å ²)	Q<0.9
54	MG	BA	2967	1/1	0.92	0.41	51,51,51,51	0
54	MG	DA	3000	1/1	0.92	0.20	23,23,23,23	0
54	MG	DA	3197	1/1	0.92	0.17	46,46,46,46	0
54	MG	AA	1796	1/1	0.92	0.62	106,106,106,106	0
54	MG	DA	3203	1/1	0.92	0.10	67,67,67,67	0
54	MG	BA	3071	1/1	0.92	0.21	71,71,71,71	0
54	MG	CA	1922	1/1	0.92	0.08	127,127,127,127	0
54	MG	DA	3206	1/1	0.92	0.32	89,89,89,89	0
54	MG	DA	3821	1/1	0.92	0.34	79,79,79,79	0
54	MG	BA	3389	1/1	0.92	0.30	66,66,66,66	0
54	MG	DA	3612	1/1	0.92	0.17	74,74,74,74	0
54	MG	CA	1786	1/1	0.92	0.33	94,94,94,94	0
54	MG	BA	3238	1/1	0.92	0.44	49,49,49,49	0
54	MG	BA	3509	1/1	0.92	0.17	64,64,64,64	0
54	MG	DA	3020	1/1	0.92	0.73	47,47,47,47	0
54	MG	DA	3216	1/1	0.92	0.53	91,91,91,91	0
54	MG	CA	1791	1/1	0.92	0.84	93,93,93,93	0
54	MG	BA	3176	1/1	0.92	0.29	53,53,53,53	0
54	MG	AA	1686	1/1	0.92	0.46	65,65,65,65	0
54	MG	DA	3630	1/1	0.92	0.23	101,101,101,101	0
54	MG	BA	3394	1/1	0.92	0.53	95,95,95,95	0
54	MG	AA	1817	1/1	0.92	0.82	84,84,84,84	0
54	MG	BA	3246	1/1	0.92	0.34	164,164,164,164	0
54	MG	BA	3181	1/1	0.92	0.22	62,62,62,62	0
54	MG	DA	3843	1/1	0.92	0.60	55,55,55,55	0
54	MG	AV	6205	1/1	0.92	0.13	107,107,107,107	0
54	MG	DA	3229	1/1	0.92	0.21	59,59,59,59	0
54	MG	AA	1612	1/1	0.92	0.58	39,39,39,39	0
54	MG	DA	3233	1/1	0.92	0.29	67,67,67,67	0
54	MG	DA	3649	1/1	0.92	1.06	50,50,50,50	0
54	MG	CA	1945	1/1	0.92	0.62	95,95,95,95	0
54	MG	CA	1804	1/1	0.92	2.12	100,100,100,100	0
54	MG	BA	3131	1/1	0.92	0.15	47,47,47,47	0
54	MG	DA	3653	1/1	0.92	0.52	51,51,51,51	0
54	MG	CA	1810	1/1	0.92	0.09	99,99,99,99	0
54	MG	AA	1646	1/1	0.92	0.68	89,89,89,89	0
54	MG	CA	1815	1/1	0.92	0.39	97,97,97,97	0
54	MG	DA	3435	1/1	0.92	0.32	97,97,97,97	0
54	MG	DA	3245	1/1	0.92	0.79	100,100,100,100	0
54	MG	BA	3328	1/1	0.92	0.28	80,80,80,80	0
54	MG	DA	3045	1/1	0.92	0.59	39,39,39,39	0
54	MG	BA	3329	1/1	0.92	0.28	113,113,113,113	0

Continued on next page...

Continued from previous page...

Mol	Type	Chain	Res	Atoms	RSCC	RSR	B-factors(\AA^2)	Q<0.9
54	MG	DA	3252	1/1	0.92	0.13	52,52,52,52	0
54	MG	DA	3447	1/1	0.92	0.24	73,73,73,73	0
54	MG	DB	208	1/1	0.92	0.16	86,86,86,86	0
54	MG	BA	3524	1/1	0.92	0.11	107,107,107,107	0
54	MG	DB	212	1/1	0.92	0.24	85,85,85,85	0
54	MG	AA	1689	1/1	0.92	0.62	75,75,75,75	0
54	MG	DA	3051	1/1	0.92	0.29	60,60,60,60	0
54	MG	DA	3055	1/1	0.92	0.34	59,59,59,59	0
54	MG	BA	2910	1/1	0.92	0.39	17,17,17,17	0
54	MG	BM	203	1/1	0.92	0.46	90,90,90,90	0
54	MG	CA	1966	1/1	0.92	0.31	97,97,97,97	0
54	MG	BA	3085	1/1	0.92	0.34	53,53,53,53	0
54	MG	BA	2911	1/1	0.92	0.63	33,33,33,33	0
54	MG	BP	201	1/1	0.92	0.18	122,122,122,122	0
54	MG	DA	3268	1/1	0.92	0.25	51,51,51,51	0
54	MG	BA	3037	1/1	0.92	0.24	62,62,62,62	0
54	MG	DA	3272	1/1	0.92	0.56	87,87,87,87	0
54	MG	BA	3259	1/1	0.92	0.08	105,105,105,105	0
54	MG	AI	201	1/1	0.92	0.19	70,70,70,70	0
54	MG	BA	2915	1/1	0.92	0.34	20,20,20,20	0
54	MG	AA	1851	1/1	0.92	0.62	93,93,93,93	0
54	MG	DA	3487	1/1	0.92	0.39	66,66,66,66	0
54	MG	BA	3345	1/1	0.92	0.26	71,71,71,71	0
54	MG	DA	3492	1/1	0.92	0.18	102,102,102,102	0
54	MG	DA	3696	1/1	0.92	0.15	82,82,82,82	0
54	MG	BV	201	1/1	0.92	0.26	98,98,98,98	0
54	MG	AA	1852	1/1	0.92	0.78	84,84,84,84	0
54	MG	BV	203	1/1	0.92	0.09	104,104,104,104	0
54	MG	BA	2929	1/1	0.92	0.69	50,50,50,50	0
54	MG	AL	201	1/1	0.92	0.21	109,109,109,109	0
54	MG	DD	301	1/1	0.92	0.50	39,39,39,39	0
54	MG	CA	1853	1/1	0.92	0.18	113,113,113,113	0
54	MG	BA	3149	1/1	0.92	0.36	65,65,65,65	0
54	MG	DA	3704	1/1	0.92	0.75	68,68,68,68	0
54	MG	BA	2939	1/1	0.92	0.52	47,47,47,47	0
54	MG	AA	1774	1/1	0.92	0.10	70,70,70,70	0
54	MG	DA	3504	1/1	0.92	0.44	97,97,97,97	0
54	MG	BA	2944	1/1	0.92	0.51	47,47,47,47	0
54	MG	CA	1862	1/1	0.92	0.43	96,96,96,96	0
54	MG	BA	3459	1/1	0.92	0.34	30,30,30,30	0
54	MG	BA	3550	1/1	0.92	0.18	79,79,79,79	0
54	MG	DA	3301	1/1	0.92	0.68	87,87,87,87	0

Continued on next page...

Continued from previous page...

Mol	Type	Chain	Res	Atoms	RSCC	RSR	B-factors(\AA^2)	Q<0.9
54	MG	CA	1873	1/1	0.92	0.44	58,58,58,58	0
54	MG	BA	3461	1/1	0.92	0.49	48,48,48,48	0
54	MG	AA	1776	1/1	0.92	0.36	108,108,108,108	0
54	MG	DJ	203	1/1	0.92	0.83	84,84,84,84	0
54	MG	CA	1601	1/1	0.92	0.40	60,60,60,60	0
54	MG	AA	1763	1/1	0.92	0.06	121,121,121,121	0
54	MG	CA	1603	1/1	0.92	0.54	48,48,48,48	0
54	MG	BA	3556	1/1	0.92	0.54	77,77,77,77	0
54	MG	CM	201	1/1	0.92	0.90	85,85,85,85	0
54	MG	BA	3275	1/1	0.92	0.22	68,68,68,68	0
54	MG	BA	3209	1/1	0.92	0.59	81,81,81,81	0
54	MG	AA	1605	1/1	0.92	0.17	65,65,65,65	0
54	MG	CA	1739	1/1	0.92	0.15	102,102,102,102	0
54	MG	DP	201	1/1	0.92	0.26	72,72,72,72	0
54	MG	AA	1827	1/1	0.92	0.27	71,71,71,71	0
54	MG	DA	3734	1/1	0.92	0.38	76,76,76,76	0
54	MG	CA	1741	1/1	0.92	0.28	100,100,100,100	0
54	MG	DA	3738	1/1	0.92	0.20	91,91,91,91	0
54	MG	DA	3324	1/1	0.92	0.25	95,95,95,95	0
54	MG	DA	3325	1/1	0.92	0.25	66,66,66,66	0
54	MG	AA	1707	1/1	0.92	0.82	86,86,86,86	0
54	MG	DV	203	1/1	0.92	0.15	128,128,128,128	0
54	MG	DA	3744	1/1	0.92	0.24	64,64,64,64	0
54	MG	DA	3747	1/1	0.92	0.22	78,78,78,78	0
54	MG	BA	3213	1/1	0.92	0.15	102,102,102,102	0
54	MG	DX	102	1/1	0.92	0.12	91,91,91,91	0
54	MG	DA	3541	1/1	0.92	0.19	76,76,76,76	0
54	MG	BA	3661	1/1	0.92	0.09	82,82,82,82	0
54	MG	BA	3014	1/1	0.92	0.08	45,45,45,45	0
54	MG	BA	3568	1/1	0.92	0.36	69,69,69,69	0
54	MG	DA	3134	1/1	0.92	0.76	69,69,69,69	0
54	MG	CA	1895	1/1	0.92	0.72	88,88,88,88	0
54	MG	CV	6206	1/1	0.92	0.08	107,107,107,107	0
54	MG	DA	2915	1/1	0.92	0.47	49,49,49,49	0
54	MG	DA	3148	1/1	0.92	0.12	94,94,94,94	0
54	MG	DA	3760	1/1	0.92	0.27	97,97,97,97	0
54	MG	BA	3162	1/1	0.92	0.08	86,86,86,86	0
54	MG	BA	3216	1/1	0.92	0.18	87,87,87,87	0
54	MG	DA	3561	1/1	0.92	0.29	85,85,85,85	0
54	MG	DA	3563	1/1	0.92	0.96	95,95,95,95	0
54	MG	CA	1869	1/1	0.93	0.08	96,96,96,96	0
54	MG	CA	1872	1/1	0.93	0.47	84,84,84,84	0

Continued on next page...

Continued from previous page...

Mol	Type	Chain	Res	Atoms	RSCC	RSR	B-factors(\AA^2)	Q<0.9
54	MG	AA	1651	1/1	0.93	0.34	56,56,56,56	0
54	MG	BA	3499	1/1	0.93	0.29	66,66,66,66	0
54	MG	BA	3656	1/1	0.93	0.22	107,107,107,107	0
54	MG	DA	3316	1/1	0.93	0.16	94,94,94,94	0
54	MG	AA	1675	1/1	0.93	0.27	82,82,82,82	0
54	MG	DA	3318	1/1	0.93	0.25	77,77,77,77	0
54	MG	CA	1607	1/1	0.93	0.18	62,62,62,62	0
54	MG	BA	3230	1/1	0.93	0.23	111,111,111,111	0
54	MG	BA	3578	1/1	0.93	0.10	74,74,74,74	0
54	MG	DA	3123	1/1	0.93	0.42	59,59,59,59	0
54	MG	AA	1855	1/1	0.93	0.34	81,81,81,81	0
54	MG	BA	3099	1/1	0.93	0.11	56,56,56,56	0
54	MG	DA	3129	1/1	0.93	0.43	93,93,93,93	0
54	MG	DA	3328	1/1	0.93	0.33	85,85,85,85	0
54	MG	BA	3408	1/1	0.93	0.51	86,86,86,86	0
54	MG	BA	3666	1/1	0.93	0.18	72,72,72,72	0
54	MG	CA	1887	1/1	0.93	0.15	75,75,75,75	0
54	MG	DA	3138	1/1	0.93	0.29	81,81,81,81	0
54	MG	DA	3569	1/1	0.93	0.47	36,36,36,36	0
54	MG	DA	3142	1/1	0.93	0.27	61,61,61,61	0
54	MG	CV	6204	1/1	0.93	0.13	112,112,112,112	0
54	MG	DA	3792	1/1	0.93	0.36	40,40,40,40	0
54	MG	AA	1668	1/1	0.93	0.17	77,77,77,77	0
54	MG	BA	3054	1/1	0.93	0.14	65,65,65,65	0
54	MG	CV	6207	1/1	0.93	0.20	94,94,94,94	0
54	MG	BA	3352	1/1	0.93	0.33	80,80,80,80	0
54	MG	BA	3671	1/1	0.93	0.25	100,100,100,100	0
54	MG	BA	3104	1/1	0.93	0.15	49,49,49,49	0
54	MG	AA	1742	1/1	0.93	0.14	90,90,90,90	0
54	MG	DA	2928	1/1	0.93	0.49	31,31,31,31	0
54	MG	DA	3804	1/1	0.93	0.32	72,72,72,72	0
54	MG	DA	3159	1/1	0.93	0.43	106,106,106,106	0
54	MG	DA	3350	1/1	0.93	0.09	95,95,95,95	0
54	MG	BA	3417	1/1	0.93	0.18	65,65,65,65	0
54	MG	BA	3240	1/1	0.93	0.38	157,157,157,157	0
54	MG	DA	2942	1/1	0.93	0.92	54,54,54,54	0
54	MG	DA	3816	1/1	0.93	0.19	52,52,52,52	0
54	MG	DA	2944	1/1	0.93	0.43	25,25,25,25	0
54	MG	DA	3168	1/1	0.93	0.63	67,67,67,67	0
54	MG	BA	3678	1/1	0.93	0.53	122,122,122,122	0
54	MG	BA	2920	1/1	0.93	0.41	24,24,24,24	0
54	MG	AA	1627	1/1	0.93	0.59	59,59,59,59	0

Continued on next page...

Continued from previous page...

Mol	Type	Chain	Res	Atoms	RSCC	RSR	B-factors(\AA^2)	Q<0.9
54	MG	AA	1657	1/1	0.93	0.54	79,79,79,79	0
54	MG	BA	3517	1/1	0.93	0.42	87,87,87,87	0
54	MG	CA	1761	1/1	0.93	0.95	88,88,88,88	0
54	MG	BA	3363	1/1	0.93	0.32	113,113,113,113	0
54	MG	BA	2976	1/1	0.93	0.30	65,65,65,65	0
54	MG	DA	3184	1/1	0.93	0.12	38,38,38,38	0
54	MG	DA	3607	1/1	0.93	0.41	79,79,79,79	0
54	MG	BB	209	1/1	0.93	0.17	61,61,61,61	0
54	MG	AA	1703	1/1	0.93	0.45	63,63,63,63	0
54	MG	DA	3833	1/1	0.93	0.43	73,73,73,73	0
54	MG	CA	1767	1/1	0.93	0.42	72,72,72,72	0
54	MG	BA	3367	1/1	0.93	0.22	74,74,74,74	0
54	MG	DA	3838	1/1	0.93	0.48	117,117,117,117	0
54	MG	BA	3302	1/1	0.93	0.33	84,84,84,84	0
54	MG	CA	1648	1/1	0.93	0.43	61,61,61,61	0
54	MG	DA	3194	1/1	0.93	0.43	74,74,74,74	0
54	MG	BA	2930	1/1	0.93	0.39	47,47,47,47	0
54	MG	AO	103	1/1	0.93	0.10	111,111,111,111	0
54	MG	BB	215	1/1	0.93	0.39	82,82,82,82	0
54	MG	AA	1842	1/1	0.93	0.88	69,69,69,69	0
54	MG	DA	2999	1/1	0.93	0.15	69,69,69,69	0
54	MG	CA	1781	1/1	0.93	0.21	76,76,76,76	0
54	MG	BA	3454	1/1	0.93	0.19	41,41,41,41	0
54	MG	DA	3395	1/1	0.93	0.28	75,75,75,75	0
54	MG	AA	1682	1/1	0.93	0.16	91,91,91,91	0
54	MG	DA	3400	1/1	0.93	0.11	127,127,127,127	0
54	MG	BA	3609	1/1	0.93	0.16	65,65,65,65	0
54	MG	BA	3460	1/1	0.93	0.22	47,47,47,47	0
54	MG	DA	3009	1/1	0.93	0.30	54,54,54,54	0
54	MG	DA	3406	1/1	0.93	0.20	59,59,59,59	0
54	MG	DA	3212	1/1	0.93	0.44	75,75,75,75	0
54	MG	CA	1923	1/1	0.93	0.31	74,74,74,74	0
54	MG	BA	3530	1/1	0.93	0.27	65,65,65,65	0
54	MG	CA	1789	1/1	0.93	0.21	103,103,103,103	0
54	MG	AA	1782	1/1	0.93	0.25	104,104,104,104	0
54	MG	DB	201	1/1	0.93	0.27	44,44,44,44	0
54	MG	BA	2947	1/1	0.93	0.72	37,37,37,37	0
54	MG	BA	3533	1/1	0.93	0.20	83,83,83,83	0
54	MG	CA	1931	1/1	0.93	0.09	99,99,99,99	0
54	MG	BA	3615	1/1	0.93	0.18	93,93,93,93	0
54	MG	CA	1669	1/1	0.93	0.17	76,76,76,76	0
54	MG	DA	3227	1/1	0.93	0.48	43,43,43,43	0

Continued on next page...

Continued from previous page...

Mol	Type	Chain	Res	Atoms	RSCC	RSR	B-factors(Å ²)	Q<0.9
54	MG	DA	3423	1/1	0.93	0.28	79,79,79,79	0
54	MG	BA	3160	1/1	0.93	0.62	87,87,87,87	0
54	MG	CA	1675	1/1	0.93	0.24	74,74,74,74	0
54	MG	AA	1733	1/1	0.93	0.20	89,89,89,89	0
54	MG	AA	1801	1/1	0.93	0.88	71,71,71,71	0
54	MG	BE	302	1/1	0.93	0.44	93,93,93,93	0
54	MG	DA	3433	1/1	0.93	0.25	67,67,67,67	0
54	MG	CA	1682	1/1	0.93	0.54	88,88,88,88	0
54	MG	DA	3672	1/1	0.93	0.17	80,80,80,80	0
54	MG	DA	3037	1/1	0.93	0.18	44,44,44,44	0
54	MG	DA	3239	1/1	0.93	0.18	126,126,126,126	0
54	MG	BF	201	1/1	0.93	0.07	122,122,122,122	0
54	MG	DA	3677	1/1	0.93	0.23	60,60,60,60	0
54	MG	DA	3678	1/1	0.93	0.21	58,58,58,58	0
54	MG	DA	3441	1/1	0.93	0.15	60,60,60,60	0
54	MG	CA	1808	1/1	0.93	0.14	98,98,98,98	0
54	MG	CA	1684	1/1	0.93	0.49	63,63,63,63	0
54	MG	BA	3538	1/1	0.93	0.25	75,75,75,75	0
54	MG	DA	3246	1/1	0.93	0.12	57,57,57,57	0
54	MG	DA	3247	1/1	0.93	0.14	92,92,92,92	0
54	MG	DA	3451	1/1	0.93	0.35	80,80,80,80	0
54	MG	CA	1812	1/1	0.93	0.74	92,92,92,92	0
54	MG	DA	3249	1/1	0.93	0.11	111,111,111,111	0
54	MG	DC	302	1/1	0.93	0.41	164,164,164,164	0
54	MG	BA	3320	1/1	0.93	0.41	71,71,71,71	0
54	MG	BA	3122	1/1	0.93	0.24	56,56,56,56	0
54	MG	CA	1953	1/1	0.93	0.24	120,120,120,120	0
54	MG	BA	3624	1/1	0.93	0.12	82,82,82,82	0
54	MG	BA	3039	1/1	0.93	0.14	54,54,54,54	0
54	MG	BA	3542	1/1	0.93	0.18	102,102,102,102	0
54	MG	CA	1821	1/1	0.93	0.51	96,96,96,96	0
54	MG	AA	1867	1/1	0.93	0.18	114,114,114,114	0
54	MG	BA	2952	1/1	0.93	0.19	59,59,59,59	0
54	MG	AA	1692	1/1	0.93	0.16	89,89,89,89	0
54	MG	BA	3087	1/1	0.93	1.46	84,84,84,84	0
54	MG	BA	3632	1/1	0.93	0.56	61,61,61,61	0
54	MG	DA	3266	1/1	0.93	0.16	85,85,85,85	0
54	MG	AA	1870	1/1	0.93	0.25	98,98,98,98	0
54	MG	DA	3482	1/1	0.93	0.18	69,69,69,69	0
54	MG	DJ	201	1/1	0.93	0.30	61,61,61,61	0
54	MG	CA	1972	1/1	0.93	0.28	67,67,67,67	0
54	MG	DA	3709	1/1	0.93	0.75	75,75,75,75	0

Continued on next page...

Continued from previous page...

Mol	Type	Chain	Res	Atoms	RSCC	RSR	B-factors(Å ²)	Q<0.9
54	MG	DJ	204	1/1	0.93	0.50	32,32,32,32	0
54	MG	DA	3489	1/1	0.93	0.30	97,97,97,97	0
54	MG	DA	3269	1/1	0.93	0.19	109,109,109,109	0
54	MG	DA	3270	1/1	0.93	0.24	82,82,82,82	0
54	MG	CA	1831	1/1	0.93	0.44	90,90,90,90	0
54	MG	CB	302	1/1	0.93	0.21	112,112,112,112	0
54	MG	BA	3268	1/1	0.93	0.63	84,84,84,84	0
54	MG	CA	1835	1/1	0.93	0.23	76,76,76,76	0
54	MG	BA	3130	1/1	0.93	0.21	47,47,47,47	0
54	MG	BA	3636	1/1	0.93	0.76	76,76,76,76	0
54	MG	BA	3484	1/1	0.93	0.20	56,56,56,56	0
54	MG	BA	3554	1/1	0.93	0.94	90,90,90,90	0
54	MG	BA	3641	1/1	0.93	0.15	95,95,95,95	0
54	MG	CA	1713	1/1	0.93	0.12	92,92,92,92	0
54	MG	DA	3285	1/1	0.93	0.52	65,65,65,65	0
54	MG	BA	3485	1/1	0.93	0.53	72,72,72,72	0
54	MG	DA	3729	1/1	0.93	0.17	81,81,81,81	0
54	MG	CA	1846	1/1	0.93	0.30	135,135,135,135	0
54	MG	CA	1849	1/1	0.93	0.08	167,167,167,167	0
54	MG	AA	1718	1/1	0.93	0.20	63,63,63,63	0
54	MG	AA	1720	1/1	0.93	0.82	101,101,101,101	0
54	MG	BA	3047	1/1	0.93	0.23	72,72,72,72	0
54	MG	DA	3737	1/1	0.93	0.70	136,136,136,136	0
54	MG	DA	3292	1/1	0.93	1.14	73,73,73,73	0
54	MG	BA	3491	1/1	0.93	0.49	79,79,79,79	0
54	MG	DA	3099	1/1	0.93	0.18	49,49,49,49	0
54	MG	DA	3521	1/1	0.93	0.24	101,101,101,101	0
54	MG	CA	1855	1/1	0.93	0.30	107,107,107,107	0
54	MG	BA	3398	1/1	0.93	0.28	74,74,74,74	0
54	MG	B2	101	1/1	0.93	0.11	27,27,27,27	0
54	MG	AA	1637	1/1	0.93	0.16	62,62,62,62	0
54	MG	BA	3178	1/1	0.93	0.27	74,74,74,74	0
54	MG	DA	3751	1/1	0.93	0.21	76,76,76,76	0
54	MG	BA	3179	1/1	0.93	0.21	79,79,79,79	0
54	MG	D5	101	1/1	0.93	0.19	46,46,46,46	0
54	MG	DA	3307	1/1	0.93	0.21	84,84,84,84	0
54	MG	BA	3567	1/1	0.93	0.20	126,126,126,126	0
54	MG	DA	3309	1/1	0.93	0.21	127,127,127,127	0
54	MG	DA	3293	1/1	0.94	0.23	66,66,66,66	0
54	MG	AA	1812	1/1	0.94	0.92	81,81,81,81	0
54	MG	DA	3742	1/1	0.94	0.40	47,47,47,47	0
54	MG	DA	3508	1/1	0.94	0.17	70,70,70,70	0

Continued on next page...

Continued from previous page...

Mol	Type	Chain	Res	Atoms	RSCC	RSR	B-factors(\AA^2)	Q<0.9
54	MG	BA	2989	1/1	0.94	0.20	50,50,50,50	0
54	MG	DA	3112	1/1	0.94	0.27	91,91,91,91	0
54	MG	BA	3365	1/1	0.94	0.12	131,131,131,131	0
54	MG	CA	1610	1/1	0.94	0.44	90,90,90,90	0
54	MG	CA	1611	1/1	0.94	0.30	128,128,128,128	0
54	MG	BA	3278	1/1	0.94	0.29	88,88,88,88	0
54	MG	CA	1742	1/1	0.94	0.16	91,91,91,91	0
54	MG	BA	2990	1/1	0.94	0.43	35,35,35,35	0
54	MG	BA	3154	1/1	0.94	0.08	139,139,139,139	0
54	MG	CA	1615	1/1	0.94	0.20	70,70,70,70	0
54	MG	BA	3474	1/1	0.94	0.33	72,72,72,72	0
54	MG	DA	3527	1/1	0.94	0.17	104,104,104,104	0
54	MG	BA	2992	1/1	0.94	0.13	69,69,69,69	0
54	MG	CA	1620	1/1	0.94	0.19	51,51,51,51	0
54	MG	DA	2911	1/1	0.94	0.38	11,11,11,11	0
54	MG	DA	2912	1/1	0.94	0.41	19,19,19,19	0
54	MG	DA	3765	1/1	0.94	0.18	64,64,64,64	0
54	MG	DA	3315	1/1	0.94	0.40	58,58,58,58	0
54	MG	DA	3137	1/1	0.94	0.29	29,29,29,29	0
54	MG	AB	301	1/1	0.94	0.30	92,92,92,92	0
54	MG	BA	3103	1/1	0.94	0.86	74,74,74,74	0
54	MG	BA	2940	1/1	0.94	0.33	30,30,30,30	0
54	MG	DA	3144	1/1	0.94	0.33	69,69,69,69	0
54	MG	DA	3145	1/1	0.94	0.15	100,100,100,100	0
54	MG	DA	3774	1/1	0.94	0.31	74,74,74,74	0
54	MG	BA	3664	1/1	0.94	0.10	69,69,69,69	0
54	MG	BA	3046	1/1	0.94	0.25	65,65,65,65	0
54	MG	DA	3544	1/1	0.94	0.26	53,53,53,53	0
54	MG	DA	3149	1/1	0.94	0.25	60,60,60,60	0
54	MG	DA	3326	1/1	0.94	0.32	81,81,81,81	0
54	MG	DA	3782	1/1	0.94	0.42	67,67,67,67	0
54	MG	BA	3483	1/1	0.94	0.31	71,71,71,71	0
54	MG	DA	2937	1/1	0.94	0.43	43,43,43,43	0
54	MG	AA	1833	1/1	0.94	0.43	75,75,75,75	0
54	MG	DA	3552	1/1	0.94	0.17	68,68,68,68	0
54	MG	DA	3788	1/1	0.94	0.33	92,92,92,92	0
54	MG	DA	3790	1/1	0.94	0.47	63,63,63,63	0
54	MG	DA	3553	1/1	0.94	0.14	91,91,91,91	0
54	MG	BA	3572	1/1	0.94	0.09	87,87,87,87	0
54	MG	DA	3557	1/1	0.94	0.11	128,128,128,128	0
54	MG	DA	3331	1/1	0.94	0.16	90,90,90,90	0
54	MG	BA	3573	1/1	0.94	0.17	58,58,58,58	0

Continued on next page...

Continued from previous page...

Mol	Type	Chain	Res	Atoms	RSCC	RSR	B-factors(\AA^2)	Q<0.9
54	MG	DA	2945	1/1	0.94	0.58	29,29,29,29	0
54	MG	DA	3335	1/1	0.94	0.10	46,46,46,46	0
54	MG	DA	3562	1/1	0.94	0.20	60,60,60,60	0
54	MG	BA	3161	1/1	0.94	0.34	64,64,64,64	0
54	MG	DA	2949	1/1	0.94	0.37	52,52,52,52	0
54	MG	AA	1696	1/1	0.94	0.05	120,120,120,120	0
54	MG	BA	3579	1/1	0.94	0.73	107,107,107,107	0
54	MG	BA	2997	1/1	0.94	0.70	81,81,81,81	0
54	MG	AA	1835	1/1	0.94	0.24	158,158,158,158	0
54	MG	DA	3169	1/1	0.94	0.30	54,54,54,54	0
54	MG	DA	3811	1/1	0.94	0.17	60,60,60,60	0
54	MG	DA	3812	1/1	0.94	0.22	87,87,87,87	0
54	MG	DA	3813	1/1	0.94	0.15	50,50,50,50	0
54	MG	DA	3572	1/1	0.94	0.14	93,93,93,93	0
54	MG	BA	3223	1/1	0.94	0.15	76,76,76,76	0
54	MG	DA	2958	1/1	0.94	0.07	31,31,31,31	0
54	MG	DA	3576	1/1	0.94	0.49	99,99,99,99	0
54	MG	DA	3174	1/1	0.94	0.18	66,66,66,66	0
54	MG	AA	1837	1/1	0.94	0.39	115,115,115,115	0
54	MG	DA	3176	1/1	0.94	0.30	50,50,50,50	0
54	MG	DA	3582	1/1	0.94	0.16	85,85,85,85	0
54	MG	DA	3824	1/1	0.94	0.25	113,113,113,113	0
54	MG	BA	3494	1/1	0.94	0.39	66,66,66,66	0
54	MG	BB	201	1/1	0.94	0.48	63,63,63,63	0
54	MG	CA	1775	1/1	0.94	0.17	64,64,64,64	0
54	MG	DA	2971	1/1	0.94	0.68	38,38,38,38	0
54	MG	BA	3227	1/1	0.94	0.68	61,61,61,61	0
54	MG	AD	303	1/1	0.94	0.47	68,68,68,68	0
54	MG	DA	3185	1/1	0.94	0.26	54,54,54,54	0
54	MG	DA	2978	1/1	0.94	0.23	23,23,23,23	0
54	MG	DA	3363	1/1	0.94	0.17	74,74,74,74	0
54	MG	DA	3835	1/1	0.94	0.36	111,111,111,111	0
54	MG	DA	3364	1/1	0.94	0.52	75,75,75,75	0
54	MG	DA	2982	1/1	0.94	0.26	39,39,39,39	0
54	MG	DA	2983	1/1	0.94	0.40	52,52,52,52	0
54	MG	BA	3303	1/1	0.94	0.21	157,157,157,157	0
54	MG	DA	3190	1/1	0.94	0.43	69,69,69,69	0
54	MG	BA	3591	1/1	0.94	0.22	99,99,99,99	0
54	MG	DA	3192	1/1	0.94	0.18	49,49,49,49	0
54	MG	AA	1608	1/1	0.94	0.41	46,46,46,46	0
54	MG	BA	3231	1/1	0.94	0.29	64,64,64,64	0
54	MG	BA	3500	1/1	0.94	0.29	72,72,72,72	0

Continued on next page...

Continued from previous page...

Mol	Type	Chain	Res	Atoms	RSCC	RSR	B-factors(\AA^2)	Q<0.9
54	MG	BA	3390	1/1	0.94	0.09	103,103,103,103	0
54	MG	BA	3232	1/1	0.94	0.26	68,68,68,68	0
54	MG	DA	3202	1/1	0.94	0.19	76,76,76,76	0
54	MG	BA	3307	1/1	0.94	0.19	63,63,63,63	0
54	MG	AA	1640	1/1	0.94	0.29	58,58,58,58	0
54	MG	DA	3851	1/1	0.94	0.27	74,74,74,74	0
54	MG	BA	3056	1/1	0.94	0.19	31,31,31,31	0
54	MG	CA	1661	1/1	0.94	0.11	80,80,80,80	0
54	MG	DA	3386	1/1	0.94	0.13	76,76,76,76	0
54	MG	DA	3387	1/1	0.94	0.12	124,124,124,124	0
54	MG	DA	3388	1/1	0.94	0.24	51,51,51,51	0
54	MG	DA	3006	1/1	0.94	0.27	60,60,60,60	0
54	MG	DA	3859	1/1	0.94	0.41	55,55,55,55	0
54	MG	DA	3622	1/1	0.94	0.35	45,45,45,45	0
54	MG	BA	3395	1/1	0.94	0.40	84,84,84,84	0
54	MG	DA	3625	1/1	0.94	0.32	84,84,84,84	0
54	MG	DA	3391	1/1	0.94	0.37	82,82,82,82	0
54	MG	AA	1863	1/1	0.94	0.15	119,119,119,119	0
54	MG	BA	3313	1/1	0.94	0.18	67,67,67,67	0
54	MG	CA	1667	1/1	0.94	0.29	77,77,77,77	0
54	MG	DB	205	1/1	0.94	0.32	78,78,78,78	0
54	MG	AA	1719	1/1	0.94	0.24	66,66,66,66	0
54	MG	DA	3635	1/1	0.94	0.12	73,73,73,73	0
54	MG	DB	210	1/1	0.94	0.10	92,92,92,92	0
54	MG	DA	3015	1/1	0.94	0.26	33,33,33,33	0
54	MG	DA	3401	1/1	0.94	0.31	100,100,100,100	0
54	MG	DA	3643	1/1	0.94	0.48	40,40,40,40	0
54	MG	BA	3010	1/1	0.94	0.07	73,73,73,73	0
54	MG	DB	218	1/1	0.94	0.10	113,113,113,113	0
54	MG	DA	3218	1/1	0.94	0.11	79,79,79,79	0
54	MG	CA	1670	1/1	0.94	0.36	106,106,106,106	0
54	MG	DA	3405	1/1	0.94	0.86	67,67,67,67	0
54	MG	DA	3220	1/1	0.94	0.17	98,98,98,98	0
54	MG	DA	3221	1/1	0.94	0.23	73,73,73,73	0
54	MG	CA	1940	1/1	0.94	0.16	72,72,72,72	0
54	MG	AA	1625	1/1	0.94	0.22	53,53,53,53	0
54	MG	CA	1806	1/1	0.94	0.18	110,110,110,110	0
54	MG	AE	205	1/1	0.94	0.42	106,106,106,106	0
54	MG	DA	3414	1/1	0.94	0.32	55,55,55,55	0
54	MG	CA	1676	1/1	0.94	0.49	90,90,90,90	0
54	MG	DB	233	1/1	0.94	0.41	67,67,67,67	0
54	MG	DA	3416	1/1	0.94	0.25	101,101,101,101	0

Continued on next page...

Continued from previous page...

Mol	Type	Chain	Res	Atoms	RSCC	RSR	B-factors(Å ²)	Q<0.9
54	MG	CA	1946	1/1	0.94	0.14	137,137,137,137	0
54	MG	BA	3016	1/1	0.94	0.50	54,54,54,54	0
54	MG	DA	3419	1/1	0.94	0.13	60,60,60,60	0
54	MG	AA	1606	1/1	0.94	0.53	62,62,62,62	0
54	MG	BA	3405	1/1	0.94	0.16	68,68,68,68	0
54	MG	CA	1814	1/1	0.94	0.33	47,47,47,47	0
54	MG	AA	1669	1/1	0.94	0.38	54,54,54,54	0
54	MG	BA	2964	1/1	0.94	0.35	43,43,43,43	0
54	MG	BA	3072	1/1	0.94	0.32	57,57,57,57	0
54	MG	DC	301	1/1	0.94	0.72	67,67,67,67	0
54	MG	AA	1736	1/1	0.94	0.14	112,112,112,112	0
54	MG	CA	1955	1/1	0.94	0.27	98,98,98,98	0
54	MG	DA	3431	1/1	0.94	0.24	94,94,94,94	0
54	MG	AA	1822	1/1	0.94	0.21	92,92,92,92	0
54	MG	BA	2969	1/1	0.94	0.56	69,69,69,69	0
54	MG	AA	1765	1/1	0.94	0.14	91,91,91,91	0
54	MG	BJ	202	1/1	0.94	0.31	69,69,69,69	0
54	MG	CA	1963	1/1	0.94	0.16	99,99,99,99	0
54	MG	CA	1965	1/1	0.94	0.36	78,78,78,78	0
54	MG	DA	3438	1/1	0.94	0.22	54,54,54,54	0
54	MG	DA	3439	1/1	0.94	0.27	52,52,52,52	0
54	MG	CA	1691	1/1	0.94	0.07	92,92,92,92	0
54	MG	BA	2913	1/1	0.94	0.60	27,27,27,27	0
54	MG	BA	3338	1/1	0.94	0.19	78,78,78,78	0
54	MG	BA	3080	1/1	0.94	0.11	43,43,43,43	0
54	MG	BA	3622	1/1	0.94	0.27	90,90,90,90	0
54	MG	AA	1850	1/1	0.94	0.70	70,70,70,70	0
54	MG	CA	1700	1/1	0.94	0.16	129,129,129,129	0
54	MG	DA	3256	1/1	0.94	0.44	65,65,65,65	0
54	MG	DA	3257	1/1	0.94	0.14	48,48,48,48	0
54	MG	DA	3455	1/1	0.94	0.90	97,97,97,97	0
54	MG	BA	3191	1/1	0.94	0.94	90,90,90,90	0
54	MG	BA	3258	1/1	0.94	0.20	78,78,78,78	0
54	MG	AA	1704	1/1	0.94	0.15	77,77,77,77	0
54	MG	BA	3260	1/1	0.94	0.34	64,64,64,64	0
54	MG	BS	201	1/1	0.94	0.21	52,52,52,52	0
54	MG	DA	3076	1/1	0.94	0.13	78,78,78,78	0
54	MG	BA	3628	1/1	0.94	0.10	102,102,102,102	0
54	MG	DA	3466	1/1	0.94	0.08	117,117,117,117	0
54	MG	BA	3137	1/1	0.94	0.28	90,90,90,90	0
54	MG	BA	2923	1/1	0.94	0.49	13,13,13,13	0
54	MG	CA	1847	1/1	0.94	0.16	58,58,58,58	0

Continued on next page...

Continued from previous page...

Mol	Type	Chain	Res	Atoms	RSCC	RSR	B-factors(\AA^2)	Q<0.9
54	MG	DA	3473	1/1	0.94	0.47	61,61,61,61	0
54	MG	BA	3139	1/1	0.94	0.40	100,100,100,100	0
54	MG	BA	3446	1/1	0.94	0.42	53,53,53,53	0
54	MG	BA	3086	1/1	0.94	0.11	63,63,63,63	0
54	MG	DA	3477	1/1	0.94	0.16	78,78,78,78	0
54	MG	BA	3031	1/1	0.94	0.54	80,80,80,80	0
54	MG	BA	3449	1/1	0.94	0.57	31,31,31,31	0
54	MG	DA	3718	1/1	0.94	0.22	70,70,70,70	0
54	MG	DA	3719	1/1	0.94	0.33	84,84,84,84	0
54	MG	DA	3486	1/1	0.94	0.54	124,124,124,124	0
54	MG	BA	3450	1/1	0.94	0.64	46,46,46,46	0
54	MG	BA	3142	1/1	0.94	0.22	47,47,47,47	0
54	MG	DA	3490	1/1	0.94	0.20	70,70,70,70	0
54	MG	AA	1794	1/1	0.94	0.15	112,112,112,112	0
54	MG	BA	3457	1/1	0.94	0.36	48,48,48,48	0
54	MG	CA	1860	1/1	0.94	0.20	68,68,68,68	0
54	MG	AA	1725	1/1	0.94	0.24	93,93,93,93	0
54	MG	AA	1828	1/1	0.94	0.38	82,82,82,82	0
54	MG	BA	2982	1/1	0.94	0.12	38,38,38,38	0
54	MG	CA	1868	1/1	0.94	0.29	71,71,71,71	0
54	MG	AA	1654	1/1	0.94	0.28	99,99,99,99	0
54	MG	BA	2934	1/1	0.94	0.53	33,33,33,33	0
54	MG	CA	1733	1/1	0.94	0.56	78,78,78,78	0
54	MG	BA	3207	1/1	0.94	0.37	70,70,70,70	0
55	ZN	CD	301	1/1	0.94	0.28	116,116,116,116	0
54	MG	BA	3553	1/1	0.94	0.17	72,72,72,72	0
54	MG	CA	1864	1/1	0.95	0.21	90,90,90,90	0
54	MG	BA	2936	1/1	0.95	0.18	32,32,32,32	0
54	MG	DA	3039	1/1	0.95	0.11	70,70,70,70	0
54	MG	BA	3427	1/1	0.95	0.10	74,74,74,74	0
54	MG	DA	3575	1/1	0.95	0.37	85,85,85,85	0
54	MG	BA	3182	1/1	0.95	0.19	78,78,78,78	0
54	MG	CA	1755	1/1	0.95	0.45	69,69,69,69	0
54	MG	BA	3069	1/1	0.95	0.26	52,52,52,52	0
54	MG	BA	3574	1/1	0.95	0.18	62,62,62,62	0
54	MG	BA	3575	1/1	0.95	0.37	59,59,59,59	0
54	MG	BM	202	1/1	0.95	0.30	85,85,85,85	0
54	MG	CA	1879	1/1	0.95	0.17	76,76,76,76	0
54	MG	BA	3319	1/1	0.95	0.16	79,79,79,79	0
54	MG	DA	3054	1/1	0.95	1.00	72,72,72,72	0
54	MG	CE	205	1/1	0.95	0.49	104,104,104,104	0
54	MG	BA	3577	1/1	0.95	0.32	142,142,142,142	0

Continued on next page...

Continued from previous page...

Mol	Type	Chain	Res	Atoms	RSCC	RSR	B-factors(Å ²)	Q<0.9
54	MG	DA	3399	1/1	0.95	0.17	75,75,75,75	0
54	MG	DA	3591	1/1	0.95	0.10	90,90,90,90	0
54	MG	AA	1768	1/1	0.95	0.80	87,87,87,87	0
54	MG	DA	3796	1/1	0.95	0.15	67,67,67,67	0
54	MG	BA	2903	1/1	0.95	0.90	22,22,22,22	0
54	MG	DA	3798	1/1	0.95	0.44	88,88,88,88	0
54	MG	BA	3649	1/1	0.95	0.15	67,67,67,67	0
54	MG	BA	3004	1/1	0.95	0.28	49,49,49,49	0
54	MG	DA	3597	1/1	0.95	0.13	124,124,124,124	0
54	MG	DA	3802	1/1	0.95	0.14	84,84,84,84	0
54	MG	DA	3066	1/1	0.95	0.25	114,114,114,114	0
54	MG	DA	3240	1/1	0.95	0.16	69,69,69,69	0
54	MG	AA	1702	1/1	0.95	0.15	56,56,56,56	0
54	MG	DA	3601	1/1	0.95	0.19	59,59,59,59	0
54	MG	CA	1672	1/1	0.95	0.14	137,137,137,137	0
54	MG	BA	3271	1/1	0.95	0.19	83,83,83,83	0
54	MG	BA	3188	1/1	0.95	0.19	103,103,103,103	0
54	MG	CL	205	1/1	0.95	0.26	97,97,97,97	0
54	MG	DA	3074	1/1	0.95	0.32	43,43,43,43	0
54	MG	DA	3412	1/1	0.95	0.29	86,86,86,86	0
54	MG	BA	3518	1/1	0.95	0.68	81,81,81,81	0
54	MG	CA	1677	1/1	0.95	0.44	93,93,93,93	0
54	MG	BA	3456	1/1	0.95	0.38	64,64,64,64	0
54	MG	DA	3611	1/1	0.95	0.76	74,74,74,74	0
54	MG	BA	3007	1/1	0.95	0.06	98,98,98,98	0
54	MG	BA	2908	1/1	0.95	0.44	26,26,26,26	0
54	MG	DA	3083	1/1	0.95	0.25	120,120,120,120	0
54	MG	BA	3660	1/1	0.95	0.15	119,119,119,119	0
54	MG	BA	3331	1/1	0.95	0.85	66,66,66,66	0
54	MG	AA	1831	1/1	0.95	0.40	67,67,67,67	0
54	MG	BA	3333	1/1	0.95	0.48	54,54,54,54	0
54	MG	BA	2945	1/1	0.95	0.29	56,56,56,56	0
54	MG	AA	1746	1/1	0.95	0.05	86,86,86,86	0
54	MG	DA	3261	1/1	0.95	0.29	57,57,57,57	0
54	MG	BA	3337	1/1	0.95	0.18	77,77,77,77	0
54	MG	DA	3628	1/1	0.95	0.32	56,56,56,56	0
54	MG	DA	3092	1/1	0.95	0.54	56,56,56,56	0
54	MG	AA	1671	1/1	0.95	0.13	74,74,74,74	0
54	MG	BA	3082	1/1	0.95	0.14	38,38,38,38	0
54	MG	BA	3340	1/1	0.95	0.59	85,85,85,85	0
54	MG	CA	1693	1/1	0.95	0.86	95,95,95,95	0
54	MG	AA	1676	1/1	0.95	0.14	90,90,90,90	0

Continued on next page...

Continued from previous page...

Mol	Type	Chain	Res	Atoms	RSCC	RSR	B-factors(\AA^2)	Q<0.9
54	MG	DA	3638	1/1	0.95	0.31	22,22,22,22	0
54	MG	DA	3641	1/1	0.95	0.25	13,13,13,13	0
54	MG	DA	2902	1/1	0.95	0.55	17,17,17,17	0
54	MG	DA	2907	1/1	0.95	0.56	17,17,17,17	0
54	MG	DA	2909	1/1	0.95	0.61	22,22,22,22	0
54	MG	BA	3472	1/1	0.95	0.51	65,65,65,65	0
54	MG	AA	1721	1/1	0.95	0.32	56,56,56,56	0
54	MG	DA	2913	1/1	0.95	0.67	21,21,21,21	0
54	MG	DA	3275	1/1	0.95	0.53	92,92,92,92	0
54	MG	DA	3276	1/1	0.95	0.56	86,86,86,86	0
54	MG	DA	3449	1/1	0.95	0.15	79,79,79,79	0
54	MG	CA	1910	1/1	0.95	0.20	109,109,109,109	0
54	MG	DA	3107	1/1	0.95	0.14	50,50,50,50	0
54	MG	BA	3674	1/1	0.95	0.36	55,55,55,55	0
54	MG	DA	2921	1/1	0.95	0.13	32,32,32,32	0
54	MG	DA	3454	1/1	0.95	0.36	81,81,81,81	0
54	MG	DA	3661	1/1	0.95	0.64	98,98,98,98	0
54	MG	DA	3110	1/1	0.95	0.24	65,65,65,65	0
54	MG	CA	1801	1/1	0.95	0.25	82,82,82,82	0
54	MG	BA	3396	1/1	0.95	0.15	108,108,108,108	0
54	MG	BA	3676	1/1	0.95	0.11	112,112,112,112	0
54	MG	BA	3535	1/1	0.95	0.21	95,95,95,95	0
54	MG	BA	3285	1/1	0.95	0.11	91,91,91,91	0
54	MG	DA	3864	1/1	0.95	0.37	53,53,53,53	0
54	MG	BA	3241	1/1	0.95	0.13	69,69,69,69	0
54	MG	BA	2916	1/1	0.95	0.47	37,37,37,37	0
54	MG	DA	3121	1/1	0.95	0.34	38,38,38,38	0
54	MG	CA	1707	1/1	0.95	0.14	102,102,102,102	0
54	MG	CA	1708	1/1	0.95	0.13	60,60,60,60	0
54	MG	DA	3470	1/1	0.95	0.21	127,127,127,127	0
54	MG	CA	1813	1/1	0.95	0.17	107,107,107,107	0
54	MG	DA	3472	1/1	0.95	0.65	95,95,95,95	0
54	MG	CA	1709	1/1	0.95	0.05	107,107,107,107	0
54	MG	AA	1602	1/1	0.95	0.89	45,45,45,45	0
54	MG	CA	1927	1/1	0.95	0.18	88,88,88,88	0
54	MG	DB	217	1/1	0.95	0.09	93,93,93,93	0
54	MG	DA	3300	1/1	0.95	0.23	46,46,46,46	0
54	MG	BA	3245	1/1	0.95	0.31	95,95,95,95	0
54	MG	DA	3478	1/1	0.95	0.33	48,48,48,48	0
54	MG	DB	221	1/1	0.95	0.29	98,98,98,98	0
54	MG	DB	222	1/1	0.95	0.19	137,137,137,137	0
54	MG	CA	1817	1/1	0.95	0.23	89,89,89,89	0

Continued on next page...

Continued from previous page...

Mol	Type	Chain	Res	Atoms	RSCC	RSR	B-factors(\AA^2)	Q<0.9
54	MG	DA	3480	1/1	0.95	0.15	76,76,76,76	0
54	MG	BA	3482	1/1	0.95	0.21	40,40,40,40	0
54	MG	DA	3485	1/1	0.95	0.31	119,119,119,119	0
54	MG	DA	3690	1/1	0.95	0.50	70,70,70,70	0
54	MG	BA	3088	1/1	0.95	0.50	57,57,57,57	0
54	MG	DA	3140	1/1	0.95	0.73	50,50,50,50	0
54	MG	DA	3141	1/1	0.95	0.44	57,57,57,57	0
54	MG	CA	1619	1/1	0.95	0.52	62,62,62,62	0
54	MG	CA	1716	1/1	0.95	0.20	89,89,89,89	0
54	MG	CA	1934	1/1	0.95	0.12	80,80,80,80	0
54	MG	DA	3493	1/1	0.95	0.39	59,59,59,59	0
54	MG	AA	1603	1/1	0.95	0.50	37,37,37,37	0
54	MG	DA	2964	1/1	0.95	0.46	45,45,45,45	0
54	MG	DA	2965	1/1	0.95	0.59	34,34,34,34	0
54	MG	DA	2969	1/1	0.95	0.50	39,39,39,39	0
54	MG	CA	1936	1/1	0.95	0.40	102,102,102,102	0
54	MG	CA	1718	1/1	0.95	0.27	109,109,109,109	0
54	MG	AA	1841	1/1	0.95	0.16	83,83,83,83	0
54	MG	BA	3486	1/1	0.95	0.20	60,60,60,60	0
54	MG	DA	3706	1/1	0.95	0.16	75,75,75,75	0
54	MG	DA	2981	1/1	0.95	0.30	40,40,40,40	0
54	MG	AA	1618	1/1	0.95	0.62	71,71,71,71	0
54	MG	CA	1829	1/1	0.95	0.13	89,89,89,89	0
54	MG	DA	3161	1/1	0.95	0.45	70,70,70,70	0
54	MG	CA	1624	1/1	0.95	0.43	94,94,94,94	0
54	MG	BA	2960	1/1	0.95	0.54	39,39,39,39	0
54	MG	CA	1832	1/1	0.95	0.11	92,92,92,92	0
54	MG	BA	3024	1/1	0.95	0.37	52,52,52,52	0
54	MG	CA	1834	1/1	0.95	0.17	81,81,81,81	0
54	MG	DA	2990	1/1	0.95	0.21	20,20,20,20	0
54	MG	DA	3170	1/1	0.95	0.41	56,56,56,56	0
54	MG	DA	2992	1/1	0.95	0.39	60,60,60,60	0
54	MG	BA	3025	1/1	0.95	0.49	76,76,76,76	0
54	MG	DA	3334	1/1	0.95	0.29	53,53,53,53	0
54	MG	DA	2994	1/1	0.95	0.33	54,54,54,54	0
54	MG	DA	3524	1/1	0.95	0.12	87,87,87,87	0
54	MG	DA	3525	1/1	0.95	0.76	73,73,73,73	0
54	MG	DA	2995	1/1	0.95	0.21	26,26,26,26	0
54	MG	DA	2997	1/1	0.95	0.29	46,46,46,46	0
54	MG	DA	2998	1/1	0.95	0.26	36,36,36,36	0
54	MG	BA	2928	1/1	0.95	0.51	28,28,28,28	0
54	MG	AA	1694	1/1	0.95	0.10	71,71,71,71	0

Continued on next page...

Continued from previous page...

Mol	Type	Chain	Res	Atoms	RSCC	RSR	B-factors(\AA^2)	Q<0.9
54	MG	DA	3731	1/1	0.95	0.14	60,60,60,60	0
54	MG	BA	3360	1/1	0.95	0.20	75,75,75,75	0
54	MG	BA	3097	1/1	0.95	0.27	57,57,57,57	0
54	MG	BA	3098	1/1	0.95	0.27	90,90,90,90	0
54	MG	DA	3004	1/1	0.95	0.21	38,38,38,38	0
54	MG	DA	3736	1/1	0.95	0.23	134,134,134,134	0
54	MG	DN	201	1/1	0.95	0.07	88,88,88,88	0
54	MG	AA	1872	1/1	0.95	0.52	88,88,88,88	0
54	MG	BB	223	1/1	0.95	0.18	94,94,94,94	0
54	MG	DA	3008	1/1	0.95	0.15	50,50,50,50	0
54	MG	CA	1636	1/1	0.95	0.08	98,98,98,98	0
54	MG	DA	3352	1/1	0.95	0.21	121,121,121,121	0
54	MG	DA	3542	1/1	0.95	0.24	65,65,65,65	0
54	MG	DS	202	1/1	0.95	0.52	62,62,62,62	0
54	MG	BA	3100	1/1	0.95	0.31	79,79,79,79	0
54	MG	DA	3746	1/1	0.95	0.11	94,94,94,94	0
54	MG	DA	3012	1/1	0.95	0.28	48,48,48,48	0
54	MG	BA	2933	1/1	0.95	0.24	36,36,36,36	0
54	MG	BA	3560	1/1	0.95	0.62	74,74,74,74	0
54	MG	CA	1964	1/1	0.95	0.21	99,99,99,99	0
54	MG	DA	3019	1/1	0.95	0.27	48,48,48,48	0
54	MG	DA	3361	1/1	0.95	0.12	69,69,69,69	0
54	MG	CA	1851	1/1	0.95	0.48	103,103,103,103	0
54	MG	BA	3561	1/1	0.95	0.14	75,75,75,75	0
54	MG	DA	3200	1/1	0.95	0.29	97,97,97,97	0
54	MG	DA	3555	1/1	0.95	0.54	61,61,61,61	0
54	MG	CA	1642	1/1	0.95	0.18	79,79,79,79	0
54	MG	BA	3065	1/1	0.95	0.22	59,59,59,59	0
54	MG	BA	2998	1/1	0.95	0.10	75,75,75,75	0
54	MG	CA	1646	1/1	0.95	0.21	115,115,115,115	0
54	MG	DA	3028	1/1	0.95	0.35	58,58,58,58	0
54	MG	CA	1857	1/1	0.95	0.34	76,76,76,76	0
54	MG	AA	1754	1/1	0.95	0.16	98,98,98,98	0
54	MG	BA	3423	1/1	0.95	0.39	72,72,72,72	0
54	MG	BA	3369	1/1	0.95	0.30	108,108,108,108	0
54	MG	BA	3506	1/1	0.95	0.36	89,89,89,89	0
55	ZN	AN	101	1/1	0.95	0.13	144,144,144,144	0
54	MG	BA	3637	1/1	0.95	0.18	105,105,105,105	0
54	MG	DA	3379	1/1	0.95	0.04	78,78,78,78	0
54	MG	BB	222	1/1	0.96	0.23	112,112,112,112	0
54	MG	BA	3492	1/1	0.96	0.17	70,70,70,70	0
54	MG	CA	1840	1/1	0.96	0.29	76,76,76,76	0

Continued on next page...

Continued from previous page...

Mol	Type	Chain	Res	Atoms	RSCC	RSR	B-factors(\AA^2)	Q<0.9
54	MG	DA	3426	1/1	0.96	0.19	96,96,96,96	0
54	MG	DA	3125	1/1	0.96	0.20	36,36,36,36	0
54	MG	DA	3126	1/1	0.96	0.31	64,64,64,64	0
54	MG	DA	3430	1/1	0.96	0.27	103,103,103,103	0
54	MG	BA	3411	1/1	0.96	0.34	90,90,90,90	0
54	MG	CA	1639	1/1	0.96	0.38	59,59,59,59	0
54	MG	BA	3355	1/1	0.96	0.21	72,72,72,72	0
54	MG	DA	3130	1/1	0.96	0.08	68,68,68,68	0
54	MG	DA	3281	1/1	0.96	0.16	62,62,62,62	0
54	MG	DA	3131	1/1	0.96	0.10	63,63,63,63	0
54	MG	BA	3356	1/1	0.96	0.28	33,33,33,33	0
54	MG	DA	3284	1/1	0.96	0.20	79,79,79,79	0
54	MG	AA	1613	1/1	0.96	0.63	55,55,55,55	0
54	MG	DA	3440	1/1	0.96	0.46	125,125,125,125	0
54	MG	DA	3615	1/1	0.96	0.21	99,99,99,99	0
54	MG	BA	3254	1/1	0.96	0.33	68,68,68,68	0
54	MG	DA	3617	1/1	0.96	0.30	59,59,59,59	0
54	MG	AA	1756	1/1	0.96	0.22	111,111,111,111	0
54	MG	CA	1848	1/1	0.96	0.29	96,96,96,96	0
54	MG	CA	1645	1/1	0.96	0.15	80,80,80,80	0
54	MG	DA	3446	1/1	0.96	0.20	57,57,57,57	0
54	MG	CA	1959	1/1	0.96	0.09	106,106,106,106	0
54	MG	DA	3448	1/1	0.96	0.17	99,99,99,99	0
54	MG	AA	1775	1/1	0.96	0.11	105,105,105,105	0
54	MG	BA	3170	1/1	0.96	0.34	87,87,87,87	0
54	MG	DA	3629	1/1	0.96	0.76	89,89,89,89	0
54	MG	AA	1810	1/1	0.96	0.24	86,86,86,86	0
54	MG	DA	2996	1/1	0.96	0.44	32,32,32,32	0
54	MG	DA	3823	1/1	0.96	0.50	84,84,84,84	0
54	MG	DA	3296	1/1	0.96	0.24	70,70,70,70	0
54	MG	DA	3146	1/1	0.96	0.22	31,31,31,31	0
54	MG	BA	3013	1/1	0.96	0.40	21,21,21,21	0
54	MG	DA	3456	1/1	0.96	0.46	121,121,121,121	0
54	MG	AV	6208	1/1	0.96	0.37	79,79,79,79	0
54	MG	AA	1798	1/1	0.96	0.44	46,46,46,46	0
54	MG	DA	3460	1/1	0.96	0.45	86,86,86,86	0
54	MG	CA	1652	1/1	0.96	0.19	87,87,87,87	0
54	MG	BA	2941	1/1	0.96	0.34	31,31,31,31	0
54	MG	DA	3303	1/1	0.96	0.36	67,67,67,67	0
54	MG	BA	3314	1/1	0.96	0.20	69,69,69,69	0
54	MG	DA	3305	1/1	0.96	0.28	99,99,99,99	0
54	MG	AB	302	1/1	0.96	0.24	57,57,57,57	0

Continued on next page...

Continued from previous page...

Mol	Type	Chain	Res	Atoms	RSCC	RSR	B-factors(\AA^2)	Q<0.9
54	MG	BA	2980	1/1	0.96	0.18	51,51,51,51	0
54	MG	CA	1861	1/1	0.96	0.28	64,64,64,64	0
54	MG	BA	3439	1/1	0.96	0.39	17,17,17,17	0
54	MG	DA	3160	1/1	0.96	0.40	53,53,53,53	0
54	MG	DA	3656	1/1	0.96	0.29	36,36,36,36	0
54	MG	BA	3442	1/1	0.96	0.51	26,26,26,26	0
54	MG	BA	3317	1/1	0.96	0.17	84,84,84,84	0
54	MG	CA	1866	1/1	0.96	0.21	102,102,102,102	0
54	MG	CA	1662	1/1	0.96	0.13	84,84,84,84	0
54	MG	CC	305	1/1	0.96	0.08	93,93,93,93	0
54	MG	BN	201	1/1	0.96	0.28	49,49,49,49	0
54	MG	BA	2981	1/1	0.96	0.26	56,56,56,56	0
54	MG	DA	3017	1/1	0.96	0.33	38,38,38,38	0
54	MG	CA	1762	1/1	0.96	0.21	114,114,114,114	0
54	MG	BA	3059	1/1	0.96	0.63	48,48,48,48	0
54	MG	DA	3484	1/1	0.96	0.24	21,21,21,21	0
54	MG	AA	1826	1/1	0.96	0.38	75,75,75,75	0
54	MG	DA	3322	1/1	0.96	0.15	65,65,65,65	0
54	MG	CA	1875	1/1	0.96	0.64	63,63,63,63	0
54	MG	DA	3488	1/1	0.96	0.30	102,102,102,102	0
54	MG	AA	1845	1/1	0.96	0.06	71,71,71,71	0
54	MG	DA	3177	1/1	0.96	0.59	46,46,46,46	0
54	MG	BA	3583	1/1	0.96	0.69	105,105,105,105	0
54	MG	CA	1878	1/1	0.96	0.41	82,82,82,82	0
54	MG	BA	3584	1/1	0.96	0.15	83,83,83,83	0
54	MG	BA	3225	1/1	0.96	0.31	54,54,54,54	0
54	MG	DA	3680	1/1	0.96	0.20	41,41,41,41	0
54	MG	DB	202	1/1	0.96	0.30	33,33,33,33	0
54	MG	DA	3681	1/1	0.96	0.23	78,78,78,78	0
54	MG	BA	3655	1/1	0.96	0.17	92,92,92,92	0
54	MG	BA	3063	1/1	0.96	0.92	85,85,85,85	0
54	MG	DB	206	1/1	0.96	0.27	63,63,63,63	0
54	MG	DA	3032	1/1	0.96	0.64	80,80,80,80	0
54	MG	CA	1772	1/1	0.96	0.13	112,112,112,112	0
54	MG	BA	3453	1/1	0.96	0.27	27,27,27,27	0
54	MG	DB	211	1/1	0.96	0.07	65,65,65,65	0
54	MG	DA	3035	1/1	0.96	0.60	43,43,43,43	0
54	MG	BA	3658	1/1	0.96	0.29	68,68,68,68	0
54	MG	DB	214	1/1	0.96	0.21	72,72,72,72	0
54	MG	BA	3326	1/1	0.96	0.20	82,82,82,82	0
54	MG	BA	3379	1/1	0.96	0.21	86,86,86,86	0
54	MG	CA	1779	1/1	0.96	0.28	79,79,79,79	0

Continued on next page...

Continued from previous page...

Mol	Type	Chain	Res	Atoms	RSCC	RSR	B-factors(\AA^2)	Q<0.9
54	MG	AA	1624	1/1	0.96	0.18	58,58,58,58	0
54	MG	BA	3144	1/1	0.96	0.09	148,148,148,148	0
54	MG	BA	2986	1/1	0.96	0.72	54,54,54,54	0
54	MG	DA	3510	1/1	0.96	0.23	64,64,64,64	0
54	MG	DA	3196	1/1	0.96	0.20	84,84,84,84	0
54	MG	DA	3043	1/1	0.96	0.14	59,59,59,59	0
54	MG	AA	1813	1/1	0.96	0.13	76,76,76,76	0
54	MG	AA	1758	1/1	0.96	0.62	69,69,69,69	0
54	MG	CA	1686	1/1	0.96	0.07	82,82,82,82	0
54	MG	BA	2914	1/1	0.96	0.44	24,24,24,24	0
54	MG	DA	3518	1/1	0.96	0.24	102,102,102,102	0
54	MG	DA	3519	1/1	0.96	0.37	74,74,74,74	0
54	MG	BA	3387	1/1	0.96	0.13	84,84,84,84	0
54	MG	AA	1732	1/1	0.96	0.13	104,104,104,104	0
54	MG	BA	3467	1/1	0.96	0.37	30,30,30,30	0
54	MG	DA	3523	1/1	0.96	0.13	77,77,77,77	0
54	MG	BA	3334	1/1	0.96	0.23	60,60,60,60	0
54	MG	CA	1793	1/1	0.96	0.19	125,125,125,125	0
54	MG	DA	3358	1/1	0.96	0.30	83,83,83,83	0
54	MG	DA	3060	1/1	0.96	0.48	77,77,77,77	0
54	MG	BA	2953	1/1	0.96	0.19	45,45,45,45	0
54	MG	BA	3601	1/1	0.96	0.20	76,76,76,76	0
54	MG	BA	3281	1/1	0.96	0.72	123,123,123,123	0
54	MG	DA	3064	1/1	0.96	0.24	127,127,127,127	0
54	MG	CA	1695	1/1	0.96	0.18	65,65,65,65	0
54	MG	AA	1601	1/1	0.96	0.24	35,35,35,35	0
54	MG	CA	1604	1/1	0.96	0.47	43,43,43,43	0
54	MG	CA	1605	1/1	0.96	0.64	54,54,54,54	0
54	MG	DA	2901	1/1	0.96	0.52	9,9,9,9	0
54	MG	BA	2918	1/1	0.96	0.60	43,43,43,43	0
54	MG	CA	1609	1/1	0.96	0.25	66,66,66,66	0
54	MG	DA	3073	1/1	0.96	0.23	69,69,69,69	0
54	MG	CA	1702	1/1	0.96	0.24	114,114,114,114	0
54	MG	AA	1832	1/1	0.96	0.45	66,66,66,66	0
54	MG	AA	1761	1/1	0.96	0.10	68,68,68,68	0
54	MG	CA	1809	1/1	0.96	0.20	92,92,92,92	0
54	MG	CA	1915	1/1	0.96	0.40	58,58,58,58	0
54	MG	DA	3548	1/1	0.96	0.86	110,110,110,110	0
54	MG	BA	3679	1/1	0.96	0.30	75,75,75,75	0
54	MG	DA	3381	1/1	0.96	0.23	49,49,49,49	0
54	MG	DA	2920	1/1	0.96	0.29	14,14,14,14	0
54	MG	BA	2959	1/1	0.96	0.31	40,40,40,40	0

Continued on next page...

Continued from previous page...

Mol	Type	Chain	Res	Atoms	RSCC	RSR	B-factors(Å ²)	Q<0.9
54	MG	DA	3236	1/1	0.96	0.15	75,75,75,75	0
54	MG	BA	2999	1/1	0.96	0.53	39,39,39,39	0
54	MG	BA	3477	1/1	0.96	0.13	50,50,50,50	0
54	MG	DA	3556	1/1	0.96	0.15	110,110,110,110	0
54	MG	CA	1616	1/1	0.96	0.14	94,94,94,94	0
54	MG	DA	2929	1/1	0.96	0.48	21,21,21,21	0
54	MG	BA	2924	1/1	0.96	0.44	48,48,48,48	0
54	MG	DA	3745	1/1	0.96	0.24	109,109,109,109	0
54	MG	BA	3289	1/1	0.96	0.39	61,61,61,61	0
54	MG	BB	204	1/1	0.96	0.33	102,102,102,102	0
54	MG	BA	3118	1/1	0.96	0.14	95,95,95,95	0
54	MG	BA	3481	1/1	0.96	0.39	71,71,71,71	0
54	MG	DA	3394	1/1	0.96	0.53	110,110,110,110	0
54	MG	DA	3565	1/1	0.96	0.17	97,97,97,97	0
54	MG	BB	208	1/1	0.96	0.11	67,67,67,67	0
54	MG	DA	3396	1/1	0.96	0.27	78,78,78,78	0
54	MG	AA	1706	1/1	0.96	0.46	78,78,78,78	0
54	MG	AA	1647	1/1	0.96	0.44	63,63,63,63	0
54	MG	CA	1823	1/1	0.96	0.12	61,61,61,61	0
54	MG	BA	3546	1/1	0.96	0.20	67,67,67,67	0
54	MG	BA	3547	1/1	0.96	0.19	87,87,87,87	0
54	MG	DA	2954	1/1	0.96	0.59	41,41,41,41	0
54	MG	DA	3761	1/1	0.96	0.11	100,100,100,100	0
54	MG	BA	3293	1/1	0.96	0.24	60,60,60,60	0
54	MG	CA	1827	1/1	0.96	0.24	82,82,82,82	0
54	MG	AA	1836	1/1	0.96	0.08	91,91,91,91	0
54	MG	CA	1937	1/1	0.96	0.26	100,100,100,100	0
54	MG	DA	3579	1/1	0.96	0.54	80,80,80,80	0
54	MG	DA	3258	1/1	0.96	0.28	67,67,67,67	0
54	MG	AA	1783	1/1	0.96	0.23	123,123,123,123	0
54	MG	BA	3084	1/1	0.96	0.36	82,82,82,82	0
54	MG	AV	6203	1/1	0.96	0.16	62,62,62,62	0
54	MG	CA	1726	1/1	0.96	0.28	49,49,49,49	0
54	MG	DA	3413	1/1	0.96	0.23	60,60,60,60	0
54	MG	BA	3300	1/1	0.96	0.32	93,93,93,93	0
54	MG	DA	2967	1/1	0.96	0.33	34,34,34,34	0
54	MG	DA	3589	1/1	0.96	0.26	51,51,51,51	0
54	MG	DA	2968	1/1	0.96	0.62	36,36,36,36	0
54	MG	D4	103	1/1	0.96	0.27	73,73,73,73	0
54	MG	DA	3115	1/1	0.96	0.18	58,58,58,58	0
54	MG	BA	3490	1/1	0.96	0.09	67,67,67,67	0
54	MG	DA	3783	1/1	0.96	0.13	63,63,63,63	0

Continued on next page...

Continued from previous page...

Mol	Type	Chain	Res	Atoms	RSCC	RSR	B-factors(\AA^2)	Q<0.9
54	MG	DA	3117	1/1	0.96	0.13	31,31,31,31	0
54	MG	DA	2970	1/1	0.96	0.25	29,29,29,29	0
54	MG	DA	3119	1/1	0.96	0.15	74,74,74,74	0
54	MG	BA	2931	1/1	0.96	0.39	49,49,49,49	0
54	MG	BB	207	1/1	0.97	0.16	111,111,111,111	0
54	MG	DA	3344	1/1	0.97	0.16	75,75,75,75	0
54	MG	CA	1870	1/1	0.97	0.20	94,94,94,94	0
54	MG	DA	3581	1/1	0.97	0.12	68,68,68,68	0
54	MG	CA	1871	1/1	0.97	0.49	76,76,76,76	0
54	MG	DA	3710	1/1	0.97	0.16	92,92,92,92	0
54	MG	BA	2902	1/1	0.97	0.51	12,12,12,12	0
54	MG	DA	3018	1/1	0.97	0.43	60,60,60,60	0
54	MG	DA	2908	1/1	0.97	0.46	20,20,20,20	0
54	MG	BA	3143	1/1	0.97	0.12	48,48,48,48	0
54	MG	DA	2910	1/1	0.97	0.68	38,38,38,38	0
54	MG	BA	3061	1/1	0.97	0.13	54,54,54,54	0
54	MG	BA	2943	1/1	0.97	0.17	34,34,34,34	0
54	MG	BA	3015	1/1	0.97	0.10	55,55,55,55	0
54	MG	DA	2914	1/1	0.97	0.44	23,23,23,23	0
54	MG	DA	3027	1/1	0.97	0.28	53,53,53,53	0
54	MG	DA	3593	1/1	0.97	0.43	125,125,125,125	0
54	MG	DA	3722	1/1	0.97	0.16	138,138,138,138	0
54	MG	BA	2977	1/1	0.97	0.40	69,69,69,69	0
54	MG	DA	2916	1/1	0.97	0.47	15,15,15,15	0
54	MG	DA	3136	1/1	0.97	0.20	57,57,57,57	0
54	MG	BA	3639	1/1	0.97	0.23	88,88,88,88	0
54	MG	AA	1727	1/1	0.97	0.37	104,104,104,104	0
54	MG	DA	3139	1/1	0.97	0.15	40,40,40,40	0
54	MG	AA	1638	1/1	0.97	0.24	89,89,89,89	0
54	MG	DA	3481	1/1	0.97	0.29	77,77,77,77	0
54	MG	BA	2946	1/1	0.97	0.21	37,37,37,37	0
54	MG	AA	1683	1/1	0.97	0.46	64,64,64,64	0
54	MG	DA	2925	1/1	0.97	0.40	34,34,34,34	0
54	MG	DA	2926	1/1	0.97	0.39	25,25,25,25	0
54	MG	CA	1957	1/1	0.97	0.43	73,73,73,73	0
54	MG	DB	207	1/1	0.97	0.28	58,58,58,58	0
54	MG	BA	3428	1/1	0.97	0.27	90,90,90,90	0
54	MG	DA	2933	1/1	0.97	0.32	25,25,25,25	0
54	MG	DA	2934	1/1	0.97	0.40	13,13,13,13	0
54	MG	DA	2935	1/1	0.97	0.50	23,23,23,23	0
54	MG	BA	3312	1/1	0.97	0.68	71,71,71,71	0
54	MG	BA	3430	1/1	0.97	0.27	6,6,6,6	0

Continued on next page...

Continued from previous page...

Mol	Type	Chain	Res	Atoms	RSCC	RSR	B-factors(\AA^2)	Q<0.9
54	MG	DA	3153	1/1	0.97	0.35	33,33,33,33	0
54	MG	DA	2940	1/1	0.97	0.50	31,31,31,31	0
54	MG	BA	3431	1/1	0.97	0.33	26,26,26,26	0
54	MG	BA	3432	1/1	0.97	0.49	12,12,12,12	0
54	MG	BA	3433	1/1	0.97	0.69	21,21,21,21	0
54	MG	CA	1744	1/1	0.97	0.24	80,80,80,80	0
54	MG	DA	2946	1/1	0.97	0.50	25,25,25,25	0
54	MG	DA	3620	1/1	0.97	0.30	115,115,115,115	0
54	MG	DA	3052	1/1	0.97	0.27	50,50,50,50	0
54	MG	DA	3053	1/1	0.97	0.47	63,63,63,63	0
54	MG	DB	224	1/1	0.97	0.26	95,95,95,95	0
54	MG	DA	3623	1/1	0.97	0.41	104,104,104,104	0
54	MG	BA	3434	1/1	0.97	0.28	19,19,19,19	0
54	MG	DA	3165	1/1	0.97	0.11	59,59,59,59	0
54	MG	CA	1681	1/1	0.97	0.20	66,66,66,66	0
54	MG	DA	3757	1/1	0.97	0.14	89,89,89,89	0
54	MG	DA	3507	1/1	0.97	0.65	70,70,70,70	0
54	MG	DA	3056	1/1	0.97	0.24	25,25,25,25	0
54	MG	BA	3436	1/1	0.97	0.53	38,38,38,38	0
54	MG	DA	3058	1/1	0.97	0.14	56,56,56,56	0
54	MG	BA	3438	1/1	0.97	0.57	29,29,29,29	0
54	MG	DA	3763	1/1	0.97	0.26	57,57,57,57	0
54	MG	BA	2922	1/1	0.97	0.53	38,38,38,38	0
54	MG	BA	3440	1/1	0.97	0.41	23,23,23,23	0
54	MG	BA	3441	1/1	0.97	0.37	35,35,35,35	0
54	MG	BA	3276	1/1	0.97	0.07	67,67,67,67	0
54	MG	DA	3639	1/1	0.97	0.35	26,26,26,26	0
54	MG	BA	3444	1/1	0.97	0.32	26,26,26,26	0
54	MG	BA	3244	1/1	0.97	0.17	79,79,79,79	0
54	MG	DA	2960	1/1	0.97	0.32	33,33,33,33	0
54	MG	BA	2983	1/1	0.97	0.10	44,44,44,44	0
54	MG	DA	3645	1/1	0.97	0.28	23,23,23,23	0
54	MG	CA	1757	1/1	0.97	0.18	102,102,102,102	0
54	MG	DA	3776	1/1	0.97	0.24	172,172,172,172	0
54	MG	AA	1677	1/1	0.97	0.16	50,50,50,50	0
54	MG	AA	1648	1/1	0.97	0.49	90,90,90,90	0
54	MG	DA	3294	1/1	0.97	0.17	36,36,36,36	0
54	MG	BA	2938	1/1	0.97	0.45	51,51,51,51	0
54	MG	DA	2966	1/1	0.97	0.19	39,39,39,39	0
54	MG	CA	1630	1/1	0.97	0.25	49,49,49,49	0
54	MG	DA	3654	1/1	0.97	0.28	59,59,59,59	0
54	MG	BA	3074	1/1	0.97	0.38	87,87,87,87	0

Continued on next page...

Continued from previous page...

Mol	Type	Chain	Res	Atoms	RSCC	RSR	B-factors(Å ²)	Q<0.9
54	MG	DA	3078	1/1	0.97	0.44	48,48,48,48	0
54	MG	DF	202	1/1	0.97	0.19	129,129,129,129	0
54	MG	BA	3359	1/1	0.97	0.12	89,89,89,89	0
54	MG	DA	3658	1/1	0.97	0.34	23,23,23,23	0
54	MG	DA	3789	1/1	0.97	0.15	56,56,56,56	0
54	MG	AA	1616	1/1	0.97	0.65	54,54,54,54	0
54	MG	CA	1838	1/1	0.97	0.14	94,94,94,94	0
54	MG	DA	2972	1/1	0.97	0.19	37,37,37,37	0
54	MG	BA	2988	1/1	0.97	0.21	40,40,40,40	0
54	MG	DA	3536	1/1	0.97	0.16	92,92,92,92	0
54	MG	CA	1699	1/1	0.97	0.10	76,76,76,76	0
54	MG	BA	3667	1/1	0.97	0.17	85,85,85,85	0
54	MG	BA	3219	1/1	0.97	0.15	80,80,80,80	0
54	MG	CA	1769	1/1	0.97	0.13	67,67,67,67	0
54	MG	DA	3089	1/1	0.97	0.39	71,71,71,71	0
54	MG	DA	3199	1/1	0.97	0.09	108,108,108,108	0
54	MG	BA	3051	1/1	0.97	0.49	62,62,62,62	0
54	MG	DA	2984	1/1	0.97	0.22	22,22,22,22	0
54	MG	BA	3458	1/1	0.97	0.11	77,77,77,77	0
54	MG	AT	201	1/1	0.97	0.09	103,103,103,103	0
54	MG	DA	3674	1/1	0.97	0.54	47,47,47,47	0
54	MG	DA	3806	1/1	0.97	0.16	92,92,92,92	0
54	MG	DA	3429	1/1	0.97	0.15	79,79,79,79	0
54	MG	BA	3079	1/1	0.97	0.10	73,73,73,73	0
54	MG	BA	3029	1/1	0.97	0.33	41,41,41,41	0
54	MG	DA	3810	1/1	0.97	0.05	102,102,102,102	0
54	MG	BA	3224	1/1	0.97	0.25	97,97,97,97	0
54	MG	DA	3208	1/1	0.97	0.28	56,56,56,56	0
54	MG	DA	3098	1/1	0.97	0.24	46,46,46,46	0
54	MG	CL	202	1/1	0.97	0.07	105,105,105,105	0
54	MG	CA	1777	1/1	0.97	0.33	98,98,98,98	0
54	MG	BA	3565	1/1	0.97	0.25	104,104,104,104	0
54	MG	BA	3463	1/1	0.97	0.41	54,54,54,54	0
54	MG	BA	2955	1/1	0.97	0.32	63,63,63,63	0
54	MG	BA	2991	1/1	0.97	0.22	42,42,42,42	0
54	MG	BA	3011	1/1	0.97	0.25	51,51,51,51	0
54	MG	BA	3409	1/1	0.97	0.15	51,51,51,51	0
54	MG	DA	3443	1/1	0.97	0.15	92,92,92,92	0
54	MG	BA	3571	1/1	0.97	0.16	74,74,74,74	0
54	MG	CA	1715	1/1	0.97	0.42	107,107,107,107	0
54	MG	CA	1787	1/1	0.97	0.76	37,37,37,37	0
54	MG	BA	3228	1/1	0.97	0.13	42,42,42,42	0

Continued on next page...

Continued from previous page...

Mol	Type	Chain	Res	Atoms	RSCC	RSR	B-factors(\AA^2)	Q<0.9
54	MG	BA	3296	1/1	0.97	0.22	71,71,71,71	0
54	MG	AA	1615	1/1	0.97	0.35	67,67,67,67	0
54	MG	BY	102	1/1	0.97	0.11	110,110,110,110	0
54	MG	BA	3298	1/1	0.97	0.22	126,126,126,126	0
54	MG	CA	1656	1/1	0.97	0.05	78,78,78,78	0
54	MG	BA	3035	1/1	0.97	0.23	57,57,57,57	0
54	MG	DA	3230	1/1	0.97	0.24	80,80,80,80	0
54	MG	BA	3113	1/1	0.97	0.52	59,59,59,59	0
54	MG	DA	3232	1/1	0.97	0.13	67,67,67,67	0
54	MG	CA	1942	1/1	0.97	0.20	104,104,104,104	0
54	MG	AA	1691	1/1	0.98	0.11	69,69,69,69	0
54	MG	BA	2919	1/1	0.98	0.32	14,14,14,14	0
54	MG	DA	3467	1/1	0.98	0.14	97,97,97,97	0
54	MG	CA	1905	1/1	0.98	0.28	130,130,130,130	0
54	MG	BA	3193	1/1	0.98	0.29	81,81,81,81	0
54	MG	AA	1634	1/1	0.98	0.11	48,48,48,48	0
54	MG	BA	3412	1/1	0.98	0.14	49,49,49,49	0
54	MG	BA	3443	1/1	0.98	0.34	36,36,36,36	0
54	MG	CA	1731	1/1	0.98	0.14	76,76,76,76	0
54	MG	DA	3201	1/1	0.98	0.05	46,46,46,46	0
54	MG	DA	3772	1/1	0.98	0.21	114,114,114,114	0
54	MG	CA	1773	1/1	0.98	0.24	97,97,97,97	0
54	MG	CA	1961	1/1	0.98	0.12	63,63,63,63	0
54	MG	CA	1865	1/1	0.98	0.57	93,93,93,93	0
54	MG	BA	3386	1/1	0.98	0.36	134,134,134,134	0
54	MG	DA	3777	1/1	0.98	0.29	90,90,90,90	0
54	MG	BB	218	1/1	0.98	0.35	79,79,79,79	0
54	MG	BA	2921	1/1	0.98	0.27	17,17,17,17	0
54	MG	CA	1655	1/1	0.98	0.26	100,100,100,100	0
54	MG	BA	3311	1/1	0.98	0.17	87,87,87,87	0
54	MG	DA	3483	1/1	0.98	0.44	63,63,63,63	0
54	MG	DA	3124	1/1	0.98	0.40	51,51,51,51	0
54	MG	BA	2932	1/1	0.98	0.85	44,44,44,44	0
54	MG	AA	1609	1/1	0.98	0.33	26,26,26,26	0
54	MG	DA	3684	1/1	0.98	0.36	69,69,69,69	0
54	MG	DA	2904	1/1	0.98	0.30	16,16,16,16	0
54	MG	DA	2974	1/1	0.98	0.26	60,60,60,60	0
54	MG	DA	3049	1/1	0.98	0.52	43,43,43,43	0
54	MG	DA	3050	1/1	0.98	0.21	89,89,89,89	0
54	MG	DA	3398	1/1	0.98	0.17	80,80,80,80	0
54	MG	DA	2905	1/1	0.98	0.33	18,18,18,18	0
54	MG	DA	2906	1/1	0.98	0.31	16,16,16,16	0

Continued on next page...

Continued from previous page...

Mol	Type	Chain	Res	Atoms	RSCC	RSR	B-factors(\AA^2)	Q<0.9
54	MG	DA	3133	1/1	0.98	0.18	114,114,114,114	0
54	MG	DA	2977	1/1	0.98	0.56	49,49,49,49	0
54	MG	CA	1970	1/1	0.98	0.09	98,98,98,98	0
54	MG	DA	2980	1/1	0.98	0.37	12,12,12,12	0
54	MG	DA	3498	1/1	0.98	0.49	51,51,51,51	0
54	MG	CA	1920	1/1	0.98	0.28	87,87,87,87	0
54	MG	BA	2975	1/1	0.98	0.26	58,58,58,58	0
54	MG	BA	2905	1/1	0.98	0.62	19,19,19,19	0
54	MG	DA	3059	1/1	0.98	0.34	39,39,39,39	0
54	MG	CA	1783	1/1	0.98	0.12	139,139,139,139	0
54	MG	BA	3200	1/1	0.98	0.26	93,93,93,93	0
54	MG	BA	2935	1/1	0.98	0.40	26,26,26,26	0
54	MG	CC	302	1/1	0.98	0.21	79,79,79,79	0
54	MG	CA	1926	1/1	0.98	0.30	76,76,76,76	0
54	MG	BA	2961	1/1	0.98	0.62	51,51,51,51	0
54	MG	CA	1664	1/1	0.98	0.09	85,85,85,85	0
54	MG	DA	2918	1/1	0.98	0.55	25,25,25,25	0
54	MG	DA	2919	1/1	0.98	0.33	12,12,12,12	0
54	MG	BA	2906	1/1	0.98	0.49	24,24,24,24	0
54	MG	BA	3424	1/1	0.98	0.33	115,115,115,115	0
54	MG	CA	1836	1/1	0.98	0.43	98,98,98,98	0
54	MG	DA	3815	1/1	0.98	0.53	74,74,74,74	0
54	MG	DA	2923	1/1	0.98	0.46	12,12,12,12	0
54	MG	DA	3243	1/1	0.98	0.12	59,59,59,59	0
54	MG	BA	2925	1/1	0.98	0.29	12,12,12,12	0
54	MG	BA	3321	1/1	0.98	0.22	179,179,179,179	0
54	MG	DA	3157	1/1	0.98	0.18	33,33,33,33	0
54	MG	CA	1749	1/1	0.98	0.10	77,77,77,77	0
54	MG	DA	3077	1/1	0.98	0.09	33,33,33,33	0
54	MG	DA	2927	1/1	0.98	0.25	18,18,18,18	0
54	MG	BA	2950	1/1	0.98	0.16	68,68,68,68	0
54	MG	BA	3034	1/1	0.98	0.97	69,69,69,69	0
54	MG	DA	3338	1/1	0.98	0.14	123,123,123,123	0
54	MG	DA	2931	1/1	0.98	0.40	21,21,21,21	0
54	MG	DA	3528	1/1	0.98	0.08	87,87,87,87	0
54	MG	DA	3164	1/1	0.98	0.22	83,83,83,83	0
54	MG	DL	201	1/1	0.98	0.10	7,7,7,7	0
54	MG	DA	3626	1/1	0.98	0.21	106,106,106,106	0
54	MG	DA	3082	1/1	0.98	0.40	68,68,68,68	0
54	MG	DA	3005	1/1	0.98	0.36	41,41,41,41	0
54	MG	DA	2932	1/1	0.98	0.24	24,24,24,24	0
54	MG	DA	3834	1/1	0.98	0.13	60,60,60,60	0

Continued on next page...

Continued from previous page...

Mol	Type	Chain	Res	Atoms	RSCC	RSR	B-factors(\AA^2)	Q<0.9
54	MG	CA	1671	1/1	0.98	0.26	51,51,51,51	0
54	MG	BA	2965	1/1	0.98	0.23	51,51,51,51	0
54	MG	CA	1673	1/1	0.98	0.48	61,61,61,61	0
54	MG	BA	3619	1/1	0.98	0.20	145,145,145,145	0
54	MG	DA	3172	1/1	0.98	0.24	88,88,88,88	0
54	MG	DA	3636	1/1	0.98	0.41	12,12,12,12	0
54	MG	DA	3011	1/1	0.98	0.12	36,36,36,36	0
54	MG	BA	3128	1/1	0.98	0.17	65,65,65,65	0
54	MG	DA	3739	1/1	0.98	0.17	133,133,133,133	0
54	MG	DA	2938	1/1	0.98	0.34	7,7,7,7	0
54	MG	DA	3640	1/1	0.98	0.25	24,24,24,24	0
54	MG	DA	2939	1/1	0.98	0.40	21,21,21,21	0
54	MG	BA	2966	1/1	0.98	0.14	38,38,38,38	0
54	MG	DA	3016	1/1	0.98	0.18	47,47,47,47	0
54	MG	BA	3168	1/1	0.98	0.27	20,20,20,20	0
54	MG	DA	3357	1/1	0.98	0.35	169,169,169,169	0
54	MG	BA	3233	1/1	0.98	0.61	97,97,97,97	0
54	MG	DA	3547	1/1	0.98	0.40	115,115,115,115	0
54	MG	DA	3097	1/1	0.98	0.30	55,55,55,55	0
54	MG	DA	2943	1/1	0.98	0.28	5,5,5,5	0
54	MG	DA	3183	1/1	0.98	0.33	76,76,76,76	0
54	MG	DA	3856	1/1	0.98	0.49	86,86,86,86	0
54	MG	CA	1805	1/1	0.98	0.08	94,94,94,94	0
54	MG	AA	1713	1/1	0.98	0.38	98,98,98,98	0
54	MG	CA	1606	1/1	0.98	0.46	57,57,57,57	0
54	MG	DA	3023	1/1	0.98	0.15	23,23,23,23	0
54	MG	BA	3435	1/1	0.98	0.38	29,29,29,29	0
54	MG	CA	1608	1/1	0.98	0.35	121,121,121,121	0
54	MG	DA	2950	1/1	0.98	0.22	33,33,33,33	0
55	ZN	AD	301	1/1	0.98	0.29	51,51,51,51	0
54	MG	BA	2909	1/1	0.98	0.48	16,16,16,16	0
54	MG	BA	3437	1/1	0.98	0.52	42,42,42,42	0
54	MG	DA	3372	1/1	0.98	0.16	90,90,90,90	0
54	MG	DA	3346	1/1	0.99	0.15	68,68,68,68	0
54	MG	DA	3647	1/1	0.99	0.74	54,54,54,54	0
54	MG	DA	3568	1/1	0.99	0.10	78,78,78,78	0
54	MG	DA	3214	1/1	0.99	0.17	34,34,34,34	0
54	MG	DA	2930	1/1	0.99	0.49	34,34,34,34	0
54	MG	DA	2955	1/1	0.99	0.58	45,45,45,45	0
54	MG	AA	1869	1/1	0.99	0.09	74,74,74,74	0
54	MG	DA	3459	1/1	0.99	0.16	61,61,61,61	0
54	MG	BA	2907	1/1	0.99	0.35	15,15,15,15	0

Continued on next page...

Continued from previous page...

Mol	Type	Chain	Res	Atoms	RSCC	RSR	B-factors(\AA^2)	Q<0.9
54	MG	BA	3581	1/1	0.99	0.14	127,127,127,127	0
54	MG	BA	3325	1/1	0.99	0.22	168,168,168,168	0
54	MG	DA	3071	1/1	0.99	0.16	49,49,49,49	0
54	MG	BA	2917	1/1	0.99	0.25	6,6,6,6	0
54	MG	AA	1650	1/1	0.99	0.21	92,92,92,92	0
54	MG	AA	1840	1/1	0.99	0.05	91,91,91,91	0
54	MG	CA	1802	1/1	0.99	0.03	94,94,94,94	0
54	MG	DA	2991	1/1	0.99	0.21	36,36,36,36	0
54	MG	BA	2901	1/1	0.99	0.62	8,8,8,8	0
54	MG	AA	1745	1/1	0.99	0.42	119,119,119,119	0
54	MG	BA	3057	1/1	0.99	0.14	64,64,64,64	0
54	MG	CA	1728	1/1	0.99	0.15	120,120,120,120	0
54	MG	BA	3452	1/1	0.99	0.25	41,41,41,41	0
54	MG	AA	1679	1/1	0.99	0.34	78,78,78,78	0
54	MG	BA	3107	1/1	0.99	0.31	25,25,25,25	0
54	MG	DA	3513	1/1	0.99	0.34	30,30,30,30	0
54	MG	BA	3455	1/1	0.99	0.28	32,32,32,32	0
54	MG	DA	3631	1/1	0.99	0.04	73,73,73,73	0
54	MG	DA	3235	1/1	0.99	0.20	59,59,59,59	0
54	MG	DA	3369	1/1	0.99	0.10	99,99,99,99	0
54	MG	AA	1698	1/1	0.99	0.13	88,88,88,88	0
54	MG	DA	2973	1/1	0.99	0.30	50,50,50,50	0
54	MG	DA	2948	1/1	0.99	0.13	21,21,21,21	0
54	MG	DA	2903	1/1	0.99	0.23	16,16,16,16	0
54	MG	DA	3374	1/1	0.99	0.14	80,80,80,80	0
54	MG	AA	1635	1/1	0.99	0.27	37,37,37,37	0
54	MG	BA	3279	1/1	0.99	0.06	85,85,85,85	0
54	MG	BA	3005	1/1	0.99	0.75	53,53,53,53	0
54	MG	DA	3150	1/1	0.99	0.12	56,56,56,56	0
54	MG	DA	2979	1/1	0.99	0.20	16,16,16,16	0
54	MG	CA	1794	1/1	0.99	0.11	122,122,122,122	0
54	MG	DA	3213	1/1	0.99	0.24	59,59,59,59	0

6.5 Other polymers i

There are no such residues in this entry.