



# Full wwPDB X-ray Structure Validation Report ⓘ

Oct 10, 2023 – 08:20 AM EDT

PDB ID : 4V8B  
Title : Crystal structure analysis of ribosomal decoding (near-cognate tRNA-leu complex).  
Authors : Jenner, L.; Demeshkina, N.; Yusupov, M.; Yusupova, G.  
Deposited on : 2011-12-06  
Resolution : 3.00 Å(reported)

This is a Full wwPDB X-ray Structure Validation Report for a publicly released PDB entry.

We welcome your comments at [validation@mail.wwpdb.org](mailto:validation@mail.wwpdb.org)

A user guide is available at

<https://www.wwpdb.org/validation/2017/XrayValidationReportHelp>

with specific help available everywhere you see the ⓘ symbol.

The types of validation reports are described at

<http://www.wwpdb.org/validation/2017/FAQs#types>.

---

The following versions of software and data (see [references ⓘ](#)) were used in the production of this report:

MolProbity : 4.02b-467  
Xtriage (Phenix) : 1.13  
EDS : 2.35.1  
Percentile statistics : 20191225.v01 (using entries in the PDB archive December 25th 2019)  
Refmac : 5.8.0158  
CCP4 : 7.0.044 (Gargrove)  
Ideal geometry (proteins) : Engh & Huber (2001)  
Ideal geometry (DNA, RNA) : Parkinson et al. (1996)  
Validation Pipeline (wwPDB-VP) : 2.35.1

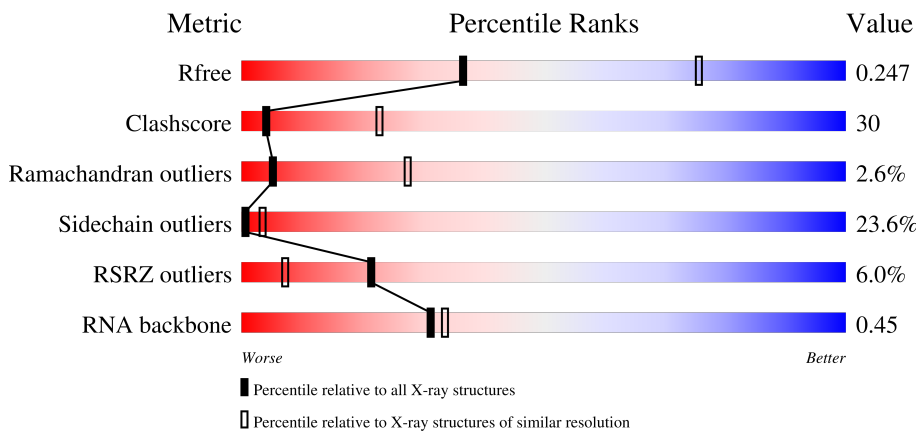
# 1 Overall quality at a glance i

The following experimental techniques were used to determine the structure:

*X-RAY DIFFRACTION*

The reported resolution of this entry is 3.00 Å.

Percentile scores (ranging between 0-100) for global validation metrics of the entry are shown in the following graphic. The table shows the number of entries on which the scores are based.



Metric	Whole archive (#Entries)	Similar resolution (#Entries, resolution range(Å))
$R_{free}$	130704	2092 (3.00-3.00)
Clashscore	141614	2416 (3.00-3.00)
Ramachandran outliers	138981	2333 (3.00-3.00)
Sidechain outliers	138945	2336 (3.00-3.00)
RSRZ outliers	127900	1990 (3.00-3.00)
RNA backbone	3102	1173 (3.30-2.70)

The table below summarises the geometric issues observed across the polymeric chains and their fit to the electron density. The red, orange, yellow and green segments of the lower bar indicate the fraction of residues that contain outliers for  $\geq 3$ , 2, 1 and 0 types of geometric quality criteria respectively. A grey segment represents the fraction of residues that are not modelled. The numeric value for each fraction is indicated below the corresponding segment, with a dot representing fractions  $\leq 5\%$ . The upper red bar (where present) indicates the fraction of residues that have poor fit to the electron density. The numeric value is given above the bar.

Mol	Chain	Length	Quality of chain
1	AA	1506	
1	CA	1506	
2	AE	256	
2	CE	256	


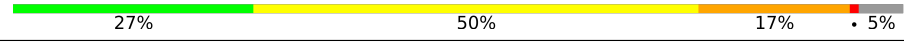























*Continued on next page...*

Continued from previous page...

Mol	Chain	Length	Quality of chain
3	AF	239	
3	CF	239	
4	AG	208	
4	CG	208	
5	AH	162	
5	CH	162	
6	AI	101	
6	CI	101	
7	AJ	156	
7	CJ	156	
8	AK	138	
8	CK	138	
9	AL	128	
9	CL	128	
10	AM	105	
10	CM	105	
11	AN	129	
11	CN	129	
12	AO	132	
12	CO	132	
13	AP	126	
13	CP	126	
14	AQ	61	
14	CQ	61	
15	AR	89	





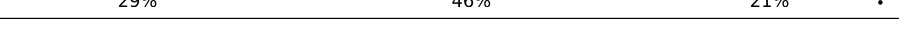

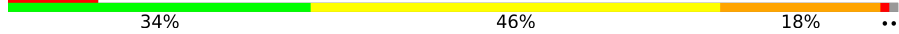





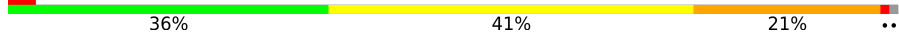
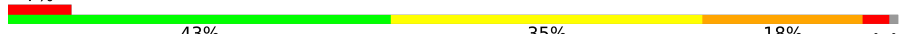





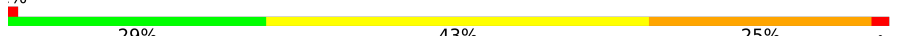



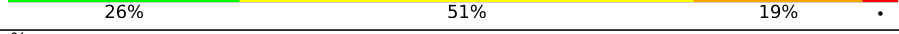

Continued on next page...

Continued from previous page...

Mol	Chain	Length	Quality of chain
15	CR	89	
16	AS	88	
16	CS	88	
17	AT	105	
17	CT	105	
18	AU	88	
18	CU	88	
19	AV	93	
19	CV	93	
20	AW	106	
20	CW	106	
21	AX	27	
21	CX	27	
22	AB	87	
22	CB	87	
23	AC	77	
23	AD	77	
23	CC	77	
23	CD	77	
24	A1	10	
24	C1	10	
25	BA	2912	
25	DA	2912	
26	BB	122	
26	DB	122	

Continued on next page...

Continued from previous page...

Mol	Chain	Length	Quality of chain
27	BD	276	
27	DD	276	
28	BE	206	
28	DE	206	
29	BF	210	
29	DF	210	
30	BG	182	
30	DG	182	
31	BH	180	
31	DH	180	
32	BK	148	
32	DK	148	
33	BM	140	
33	DM	140	
34	BN	122	
34	DN	122	
35	BO	150	
35	DO	150	
36	BP	141	
36	DP	141	
37	B0	118	
37	D0	118	
38	BQ	112	
38	DQ	112	
39	BR	146	



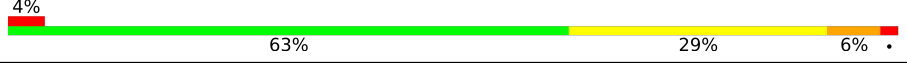
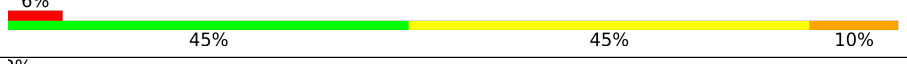
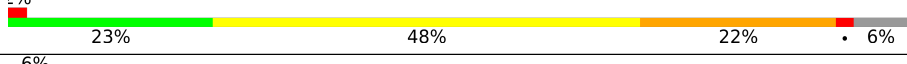
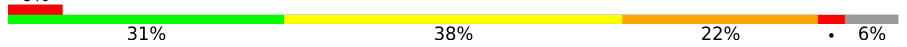
Continued on next page...

Continued from previous page...

Mol	Chain	Length	Quality of chain
39	DR	146	
40	B1	118	
40	D1	118	
41	B2	101	
41	D2	101	
42	BS	113	
42	DS	113	
43	BT	96	
43	DT	96	
44	BU	110	
44	DU	110	
45	BV	206	
45	DV	206	
46	B3	85	
46	D3	85	
47	BZ	98	
47	DZ	98	
48	BW	72	
48	DW	72	
49	BX	60	
49	DX	60	
50	B4	71	
50	D4	71	
51	B5	60	
51	D5	60	

Continued on next page...

Continued from previous page...

Mol	Chain	Length	Quality of chain
52	B6	54	
52	D6	54	
53	B7	49	
53	D7	49	
54	B8	65	
54	D8	65	

The following table lists non-polymeric compounds, carbohydrate monomers and non-standard residues in protein, DNA, RNA chains that are outliers for geometric or electron-density-fit criteria:

Mol	Type	Chain	Res	Chirality	Geometry	Clashes	Electron density
55	MG	AA	1625	-	-	-	X
55	MG	AA	1662	-	-	-	X
55	MG	AA	1706	-	-	-	X
55	MG	AA	1727	-	-	-	X
55	MG	AA	1735	-	-	-	X
55	MG	AA	1755	-	-	-	X
55	MG	AA	1761	-	-	-	X
55	MG	AA	1772	-	-	-	X
55	MG	AA	1781	-	-	-	X
55	MG	AA	1807	-	-	-	X
55	MG	AA	1836	-	-	-	X
55	MG	BA	3069	-	-	-	X
55	MG	BA	3073	-	-	-	X
55	MG	BA	3121	-	-	-	X
55	MG	BA	3247	-	-	-	X
55	MG	BA	3317	-	-	-	X
55	MG	BA	3324	-	-	-	X
55	MG	BA	3325	-	-	-	X
55	MG	BA	3328	-	-	-	X
55	MG	BA	3334	-	-	-	X
55	MG	BA	3339	-	-	-	X
55	MG	BA	3349	-	-	-	X
55	MG	BA	3379	-	-	-	X
55	MG	BA	3388	-	-	-	X
55	MG	BA	3399	-	-	-	X
55	MG	BA	3408	-	-	-	X
55	MG	BA	3418	-	-	-	X

Continued on next page...

*Continued from previous page...*

Mol	Type	Chain	Res	Chirality	Geometry	Clashes	Electron density
55	MG	BA	3431	-	-	-	X
55	MG	BA	3465	-	-	-	X
55	MG	BA	3466	-	-	-	X
55	MG	BA	3472	-	-	-	X
55	MG	BA	3473	-	-	-	X
55	MG	BA	3481	-	-	-	X
55	MG	BA	3505	-	-	-	X
55	MG	BA	3527	-	-	-	X
55	MG	BA	3533	-	-	-	X
55	MG	BA	3536	-	-	-	X
55	MG	BA	3547	-	-	-	X
55	MG	BA	3570	-	-	-	X
55	MG	BA	3573	-	-	-	X
55	MG	BA	3583	-	-	-	X
55	MG	BA	3591	-	-	-	X
55	MG	BA	3603	-	-	-	X
55	MG	BD	301	-	-	-	X
55	MG	CA	1612	-	-	-	X
55	MG	CA	1630	-	-	-	X
55	MG	CA	1683	-	-	-	X
55	MG	CA	1702	-	-	-	X
55	MG	CA	1709	-	-	-	X
55	MG	CA	1714	-	-	-	X
55	MG	CA	1729	-	-	-	X
55	MG	CA	1758	-	-	-	X
55	MG	CA	1763	-	-	-	X
55	MG	CA	1771	-	-	-	X
55	MG	CC	104	-	-	-	X
55	MG	CC	107	-	-	-	X
55	MG	D1	202	-	-	-	X
55	MG	DA	3010	-	-	-	X
55	MG	DA	3038	-	-	-	X
55	MG	DA	3042	-	-	-	X
55	MG	DA	3045	-	-	-	X
55	MG	DA	3059	-	-	-	X
55	MG	DA	3064	-	-	-	X
55	MG	DA	3080	-	-	-	X
55	MG	DA	3119	-	-	-	X
55	MG	DA	3146	-	-	-	X
55	MG	DA	3303	-	-	-	X
55	MG	DA	3346	-	-	-	X
55	MG	DA	3353	-	-	-	X

*Continued on next page...*



*Continued from previous page...*

Mol	Type	Chain	Res	Chirality	Geometry	Clashes	Electron density
55	MG	DA	3366	-	-	-	X
55	MG	DA	3371	-	-	-	X
55	MG	DA	3381	-	-	-	X
55	MG	DA	3393	-	-	-	X
55	MG	DA	3403	-	-	-	X
55	MG	DA	3406	-	-	-	X
55	MG	DA	3409	-	-	-	X
55	MG	DA	3415	-	-	-	X
55	MG	DA	3419	-	-	-	X
55	MG	DA	3424	-	-	-	X
55	MG	DA	3447	-	-	-	X
55	MG	DA	3462	-	-	-	X
55	MG	DA	3464	-	-	-	X
55	MG	DA	3480	-	-	-	X
55	MG	DA	3491	-	-	-	X
55	MG	DA	3493	-	-	-	X
55	MG	DA	3507	-	-	-	X
55	MG	DA	3508	-	-	-	X
55	MG	DA	3522	-	-	-	X
55	MG	DB	211	-	-	-	X

## 2 Entry composition

There are 56 unique types of molecules in this entry. The entry contains 299552 atoms, of which 0 are hydrogens and 0 are deuteriums.

In the tables below, the ZeroOcc column contains the number of atoms modelled with zero occupancy, the AltConf column contains the number of residues with at least one atom in alternate conformation and the Trace column contains the number of residues modelled with at most 2 atoms.

- Molecule 1 is a RNA chain called 16S ribosomal RNA.

Mol	Chain	Residues	Atoms					ZeroOcc	AltConf	Trace
			Total	C	N	O	P			
1	AA	1506	Total 32369	C 14408	N 5997	O 10459	P 1505	0	0	0
1	CA	1506	Total 32372	C 14408	N 5997	O 10461	P 1506	0	0	0

- Molecule 2 is a protein called 30S RIBOSOMAL PROTEIN S2.

Mol	Chain	Residues	Atoms					ZeroOcc	AltConf	Trace
			Total	C	N	O	S			
2	AE	237	Total 1924	C 1228	N 344	O 347	S 5	0	0	0
2	CE	237	Total 1924	C 1228	N 344	O 347	S 5	0	0	0

- Molecule 3 is a protein called 30S RIBOSOMAL PROTEIN S3.

Mol	Chain	Residues	Atoms					ZeroOcc	AltConf	Trace
			Total	C	N	O	S			
3	AF	205	Total 1605	C 1011	N 313	O 280	S 1	0	0	0
3	CF	206	Total 1612	C 1016	N 314	O 281	S 1	0	0	0

- Molecule 4 is a protein called 30S RIBOSOMAL PROTEIN S4.

Mol	Chain	Residues	Atoms					ZeroOcc	AltConf	Trace
			Total	C	N	O	S			
4	AG	208	Total 1703	C 1066	N 339	O 291	S 7	0	0	0
4	CG	208	Total 1703	C 1066	N 339	O 291	S 7	0	0	0

- Molecule 5 is a protein called 30S RIBOSOMAL PROTEIN S5.

Mol	Chain	Residues	Atoms					ZeroOcc	AltConf	Trace
5	AH	151	Total	C	N	O	S	0	0	0
			1155	729	218	204	4			
5	CH	151	Total	C	N	O	S	0	0	0
			1155	729	218	204	4			

- Molecule 6 is a protein called 30S RIBOSOMAL PROTEIN S6.

Mol	Chain	Residues	Atoms					ZeroOcc	AltConf	Trace
6	AI	101	Total	C	N	O	S	0	0	0
			843	531	155	154	3			
6	CI	101	Total	C	N	O	S	0	0	0
			843	531	155	154	3			

- Molecule 7 is a protein called 30S RIBOSOMAL PROTEIN S7.

Mol	Chain	Residues	Atoms					ZeroOcc	AltConf	Trace
7	AJ	155	Total	C	N	O	S	0	0	0
			1257	781	252	218	6			
7	CJ	155	Total	C	N	O	S	0	0	0
			1257	781	252	218	6			

- Molecule 8 is a protein called 30S RIBOSOMAL PROTEIN S8.

Mol	Chain	Residues	Atoms					ZeroOcc	AltConf	Trace
8	AK	138	Total	C	N	O	S	0	0	0
			1116	705	215	193	3			
8	CK	138	Total	C	N	O	S	0	0	0
			1116	705	215	193	3			

- Molecule 9 is a protein called 30S RIBOSOMAL PROTEIN S9.

Mol	Chain	Residues	Atoms				ZeroOcc	AltConf	Trace
9	AL	127	Total	C	N	O	0	0	0
			1010	639	197	174			
9	CL	127	Total	C	N	O	0	0	0
			1010	639	197	174			

- Molecule 10 is a protein called 30S RIBOSOMAL PROTEIN S10.

Mol	Chain	Residues	Atoms					ZeroOcc	AltConf	Trace
10	AM	99	Total	C	N	O	S	0	0	0
			801	504	157	139	1			

*Continued on next page...*

*Continued from previous page...*

Mol	Chain	Residues	Atoms					ZeroOcc	AltConf	Trace
			Total	C	N	O	S			
10	CM	99	801	504	157	139	1	0	0	0

- Molecule 11 is a protein called 30S RIBOSOMAL PROTEIN S11.

Mol	Chain	Residues	Atoms					ZeroOcc	AltConf	Trace
			Total	C	N	O	S			
11	AN	119	885	549	168	165	3	0	0	0
11	CN	119	885	549	168	165	3	0	0	0

- Molecule 12 is a protein called 30S RIBOSOMAL PROTEIN S12.

Mol	Chain	Residues	Atoms					ZeroOcc	AltConf	Trace
			Total	C	N	O	S			
12	AO	125	975	614	196	164	1	0	0	0
12	CO	125	975	614	196	164	1	0	0	0

- Molecule 13 is a protein called 30S RIBOSOMAL PROTEIN S13.

Mol	Chain	Residues	Atoms					ZeroOcc	AltConf	Trace
			Total	C	N	O	S			
13	AP	116	928	574	191	161	2	0	0	0
13	CP	117	933	577	192	162	2	0	0	0

- Molecule 14 is a protein called 30S RIBOSOMAL PROTEIN S14.

Mol	Chain	Residues	Atoms					ZeroOcc	AltConf	Trace
			Total	C	N	O	S			
14	AQ	60	492	312	104	72	4	0	0	0
14	CQ	60	492	312	104	72	4	0	0	0

- Molecule 15 is a protein called 30S RIBOSOMAL PROTEIN S15.

Mol	Chain	Residues	Atoms					ZeroOcc	AltConf	Trace
			Total	C	N	O	S			
15	AR	88	734	459	147	126	2	0	0	0
15	CR	88	734	459	147	126	2	0	0	0

- Molecule 16 is a protein called 30S RIBOSOMAL PROTEIN S16.

Mol	Chain	Residues	Atoms					ZeroOcc	AltConf	Trace
			Total	C	N	O	S			
16	AS	84	Total 705	C 446	N 140	O 118	S 1	0	0	0
16	CS	84	Total 705	C 446	N 140	O 118	S 1	0	0	0

- Molecule 17 is a protein called 30S RIBOSOMAL PROTEIN S17.

Mol	Chain	Residues	Atoms					ZeroOcc	AltConf	Trace
			Total	C	N	O	S			
17	AT	100	Total 834	C 534	N 155	O 143	S 2	0	0	0
17	CT	100	Total 834	C 534	N 155	O 143	S 2	0	0	0

- Molecule 18 is a protein called 30S RIBOSOMAL PROTEIN S18.

Mol	Chain	Residues	Atoms				ZeroOcc	AltConf	Trace
			Total	C	N	O			
18	AU	72	Total 591	C 376	N 117	O 98	0	0	0
18	CU	72	Total 591	C 376	N 117	O 98	0	0	0

- Molecule 19 is a protein called 30S RIBOSOMAL PROTEIN S19.

Mol	Chain	Residues	Atoms					ZeroOcc	AltConf	Trace
			Total	C	N	O	S			
19	AV	78	Total 624	C 398	N 115	O 109	S 2	0	0	0
19	CV	78	Total 624	C 398	N 115	O 109	S 2	0	0	0

- Molecule 20 is a protein called 30S RIBOSOMAL PROTEIN S20.

Mol	Chain	Residues	Atoms					ZeroOcc	AltConf	Trace
			Total	C	N	O	S			
20	AW	99	Total 763	C 470	N 162	O 129	S 2	0	0	0
20	CW	99	Total 763	C 470	N 162	O 129	S 2	0	0	0

- Molecule 21 is a protein called 30S RIBOSOMAL PROTEIN THX.

Mol	Chain	Residues	Atoms				ZeroOcc	AltConf	Trace
21	AX	25	Total	C	N	O	0	0	0
			217	134	52	31			
21	CX	25	Total	C	N	O	0	0	0
			217	134	52	31			

- Molecule 22 is a RNA chain called TRNA-LEU.

Mol	Chain	Residues	Atoms					ZeroOcc	AltConf	Trace
22	AB	87	Total	C	N	O	P	0	0	0
			1861	829	333	612	87			
22	CB	87	Total	C	N	O	P	0	0	0
			1861	829	333	612	87			

- Molecule 23 is a RNA chain called TRNA-FMET.

Mol	Chain	Residues	Atoms					ZeroOcc	AltConf	Trace
23	AC	77	Total	C	N	O	P	0	0	0
			1643	732	298	536	77			
23	AD	77	Total	C	N	O	P	0	0	0
			1643	732	298	536	77			
23	CC	77	Total	C	N	O	P	0	0	0
			1643	732	298	536	77			
23	CD	77	Total	C	N	O	P	0	0	0
			1643	732	298	536	77			

There are 4 discrepancies between the modelled and reference sequences:

Chain	Residue	Modelled	Actual	Comment	Reference
AC	18	C	U	CONFLICT	GB AP012306.1
AD	18	C	U	CONFLICT	GB AP012306.1
CC	18	C	U	CONFLICT	GB AP012306.1
CD	18	C	U	CONFLICT	GB AP012306.1

- Molecule 24 is a RNA chain called MRNA.

Mol	Chain	Residues	Atoms					ZeroOcc	AltConf	Trace
24	A1	10	Total	C	N	O	P	0	0	0
			205	92	26	77	10			
24	C1	10	Total	C	N	O	P	0	0	0
			205	92	26	77	10			

- Molecule 25 is a RNA chain called RNA (2912-MER).

Mol	Chain	Residues	Atoms					ZeroOcc	AltConf	Trace
			Total	C	N	O	P			
25	BA	2912	62707	27911	11722	20163	2911	0	0	0
25	DA	2907	62607	27866	11712	20123	2906	0	0	0

There are 14 discrepancies between the modelled and reference sequences:

Chain	Residue	Modelled	Actual	Comment	Reference
BA	161	U	-	EXPRESSION TAG	GB AP008226.1
BA	654A	A	G	CONFLICT	GB AP008226.1
BA	654E	C	G	CONFLICT	GB AP008226.1
BA	654P	G	C	CONFLICT	GB AP008226.1
BA	654T	A	C	CONFLICT	GB AP008226.1
BA	1058	U	G	CONFLICT	GB AP008226.1
BA	1080	A	C	CONFLICT	GB AP008226.1
DA	168	U	-	INSERTION	GB AP008226.1
DA	654A	A	G	CONFLICT	GB AP008226.1
DA	654E	C	G	CONFLICT	GB AP008226.1
DA	654P	G	C	CONFLICT	GB AP008226.1
DA	654T	A	C	CONFLICT	GB AP008226.1
DA	1058	U	G	CONFLICT	GB AP008226.1
DA	1080	A	C	CONFLICT	GB AP008226.1

- Molecule 26 is a RNA chain called 5S RIBOSOMAL RNA.

Mol	Chain	Residues	Atoms					ZeroOcc	AltConf	Trace
			Total	C	N	O	P			
26	BB	122	2617	1166	486	844	121	0	0	0
26	DB	122	2617	1166	486	844	121	0	0	0

- Molecule 27 is a protein called 50S ribosomal protein L2.

Mol	Chain	Residues	Atoms					ZeroOcc	AltConf	Trace
			Total	C	N	O	S			
27	BD	272	2115	1335	420	357	3	0	0	0
27	DD	272	2115	1335	420	357	3	0	0	0

- Molecule 28 is a protein called 50S ribosomal protein L3.

Mol	Chain	Residues	Atoms					ZeroOcc	AltConf	Trace
28	BE	205	Total	C	N	O	S	0	0	0
			1568	991	300	271	6			
28	DE	205	Total	C	N	O	S	0	0	0
			1568	991	300	271	6			

- Molecule 29 is a protein called 50S ribosomal protein L4.

Mol	Chain	Residues	Atoms					ZeroOcc	AltConf	Trace
29	BF	202	Total	C	N	O	S	0	0	0
			1585	1011	297	275	2			
29	DF	208	Total	C	N	O	S	0	0	0
			1627	1037	304	283	3			

- Molecule 30 is a protein called 50S ribosomal protein L5.

Mol	Chain	Residues	Atoms					ZeroOcc	AltConf	Trace
30	BG	181	Total	C	N	O	S	0	0	0
			1474	942	268	260	4			
30	DG	181	Total	C	N	O	S	0	0	0
			1474	942	268	260	4			

- Molecule 31 is a protein called 50S ribosomal protein L6.

Mol	Chain	Residues	Atoms					ZeroOcc	AltConf	Trace
31	BH	170	Total	C	N	O	S	0	0	0
			1307	829	245	232	1			
31	DH	170	Total	C	N	O	S	0	0	0
			1307	829	245	232	1			

- Molecule 32 is a protein called 50S ribosomal protein L9.

Mol	Chain	Residues	Atoms					ZeroOcc	AltConf	Trace
32	BK	146	Total	C	N	O	S	0	0	0
			1136	726	201	208	1			
32	DK	146	Total	C	N	O	S	0	0	0
			1136	726	201	208	1			

- Molecule 33 is a protein called 50S ribosomal protein L13.

Mol	Chain	Residues	Atoms					ZeroOcc	AltConf	Trace
33	BM	138	Total	C	N	O	S	0	0	0
			1104	712	206	182	4			

*Continued on next page...*



*Continued from previous page...*

Mol	Chain	Residues	Atoms					ZeroOcc	AltConf	Trace
			Total	C	N	O	S			
33	DM	138	1104	712	206	182	4	0	0	0

- Molecule 34 is a protein called 50S ribosomal protein L14.

Mol	Chain	Residues	Atoms					ZeroOcc	AltConf	Trace
			Total	C	N	O	S			
34	BN	122	933	588	171	170	4	0	0	0
34	DN	122	933	588	171	170	4	0	0	0

- Molecule 35 is a protein called 50S ribosomal protein L15.

Mol	Chain	Residues	Atoms					ZeroOcc	AltConf	Trace
			Total	C	N	O	S			
35	BO	150	1145	712	232	198	3	0	0	0
35	DO	150	1145	712	232	198	3	0	0	0

- Molecule 36 is a protein called 50S ribosomal protein L16.

Mol	Chain	Residues	Atoms					ZeroOcc	AltConf	Trace
			Total	C	N	O	S			
36	BP	141	1122	715	212	188	7	0	0	0
36	DP	141	1122	715	212	188	7	0	0	0

- Molecule 37 is a protein called 50S ribosomal protein L17.

Mol	Chain	Residues	Atoms					ZeroOcc	AltConf	Trace
			Total	C	N	O	S			
37	B0	118	968	604	203	160	1	0	0	0
37	D0	117	960	599	202	159		0	0	0

- Molecule 38 is a protein called 50S ribosomal protein L18.

Mol	Chain	Residues	Atoms				ZeroOcc	AltConf	Trace	
			Total	C	N	O				
38	BQ	111	882	556	176	150		0	0	0
38	DQ	111	882	556	176	150		0	0	0

- Molecule 39 is a protein called 50S ribosomal protein L19.

Mol	Chain	Residues	Atoms					ZeroOcc	AltConf	Trace
			Total	C	N	O	S			
39	BR	137	Total 1141	C 710	N 234	O 196	S 1	0	0	0
39	DR	137	Total 1141	C 710	N 234	O 196	S 1	0	0	0

- Molecule 40 is a protein called 50S ribosomal protein L20.

Mol	Chain	Residues	Atoms					ZeroOcc	AltConf	Trace
			Total	C	N	O	S			
40	B1	117	Total 964	C 610	N 202	O 151	S 1	0	0	0
40	D1	117	Total 964	C 610	N 202	O 151	S 1	0	0	0

- Molecule 41 is a protein called 50S ribosomal protein L21.

Mol	Chain	Residues	Atoms					ZeroOcc	AltConf	Trace
			Total	C	N	O	S			
41	B2	101	Total 779	C 501	N 142	O 135	S 1	0	0	0
41	D2	101	Total 779	C 501	N 142	O 135	S 1	0	0	0

- Molecule 42 is a protein called 50S ribosomal protein L22.

Mol	Chain	Residues	Atoms					ZeroOcc	AltConf	Trace
			Total	C	N	O	S			
42	BS	113	Total 900	C 566	N 177	O 155	S 2	0	0	0
42	DS	113	Total 900	C 566	N 177	O 155	S 2	0	0	0

- Molecule 43 is a protein called 50S ribosomal protein L23.

Mol	Chain	Residues	Atoms				ZeroOcc	AltConf	Trace
			Total	C	N	O			
43	BT	92	Total 725	C 471	N 131	O 123	0	0	0
43	DT	92	Total 725	C 471	N 131	O 123	0	0	0

- Molecule 44 is a protein called 50S ribosomal protein L24.

Mol	Chain	Residues	Atoms					ZeroOcc	AltConf	Trace
44	BU	102	Total	C	N	O	S	0	0	0
			785	505	150	125	5			
44	DU	102	Total	C	N	O	S	0	0	0
			785	505	150	125	5			

- Molecule 45 is a protein called 50S ribosomal protein L25.

Mol	Chain	Residues	Atoms					ZeroOcc	AltConf	Trace
45	BV	175	Total	C	N	O	S	0	0	0
			1397	892	251	251	3			
45	DV	179	Total	C	N	O	S	0	0	0
			1428	911	255	259	3			

- Molecule 46 is a protein called 50S ribosomal protein L27.

Mol	Chain	Residues	Atoms					ZeroOcc	AltConf	Trace
46	B3	76	Total	C	N	O	S	0	0	0
			607	376	128	102	1			
46	D3	77	Total	C	N	O	S	0	0	0
			613	379	129	104	1			

- Molecule 47 is a protein called 50S ribosomal protein L28.

Mol	Chain	Residues	Atoms					ZeroOcc	AltConf	Trace
47	BZ	97	Total	C	N	O	S	0	0	0
			763	481	150	131	1			
47	DZ	97	Total	C	N	O	S	0	0	0
			763	481	150	131	1			

- Molecule 48 is a protein called 50S ribosomal protein L29.

Mol	Chain	Residues	Atoms					ZeroOcc	AltConf	Trace
48	BW	66	Total	C	N	O	S	0	0	0
			558	346	113	98	1			
48	DW	69	Total	C	N	O	S	0	0	0
			581	358	118	104	1			

- Molecule 49 is a protein called 50S ribosomal protein L30.

Mol	Chain	Residues	Atoms				ZeroOcc	AltConf	Trace
49	BX	59	Total	C	N	O	0	0	0
			469	298	90	81			

*Continued on next page...*

*Continued from previous page...*

Mol	Chain	Residues	Atoms				ZeroOcc	AltConf	Trace
			Total	C	N	O			
49	DX	59	469	298	90	81	0	0	0

- Molecule 50 is a protein called 50S ribosomal protein L31.

Mol	Chain	Residues	Atoms					ZeroOcc	AltConf	Trace
			Total	C	N	O	S			
50	B4	66	533	335	96	97	5	0	0	0
50	D4	63	515	326	93	91	5	0	0	0

- Molecule 51 is a protein called 50S ribosomal protein L32.

Mol	Chain	Residues	Atoms					ZeroOcc	AltConf	Trace
			Total	C	N	O	S			
51	B5	59	459	288	90	76	5	0	0	0
51	D5	58	454	285	89	75	5	0	0	0

- Molecule 52 is a protein called 50S ribosomal protein L33.

Mol	Chain	Residues	Atoms					ZeroOcc	AltConf	Trace
			Total	C	N	O	S			
52	B6	45	389	241	79	65	4	0	0	0
52	D6	45	389	241	79	65	4	0	0	0

- Molecule 53 is a protein called 50S ribosomal protein L34.

Mol	Chain	Residues	Atoms					ZeroOcc	AltConf	Trace
			Total	C	N	O	S			
53	B7	49	430	263	108	57	2	0	0	0
53	D7	49	430	263	108	57	2	0	0	0

- Molecule 54 is a protein called 50S ribosomal protein L35.

Mol	Chain	Residues	Atoms					ZeroOcc	AltConf	Trace
			Total	C	N	O	S			
54	B8	61	488	312	99	75	2	0	0	0
54	D8	61	488	312	99	75	2	0	0	0

- Molecule 55 is MAGNESIUM ION (three-letter code: MG) (formula: Mg).

Mol	Chain	Residues	Atoms	ZeroOcc	AltConf
55	AA	242	Total Mg 242 242	0	0
55	AG	1	Total Mg 1 1	0	0
55	AH	1	Total Mg 1 1	0	0
55	AN	2	Total Mg 2 2	0	0
55	AQ	1	Total Mg 1 1	0	0
55	AB	5	Total Mg 5 5	0	0
55	AC	9	Total Mg 9 9	0	0
55	AD	1	Total Mg 1 1	0	0
55	A1	2	Total Mg 2 2	0	0
55	BA	623	Total Mg 623 623	0	0
55	BB	17	Total Mg 17 17	0	0
55	BD	1	Total Mg 1 1	0	0
55	BE	5	Total Mg 5 5	0	0
55	BF	3	Total Mg 3 3	0	0
55	BO	2	Total Mg 2 2	0	0
55	B0	1	Total Mg 1 1	0	0
55	B1	1	Total Mg 1 1	0	0
55	B2	1	Total Mg 1 1	0	0
55	BU	2	Total Mg 2 2	0	0
55	B3	1	Total Mg 1 1	0	0
55	B5	1	Total Mg 1 1	0	0

*Continued on next page...*

*Continued from previous page...*

Mol	Chain	Residues	Atoms	ZeroOcc	AltConf
55	B7	1	Total Mg 1 1	0	0
55	B8	1	Total Mg 1 1	0	0
55	CA	207	Total Mg 207 207	0	0
55	CG	2	Total Mg 2 2	0	0
55	CN	1	Total Mg 1 1	0	0
55	CS	1	Total Mg 1 1	0	0
55	CB	3	Total Mg 3 3	0	0
55	CC	8	Total Mg 8 8	0	0
55	DA	526	Total Mg 526 526	0	0
55	DB	14	Total Mg 14 14	0	0
55	DE	3	Total Mg 3 3	0	0
55	DP	1	Total Mg 1 1	0	0
55	DR	1	Total Mg 1 1	0	0
55	D1	2	Total Mg 2 2	0	0
55	DU	1	Total Mg 1 1	0	0
55	D3	1	Total Mg 1 1	0	0
55	D5	1	Total Mg 1 1	0	0

- Molecule 56 is ZINC ION (three-letter code: ZN) (formula: Zn).

Mol	Chain	Residues	Atoms	ZeroOcc	AltConf
56	AG	1	Total Zn 1 1	0	0
56	AQ	1	Total Zn 1 1	0	0

*Continued on next page...*

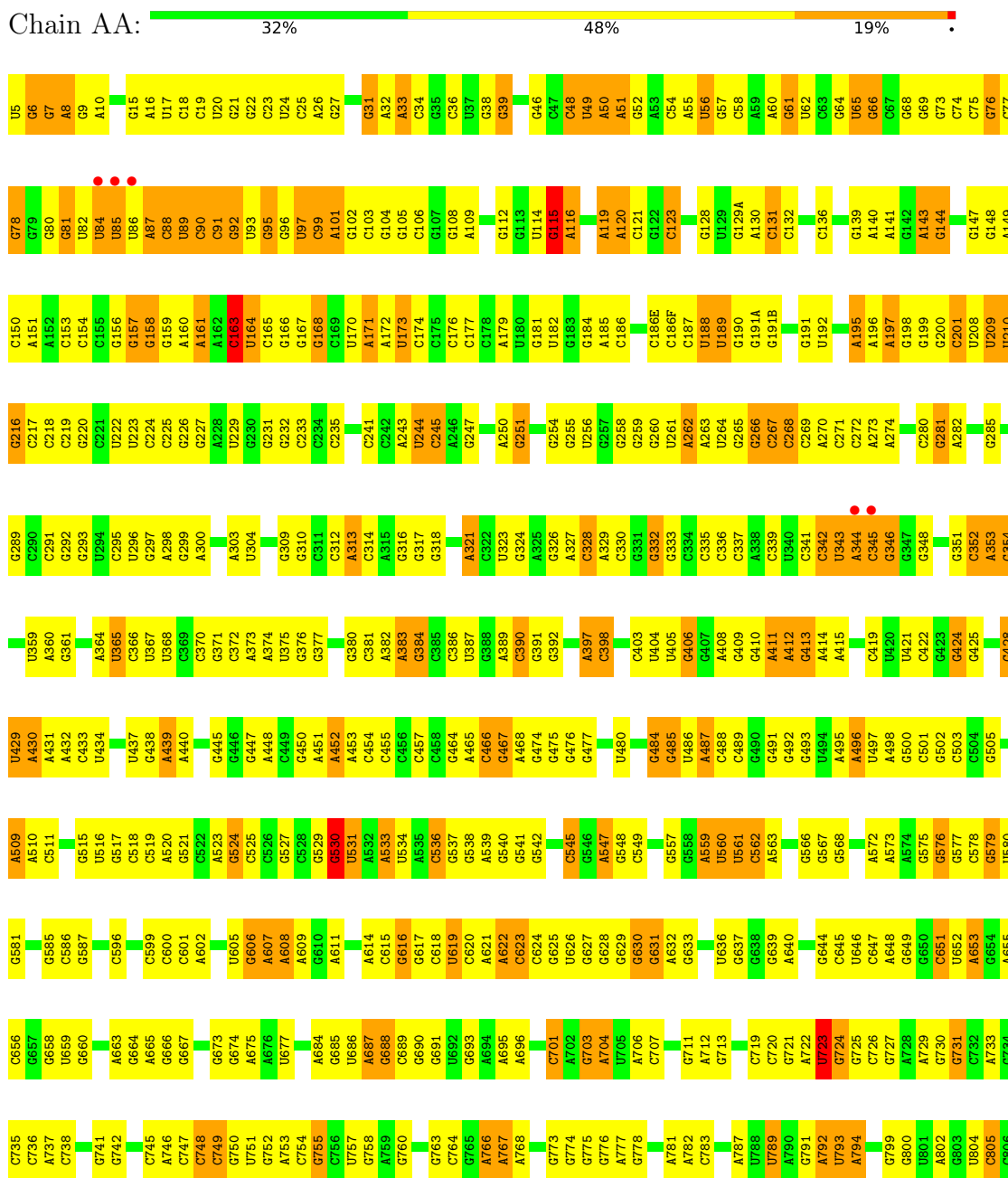
*Continued from previous page...*

<b>Mol</b>	<b>Chain</b>	<b>Residues</b>	<b>Atoms</b>		<b>ZeroOcc</b>	<b>AltConf</b>
56	CG	1	Total 1	Zn 1	0	0
56	CQ	1	Total 1	Zn 1	0	0


### 3 Residue-property plots

These plots are drawn for all protein, RNA, DNA and oligosaccharide chains in the entry. The first graphic for a chain summarises the proportions of the various outlier classes displayed in the second graphic. The second graphic shows the sequence view annotated by issues in geometry and electron density. Residues are color-coded according to the number of geometric quality criteria for which they contain at least one outlier: green = 0, yellow = 1, orange = 2 and red = 3 or more. A red dot above a residue indicates a poor fit to the electron density ( $RSRZ > 2$ ). Stretches of 2 or more consecutive residues without any outlier are shown as a green connector. Residues present in the sample, but not in the model, are shown in grey.

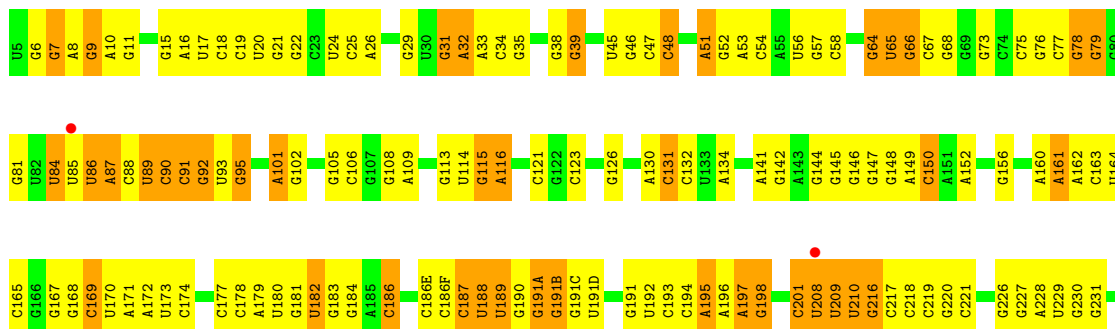
- Molecule 1: 16S ribosomal RNA

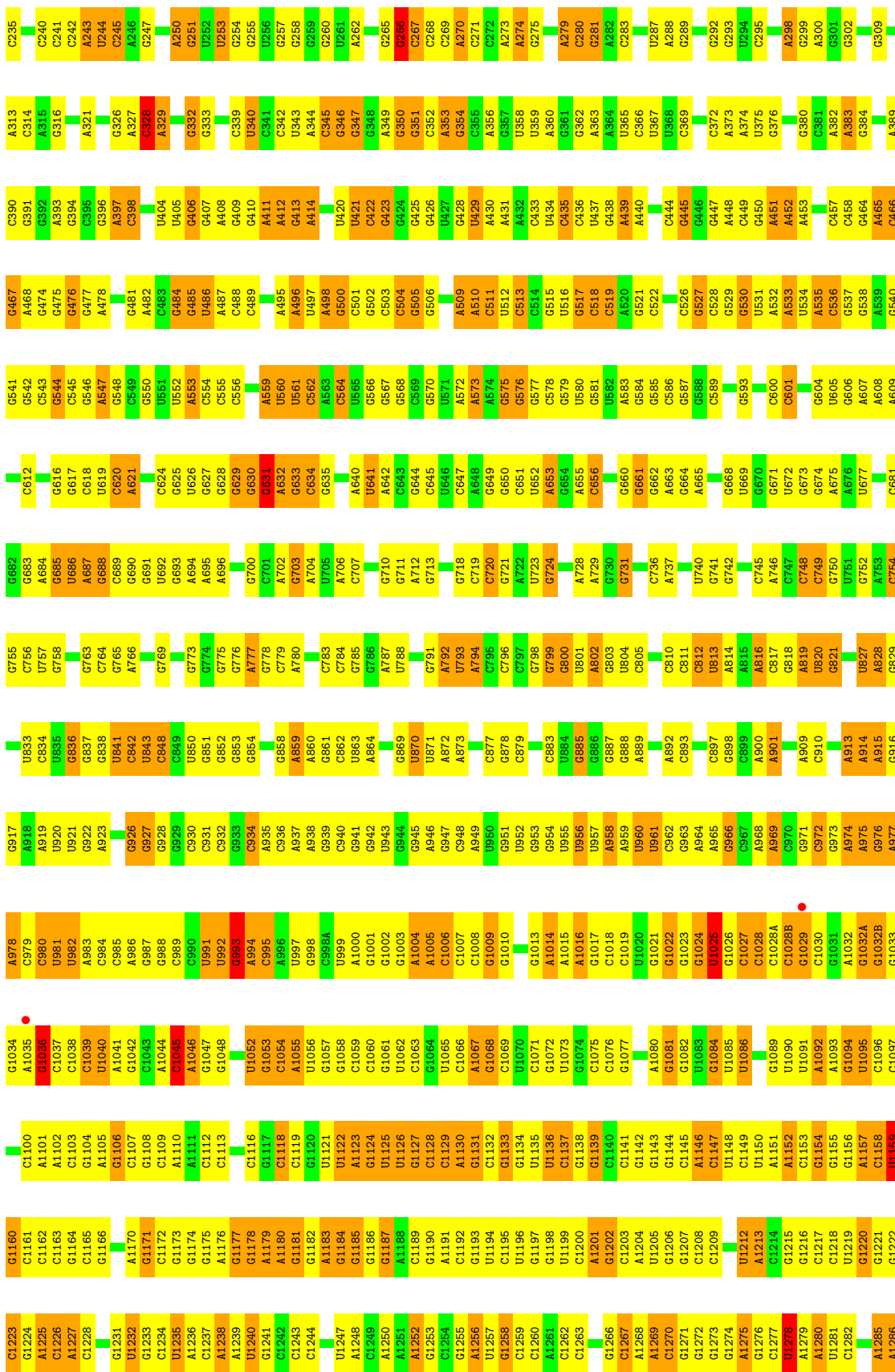


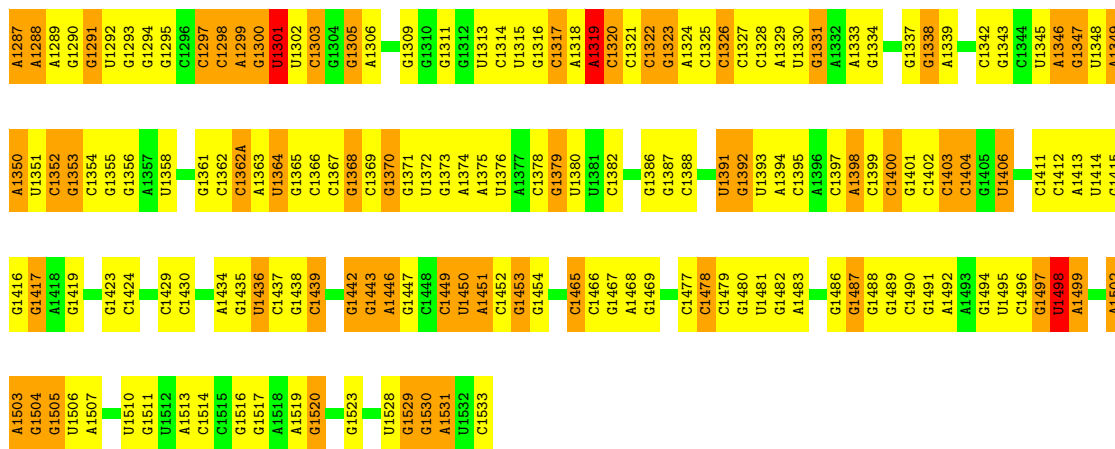




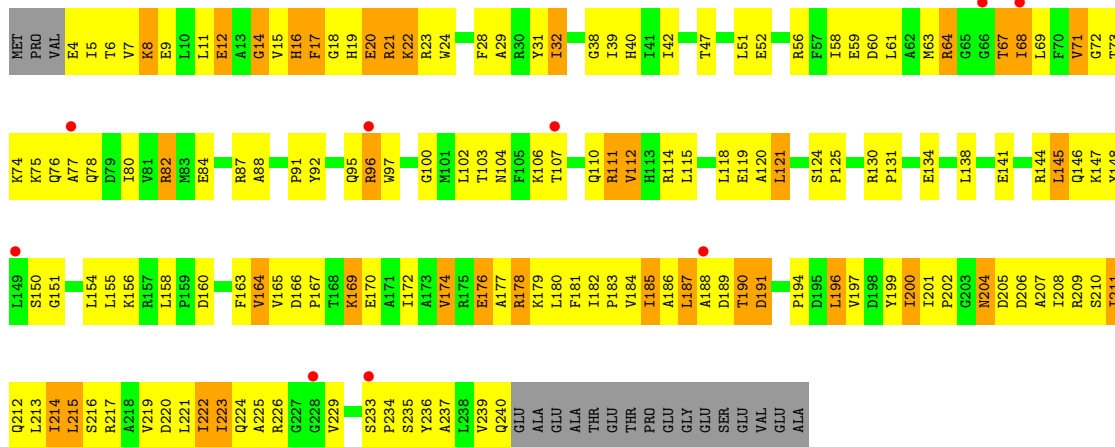
● Molecule 1: 16S ribosomal RNA



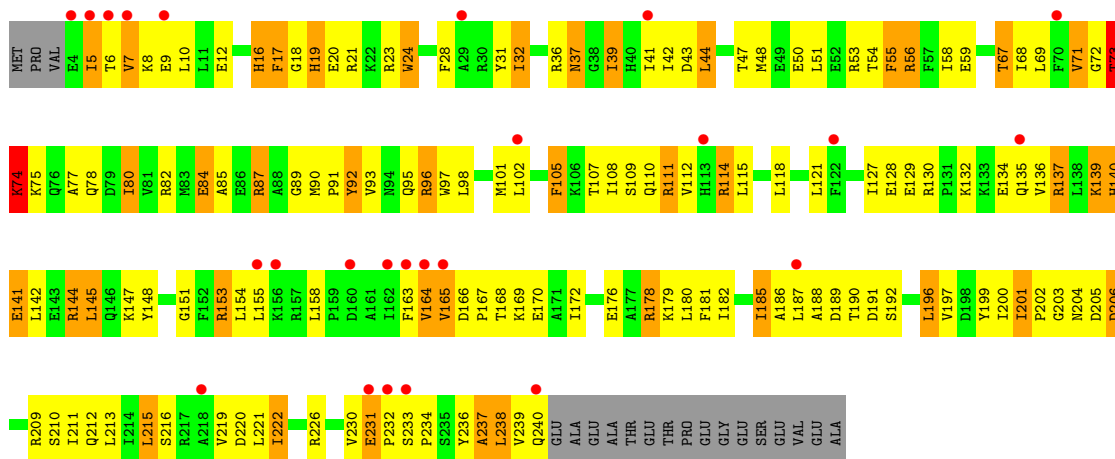




• Molecule 2: 30S RIBOSOMAL PROTEIN S2

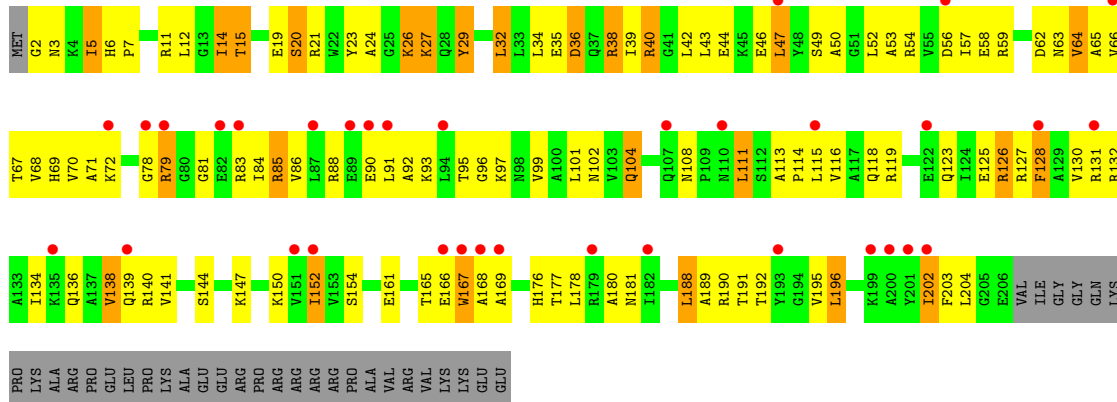


• Molecule 2: 30S RIBOSOMAL PROTEIN S2



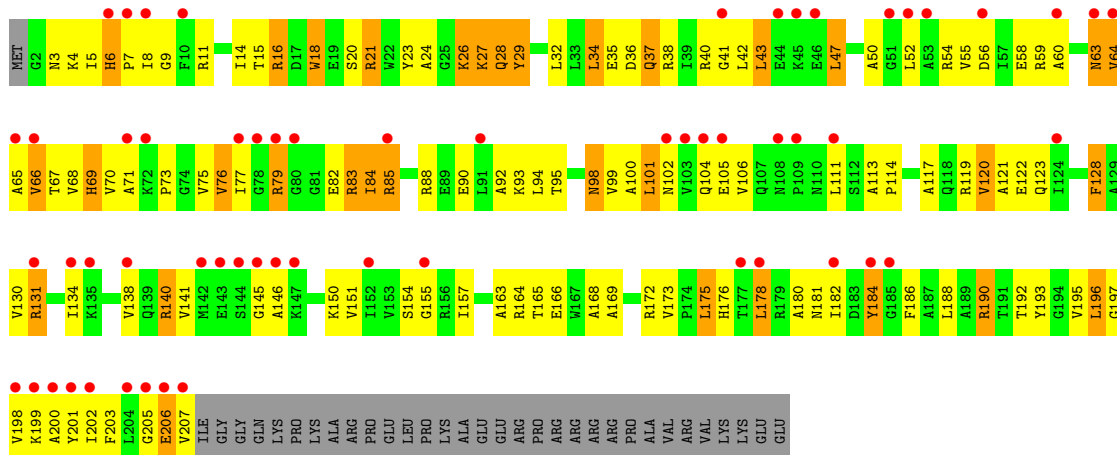
• Molecule 3: 30S RIBOSOMAL PROTEIN S3

Chain AF: 14% 37% 38% 10% 14%



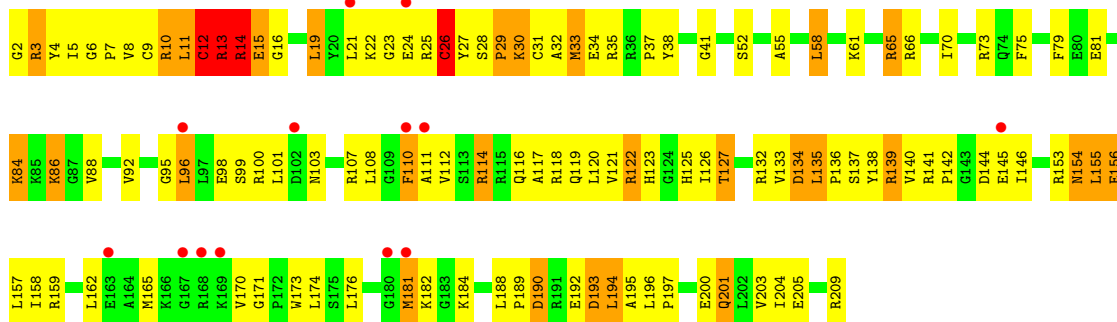
• Molecule 3: 30S RIBOSOMAL PROTEIN S3

Chain CF: 25% 33% 39% 14% 14%



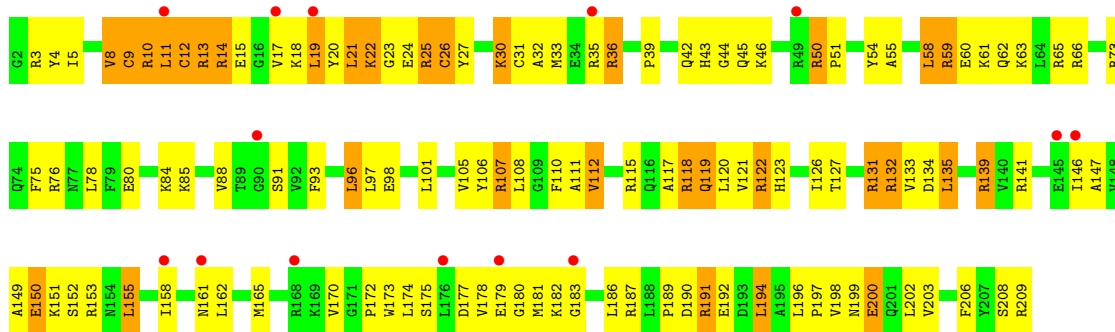
• Molecule 4: 30S RIBOSOMAL PROTEIN S4

Chain AG: 6% 43% 42% 13%

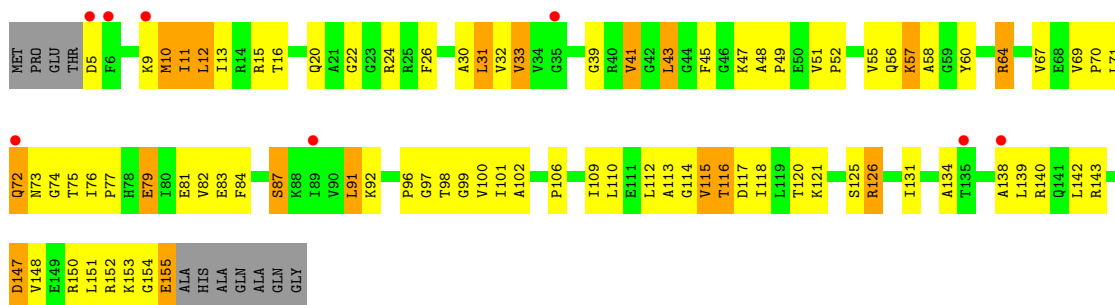


• Molecule 4: 30S RIBOSOMAL PROTEIN S4

Chain CG: 7% 40% 45% 15%



• Molecule 5: 30S RIBOSOMAL PROTEIN S5



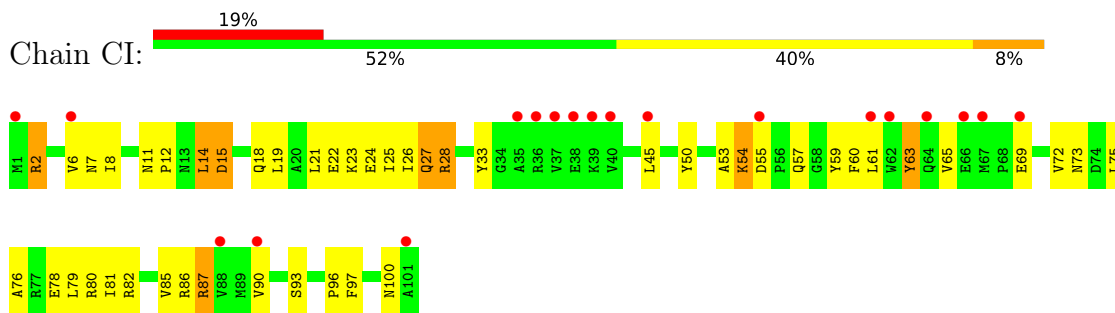
• Molecule 5: 30S RIBOSOMAL PROTEIN S5



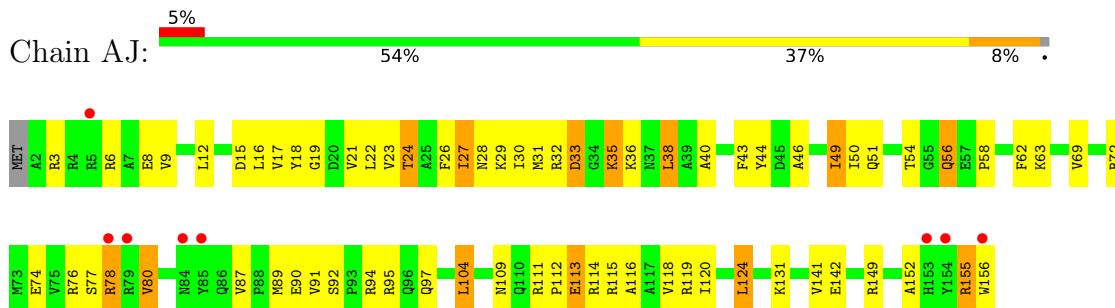
• Molecule 6: 30S RIBOSOMAL PROTEIN S6



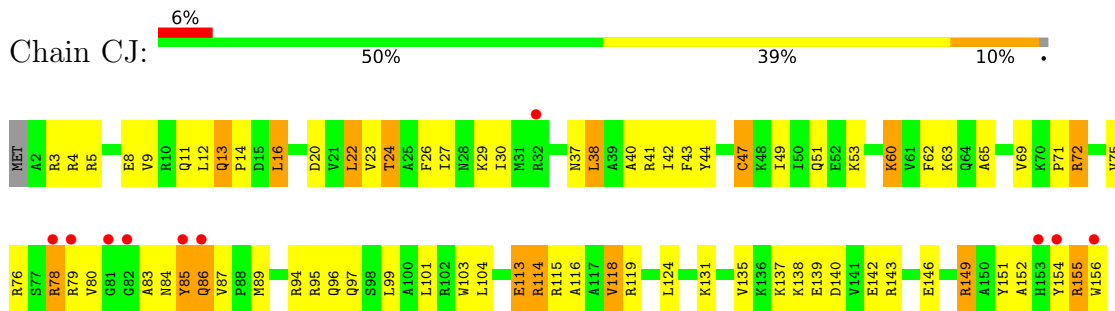
• Molecule 6: 30S RIBOSOMAL PROTEIN S6



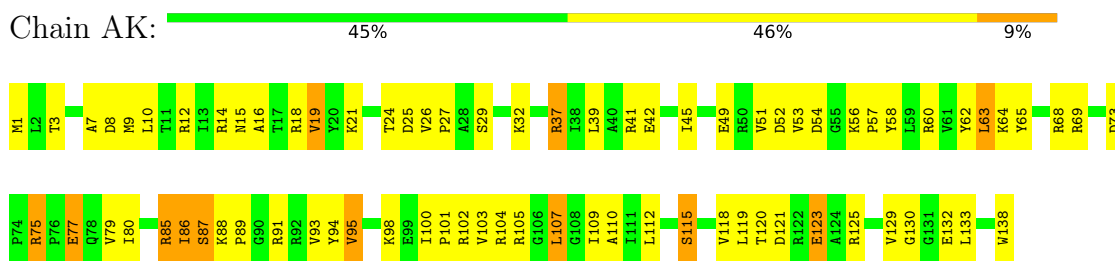
• Molecule 7: 30S RIBOSOMAL PROTEIN S7



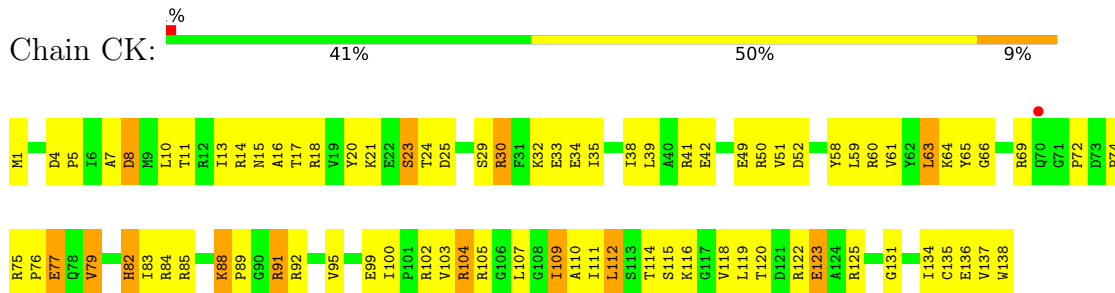
• Molecule 7: 30S RIBOSOMAL PROTEIN S7



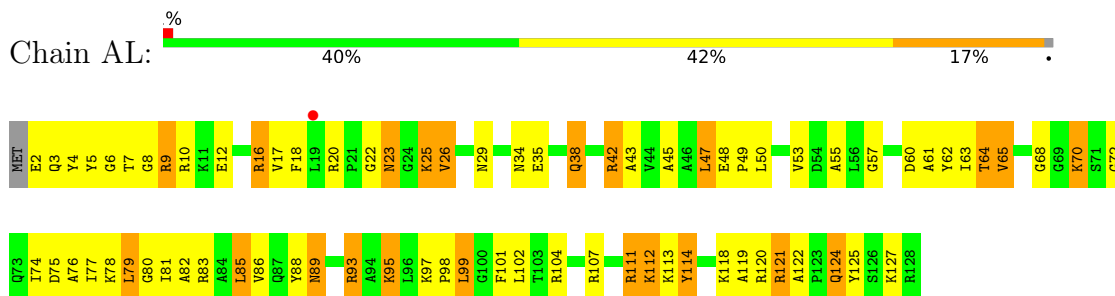
• Molecule 8: 30S RIBOSOMAL PROTEIN S8



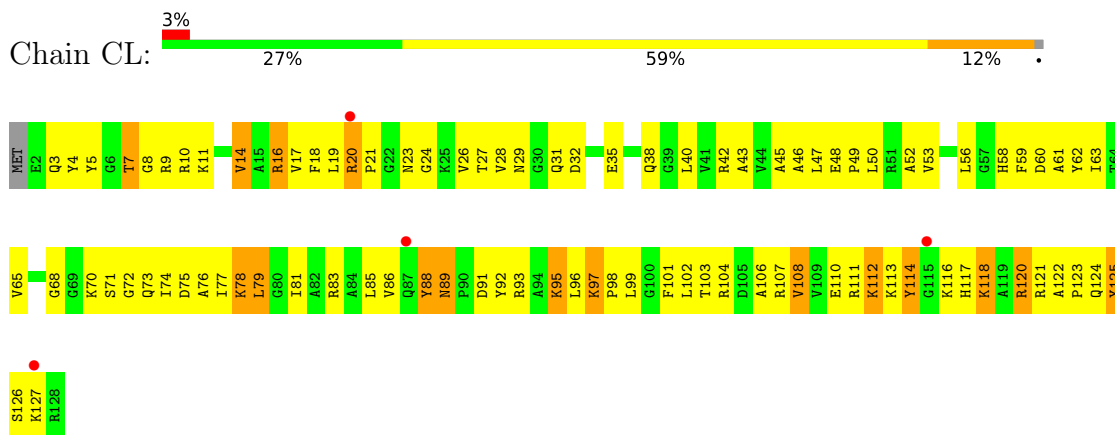
• Molecule 8: 30S RIBOSOMAL PROTEIN S8



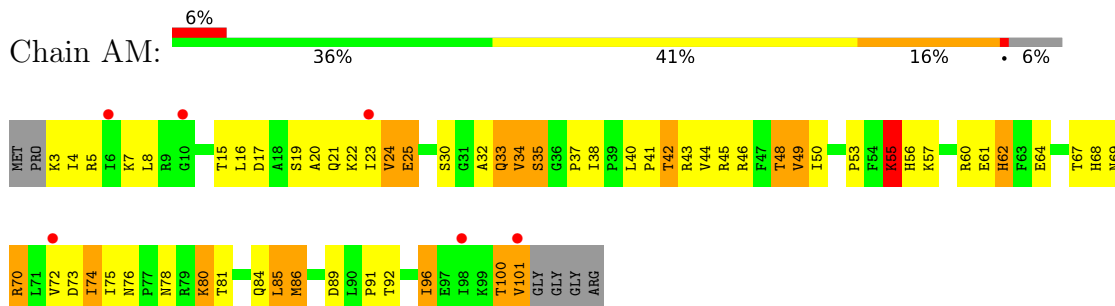
- Molecule 9: 30S RIBOSOMAL PROTEIN S9



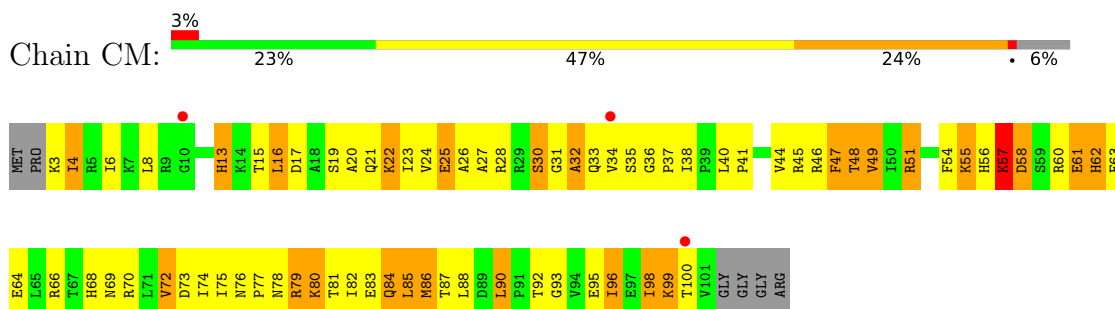
- Molecule 9: 30S RIBOSOMAL PROTEIN S9



- Molecule 10: 30S RIBOSOMAL PROTEIN S10

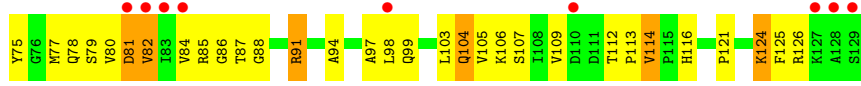
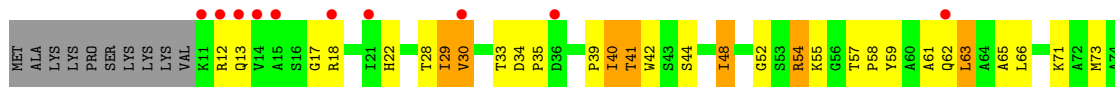


- Molecule 10: 30S RIBOSOMAL PROTEIN S10

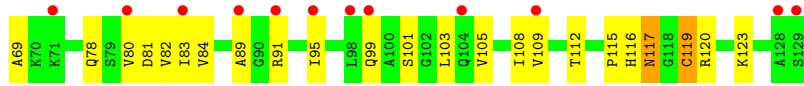


- Molecule 11: 30S RIBOSOMAL PROTEIN S11

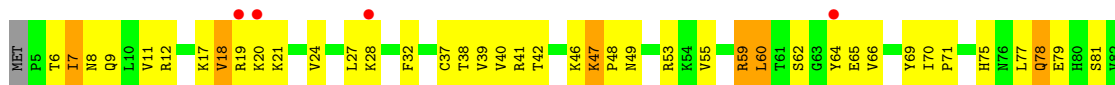




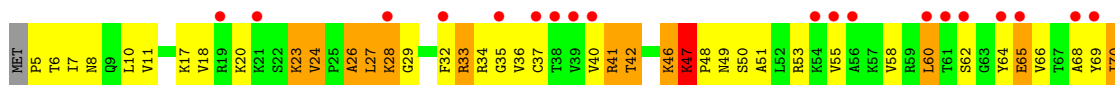
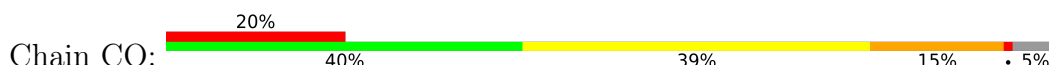
• Molecule 11: 30S RIBOSOMAL PROTEIN S11



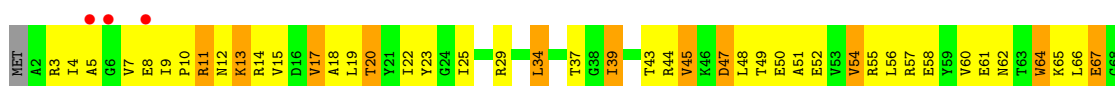
• Molecule 12: 30S RIBOSOMAL PROTEIN S12



• Molecule 12: 30S RIBOSOMAL PROTEIN S12

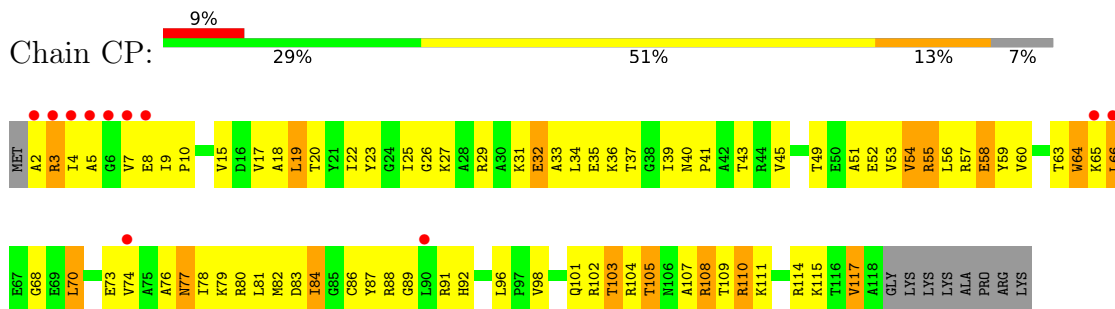


• Molecule 13: 30S RIBOSOMAL PROTEIN S13

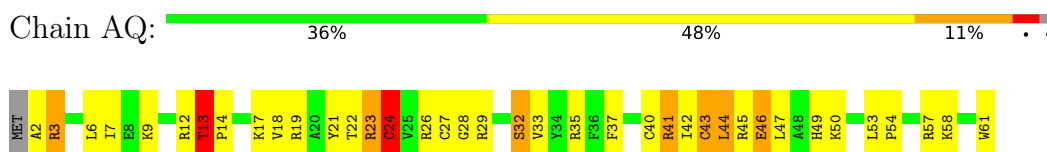




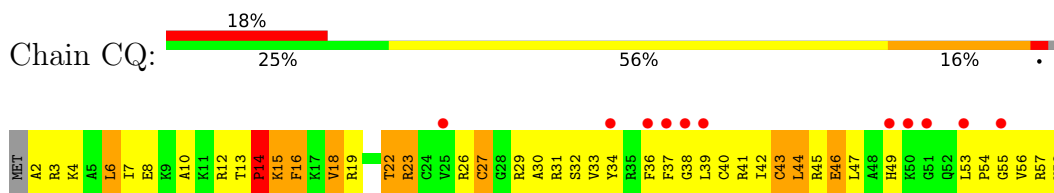
- Molecule 13: 30S RIBOSOMAL PROTEIN S13



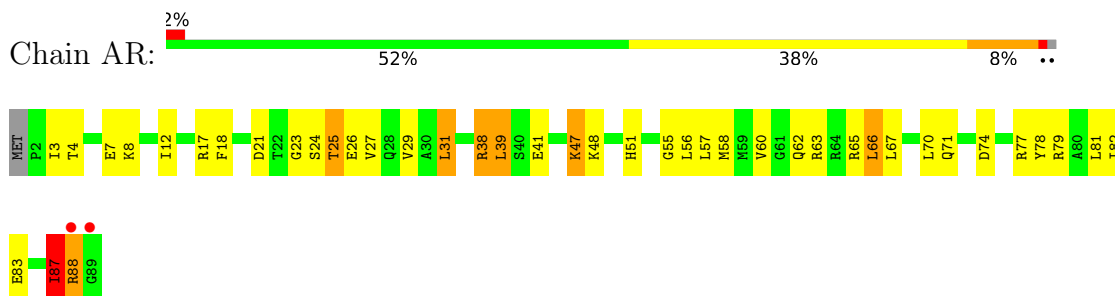
- Molecule 14: 30S RIBOSOMAL PROTEIN S14



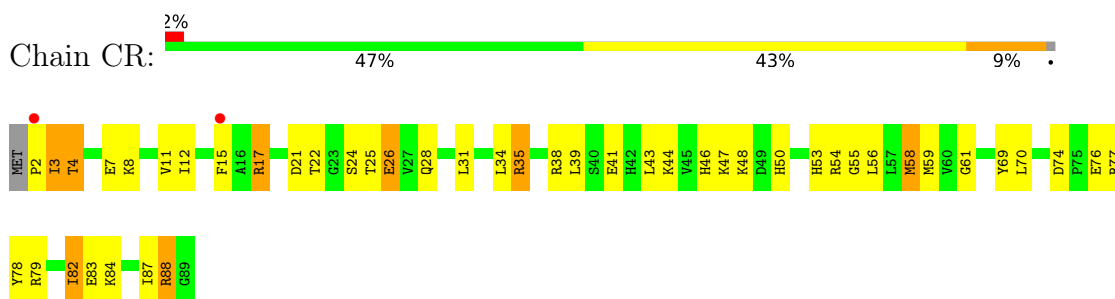
- Molecule 14: 30S RIBOSOMAL PROTEIN S14



- Molecule 15: 30S RIBOSOMAL PROTEIN S15

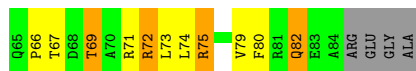


- Molecule 15: 30S RIBOSOMAL PROTEIN S15

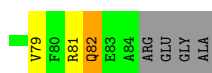
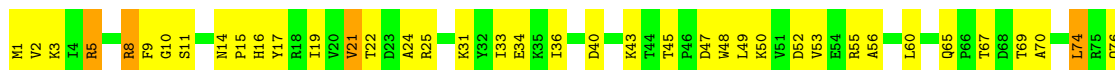


- Molecule 16: 30S RIBOSOMAL PROTEIN S16

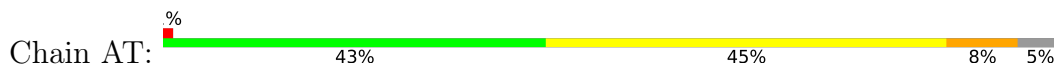




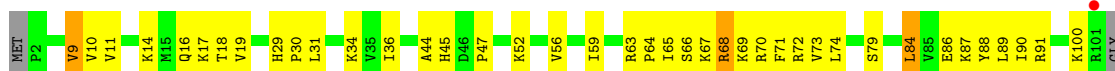
● Molecule 16: 30S RIBOSOMAL PROTEIN S16



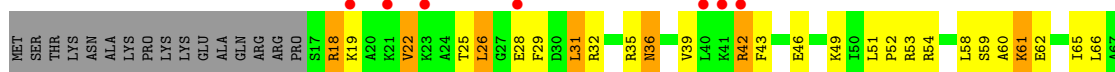
● Molecule 17: 30S RIBOSOMAL PROTEIN S17



● Molecule 17: 30S RIBOSOMAL PROTEIN S17

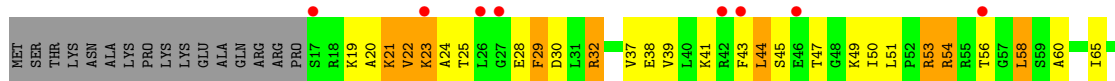


● Molecule 18: 30S RIBOSOMAL PROTEIN S18

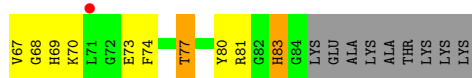
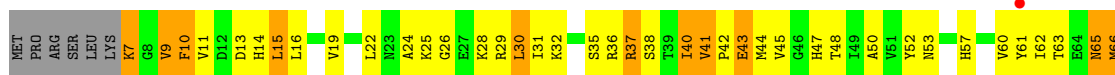


● Molecule 18: 30S RIBOSOMAL PROTEIN S18

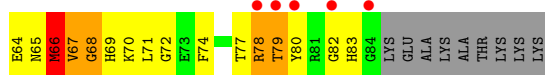
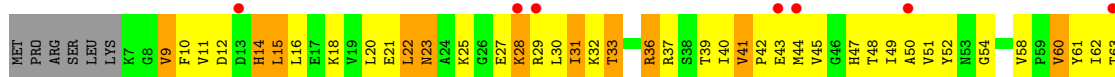
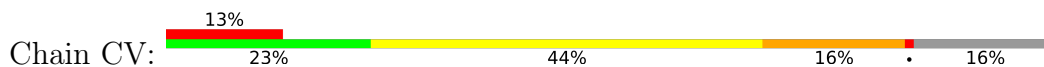





● Molecule 19: 30S RIBOSOMAL PROTEIN S19




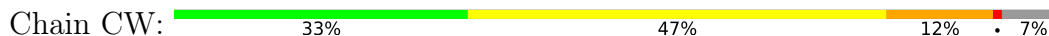
● Molecule 19: 30S RIBOSOMAL PROTEIN S19



● Molecule 20: 30S RIBOSOMAL PROTEIN S20



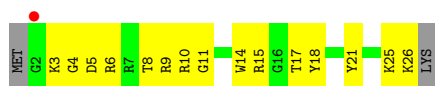
● Molecule 20: 30S RIBOSOMAL PROTEIN S20



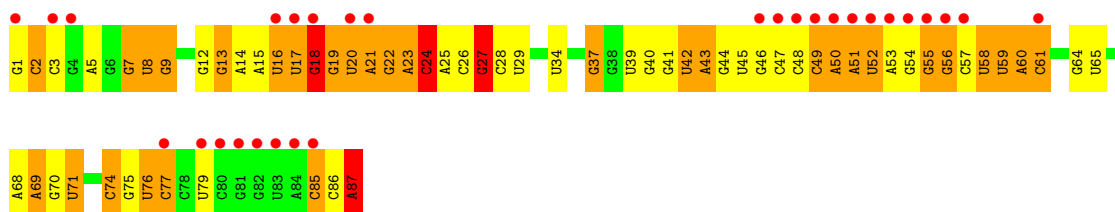
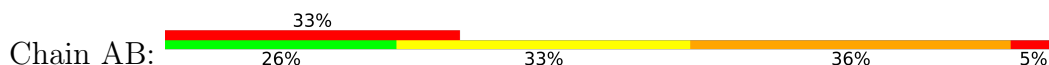
● Molecule 21: 30S RIBOSOMAL PROTEIN THX



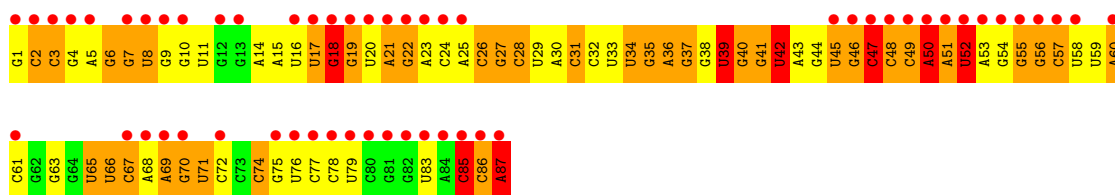
● Molecule 21: 30S RIBOSOMAL PROTEIN THX



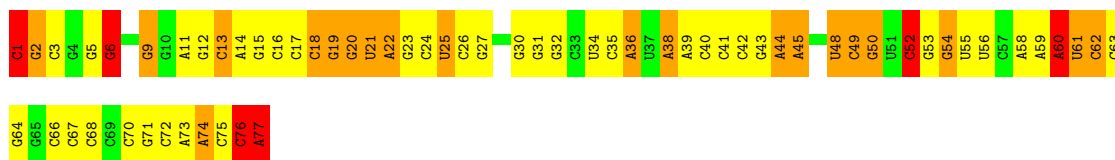
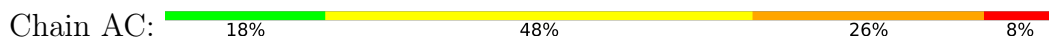
● Molecule 22: TRNA-LEU




● Molecule 22: TRNA-LEU



● Molecule 23: TRNA-FMET

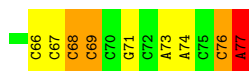
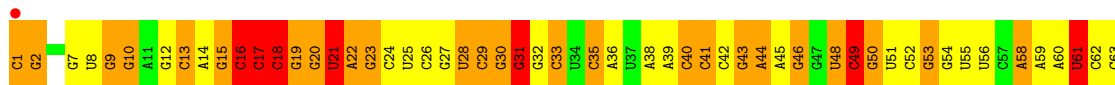
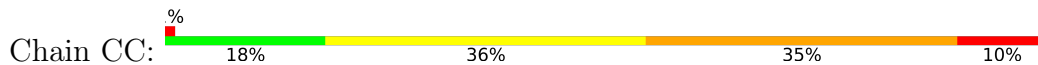


● Molecule 23: TRNA-FMET

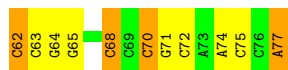

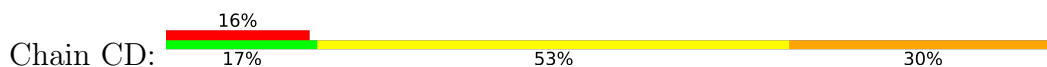




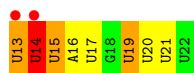
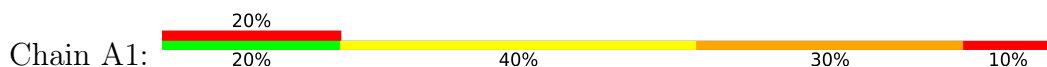
• Molecule 23: TRNA-FMET



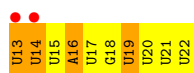
• Molecule 23: TRNA-FMET




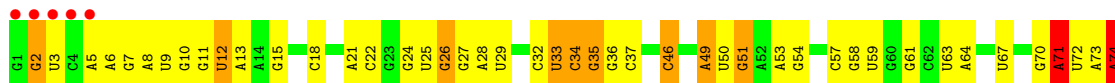
• Molecule 24: MRNA



• Molecule 24: MRNA

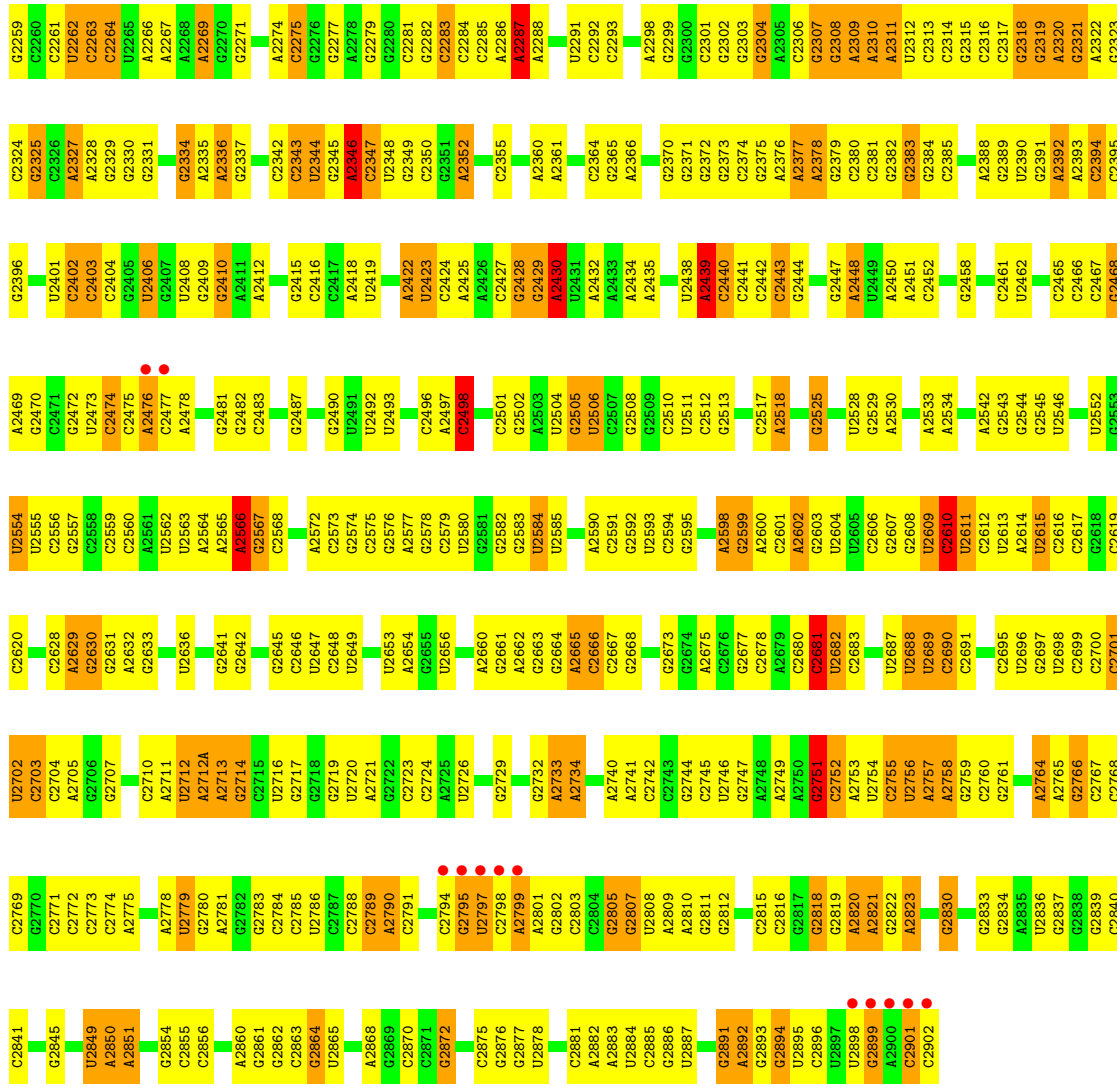


• Molecule 25: RNA (2912-MER)

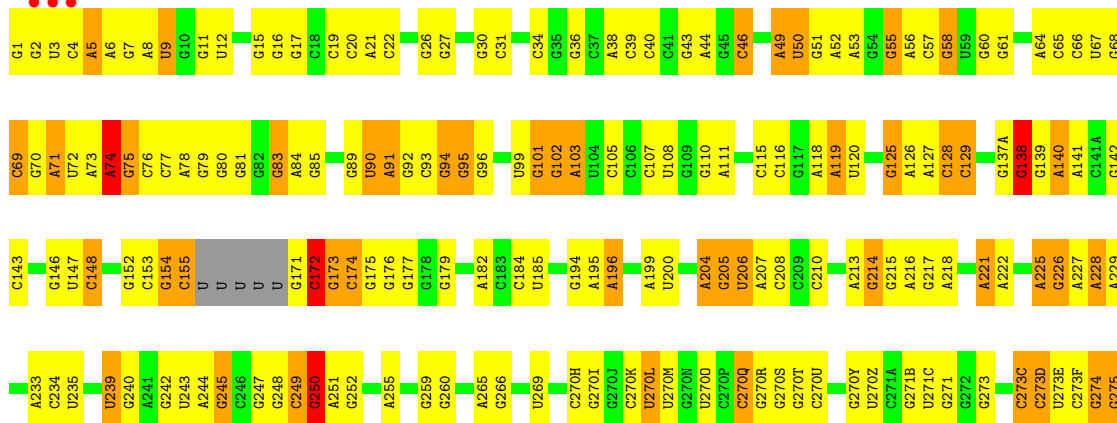


U165	G247	A289	A363A	A454	U525	G599	G654G	U811	G883	U958	G1025	G1092
G171	G248	C297	G563B	C455	A526	G600	G654H	C812	C884	A959	U1026	G1093
C172	G249	C298	G563C	C456	A528	G601	A654J	U813	C885	A960	A1027	U1094
G173	C250	G299	G563D	A457	A529	A603	G654K	C814	C886	C961	A1028	A1095
G176	C251	A300	U363E	C458	A530	G604	G654L	C815	A887	G962	U1033	A1096
G177	C252	G301	U363F	U459	G531	G605	G654M	C816	C888	U963	U1034	U1097
A181	A255	C302	C364	A460	C532	U606	G654N	C817	C889	C964	G1037	A1098
C184	C259	U303	C365	U464	A533	G654O	G654O	C818	A890	G968	C1038	G1099
U185	C260	G304	C366	A465	U534	A608	G654P	A819	C892	A973	G1039	C1100
G188	C261	U305	G370	A466	C535	A609	G654R	U820	C893	A974	G1040	C1101
G189	C262	U306	G372	A467	A536	G609A	G654S	U821	C894	C974A	G1041	A1103
G194	C263	G307	U373	G468	C537	G610	A654T	A824	U895	G975	G1042	C1104
A195	C264	G308	G382	U469	G539	C611	A654U	U825	C898	G978	G1043	U1105
A196	C265	G309	U383	A470	G540	G612	A654V	U826	A899	A1046	G1044	G1106
A197	C266	A311	U384	A471	C541	U613	A655	U827	A900	G1047	A1045	G1107
C198	U269	G314	C385	A472	C546	U614	G656	U828	A901	A981	A1050	G1110
A199	A270B	A315	G386	U475	A547	A616	U657	A829	C902	C982	C1053	A1111
U200	C270E	C316	G389	A476	A548	G617	C658	G830	G903	G983	A983	U1112
C201	U270F	G317	A390	A477	A549	U618	G659	G831	U905	A984	C1054	G1114
A207	U270G	C318	G391	A478	G550	C618A	G660	C834	C906	C985	A1054	G1117
C208	C270H	C319	C392	A479	U554	A620	U667	A835	U907	C986	G1055	C1118
C209	C270I	A320	C393	G480	G556	G621	G671	A836	A918	G987	G1056	C1119
C210	G270J	G322	A394	A482	U557	G622	C672	C837	G919	A988	A1057	G1122
A213	U270K	G323	U395	A483	G558	A627	C673	C838	A911	G989	U1058	G1123
G214	C270L	A324	U405	A484	G559	G628	G674	U839	C911	A990	G1059	C1124
G215	U270M	G325	U406	C485	C560	G629	A675	C840	C912	A991	U1060	U1125
A216	C270N	G326	U407	C486	G561	G630	A676	U847	A917	C992	U1061	G1126
G217	G270O	G327	C409	G488	U562	A631	G778	C848	A918	C993	G1062	A1126
A218	C270P	C330	G410	A489	G563	A632	U779	A849	C919	C994	G1063	A1127
A221	C270Q	A331	G411	A492	C564	A633	G780	U850	C925	C995	C1064	A1128
A222	G270R	A332	A412	A493	U566	C634	A781	U851	A926	A996	U1065	U1129
A223	C270S	G333	C413	C494	G566	C635	A782	G852	C927	G997	U1066	C1130
G224	U271C	A334	C414	C495	A571	G636	U694	G853	U930	U999	A1067	U1131
A225	C271	C334	A415	A502	A572	A637	A705	C854	G931	A1000	G1068	G1131
G226	C272	C335	U426	A503	G573	G638	A706	G855	G932	A1001	A1069	C1135
A227	C273F	C336	U427	A504	C574	U639	G712	C856	A933	G1002	U1070	G1136
A229	G274	G342	A428	A505	A575	C640	G713	C857	C934	C1003	C1072	U1137
U230	C275	G344	A439	A506	U576	C643	U714	U858	G938	G1004	G1073	G1138
C231	A276	G352	G440	A507	G577	A643	G715	G859	G940	C1005	C1074	G1139
G232	C277	G353	U441	A508	G580	A644	A716	U860	A941	C1006	G1075	C1140
A233	C278	G354	G442	A509	C581	C645	G717	A863	G942	A1010	C1076	U1141
C234	A279	G355	A443	A511	C582	A646	U811	A864	A943	G1011	A1077	U1142
U235	C280	G356	A444	G512	G583	G647	C574	C865	U943	G944	U1078	U1143
C236	G281	G357	C445	G513	G584	U648	U694	A866	A944	U1012	C1079	A1143
C237	G282	A357	A446	C509	G586	C650	A705	A867	G945	U1013	U1081	G1144
G242	U284	G360	U447	G510	C587	G651	A706	U868	A946	U1014	U1082	C1147
U243	C285	G361	A448	G511	U588	C652	A802	G869	G950	G1015	U1083	A1148
A244	C286	G362	G449	G512	C589	A653	G724	G873	C951	C1018	A1084	G1149
G245	U287	U362	A450	G513	A590	A654	G725	A878	G952	U1019	A1085	C1150
C246	C288	G363	U449	G514	G591	A654A	G726	C879	G953	A1020	G1087	G1151
					G592	A654B	A727	G807	G954	A1021	A1088	C1153
					G593	A654C	G728	G808	G955	G1022	A1089	G1154
					G594	U654D	G729	G809	G956	U1023	U1090	A1155
					G598	C654E	C730	U810	A957	G1024	G1091	A1156

C1161	C1162	G1163	G1164	C1165	C1166	C1167	G1168	G1169	G1170	G1171	G1172	A1173	A1174	A1175	G1176	A1177	C1178	C1179	C1180	C1181	A1182	C1185	C1186	G1187	A1188	A1189	G1192	G1193	A1194	G1195	C1201	C1202	G1203	A1204	C1205	G1206	C1207	C1208	G1209	A1210	U1211	G1212	A1213	G1216	C1217	C1218	G1219	A1220	C1225	G1226	A1227	C1230	G1231																																																					
G1239	U1240	A1241	A1242	G1243	G1244	A1247	G1250	G1253	A1254	U1255	C1256	C1257	C1261	A1262	U1263	G1264	A1265	U1266	U1267	A1268	A1269	C1270	G1271	A1272	U1273	A1278	G1279	G1280	G1281	U1282	A1287	C1291	U1292	C1293	U1294	C1295	G1296	C1297	C1298	U1299	U1300	A1301	G1302	G1303	G1309	G1310	G1311	U1312	C1313	G1314																																																								
C1315	U1316	A1317	C1318	A1321	A1322	U1323	G1324	G1328	U1329	C1330	A1331	G1332	A1336	G1337	G1338	G1339	U1340	U1341	G1344	C1345	G1348	A1349	U1352	A1353	A1354	G1355	G1358	A1359	A1360	G1364	A1365	G1368	G1372	A1373	C1376	G1377	A1378	A1379	G1380	A1381	G1382	A1383	A1384	G1385	C1386	C1387	G1388	G1389																																																										
U1390	U1391	U1396	G1400	A1401	C1402	C1403	C1404	G1405	U1406	C1407	C1408	C1409	C1410	C1411	A1412	G1413	G1416	C1417	U1420	G1421	A1427	C1428	A1429	C1430	C1431	C1432	U1433	A1434	G1435	C1436	C1437	U1438	A1439	G1442	G1443	G1444	A1444A	C1445	G1446	G1447	G1448	A1449	G1449A	C1450	C1451	A1452	A1453	U1454	G1455	C1458	G1459	G1461																																																						
C1464	G1465	C1466	C1467	C1468	A1469	G1470	A1471	G1472	G1473	G1474	C1475	C1476	A1477	A1478	G1479	G1480	U1482	G1483	A1486	G1487	U1488	U1489	A1490	C1493	A1494	A1495	A1496	U1497	C1498	C1502	U1503	C1504	C1505	C1506	A1507	A1508	C1509	A1510	A1511	U1514	U1515	U1516	G1517	C1518	G1519	C1520	G1521	A1522	G1525	U1526	G1527	A1528																																																						
C1531	C1532	C1533	G1534	U1535	A1536	C1537	G1538	G1539	U1540	U1541	U1542	A1543	C1544	A1545	A1545A	C1546	C1547	C1548	C1549	C1550	A1554	G1555	C1556	C1557	A1558	U1559	G1560	G1561	C1564	C1565	A1566	A1567	G1568	A1569	A1570	A1571	C1575	U1576	C1577	U1578	A1579	A1580	A1581	C1582	A1583	C1584	C1585	A1586	A1587	C1588	C1589	U1590	G1591	C1592	G1593	G1594	G1595																																																	
A1596	A1597	C1598	C1599	C1600	A1603	G1606	C1607	A1608	U1609	A1610	C1611	C1612	G1613	A1614	C1615	A1616	C1617	A1618	A1637	C1638	U1639	C1640	A1641	G1642	G1643	C1648	A1651	A1652	G1653	A1654	A1655	C1656	C1657	C1658	A1665	A1666	G1667	A1668	A1669	C1670	U1671	C1672	A1673	G1674	A1686	A1687	C1688	C1689	U1690	U1691	C1692	G1693	A1694	C1695	A1696	C1697	C1698	A1699	A1700	A1701	G1702	G1705	U1706	C1707	C1710	C1711	U1716	G1717	G1718	G1719	G1720	U1721	A1722	G1723	G1725	G1726	U1727	A1728	A1729	U1730	C1731	C1732	A1733	G1734	C1735	C1741	C1742	G1743	A1749	U1750	C1751	C1754	A1755	G1756	G1757	G1758	A1759	A1760	C1761	A1762	G1763	G1764	G1769	U1770	C1771	A1773
C1774	U1775	G1776	U1777	U1778	U1779	A1780	A1783	A1784	A1785	A1786	A1788	C1790	C1791	A1791	C1792	A1793	U1794	C1795	C1797	U1798	G1799	C1800	G1801	A1802	A1803	U1804	C1805	A1810	G1813	G1816	G1817	U1818	A1819	U1820	A1821	G1824	G1826	C1827	G1828	A1829	U1830	G1831	C1832	G1835	G1836	G1839	C1843	C1844	G1845	G1846																																																								
A1847	A1848	G1856	G1857	G1858	G1861	U1864	G1869	C1870	G1878	C1882	G1883	A1884	A1885	C1886	C1887	A1888	C1894	C1895	C1899	A1900	A1901	A1902	G1903	G1906	A1913	C1914	U1915	A1916	U1917	C1925	U1926	G1929	G1930	U1931	A1932	G1933	C1934	G1935	A1936	A1937	A1938	U1939	C1942	U1943	G1948																																																													
G1949	G1950	U1951	A1952	U1955	U1956	C1957	G1958	U1963	G1964	C1967	G1968	A1969	A1970	A1971	A1972	A1973	C1974	G1975	U1976	G1980	A1981	C1982	C1983	G1984	G1989	C1990	U1991	U1993	G1998	C1999	G2000	G2001	G2002	G2003	G2004	G2012	A2013	A2014	A2019	A2020	G2023	G2024	C2025	A2026	G2027	U2028	G2029	A2031																																																										
G2032	A2033	U2034	G2035	C2036	G2037	G2038	A2042	C2043	C2050	A2051	C2055	G2056	A2057	A2058	A2059	A2060	G2061	A2062	C2063	C2064	C2065	C2066	G2067	U2068	C2069	G2070	A2071	U2074	U2075	A2082	G2083	U2086	G2087	G2094	C2095	C2097	U2098	U2099	C2100	G2101	U2102	C2103	G2104	C2108	U2109	G2110	G2111	C2112	U2113	A2114																																																								
G2115	G2116	A2117	U2118	A2119	G2120	C2121	U2122	G2123	G2124	G2125	A2126	C2127	C2128	C2129	U2130	G2131	U2132	G2133	A2134	A2135	C2136	C2137	C2138	C2139	C2140	G2141	C2142	C2143	U2144	C2145	C2146	G2147	G2148	U2150	G2151	G2154	G2155	G2156	C2157	A2158	G2159	G2160	C2161	C2162	C2163	C2164	G2165	G2166	U2167	G2168	A2169	A2170	A2171	U2172	A2173	C2174	C2175	C2176																																																
U2180	G2181	G2182	C2183	G2184	C2185	G2186	G2187	C2188	U2189	G2190	G2191	C2192	G2193	G2194	C2195	A2198	A2199	C2200	C2201	C2202	C2203	C2204	C2205	C2206	C2207	U2208	C2209	G2210	C2211	U2212	U2213	G2214	C2215	G2216	G2219	G2224	A2225	C2226	U2233	G2234	G2235	C2236	G2237	G2238	C2239	U2243	U2244	U2245	G2246	A2247	C2248	U2249	G2250	G2251	G2252	U2257	C2258																																																	



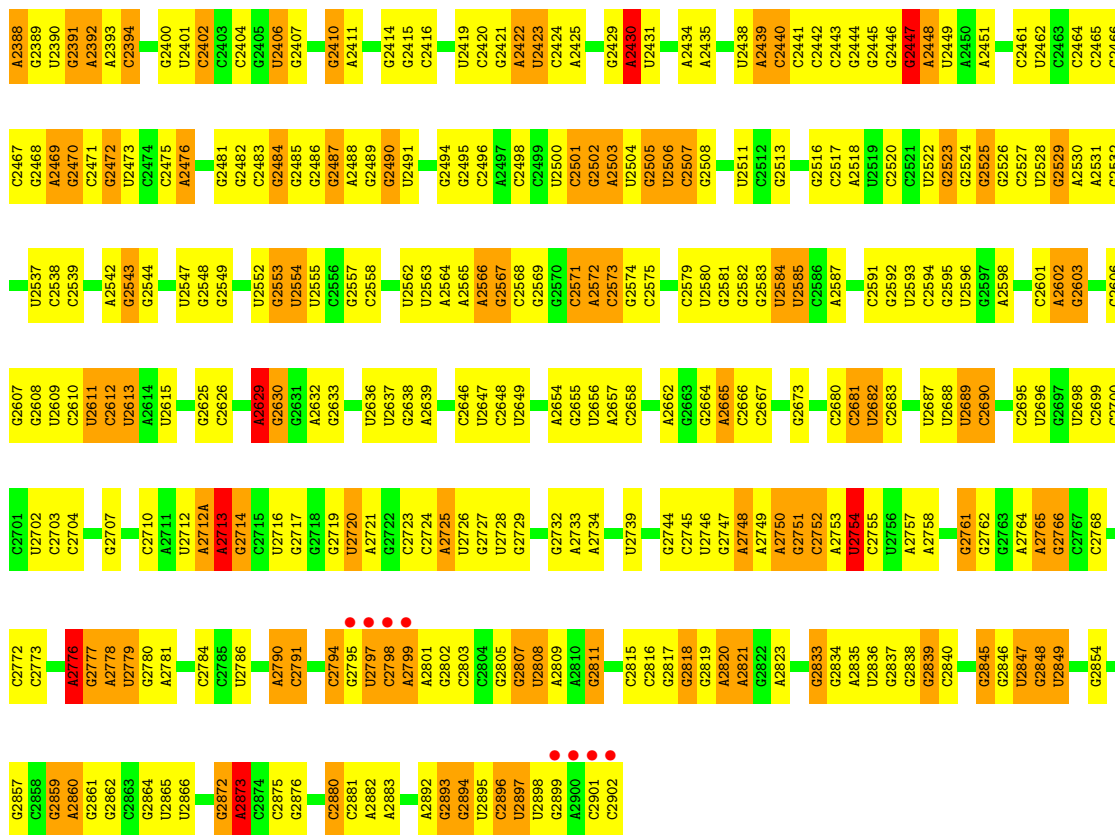
• Molecule 25: RNA (2912-MER)



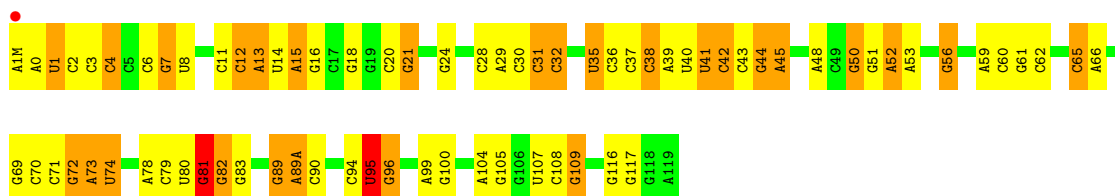


G1248	U1249	G1250	C1251	G1252	A1253	G1254	U1255	C1256	C1257	U1262	U1263	A1265	G1266	U1267	A1268	A1269	C1270	G1271	A1272	U1273	G1274	A1275	A1276	G1277	A1278	G1279	G1283	A1284	G1285	A1286	A1287	U1288	U1292	C1293	C1298	G1299	U1300	A1301	C1304	G1309	G1310	G1311	U1312	U1313	C1314	G1319	C1320	A1321	A1322	U1323	A1324	G1324																																																									
G1173	A1174	U1175	G1176	U1177	A1178	C1179	C1180	U1181	G1182	U1187	U1188	A1189	G1190	G1191	U1198	U1199	C1200	C1201	G1202	G1203	A1204	U1205	A1210	G1211	U1212	G1213	A1214	G1215	G1216	C1217	G1218	G1219	A1220	C1221	C1222	G1223	G1224	C1225	G1226	G1229A	G1235	G1236	A1237	G1238	U1239	U1240	A1241	G1244	G1245	A1246	A1247																																																										
C1102	A1103	C1104	U1105	G1106	A1107	U1108	C1109	U1110	A1111	U1112	U1113	G1114	C1115	C1116	G1122	A1126	A1127	A1128	U1129	U1130	G1131	A1132	U1133	C1135	U1136	G1137	U1138	G1139	C1140	U1141	U1142	A1143	G1144	C1145	C1146	C1147	C1150	G1151	C1152	C1153	G1154	A1155	A1156	G1160	G1163	U1164	U1165	C1166	U1167	G1168	U1169	G1170	G1171																																																								
C1040	C1041	G1042	C1043	G1044	A1045	A1046	G1047	A1048	U1049	A1050	G1051	C1052	C1053	A1054	G1055	U1056	A1057	U1058	G1059	U1061	G1062	C1063	C1064	U1065	U1066	A1067	G1068	U1069	A1070	G1071	C1072	A1073	G1074	C1075	C1076	A1077	U1080	U1081	A1084	U1085	A1086	G1087	A1088	U1089	U1090	G1091	C1092	U1093	U1094	A1095	U1096	U1097	A1098	U1099	C1100	U1101																																																					
G976	G977	C978	G979	G980	A981	C982	A983	U984	C985	U986	G987	A988	G989	A990	C991	G992	G993	C994	C995	A996	G997	C998	U999	A1000	G1001	G1002	U1003	C1004	U1005	G1006	C1007	C1008	A1009	A1010	G1011	U1012	A1013	U1016	G1017	C1018	U1019	A1020	A1021	G1022	U1023	G1024	U1025	U1026	A1027	A1028	A1029	U1033	G1034	U1035	G972	A973	U989	A990	C974A	G1039																																																	
C838	U839	A840	C841	G842	G843	C844	G845	C846	U847	G848	U849	G850	U851	G854	G855	C856	C857	U858	U859	U860	A861	G862	A863	G864	C865	U866	U867	A868	U869	A870	U871	A872	G873	U877	A878	G879	G880	G881	G882	G883	C884	C885	U886	A887	C888	C889	A890	G892	C893	C894	U895	G896	C897	C898	A899	A900	A901																																																				
A705	A706	G707	C708	U709	G710	G715	A716	G717	C718	A719	U720	C721	A722	G723	U724	G725	G726	G729	C730	A731	G732	G733	A734	C737	A740	G741	G742	G743	G744	G745	A746	U747	G748	A751	A752	C753	C754	G755	C756	U757	A761	U762	G763	A764	G765	C766	U767	G768	C769	A770	G770	C771	U772	U773																																																							
A653	A654	A655A	A656A	G657A	G658A	C659A	C660A	C661A	C662A	C663A	C664A	C665A	C666A	C667A	C668A	C669A	C670A	C671A	C672A	C673A	C674A	C675A	C676A	C677A	C678A	C679A	C680A	C681A	C682A	C683A	C684A	C685A	C686A	C687A	C688A	C689A	C690A	C691A	C692A	C693A	C694A	C695A	C696A	C697A	C698A	C699A	C700A	C701A	C702A	C703A	C704A																																																										
U588	C589	A590	C591	G592	G593	U594	C595	G598	U599	G600	C601	G602	A603	G604	C605	A606	U607	A608	A609	G609A	C610	U611	G612	U613	U614	U615	U616	U617	U618	U619	U620	A621	U622	A627	G628	G629	G630	A631	A632	A633	C634	C635	G636	A637	A638	U639	U640	A644	C645	A646	G647	G648	G649	C650	A651	A652	C652	C653	C654	C655	C656	C657	C658	C659	C660	C661	C662	C663	C664	C665	C666	C667	C668	C669	C670	C671	C672	C673	C674	C675	C676	C677	C678	C679	C680	C681	C682	C683	C684	C685	C686	C687	C688	C689	C690	C691	C692	C693	C694	C695	C696	C697	C698	C699	C700	C701	C702	C703	C704
U350	G351	C352	G353	C354	G355	G356	G360	C361	U362	G363	A363A	G363B	G363C	U363E	A363F	C364	G370	A371	G372	U373	A374	C375	C376	U383	U384	C385	G386	C389	C392	A393	U395	G396	G399	A400	A401	U405	A406	C409	G410	G411	A412	C413	A340	C414	A415	C419	U420	C421	C422	C423	A324	U328	G329	A330	A331	G332	C333	C334	C337	G338	U339	A340	G341	G342	C343	G344	G349																																										

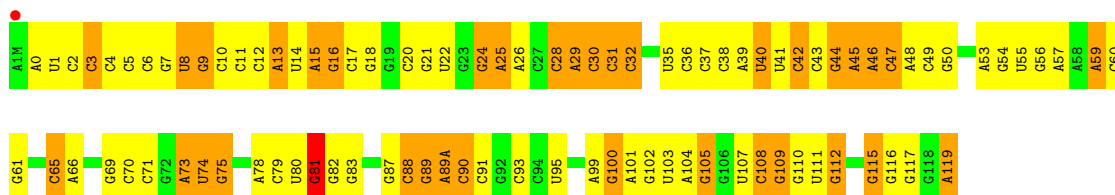
G1325	G1326	G1327	G1328	G1329	G1330	G1331	G1332	G1336	G1337	G1338	G1339	G1340	G1341	G1342	G1345	G1346	G1347	G1348	G1349	G1350	G1351	G1352	G1356	G1357	G1358	G1359	G1360	G1365	G1368	G1371	G1372	G1378	G1379	G1384	G1385	G1386	G1387	G1388	G1389	G1390	G1391	G1392	G1393	G1394	G1395	G1396	G1397	G1401	G1402	G1403																																																																																														
C1404	U1405	U1406	U1407	U1408	U1409	U1410	U1411	U1412	U1413	U1414	U1415	U1416	U1417	U1418	U1419	U1420	U1421	U1422	U1423	U1424	U1425	U1426	U1427	U1428	U1429	U1430	U1431	U1432	U1433	U1434	U1435	U1436	U1437	U1438	U1439	U1440	U1441	U1442	U1443	U1444	U1445	U1446	U1447	U1448	U1449	U1450	U1451	U1452	U1453	U1454	U1455	U1456	U1457	U1458	U1459	U1460	U1461	U1462	U1463	U1464	U1465	U1466	U1467	U1468	U1469	U1470	U1471	U1472	U1473	U1474																																																																										
G1475	C1476	C1477	G1478	C1479	C1480	C1481	C1482	C1483	C1484	C1485	C1486	C1487	C1488	C1489	C1490	C1491	C1492	C1493	C1494	C1495	C1496	C1499	C1500	C1501	C1502	C1503	C1504	C1505	C1506	C1507	C1508	C1509	C1510	C1515	C1519	C1520	C1521	C1522	C1527	C1528	C1529	C1530	C1531	C1532	C1533	C1534	C1535	C1536	C1537	C1538	C1539	C1540	C1541	C1542	C1543	C1544																																																																																								
A1545	A1546	C1546	C1547	C1548	A1553	A1554	C1557	C1558	C1559	C1560	A1566	A1567	C1568	C1569	C1570	C1571	C1572	C1573	C1574	C1575	C1576	C1577	C1578	C1579	C1580	C1581	C1582	C1583	C1584	C1585	C1586	C1587	C1588	C1589	C1593	C1594	C1595	A1596	A1597	C1598	C1599	C1600	U1602	C1606	C1607	C1608	C1609	C1610	C1611	C1612	C1613	C1614	C1615	C1616	C1617	C1618	C1619	C1620	C1621	C1622	C1623	C1624	C1625	C1626	C1627	C1628	C1629	C1630	C1631	C1632	C1633	C1634	C1635	C1636	C1637	C1638	C1639	C1640	C1641	C1642	C1643	C1644	C1645	C1646	C1647	C1648	C1649	C1650	C1651	C1652	C1653	C1654	C1655	C1656	C1657	C1658	C1659	C1660	C1661	C1662	C1663	C1664	C1665	C1666	C1667	C1668	C1669	C1670	C1671	C1672	C1673	C1674	C1675	C1676	C1677	C1678	C1679	C1680	C1681	C1682	C1683	C1684	C1685	C1686	C1687	C1688	C1689	C1690	C1691	C1692	C1693	C1694	C1695	C1696	C1697	C1698	C1699	C1700	C1701	C1702				
G1703	G1704	G1705	U1706	U1716	G1717	G1718	G1725	G1726	G1727	G1728	G1729	G1730	G1731	G1741	G1742	G1743	G1750	C1751	G1756	G1757	G1758	A1759	C1762	C1763	G1764	C1767	U1768	G1769	G1770	G1771	G1772	A1773	C1774	U1775	G1776	U1777	U1778	U1779	A1780	C1781	C1782	A1783	A1784	A1785	A1786	A1791	U1794	C1795	U1796	C1797	C1800	G1801	A1802	U1805	A1806	G1807	U1808	A1809	G1810	A1811	A1812	G1816	A1817	A1818	A1819	A1820	A1821	G1826	C1827	C1828	C1829	G1830	G1831	C1832	C1833	C1834	C1835	C1836	C1837	C1838	C1839	C1844	A1847	A1853	A1854	G1855	G1856	G1857	G1858	A1859	G1860	G1861	G1862	G1863	G1864	G1869	A1870	A1871	A1872	A1873	A1874	A1875	A1876	A1877	A1878	A1879	A1880	A1881	A1882	A1883	A1884	A1885	A1886	A1887	A1888	A1889	A1890	A1891	A1892	A1893	A1894	A1899	G2010	G2011	G2012	G2013	A2014	A2015	A2016	A2017	G2018	G2023	G2024	G2025	G2026	G2027	A2030	A2031	G2032	A2033	C2036	G2037	G2038	G2039
G1883	A1884	G1888	A1889	A1890	G1896	G1897	G1898	G1899	A1900	A1901	C1902	G1903	G1906	G1907	C1908	C1909	A1913	C1914	U1915	A1916	U1917	G1989	C1990	A1991	G1992	U1993	C1994	C1999	G2010	U2011	G2012	A2013	U1931	A1932	G1933	G1934	G1935	A1936	A1937	A1938	U1939	U1940	C2026	G2027	A2030	A2031	G2032	A2033	C2036	G2037	G2038	U1951																																																																																												
A1952	U1955	U1956	C1957	C1958	U1963	G1964	A1965	A1966	C1967	G1968	A1969	A1970	A1971	A1972	G1973	C1974	A1977	A1978	C1979	G1980	A1981	G1989	C1990	A1991	G1992	U1993	C1994	C1999	G2010	U2011	G2012	A2013	U1931	A1932	G1933	G1934	G1935	A1936	A1937	A1938	U1939	U1940	C2026	G2027	A2030	A2031	G2032	A2033	C2036	G2037	G2038	G2039																																																																																												
C2040	U2041	A2042	C2043	G2048	G2049	G2052	G2053	A2054	C2055	G2056	A2057	A2058	A2059	A2060	G2061	A2062	C2063	C2064	C2065	C2066	G2067	U2068	G2069	A2070	A2071	U2074	U2075	U2076	A2082	G2087	U2092	G2093	C2097	U2098	U2099	G2100	C2103	G2104	C2105	G2106	C2107	C2108	C2111	C2112	G2113	U2113	A2114	G2115	A2116	C2117	U2118																																																																																													
A2119	G2120	G2121	U2122	G2123	G2124	G2125	A2126	U2127	G2128	C2129	U2130	G2131	U2132	G2133	A2134	A2135	A2136	C2137	C2138	C2139	G2140	G2141	C2142	C2143	U2144	C2145	C2146	G2147	G2148	G2149	U2150	G2151	G2152	G2153	G2154	G2155	G2156	G2157	A2158	G2159	G2160	C2161	C2163	C2164	G2165	G2166	U2167	G2168	A2169	A2170	A2171	U2172	G2173	A2174	C2175	A2176	C2177	U2180	G2181	G2182	G2183	G2184	G2185	G2186	G2187	G2188	U2189	G2190	G2191	G2192	G2193	U2196	U2197	A2198	A2199	C2205	U2208	C2209	C2210	G2211	C2212	A2213	G2215	G2216	U2219	C2220	G2221	G2222	C2225	C2226	A2227	G2228	U2232	U2233	G2234	C2238	G2239	C2240	A2241	G2242	U2245	G2246	A2247	C2248	U2249	G2250	G2251	G2252	C2253	G2254	G2255	C2258	G2259																															
C2260	C2261	U2262	C2263	C2264	A2267	A2268	A2269	G2270	G2271	U2272	A2273	A2274	G2275	G2276	G2279	C2280	C2281	C2282	C2283	C2284	C2285	C2286	A2287	C2288	C2289	C2290	C2291	C2292	C2293	U2296	C2297	A2298	G2299	G2300	G2303	G2304	A2305	C2306	G2307	G2308	A2309	A2310	G2311	G2312	C2313	C2314	G2315	C2316	C2317	C2318	G2319	A2320	C2321	A2322	A2323	G2325	G2326	G2327	G2328	G2329	G2330	G2331	G2332	G2333	G2334	G2335	G2336	G2337	G2338	G2339	G2340	G2341	C2342	C2343	U2344	C2345	A2346	C2347	U2348	C2349	C2350	A2352	C2353	G2354	C2355	C2356	U2357	C2358	C2359	A2360	C2364	G2365	A2366	G2367	G2371	G2372	C2373	C2374	G2375	A2376	A2377	A2378	G2379	C2380	C2381	C2382	G2383	G2384	C2385	A2386	A2387	G2388	G2389	G2390	G2391	G2392	G2393	G2394	G2395	G2396	G2397	G2398	G2399	G2400																				
C2324	G2325	C2326	A2327	A2328	G2329	G2330	G2331	G2332	G2333	G2334	G2335	G2336	G2337	G2338	G2339	G2340	G2341	C2342	C2343	U2344	C2345	A2346	C2347	U2348	C2349	C2350	A2352	C2353	G2354	C2355	C2356	U2357	C2358	C2359	A2360	C2364	G2365	A2366	G2367	G2371	G2372	C2373	C2374	G2375	A2376	A2377	A2378	G2379	C2380	C2381	C2382	G2383	G2384	C2385	A2386	A2387	G2388	G2389	G2390	G2391	G2392	G2393	G2394	G2395	G2396	G2397	G2398	G2399	G2400																																																																											



• Molecule 26: 5S RIBOSOMAL RNA

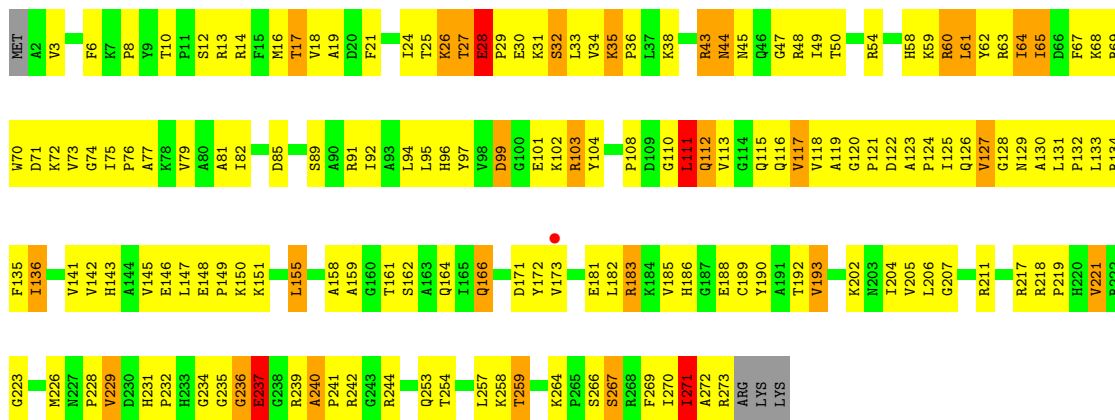


• Molecule 26: 5S RIBOSOMAL RNA

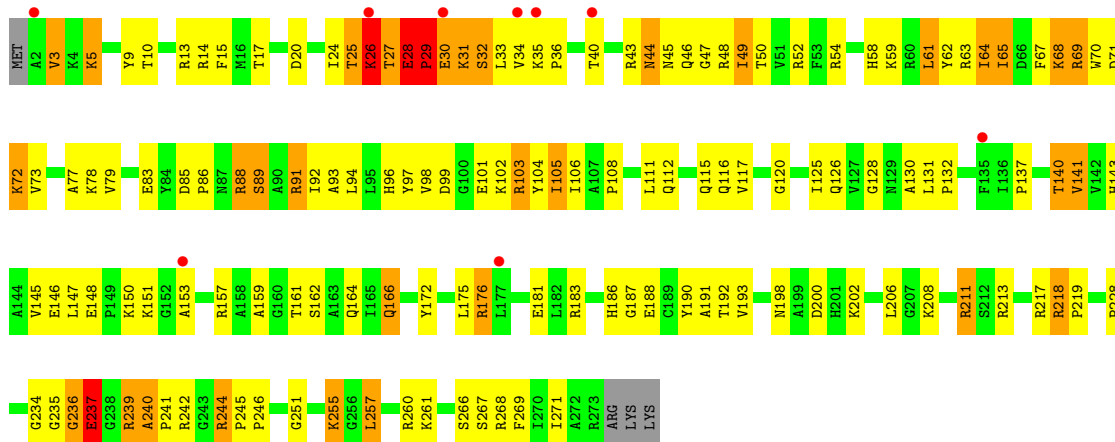


• Molecule 27: 50S ribosomal protein L2

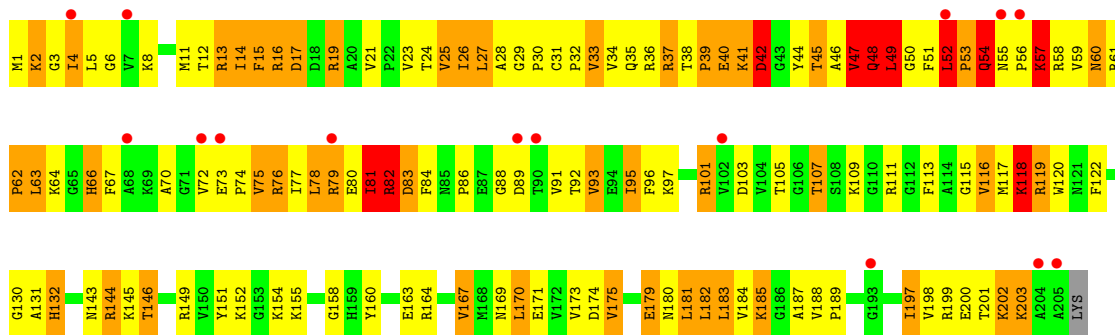





• Molecule 27: 50S ribosomal protein L2

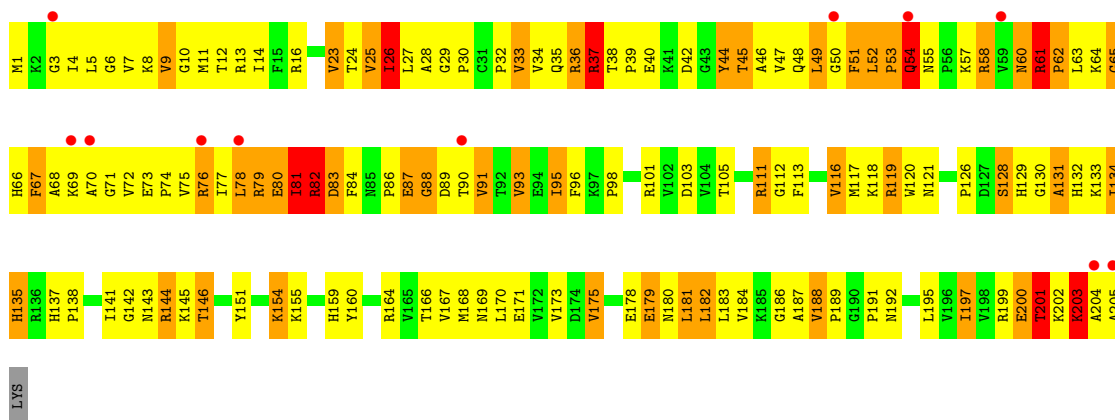


• Molecule 28: 50S ribosomal protein L3

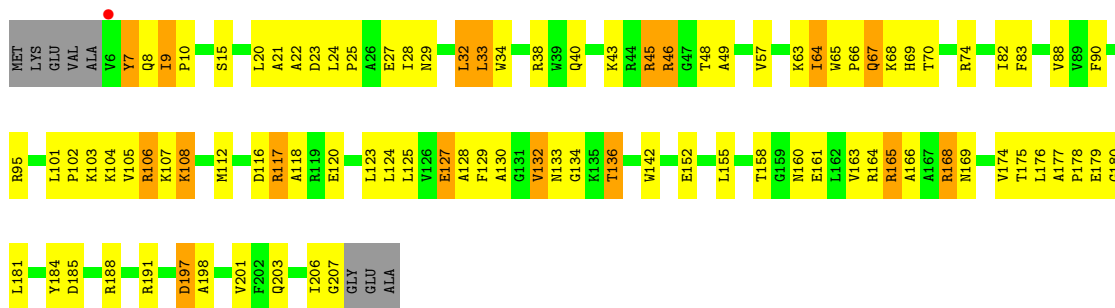


• Molecule 28: 50S ribosomal protein L3

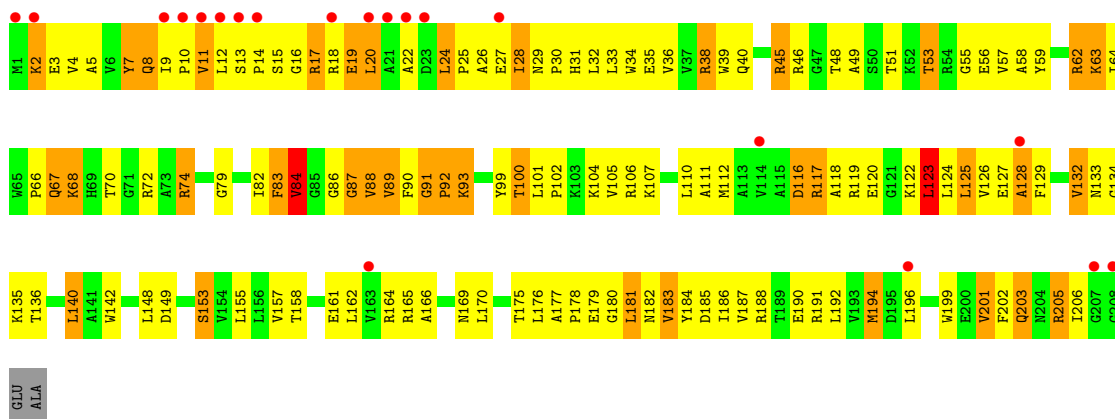




• Molecule 29: 50S ribosomal protein L4

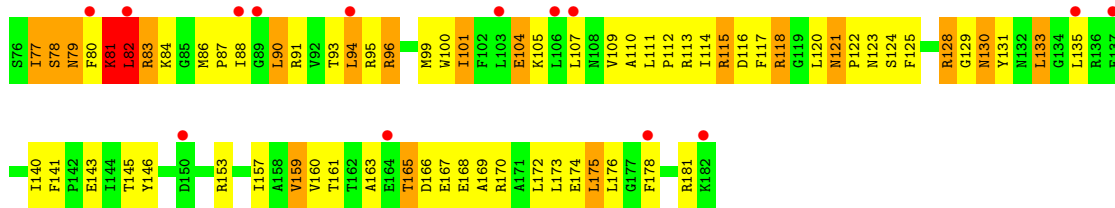


• Molecule 29: 50S ribosomal protein L4

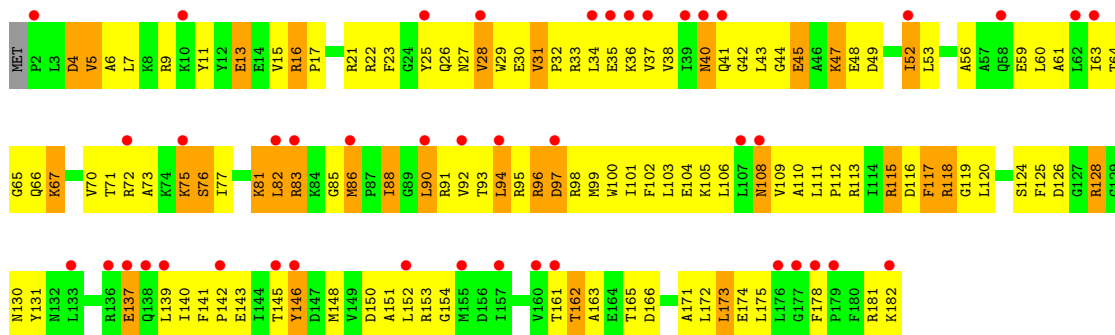


• Molecule 30: 50S ribosomal protein L5

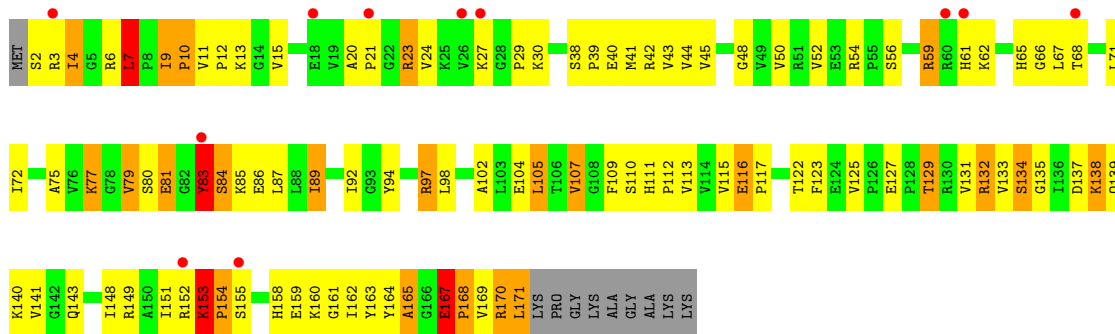




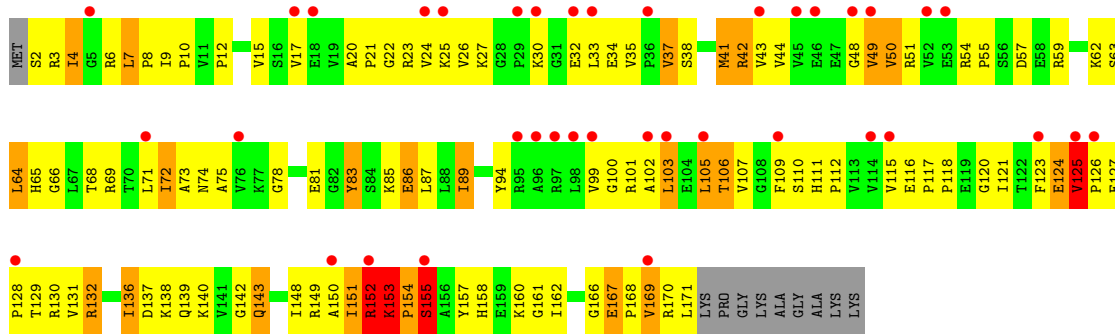
• Molecule 30: 50S ribosomal protein L5



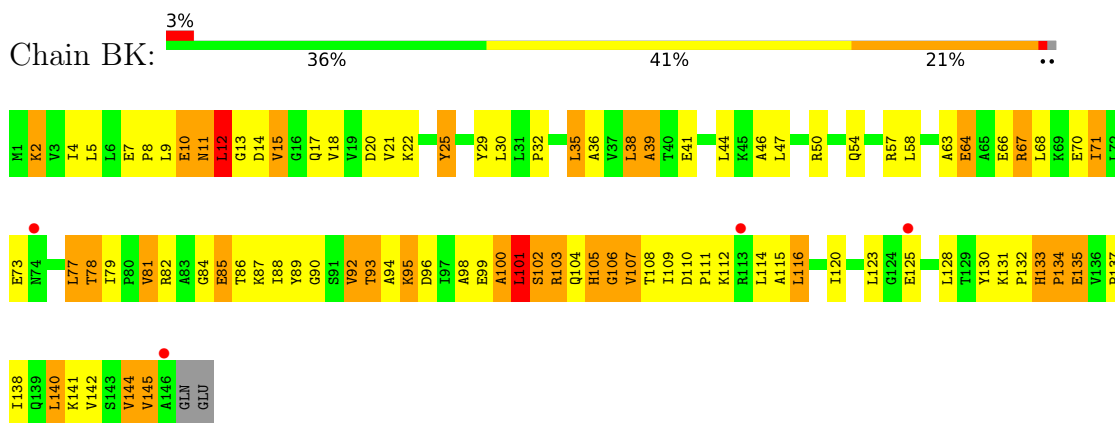
• Molecule 31: 50S ribosomal protein L6



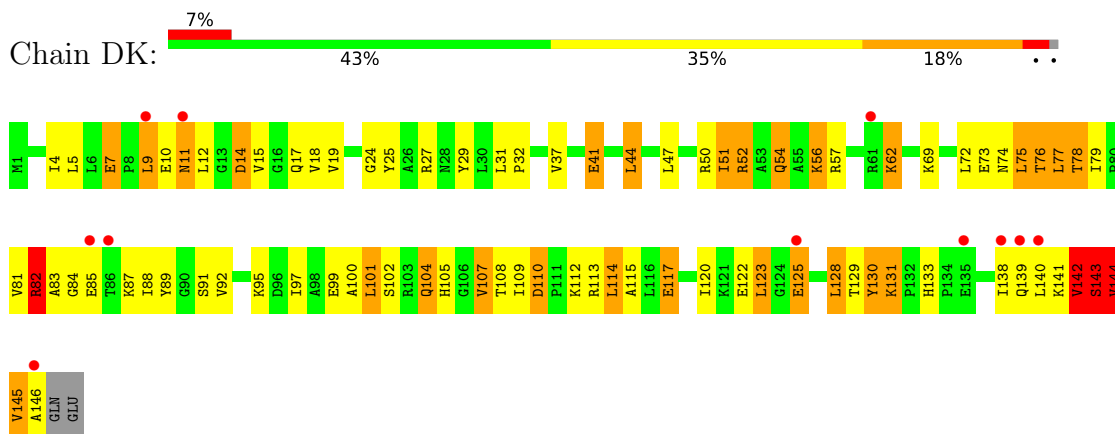
• Molecule 31: 50S ribosomal protein L6



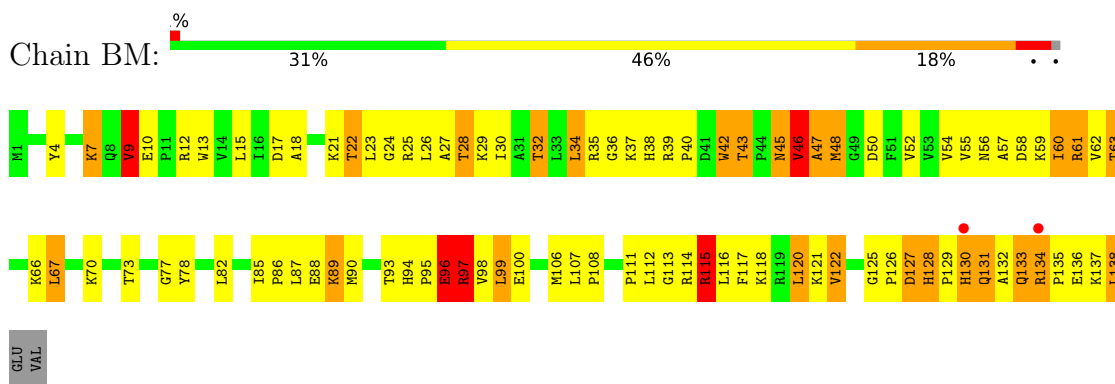
## ● Molecule 32: 50S ribosomal protein L9



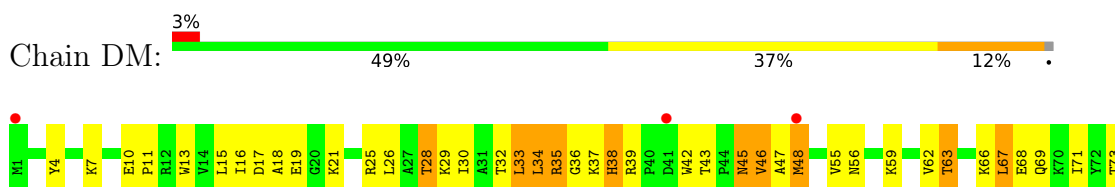
## ● Molecule 32: 50S ribosomal protein L9



## ● Molecule 33: 50S ribosomal protein L13



## ● Molecule 33: 50S ribosomal protein L13





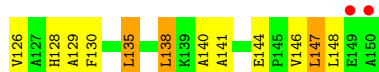
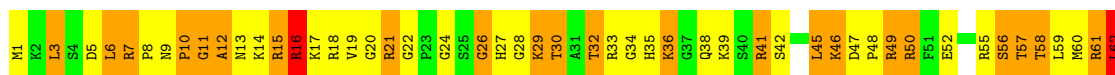
• Molecule 34: 50S ribosomal protein L14



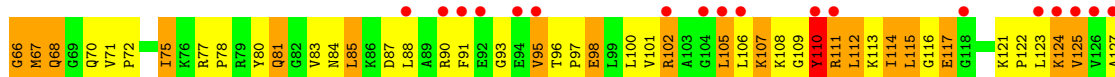

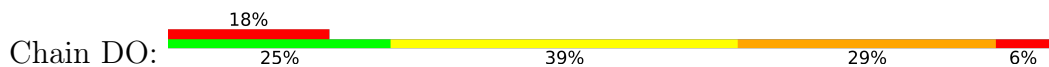
• Molecule 34: 50S ribosomal protein L14



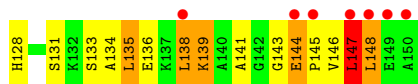
• Molecule 35: 50S ribosomal protein L15



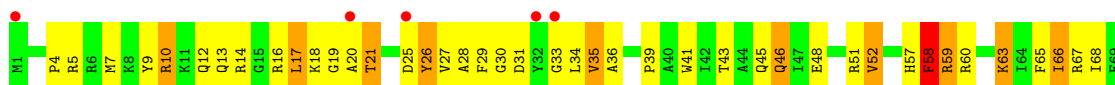
• Molecule 35: 50S ribosomal protein L15



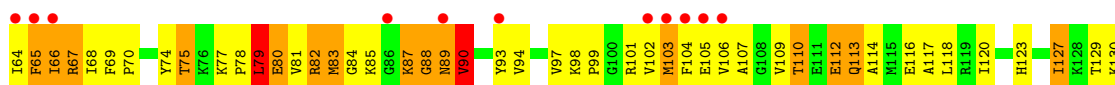
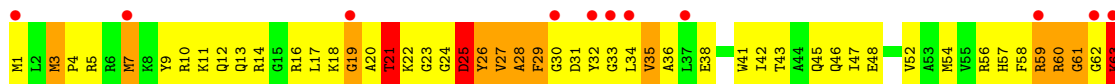




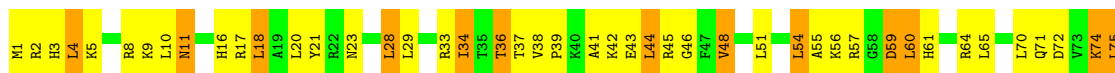
- Molecule 36: 50S ribosomal protein L16



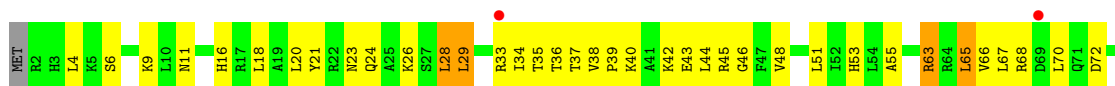
- Molecule 36: 50S ribosomal protein L16



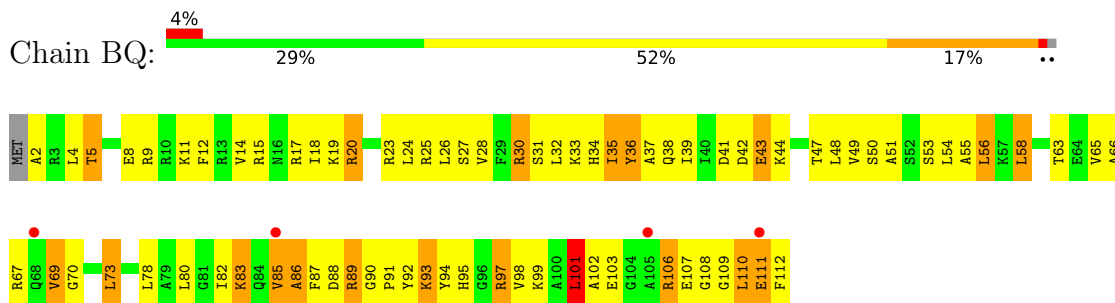
- Molecule 37: 50S ribosomal protein L17



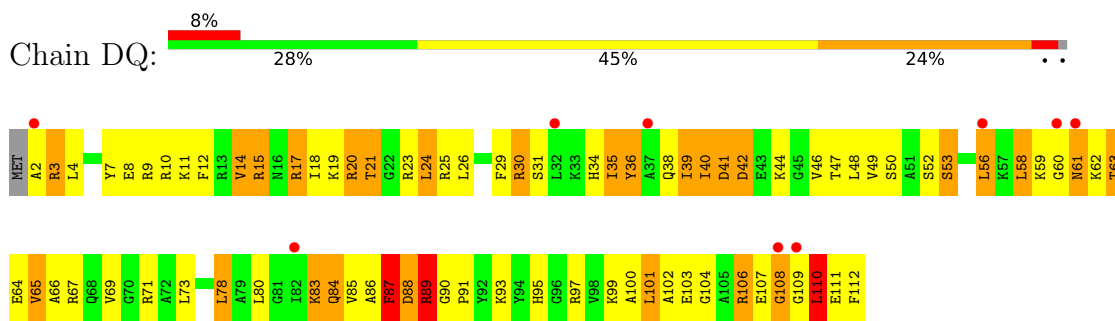
- Molecule 37: 50S ribosomal protein L17



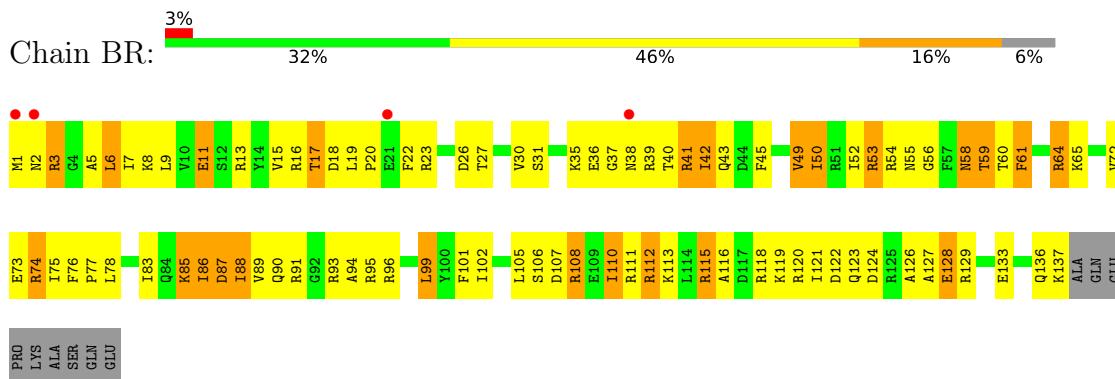
- Molecule 38: 50S ribosomal protein L18



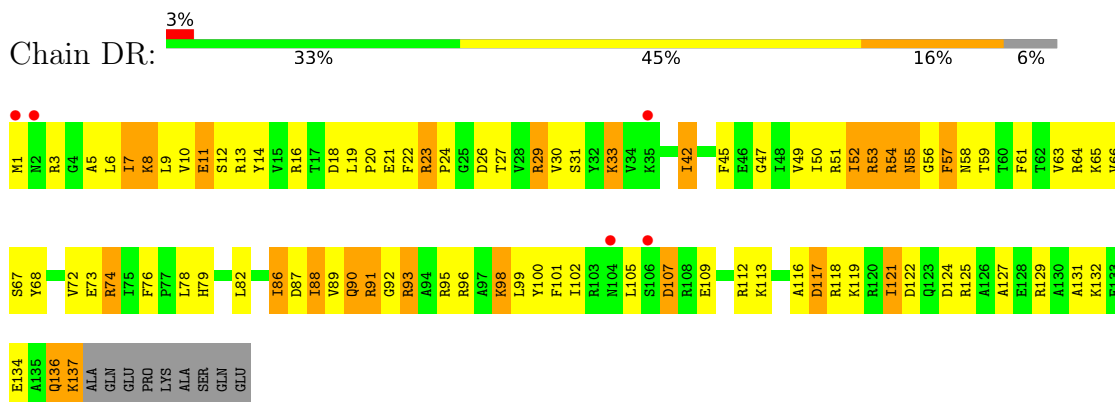
- Molecule 38: 50S ribosomal protein L18



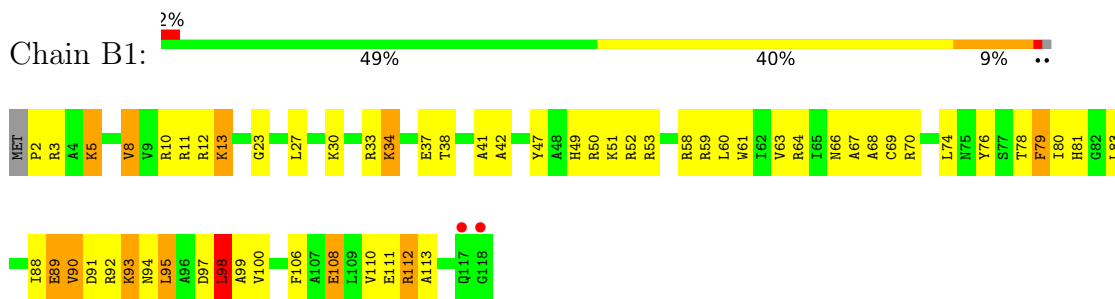
- Molecule 39: 50S ribosomal protein L19



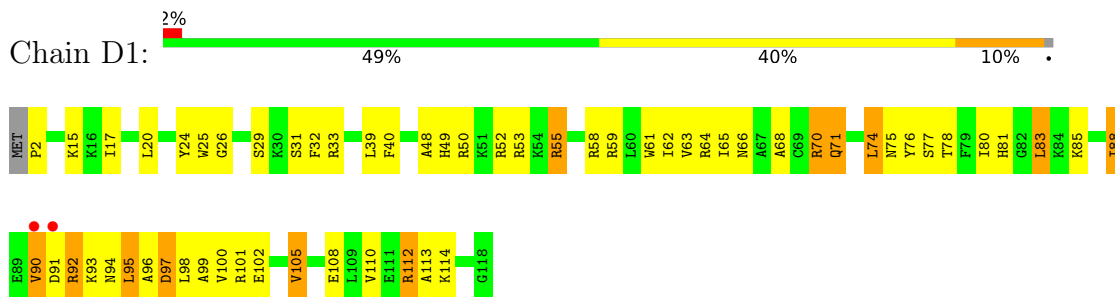
- Molecule 39: 50S ribosomal protein L19



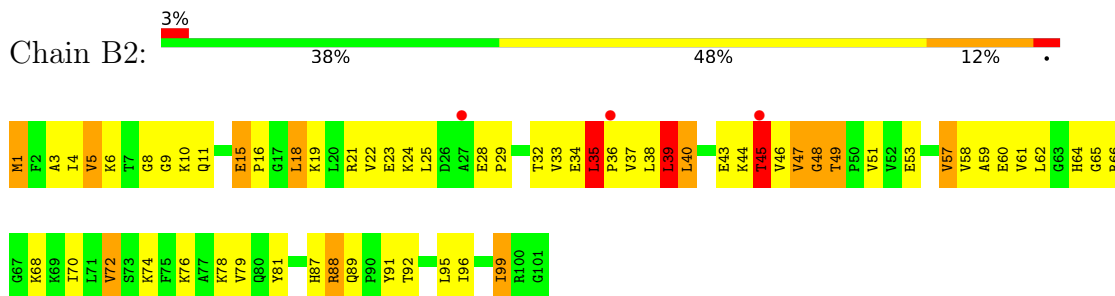
- Molecule 40: 50S ribosomal protein L20



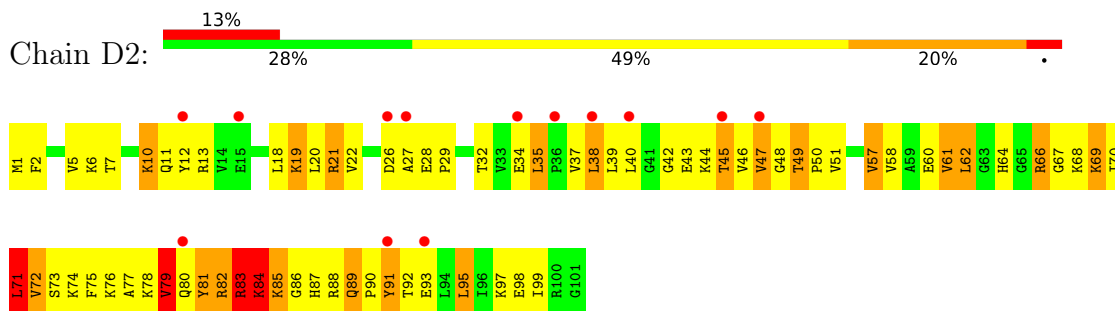
- Molecule 40: 50S ribosomal protein L20



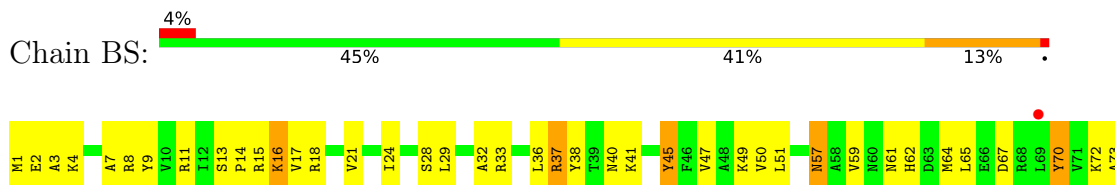
- Molecule 41: 50S ribosomal protein L21



- Molecule 41: 50S ribosomal protein L21



- Molecule 42: 50S ribosomal protein L22

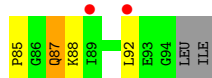
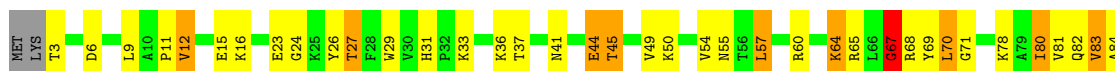




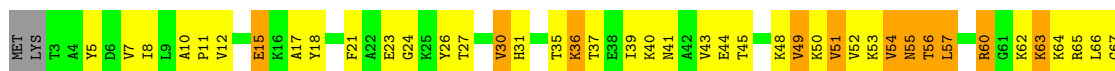
- Molecule 42: 50S ribosomal protein L22



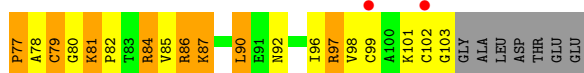
- Molecule 43: 50S ribosomal protein L23



- Molecule 43: 50S ribosomal protein L23

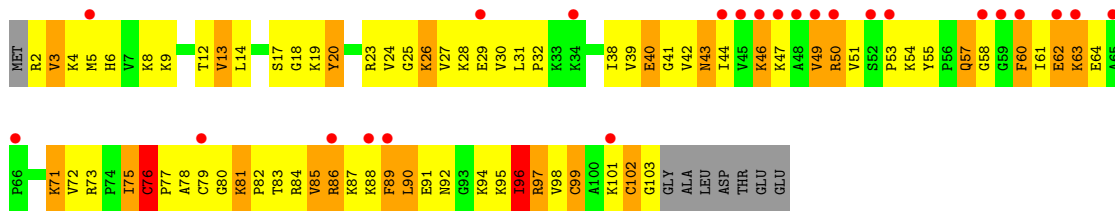


- Molecule 44: 50S ribosomal protein L24

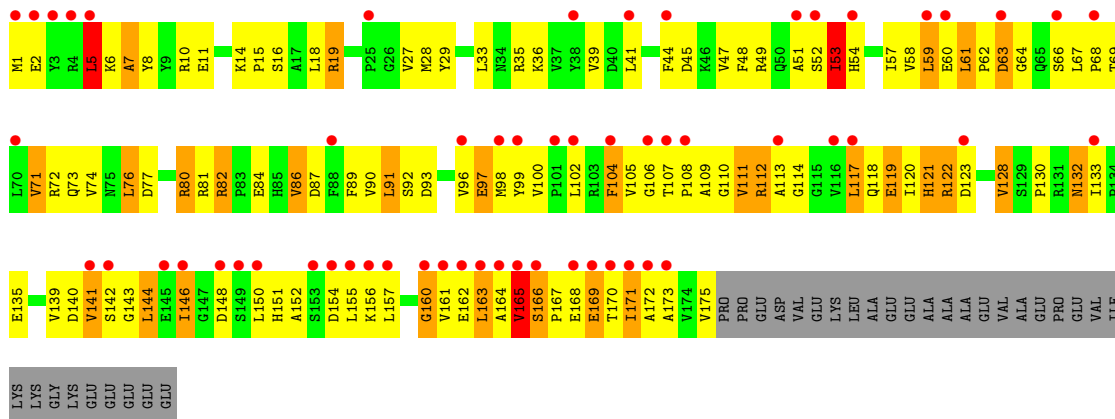


- Molecule 44: 50S ribosomal protein L24

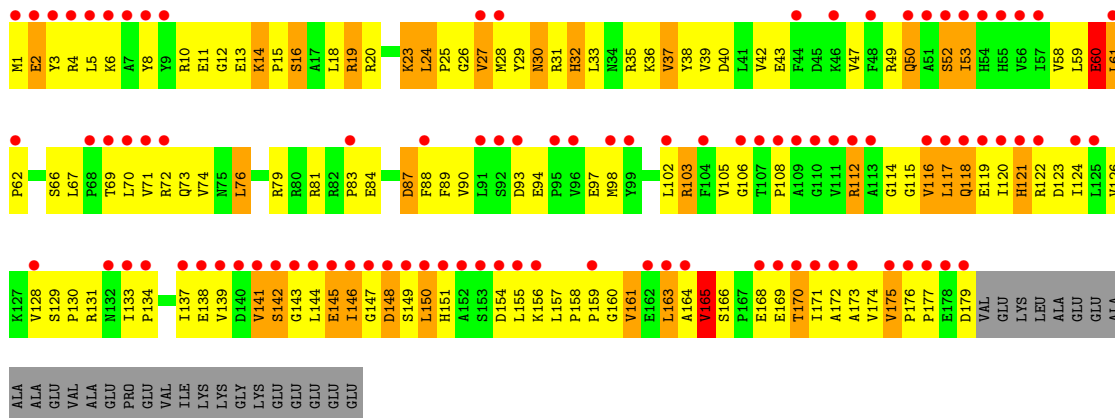





• Molecule 45: 50S ribosomal protein L25

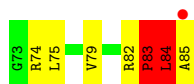


• Molecule 45: 50S ribosomal protein L25

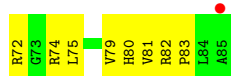
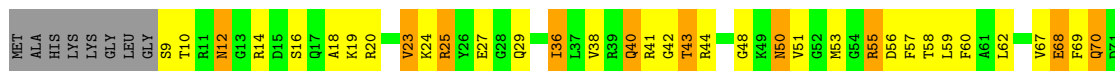


• Molecule 46: 50S ribosomal protein L27

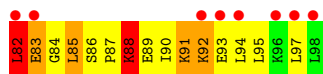





• Molecule 46: 50S ribosomal protein L27



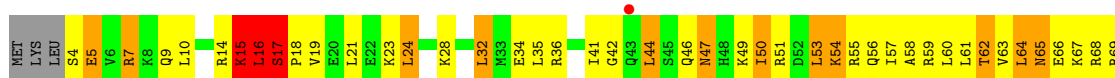
• Molecule 47: 50S ribosomal protein L28



• Molecule 47: 50S ribosomal protein L28




• Molecule 48: 50S ribosomal protein L29

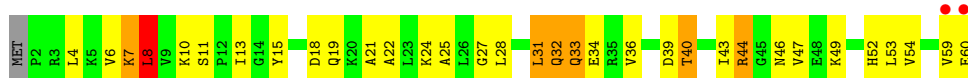


• Molecule 48: 50S ribosomal protein L29





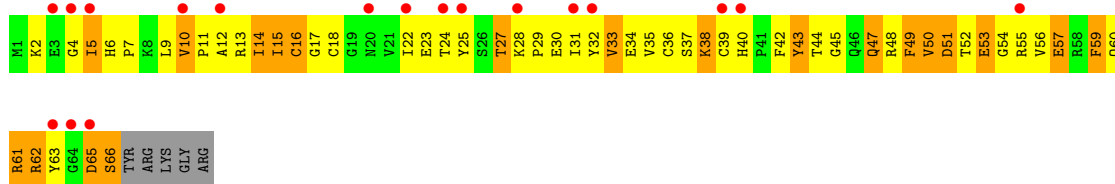
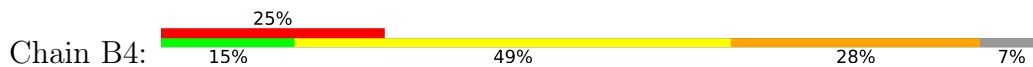
• Molecule 49: 50S ribosomal protein L30



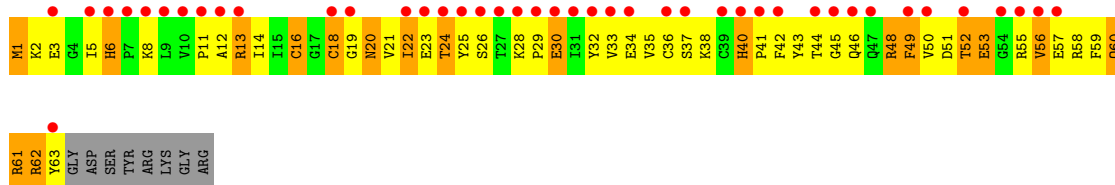
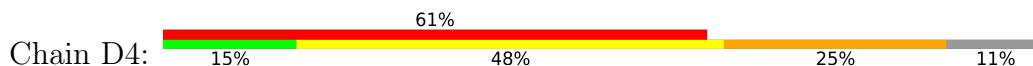
• Molecule 49: 50S ribosomal protein L30



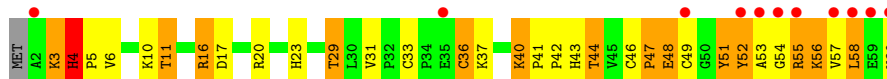
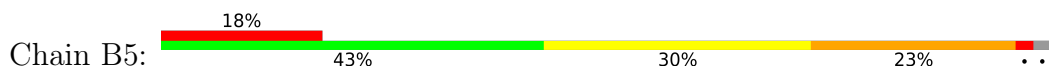
• Molecule 50: 50S ribosomal protein L31



• Molecule 50: 50S ribosomal protein L31



• Molecule 51: 50S ribosomal protein L32

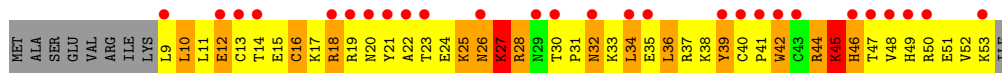


• Molecule 51: 50S ribosomal protein L32

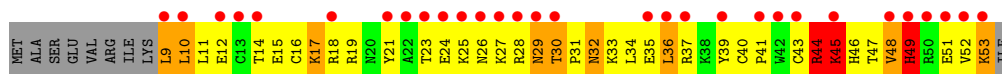
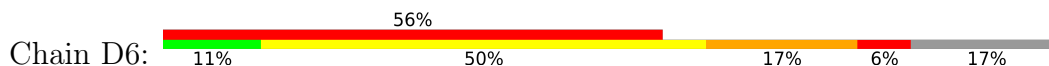




• Molecule 52: 50S ribosomal protein L33



• Molecule 52: 50S ribosomal protein L33



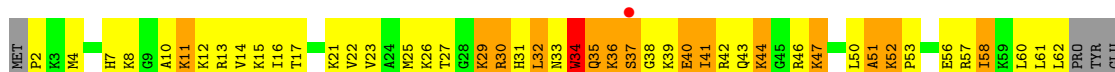
• Molecule 53: 50S ribosomal protein L34



• Molecule 53: 50S ribosomal protein L34



• Molecule 54: 50S ribosomal protein L35



• Molecule 54: 50S ribosomal protein L35





## 4 Data and refinement statistics

Property	Value	Source
Space group	P 21 21 21	Depositor
Cell constants a, b, c, $\alpha$ , $\beta$ , $\gamma$	210.00Å 450.05Å 621.46Å 90.00° 90.00° 90.00°	Depositor
Resolution (Å)	153.53 – 3.00 153.53 – 3.00	Depositor EDS
% Data completeness (in resolution range)	94.1 (153.53-3.00) 93.7 (153.53-3.00)	Depositor EDS
$R_{merge}$	0.25	Depositor
$R_{sym}$	(Not available)	Depositor
$\langle I/\sigma(I) \rangle$ <sup>1</sup>	1.44 (at 3.01Å)	Xtrriage
Refinement program	PHENIX 1.7.1_743	Depositor
R, $R_{free}$	0.211 , 0.272 0.209 , 0.247	Depositor DCC
$R_{free}$ test set	2000 reflections (0.17%)	wwPDB-VP
Wilson B-factor (Å <sup>2</sup> )	77.4	Xtrriage
Anisotropy	0.190	Xtrriage
Bulk solvent $k_{sol}$ (e/Å <sup>3</sup> ), $B_{sol}$ (Å <sup>2</sup> )	0.27 , 67.8	EDS
L-test for twinning <sup>2</sup>	$\langle  L  \rangle = 0.47$ , $\langle L^2 \rangle = 0.30$	Xtrriage
Estimated twinning fraction	No twinning to report.	Xtrriage
$F_o, F_c$ correlation	0.94	EDS
Total number of atoms	299552	wwPDB-VP
Average B, all atoms (Å <sup>2</sup> )	100.0	wwPDB-VP

Xtrriage's analysis on translational NCS is as follows: *The largest off-origin peak in the Patterson function is 1.45% of the height of the origin peak. No significant pseudotranslation is detected.*

<sup>1</sup>Intensities estimated from amplitudes.

<sup>2</sup>Theoretical values of  $\langle |L| \rangle$ ,  $\langle L^2 \rangle$  for acentric reflections are 0.5, 0.333 respectively for untwinned datasets, and 0.375, 0.2 for perfectly twinned datasets.

## 5 Model quality

### 5.1 Standard geometry

Bond lengths and bond angles in the following residue types are not validated in this section: MG, ZN

The Z score for a bond length (or angle) is the number of standard deviations the observed value is removed from the expected value. A bond length (or angle) with  $|Z| > 5$  is considered an outlier worth inspection. RMSZ is the root-mean-square of all Z scores of the bond lengths (or angles).

Mol	Chain	Bond lengths		Bond angles	
		RMSZ	# $ Z  > 5$	RMSZ	# $ Z  > 5$
1	AA	0.44	5/36234 (0.0%)	0.91	68/56554 (0.1%)
1	CA	0.42	1/36237 (0.0%)	0.90	79/56558 (0.1%)
2	AE	0.29	0/1959	0.56	0/2642
2	CE	0.28	0/1959	0.53	0/2642
3	AF	0.33	0/1629	0.53	0/2195
3	CF	0.31	0/1636	0.54	0/2205
4	AG	0.49	2/1733 (0.1%)	0.62	1/2318 (0.0%)
4	CG	0.38	0/1733	0.61	0/2318
5	AH	0.35	0/1171	0.58	0/1576
5	CH	0.34	0/1171	0.56	0/1576
6	AI	0.33	0/856	0.55	0/1154
6	CI	0.32	0/856	0.54	0/1154
7	AJ	0.29	0/1276	0.50	0/1709
7	CJ	0.28	0/1276	0.45	0/1709
8	AK	0.33	0/1136	0.60	0/1527
8	CK	0.27	0/1136	0.51	0/1527
9	AL	0.29	0/1029	0.52	0/1379
9	CL	0.29	0/1029	0.53	0/1379
10	AM	0.31	0/814	0.59	1/1095 (0.1%)
10	CM	0.28	0/814	0.54	0/1095
11	AN	0.33	0/900	0.57	0/1213
11	CN	0.31	0/900	0.56	0/1213
12	AO	0.40	0/991	0.68	1/1327 (0.1%)
12	CO	0.35	0/991	0.60	0/1327
13	AP	0.30	0/938	0.57	0/1258
13	CP	0.28	0/943	0.52	0/1265
14	AQ	0.42	0/501	0.66	1/664 (0.2%)
14	CQ	0.29	0/501	0.58	0/664
15	AR	0.35	0/745	0.58	0/992
15	CR	0.30	0/745	0.51	0/992
16	AS	0.29	0/721	0.53	0/970
16	CS	0.31	0/721	0.58	0/970

Mol	Chain	Bond lengths		Bond angles	
		RMSZ	# Z  >5	RMSZ	# Z  >5
17	AT	0.35	0/847	0.54	0/1131
17	CT	0.31	0/847	0.51	0/1131
18	AU	0.34	0/596	0.64	0/790
18	CU	0.35	0/596	0.59	0/790
19	AV	0.33	0/638	0.59	0/860
19	CV	0.31	0/638	0.65	0/860
20	AW	0.29	0/765	0.52	0/1007
20	CW	0.32	0/765	0.63	0/1007
21	AX	0.28	0/221	0.55	0/288
21	CX	0.28	0/221	0.49	0/288
22	AB	1.15	2/2080 (0.1%)	1.41	25/3242 (0.8%)
22	CB	1.34	6/2080 (0.3%)	1.41	36/3242 (1.1%)
23	AC	1.12	3/1835 (0.2%)	1.69	56/2859 (2.0%)
23	AD	0.57	0/1835	0.97	7/2859 (0.2%)
23	CC	1.08	1/1835 (0.1%)	1.52	44/2859 (1.5%)
23	CD	0.61	0/1835	0.98	5/2859 (0.2%)
24	A1	1.43	2/226 (0.9%)	1.60	7/348 (2.0%)
24	C1	1.57	1/226 (0.4%)	1.73	5/348 (1.4%)
25	BA	0.59	15/70233 (0.0%)	1.07	285/109643 (0.3%)
25	DA	0.52	13/70122 (0.0%)	1.00	265/109469 (0.2%)
26	BB	0.49	0/2928	0.97	9/4568 (0.2%)
26	DB	0.44	0/2928	0.96	7/4568 (0.2%)
27	BD	0.50	0/2165	0.80	2/2919 (0.1%)
27	DD	0.46	0/2165	0.72	0/2919
28	BE	0.38	0/1601	0.67	2/2160 (0.1%)
28	DE	0.38	0/1601	0.69	0/2160
29	BF	0.43	0/1620	0.67	0/2194
29	DF	0.36	0/1662	0.65	0/2249
30	BG	0.36	0/1499	0.60	0/2016
30	DG	0.29	0/1499	0.54	0/2016
31	BH	0.36	0/1332	0.67	1/1802 (0.1%)
31	DH	0.28	0/1332	0.55	0/1802
32	BK	0.34	0/1151	0.68	1/1558 (0.1%)
32	DK	0.33	0/1151	0.66	1/1558 (0.1%)
33	BM	0.42	0/1131	0.69	0/1525
33	DM	0.29	0/1131	0.59	0/1525
34	BN	0.40	0/943	0.64	0/1269
34	DN	0.36	0/943	0.60	0/1269
35	BO	0.39	0/1162	0.76	0/1544
35	DO	0.32	0/1162	0.65	1/1544 (0.1%)
36	BP	0.52	0/1143	0.80	0/1527
36	DP	0.32	0/1143	0.54	0/1527
37	B0	0.39	0/982	0.69	0/1312

Mol	Chain	Bond lengths		Bond angles	
		RMSZ	# Z  >5	RMSZ	# Z  >5
37	D0	0.37	0/974	0.64	0/1302
38	BQ	0.42	0/892	0.70	1/1187 (0.1%)
38	DQ	0.30	0/892	0.62	1/1187 (0.1%)
39	BR	0.40	0/1155	0.66	0/1542
39	DR	0.37	0/1155	0.59	0/1542
40	B1	0.42	0/982	0.67	1/1306 (0.1%)
40	D1	0.34	0/982	0.57	0/1306
41	B2	0.42	0/790	0.74	2/1057 (0.2%)
41	D2	0.32	0/790	0.59	0/1057
42	BS	0.37	0/911	0.62	0/1220
42	DS	0.38	0/911	0.64	0/1220
43	BT	0.50	0/739	0.68	0/993
43	DT	0.47	0/739	0.62	0/993
44	BU	0.45	0/798	0.68	0/1064
44	DU	0.41	0/798	0.72	0/1064
45	BV	0.32	0/1427	0.63	0/1935
45	DV	0.28	0/1460	0.56	0/1982
46	B3	0.44	0/615	0.67	0/819
46	D3	0.39	0/621	0.61	0/827
47	BZ	0.42	0/770	0.73	1/1022 (0.1%)
47	DZ	0.39	0/770	0.70	0/1022
48	BW	0.53	0/560	0.72	0/741
48	DW	0.37	0/583	0.63	0/771
49	BX	0.36	0/474	0.64	1/635 (0.2%)
49	DX	0.32	0/474	0.53	0/635
50	B4	0.34	0/545	0.72	1/733 (0.1%)
50	D4	0.32	0/527	0.67	0/709
51	B5	0.43	0/473	0.69	0/639
51	D5	0.34	0/468	0.70	0/632
52	B6	0.43	0/396	0.70	0/529
52	D6	0.33	0/396	0.63	0/529
53	B7	0.46	0/438	0.68	0/575
53	D7	0.40	0/438	0.59	0/575
54	B8	0.52	0/494	0.71	0/649
54	D8	0.38	0/494	0.71	1/649 (0.2%)
All	All	0.51	51/324027 (0.0%)	0.93	919/485226 (0.2%)

Chiral center outliers are detected by calculating the chiral volume of a chiral center and verifying if the center is modelled as a planar moiety or with the opposite hand. A planarity outlier is detected by checking planarity of atoms in a peptide group, atoms in a mainchain group or atoms of a sidechain that are expected to be planar.

Mol	Chain	#Chirality outliers	#Planarity outliers
2	AE	0	3
2	CE	0	5
3	CF	0	1
4	AG	0	1
8	AK	0	1
10	AM	0	1
12	AO	0	2
14	AQ	0	1
14	CQ	0	2
15	AR	0	1
19	CV	0	1
20	CW	0	1
27	BD	0	6
27	DD	0	3
28	BE	0	1
28	DE	0	6
29	DF	0	2
30	BG	0	1
30	DG	0	1
31	BH	0	2
31	DH	0	2
32	BK	0	3
32	DK	0	4
33	BM	0	1
35	BO	0	4
35	DO	0	3
36	BP	0	3
37	D0	0	2
38	BQ	0	1
38	DQ	0	2
39	BR	0	2
40	B1	0	1
40	D1	0	1
41	B2	0	1
43	BT	0	1
44	DU	0	2
45	BV	0	3
45	DV	0	2
46	B3	0	2
48	BW	0	2
48	DW	0	1
50	B4	0	4
50	D4	0	2

*Continued on next page...*

*Continued from previous page...*

Mol	Chain	#Chirality outliers	#Planarity outliers
51	B5	0	1
51	D5	0	1
52	B6	0	1
52	D6	0	1
53	B7	0	1
54	B8	0	2
54	D8	0	1
All	All	0	99

All (51) bond length outliers are listed below:

Mol	Chain	Res	Type	Atoms	Z	Observed(Å)	Ideal(Å)
25	DA	1143	A	N7-C5	-11.10	1.32	1.39
4	AG	12	CYS	CB-SG	10.86	2.00	1.82
25	DA	2873	A	N7-C5	-10.30	1.33	1.39
25	DA	1342	A	N7-C5	-9.87	1.33	1.39
25	BA	2430	A	N9-C4	-9.40	1.32	1.37
22	CB	50	A	N9-C4	8.39	1.42	1.37
4	AG	26	CYS	CB-SG	8.33	1.96	1.82
23	CC	77	A	N9-C4	-8.02	1.33	1.37
25	BA	774	A	N9-C4	-7.18	1.33	1.37
22	CB	36	A	N9-C4	6.90	1.42	1.37
25	DA	783	A	N9-C4	-6.86	1.33	1.37
1	AA	1159	U	N1-C2	6.80	1.44	1.38
1	AA	1177	G	C5-C6	6.66	1.49	1.42
25	BA	783	A	C5-C6	-6.64	1.35	1.41
22	AB	69	A	N9-C4	6.47	1.41	1.37
25	BA	2287	A	N9-C4	-6.46	1.33	1.37
25	BA	528	A	N9-C4	-6.43	1.33	1.37
25	BA	676	A	N9-C4	-6.41	1.34	1.37
24	C1	13	U	N1-C2	6.33	1.44	1.38
25	DA	2287	A	N9-C4	-6.29	1.34	1.37
25	BA	807	U	C2-N3	6.26	1.42	1.37
25	BA	783	A	N9-C4	-6.26	1.34	1.37
23	AC	77	A	N9-C4	-6.08	1.34	1.37
25	DA	2681	C	N3-C4	-6.08	1.29	1.33
25	BA	1021	A	N9-C4	-6.07	1.34	1.37
24	A1	14	U	N1-C2	6.05	1.44	1.38
25	DA	2430	A	N9-C4	-6.01	1.34	1.37
23	AC	1	C	N1-C6	5.98	1.40	1.37
25	DA	9	U	C2-N3	5.93	1.42	1.37
1	CA	1177	G	C5-C6	5.92	1.48	1.42

*Continued on next page...*

Continued from previous page...

Mol	Chain	Res	Type	Atoms	Z	Observed(Å)	Ideal(Å)
22	AB	87	A	C5-C4	5.88	1.42	1.38
1	AA	1036	G	C5-C6	5.82	1.48	1.42
1	AA	1025	U	N3-C4	5.77	1.43	1.38
25	DA	807	U	C2-N3	5.62	1.41	1.37
25	BA	1899	G	N9-C4	-5.61	1.33	1.38
1	AA	1036	G	C6-O6	5.52	1.29	1.24
25	DA	2629	A	N7-C5	-5.52	1.35	1.39
25	BA	676	A	N3-C4	-5.46	1.31	1.34
25	BA	1899	G	C8-N7	5.39	1.34	1.30
23	AC	70	C	N1-C6	5.37	1.40	1.37
25	BA	783	A	N3-C4	-5.37	1.31	1.34
22	CB	69	A	N9-C4	5.34	1.41	1.37
22	CB	52	U	N1-C2	5.31	1.43	1.38
25	DA	2720	U	C2-N3	5.29	1.41	1.37
25	BA	1142(A)	A	N9-C4	-5.23	1.34	1.37
24	A1	13	U	N1-C2	5.21	1.43	1.38
22	CB	54	G	N7-C5	5.15	1.42	1.39
22	CB	40	G	C6-N1	5.08	1.43	1.39
25	BA	120	U	N3-C4	-5.08	1.33	1.38
25	DA	783	A	C5-C6	-5.04	1.36	1.41
25	DA	2503	A	C8-N7	5.00	1.35	1.31

All (919) bond angle outliers are listed below:

Mol	Chain	Res	Type	Atoms	Z	Observed(°)	Ideal(°)
25	BA	1899	G	N3-C4-N9	-15.77	116.54	126.00
1	AA	1025	U	C5-C4-O4	-15.29	116.72	125.90
1	AA	1177	G	N9-C4-C5	14.63	111.25	105.40
1	AA	1177	G	C4-C5-N7	-14.21	105.12	110.80
25	DA	1899	G	N3-C4-N9	-13.25	118.05	126.00
25	BA	783	A	C5-N7-C8	-13.12	97.34	103.90
25	DA	933	A	C6-C5-N7	-13.01	123.19	132.30
22	AB	87	A	N7-C8-N9	13.00	120.30	113.80
25	BA	1899	G	C8-N9-C1'	12.84	143.69	127.00
25	DA	2873	A	N1-C6-N6	12.47	126.08	118.60
1	CA	1036	G	N9-C4-C5	12.37	110.35	105.40
1	CA	1036	G	C5-C6-O6	12.37	136.02	128.60
25	DA	783	A	C5-N7-C8	-12.27	97.76	103.90
1	AA	1177	G	N1-C6-O6	-12.25	112.55	119.90
1	CA	1177	G	N9-C4-C5	12.23	110.29	105.40
25	DA	1602	U	C2-N3-C4	-12.13	119.72	127.00
1	CA	1025	U	C5-C4-O4	-12.12	118.63	125.90

Continued on next page...

*Continued from previous page...*

Mol	Chain	Res	Type	Atoms	Z	Observed(°)	Ideal(°)
1	AA	1036	G	C5-C6-O6	12.06	135.84	128.60
25	DA	933	A	C4-N9-C1'	11.91	147.74	126.30
23	AC	6	G	C8-N9-C4	11.81	111.13	106.40
1	CA	1177	G	C4-C5-N7	-11.64	106.14	110.80
1	AA	1036	G	C8-N9-C4	-11.63	101.75	106.40
1	CA	1036	G	C4-C5-N7	-11.60	106.16	110.80
25	DA	1899	G	C8-N9-C1'	11.53	141.99	127.00
1	AA	97	U	N1-C2-O2	11.42	130.79	122.80
25	BA	1899	G	N3-C4-C5	11.41	134.30	128.60
25	DA	2873	A	C6-C5-N7	-11.40	124.32	132.30
25	BA	633	A	N1-C6-N6	11.38	125.43	118.60
1	CA	993	G	N3-C4-N9	11.37	132.82	126.00
1	AA	1036	G	N9-C4-C5	11.32	109.93	105.40
25	DA	933	A	C8-N9-C1'	-11.29	107.38	127.70
22	AB	87	A	C8-N9-C4	-11.24	101.31	105.80
1	CA	1177	G	N1-C6-O6	-11.20	113.18	119.90
1	CA	1036	G	N1-C6-O6	-11.19	113.19	119.90
1	AA	1177	G	C5-C6-O6	11.18	135.31	128.60
25	BA	2447	G	C6-N1-C2	-11.17	118.40	125.10
1	AA	1036	G	C4-C5-N7	-11.13	106.35	110.80
25	DA	1143	A	C4-C5-C6	11.09	122.54	117.00
25	DA	2873	A	C4-C5-C6	10.97	122.48	117.00
25	BA	1899	G	C4-N9-C1'	-10.85	112.40	126.50
25	DA	1012	U	C2-N3-C4	-10.79	120.53	127.00
22	AB	87	A	C5-N7-C8	-10.79	98.51	103.90
25	BA	676	A	C2-N3-C4	-10.69	105.26	110.60
25	DA	1899	G	C4-N9-C1'	-10.68	112.61	126.50
25	BA	2430	A	C2-N3-C4	-10.67	105.27	110.60
1	CA	1177	G	C5-C6-O6	10.56	134.94	128.60
25	DA	1342	A	N1-C6-N6	10.51	124.91	118.60
26	BB	95	U	C5-C4-O4	10.49	132.20	125.90
25	BA	783	A	C4-C5-N7	10.45	115.92	110.70
25	DA	2720	U	C2-N3-C4	-10.34	120.79	127.00
25	BA	673	C	C2-N3-C4	-10.31	114.75	119.90
25	BA	120	U	C5-C4-O4	10.28	132.07	125.90
25	DA	933	A	C4-C5-C6	10.24	122.12	117.00
25	DA	933	A	N3-C4-N9	10.17	135.53	127.40
1	AA	1159	U	N3-C2-O2	-10.12	115.12	122.20
25	BA	673	C	C5-C4-N4	-10.05	113.16	120.20
25	DA	2598	A	N1-C6-N6	10.02	124.61	118.60
1	AA	1036	G	N1-C6-O6	-10.01	113.89	119.90
25	BA	2430	A	N3-C4-C5	9.83	133.68	126.80

*Continued on next page...*



*Continued from previous page...*

Mol	Chain	Res	Type	Atoms	Z	Observed(°)	Ideal(°)
25	BA	1786	A	C2-N3-C4	-9.76	105.72	110.60
1	CA	993	G	C4-N9-C1'	9.73	139.15	126.50
1	CA	1177	G	C8-N9-C4	-9.69	102.52	106.40
25	BA	906	G	C5-C6-O6	9.64	134.38	128.60
25	DA	933	A	C6-N1-C2	-9.63	112.82	118.60
25	DA	1143	A	N1-C2-N3	9.52	134.06	129.30
25	BA	774	A	C2-N3-C4	-9.51	105.84	110.60
26	DB	95	U	C5-C4-O4	9.51	131.61	125.90
1	CA	993	G	C8-N9-C1'	-9.48	114.67	127.00
25	DA	1342	A	C4-C5-C6	9.47	121.74	117.00
25	BA	783	A	N1-C6-N6	9.46	124.27	118.60
1	AA	1495	U	N1-C2-O2	9.45	129.42	122.80
25	DA	1342	A	C6-C5-N7	-9.44	125.69	132.30
25	DA	1781	C	C2-N1-C1'	9.42	129.16	118.80
25	BA	2447	G	N3-C4-C5	-9.41	123.89	128.60
25	BA	1899	G	N9-C4-C5	9.37	109.15	105.40
25	DA	1899	G	N3-C4-C5	9.23	133.22	128.60
25	BA	774	A	N3-C4-N9	-9.21	120.03	127.40
22	CB	35	G	N1-C6-O6	9.17	125.40	119.90
22	CB	35	G	C5-C6-O6	-9.12	123.12	128.60
23	AC	6	G	N3-C4-C5	9.10	133.15	128.60
25	BA	676	A	C5-N7-C8	-9.10	99.35	103.90
25	BA	2681	C	C6-N1-C2	-9.10	116.66	120.30
1	AA	1159	U	N1-C2-O2	9.10	129.17	122.80
25	DA	783	A	C4-C5-N7	9.05	115.23	110.70
1	AA	1054	C	C2-N1-C1'	9.05	128.75	118.80
25	DA	1786	A	N7-C8-N9	9.03	118.31	113.80
1	AA	97	U	N3-C2-O2	-9.02	115.89	122.20
25	DA	1786	A	C5-N7-C8	-8.95	99.43	103.90
1	CA	1495	U	N1-C2-O2	8.93	129.05	122.80
25	BA	1786	A	N7-C8-N9	8.90	118.25	113.80
1	CA	1045	C	N1-C2-O2	8.88	124.22	118.90
25	DA	2873	A	C5-C6-N1	-8.85	113.27	117.70
23	AC	76	C	N1-C2-O2	-8.83	113.60	118.90
25	BA	446	G	N1-C6-O6	8.82	125.19	119.90
25	BA	1312	U	C5-C4-O4	8.82	131.19	125.90
25	DA	933	A	N9-C4-C5	-8.82	102.27	105.80
1	AA	1177	G	C8-N9-C4	-8.81	102.88	106.40
22	AB	87	A	C6-C5-N7	-8.81	126.14	132.30
25	BA	2430	A	N3-C4-N9	-8.78	120.38	127.40
1	AA	1025	U	N1-C2-O2	8.73	128.91	122.80
25	BA	783	A	N7-C8-N9	8.72	118.16	113.80

*Continued on next page...*

*Continued from previous page...*

Mol	Chain	Res	Type	Atoms	Z	Observed(°)	Ideal(°)
25	DA	2681	C	C5-C4-N4	8.71	126.30	120.20
25	BA	807	U	C2-N3-C4	-8.70	121.78	127.00
25	DA	807	U	C2-N3-C4	-8.69	121.79	127.00
1	AA	1025	U	C6-N1-C1'	-8.68	109.05	121.20
25	DA	1143	A	C6-C5-N7	-8.66	126.24	132.30
25	DA	2447	G	N3-C4-C5	-8.65	124.28	128.60
1	AA	1177	G	C6-C5-N7	8.64	135.59	130.40
25	BA	1899	G	C2-N3-C4	-8.64	107.58	111.90
25	DA	9	U	C2-N3-C4	-8.58	121.85	127.00
1	AA	1025	U	N3-C4-C5	8.53	119.72	114.60
1	CA	1036	G	C8-N9-C4	-8.53	102.99	106.40
25	BA	2287	A	C2-N3-C4	-8.53	106.34	110.60
1	CA	266	G	N1-C6-O6	-8.47	114.82	119.90
23	CC	21	U	N3-C2-O2	-8.47	116.27	122.20
25	BA	1786	A	C5-N7-C8	-8.46	99.67	103.90
25	DA	2503	A	C8-N9-C4	-8.46	102.42	105.80
25	BA	906	G	N3-C4-N9	-8.45	120.93	126.00
25	BA	1314	C	C2-N1-C1'	8.46	128.10	118.80
25	DA	1143	A	N1-C6-N6	8.45	123.67	118.60
25	BA	783	A	C6-C5-N7	-8.44	126.39	132.30
25	BA	676	A	N7-C8-N9	8.43	118.02	113.80
25	DA	103	A	N1-C6-N6	8.43	123.66	118.60
25	BA	1332	G	C2-N3-C4	-8.43	107.69	111.90
1	AA	1436	U	C2-N3-C4	-8.38	121.97	127.00
25	DA	783	A	N7-C8-N9	8.37	117.98	113.80
1	AA	1465	C	C2-N3-C4	-8.36	115.72	119.90
1	CA	1025	U	C2-N1-C1'	8.35	127.72	117.70
1	CA	993	G	C6-C5-N7	-8.35	125.39	130.40
25	DA	1899	G	N9-C4-C5	8.33	108.73	105.40
22	AB	87	A	C4-C5-N7	8.33	114.86	110.70
25	BA	673	C	N1-C2-O2	-8.31	113.92	118.90
1	CA	1045	C	C2-N1-C1'	8.30	127.93	118.80
25	DA	250	G	N3-C2-N2	8.30	125.71	119.90
25	DA	933	A	N1-C2-N3	8.27	133.44	129.30
25	BA	140	A	N7-C8-N9	8.26	117.93	113.80
23	CC	77	A	C8-N9-C4	8.23	109.09	105.80
25	DA	847	U	C5-C4-O4	8.23	130.84	125.90
22	AB	18	G	C4-N9-C1'	-8.19	115.85	126.50
25	DA	1332	G	C2-N3-C4	-8.16	107.82	111.90
1	CA	1025	U	C6-N1-C1'	-8.15	109.79	121.20
23	AC	6	G	N7-C8-N9	-8.14	109.03	113.10
25	BA	774	A	N3-C4-C5	8.13	132.49	126.80

*Continued on next page...*

Continued from previous page...

Mol	Chain	Res	Type	Atoms	Z	Observed(°)	Ideal(°)
25	DA	1143	A	C8-N9-C4	-8.13	102.55	105.80
25	BA	633	A	C4-C5-C6	8.11	121.06	117.00
23	CC	77	A	N3-C4-C5	8.09	132.46	126.80
22	AB	87	A	N1-C6-N6	8.07	123.44	118.60
25	DA	2447	G	C5-C6-O6	-8.04	123.78	128.60
25	BA	847	U	C5-C4-O4	8.03	130.72	125.90
25	DA	673	C	C2-N3-C4	-8.01	115.89	119.90
24	C1	16	A	N1-C6-N6	8.00	123.40	118.60
25	DA	2681	C	N3-C4-N4	-7.99	112.41	118.00
25	DA	933	A	C4-C5-N7	7.97	114.68	110.70
25	DA	383	U	N1-C2-O2	7.94	128.36	122.80
25	BA	140	A	C5-N7-C8	-7.93	99.93	103.90
25	DA	933	A	C5-C6-N6	-7.93	117.36	123.70
25	BA	1332	G	C5-N7-C8	-7.92	100.34	104.30
22	CB	85	C	N1-C2-O2	7.91	123.64	118.90
23	AC	6	G	C4-N9-C1'	-7.90	116.23	126.50
25	BA	676	A	C8-N9-C4	-7.87	102.65	105.80
25	BA	2447	G	C5-C6-N1	7.84	115.42	111.50
23	AC	40	C	C6-N1-C2	-7.84	117.17	120.30
25	DA	2629	A	N1-C6-N6	7.82	123.29	118.60
25	DA	1143	A	C2-N3-C4	-7.80	106.70	110.60
25	BA	633	A	C6-C5-N7	-7.79	126.84	132.30
25	DA	2430	A	C2-N3-C4	-7.77	106.71	110.60
1	CA	270	A	C5-N7-C8	-7.76	100.02	103.90
25	BA	780	G	C5-C6-O6	-7.75	123.95	128.60
25	BA	1142(A)	A	C5-N7-C8	-7.75	100.03	103.90
25	BA	2375	G	C8-N9-C4	7.70	109.48	106.40
1	CA	993	G	N3-C4-C5	-7.68	124.76	128.60
25	DA	9	U	C5-C4-O4	-7.67	121.30	125.90
25	BA	906	G	N9-C4-C5	7.66	108.47	105.40
25	BA	676	A	N3-C4-N9	-7.64	121.29	127.40
25	DA	783	A	N1-C6-N6	7.63	123.18	118.60
25	BA	138	G	C8-N9-C4	-7.62	103.35	106.40
25	BA	1786	A	C8-N9-C4	-7.62	102.75	105.80
25	DA	774	A	C2-N3-C4	-7.62	106.79	110.60
25	DA	2275	C	C6-N1-C2	-7.62	117.25	120.30
25	BA	893	C	C2-N1-C1'	7.60	127.16	118.80
25	DA	2873	A	C2-N3-C4	-7.58	106.81	110.60
25	DA	530	G	C6-C5-N7	-7.57	125.86	130.40
35	DO	147	LEU	CA-CB-CG	7.57	132.70	115.30
25	BA	210	C	C6-N1-C2	7.56	123.33	120.30
4	AG	12	CYS	CA-CB-SG	7.54	127.56	114.00

Continued on next page...

*Continued from previous page...*

Mol	Chain	Res	Type	Atoms	Z	Observed(°)	Ideal(°)
25	DA	906	G	C5-C6-O6	7.53	133.12	128.60
1	AA	1053	G	C4-N9-C1'	-7.49	116.76	126.50
1	AA	1036	G	N3-C4-C5	-7.48	124.86	128.60
25	BA	783	A	C2-N3-C4	-7.48	106.86	110.60
25	BA	1678	G	C2-N3-C4	-7.47	108.16	111.90
25	BA	528	A	N3-C4-C5	7.47	132.03	126.80
25	BA	1496	A	C8-N9-C4	-7.47	102.81	105.80
1	CA	993	G	N9-C4-C5	-7.47	102.41	105.40
25	DA	530	G	N1-C6-O6	7.46	124.38	119.90
24	A1	16	A	C8-N9-C4	7.43	108.77	105.80
25	DA	673	C	C5-C4-N4	-7.42	115.01	120.20
25	DA	1781	C	C6-N1-C1'	-7.42	111.90	120.80
25	DA	933	A	N7-C8-N9	7.42	117.51	113.80
25	BA	613	U	C5-C4-O4	7.41	130.35	125.90
25	DA	530	G	C4-C5-N7	7.41	113.77	110.80
25	BA	250	G	N3-C2-N2	7.35	125.05	119.90
25	BA	933	A	C6-N1-C2	-7.34	114.20	118.60
38	DQ	110	LEU	CA-CB-CG	7.34	132.18	115.30
25	BA	1698	A	C2-N3-C4	-7.33	106.94	110.60
1	CA	1036	G	C6-C5-N7	7.33	134.80	130.40
25	DA	9	U	N1-C2-O2	-7.33	117.67	122.80
25	BA	1678	G	C5-N7-C8	-7.32	100.64	104.30
1	CA	993	G	N3-C2-N2	7.31	125.02	119.90
25	BA	528	A	N3-C4-N9	-7.30	121.56	127.40
23	AC	23	G	C8-N9-C4	-7.30	103.48	106.40
23	CC	15	G	C5-C6-O6	7.29	132.98	128.60
25	BA	2375	G	N9-C4-C5	-7.29	102.49	105.40
25	DA	2447	G	C6-N1-C2	-7.28	120.73	125.10
25	BA	1314	C	C6-N1-C1'	-7.26	112.09	120.80
26	DB	81	G	C5-C6-O6	-7.26	124.25	128.60
26	BB	81	G	C5-C6-O6	-7.25	124.25	128.60
25	BA	138	G	N7-C8-N9	7.25	116.72	113.10
25	DA	2159	G	N3-C4-N9	7.24	130.35	126.00
25	BA	2451	A	C5-N7-C8	-7.22	100.29	103.90
22	CB	85	C	C2-N1-C1'	7.21	126.73	118.80
25	DA	2451	A	C5-N7-C8	-7.19	100.30	103.90
25	DA	633	A	C4-C5-C6	7.15	120.57	117.00
25	BA	446	G	N9-C4-C5	-7.14	102.54	105.40
25	DA	2447	G	N1-C6-O6	7.14	124.19	119.90
25	DA	630	G	C2-N3-C4	-7.14	108.33	111.90
23	AC	25	U	N3-C2-O2	-7.12	117.22	122.20
25	BA	1506	C	C2-N1-C1'	7.11	126.63	118.80

*Continued on next page...*

*Continued from previous page...*

Mol	Chain	Res	Type	Atoms	Z	Observed(°)	Ideal(°)
25	DA	1332	G	N3-C4-N9	-7.11	121.73	126.00
25	DA	2447	G	N3-C4-N9	7.11	130.26	126.00
25	BA	1340	U	C2-N3-C4	-7.10	122.74	127.00
25	DA	1602	U	C5-C6-N1	-7.10	119.15	122.70
25	BA	1332	G	C4-C5-N7	7.10	113.64	110.80
23	AC	72	C	C6-N1-C2	-7.09	117.46	120.30
25	BA	1332	G	C6-C5-N7	-7.08	126.15	130.40
23	CC	17	C	N1-C2-O2	7.08	123.15	118.90
23	AD	18	C	C2-N1-C1'	7.06	126.57	118.80
25	DA	1012	U	N1-C2-N3	7.06	119.14	114.90
25	DA	2451	A	C8-N9-C4	-7.05	102.98	105.80
25	DA	1992	G	C8-N9-C4	-7.04	103.58	106.40
25	DA	1786	A	N1-C6-N6	7.04	122.83	118.60
22	AB	69	A	C2-N3-C4	7.03	114.12	110.60
25	DA	933	A	N1-C6-N6	7.03	122.82	118.60
25	DA	1143	A	C5-C6-N1	-7.03	114.19	117.70
25	BA	2447	G	N3-C4-N9	7.03	130.22	126.00
23	CC	40	C	C6-N1-C2	-7.02	117.49	120.30
25	BA	621	A	C2-N3-C4	-7.02	107.09	110.60
25	DA	1786	A	C6-C5-N7	-7.02	127.39	132.30
22	AB	18	G	C8-N9-C1'	7.01	136.12	127.00
1	CA	1159	U	N3-C2-O2	-7.01	117.29	122.20
25	DA	783	A	C2-N3-C4	-7.01	107.09	110.60
25	BA	71	A	C2-N3-C4	-7.01	107.10	110.60
25	BA	783	A	C8-N9-C4	-7.00	103.00	105.80
1	AA	1406	U	C2-N3-C4	-7.00	122.80	127.00
22	AB	18	G	N1-C2-N3	-7.00	119.70	123.90
25	DA	633	A	N1-C6-N6	6.99	122.80	118.60
25	DA	1602	U	C5-C4-O4	-6.99	121.71	125.90
22	CB	58	U	C2-N1-C1'	6.99	126.08	117.70
25	BA	103	A	N1-C6-N6	6.99	122.79	118.60
25	BA	140	A	C8-N9-C4	-6.98	103.01	105.80
1	AA	1025	U	C6-N1-C2	6.97	125.18	121.00
25	DA	530	G	N9-C4-C5	-6.96	102.61	105.40
25	BA	1079	C	C2-N1-C1'	6.95	126.44	118.80
1	AA	1495	U	N3-C2-O2	-6.94	117.34	122.20
25	BA	1786	A	C6-C5-N7	-6.93	127.45	132.30
23	CC	26	C	C6-N1-C2	6.93	123.07	120.30
25	BA	630	G	C2-N3-C4	-6.92	108.44	111.90
25	DA	1064	C	C6-N1-C1'	6.91	129.10	120.80
1	CA	1036	G	C8-N9-C1'	6.91	135.98	127.00
25	BA	1332	G	N1-C6-O6	6.90	124.04	119.90

*Continued on next page...*

*Continued from previous page...*

Mol	Chain	Res	Type	Atoms	Z	Observed(°)	Ideal(°)
25	DA	2287	A	C5-N7-C8	-6.89	100.45	103.90
23	CC	26	C	C2-N1-C1'	-6.88	111.23	118.80
25	DA	1064	C	C2-N1-C1'	-6.88	111.23	118.80
25	DA	250	G	N3-C4-N9	6.88	130.13	126.00
25	DA	2447	G	C4-C5-C6	6.87	122.92	118.80
25	BA	2501	C	C2-N1-C1'	-6.86	111.25	118.80
25	DA	2378	A	N1-C6-N6	6.86	122.72	118.60
25	BA	906	G	C6-C5-N7	6.86	134.51	130.40
25	BA	83	G	C2-N3-C4	-6.84	108.48	111.90
25	DA	2598	A	C6-C5-N7	-6.84	127.51	132.30
25	DA	140	A	N7-C8-N9	6.84	117.22	113.80
1	CA	266	G	C5-C6-O6	6.82	132.69	128.60
25	BA	2447	G	C5-C6-O6	-6.81	124.52	128.60
1	AA	1177	G	C8-N9-C1'	6.80	135.84	127.00
25	BA	1496	A	N7-C8-N9	6.80	117.20	113.80
25	BA	2287	A	C5-N7-C8	-6.80	100.50	103.90
25	DA	2287	A	C2-N3-C4	-6.79	107.21	110.60
25	BA	1021	A	C5-N7-C8	-6.79	100.51	103.90
25	BA	788	A	N1-C6-N6	6.75	122.65	118.60
25	BA	1658	C	C6-N1-C2	-6.75	117.60	120.30
25	DA	2282	G	C8-N9-C4	-6.74	103.70	106.40
25	BA	673	C	N3-C4-N4	6.73	122.71	118.00
25	DA	1963	U	C2-N1-C1'	6.73	125.78	117.70
1	AA	1025	U	C2-N1-C1'	6.72	125.77	117.70
22	CB	35	G	C6-C5-N7	-6.72	126.37	130.40
25	DA	2287	A	N3-C4-C5	6.71	131.50	126.80
1	CA	1045	C	C6-N1-C1'	-6.71	112.74	120.80
25	DA	1950	G	C4-C5-N7	6.71	113.48	110.80
23	AC	13	C	C5-C6-N1	6.70	124.35	121.00
22	CB	87	A	N7-C8-N9	6.70	117.15	113.80
1	CA	1530	G	C4-N9-C1'	-6.70	117.79	126.50
1	AA	1054	C	C5-C6-N1	6.70	124.35	121.00
23	CC	21	U	N1-C2-O2	6.69	127.48	122.80
25	DA	1332	G	N3-C4-C5	6.69	131.95	128.60
25	DA	2061	G	N1-C6-O6	6.67	123.90	119.90
25	BA	1204	A	C2-N3-C4	-6.66	107.27	110.60
25	DA	933	A	N3-C4-C5	-6.66	122.14	126.80
25	BA	847	U	N3-C4-O4	-6.65	114.75	119.40
50	B4	45	GLY	N-CA-C	-6.65	96.47	113.10
25	DA	2139	C	C2-N1-C1'	6.65	126.12	118.80
22	AB	87	A	C5-C6-N6	-6.64	118.38	123.70
25	BA	1678	G	C4-C5-N7	6.64	113.45	110.80

*Continued on next page...*

*Continued from previous page...*

Mol	Chain	Res	Type	Atoms	Z	Observed(°)	Ideal(°)
25	BA	1614	A	C5-N7-C8	-6.62	100.59	103.90
25	BA	49	A	C5-N7-C8	-6.61	100.59	103.90
25	BA	446	G	C5-C6-O6	-6.61	124.63	128.60
25	DA	1899	G	C6-C5-N7	6.61	134.37	130.40
25	BA	728	G	C8-N9-C4	6.61	109.04	106.40
25	BA	446	G	C6-C5-N7	-6.61	126.44	130.40
25	DA	1678	G	C5-N7-C8	-6.60	101.00	104.30
25	BA	783	A	C5-C6-N6	-6.59	118.43	123.70
25	BA	676	A	N3-C4-C5	6.58	131.40	126.80
23	CC	41	C	C6-N1-C2	-6.57	117.67	120.30
25	BA	780	G	N1-C6-O6	6.55	123.83	119.90
25	BA	2490	G	C4-C5-N7	6.54	113.42	110.80
25	DA	2287	A	N3-C4-N9	-6.54	122.17	127.40
23	AC	11	A	C8-N9-C4	-6.54	103.19	105.80
25	BA	409	C	C6-N1-C2	6.53	122.91	120.30
25	DA	676	A	C2-N3-C4	-6.53	107.33	110.60
25	BA	807	U	N1-C2-O2	-6.53	118.23	122.80
22	AB	77	C	C5-C6-N1	6.52	124.26	121.00
25	BA	906	G	C4-C5-N7	-6.51	108.20	110.80
26	BB	81	G	C6-C5-N7	-6.50	126.50	130.40
1	CA	1495	U	N3-C2-O2	-6.50	117.65	122.20
1	AA	1336	C	C2-N1-C1'	6.49	125.94	118.80
23	AC	25	U	N1-C2-O2	6.49	127.34	122.80
25	DA	1678	G	N3-C4-C5	6.49	131.84	128.60
1	CA	108	G	C4-N9-C1'	6.48	134.92	126.50
1	AA	1054	C	C6-N1-C1'	-6.48	113.03	120.80
1	CA	1465	C	C2-N3-C4	-6.47	116.66	119.90
23	AC	72	C	C5-C6-N1	6.46	124.23	121.00
25	BA	2430	A	C4-N9-C1'	-6.46	114.66	126.30
1	CA	1025	U	N1-C2-O2	6.46	127.32	122.80
25	BA	807	U	N1-C2-N3	6.45	118.77	114.90
25	BA	1950	G	C5-N7-C8	-6.45	101.07	104.30
25	BA	2430	A	C8-N9-C1'	6.45	139.31	127.70
25	BA	1332	G	N7-C8-N9	6.45	116.32	113.10
25	BA	528	A	C2-N3-C4	-6.45	107.38	110.60
25	BA	906	G	N1-C6-O6	-6.45	116.03	119.90
23	AC	74	A	N1-C6-N6	6.44	122.46	118.60
25	DA	2629	A	C6-C5-N7	-6.43	127.80	132.30
25	DA	226	G	N3-C4-N9	-6.42	122.14	126.00
25	DA	774	A	N3-C4-N9	-6.42	122.26	127.40
25	DA	1786	A	C8-N9-C4	-6.42	103.23	105.80
1	AA	1025	U	C2-N3-C4	-6.42	123.15	127.00

*Continued on next page...*

*Continued from previous page...*

Mol	Chain	Res	Type	Atoms	Z	Observed(°)	Ideal(°)
1	CA	1301	U	C2-N1-C1'	6.41	125.39	117.70
25	DA	528	A	C2-N3-C4	-6.41	107.39	110.60
25	DA	676	A	C8-N9-C4	-6.41	103.24	105.80
22	CB	18	G	N3-C4-N9	6.41	129.84	126.00
23	CC	15	G	C5-C6-N1	-6.41	108.30	111.50
22	CB	85	C	C6-N1-C1'	-6.40	113.12	120.80
1	CA	993	G	C4-C5-N7	6.40	113.36	110.80
26	DB	59	A	C6-N1-C2	-6.39	114.77	118.60
23	CC	18	C	N3-C2-O2	-6.39	117.43	121.90
23	CC	35	C	C2-N1-C1'	6.39	125.83	118.80
25	BA	2598	A	N1-C6-N6	6.38	122.43	118.60
22	AB	27	G	C2-N3-C4	6.37	115.08	111.90
25	BA	2442	C	N1-C2-O2	-6.36	115.08	118.90
1	AA	1436	U	C5-C4-O4	-6.36	122.09	125.90
22	CB	36	A	C8-N9-C4	-6.35	103.26	105.80
1	AA	1177	G	N3-C2-N2	-6.35	115.46	119.90
25	BA	1079	C	C6-N1-C1'	-6.35	113.19	120.80
22	CB	35	G	C4-C5-N7	6.34	113.33	110.80
25	DA	1678	G	N3-C4-N9	-6.34	122.20	126.00
1	AA	1177	G	C5-N7-C8	6.34	107.47	104.30
25	DA	138	G	C4-N9-C1'	6.34	134.74	126.50
23	CC	44	A	C2-N3-C4	6.33	113.77	110.60
22	CB	18	G	N9-C4-C5	-6.33	102.87	105.40
25	DA	1786	A	C4-C5-N7	6.32	113.86	110.70
25	BA	74	A	C2-N3-C4	-6.31	107.44	110.60
23	CC	77	A	C4-C5-C6	-6.31	113.85	117.00
22	AB	27	G	C5-C6-N1	6.29	114.65	111.50
22	CB	50	A	C8-N9-C4	-6.29	103.28	105.80
25	DA	1496	A	N7-C8-N9	6.29	116.94	113.80
23	AD	77	A	C5-C6-N6	-6.28	118.68	123.70
1	CA	993	G	N1-C2-N2	-6.28	110.55	116.20
25	BA	1022	G	C8-N9-C4	-6.27	103.89	106.40
25	BA	812	C	N1-C2-O2	-6.27	115.14	118.90
25	BA	621	A	C5-N7-C8	-6.26	100.77	103.90
25	BA	1616	A	C5-N7-C8	-6.26	100.77	103.90
25	BA	1899	G	C8-N9-C4	-6.25	103.90	106.40
1	CA	108	G	C8-N9-C1'	-6.25	118.87	127.00
25	BA	140	A	C6-C5-N7	-6.25	127.93	132.30
25	BA	141	A	C5-N7-C8	-6.25	100.78	103.90
25	DA	329	G	N1-C6-O6	-6.24	116.15	119.90
1	CA	897	C	N1-C2-O2	-6.24	115.16	118.90
1	CA	91	C	C2-N1-C1'	6.23	125.66	118.80

*Continued on next page...*



*Continued from previous page...*

Mol	Chain	Res	Type	Atoms	Z	Observed(°)	Ideal(°)
25	DA	2629	A	C5-C6-N6	-6.22	118.72	123.70
1	AA	530	G	C4-N9-C1'	6.22	134.59	126.50
25	BA	893	C	C6-N1-C1'	-6.22	113.34	120.80
23	AC	45	A	N1-C6-N6	6.21	122.33	118.60
1	CA	1177	G	N3-C4-C5	-6.21	125.49	128.60
25	BA	1617	C	N3-C2-O2	6.21	126.25	121.90
1	CA	270	A	N1-C6-N6	6.21	122.33	118.60
25	DA	210	C	N1-C2-O2	-6.19	115.19	118.90
25	DA	2902	C	N1-C2-O2	6.19	122.62	118.90
25	DA	2720	U	C5-C4-O4	-6.19	122.19	125.90
22	AB	27	G	N3-C4-C5	-6.19	125.51	128.60
25	BA	530	G	N3-C4-N9	-6.19	122.29	126.00
25	BA	528	A	C6-N1-C2	6.18	122.31	118.60
25	DA	1340	U	C2-N3-C4	-6.18	123.29	127.00
25	DA	330	A	C2-N3-C4	-6.18	107.51	110.60
25	DA	2501	C	C2-N1-C1'	-6.18	112.00	118.80
24	A1	17	U	C5-C4-O4	-6.18	122.19	125.90
25	DA	1602	U	N1-C2-N3	6.17	118.60	114.90
25	DA	2451	A	N7-C8-N9	6.16	116.88	113.80
23	CD	18	C	C2-N1-C1'	6.16	125.58	118.80
25	DA	807	U	N1-C2-N3	6.16	118.59	114.90
23	CC	61	U	C2-N1-C1'	6.15	125.08	117.70
25	DA	2503	A	C5-N7-C8	-6.14	100.83	103.90
25	BA	1021	A	C2-N3-C4	-6.14	107.53	110.60
25	BA	271(B)	G	C4-N9-C1'	6.14	134.48	126.50
25	BA	2392	A	N7-C8-N9	6.14	116.87	113.80
1	AA	383	A	N1-C6-N6	6.12	122.27	118.60
1	CA	1025	U	N3-C4-O4	6.12	123.68	119.40
25	DA	2598	A	N9-C4-C5	-6.12	103.35	105.80
22	AB	44	G	N3-C4-C5	6.11	131.66	128.60
25	DA	783	A	C8-N9-C4	-6.11	103.36	105.80
25	DA	1616	A	N7-C8-N9	6.10	116.85	113.80
22	AB	40	G	N1-C6-O6	6.10	123.56	119.90
23	AC	23	G	N9-C4-C5	6.10	107.84	105.40
25	DA	2062	A	N1-C6-N6	6.09	122.26	118.60
23	AC	40	C	C5-C6-N1	6.09	124.05	121.00
25	DA	1	G	N3-C4-N9	6.08	129.65	126.00
23	AC	76	C	N3-C4-N4	6.07	122.25	118.00
25	DA	780	G	C2-N3-C4	6.07	114.94	111.90
25	DA	676	A	N7-C8-N9	6.07	116.83	113.80
25	BA	120	U	N3-C4-O4	-6.06	115.16	119.40
25	DA	383	U	N3-C2-O2	-6.06	117.96	122.20

*Continued on next page...*

*Continued from previous page...*

Mol	Chain	Res	Type	Atoms	Z	Observed(°)	Ideal(°)
25	BA	2392	A	C8-N9-C4	-6.06	103.38	105.80
23	CC	30	G	N3-C4-N9	6.06	129.64	126.00
25	DA	2490	G	C4-N9-C1'	6.06	134.37	126.50
25	BA	2443	C	N1-C2-O2	-6.05	115.27	118.90
24	A1	13	U	N1-C2-O2	6.05	127.04	122.80
23	AC	31	G	C5-C6-N1	-6.05	108.48	111.50
1	CA	270	A	C4-C5-N7	6.04	113.72	110.70
25	BA	2287	A	N3-C4-C5	6.04	131.03	126.80
1	CA	898	G	C2-N3-C4	-6.04	108.88	111.90
25	BA	140	A	C2-N3-C4	-6.04	107.58	110.60
25	BA	2346	A	C2-N3-C4	-6.03	107.58	110.60
25	DA	774	A	N3-C4-C5	6.03	131.02	126.80
25	BA	103	A	N9-C4-C5	-6.02	103.39	105.80
26	BB	81	G	C6-N1-C2	-6.02	121.49	125.10
25	DA	933	A	C5-N7-C8	-6.02	100.89	103.90
25	BA	2490	G	C5-N7-C8	-6.01	101.30	104.30
25	BA	1210	A	N7-C8-N9	6.01	116.80	113.80
25	DA	530	G	C5-C6-O6	-6.01	125.00	128.60
25	DA	676	A	C5-N7-C8	-6.01	100.90	103.90
25	DA	807	U	C5-C4-O4	-6.00	122.30	125.90
23	AC	5	G	N3-C4-C5	6.00	131.60	128.60
25	BA	1141	U	N1-C2-O2	-6.00	118.60	122.80
22	CB	31	C	N1-C2-O2	6.00	122.50	118.90
25	DA	2598	A	C4-C5-C6	6.00	120.00	117.00
1	CA	1159	U	N1-C2-O2	5.99	126.99	122.80
1	CA	1177	G	C6-C5-N7	5.99	133.99	130.40
23	CC	77	A	C2-N3-C4	-5.98	107.61	110.60
25	BA	917	A	C2-N3-C4	-5.98	107.61	110.60
25	DA	74	A	C2-N3-C4	-5.97	107.61	110.60
25	DA	2598	A	C5-C6-N6	-5.97	118.92	123.70
25	DA	906	G	N1-C6-O6	-5.97	116.32	119.90
25	DA	1312	U	C5-C4-O4	5.97	129.48	125.90
25	DA	1678	G	C2-N3-C4	-5.97	108.92	111.90
25	BA	1617	C	C6-N1-C2	5.96	122.69	120.30
25	DA	530	G	C8-N9-C1'	-5.96	119.25	127.00
25	DA	2873	A	N1-C2-N3	5.96	132.28	129.30
25	DA	2503	A	N7-C8-N9	5.96	116.78	113.80
1	AA	1177	G	N3-C4-N9	-5.95	122.43	126.00
25	BA	2430	A	N1-C6-N6	5.95	122.17	118.60
1	CA	108	G	C4-C5-N7	5.94	113.18	110.80
23	AC	25	U	N3-C4-O4	-5.94	115.24	119.40
23	CC	10	G	C8-N9-C1'	-5.94	119.27	127.00

*Continued on next page...*

*Continued from previous page...*

Mol	Chain	Res	Type	Atoms	Z	Observed(°)	Ideal(°)
25	DA	2344	U	C2-N3-C4	-5.94	123.43	127.00
25	DA	2139	C	N1-C2-O2	5.94	122.46	118.90
22	CB	48	C	C5-C6-N1	5.94	123.97	121.00
1	AA	1025	U	N3-C4-O4	5.93	123.56	119.40
24	A1	13	U	N3-C2-O2	-5.93	118.05	122.20
25	BA	1810	A	N1-C6-N6	5.93	122.16	118.60
25	DA	1616	A	C5-N7-C8	-5.93	100.93	103.90
25	BA	2392	A	C5-N7-C8	-5.93	100.93	103.90
24	C1	13	U	N3-C2-O2	-5.93	118.05	122.20
25	DA	140	A	C8-N9-C4	-5.93	103.43	105.80
25	BA	774	A	C8-N9-C1'	5.93	138.37	127.70
25	BA	1514	U	C2-N1-C1'	5.92	124.81	117.70
23	AC	39	A	N1-C6-N6	5.92	122.15	118.60
25	DA	194	G	N1-C6-O6	5.92	123.45	119.90
1	CA	1495	U	C2-N1-C1'	5.92	124.80	117.70
1	AA	1177	G	C6-N1-C2	-5.92	121.55	125.10
25	BA	1617	C	N1-C2-O2	-5.91	115.35	118.90
22	AB	24	C	C5-C6-N1	5.91	123.96	121.00
1	CA	1529	G	C4-N9-C1'	5.91	134.18	126.50
24	A1	14	U	N3-C2-O2	-5.90	118.07	122.20
25	BA	2318	G	C8-N9-C4	-5.89	104.04	106.40
25	DA	2713	A	C5-N7-C8	-5.89	100.95	103.90
25	DA	2490	G	N7-C8-N9	5.89	116.04	113.10
23	AD	77	A	N1-C6-N6	5.88	122.13	118.60
1	AA	1495	U	C2-N3-C4	5.88	130.53	127.00
10	AM	86	MET	N-CA-C	-5.87	95.14	111.00
23	AC	35	C	C5-C6-N1	5.87	123.94	121.00
23	AC	68	C	C2-N1-C1'	5.87	125.26	118.80
25	BA	83	G	N9-C4-C5	-5.87	103.05	105.40
25	BA	1189	A	N1-C6-N6	5.87	122.12	118.60
26	DB	81	G	C6-N1-C2	-5.87	121.58	125.10
28	BE	132	HIS	N-CA-C	5.87	126.85	111.00
22	CB	3	C	C6-N1-C2	-5.87	117.95	120.30
1	CA	1406	U	C2-N3-C4	-5.87	123.48	127.00
1	CA	1498	U	C2-N1-C1'	5.87	124.74	117.70
25	BA	2032	G	C2-N3-C4	-5.86	108.97	111.90
25	BA	140	A	N1-C6-N6	5.86	122.11	118.60
25	BA	1992	G	N3-C4-C5	-5.86	125.67	128.60
23	AC	12	G	C5-C6-O6	-5.85	125.09	128.60
1	AA	1053	G	C6-C5-N7	5.85	133.91	130.40
22	CB	39	U	C5-C6-N1	5.85	125.62	122.70
25	DA	138	G	C8-N9-C4	-5.85	104.06	106.40

*Continued on next page...*

*Continued from previous page...*

Mol	Chain	Res	Type	Atoms	Z	Observed(°)	Ideal(°)
25	DA	2430	A	N1-C6-N6	5.84	122.10	118.60
25	BA	1786	A	C5-C6-N1	-5.84	114.78	117.70
25	BA	1506	C	C6-N1-C1'	-5.84	113.80	120.80
23	CC	77	A	N1-C6-N6	5.83	122.10	118.60
1	AA	97	U	C2-N1-C1'	5.83	124.69	117.70
25	DA	1496	A	C8-N9-C4	-5.83	103.47	105.80
23	AC	31	G	C5-C6-O6	5.83	132.09	128.60
23	AC	35	C	C2-N3-C4	5.82	122.81	119.90
25	DA	1533	C	C2-N1-C1'	5.82	125.20	118.80
26	BB	95	U	N3-C4-O4	-5.82	115.33	119.40
25	DA	2725	A	C4-C5-C6	5.81	119.91	117.00
25	BA	1931	U	N1-C2-N3	5.81	118.39	114.90
23	AD	18	C	C6-N1-C2	-5.81	117.98	120.30
25	BA	1506	C	N1-C2-O2	5.81	122.39	118.90
25	DA	783	A	C6-C5-N7	-5.81	128.24	132.30
25	BA	1142(A)	A	C2-N3-C4	-5.81	107.70	110.60
25	BA	492	A	N1-C6-N6	5.80	122.08	118.60
25	DA	103	A	N9-C4-C5	-5.80	103.48	105.80
25	BA	2318	G	N7-C8-N9	5.80	116.00	113.10
24	A1	16	A	N1-C6-N6	5.79	122.08	118.60
25	BA	247	G	C8-N9-C4	5.79	108.72	106.40
25	DA	1614	A	N7-C8-N9	5.79	116.69	113.80
24	A1	16	A	N9-C4-C5	-5.79	103.49	105.80
25	DA	1950	G	C5-N7-C8	-5.78	101.41	104.30
25	BA	2439	A	N1-C6-N6	5.78	122.07	118.60
22	CB	47	C	C5-C6-N1	5.78	123.89	121.00
25	DA	1332	G	C5-N7-C8	-5.78	101.41	104.30
25	BA	201	C	C2-N3-C4	-5.77	117.01	119.90
25	BA	391	G	C6-N1-C2	-5.77	121.64	125.10
25	BA	2501	C	C6-N1-C1'	5.77	127.72	120.80
25	BA	2378	A	N1-C6-N6	5.77	122.06	118.60
25	BA	2346	A	N1-C2-N3	5.77	132.18	129.30
25	DA	856	C	C6-N1-C2	-5.76	117.99	120.30
1	AA	1465	C	N3-C4-C5	5.76	124.20	121.90
1	AA	1053	G	C8-N9-C1'	5.76	134.48	127.00
54	D8	32	LEU	CA-CB-CG	5.75	128.52	115.30
25	BA	2498	C	N1-C2-O2	-5.74	115.45	118.90
25	BA	774	A	C5-N7-C8	-5.74	101.03	103.90
25	DA	250	G	N3-C4-C5	-5.73	125.73	128.60
25	BA	1786	A	N1-C2-N3	5.72	132.16	129.30
25	DA	103	A	C6-C5-N7	-5.72	128.29	132.30
25	DA	2344	U	N1-C2-O2	-5.72	118.80	122.80

*Continued on next page...*

*Continued from previous page...*

Mol	Chain	Res	Type	Atoms	Z	Observed(°)	Ideal(°)
23	CC	29	C	C6-N1-C2	-5.72	118.01	120.30
23	CD	18	C	N1-C2-O2	5.72	122.33	118.90
25	BA	1678	G	N7-C8-N9	5.71	115.96	113.10
25	BA	1950	G	N7-C8-N9	5.71	115.96	113.10
22	CB	58	U	C6-N1-C1'	-5.71	113.20	121.20
1	AA	1159	U	C2-N1-C1'	5.71	124.55	117.70
22	AB	87	A	C4-N9-C1'	5.71	136.57	126.30
25	BA	1433	U	C2-N1-C1'	5.71	124.55	117.70
25	BA	2344	U	N1-C2-O2	-5.70	118.81	122.80
25	BA	103	A	C4-C5-C6	5.70	119.85	117.00
25	DA	2139	C	C6-N1-C1'	-5.70	113.97	120.80
25	DA	2152	G	N3-C4-N9	5.70	129.42	126.00
23	CC	30	G	N3-C4-C5	-5.69	125.75	128.60
25	BA	391	G	N3-C4-N9	5.69	129.41	126.00
14	AQ	24	CYS	CA-CB-SG	5.68	124.23	114.00
25	BA	1380	G	C8-N9-C1'	-5.68	119.61	127.00
23	CD	75	C	C2-N1-C1'	5.68	125.05	118.80
25	DA	801	G	N1-C6-O6	-5.68	116.49	119.90
25	BA	1210	A	C6-C5-N7	-5.68	128.32	132.30
25	BA	2451	A	C4-C5-C6	-5.68	114.16	117.00
23	AC	11	A	N9-C4-C5	5.67	108.07	105.80
25	BA	189	G	C8-N9-C4	5.67	108.67	106.40
25	BA	859	G	N3-C4-C5	5.67	131.43	128.60
25	DA	530	G	C2-N3-C4	-5.66	109.07	111.90
22	AB	27	G	N3-C4-N9	5.66	129.40	126.00
1	CA	1436	U	C2-N3-C4	-5.66	123.60	127.00
25	DA	2595	G	C2-N3-C4	-5.66	109.07	111.90
25	BA	71	A	C5-N7-C8	-5.66	101.07	103.90
23	CC	77	A	C4-C5-N7	5.66	113.53	110.70
25	BA	1213	A	N1-C6-N6	5.65	121.99	118.60
25	BA	2134	A	N1-C6-N6	5.65	121.99	118.60
25	DA	630	G	C8-N9-C4	5.65	108.66	106.40
12	AO	88	GLY	N-CA-C	-5.64	98.99	113.10
25	BA	541	C	C6-N1-C2	-5.64	118.04	120.30
25	BA	633	A	C5-C6-N1	-5.64	114.88	117.70
25	DA	2725	A	N1-C6-N6	5.64	121.98	118.60
1	CA	383	A	N1-C6-N6	5.63	121.98	118.60
1	CA	1045	C	N3-C2-O2	-5.63	117.95	121.90
1	AA	723	U	C2-N1-C1'	5.63	124.46	117.70
1	CA	1036	G	N3-C4-N9	-5.63	122.62	126.00
1	AA	115	G	C8-N9-C4	-5.62	104.15	106.40
25	DA	737	C	N1-C2-O2	-5.62	115.53	118.90

*Continued on next page...*

*Continued from previous page...*

Mol	Chain	Res	Type	Atoms	Z	Observed(°)	Ideal(°)
22	AB	40	G	C5-C6-N1	-5.61	108.69	111.50
1	AA	530	G	C8-N9-C1'	-5.60	119.72	127.00
25	BA	676	A	C5-C6-N1	-5.60	114.90	117.70
23	CC	77	A	C4-N9-C1'	-5.60	116.22	126.30
25	DA	83	G	N9-C4-C5	-5.60	103.16	105.40
25	BA	858	U	N1-C2-O2	5.60	126.72	122.80
25	BA	784	A	N1-C6-N6	-5.59	115.24	118.60
23	CC	18	C	N1-C2-O2	5.59	122.25	118.90
25	DA	138	G	N7-C8-N9	5.58	115.89	113.10
25	BA	1210	A	C8-N9-C4	-5.58	103.57	105.80
25	DA	1698	A	C5-N7-C8	-5.58	101.11	103.90
25	DA	140	A	C5-N7-C8	-5.58	101.11	103.90
32	DK	131	LYS	C-N-CD	-5.58	108.33	120.60
25	BA	2071	A	C2-N3-C4	-5.58	107.81	110.60
25	BA	333	G	C4-N9-C1'	5.57	133.75	126.50
25	DA	788	A	N1-C6-N6	5.57	121.94	118.60
1	CA	266	G	C8-N9-C4	-5.57	104.17	106.40
22	CB	87	A	C5-N7-C8	-5.57	101.12	103.90
23	CC	35	C	N3-C4-C5	-5.57	119.67	121.90
25	BA	2430	A	C5-N7-C8	-5.57	101.12	103.90
25	DA	83	G	C6-C5-N7	-5.57	127.06	130.40
1	AA	97	U	C2-N3-C4	5.56	130.34	127.00
25	BA	1786	A	N1-C6-N6	5.56	121.94	118.60
25	BA	2451	A	N1-C6-N6	-5.56	115.26	118.60
1	CA	266	G	N3-C4-C5	-5.56	125.82	128.60
23	AC	68	C	N1-C2-O2	5.56	122.24	118.90
25	BA	49	A	N7-C8-N9	5.56	116.58	113.80
25	DA	1950	G	C6-C5-N7	-5.56	127.06	130.40
22	CB	63	G	C4-N9-C1'	-5.56	119.27	126.50
22	AB	18	G	C4-C5-C6	-5.56	115.47	118.80
25	BA	330	A	C2-N3-C4	-5.56	107.82	110.60
25	DA	2720	U	N1-C2-N3	5.56	118.23	114.90
25	DA	74	A	C5-C6-N1	-5.56	114.92	117.70
1	AA	1498	U	C2-N1-C1'	5.55	124.36	117.70
23	AC	77	A	N3-C4-C5	5.55	130.69	126.80
25	BA	673	C	N3-C4-C5	5.55	124.12	121.90
27	BD	28	GLU	N-CA-C	-5.55	96.03	111.00
25	DA	226	G	N3-C2-N2	-5.55	116.02	119.90
25	BA	201	C	C5-C4-N4	-5.54	116.32	120.20
25	DA	2062	A	N9-C4-C5	-5.54	103.58	105.80
26	BB	95	U	C6-N1-C1'	5.54	128.95	121.20
25	DA	1930	G	C4-N9-C1'	-5.54	119.30	126.50

*Continued on next page...*

*Continued from previous page...*

Mol	Chain	Res	Type	Atoms	Z	Observed(°)	Ideal(°)
25	DA	783	A	C5-C6-N6	-5.53	119.27	123.70
25	BA	797	C	N1-C2-O2	-5.53	115.58	118.90
26	BB	89(A)	A	N1-C6-N6	5.53	121.92	118.60
25	BA	391	G	C4-N9-C1'	5.53	133.69	126.50
23	AC	39	A	C6-C5-N7	-5.53	128.43	132.30
41	B2	39	LEU	CA-CB-CG	5.53	128.01	115.30
22	CB	57	C	C6-N1-C2	-5.52	118.09	120.30
25	BA	1528	A	N7-C8-N9	5.52	116.56	113.80
25	BA	2287	A	N3-C4-N9	-5.52	122.98	127.40
25	BA	2318	G	C4-N9-C1'	5.52	133.68	126.50
23	AC	38	A	C8-N9-C4	-5.52	103.59	105.80
22	AB	47	C	C5-C6-N1	5.52	123.76	121.00
25	BA	1616	A	C4-C5-N7	5.52	113.46	110.70
25	BA	621	A	N1-C6-N6	5.51	121.91	118.60
1	CA	1530	G	C8-N9-C1'	5.51	134.16	127.00
23	CC	33	C	C2-N1-C1'	5.51	124.86	118.80
23	CC	46	G	C5-C6-N1	-5.50	108.75	111.50
23	CC	31	G	C8-N9-C4	-5.50	104.20	106.40
25	DA	633	A	C5-C6-N1	-5.50	114.95	117.70
25	DA	1786	A	C2-N3-C4	-5.50	107.85	110.60
23	AC	9	G	C4-N9-C1'	5.49	133.64	126.50
25	BA	1156	A	N1-C6-N6	5.49	121.89	118.60
25	DA	686	G	N3-C4-N9	5.49	129.29	126.00
22	CB	58	U	N1-C2-O2	5.49	126.64	122.80
25	DA	812	C	N1-C2-O2	-5.48	115.61	118.90
1	AA	1053	G	C8-N9-C4	5.48	108.59	106.40
1	AA	1053	G	N7-C8-N9	-5.47	110.36	113.10
25	DA	1614	A	C5-N7-C8	-5.47	101.16	103.90
25	BA	2451	A	C5-C6-N1	5.47	120.44	117.70
23	CC	76	C	N3-C4-N4	5.47	121.83	118.00
25	BA	528	A	C5-C6-N1	-5.46	114.97	117.70
25	BA	140	A	C4-C5-N7	5.46	113.43	110.70
1	CA	91	C	N1-C2-O2	5.46	122.18	118.90
25	DA	1992	G	N3-C4-C5	-5.46	125.87	128.60
25	BA	807	U	C5-C4-O4	-5.46	122.62	125.90
23	CC	10	G	C4-N9-C1'	5.45	133.58	126.50
25	DA	226	G	C8-N9-C1'	5.44	134.07	127.00
25	BA	1220	A	C8-N9-C4	-5.44	103.62	105.80
25	DA	633	A	C6-C5-N7	-5.44	128.49	132.30
25	BA	2557	G	C4-N9-C1'	5.44	133.57	126.50
24	C1	13	U	N1-C2-O2	5.43	126.60	122.80
25	DA	226	G	C4-N9-C1'	-5.43	119.44	126.50

*Continued on next page...*

*Continued from previous page...*

Mol	Chain	Res	Type	Atoms	Z	Observed(°)	Ideal(°)
25	BA	860	U	C2-N1-C1'	5.42	124.21	117.70
25	BA	2443	C	N3-C4-N4	5.42	121.80	118.00
23	AC	68	C	C6-N1-C2	-5.42	118.13	120.30
25	BA	1427	A	C8-N9-C4	-5.41	103.64	105.80
25	DA	453	C	C6-N1-C2	5.41	122.46	120.30
23	AC	12	G	N1-C6-O6	5.41	123.14	119.90
25	BA	2211	G	C4-N9-C1'	5.41	133.53	126.50
23	AC	30	G	C2-N3-C4	-5.41	109.20	111.90
23	AC	43	G	C8-N9-C4	-5.40	104.24	106.40
25	BA	138	G	C5-N7-C8	-5.40	101.60	104.30
23	CD	2	G	N1-C6-O6	5.40	123.14	119.90
25	DA	1602	U	N3-C4-C5	5.39	117.84	114.60
25	DA	1142(A)	A	C5-N7-C8	-5.39	101.20	103.90
26	DB	81	G	N3-C4-N9	5.39	129.23	126.00
23	CD	18	C	C5-C6-N1	5.39	123.69	121.00
25	DA	172	C	C2-N1-C1'	5.38	124.72	118.80
25	BA	383	U	N1-C2-O2	5.38	126.57	122.80
25	BA	859	G	C4-N9-C1'	-5.38	119.50	126.50
25	DA	1407	C	N1-C2-O2	5.38	122.13	118.90
25	BA	2595	G	C2-N3-C4	-5.38	109.21	111.90
25	DA	1762	A	C1'-O4'-C4'	-5.38	105.60	109.90
25	DA	2595	G	N9-C4-C5	-5.38	103.25	105.40
23	AC	23	G	N7-C8-N9	5.37	115.79	113.10
1	AA	163	C	C6-N1-C1'	5.37	127.24	120.80
25	DA	1021	A	C5-N7-C8	-5.37	101.22	103.90
25	BA	2681	C	C5-C6-N1	5.37	123.68	121.00
25	DA	2720	U	N3-C4-C5	5.37	117.82	114.60
25	DA	2776	A	C8-N9-C4	-5.37	103.65	105.80
25	BA	2344	U	C2-N3-C4	-5.36	123.78	127.00
25	BA	1691	C	C6-N1-C2	-5.36	118.16	120.30
23	AC	44	A	C5-C6-N6	-5.36	119.42	123.70
26	BB	95	U	C2-N1-C1'	-5.36	111.27	117.70
22	CB	18	G	C8-N9-C4	5.36	108.54	106.40
25	DA	912	C	C6-N1-C2	-5.36	118.16	120.30
25	BA	1380	G	C4-N9-C1'	5.35	133.46	126.50
1	CA	898	G	N3-C4-C5	5.35	131.28	128.60
25	DA	1610	A	N9-C4-C5	-5.35	103.66	105.80
32	BK	12	LEU	CA-CB-CG	5.35	127.61	115.30
25	DA	1612	C	C6-N1-C2	5.35	122.44	120.30
25	BA	1614	A	C2-N3-C4	-5.34	107.93	110.60
26	BB	81	G	C4-C5-N7	5.34	112.94	110.80
25	DA	2048	G	C8-N9-C4	-5.34	104.26	106.40

*Continued on next page...*



*Continued from previous page...*

Mol	Chain	Res	Type	Atoms	Z	Observed(°)	Ideal(°)
26	DB	95	U	N3-C4-O4	-5.34	115.66	119.40
25	BA	1312	U	N3-C4-C5	-5.34	111.40	114.60
23	CC	17	C	N3-C2-O2	-5.33	118.17	121.90
22	CB	65	U	C6-N1-C2	-5.33	117.80	121.00
23	AC	62	C	C6-N1-C2	-5.33	118.17	120.30
25	BA	1678	G	N1-C6-O6	5.33	123.10	119.90
22	CB	28	C	N3-C4-C5	-5.33	119.77	121.90
25	DA	2159	G	C4-N9-C1'	5.33	133.43	126.50
23	AC	60	A	C4-C5-C6	5.33	119.66	117.00
25	BA	1698	A	N3-C4-N9	-5.33	123.14	127.40
25	DA	2573	C	C2-N1-C1'	5.32	124.65	118.80
1	AA	1495	U	C2-N1-C1'	5.32	124.08	117.70
25	DA	2502	G	C8-N9-C4	-5.31	104.28	106.40
25	BA	1141	U	C2-N3-C4	-5.31	123.82	127.00
23	CC	61	U	C6-N1-C1'	-5.31	113.77	121.20
25	BA	633	A	N9-C4-C5	-5.30	103.68	105.80
25	BA	2510	C	N1-C2-O2	-5.30	115.72	118.90
23	CC	77	A	C5-N7-C8	-5.30	101.25	103.90
22	CB	42	U	C5-C6-N1	5.29	125.35	122.70
25	DA	1623	G	N9-C4-C5	5.29	107.52	105.40
23	CC	16	C	N1-C2-O2	5.29	122.08	118.90
22	CB	40	G	C8-N9-C4	-5.29	104.28	106.40
25	BA	103	A	C8-N9-C1'	-5.29	118.18	127.70
25	BA	933	A	N1-C2-N3	5.28	131.94	129.30
1	CA	1319	A	N1-C6-N6	-5.28	115.44	118.60
25	BA	391	G	C8-N9-C1'	-5.27	120.15	127.00
25	BA	271(B)	G	N3-C4-C5	-5.27	125.97	128.60
25	BA	1678	G	C6-C5-N7	-5.27	127.24	130.40
23	CC	33	C	C6-N1-C1'	-5.26	114.48	120.80
23	AC	13	C	C2-N3-C4	5.26	122.53	119.90
41	B2	35	LEU	CA-CB-CG	5.26	127.39	115.30
23	CC	58	A	C8-N9-C4	-5.25	103.70	105.80
25	DA	1342	A	C8-N9-C4	-5.25	103.70	105.80
23	AD	1	C	N1-C2-O2	5.25	122.05	118.90
1	CA	270	A	C5-C6-N6	-5.25	119.50	123.70
25	DA	1204	A	C2-N3-C4	-5.25	107.98	110.60
25	BA	1937	A	N9-C4-C5	5.24	107.89	105.80
25	BA	541	C	N3-C2-O2	-5.24	118.23	121.90
25	BA	828	U	C5-C4-O4	5.24	129.04	125.90
25	DA	2378	A	C4-C5-C6	5.23	119.62	117.00
25	BA	1614	A	N7-C8-N9	5.23	116.42	113.80
23	AC	71	G	N3-C4-C5	5.23	131.22	128.60

*Continued on next page...*

*Continued from previous page...*

Mol	Chain	Res	Type	Atoms	Z	Observed(°)	Ideal(°)
25	BA	885	C	C2-N1-C1'	-5.23	113.05	118.80
25	BA	2452	C	C2-N1-C1'	5.23	124.55	118.80
25	DA	2346	A	C2-N3-C4	-5.23	107.98	110.60
1	AA	807	A	C8-N9-C4	-5.23	103.71	105.80
25	BA	2497	A	C4-C5-C6	5.23	119.61	117.00
25	DA	1930	G	C8-N9-C1'	5.23	133.80	127.00
25	BA	2610	C	N3-C2-O2	-5.22	118.25	121.90
25	DA	885	C	C2-N1-C1'	-5.22	113.06	118.80
23	AC	15	G	C5-C6-N1	-5.22	108.89	111.50
25	DA	530	G	C4-N9-C1'	5.22	133.28	126.50
1	CA	1177	G	C5-N7-C8	5.22	106.91	104.30
23	AC	36	A	N1-C6-N6	5.21	121.73	118.60
25	DA	2159	G	C8-N9-C1'	-5.21	120.22	127.00
25	BA	2681	C	C2-N1-C1'	5.21	124.53	118.80
22	CB	48	C	C6-N1-C2	-5.21	118.22	120.30
25	DA	103	A	C8-N9-C1'	-5.21	118.32	127.70
1	AA	1054	C	C6-N1-C2	-5.21	118.22	120.30
25	BA	146	G	N3-C4-C5	5.21	131.21	128.60
1	AA	789	U	C5-C4-O4	5.21	129.03	125.90
25	DA	1342	A	C5-C6-N6	-5.21	119.53	123.70
1	CA	1267	C	C2-N1-C1'	5.21	124.53	118.80
23	CC	35	C	C6-N1-C2	-5.21	118.22	120.30
28	BE	132	HIS	N-CA-CB	-5.20	101.23	110.60
25	BA	1332	G	N3-C4-C5	5.20	131.20	128.60
23	AC	30	G	N1-C6-O6	5.20	123.02	119.90
25	BA	1616	A	N7-C8-N9	5.20	116.40	113.80
1	CA	898	G	C8-N9-C4	5.20	108.48	106.40
22	CB	74	C	N1-C2-O2	5.20	122.02	118.90
25	DA	1475	G	C4-N9-C1'	5.20	133.25	126.50
23	AC	13	C	C4-C5-C6	-5.19	114.80	117.40
25	BA	74	A	C5-C6-N1	-5.19	115.10	117.70
25	DA	621	A	C5-C6-N1	-5.19	115.10	117.70
25	DA	1533	C	N1-C2-O2	5.19	122.02	118.90
25	BA	2062	A	C8-N9-C4	5.19	107.88	105.80
23	AC	6	G	C6-C5-N7	5.19	133.51	130.40
22	CB	35	G	C4-N9-C1'	5.19	133.24	126.50
22	CB	40	G	N7-C8-N9	5.19	115.69	113.10
23	CC	41	C	N3-C4-C5	-5.19	119.83	121.90
25	BA	2375	G	C2-N3-C4	-5.18	109.31	111.90
25	BA	1950	G	C8-N9-C4	-5.18	104.33	106.40
38	BQ	101	LEU	CA-CB-CG	5.18	127.22	115.30
25	DA	1210	A	C3'-C2'-C1'	5.18	105.65	101.50

*Continued on next page...*

Continued from previous page...

Mol	Chain	Res	Type	Atoms	Z	Observed(°)	Ideal(°)
25	BA	780	G	C2-N3-C4	5.18	114.49	111.90
25	DA	2501	C	C6-N1-C1'	5.18	127.02	120.80
25	BA	446	G	C4-C5-N7	5.18	112.87	110.80
25	DA	2490	G	C8-N9-C4	-5.18	104.33	106.40
1	CA	150	C	C2-N3-C4	5.18	122.49	119.90
25	DA	1427	A	C8-N9-C4	-5.17	103.73	105.80
25	DA	676	A	N3-C4-N9	-5.17	123.26	127.40
25	DA	1786	A	C4-N9-C1'	5.17	135.61	126.30
23	CC	22	A	N1-C6-N6	-5.17	115.50	118.60
25	DA	630	G	N9-C4-C5	-5.17	103.33	105.40
25	DA	1616	A	C8-N9-C4	-5.17	103.73	105.80
25	DA	1899	G	C2-N3-C4	-5.17	109.32	111.90
1	AA	1465	C	C5-C4-N4	-5.16	116.59	120.20
23	AC	62	C	C5-C6-N1	5.16	123.58	121.00
40	B1	98	LEU	CA-CB-CG	5.16	127.16	115.30
25	DA	1585	C	C2-N1-C1'	5.16	124.47	118.80
25	BA	1914	C	C6-N1-C2	-5.16	118.24	120.30
1	AA	163	C	C2-N1-C1'	-5.16	113.13	118.80
25	BA	1698	A	N3-C4-C5	5.16	130.41	126.80
1	CA	1025	U	N3-C4-C5	5.15	117.69	114.60
25	BA	1964	G	N9-C4-C5	-5.15	103.34	105.40
25	DA	885	C	C6-N1-C1'	5.15	126.98	120.80
25	BA	1022	G	N9-C4-C5	5.14	107.46	105.40
25	DA	1141	U	N1-C2-N3	5.14	117.99	114.90
1	CA	1278	U	C2-N1-C1'	5.14	123.87	117.70
25	DA	1309	G	N1-C6-O6	5.14	122.98	119.90
25	BA	1950	G	N3-C4-N9	-5.14	122.92	126.00
24	C1	16	A	C4-C5-C6	5.14	119.57	117.00
23	AC	45	A	C5-C6-N6	-5.14	119.59	123.70
25	BA	2609	U	C2-N1-C1'	-5.14	111.53	117.70
1	CA	91	C	C6-N1-C1'	-5.13	114.64	120.80
25	DA	2129	C	N1-C2-O2	5.13	121.98	118.90
1	CA	631	G	C3'-C2'-C1'	5.13	105.60	101.50
1	AA	1530	G	C4-N9-C1'	-5.13	119.84	126.50
25	BA	1658	C	N3-C4-C5	-5.13	119.85	121.90
22	CB	48	C	C2-N3-C4	5.13	122.46	119.90
25	BA	1653	G	N3-C4-C5	-5.12	126.04	128.60
25	BA	271(B)	G	C8-N9-C1'	-5.12	120.34	127.00
1	CA	897	C	C2-N1-C1'	-5.12	113.17	118.80
23	AC	68	C	C5-C6-N1	5.12	123.56	121.00
25	BA	216	A	C8-N9-C4	5.12	107.85	105.80
22	CB	87	A	C8-N9-C4	-5.12	103.75	105.80

Continued on next page...

*Continued from previous page...*

Mol	Chain	Res	Type	Atoms	Z	Observed(°)	Ideal(°)
25	DA	1725	G	C4-N9-C1'	5.12	133.15	126.50
25	BA	2751	G	C4-N9-C1'	5.12	133.15	126.50
1	CA	1036	G	C5-N7-C8	5.12	106.86	104.30
22	CB	36	A	C2-N3-C4	5.12	113.16	110.60
25	DA	783	A	N3-C4-C5	5.11	130.38	126.80
25	BA	1992	G	C8-N9-C4	-5.10	104.36	106.40
25	BA	2713	A	C2-N3-C4	-5.10	108.05	110.60
24	C1	16	A	N9-C4-C5	-5.10	103.76	105.80
25	DA	2502	G	N3-C4-C5	-5.09	126.05	128.60
26	DB	95	U	C6-N1-C1'	5.09	128.33	121.20
25	BA	856	C	C6-N1-C2	-5.09	118.27	120.30
27	BD	111	LEU	CA-CB-CG	5.09	127.00	115.30
49	BX	8	LEU	CA-CB-CG	5.08	127.00	115.30
1	CA	700	G	C8-N9-C1'	5.08	133.61	127.00
25	DA	801	G	N9-C4-C5	5.08	107.43	105.40
25	DA	1502	C	C2-N1-C1'	5.08	124.39	118.80
25	BA	2566	A	C8-N9-C4	-5.08	103.77	105.80
25	DA	1899	G	N3-C2-N2	-5.08	116.35	119.90
22	AB	18	G	C6-C5-N7	5.07	133.44	130.40
25	BA	210	C	C5-C6-N1	-5.07	118.46	121.00
1	CA	328	C	C6-N1-C2	-5.07	118.27	120.30
25	BA	1142(A)	A	N3-C4-N9	-5.07	123.35	127.40
23	CC	49	C	C6-N1-C2	-5.07	118.27	120.30
25	DA	2287	A	C8-N9-C1'	5.07	136.82	127.70
25	DA	2754	U	C2-N1-C1'	5.07	123.78	117.70
31	BH	167	GLU	C-N-CD	-5.07	109.46	120.60
23	CC	71	G	C4-C5-N7	5.07	112.83	110.80
23	AC	76	C	C4-C5-C6	5.06	119.93	117.40
25	DA	1602	U	N1-C2-O2	-5.06	119.25	122.80
23	AC	61	U	N3-C4-O4	5.06	122.94	119.40
23	AC	52	C	C2-N1-C1'	5.06	124.36	118.80
25	DA	2049	G	N3-C4-C5	5.06	131.13	128.60
23	AD	77	A	N3-C4-C5	-5.06	123.26	126.80
25	DA	673	C	C6-N1-C2	-5.06	118.28	120.30
1	AA	1177	G	N1-C2-N3	5.05	126.93	123.90
25	BA	2688	U	C5-C4-O4	5.05	128.93	125.90
25	BA	1678	G	N3-C4-C5	5.05	131.12	128.60
25	DA	2490	G	C6-C5-N7	-5.04	127.38	130.40
47	BZ	80	LEU	CA-CB-CG	5.04	126.89	115.30
25	DA	856	C	C2-N1-C1'	5.04	124.34	118.80
1	AA	898	G	C2-N3-C4	-5.04	109.38	111.90
1	CA	901	A	N1-C6-N6	5.04	121.62	118.60

*Continued on next page...*

*Continued from previous page...*

Mol	Chain	Res	Type	Atoms	Z	Observed(°)	Ideal(°)
25	BA	1079	C	N1-C2-O2	5.04	121.92	118.90
23	CC	28	U	N3-C2-O2	5.04	125.73	122.20
25	BA	530	G	C8-N9-C1'	5.03	133.54	127.00
22	AB	9	G	N1-C6-O6	-5.03	116.88	119.90
1	AA	812	C	C2-N1-C1'	5.03	124.33	118.80
1	AA	1495	U	C5-C6-N1	5.02	125.21	122.70
25	BA	906	G	C8-N9-C1'	5.02	133.53	127.00
1	CA	108	G	C6-C5-N7	-5.02	127.39	130.40
1	CA	754	C	C2-N1-C1'	5.02	124.32	118.80
25	DA	1963	U	C6-N1-C1'	-5.02	114.17	121.20
1	AA	898	G	N3-C4-C5	5.02	131.11	128.60
23	AC	43	G	N7-C8-N9	5.02	115.61	113.10
22	CB	85	C	C4-C5-C6	-5.02	114.89	117.40
23	AC	30	G	N1-C2-N3	5.01	126.91	123.90
25	BA	633	A	C5-C6-N6	-5.01	119.69	123.70
23	AD	77	A	N3-C4-N9	5.01	131.41	127.40
23	CC	13	C	C5-C6-N1	5.01	123.51	121.00
25	DA	1616	A	C6-C5-N7	-5.01	128.80	132.30
25	BA	580	C	C6-N1-C2	-5.00	118.30	120.30
25	DA	2713	A	N7-C8-N9	5.00	116.30	113.80

There are no chirality outliers.

All (99) planarity outliers are listed below:

Mol	Chain	Res	Type	Group
2	AE	14	GLY	Peptide
2	AE	194	PRO	Peptide
2	AE	71	VAL	Peptide
4	AG	29	PRO	Peptide
8	AK	102	ARG	Peptide
10	AM	55	LYS	Peptide
12	AO	17	LYS	Peptide
12	AO	47	LYS	Peptide
14	AQ	13	THR	Peptide
15	AR	87	ILE	Peptide
40	B1	90	VAL	Peptide
41	B2	48	GLY	Peptide
46	B3	83	PRO	Peptide
46	B3	84	LEU	Peptide
50	B4	38	LYS	Peptide
50	B4	40	HIS	Peptide
50	B4	44	THR	Peptide

*Continued on next page...*

*Continued from previous page...*

<b>Mol</b>	<b>Chain</b>	<b>Res</b>	<b>Type</b>	<b>Group</b>
50	B4	51	ASP	Peptide
51	B5	47	PRO	Peptide
52	B6	27	LYS	Peptide
53	B7	48	LYS	Peptide
54	B8	51	ALA	Peptide
54	B8	52	LYS	Peptide
27	BD	122	ASP	Peptide
27	BD	236	GLY	Peptide
27	BD	237	GLU	Peptide
27	BD	27	THR	Peptide
27	BD	28	GLU	Peptide
27	BD	47	GLY	Peptide
28	BE	131	ALA	Peptide
30	BG	13	GLU	Peptide
31	BH	153	LYS	Peptide
31	BH	7	LEU	Peptide
32	BK	10	GLU	Peptide
32	BK	116	LEU	Peptide
32	BK	134	PRO	Peptide
33	BM	96	GLU	Peptide
35	BO	115	LEU	Peptide
35	BO	26	GLY	Peptide
35	BO	36	LYS	Peptide
35	BO	5	ASP	Peptide
36	BP	21	THR	Peptide
36	BP	58	PHE	Peptide
36	BP	87	LYS	Peptide
38	BQ	110	LEU	Peptide
39	BR	115	ARG	Peptide
39	BR	3	ARG	Peptide
43	BT	67	GLY	Peptide
45	BV	160	GLY	Peptide
45	BV	5	LEU	Peptide
45	BV	63	ASP	Peptide
48	BW	15	LYS	Peptide
48	BW	17	SER	Peptide
2	CE	231	GLU	Peptide
2	CE	237	ALA	Peptide
2	CE	71	VAL	Peptide
2	CE	73	THR	Peptide
2	CE	74	LYS	Peptide
3	CF	47	LEU	Peptide

*Continued on next page...*

*Continued from previous page...*

<b>Mol</b>	<b>Chain</b>	<b>Res</b>	<b>Type</b>	<b>Group</b>
14	CQ	14	PRO	Peptide
14	CQ	27	CYS	Peptide
19	CV	66	MET	Peptide
20	CW	11	SER	Peptide
37	D0	106	GLY	Peptide
37	D0	81	ASP	Peptide
40	D1	90	VAL	Peptide
50	D4	40	HIS	Peptide
50	D4	56	VAL	Peptide
51	D5	56	LYS	Peptide
52	D6	18	ARG	Peptide
54	D8	31	HIS	Peptide
27	DD	236	GLY	Peptide
27	DD	237	GLU	Peptide
27	DD	29	PRO	Peptide
28	DE	186	GLY	Peptide
28	DE	201	THR	Peptide
28	DE	203	LYS	Peptide
28	DE	61	ARG	Peptide
28	DE	65	GLY	Peptide
28	DE	88	GLY	Peptide
29	DF	123	LEU	Peptide
29	DF	2	LYS	Peptide
30	DG	13	GLU	Peptide
31	DH	124	GLU	Peptide
31	DH	125	VAL	Peptide
32	DK	112	LYS	Peptide
32	DK	142	VAL	Peptide
32	DK	143	SER	Peptide
32	DK	82	ARG	Peptide
35	DO	110	TYR	Peptide
35	DO	115	LEU	Peptide
35	DO	139	LYS	Peptide
38	DQ	108	GLY	Peptide
38	DQ	56	LEU	Peptide
44	DU	46	LYS	Peptide
44	DU	76	CYS	Peptide
45	DV	175	VAL	Peptide
45	DV	60	GLU	Peptide
48	DW	43	GLN	Peptide

## 5.2 Too-close contacts [i](#)

In the following table, the Non-H and H(model) columns list the number of non-hydrogen atoms and hydrogen atoms in the chain respectively. The H(added) column lists the number of hydrogen atoms added and optimized by MolProbity. The Clashes column lists the number of clashes within the asymmetric unit, whereas Symm-Clashes lists symmetry-related clashes.

Mol	Chain	Non-H	H(model)	H(added)	Clashes	Symm-Clashes
1	AA	32369	0	16339	1207	1
1	CA	32372	0	16338	1298	1
2	AE	1924	0	1975	158	0
2	CE	1924	0	1975	180	0
3	AF	1605	0	1668	111	0
3	CF	1612	0	1677	144	0
4	AG	1703	0	1764	146	0
4	CG	1703	0	1763	140	1
5	AH	1155	0	1213	74	0
5	CH	1155	0	1213	91	0
6	AI	843	0	857	39	1
6	CI	843	0	857	45	0
7	AJ	1257	0	1296	68	0
7	CJ	1257	0	1296	74	0
8	AK	1116	0	1177	75	0
8	CK	1116	0	1177	66	0
9	AL	1010	0	1037	99	0
9	CL	1010	0	1037	121	0
10	AM	801	0	849	78	0
10	CM	801	0	849	114	0
11	AN	885	0	904	65	0
11	CN	885	0	904	45	0
12	AO	975	0	1062	62	0
12	CO	975	0	1062	75	0
13	AP	928	0	987	66	0
13	CP	933	0	992	107	0
14	AQ	492	0	529	47	0
14	CQ	492	0	531	68	0
15	AR	734	0	771	38	0
15	CR	734	0	771	35	0
16	AS	705	0	725	79	0
16	CS	705	0	725	45	0
17	AT	834	0	904	55	0
17	CT	834	0	904	41	0
18	AU	591	0	662	30	0
18	CU	591	0	662	47	0
19	AV	624	0	636	71	0

*Continued on next page...*



*Continued from previous page...*

Mol	Chain	Non-H	H(model)	H(added)	Clashes	Symm-Clashes
19	CV	624	0	636	91	0
20	AW	763	0	859	73	0
20	CW	763	0	861	56	0
21	AX	217	0	234	17	0
21	CX	217	0	234	23	0
22	AB	1861	0	938	85	0
22	CB	1861	0	938	99	0
23	AC	1643	0	837	75	0
23	AD	1643	0	837	97	0
23	CC	1643	0	837	91	0
23	CD	1643	0	837	108	0
24	A1	205	0	103	12	0
24	C1	205	0	103	10	0
25	BA	62707	0	31613	2105	0
25	DA	62607	0	31565	2108	1
26	BB	2617	0	1328	94	0
26	DB	2617	0	1328	135	0
27	BD	2115	0	2195	238	0
27	DD	2115	0	2195	211	0
28	BE	1568	0	1634	334	0
28	DE	1568	0	1634	256	0
29	BF	1585	0	1632	119	0
29	DF	1627	0	1680	184	0
30	BG	1474	0	1535	171	0
30	DG	1474	0	1535	148	0
31	BH	1307	0	1382	135	0
31	DH	1307	0	1382	156	1
32	BK	1136	0	1223	99	0
32	DK	1136	0	1223	84	0
33	BM	1104	0	1180	142	0
33	DM	1104	0	1180	87	0
34	BN	933	0	996	63	0
34	DN	933	0	996	51	0
35	BO	1145	0	1228	200	0
35	DO	1145	0	1227	240	0
36	BP	1122	0	1179	95	0
36	DP	1122	0	1179	208	0
37	B0	968	0	1033	78	0
37	D0	960	0	1021	60	0
38	BQ	882	0	943	106	0
38	DQ	882	0	943	120	0
39	BR	1141	0	1202	116	0

*Continued on next page...*

*Continued from previous page...*

Mol	Chain	Non-H	H(model)	H(added)	Clashes	Symm-Clashes
39	DR	1141	0	1202	125	0
40	B1	964	0	1022	98	0
40	D1	964	0	1022	94	0
41	B2	779	0	852	80	0
41	D2	779	0	852	129	0
42	BS	900	0	964	71	0
42	DS	900	0	964	42	0
43	BT	725	0	778	53	0
43	DT	725	0	778	75	0
44	BU	785	0	878	75	0
44	DU	785	0	878	98	0
45	BV	1397	0	1430	120	0
45	DV	1428	0	1454	162	0
46	B3	607	0	628	50	0
46	D3	613	0	633	52	0
47	BZ	763	0	848	50	0
47	DZ	763	0	848	46	0
48	BW	558	0	610	44	0
48	DW	581	0	629	49	0
49	BX	469	0	518	35	0
49	DX	469	0	518	24	0
50	B4	533	0	522	84	0
50	D4	515	0	510	84	0
51	B5	459	0	480	54	0
51	D5	454	0	475	44	0
52	B6	389	0	404	80	0
52	D6	389	0	404	84	0
53	B7	430	0	480	30	0
53	D7	430	0	480	36	0
54	B8	488	0	558	110	0
54	D8	488	0	558	113	0
55	A1	2	0	0	0	0
55	AA	242	0	0	0	0
55	AB	5	0	0	0	0
55	AC	9	0	0	0	0
55	AD	1	0	0	0	0
55	AG	1	0	0	0	0
55	AH	1	0	0	0	0
55	AN	2	0	0	0	0
55	AQ	1	0	0	0	0
55	B0	1	0	0	0	0
55	B1	1	0	0	0	0

*Continued on next page...*

Continued from previous page...

Mol	Chain	Non-H	H(model)	H(added)	Clashes	Symm-Clashes
55	B2	1	0	0	0	0
55	B3	1	0	0	0	0
55	B5	1	0	0	0	0
55	B7	1	0	0	0	0
55	B8	1	0	0	0	0
55	BA	623	0	0	0	0
55	BB	17	0	0	0	0
55	BD	1	0	0	0	0
55	BE	5	0	0	0	0
55	BF	3	0	0	0	0
55	BO	2	0	0	0	0
55	BU	2	0	0	0	0
55	CA	207	0	0	0	0
55	CB	3	0	0	0	0
55	CC	8	0	0	0	0
55	CG	2	0	0	0	0
55	CN	1	0	0	0	0
55	CS	1	0	0	0	0
55	D1	2	0	0	0	0
55	D3	1	0	0	0	0
55	D5	1	0	0	0	0
55	DA	526	0	0	0	0
55	DB	14	0	0	0	0
55	DE	3	0	0	0	0
55	DP	1	0	0	0	0
55	DR	1	0	0	0	0
55	DU	1	0	0	0	0
56	AG	1	0	0	0	0
56	AQ	1	0	0	0	0
56	CG	1	0	0	0	0
56	CQ	1	0	0	0	0
All	All	299552	0	200910	14872	3

The all-atom clashscore is defined as the number of clashes found per 1000 atoms (including hydrogen atoms). The all-atom clashscore for this structure is 30.

All (14872) close contacts within the same asymmetric unit are listed below, sorted by their clash magnitude.

Atom-1	Atom-2	Interatomic distance (Å)	Clash overlap (Å)
1:AA:625:G:H4'	16:AS:16:HIS:CD2	1.33	1.61
28:DE:46:ALA:CB	28:DE:82:ARG:HA	1.37	1.55

Continued on next page...

*Continued from previous page...*

Atom-1	Atom-2	Interatomic distance (Å)	Clash overlap (Å)
30:BG:83:ARG:H	30:BG:86:MET:CE	1.24	1.47
36:DP:26:TYR:CE1	36:DP:139:GLU:HB2	1.48	1.45
25:BA:1056:G:N2	25:BA:1103:A:H62	1.13	1.44
28:DE:46:ALA:HB2	28:DE:82:ARG:CA	1.50	1.41
47:BZ:85:LEU:C	47:BZ:87:PRO:HD2	1.38	1.40
1:AA:625:G:C4'	16:AS:16:HIS:HD2	1.32	1.40
25:BA:2467:C:C2'	25:BA:2468:G:H5'	1.53	1.39
25:DA:226:G:N2	25:DA:228:A:H61	1.21	1.39
25:BA:49:A:N7	25:BA:120:U:H5	1.20	1.38
36:DP:24:GLY:HA3	36:DP:25:ASP:CB	1.42	1.35
35:BO:61:ARG:HB2	35:BO:61:ARG:NH2	1.39	1.35
25:DA:226:G:H21	25:DA:228:A:N6	0.88	1.35
51:D5:4:HIS:HB3	51:D5:5:PRO:CD	1.39	1.35
35:DO:61:ARG:NH2	35:DO:61:ARG:HB2	1.39	1.35
25:DA:226:G:N2	25:DA:228:A:N6	1.73	1.34
25:DA:847:U:C5	25:DA:933:A:N6	1.95	1.34
25:BA:631:A:OP2	54:B8:46:ARG:NH2	1.60	1.33
28:BE:79:ARG:CD	28:BE:197:ILE:HG21	1.59	1.31
27:BD:272:ALA:HB1	27:BD:273:ARG:CA	1.62	1.30
1:AA:1160:G:H1	1:AA:1177:G:N2	1.29	1.30
28:DE:46:ALA:CB	28:DE:82:ARG:CA	2.08	1.29
38:BQ:23:ARG:HD3	38:BQ:85:VAL:O	1.28	1.28
20:AW:10:LEU:CD2	20:AW:12:ALA:HB3	1.62	1.28
54:D8:49:VAL:C	54:D8:50:LEU:HD12	1.53	1.27
35:DO:19:VAL:CG2	35:DO:27:HIS:HB3	1.62	1.27
27:BD:272:ALA:CB	27:BD:273:ARG:HA	1.53	1.27
38:BQ:83:LYS:O	38:BQ:109:GLY:HA2	1.24	1.27
25:DA:9:U:H3	25:DA:2629:A:N6	1.31	1.27
27:DD:35:LYS:HD2	27:DD:104:TYR:CD1	1.70	1.27
36:DP:29:PHE:CD2	36:DP:65:PHE:CE1	2.22	1.26
28:BE:23:VAL:HG12	28:BE:185:LYS:CB	1.66	1.25
38:DQ:87:PHE:CE1	38:DQ:102:ALA:HB2	1.71	1.25
25:BA:49:A:N7	25:BA:120:U:C5	2.03	1.25
25:BA:2310:A:N3	30:BG:77:ILE:HD11	1.50	1.24
25:DA:847:U:C4	25:DA:933:A:N6	2.03	1.24
30:BG:83:ARG:HG3	30:BG:86:MET:CE	1.65	1.24
27:DD:43:ARG:HH11	27:DD:44:ASN:ND2	1.33	1.24
41:D2:81:TYR:O	41:D2:82:ARG:HG3	1.37	1.23
28:BE:23:VAL:HB	28:BE:184:VAL:O	1.10	1.23
27:BD:43:ARG:NH1	27:BD:44:ASN:OD1	1.70	1.22
16:AS:20:VAL:HG21	16:AS:32:TYR:CD1	1.74	1.22

*Continued on next page...*

*Continued from previous page...*

Atom-1	Atom-2	Interatomic distance (Å)	Clash overlap (Å)
27:BD:35:LYS:HD2	27:BD:104:TYR:CD1	1.74	1.22
25:DA:2681:C:C5	25:DA:2725:A:N6	2.06	1.21
36:DP:26:TYR:CD1	36:DP:139:GLU:CG	2.24	1.21
28:BE:19:ARG:NH1	34:BN:72:PRO:HB3	1.55	1.21
35:DO:19:VAL:HG23	35:DO:27:HIS:CB	1.69	1.20
36:DP:26:TYR:HD1	36:DP:139:GLU:CG	1.55	1.20
54:D8:34:TRP:O	54:D8:36:LYS:HG3	1.37	1.20
36:DP:66:ILE:HD12	36:DP:67:ARG:N	1.55	1.19
25:DA:2371:G:O4'	52:D6:45:LYS:HE2	1.39	1.19
36:DP:29:PHE:CD2	36:DP:65:PHE:HE1	1.56	1.19
16:AS:19:ILE:CG2	16:AS:36:ILE:CG1	2.21	1.18
16:AS:20:VAL:HG21	16:AS:32:TYR:CG	1.77	1.18
33:DM:47:ALA:HB2	33:DM:112:LEU:HD11	1.23	1.18
36:DP:66:ILE:CD1	36:DP:67:ARG:H	1.55	1.18
28:BE:35:GLN:CB	28:BE:48:GLN:HG3	1.74	1.18
38:BQ:83:LYS:O	38:BQ:109:GLY:CA	1.92	1.18
23:AC:17:C:H3'	23:AC:18:C:H5''	1.25	1.17
25:BA:2309:A:H2'	25:BA:2310:A:C5'	1.74	1.17
28:BE:81:ILE:HG21	28:BE:84:PHE:CD1	1.78	1.17
1:CA:1004:A:H1'	1:CA:1036:G:N1	1.59	1.17
1:AA:625:G:C4'	16:AS:16:HIS:CD2	2.14	1.17
25:BA:1899:G:H22	25:BA:1902:C:N4	1.41	1.17
39:DR:74:ARG:HH11	39:DR:74:ARG:HG2	1.10	1.17
28:BE:14:ILE:HG22	28:BE:15:PHE:N	1.54	1.16
30:BG:83:ARG:N	30:BG:86:MET:CE	2.08	1.16
25:DA:1257:C:O2'	29:DF:84:VAL:CG1	1.93	1.16
35:BO:15:ARG:HH11	35:BO:15:ARG:HG2	1.10	1.16
25:BA:2317:C:H2'	25:BA:2318:G:H5'	1.28	1.16
35:BO:65:ARG:HG3	35:BO:65:ARG:HH11	1.07	1.16
25:BA:2309:A:C2'	25:BA:2310:A:H5'	1.76	1.15
52:D6:48:VAL:HG13	52:D6:49:HIS:N	1.57	1.15
25:DA:672:C:H2'	25:DA:673:C:H5''	1.22	1.15
25:BA:1056:G:N2	25:BA:1103:A:N6	1.93	1.15
1:AA:1053:G:H5'	1:AA:1054:C:H5'	1.24	1.14
33:BM:47:ALA:HB2	33:BM:112:LEU:HD11	1.27	1.14
23:CC:30:G:C2'	23:CC:31:G:H5'	1.77	1.14
27:BD:35:LYS:HD3	27:BD:63:ARG:HB3	1.30	1.14
16:AS:19:ILE:HG23	16:AS:36:ILE:CG1	1.76	1.14
16:AS:19:ILE:HG23	16:AS:36:ILE:HG12	1.15	1.14
28:BE:52:LEU:HB2	28:BE:75:VAL:CG2	1.77	1.14
38:DQ:14:VAL:HG21	38:DQ:89:ARG:CD	1.77	1.14

*Continued on next page...*

*Continued from previous page...*

Atom-1	Atom-2	Interatomic distance (Å)	Clash overlap (Å)
4:AG:9:CYS:O	4:AG:13:ARG:HG2	1.46	1.13
51:D5:4:HIS:CB	51:D5:5:PRO:HD3	1.78	1.13
28:BE:52:LEU:HD23	28:BE:52:LEU:H	1.13	1.13
38:DQ:87:PHE:HE1	38:DQ:102:ALA:HB2	0.97	1.13
25:DA:2306:C:H3'	25:DA:2307:G:H5''	1.29	1.13
28:BE:23:VAL:HG12	28:BE:185:LYS:CA	1.79	1.12
29:DF:89:VAL:HG12	29:DF:90:PHE:N	1.54	1.12
16:AS:19:ILE:HG21	16:AS:36:ILE:HG13	1.30	1.12
1:CA:975:A:H4'	1:CA:976:G:H5''	1.25	1.12
1:AA:1139:G:N2	1:AA:1143:G:O6	1.81	1.11
28:BE:19:ARG:NH1	34:BN:72:PRO:CB	2.12	1.11
28:DE:46:ALA:HB1	28:DE:82:ARG:N	1.65	1.11
25:DA:2060:A:OP1	29:DF:68:LYS:O	1.67	1.11
25:DA:2393:A:H5'	35:DO:62:LEU:HB3	1.16	1.11
25:DA:2636:U:OP1	28:DE:79:ARG:O	1.69	1.11
41:D2:85:LYS:HG3	41:D2:87:HIS:H	1.10	1.11
30:BG:83:ARG:H	30:BG:86:MET:HE1	1.07	1.11
23:CC:60:A:H2'	23:CC:61:U:H5'	1.17	1.11
31:DH:125:VAL:HG22	31:DH:126:PRO:HD3	1.12	1.11
26:BB:15:A:H5'	26:BB:16:G:C8	1.86	1.10
27:BD:181:GLU:HA	27:BD:272:ALA:CB	1.80	1.10
39:DR:54:ARG:HH11	39:DR:54:ARG:HG2	1.07	1.10
28:BE:51:PHE:CD1	28:BE:52:LEU:HD23	1.87	1.10
28:BE:78:LEU:HD12	28:BE:79:ARG:N	1.67	1.10
30:BG:67:LYS:HE2	50:B4:6:HIS:CE1	1.86	1.10
31:DH:151:ILE:O	31:DH:152:ARG:HG3	1.49	1.10
33:DM:45:ASN:O	33:DM:46:VAL:HG23	1.52	1.10
41:D2:76:LYS:O	41:D2:79:VAL:HG23	1.51	1.10
23:CC:17:C:H3'	23:CC:18:C:H5''	1.32	1.10
23:AD:5:G:N2	23:AD:70:C:N3	2.00	1.09
28:BE:4:ILE:HD13	28:BE:28:ALA:HB1	1.14	1.09
44:BU:79:CYS:SG	44:BU:80:GLY:N	2.25	1.09
38:DQ:14:VAL:CG2	38:DQ:89:ARG:HD3	1.81	1.09
53:D7:8:ASN:ND2	53:D7:11:LYS:H	1.50	1.09
33:BM:42:TRP:HA	33:BM:48:MET:HE1	1.17	1.09
27:DD:27:THR:HG21	27:DD:83:GLU:HG2	1.30	1.09
1:CA:1223:C:H5''	1:CA:1224:G:H5''	1.11	1.09
36:DP:26:TYR:CE1	36:DP:139:GLU:CB	2.33	1.09
45:DV:146:ILE:HG13	45:DV:147:GLY:H	1.11	1.09
1:AA:1305:G:H22	1:AA:1331:G:H2'	1.15	1.09
36:DP:24:GLY:CA	36:DP:25:ASP:CB	2.30	1.09

*Continued on next page...*

*Continued from previous page...*

Atom-1	Atom-2	Interatomic distance (Å)	Clash overlap (Å)
5:AH:126:ARG:HH11	5:AH:126:ARG:HG3	1.14	1.09
25:BA:2310:A:C2	30:BG:77:ILE:CG1	2.36	1.09
26:DB:74:U:H2'	26:DB:75:G:H5''	1.19	1.09
3:CF:111:LEU:HD11	3:CF:145:GLY:HA3	1.34	1.08
20:AW:10:LEU:HD21	20:AW:12:ALA:CB	1.83	1.08
25:BA:2310:A:N3	30:BG:77:ILE:CD1	2.17	1.08
35:DO:64:LYS:CB	54:D8:25:MET:HG3	1.82	1.08
16:AS:19:ILE:CG2	16:AS:36:ILE:HG12	1.82	1.08
20:AW:10:LEU:HD21	20:AW:12:ALA:HB3	1.22	1.08
25:BA:1026:U:H1'	25:BA:1027:A:O5'	1.50	1.08
28:BE:35:GLN:HB3	28:BE:48:GLN:HG3	1.30	1.08
28:BE:79:ARG:HD2	28:BE:197:ILE:CG2	1.84	1.08
30:BG:83:ARG:HG3	30:BG:86:MET:HE2	1.26	1.08
25:DA:2415:G:H4'	35:DO:67:MET:H	1.10	1.08
36:DP:27:VAL:HG13	36:DP:105:GLU:OE2	1.53	1.08
28:BE:81:ILE:CG2	28:BE:84:PHE:HB2	1.83	1.08
28:BE:81:ILE:HG22	28:BE:84:PHE:HB2	1.27	1.08
52:B6:47:THR:HG22	52:B6:48:VAL:H	0.93	1.08
1:CA:963:G:H21	10:CM:55:LYS:HD3	1.13	1.08
27:DD:35:LYS:HE2	27:DD:104:TYR:HB2	1.13	1.08
35:DO:15:ARG:CG	35:DO:15:ARG:HH11	1.67	1.08
52:D6:48:VAL:CG1	52:D6:49:HIS:H	1.62	1.08
25:BA:1899:G:N2	25:BA:1902:C:H41	1.52	1.08
25:DA:2371:G:C4'	52:D6:45:LYS:HE2	1.83	1.08
28:BE:23:VAL:CB	28:BE:184:VAL:O	2.01	1.07
23:CC:30:G:H2'	23:CC:31:G:H5'	1.29	1.07
35:DO:65:ARG:HH11	35:DO:65:ARG:HG3	1.07	1.07
52:D6:48:VAL:O	52:D6:49:HIS:HB2	1.51	1.07
25:BA:2310:A:C2	30:BG:77:ILE:HG12	1.88	1.07
29:DF:83:PHE:O	29:DF:84:VAL:HG13	1.53	1.07
1:CA:448:A:OP2	1:CA:485:G:N2	1.86	1.07
25:DA:9:U:N3	25:DA:2629:A:N6	2.01	1.07
28:BE:19:ARG:HH11	34:BN:72:PRO:HB3	0.92	1.07
28:BE:23:VAL:CG1	28:BE:185:LYS:HB3	1.84	1.07
28:BE:36:ARG:HH22	28:BE:88:GLY:HA2	1.19	1.07
48:BW:4:SER:HB2	48:BW:5:GLU:OE2	1.54	1.07
4:CG:13:ARG:HG2	4:CG:14:ARG:H	1.18	1.07
15:CR:17:ARG:HH11	15:CR:17:ARG:HG3	1.17	1.07
38:DQ:14:VAL:HG21	38:DQ:89:ARG:HD3	1.07	1.07
28:BE:23:VAL:HG12	28:BE:185:LYS:HB3	1.14	1.07
28:BE:38:THR:HB	28:BE:39:PRO:HD2	1.36	1.07

*Continued on next page...*

Continued from previous page...

Atom-1	Atom-2	Interatomic distance (Å)	Clash overlap (Å)
36:DP:29:PHE:HD2	36:DP:65:PHE:CE1	1.63	1.07
25:BA:2394:C:OP1	35:BO:63:PRO:HD2	1.55	1.06
31:DH:127:GLU:HG2	31:DH:128:PRO:HD2	1.32	1.06
41:D2:83:ARG:N	41:D2:83:ARG:HD2	1.67	1.06
36:BP:76:LYS:H	36:BP:88:GLY:HA3	1.00	1.06
36:DP:63:LYS:HD3	36:DP:63:LYS:C	1.75	1.06
52:D6:25:LYS:HB3	54:D8:34:TRP:HZ3	1.14	1.06
25:BA:1884:A:H2'	25:BA:1885:A:H5''	1.32	1.06
22:CB:59:U:O2'	22:CB:70:G:H4'	1.55	1.06
25:DA:2420:C:OP1	54:D8:34:TRP:HB3	1.55	1.06
28:DE:47:VAL:O	28:DE:80:GLU:HA	1.53	1.06
35:DO:64:LYS:HB3	54:D8:25:MET:CG	1.83	1.06
27:BD:35:LYS:HB3	27:BD:63:ARG:HA	1.38	1.06
28:BE:14:ILE:CG2	28:BE:15:PHE:H	1.60	1.06
29:BF:178:PRO:HB2	29:BF:201:VAL:HG11	1.38	1.05
35:BO:15:ARG:HH11	35:BO:15:ARG:CG	1.67	1.05
31:DH:152:ARG:O	31:DH:153:LYS:HB2	1.46	1.05
38:DQ:87:PHE:HE1	38:DQ:102:ALA:CB	1.69	1.05
47:DZ:91:LYS:HB2	47:DZ:91:LYS:NZ	1.66	1.05
25:BA:2371:G:O4'	52:B6:45:LYS:HG3	1.55	1.05
39:BR:74:ARG:HH11	39:BR:74:ARG:HG2	1.16	1.05
27:BD:35:LYS:NZ	27:BD:104:TYR:HB2	1.72	1.05
28:BE:56:PRO:O	28:BE:57:LYS:HB2	1.48	1.05
25:BA:2393:A:H5'	35:BO:62:LEU:HB3	1.37	1.05
41:D2:82:ARG:HH11	41:D2:82:ARG:HG2	0.91	1.04
25:BA:2469:A:N6	25:BA:2481:G:N3	2.03	1.04
30:BG:83:ARG:N	30:BG:86:MET:HE1	1.66	1.04
31:BH:171:LEU:O	31:BH:171:LEU:HD12	1.55	1.04
1:AA:1004:A:H1'	1:AA:1036:G:C6	1.91	1.04
25:BA:620:G:H4'	25:BA:621:A:H5''	1.35	1.04
28:BE:81:ILE:CG2	28:BE:84:PHE:CB	2.34	1.04
25:DA:9:U:N3	25:DA:2629:A:C6	2.25	1.04
25:DA:2748:A:N7	25:DA:2754:U:O4	1.88	1.04
25:BA:860:U:H5	25:BA:917:A:C2	1.74	1.04
35:DO:15:ARG:HH11	35:DO:15:ARG:HG2	1.10	1.04
39:DR:52:ILE:HG22	39:DR:52:ILE:O	1.58	1.04
35:BO:9:ASN:HB3	35:BO:10:PRO:HD2	1.36	1.03
28:DE:52:LEU:O	28:DE:74:PRO:HA	1.58	1.03
21:AX:15:ARG:HH11	21:AX:15:ARG:HG2	1.18	1.03
23:AC:17:C:H3'	23:AC:18:C:C5'	1.87	1.03
28:BE:19:ARG:HH11	34:BN:72:PRO:CB	1.71	1.03

Continued on next page...



*Continued from previous page...*

Atom-1	Atom-2	Interatomic distance (Å)	Clash overlap (Å)
28:BE:52:LEU:HB2	28:BE:75:VAL:HG22	1.38	1.03
50:B4:62:ARG:O	50:B4:66:SER:HA	1.58	1.03
22:CB:37:G:N2	24:C1:19:U:O2	1.89	1.03
25:DA:74:A:H4'	25:DA:75:G:O5'	1.55	1.03
25:DA:1342:A:N1	25:DA:1602:U:N3	2.06	1.03
16:AS:19:ILE:CG2	16:AS:36:ILE:HG13	1.82	1.03
28:BE:27:LEU:HD23	28:BE:27:LEU:C	1.78	1.03
36:DP:24:GLY:HA3	36:DP:25:ASP:HB2	1.04	1.03
11:AN:79:SER:O	11:AN:80:VAL:HG13	1.59	1.03
29:BF:198:ALA:HA	29:BF:201:VAL:HG12	1.40	1.03
25:BA:71:A:C2	43:BT:31:HIS:HE1	1.77	1.03
36:BP:66:ILE:HG13	36:BP:67:ARG:H	1.19	1.03
27:DD:44:ASN:HB3	27:DD:49:ILE:HA	1.40	1.03
51:D5:16:ARG:HH11	51:D5:16:ARG:HG2	1.19	1.03
28:BE:48:GLN:O	28:BE:49:LEU:HB2	1.57	1.02
25:DA:1070:A:H5'	25:DA:1071:G:H5''	1.39	1.02
25:BA:2309:A:H2'	25:BA:2310:A:H5'	1.03	1.02
28:BE:51:PHE:CD1	28:BE:52:LEU:CD2	2.43	1.02
28:BE:81:ILE:HG21	28:BE:84:PHE:CG	1.93	1.02
35:BO:61:ARG:HH21	35:BO:61:ARG:CB	1.73	1.02
29:DF:89:VAL:CG1	29:DF:90:PHE:H	1.65	1.02
2:CE:16:HIS:HD2	2:CE:209:ARG:HB3	1.21	1.02
25:DA:2580:U:H4'	28:DE:130:GLY:HA3	1.38	1.02
35:DO:61:ARG:HH21	35:DO:61:ARG:CB	1.73	1.02
1:AA:1004:A:H1'	1:AA:1036:G:N1	1.75	1.02
2:AE:32:ILE:HD11	2:AE:40:HIS:HB3	1.39	1.02
23:AC:76:C:H5''	23:AC:77:A:OP2	1.60	1.02
25:BA:2309:A:C2'	25:BA:2310:A:C5'	2.35	1.02
39:BR:36:GLU:HG3	39:BR:41:ARG:HD2	1.42	1.02
25:DA:882:G:H1	25:DA:894:C:N4	1.57	1.02
28:DE:48:GLN:C	28:DE:49:LEU:HG	1.76	1.02
41:D2:76:LYS:HB3	41:D2:79:VAL:HG21	1.38	1.02
52:D6:41:PRO:HD2	52:D6:45:LYS:O	1.59	1.02
51:D5:4:HIS:CB	51:D5:5:PRO:CD	2.30	1.01
1:AA:1182:G:H4'	1:AA:1183:A:H5'	1.39	1.01
28:BE:27:LEU:HD13	39:BR:1:MET:CE	1.90	1.01
1:AA:1446:A:H4'	1:AA:1446:A:OP1	1.58	1.01
31:BH:171:LEU:HD12	31:BH:171:LEU:C	1.77	1.01
2:CE:74:LYS:NZ	2:CE:205:ASP:O	1.92	1.01
25:DA:672:C:C2'	25:DA:673:C:H5''	1.89	1.01
28:DE:46:ALA:HB1	28:DE:82:ARG:H	1.18	1.01

*Continued on next page...*

*Continued from previous page...*

Atom-1	Atom-2	Interatomic distance (Å)	Clash overlap (Å)
36:DP:24:GLY:HA3	36:DP:25:ASP:HB3	1.37	1.01
39:DR:55:ASN:H	39:DR:59:THR:HG22	1.23	1.01
40:D1:91:ASP:OD2	40:D1:96:ALA:HB2	1.58	1.01
52:D6:25:LYS:HB3	54:D8:34:TRP:CZ3	1.95	1.01
4:AG:65:ARG:NH1	4:AG:70:ILE:O	1.94	1.01
25:BA:993:G:OP1	40:B1:50:ARG:NH2	1.94	1.01
28:BE:4:ILE:CD1	28:BE:28:ALA:HB1	1.90	1.01
28:DE:134:ILE:HD12	28:DE:134:ILE:O	1.58	1.01
36:DP:26:TYR:CD1	36:DP:139:GLU:HG2	1.90	1.01
43:DT:8:ILE:HD11	43:DT:43:VAL:HG12	1.42	1.01
25:BA:2467:C:H2'	25:BA:2468:G:H5'	1.07	1.01
47:BZ:86:SER:N	47:BZ:87:PRO:HD2	1.69	1.01
1:AA:56:U:H4'	32:DK:82:ARG:HH21	1.23	1.00
25:BA:607:U:H3	25:BA:621:A:H2	1.07	1.00
29:BF:46:ARG:HH11	29:BF:46:ARG:HG2	1.26	1.00
36:DP:75:THR:HB	36:DP:88:GLY:HA3	1.41	1.00
25:BA:2404:C:H1'	35:BO:67:MET:CE	1.92	1.00
25:BA:2415:G:H4'	35:BO:67:MET:H	1.19	1.00
35:BO:64:LYS:CB	54:B8:25:MET:HG3	1.90	1.00
25:DA:1012:U:N3	25:DA:1143:A:N1	2.09	1.00
28:BE:50:GLY:HA2	28:BE:77:ILE:HA	1.42	1.00
48:BW:50:ILE:HD12	48:BW:51:ARG:H	1.23	1.00
1:CA:328:C:H2'	1:CA:328:C:O2	1.61	1.00
27:DD:35:LYS:CE	27:DD:104:TYR:HB2	1.90	1.00
39:DR:26:ASP:HB2	39:DR:91:ARG:HA	1.43	1.00
41:D2:85:LYS:HG3	41:D2:87:HIS:N	1.75	1.00
25:BA:882:G:H2'	25:BA:883:G:C8	1.97	1.00
51:D5:36:CYS:SG	51:D5:49:CYS:HB3	2.00	1.00
25:BA:1105:U:H2'	25:BA:1106:G:H8	1.25	1.00
25:BA:1728:G:H3'	25:BA:1729:A:C5'	1.91	1.00
28:BE:81:ILE:HG22	28:BE:84:PHE:CB	1.92	1.00
1:CA:1160:G:H1	1:CA:1177:G:N2	1.60	1.00
35:DO:64:LYS:CD	54:D8:25:MET:SD	2.50	1.00
1:AA:820:U:H4'	1:AA:821:G:OP2	1.60	1.00
25:BA:2317:C:C2'	25:BA:2318:G:H5'	1.92	1.00
25:BA:1689:A:H62	25:BA:1698:A:H2	1.05	0.99
31:DH:151:ILE:C	31:DH:152:ARG:HG3	1.77	0.99
1:AA:1124:G:H3'	1:AA:1145:C:H41	1.25	0.99
25:DA:1332:G:N2	25:DA:1609:A:O2'	1.95	0.99
22:AB:7:G:H3'	22:AB:8:U:H5'	1.43	0.99
25:DA:2394:C:OP1	35:DO:62:LEU:HB2	1.62	0.99

*Continued on next page...*

*Continued from previous page...*

Atom-1	Atom-2	Interatomic distance (Å)	Clash overlap (Å)
41:D2:83:ARG:CD	41:D2:83:ARG:H	1.74	0.99
13:AP:65:LYS:HB3	50:B4:50:VAL:HG11	1.41	0.99
25:BA:885:C:C2	25:BA:890:A:N6	2.30	0.99
51:B5:4:HIS:HB3	51:B5:5:PRO:HD3	1.44	0.99
1:AA:1160:G:N1	1:AA:1177:G:N2	2.08	0.99
16:AS:20:VAL:CG2	16:AS:32:TYR:CG	2.44	0.99
29:DF:24:LEU:HD12	29:DF:25:PRO:HD3	1.43	0.99
33:DM:97:ARG:HH11	33:DM:97:ARG:HG2	1.24	0.99
36:DP:66:ILE:HD12	36:DP:67:ARG:H	0.86	0.99
36:DP:64:ILE:HA	36:DP:106:VAL:HG12	1.42	0.99
38:DQ:78:LEU:HD11	38:DQ:107:GLU:HB3	1.44	0.99
27:BD:35:LYS:HD3	27:BD:63:ARG:CB	1.92	0.99
28:BE:201:THR:HG22	28:BE:203:LYS:H	1.25	0.99
27:DD:35:LYS:HB3	27:DD:63:ARG:HA	1.41	0.99
25:BA:2577:A:H5''	25:BA:2578:G:H5'	1.45	0.98
28:BE:79:ARG:CD	28:BE:197:ILE:CG2	2.41	0.98
41:B2:47:VAL:CG2	41:B2:48:GLY:H	1.75	0.98
25:DA:273(C):C:H42	25:DA:363(C):G:H1	1.10	0.98
25:DA:1826:G:H4'	27:DD:242:ARG:HH21	1.26	0.98
45:BV:6:LYS:HA	45:BV:60:GLU:HB2	1.43	0.98
22:CB:87:A:H8	25:DA:2583:G:H21	1.00	0.98
25:BA:2404:C:H1'	35:BO:67:MET:HE1	0.98	0.98
4:CG:108:LEU:HD21	4:CG:183:GLY:HA3	1.44	0.98
25:DA:2422:A:H4'	25:DA:2423:U:OP1	1.62	0.98
48:DW:14:ARG:HG3	48:DW:15:LYS:HE3	1.42	0.98
12:AO:18:VAL:HG23	12:AO:19:ARG:H	1.28	0.98
25:BA:1379:A:H1'	25:BA:1380:G:OP1	1.64	0.98
46:B3:40:GLN:NE2	46:B3:44:ARG:H	1.60	0.98
52:B6:47:THR:HG22	52:B6:48:VAL:N	1.75	0.98
1:AA:791:G:H2'	1:AA:792:A:H5'	1.43	0.98
11:AN:40:ILE:HG22	11:AN:75:TYR:HD2	1.27	0.98
25:DA:2275:C:O2'	36:DP:84:GLY:HA3	1.61	0.98
35:BO:65:ARG:HH21	54:B8:15:LYS:HB2	1.29	0.98
25:DA:2470:G:OP1	36:DP:56:ARG:NH2	1.96	0.98
45:DV:144:LEU:HD12	45:DV:144:LEU:O	1.64	0.98
2:AE:96:ARG:H	2:AE:96:ARG:HD2	1.29	0.98
29:BF:29:ASN:H	29:BF:112:MET:CE	1.77	0.98
1:AA:975:A:H4'	1:AA:976:G:H5''	1.43	0.98
20:AW:26:ASN:ND2	20:AW:26:ASN:H	1.52	0.98
1:CA:992:U:H3	1:CA:1044:A:H62	1.08	0.98
1:AA:838:G:H1	1:AA:848:C:H42	1.09	0.97

*Continued on next page...*

*Continued from previous page...*

Atom-1	Atom-2	Interatomic distance (Å)	Clash overlap (Å)
25:BA:883:G:H1	25:BA:893:C:N4	1.61	0.97
1:CA:1497:G:H2'	1:CA:1498:U:H5'	1.46	0.97
35:DO:64:LYS:HB2	54:D8:25:MET:HG3	1.44	0.97
20:AW:10:LEU:CD2	20:AW:12:ALA:CB	2.41	0.97
23:AC:17:C:C3'	23:AC:18:C:H5''	1.94	0.97
31:BH:30:LYS:HD2	31:BH:81:GLU:H	1.27	0.97
25:DA:1012:U:C2	25:DA:1143:A:C2	2.52	0.97
44:DU:96:ILE:HG12	44:DU:101:LYS:HG3	1.41	0.97
41:D2:35:LEU:HG	41:D2:37:VAL:HG11	1.46	0.97
52:D6:43:CYS:O	52:D6:44:ARG:HB2	1.63	0.97
47:DZ:87:PRO:HA	47:DZ:90:ILE:HG23	1.47	0.97
35:DO:19:VAL:HG23	35:DO:27:HIS:HB3	0.97	0.97
33:BM:42:TRP:HA	33:BM:48:MET:CE	1.94	0.97
30:BG:73:ALA:HB2	30:BG:82:LEU:HD21	1.44	0.97
36:DP:66:ILE:O	36:DP:67:ARG:HG3	1.65	0.97
25:BA:67:U:H3	25:BA:74:A:H2	0.99	0.97
25:BA:654(M):C:H2'	25:BA:654(N):G:C8	2.00	0.97
29:DF:67:GLN:HG3	29:DF:67:GLN:O	1.62	0.97
36:BP:76:LYS:N	36:BP:88:GLY:HA3	1.79	0.96
25:DA:2638:G:P	28:DE:82:ARG:HH22	1.86	0.96
27:DD:35:LYS:HE3	27:DD:64:ILE:C	1.85	0.96
3:CF:119:ARG:HH22	3:CF:140:ARG:HG2	1.28	0.96
1:AA:748:C:H4'	1:AA:749:C:O5'	1.62	0.96
1:CA:1330:U:H4'	13:CP:23:TYR:CE2	2.00	0.96
30:DG:161:THR:HG22	30:DG:163:ALA:H	1.30	0.96
52:D6:41:PRO:CG	52:D6:45:LYS:O	2.14	0.96
27:DD:35:LYS:HD2	27:DD:104:TYR:HD1	1.27	0.96
41:B2:47:VAL:HG22	41:B2:48:GLY:H	1.29	0.96
26:DB:74:U:C2'	26:DB:75:G:H5''	1.95	0.96
34:DN:63:VAL:HG12	34:DN:106:LEU:HD11	1.47	0.96
52:B6:47:THR:CG2	52:B6:48:VAL:H	1.78	0.96
4:AG:22:LYS:HB2	4:AG:26:CYS:HB2	1.48	0.96
36:BP:68:ILE:HD13	36:BP:103:MET:HG2	1.46	0.96
52:D6:45:LYS:HE3	52:D6:45:LYS:HA	1.48	0.96
47:BZ:85:LEU:C	47:BZ:87:PRO:CD	2.33	0.96
25:DA:747:U:C5	51:D5:3:LYS:HB2	2.00	0.96
1:AA:1497:G:H2'	1:AA:1498:U:H5'	1.48	0.96
39:BR:52:ILE:HD13	39:BR:61:PHE:HB3	1.44	0.96
28:DE:48:GLN:O	28:DE:49:LEU:HG	1.65	0.95
44:DU:13:VAL:HG21	44:DU:72:VAL:HB	1.48	0.95
25:DA:2712(A):A:H5''	25:DA:2713:A:OP2	1.64	0.95

*Continued on next page...*

*Continued from previous page...*

Atom-1	Atom-2	Interatomic distance (Å)	Clash overlap (Å)
35:DO:64:LYS:CB	54:D8:25:MET:CG	2.40	0.95
25:BA:2404:C:C1'	35:BO:67:MET:HE1	1.95	0.95
54:B8:36:LYS:HB2	54:B8:40:GLU:HG2	1.48	0.95
23:CD:59:A:H1'	23:CD:61:U:C5	2.02	0.95
25:DA:2681:C:H5	25:DA:2725:A:N6	1.61	0.95
25:DA:1012:U:O4	33:DM:25:ARG:HA	1.67	0.95
30:BG:121:ASN:HD22	30:BG:123:ASN:H	1.07	0.95
35:BO:64:LYS:HD2	54:B8:25:MET:CE	1.95	0.95
35:BO:64:LYS:HB3	54:B8:25:MET:HG3	1.43	0.95
25:DA:1729:A:O2'	25:DA:1731:G:N2	2.00	0.95
25:DA:2777:G:H5''	25:DA:2778:A:H5'	1.46	0.95
26:DB:3:C:H42	26:DB:117:G:H1	1.09	0.95
30:DG:104:GLU:HG2	50:D4:23:GLU:HG2	1.49	0.95
31:DH:7:LEU:HD12	31:DH:8:PRO:HD3	1.45	0.95
52:B6:41:PRO:HD2	52:B6:46:HIS:N	1.81	0.95
1:CA:141:A:H1'	1:CA:182:U:O2	1.66	0.95
27:DD:43:ARG:NH1	27:DD:44:ASN:ND2	2.15	0.95
52:D6:41:PRO:CD	52:D6:45:LYS:O	2.15	0.95
1:AA:1160:G:H1	1:AA:1177:G:H22	1.05	0.95
25:BA:71:A:H2	43:BT:31:HIS:HE1	0.99	0.95
25:DA:226:G:H21	25:DA:228:A:H62	1.15	0.95
41:D2:69:LYS:HG3	41:D2:86:GLY:HA3	1.44	0.95
27:BD:35:LYS:HD2	27:BD:104:TYR:CE1	2.01	0.95
25:BA:1138:G:H21	33:BM:106:MET:HE3	1.32	0.94
1:CA:804:U:H5''	1:CA:805:C:OP2	1.67	0.94
25:DA:1022:G:O2'	25:DA:1023:U:OP2	1.85	0.94
25:DA:1537:C:H2'	25:DA:1538:G:C8	2.02	0.94
27:DD:242:ARG:H	27:DD:242:ARG:HD2	1.32	0.94
25:BA:1798:U:H5''	27:BD:259:THR:HG22	1.46	0.94
22:CB:49:C:H2'	22:CB:50:A:O4'	1.66	0.94
25:DA:586:A:H5'	29:DF:89:VAL:HG21	1.46	0.94
28:BE:3:GLY:HA3	28:BE:81:ILE:HG13	1.47	0.94
31:BH:159:GLU:CG	31:BH:170:ARG:NH1	2.30	0.94
32:BK:92:VAL:HG13	32:BK:120:ILE:HG23	1.47	0.94
25:DA:1062:G:H1	25:DA:1076:C:H42	1.05	0.94
25:DA:2392:A:H8	35:DO:60:MET:HB2	1.32	0.94
38:DQ:24:LEU:H	38:DQ:24:LEU:HD22	1.31	0.94
25:BA:2287:A:H62	25:BA:2344:U:H3	0.95	0.94
35:BO:64:LYS:HB3	54:B8:25:MET:CG	1.97	0.94
47:BZ:82:LEU:H	47:BZ:82:LEU:CD2	1.79	0.94
1:CA:632:A:H1'	1:CA:633:G:OP2	1.65	0.94

*Continued on next page...*

*Continued from previous page...*

Atom-1	Atom-2	Interatomic distance (Å)	Clash overlap (Å)
27:BD:35:LYS:HG2	27:BD:64:ILE:H	1.31	0.94
31:BH:59:ARG:HH11	31:BH:59:ARG:HG3	1.29	0.94
1:CA:1176:A:N6	1:CA:1177:G:C6	2.35	0.94
31:DH:153:LYS:N	31:DH:154:PRO:CD	2.30	0.94
35:DO:61:ARG:NH2	35:DO:61:ARG:CB	2.30	0.94
25:BA:676:A:H8	25:BA:2069:G:H21	1.16	0.94
25:BA:1021:A:H3'	25:BA:1022:G:H5''	1.48	0.94
25:BA:2210:G:H3'	25:BA:2211:G:C8	2.02	0.94
28:BE:4:ILE:HD13	28:BE:28:ALA:CB	1.97	0.94
25:DA:528:A:C2	25:DA:2043:C:H5'	2.03	0.94
16:AS:16:HIS:O	16:AS:39:TYR:O	1.85	0.94
23:AD:6:G:N2	23:AD:69:C:N3	2.15	0.94
47:BZ:86:SER:N	47:BZ:87:PRO:CD	2.30	0.94
1:CA:1139:G:H22	1:CA:1143:G:H1	1.03	0.94
25:DA:1689:A:H62	25:DA:1698:A:H2	1.09	0.94
29:DF:89:VAL:HG12	29:DF:90:PHE:H	0.79	0.94
41:D2:82:ARG:HH11	41:D2:82:ARG:CG	1.79	0.94
46:B3:40:GLN:HE22	46:B3:44:ARG:H	1.00	0.94
25:DA:528:A:H2	25:DA:2043:C:H5'	1.33	0.94
35:DO:64:LYS:HD2	54:D8:25:MET:SD	2.08	0.94
41:D2:83:ARG:N	41:D2:83:ARG:CD	2.30	0.94
1:AA:235:C:H5'	17:AT:70:ARG:HG2	1.48	0.94
13:AP:15:VAL:O	13:AP:19:LEU:HD23	1.66	0.94
25:DA:545:G:H21	25:DA:548:A:H62	1.11	0.94
25:DA:2420:C:H41	54:D8:31:HIS:HB3	1.31	0.94
22:AB:37:G:H1	24:A1:19:U:H3	1.01	0.93
25:DA:1257:C:O2'	29:DF:84:VAL:HG13	1.64	0.93
38:DQ:88:ASP:O	38:DQ:89:ARG:HB3	1.64	0.93
31:BH:83:TYR:HB3	31:BH:135:GLY:H	1.31	0.93
25:DA:1434:A:H61	25:DA:1558:A:H62	1.14	0.93
27:BD:182:LEU:H	27:BD:272:ALA:HB2	1.32	0.93
34:DN:47:ILE:HG13	34:DN:48:PRO:HD2	1.50	0.93
1:AA:823:G:H21	8:AK:1:MET:HE1	1.34	0.93
3:AF:40:ARG:O	3:AF:44:GLU:HG2	1.68	0.93
35:BO:61:ARG:O	35:BO:62:LEU:HD23	1.68	0.93
11:CN:29:ILE:HG22	11:CN:44:SER:HB2	1.50	0.93
36:DP:79:LEU:O	36:DP:79:LEU:HD12	1.69	0.93
42:BS:95:ILE:O	42:BS:95:ILE:HG13	1.68	0.93
43:BT:49:VAL:HG11	43:BT:83:VAL:HG22	1.50	0.93
25:DA:2303:G:C2'	25:DA:2304:G:H5'	1.98	0.93
25:DA:2415:G:H4'	35:DO:67:MET:N	1.84	0.93

*Continued on next page...*

*Continued from previous page...*

Atom-1	Atom-2	Interatomic distance (Å)	Clash overlap (Å)
27:DD:166:GLN:HA	27:DD:166:GLN:HE21	1.30	0.93
22:AB:7:G:H3'	22:AB:8:U:C5'	1.99	0.93
25:BA:2439:A:C8	25:BA:2439:A:H5'	2.04	0.93
28:BE:27:LEU:HD23	28:BE:27:LEU:O	1.68	0.93
10:CM:79:ARG:O	10:CM:83:GLU:HB2	1.67	0.93
25:DA:2275:C:O2'	36:DP:84:GLY:CA	2.16	0.93
20:AW:71:THR:HG22	20:AW:72:LEU:H	1.28	0.93
25:BA:2373:G:H1	25:BA:2380:C:H42	1.16	0.93
30:BG:96:ARG:HH11	30:BG:96:ARG:HG2	1.30	0.93
33:BM:46:VAL:HG11	33:BM:48:MET:HG3	1.50	0.93
25:DA:90:U:HO2'	25:DA:91:A:H8	1.16	0.93
28:BE:78:LEU:HD12	28:BE:79:ARG:H	1.32	0.92
27:DD:43:ARG:HH11	27:DD:44:ASN:HD21	1.13	0.92
41:D2:81:TYR:C	41:D2:82:ARG:HG3	1.88	0.92
54:D8:35:GLN:O	54:D8:36:LYS:HG2	1.69	0.92
38:BQ:88:ASP:O	38:BQ:89:ARG:HB2	1.68	0.92
45:DV:146:ILE:HG13	45:DV:147:GLY:N	1.84	0.92
25:BA:71:A:H2	43:BT:31:HIS:CE1	1.87	0.92
27:DD:49:ILE:HD11	27:DD:52:ARG:HA	1.48	0.92
32:DK:144:VAL:HG13	32:DK:145:VAL:HG23	1.50	0.92
36:DP:26:TYR:HD1	36:DP:139:GLU:HG3	1.30	0.92
1:AA:201:C:H42	1:AA:216:G:H1	1.10	0.92
1:CA:235:C:H5'	17:CT:70:ARG:HG2	1.49	0.92
1:CA:1004:A:H8	1:CA:1036:G:H22	1.15	0.92
25:DA:1300:U:H4'	25:DA:1301:A:C5'	2.00	0.92
28:DE:47:VAL:HG12	28:DE:48:GLN:N	1.85	0.92
54:D8:49:VAL:C	54:D8:50:LEU:CD1	2.38	0.92
25:DA:2392:A:H2	25:DA:2424:C:H42	1.08	0.92
28:BE:23:VAL:HG11	28:BE:173:VAL:HG21	1.50	0.92
33:BM:46:VAL:CG1	33:BM:47:ALA:N	2.33	0.92
35:BO:15:ARG:HG2	35:BO:15:ARG:NH1	1.76	0.92
22:AB:87:A:H8	25:BA:2583:G:H21	0.99	0.92
31:DH:153:LYS:N	31:DH:154:PRO:HD2	1.85	0.92
35:DO:19:VAL:HG23	35:DO:27:HIS:CG	2.04	0.92
25:BA:2467:C:H2'	25:BA:2468:G:C5'	1.98	0.92
1:CA:1160:G:O6	1:CA:1181:G:O6	1.87	0.92
25:DA:1678:G:H22	25:DA:1989:G:H22	1.16	0.92
28:DE:46:ALA:HB2	28:DE:82:ARG:CB	1.99	0.92
38:DQ:24:LEU:O	38:DQ:85:VAL:HG13	1.68	0.92
41:D2:71:LEU:N	41:D2:86:GLY:HA2	1.85	0.92
28:BE:23:VAL:HG12	28:BE:185:LYS:HA	1.50	0.91

*Continued on next page...*

*Continued from previous page...*

Atom-1	Atom-2	Interatomic distance (Å)	Clash overlap (Å)
35:DO:61:ARG:O	35:DO:62:LEU:HD23	1.68	0.91
25:BA:1434:A:H61	25:BA:1558:A:N6	1.66	0.91
26:DB:39:A:N6	50:D4:1:MET:HB3	1.85	0.91
41:D2:82:ARG:HG2	41:D2:82:ARG:NH1	1.63	0.91
35:DO:15:ARG:HG2	35:DO:15:ARG:NH1	1.76	0.91
19:AV:41:VAL:HB	19:AV:42:PRO:HA	1.53	0.91
1:CA:1443:G:H3'	1:CA:1446:A:H5''	1.50	0.91
25:DA:330:A:H2	25:DA:1210:A:HO2'	1.09	0.91
4:AG:122:ARG:HH11	4:AG:122:ARG:HG2	1.35	0.91
30:BG:161:THR:HG22	30:BG:163:ALA:H	1.35	0.91
1:CA:345:C:H1'	1:CA:346:G:C2	2.05	0.91
27:DD:35:LYS:CD	27:DD:104:TYR:CD1	2.54	0.91
25:BA:1077:A:H3'	25:BA:1078:U:C5'	1.98	0.91
28:BE:81:ILE:HG21	28:BE:84:PHE:CB	1.99	0.91
25:DA:259:G:H21	25:DA:621:A:H8	1.19	0.91
49:DX:7:LYS:HG3	49:DX:34:GLU:HG3	1.53	0.91
1:AA:827:U:H5''	1:AA:828:A:OP2	1.70	0.91
35:BO:50:ARG:HD3	54:B8:7:HIS:HE2	1.35	0.91
5:CH:83:GLU:HB3	5:CH:88:LYS:HG3	1.52	0.91
28:DE:45:THR:HG22	28:DE:45:THR:O	1.70	0.91
33:BM:67:LEU:O	33:BM:88:GLU:HG2	1.71	0.91
44:BU:96:ILE:HG23	44:BU:101:LYS:HG2	1.52	0.91
25:DA:1005:C:C1'	25:DA:1143:A:C2	2.54	0.91
25:BA:483:A:H4'	44:BU:49:VAL:HA	1.51	0.90
25:BA:905:U:H2'	25:BA:906:G:H5''	1.53	0.90
28:BE:79:ARG:HD2	28:BE:197:ILE:HG21	0.92	0.90
32:BK:106:GLY:O	32:BK:107:VAL:HG22	1.69	0.90
42:BS:94:ASP:O	42:BS:95:ILE:HG22	1.71	0.90
2:CE:42:ILE:HD11	2:CE:202:PRO:HB2	1.52	0.90
23:CD:15:G:H2'	23:CD:60:A:H2	1.35	0.90
25:DA:2393:A:H5'	35:DO:62:LEU:CB	1.99	0.90
36:DP:26:TYR:HE1	36:DP:139:GLU:HB2	1.24	0.90
1:AA:992:U:H4'	1:AA:993:G:O5'	1.69	0.90
25:BA:2467:C:C2'	25:BA:2468:G:C5'	2.46	0.90
35:BO:61:ARG:NH2	35:BO:61:ARG:CB	2.30	0.90
40:B1:92:ARG:O	40:B1:94:ASN:N	2.03	0.90
2:CE:111:ARG:HH11	2:CE:111:ARG:HG2	1.36	0.90
45:DV:175:VAL:HG22	45:DV:176:PRO:HD3	1.51	0.90
29:BF:9:ILE:HD11	29:BF:125:LEU:HG	1.53	0.90
2:CE:137:ARG:HH12	2:CE:140:HIS:HB2	1.37	0.90
25:BA:1496:A:H8	25:BA:1577:C:HO2'	0.92	0.90

*Continued on next page...*



*Continued from previous page...*

Atom-1	Atom-2	Interatomic distance (Å)	Clash overlap (Å)
28:BE:35:GLN:HG3	28:BE:36:ARG:H	1.33	0.90
1:CA:1321:C:H41	1:CA:1322:C:H41	1.09	0.90
2:CE:153:ARG:HG3	2:CE:154:LEU:H	1.35	0.90
9:CL:4:TYR:HB2	9:CL:19:LEU:HB2	1.50	0.90
30:DG:47:LYS:HG2	30:DG:48:GLU:N	1.86	0.90
25:DA:885:C:C4	25:DA:890:A:N6	2.40	0.90
25:DA:1024:G:H3'	25:DA:1025:G:H5''	1.51	0.90
39:DR:54:ARG:HH11	39:DR:54:ARG:CG	1.83	0.90
25:BA:1525:G:H2'	25:BA:1526:G:H8	1.37	0.90
4:CG:30:LYS:HB2	4:CG:35:ARG:HD2	1.53	0.90
25:DA:1652:A:H62	37:D0:11:ASN:HD21	1.11	0.90
30:DG:64:THR:HG23	30:DG:66:GLN:H	1.35	0.90
36:DP:11:LYS:HD3	36:DP:87:LYS:HG2	1.51	0.90
37:D0:87:TYR:HE1	37:D0:117:VAL:HG12	1.37	0.90
1:AA:1239:A:H62	1:AA:1299:A:H62	1.18	0.90
25:BA:2402:C:O2'	25:BA:2403:C:OP1	1.88	0.90
42:BS:13:SER:HB3	42:BS:16:LYS:HD3	1.53	0.90
23:CC:17:C:H3'	23:CC:18:C:C5'	2.02	0.90
4:AG:108:LEU:HB3	4:AG:110:PHE:HE1	1.37	0.90
1:CA:1004:A:H5''	1:CA:1025:U:O4	1.72	0.90
23:CC:21:U:H2'	23:CC:21:U:O2	1.70	0.90
25:DA:1141:U:OP2	33:DM:63:THR:OG1	1.89	0.90
25:DA:1496:A:H8	25:DA:1577:C:HO2'	0.91	0.90
42:DS:9:TYR:H	42:DS:102:HIS:HD2	1.20	0.90
52:D6:11:LEU:HD23	52:D6:26:ASN:HB3	1.54	0.90
2:AE:8:LYS:HE3	2:AE:11:LEU:HB2	1.52	0.90
4:AG:19:LEU:H	4:AG:19:LEU:HD22	1.37	0.90
25:BA:2394:C:P	35:BO:62:LEU:HB2	2.11	0.90
1:AA:686:U:H1'	11:AN:42:TRP:HE1	1.34	0.90
28:BE:75:VAL:HG23	28:BE:76:ARG:H	1.36	0.90
31:BH:4:ILE:HG21	31:BH:6:ARG:NH1	1.85	0.90
1:CA:560:U:O2'	1:CA:561:U:OP2	1.89	0.90
25:DA:2795:G:H3'	25:DA:2797:U:H5''	1.54	0.90
20:AW:24:LEU:O	20:AW:24:LEU:HD12	1.70	0.89
1:CA:1129:C:H4'	1:CA:1130:A:H5'	1.54	0.89
9:CL:63:ILE:HD11	9:CL:81:ILE:HD11	1.50	0.89
26:DB:15:A:H5'	26:DB:16:G:C8	2.07	0.89
28:BE:79:ARG:NE	28:BE:197:ILE:CG2	2.35	0.89
30:BG:83:ARG:CG	30:BG:86:MET:CE	2.48	0.89
23:CD:57:C:H42	25:DA:2112:G:H22	1.19	0.89
25:DA:71:A:H2	43:DT:31:HIS:CE1	1.89	0.89

*Continued on next page...*

*Continued from previous page...*

Atom-1	Atom-2	Interatomic distance (Å)	Clash overlap (Å)
25:DA:2394:C:P	35:DO:62:LEU:HB2	2.12	0.89
45:DV:175:VAL:O	45:DV:177:PRO:HD3	1.70	0.89
1:CA:1305:G:HO2'	1:CA:1306:A:H8	0.90	0.89
44:BU:97:ARG:HE	44:BU:98:VAL:HG23	1.38	0.89
1:CA:64:G:H4'	1:CA:65:U:O5'	1.72	0.89
38:DQ:24:LEU:O	38:DQ:85:VAL:CG1	2.20	0.89
1:AA:1004:A:H8	1:AA:1036:G:H1	1.20	0.89
13:AP:108:ARG:HH11	13:AP:108:ARG:HG3	1.37	0.89
38:BQ:34:HIS:HB2	38:BQ:36:TYR:HE1	1.37	0.89
25:DA:1689:A:N6	25:DA:1698:A:H2	1.71	0.89
25:DA:1899:G:N2	25:DA:1902:C:H5	1.70	0.89
35:DO:65:ARG:HG3	35:DO:65:ARG:NH1	1.79	0.89
30:BG:67:LYS:HE2	50:B4:6:HIS:HE1	1.34	0.89
33:BM:46:VAL:HG12	33:BM:47:ALA:H	1.35	0.89
50:B4:16:CYS:SG	50:B4:18:CYS:N	2.45	0.89
1:CA:1004:A:H1'	1:CA:1036:G:H1	1.32	0.89
23:CD:27:G:O6	23:CD:45:A:N6	2.06	0.89
35:DO:64:LYS:HB3	54:D8:25:MET:HG2	1.55	0.89
45:BV:29:TYR:HE2	45:BV:87:ASP:HB2	1.38	0.89
13:CP:49:THR:HG22	13:CP:51:ALA:H	1.36	0.89
39:DR:50:ILE:HD11	39:DR:102:ILE:HD11	1.53	0.89
1:AA:1004:A:H1'	1:AA:1036:G:O6	1.71	0.89
27:BD:270:ILE:O	27:BD:271:ILE:HG12	1.71	0.89
44:BU:76:CYS:SG	44:BU:77:PRO:HD3	2.12	0.89
27:BD:35:LYS:HG2	27:BD:64:ILE:N	1.88	0.89
52:D6:44:ARG:HG3	52:D6:44:ARG:HH11	1.35	0.89
1:AA:1145:C:H5''	1:AA:1146:A:OP1	1.72	0.88
2:AE:204:ASN:ND2	2:AE:206:ASP:H	1.70	0.88
28:BE:35:GLN:HB3	28:BE:48:GLN:CG	2.02	0.88
7:CJ:16:LEU:HD12	9:CL:42:ARG:HA	1.54	0.88
25:DA:1899:G:N2	25:DA:1902:C:C5	2.40	0.88
28:DE:47:VAL:CG1	28:DE:48:GLN:N	2.35	0.88
36:DP:29:PHE:HB3	36:DP:65:PHE:CE1	2.08	0.88
25:BA:780:G:H21	25:BA:783:A:H62	0.97	0.88
25:BA:1250:G:N7	35:BO:18:ARG:NH2	2.21	0.88
31:BH:4:ILE:H	31:BH:4:ILE:HD13	1.37	0.88
43:BT:84:ALA:HB1	43:BT:85:PRO:HD2	1.55	0.88
25:DA:1140:C:H1'	25:DA:1143:A:H8	1.37	0.88
27:DD:35:LYS:CD	27:DD:104:TYR:HD1	1.86	0.88
28:DE:197:ILE:HD11	28:DE:199:ARG:HH21	1.38	0.88
1:AA:1321:C:H3'	1:AA:1322:C:H5''	1.54	0.88

*Continued on next page...*

*Continued from previous page...*

Atom-1	Atom-2	Interatomic distance (Å)	Clash overlap (Å)
23:AD:19:G:H1'	23:AD:59:A:C2	2.08	0.88
33:BM:96:GLU:O	33:BM:97:ARG:HB2	1.71	0.88
54:B8:22:VAL:HB	54:B8:53:PRO:HB3	1.55	0.88
1:CA:963:G:H21	10:CM:55:LYS:CD	1.85	0.88
1:CA:1298:C:H41	7:CJ:114:ARG:HB3	1.34	0.88
25:DA:1464:C:O2'	25:DA:1528:A:H8	1.55	0.88
25:DA:2255:G:N2	36:DP:85:LYS:HE2	1.87	0.88
28:DE:82:ARG:O	28:DE:83:ASP:HB2	1.73	0.88
25:BA:860:U:C5	25:BA:917:A:C2	2.60	0.88
25:BA:1884:A:C2'	25:BA:1885:A:H5''	2.01	0.88
47:BZ:82:LEU:CD2	47:BZ:82:LEU:N	2.34	0.88
1:CA:1330:U:H4'	13:CP:23:TYR:HE2	1.38	0.88
25:DA:2191:G:O2'	25:DA:2192:G:OP1	1.92	0.88
42:BS:9:TYR:H	42:BS:102:HIS:HD2	1.21	0.88
53:B7:8:ASN:HD21	53:B7:11:LYS:H	0.95	0.88
25:DA:67:U:H3	25:DA:74:A:H2	1.21	0.88
26:DB:15:A:H5'	26:DB:16:G:H8	1.38	0.88
16:AS:22:THR:OG1	16:AS:32:TYR:HA	1.74	0.88
25:BA:1056:G:H21	25:BA:1103:A:H62	1.16	0.88
5:CH:91:LEU:HD12	5:CH:120:THR:HG22	1.52	0.88
25:DA:780:G:H21	25:DA:783:A:H62	1.16	0.88
36:DP:26:TYR:CD1	36:DP:139:GLU:HB2	2.09	0.88
41:D2:85:LYS:HG3	41:D2:86:GLY:H	1.36	0.88
16:AS:19:ILE:HG22	16:AS:19:ILE:O	1.73	0.88
20:AW:100:ILE:HG13	20:AW:102:GLY:H	1.39	0.88
27:BD:181:GLU:HA	27:BD:272:ALA:HB1	1.54	0.88
41:B2:59:ALA:HB2	41:B2:96:ILE:HD13	1.53	0.88
47:BZ:82:LEU:N	47:BZ:82:LEU:HD22	1.87	0.88
1:CA:973:G:H1'	10:CM:55:LYS:HE2	1.56	0.88
1:CA:1139:G:N2	1:CA:1143:G:H1	1.72	0.88
1:CA:1435:G:H2'	1:CA:1436:U:C6	2.09	0.88
7:CJ:113:GLU:HB2	7:CJ:119:ARG:HG2	1.56	0.88
23:CC:60:A:H2'	23:CC:61:U:C5'	2.04	0.88
38:DQ:88:ASP:OD2	38:DQ:90:GLY:N	2.07	0.88
54:D8:34:TRP:CG	54:D8:35:GLN:N	2.40	0.88
27:BD:186:HIS:HD2	27:BD:188:GLU:H	1.20	0.88
22:CB:39:U:H2'	22:CB:40:G:H8	1.39	0.88
25:DA:882:G:H1	25:DA:894:C:H42	0.93	0.88
25:DA:2470:G:P	36:DP:56:ARG:NH2	2.47	0.88
31:DH:102:ALA:HB1	31:DH:115:VAL:O	1.74	0.88
25:BA:443:A:N7	29:BF:45:ARG:HD2	1.89	0.88

*Continued on next page...*

*Continued from previous page...*

Atom-1	Atom-2	Interatomic distance (Å)	Clash overlap (Å)
1:CA:1321:C:N4	1:CA:1322:C:H41	1.71	0.88
5:CH:80:ILE:HD11	5:CH:138:ALA:HB1	1.54	0.88
23:CD:15:G:N2	23:CD:49:C:O2	2.07	0.88
15:AR:39:LEU:HD13	15:AR:56:LEU:HB2	1.57	0.87
27:BD:35:LYS:CD	27:BD:104:TYR:CD1	2.57	0.87
38:BQ:23:ARG:CD	38:BQ:85:VAL:O	2.20	0.87
49:BX:7:LYS:HG3	49:BX:34:GLU:HG2	1.55	0.87
25:DA:1952:A:C5	34:DN:22:ILE:HD11	2.09	0.87
25:DA:1952:A:C6	34:DN:22:ILE:HD11	2.08	0.87
25:BA:2394:C:OP1	35:BO:62:LEU:HB2	1.74	0.87
28:BE:14:ILE:HG22	28:BE:15:PHE:H	0.73	0.87
31:BH:4:ILE:HG13	31:BH:6:ARG:NE	1.90	0.87
35:BO:65:ARG:HG3	35:BO:65:ARG:NH1	1.79	0.87
53:B7:8:ASN:C	53:B7:8:ASN:HD22	1.78	0.87
25:DA:2571:C:H5'	25:DA:2572:A:H5''	1.56	0.87
45:DV:108:PRO:CB	45:DV:143:GLY:HA2	2.05	0.87
1:AA:1128:C:HO2'	1:AA:1130:A:H8	1.17	0.87
10:AM:61:GLU:OE1	14:AQ:58:LYS:HE2	1.74	0.87
25:DA:676:A:H8	25:DA:2069:G:H21	1.18	0.87
27:DD:35:LYS:HE2	27:DD:104:TYR:CB	2.04	0.87
41:D2:28:GLU:O	41:D2:61:VAL:HG11	1.74	0.87
41:D2:70:ILE:HB	41:D2:86:GLY:O	1.74	0.87
16:AS:21:VAL:CG2	16:AS:34:GLU:O	2.22	0.87
25:BA:1024:G:H3'	25:BA:1025:G:H5''	1.56	0.87
25:BA:1689:A:N6	25:BA:1698:A:H2	1.71	0.87
25:BA:2309:A:O2'	25:BA:2310:A:H5''	1.73	0.87
25:BA:2845:G:H5''	39:BR:54:ARG:O	1.75	0.87
25:DA:1359:A:H62	25:DA:1372:U:H3	1.22	0.87
26:DB:3:C:N4	26:DB:117:G:H1	1.71	0.87
27:DD:69:ARG:NH2	27:DD:128:GLY:O	2.07	0.87
2:CE:236:TYR:HA	2:CE:239:VAL:HB	1.57	0.87
27:DD:35:LYS:NZ	27:DD:104:TYR:H	1.72	0.87
46:D3:23:VAL:HG13	46:D3:38:VAL:HG22	1.55	0.87
25:BA:2444:G:OP2	29:BF:68:LYS:HE3	1.75	0.87
28:BE:41:LYS:NZ	28:BE:41:LYS:CB	2.37	0.87
30:BG:83:ARG:H	30:BG:86:MET:HE2	1.40	0.87
12:CO:46:LYS:HZ3	12:CO:47:LYS:HD3	1.40	0.87
42:DS:65:LEU:HD13	42:DS:68:ARG:HD2	1.54	0.87
28:BE:51:PHE:O	28:BE:74:PRO:HB2	1.75	0.87
25:BA:620:G:H4'	25:BA:621:A:C5'	2.03	0.87
48:BW:18:PRO:HA	48:BW:21:LEU:HB2	1.57	0.87

*Continued on next page...*

*Continued from previous page...*

Atom-1	Atom-2	Interatomic distance (Å)	Clash overlap (Å)
28:DE:38:THR:HG23	28:DE:40:GLU:H	1.36	0.87
52:D6:48:VAL:HG13	52:D6:49:HIS:H	0.75	0.87
25:BA:1803:A:O2'	27:BD:259:THR:HG21	1.74	0.87
35:BO:75:ILE:H	35:BO:75:ILE:HD13	1.38	0.87
53:B7:8:ASN:ND2	53:B7:11:LYS:H	1.72	0.87
4:CG:22:LYS:HB2	4:CG:26:CYS:HB2	1.57	0.87
16:CS:8:ARG:CG	16:CS:8:ARG:HH11	1.88	0.87
26:DB:40:U:O2	26:DB:45:A:N6	2.07	0.87
45:BV:19:ARG:NH1	45:BV:84:GLU:O	2.08	0.86
3:CF:84:ILE:HD11	3:CF:88:ARG:HH21	1.40	0.86
5:CH:18:ARG:HD3	5:CH:25:ARG:HB3	1.57	0.86
23:CC:18:C:H2'	23:CC:18:C:O2	1.73	0.86
25:DA:2032:G:H21	28:DE:146:THR:HG23	1.37	0.86
28:DE:47:VAL:CG1	28:DE:48:GLN:H	1.87	0.86
1:AA:1028(B):C:H42	1:AA:1032(A):G:H1	1.24	0.86
28:BE:52:LEU:HB2	28:BE:75:VAL:HG21	1.55	0.86
43:BT:67:GLY:O	43:BT:69:TYR:N	2.07	0.86
25:DA:958:U:OP2	36:DP:14:ARG:NH1	2.08	0.86
28:DE:38:THR:OG1	28:DE:39:PRO:HD2	1.74	0.86
28:DE:47:VAL:O	28:DE:80:GLU:CA	2.22	0.86
52:D6:44:ARG:O	52:D6:45:LYS:HD2	1.74	0.86
25:DA:574:C:N3	28:DE:145:LYS:NZ	2.22	0.86
25:DA:1057:A:H2	25:DA:1081:U:H3	1.23	0.86
36:DP:59:ARG:O	36:DP:60:ARG:HB2	1.75	0.86
45:DV:108:PRO:HB2	45:DV:143:GLY:HA2	1.54	0.86
28:BE:38:THR:HG22	28:BE:45:THR:HG23	1.57	0.86
25:BA:855:G:O2'	46:B3:27:GLU:OE2	1.93	0.86
25:BA:1022:G:N2	25:BA:1023:U:O4	2.08	0.86
27:BD:30:GLU:HG3	27:BD:63:ARG:NH2	1.90	0.86
23:CC:60:A:C2'	23:CC:61:U:H5'	2.02	0.86
25:BA:2392:A:H8	35:BO:60:MET:HB2	1.38	0.86
7:CJ:16:LEU:HD11	9:CL:45:ALA:HB2	1.55	0.86
1:AA:547:A:OP1	4:AG:73:ARG:NH2	2.08	0.86
47:BZ:82:LEU:H	47:BZ:82:LEU:HD23	1.40	0.86
2:CE:54:THR:HG23	2:CE:199:TYR:HB3	1.58	0.86
25:DA:2467:C:H4'	36:DP:123:HIS:CD2	2.10	0.86
35:DO:85:LEU:HA	35:DO:88:LEU:HB3	1.56	0.86
54:D8:49:VAL:O	54:D8:50:LEU:HG	1.74	0.86
31:BH:92:ILE:HD12	31:BH:92:ILE:H	1.40	0.86
19:CV:67:VAL:HG12	19:CV:68:GLY:H	1.38	0.86
25:DA:152:G:H1	25:DA:174:C:H42	1.15	0.86

*Continued on next page...*

*Continued from previous page...*

Atom-1	Atom-2	Interatomic distance (Å)	Clash overlap (Å)
25:DA:1459:G:H2'	25:DA:1460:A:H5'	1.56	0.86
41:D2:85:LYS:CG	41:D2:87:HIS:H	1.88	0.86
44:DU:97:ARG:HH21	44:DU:98:VAL:HB	1.39	0.86
25:BA:2790:A:H1'	25:BA:2893:G:O2'	1.76	0.86
43:DT:60:ARG:HH11	43:DT:60:ARG:HG2	1.40	0.86
16:AS:21:VAL:HG23	16:AS:34:GLU:O	1.75	0.86
25:DA:141:A:H8	25:DA:1595:G:H21	1.23	0.86
52:D6:45:LYS:HA	52:D6:45:LYS:CE	2.00	0.86
31:BH:59:ARG:HH11	31:BH:59:ARG:CG	1.88	0.85
33:BM:137:LYS:HG3	33:BM:138:LEU:H	1.40	0.85
25:DA:2720:U:N3	25:DA:2873:A:C2	2.44	0.85
22:AB:22:G:N2	22:AB:59:U:O4'	2.09	0.85
19:CV:22:LEU:O	19:CV:27:GLU:HA	1.77	0.85
24:C1:13:U:O2	24:C1:13:U:H2'	1.74	0.85
25:DA:1005:C:H1'	25:DA:1143:A:C2	2.11	0.85
25:BA:2137:C:H42	25:BA:2154:G:H1	1.22	0.85
45:BV:72:ARG:NH2	45:BV:97:GLU:O	2.10	0.85
4:CG:3:ARG:HH21	4:CG:5:ILE:HG12	1.41	0.85
25:DA:2875:C:H4'	39:DR:5:ALA:HB2	1.58	0.85
36:DP:24:GLY:CA	36:DP:25:ASP:HB2	1.97	0.85
1:AA:1453:G:O2'	20:AW:39:LYS:HD2	1.76	0.85
25:DA:1899:G:H22	25:DA:1902:C:N4	1.74	0.85
36:DP:26:TYR:HD1	36:DP:139:GLU:HG2	1.28	0.85
16:AS:18:ARG:HD3	16:AS:35:LYS:HE3	1.55	0.85
25:BA:49:A:C8	25:BA:120:U:H5	1.94	0.85
25:BA:2438:U:O3'	25:BA:2439:A:H3'	1.76	0.85
28:BE:181:LEU:HD21	39:BR:7:ILE:HG23	1.58	0.85
1:CA:1223:C:H5''	1:CA:1224:G:C5'	2.04	0.85
25:DA:2303:G:H2'	25:DA:2304:G:H5'	1.58	0.85
28:DE:76:ARG:HG2	28:DE:195:LEU:HD22	1.58	0.85
36:DP:79:LEU:HD12	36:DP:79:LEU:C	1.97	0.85
1:AA:1305:G:N2	1:AA:1331:G:H2'	1.91	0.85
25:BA:2032:G:H21	28:BE:146:THR:HG23	1.40	0.85
2:CE:233:SER:HB3	2:CE:234:PRO:HD2	1.58	0.85
25:DA:1420:U:O2'	25:DA:1421:G:OP1	1.94	0.85
54:B8:34:TRP:CE2	54:B8:35:GLN:OE1	2.30	0.85
25:DA:90:U:O2'	25:DA:91:A:H8	1.57	0.85
54:D8:33:ASN:O	54:D8:34:TRP:CD1	2.30	0.85
27:BD:35:LYS:HZ1	27:BD:104:TYR:HB2	1.40	0.85
25:DA:1048:A:H2	25:DA:1112:G:H21	1.23	0.85
25:DA:2689:U:H4'	25:DA:2690:C:OP2	1.76	0.85

*Continued on next page...*

*Continued from previous page...*

Atom-1	Atom-2	Interatomic distance (Å)	Clash overlap (Å)
27:DD:35:LYS:HA	27:DD:64:ILE:HG23	1.58	0.85
28:DE:25:VAL:HG12	28:DE:26:ILE:H	1.41	0.85
28:DE:44:TYR:N	28:DE:44:TYR:CD1	2.39	0.85
35:DO:9:ASN:HB3	35:DO:10:PRO:HD2	1.57	0.85
25:BA:2062:A:H2'	25:BA:2062:A:N3	1.89	0.85
28:BE:27:LEU:HD13	39:BR:1:MET:HE1	1.56	0.85
39:BR:56:GLY:O	39:BR:59:THR:HG22	1.77	0.85
1:CA:812:C:H1'	1:CA:813:U:OP2	1.76	0.85
45:DV:128:VAL:HG22	45:DV:129:SER:H	1.41	0.85
1:AA:128:G:O2'	17:AT:3:LYS:NZ	2.09	0.85
1:AA:1004:A:N1	1:AA:1024:G:H2'	1.91	0.85
4:AG:9:CYS:O	4:AG:13:ARG:CG	2.24	0.85
17:AT:76:LEU:HD11	17:AT:79:SER:HB3	1.57	0.85
27:BD:27:THR:O	27:BD:28:GLU:HB2	1.75	0.85
34:BN:68:GLU:OE2	34:BN:78:ARG:NH1	2.09	0.85
25:DA:138:G:N2	43:DT:44:GLU:OE2	2.10	0.85
35:DO:36:LYS:CB	35:DO:36:LYS:NZ	2.39	0.85
35:DO:49:ARG:HG2	35:DO:49:ARG:O	1.75	0.85
36:DP:28:ALA:O	36:DP:29:PHE:CD1	2.30	0.85
2:AE:212:GLN:O	2:AE:216:SER:HB2	1.75	0.84
25:BA:780:G:H21	25:BA:783:A:N6	1.73	0.84
25:BA:1332:G:N2	25:BA:1609:A:O2'	2.10	0.84
41:B2:47:VAL:CG2	41:B2:48:GLY:N	2.39	0.84
3:CF:111:LEU:HD21	3:CF:146:ALA:H	1.42	0.84
25:DA:2298:A:H1'	25:DA:2321:G:N2	1.92	0.84
31:DH:125:VAL:CG2	31:DH:126:PRO:HD3	2.03	0.84
36:DP:75:THR:HG21	36:DP:87:LYS:HE2	1.59	0.84
41:D2:85:LYS:HG3	41:D2:86:GLY:N	1.91	0.84
11:AN:121:PRO:HG2	11:AN:126:ARG:HG3	1.58	0.84
15:AR:87:ILE:HG22	15:AR:88:ARG:H	1.41	0.84
23:CD:59:A:H1'	23:CD:61:U:H5	1.37	0.84
27:DD:35:LYS:HZ1	27:DD:104:TYR:H	1.22	0.84
28:DE:48:GLN:NE2	28:DE:78:LEU:HD13	1.91	0.84
25:BA:229:A:H1'	25:BA:230:U:OP2	1.77	0.84
25:BA:1535:U:H3'	25:BA:1536:A:H5''	1.60	0.84
25:BA:2310:A:O2'	25:BA:2311:A:H5''	1.76	0.84
25:DA:2394:C:OP1	35:DO:63:PRO:HD2	1.76	0.84
25:BA:780:G:N2	25:BA:783:A:H62	1.74	0.84
25:BA:2712:U:O2	25:BA:2712:U:H5'	1.78	0.84
52:B6:40:CYS:HA	52:B6:46:HIS:HA	1.56	0.84
4:CG:15:GLU:HB3	4:CG:63:LYS:HE2	1.59	0.84

*Continued on next page...*

*Continued from previous page...*

Atom-1	Atom-2	Interatomic distance (Å)	Clash overlap (Å)
25:DA:2318:G:H1	38:DQ:2:ALA:HA	1.40	0.84
50:D4:21:VAL:HG22	50:D4:22:ILE:HG12	1.57	0.84
28:BE:16:ARG:O	28:BE:16:ARG:HG3	1.75	0.84
1:CA:209:U:H4'	1:CA:210:U:OP2	1.76	0.84
1:CA:376:G:H5''	16:CS:5:ARG:HD3	1.57	0.84
1:CA:686:U:H1'	11:CN:42:TRP:HE1	1.42	0.84
2:CE:164:VAL:HG23	2:CE:186:ALA:HB2	1.58	0.84
25:DA:805:G:O4'	35:DO:38:GLN:NE2	2.10	0.84
48:DW:41:ILE:HD11	48:DW:44:LEU:HG	1.59	0.84
1:AA:1160:G:O6	1:AA:1181:G:O6	1.95	0.84
25:BA:2415:G:H4'	35:BO:67:MET:N	1.91	0.84
28:BE:41:LYS:HZ2	28:BE:41:LYS:HB2	1.42	0.84
32:BK:104:GLN:O	32:BK:105:HIS:CG	2.31	0.84
54:B8:34:TRP:O	54:B8:34:TRP:CG	2.30	0.84
4:CG:122:ARG:HH21	4:CG:134:ASP:HB3	1.42	0.84
29:DF:25:PRO:HB3	29:DF:28:ILE:HG13	1.59	0.84
46:D3:36:ILE:HD13	46:D3:36:ILE:O	1.77	0.84
25:DA:2287:A:H62	25:DA:2344:U:H3	1.22	0.84
29:DF:134:GLY:HA2	29:DF:166:ALA:HB2	1.60	0.84
1:AA:560:U:O2'	1:AA:561:U:OP2	1.95	0.84
5:AH:15:ARG:HD2	5:AH:26:PHE:CD2	2.13	0.84
31:BH:153:LYS:HG3	31:BH:162:ILE:H	1.43	0.84
2:CE:16:HIS:CD2	2:CE:209:ARG:HB3	2.12	0.84
28:BE:78:LEU:CD1	28:BE:79:ARG:HG2	2.08	0.84
45:BV:7:ALA:HB2	45:BV:59:LEU:HD13	1.59	0.84
23:CC:20:G:C2	23:CC:58:A:N3	2.46	0.84
27:DD:242:ARG:HD2	27:DD:242:ARG:N	1.90	0.84
33:DM:128:HIS:CE1	33:DM:134:ARG:HD2	2.13	0.84
35:DO:21:ARG:HA	35:DO:21:ARG:HE	1.40	0.84
10:AM:50:ILE:HD11	10:AM:57:LYS:HD2	1.60	0.84
1:CA:1002:G:H2'	1:CA:1003:G:C8	2.13	0.84
28:DE:37:ARG:HD3	28:DE:44:TYR:CE2	2.13	0.84
1:AA:1285:A:H4'	1:AA:1286:A:O5'	1.78	0.83
25:BA:34:C:O2'	25:BA:35:G:OP2	1.96	0.83
25:BA:654(G):C:N3	25:BA:654(N):G:O6	2.11	0.83
28:BE:111:ARG:HD2	28:BE:160:TYR:CE1	2.13	0.83
30:BG:121:ASN:ND2	30:BG:123:ASN:H	1.76	0.83
46:D3:18:ALA:HB3	46:D3:20:ARG:HE	1.42	0.83
7:AJ:62:PHE:HD1	7:AJ:124:LEU:HD21	1.41	0.83
10:AM:49:VAL:CG2	14:AQ:41:ARG:HB2	2.09	0.83
28:BE:35:GLN:HB2	28:BE:48:GLN:HG3	1.57	0.83

*Continued on next page...*



*Continued from previous page...*

Atom-1	Atom-2	Interatomic distance (Å)	Clash overlap (Å)
28:BE:36:ARG:NH2	28:BE:88:GLY:HA2	1.93	0.83
28:BE:79:ARG:NE	28:BE:197:ILE:HG21	1.93	0.83
25:DA:660:G:N2	35:DO:12:ALA:HA	1.93	0.83
25:BA:652:C:H5'	25:BA:653:A:OP2	1.77	0.83
25:BA:774:A:H2	25:BA:787:U:HO2'	1.26	0.83
54:B8:36:LYS:CB	54:B8:40:GLU:HG2	2.08	0.83
25:DA:2404:C:H1'	35:DO:67:MET:CE	2.07	0.83
13:AP:13:LYS:O	13:AP:44:ARG:HD2	1.77	0.83
30:BG:83:ARG:CG	30:BG:86:MET:HE2	2.08	0.83
35:BO:64:LYS:CD	54:B8:25:MET:SD	2.66	0.83
39:BR:50:ILE:HD11	39:BR:102:ILE:CD1	2.08	0.83
38:DQ:35:ILE:HD11	38:DQ:101:LEU:HD23	1.61	0.83
53:D7:8:ASN:HD22	53:D7:11:LYS:H	1.20	0.83
33:BM:130:HIS:HB3	33:BM:134:ARG:HH11	1.39	0.83
36:DP:29:PHE:HB3	36:DP:65:PHE:CD1	2.12	0.83
22:AB:87:A:H8	25:BA:2583:G:N2	1.77	0.83
25:BA:2287:A:N6	25:BA:2344:U:H3	1.77	0.83
28:BE:3:GLY:CA	28:BE:81:ILE:HG13	2.07	0.83
51:B5:49:CYS:SG	51:B5:60:VAL:HG23	2.18	0.83
1:CA:502:G:OP1	12:CO:118:SER:HB2	1.79	0.83
25:DA:2522:U:H2'	25:DA:2523:G:H5''	1.60	0.83
30:DG:117:PHE:HD1	30:DG:118:ARG:O	1.61	0.83
1:AA:1176:A:N6	1:AA:1177:G:C6	2.47	0.83
8:AK:87:SER:HB2	8:AK:93:VAL:H	1.41	0.83
22:AB:87:A:C8	25:BA:2583:G:N2	2.44	0.83
25:BA:1141:U:H6	33:BM:63:THR:HG1	1.24	0.83
25:BA:1728:G:H3'	25:BA:1729:A:H5'	1.60	0.83
25:BA:2392:A:H8	35:BO:60:MET:CB	1.91	0.83
28:BE:93:VAL:HG21	28:BE:180:ASN:HA	1.61	0.83
13:CP:33:ALA:O	13:CP:37:THR:OG1	1.97	0.83
27:DD:24:ILE:HD11	27:DD:91:ARG:HD3	1.59	0.83
39:DR:26:ASP:CB	39:DR:91:ARG:HA	2.08	0.83
38:BQ:89:ARG:HG2	38:BQ:92:TYR:O	1.79	0.83
2:CE:47:THR:HA	2:CE:202:PRO:HG2	1.61	0.83
17:CT:59:ILE:HG22	17:CT:71:PHE:HD1	1.42	0.83
25:BA:889:C:H3'	25:BA:890:A:H4'	1.61	0.83
52:B6:15:GLU:HB2	52:B6:49:HIS:CE1	2.14	0.83
54:B8:34:TRP:CZ2	54:B8:35:GLN:OE1	2.32	0.83
9:CL:95:LYS:HD3	9:CL:96:LEU:N	1.94	0.83
25:DA:2404:C:H1'	35:DO:67:MET:HE3	1.61	0.83
13:AP:14:ARG:HB2	13:AP:17:VAL:HG23	1.61	0.83

*Continued on next page...*

*Continued from previous page...*

Atom-1	Atom-2	Interatomic distance (Å)	Clash overlap (Å)
25:BA:1105:U:H2'	25:BA:1106:G:C8	2.12	0.83
25:BA:2113:U:H5'	25:BA:2114:A:H8	1.43	0.83
27:BD:35:LYS:NZ	27:BD:64:ILE:O	2.12	0.83
36:BP:65:PHE:O	36:BP:66:ILE:HG12	1.79	0.83
37:B0:100:LEU:HD11	37:B0:113:LEU:HD13	1.60	0.83
38:BQ:85:VAL:HG23	38:BQ:112:PHE:HE1	1.44	0.83
39:BR:74:ARG:HG2	39:BR:74:ARG:NH1	1.94	0.83
25:DA:1689:A:N6	25:DA:1698:A:C2	2.46	0.83
25:DA:2068:U:H3	25:DA:2430:A:H2	1.20	0.83
25:DA:2275:C:HO2'	36:DP:84:GLY:HA3	1.42	0.83
35:DO:38:GLN:HG2	35:DO:45:LEU:HD13	1.61	0.83
25:BA:442:G:N3	29:BF:48:THR:HG21	1.93	0.82
31:BH:171:LEU:C	31:BH:171:LEU:CD1	2.46	0.82
33:BM:46:VAL:CG1	33:BM:48:MET:HG3	2.08	0.82
40:B1:112:ARG:HH11	40:B1:112:ARG:CG	1.91	0.82
47:BZ:58:ILE:HD11	47:BZ:86:SER:HB2	1.59	0.82
25:DA:660:G:H21	35:DO:12:ALA:HA	1.43	0.82
25:DA:1864:U:H2'	25:DA:1869:G:H5''	1.60	0.82
25:DA:2415:G:C4'	35:DO:67:MET:H	1.92	0.82
36:DP:26:TYR:CD1	36:DP:139:GLU:CB	2.58	0.82
41:D2:44:LYS:O	41:D2:46:VAL:N	2.12	0.82
11:AN:17:GLY:HA3	11:AN:77:MET:HE3	1.61	0.82
25:BA:2656:U:H3	25:BA:2665:A:H2	1.24	0.82
29:BF:29:ASN:H	29:BF:112:MET:HE3	1.41	0.82
29:DF:31:HIS:CG	35:DO:9:ASN:OD1	2.32	0.82
6:AI:4:TYR:HD1	6:AI:92:LYS:HA	1.44	0.82
25:BA:1778:U:H2'	25:BA:1784:A:N6	1.93	0.82
16:CS:11:SER:HB2	16:CS:14:ASN:HB3	1.61	0.82
31:DH:152:ARG:NH2	31:DH:153:LYS:HG2	1.93	0.82
35:DO:112:LEU:H	35:DO:128:HIS:HD2	1.24	0.82
46:D3:38:VAL:HG12	46:D3:40:GLN:HG2	1.62	0.82
25:BA:1287:A:N7	37:B0:107:ASP:HB3	1.93	0.82
52:B6:44:ARG:O	52:B6:45:LYS:HB2	1.78	0.82
6:CI:61:LEU:HD23	6:CI:63:TYR:OH	1.80	0.82
20:CW:82:SER:O	20:CW:86:ARG:HB2	1.77	0.82
23:CC:16:C:O2'	23:CC:62:C:OP1	1.97	0.82
25:DA:2392:A:C8	35:DO:60:MET:HB2	2.14	0.82
28:DE:116:VAL:O	28:DE:117:MET:HB3	1.78	0.82
52:D6:41:PRO:HG2	52:D6:45:LYS:O	1.77	0.82
25:BA:1864:U:H2'	25:BA:1869:G:H5''	1.60	0.82
28:BE:47:VAL:CG2	28:BE:84:PHE:O	2.28	0.82

*Continued on next page...*

*Continued from previous page...*

Atom-1	Atom-2	Interatomic distance (Å)	Clash overlap (Å)
2:CE:71:VAL:HG11	2:CE:97:TRP:CD1	2.13	0.82
25:DA:654(C):G:H2'	25:DA:654(D):G:O4'	1.80	0.82
25:DA:1057:A:N1	25:DA:1081:U:O4	2.11	0.82
25:DA:1062:G:H1	25:DA:1076:C:N4	1.77	0.82
26:DB:15:A:H1'	26:DB:109:G:C8	2.14	0.82
25:BA:919:G:N2	25:BA:2269:A:OP2	2.12	0.82
27:BD:35:LYS:CG	27:BD:64:ILE:H	1.92	0.82
23:CC:48:U:O2'	23:CC:49:C:OP2	1.97	0.82
25:DA:2185:C:H2'	25:DA:2186:G:H8	1.42	0.82
2:AE:164:VAL:HG23	2:AE:186:ALA:HB2	1.60	0.82
25:BA:674:G:H1'	29:BF:74:ARG:HD3	1.59	0.82
28:BE:111:ARG:HD2	28:BE:160:TYR:HE1	1.45	0.82
4:CG:13:ARG:C	4:CG:15:GLU:H	1.82	0.82
25:DA:1111:A:H4'	31:DH:3:ARG:HD3	1.60	0.82
25:DA:2795:G:H3'	25:DA:2797:U:C5'	2.08	0.82
49:DX:59:VAL:HG12	49:DX:60:GLU:H	1.44	0.82
16:AS:22:THR:HG23	16:AS:23:ASP:N	1.95	0.82
44:BU:78:ALA:HB3	44:BU:81:LYS:HZ1	1.44	0.82
51:B5:4:HIS:HB3	51:B5:5:PRO:CD	2.09	0.82
23:CD:5:G:N2	23:CD:70:C:N3	2.27	0.82
25:DA:885:C:N4	25:DA:890:A:N6	2.26	0.82
25:DA:990:A:H5'	25:DA:990:A:H8	1.44	0.82
25:BA:885:C:O2	25:BA:890:A:N6	2.13	0.82
51:B5:40:LYS:HG2	51:B5:47:PRO:HD2	1.59	0.82
52:B6:20:ASN:OD1	52:B6:22:ALA:N	2.13	0.82
3:CF:117:ALA:HB2	3:CF:200:ALA:HB2	1.60	0.82
15:CR:17:ARG:HH11	15:CR:17:ARG:CG	1.93	0.82
25:DA:71:A:H2	43:DT:31:HIS:HE1	1.24	0.82
28:DE:80:GLU:O	28:DE:81:ILE:HG13	1.79	0.82
54:D8:32:LEU:HB2	54:D8:36:LYS:HE3	1.62	0.82
1:AA:1080:A:H5''	1:AA:1081:G:OP2	1.80	0.82
25:BA:336:C:H5''	44:BU:6:HIS:CD2	2.15	0.82
19:CV:20:LEU:O	19:CV:23:ASN:HB3	1.79	0.82
25:DA:2137:C:H42	25:DA:2154:G:H1	1.27	0.82
28:DE:46:ALA:HB2	28:DE:82:ARG:HA	0.82	0.82
31:DH:137:ASP:HB2	31:DH:140:LYS:HE2	1.62	0.82
25:BA:2610:C:H4'	25:BA:2611:U:OP2	1.80	0.81
1:CA:957:U:O2'	1:CA:959:A:N7	2.13	0.81
25:DA:2327:A:H2'	25:DA:2328:A:C8	2.15	0.81
29:DF:46:ARG:HH11	29:DF:46:ARG:HG2	1.45	0.81
51:D5:4:HIS:HB3	51:D5:5:PRO:HD3	0.83	0.81

*Continued on next page...*

*Continued from previous page...*

Atom-1	Atom-2	Interatomic distance (Å)	Clash overlap (Å)
1:AA:1028(B):C:N4	1:AA:1032(A):G:H1	1.78	0.81
5:AH:74:GLY:O	5:AH:115:VAL:HA	1.79	0.81
27:BD:181:GLU:HG3	27:BD:272:ALA:HB3	1.61	0.81
31:BH:151:ILE:O	31:BH:153:LYS:CD	2.28	0.81
33:BM:132:ALA:HB1	33:BM:133:GLN:HE21	1.44	0.81
28:DE:46:ALA:CA	28:DE:82:ARG:HA	2.10	0.81
2:AE:12:GLU:HA	2:AE:16:HIS:CD2	2.16	0.81
22:AB:87:A:O3'	25:BA:2506:U:H1'	1.80	0.81
28:BE:26:ILE:CD1	28:BE:198:VAL:HG21	2.09	0.81
35:BO:50:ARG:HD3	54:B8:7:HIS:NE2	1.95	0.81
45:BV:164:ALA:O	45:BV:165:VAL:HG22	1.80	0.81
1:CA:1004:A:H2	1:CA:1024:G:C8	1.98	0.81
25:DA:1405:U:H2'	25:DA:1406:U:C6	2.15	0.81
25:DA:2276:G:OP1	36:DP:84:GLY:HA2	1.80	0.81
41:D2:85:LYS:CG	41:D2:86:GLY:H	1.92	0.81
49:DX:29:ARG:H	49:DX:33:GLN:HE22	1.25	0.81
50:D4:21:VAL:HG22	50:D4:22:ILE:H	1.44	0.81
4:AG:13:ARG:O	4:AG:16:GLY:N	2.13	0.81
25:BA:297:C:H5''	44:BU:85:VAL:HG21	1.61	0.81
28:BE:14:ILE:HB	28:BE:21:VAL:CG2	2.10	0.81
39:BR:26:ASP:HB2	39:BR:91:ARG:HA	1.62	0.81
25:DA:9:U:C4	25:DA:2629:A:N1	2.49	0.81
29:DF:9:ILE:HG12	29:DF:14:PRO:HA	1.61	0.81
34:DN:49:ARG:HD3	34:DN:49:ARG:H	1.42	0.81
11:AN:57:THR:HG22	11:AN:59:TYR:H	1.44	0.81
26:BB:52:A:H62	38:BQ:33:LYS:HG3	1.44	0.81
7:CJ:20:ASP:HB3	7:CJ:23:VAL:HG23	1.62	0.81
10:CM:49:VAL:HG23	10:CM:61:GLU:O	1.80	0.81
25:DA:1434:A:H61	25:DA:1558:A:N6	1.77	0.81
36:DP:24:GLY:CA	36:DP:25:ASP:HB3	2.05	0.81
20:AW:10:LEU:HD23	20:AW:12:ALA:H	1.46	0.81
25:BA:1803:A:H4'	27:BD:259:THR:CG2	2.10	0.81
48:BW:50:ILE:HD12	48:BW:51:ARG:N	1.95	0.81
1:CA:1191:A:P	3:CF:3:ASN:HD21	2.03	0.81
4:CG:13:ARG:O	4:CG:15:GLU:HG2	1.79	0.81
23:CD:15:G:H2'	23:CD:60:A:C2	2.16	0.81
3:AF:130:VAL:O	3:AF:134:ILE:HG12	1.79	0.81
25:BA:2310:A:N3	30:BG:77:ILE:CG1	2.43	0.81
28:BE:59:VAL:HG11	28:BE:63:LEU:HD13	1.63	0.81
32:BK:9:LEU:HB2	32:BK:11:ASN:O	1.81	0.81
41:B2:44:LYS:CG	41:B2:45:THR:H	1.91	0.81

*Continued on next page...*

*Continued from previous page...*

Atom-1	Atom-2	Interatomic distance (Å)	Clash overlap (Å)
45:BV:113:ALA:N	45:BV:114:GLY:HA2	1.95	0.81
13:CP:57:ARG:NH1	50:D4:34:GLU:O	2.14	0.81
2:AE:18:GLY:H	2:AE:42:ILE:HG22	1.45	0.81
27:BD:6:PHE:HE1	27:BD:18:VAL:HG23	1.44	0.81
39:BR:16:ARG:HD3	39:BR:19:LEU:HD11	1.62	0.81
46:B3:53:MET:HB2	46:B3:59:LEU:HD23	1.61	0.81
1:CA:537:G:H5''	12:CO:113:ARG:NH1	1.95	0.81
23:CD:14:A:OP1	23:CD:14:A:H8	1.64	0.81
25:DA:882:G:N2	25:DA:894:C:N3	2.26	0.81
5:AH:67:VAL:HG21	5:AH:140:ARG:HA	1.62	0.81
25:BA:1937:A:O2'	25:BA:1938:A:OP1	1.99	0.81
34:BN:85:VAL:HG11	34:BN:114:ILE:HD13	1.63	0.81
1:CA:452:A:O2'	1:CA:453:A:O4'	1.99	0.81
25:DA:1252:G:N3	40:D1:33:ARG:HD2	1.96	0.81
1:AA:538:G:H5''	12:AO:114:LYS:HB2	1.63	0.81
25:BA:2723:C:OP1	37:B0:3:HIS:HD2	1.63	0.81
29:BF:184:TYR:O	29:BF:188:ARG:HG3	1.79	0.81
38:BQ:106:ARG:NH2	38:BQ:107:GLU:HB2	1.96	0.81
37:D0:118:GLU:HA	37:D0:118:GLU:OE1	1.81	0.81
1:AA:1306:A:N6	1:AA:1331:G:H1'	1.96	0.80
4:AG:108:LEU:HB3	4:AG:110:PHE:CE1	2.15	0.80
25:BA:762:U:H4'	25:BA:763:G:O5'	1.80	0.80
25:BA:2310:A:H2'	25:BA:2311:A:C5'	2.11	0.80
33:BM:22:THR:HG22	33:BM:23:LEU:N	1.96	0.80
27:DD:43:ARG:HH11	27:DD:44:ASN:HD22	1.24	0.80
54:D8:29:LYS:HA	54:D8:32:LEU:HD23	1.62	0.80
5:AH:126:ARG:HH11	5:AH:126:ARG:CG	1.94	0.80
25:BA:883:G:H1	25:BA:893:C:H42	0.85	0.80
36:BP:35:VAL:HG13	36:BP:130:LYS:HB3	1.62	0.80
1:CA:1003:G:H2'	1:CA:1004:A:H5'	1.62	0.80
25:DA:2392:A:H8	35:DO:60:MET:CB	1.94	0.80
28:DE:36:ARG:HH21	28:DE:88:GLY:HA3	1.42	0.80
36:DP:30:GLY:CA	36:DP:107:ALA:HB2	2.11	0.80
2:AE:213:LEU:O	2:AE:217:ARG:NH1	2.15	0.80
6:AI:101:ALA:HB2	18:AU:28:GLU:HG2	1.63	0.80
25:BA:1597:A:H5''	25:BA:1598:C:OP1	1.82	0.80
25:BA:2392:A:C8	35:BO:60:MET:HB2	2.16	0.80
25:BA:2473:U:H2'	25:BA:2474:C:H5''	1.61	0.80
26:BB:15:A:H5'	26:BB:16:G:H8	1.40	0.80
29:BF:32:LEU:HD13	29:BF:105:VAL:HG13	1.63	0.80
27:DD:186:HIS:HD2	27:DD:188:GLU:H	1.28	0.80

*Continued on next page...*

*Continued from previous page...*

Atom-1	Atom-2	Interatomic distance (Å)	Clash overlap (Å)
28:DE:8:LYS:O	28:DE:9:VAL:HG22	1.80	0.80
31:BH:159:GLU:HG3	31:BH:170:ARG:NH1	1.95	0.80
1:CA:1256:A:OP2	3:CF:26:LYS:NZ	2.15	0.80
12:CO:62:SER:HB2	12:CO:64:TYR:HD1	1.45	0.80
25:BA:1019:U:HO2'	25:BA:1021:A:H2	1.28	0.80
25:BA:2371:G:C4'	52:B6:45:LYS:HG3	2.11	0.80
43:BT:49:VAL:HG12	43:BT:50:LYS:N	1.97	0.80
49:BX:4:LEU:HG	49:BX:39:ASP:HB2	1.64	0.80
25:DA:2371:G:H4'	52:D6:45:LYS:HG3	1.62	0.80
28:DE:44:TYR:O	28:DE:45:THR:HB	1.81	0.80
36:DP:59:ARG:HG2	36:DP:59:ARG:HH21	1.46	0.80
8:AK:87:SER:HB2	8:AK:93:VAL:N	1.96	0.80
33:BM:56:ASN:N	33:BM:125:GLY:O	2.14	0.80
1:CA:1095:U:H5''	1:CA:1109:C:O2	1.79	0.80
25:DA:2557:G:H2'	25:DA:2558:C:H6	1.45	0.80
27:DD:206:LEU:HD22	27:DD:211:ARG:HG2	1.64	0.80
38:DQ:87:PHE:CE1	38:DQ:102:ALA:CB	2.53	0.80
44:DU:40:GLU:OE2	44:DU:40:GLU:HA	1.82	0.80
19:AV:65:ASN:H	19:AV:65:ASN:HD22	1.28	0.80
25:BA:879:G:H1	25:BA:898:C:H42	1.26	0.80
25:BA:1470:G:H5''	25:BA:1471:A:OP1	1.82	0.80
1:CA:975:A:C4'	1:CA:976:G:H5''	2.09	0.80
5:CH:148:VAL:HG21	8:CK:107:LEU:HD23	1.64	0.80
21:CX:8:THR:HG22	21:CX:11:GLY:H	1.43	0.80
25:DA:1899:G:H22	25:DA:1902:C:H41	1.27	0.80
25:DA:2872:G:C5	25:DA:2873:A:N1	2.49	0.80
2:AE:18:GLY:N	2:AE:42:ILE:HG22	1.96	0.80
4:AG:5:ILE:HG22	4:AG:6:GLY:H	1.45	0.80
25:BA:1179:C:H2'	25:BA:1180:C:H5''	1.61	0.80
54:B8:34:TRP:O	54:B8:35:GLN:CG	2.30	0.80
54:B8:34:TRP:CH2	54:B8:35:GLN:OE1	2.35	0.80
25:DA:468:G:N7	53:D7:39:ARG:NH2	2.29	0.80
43:DT:80:ILE:O	43:DT:80:ILE:HG13	1.79	0.80
44:DU:17:SER:HB2	44:DU:71:LYS:HD2	1.61	0.80
2:AE:7:VAL:HB	2:AE:217:ARG:HH21	1.46	0.80
41:B2:38:LEU:HD12	41:B2:57:VAL:HG12	1.62	0.80
29:DF:83:PHE:O	29:DF:84:VAL:CG1	2.30	0.80
36:DP:63:LYS:O	36:DP:63:LYS:CD	2.30	0.80
20:AW:26:ASN:ND2	20:AW:26:ASN:N	2.30	0.80
23:AD:19:G:H1'	23:AD:59:A:H2	1.46	0.80
28:BE:52:LEU:HD23	28:BE:52:LEU:N	1.93	0.80

*Continued on next page...*

*Continued from previous page...*

Atom-1	Atom-2	Interatomic distance (Å)	Clash overlap (Å)
31:BH:171:LEU:O	31:BH:171:LEU:CD1	2.30	0.80
2:CE:231:GLU:HB3	2:CE:232:PRO:CD	2.11	0.80
3:CF:134:ILE:HG22	3:CF:168:ALA:HB3	1.63	0.80
15:CR:26:GLU:OE2	15:CR:77:ARG:NH1	2.15	0.80
25:DA:486:C:H4'	42:DS:60:ASN:HD21	1.47	0.80
54:D8:49:VAL:O	54:D8:50:LEU:CG	2.30	0.80
1:AA:977:A:H8	1:AA:1223:C:C4	1.98	0.79
25:BA:74:A:H4'	25:BA:75:G:O5'	1.82	0.79
28:BE:52:LEU:H	28:BE:52:LEU:CD2	1.93	0.79
34:BN:71:ARG:HG3	34:BN:71:ARG:HH11	1.48	0.79
42:BS:9:TYR:H	42:BS:102:HIS:CD2	1.99	0.79
42:BS:95:ILE:O	42:BS:95:ILE:CG1	2.30	0.79
1:CA:1160:G:H1	1:CA:1177:G:H22	0.82	0.79
1:CA:1183:A:O2'	1:CA:1184:G:OP1	1.98	0.79
25:DA:864:G:N7	36:DP:22:LYS:NZ	2.26	0.79
25:DA:2154:G:H2'	25:DA:2155:G:H8	1.47	0.79
27:DD:30:GLU:HG3	27:DD:63:ARG:NH2	1.97	0.79
28:DE:55:ASN:O	28:DE:57:LYS:N	2.15	0.79
28:DE:134:ILE:O	28:DE:134:ILE:CD1	2.30	0.79
33:DM:97:ARG:HH11	33:DM:97:ARG:CG	1.93	0.79
45:DV:76:LEU:H	45:DV:76:LEU:HD23	1.45	0.79
1:AA:1386:G:O2'	1:AA:1387:G:H5'	1.82	0.79
9:AL:53:VAL:HG23	9:AL:95:LYS:HD2	1.64	0.79
20:AW:89:ARG:HH21	20:AW:104:LEU:HD11	1.47	0.79
25:BA:1533:C:H2'	25:BA:1534:G:C8	2.18	0.79
25:BA:2261:C:C2'	25:BA:2262:U:H5'	2.12	0.79
47:BZ:78:LYS:O	47:BZ:78:LYS:HD2	1.82	0.79
54:B8:52:LYS:N	54:B8:53:PRO:HD2	1.97	0.79
6:CI:87:ARG:CG	6:CI:87:ARG:HH11	1.96	0.79
12:CO:41:ARG:HH11	12:CO:41:ARG:HB3	1.47	0.79
25:DA:2307:G:O2'	25:DA:2308:G:N7	2.15	0.79
25:DA:2557:G:H2'	25:DA:2558:C:C6	2.16	0.79
35:DO:36:LYS:HB3	35:DO:36:LYS:HZ3	1.45	0.79
36:DP:90:VAL:CG1	36:DP:90:VAL:O	2.30	0.79
16:AS:19:ILE:CG2	16:AS:19:ILE:O	2.30	0.79
25:BA:2257:U:O2'	25:BA:2258:C:H5'	1.83	0.79
40:B1:92:ARG:NH1	41:B2:11:GLN:O	2.15	0.79
41:B2:1:MET:HG3	41:B2:43:GLU:HG2	1.63	0.79
1:CA:976:G:P	14:CQ:32:SER:H	2.04	0.79
13:CP:3:ARG:HG3	13:CP:9:ILE:HG12	1.62	0.79
19:CV:31:ILE:HG21	19:CV:49:ILE:HG23	1.64	0.79

*Continued on next page...*

*Continued from previous page...*

Atom-1	Atom-2	Interatomic distance (Å)	Clash overlap (Å)
25:DA:1678:G:N2	25:DA:1989:G:H22	1.79	0.79
27:DD:27:THR:HG21	27:DD:83:GLU:CG	2.10	0.79
35:DO:61:ARG:HB2	35:DO:61:ARG:HH21	0.77	0.79
40:D1:100:VAL:O	40:D1:101:ARG:HG2	1.82	0.79
1:AA:542:G:OP1	4:AG:10:ARG:NH2	2.16	0.79
1:AA:1182:G:H4'	1:AA:1183:A:C5'	2.12	0.79
2:AE:204:ASN:HD22	2:AE:206:ASP:H	1.31	0.79
4:AG:114:ARG:HH11	4:AG:114:ARG:CG	1.95	0.79
11:AN:40:ILE:HG22	11:AN:75:TYR:CD2	2.16	0.79
14:AQ:43:CYS:HA	14:AQ:46:GLU:HG3	1.65	0.79
22:AB:74:C:H5'	22:AB:75:G:OP2	1.83	0.79
25:BA:524:U:H4'	25:BA:554:U:H4'	1.64	0.79
25:BA:594:U:H5'	54:B8:61:LEU:HD13	1.65	0.79
27:BD:30:GLU:HG3	27:BD:63:ARG:CZ	2.12	0.79
33:BM:115:ARG:O	33:BM:118:LYS:N	2.15	0.79
41:B2:15:GLU:HG3	41:B2:16:PRO:HD2	1.62	0.79
25:DA:90:U:C2'	25:DA:91:A:H5''	2.12	0.79
27:DD:43:ARG:NH1	27:DD:44:ASN:HD21	1.77	0.79
36:DP:78:PRO:O	36:DP:79:LEU:HD12	1.82	0.79
50:D4:56:VAL:HA	50:D4:60:GLN:HE21	1.47	0.79
52:D6:52:VAL:HG22	52:D6:53:LYS:H	1.46	0.79
1:AA:1004:A:H1'	1:AA:1036:G:H1	1.44	0.79
3:AF:126:ARG:CG	3:AF:126:ARG:HH11	1.96	0.79
15:AR:87:ILE:HG22	15:AR:88:ARG:N	1.97	0.79
25:BA:2327:A:H2'	25:BA:2328:A:C8	2.16	0.79
30:BG:77:ILE:CG2	30:BG:77:ILE:O	2.31	0.79
39:BR:136:GLN:HG3	39:BR:137:LYS:H	1.45	0.79
7:CJ:26:PHE:O	7:CJ:30:ILE:HG13	1.82	0.79
25:DA:2331:G:O3'	46:D3:43:THR:HG22	1.82	0.79
54:D8:49:VAL:O	54:D8:50:LEU:CD1	2.30	0.79
3:CF:150:LYS:HG3	3:CF:169:ALA:HB2	1.62	0.79
35:DO:19:VAL:HG22	35:DO:20:GLY:H	1.47	0.79
3:AF:50:ALA:HB1	3:AF:70:VAL:HG11	1.64	0.79
17:AT:81:ARG:NH2	17:AT:83:ASP:OD2	2.16	0.79
25:BA:140:A:C8	25:BA:1408:C:O2'	2.35	0.79
25:BA:330:A:O2'	25:BA:331:A:H8	1.65	0.79
25:BA:2210:G:H3'	25:BA:2211:G:N7	1.98	0.79
35:BO:9:ASN:HB3	35:BO:10:PRO:CD	2.11	0.79
12:CO:47:LYS:HB3	12:CO:48:PRO:HD2	1.63	0.79
28:DE:48:GLN:O	28:DE:49:LEU:CG	2.30	0.79
48:DW:70:GLN:HG2	48:DW:71:ASN:H	1.47	0.79

*Continued on next page...*



*Continued from previous page...*

Atom-1	Atom-2	Interatomic distance (Å)	Clash overlap (Å)
4:AG:13:ARG:NH1	4:AG:38:TYR:O	2.15	0.79
11:AN:79:SER:O	11:AN:80:VAL:CG1	2.30	0.79
25:BA:1864:U:C2'	25:BA:1869:G:H5''	2.13	0.79
27:BD:166:GLN:HE21	27:BD:166:GLN:HA	1.45	0.79
28:BE:27:LEU:O	28:BE:27:LEU:CD2	2.30	0.79
38:BQ:34:HIS:HB2	38:BQ:36:TYR:CE1	2.18	0.79
47:BZ:92:LYS:HA	47:BZ:95:LEU:HB2	1.64	0.79
39:DR:47:GLY:HA3	39:DR:63:VAL:HG12	1.64	0.79
25:BA:654(G):C:O2	25:BA:654(N):G:N1	2.15	0.79
29:BF:29:ASN:H	29:BF:112:MET:HE1	1.48	0.79
42:BS:94:ASP:O	42:BS:95:ILE:CG2	2.30	0.79
25:DA:2747:G:H2'	25:DA:2748:A:H8	1.46	0.79
26:DB:15:A:H3'	26:DB:16:G:H5'	1.65	0.79
28:DE:80:GLU:O	28:DE:81:ILE:CG1	2.30	0.79
40:D1:90:VAL:HG22	41:D2:39:LEU:HB3	1.64	0.79
1:AA:1128:C:O2'	1:AA:1130:A:H8	1.65	0.78
28:BE:51:PHE:HD1	28:BE:52:LEU:CD2	1.92	0.78
54:B8:34:TRP:O	54:B8:34:TRP:CD2	2.36	0.78
1:CA:1090:U:H2'	1:CA:1091:U:H6	1.48	0.78
25:DA:848:G:H2'	25:DA:849:A:C8	2.17	0.78
25:DA:1270:C:H5''	25:DA:1271:G:O5'	1.83	0.78
25:DA:1342:A:C2	25:DA:1397:U:C2	2.71	0.78
36:DP:66:ILE:O	36:DP:67:ARG:CB	2.31	0.78
1:AA:201:C:N4	1:AA:216:G:H1	1.81	0.78
11:AN:17:GLY:HA3	11:AN:77:MET:CE	2.12	0.78
31:BH:11:VAL:HB	31:BH:12:PRO:HD2	1.64	0.78
36:BP:86:GLY:C	36:BP:88:GLY:H	1.83	0.78
38:BQ:88:ASP:O	38:BQ:89:ARG:CB	2.31	0.78
51:B5:56:LYS:H	51:B5:56:LYS:HD2	1.47	0.78
1:CA:503:C:OP2	12:CO:116:SER:HB3	1.83	0.78
4:CG:13:ARG:HG2	4:CG:14:ARG:N	1.98	0.78
36:DP:26:TYR:CD1	36:DP:139:GLU:HG3	2.08	0.78
47:DZ:91:LYS:HB2	47:DZ:91:LYS:HZ3	1.45	0.78
1:AA:119:A:H4'	1:AA:120:A:O5'	1.83	0.78
1:AA:630:G:H2'	1:AA:631:G:O4'	1.84	0.78
1:AA:827:U:H5	1:AA:872:A:N1	1.81	0.78
25:BA:1404:C:O2'	25:BA:1405:U:H5'	1.84	0.78
27:BD:71:ASP:OD2	27:BD:103:ARG:NH2	2.16	0.78
36:BP:14:ARG:HG2	36:BP:41:TRP:HH2	1.46	0.78
25:DA:84:A:N6	25:DA:102:G:O2'	2.10	0.78
25:DA:531:C:OP1	25:DA:561:G:N2	2.17	0.78

*Continued on next page...*

*Continued from previous page...*

Atom-1	Atom-2	Interatomic distance (Å)	Clash overlap (Å)
25:DA:654(D):G:H1	25:DA:654(Q):C:H42	1.32	0.78
25:DA:1012:U:N3	25:DA:1143:A:C2	2.51	0.78
25:DA:1496:A:H8	25:DA:1577:C:O2'	1.67	0.78
41:D2:71:LEU:H	41:D2:86:GLY:HA2	1.43	0.78
54:D8:35:GLN:O	54:D8:36:LYS:CG	2.30	0.78
7:AJ:78:ARG:HD2	7:AJ:80:VAL:HG22	1.65	0.78
25:BA:1021:A:H61	25:BA:1142(A):A:H61	1.32	0.78
27:BD:35:LYS:CD	27:BD:63:ARG:HB3	2.12	0.78
27:BD:273:ARG:O	27:BD:273:ARG:CG	2.32	0.78
30:BG:83:ARG:H	30:BG:86:MET:HE3	1.41	0.78
30:BG:96:ARG:HH11	30:BG:96:ARG:CG	1.96	0.78
52:B6:25:LYS:HZ1	52:B6:27:LYS:HD3	1.48	0.78
1:CA:168:G:H2'	1:CA:169:C:H5''	1.64	0.78
1:CA:1131:G:H2'	1:CA:1132:C:H6	1.49	0.78
25:DA:329:G:O6	44:DU:19:LYS:HG2	1.83	0.78
27:DD:35:LYS:HE3	27:DD:64:ILE:O	1.82	0.78
36:DP:66:ILE:O	36:DP:67:ARG:CG	2.30	0.78
39:DR:52:ILE:O	39:DR:52:ILE:CG2	2.30	0.78
1:AA:804:U:H5''	1:AA:805:C:OP2	1.84	0.78
25:BA:2292:C:P	38:BQ:17:ARG:HH22	2.05	0.78
28:BE:47:VAL:O	28:BE:48:GLN:O	2.01	0.78
35:BO:50:ARG:HH21	35:BO:50:ARG:HG3	1.47	0.78
2:CE:50:GLU:O	2:CE:54:THR:OG1	2.01	0.78
35:DO:37:GLY:O	35:DO:40:SER:N	2.16	0.78
35:DO:101:VAL:HA	35:DO:105:LEU:O	1.84	0.78
39:DR:26:ASP:O	39:DR:49:VAL:HG12	1.83	0.78
51:D5:16:ARG:HH11	51:D5:16:ARG:CG	1.95	0.78
1:AA:501:C:H2'	1:AA:502:G:H8	1.48	0.78
1:AA:838:G:H1	1:AA:848:C:N4	1.81	0.78
25:BA:67:U:N3	25:BA:74:A:H2	1.79	0.78
25:BA:671:C:OP1	35:BO:42:SER:O	2.02	0.78
25:BA:2113:U:H5'	25:BA:2114:A:C8	2.17	0.78
28:DE:1:MET:HB2	28:DE:200:GLU:OE2	1.84	0.78
51:D5:16:ARG:HG2	51:D5:16:ARG:NH1	1.94	0.78
1:AA:791:G:C2'	1:AA:792:A:H5'	2.13	0.78
8:AK:87:SER:HB2	8:AK:93:VAL:HB	1.66	0.78
28:BE:3:GLY:HA3	28:BE:81:ILE:CG1	2.12	0.78
25:DA:2854:G:N2	25:DA:2864:G:C4	2.52	0.78
41:D2:76:LYS:O	41:D2:79:VAL:CG2	2.30	0.78
45:DV:27:VAL:HG12	45:DV:87:ASP:HB3	1.64	0.78
52:D6:48:VAL:O	52:D6:49:HIS:CB	2.31	0.78

*Continued on next page...*

*Continued from previous page...*

Atom-1	Atom-2	Interatomic distance (Å)	Clash overlap (Å)
2:AE:76:GLN:HB3	2:AE:211:ILE:HD11	1.65	0.78
25:BA:2701:C:H3'	25:BA:2702:U:H5''	1.66	0.78
26:DB:75:G:H5'	26:DB:75:G:H8	1.47	0.78
2:AE:77:ALA:HB1	2:AE:165:VAL:HG11	1.65	0.78
3:AF:126:ARG:HH11	3:AF:126:ARG:HG3	1.49	0.78
5:AH:100:VAL:HG22	5:AH:118:ILE:HG22	1.66	0.78
6:AI:89:MET:CE	18:AU:76:LEU:HD23	2.14	0.78
23:AD:6:G:C2	23:AD:7:G:N7	2.52	0.78
25:BA:1496:A:H5'	25:BA:1497:U:OP1	1.84	0.78
25:DA:459:U:H5''	53:D7:40:TRP:CD2	2.18	0.78
30:DG:36:LYS:HE3	30:DG:38:VAL:HG21	1.66	0.78
1:CA:1003:G:C2'	1:CA:1004:A:H5'	2.13	0.78
25:DA:1257:C:O2'	29:DF:84:VAL:HG12	1.83	0.78
41:D2:35:LEU:O	41:D2:37:VAL:HG22	1.84	0.78
2:CE:82:ARG:HD2	2:CE:92:TYR:OH	1.84	0.77
25:DA:2438:U:O3'	25:DA:2439:A:H3'	1.85	0.77
25:DA:2638:G:OP1	28:DE:82:ARG:NH2	2.13	0.77
25:DA:2689:U:H5''	25:DA:2690:C:H5'	1.66	0.77
27:DD:166:GLN:HE21	27:DD:166:GLN:CA	1.96	0.77
47:DZ:91:LYS:HB2	47:DZ:91:LYS:HZ2	1.49	0.77
52:D6:43:CYS:O	52:D6:44:ARG:CB	2.32	0.77
5:AH:110:LEU:HD13	5:AH:118:ILE:HD13	1.64	0.77
6:AI:36:ARG:NH2	6:AI:38:GLU:HG2	1.97	0.77
25:BA:882:G:H3'	25:BA:883:G:H5''	1.66	0.77
25:BA:1525:G:H2'	25:BA:1526:G:C8	2.18	0.77
25:BA:2346:A:H4'	25:BA:2347:C:OP2	1.81	0.77
31:BH:10:PRO:HD2	31:BH:50:VAL:O	1.83	0.77
40:B1:79:PHE:O	40:B1:79:PHE:HD2	1.68	0.77
41:B2:44:LYS:O	41:B2:46:VAL:HG12	1.83	0.77
44:BU:76:CYS:O	44:BU:78:ALA:N	2.16	0.77
15:CR:87:ILE:HG22	15:CR:88:ARG:N	1.99	0.77
27:DD:35:LYS:HE3	27:DD:65:ILE:HA	1.66	0.77
50:D4:58:ARG:O	50:D4:61:ARG:HB3	1.84	0.77
28:BE:41:LYS:HZ3	28:BE:41:LYS:HB3	1.49	0.77
10:CM:15:THR:HG21	10:CM:92:THR:HG21	1.65	0.77
25:DA:2415:G:O3'	35:DO:66:GLY:HA3	1.85	0.77
28:DE:48:GLN:HA	28:DE:80:GLU:HA	1.65	0.77
29:DF:67:GLN:O	29:DF:67:GLN:CG	2.30	0.77
36:DP:59:ARG:O	36:DP:60:ARG:CB	2.33	0.77
22:AB:18:G:H1'	22:AB:19:G:OP1	1.85	0.77
25:BA:1614:A:N6	42:BS:92:ARG:O	2.16	0.77

*Continued on next page...*

*Continued from previous page...*

Atom-1	Atom-2	Interatomic distance (Å)	Clash overlap (Å)
1:CA:673:G:H2'	1:CA:674:G:C8	2.19	0.77
25:DA:2439:A:H5'	25:DA:2439:A:C8	2.18	0.77
54:D8:52:LYS:HB2	54:D8:53:PRO:HD3	1.67	0.77
1:AA:819:A:H4'	1:AA:820:U:OP2	1.84	0.77
36:BP:66:ILE:HG13	36:BP:67:ARG:N	1.98	0.77
1:CA:1004:A:C2	1:CA:1024:G:C8	2.73	0.77
20:CW:25:ARG:HG3	20:CW:25:ARG:HH11	1.50	0.77
25:DA:885:C:N4	25:DA:890:A:H62	1.83	0.77
27:DD:35:LYS:CA	27:DD:64:ILE:HG23	2.14	0.77
28:DE:182:LEU:HD12	28:DE:183:LEU:H	1.49	0.77
42:DS:9:TYR:H	42:DS:102:HIS:CD2	2.03	0.77
1:AA:1034:G:H2'	1:AA:1035:A:C8	2.19	0.77
12:AO:6:THR:H	12:AO:9:GLN:HE21	1.30	0.77
25:BA:534:U:H5'	40:B1:42:ALA:HB1	1.66	0.77
25:BA:847:U:C4	25:BA:933:A:N1	2.53	0.77
25:BA:1434:A:H61	25:BA:1558:A:H62	1.29	0.77
25:BA:2162:G:H2'	25:BA:2163:C:C6	2.19	0.77
41:B2:4:ILE:HG22	41:B2:39:LEU:HD23	1.66	0.77
44:BU:40:GLU:HA	44:BU:40:GLU:OE1	1.83	0.77
1:CA:1002:G:H2'	1:CA:1003:G:H8	1.47	0.77
1:CA:1061:G:H2'	1:CA:1062:U:H5'	1.66	0.77
1:CA:1443:G:H3'	1:CA:1446:A:C5'	2.14	0.77
6:CI:87:ARG:HH11	6:CI:87:ARG:HG2	1.49	0.77
31:DH:117:PRO:HB3	31:DH:123:PHE:CE1	2.20	0.77
2:AE:67:THR:HG21	2:AE:155:LEU:HG	1.65	0.77
20:AW:10:LEU:HD23	20:AW:12:ALA:N	1.98	0.77
25:BA:860:U:C5	25:BA:917:A:H2	2.01	0.77
35:BO:61:ARG:HB2	35:BO:61:ARG:HH21	0.77	0.77
22:CB:21:A:H1'	22:CB:22:G:O5'	1.85	0.77
29:DF:118:ALA:HB2	29:DF:123:LEU:HD23	1.65	0.77
35:DO:16:ARG:HH11	35:DO:16:ARG:HG3	1.49	0.77
40:D1:65:ILE:HD11	40:D1:96:ALA:HB3	1.67	0.77
48:DW:9:GLN:HE22	48:DW:56:GLN:HG2	1.49	0.77
2:AE:80:ILE:HG21	2:AE:212:GLN:HA	1.67	0.77
8:AK:87:SER:CB	8:AK:93:VAL:H	1.98	0.77
25:BA:900:A:H5'	25:BA:901:A:OP2	1.85	0.77
25:BA:2334:G:H5'	38:BQ:9:ARG:HG2	1.67	0.77
1:CA:1497:G:C2'	1:CA:1498:U:H5'	2.14	0.77
33:DM:103:VAL:HG11	33:DM:120:LEU:HD13	1.67	0.77
35:DO:112:LEU:H	35:DO:128:HIS:CD2	2.02	0.77
1:AA:5:U:H2'	1:AA:5:U:O2	1.84	0.77

*Continued on next page...*

*Continued from previous page...*

Atom-1	Atom-2	Interatomic distance (Å)	Clash overlap (Å)
4:AG:110:PHE:H	4:AG:110:PHE:HD1	1.33	0.77
5:AH:31:LEU:HD23	5:AH:45:PHE:HD1	1.50	0.77
26:BB:30:C:H2'	26:BB:31:C:O5'	1.85	0.77
28:BE:27:LEU:C	28:BE:27:LEU:CD2	2.53	0.77
46:B3:38:VAL:CG1	46:B3:40:GLN:HG2	2.13	0.77
51:B5:33:CYS:HB2	51:B5:40:LYS:HD3	1.66	0.77
9:CL:78:LYS:HB2	9:CL:78:LYS:NZ	2.00	0.77
12:CO:27:LEU:HD23	12:CO:33:ARG:HG2	1.67	0.77
16:CS:36:ILE:O	16:CS:36:ILE:HG13	1.84	0.77
23:CC:20:G:C2	23:CC:58:A:C2	2.72	0.77
25:DA:2355:C:H5'	46:D3:36:ILE:HD11	1.67	0.77
27:DD:65:ILE:HD11	27:DD:67:PHE:CE2	2.20	0.77
36:DP:63:LYS:C	36:DP:63:LYS:CD	2.52	0.77
2:AE:97:TRP:CH2	2:AE:176:GLU:HG3	2.19	0.77
25:BA:2415:G:O3'	35:BO:66:GLY:HA3	1.84	0.77
33:BM:22:THR:HG22	33:BM:23:LEU:H	1.49	0.77
38:BQ:37:ALA:HB2	38:BQ:101:LEU:HD21	1.67	0.77
25:DA:259:G:O2'	25:DA:621:A:O2'	2.03	0.77
25:DA:654(B):C:H2'	25:DA:654(C):G:C8	2.20	0.77
25:DA:2306:C:H3'	25:DA:2307:G:C5'	2.13	0.77
25:DA:2394:C:OP1	35:DO:62:LEU:CB	2.33	0.77
25:DA:2872:G:C4	25:DA:2873:A:N1	2.54	0.77
54:D8:29:LYS:HG2	54:D8:29:LYS:O	1.85	0.77
1:AA:953:G:H5'	1:AA:965:A:H61	1.50	0.76
1:AA:1037:C:H2'	1:AA:1038:C:C6	2.19	0.76
28:BE:14:ILE:O	28:BE:15:PHE:CG	2.39	0.76
41:B2:44:LYS:HD2	41:B2:45:THR:H	1.48	0.76
46:B3:40:GLN:HE22	46:B3:44:ARG:N	1.80	0.76
1:CA:382:A:H2'	1:CA:383:A:C8	2.20	0.76
27:DD:35:LYS:CG	27:DD:64:ILE:H	1.96	0.76
25:BA:1359:A:C2	25:BA:1372:U:O4	2.38	0.76
25:BA:2346:A:H5''	25:BA:2383:G:O4'	1.85	0.76
26:BB:40:U:H1'	26:BB:45:A:H61	1.47	0.76
29:BF:66:PRO:O	29:BF:67:GLN:HB3	1.83	0.76
30:BG:77:ILE:O	30:BG:77:ILE:HG23	1.85	0.76
32:BK:78:THR:HG23	32:BK:141:LYS:NZ	2.00	0.76
54:B8:38:GLY:H	54:B8:41:ILE:HG23	1.51	0.76
1:CA:345:C:O2'	1:CA:346:G:O5'	2.03	0.76
12:CO:79:GLU:HG3	12:CO:80:HIS:CD2	2.19	0.76
25:DA:140:A:C8	25:DA:1408:C:O2'	2.37	0.76
25:DA:2392:A:H2	25:DA:2424:C:N4	1.82	0.76

*Continued on next page...*

*Continued from previous page...*

Atom-1	Atom-2	Interatomic distance (Å)	Clash overlap (Å)
36:DP:79:LEU:C	36:DP:79:LEU:CD1	2.54	0.76
37:D0:37:THR:CG2	37:D0:39:PRO:HD2	2.15	0.76
41:D2:44:LYS:C	41:D2:46:VAL:H	1.89	0.76
1:AA:1502:A:H2	1:AA:1505:G:H22	1.27	0.76
2:AE:120:ALA:O	2:AE:121:LEU:HB2	1.84	0.76
19:AV:40:ILE:HG12	19:AV:41:VAL:HG13	1.68	0.76
22:AB:18:G:H4'	22:AB:19:G:OP2	1.84	0.76
25:BA:1188:U:H4'	41:B2:79:VAL:HG22	1.67	0.76
25:BA:2310:A:C2'	25:BA:2311:A:H5''	2.15	0.76
37:B0:79:LEU:HA	37:B0:83:ILE:HG13	1.66	0.76
50:B4:37:SER:HB3	50:B4:42:PHE:HB3	1.67	0.76
54:B8:34:TRP:CD2	54:B8:35:GLN:OE1	2.38	0.76
25:DA:1138:G:H21	33:DM:106:MET:HE3	1.49	0.76
28:DE:50:GLY:O	28:DE:51:PHE:CB	2.33	0.76
39:DR:54:ARG:HG2	39:DR:54:ARG:NH1	1.89	0.76
2:AE:22:LYS:HA	2:AE:22:LYS:NZ	2.01	0.76
6:AI:67:MET:HB2	6:AI:68:PRO:HD2	1.66	0.76
23:AC:1:C:C2'	23:AC:2:G:OP2	2.34	0.76
25:BA:607:U:OP1	29:BF:102:PRO:HA	1.85	0.76
25:BA:1899:G:N2	25:BA:1902:C:C5	2.54	0.76
25:BA:2317:C:H2'	25:BA:2318:G:C5'	2.13	0.76
35:BO:83:VAL:HG12	35:BO:112:LEU:HD21	1.67	0.76
39:BR:3:ARG:HB3	39:BR:7:ILE:HG13	1.68	0.76
39:BR:64:ARG:HB2	39:BR:73:GLU:HG2	1.65	0.76
1:CA:1277:C:HO2'	1:CA:1279:A:H8	1.34	0.76
1:CA:1322:C:O2'	1:CA:1323:G:H5'	1.85	0.76
25:DA:1019:U:H3	25:DA:1142(A):A:H62	1.30	0.76
26:DB:103:U:O2'	45:DV:72:ARG:HG2	1.86	0.76
36:DP:7:MET:HB3	36:DP:10:ARG:NH2	2.00	0.76
39:DR:55:ASN:N	39:DR:59:THR:HG22	1.98	0.76
13:AP:39:ILE:HD13	13:AP:52:GLU:HB3	1.68	0.76
25:DA:1864:U:OP1	25:DA:2410:G:O2'	2.04	0.76
37:D0:37:THR:HG23	37:D0:39:PRO:HD2	1.67	0.76
22:AB:16:U:OP1	22:AB:17:U:N3	2.19	0.76
23:AC:62:C:H2'	23:AC:63:C:H6	1.51	0.76
1:CA:1320:C:H2'	1:CA:1321:C:C6	2.21	0.76
6:CI:33:TYR:CE1	6:CI:78:GLU:HG3	2.20	0.76
23:CC:24:C:H2'	23:CC:25:U:C6	2.19	0.76
23:CC:24:C:H2'	23:CC:25:U:H6	1.50	0.76
25:DA:861:A:C2	25:DA:917:A:C4	2.74	0.76
25:DA:2872:G:C5	25:DA:2873:A:C2	2.74	0.76

*Continued on next page...*

*Continued from previous page...*

Atom-1	Atom-2	Interatomic distance (Å)	Clash overlap (Å)
25:DA:2880:C:H1'	37:D0:92:GLY:HA3	1.65	0.76
25:DA:2893:G:H4'	25:DA:2894:G:O5'	1.85	0.76
37:D0:24:GLN:NE2	37:D0:36:THR:HG21	2.01	0.76
1:AA:1329:A:H5'	13:AP:29:ARG:HD2	1.68	0.76
3:AF:150:LYS:HG3	3:AF:169:ALA:HB2	1.66	0.76
25:BA:528:A:O2'	25:BA:529:A:H5''	1.85	0.76
25:BA:2432:A:C4	47:BZ:33:LYS:HG2	2.20	0.76
25:BA:2467:C:C3'	25:BA:2468:G:H5'	2.14	0.76
27:BD:181:GLU:CA	27:BD:272:ALA:CB	2.62	0.76
28:BE:26:ILE:HD11	28:BE:198:VAL:HG21	1.67	0.76
28:BE:34:VAL:CG1	28:BE:49:LEU:O	2.34	0.76
35:BO:63:PRO:HB3	54:B8:12:LYS:O	1.86	0.76
45:BV:164:ALA:C	45:BV:165:VAL:HG13	2.05	0.76
1:CA:802:A:H5'	1:CA:803:G:OP2	1.85	0.76
1:CA:1319:A:H5'	1:CA:1320:C:OP1	1.85	0.76
25:DA:330:A:H2	25:DA:1210:A:O2'	1.68	0.76
25:DA:1005:C:H1'	25:DA:1143:A:N1	1.99	0.76
25:DA:2420:C:N4	54:D8:31:HIS:HB3	2.00	0.76
25:DA:2553:G:H5''	25:DA:2554:U:OP2	1.85	0.76
25:DA:2638:G:P	28:DE:82:ARG:NH2	2.58	0.76
29:DF:178:PRO:HB2	29:DF:201:VAL:HG11	1.66	0.76
1:AA:1053:G:C5'	1:AA:1054:C:H5'	2.12	0.76
1:AA:1391:U:H2'	1:AA:1392:G:C8	2.21	0.76
2:AE:178:ARG:HH22	2:AE:196:LEU:HA	1.51	0.76
25:BA:2466:C:C2'	25:BA:2467:C:H5'	2.16	0.76
28:BE:46:ALA:O	28:BE:47:VAL:HG22	1.85	0.76
29:BF:178:PRO:HB2	29:BF:201:VAL:CG1	2.16	0.76
36:BP:68:ILE:HD13	36:BP:103:MET:CG	2.15	0.76
40:B1:66:ASN:HB2	40:B1:76:TYR:HB2	1.68	0.76
4:CG:175:SER:HB3	4:CG:186:LEU:HD11	1.68	0.76
25:DA:1140:C:H1'	25:DA:1143:A:C8	2.20	0.76
27:DD:148:GLU:HB2	27:DD:151:LYS:HD2	1.68	0.76
35:DO:47:ASP:OD2	35:DO:49:ARG:HD3	1.86	0.76
1:AA:365:U:H5''	1:AA:366:C:OP1	1.86	0.76
1:AA:1023:G:H3'	1:AA:1024:G:H5''	1.68	0.76
1:AA:1286:A:H5''	21:AX:26:LYS:HD2	1.68	0.76
20:AW:53:LEU:HB3	20:AW:102:GLY:HA3	1.67	0.76
25:BA:2134:A:N6	25:BA:2157:G:H1'	2.01	0.76
1:CA:1025:U:O2'	1:CA:1026:G:O4'	2.04	0.76
2:CE:16:HIS:CE1	2:CE:213:LEU:HD13	2.20	0.76
25:DA:2688:U:H5	25:DA:2720:U:OP2	1.68	0.76

*Continued on next page...*

*Continued from previous page...*

Atom-1	Atom-2	Interatomic distance (Å)	Clash overlap (Å)
26:DB:38:C:H42	26:DB:44:G:H1	1.34	0.76
31:DH:151:ILE:O	31:DH:152:ARG:CG	2.30	0.76
39:DR:90:GLN:HA	39:DR:90:GLN:HE21	1.49	0.76
1:AA:474:G:H2'	1:AA:475:G:H8	1.51	0.76
25:BA:138:G:N2	43:BT:44:GLU:OE2	2.16	0.76
25:BA:1728:G:H8	25:BA:1732:A:H62	1.32	0.76
25:BA:2309:A:C2'	25:BA:2310:A:H5''	2.14	0.76
35:BO:64:LYS:HB2	54:B8:25:MET:HG3	1.66	0.76
37:B0:33:ARG:HG3	37:B0:115:GLU:HB3	1.67	0.76
1:CA:1187:G:OP1	9:CL:113:LYS:NZ	2.18	0.76
2:CE:178:ARG:HH11	2:CE:178:ARG:HB2	1.50	0.76
25:DA:774:A:H2	25:DA:787:U:HO2'	1.33	0.76
25:DA:1427:A:H4'	25:DA:1428:C:O5'	1.85	0.76
32:DK:72:LEU:HD21	32:DK:107:VAL:HG11	1.67	0.76
45:DV:115:GLY:HA3	45:DV:174:VAL:HG12	1.68	0.76
1:AA:1126:U:H5	1:AA:1127:G:C4	2.04	0.75
3:AF:70:VAL:HG12	3:AF:72:LYS:H	1.52	0.75
8:AK:86:ILE:HG22	8:AK:87:SER:H	1.50	0.75
28:BE:16:ARG:O	28:BE:17:ASP:HB2	1.85	0.75
48:BW:17:SER:HB3	48:BW:67:LYS:HD3	1.67	0.75
24:C1:14:U:OP1	24:C1:14:U:H4'	1.78	0.75
25:DA:273(C):C:N4	25:DA:363(C):G:H1	1.82	0.75
28:DE:48:GLN:HG2	28:DE:78:LEU:CB	2.15	0.75
35:DO:36:LYS:HZ2	35:DO:36:LYS:HB2	1.50	0.75
45:DV:146:ILE:CG1	45:DV:147:GLY:H	1.89	0.75
52:D6:29:ASN:ND2	52:D6:29:ASN:H	1.85	0.75
1:AA:1422:G:H5'	34:BN:48:PRO:HB3	1.68	0.75
2:AE:14:GLY:HA3	2:AE:209:ARG:HH21	1.51	0.75
25:BA:881:G:H3'	25:BA:882:G:O4'	1.86	0.75
25:BA:1509:C:H3'	25:BA:1510:A:H5''	1.67	0.75
25:BA:1885:A:H8	25:BA:1885:A:H5'	1.51	0.75
25:BA:2780:G:OP2	33:BM:118:LYS:HD3	1.86	0.75
31:BH:86:GLU:CD	31:BH:86:GLU:H	1.88	0.75
44:BU:81:LYS:NZ	44:BU:96:ILE:HD12	2.01	0.75
1:CA:365:U:H5''	1:CA:366:C:OP1	1.86	0.75
10:CM:49:VAL:HG12	14:CQ:41:ARG:HB2	1.66	0.75
15:CR:39:LEU:HD12	15:CR:56:LEU:HB2	1.68	0.75
25:DA:1188:U:C2'	25:DA:1189:A:H5'	2.16	0.75
25:DA:1460:A:H4'	25:DA:1461:G:OP2	1.86	0.75
28:DE:80:GLU:O	28:DE:81:ILE:CB	2.34	0.75
29:DF:89:VAL:CG1	29:DF:90:PHE:N	2.30	0.75

*Continued on next page...*



*Continued from previous page...*

Atom-1	Atom-2	Interatomic distance (Å)	Clash overlap (Å)
54:D8:39:LYS:HG2	54:D8:40:GLU:N	1.99	0.75
5:AH:45:PHE:CE2	5:AH:47:LYS:HD2	2.21	0.75
9:AL:63:ILE:HD11	9:AL:81:ILE:HD11	1.67	0.75
17:AT:22:LEU:HD11	17:AT:39:SER:HB3	1.68	0.75
23:AD:64:G:H2'	23:AD:65:G:C8	2.21	0.75
30:BG:67:LYS:O	30:BG:67:LYS:HD2	1.85	0.75
31:BH:153:LYS:CG	31:BH:162:ILE:H	1.99	0.75
8:CK:20:TYR:HE2	8:CK:75:ARG:HD2	1.49	0.75
25:DA:1485:G:O2'	25:DA:1486:A:H5'	1.86	0.75
25:DA:2128:C:H2'	25:DA:2129:C:C6	2.21	0.75
36:DP:90:VAL:O	36:DP:90:VAL:HG12	1.84	0.75
38:DQ:86:ALA:O	38:DQ:87:PHE:CB	2.34	0.75
25:BA:1053:C:H42	25:BA:1106:G:H1	1.31	0.75
28:BE:59:VAL:HG11	28:BE:63:LEU:CD1	2.15	0.75
28:BE:59:VAL:HG21	28:BE:73:GLU:HB3	1.69	0.75
35:BO:16:ARG:HG3	35:BO:16:ARG:HH11	1.49	0.75
35:BO:112:LEU:H	35:BO:128:HIS:CD2	2.05	0.75
9:CL:47:LEU:HD23	9:CL:50:LEU:HD12	1.69	0.75
50:D4:32:TYR:O	50:D4:33:VAL:HG22	1.86	0.75
1:AA:686:U:O2'	1:AA:687:A:O5'	2.04	0.75
1:AA:1025:U:O2'	1:AA:1026:G:O5'	2.04	0.75
1:AA:1090:U:H2'	1:AA:1091:U:H6	1.50	0.75
1:AA:1132:C:H2'	1:AA:1133:G:C8	2.22	0.75
1:AA:1450:U:O2'	1:AA:1451:A:H8	1.69	0.75
25:BA:2373:G:H1	25:BA:2380:C:N4	1.84	0.75
28:BE:23:VAL:CG1	28:BE:185:LYS:HA	2.17	0.75
28:BE:35:GLN:O	28:BE:36:ARG:HG2	1.85	0.75
31:BH:4:ILE:HG13	31:BH:6:ARG:CZ	2.16	0.75
1:CA:164:U:H2'	1:CA:165:C:H6	1.50	0.75
3:CF:43:LEU:O	3:CF:47:LEU:HB2	1.87	0.75
25:DA:587:C:O2	35:DO:33:ARG:NH1	2.20	0.75
25:DA:851:U:OP1	49:DX:49:LYS:HE2	1.87	0.75
10:AM:8:LEU:HD12	10:AM:20:ALA:HB2	1.68	0.75
25:BA:1728:G:H3'	25:BA:1729:A:H5''	1.67	0.75
25:BA:2306:C:H3'	25:BA:2307:G:C5'	2.17	0.75
26:BB:37:C:H2'	26:BB:38:C:H5'	1.69	0.75
29:BF:127:GLU:OE2	29:BF:127:GLU:HA	1.84	0.75
38:BQ:85:VAL:HG23	38:BQ:112:PHE:CE1	2.22	0.75
22:CB:17:U:H5''	22:CB:18:G:C8	2.21	0.75
25:DA:2015:A:C2	51:D5:6:VAL:HG23	2.22	0.75
25:DA:2602:A:H4'	25:DA:2603:G:O5'	1.87	0.75

*Continued on next page...*

*Continued from previous page...*

Atom-1	Atom-2	Interatomic distance (Å)	Clash overlap (Å)
40:D1:92:ARG:HD2	40:D1:95:LEU:HD12	1.68	0.75
43:DT:23:GLU:HG3	43:DT:24:GLY:H	1.52	0.75
1:AA:1318:A:H1'	19:AV:37:ARG:HH21	1.49	0.75
25:BA:273(F):C:H3'	25:BA:274:G:H5''	1.68	0.75
25:BA:654(M):C:H2'	25:BA:654(N):G:N7	2.01	0.75
25:BA:2116:G:P	25:BA:2165:G:H22	2.09	0.75
25:BA:2422:A:H4'	25:BA:2423:U:OP1	1.87	0.75
36:BP:20:ALA:HB2	36:BP:99:PRO:HD2	1.67	0.75
1:CA:1036:G:H2'	1:CA:1037:C:C2	2.21	0.75
1:CA:1274:G:O2'	1:CA:1275:A:H5'	1.86	0.75
36:DP:29:PHE:CG	36:DP:65:PHE:CE1	2.75	0.75
52:D6:15:GLU:HG2	52:D6:16:CYS:H	1.52	0.75
1:AA:437:U:H5''	4:AG:155:LEU:HD22	1.68	0.75
1:AA:624:C:O3'	16:AS:10:GLY:HA2	1.87	0.75
1:AA:977:A:H8	1:AA:1223:C:N3	1.85	0.75
25:BA:330:A:HO2'	25:BA:331:A:H8	1.30	0.75
25:BA:1427:A:H4'	25:BA:1428:C:O5'	1.84	0.75
35:BO:39:LYS:HG3	35:BO:45:LEU:HD22	1.69	0.75
36:BP:66:ILE:O	36:BP:67:ARG:HB2	1.86	0.75
38:BQ:106:ARG:HA	38:BQ:110:LEU:HD11	1.68	0.75
42:BS:29:LEU:HD21	42:BS:33:ARG:CZ	2.17	0.75
25:DA:90:U:O2'	25:DA:91:A:C8	2.37	0.75
25:DA:2340:G:O2'	25:DA:2341:G:H5'	1.86	0.75
41:D2:76:LYS:CB	41:D2:79:VAL:HG21	2.17	0.75
25:BA:879:G:H1	25:BA:898:C:N4	1.85	0.75
25:BA:1060:U:H1'	25:BA:1061:U:OP2	1.87	0.75
33:BM:46:VAL:CG1	33:BM:47:ALA:H	1.98	0.75
1:CA:983:A:N1	1:CA:1222:G:N2	2.33	0.75
1:CA:1129:C:C4	1:CA:1139:G:C2	2.75	0.75
1:CA:1286:A:C8	1:CA:1287:A:H4'	2.21	0.75
1:CA:1298:C:OP2	7:CJ:114:ARG:NH2	2.18	0.75
7:CJ:78:ARG:CZ	7:CJ:80:VAL:HB	2.17	0.75
14:CQ:45:ARG:HG3	14:CQ:45:ARG:HH11	1.52	0.75
25:DA:1070:A:H8	25:DA:1096:A:HO2'	1.34	0.75
29:DF:132:VAL:HG22	29:DF:133:ASN:H	1.50	0.75
30:DG:111:LEU:HB2	30:DG:112:PRO:HD3	1.69	0.75
35:DO:135:LEU:O	35:DO:139:LYS:HB2	1.86	0.75
50:D4:20:ASN:CG	50:D4:21:VAL:H	1.89	0.75
25:BA:330:A:O2'	25:BA:331:A:C8	2.40	0.74
25:BA:1403:C:H5''	25:BA:1471:A:H1'	1.66	0.74
25:BA:1607:C:H4'	25:BA:1608:A:O5'	1.86	0.74

*Continued on next page...*

*Continued from previous page...*

Atom-1	Atom-2	Interatomic distance (Å)	Clash overlap (Å)
38:BQ:85:VAL:HG21	38:BQ:112:PHE:HZ	1.52	0.74
1:CA:179:A:H2'	1:CA:180:U:H6	1.51	0.74
33:DM:29:LYS:HE2	33:DM:29:LYS:HA	1.68	0.74
34:DN:115:VAL:HG13	34:DN:121:VAL:HG21	1.68	0.74
36:DP:66:ILE:CG1	36:DP:67:ARG:N	2.49	0.74
41:D2:83:ARG:H	41:D2:83:ARG:HD3	1.49	0.74
45:DV:28:MET:HG3	45:DV:37:VAL:HG11	1.69	0.74
1:AA:1348:U:H4'	9:AL:120:ARG:HD2	1.68	0.74
13:AP:3:ARG:HG2	13:AP:9:ILE:CG1	2.17	0.74
25:BA:654(A):A:C2	25:BA:654(T):A:N1	2.54	0.74
25:BA:1026:U:H4'	25:BA:1027:A:OP1	1.85	0.74
28:BE:51:PHE:CD1	28:BE:52:LEU:HD21	2.22	0.74
1:CA:1305:G:O2'	1:CA:1306:A:H8	1.68	0.74
25:DA:1012:U:C4	25:DA:1143:A:N1	2.55	0.74
25:DA:1142:U:O2	25:DA:1142:U:H2'	1.87	0.74
33:DM:128:HIS:NE2	33:DM:134:ARG:HD2	2.02	0.74
54:D8:49:VAL:O	54:D8:50:LEU:HD12	1.86	0.74
1:AA:975:A:C4'	1:AA:976:G:H5''	2.17	0.74
3:AF:166:GLU:HG3	3:AF:167:TRP:H	1.51	0.74
25:BA:2298:A:H62	25:BA:2318:G:H8	1.31	0.74
35:BO:64:LYS:CB	54:B8:25:MET:CG	2.60	0.74
1:CA:1325:C:H4'	21:CX:17:THR:HG21	1.68	0.74
27:DD:246:PRO:HD2	27:DD:255:LYS:HE2	1.68	0.74
28:BE:23:VAL:HA	28:BE:185:LYS:HA	1.70	0.74
28:BE:116:VAL:O	28:BE:117:MET:HB3	1.88	0.74
47:BZ:8:SER:OG	47:BZ:10:LYS:HG3	1.88	0.74
54:B8:34:TRP:O	54:B8:35:GLN:HG3	1.88	0.74
54:B8:34:TRP:CZ3	54:B8:35:GLN:OE1	2.41	0.74
25:DA:2580:U:H4'	28:DE:130:GLY:CA	2.17	0.74
29:DF:181:LEU:HD21	29:DF:186:ILE:HD11	1.69	0.74
38:DQ:19:LYS:O	38:DQ:20:ARG:HD3	1.86	0.74
45:DV:175:VAL:HG22	45:DV:176:PRO:CD	2.17	0.74
1:AA:1347:G:N2	1:AA:1373:G:H2'	2.03	0.74
25:BA:314:A:C2'	25:BA:315:G:H5'	2.18	0.74
25:BA:2467:C:H4'	36:BP:123:HIS:ND1	2.02	0.74
25:BA:2690:C:H5''	25:BA:2872:G:H21	1.51	0.74
1:CA:913:A:H4'	1:CA:914:A:O5'	1.87	0.74
4:CG:15:GLU:OE1	4:CG:66:ARG:NH1	2.21	0.74
35:DO:64:LYS:HB3	54:D8:25:MET:HG3	1.49	0.74
5:AH:10:MET:HB3	5:AH:32:VAL:HG22	1.69	0.74
10:AM:48:THR:HG23	10:AM:62:HIS:HB3	1.69	0.74

*Continued on next page...*

*Continued from previous page...*

Atom-1	Atom-2	Interatomic distance (Å)	Clash overlap (Å)
10:AM:55:LYS:HB3	10:AM:55:LYS:HZ3	1.51	0.74
25:BA:1264:G:H5'	51:B5:11:THR:CG2	2.18	0.74
4:CG:24:GLU:N	4:CG:24:GLU:OE2	2.21	0.74
25:DA:2531:A:H4'	31:DH:157:TYR:CD2	2.22	0.74
1:AA:27:G:H4'	4:AG:209:ARG:HG3	1.69	0.74
25:BA:1049:C:H2'	25:BA:1050:A:H5'	1.68	0.74
27:BD:182:LEU:N	27:BD:272:ALA:HB2	2.02	0.74
45:BV:54:HIS:NE2	45:BV:123:ASP:OD2	2.20	0.74
25:DA:674:G:H1'	29:DF:74:ARG:HD3	1.68	0.74
35:DO:15:ARG:HH11	35:DO:15:ARG:CB	2.01	0.74
35:DO:38:GLN:HG2	35:DO:45:LEU:CD1	2.18	0.74
49:DX:19:GLN:HE22	49:DX:52:HIS:HE1	1.35	0.74
54:D8:50:LEU:O	54:D8:51:ALA:HB3	1.87	0.74
1:AA:1004:A:H8	1:AA:1036:G:N1	1.85	0.74
1:AA:1096:C:H2'	1:AA:1097:C:H6	1.53	0.74
10:AM:48:THR:HA	10:AM:62:HIS:HB3	1.70	0.74
28:BE:66:HIS:C	28:BE:66:HIS:HD1	1.91	0.74
39:BR:39:ARG:HG2	39:BR:40:THR:H	1.53	0.74
1:CA:407:G:H1	1:CA:435:C:H42	1.34	0.74
1:CA:1435:G:H2'	1:CA:1436:U:H6	1.52	0.74
2:CE:91:PRO:HG3	2:CE:154:LEU:HB3	1.69	0.74
35:DO:122:PRO:HB3	35:DO:141:ALA:HB1	1.68	0.74
45:DV:60:GLU:HA	45:DV:66:SER:HA	1.69	0.74
2:AE:60:ASP:HB3	2:AE:64:ARG:HH12	1.52	0.74
41:B2:35:LEU:HD22	41:B2:35:LEU:H	1.53	0.74
1:CA:972:C:O3'	10:CM:57:LYS:HG3	1.87	0.74
2:CE:7:VAL:HG22	2:CE:8:LYS:H	1.52	0.74
2:CE:19:HIS:NE2	2:CE:206:ASP:HB2	2.03	0.74
4:CG:3:ARG:NH2	4:CG:5:ILE:HG12	2.01	0.74
22:CB:44:G:C2'	22:CB:45:U:H5'	2.18	0.74
25:DA:2057:A:O2'	25:DA:2058:A:H5'	1.88	0.74
25:DA:2210:G:H3'	25:DA:2211:G:C5	2.21	0.74
26:DB:42:C:O2	30:DG:93:THR:N	2.18	0.74
27:DD:68:LYS:HD3	27:DD:70:TRP:CZ2	2.23	0.74
28:DE:44:TYR:O	28:DE:45:THR:CB	2.36	0.74
36:DP:66:ILE:CG1	36:DP:67:ARG:H	1.99	0.74
43:DT:63:LYS:O	43:DT:63:LYS:HD2	1.88	0.74
1:AA:438:G:H4'	4:AG:123:HIS:CG	2.23	0.74
1:AA:687:A:H4'	1:AA:688:G:O5'	1.86	0.74
3:AF:19:GLU:HA	3:AF:54:ARG:HH12	1.52	0.74
7:AJ:26:PHE:CE2	7:AJ:30:ILE:HD11	2.22	0.74

*Continued on next page...*

*Continued from previous page...*

Atom-1	Atom-2	Interatomic distance (Å)	Clash overlap (Å)
21:AX:15:ARG:HH11	21:AX:15:ARG:CG	1.98	0.74
25:BA:102:G:OP1	48:BW:7:ARG:NH2	2.20	0.74
25:BA:336:C:H5''	44:BU:6:HIS:HD2	1.53	0.74
25:BA:1139:G:O2'	25:BA:1143:A:N1	2.20	0.74
30:BG:70:VAL:HG21	30:BG:87:PRO:HB3	1.69	0.74
30:BG:112:PRO:HB3	50:B4:37:SER:CB	2.17	0.74
47:BZ:58:ILE:CD1	47:BZ:86:SER:HB2	2.18	0.74
53:B7:8:ASN:C	53:B7:8:ASN:ND2	2.38	0.74
5:CH:101:ILE:HD11	5:CH:119:LEU:HD23	1.70	0.74
12:CO:70:ILE:HD13	12:CO:77:LEU:HD12	1.67	0.74
25:DA:2656:U:H3	25:DA:2665:A:H2	1.35	0.74
33:DM:47:ALA:HB2	33:DM:112:LEU:CD1	2.13	0.74
52:D6:23:THR:O	52:D6:24:GLU:HB2	1.88	0.74
1:AA:244:U:H4'	1:AA:245:C:O5'	1.86	0.73
1:AA:254:G:OP1	17:AT:67:LYS:O	2.06	0.73
1:AA:382:A:H2'	1:AA:383:A:C8	2.22	0.73
2:AE:141:GLU:O	2:AE:145:LEU:HB2	1.88	0.73
14:AQ:23:ARG:HH11	14:AQ:23:ARG:HG3	1.53	0.73
15:AR:56:LEU:O	15:AR:60:VAL:HG23	1.88	0.73
15:AR:70:LEU:HD11	15:AR:77:ARG:HG3	1.70	0.73
24:A1:13:U:H2'	24:A1:13:U:O2	1.87	0.73
25:BA:566:U:OP1	35:BO:29:LYS:HE3	1.88	0.73
25:BA:2733:A:H2'	25:BA:2734:A:H5''	1.70	0.73
30:BG:96:ARG:HG2	30:BG:96:ARG:NH1	1.97	0.73
30:BG:110:ALA:HA	30:BG:140:ILE:O	1.87	0.73
38:BQ:36:TYR:N	38:BQ:36:TYR:HD1	1.85	0.73
4:CG:3:ARG:HH11	4:CG:115:ARG:HB3	1.53	0.73
23:CC:32:G:C5	23:CC:33:C:C5	2.76	0.73
30:DG:111:LEU:HB3	30:DG:117:PHE:HE2	1.51	0.73
44:DU:76:CYS:O	44:DU:78:ALA:N	2.21	0.73
17:AT:45:HIS:O	17:AT:73:VAL:HG23	1.87	0.73
25:BA:1165:U:H2'	25:BA:1166:C:H6	1.53	0.73
25:BA:2310:A:C2	30:BG:77:ILE:HG13	2.21	0.73
28:BE:38:THR:CB	28:BE:39:PRO:HD2	2.18	0.73
28:BE:78:LEU:CD1	28:BE:79:ARG:H	2.00	0.73
29:BF:67:GLN:O	29:BF:67:GLN:HG3	1.86	0.73
35:BO:50:ARG:HH21	35:BO:50:ARG:CG	2.01	0.73
38:BQ:85:VAL:HG21	38:BQ:112:PHE:CZ	2.23	0.73
25:DA:287:C:H2'	25:DA:288:C:H6	1.51	0.73
25:DA:1300:U:H4'	25:DA:1301:A:H5''	1.70	0.73
25:DA:1597:A:H5''	25:DA:1598:C:OP1	1.88	0.73

*Continued on next page...*

*Continued from previous page...*

Atom-1	Atom-2	Interatomic distance (Å)	Clash overlap (Å)
25:DA:1952:A:C6	34:DN:22:ILE:CD1	2.71	0.73
25:DA:2420:C:H41	54:D8:31:HIS:CB	2.01	0.73
31:DH:125:VAL:HG22	31:DH:126:PRO:CD	2.06	0.73
32:DK:101:LEU:HD23	32:DK:101:LEU:H	1.53	0.73
36:DP:66:ILE:HD12	36:DP:67:ARG:CA	2.17	0.73
41:D2:71:LEU:CA	41:D2:86:GLY:HA2	2.17	0.73
52:D6:35:GLU:O	52:D6:36:LEU:HB2	1.89	0.73
1:AA:250:A:H4'	1:AA:251:G:C5'	2.18	0.73
25:BA:2690:C:H5''	25:BA:2872:G:N2	2.03	0.73
26:BB:37:C:C2'	26:BB:38:C:H5'	2.18	0.73
28:BE:41:LYS:NZ	28:BE:41:LYS:HB2	2.03	0.73
45:BV:152:ALA:HB3	45:BV:167:PRO:O	1.88	0.73
9:CL:79:LEU:HD13	9:CL:83:ARG:HD2	1.68	0.73
25:DA:1126:A:H4'	25:DA:1127:A:O5'	1.88	0.73
29:DF:82:ILE:C	29:DF:82:ILE:HD12	2.09	0.73
36:DP:75:THR:CB	36:DP:88:GLY:HA3	2.16	0.73
20:AW:100:ILE:HG13	20:AW:101:GLY:N	2.03	0.73
25:BA:654(A):A:H2	25:BA:654(T):A:N1	1.87	0.73
25:BA:1298:C:H5''	25:BA:1299:G:OP2	1.88	0.73
25:BA:2310:A:H2'	25:BA:2311:A:H5''	1.70	0.73
29:BF:32:LEU:O	29:BF:32:LEU:HD12	1.88	0.73
35:BO:15:ARG:HH11	35:BO:15:ARG:CB	2.01	0.73
41:B2:44:LYS:CD	41:B2:45:THR:H	1.99	0.73
1:CA:1028:C:H42	1:CA:1033:G:H1	1.35	0.73
2:CE:132:LYS:HA	2:CE:135:GLN:HB2	1.69	0.73
16:CS:5:ARG:NH1	16:CS:22:THR:HG21	2.03	0.73
26:DB:39:A:C6	50:D4:1:MET:HB3	2.22	0.73
52:D6:31:PRO:HB2	52:D6:33:LYS:HB2	1.70	0.73
54:D8:60:LEU:C	54:D8:61:LEU:HG	2.08	0.73
1:AA:280:C:H3'	1:AA:281:G:H5'	1.70	0.73
1:AA:1251:A:H4'	9:AL:12:GLU:OE1	1.88	0.73
10:AM:55:LYS:HB3	10:AM:55:LYS:NZ	2.03	0.73
25:BA:1210:A:H5'	25:BA:1210:A:H8	1.52	0.73
33:BM:58:ASP:H	33:BM:60:ILE:HD11	1.54	0.73
50:B4:52:THR:OG1	50:B4:53:GLU:N	2.21	0.73
1:CA:1346:A:H1'	1:CA:1347:G:OP2	1.88	0.73
25:DA:205:G:H1'	25:DA:206:U:OP2	1.88	0.73
25:DA:598:G:H1'	35:DO:12:ALA:HB2	1.70	0.73
30:DG:112:PRO:HB2	50:D4:37:SER:HA	1.71	0.73
42:DS:65:LEU:HD13	42:DS:68:ARG:CD	2.17	0.73
15:AR:55:GLY:HA2	15:AR:58:MET:HE2	1.70	0.73

*Continued on next page...*

*Continued from previous page...*

Atom-1	Atom-2	Interatomic distance (Å)	Clash overlap (Å)
26:BB:15:A:H4'	26:BB:15:A:OP1	1.88	0.73
25:DA:1070:A:H5'	25:DA:1071:G:C5'	2.18	0.73
28:DE:47:VAL:HG11	28:DE:49:LEU:HD23	1.71	0.73
29:DF:68:LYS:HZ3	29:DF:68:LYS:HA	1.53	0.73
33:DM:97:ARG:HG2	33:DM:97:ARG:NH1	1.95	0.73
36:DP:3:MET:HB2	36:DP:93:TYR:CD1	2.24	0.73
40:D1:65:ILE:HD11	40:D1:96:ALA:CB	2.18	0.73
47:DZ:78:LYS:O	47:DZ:78:LYS:HD2	1.89	0.73
1:AA:530:G:H4'	1:AA:531:U:OP2	1.87	0.73
1:AA:606:G:H22	1:AA:631:G:H8	1.36	0.73
9:AL:5:TYR:HE2	9:AL:16:ARG:HG2	1.54	0.73
25:BA:1063:G:H1	25:BA:1075:C:H42	1.36	0.73
25:BA:2562:U:H1'	34:BN:23:ARG:HH11	1.51	0.73
1:CA:972:C:H4'	10:CM:57:LYS:HG3	1.71	0.73
25:DA:2343:C:O2'	25:DA:2373:G:O2'	2.05	0.73
29:DF:83:PHE:C	29:DF:84:VAL:CG1	2.57	0.73
33:DM:47:ALA:CB	33:DM:112:LEU:HD11	2.12	0.73
52:D6:52:VAL:HG22	52:D6:53:LYS:HG3	1.71	0.73
4:AG:5:ILE:HG22	4:AG:6:GLY:N	2.01	0.73
25:BA:2393:A:H5'	35:BO:62:LEU:CB	2.19	0.73
36:BP:30:GLY:CA	36:BP:107:ALA:HB2	2.18	0.73
41:B2:66:ARG:NH1	41:B2:88:ARG:HD3	2.04	0.73
1:CA:353:A:H8	1:CA:353:A:H5'	1.52	0.73
25:DA:1826:G:H4'	27:DD:242:ARG:NH2	2.01	0.73
25:DA:2127:G:H21	25:DA:2173:A:H8	1.37	0.73
25:DA:2531:A:H5'	31:DH:157:TYR:HE2	1.52	0.73
35:DO:88:LEU:HD11	35:DO:95:VAL:HG21	1.71	0.73
43:DT:60:ARG:HH11	43:DT:60:ARG:CG	2.01	0.73
1:AA:200:G:N2	1:AA:218:C:O2	2.22	0.73
5:AH:10:MET:SD	5:AH:13:ILE:HD13	2.29	0.73
27:BD:35:LYS:HA	27:BD:64:ILE:HG22	1.71	0.73
33:BM:133:GLN:H	33:BM:133:GLN:NE2	1.87	0.73
1:CA:1199:U:H4'	10:CM:54:PHE:CE1	2.23	0.73
1:CA:1392:G:H21	1:CA:1502:A:H8	1.36	0.73
3:CF:35:GLU:HG3	3:CF:38:ARG:HH21	1.54	0.73
10:CM:54:PHE:CD2	10:CM:55:LYS:HD2	2.24	0.73
25:DA:228:A:H3'	25:DA:228:A:H8	1.53	0.73
28:DE:47:VAL:HG13	28:DE:48:GLN:H	1.53	0.73
1:AA:156:G:H1	1:AA:165:C:H42	1.37	0.73
2:AE:60:ASP:HB3	2:AE:64:ARG:NH1	2.03	0.73
23:AD:21:U:H3'	23:AD:22:A:C5'	2.19	0.73

*Continued on next page...*

*Continued from previous page...*

Atom-1	Atom-2	Interatomic distance (Å)	Clash overlap (Å)
25:BA:49:A:C8	25:BA:120:U:C5	2.74	0.73
27:BD:69:ARG:NH2	27:BD:128:GLY:O	2.22	0.73
32:BK:125:GLU:OE1	32:BK:141:LYS:HB3	1.89	0.73
39:BR:74:ARG:HD3	39:BR:76:PHE:CZ	2.24	0.73
46:B3:83:PRO:O	46:B3:84:LEU:HB2	1.87	0.73
1:CA:498:A:H4'	1:CA:500:G:OP1	1.87	0.73
5:CH:143:ARG:NH1	8:CK:77:GLU:OE1	2.22	0.73
16:CS:8:ARG:HH11	16:CS:8:ARG:HG2	1.53	0.73
22:CB:55:G:H2'	22:CB:56:G:H8	1.53	0.73
25:DA:527:C:OP2	25:DA:2779:U:H5	1.71	0.73
25:DA:864:G:C6	25:DA:865:C:N4	2.56	0.73
28:DE:5:LEU:HD21	28:DE:79:ARG:HB2	1.70	0.73
36:DP:33:GLY:HA2	36:DP:105:GLU:HB2	1.70	0.73
41:D2:70:ILE:O	41:D2:71:LEU:HB2	1.88	0.73
25:BA:559:G:H22	40:B1:49:HIS:CD2	2.06	0.72
25:BA:1204:A:C2	25:BA:1241:A:N1	2.57	0.72
25:BA:2068:U:N3	25:BA:2430:A:C2	2.53	0.72
28:BE:27:LEU:HD13	39:BR:1:MET:HE2	1.69	0.72
1:CA:250:A:H4'	1:CA:251:G:O5'	1.88	0.72
12:CO:8:ASN:HD22	17:CT:34:LYS:HE2	1.54	0.72
23:CD:7:G:H3'	23:CD:8:U:H5'	1.71	0.72
36:DP:64:ILE:HD13	36:DP:64:ILE:N	2.01	0.72
1:AA:523:A:H61	12:AO:92:ASP:HB2	1.54	0.72
1:AA:1036:G:H3'	1:AA:1037:C:C6	2.24	0.72
25:BA:1062:G:H2'	25:BA:1063:G:C8	2.23	0.72
25:BA:1903:G:OP1	27:BD:241:PRO:HB2	1.89	0.72
27:BD:64:ILE:O	27:BD:64:ILE:HG12	1.87	0.72
25:DA:1012:U:C5	33:DM:28:THR:HG21	2.23	0.72
25:DA:1839:G:C8	25:DA:1927:A:H1'	2.24	0.72
25:DA:2128:C:H4'	25:DA:2173:A:N6	2.04	0.72
25:DA:2681:C:H2'	25:DA:2681:C:O2	1.88	0.72
27:DD:35:LYS:CE	27:DD:64:ILE:O	2.37	0.72
28:DE:52:LEU:O	28:DE:74:PRO:CA	2.36	0.72
27:BD:34:VAL:O	27:BD:34:VAL:HG13	1.89	0.72
1:CA:1321:C:H3'	1:CA:1322:C:H5''	1.71	0.72
25:DA:1188:U:O2'	25:DA:1189:A:H5'	1.88	0.72
25:DA:1278:A:O2'	37:D0:34:ILE:HD11	1.89	0.72
25:DA:2219:G:H2'	25:DA:2224:G:H5'	1.71	0.72
29:DF:31:HIS:CB	35:DO:9:ASN:OD1	2.37	0.72
38:DQ:58:LEU:HD12	38:DQ:65:VAL:HG22	1.72	0.72
41:D2:70:ILE:O	41:D2:71:LEU:CB	2.36	0.72

*Continued on next page...*



*Continued from previous page...*

Atom-1	Atom-2	Interatomic distance (Å)	Clash overlap (Å)
43:DT:50:LYS:H	43:DT:87:GLN:HE22	1.35	0.72
1:AA:57:G:H2'	1:AA:58:C:C6	2.23	0.72
31:BH:86:GLU:HG3	31:BH:165:ALA:HB2	1.72	0.72
33:BM:133:GLN:HE21	33:BM:133:GLN:H	1.37	0.72
45:BV:76:LEU:HD23	45:BV:76:LEU:H	1.54	0.72
1:CA:235:C:C5'	17:CT:70:ARG:HG2	2.18	0.72
1:CA:1005:A:C2	1:CA:1006:C:H1'	2.24	0.72
22:CB:87:A:H8	25:DA:2583:G:N2	1.83	0.72
25:DA:195:A:OP1	35:DO:46:LYS:CE	2.36	0.72
25:DA:545:G:H21	25:DA:548:A:N6	1.86	0.72
25:DA:832:G:H5'	35:DO:45:LEU:HD11	1.71	0.72
25:DA:1156:A:OP1	40:D1:55:ARG:NH1	2.22	0.72
25:DA:1864:U:C2'	25:DA:1869:G:H5''	2.20	0.72
31:DH:154:PRO:O	31:DH:155:SER:HB3	1.89	0.72
35:DO:36:LYS:NZ	35:DO:36:LYS:HB2	2.02	0.72
36:DP:75:THR:HG21	36:DP:87:LYS:CE	2.18	0.72
45:DV:105:VAL:HG22	45:DV:106:GLY:H	1.52	0.72
19:AV:50:ALA:HB1	19:AV:57:HIS:HB3	1.70	0.72
23:AD:57:C:N3	25:BA:2112:G:N2	2.36	0.72
25:BA:518:G:H4'	42:BS:18:ARG:HH11	1.53	0.72
27:BD:34:VAL:HG22	27:BD:35:LYS:HG3	1.72	0.72
30:BG:72:ARG:HH21	30:BG:87:PRO:HD3	1.54	0.72
40:B1:92:ARG:HD3	40:B1:94:ASN:HB3	1.72	0.72
1:CA:748:C:H4'	1:CA:749:C:O5'	1.87	0.72
1:CA:1502:A:H2	1:CA:1505:G:H1	1.38	0.72
25:DA:71:A:OP2	25:DA:71:A:H3'	1.89	0.72
25:DA:511:U:H3'	25:DA:512:G:H5''	1.72	0.72
25:DA:1342:A:C2	25:DA:1602:U:N3	2.57	0.72
25:DA:2131:G:OP1	25:DA:2132:U:H3'	1.89	0.72
1:AA:625:G:C5'	16:AS:16:HIS:HD2	2.03	0.72
1:AA:731:G:OP1	1:AA:766:A:H1'	1.90	0.72
33:BM:46:VAL:O	33:BM:47:ALA:HB3	1.89	0.72
34:BN:67:LYS:HE3	34:BN:68:GLU:OE1	1.88	0.72
47:BZ:85:LEU:CA	47:BZ:87:PRO:HD2	2.19	0.72
52:B6:15:GLU:HG2	52:B6:16:CYS:N	2.05	0.72
4:CG:13:ARG:CG	4:CG:14:ARG:H	1.93	0.72
25:DA:888:C:H4'	25:DA:889:C:C5'	2.20	0.72
25:DA:2287:A:N1	25:DA:2346:A:C2	2.58	0.72
1:AA:143:A:H2	1:AA:220:G:H1	1.37	0.72
4:AG:81:GLU:OE1	4:AG:139:ARG:NH2	2.22	0.72
25:BA:2402:C:HO2'	25:BA:2403:C:P	2.12	0.72

*Continued on next page...*

*Continued from previous page...*

Atom-1	Atom-2	Interatomic distance (Å)	Clash overlap (Å)
33:BM:46:VAL:HG13	33:BM:47:ALA:N	2.05	0.72
36:BP:30:GLY:HA2	36:BP:107:ALA:HB2	1.72	0.72
44:BU:78:ALA:HB3	44:BU:81:LYS:NZ	2.03	0.72
25:DA:1416:G:O2'	25:DA:1417:C:O5'	2.06	0.72
25:DA:2185:C:H2'	25:DA:2186:G:C8	2.24	0.72
49:DX:19:GLN:HE22	49:DX:52:HIS:CE1	2.07	0.72
1:AA:977:A:C8	1:AA:1223:C:C4	2.78	0.72
1:AA:1423:G:OP1	34:BN:49:ARG:NH2	2.21	0.72
25:BA:847:U:C5	25:BA:933:A:N1	2.57	0.72
25:BA:1991:U:H2'	25:BA:1992:G:H5''	1.71	0.72
30:BG:104:GLU:CD	50:B4:23:GLU:HG3	2.10	0.72
19:CV:78:ARG:HD3	19:CV:79:THR:H	1.53	0.72
1:AA:503:C:OP1	12:AO:119:LYS:HE2	1.90	0.72
1:AA:1497:G:C2'	1:AA:1498:U:H5'	2.20	0.72
25:BA:1141:U:H6	33:BM:63:THR:OG1	1.71	0.72
25:BA:2157:G:O2'	25:BA:2158:A:O5'	2.07	0.72
30:BG:109:VAL:HG13	50:B4:33:VAL:HG21	1.71	0.72
30:BG:112:PRO:HB3	50:B4:37:SER:HB2	1.72	0.72
31:BH:159:GLU:HG2	31:BH:170:ARG:NH1	2.05	0.72
52:B6:30:THR:HA	52:B6:31:PRO:C	2.10	0.72
54:B8:37:SER:HA	54:B8:41:ILE:HG21	1.72	0.72
1:CA:421:U:H5''	1:CA:422:C:OP2	1.89	0.72
1:CA:973:G:OP1	10:CM:57:LYS:NZ	2.23	0.72
3:CF:130:VAL:O	3:CF:134:ILE:HG12	1.89	0.72
25:DA:239:U:H5''	25:DA:239:U:H6	1.55	0.72
40:D1:92:ARG:HD3	40:D1:94:ASN:HB3	1.71	0.72
1:AA:376:G:H5''	16:AS:5:ARG:HD2	1.69	0.72
1:AA:501:C:H2'	1:AA:502:G:C8	2.25	0.72
6:AI:14:LEU:HD22	6:AI:18:GLN:NE2	2.05	0.72
25:BA:1473:G:C2'	25:BA:1474:C:H5'	2.20	0.72
30:BG:73:ALA:CB	30:BG:82:LEU:HD21	2.18	0.72
35:BO:64:LYS:HD2	54:B8:25:MET:SD	2.27	0.72
1:CA:191:G:O2'	20:CW:103:GLY:HA2	1.90	0.72
7:CJ:97:GLN:HE21	7:CJ:101:LEU:HD11	1.55	0.72
23:CD:54:G:H2'	23:CD:55:U:C6	2.24	0.72
25:DA:148:C:H6	25:DA:148:C:C5'	2.02	0.72
25:DA:1342:A:N1	25:DA:1602:U:C2	2.57	0.72
28:DE:79:ARG:O	28:DE:80:GLU:CB	2.37	0.72
30:DG:37:VAL:O	30:DG:94:LEU:HD23	1.90	0.72
45:DV:138:GLU:O	45:DV:156:LYS:HG3	1.89	0.72
25:BA:2119:A:H61	25:BA:2170:A:N6	1.88	0.71

*Continued on next page...*

*Continued from previous page...*

Atom-1	Atom-2	Interatomic distance (Å)	Clash overlap (Å)
25:BA:2439:A:C8	25:BA:2439:A:C5'	2.73	0.71
28:BE:19:ARG:NH1	34:BN:72:PRO:CG	2.53	0.71
33:BM:131:GLN:NE2	33:BM:132:ALA:H	1.88	0.71
1:CA:560:U:HO2'	1:CA:561:U:P	2.11	0.71
8:CK:20:TYR:CE2	8:CK:75:ARG:HD2	2.24	0.71
9:CL:125:TYR:HD2	9:CL:126:SER:N	1.87	0.71
12:CO:32:PHE:HB3	12:CO:84:LEU:CD2	2.20	0.71
18:CU:22:VAL:HG13	18:CU:56:THR:HA	1.71	0.71
23:CD:64:G:H2'	23:CD:65:G:C8	2.25	0.71
25:DA:323:G:HO2'	25:DA:1205:U:H3	1.35	0.71
25:BA:314:A:H2'	25:BA:315:G:H5'	1.72	0.71
25:BA:654:A:H2'	25:BA:654:A:N3	2.04	0.71
25:BA:2467:C:O2'	25:BA:2468:G:H5'	1.90	0.71
27:BD:35:LYS:HZ1	27:BD:65:ILE:HA	1.55	0.71
1:CA:973:G:N3	10:CM:55:LYS:HE2	2.05	0.71
36:DP:83:MET:SD	36:DP:83:MET:N	2.63	0.71
39:DR:93:ARG:HG2	39:DR:117:ASP:CB	2.19	0.71
44:DU:61:ILE:HG22	44:DU:62:GLU:H	1.55	0.71
4:AG:122:ARG:HG2	4:AG:122:ARG:NH1	1.98	0.71
8:AK:25:ASP:OD2	8:AK:60:ARG:HG2	1.91	0.71
23:AC:1:C:H2'	23:AC:2:G:OP2	1.90	0.71
25:BA:2689:U:H4'	25:BA:2690:C:H5'	1.71	0.71
49:BX:31:LEU:O	49:BX:32:GLN:HB2	1.88	0.71
50:B4:37:SER:HB3	50:B4:42:PHE:CD1	2.25	0.71
2:CE:71:VAL:HG11	2:CE:97:TRP:HD1	1.54	0.71
23:CC:43:G:H2'	23:CC:44:A:H8	1.56	0.71
25:DA:598:G:C1'	35:DO:12:ALA:HB2	2.21	0.71
25:DA:2611:U:H5'	25:DA:2611:U:H6	1.55	0.71
25:DA:2748:A:C8	25:DA:2754:U:O4	2.42	0.71
25:DA:2839:G:H5'	37:D0:46:GLY:HA2	1.72	0.71
45:DV:87:ASP:N	45:DV:87:ASP:OD2	2.22	0.71
1:AA:353:A:H5'	1:AA:353:A:H8	1.55	0.71
3:AF:58:GLU:HB2	3:AF:65:ALA:CB	2.20	0.71
22:AB:56:G:H2'	22:AB:57:C:H6	1.55	0.71
25:BA:905:U:C2'	25:BA:906:G:H5''	2.21	0.71
25:BA:2682:U:O2'	39:BR:58:ASN:OD1	2.07	0.71
26:BB:43:C:OP1	30:BG:67:LYS:NZ	2.24	0.71
31:BH:115:VAL:HG12	31:BH:115:VAL:O	1.90	0.71
51:B5:33:CYS:SG	51:B5:40:LYS:NZ	2.61	0.71
1:CA:1300:G:O2'	1:CA:1301:U:O5'	2.07	0.71
13:CP:110:ARG:HH11	13:CP:110:ARG:CG	2.04	0.71

*Continued on next page...*

*Continued from previous page...*

Atom-1	Atom-2	Interatomic distance (Å)	Clash overlap (Å)
15:CR:87:ILE:CG2	15:CR:88:ARG:H	2.03	0.71
25:DA:12:U:O2	25:DA:12:U:H2'	1.90	0.71
29:DF:34:TRP:CZ3	35:DO:8:PRO:HB3	2.24	0.71
47:DZ:4:VAL:HG12	47:DZ:11:ARG:HB3	1.72	0.71
1:AA:1346:A:H5''	9:AL:120:ARG:NH1	2.04	0.71
1:AA:1450:U:HO2'	1:AA:1451:A:H8	1.37	0.71
2:AE:84:GLU:HB3	2:AE:219:VAL:HG21	1.72	0.71
9:AL:112:LYS:HA	9:AL:119:ALA:HB2	1.71	0.71
13:AP:15:VAL:HG23	13:AP:43:THR:O	1.90	0.71
23:AD:57:C:N4	25:BA:2112:G:H1	1.88	0.71
25:BA:873:G:H1	25:BA:904:C:H42	1.38	0.71
1:CA:1285:A:H4'	1:CA:1286:A:O5'	1.91	0.71
3:CF:180:ALA:HB1	3:CF:203:PHE:HE1	1.55	0.71
17:CT:67:LYS:HA	17:CT:70:ARG:HH12	1.55	0.71
25:DA:531:C:H4'	25:DA:532:A:H5''	1.71	0.71
25:DA:654(R):C:N4	25:DA:654(S):G:O6	2.24	0.71
25:DA:2321:G:H2'	25:DA:2321:G:N3	2.04	0.71
28:DE:79:ARG:O	28:DE:80:GLU:HB2	1.89	0.71
45:DV:108:PRO:HA	45:DV:143:GLY:N	2.04	0.71
47:DZ:92:LYS:HE2	47:DZ:93:GLU:H	1.54	0.71
13:AP:108:ARG:HG3	13:AP:108:ARG:NH1	2.01	0.71
26:BB:28:C:OP1	38:BQ:36:TYR:OH	2.06	0.71
27:BD:35:LYS:HE3	27:BD:64:ILE:C	2.11	0.71
1:CA:509:A:O2'	1:CA:510:A:OP1	2.09	0.71
3:CF:63:ASN:HB3	3:CF:98:ASN:HB3	1.73	0.71
10:CM:54:PHE:CE2	10:CM:55:LYS:HD2	2.26	0.71
26:DB:83:G:H1	26:DB:93:C:H42	1.36	0.71
26:DB:111:U:H2'	26:DB:112:G:C8	2.26	0.71
27:DD:25:THR:O	27:DD:27:THR:N	2.23	0.71
30:DG:60:LEU:O	30:DG:64:THR:HG22	1.91	0.71
30:DG:117:PHE:CD1	30:DG:118:ARG:O	2.43	0.71
38:DQ:11:LYS:O	38:DQ:15:ARG:HB2	1.90	0.71
38:DQ:14:VAL:HG21	38:DQ:89:ARG:CG	2.21	0.71
41:D2:76:LYS:HB3	41:D2:79:VAL:CG2	2.16	0.71
1:AA:1004:A:H5''	1:AA:1025:U:C4	2.26	0.71
25:BA:2032:G:H21	28:BE:146:THR:CG2	2.04	0.71
25:BA:2211:G:H4'	25:BA:2212:A:OP2	1.90	0.71
26:BB:3:C:H2'	26:BB:4:C:H6	1.54	0.71
28:BE:51:PHE:O	28:BE:74:PRO:CB	2.39	0.71
28:BE:119:ARG:HD3	28:BE:160:TYR:HB2	1.73	0.71
47:BZ:65:SER:OG	47:BZ:66:HIS:HD2	1.73	0.71

*Continued on next page...*

*Continued from previous page...*

Atom-1	Atom-2	Interatomic distance (Å)	Clash overlap (Å)
1:CA:827:U:H3	1:CA:872:A:H62	1.36	0.71
1:CA:828:A:H5''	1:CA:859:A:C2	2.26	0.71
1:CA:1372:U:OP1	9:CL:72:GLY:N	2.24	0.71
1:CA:1451:A:OP2	1:CA:1452:C:N4	2.23	0.71
25:DA:152:G:H1	25:DA:174:C:N4	1.88	0.71
25:DA:2446:G:H2'	25:DA:2447:G:H5''	1.72	0.71
10:AM:24:VAL:HG21	10:AM:37:PRO:HD3	1.73	0.71
16:AS:23:ASP:OD1	16:AS:25:ARG:HG2	1.91	0.71
28:BE:2:LYS:HD3	28:BE:95:ILE:HG22	1.72	0.71
28:BE:35:GLN:CG	28:BE:36:ARG:H	2.02	0.71
31:BH:151:ILE:O	31:BH:153:LYS:HD2	1.88	0.71
45:BV:6:LYS:CA	45:BV:60:GLU:HB2	2.20	0.71
19:CV:28:LYS:HE3	19:CV:29:ARG:H	1.55	0.71
23:CD:42:C:H2'	23:CD:43:G:H8	1.55	0.71
25:DA:528:A:H8	25:DA:528:A:H3'	1.56	0.71
25:DA:2068:U:N3	25:DA:2430:A:H2	1.87	0.71
27:DD:43:ARG:HD2	27:DD:44:ASN:ND2	2.06	0.71
31:DH:4:ILE:HB	31:DH:6:ARG:NH1	2.06	0.71
1:AA:686:U:O4	1:AA:703:G:H1'	1.91	0.71
4:AG:170:VAL:HG22	4:AG:171:GLY:H	1.56	0.71
23:AD:15:G:N2	23:AD:49:C:O2	2.21	0.71
25:BA:270(L):U:H2'	25:BA:270(L):U:O2	1.90	0.71
28:BE:35:GLN:NE2	28:BE:37:ARG:NH1	2.38	0.71
31:BH:83:TYR:HB3	31:BH:135:GLY:N	2.03	0.71
31:BH:138:LYS:HA	31:BH:141:VAL:HB	1.73	0.71
2:CE:92:TYR:CE2	2:CE:151:GLY:HA3	2.26	0.71
10:CM:22:LYS:HD2	10:CM:26:ALA:HB2	1.73	0.71
25:DA:887:A:H3'	25:DA:888:C:H5'	1.73	0.71
30:DG:67:LYS:HD2	50:D4:6:HIS:HE2	1.55	0.71
33:DM:45:ASN:O	33:DM:46:VAL:CG2	2.36	0.71
36:DP:21:THR:CG2	36:DP:21:THR:O	2.38	0.71
36:DP:23:GLY:HA2	36:DP:25:ASP:HB2	1.73	0.71
1:AA:484:G:O2'	1:AA:485:G:OP2	2.05	0.71
8:AK:87:SER:HB2	8:AK:93:VAL:CB	2.20	0.71
23:AD:8:U:H3	23:AD:14:A:H62	1.38	0.71
25:BA:1359:A:H2	25:BA:1372:U:O4	1.73	0.71
44:BU:87:LYS:HD2	44:BU:92:ASN:HB3	1.73	0.71
45:BV:45:ASP:O	45:BV:49:ARG:HG2	1.89	0.71
13:CP:39:ILE:HD13	13:CP:52:GLU:HB3	1.73	0.71
13:CP:55:ARG:HH11	13:CP:55:ARG:HG3	1.56	0.71
23:CC:1:C:C2'	23:CC:2:G:OP2	2.39	0.71

*Continued on next page...*

*Continued from previous page...*

Atom-1	Atom-2	Interatomic distance (Å)	Clash overlap (Å)
23:CD:21:U:H2'	23:CD:22:A:H5''	1.73	0.71
25:DA:71:A:C2	43:DT:31:HIS:HE1	2.09	0.71
25:DA:517:C:OP1	51:D5:16:ARG:NH2	2.22	0.71
25:DA:885:C:C4	25:DA:890:A:C6	2.79	0.71
25:DA:1899:G:N2	25:DA:1902:C:H41	1.88	0.71
25:DA:2119:A:N6	25:DA:2170:A:N7	2.38	0.71
25:DA:2337:G:H5''	25:DA:2338:G:OP2	1.89	0.71
36:DP:27:VAL:CG1	36:DP:105:GLU:OE2	2.35	0.71
43:DT:63:LYS:H	43:DT:63:LYS:HE3	1.55	0.71
1:AA:217:C:O2'	1:AA:466:C:N4	2.23	0.70
1:AA:1239:A:H62	1:AA:1299:A:N6	1.89	0.70
3:AF:19:GLU:HA	3:AF:54:ARG:NH1	2.06	0.70
25:BA:76:C:O2'	48:BW:62:THR:HG21	1.91	0.70
25:BA:2402:C:H2'	25:BA:2403:C:H5'	1.73	0.70
28:BE:14:ILE:HB	28:BE:21:VAL:HG23	1.71	0.70
28:BE:48:GLN:O	28:BE:49:LEU:CB	2.34	0.70
29:BF:103:LYS:HA	29:BF:106:ARG:HG3	1.71	0.70
36:BP:104:PHE:HE1	36:BP:125:LEU:HD11	1.54	0.70
1:CA:963:G:HO2'	10:CM:54:PHE:HZ	1.39	0.70
9:CL:20:ARG:O	9:CL:60:ASP:HB2	1.91	0.70
25:DA:2371:G:O4'	52:D6:45:LYS:CE	2.31	0.70
26:DB:5:C:H42	26:DB:115:G:H1	1.37	0.70
27:DD:255:LYS:O	27:DD:255:LYS:HD2	1.90	0.70
29:DF:123:LEU:HA	29:DF:192:LEU:O	1.91	0.70
32:DK:7:GLU:HA	32:DK:15:VAL:HG22	1.73	0.70
32:DK:82:ARG:HB3	32:DK:89:TYR:HD2	1.55	0.70
33:DM:15:LEU:HB2	33:DM:134:ARG:HG2	1.71	0.70
35:DO:19:VAL:HG22	35:DO:27:HIS:HB3	1.68	0.70
44:DU:39:VAL:HG23	44:DU:40:GLU:H	1.55	0.70
45:DV:175:VAL:CG2	45:DV:176:PRO:HD3	2.21	0.70
48:DW:17:SER:HB2	48:DW:18:PRO:C	2.11	0.70
1:AA:1175:G:H2'	1:AA:1176:A:C8	2.26	0.70
14:AQ:44:LEU:O	14:AQ:44:LEU:HD12	1.91	0.70
15:AR:74:ASP:CG	15:AR:77:ARG:HG2	2.10	0.70
25:BA:32:C:C2'	25:BA:33:U:H5'	2.21	0.70
25:BA:1329:U:H5''	25:BA:1330:C:H5	1.56	0.70
25:BA:1799:G:H5'	25:BA:1819:A:H61	1.56	0.70
27:BD:25:THR:HB	27:BD:82:ILE:H	1.55	0.70
45:BV:121:HIS:HB3	45:BV:123:ASP:O	1.91	0.70
54:B8:34:TRP:CE3	54:B8:35:GLN:OE1	2.44	0.70
1:CA:328:C:O2	1:CA:328:C:C2'	2.39	0.70

*Continued on next page...*

*Continued from previous page...*

Atom-1	Atom-2	Interatomic distance (Å)	Clash overlap (Å)
23:CC:62:C:H2'	23:CC:63:C:H6	1.56	0.70
25:DA:2154:G:H2'	25:DA:2155:G:C8	2.26	0.70
43:DT:5:TYR:CZ	48:DW:30:ARG:HG3	2.25	0.70
25:BA:1678:G:N2	25:BA:1989:G:H22	1.88	0.70
25:BA:2392:A:H2	25:BA:2424:C:H42	1.37	0.70
1:CA:1004:A:H1'	1:CA:1036:G:C2	2.26	0.70
1:CA:1004:A:C5'	1:CA:1025:U:O4	2.39	0.70
7:CJ:113:GLU:O	7:CJ:119:ARG:HD3	1.91	0.70
23:CC:18:C:O2	23:CC:18:C:C2'	2.39	0.70
25:DA:1430:C:H2'	25:DA:1431:U:H6	1.56	0.70
25:DA:2531:A:H4'	31:DH:157:TYR:HD2	1.54	0.70
1:AA:1004:A:C4	1:AA:1025:U:C2	2.79	0.70
2:AE:111:ARG:HH11	2:AE:111:ARG:HG2	1.55	0.70
25:BA:1047:G:H2'	25:BA:1110:G:N1	2.07	0.70
25:BA:2419:U:H4'	52:B6:23:THR:HG21	1.73	0.70
29:BF:34:TRP:NE1	35:BO:8:PRO:HD3	2.06	0.70
36:BP:88:GLY:C	36:BP:90:VAL:N	2.43	0.70
38:BQ:110:LEU:HA	38:BQ:112:PHE:CE1	2.26	0.70
44:BU:81:LYS:HZ3	44:BU:96:ILE:HD12	1.56	0.70
3:CF:131:ARG:NH1	5:CH:50:GLU:HG3	2.06	0.70
7:CJ:79:ARG:HG2	7:CJ:84:ASN:HD21	1.56	0.70
28:DE:44:TYR:N	28:DE:44:TYR:HD1	1.84	0.70
35:DO:15:ARG:CG	35:DO:15:ARG:NH1	2.39	0.70
1:AA:1306:A:H61	1:AA:1331:G:H1'	1.53	0.70
4:AG:111:ALA:HB2	4:AG:120:LEU:HD12	1.73	0.70
5:AH:126:ARG:HG3	5:AH:126:ARG:NH1	1.96	0.70
31:BH:159:GLU:CG	31:BH:170:ARG:HH12	2.02	0.70
32:BK:2:LYS:HB2	32:BK:39:ALA:HB2	1.72	0.70
35:BO:63:PRO:CB	54:B8:12:LYS:O	2.39	0.70
41:B2:29:PRO:HA	41:B2:61:VAL:CG2	2.22	0.70
1:CA:1298:C:C5	7:CJ:114:ARG:HD2	2.25	0.70
13:CP:81:LEU:HD13	13:CP:88:ARG:HH11	1.56	0.70
25:DA:270(I):G:H1	25:DA:270(Q):C:H42	1.37	0.70
29:DF:53:THR:HG23	29:DF:55:GLY:H	1.55	0.70
31:DH:148:ILE:O	31:DH:151:ILE:HG12	1.91	0.70
1:AA:1004:A:C2	1:AA:1024:G:C8	2.79	0.70
1:AA:1053:G:O3'	1:AA:1054:C:H4'	1.91	0.70
18:AU:66:LEU:O	18:AU:70:ILE:HG13	1.91	0.70
23:AC:20:G:C2	23:AC:58:A:N3	2.60	0.70
28:BE:120:TRP:CE3	28:BE:155:LYS:HD3	2.26	0.70
38:BQ:28:VAL:HG11	38:BQ:98:VAL:HG13	1.74	0.70

*Continued on next page...*

*Continued from previous page...*

Atom-1	Atom-2	Interatomic distance (Å)	Clash overlap (Å)
39:BR:124:ASP:O	39:BR:128:GLU:N	2.25	0.70
45:BV:150:LEU:HD23	45:BV:154:ASP:HB2	1.74	0.70
1:CA:1392:G:N2	1:CA:1502:A:H8	1.89	0.70
2:CE:111:ARG:HG2	2:CE:111:ARG:NH1	2.00	0.70
13:CP:86:CYS:O	13:CP:89:GLY:N	2.22	0.70
25:DA:71:A:C2	43:DT:31:HIS:CE1	2.75	0.70
25:DA:1771:C:H1'	25:DA:1786:A:C8	2.27	0.70
35:DO:111:ARG:HG3	35:DO:128:HIS:CG	2.26	0.70
36:DP:68:ILE:HD13	36:DP:103:MET:HB3	1.72	0.70
3:AF:64:VAL:HG23	3:AF:99:VAL:HA	1.72	0.70
26:BB:3:C:H2'	26:BB:4:C:C6	2.26	0.70
35:BO:58:THR:HG22	35:BO:58:THR:O	1.92	0.70
35:BO:112:LEU:H	35:BO:128:HIS:HD2	1.37	0.70
36:BP:63:LYS:HD3	36:BP:65:PHE:CZ	2.27	0.70
1:CA:1149:C:H2'	1:CA:1150:U:C6	2.26	0.70
1:AA:105:G:H2'	1:AA:106:C:C6	2.25	0.70
1:AA:1008:C:H42	1:AA:1021:G:H1	1.38	0.70
1:AA:1125:U:OP2	1:AA:1145:C:N4	2.25	0.70
5:AH:148:VAL:HG21	8:AK:107:LEU:HD22	1.73	0.70
25:BA:10:G:N2	25:BA:2802:G:OP1	2.25	0.70
25:BA:1771:C:H1'	25:BA:1786:A:C8	2.26	0.70
25:BA:1925:C:C2'	25:BA:1926:U:H5'	2.22	0.70
25:BA:2164:C:H2'	25:BA:2165:G:H8	1.57	0.70
28:BE:23:VAL:HG11	28:BE:173:VAL:CG2	2.22	0.70
1:CA:1502:A:H4'	1:CA:1503:A:OP2	1.90	0.70
16:CS:1:MET:HE1	16:CS:65:GLN:HG2	1.74	0.70
25:DA:310:A:OP1	44:DU:18:GLY:HA2	1.91	0.70
31:DH:81:GLU:HG2	31:DH:83:TYR:HB2	1.74	0.70
31:DH:150:ALA:C	31:DH:152:ARG:H	1.95	0.70
39:DR:8:LYS:NZ	39:DR:8:LYS:HB3	2.07	0.70
25:BA:442:G:N3	29:BF:48:THR:CG2	2.54	0.70
25:BA:524:U:H2'	25:BA:525:U:C6	2.27	0.70
36:BP:78:PRO:O	36:BP:79:LEU:HD12	1.90	0.70
37:B0:74:LYS:C	37:B0:76:VAL:H	1.95	0.70
10:CM:27:ALA:HB2	10:CM:85:LEU:HD11	1.73	0.70
25:DA:528:A:H2	25:DA:2043:C:C5'	2.05	0.70
25:DA:997:G:C2'	25:DA:998:C:H5'	2.22	0.70
27:DD:164:GLN:HG2	27:DD:166:GLN:HE22	1.55	0.70
41:D2:81:TYR:O	41:D2:82:ARG:CG	2.30	0.70
25:BA:259:G:O2'	25:BA:621:A:O2'	2.06	0.70
25:BA:2415:G:C4'	35:BO:67:MET:H	2.01	0.70

*Continued on next page...*



*Continued from previous page...*

Atom-1	Atom-2	Interatomic distance (Å)	Clash overlap (Å)
28:BE:51:PHE:HD1	28:BE:52:LEU:HD23	1.46	0.70
28:BE:52:LEU:O	28:BE:75:VAL:HG22	1.92	0.70
35:BO:17:LYS:HE2	35:BO:27:HIS:CE1	2.27	0.70
38:BQ:36:TYR:N	38:BQ:36:TYR:CD1	2.57	0.70
1:CA:250:A:H1'	1:CA:251:G:OP2	1.91	0.70
13:CP:54:VAL:O	13:CP:58:GLU:HG2	1.91	0.70
25:DA:2371:G:H4'	52:D6:45:LYS:HE2	1.72	0.70
25:DA:2378:A:H4'	38:DQ:23:ARG:HH11	1.57	0.70
25:DA:2849:U:O4	39:DR:23:ARG:NH2	2.25	0.70
27:DD:35:LYS:HD3	27:DD:63:ARG:C	2.13	0.70
44:DU:97:ARG:HD3	44:DU:97:ARG:H	1.57	0.70
54:D8:34:TRP:O	54:D8:36:LYS:CG	2.30	0.70
1:AA:792:A:H1'	1:AA:794:A:N7	2.07	0.69
1:AA:933:G:OP2	7:AJ:3:ARG:HB2	1.92	0.69
25:BA:593:G:H1'	54:B8:4:MET:HE1	1.74	0.69
25:BA:607:U:N3	25:BA:621:A:C2	2.59	0.69
25:BA:1113:U:OP1	31:BH:2:SER:N	2.24	0.69
26:BB:12:C:O2	46:B3:74:ARG:NH1	2.24	0.69
27:BD:35:LYS:HD3	27:BD:63:ARG:CA	2.21	0.69
35:BO:38:GLN:HG2	35:BO:45:LEU:HD13	1.74	0.69
39:BR:105:LEU:O	39:BR:107:ASP:OD1	2.10	0.69
44:BU:42:VAL:O	44:BU:42:VAL:HG12	1.92	0.69
9:CL:28:VAL:HG22	9:CL:63:ILE:HB	1.73	0.69
23:CC:17:C:C3'	23:CC:18:C:H5''	2.18	0.69
27:DD:5:LYS:HB2	27:DD:5:LYS:NZ	2.06	0.69
36:DP:43:THR:OG1	36:DP:46:GLN:HG3	1.92	0.69
39:DR:74:ARG:HG2	39:DR:74:ARG:NH1	1.89	0.69
41:D2:83:ARG:O	41:D2:84:LYS:CB	2.40	0.69
41:D2:83:ARG:O	41:D2:84:LYS:HB2	1.92	0.69
42:DS:75:TYR:CZ	42:DS:104:THR:HG21	2.27	0.69
50:D4:18:CYS:SG	50:D4:19:GLY:HA2	2.32	0.69
1:AA:39:G:N7	1:AA:547:A:H8	1.90	0.69
8:AK:64:LYS:HB3	8:AK:79:VAL:HG21	1.74	0.69
14:AQ:41:ARG:HH11	14:AQ:41:ARG:HG2	1.58	0.69
50:B4:61:ARG:HA	50:B4:61:ARG:NE	2.07	0.69
51:B5:42:PRO:HB2	51:B5:43:HIS:HD2	1.57	0.69
52:B6:15:GLU:CG	52:B6:16:CYS:H	2.05	0.69
25:DA:171:G:H2'	25:DA:172:C:C6	2.28	0.69
25:DA:1964:G:H4'	25:DA:1965:C:OP2	1.91	0.69
27:DD:30:GLU:CD	27:DD:63:ARG:HH21	1.95	0.69
27:DD:166:GLN:HA	27:DD:166:GLN:NE2	2.06	0.69

*Continued on next page...*

*Continued from previous page...*

Atom-1	Atom-2	Interatomic distance (Å)	Clash overlap (Å)
35:DO:64:LYS:HD3	54:D8:25:MET:SD	2.32	0.69
36:DP:66:ILE:CD1	36:DP:67:ARG:N	2.30	0.69
52:D6:27:LYS:HZ1	52:D6:28:ARG:HH12	1.40	0.69
54:D8:40:GLU:H	54:D8:43:GLN:HG3	1.56	0.69
1:AA:625:G:C5'	16:AS:16:HIS:CD2	2.75	0.69
4:AG:173:TRP:CD1	4:AG:174:LEU:HG	2.27	0.69
25:BA:847:U:O4	25:BA:933:A:N1	2.24	0.69
25:BA:1900:A:H8	25:BA:1900:A:H5'	1.57	0.69
28:BE:78:LEU:CD1	28:BE:79:ARG:N	2.50	0.69
37:B0:103:ARG:HH11	42:BS:40:ASN:HD22	1.37	0.69
4:CG:122:ARG:NH2	4:CG:134:ASP:HB3	2.06	0.69
25:DA:674:G:O2'	29:DF:74:ARG:HG3	1.93	0.69
51:D5:4:HIS:HB3	51:D5:5:PRO:HD2	1.65	0.69
54:D8:39:LYS:HG2	54:D8:40:GLU:H	1.57	0.69
1:AA:658:G:C5	1:AA:659:U:C5	2.79	0.69
4:AG:122:ARG:HH11	4:AG:122:ARG:CG	2.03	0.69
23:AC:20:G:HO2'	23:AC:21:U:H5	1.41	0.69
25:BA:1021:A:C3'	25:BA:1022:G:H5''	2.23	0.69
25:BA:1240:U:O2'	25:BA:1241:A:H5'	1.92	0.69
26:BB:78:A:C2	26:BB:99:A:C4	2.80	0.69
27:BD:6:PHE:CE1	27:BD:18:VAL:HG23	2.24	0.69
31:BH:12:PRO:HD3	31:BH:48:GLY:O	1.92	0.69
38:BQ:11:LYS:HD2	38:BQ:15:ARG:HH21	1.56	0.69
40:B1:92:ARG:CZ	41:B2:11:GLN:H	2.05	0.69
45:BV:111:VAL:HG11	45:BV:146:ILE:HB	1.72	0.69
47:BZ:23:LYS:HB3	47:BZ:29:GLY:HA3	1.74	0.69
1:CA:197:A:OP2	1:CA:197:A:H3'	1.93	0.69
1:CA:537:G:H5''	12:CO:113:ARG:HH12	1.55	0.69
1:CA:1306:A:N6	1:CA:1331:G:H1'	2.08	0.69
9:CL:85:LEU:HD13	9:CL:92:TYR:HD2	1.57	0.69
25:DA:273(D):C:H42	25:DA:363(B):G:H1	1.40	0.69
25:DA:2849:U:O2'	25:DA:2866:U:O2	2.09	0.69
29:DF:82:ILE:CD1	29:DF:82:ILE:O	2.41	0.69
32:DK:78:THR:HB	32:DK:104:GLN:HE22	1.58	0.69
39:DR:56:GLY:O	39:DR:58:ASN:N	2.25	0.69
44:DU:81:LYS:HD3	44:DU:97:ARG:CZ	2.23	0.69
47:DZ:87:PRO:O	47:DZ:91:LYS:N	2.21	0.69
1:AA:1193:G:C2'	1:AA:1194:U:H5'	2.23	0.69
1:AA:1254:C:H41	10:AM:43:ARG:HH12	1.41	0.69
4:AG:201:GLN:HA	4:AG:201:GLN:HE21	1.57	0.69
25:BA:1014:U:H2'	25:BA:1015:G:H5''	1.72	0.69

*Continued on next page...*

*Continued from previous page...*

Atom-1	Atom-2	Interatomic distance (Å)	Clash overlap (Å)
31:BH:83:TYR:HB2	31:BH:134:SER:HA	1.73	0.69
31:BH:159:GLU:CG	31:BH:170:ARG:HH11	2.03	0.69
45:BV:62:PRO:O	45:BV:63:ASP:HB3	1.90	0.69
48:BW:46:GLN:HA	48:BW:46:GLN:OE1	1.93	0.69
1:CA:994:A:C5	1:CA:1216:G:H4'	2.27	0.69
1:CA:1297:C:H1'	1:CA:1298:C:OP2	1.92	0.69
1:CA:1442:G:H2'	1:CA:1443:G:O5'	1.93	0.69
5:CH:51:VAL:HB	5:CH:52:PRO:HD3	1.74	0.69
10:CM:49:VAL:O	10:CM:60:ARG:HB2	1.93	0.69
25:DA:148:C:H6	25:DA:148:C:H5'	1.57	0.69
25:DA:885:C:N3	25:DA:890:A:C6	2.60	0.69
25:DA:2211:G:H3'	25:DA:2212:A:N3	2.07	0.69
27:DD:85:ASP:OD2	27:DD:88:ARG:HD2	1.91	0.69
29:DF:181:LEU:CD2	29:DF:186:ILE:HD11	2.22	0.69
31:DH:168:PRO:O	31:DH:169:VAL:HG12	1.92	0.69
43:DT:12:VAL:HG13	43:DT:27:THR:O	1.92	0.69
1:AA:1004:A:H2	1:AA:1024:G:C8	2.11	0.69
1:AA:1106:G:C4	1:AA:1107:C:C5	2.81	0.69
25:BA:881:G:H3'	25:BA:882:G:C4'	2.22	0.69
25:BA:1178:C:H4'	25:BA:1179:C:OP1	1.91	0.69
25:BA:2263:C:H5''	25:BA:2264:C:OP2	1.92	0.69
25:BA:2310:A:H2	30:BG:77:ILE:HG13	1.54	0.69
28:BE:19:ARG:HH12	34:BN:72:PRO:CG	2.06	0.69
29:BF:176:LEU:HD21	29:BF:180:GLY:O	1.93	0.69
33:BM:132:ALA:HB1	33:BM:133:GLN:NE2	2.06	0.69
42:BS:79:GLY:CA	42:BS:100:THR:HG22	2.22	0.69
5:CH:51:VAL:O	5:CH:55:VAL:HG23	1.93	0.69
25:DA:2872:G:C8	25:DA:2873:A:C2	2.80	0.69
27:DD:70:TRP:O	27:DD:73:VAL:HG23	1.92	0.69
3:AF:81:GLY:O	3:AF:85:ARG:HB2	1.92	0.69
3:AF:95:THR:HG22	3:AF:97:LYS:H	1.58	0.69
19:AV:36:ARG:NH1	19:AV:52:TYR:O	2.25	0.69
25:BA:71:A:C2	43:BT:31:HIS:CE1	2.70	0.69
25:BA:270(F):U:H2'	25:BA:270(G):C:C6	2.27	0.69
25:BA:1113:U:H5'	31:BH:2:SER:HB2	1.75	0.69
33:BM:40:PRO:HB3	40:B1:68:ALA:HB2	1.74	0.69
45:BV:61:LEU:O	45:BV:64:GLY:HA2	1.92	0.69
22:CB:18:G:O6	22:CB:71:U:O2	2.11	0.69
23:CC:28:U:O2	23:CC:45:A:C2	2.45	0.69
25:DA:1826:G:C4'	27:DD:242:ARG:HH21	2.03	0.69
25:DA:2872:G:C4	25:DA:2873:A:C2	2.80	0.69

*Continued on next page...*

*Continued from previous page...*

Atom-1	Atom-2	Interatomic distance (Å)	Clash overlap (Å)
28:DE:48:GLN:HG2	28:DE:78:LEU:HB3	1.74	0.69
28:DE:82:ARG:O	28:DE:82:ARG:HG3	1.90	0.69
35:DO:36:LYS:CB	35:DO:36:LYS:HZ3	2.03	0.69
1:AA:524:G:H2'	1:AA:525:C:C6	2.27	0.69
1:AA:1346:A:H5''	9:AL:120:ARG:HH12	1.58	0.69
22:AB:37:G:N2	24:A1:19:U:O2	2.19	0.69
25:BA:1084:A:N6	25:BA:1085:A:H62	1.90	0.69
25:BA:1899:G:N2	25:BA:1902:C:H5	1.90	0.69
25:BA:2115:G:H2'	25:BA:2116:G:H8	1.56	0.69
25:BA:2233:U:H2'	25:BA:2234:G:C8	2.27	0.69
25:BA:2261:C:H2'	25:BA:2262:U:H5'	1.75	0.69
25:BA:2344:U:O2'	52:B6:37:ARG:HG2	1.92	0.69
25:BA:2688:U:H5	25:BA:2720:U:OP2	1.76	0.69
25:BA:2799:A:H5''	25:BA:2801:A:OP2	1.92	0.69
27:BD:166:GLN:HE21	27:BD:166:GLN:CA	2.05	0.69
28:BE:53:PRO:HA	28:BE:74:PRO:HA	1.75	0.69
30:BG:107:LEU:HD21	30:BG:178:PHE:CD1	2.27	0.69
30:BG:135:LEU:HD23	30:BG:140:ILE:HD11	1.74	0.69
40:B1:110:VAL:O	40:B1:113:ALA:HB3	1.93	0.69
51:B5:3:LYS:HA	51:B5:3:LYS:HE3	1.75	0.69
1:CA:554:C:H2'	1:CA:555:C:H6	1.57	0.69
1:CA:976:G:OP1	14:CQ:32:SER:N	2.24	0.69
3:CF:35:GLU:HA	3:CF:38:ARG:HE	1.57	0.69
7:CJ:115:ARG:HB2	7:CJ:118:VAL:HG12	1.75	0.69
9:CL:24:GLY:HA2	9:CL:59:PHE:O	1.93	0.69
25:DA:125:G:H5''	53:D7:19:ARG:HD3	1.74	0.69
25:DA:753:C:H2'	25:DA:754:C:H6	1.58	0.69
25:DA:2150:U:H2'	25:DA:2151:G:H8	1.56	0.69
25:DA:2378:A:H8	25:DA:2378:A:O5'	1.75	0.69
28:DE:39:PRO:HD3	28:DE:45:THR:OG1	1.91	0.69
36:DP:137:TYR:CE1	45:DV:83:PRO:HG3	2.27	0.69
40:D1:92:ARG:HG3	40:D1:94:ASN:H	1.56	0.69
44:DU:13:VAL:CG2	44:DU:72:VAL:HB	2.22	0.69
1:AA:1003:G:C2'	1:AA:1004:A:H5'	2.22	0.69
1:AA:1159:U:C2	1:AA:1182:G:C2	2.81	0.69
1:AA:1170:A:H2'	1:AA:1171:G:O4'	1.93	0.69
6:AI:44:GLY:HA2	6:AI:59:TYR:CZ	2.28	0.69
15:AR:17:ARG:HG3	15:AR:17:ARG:HH11	1.57	0.69
19:AV:10:PHE:CD1	19:AV:10:PHE:N	2.60	0.69
25:BA:747:U:O2	25:BA:2014:A:H1'	1.92	0.69
25:BA:1165:U:H2'	25:BA:1166:C:C6	2.28	0.69

*Continued on next page...*

*Continued from previous page...*

Atom-1	Atom-2	Interatomic distance (Å)	Clash overlap (Å)
25:BA:1869:G:H5'	25:BA:1869:G:H8	1.55	0.69
25:BA:1899:G:H22	25:BA:1902:C:H41	0.73	0.69
25:BA:2162:G:H2'	25:BA:2163:C:H6	1.57	0.69
25:BA:2310:A:C2'	25:BA:2311:A:C5'	2.70	0.69
25:BA:2315:G:OP1	30:BG:36:LYS:NZ	2.26	0.69
28:BE:59:VAL:O	28:BE:60:ASN:CG	2.30	0.69
50:B4:10:VAL:HG22	50:B4:11:PRO:HD2	1.75	0.69
2:CE:12:GLU:HB2	2:CE:16:HIS:CE1	2.28	0.69
5:CH:57:LYS:HG2	5:CH:61:TYR:HE2	1.57	0.69
19:CV:18:LYS:O	19:CV:22:LEU:HB2	1.93	0.69
25:DA:943:U:OP2	35:DO:36:LYS:HG3	1.92	0.69
26:DB:50:G:OP1	38:DQ:63:THR:HG23	1.93	0.69
34:DN:4:PRO:O	34:DN:5:GLN:HB2	1.93	0.69
52:D6:15:GLU:HG3	52:D6:47:THR:HG21	1.75	0.69
1:AA:310:G:P	16:AS:27:LYS:HZ1	2.16	0.69
1:AA:1211:U:H5'	1:AA:1212:U:OP1	1.93	0.69
7:AJ:22:LEU:HD23	7:AJ:62:PHE:HE2	1.58	0.69
10:AM:49:VAL:HG22	14:AQ:41:ARG:HB2	1.74	0.69
25:BA:61:G:H5'	48:BW:50:ILE:HG12	1.74	0.69
25:BA:259:G:H21	25:BA:621:A:H8	1.37	0.69
25:BA:479:A:C2	25:BA:481:G:H5'	2.28	0.69
25:BA:2577:A:H5''	25:BA:2578:G:C5'	2.22	0.69
25:BA:2680:C:O2'	25:BA:2681:C:H5'	1.93	0.69
26:BB:13:A:N1	26:BB:69:G:O2'	2.19	0.69
31:BH:4:ILE:HD11	31:BH:7:LEU:HD11	1.75	0.69
1:CA:243:A:H4'	1:CA:244:U:O5'	1.93	0.69
1:CA:279:A:H4'	1:CA:280:C:O5'	1.92	0.69
1:CA:1226:C:C4	13:CP:104:ARG:HB2	2.28	0.69
3:CF:18:TRP:CD1	14:CQ:54:PRO:HA	2.28	0.69
4:CG:108:LEU:CD2	4:CG:183:GLY:HA3	2.21	0.69
25:DA:1310:G:OP2	53:D7:9:ARG:NH1	2.26	0.69
27:DD:64:ILE:O	27:DD:64:ILE:CG1	2.41	0.69
30:DG:15:VAL:HG13	30:DG:175:LEU:HB2	1.73	0.69
31:DH:20:ALA:HB3	31:DH:23:ARG:HB2	1.74	0.69
45:DV:93:ASP:HA	45:DV:130:PRO:HG2	1.74	0.69
5:AH:98:THR:HG22	5:AH:99:GLY:N	2.06	0.68
6:AI:69:GLU:O	6:AI:72:VAL:HG12	1.93	0.68
25:BA:1796:U:H2'	25:BA:1797:C:C6	2.28	0.68
29:BF:28:ILE:HG22	29:BF:112:MET:HB3	1.74	0.68
32:BK:114:LEU:O	32:BK:115:ALA:HB3	1.93	0.68
42:BS:70:TYR:H	42:BS:70:TYR:HD2	1.40	0.68

*Continued on next page...*

*Continued from previous page...*

Atom-1	Atom-2	Interatomic distance (Å)	Clash overlap (Å)
50:B4:42:PHE:CD1	50:B4:42:PHE:O	2.46	0.68
1:CA:426:G:P	4:CG:36:ARG:HH21	2.16	0.68
1:CA:1286:A:H5'	21:CX:25:LYS:HD2	1.75	0.68
13:CP:15:VAL:HG12	13:CP:45:VAL:HG22	1.75	0.68
25:DA:1606:G:H5''	25:DA:1607:C:OP1	1.93	0.68
27:DD:186:HIS:CD2	27:DD:188:GLU:H	2.10	0.68
28:DE:11:MET:HA	28:DE:24:THR:HA	1.75	0.68
39:DR:22:PHE:CE1	39:DR:52:ILE:HD11	2.29	0.68
41:D2:2:PHE:H	41:D2:42:GLY:HA3	1.58	0.68
50:D4:16:CYS:HA	50:D4:33:VAL:HG23	1.75	0.68
1:AA:883:C:C2'	1:AA:884:U:H5'	2.22	0.68
2:AE:29:ALA:O	2:AE:32:ILE:HG22	1.93	0.68
25:BA:85:G:OP2	44:BU:9:LYS:HB2	1.93	0.68
25:BA:588:U:H2'	25:BA:589:C:C6	2.29	0.68
25:BA:2336:A:H61	46:B3:43:THR:HG22	1.58	0.68
31:BH:153:LYS:HB3	31:BH:154:PRO:CD	2.23	0.68
34:BN:104:ARG:HH22	39:BR:43:GLN:HE22	1.40	0.68
40:B1:108:GLU:OE1	40:B1:112:ARG:NH1	2.27	0.68
17:CT:59:ILE:HG22	17:CT:71:PHE:CD1	2.27	0.68
20:CW:89:ARG:NH1	20:CW:105:SER:OG	2.27	0.68
25:DA:204:A:O2'	25:DA:205:G:OP2	2.09	0.68
25:DA:1187:G:H4'	41:D2:76:LYS:HZ2	1.58	0.68
25:DA:1332:G:H21	25:DA:1610:A:H8	1.41	0.68
26:DB:44:G:H1'	26:DB:47:C:H42	1.57	0.68
28:DE:151:TYR:HD2	28:DE:154:LYS:HZ2	1.40	0.68
45:DV:118:GLN:HB2	45:DV:173:ALA:O	1.93	0.68
50:D4:20:ASN:CG	50:D4:21:VAL:N	2.47	0.68
1:AA:1336:C:H4'	1:AA:1336:C:OP1	1.93	0.68
25:BA:1053:C:N4	25:BA:1106:G:H1	1.90	0.68
25:BA:1077:A:H3'	25:BA:1078:U:H5'	1.76	0.68
25:BA:1729:A:H2'	25:BA:1731:G:N7	2.09	0.68
28:BE:80:GLU:O	28:BE:82:ARG:N	2.26	0.68
28:BE:82:ARG:O	28:BE:84:PHE:N	2.26	0.68
45:BV:27:VAL:HG12	45:BV:87:ASP:HB3	1.73	0.68
46:B3:70:GLN:OE1	46:B3:72:ARG:HD3	1.93	0.68
1:CA:413:G:O2'	1:CA:414:A:OP2	2.08	0.68
1:CA:685:G:H5''	1:CA:686:U:OP2	1.92	0.68
25:DA:259:G:N2	25:DA:621:A:H8	1.90	0.68
25:DA:2148:G:H2'	25:DA:2149:G:H8	1.58	0.68
36:DP:98:LYS:HB3	36:DP:99:PRO:HD2	1.75	0.68
41:D2:71:LEU:HA	41:D2:86:GLY:HA2	1.74	0.68

*Continued on next page...*

*Continued from previous page...*

Atom-1	Atom-2	Interatomic distance (Å)	Clash overlap (Å)
44:DU:96:ILE:HD12	44:DU:98:VAL:HG12	1.75	0.68
45:DV:15:PRO:HB2	45:DV:19:ARG:NH2	2.08	0.68
47:DZ:65:SER:OG	47:DZ:66:HIS:HD2	1.77	0.68
1:AA:186(E):C:N4	1:AA:191(B):G:H1	1.92	0.68
4:AG:79:PHE:HE1	4:AG:204:ILE:HG12	1.58	0.68
22:AB:52:U:H2'	22:AB:53:A:H5'	1.74	0.68
25:BA:405:U:H2'	25:BA:405:U:O2	1.92	0.68
25:BA:1056:G:H21	25:BA:1103:A:N6	1.76	0.68
25:BA:1130:U:O2	28:BE:149:ARG:NH2	2.26	0.68
43:BT:15:GLU:CD	43:BT:15:GLU:H	1.96	0.68
45:BV:7:ALA:HB3	45:BV:61:LEU:CB	2.24	0.68
1:CA:273:A:H2'	1:CA:274:A:H5'	1.76	0.68
1:CA:1004:A:C1'	1:CA:1036:G:N1	2.49	0.68
1:CA:1285:A:H1'	1:CA:1286:A:OP2	1.93	0.68
3:CF:94:LEU:HD12	3:CF:95:THR:H	1.56	0.68
4:CG:8:VAL:HG12	4:CG:21:LEU:HD22	1.73	0.68
4:CG:62:GLN:NE2	4:CG:65:ARG:HE	1.91	0.68
5:CH:9:LYS:HB2	5:CH:112:LEU:HD11	1.74	0.68
7:CJ:76:ARG:HH11	7:CJ:76:ARG:HG2	1.57	0.68
13:CP:57:ARG:NH2	50:D4:34:GLU:HB2	2.07	0.68
22:CB:41:G:H2'	22:CB:42:U:C6	2.28	0.68
1:AA:412:A:H1'	1:AA:413:G:OP2	1.93	0.68
1:AA:498:A:H4'	1:AA:500:G:OP1	1.93	0.68
25:BA:1085:A:C2	25:BA:1086:A:N7	2.61	0.68
25:BA:1533:C:H2'	25:BA:1534:G:H8	1.55	0.68
25:BA:2563:U:H1'	25:BA:2566:A:N6	2.09	0.68
25:BA:2864:G:O2'	25:BA:2865:U:H5'	1.94	0.68
28:BE:35:GLN:CB	28:BE:48:GLN:CG	2.61	0.68
38:BQ:106:ARG:CA	38:BQ:110:LEU:HD21	2.24	0.68
44:BU:76:CYS:HB3	44:BU:96:ILE:HD13	1.75	0.68
1:CA:942:G:H21	9:CL:124:GLN:NE2	1.91	0.68
1:CA:1127:G:H2'	1:CA:1128:C:C6	2.29	0.68
2:CE:95:GLN:HB3	2:CE:148:TYR:HD1	1.59	0.68
3:CF:63:ASN:O	3:CF:64:VAL:HB	1.94	0.68
25:DA:776:G:H4'	25:DA:777:A:O5'	1.92	0.68
25:DA:1651:G:OP1	37:D0:37:THR:HG21	1.94	0.68
25:DA:1728:G:N1	25:DA:1730:U:OP2	2.26	0.68
36:DP:79:LEU:HD13	36:DP:80:GLU:HB2	1.75	0.68
39:DR:64:ARG:HB2	39:DR:73:GLU:HG3	1.76	0.68
40:D1:59:ARG:O	40:D1:63:VAL:HG23	1.93	0.68
41:D2:99:ILE:HG22	41:D2:99:ILE:O	1.93	0.68

*Continued on next page...*

*Continued from previous page...*

Atom-1	Atom-2	Interatomic distance (Å)	Clash overlap (Å)
54:D8:52:LYS:CB	54:D8:53:PRO:HD3	2.23	0.68
1:AA:872:A:C4	1:AA:874:G:N7	2.61	0.68
2:AE:22:LYS:HA	2:AE:22:LYS:HZ3	1.58	0.68
2:AE:187:LEU:HD23	2:AE:201:ILE:O	1.94	0.68
5:AH:76:ILE:HB	5:AH:77:PRO:HD2	1.76	0.68
13:AP:3:ARG:HD3	13:AP:7:VAL:HG13	1.73	0.68
22:AB:52:U:C5	22:AB:53:A:C8	2.82	0.68
25:BA:1519:G:C2'	25:BA:1520:U:H5'	2.23	0.68
52:B6:28:ARG:HH11	52:B6:28:ARG:HB3	1.58	0.68
10:CM:33:GLN:HB2	10:CM:75:ILE:HG12	1.74	0.68
14:CQ:26:ARG:NH1	14:CQ:47:LEU:HD21	2.09	0.68
25:DA:2162:G:H2'	25:DA:2163:C:H6	1.57	0.68
28:DE:64:LYS:HB3	28:DE:66:HIS:CD2	2.28	0.68
38:DQ:15:ARG:HD2	38:DQ:88:ASP:OD1	1.93	0.68
1:AA:1025:U:O2'	1:AA:1026:G:C5'	2.42	0.68
1:AA:1124:G:H3'	1:AA:1145:C:N4	2.05	0.68
1:AA:1399:C:C2	1:AA:1502:A:N6	2.61	0.68
5:AH:82:VAL:HB	5:AH:138:ALA:HB2	1.76	0.68
28:BE:41:LYS:NZ	28:BE:41:LYS:HB3	2.04	0.68
28:BE:81:ILE:CG2	28:BE:84:PHE:CD1	2.70	0.68
38:BQ:83:LYS:O	38:BQ:109:GLY:HA3	1.91	0.68
45:BV:7:ALA:HB3	45:BV:61:LEU:HB3	1.75	0.68
1:CA:164:U:H2'	1:CA:165:C:C6	2.27	0.68
4:CG:149:ALA:O	4:CG:153:ARG:HG2	1.93	0.68
12:CO:32:PHE:HB3	12:CO:84:LEU:HD21	1.76	0.68
22:CB:87:A:C8	25:DA:2583:G:N2	2.52	0.68
25:DA:607:U:H3	25:DA:621:A:H2	1.41	0.68
25:DA:1011:G:H2'	25:DA:1013:C:O4'	1.92	0.68
25:DA:1678:G:H22	25:DA:1989:G:N2	1.92	0.68
25:DA:2500:U:H5''	25:DA:2501:C:OP2	1.94	0.68
27:DD:35:LYS:HE3	27:DD:65:ILE:CA	2.23	0.68
28:DE:82:ARG:O	28:DE:83:ASP:CB	2.42	0.68
29:DF:24:LEU:CD1	29:DF:25:PRO:HD3	2.20	0.68
36:DP:134:ARG:HH22	45:DV:122:ARG:HD2	1.58	0.68
39:DR:8:LYS:NZ	39:DR:8:LYS:CB	2.57	0.68
1:AA:129(A):G:C2	1:AA:188:U:O2'	2.47	0.68
1:AA:464:G:O6	1:AA:466:C:H5'	1.94	0.68
2:AE:97:TRP:HH2	2:AE:176:GLU:HG3	1.58	0.68
11:AN:66:LEU:HD21	11:AN:97:ALA:HB1	1.75	0.68
23:AC:18:C:O2	23:AC:18:C:O2'	2.09	0.68
23:AC:18:C:O2'	23:AC:19:G:OP1	2.11	0.68

*Continued on next page...*



*Continued from previous page...*

Atom-1	Atom-2	Interatomic distance (Å)	Clash overlap (Å)
28:BE:21:VAL:HG23	28:BE:21:VAL:O	1.93	0.68
28:BE:79:ARG:HH22	28:BE:164:ARG:NH1	1.91	0.68
45:BV:29:TYR:CE2	45:BV:87:ASP:HB2	2.26	0.68
45:BV:164:ALA:O	45:BV:165:VAL:HG13	1.94	0.68
48:BW:47:ASN:O	48:BW:50:ILE:HG13	1.94	0.68
1:CA:266:G:H5''	1:CA:268:C:H41	1.59	0.68
1:CA:534:U:H5'	1:CA:535:A:OP2	1.94	0.68
1:CA:1162:C:H42	1:CA:1174:G:H1	1.42	0.68
1:CA:1255:G:OP1	10:CM:45:ARG:NH1	2.20	0.68
25:DA:1022:G:H22	25:DA:1142(A):A:H2	1.40	0.68
27:DD:35:LYS:HD3	27:DD:64:ILE:N	2.08	0.68
28:DE:46:ALA:HB2	28:DE:82:ARG:HB2	1.75	0.68
29:DF:110:LEU:HD22	29:DF:202:PHE:HE1	1.58	0.68
39:DR:91:ARG:HD2	39:DR:124:ASP:OD1	1.93	0.68
44:DU:17:SER:HB2	44:DU:71:LYS:CD	2.23	0.68
1:AA:1367:C:O2'	10:AM:48:THR:HG21	1.94	0.68
7:AJ:74:GLU:HG2	7:AJ:91:VAL:HG22	1.75	0.68
10:AM:40:LEU:HB2	10:AM:69:ASN:CB	2.24	0.68
25:BA:297:C:H5''	44:BU:85:VAL:CG2	2.24	0.68
25:BA:2470:G:O6	25:BA:2476:A:H1'	1.93	0.68
26:BB:50:G:OP1	38:BQ:63:THR:HG23	1.92	0.68
27:BD:235:GLY:O	27:BD:237:GLU:OE1	2.12	0.68
31:BH:20:ALA:HB1	31:BH:21:PRO:HD2	1.74	0.68
33:BM:13:TRP:O	33:BM:135:PRO:HD2	1.93	0.68
38:BQ:35:ILE:C	38:BQ:36:TYR:HD1	1.97	0.68
1:CA:179:A:H2'	1:CA:180:U:C6	2.29	0.68
1:CA:991:U:O2	1:CA:993:G:H8	1.77	0.68
1:CA:1004:A:C1'	1:CA:1036:G:H1	2.05	0.68
4:CG:30:LYS:HG2	4:CG:30:LYS:O	1.93	0.68
28:DE:80:GLU:O	28:DE:81:ILE:HB	1.94	0.68
35:DO:58:THR:HG22	35:DO:58:THR:O	1.92	0.68
38:DQ:86:ALA:O	38:DQ:87:PHE:HB3	1.94	0.68
50:D4:1:MET:C	50:D4:2:LYS:HD3	2.14	0.68
1:AA:1004:A:C5'	1:AA:1025:U:H3	2.07	0.68
1:AA:1374:A:H2'	1:AA:1375:A:H5'	1.74	0.68
6:AI:78:GLU:O	6:AI:81:ILE:HG13	1.93	0.68
16:AS:14:ASN:CG	16:AS:14:ASN:O	2.32	0.68
25:BA:1379:A:C1'	25:BA:1380:G:OP1	2.39	0.68
25:BA:2443:C:O2'	25:BA:2444:G:H5'	1.94	0.68
25:BA:2785:C:H2'	25:BA:2786:U:O4'	1.94	0.68
28:BE:79:ARG:HH22	28:BE:164:ARG:HH11	1.42	0.68

*Continued on next page...*

*Continued from previous page...*

Atom-1	Atom-2	Interatomic distance (Å)	Clash overlap (Å)
1:CA:1072:G:C5	1:CA:1073:U:C4	2.82	0.68
1:CA:1298:C:H4'	1:CA:1299:A:C8	2.28	0.68
3:CF:84:ILE:HD11	3:CF:88:ARG:NH2	2.08	0.68
25:DA:602:G:HO2'	25:DA:604:G:HO2'	1.40	0.68
25:DA:1060:U:H5''	25:DA:1061:U:C5	2.29	0.68
52:D6:44:ARG:HG3	52:D6:44:ARG:NH1	1.99	0.68
2:AE:185:ILE:HB	2:AE:199:TYR:HB2	1.76	0.67
20:AW:71:THR:HG22	20:AW:72:LEU:N	2.07	0.67
25:BA:1983:C:C2'	25:BA:1984:G:H5'	2.24	0.67
25:BA:2376:A:N1	38:BQ:87:PHE:CD2	2.61	0.67
49:BX:19:GLN:HE22	49:BX:52:HIS:HE1	1.42	0.67
1:CA:182:U:H5	1:CA:183:G:C4	2.11	0.67
15:CR:21:ASP:OD1	15:CR:24:SER:HB2	1.93	0.67
26:DB:55:U:O2'	26:DB:56:G:H5'	1.94	0.67
30:DG:111:LEU:HB3	30:DG:117:PHE:CE2	2.29	0.67
32:DK:4:ILE:HG12	32:DK:18:VAL:HG22	1.76	0.67
35:DO:11:GLY:C	35:DO:13:ASN:H	1.97	0.67
45:DV:128:VAL:HG23	45:DV:160:GLY:HA3	1.76	0.67
50:D4:61:ARG:HG3	50:D4:62:ARG:HH21	1.60	0.67
51:D5:40:LYS:HE3	51:D5:46:CYS:HB2	1.75	0.67
54:D8:49:VAL:CA	54:D8:50:LEU:HD12	2.23	0.67
2:AE:7:VAL:HB	2:AE:217:ARG:NH2	2.10	0.67
7:AJ:62:PHE:CD1	7:AJ:124:LEU:HD21	2.26	0.67
25:BA:1294:U:O2'	37:B0:23:ASN:ND2	2.27	0.67
25:BA:1827:C:C2'	25:BA:1828:G:H5'	2.25	0.67
27:BD:270:ILE:HG22	27:BD:271:ILE:N	2.09	0.67
38:BQ:85:VAL:CG2	38:BQ:112:PHE:CE1	2.77	0.67
40:B1:92:ARG:HD2	40:B1:95:LEU:HD12	1.77	0.67
1:CA:8:A:N6	4:CG:209:ARG:HB2	2.09	0.67
1:CA:1023:G:H3'	1:CA:1024:G:H5''	1.76	0.67
2:CE:77:ALA:HB2	2:CE:211:ILE:HD13	1.75	0.67
2:CE:84:GLU:O	2:CE:219:VAL:HG21	1.94	0.67
3:CF:58:GLU:O	3:CF:59:ARG:HG3	1.95	0.67
25:DA:1266:G:O5'	42:DS:15:ARG:NH2	2.27	0.67
25:DA:1287:A:N7	37:D0:107:ASP:HB3	2.10	0.67
25:DA:2776:A:OP1	25:DA:2776:A:H3'	1.94	0.67
32:DK:82:ARG:HH11	32:DK:146:ALA:HA	1.59	0.67
39:DR:88:ILE:O	39:DR:88:ILE:HG13	1.94	0.67
54:D8:50:LEU:HD12	54:D8:50:LEU:N	2.08	0.67
4:AG:119:GLN:HE21	4:AG:123:HIS:CD2	2.11	0.67
22:AB:56:G:H2'	22:AB:57:C:C6	2.28	0.67

*Continued on next page...*

*Continued from previous page...*

Atom-1	Atom-2	Interatomic distance (Å)	Clash overlap (Å)
25:BA:1266:G:O4'	42:BS:15:ARG:NH2	2.28	0.67
25:BA:2035:G:H4'	25:BA:2036:C:OP2	1.94	0.67
27:BD:35:LYS:CG	27:BD:64:ILE:N	2.53	0.67
31:BH:131:VAL:HG12	31:BH:132:ARG:N	2.10	0.67
1:CA:1443:G:O2'	39:DR:122:ASP:OD2	2.12	0.67
25:DA:1056:G:H5''	25:DA:1057:A:H5'	1.76	0.67
39:DR:22:PHE:CE2	39:DR:86:ILE:HD11	2.29	0.67
43:DT:53:LYS:HB3	43:DT:82:GLN:HB3	1.74	0.67
1:AA:618:C:H5''	1:AA:619:U:H5''	1.77	0.67
1:AA:1004:A:C1'	1:AA:1036:G:O6	2.43	0.67
1:AA:1221:G:O3'	19:AV:77:THR:HG21	1.94	0.67
12:AO:24:VAL:HG13	12:AO:98:TYR:CE2	2.30	0.67
20:AW:75:ASN:OD1	20:AW:75:ASN:N	2.27	0.67
25:BA:1056:G:O6	25:BA:1104:C:N4	2.28	0.67
30:BG:40:ASN:HD22	30:BG:91:ARG:HB2	1.59	0.67
10:CM:48:THR:HA	10:CM:62:HIS:HB3	1.77	0.67
25:DA:1204:A:O2'	25:DA:1205:U:OP2	2.10	0.67
25:DA:1332:G:N2	25:DA:1609:A:HO2'	1.91	0.67
25:DA:1991:U:H2'	25:DA:1992:G:H5''	1.75	0.67
25:DA:2286:A:H4'	25:DA:2287:A:O4'	1.95	0.67
28:DE:37:ARG:HA	28:DE:42:ASP:OD2	1.94	0.67
35:DO:57:THR:C	35:DO:59:LEU:H	1.97	0.67
40:D1:91:ASP:C	40:D1:93:LYS:H	1.98	0.67
45:DV:69:THR:HG22	45:DV:90:VAL:HA	1.76	0.67
1:AA:1277:C:HO2'	1:AA:1279:A:H8	1.40	0.67
11:AN:79:SER:HB2	11:AN:106:LYS:HD2	1.75	0.67
20:AW:73:HIS:HB3	20:AW:74:LYS:HG2	1.77	0.67
25:BA:860:U:H5	25:BA:917:A:N1	1.91	0.67
25:BA:1178:C:H2'	25:BA:1179:C:C6	2.30	0.67
32:BK:8:PRO:O	32:BK:9:LEU:HD13	1.95	0.67
40:B1:69:CYS:SG	40:B1:79:PHE:HD1	2.17	0.67
46:B3:27:GLU:HG3	46:B3:68:GLU:HA	1.75	0.67
47:BZ:85:LEU:O	47:BZ:87:PRO:HD2	1.92	0.67
1:CA:1378:C:H5	1:CA:1379:G:N9	1.92	0.67
2:CE:132:LYS:HA	2:CE:135:GLN:HE21	1.59	0.67
13:CP:3:ARG:HG3	13:CP:9:ILE:CG1	2.24	0.67
23:CD:59:A:O2'	23:CD:60:A:C8	2.47	0.67
36:DP:34:LEU:HB2	36:DP:118:LEU:HD22	1.77	0.67
37:D0:38:VAL:HB	37:D0:39:PRO:HD3	1.74	0.67
38:DQ:24:LEU:H	38:DQ:24:LEU:CD2	2.07	0.67
12:AO:18:VAL:HG23	12:AO:19:ARG:N	2.07	0.67

*Continued on next page...*

*Continued from previous page...*

Atom-1	Atom-2	Interatomic distance (Å)	Clash overlap (Å)
29:BF:46:ARG:HH11	29:BF:46:ARG:CG	2.03	0.67
44:BU:47:LYS:HG3	44:BU:60:PHE:CE1	2.29	0.67
53:B7:8:ASN:ND2	53:B7:8:ASN:O	2.22	0.67
1:CA:1004:A:H5''	1:CA:1025:U:C4	2.29	0.67
1:CA:1014:A:H2'	1:CA:1015:A:C8	2.29	0.67
1:CA:1129:C:N4	1:CA:1141:C:H41	1.93	0.67
25:DA:974:G:O2'	25:DA:975:G:N7	2.27	0.67
25:DA:1298:C:H5''	25:DA:1299:G:OP2	1.95	0.67
36:DP:78:PRO:O	36:DP:79:LEU:CD1	2.43	0.67
1:AA:1266:G:N2	1:AA:1270:C:C2	2.63	0.67
1:AA:1412:C:H2'	1:AA:1413:A:C8	2.30	0.67
4:AG:29:PRO:C	4:AG:30:LYS:HD3	2.14	0.67
6:AI:24:GLU:HG2	6:AI:28:ARG:NH2	2.09	0.67
8:AK:39:LEU:HB3	8:AK:45:ILE:HG12	1.75	0.67
25:BA:1019:U:O2'	25:BA:1021:A:H2	1.78	0.67
25:BA:1568:G:H5'	27:BD:60:ARG:HA	1.75	0.67
35:BO:11:GLY:C	35:BO:13:ASN:H	1.94	0.67
1:CA:1321:C:H41	1:CA:1322:C:N4	1.90	0.67
9:CL:95:LYS:HD3	9:CL:96:LEU:H	1.58	0.67
15:CR:17:ARG:HG3	15:CR:17:ARG:NH1	1.97	0.67
15:CR:87:ILE:HG22	15:CR:88:ARG:H	1.60	0.67
25:DA:2531:A:C5'	31:DH:157:TYR:HE2	2.08	0.67
25:DA:2748:A:N6	25:DA:2754:U:H3	1.92	0.67
31:DH:10:PRO:O	31:DH:49:VAL:HG12	1.95	0.67
16:AS:22:THR:CG2	16:AS:23:ASP:N	2.57	0.67
23:AC:21:U:O2'	23:AC:22:A:H5'	1.95	0.67
27:BD:181:GLU:HA	27:BD:272:ALA:HB2	1.70	0.67
28:BE:14:ILE:CG2	28:BE:15:PHE:N	2.30	0.67
32:BK:29:TYR:O	32:BK:32:PRO:HD2	1.94	0.67
33:BM:21:LYS:HE2	33:BM:138:LEU:HD12	1.76	0.67
35:BO:57:THR:C	35:BO:59:LEU:H	1.97	0.67
41:B2:44:LYS:C	41:B2:46:VAL:H	1.98	0.67
1:CA:254:G:OP1	17:CT:67:LYS:O	2.11	0.67
31:DH:118:PRO:HD2	31:DH:121:ILE:HG13	1.75	0.67
39:DR:3:ARG:HG2	39:DR:6:LEU:H	1.60	0.67
45:DV:164:ALA:O	45:DV:165:VAL:HG13	1.95	0.67
54:D8:34:TRP:O	54:D8:35:GLN:C	2.33	0.67
1:AA:250:A:H4'	1:AA:251:G:H5''	1.77	0.67
2:AE:233:SER:HB2	2:AE:234:PRO:HD2	1.76	0.67
25:BA:1899:G:H21	25:BA:1902:C:H5	1.43	0.67
25:BA:1932:A:H2'	25:BA:1933:G:O4'	1.95	0.67

*Continued on next page...*

*Continued from previous page...*

Atom-1	Atom-2	Interatomic distance (Å)	Clash overlap (Å)
25:BA:2308:G:H4'	25:BA:2309:A:OP2	1.94	0.67
25:BA:2466:C:O2'	25:BA:2467:C:H5'	1.95	0.67
30:BG:166:ASP:HA	30:BG:169:ALA:HB3	1.76	0.67
1:CA:345:C:HO2'	1:CA:346:G:P	2.17	0.67
1:CA:1126:U:O4	1:CA:1281:U:C6	2.47	0.67
2:CE:185:ILE:CG2	2:CE:199:TYR:HB2	2.24	0.67
25:DA:195:A:OP1	35:DO:46:LYS:HE2	1.95	0.67
25:DA:2854:G:C2	25:DA:2864:G:C2	2.83	0.67
41:D2:49:THR:O	41:D2:51:VAL:N	2.28	0.67
41:D2:71:LEU:H	41:D2:86:GLY:CA	2.08	0.67
52:D6:26:ASN:O	52:D6:28:ARG:HG2	1.95	0.67
1:AA:502:G:OP1	12:AO:118:SER:HB3	1.95	0.67
2:AE:32:ILE:HD11	2:AE:40:HIS:CB	2.21	0.67
25:BA:234:C:H2'	25:BA:235:U:H6	1.60	0.67
25:BA:242:G:H5'	54:B8:62:LEU:HD22	1.77	0.67
25:BA:792:G:H5''	25:BA:793:A:H5'	1.76	0.67
25:BA:1348:G:H2'	25:BA:1349:A:H5''	1.77	0.67
25:BA:2125:G:N1	25:BA:2172:U:OP1	2.28	0.67
25:BA:2335:A:N7	25:BA:2337:G:C5	2.63	0.67
28:BE:48:GLN:HE22	28:BE:77:ILE:HD12	1.60	0.67
28:BE:78:LEU:HD12	28:BE:79:ARG:HG2	1.75	0.67
35:BO:126:VAL:HG12	35:BO:147:LEU:HD22	1.76	0.67
1:CA:946:A:H2'	1:CA:947:G:C8	2.30	0.67
3:CF:14:ILE:HG12	3:CF:15:THR:N	2.10	0.67
12:CO:82:VAL:HG23	12:CO:106:ASP:OD1	1.95	0.67
25:DA:796:C:H2'	25:DA:797:C:C6	2.30	0.67
25:DA:1021:A:H61	25:DA:1142(A):A:H61	1.41	0.67
25:DA:1283:G:H22	25:DA:1286:A:H5'	1.60	0.67
26:DB:42:C:H4'	30:DG:67:LYS:HD3	1.76	0.67
35:DO:128:HIS:HA	35:DO:147:LEU:HA	1.76	0.67
36:DP:29:PHE:CB	36:DP:65:PHE:CE1	2.78	0.67
1:AA:112:G:OP1	16:AS:27:LYS:HD2	1.94	0.66
1:AA:1194:U:H2'	1:AA:1195:C:C6	2.30	0.66
1:AA:1277:C:O2'	1:AA:1279:A:C8	2.47	0.66
24:A1:14:U:H4'	24:A1:14:U:OP1	1.93	0.66
25:BA:32:C:O2'	25:BA:33:U:H5'	1.95	0.66
25:BA:1537:C:H2'	25:BA:1538:G:C8	2.30	0.66
25:BA:2154:G:H2'	25:BA:2155:G:H8	1.60	0.66
28:BE:13:ARG:HG3	39:BR:58:ASN:OD1	1.95	0.66
45:BV:76:LEU:H	45:BV:76:LEU:CD2	2.08	0.66
22:CB:55:G:H2'	22:CB:56:G:C8	2.29	0.66

*Continued on next page...*

*Continued from previous page...*

Atom-1	Atom-2	Interatomic distance (Å)	Clash overlap (Å)
23:CD:18:C:H2'	23:CD:18:C:O2	1.93	0.66
25:DA:2275:C:H5'	25:DA:2275:C:H6	1.59	0.66
25:DA:2393:A:OP1	54:D8:30:ARG:HB2	1.95	0.66
31:DH:68:THR:O	31:DH:72:ILE:HG13	1.96	0.66
31:DH:102:ALA:O	31:DH:103:LEU:HB3	1.94	0.66
41:D2:49:THR:O	41:D2:50:PRO:C	2.34	0.66
43:DT:11:PRO:HD3	48:DW:37:PHE:CD2	2.30	0.66
48:DW:70:GLN:HG2	48:DW:71:ASN:N	2.10	0.66
1:AA:890:G:O2'	1:AA:906:G:O6	2.11	0.66
1:AA:1181:G:C2	1:AA:1182:G:N2	2.63	0.66
6:AI:86:ARG:O	6:AI:87:ARG:HG2	1.94	0.66
10:AM:30:SER:OG	10:AM:84:GLN:NE2	2.25	0.66
11:AN:48:ILE:HG13	11:AN:63:LEU:HB3	1.75	0.66
23:AD:19:G:H2'	23:AD:58:A:N6	2.10	0.66
25:BA:631:A:P	54:B8:46:ARG:NH2	2.68	0.66
25:BA:885:C:H2'	25:BA:890:A:H61	1.59	0.66
25:BA:1568:G:H5''	27:BD:61:LEU:HD22	1.76	0.66
25:BA:1689:A:N6	25:BA:1698:A:C2	2.51	0.66
39:BR:50:ILE:HD11	39:BR:102:ILE:HD11	1.75	0.66
40:B1:8:VAL:HG23	40:B1:11:ARG:HH21	1.60	0.66
45:BV:51:ALA:HB1	45:BV:57:ILE:HD11	1.77	0.66
1:CA:581:G:OP1	15:CR:61:GLY:HA3	1.95	0.66
4:CG:13:ARG:HD3	4:CG:13:ARG:H	1.60	0.66
7:CJ:16:LEU:CD1	9:CL:42:ARG:HA	2.24	0.66
23:CC:59:A:H4'	23:CC:60:A:OP1	1.93	0.66
25:DA:1819:A:H4'	25:DA:1820:U:O5'	1.95	0.66
25:DA:2473:U:H2'	25:DA:2473:U:O2	1.95	0.66
25:DA:2523:G:H5'	25:DA:2523:G:H8	1.60	0.66
28:DE:119:ARG:HG2	28:DE:160:TYR:HB2	1.77	0.66
47:DZ:92:LYS:HE3	47:DZ:97:LEU:HG	1.77	0.66
52:D6:27:LYS:HB3	52:D6:27:LYS:HZ3	1.60	0.66
6:AI:3:ARG:O	6:AI:93:SER:HB2	1.95	0.66
11:AN:40:ILE:CG2	11:AN:75:TYR:HD2	2.06	0.66
19:AV:9:VAL:HG12	19:AV:9:VAL:O	1.95	0.66
25:BA:1464:C:HO2'	25:BA:1528:A:H8	1.43	0.66
27:BD:65:ILE:HD11	27:BD:67:PHE:CE2	2.30	0.66
37:B0:117:VAL:HG22	37:B0:118:GLU:H	1.60	0.66
48:BW:65:ASN:HD22	48:BW:69:ARG:HE	1.40	0.66
1:CA:1202:G:N2	14:CQ:43:CYS:SG	2.68	0.66
23:CD:8:U:H1'	23:CD:49:C:O4'	1.94	0.66
23:CD:14:A:OP1	23:CD:14:A:C8	2.49	0.66

*Continued on next page...*

*Continued from previous page...*

Atom-1	Atom-2	Interatomic distance (Å)	Clash overlap (Å)
25:DA:242:G:H5'	54:D8:62:LEU:HD13	1.76	0.66
54:D8:47:LYS:O	54:D8:48:PHE:HB3	1.96	0.66
2:AE:76:GLN:HB3	2:AE:211:ILE:CD1	2.25	0.66
14:AQ:46:GLU:O	14:AQ:50:LYS:HG3	1.96	0.66
25:BA:34:C:O2'	25:BA:35:G:P	2.53	0.66
25:BA:1065:U:C5	25:BA:1066:U:H6	2.12	0.66
25:BA:1359:A:H2'	25:BA:1360:A:H5'	1.77	0.66
31:BH:4:ILE:HB	31:BH:6:ARG:HG3	1.78	0.66
39:BR:112:ARG:HA	39:BR:115:ARG:HD2	1.77	0.66
40:B1:92:ARG:NH1	40:B1:94:ASN:HD22	1.94	0.66
45:BV:19:ARG:NH1	45:BV:84:GLU:HB2	2.10	0.66
46:B3:42:GLY:O	46:B3:57:PHE:HD1	1.79	0.66
52:B6:25:LYS:NZ	52:B6:27:LYS:HD3	2.11	0.66
8:CK:82:HIS:C	8:CK:82:HIS:CD2	2.68	0.66
23:CC:1:C:H2'	23:CC:2:G:OP2	1.95	0.66
40:D1:90:VAL:HG22	41:D2:39:LEU:CB	2.26	0.66
44:DU:97:ARG:NH2	44:DU:98:VAL:HB	2.08	0.66
44:DU:98:VAL:HG13	44:DU:99:CYS:H	1.59	0.66
45:DV:148:ASP:CG	45:DV:149:SER:N	2.48	0.66
1:AA:1027:C:C4'	1:AA:1028:C:OP1	2.43	0.66
3:AF:40:ARG:HH11	3:AF:40:ARG:HG3	1.59	0.66
4:AG:138:TYR:CD2	4:AG:139:ARG:N	2.64	0.66
13:AP:107:ALA:HB3	13:AP:111:LYS:HD2	1.77	0.66
17:AT:88:TYR:HD2	17:AT:89:LEU:HD23	1.61	0.66
25:BA:784:A:H5'	25:BA:785:G:OP1	1.95	0.66
25:BA:1652:A:OP1	37:B0:8:ARG:NH1	2.28	0.66
25:BA:2439:A:C5'	25:BA:2439:A:H8	2.09	0.66
25:DA:1430:C:H2'	25:DA:1431:U:C6	2.30	0.66
27:DD:43:ARG:HB3	27:DD:54:ARG:HB2	1.78	0.66
27:DD:218:ARG:HB3	27:DD:219:PRO:HD2	1.78	0.66
28:DE:112:GLY:O	28:DE:159:HIS:HA	1.95	0.66
29:DF:82:ILE:HD12	29:DF:82:ILE:O	1.94	0.66
29:DF:124:LEU:O	29:DF:126:VAL:HG13	1.94	0.66
13:AP:49:THR:HG22	13:AP:51:ALA:H	1.61	0.66
25:BA:602:G:HO2'	25:BA:604:G:HO2'	1.42	0.66
31:BH:159:GLU:HG3	31:BH:170:ARG:HH11	1.58	0.66
45:BV:11:GLU:O	45:BV:36:LYS:NZ	2.22	0.66
50:B4:15:ILE:HD12	50:B4:32:TYR:HD1	1.60	0.66
1:CA:973:G:N3	10:CM:55:LYS:NZ	2.44	0.66
7:CJ:22:LEU:HD23	7:CJ:62:PHE:CE2	2.30	0.66
25:DA:2:G:H1	25:DA:2901:C:H42	1.41	0.66

*Continued on next page...*

*Continued from previous page...*

Atom-1	Atom-2	Interatomic distance (Å)	Clash overlap (Å)
28:DE:11:MET:SD	28:DE:24:THR:HG22	2.34	0.66
42:DS:12:ILE:HD13	42:DS:17:VAL:HG13	1.78	0.66
52:D6:45:LYS:HE3	52:D6:45:LYS:CA	2.23	0.66
6:AI:4:TYR:CD1	6:AI:92:LYS:HA	2.28	0.66
10:AM:57:LYS:HE3	10:AM:60:ARG:NH2	2.10	0.66
25:BA:309:G:N3	25:BA:329:G:O2'	2.28	0.66
25:BA:1297:C:OP1	25:BA:2710:C:H4'	1.94	0.66
25:BA:1388:G:O2'	25:BA:1389:G:H5'	1.96	0.66
25:BA:2061:G:OP1	29:BF:68:LYS:NZ	2.29	0.66
28:BE:53:PRO:HA	28:BE:74:PRO:HB3	1.77	0.66
32:BK:106:GLY:C	32:BK:107:VAL:CG2	2.63	0.66
36:BP:68:ILE:CD1	36:BP:103:MET:HG2	2.22	0.66
38:BQ:26:LEU:HD12	38:BQ:39:ILE:HD11	1.76	0.66
43:BT:60:ARG:HH22	53:B7:47:ARG:HH12	1.43	0.66
46:B3:60:PHE:N	46:B3:60:PHE:CD2	2.64	0.66
54:B8:8:LYS:O	54:B8:12:LYS:HG3	1.96	0.66
1:CA:976:G:H5'	1:CA:1358:U:O2'	1.95	0.66
2:CE:42:ILE:HD11	2:CE:202:PRO:CB	2.26	0.66
5:CH:70:PRO:HB3	5:CH:144:THR:HG22	1.77	0.66
22:CB:47:C:N3	22:CB:56:G:N2	2.40	0.66
25:DA:2531:A:H5'	31:DH:157:TYR:CE2	2.31	0.66
36:DP:7:MET:HB3	36:DP:10:ARG:HH22	1.60	0.66
37:D0:100:LEU:HD21	37:D0:113:LEU:HD13	1.77	0.66
1:AA:1003:G:H2'	1:AA:1004:A:H5'	1.77	0.66
1:AA:1171:G:O2'	1:AA:1172:C:H5'	1.95	0.66
12:AO:91:LYS:O	12:AO:91:LYS:HG3	1.96	0.66
25:BA:654(V):A:H2	25:BA:655:A:C2	2.14	0.66
25:BA:1786:A:H2	25:BA:2606:C:H1'	1.60	0.66
47:BZ:49:VAL:HG11	47:BZ:70:VAL:HG11	1.75	0.66
1:CA:1226:C:N4	13:CP:104:ARG:HB2	2.11	0.66
2:CE:158:LEU:HD23	2:CE:182:ILE:HD11	1.78	0.66
14:CQ:22:THR:OG1	14:CQ:33:VAL:HG11	1.95	0.66
25:DA:528:A:H3'	25:DA:528:A:C8	2.31	0.66
25:DA:1058:U:H3	25:DA:1080:A:H61	1.43	0.66
25:DA:1671:U:HO2'	25:DA:1673:U:H5	1.41	0.66
29:DF:101:LEU:O	29:DF:106:ARG:NH1	2.29	0.66
36:DP:66:ILE:O	36:DP:67:ARG:HB2	1.95	0.66
1:AA:192:U:H4'	20:AW:102:GLY:O	1.96	0.66
1:AA:814:A:N7	1:AA:816:A:C4	2.64	0.66
9:AL:8:GLY:HA3	9:AL:79:LEU:HB3	1.76	0.66
17:AT:86:GLU:O	17:AT:90:ILE:HG13	1.96	0.66

*Continued on next page...*



*Continued from previous page...*

Atom-1	Atom-2	Interatomic distance (Å)	Clash overlap (Å)
23:AD:45:A:H5''	23:AD:46:G:OP2	1.96	0.66
25:BA:414:C:H2'	25:BA:415:A:C8	2.31	0.66
25:BA:1478:G:H2'	25:BA:1479:G:H8	1.60	0.66
25:BA:1929:G:H4'	25:BA:1930:G:OP1	1.95	0.66
27:BD:270:ILE:C	27:BD:271:ILE:CG1	2.64	0.66
28:BE:111:ARG:HG2	37:B0:1:MET:HE1	1.77	0.66
29:BF:177:ALA:HB1	29:BF:178:PRO:HD2	1.78	0.66
50:B4:12:ALA:CB	50:B4:29:PRO:HA	2.26	0.66
1:CA:973:G:N2	10:CM:55:LYS:HZ1	1.94	0.66
19:CV:42:PRO:HA	19:CV:45:VAL:HG13	1.77	0.66
25:DA:289:A:H5'	25:DA:290:G:OP2	1.96	0.66
26:DB:39:A:H61	50:D4:1:MET:HB3	1.58	0.66
34:DN:35:VAL:HG21	34:DN:69:ILE:HD13	1.78	0.66
39:DR:92:GLY:HA2	39:DR:116:ALA:HA	1.78	0.66
50:D4:11:PRO:HA	50:D4:25:TYR:H	1.58	0.66
1:AA:843:U:H5'	1:AA:848:C:C5	2.31	0.66
5:AH:84:PHE:HB3	5:AH:134:ALA:HB2	1.78	0.66
13:AP:17:VAL:O	13:AP:20:THR:OG1	2.08	0.66
23:AD:20:G:C5'	23:AD:60:A:H61	2.09	0.66
25:BA:67:U:N3	25:BA:74:A:C2	2.54	0.66
25:BA:1931:U:H5	25:BA:1969:A:N7	1.94	0.66
25:BA:2756:U:H4'	25:BA:2757:A:OP1	1.96	0.66
29:BF:197:ASP:O	29:BF:198:ALA:HB3	1.96	0.66
30:BG:67:LYS:CE	50:B4:6:HIS:CE1	2.74	0.66
30:BG:130:ASN:HB3	30:BG:160:VAL:HA	1.76	0.66
31:BH:94:TYR:CE1	31:BH:107:VAL:O	2.48	0.66
33:BM:96:GLU:O	33:BM:96:GLU:HG2	1.93	0.66
38:BQ:11:LYS:HD3	38:BQ:91:PRO:HD3	1.78	0.66
53:B7:8:ASN:HD21	53:B7:11:LYS:N	1.81	0.66
1:CA:1378:C:H5	1:CA:1379:G:C4	2.14	0.66
2:CE:96:ARG:O	2:CE:98:LEU:HD23	1.96	0.66
9:CL:28:VAL:CG2	9:CL:63:ILE:HB	2.25	0.66
25:DA:147:U:H2'	25:DA:148:C:H5''	1.77	0.66
25:DA:287:C:H2'	25:DA:288:C:C6	2.31	0.66
25:DA:959:A:N6	25:DA:960:A:N1	2.44	0.66
25:DA:1024:G:C3'	25:DA:1025:G:H5''	2.25	0.66
25:DA:1599:C:H5''	43:DT:35:THR:HG22	1.78	0.66
35:DO:9:ASN:HB3	35:DO:10:PRO:CD	2.26	0.66
41:D2:85:LYS:CG	41:D2:86:GLY:N	2.54	0.66
1:AA:188:U:H2'	1:AA:189:U:H5''	1.77	0.65
4:AG:19:LEU:H	4:AG:19:LEU:CD2	2.08	0.65

*Continued on next page...*

*Continued from previous page...*

Atom-1	Atom-2	Interatomic distance (Å)	Clash overlap (Å)
19:AV:32:LYS:HD2	19:AV:57:HIS:CD2	2.31	0.65
25:BA:443:A:H1'	25:BA:1201:C:O4'	1.96	0.65
25:BA:654(M):C:C2'	25:BA:654(N):G:C8	2.79	0.65
27:BD:35:LYS:NZ	27:BD:65:ILE:HA	2.11	0.65
32:BK:130:TYR:C	32:BK:131:LYS:HD2	2.16	0.65
33:BM:58:ASP:H	33:BM:60:ILE:CD1	2.09	0.65
1:CA:1206:G:O2'	3:CF:193:TYR:HA	1.96	0.65
1:CA:1347:G:O2'	1:CA:1373:G:O6	2.12	0.65
1:CA:1352:C:OP1	21:CX:3:LYS:NZ	2.27	0.65
15:CR:87:ILE:CG2	15:CR:88:ARG:N	2.57	0.65
23:CD:13:C:O2'	23:CD:14:A:P	2.53	0.65
25:DA:2129:C:H2'	25:DA:2130:U:H5'	1.78	0.65
25:DA:2357:U:OP1	46:D3:20:ARG:NH1	2.28	0.65
28:DE:42:ASP:HB3	28:DE:44:TYR:CE1	2.31	0.65
29:DF:25:PRO:CB	29:DF:28:ILE:HG13	2.26	0.65
35:DO:47:ASP:OD1	35:DO:50:ARG:NH1	2.29	0.65
36:DP:135:ASP:OD1	36:DP:137:TYR:HD2	1.80	0.65
40:D1:91:ASP:O	40:D1:93:LYS:N	2.28	0.65
44:DU:20:TYR:N	44:DU:20:TYR:CD1	2.63	0.65
45:DV:108:PRO:CB	45:DV:143:GLY:CA	2.74	0.65
1:AA:160:A:H2'	1:AA:161:A:O4'	1.95	0.65
1:AA:652:U:O4	1:AA:752:G:O2'	2.10	0.65
6:AI:44:GLY:HA2	6:AI:59:TYR:CE1	2.32	0.65
11:AN:22:HIS:HB3	11:AN:29:ILE:HG23	1.77	0.65
25:BA:1264:G:H5'	51:B5:11:THR:HG21	1.77	0.65
25:BA:2467:C:O2'	25:BA:2468:G:C5'	2.44	0.65
27:BD:272:ALA:CB	27:BD:273:ARG:CA	2.37	0.65
30:BG:120:LEU:HD22	30:BG:133:LEU:HD12	1.78	0.65
36:BP:14:ARG:HG2	36:BP:41:TRP:CH2	2.31	0.65
42:BS:94:ASP:C	42:BS:95:ILE:CG2	2.64	0.65
1:CA:736:C:H2'	1:CA:737:A:C8	2.31	0.65
1:CA:1305:G:H22	1:CA:1331:G:H2'	1.60	0.65
3:CF:58:GLU:HB2	3:CF:65:ALA:HB3	1.78	0.65
7:CJ:20:ASP:HB3	7:CJ:23:VAL:CG2	2.26	0.65
25:DA:2012:G:OP1	42:DS:11:ARG:NH2	2.29	0.65
25:DA:2470:G:P	36:DP:56:ARG:CZ	2.84	0.65
31:DH:57:ASP:O	31:DH:62:LYS:HE2	1.97	0.65
36:DP:29:PHE:HD2	36:DP:65:PHE:CZ	2.12	0.65
43:DT:57:LEU:N	43:DT:57:LEU:HD23	2.11	0.65
48:DW:15:LYS:HE2	48:DW:67:LYS:HE2	1.79	0.65
49:DX:59:VAL:HG12	49:DX:60:GLU:N	2.10	0.65

*Continued on next page...*

*Continued from previous page...*

Atom-1	Atom-2	Interatomic distance (Å)	Clash overlap (Å)
1:AA:1132:C:H2'	1:AA:1133:G:H8	1.59	0.65
13:AP:115:LYS:O	13:AP:117:VAL:HG13	1.95	0.65
16:AS:21:VAL:HG22	16:AS:34:GLU:O	1.95	0.65
16:AS:54:GLU:O	16:AS:57:ARG:HB2	1.96	0.65
25:BA:811:U:O5'	35:BO:21:ARG:O	2.14	0.65
28:BE:183:LEU:HD12	28:BE:183:LEU:N	2.11	0.65
32:BK:104:GLN:O	32:BK:105:HIS:CB	2.45	0.65
50:B4:14:ILE:HA	50:B4:31:ILE:O	1.97	0.65
1:CA:652:U:O2'	1:CA:653:A:N3	2.29	0.65
1:CA:1226:C:C5	13:CP:104:ARG:HB2	2.31	0.65
1:CA:1226:C:H4'	19:CV:80:TYR:OH	1.96	0.65
2:CE:132:LYS:O	2:CE:136:VAL:HG23	1.95	0.65
23:CC:30:G:O2'	23:CC:31:G:H5'	1.96	0.65
25:DA:142:G:H2'	25:DA:143:C:H6	1.61	0.65
25:DA:2311:A:H5''	25:DA:2312:U:OP2	1.96	0.65
25:DA:2633:G:H1'	28:DE:62:PRO:HG2	1.78	0.65
5:AH:11:ILE:HD11	5:AH:31:LEU:HB3	1.78	0.65
10:AM:37:PRO:HA	10:AM:72:VAL:HG22	1.79	0.65
19:AV:41:VAL:HB	19:AV:42:PRO:CA	2.25	0.65
25:BA:953:A:OP2	36:BP:16:ARG:HD3	1.95	0.65
25:BA:1080:A:H2'	25:BA:1081:U:C6	2.31	0.65
25:BA:1557:C:OP2	25:BA:1558:A:O2'	2.13	0.65
25:BA:1799:G:O2'	25:BA:1800:C:OP2	2.09	0.65
25:BA:2394:C:OP1	35:BO:62:LEU:CB	2.43	0.65
25:BA:2467:C:H4'	36:BP:123:HIS:CE1	2.31	0.65
26:BB:48:A:H4'	38:BQ:95:HIS:HD2	1.61	0.65
1:CA:922:G:H4'	5:CH:20:GLN:HA	1.78	0.65
3:CF:119:ARG:HH22	3:CF:140:ARG:CG	2.07	0.65
9:CL:26:VAL:HG22	9:CL:61:ALA:HB3	1.77	0.65
13:CP:102:ARG:HD3	13:CP:105:THR:HG23	1.79	0.65
25:DA:228:A:H3'	25:DA:228:A:C8	2.32	0.65
25:DA:2292:C:OP1	38:DQ:17:ARG:NH2	2.30	0.65
25:DA:2331:G:H4'	46:D3:43:THR:H	1.60	0.65
25:DA:2402:C:N4	25:DA:2416:C:H1'	2.12	0.65
31:DH:102:ALA:CB	31:DH:117:PRO:HD3	2.27	0.65
32:DK:114:LEU:O	32:DK:114:LEU:HD23	1.96	0.65
32:DK:125:GLU:HB2	32:DK:141:LYS:HD3	1.78	0.65
45:DV:158:PRO:HB2	45:DV:159:PRO:HD2	1.78	0.65
3:AF:78:GLY:HA3	3:AF:83:ARG:HB3	1.78	0.65
4:AG:8:VAL:HG13	4:AG:21:LEU:HD13	1.79	0.65
25:BA:1734:C:H2'	25:BA:1735:C:H5''	1.77	0.65

*Continued on next page...*

*Continued from previous page...*

Atom-1	Atom-2	Interatomic distance (Å)	Clash overlap (Å)
25:BA:2310:A:N3	30:BG:77:ILE:HG12	2.10	0.65
26:BB:73:A:H2'	26:BB:74:U:H5'	1.78	0.65
29:BF:29:ASN:HB3	29:BF:112:MET:HE1	1.79	0.65
1:CA:728:A:H2'	1:CA:729:A:C8	2.31	0.65
9:CL:32:ASP:HB3	9:CL:35:GLU:HB2	1.78	0.65
25:DA:1862:G:C2'	25:DA:1863:G:H5'	2.26	0.65
25:DA:2128:C:H4'	25:DA:2173:A:C6	2.31	0.65
29:DF:36:VAL:HG11	29:DF:183:VAL:HG11	1.79	0.65
35:DO:11:GLY:O	35:DO:13:ASN:N	2.30	0.65
39:DR:51:ARG:HG3	39:DR:98:LYS:HG3	1.79	0.65
50:D4:1:MET:O	50:D4:2:LYS:HD3	1.97	0.65
1:AA:737:A:H2'	1:AA:738:C:C6	2.31	0.65
1:AA:789:U:H5	1:AA:792:A:OP2	1.79	0.65
4:AG:110:PHE:HD1	4:AG:110:PHE:N	1.94	0.65
23:AC:56:U:O2	23:AC:58:A:C8	2.49	0.65
25:BA:654(N):G:H2'	25:BA:654(O):G:C8	2.32	0.65
25:BA:1025:G:C4	25:BA:1135:C:H1'	2.32	0.65
25:BA:1177:A:H4'	25:BA:1178:C:H5''	1.78	0.65
25:BA:2371:G:H1'	52:B6:45:LYS:HD2	1.79	0.65
30:BG:64:THR:HG23	30:BG:66:GLN:H	1.61	0.65
1:CA:1128:C:N4	1:CA:1139:G:C2	2.64	0.65
2:CE:144:ARG:HD2	2:CE:148:TYR:HE2	1.61	0.65
4:CG:24:GLU:O	4:CG:27:TYR:HB2	1.97	0.65
10:CM:78:ASN:HB2	10:CM:81:THR:H	1.60	0.65
25:DA:6:A:H4'	33:DM:129:PRO:HB2	1.78	0.65
25:DA:1262:A:N3	51:D5:10:LYS:HE3	2.12	0.65
25:DA:2572:A:C8	28:DE:144:ARG:HD2	2.31	0.65
29:DF:68:LYS:HA	29:DF:68:LYS:NZ	2.11	0.65
30:DG:102:PHE:HE2	30:DG:141:PHE:CE1	2.15	0.65
31:DH:26:VAL:HG21	31:DH:75:ALA:O	1.97	0.65
1:AA:1004:A:H8	1:AA:1036:G:H22	1.43	0.65
4:AG:13:ARG:O	4:AG:15:GLU:N	2.30	0.65
37:B0:44:LEU:HD22	37:B0:48:VAL:CG2	2.26	0.65
40:B1:69:CYS:HG	40:B1:79:PHE:HD1	1.40	0.65
42:BS:88:ARG:HB3	42:BS:92:ARG:HB3	1.79	0.65
45:BV:105:VAL:HG22	45:BV:106:GLY:H	1.60	0.65
50:B4:9:LEU:H	50:B4:27:THR:HG23	1.61	0.65
1:CA:422:C:O2'	1:CA:423:G:C2	2.50	0.65
4:CG:43:HIS:HA	4:CG:46:LYS:HG3	1.79	0.65
9:CL:18:PHE:HD1	9:CL:62:TYR:HD2	1.45	0.65
19:CV:31:ILE:HG22	19:CV:50:ALA:H	1.61	0.65

*Continued on next page...*

*Continued from previous page...*

Atom-1	Atom-2	Interatomic distance (Å)	Clash overlap (Å)
25:DA:90:U:H2'	25:DA:91:A:H5''	1.77	0.65
25:DA:617:G:OP1	29:DF:40:GLN:HG2	1.95	0.65
25:DA:2364:C:C2'	25:DA:2365:G:H5'	2.27	0.65
28:DE:36:ARG:HH11	28:DE:36:ARG:HG2	1.60	0.65
28:DE:53:PRO:O	28:DE:54:GLN:C	2.35	0.65
31:DH:48:GLY:O	31:DH:49:VAL:HG13	1.97	0.65
44:DU:17:SER:OG	44:DU:18:GLY:O	2.13	0.65
1:AA:1305:G:H22	1:AA:1331:G:C2'	2.01	0.65
25:BA:581:C:H2'	25:BA:582:G:H8	1.62	0.65
25:BA:2150:U:H2'	25:BA:2151:G:C8	2.31	0.65
30:BG:133:LEU:CD2	30:BG:157:ILE:HB	2.27	0.65
36:BP:39:PRO:HA	36:BP:97:VAL:O	1.97	0.65
38:BQ:9:ARG:O	38:BQ:12:PHE:N	2.30	0.65
42:BS:79:GLY:HA3	42:BS:100:THR:HG22	1.77	0.65
1:CA:660:G:H2'	1:CA:661:G:O4'	1.95	0.65
1:CA:1320:C:H2'	1:CA:1321:C:H6	1.59	0.65
3:CF:29:TYR:OH	14:CQ:54:PRO:HD2	1.96	0.65
3:CF:138:VAL:HG23	3:CF:151:VAL:HG23	1.79	0.65
4:CG:178:VAL:HG12	4:CG:179:GLU:H	1.62	0.65
12:CO:110:VAL:CG2	12:CO:120:TYR:HB3	2.26	0.65
25:DA:443:A:H1'	25:DA:1201:C:O4'	1.96	0.65
25:DA:627:A:N7	35:DO:84:ASN:ND2	2.45	0.65
25:DA:2137:C:N4	25:DA:2154:G:H1	1.94	0.65
36:DP:54:MET:CE	36:DP:118:LEU:HD23	2.26	0.65
36:DP:88:GLY:O	36:DP:89:ASN:HB2	1.95	0.65
44:DU:87:LYS:HB3	44:DU:92:ASN:HB3	1.79	0.65
45:DV:115:GLY:HA3	45:DV:174:VAL:CG1	2.27	0.65
1:AA:827:U:C5	1:AA:872:A:N1	2.64	0.65
3:AF:123:GLN:O	3:AF:128:PHE:HB2	1.97	0.65
12:AO:40:VAL:HG21	12:AO:78:GLN:O	1.96	0.65
25:BA:1188:U:C4'	41:B2:79:VAL:HG22	2.27	0.65
35:BO:47:ASP:OD1	35:BO:50:ARG:NH2	2.29	0.65
37:B0:9:LYS:HA	37:B0:17:ARG:NE	2.12	0.65
38:BQ:88:ASP:OD1	38:BQ:90:GLY:N	2.29	0.65
39:BR:60:THR:HG22	39:BR:77:PRO:HA	1.77	0.65
40:B1:79:PHE:HE1	40:B1:106:PHE:CZ	2.15	0.65
41:B2:38:LEU:O	41:B2:51:VAL:HG13	1.97	0.65
48:BW:50:ILE:O	48:BW:54:LYS:HB2	1.96	0.65
1:CA:719:C:C5	1:CA:720:C:C4	2.85	0.65
1:CA:920:U:H2'	1:CA:921:U:C6	2.31	0.65
13:CP:3:ARG:HH11	30:DG:113:ARG:HH21	1.45	0.65

*Continued on next page...*

*Continued from previous page...*

Atom-1	Atom-2	Interatomic distance (Å)	Clash overlap (Å)
19:CV:39:THR:HG22	19:CV:40:ILE:H	1.61	0.65
25:DA:38:A:H2'	25:DA:39:C:C6	2.32	0.65
25:DA:1332:G:N2	25:DA:1610:A:H8	1.95	0.65
25:DA:2820:A:O2'	25:DA:2821:A:OP1	2.14	0.65
27:DD:35:LYS:HG2	27:DD:64:ILE:H	1.59	0.65
39:DR:65:LYS:HE2	39:DR:67:SER:HB2	1.79	0.65
44:DU:87:LYS:O	44:DU:88:LYS:HD3	1.97	0.65
1:AA:723:U:H2'	1:AA:723:U:O2	1.97	0.65
1:AA:1432:G:OP1	39:BR:107:ASP:HB2	1.96	0.65
2:AE:215:LEU:O	2:AE:219:VAL:HG23	1.97	0.65
25:BA:323:G:H5'	29:BF:169:ASN:HD21	1.62	0.65
25:BA:594:U:H5'	54:B8:61:LEU:CD1	2.27	0.65
25:BA:1021:A:H61	25:BA:1142(A):A:N6	1.94	0.65
26:BB:42:C:O2'	30:BG:67:LYS:HE3	1.96	0.65
27:BD:130:ALA:C	27:BD:131:LEU:HD12	2.17	0.65
31:BH:9:ILE:H	31:BH:9:ILE:HD12	1.62	0.65
36:BP:19:GLY:O	36:BP:21:THR:OG1	2.10	0.65
38:BQ:35:ILE:HD11	38:BQ:101:LEU:HD23	1.79	0.65
44:BU:81:LYS:HG2	44:BU:96:ILE:HB	1.79	0.65
51:B5:20:ARG:HG3	51:B5:23:HIS:CD2	2.32	0.65
13:CP:40:ASN:HB3	13:CP:43:THR:HG23	1.77	0.65
16:CS:48:TRP:HH2	16:CS:76:GLN:HE22	1.43	0.65
25:DA:195:A:OP1	35:DO:46:LYS:HE3	1.96	0.65
25:DA:797:C:OP2	29:DF:62:ARG:HG3	1.98	0.65
25:DA:932:G:H4'	25:DA:933:A:O5'	1.96	0.65
25:DA:986:C:C2'	25:DA:987:G:H5'	2.27	0.65
25:DA:1485:G:C2'	25:DA:1486:A:H5'	2.27	0.65
25:DA:1678:G:N2	25:DA:1989:G:N2	2.44	0.65
25:DA:2854:G:N2	25:DA:2864:G:N3	2.45	0.65
28:DE:103:ASP:OD1	28:DE:201:THR:HG23	1.97	0.65
33:DM:42:TRP:O	40:D1:64:ARG:NH2	2.30	0.65
36:DP:26:TYR:HE1	36:DP:139:GLU:CB	1.93	0.65
36:DP:79:LEU:CD1	36:DP:80:GLU:HB2	2.26	0.65
47:DZ:4:VAL:HG11	47:DZ:11:ARG:NH1	2.12	0.65
4:AG:107:ARG:HH22	4:AG:194:LEU:HD11	1.60	0.64
20:AW:9:ASN:O	20:AW:9:ASN:ND2	2.30	0.64
23:AD:57:C:H42	25:BA:2112:G:H1	1.43	0.64
26:BB:15:A:O2'	26:BB:109:G:C8	2.48	0.64
28:BE:35:GLN:HG3	28:BE:36:ARG:N	2.09	0.64
54:B8:26:LYS:HB3	54:B8:44:LYS:HG3	1.79	0.64
1:CA:1119:C:OP2	9:CL:9:ARG:NH2	2.30	0.64

*Continued on next page...*

*Continued from previous page...*

Atom-1	Atom-2	Interatomic distance (Å)	Clash overlap (Å)
1:CA:1190:G:H3'	3:CF:3:ASN:ND2	2.12	0.64
2:CE:92:TYR:CD2	2:CE:151:GLY:HA3	2.31	0.64
2:CE:231:GLU:HB3	2:CE:232:PRO:HD2	1.77	0.64
20:CW:26:ASN:HB2	20:CW:71:THR:HG23	1.78	0.64
27:DD:28:GLU:HB3	27:DD:29:PRO:HD2	1.77	0.64
28:DE:128:SER:O	28:DE:129:HIS:HB2	1.96	0.64
29:DF:34:TRP:CE3	35:DO:8:PRO:HB3	2.32	0.64
29:DF:123:LEU:O	29:DF:123:LEU:HD12	1.96	0.64
30:DG:109:VAL:HG11	30:DG:142:PRO:HD3	1.79	0.64
31:DH:4:ILE:HG13	31:DH:6:ARG:HG2	1.79	0.64
32:DK:25:TYR:CE2	32:DK:29:TYR:CD2	2.85	0.64
45:DV:76:LEU:HD23	45:DV:76:LEU:N	2.11	0.64
45:DV:108:PRO:HA	45:DV:143:GLY:H	1.62	0.64
3:AF:152:ILE:HG13	3:AF:167:TRP:HB2	1.79	0.64
7:AJ:22:LEU:HD23	7:AJ:62:PHE:CE2	2.32	0.64
9:AL:83:ARG:HA	9:AL:86:VAL:HG12	1.79	0.64
19:AV:40:ILE:HD11	19:AV:62:ILE:CG2	2.26	0.64
25:BA:370:G:H4'	25:BA:371:A:OP2	1.96	0.64
25:BA:598:G:H1'	35:BO:12:ALA:HB2	1.79	0.64
25:BA:2312:U:O2	30:BG:42:GLY:HA3	1.97	0.64
25:BA:2590:A:OP2	27:BD:237:GLU:HB3	1.97	0.64
30:BG:83:ARG:CG	30:BG:86:MET:HE1	2.20	0.64
32:BK:106:GLY:C	32:BK:107:VAL:HG22	2.17	0.64
33:BM:96:GLU:O	33:BM:96:GLU:CG	2.45	0.64
36:BP:17:LEU:HD13	36:BP:39:PRO:HB2	1.79	0.64
39:BR:93:ARG:HH11	39:BR:93:ARG:HG3	1.63	0.64
40:B1:79:PHE:HD2	40:B1:79:PHE:C	2.00	0.64
1:CA:1090:U:H2'	1:CA:1091:U:C6	2.32	0.64
25:DA:780:G:N2	25:DA:783:A:H62	1.91	0.64
25:DA:1204:A:C2	25:DA:1241:A:N1	2.66	0.64
25:DA:2689:U:C4'	25:DA:2690:C:H5'	2.28	0.64
29:DF:153:SER:OG	29:DF:190:GLU:HG3	1.97	0.64
31:DH:150:ALA:O	31:DH:152:ARG:N	2.30	0.64
31:DH:169:VAL:HG13	31:DH:170:ARG:H	1.62	0.64
1:AA:195:A:C5	1:AA:196:A:N1	2.65	0.64
1:AA:1226:C:OP2	13:AP:103:THR:OG1	2.13	0.64
16:AS:17:TYR:CE1	16:AS:41:PRO:HG3	2.33	0.64
23:AD:15:G:H2'	23:AD:60:A:H2	1.61	0.64
25:BA:1019:U:O2'	25:BA:1021:A:C2	2.49	0.64
40:B1:90:VAL:HG12	40:B1:91:ASP:HA	1.78	0.64
54:B8:36:LYS:CD	54:B8:40:GLU:HG2	2.27	0.64

*Continued on next page...*

*Continued from previous page...*

Atom-1	Atom-2	Interatomic distance (Å)	Clash overlap (Å)
1:CA:77:C:H42	1:CA:92:G:H1	1.42	0.64
2:CE:121:LEU:HD23	2:CE:127:ILE:HG12	1.80	0.64
12:CO:26:ALA:HA	12:CO:98:TYR:HE2	1.61	0.64
13:CP:91:ARG:NH2	13:CP:96:LEU:HD13	2.12	0.64
25:DA:2314:C:O2'	25:DA:2315:G:H5'	1.97	0.64
25:DA:2689:U:C5'	25:DA:2690:C:H5'	2.28	0.64
27:DD:35:LYS:HD3	27:DD:63:ARG:HB3	1.79	0.64
38:DQ:85:VAL:HG12	38:DQ:86:ALA:H	1.61	0.64
41:D2:75:PHE:CD2	41:D2:81:TYR:CD1	2.85	0.64
44:DU:81:LYS:HB3	44:DU:82:PRO:HD2	1.80	0.64
1:AA:105:G:H2'	1:AA:106:C:H6	1.63	0.64
1:AA:114:U:O2'	1:AA:115:G:H5'	1.97	0.64
1:AA:452:A:OP2	16:AS:43:LYS:NZ	2.30	0.64
1:AA:724:G:O2'	1:AA:725:G:H5'	1.97	0.64
1:AA:1263:C:H2'	1:AA:1264:C:H6	1.62	0.64
3:AF:7:PRO:O	3:AF:11:ARG:HG2	1.97	0.64
25:BA:34:C:O4'	25:BA:34:C:OP2	2.15	0.64
25:BA:550:G:O2'	25:BA:1220:A:N3	2.25	0.64
28:BE:81:ILE:HG21	28:BE:84:PHE:HD1	1.55	0.64
32:BK:131:LYS:HB3	32:BK:132:PRO:HA	1.79	0.64
41:B2:47:VAL:HG23	41:B2:48:GLY:N	2.10	0.64
1:CA:973:G:N3	10:CM:55:LYS:CE	2.60	0.64
1:CA:1160:G:O6	1:CA:1181:G:C6	2.51	0.64
5:CH:73:ASN:N	5:CH:73:ASN:OD1	2.31	0.64
9:CL:16:ARG:O	9:CL:63:ILE:HG23	1.98	0.64
28:DE:62:PRO:C	28:DE:64:LYS:H	2.00	0.64
31:DH:9:ILE:HD12	31:DH:49:VAL:HG21	1.79	0.64
1:AA:719:C:O2'	18:AU:49:LYS:HB3	1.96	0.64
1:AA:1032(B):G:H2'	1:AA:1033:G:C8	2.32	0.64
6:AI:89:MET:HE1	18:AU:76:LEU:HD23	1.78	0.64
25:BA:592:G:H21	54:B8:4:MET:HE1	1.60	0.64
25:BA:1062:G:N3	25:BA:1077:A:N6	2.46	0.64
28:BE:35:GLN:NE2	28:BE:37:ARG:HH12	1.95	0.64
30:BG:78:SER:O	30:BG:79:ASN:C	2.36	0.64
45:BV:151:HIS:HD2	45:BV:168:GLU:HG3	1.62	0.64
1:CA:963:G:N2	10:CM:55:LYS:HD3	1.99	0.64
25:DA:2125:G:N2	25:DA:2172:U:O5'	2.28	0.64
25:DA:2772:C:H5'	28:DE:168:MET:HE3	1.78	0.64
36:DP:65:PHE:O	36:DP:66:ILE:C	2.35	0.64
1:AA:474:G:H2'	1:AA:475:G:C8	2.33	0.64
16:AS:49:LEU:HD12	16:AS:50:LYS:N	2.13	0.64

*Continued on next page...*



*Continued from previous page...*

Atom-1	Atom-2	Interatomic distance (Å)	Clash overlap (Å)
18:AU:36:ASN:HD22	18:AU:36:ASN:H	1.44	0.64
25:BA:1486:A:H2'	25:BA:1487:G:H8	1.61	0.64
25:BA:2580:U:H4'	28:BE:130:GLY:HA3	1.79	0.64
28:BE:26:ILE:CD1	28:BE:198:VAL:CG2	2.74	0.64
28:BE:92:THR:O	28:BE:95:ILE:HG12	1.97	0.64
32:BK:46:ALA:O	32:BK:50:ARG:HD3	1.97	0.64
38:BQ:111:GLU:HA	38:BQ:111:GLU:OE1	1.97	0.64
46:B3:23:VAL:HA	46:B3:38:VAL:HG22	1.79	0.64
50:B4:16:CYS:SG	50:B4:17:GLY:N	2.71	0.64
52:B6:24:GLU:HG3	52:B6:25:LYS:H	1.63	0.64
54:B8:36:LYS:HB2	54:B8:40:GLU:CG	2.23	0.64
1:CA:1374:A:H2'	1:CA:1375:A:H5'	1.80	0.64
3:CF:70:VAL:HG11	3:CF:76:VAL:HG11	1.79	0.64
3:CF:73:PRO:O	3:CF:76:VAL:HG22	1.98	0.64
10:CM:4:ILE:HD13	10:CM:100:THR:CG2	2.27	0.64
20:CW:49:ALA:HA	20:CW:52:ALA:HB3	1.80	0.64
25:DA:988:A:H3'	49:DX:11:SER:OG	1.98	0.64
25:DA:1012:U:C4	33:DM:25:ARG:HD3	2.32	0.64
25:DA:2191:G:HO2'	25:DA:2192:G:P	2.19	0.64
25:DA:2765:A:H2	25:DA:2766:G:O4'	1.80	0.64
29:DF:28:ILE:HA	29:DF:112:MET:HE3	1.79	0.64
33:DM:62:VAL:HG22	33:DM:66:LYS:HD2	1.80	0.64
36:DP:35:VAL:HG22	36:DP:130:LYS:HB3	1.79	0.64
37:D0:87:TYR:CE1	37:D0:117:VAL:HG12	2.26	0.64
38:DQ:88:ASP:OD2	38:DQ:89:ARG:N	2.30	0.64
39:DR:50:ILE:HD11	39:DR:102:ILE:CD1	2.25	0.64
39:DR:56:GLY:O	39:DR:59:THR:HG23	1.97	0.64
41:D2:72:VAL:O	41:D2:84:LYS:HB3	1.96	0.64
45:DV:116:VAL:HG12	45:DV:117:LEU:H	1.61	0.64
45:DV:144:LEU:C	45:DV:146:ILE:H	1.99	0.64
1:AA:411:A:N7	1:AA:413:G:N3	2.45	0.64
1:AA:659:U:C2	1:AA:660:G:C8	2.86	0.64
1:AA:976:G:OP1	14:AQ:32:SER:N	2.29	0.64
1:AA:1027:C:H4'	1:AA:1028:C:OP1	1.97	0.64
2:AE:88:ALA:HB2	2:AE:219:VAL:HG13	1.80	0.64
6:AI:62:TRP:CH2	6:AI:64:GLN:HG3	2.33	0.64
8:AK:88:LYS:HB3	8:AK:89:PRO:HD2	1.77	0.64
25:BA:140:A:H8	25:BA:1408:C:O2'	1.81	0.64
25:BA:1061:U:H1'	25:BA:1070:A:C2	2.33	0.64
25:BA:1118:C:H2'	25:BA:1119:C:C6	2.33	0.64
25:BA:1416:G:O2'	25:BA:1417:C:O5'	2.12	0.64

*Continued on next page...*

*Continued from previous page...*

Atom-1	Atom-2	Interatomic distance (Å)	Clash overlap (Å)
25:BA:2444:G:OP2	29:BF:68:LYS:CE	2.46	0.64
26:BB:73:A:C2'	26:BB:74:U:H5'	2.28	0.64
28:BE:57:LYS:O	28:BE:59:VAL:N	2.30	0.64
31:BH:153:LYS:HD2	31:BH:153:LYS:N	2.11	0.64
39:BR:31:SER:OG	39:BR:85:LYS:HE2	1.98	0.64
1:CA:273:A:C2'	1:CA:274:A:H5'	2.27	0.64
1:CA:560:U:H5'	1:CA:566:G:N2	2.12	0.64
1:CA:1142:G:H2'	1:CA:1143:G:O4'	1.98	0.64
1:CA:1216:G:H2'	1:CA:1217:C:C6	2.32	0.64
3:CF:27:LYS:NZ	3:CF:27:LYS:HB3	2.13	0.64
22:CB:3:C:H6	22:CB:3:C:O5'	1.80	0.64
22:CB:44:G:H2'	22:CB:45:U:O4'	1.97	0.64
23:CD:15:G:N2	23:CD:49:C:C2	2.64	0.64
25:DA:70:G:H21	25:DA:71:A:H62	1.46	0.64
25:DA:105:C:O2'	44:DU:2:ARG:HD2	1.98	0.64
25:DA:857:C:H4'	46:D3:23:VAL:HG21	1.79	0.64
25:DA:872:A:C5	25:DA:906:G:C2	2.86	0.64
27:DD:72:LYS:HE2	27:DD:101:GLU:OE2	1.98	0.64
28:DE:79:ARG:O	28:DE:80:GLU:HG3	1.98	0.64
28:DE:151:TYR:HD2	28:DE:154:LYS:NZ	1.96	0.64
29:DF:25:PRO:HB3	29:DF:28:ILE:CG1	2.28	0.64
30:DG:109:VAL:HG13	50:D4:33:VAL:CG1	2.27	0.64
46:D3:72:ARG:HB2	46:D3:75:LEU:HB2	1.80	0.64
1:AA:438:G:O2'	1:AA:439:A:H5''	1.98	0.64
1:AA:695:A:OP1	11:AN:52:GLY:HA3	1.97	0.64
1:AA:1502:A:H2	1:AA:1505:G:N2	1.95	0.64
14:AQ:21:TYR:HE2	14:AQ:23:ARG:NE	1.96	0.64
25:BA:70:G:H21	25:BA:71:A:H62	1.43	0.64
25:BA:1021:A:H8	25:BA:1022:G:H5''	1.62	0.64
25:BA:2199:A:H3'	25:BA:2205:C:H6	1.63	0.64
25:BA:2849:U:H4'	25:BA:2868:A:C2	2.33	0.64
38:BQ:83:LYS:C	38:BQ:109:GLY:HA2	2.12	0.64
1:CA:1128:C:C4	1:CA:1139:G:C2	2.85	0.64
9:CL:53:VAL:HG13	9:CL:95:LYS:HE3	1.78	0.64
22:CB:27:G:H5'	22:CB:28:C:OP2	1.97	0.64
22:CB:85:C:C6	25:DA:2555:U:O2	2.50	0.64
25:DA:2147:G:H2'	25:DA:2148:G:O4'	1.96	0.64
32:DK:77:LEU:HD12	32:DK:78:THR:H	1.62	0.64
16:AS:15:PRO:O	16:AS:16:HIS:ND1	2.30	0.64
25:BA:1216:G:P	40:B1:12:ARG:HH21	2.20	0.64
25:BA:2171:A:H2'	25:BA:2172:U:H6	1.62	0.64

*Continued on next page...*

*Continued from previous page...*

Atom-1	Atom-2	Interatomic distance (Å)	Clash overlap (Å)
28:BE:51:PHE:O	28:BE:52:LEU:C	2.34	0.64
28:BE:59:VAL:C	28:BE:60:ASN:ND2	2.51	0.64
37:B0:104:ARG:HH11	37:B0:104:ARG:CG	2.11	0.64
40:B1:112:ARG:HH11	40:B1:112:ARG:HG3	1.61	0.64
44:BU:96:ILE:HG12	44:BU:99:CYS:O	1.98	0.64
51:B5:40:LYS:CD	51:B5:46:CYS:HB3	2.27	0.64
1:CA:421:U:H2'	1:CA:421:U:O2	1.98	0.64
1:CA:652:U:H1'	1:CA:653:A:H2	1.62	0.64
1:CA:1121:U:C2'	1:CA:1122:U:H5'	2.28	0.64
10:CM:17:ASP:HB2	10:CM:70:ARG:NH2	2.12	0.64
23:CD:55:U:N3	23:CD:56:U:C5	2.66	0.64
25:DA:140:A:H8	25:DA:1408:C:O2'	1.81	0.64
32:DK:25:TYR:HE2	32:DK:29:TYR:CD2	2.16	0.64
33:DM:19:GLU:HG3	33:DM:59:LYS:HB3	1.80	0.64
35:DO:39:LYS:HD2	35:DO:45:LEU:CD2	2.28	0.64
35:DO:85:LEU:HA	35:DO:88:LEU:CB	2.28	0.64
36:DP:33:GLY:HA2	36:DP:105:GLU:CB	2.27	0.64
38:DQ:110:LEU:HD23	38:DQ:112:PHE:CE2	2.33	0.64
1:AA:667:G:H4'	15:AR:51:HIS:CE1	2.33	0.64
19:AV:63:THR:O	19:AV:66:MET:HG3	1.98	0.64
20:AW:10:LEU:HD23	20:AW:12:ALA:HB3	1.75	0.64
25:BA:1171:G:C5	25:BA:1174:A:N6	2.66	0.64
25:BA:1192:G:C2'	25:BA:1193:G:H5'	2.28	0.64
25:BA:2562:U:H1'	34:BN:23:ARG:NH1	2.13	0.64
28:BE:23:VAL:CB	28:BE:185:LYS:HA	2.26	0.64
29:BF:134:GLY:HA2	29:BF:166:ALA:HB2	1.79	0.64
35:BO:11:GLY:O	35:BO:13:ASN:N	2.30	0.64
45:BV:157:LEU:HD11	45:BV:163:LEU:HD21	1.79	0.64
16:CS:8:ARG:HD2	16:CS:17:TYR:CE2	2.33	0.64
19:CV:41:VAL:HG22	50:D4:63:TYR:OH	1.98	0.64
25:DA:2446:G:C2'	25:DA:2447:G:H5''	2.28	0.64
28:DE:199:ARG:HG2	28:DE:200:GLU:H	1.61	0.64
54:D8:49:VAL:HG23	54:D8:50:LEU:N	2.13	0.64
1:AA:8:A:N6	4:AG:205:GLU:O	2.31	0.63
1:AA:51:A:OP2	1:AA:52:G:H8	1.80	0.63
1:AA:173:U:H5''	1:AA:197:A:O4'	1.98	0.63
3:AF:78:GLY:O	3:AF:79:ARG:HG2	1.98	0.63
21:AX:5:ASP:O	21:AX:11:GLY:HA3	1.97	0.63
23:AC:48:U:H4'	23:AC:49:C:H5'	1.80	0.63
25:BA:2137:C:N4	25:BA:2154:G:H1	1.95	0.63
47:BZ:83:GLU:HG2	47:BZ:84:GLY:N	2.13	0.63

*Continued on next page...*

*Continued from previous page...*

Atom-1	Atom-2	Interatomic distance (Å)	Clash overlap (Å)
52:B6:12:GLU:HB3	52:B6:23:THR:HG22	1.81	0.63
1:CA:689:C:C2'	1:CA:690:G:H5'	2.28	0.63
1:CA:1178:G:H5'	9:CL:93:ARG:HH21	1.63	0.63
3:CF:18:TRP:HE1	14:CQ:55:GLY:H	1.45	0.63
23:CC:7:G:H1	23:CC:67:C:H42	1.46	0.63
23:CC:32:G:C4	23:CC:33:C:C5	2.86	0.63
25:DA:1310:G:OP2	53:D7:9:ARG:HD2	1.97	0.63
25:DA:1332:G:N2	25:DA:1610:A:C8	2.66	0.63
25:DA:2187:G:H2'	25:DA:2188:C:O4'	1.98	0.63
31:DH:86:GLU:HA	31:DH:132:ARG:HB2	1.78	0.63
43:DT:50:LYS:N	43:DT:87:GLN:HE22	1.95	0.63
1:AA:7:G:H5'	1:AA:298:A:O4'	1.97	0.63
1:AA:1065:U:H1'	1:AA:1066:C:OP2	1.98	0.63
1:AA:1391:U:H2'	1:AA:1392:G:H8	1.63	0.63
7:AJ:16:LEU:HD12	9:AL:42:ARG:HA	1.80	0.63
8:AK:41:ARG:HH11	8:AK:41:ARG:HG3	1.63	0.63
10:AM:96:ILE:HD13	10:AM:96:ILE:H	1.62	0.63
12:AO:126:LYS:HG3	12:AO:128:ALA:H	1.63	0.63
13:AP:60:VAL:HG12	13:AP:66:LEU:HD11	1.80	0.63
19:AV:24:ALA:O	19:AV:25:LYS:HB3	1.97	0.63
25:BA:1188:U:C2'	25:BA:1189:A:H5'	2.28	0.63
27:BD:35:LYS:HZ3	27:BD:104:TYR:HB2	1.63	0.63
28:BE:35:GLN:HB3	28:BE:48:GLN:CB	2.28	0.63
39:BR:16:ARG:HE	39:BR:19:LEU:HD21	1.62	0.63
52:B6:15:GLU:CG	52:B6:16:CYS:N	2.61	0.63
4:CG:178:VAL:HG12	4:CG:179:GLU:N	2.13	0.63
9:CL:77:ILE:O	9:CL:81:ILE:HG12	1.97	0.63
23:CD:7:G:H3'	23:CD:8:U:C5'	2.27	0.63
25:DA:907:U:O2'	36:DP:101:ARG:NH2	2.30	0.63
25:DA:1065:U:H3	25:DA:1073:A:H61	1.45	0.63
25:DA:1342:A:C6	25:DA:1397:U:C5	2.86	0.63
25:DA:2401:U:H2'	25:DA:2402:C:H5''	1.81	0.63
28:DE:12:THR:HG22	39:DR:58:ASN:HD21	1.63	0.63
28:DE:48:GLN:HE22	28:DE:78:LEU:HD13	1.60	0.63
1:AA:310:G:P	16:AS:27:LYS:NZ	2.71	0.63
1:AA:677:U:H3	1:AA:713:G:H22	1.47	0.63
1:AA:1004:A:H5''	1:AA:1025:U:O4	1.98	0.63
2:AE:111:ARG:HG2	2:AE:111:ARG:NH1	2.12	0.63
4:AG:153:ARG:NH1	4:AG:181:MET:HG3	2.13	0.63
25:BA:957:A:N1	25:BA:2458:G:H4'	2.13	0.63
1:CA:1252:A:H61	1:CA:1285:A:H61	1.45	0.63

*Continued on next page...*

*Continued from previous page...*

Atom-1	Atom-2	Interatomic distance (Å)	Clash overlap (Å)
2:CE:237:ALA:O	2:CE:238:LEU:HB3	1.98	0.63
23:CD:15:G:N7	23:CD:16:C:H5	1.96	0.63
25:DA:673:C:H5'	25:DA:673:C:H6	1.63	0.63
25:DA:1062:G:O6	25:DA:1075:C:N4	2.31	0.63
25:DA:1225:C:O3'	41:D2:85:LYS:HA	1.97	0.63
25:DA:1856:G:C2'	25:DA:1857:G:H5'	2.27	0.63
27:DD:49:ILE:CD1	27:DD:52:ARG:HA	2.25	0.63
27:DD:137:PRO:O	27:DD:140:THR:HG23	1.98	0.63
34:DN:68:GLU:HB3	34:DN:78:ARG:HH11	1.62	0.63
12:AO:6:THR:H	12:AO:9:GLN:NE2	1.97	0.63
12:AO:126:LYS:HE3	12:AO:128:ALA:HB3	1.81	0.63
25:BA:404:C:H1'	25:BA:405:U:OP2	1.98	0.63
25:BA:1761:C:H42	25:BA:1762:A:H62	1.47	0.63
25:BA:1771:C:HO2'	25:BA:1786:A:H8	1.44	0.63
25:BA:2131:G:H1'	25:BA:2158:A:H62	1.62	0.63
26:BB:108:C:H5'	26:BB:109:G:O5'	1.98	0.63
28:BE:59:VAL:HG13	28:BE:63:LEU:HB3	1.81	0.63
30:BG:83:ARG:HG3	30:BG:86:MET:HE1	1.67	0.63
2:CE:185:ILE:HG22	2:CE:199:TYR:HB2	1.80	0.63
9:CL:88:TYR:HB3	9:CL:89:ASN:ND2	2.13	0.63
25:DA:67:U:N3	25:DA:74:A:H2	1.94	0.63
25:DA:303:U:H2'	25:DA:304:G:O4'	1.98	0.63
25:DA:1025:G:C4	25:DA:1135:C:H1'	2.34	0.63
25:DA:1856:G:H2'	25:DA:1857:G:H5'	1.81	0.63
25:DA:2745:C:H4'	31:DH:142:GLY:O	1.98	0.63
28:DE:137:HIS:HB3	28:DE:138:PRO:HD2	1.80	0.63
38:DQ:26:LEU:HB3	38:DQ:87:PHE:HA	1.81	0.63
38:DQ:87:PHE:CZ	38:DQ:102:ALA:HB2	2.32	0.63
41:D2:29:PRO:O	41:D2:61:VAL:HG12	1.99	0.63
1:AA:262:A:H2'	1:AA:263:A:C8	2.32	0.63
1:AA:428:G:C8	1:AA:430:A:C4	2.86	0.63
1:AA:1004:A:C8	1:AA:1036:G:N1	2.59	0.63
1:AA:1490:C:O2'	1:AA:1491:G:H5'	1.98	0.63
2:AE:61:LEU:HD23	2:AE:68:ILE:HD12	1.80	0.63
10:AM:32:ALA:HB3	10:AM:76:ASN:HB2	1.79	0.63
16:AS:17:TYR:HE1	16:AS:41:PRO:HG3	1.64	0.63
25:BA:1021:A:H62	25:BA:1141:U:H3	1.47	0.63
25:BA:2552:U:H2'	25:BA:2554:U:OP2	1.99	0.63
26:BB:66:A:H61	26:BB:107:U:H2'	1.63	0.63
28:BE:81:ILE:CG2	28:BE:84:PHE:HB3	2.26	0.63
31:BH:9:ILE:HD12	31:BH:9:ILE:N	2.14	0.63

*Continued on next page...*

*Continued from previous page...*

Atom-1	Atom-2	Interatomic distance (Å)	Clash overlap (Å)
44:BU:97:ARG:NE	44:BU:98:VAL:HG23	2.12	0.63
1:CA:1306:A:N6	1:CA:1331:G:O2'	2.32	0.63
1:CA:1386:G:C2	1:CA:1387:G:C8	2.85	0.63
14:CQ:27:CYS:O	14:CQ:27:CYS:SG	2.56	0.63
15:CR:2:PRO:HB2	15:CR:3:ILE:HD13	1.81	0.63
19:CV:45:VAL:HA	19:CV:62:ILE:HG22	1.80	0.63
25:DA:671:C:OP1	35:DO:42:SER:O	2.15	0.63
25:DA:2470:G:OP2	36:DP:56:ARG:NH2	2.31	0.63
27:DD:267:SER:O	27:DD:268:ARG:HB3	1.98	0.63
28:DE:38:THR:CG2	28:DE:40:GLU:HB2	2.29	0.63
28:DE:202:LYS:HD2	28:DE:202:LYS:N	2.14	0.63
36:DP:34:LEU:HD11	36:DP:129:THR:HB	1.81	0.63
45:DV:53:ILE:HG22	45:DV:71:VAL:O	1.99	0.63
47:DZ:91:LYS:HG3	47:DZ:92:LYS:N	2.13	0.63
54:D8:50:LEU:O	54:D8:51:ALA:CB	2.46	0.63
2:AE:80:ILE:HD13	2:AE:212:GLN:HB2	1.81	0.63
2:AE:174:VAL:HG13	2:AE:184:VAL:HG11	1.81	0.63
9:AL:45:ALA:O	9:AL:78:LYS:NZ	2.26	0.63
10:AM:35:SER:OG	10:AM:73:ASP:HB2	1.99	0.63
25:BA:142:G:H1'	43:BT:37:THR:CG2	2.28	0.63
25:BA:889:C:H3'	25:BA:890:A:C4'	2.29	0.63
25:BA:1049:C:H2'	25:BA:1050:A:C5'	2.28	0.63
25:BA:1777:U:O2'	25:BA:1778:U:H5'	1.98	0.63
25:BA:2065:C:H2'	25:BA:2066:C:C6	2.34	0.63
25:BA:2789:C:H1'	25:BA:2892:A:H2	1.63	0.63
31:BH:109:PHE:CE2	31:BH:152:ARG:NH1	2.67	0.63
1:CA:1084:G:H2'	1:CA:1085:U:C6	2.33	0.63
22:CB:21:A:H1'	22:CB:22:G:C5'	2.27	0.63
23:CD:15:G:H2'	23:CD:15:G:N3	2.11	0.63
25:DA:486:C:H4'	42:DS:60:ASN:ND2	2.14	0.63
25:DA:846:C:C2	25:DA:847:U:C5	2.87	0.63
26:DB:56:G:H4'	26:DB:57:A:C8	2.33	0.63
26:DB:104:A:H2'	26:DB:105:G:O4'	1.99	0.63
28:DE:51:PHE:O	28:DE:74:PRO:CB	2.46	0.63
35:DO:47:ASP:OD2	35:DO:49:ARG:NE	2.32	0.63
35:DO:64:LYS:HD2	54:D8:25:MET:CE	2.28	0.63
38:DQ:11:LYS:HD2	38:DQ:15:ARG:NH2	2.13	0.63
40:D1:98:LEU:O	40:D1:99:ALA:HB3	1.98	0.63
41:D2:49:THR:HB	41:D2:50:PRO:HD3	1.80	0.63
41:D2:71:LEU:N	41:D2:86:GLY:CA	2.62	0.63
1:AA:486:U:H2'	1:AA:487:A:C8	2.34	0.63

*Continued on next page...*

*Continued from previous page...*

Atom-1	Atom-2	Interatomic distance (Å)	Clash overlap (Å)
3:AF:70:VAL:HG12	3:AF:72:LYS:N	2.13	0.63
3:AF:181:ASN:ND2	3:AF:204:LEU:HB2	2.12	0.63
23:AD:41:C:H2'	23:AD:42:C:H6	1.63	0.63
25:BA:142:G:H1'	43:BT:37:THR:HG21	1.81	0.63
25:BA:1916:A:H5'	25:BA:1917:U:OP2	1.99	0.63
47:BZ:91:LYS:O	47:BZ:93:GLU:N	2.32	0.63
1:CA:1028(A):C:H42	1:CA:1032(B):G:H1	1.47	0.63
9:CL:18:PHE:HD1	9:CL:62:TYR:CD2	2.16	0.63
11:CN:99:GLN:HG2	11:CN:105:VAL:HG21	1.81	0.63
23:CD:6:G:H1	23:CD:68:C:H42	1.44	0.63
25:DA:635:C:O2'	25:DA:639:U:OP1	2.15	0.63
25:DA:2162:G:H2'	25:DA:2163:C:C6	2.33	0.63
25:DA:2173:A:H2'	25:DA:2173:A:N3	2.14	0.63
25:DA:2724:C:OP1	28:DE:118:LYS:HE3	1.98	0.63
26:DB:89:G:H8	26:DB:89:G:OP2	1.81	0.63
35:DO:85:LEU:HB3	35:DO:114:ILE:CD1	2.28	0.63
36:DP:57:HIS:ND1	36:DP:57:HIS:O	2.32	0.63
36:DP:84:GLY:O	36:DP:85:LYS:HB2	1.98	0.63
39:DR:53:ARG:O	39:DR:53:ARG:HG3	1.97	0.63
1:AA:229:U:O2'	16:AS:23:ASP:OD2	2.17	0.63
1:AA:397:A:N6	1:AA:548:G:C5	2.66	0.63
1:AA:1073:U:H2'	1:AA:1074:G:H8	1.64	0.63
2:AE:47:THR:O	2:AE:51:LEU:HB2	1.97	0.63
25:BA:2473:U:C2'	25:BA:2474:C:H5''	2.28	0.63
26:BB:30:C:OP2	38:BQ:32:LEU:HD11	1.99	0.63
1:CA:994:A:N7	1:CA:1216:G:H4'	2.13	0.63
3:CF:18:TRP:HE1	14:CQ:55:GLY:N	1.96	0.63
3:CF:94:LEU:HD12	3:CF:95:THR:N	2.14	0.63
23:CD:22:A:H2'	23:CD:47:G:O6	1.99	0.63
25:DA:67:U:N3	25:DA:74:A:C2	2.57	0.63
25:DA:138:G:H22	43:DT:44:GLU:CD	2.02	0.63
25:DA:479:A:H4'	25:DA:480:A:OP1	1.98	0.63
25:DA:566:U:OP1	35:DO:29:LYS:HE3	1.98	0.63
25:DA:1328:G:H2'	25:DA:1330:C:C5	2.34	0.63
25:DA:2371:G:C4'	52:D6:45:LYS:CE	2.71	0.63
35:DO:47:ASP:OD2	35:DO:49:ARG:CD	2.45	0.63
36:DP:54:MET:HE1	36:DP:118:LEU:HD23	1.80	0.63
41:D2:37:VAL:HG21	41:D2:57:VAL:HG13	1.81	0.63
45:DV:146:ILE:HD13	45:DV:175:VAL:HG23	1.79	0.63
1:AA:749:C:O2	1:AA:749:C:H2'	1.98	0.63
1:AA:1112:C:C4	3:AF:178:LEU:HD23	2.33	0.63

*Continued on next page...*

*Continued from previous page...*

Atom-1	Atom-2	Interatomic distance (Å)	Clash overlap (Å)
13:AP:58:GLU:O	13:AP:62:ASN:HB2	1.98	0.63
25:BA:587:C:N3	35:BO:33:ARG:NH1	2.46	0.63
25:BA:674:G:O2'	29:BF:74:ARG:HD3	1.99	0.63
25:BA:1056:G:O4'	25:BA:1086:A:H8	1.81	0.63
25:BA:1870:C:H2'	25:BA:1870:C:O2	1.98	0.63
25:BA:2734:A:H8	25:BA:2734:A:H5'	1.63	0.63
28:BE:78:LEU:HD12	28:BE:79:ARG:CA	2.28	0.63
35:BO:64:LYS:HD3	54:B8:25:MET:SD	2.38	0.63
52:B6:15:GLU:HG2	52:B6:16:CYS:H	1.62	0.63
1:CA:255:G:O6	1:CA:270:A:N6	2.32	0.63
1:CA:328:C:H4'	1:CA:329:A:H5'	1.80	0.63
3:CF:113:ALA:HB2	3:CF:202:ILE:HG13	1.80	0.63
8:CK:84:ARG:O	8:CK:135:CYS:HB2	1.98	0.63
13:CP:40:ASN:OD1	13:CP:41:PRO:HD2	1.99	0.63
25:DA:1600:C:O2'	53:D7:49:ARG:HD3	1.99	0.63
29:DF:132:VAL:O	29:DF:133:ASN:HB2	1.99	0.63
31:DH:124:GLU:N	31:DH:124:GLU:OE1	2.30	0.63
36:DP:75:THR:CG2	36:DP:87:LYS:HE2	2.29	0.63
44:DU:81:LYS:HB3	44:DU:82:PRO:CD	2.29	0.63
45:DV:61:LEU:HD11	45:DV:67:LEU:HD12	1.79	0.63
48:DW:17:SER:OG	48:DW:21:LEU:HD12	1.99	0.63
1:AA:149:A:C2	1:AA:150:C:N3	2.67	0.62
1:AA:1305:G:H5'	21:AX:4:GLY:HA3	1.80	0.62
1:AA:1367:C:H5'	10:AM:60:ARG:NH1	2.14	0.62
4:AG:5:ILE:CG2	4:AG:6:GLY:H	2.12	0.62
25:BA:443:A:C8	29:BF:45:ARG:HD2	2.33	0.62
25:BA:1126:A:H4'	25:BA:1127:A:O5'	1.98	0.62
25:BA:1138:G:N2	33:BM:106:MET:HE3	2.10	0.62
28:BE:53:PRO:HA	28:BE:74:PRO:CA	2.29	0.62
31:BH:4:ILE:C	31:BH:6:ARG:H	2.01	0.62
48:BW:50:ILE:CD1	48:BW:51:ARG:N	2.61	0.62
1:CA:1028(A):C:N4	1:CA:1028(B):C:H41	1.97	0.62
3:CF:119:ARG:NH2	3:CF:140:ARG:HG2	2.09	0.62
13:CP:7:VAL:HG22	30:DG:115:ARG:HB3	1.81	0.62
23:CC:24:C:C2	23:CC:25:U:C5	2.87	0.62
23:CC:41:C:H2'	23:CC:42:C:H6	1.64	0.62
23:CD:20:G:N3	23:CD:20:G:H2'	2.14	0.62
25:DA:900:A:H3'	25:DA:901:A:H8	1.64	0.62
25:DA:1047:G:H2'	25:DA:1110:G:H1	1.64	0.62
28:DE:130:GLY:O	28:DE:131:ALA:C	2.38	0.62
28:DE:179:GLU:O	28:DE:180:ASN:HB2	1.97	0.62

*Continued on next page...*



*Continued from previous page...*

Atom-1	Atom-2	Interatomic distance (Å)	Clash overlap (Å)
29:DF:31:HIS:HB2	35:DO:9:ASN:OD1	1.98	0.62
30:DG:113:ARG:HD2	50:D4:33:VAL:HG12	1.80	0.62
43:DT:72:LYS:NZ	43:DT:75:ASP:OD1	2.32	0.62
45:DV:4:ARG:HD3	45:DV:58:VAL:HG11	1.81	0.62
45:DV:175:VAL:HG13	45:DV:176:PRO:CD	2.29	0.62
46:D3:42:GLY:H	46:D3:57:PHE:HD2	1.47	0.62
51:D5:6:VAL:HG13	51:D5:7:PRO:N	2.13	0.62
1:AA:517:G:N1	1:AA:533:A:OP2	2.31	0.62
1:AA:688:G:H2'	1:AA:689:C:H6	1.64	0.62
1:AA:960:U:O2	1:AA:960:U:H2'	1.97	0.62
4:AG:110:PHE:N	4:AG:110:PHE:CD1	2.66	0.62
25:BA:1469:A:H2'	25:BA:1470:G:O5'	1.99	0.62
25:BA:1858:G:O2'	25:BA:1883:G:N2	2.31	0.62
25:BA:2335:A:C8	25:BA:2337:G:C5	2.86	0.62
26:BB:40:U:H1'	26:BB:45:A:N6	2.14	0.62
35:BO:61:ARG:O	35:BO:62:LEU:CD2	2.45	0.62
40:B1:112:ARG:HH11	40:B1:112:ARG:HG2	1.64	0.62
1:CA:1446:A:OP1	1:CA:1446:A:H4'	1.97	0.62
2:CE:137:ARG:NH1	2:CE:140:HIS:HB2	2.11	0.62
3:CF:23:TYR:CD2	3:CF:24:ALA:N	2.67	0.62
5:CH:110:LEU:O	5:CH:115:VAL:HG22	1.99	0.62
25:DA:329:G:C6	44:DU:19:LYS:HG2	2.34	0.62
25:DA:1203:G:H3'	25:DA:1204:A:H5''	1.80	0.62
25:DA:2747:G:O6	25:DA:2755:C:H5''	2.00	0.62
27:DD:35:LYS:CE	27:DD:65:ILE:HA	2.29	0.62
31:DH:10:PRO:HG2	31:DH:50:VAL:HG13	1.81	0.62
32:DK:77:LEU:HB2	32:DK:141:LYS:HB3	1.81	0.62
33:DM:45:ASN:O	33:DM:45:ASN:ND2	2.32	0.62
36:DP:87:LYS:O	36:DP:88:GLY:C	2.37	0.62
36:DP:102:VAL:HG12	36:DP:102:VAL:O	1.98	0.62
45:DV:149:SER:HB3	45:DV:172:ALA:O	1.99	0.62
1:AA:606:G:H5''	1:AA:607:A:H5'	1.81	0.62
1:AA:1316:G:N2	1:AA:1318:A:H3'	2.14	0.62
1:AA:1455:G:H5'	20:AW:32:ALA:HB2	1.81	0.62
25:BA:2168:G:H2'	25:BA:2168:G:N3	2.15	0.62
25:BA:2372:G:H1'	52:B6:46:HIS:CE1	2.35	0.62
25:BA:2895:U:H2'	25:BA:2896:C:O4'	1.98	0.62
26:BB:71:C:C2	26:BB:72:G:C8	2.88	0.62
36:BP:86:GLY:C	36:BP:88:GLY:N	2.52	0.62
39:BR:123:GLN:O	39:BR:124:ASP:HB2	1.99	0.62
47:BZ:51:VAL:HG21	47:BZ:74:VAL:HG21	1.81	0.62

*Continued on next page...*

*Continued from previous page...*

Atom-1	Atom-2	Interatomic distance (Å)	Clash overlap (Å)
54:B8:44:LYS:HD2	54:B8:44:LYS:N	2.14	0.62
7:CJ:22:LEU:HD23	7:CJ:62:PHE:HE2	1.64	0.62
25:DA:1899:G:H21	25:DA:1902:C:H5	1.45	0.62
32:DK:128:LEU:O	32:DK:138:ILE:HG22	1.99	0.62
44:DU:17:SER:HB2	44:DU:71:LYS:CE	2.29	0.62
1:AA:1126:U:C5	1:AA:1127:G:C4	2.87	0.62
1:AA:1410:G:H2'	1:AA:1411:C:H6	1.63	0.62
13:AP:108:ARG:NH1	13:AP:113:PRO:O	2.32	0.62
19:AV:40:ILE:HG12	19:AV:41:VAL:HG22	1.80	0.62
23:AC:20:G:C4	23:AC:58:A:H2	2.18	0.62
27:BD:121:PRO:HB3	27:BD:135:PHE:CE1	2.34	0.62
30:BG:7:LEU:HD23	30:BG:100:TRP:CZ3	2.34	0.62
35:BO:59:LEU:O	35:BO:59:LEU:HD23	1.99	0.62
35:BO:65:ARG:NH1	35:BO:65:ARG:CG	2.58	0.62
39:BR:128:GLU:HG2	39:BR:128:GLU:O	1.99	0.62
1:CA:612:C:O2	1:CA:629:G:N2	2.32	0.62
1:CA:689:C:H2'	1:CA:690:G:H5'	1.81	0.62
1:CA:1523:G:OP1	11:CN:123:LYS:HD2	1.99	0.62
4:CG:61:LYS:HA	4:CG:203:VAL:HG22	1.80	0.62
20:CW:64:ASP:OD1	20:CW:81:LYS:HD2	1.99	0.62
25:DA:887:A:H3'	25:DA:888:C:C5'	2.30	0.62
25:DA:2127:G:N2	25:DA:2173:A:H8	1.95	0.62
27:DD:35:LYS:CG	27:DD:64:ILE:N	2.62	0.62
51:D5:3:LYS:HA	51:D5:3:LYS:HE3	1.80	0.62
51:D5:20:ARG:HG2	51:D5:23:HIS:CD2	2.33	0.62
54:D8:25:MET:O	54:D8:48:PHE:HE1	1.81	0.62
1:AA:375:U:OP1	16:AS:69:THR:HG21	1.97	0.62
1:AA:953:G:H2'	1:AA:954:G:O4'	1.99	0.62
2:AE:124:SER:HB2	2:AE:125:PRO:HD2	1.81	0.62
14:AQ:22:THR:O	14:AQ:23:ARG:HD2	1.98	0.62
19:AV:66:MET:HB3	19:AV:74:PHE:CZ	2.34	0.62
22:AB:68:A:H2'	22:AB:69:A:H5'	1.81	0.62
23:AD:17:C:N4	23:AD:20:G:OP1	2.33	0.62
25:BA:259:G:N2	25:BA:621:A:H8	1.97	0.62
25:BA:270(O):U:H5''	25:BA:270(P):C:OP2	1.99	0.62
25:BA:271(B):G:H4'	25:BA:271(C):U:O5'	1.98	0.62
25:BA:2303:G:C2'	25:BA:2304:G:H5'	2.30	0.62
25:BA:2712:U:OP1	25:BA:2714:G:H4'	2.00	0.62
28:BE:105:THR:OG1	28:BE:199:ARG:NH2	2.31	0.62
36:BP:81:VAL:C	36:BP:82:ARG:HG2	2.19	0.62
40:B1:60:LEU:HD22	40:B1:60:LEU:O	1.98	0.62

*Continued on next page...*

*Continued from previous page...*

Atom-1	Atom-2	Interatomic distance (Å)	Clash overlap (Å)
42:BS:29:LEU:HD21	42:BS:33:ARG:NE	2.15	0.62
45:BV:81:ARG:O	45:BV:81:ARG:HG3	1.99	0.62
15:CR:39:LEU:CD1	15:CR:56:LEU:HB2	2.29	0.62
25:DA:7:G:H1	25:DA:2896:C:H42	1.47	0.62
25:DA:296:C:O2'	25:DA:297:C:H5'	1.98	0.62
25:DA:769:G:H5'	25:DA:1379:A:N6	2.15	0.62
25:DA:986:C:H2'	25:DA:987:G:H5'	1.81	0.62
25:DA:1582:C:HO2'	25:DA:1586:A:H8	1.45	0.62
25:DA:1784:A:H4'	25:DA:1785:A:C5'	2.30	0.62
25:DA:1827:C:C2'	25:DA:1828:G:H5'	2.30	0.62
29:DF:164:ARG:NH1	29:DF:177:ALA:HB2	2.14	0.62
36:DP:30:GLY:HA3	36:DP:107:ALA:HB2	1.81	0.62
39:DR:93:ARG:HG2	39:DR:117:ASP:HB2	1.80	0.62
40:D1:61:TRP:HB3	40:D1:93:LYS:HB3	1.82	0.62
47:DZ:85:LEU:HB2	47:DZ:87:PRO:HD2	1.80	0.62
48:DW:33:MET:O	48:DW:37:PHE:HD1	1.83	0.62
52:D6:25:LYS:HE3	54:D8:34:TRP:HH2	1.64	0.62
1:AA:973:G:H3'	1:AA:974:A:H5''	1.81	0.62
3:AF:188:LEU:HD13	3:AF:195:VAL:HG13	1.82	0.62
22:AB:50:A:C2	22:AB:52:U:H5''	2.34	0.62
25:BA:1067:A:N3	25:BA:1067:A:H2'	2.14	0.62
25:BA:1899:G:N2	25:BA:1902:C:N4	2.27	0.62
25:BA:2470:G:O6	25:BA:2476:A:O2'	2.08	0.62
27:BD:35:LYS:CE	27:BD:104:TYR:HB2	2.28	0.62
28:BE:38:THR:HG22	28:BE:45:THR:CG2	2.28	0.62
35:BO:15:ARG:CG	35:BO:15:ARG:NH1	2.39	0.62
39:BR:53:ARG:CZ	39:BR:53:ARG:HB3	2.28	0.62
41:B2:39:LEU:CD1	41:B2:51:VAL:HG22	2.29	0.62
1:CA:812:C:C1'	1:CA:813:U:OP2	2.46	0.62
1:CA:1028:C:N4	1:CA:1033:G:H1	1.98	0.62
25:DA:1140:C:C1'	25:DA:1143:A:C8	2.82	0.62
25:DA:2629:A:O2'	25:DA:2630:G:H5'	2.00	0.62
26:DB:59:A:H2'	26:DB:60:C:O4'	1.98	0.62
30:DG:67:LYS:HD2	50:D4:6:HIS:NE2	2.14	0.62
35:DO:16:ARG:HG3	35:DO:16:ARG:NH1	2.15	0.62
36:DP:104:PHE:O	36:DP:105:GLU:HB3	1.99	0.62
44:DU:96:ILE:HD12	44:DU:98:VAL:CG1	2.29	0.62
1:AA:377:G:OP1	16:AS:3:LYS:HD2	1.98	0.62
2:AE:166:ASP:HB3	2:AE:169:LYS:HB2	1.80	0.62
9:AL:114:TYR:HE1	10:AM:60:ARG:O	1.82	0.62
19:AV:9:VAL:HG21	50:B4:66:SER:OG	1.99	0.62

*Continued on next page...*

*Continued from previous page...*

Atom-1	Atom-2	Interatomic distance (Å)	Clash overlap (Å)
19:AV:40:ILE:CG1	19:AV:41:VAL:HG13	2.29	0.62
23:AD:29:C:H2'	23:AD:30:G:H8	1.64	0.62
25:BA:592:G:H21	54:B8:4:MET:CE	2.13	0.62
25:BA:998:C:H2'	25:BA:999:U:O5'	2.00	0.62
25:BA:2343:C:O2'	25:BA:2373:G:O2'	2.16	0.62
27:BD:8:PRO:HB3	27:BD:14:ARG:HB2	1.81	0.62
35:BO:46:LYS:O	35:BO:47:ASP:HB3	2.00	0.62
37:B0:104:ARG:HH11	37:B0:104:ARG:HG2	1.65	0.62
50:B4:37:SER:CB	50:B4:42:PHE:HB3	2.29	0.62
52:B6:26:ASN:ND2	52:B6:35:GLU:OE1	2.32	0.62
1:CA:468:A:H2'	1:CA:474:G:H5'	1.82	0.62
1:CA:540:G:H2'	1:CA:541:G:O4'	2.00	0.62
8:CK:16:ALA:HB1	8:CK:21:LYS:HB3	1.81	0.62
25:DA:89:G:H3'	25:DA:90:U:H5''	1.80	0.62
25:DA:1862:G:O2'	25:DA:1863:G:H5'	2.00	0.62
45:DV:49:ARG:HB2	45:DV:50:GLN:HE21	1.64	0.62
45:DV:108:PRO:CA	45:DV:143:GLY:CA	2.78	0.62
1:AA:942:G:H21	9:AL:124:GLN:NE2	1.97	0.62
1:AA:1228:C:OP1	13:AP:115:LYS:HE3	1.99	0.62
1:AA:1236:A:O2'	1:AA:1304:G:H4'	1.99	0.62
1:AA:1240:U:O2'	7:AJ:38:LEU:HG	1.99	0.62
4:AG:95:GLY:O	4:AG:99:SER:OG	2.18	0.62
10:AM:38:ILE:O	10:AM:38:ILE:HG13	1.98	0.62
25:BA:155:C:H42	25:BA:171:G:H1	1.46	0.62
25:BA:1061:U:H4'	25:BA:1070:A:C1'	2.30	0.62
25:BA:1174:A:H3'	25:BA:1175:U:H5''	1.80	0.62
25:BA:2349:G:OP2	54:B8:42:ARG:HD3	2.00	0.62
25:BA:2733:A:C2'	25:BA:2734:A:H5''	2.29	0.62
28:BE:66:HIS:C	28:BE:66:HIS:ND1	2.48	0.62
29:BF:46:ARG:HG2	29:BF:46:ARG:NH1	2.06	0.62
30:BG:78:SER:O	30:BG:81:LYS:N	2.33	0.62
36:BP:63:LYS:HD3	36:BP:65:PHE:CE2	2.35	0.62
37:B0:84:ALA:HB3	37:B0:85:PRO:HD3	1.82	0.62
1:CA:1109:C:H2'	1:CA:1110:A:O4'	2.00	0.62
1:CA:1217:C:H2'	1:CA:1218:C:O4'	1.99	0.62
1:CA:1316:G:N2	1:CA:1319:A:OP2	2.32	0.62
5:CH:11:ILE:HG21	5:CH:105:VAL:HG22	1.81	0.62
15:CR:54:ARG:NH1	15:CR:58:MET:SD	2.73	0.62
22:CB:39:U:H2'	22:CB:40:G:C8	2.29	0.62
23:CC:30:G:H2'	23:CC:31:G:C5'	2.19	0.62
25:DA:883:G:H2'	25:DA:884:C:C6	2.35	0.62

*Continued on next page...*

*Continued from previous page...*

Atom-1	Atom-2	Interatomic distance (Å)	Clash overlap (Å)
29:DF:32:LEU:HD11	29:DF:105:VAL:HG13	1.80	0.62
29:DF:164:ARG:HG2	29:DF:175:THR:OG1	2.00	0.62
30:DG:16:ARG:NH2	30:DG:28:VAL:O	2.33	0.62
40:D1:40:PHE:CZ	41:D2:81:TYR:CE2	2.88	0.62
44:DU:63:LYS:HA	44:DU:63:LYS:NZ	2.14	0.62
45:DV:19:ARG:NH1	45:DV:84:GLU:HB2	2.15	0.62
50:D4:56:VAL:HG22	50:D4:57:GLU:H	1.65	0.62
1:AA:255:G:H1'	17:AT:16:GLN:NE2	2.14	0.62
2:AE:180:LEU:O	2:AE:181:PHE:HB2	2.00	0.62
16:AS:4:ILE:HB	16:AS:66:PRO:HB3	1.81	0.62
25:BA:573:G:O2'	25:BA:574:C:H3'	2.00	0.62
25:BA:2154:G:H2'	25:BA:2155:G:C8	2.35	0.62
25:BA:2335:A:C8	25:BA:2337:G:N7	2.68	0.62
28:BE:27:LEU:CD1	39:BR:1:MET:HE2	2.30	0.62
39:BR:136:GLN:HG3	39:BR:137:LYS:N	2.14	0.62
42:BS:88:ARG:NH1	42:BS:94:ASP:OD1	2.30	0.62
1:CA:32:A:C2	1:CA:33:A:C4	2.88	0.62
1:CA:1032:A:H3'	1:CA:1032(A):G:C5'	2.30	0.62
2:CE:28:PHE:CD1	2:CE:190:THR:HG22	2.34	0.62
2:CE:28:PHE:CE1	2:CE:31:TYR:HB2	2.35	0.62
4:CG:107:ARG:HH11	4:CG:107:ARG:HG2	1.65	0.62
4:CG:146:ILE:HD12	4:CG:146:ILE:N	2.15	0.62
25:DA:813:U:OP2	35:DO:23:PRO:O	2.18	0.62
25:DA:911:A:C5	36:DP:9:TYR:CD2	2.88	0.62
25:DA:1188:U:H2'	25:DA:1189:A:H5'	1.80	0.62
30:DG:117:PHE:CD1	30:DG:117:PHE:C	2.72	0.62
32:DK:82:ARG:HB3	32:DK:89:TYR:CD2	2.35	0.62
38:DQ:78:LEU:HD11	38:DQ:107:GLU:CB	2.23	0.62
41:D2:35:LEU:C	41:D2:37:VAL:HG13	2.21	0.62
45:DV:158:PRO:O	45:DV:161:VAL:HG13	2.00	0.62
1:AA:353:A:H2'	1:AA:354:G:OP2	2.00	0.62
1:AA:1004:A:C5'	1:AA:1025:U:N3	2.63	0.62
1:AA:1139:G:C2	1:AA:1143:G:O6	2.53	0.62
1:AA:1298:C:H4'	1:AA:1299:A:C4	2.34	0.62
1:AA:1410:G:H2'	1:AA:1411:C:C6	2.35	0.62
2:AE:16:HIS:HE2	2:AE:213:LEU:HD13	1.65	0.62
4:AG:114:ARG:HH11	4:AG:114:ARG:HG2	1.63	0.62
14:AQ:29:ARG:HD3	14:AQ:40:CYS:HB2	1.82	0.62
25:BA:232:G:H8	25:BA:232:G:OP2	1.81	0.62
25:BA:572:A:H5''	25:BA:573:G:OP2	2.00	0.62
25:BA:1056:G:N2	25:BA:1103:A:C6	2.68	0.62

*Continued on next page...*

*Continued from previous page...*

Atom-1	Atom-2	Interatomic distance (Å)	Clash overlap (Å)
25:BA:2168:G:N2	25:BA:2170:A:OP2	2.32	0.62
25:BA:2376:A:N1	38:BQ:87:PHE:HD2	1.97	0.62
25:BA:2662:A:H2'	25:BA:2663:G:O4'	2.00	0.62
27:BD:35:LYS:HG2	27:BD:64:ILE:HG23	1.81	0.62
41:B2:48:GLY:O	41:B2:49:THR:O	2.18	0.62
2:CE:17:PHE:CE2	2:CE:44:LEU:HA	2.35	0.62
8:CK:20:TYR:HD1	8:CK:65:TYR:CD2	2.18	0.62
12:CO:11:VAL:HG11	17:CT:36:ILE:HG21	1.80	0.62
25:DA:654(D):G:N2	25:DA:654(R):C:N3	2.48	0.62
25:DA:1420:U:O2'	25:DA:1421:G:P	2.58	0.62
25:DA:2439:A:O2'	25:DA:2440:C:OP2	2.18	0.62
26:DB:89:G:OP2	26:DB:89:G:C8	2.53	0.62
30:DG:47:LYS:HG2	30:DG:48:GLU:H	1.63	0.62
31:DH:12:PRO:O	31:DH:15:VAL:HG22	2.00	0.62
33:DM:45:ASN:O	33:DM:45:ASN:CG	2.38	0.62
33:DM:67:LEU:HD23	33:DM:88:GLU:HG2	1.81	0.62
33:DM:95:PRO:O	33:DM:98:VAL:HG22	1.99	0.62
35:DO:37:GLY:O	35:DO:38:GLN:C	2.38	0.62
1:AA:69:G:N2	1:AA:73:G:C8	2.68	0.61
1:AA:466:C:H5''	1:AA:467:G:OP2	2.00	0.61
4:AG:28:SER:HB3	4:AG:29:PRO:HD2	1.82	0.61
7:AJ:113:GLU:HB2	7:AJ:119:ARG:HG2	1.82	0.61
16:AS:72:ARG:HD3	16:AS:73:LEU:HD23	1.82	0.61
25:BA:1077:A:H2'	25:BA:1077:A:N3	2.15	0.61
29:BF:9:ILE:HD11	29:BF:125:LEU:CG	2.28	0.61
42:BS:18:ARG:HG2	42:BS:76:VAL:HG13	1.83	0.61
1:CA:1368:G:H5'	9:CL:112:LYS:HB3	1.81	0.61
2:CE:180:LEU:O	2:CE:181:PHE:HB2	2.00	0.61
23:CC:9:G:O2'	23:CC:10:G:N7	2.29	0.61
23:CC:56:U:O2	23:CC:58:A:C8	2.53	0.61
25:DA:142:G:H2'	25:DA:143:C:C6	2.35	0.61
25:DA:1005:C:N1	25:DA:1143:A:C2	2.68	0.61
25:DA:2128:C:O2'	25:DA:2173:A:C2	2.51	0.61
36:DP:69:PHE:CD1	36:DP:70:PRO:HD2	2.35	0.61
38:DQ:24:LEU:O	38:DQ:85:VAL:HG12	2.00	0.61
40:D1:66:ASN:HB2	40:D1:76:TYR:HB2	1.81	0.61
1:AA:49:U:O2'	1:AA:50:A:H3'	2.00	0.61
1:AA:438:G:OP1	4:AG:125:HIS:HE1	1.83	0.61
1:AA:1366:C:H2'	1:AA:1367:C:H6	1.65	0.61
12:AO:11:VAL:HG13	17:AT:29:HIS:CD2	2.34	0.61
12:AO:37:CYS:O	12:AO:79:GLU:O	2.18	0.61

*Continued on next page...*

*Continued from previous page...*

Atom-1	Atom-2	Interatomic distance (Å)	Clash overlap (Å)
17:AT:29:HIS:CE1	17:AT:32:TYR:HD1	2.18	0.61
25:BA:252:G:OP2	35:BO:50:ARG:NH1	2.25	0.61
25:BA:1063:G:H2'	25:BA:1064:C:H6	1.65	0.61
25:BA:2109:U:H1'	25:BA:2181:G:N2	2.15	0.61
25:BA:2415:G:H4'	35:BO:66:GLY:HA3	1.81	0.61
45:BV:60:GLU:O	45:BV:61:LEU:HD23	2.00	0.61
50:B4:12:ALA:HB1	50:B4:29:PRO:HA	1.82	0.61
52:B6:10:LEU:HD23	54:B8:34:TRP:CD2	2.34	0.61
1:CA:564:C:O2'	8:CK:91:ARG:NH2	2.33	0.61
3:CF:164:ARG:HG2	3:CF:165:THR:H	1.64	0.61
13:CP:91:ARG:HH22	13:CP:96:LEU:HD13	1.65	0.61
21:CX:9:ARG:HG3	21:CX:10:ARG:H	1.65	0.61
22:CB:3:C:H2'	22:CB:4:G:H8	1.64	0.61
25:DA:774:A:C2	25:DA:787:U:O2'	2.51	0.61
25:DA:1165:U:H2'	25:DA:1166:C:C6	2.35	0.61
25:DA:1169:G:H2'	25:DA:1170:G:O4'	2.01	0.61
25:DA:1404:C:H2'	25:DA:1404:C:O2	2.00	0.61
25:DA:1869:G:H8	25:DA:1869:G:H5'	1.65	0.61
27:DD:65:ILE:HD11	27:DD:67:PHE:CZ	2.35	0.61
35:DO:59:LEU:HD23	35:DO:59:LEU:O	1.99	0.61
35:DO:146:VAL:HG13	35:DO:147:LEU:HD13	1.81	0.61
39:DR:16:ARG:NH2	39:DR:19:LEU:HD21	2.15	0.61
42:DS:59:VAL:HA	42:DS:64:MET:H	1.65	0.61
43:DT:39:ILE:O	43:DT:43:VAL:HG13	1.99	0.61
46:D3:24:LYS:O	46:D3:25:ARG:HD3	1.98	0.61
52:D6:31:PRO:O	52:D6:32:ASN:HB2	2.00	0.61
2:AE:80:ILE:HD11	2:AE:208:ILE:HG23	1.82	0.61
6:AI:89:MET:HE3	18:AU:76:LEU:HD23	1.82	0.61
6:AI:101:ALA:HB2	18:AU:28:GLU:CG	2.29	0.61
9:AL:127:LYS:HG2	9:AL:127:LYS:O	1.99	0.61
14:AQ:23:ARG:HH11	14:AQ:23:ARG:CG	2.12	0.61
22:AB:50:A:H3'	22:AB:51:A:C5'	2.28	0.61
23:AC:62:C:C5	23:AC:63:C:H5	2.18	0.61
25:BA:1209:G:H21	25:BA:1210:A:H62	1.48	0.61
25:BA:1803:A:H4'	27:BD:259:THR:HG23	1.82	0.61
25:BA:2157:G:HO2'	25:BA:2158:A:P	2.22	0.61
28:BE:60:ASN:HB2	28:BE:62:PRO:HD2	1.81	0.61
32:BK:135:GLU:OE2	32:BK:135:GLU:N	2.32	0.61
34:BN:60:ALA:HB1	34:BN:84:ALA:HB1	1.81	0.61
1:CA:575:G:O2'	1:CA:821:G:H5'	2.00	0.61
1:CA:991:U:H6	1:CA:991:U:OP2	1.82	0.61

*Continued on next page...*

*Continued from previous page...*

Atom-1	Atom-2	Interatomic distance (Å)	Clash overlap (Å)
1:CA:1095:U:P	1:CA:1108:G:H1	2.23	0.61
1:CA:1148:U:OP1	9:CL:7:THR:HG21	2.01	0.61
1:CA:1278:U:H2'	1:CA:1278:U:O2	2.00	0.61
1:CA:1442:G:C2'	1:CA:1443:G:O5'	2.47	0.61
4:CG:9:CYS:HA	4:CG:12:CYS:HB2	1.83	0.61
7:CJ:62:PHE:HD1	7:CJ:124:LEU:HD11	1.65	0.61
25:DA:127:A:H5''	25:DA:128:C:C6	2.36	0.61
25:DA:243:U:OP1	54:D8:6:THR:OG1	2.15	0.61
25:DA:1225:C:H4'	41:D2:85:LYS:HB2	1.83	0.61
25:DA:1665:A:H4'	34:DN:67:LYS:HB2	1.81	0.61
25:DA:2543:G:H8	25:DA:2543:G:H5'	1.65	0.61
25:DA:2845:G:O2'	25:DA:2846:G:H5'	2.00	0.61
26:DB:13:A:N1	26:DB:69:G:O2'	2.28	0.61
27:DD:70:TRP:CZ3	27:DD:150:LYS:HA	2.36	0.61
38:DQ:110:LEU:HD23	38:DQ:112:PHE:CZ	2.36	0.61
1:AA:8:A:H5'	5:AH:101:ILE:HG22	1.83	0.61
9:AL:43:ALA:HA	9:AL:74:ILE:HD13	1.82	0.61
25:BA:1657:C:H2'	25:BA:1658:C:C6	2.35	0.61
25:BA:2111:C:H41	25:BA:2147:G:N2	1.99	0.61
25:BA:2131:G:H5'	25:BA:2132:U:OP1	2.00	0.61
25:BA:2312:U:O2	30:BG:42:GLY:CA	2.48	0.61
25:BA:2383:G:O2'	25:BA:2384:G:H5'	2.00	0.61
27:BD:273:ARG:O	27:BD:273:ARG:HG3	2.00	0.61
35:BO:9:ASN:CB	35:BO:10:PRO:HD2	2.22	0.61
43:BT:49:VAL:CG1	43:BT:50:LYS:N	2.63	0.61
1:CA:652:U:O4	1:CA:752:G:H1'	2.00	0.61
4:CG:161:ASN:O	4:CG:165:MET:HG2	2.00	0.61
13:CP:76:ALA:HA	13:CP:79:LYS:HB2	1.82	0.61
23:CC:28:U:O2	23:CC:45:A:H2	1.79	0.61
23:CC:49:C:O2	23:CC:60:A:H1'	2.00	0.61
23:CD:13:C:HO2'	23:CD:14:A:P	2.23	0.61
25:DA:483:A:C5'	44:DU:49:VAL:HA	2.30	0.61
26:DB:30:C:H2'	26:DB:31:C:H5'	1.81	0.61
26:DB:44:G:O2'	26:DB:47:C:N4	2.33	0.61
27:DD:35:LYS:HZ1	27:DD:104:TYR:N	1.95	0.61
28:DE:46:ALA:HB1	28:DE:82:ARG:CA	1.96	0.61
31:DH:109:PHE:CZ	31:DH:152:ARG:NE	2.68	0.61
38:DQ:62:LYS:HB3	38:DQ:97:ARG:HD3	1.82	0.61
39:DR:51:ARG:HG2	39:DR:98:LYS:HE3	1.80	0.61
1:AA:1004:A:C5'	1:AA:1025:U:O4	2.48	0.61
3:AF:20:SER:HB2	3:AF:40:ARG:HH22	1.65	0.61

*Continued on next page...*



*Continued from previous page...*

Atom-1	Atom-2	Interatomic distance (Å)	Clash overlap (Å)
8:AK:41:ARG:NH2	8:AK:123:GLU:OE1	2.34	0.61
25:BA:330:A:H2	25:BA:1210:A:HO2'	1.45	0.61
25:BA:1316:U:H2'	25:BA:1317:A:H8	1.63	0.61
26:BB:30:C:C2'	26:BB:31:C:O5'	2.47	0.61
31:BH:169:VAL:C	31:BH:170:ARG:HG3	2.19	0.61
32:BK:98:ALA:HB2	32:BK:111:PRO:HB3	1.81	0.61
1:CA:1127:G:H1'	1:CA:1147:C:H42	1.66	0.61
1:CA:1127:G:H1'	1:CA:1147:C:N4	2.15	0.61
1:CA:1226:C:H2'	13:CP:103:THR:HB	1.80	0.61
3:CF:40:ARG:HG2	3:CF:55:VAL:HG11	1.82	0.61
3:CF:73:PRO:HG3	3:CF:105:GLU:HB2	1.83	0.61
4:CG:191:ARG:NH1	4:CG:200:GLU:OE1	2.34	0.61
22:CB:85:C:C5	25:DA:2555:U:O2	2.54	0.61
25:DA:77:C:OP1	48:DW:59:ARG:HD3	2.00	0.61
25:DA:545:G:N2	25:DA:548:A:H62	1.93	0.61
25:DA:581:C:H2'	25:DA:582:G:H8	1.65	0.61
25:DA:2786:U:H4'	28:DE:64:LYS:C	2.20	0.61
29:DF:18:ARG:HG2	29:DF:19:GLU:N	2.15	0.61
1:AA:136:C:H42	1:AA:227:G:H1	1.48	0.61
1:AA:192:U:H4'	20:AW:103:GLY:HA2	1.82	0.61
22:AB:49:C:N3	22:AB:54:G:N2	2.48	0.61
23:AC:18:C:O2	23:AC:18:C:C2'	2.48	0.61
23:AD:41:C:O2'	23:AD:42:C:H5'	2.00	0.61
28:BE:47:VAL:HG22	28:BE:84:PHE:O	2.00	0.61
50:B4:13:ARG:HB2	50:B4:30:GLU:HA	1.81	0.61
52:B6:25:LYS:HZ3	52:B6:27:LYS:HE2	1.66	0.61
54:B8:34:TRP:O	54:B8:35:GLN:CB	2.48	0.61
1:CA:316:G:OP2	1:CA:351:G:O2'	2.18	0.61
1:CA:1001:G:H1	1:CA:1039:C:H42	1.49	0.61
1:CA:1026:G:O6	1:CA:1036:G:C2	2.53	0.61
1:CA:1123:A:H4'	10:CM:36:GLY:HA3	1.83	0.61
1:CA:1330:U:H4'	13:CP:23:TYR:CD2	2.35	0.61
1:CA:1513:A:H2'	1:CA:1514:C:C6	2.35	0.61
2:CE:197:VAL:HG12	2:CE:200:ILE:HG12	1.81	0.61
14:CQ:29:ARG:HD2	14:CQ:31:ARG:O	1.99	0.61
19:CV:41:VAL:HG12	19:CV:42:PRO:HD2	1.83	0.61
25:DA:1049:C:H42	31:DH:2:SER:HB3	1.66	0.61
25:DA:1171:G:H1	25:DA:1178:C:H42	1.46	0.61
25:DA:2168:G:H2'	25:DA:2168:G:N3	2.16	0.61
25:DA:2262:U:OP2	46:D3:19:LYS:NZ	2.34	0.61
25:DA:2393:A:C5'	35:DO:62:LEU:HB3	2.11	0.61

*Continued on next page...*

*Continued from previous page...*

Atom-1	Atom-2	Interatomic distance (Å)	Clash overlap (Å)
30:DG:96:ARG:HH11	30:DG:96:ARG:HG2	1.66	0.61
31:DH:116:GLU:HG2	31:DH:117:PRO:HD2	1.83	0.61
31:DH:153:LYS:O	31:DH:161:GLY:CA	2.48	0.61
1:AA:186(E):C:H42	1:AA:191(B):G:H1	1.48	0.61
1:AA:390:C:O3'	16:AS:28:ARG:NH2	2.31	0.61
9:AL:79:LEU:O	9:AL:83:ARG:HG3	2.01	0.61
19:AV:10:PHE:H	19:AV:10:PHE:HD1	1.43	0.61
25:BA:594:U:OP1	54:B8:61:LEU:HD22	2.00	0.61
25:BA:1026:U:C4'	25:BA:1027:A:OP1	2.48	0.61
25:BA:1099:G:H2'	25:BA:1100:C:O4'	2.01	0.61
30:BG:67:LYS:HG3	50:B4:6:HIS:CE1	2.36	0.61
30:BG:73:ALA:HB1	30:BG:82:LEU:HD11	1.82	0.61
49:BX:8:LEU:HD13	49:BX:31:LEU:HD23	1.82	0.61
1:CA:1277:C:O2'	1:CA:1279:A:H8	1.84	0.61
2:CE:28:PHE:HD1	2:CE:32:ILE:HG22	1.63	0.61
6:CI:97:PHE:CD2	18:CU:65:ILE:HD11	2.36	0.61
12:CO:58:VAL:O	12:CO:65:GLU:HA	2.00	0.61
14:CQ:37:PHE:HZ	14:CQ:56:VAL:HG21	1.64	0.61
17:CT:44:ALA:HB1	17:CT:73:VAL:HG12	1.83	0.61
22:CB:86:C:H2'	22:CB:87:A:C4	2.35	0.61
26:DB:40:U:H2'	26:DB:45:A:H61	1.66	0.61
27:DD:64:ILE:O	27:DD:64:ILE:HG12	2.01	0.61
28:DE:4:ILE:HD12	28:DE:28:ALA:HB1	1.82	0.61
35:DO:61:ARG:O	35:DO:62:LEU:CD2	2.45	0.61
48:DW:67:LYS:O	48:DW:72:ALA:HB2	2.00	0.61
1:AA:411:A:C8	1:AA:413:G:H1'	2.36	0.61
1:AA:606:G:H1	1:AA:631:G:H5''	1.65	0.61
5:AH:102:ALA:HB1	5:AH:106:PRO:HG2	1.83	0.61
23:AC:20:G:C5	23:AC:58:A:C2	2.89	0.61
23:AD:20:G:H5''	23:AD:60:A:H61	1.65	0.61
23:AD:25:U:H2'	23:AD:26:C:C6	2.35	0.61
25:BA:479:A:N3	25:BA:481:G:H5'	2.16	0.61
25:BA:518:G:H4'	42:BS:18:ARG:NH1	2.15	0.61
25:BA:613:U:O2	25:BA:613:U:O5'	2.18	0.61
25:BA:856:C:H2'	25:BA:857:C:H6	1.66	0.61
25:BA:1060:U:H5'	25:BA:1061:U:C5	2.36	0.61
25:BA:1520:U:H2'	25:BA:1521:G:O4'	2.01	0.61
25:BA:1728:G:N1	25:BA:1730:U:OP2	2.33	0.61
25:BA:2377:A:H2'	25:BA:2378:A:C8	2.36	0.61
25:BA:2689:U:OP2	25:BA:2719:G:N2	2.32	0.61
36:BP:75:THR:HA	36:BP:88:GLY:O	2.01	0.61

*Continued on next page...*

*Continued from previous page...*

Atom-1	Atom-2	Interatomic distance (Å)	Clash overlap (Å)
41:B2:25:LEU:H	41:B2:92:THR:CG2	2.13	0.61
44:BU:81:LYS:HZ3	44:BU:96:ILE:CD1	2.14	0.61
1:CA:619:U:O2	4:CG:135:LEU:HD22	2.01	0.61
5:CH:144:THR:O	5:CH:148:VAL:HG23	1.99	0.61
19:CV:27:GLU:HG2	19:CV:47:HIS:CD2	2.35	0.61
25:DA:1323:U:H2'	25:DA:1324:G:H5'	1.81	0.61
25:DA:2522:U:C2'	25:DA:2523:G:H5''	2.30	0.61
28:DE:50:GLY:O	28:DE:51:PHE:HB3	1.99	0.61
31:DH:169:VAL:HG13	31:DH:170:ARG:N	2.16	0.61
32:DK:95:LYS:NZ	32:DK:99:GLU:OE2	2.33	0.61
45:DV:37:VAL:HG23	45:DV:38:TYR:N	2.14	0.61
48:DW:25:VAL:HG12	48:DW:60:LEU:HD23	1.80	0.61
1:AA:316:G:OP2	1:AA:351:G:O2'	2.19	0.61
1:AA:736:C:H2'	1:AA:737:A:C8	2.35	0.61
1:AA:1004:A:C5'	1:AA:1025:U:C4	2.84	0.61
3:AF:166:GLU:HG3	3:AF:167:TRP:N	2.15	0.61
4:AG:196:LEU:HB3	4:AG:197:PRO:HD2	1.83	0.61
8:AK:86:ILE:HG22	8:AK:87:SER:N	2.14	0.61
9:AL:118:LYS:O	9:AL:119:ALA:HB3	2.00	0.61
25:BA:330:A:H2	25:BA:1210:A:H2'	1.65	0.61
25:BA:882:G:C2'	25:BA:883:G:C8	2.80	0.61
25:BA:1586:A:H3'	25:BA:1587:A:H8	1.65	0.61
25:BA:2032:G:N2	28:BE:146:THR:HG23	2.12	0.61
25:BA:2164:C:H2'	25:BA:2165:G:C8	2.35	0.61
25:BA:2389:G:H5''	25:BA:2390:U:H5'	1.82	0.61
25:BA:2698:U:H2'	25:BA:2699:C:C6	2.36	0.61
35:BO:57:THR:O	35:BO:59:LEU:N	2.34	0.61
40:B1:79:PHE:HE2	40:B1:83:LEU:CD2	2.14	0.61
1:CA:84:U:H2'	1:CA:84:U:O2	2.00	0.61
4:CG:13:ARG:C	4:CG:15:GLU:N	2.51	0.61
17:CT:9:VAL:HG23	17:CT:56:VAL:HG22	1.83	0.61
25:DA:322:A:H5'	25:DA:340:A:H1'	1.82	0.61
25:DA:1062:G:OP1	25:DA:1062:G:H8	1.83	0.61
25:DA:2261:C:O2'	25:DA:2262:U:H5'	2.01	0.61
25:DA:2310:A:C5'	25:DA:2311:A:OP2	2.49	0.61
32:DK:117:GLU:CD	32:DK:117:GLU:H	2.04	0.61
44:DU:47:LYS:N	44:DU:60:PHE:HB3	2.15	0.61
45:DV:11:GLU:HG2	45:DV:12:GLY:N	2.14	0.61
48:DW:16:LEU:H	48:DW:16:LEU:HD12	1.66	0.61
1:AA:87:A:H2'	1:AA:88:C:C6	2.36	0.61
1:AA:941:G:C2	1:AA:942:G:H1'	2.36	0.61

*Continued on next page...*

*Continued from previous page...*

Atom-1	Atom-2	Interatomic distance (Å)	Clash overlap (Å)
1:AA:1057:G:H2'	1:AA:1058:G:O4'	2.01	0.61
2:AE:60:ASP:O	2:AE:64:ARG:HG2	2.01	0.61
2:AE:63:MET:HB3	2:AE:225:ALA:HB1	1.82	0.61
4:AG:13:ARG:O	4:AG:14:ARG:C	2.38	0.61
5:AH:9:LYS:O	5:AH:33:VAL:HG23	2.01	0.61
12:AO:90:VAL:O	12:AO:91:LYS:HB3	2.01	0.61
15:AR:26:GLU:OE2	15:AR:77:ARG:NH1	2.33	0.61
16:AS:20:VAL:CG2	16:AS:32:TYR:CD2	2.84	0.61
25:BA:270(G):C:H2'	25:BA:270(H):C:O4'	2.00	0.61
25:BA:774:A:H2	25:BA:787:U:O2'	1.84	0.61
25:BA:1084:A:N6	25:BA:1085:A:N6	2.48	0.61
25:BA:1535:U:C2	25:BA:1536:A:H3'	2.35	0.61
25:BA:2074:U:H2'	25:BA:2075:U:C6	2.36	0.61
25:BA:2127:G:H5'	25:BA:2128:C:OP2	2.00	0.61
28:BE:38:THR:C	28:BE:40:GLU:H	2.04	0.61
28:BE:119:ARG:CG	28:BE:119:ARG:HH11	2.14	0.61
31:BH:117:PRO:HB3	31:BH:123:PHE:CE1	2.36	0.61
31:BH:159:GLU:CD	31:BH:170:ARG:HH12	2.04	0.61
32:BK:73:GLU:HG3	32:BK:137:PRO:HG2	1.82	0.61
33:BM:42:TRP:CA	33:BM:48:MET:HE1	2.12	0.61
33:BM:59:LYS:HE3	33:BM:61:ARG:HH22	1.64	0.61
36:BP:66:ILE:CG1	36:BP:67:ARG:H	2.06	0.61
39:BR:5:ALA:HA	39:BR:8:LYS:HE2	1.83	0.61
1:CA:1322:C:H2'	1:CA:1322:C:O2	2.00	0.61
2:CE:105:PHE:O	2:CE:109:SER:N	2.30	0.61
3:CF:34:LEU:O	3:CF:34:LEU:HD12	2.01	0.61
8:CK:64:LYS:HD2	8:CK:79:VAL:HG21	1.82	0.61
21:CX:25:LYS:HE2	21:CX:26:LYS:HE2	1.83	0.61
25:DA:9:U:C2	25:DA:2629:A:N6	2.52	0.61
44:DU:47:LYS:HG2	44:DU:60:PHE:CD1	2.36	0.61
44:DU:53:PRO:HD2	44:DU:57:GLN:O	2.01	0.61
1:AA:652:U:C4	1:AA:752:G:N3	2.69	0.60
3:AF:119:ARG:HE	3:AF:140:ARG:CZ	2.14	0.60
4:AG:79:PHE:CE1	4:AG:204:ILE:HG12	2.35	0.60
5:AH:91:LEU:HD12	5:AH:120:THR:HG22	1.81	0.60
8:AK:9:MET:SD	8:AK:32:LYS:HG2	2.41	0.60
10:AM:48:THR:CG2	10:AM:62:HIS:HB3	2.30	0.60
18:AU:26:LEU:HD22	18:AU:42:ARG:NH1	2.15	0.60
22:AB:23:A:H3'	22:AB:24:C:C5	2.36	0.60
25:BA:1348:G:C2'	25:BA:1349:A:H5''	2.31	0.60
25:BA:2733:A:C3'	25:BA:2734:A:H5''	2.31	0.60

*Continued on next page...*

*Continued from previous page...*

Atom-1	Atom-2	Interatomic distance (Å)	Clash overlap (Å)
28:BE:41:LYS:C	28:BE:42:ASP:OD2	2.39	0.60
30:BG:15:VAL:HG22	30:BG:175:LEU:HB2	1.83	0.60
43:BT:27:THR:HB	43:BT:80:ILE:HG22	1.83	0.60
1:CA:407:G:H2'	1:CA:408:A:C8	2.36	0.60
1:CA:973:G:C4	10:CM:55:LYS:HE2	2.36	0.60
1:CA:1091:U:O2	1:CA:1093:A:H8	1.84	0.60
1:CA:1268:A:H2'	1:CA:1269:A:C8	2.36	0.60
2:CE:82:ARG:HA	2:CE:92:TYR:CE1	2.35	0.60
19:CV:80:TYR:CZ	19:CV:82:GLY:HA2	2.36	0.60
25:DA:2052:G:O4'	28:DE:142:GLY:HA3	2.01	0.60
26:DB:75:G:H8	26:DB:75:G:C5'	2.11	0.60
28:DE:182:LEU:HD12	28:DE:183:LEU:N	2.15	0.60
29:DF:10:PRO:HA	29:DF:127:GLU:HB3	1.82	0.60
39:DR:93:ARG:HG2	39:DR:117:ASP:HB3	1.82	0.60
1:AA:177:C:OP2	20:AW:65:LYS:HD3	2.01	0.60
1:AA:605:U:H2'	1:AA:606:G:O4'	2.00	0.60
1:AA:1028(B):C:N3	1:AA:1032(A):G:N2	2.49	0.60
1:AA:1510:U:H2'	1:AA:1511:G:C8	2.35	0.60
11:AN:78:GLN:O	11:AN:103:LEU:HA	2.00	0.60
18:AU:58:LEU:HD22	18:AU:62:GLU:HB3	1.82	0.60
25:BA:481:G:H1'	25:BA:507:A:N1	2.15	0.60
25:BA:755:C:O2'	25:BA:756:C:H5'	2.00	0.60
25:BA:1332:G:C8	25:BA:1332:G:H5'	2.36	0.60
25:BA:1786:A:C2	25:BA:2606:C:H1'	2.35	0.60
25:BA:2169:A:C6	25:BA:2170:A:N1	2.69	0.60
25:BA:2629:A:O2'	25:BA:2630:G:H5''	2.01	0.60
25:BA:2820:A:C8	28:BE:109:LYS:HE2	2.36	0.60
28:BE:14:ILE:HB	28:BE:21:VAL:HG22	1.82	0.60
28:BE:78:LEU:HD11	28:BE:79:ARG:HG2	1.82	0.60
29:BF:123:LEU:HD12	29:BF:124:LEU:N	2.17	0.60
40:B1:92:ARG:NH1	40:B1:94:ASN:ND2	2.49	0.60
1:CA:1184:G:H2'	1:CA:1185:G:H5'	1.83	0.60
1:CA:1227:A:O3'	13:CP:115:LYS:HD2	2.01	0.60
1:CA:1239:A:O2'	1:CA:1298:C:N4	2.34	0.60
7:CJ:86:GLN:NE2	23:CD:32:G:H21	2.00	0.60
25:DA:7:G:O2'	25:DA:8:A:H5'	2.02	0.60
25:DA:242:G:H5'	54:D8:62:LEU:HB3	1.82	0.60
25:DA:857:C:H2'	25:DA:858:U:C6	2.36	0.60
25:DA:873:G:C2	25:DA:905:U:O2	2.54	0.60
25:DA:1459:G:C2'	25:DA:1460:A:H5'	2.29	0.60
27:DD:34:VAL:O	27:DD:34:VAL:HG13	2.01	0.60

*Continued on next page...*

*Continued from previous page...*

Atom-1	Atom-2	Interatomic distance (Å)	Clash overlap (Å)
31:DH:152:ARG:C	31:DH:154:PRO:CD	2.69	0.60
32:DK:75:LEU:HD23	32:DK:76:THR:H	1.65	0.60
45:DV:108:PRO:HB3	45:DV:141:VAL:O	2.00	0.60
45:DV:126:VAL:HG12	45:DV:163:LEU:HA	1.81	0.60
45:DV:139:VAL:HA	45:DV:156:LYS:HE3	1.82	0.60
49:DX:40:THR:HG23	49:DX:43:ILE:HG12	1.82	0.60
53:D7:19:ARG:HH11	53:D7:19:ARG:HG2	1.66	0.60
1:AA:38:G:C2	1:AA:397:A:C2	2.90	0.60
1:AA:50:A:H4'	1:AA:51:A:O5'	2.01	0.60
1:AA:97:U:H2'	1:AA:99:C:C6	2.36	0.60
1:AA:667:G:H4'	15:AR:51:HIS:ND1	2.17	0.60
3:AF:53:ALA:HB2	3:AF:115:LEU:HD11	1.83	0.60
4:AG:30:LYS:HD3	4:AG:30:LYS:N	2.16	0.60
5:AH:12:LEU:O	5:AH:30:ALA:HA	2.01	0.60
8:AK:101:PRO:HG2	8:AK:133:LEU:HD11	1.84	0.60
20:AW:9:ASN:HD22	20:AW:9:ASN:C	2.05	0.60
22:AB:27:G:O6	22:AB:45:U:O2	2.19	0.60
23:AC:59:A:H4'	23:AC:60:A:OP1	2.02	0.60
25:BA:2308:G:H2'	25:BA:2308:G:N3	2.15	0.60
27:BD:186:HIS:CD2	27:BD:188:GLU:H	2.11	0.60
30:BG:94:LEU:H	30:BG:94:LEU:HD23	1.66	0.60
1:CA:928:G:O2'	1:CA:1533:C:OP1	2.19	0.60
3:CF:77:ILE:O	3:CF:83:ARG:HB3	2.01	0.60
14:CQ:45:ARG:O	14:CQ:49:HIS:CD2	2.55	0.60
23:CD:15:G:C2'	23:CD:60:A:H2	2.11	0.60
23:CD:37:U:O4	23:CD:38:A:N6	2.34	0.60
25:DA:322:A:H3'	29:DF:169:ASN:ND2	2.15	0.60
25:DA:2210:G:H4'	25:DA:2211:G:OP2	2.01	0.60
25:DA:2467:C:H2'	25:DA:2468:G:O4'	2.02	0.60
26:DB:44:G:C2	26:DB:48:A:C2	2.89	0.60
27:DD:48:ARG:NH1	27:DD:48:ARG:HG3	2.15	0.60
31:DH:137:ASP:CB	31:DH:140:LYS:HB2	2.31	0.60
35:DO:61:ARG:HB2	35:DO:61:ARG:CZ	2.26	0.60
1:AA:73:G:H2'	1:AA:74:C:C6	2.36	0.60
1:AA:872:A:C4	1:AA:874:G:C8	2.89	0.60
5:AH:55:VAL:O	5:AH:58:ALA:HB3	2.02	0.60
25:BA:1688:U:O2	25:BA:1700:A:H5''	2.01	0.60
25:BA:2212:A:H1'	25:BA:2215:G:C5	2.37	0.60
25:BA:2418:A:OP2	54:B8:29:LYS:HE2	2.02	0.60
25:BA:2466:C:H2'	25:BA:2467:C:H5'	1.83	0.60
39:BR:121:ILE:O	39:BR:123:GLN:O	2.20	0.60

*Continued on next page...*

*Continued from previous page...*

Atom-1	Atom-2	Interatomic distance (Å)	Clash overlap (Å)
43:BT:31:HIS:CD2	43:BT:33:LYS:H	2.20	0.60
1:CA:87:A:H2'	1:CA:87:A:N3	2.16	0.60
1:CA:126:G:HO2'	1:CA:634:C:HO2'	1.49	0.60
2:CE:178:ARG:NH2	8:CK:74:PRO:HG3	2.17	0.60
3:CF:37:GLN:O	3:CF:41:GLY:N	2.35	0.60
5:CH:96:PRO:HA	5:CH:117:ASP:OD2	2.01	0.60
12:CO:27:LEU:CD2	12:CO:33:ARG:HG2	2.31	0.60
16:CS:8:ARG:HG2	16:CS:8:ARG:NH1	2.16	0.60
25:DA:867:C:C5	25:DA:868:U:C5	2.90	0.60
25:DA:2415:G:H4'	35:DO:66:GLY:HA3	1.83	0.60
38:DQ:83:LYS:O	38:DQ:109:GLY:HA3	2.01	0.60
41:D2:5:VAL:HA	41:D2:37:VAL:HB	1.83	0.60
45:DV:144:LEU:O	45:DV:146:ILE:N	2.35	0.60
1:AA:309:G:H1'	1:AA:608:A:C2	2.35	0.60
1:AA:1193:G:H2'	1:AA:1194:U:H5'	1.83	0.60
1:AA:1298:C:C6	7:AJ:114:ARG:NH1	2.69	0.60
15:AR:82:ILE:HG22	15:AR:83:GLU:N	2.16	0.60
22:AB:42:U:H5'	22:AB:43:A:OP2	2.01	0.60
25:BA:612:G:H2'	25:BA:613:U:O2	2.01	0.60
25:BA:1019:U:H3	25:BA:1142(A):A:H62	1.47	0.60
25:BA:1469:A:C2'	25:BA:1470:G:O5'	2.49	0.60
25:BA:2285:C:OP1	52:B6:28:ARG:HD3	2.01	0.60
25:BA:2318:G:H22	38:BQ:2:ALA:HB2	1.66	0.60
27:BD:146:GLU:HB2	27:BD:189:CYS:HB3	1.83	0.60
28:BE:61:ARG:N	28:BE:62:PRO:CD	2.64	0.60
33:BM:57:ALA:O	33:BM:58:ASP:CG	2.39	0.60
35:BO:9:ASN:O	35:BO:10:PRO:C	2.40	0.60
45:BV:6:LYS:HA	45:BV:60:GLU:CB	2.26	0.60
52:B6:44:ARG:O	52:B6:45:LYS:CB	2.46	0.60
1:CA:342:C:C2'	1:CA:343:U:H5'	2.31	0.60
1:CA:828:A:H2'	1:CA:829:G:O4'	2.02	0.60
1:CA:1320:C:O2	19:CV:72:GLY:HA3	2.01	0.60
11:CN:57:THR:HG22	11:CN:58:PRO:HD2	1.83	0.60
12:CO:32:PHE:HE1	12:CO:86:ARG:HG3	1.65	0.60
12:CO:110:VAL:HG23	12:CO:120:TYR:HB3	1.84	0.60
25:DA:155:C:H2'	25:DA:155:C:O2	2.00	0.60
25:DA:524:U:H2'	25:DA:525:U:C6	2.37	0.60
25:DA:2251:G:OP1	36:DP:82:ARG:NH1	2.34	0.60
1:AA:880:C:OP1	12:AO:8:ASN:ND2	2.34	0.60
1:AA:1004:A:C6	1:AA:1025:U:H1'	2.37	0.60
11:AN:12:ARG:HG2	11:AN:13:GLN:N	2.17	0.60

*Continued on next page...*

*Continued from previous page...*

Atom-1	Atom-2	Interatomic distance (Å)	Clash overlap (Å)
23:AC:20:G:C5	23:AC:58:A:H2	2.18	0.60
25:BA:442:G:C4'	29:BF:46:ARG:HD3	2.32	0.60
28:BE:23:VAL:CA	28:BE:185:LYS:HA	2.31	0.60
29:BF:20:LEU:HD12	29:BF:21:ALA:N	2.17	0.60
31:BH:115:VAL:HG11	31:BH:148:ILE:HG12	1.84	0.60
42:BS:94:ASP:C	42:BS:95:ILE:HG23	2.21	0.60
48:BW:58:ALA:O	48:BW:62:THR:HG22	2.02	0.60
1:CA:652:U:O2'	1:CA:653:A:H5''	2.01	0.60
22:CB:7:G:H3'	22:CB:8:U:C5'	2.31	0.60
25:DA:476:G:H4'	25:DA:502:A:N1	2.16	0.60
25:DA:1778:U:H2'	25:DA:1784:A:N6	2.15	0.60
25:DA:1820:U:O2'	27:DD:159:ALA:O	2.14	0.60
25:DA:2354:G:O2'	46:D3:36:ILE:HD12	2.02	0.60
25:DA:2404:C:H1'	35:DO:67:MET:HE1	1.81	0.60
25:DA:2632:A:O2'	25:DA:2811:G:O2'	1.98	0.60
27:DD:25:THR:C	27:DD:27:THR:H	2.03	0.60
27:DD:35:LYS:HE3	27:DD:65:ILE:N	2.17	0.60
28:DE:126:PRO:O	28:DE:131:ALA:HB2	2.01	0.60
32:DK:101:LEU:H	32:DK:101:LEU:CD2	2.14	0.60
35:DO:57:THR:O	35:DO:59:LEU:N	2.34	0.60
41:D2:35:LEU:HG	41:D2:37:VAL:CG1	2.27	0.60
44:DU:61:ILE:HG22	44:DU:62:GLU:N	2.17	0.60
52:D6:48:VAL:CG1	52:D6:49:HIS:N	2.33	0.60
1:AA:1022:G:H2'	1:AA:1023:G:O4'	2.02	0.60
1:AA:1028(A):C:C2	1:AA:1028(B):C:C5	2.89	0.60
23:AD:22:A:C2	23:AD:47:G:C8	2.90	0.60
25:BA:1761:C:N4	25:BA:1762:A:H62	1.99	0.60
28:BE:34:VAL:HG13	28:BE:49:LEU:O	2.00	0.60
28:BE:59:VAL:C	28:BE:60:ASN:CG	2.61	0.60
28:BE:197:ILE:HG12	28:BE:197:ILE:O	2.01	0.60
33:BM:38:HIS:CE1	33:BM:50:ASP:OD2	2.55	0.60
35:BO:83:VAL:CG1	35:BO:112:LEU:HD21	2.32	0.60
43:BT:57:LEU:CD1	43:BT:78:LYS:HB2	2.32	0.60
54:B8:32:LEU:O	54:B8:36:LYS:NZ	2.34	0.60
1:CA:328:C:O2'	1:CA:329:A:OP2	2.13	0.60
1:CA:972:C:OP2	10:CM:57:LYS:HD2	2.00	0.60
1:CA:1399:C:C2	1:CA:1502:A:N6	2.70	0.60
4:CG:31:CYS:C	4:CG:33:MET:H	2.04	0.60
5:CH:152:ARG:NH2	8:CK:107:LEU:O	2.33	0.60
7:CJ:113:GLU:CB	7:CJ:119:ARG:HG2	2.30	0.60
10:CM:8:LEU:HD22	10:CM:20:ALA:HB2	1.83	0.60

*Continued on next page...*



*Continued from previous page...*

Atom-1	Atom-2	Interatomic distance (Å)	Clash overlap (Å)
25:DA:385:C:O2	35:DO:71:VAL:HG21	2.02	0.60
25:DA:669:G:O2'	25:DA:670:A:P	2.60	0.60
25:DA:1044:G:O3'	25:DA:1045:A:H4'	2.01	0.60
25:DA:1771:C:C1'	25:DA:1786:A:H8	2.13	0.60
25:DA:2262:U:P	46:D3:19:LYS:NZ	2.74	0.60
31:DH:137:ASP:HB3	31:DH:140:LYS:HB2	1.83	0.60
40:D1:98:LEU:C	40:D1:100:VAL:H	2.03	0.60
1:AA:271:C:H2'	1:AA:272:C:H6	1.66	0.60
1:AA:437:U:H2'	1:AA:438:G:O4'	2.02	0.60
2:AE:187:LEU:HA	2:AE:201:ILE:HB	1.83	0.60
14:AQ:45:ARG:NH1	14:AQ:49:HIS:HE1	2.00	0.60
25:BA:2310:A:H2'	25:BA:2311:A:H5'	1.84	0.60
25:BA:2898:U:H2'	25:BA:2899:G:C8	2.37	0.60
27:BD:31:LYS:HE3	27:BD:102:LYS:HD3	1.84	0.60
28:BE:167:VAL:CG1	28:BE:189:PRO:HD3	2.31	0.60
33:BM:28:THR:HA	33:BM:106:MET:HE2	1.83	0.60
33:BM:46:VAL:HG12	33:BM:47:ALA:N	2.01	0.60
54:B8:52:LYS:N	54:B8:53:PRO:CD	2.63	0.60
1:CA:965:A:C2	1:CA:969:A:C2	2.90	0.60
1:CA:1045:C:H2'	1:CA:1046:A:O4'	2.02	0.60
1:CA:1133:G:H1	1:CA:1141:C:H42	1.48	0.60
2:CE:82:ARG:HA	2:CE:92:TYR:HE1	1.67	0.60
3:CF:75:VAL:O	3:CF:83:ARG:NE	2.35	0.60
4:CG:62:GLN:HE22	4:CG:65:ARG:HE	1.49	0.60
12:CO:47:LYS:CB	12:CO:48:PRO:HD2	2.31	0.60
22:CB:31:C:H2'	22:CB:32:C:H6	1.65	0.60
25:DA:943:U:OP2	35:DO:36:LYS:HE3	2.02	0.60
25:DA:1101:U:H2'	25:DA:1102:C:H6	1.67	0.60
25:DA:1190:G:H2'	25:DA:1191:G:H8	1.67	0.60
31:DH:153:LYS:O	31:DH:161:GLY:HA2	2.02	0.60
35:DO:78:PRO:HA	35:DO:110:TYR:HD2	1.67	0.60
38:DQ:59:LYS:CD	38:DQ:60:GLY:H	2.15	0.60
38:DQ:61:ASN:O	38:DQ:65:VAL:HB	2.02	0.60
1:AA:737:A:H2'	1:AA:738:C:H6	1.64	0.60
1:AA:1159:U:C2	1:AA:1182:G:N1	2.70	0.60
2:AE:8:LYS:CD	2:AE:8:LYS:H	2.14	0.60
4:AG:3:ARG:HG2	4:AG:118:ARG:CZ	2.32	0.60
5:AH:79:GLU:HB3	5:AH:92:LYS:HG3	1.82	0.60
8:AK:7:ALA:HB2	8:AK:85:ARG:HD2	1.82	0.60
8:AK:129:VAL:HG23	8:AK:130:GLY:H	1.66	0.60
10:AM:40:LEU:HB2	10:AM:69:ASN:HB3	1.82	0.60

*Continued on next page...*

*Continued from previous page...*

Atom-1	Atom-2	Interatomic distance (Å)	Clash overlap (Å)
13:AP:60:VAL:HG13	13:AP:64:TRP:HE1	1.67	0.60
25:BA:270(M):U:H1'	25:BA:270(N):G:C6	2.36	0.60
25:BA:1156:A:C8	40:B1:51:LYS:HD2	2.37	0.60
25:BA:1204:A:H2	25:BA:1241:A:N1	2.00	0.60
25:BA:1480:G:C2	25:BA:1482:U:O2	2.54	0.60
25:BA:2416:C:OP1	35:BO:64:LYS:O	2.18	0.60
28:BE:52:LEU:CD2	28:BE:52:LEU:N	2.58	0.60
32:BK:79:ILE:HB	32:BK:142:VAL:HG12	1.84	0.60
34:BN:7:TYR:CZ	34:BN:44:LYS:HG3	2.37	0.60
35:BO:66:GLY:O	35:BO:67:MET:C	2.40	0.60
39:BR:36:GLU:HG3	39:BR:41:ARG:CD	2.25	0.60
47:BZ:84:GLY:O	47:BZ:87:PRO:HD3	2.01	0.60
1:CA:690:G:H2'	1:CA:691:G:O4'	2.01	0.60
1:CA:1127:G:N2	1:CA:1145:C:C2	2.70	0.60
3:CF:157:ILE:HD11	3:CF:166:GLU:HB2	1.84	0.60
5:CH:48:ALA:HB1	5:CH:49:PRO:HD2	1.84	0.60
25:DA:733:G:O6	25:DA:761:A:C8	2.55	0.60
25:DA:993:G:OP1	40:D1:50:ARG:NH2	2.34	0.60
25:DA:1012:U:O4	33:DM:25:ARG:HD3	2.02	0.60
25:DA:1689:A:N7	25:DA:1698:A:N1	2.49	0.60
25:DA:1786:A:C2	25:DA:2606:C:H1'	2.37	0.60
25:DA:1858:G:H1'	25:DA:1884:A:N6	2.16	0.60
25:DA:2159:G:H2'	25:DA:2160:G:O4'	2.02	0.60
25:DA:2753:A:H2'	25:DA:2754:U:H5''	1.84	0.60
29:DF:46:ARG:HG2	29:DF:46:ARG:NH1	2.11	0.60
36:DP:38:GLU:HB2	36:DP:127:ILE:HG22	1.84	0.60
37:D0:51:LEU:HD22	37:D0:66:VAL:HG13	1.82	0.60
45:DV:150:LEU:HD22	45:DV:154:ASP:HB2	1.82	0.60
48:DW:64:LEU:O	48:DW:64:LEU:HD23	2.02	0.60
50:D4:40:HIS:HB3	50:D4:45:GLY:HA3	1.82	0.60
1:AA:235:C:C5'	17:AT:70:ARG:HG2	2.28	0.60
1:AA:1157:A:H2'	1:AA:1157:A:N3	2.17	0.60
1:AA:1176:A:H2'	1:AA:1177:G:H5'	1.84	0.60
1:AA:1442:G:C6	1:AA:1446:A:N6	2.70	0.60
3:AF:32:LEU:HD13	3:AF:59:ARG:HD3	1.84	0.60
3:AF:58:GLU:H	3:AF:65:ALA:HB3	1.65	0.60
22:AB:23:A:O2'	22:AB:24:C:OP1	2.18	0.60
25:BA:141:A:C8	25:BA:1408:C:H1'	2.37	0.60
25:BA:329:G:H4'	25:BA:330:A:OP2	2.00	0.60
25:BA:1095:A:H2'	25:BA:1095:A:N3	2.15	0.60
27:BD:110:GLY:O	27:BD:112:GLN:HG3	2.00	0.60

*Continued on next page...*

*Continued from previous page...*

Atom-1	Atom-2	Interatomic distance (Å)	Clash overlap (Å)
30:BG:63:ILE:HG12	30:BG:64:THR:N	2.15	0.60
32:BK:78:THR:HG23	32:BK:141:LYS:HZ3	1.65	0.60
35:BO:16:ARG:HG3	35:BO:16:ARG:NH1	2.15	0.60
35:BO:39:LYS:HG3	35:BO:45:LEU:CD2	2.32	0.60
38:BQ:101:LEU:O	38:BQ:101:LEU:HD12	2.02	0.60
40:B1:79:PHE:C	40:B1:79:PHE:CD2	2.73	0.60
40:B1:79:PHE:HE2	40:B1:83:LEU:HD21	1.66	0.60
41:B2:65:GLY:HA3	41:B2:91:TYR:CE1	2.37	0.60
48:BW:47:ASN:O	48:BW:49:LYS:N	2.34	0.60
52:B6:41:PRO:HD2	52:B6:46:HIS:H	1.66	0.60
1:CA:632:A:C1'	1:CA:633:G:OP2	2.45	0.60
1:CA:1028(B):C:H3'	1:CA:1029:G:H5''	1.84	0.60
1:CA:1128:C:N3	1:CA:1139:G:N1	2.50	0.60
4:CG:11:LEU:HD22	4:CG:66:ARG:NE	2.17	0.60
19:CV:67:VAL:HG12	19:CV:68:GLY:N	2.15	0.60
25:DA:204:A:HO2'	25:DA:205:G:P	2.25	0.60
25:DA:340:A:H2'	25:DA:341:G:H5'	1.84	0.60
25:DA:530:G:O2'	25:DA:531:C:OP2	2.17	0.60
25:DA:639:U:H2'	25:DA:640:C:C6	2.36	0.60
25:DA:1252:G:O4'	40:D1:33:ARG:HD3	2.02	0.60
1:AA:167:G:C2'	1:AA:168:G:H5'	2.32	0.59
1:AA:872:A:C5	1:AA:874:G:C8	2.90	0.59
1:AA:933:G:O6	7:AJ:3:ARG:NH2	2.35	0.59
1:AA:1036:G:H5'	1:AA:1037:C:OP2	2.01	0.59
2:AE:236:TYR:HA	2:AE:239:VAL:HG21	1.83	0.59
10:AM:48:THR:HG23	10:AM:62:HIS:ND1	2.16	0.59
13:AP:108:ARG:HH11	13:AP:108:ARG:CG	2.12	0.59
25:BA:2467:C:C4'	36:BP:123:HIS:ND1	2.65	0.59
26:BB:89:G:H8	26:BB:89:G:OP2	1.85	0.59
27:BD:132:PRO:HD3	27:BD:190:TYR:CZ	2.37	0.59
31:BH:97:ARG:NH2	31:BH:104:GLU:OE2	2.35	0.59
34:BN:17:ARG:HE	34:BN:47:ILE:HD13	1.65	0.59
36:BP:20:ALA:CB	36:BP:99:PRO:HD2	2.32	0.59
38:BQ:48:LEU:CD2	38:BQ:82:ILE:HD11	2.32	0.59
54:B8:13:ARG:O	54:B8:14:VAL:HG23	2.01	0.59
1:CA:842:C:H4'	1:CA:848:C:O2	2.01	0.59
1:CA:1321:C:C4	1:CA:1322:C:H5	2.19	0.59
1:CA:1325:C:OP1	21:CX:15:ARG:HD2	2.01	0.59
3:CF:21:ARG:HB3	3:CF:21:ARG:NH1	2.17	0.59
4:CG:58:LEU:HD22	4:CG:62:GLN:HG3	1.84	0.59
25:DA:96:G:H4'	48:DW:48:HIS:CD2	2.37	0.59

*Continued on next page...*

*Continued from previous page...*

Atom-1	Atom-2	Interatomic distance (Å)	Clash overlap (Å)
25:DA:125:G:H4'	25:DA:126:A:OP2	2.02	0.59
25:DA:2419:U:O4	54:D8:31:HIS:CG	2.55	0.59
31:DH:149:ARG:HG3	31:DH:162:ILE:O	2.01	0.59
1:AA:96:G:H2'	1:AA:97:U:H5'	1.83	0.59
1:AA:964:A:N3	1:AA:969:A:O2'	2.33	0.59
3:AF:189:ALA:O	3:AF:191:THR:HG23	2.00	0.59
11:AN:81:ASP:OD1	11:AN:81:ASP:N	2.35	0.59
14:AQ:37:PHE:CE1	14:AQ:53:LEU:HD13	2.37	0.59
25:BA:246:C:C2'	25:BA:247:G:H5'	2.32	0.59
25:BA:1790:C:H5''	25:BA:1791:A:OP1	2.02	0.59
25:BA:2309:A:N6	25:BA:2310:A:C6	2.70	0.59
25:BA:2336:A:H61	46:B3:43:THR:CG2	2.15	0.59
28:BE:46:ALA:C	28:BE:47:VAL:CG2	2.70	0.59
33:BM:128:HIS:HD2	33:BM:129:PRO:O	1.85	0.59
35:BO:105:LEU:HD12	35:BO:105:LEU:H	1.67	0.59
38:BQ:38:GLN:HG3	38:BQ:47:THR:HG21	1.84	0.59
38:BQ:49:VAL:HG22	38:BQ:80:LEU:HD12	1.84	0.59
1:CA:188:U:O2'	1:CA:189:U:H5'	2.02	0.59
12:CO:7:ILE:HA	12:CO:10:LEU:HD12	1.84	0.59
23:CC:20:G:H4'	23:CC:21:U:OP2	2.01	0.59
25:DA:298:G:O2'	25:DA:322:A:N1	2.29	0.59
25:DA:774:A:H2	25:DA:787:U:O2'	1.82	0.59
25:DA:2898:U:H2'	25:DA:2899:G:C8	2.38	0.59
26:DB:45:A:H2'	26:DB:45:A:N3	2.16	0.59
28:DE:111:ARG:HB2	28:DE:160:TYR:O	2.01	0.59
28:DE:199:ARG:HG2	28:DE:200:GLU:N	2.16	0.59
31:DH:152:ARG:O	31:DH:153:LYS:CB	2.33	0.59
37:D0:38:VAL:HG12	37:D0:42:LYS:HD2	1.84	0.59
41:D2:49:THR:HB	41:D2:50:PRO:CD	2.31	0.59
41:D2:76:LYS:CB	41:D2:79:VAL:CG2	2.79	0.59
1:AA:336:C:O2'	1:AA:337:C:H5'	2.02	0.59
1:AA:1132:C:O2'	1:AA:1133:G:H5'	2.02	0.59
1:AA:1240:U:C4	7:AJ:32:ARG:HD3	2.37	0.59
23:AC:62:C:H2'	23:AC:63:C:C6	2.34	0.59
23:AC:66:C:O2'	23:AC:67:C:H5'	2.03	0.59
25:BA:783:A:H2'	25:BA:785:G:OP1	2.03	0.59
25:BA:847:U:C5	25:BA:933:A:C2	2.90	0.59
25:BA:1057:A:O2'	25:BA:1058:U:O4'	2.20	0.59
25:BA:1204:A:N1	25:BA:1241:A:N1	2.51	0.59
25:BA:1678:G:H22	25:BA:1989:G:H22	1.49	0.59
25:BA:2306:C:H3'	25:BA:2307:G:H5'	1.84	0.59

*Continued on next page...*

*Continued from previous page...*

Atom-1	Atom-2	Interatomic distance (Å)	Clash overlap (Å)
27:BD:148:GLU:HB3	27:BD:151:LYS:HD2	1.83	0.59
29:BF:132:VAL:HG23	29:BF:133:ASN:N	2.16	0.59
39:BR:39:ARG:HG2	39:BR:40:THR:N	2.15	0.59
48:BW:50:ILE:CD1	48:BW:51:ARG:H	2.08	0.59
1:CA:56:U:H2'	1:CA:57:G:C8	2.36	0.59
1:CA:1279:A:H5''	1:CA:1280:A:OP1	2.02	0.59
10:CM:4:ILE:HD13	10:CM:100:THR:HG21	1.84	0.59
23:CD:15:G:H5''	23:CD:16:C:OP2	2.02	0.59
25:DA:1062:G:N2	25:DA:1076:C:N3	2.50	0.59
25:DA:1786:A:H2	25:DA:2606:C:H1'	1.66	0.59
25:DA:2716:U:O2'	25:DA:2717:G:H5'	2.02	0.59
27:DD:28:GLU:HB3	27:DD:29:PRO:CD	2.33	0.59
28:DE:3:GLY:HA3	28:DE:81:ILE:CD1	2.31	0.59
30:DG:96:ARG:HG2	30:DG:96:ARG:NH1	2.16	0.59
33:DM:71:ILE:HD12	33:DM:71:ILE:O	2.03	0.59
36:DP:75:THR:HG22	36:DP:89:ASN:H	1.67	0.59
38:DQ:20:ARG:HG2	38:DQ:20:ARG:O	2.02	0.59
40:D1:81:HIS:CE1	40:D1:85:LYS:HD2	2.36	0.59
41:D2:69:LYS:CG	41:D2:86:GLY:HA3	2.24	0.59
45:DV:175:VAL:HG13	45:DV:176:PRO:HD3	1.82	0.59
1:AA:673:G:H2'	1:AA:674:G:C8	2.37	0.59
1:AA:943:U:H1'	9:AL:124:GLN:HE22	1.67	0.59
1:AA:1502:A:H2	1:AA:1505:G:H1	1.51	0.59
9:AL:18:PHE:HD1	9:AL:62:TYR:HD2	1.48	0.59
23:AC:20:G:C4	23:AC:58:A:C2	2.90	0.59
25:BA:873:G:H1	25:BA:904:C:N4	1.99	0.59
25:BA:1336:A:OP2	43:BT:64:LYS:HE3	2.01	0.59
25:BA:2309:A:C3'	25:BA:2310:A:H5'	2.32	0.59
25:BA:2469:A:H61	25:BA:2481:G:H1'	1.66	0.59
36:BP:33:GLY:HA2	36:BP:105:GLU:HA	1.84	0.59
44:BU:49:VAL:HG12	44:BU:50:ARG:H	1.66	0.59
53:B7:48:LYS:O	53:B7:49:ARG:CB	2.50	0.59
1:CA:45:U:H2'	1:CA:46:G:C8	2.37	0.59
1:CA:396:G:O2'	1:CA:398:C:OP1	2.17	0.59
1:CA:972:C:C4'	10:CM:57:LYS:HG3	2.31	0.59
11:CN:63:LEU:HD23	11:CN:63:LEU:H	1.68	0.59
25:DA:654(D):G:H1	25:DA:654(Q):C:N4	2.00	0.59
25:DA:975:G:H1'	25:DA:990:A:C2	2.38	0.59
25:DA:2761:G:H1'	31:DH:143:GLN:OE1	2.02	0.59
25:DA:2790:A:C4'	25:DA:2791:C:OP2	2.50	0.59
31:DH:117:PRO:HB3	31:DH:123:PHE:HE1	1.64	0.59

*Continued on next page...*

*Continued from previous page...*

Atom-1	Atom-2	Interatomic distance (Å)	Clash overlap (Å)
46:D3:38:VAL:CG1	46:D3:40:GLN:HG2	2.33	0.59
1:AA:626:U:C2	1:AA:627:G:C8	2.91	0.59
1:AA:923:A:O2'	1:AA:1399:C:OP2	2.16	0.59
20:AW:23:ARG:O	20:AW:27:LYS:HB3	2.01	0.59
23:AD:15:G:H2'	23:AD:60:A:C2	2.37	0.59
25:BA:774:A:C2	25:BA:787:U:O2'	2.49	0.59
25:BA:2159:G:H2'	25:BA:2160:G:H8	1.66	0.59
25:BA:2208:U:O2'	25:BA:2209:C:H5'	2.02	0.59
25:BA:2439:A:H4'	25:BA:2440:C:O5'	2.02	0.59
25:BA:2483:C:N3	36:BP:124:LYS:HE3	2.16	0.59
28:BE:59:VAL:CG1	28:BE:63:LEU:HD13	2.32	0.59
36:BP:80:GLU:OE2	36:BP:80:GLU:HA	2.02	0.59
49:BX:52:HIS:CD2	49:BX:52:HIS:H	2.21	0.59
1:CA:973:G:H1'	10:CM:55:LYS:CE	2.30	0.59
1:CA:1135:U:H4'	1:CA:1136:U:H5	1.67	0.59
2:CE:43:ASP:O	2:CE:47:THR:OG1	2.17	0.59
25:DA:1012:U:H5	33:DM:28:THR:HG21	1.66	0.59
25:DA:2311:A:O2'	30:DG:88:ILE:CD1	2.50	0.59
28:DE:36:ARG:NH2	28:DE:88:GLY:HA3	2.16	0.59
28:DE:45:THR:O	28:DE:45:THR:CG2	2.44	0.59
36:DP:57:HIS:O	36:DP:57:HIS:CG	2.56	0.59
1:AA:824:C:H4'	8:AK:1:MET:HB2	1.83	0.59
1:AA:1399:C:H4'	1:AA:1400:C:O5'	2.02	0.59
1:AA:1435:G:H2'	1:AA:1436:U:C6	2.38	0.59
25:BA:1188:U:O2'	25:BA:1189:A:H5'	2.02	0.59
28:BE:50:GLY:CA	28:BE:77:ILE:HA	2.25	0.59
28:BE:79:ARG:NH2	28:BE:164:ARG:NH1	2.49	0.59
28:BE:119:ARG:HH11	28:BE:119:ARG:HG3	1.68	0.59
44:BU:35:TYR:CE1	44:BU:69:ALA:HB3	2.37	0.59
54:B8:16:ILE:HD13	54:B8:57:ARG:HG2	1.84	0.59
1:CA:404:U:H2'	1:CA:405:U:C6	2.37	0.59
4:CG:30:LYS:N	4:CG:30:LYS:HE2	2.17	0.59
5:CH:55:VAL:O	5:CH:58:ALA:HB3	2.01	0.59
7:CJ:143:ARG:NH1	23:CD:42:C:O2'	2.36	0.59
8:CK:35:ILE:O	8:CK:39:LEU:HB2	2.03	0.59
22:CB:44:G:O2'	22:CB:45:U:H5'	2.03	0.59
25:DA:572:A:H5''	25:DA:573:G:OP2	2.03	0.59
25:DA:975:G:N2	25:DA:990:A:O4'	2.36	0.59
25:DA:1558:A:H4'	25:DA:1559:G:O5'	2.02	0.59
25:DA:2131:G:H5'	25:DA:2132:U:OP1	2.02	0.59
25:DA:2584:U:H5''	25:DA:2585:U:OP2	2.03	0.59

*Continued on next page...*

*Continued from previous page...*

Atom-1	Atom-2	Interatomic distance (Å)	Clash overlap (Å)
35:DO:15:ARG:O	35:DO:16:ARG:O	2.21	0.59
38:DQ:7:TYR:CZ	38:DQ:91:PRO:HG3	2.38	0.59
52:D6:9:LEU:N	52:D6:27:LYS:HG3	2.18	0.59
1:AA:763:G:H2'	1:AA:764:C:H6	1.68	0.59
1:AA:1065:U:O2'	1:AA:1066:C:OP2	2.20	0.59
1:AA:1133:G:H2'	1:AA:1134:G:H8	1.68	0.59
20:AW:10:LEU:HD21	20:AW:12:ALA:HB2	1.80	0.59
22:AB:50:A:N1	22:AB:52:U:H5''	2.18	0.59
25:BA:989:G:C8	49:BX:13:ILE:HD11	2.37	0.59
25:BA:1102:C:H2'	25:BA:1103:A:H8	1.67	0.59
25:BA:1980:G:O2'	25:BA:1982:C:OP2	2.17	0.59
25:BA:2724:C:OP1	28:BE:118:LYS:HE3	2.02	0.59
27:BD:264:LYS:O	27:BD:267:SER:HB2	2.03	0.59
35:BO:64:LYS:HB3	54:B8:25:MET:HG2	1.82	0.59
39:BR:16:ARG:NH2	39:BR:83:ILE:O	2.36	0.59
39:BR:26:ASP:O	39:BR:49:VAL:HG13	2.02	0.59
51:B5:40:LYS:CG	51:B5:47:PRO:HD2	2.33	0.59
1:CA:513:C:H42	1:CA:538:G:H1	1.51	0.59
1:CA:984:C:H2'	1:CA:985:C:C6	2.38	0.59
1:CA:1112:C:N3	3:CF:178:LEU:HB2	2.18	0.59
1:CA:1127:G:N2	1:CA:1144:G:H22	2.01	0.59
6:CI:72:VAL:HG13	6:CI:73:ASN:H	1.67	0.59
19:CV:31:ILE:CG2	19:CV:50:ALA:H	2.15	0.59
25:DA:535:C:O2'	25:DA:536:A:H5'	2.02	0.59
25:DA:912:C:O2	25:DA:912:C:H2'	2.03	0.59
25:DA:2271:G:H5''	46:D3:20:ARG:CD	2.32	0.59
25:DA:2287:A:C2	25:DA:2346:A:N1	2.70	0.59
25:DA:2537:U:H2'	25:DA:2538:C:C6	2.38	0.59
25:DA:2720:U:C4	25:DA:2873:A:N1	2.70	0.59
25:DA:2823:A:OP1	28:DE:113:PHE:HB2	2.03	0.59
27:DD:35:LYS:CB	27:DD:64:ILE:H	2.16	0.59
29:DF:11:VAL:HG23	29:DF:12:LEU:H	1.66	0.59
29:DF:29:ASN:N	29:DF:112:MET:HE1	2.17	0.59
30:DG:67:LYS:HB3	50:D4:6:HIS:CD2	2.37	0.59
32:DK:77:LEU:HA	32:DK:141:LYS:H	1.68	0.59
33:DM:4:TYR:CE2	40:D1:100:VAL:HG11	2.37	0.59
39:DR:56:GLY:O	39:DR:59:THR:N	2.35	0.59
43:DT:15:GLU:CD	43:DT:15:GLU:H	2.04	0.59
45:DV:120:ILE:HB	45:DV:169:GLU:OE2	2.03	0.59
1:AA:664:G:H22	1:AA:741:G:H1	1.50	0.59
1:AA:1368:G:OP1	9:AL:111:ARG:NH2	2.36	0.59

*Continued on next page...*

*Continued from previous page...*

Atom-1	Atom-2	Interatomic distance (Å)	Clash overlap (Å)
4:AG:162:LEU:O	4:AG:165:MET:HB2	2.03	0.59
19:AV:42:PRO:HD3	50:B4:63:TYR:CD1	2.37	0.59
23:AD:22:A:H2	23:AD:47:G:H2'	1.67	0.59
25:BA:528:A:C2	25:BA:2043:C:H4'	2.37	0.59
25:BA:1494:A:O2'	25:BA:1495:A:H5'	2.03	0.59
25:BA:1827:C:H2'	25:BA:1828:G:H5'	1.85	0.59
28:BE:38:THR:O	28:BE:40:GLU:N	2.36	0.59
28:BE:61:ARG:O	28:BE:63:LEU:N	2.30	0.59
41:B2:44:LYS:CG	41:B2:45:THR:N	2.65	0.59
46:B3:38:VAL:HG12	46:B3:40:GLN:HG2	1.85	0.59
1:CA:77:C:H3'	1:CA:78:G:H5''	1.84	0.59
1:CA:485:G:O2'	1:CA:486:U:H6	1.86	0.59
1:CA:1016:A:H2'	1:CA:1017:G:O4'	2.01	0.59
1:CA:1128:C:HO2'	1:CA:1129:C:P	2.25	0.59
2:CE:19:HIS:CE1	2:CE:204:ASN:HB3	2.38	0.59
25:DA:330:A:H2	25:DA:1210:A:C2'	2.16	0.59
25:DA:877:U:O4	25:DA:899:A:N6	2.34	0.59
25:DA:1064:C:H2'	25:DA:1065:U:C6	2.38	0.59
25:DA:2192:G:C2'	25:DA:2193:G:H5'	2.33	0.59
25:DA:2210:G:H3'	25:DA:2211:G:C4	2.38	0.59
25:DA:2284:C:OP2	52:D6:27:LYS:HD2	2.03	0.59
25:DA:2298:A:H1'	25:DA:2321:G:H22	1.68	0.59
28:DE:38:THR:HG23	28:DE:40:GLU:HB2	1.84	0.59
37:D0:24:GLN:HE22	37:D0:36:THR:HG21	1.68	0.59
1:AA:1004:A:C1'	1:AA:1036:G:H1	2.13	0.59
26:BB:90:C:H5'	36:BP:18:LYS:HA	1.84	0.59
31:BH:27:LYS:O	31:BH:27:LYS:HG3	2.03	0.59
1:CA:413:G:O2'	1:CA:428:G:N2	2.36	0.59
1:CA:1151:A:O2'	1:CA:1152:A:O5'	2.18	0.59
4:CG:105:VAL:HG21	4:CG:126:ILE:HG13	1.83	0.59
12:CO:69:TYR:CG	12:CO:90:VAL:HG21	2.37	0.59
13:CP:102:ARG:O	13:CP:107:ALA:HB2	2.03	0.59
25:DA:278:A:O2'	25:DA:279:C:OP1	2.15	0.59
25:DA:779:U:OP1	27:DD:49:ILE:HG23	2.03	0.59
25:DA:886:C:H1'	25:DA:890:A:C2	2.37	0.59
25:DA:1486:A:H2'	25:DA:1487:G:H8	1.67	0.59
25:DA:1863:G:O2'	25:DA:2411:A:O2'	2.21	0.59
25:DA:2056:G:C2	25:DA:2057:A:C8	2.90	0.59
25:DA:2565:A:H5''	25:DA:2566:A:OP2	2.02	0.59
25:DA:2681:C:H6	25:DA:2683:C:H41	1.50	0.59
30:DG:83:ARG:O	30:DG:86:MET:HB2	2.02	0.59

*Continued on next page...*



*Continued from previous page...*

Atom-1	Atom-2	Interatomic distance (Å)	Clash overlap (Å)
1:AA:438:G:H4'	4:AG:123:HIS:ND1	2.17	0.59
1:AA:719:C:H5	1:AA:720:C:C4	2.21	0.59
1:AA:1149:C:P	9:AL:9:ARG:HH21	2.26	0.59
14:AQ:2:ALA:HB1	14:AQ:6:LEU:CD1	2.33	0.59
20:AW:13:LEU:C	20:AW:13:LEU:HD12	2.23	0.59
25:BA:529:A:H8	25:BA:530:G:C6	2.21	0.59
25:BA:592:G:N2	54:B8:4:MET:HE1	2.17	0.59
25:BA:1147:C:H2'	25:BA:1148:A:H5''	1.85	0.59
25:BA:2121:G:H1	25:BA:2177:C:H42	1.51	0.59
25:BA:2173:A:H8	25:BA:2173:A:OP1	1.86	0.59
27:BD:32:SER:O	27:BD:33:LEU:HB3	2.01	0.59
31:BH:89:ILE:HG12	31:BH:89:ILE:O	2.02	0.59
31:BH:92:ILE:HD12	31:BH:92:ILE:N	2.16	0.59
33:BM:46:VAL:O	33:BM:47:ALA:CB	2.51	0.59
34:BN:4:PRO:O	34:BN:5:GLN:CB	2.50	0.59
37:B0:104:ARG:HH12	37:B0:107:ASP:CG	2.06	0.59
50:B4:34:GLU:HG2	50:B4:35:VAL:N	2.17	0.59
54:B8:17:THR:OG1	54:B8:21:LYS:HB2	2.02	0.59
1:CA:1072:G:C6	1:CA:1073:U:C4	2.90	0.59
1:CA:1305:G:C5'	21:CX:4:GLY:HA3	2.32	0.59
1:CA:1317:C:OP1	14:CQ:16:PHE:HB3	2.03	0.59
1:CA:1386:G:C2	1:CA:1387:G:N7	2.71	0.59
2:CE:137:ARG:HH12	2:CE:140:HIS:CB	2.11	0.59
11:CN:69:ALA:HB1	11:CN:103:LEU:HD21	1.84	0.59
12:CO:23:LYS:HE2	12:CO:23:LYS:H	1.68	0.59
17:CT:87:LYS:O	17:CT:91:ARG:HG3	2.03	0.59
25:DA:277:C:H5''	25:DA:278:A:N7	2.17	0.59
25:DA:330:A:HO2'	25:DA:331:A:H8	1.50	0.59
25:DA:1109:C:H5''	25:DA:1110:G:OP2	2.02	0.59
25:DA:1499:C:O2'	25:DA:1500:G:H5'	2.03	0.59
25:DA:1676:A:C2	25:DA:1993:U:H5'	2.38	0.59
25:DA:2371:G:H4'	52:D6:45:LYS:CG	2.33	0.59
27:DD:48:ARG:HG3	27:DD:48:ARG:HH11	1.66	0.59
33:DM:128:HIS:HE2	33:DM:134:ARG:HD2	1.68	0.59
35:DO:37:GLY:O	35:DO:40:SER:OG	2.21	0.59
36:DP:7:MET:CB	36:DP:10:ARG:HH22	2.15	0.59
45:DV:52:SER:O	45:DV:52:SER:OG	2.14	0.59
1:AA:78:G:H1	1:AA:91:C:H42	1.50	0.58
1:AA:93:U:H2'	1:AA:95:G:C4'	2.33	0.58
1:AA:157:G:H2'	1:AA:158:G:H5'	1.85	0.58
1:AA:1299:A:H2'	1:AA:1301:U:H1'	1.84	0.58

*Continued on next page...*

*Continued from previous page...*

Atom-1	Atom-2	Interatomic distance (Å)	Clash overlap (Å)
4:AG:30:LYS:HA	4:AG:34:GLU:HB2	1.85	0.58
25:BA:890:A:H3'	25:BA:892:G:H8	1.68	0.58
25:BA:1668:A:N3	25:BA:1670:C:C4	2.71	0.58
25:BA:2795:G:H3'	25:BA:2797:U:C5'	2.33	0.58
29:BF:178:PRO:HB3	29:BF:198:ALA:HB1	1.85	0.58
31:BH:152:ARG:HE	31:BH:153:LYS:NZ	2.00	0.58
35:BO:19:VAL:HG22	35:BO:20:GLY:H	1.68	0.58
45:BV:107:THR:HB	45:BV:108:PRO:HD2	1.85	0.58
47:BZ:41:ARG:HH11	47:BZ:41:ARG:HG3	1.67	0.58
51:B5:40:LYS:NZ	51:B5:46:CYS:HB3	2.18	0.58
1:CA:978:A:H5'	1:CA:979:C:OP2	2.02	0.58
1:CA:980:C:H5'	1:CA:981:U:OP2	2.03	0.58
1:CA:1151:A:H5'	10:CM:41:PRO:HA	1.85	0.58
1:CA:1208:C:H2'	1:CA:1209:C:H6	1.68	0.58
1:CA:1326:C:OP1	21:CX:17:THR:OG1	2.20	0.58
3:CF:113:ALA:HB3	3:CF:114:PRO:HD3	1.85	0.58
4:CG:31:CYS:O	4:CG:32:ALA:HB3	2.03	0.58
5:CH:91:LEU:HD12	5:CH:120:THR:CG2	2.28	0.58
12:CO:62:SER:HB2	12:CO:64:TYR:CD1	2.33	0.58
22:CB:22:G:N2	22:CB:59:U:H5'	2.18	0.58
25:DA:234:C:H2'	25:DA:235:U:H6	1.67	0.58
25:DA:1283:G:N2	25:DA:1286:A:H5'	2.18	0.58
25:DA:1688:U:O2	25:DA:1700:A:H5'	2.03	0.58
25:DA:1991:U:C2'	25:DA:1992:G:H5''	2.33	0.58
25:DA:2470:G:OP1	36:DP:56:ARG:CZ	2.50	0.58
25:DA:2638:G:HO2'	25:DA:2639:A:H8	1.48	0.58
27:DD:35:LYS:HD2	27:DD:104:TYR:CE1	2.33	0.58
32:DK:27:ARG:HG2	47:DZ:71:TYR:CE1	2.38	0.58
35:DO:66:GLY:O	35:DO:67:MET:C	2.40	0.58
40:D1:62:ILE:HG13	40:D1:76:TYR:CE1	2.37	0.58
40:D1:66:ASN:O	40:D1:70:ARG:HD2	2.03	0.58
42:DS:29:LEU:HD21	42:DS:33:ARG:CZ	2.33	0.58
52:D6:15:GLU:HG2	52:D6:16:CYS:N	2.17	0.58
1:AA:310:G:OP1	16:AS:27:LYS:NZ	2.36	0.58
1:AA:1405:G:O4'	1:AA:1519:A:H4'	2.03	0.58
4:AG:19:LEU:HD22	4:AG:19:LEU:N	2.15	0.58
25:BA:674:G:C1'	29:BF:74:ARG:HD3	2.29	0.58
25:BA:1242:A:H5''	25:BA:1243:G:OP2	2.03	0.58
25:BA:1544:C:H2'	25:BA:1544:C:O2	2.02	0.58
25:BA:1678:G:H8	25:BA:1678:G:O5'	1.86	0.58
27:BD:35:LYS:N	27:BD:64:ILE:HG23	2.18	0.58

*Continued on next page...*

*Continued from previous page...*

Atom-1	Atom-2	Interatomic distance (Å)	Clash overlap (Å)
33:BM:24:GLY:HA2	33:BM:27:ALA:HB3	1.85	0.58
35:BO:85:LEU:HA	35:BO:88:LEU:HD22	1.86	0.58
37:B0:38:VAL:HB	37:B0:39:PRO:HD3	1.85	0.58
1:CA:262:A:H5'	20:CW:74:LYS:HG3	1.84	0.58
1:CA:1152:A:H2'	1:CA:1153:C:H6	1.68	0.58
1:CA:1302:U:C5	13:CP:17:VAL:HG21	2.37	0.58
5:CH:107:ARG:HG2	5:CH:108:ALA:N	2.18	0.58
6:CI:33:TYR:HE1	6:CI:78:GLU:HG3	1.68	0.58
9:CL:8:GLY:HA3	9:CL:79:LEU:HB3	1.86	0.58
10:CM:23:ILE:HA	10:CM:26:ALA:HB3	1.85	0.58
10:CM:69:ASN:O	10:CM:70:ARG:HG3	2.03	0.58
23:CD:35:C:H2'	23:CD:35:C:O2	2.02	0.58
25:DA:1070:A:H8	25:DA:1096:A:O2'	1.85	0.58
25:DA:1250:G:N7	35:DO:18:ARG:NH2	2.51	0.58
25:DA:1392:A:N6	25:DA:1393:A:N6	2.51	0.58
27:DD:31:LYS:O	27:DD:31:LYS:HG3	2.03	0.58
32:DK:75:LEU:HD23	32:DK:76:THR:N	2.18	0.58
40:D1:61:TRP:O	40:D1:65:ILE:HD13	2.04	0.58
1:AA:93:U:H2'	1:AA:95:G:O4'	2.03	0.58
1:AA:116:A:H61	1:AA:313:A:H1'	1.68	0.58
1:AA:1156:G:H2'	1:AA:1157:A:H5''	1.85	0.58
4:AG:146:ILE:HD12	4:AG:146:ILE:N	2.18	0.58
15:AR:25:THR:HG21	15:AR:70:LEU:HB2	1.84	0.58
25:BA:1142(A):A:C4	25:BA:1144:G:C8	2.91	0.58
25:BA:1329:U:H5''	25:BA:1330:C:C5	2.38	0.58
25:BA:1442:G:C2	25:BA:1550:C:O2	2.56	0.58
25:BA:2314:C:H2'	25:BA:2315:G:H8	1.68	0.58
27:BD:70:TRP:C	27:BD:70:TRP:CD1	2.76	0.58
27:BD:123:ALA:CB	27:BD:131:LEU:HG	2.33	0.58
28:BE:35:GLN:CD	28:BE:37:ARG:NH1	2.57	0.58
28:BE:79:ARG:NE	28:BE:197:ILE:HG22	2.19	0.58
33:BM:42:TRP:CD1	40:B1:63:VAL:HG11	2.38	0.58
33:BM:45:ASN:O	33:BM:45:ASN:CG	2.41	0.58
40:B1:90:VAL:O	40:B1:92:ARG:N	2.36	0.58
42:BS:3:ALA:HB2	42:BS:64:MET:HE3	1.85	0.58
46:B3:42:GLY:C	46:B3:57:PHE:HD1	2.07	0.58
54:B8:36:LYS:HD3	54:B8:40:GLU:CD	2.23	0.58
1:CA:1503:A:C8	1:CA:1531:A:N3	2.71	0.58
8:CK:103:VAL:HG21	8:CK:110:ALA:HB2	1.84	0.58
19:CV:41:VAL:O	19:CV:44:MET:HB2	2.03	0.58
25:DA:172:C:H2'	25:DA:173:G:H8	1.67	0.58

*Continued on next page...*

*Continued from previous page...*

Atom-1	Atom-2	Interatomic distance (Å)	Clash overlap (Å)
25:DA:846:C:C2	25:DA:847:U:H5	2.20	0.58
25:DA:1388:G:C2'	25:DA:1389:G:H5'	2.33	0.58
25:DA:1926:U:H2'	25:DA:1928:A:OP2	2.03	0.58
25:DA:2062:A:H62	25:DA:2503:A:N6	2.01	0.58
31:DH:6:ARG:HB2	31:DH:66:GLY:HA2	1.85	0.58
31:DH:111:HIS:ND1	31:DH:112:PRO:HD2	2.17	0.58
35:DO:80:TYR:CD1	35:DO:111:ARG:HB3	2.38	0.58
37:D0:86:ARG:HG2	37:D0:118:GLU:OE2	2.03	0.58
41:D2:43:GLU:O	41:D2:44:LYS:HG2	2.03	0.58
1:AA:200:G:N2	1:AA:218:C:C2	2.71	0.58
1:AA:244:U:H4'	1:AA:245:C:C5'	2.33	0.58
1:AA:1004:A:H8	1:AA:1036:G:N2	2.01	0.58
1:AA:1086:U:H3	1:AA:1099:G:H22	1.51	0.58
2:AE:204:ASN:HD22	2:AE:205:ASP:N	2.00	0.58
9:AL:93:ARG:HB2	9:AL:93:ARG:HH11	1.67	0.58
10:AM:48:THR:HG23	10:AM:62:HIS:CB	2.33	0.58
25:BA:363(B):G:H2'	25:BA:363(C):G:H8	1.68	0.58
25:BA:442:G:H21	29:BF:48:THR:HG23	1.67	0.58
25:BA:780:G:N2	25:BA:783:A:N6	2.43	0.58
25:BA:1771:C:C1'	25:BA:1786:A:H8	2.16	0.58
25:BA:2473:U:N3	25:BA:2474:C:C6	2.71	0.58
25:BA:2811:G:C2'	25:BA:2812:G:H5'	2.33	0.58
27:BD:145:VAL:HG12	27:BD:146:GLU:O	2.03	0.58
32:BK:13:GLY:HA3	32:BK:17:GLN:OE1	2.02	0.58
32:BK:73:GLU:HG3	32:BK:137:PRO:HD2	1.84	0.58
40:B1:92:ARG:HD2	41:B2:11:GLN:HB2	1.86	0.58
1:CA:640:A:C2'	1:CA:641:U:H5'	2.33	0.58
1:CA:827:U:H3	1:CA:872:A:N6	2.00	0.58
1:CA:1084:G:H2'	1:CA:1085:U:H6	1.67	0.58
1:CA:1186:G:N2	1:CA:1187:G:H1'	2.18	0.58
1:CA:1333:A:H2'	1:CA:1334:G:O4'	2.04	0.58
1:CA:1503:A:H1'	1:CA:1504:G:OP1	2.02	0.58
2:CE:144:ARG:HD2	2:CE:148:TYR:CE2	2.38	0.58
22:CB:70:G:H3'	22:CB:71:U:C6	2.38	0.58
23:CD:21:U:C2'	23:CD:22:A:H5''	2.33	0.58
25:DA:579:G:H2'	25:DA:580:C:C6	2.38	0.58
25:DA:1142(A):A:C8	25:DA:1144:G:N7	2.71	0.58
25:DA:1677:A:H2'	25:DA:1678:G:C8	2.38	0.58
25:DA:1826:G:C2'	25:DA:1827:C:O5'	2.51	0.58
25:DA:2015:A:C2	51:D5:6:VAL:CG2	2.86	0.58
25:DA:2142:C:H2'	25:DA:2143:C:C6	2.38	0.58

*Continued on next page...*

*Continued from previous page...*

Atom-1	Atom-2	Interatomic distance (Å)	Clash overlap (Å)
25:DA:2818:G:O2'	25:DA:2819:G:H5'	2.03	0.58
26:DB:40:U:H1'	26:DB:46:A:C2	2.37	0.58
28:DE:128:SER:OG	28:DE:129:HIS:N	2.35	0.58
34:DN:47:ILE:CG1	34:DN:48:PRO:HD2	2.29	0.58
35:DO:47:ASP:O	35:DO:49:ARG:N	2.36	0.58
35:DO:71:VAL:HG13	35:DO:72:PRO:HD3	1.85	0.58
38:DQ:24:LEU:HD23	38:DQ:84:GLN:O	2.03	0.58
45:DV:145:GLU:O	45:DV:145:GLU:HG3	2.03	0.58
47:DZ:92:LYS:O	47:DZ:95:LEU:N	2.27	0.58
1:AA:200:G:H1	1:AA:217:C:H42	1.50	0.58
1:AA:1312:G:C2'	1:AA:1313:U:H5'	2.34	0.58
10:AM:16:LEU:HD11	10:AM:70:ARG:HB2	1.84	0.58
12:AO:62:SER:HB2	12:AO:64:TYR:HD1	1.68	0.58
19:AV:15:LEU:O	19:AV:19:VAL:HG23	2.03	0.58
25:BA:606:U:H4'	25:BA:658:C:H4'	1.85	0.58
25:BA:1038:C:H2'	25:BA:1039:G:O4'	2.03	0.58
25:BA:1179:C:C2'	25:BA:1180:C:H5''	2.31	0.58
25:BA:1278:A:O2'	37:B0:34:ILE:HD11	2.03	0.58
25:BA:1316:U:H2'	25:BA:1317:A:C8	2.38	0.58
28:BE:52:LEU:CB	28:BE:75:VAL:HG22	2.25	0.58
28:BE:119:ARG:HH12	28:BE:158:GLY:CA	2.16	0.58
29:BF:20:LEU:HD12	29:BF:21:ALA:H	1.69	0.58
30:BG:114:ILE:HB	30:BG:117:PHE:HB2	1.86	0.58
32:BK:10:GLU:O	32:BK:11:ASN:HB2	2.03	0.58
33:BM:73:THR:HB	33:BM:82:LEU:HD11	1.86	0.58
35:BO:15:ARG:O	35:BO:16:ARG:O	2.21	0.58
1:CA:390:C:H2'	1:CA:391:G:C8	2.37	0.58
1:CA:552:U:C2'	1:CA:553:A:H5'	2.33	0.58
1:CA:1190:G:H5'	3:CF:176:HIS:NE2	2.18	0.58
1:CA:1392:G:O2'	1:CA:1393:U:H5'	2.03	0.58
1:CA:1510:U:H2'	1:CA:1511:G:C8	2.38	0.58
4:CG:22:LYS:HG3	4:CG:26:CYS:SG	2.44	0.58
25:DA:601:C:O2	25:DA:605:C:H4'	2.04	0.58
25:DA:747:U:O2	25:DA:2014:A:H1'	2.04	0.58
25:DA:2150:U:H2'	25:DA:2151:G:C8	2.38	0.58
25:DA:2314:C:C2'	25:DA:2315:G:H5'	2.33	0.58
25:DA:2364:C:O2'	25:DA:2365:G:H5'	2.03	0.58
25:DA:2389:G:H5''	25:DA:2390:U:H5'	1.85	0.58
26:DB:56:G:H4'	26:DB:57:A:H8	1.69	0.58
30:DG:42:GLY:O	30:DG:43:LEU:HD13	2.03	0.58
33:DM:18:ALA:HA	33:DM:21:LYS:HD2	1.84	0.58

*Continued on next page...*

*Continued from previous page...*

Atom-1	Atom-2	Interatomic distance (Å)	Clash overlap (Å)
36:DP:79:LEU:HD13	36:DP:80:GLU:OE2	2.04	0.58
39:DR:98:LYS:HB3	39:DR:100:TYR:CE1	2.38	0.58
44:DU:17:SER:OG	44:DU:18:GLY:N	2.34	0.58
1:AA:559:A:OP1	5:AH:126:ARG:NH2	2.37	0.58
1:AA:753:A:H4'	1:AA:754:C:H5''	1.86	0.58
1:AA:859:A:H2'	1:AA:860:A:H8	1.68	0.58
1:AA:1301:U:O4	1:AA:1303:C:H1'	2.04	0.58
8:AK:14:ARG:O	8:AK:18:ARG:HD3	2.04	0.58
25:BA:270(L):U:O2	32:BK:50:ARG:HD2	2.03	0.58
25:BA:1069:A:H4'	25:BA:1070:A:O5'	2.02	0.58
25:BA:1405:U:H2'	25:BA:1406:U:C6	2.38	0.58
25:BA:2098:U:H2'	25:BA:2099:U:O4'	2.04	0.58
25:BA:2248:C:C2'	25:BA:2249:U:H5'	2.34	0.58
25:BA:2572:A:N7	28:BE:145:LYS:HB2	2.19	0.58
33:BM:115:ARG:H	33:BM:118:LYS:HE3	1.69	0.58
35:BO:68:GLN:HG2	54:B8:12:LYS:HD3	1.84	0.58
1:CA:711:G:O2'	1:CA:712:A:H5'	2.03	0.58
1:CA:811:C:H4'	1:CA:900:A:N6	2.19	0.58
1:CA:973:G:C1'	10:CM:55:LYS:HE2	2.31	0.58
1:CA:1159:U:O2	1:CA:1181:G:O6	2.22	0.58
1:CA:1316:G:H2'	1:CA:1317:C:H5''	1.85	0.58
2:CE:141:GLU:O	2:CE:145:LEU:HB2	2.04	0.58
4:CG:24:GLU:HG2	4:CG:25:ARG:H	1.67	0.58
8:CK:82:HIS:O	8:CK:82:HIS:HD2	1.87	0.58
10:CM:4:ILE:HA	10:CM:100:THR:HG22	1.86	0.58
11:CN:59:TYR:CE1	11:CN:63:LEU:HD21	2.38	0.58
12:CO:41:ARG:HD2	12:CO:42:THR:H	1.68	0.58
23:CD:9:G:O2'	23:CD:10:G:C8	2.53	0.58
25:DA:637:A:P	35:DO:116:GLY:HA2	2.44	0.58
25:DA:854:G:H2'	25:DA:855:G:H8	1.68	0.58
25:DA:905:U:H3'	25:DA:906:G:H5''	1.85	0.58
25:DA:1378:A:OP1	53:D7:10:ARG:NH2	2.36	0.58
25:DA:1384:A:N3	25:DA:1405:U:H1'	2.18	0.58
27:DD:25:THR:HG23	27:DD:26:LYS:N	2.18	0.58
27:DD:267:SER:C	27:DD:269:PHE:H	2.06	0.58
28:DE:38:THR:HG23	28:DE:40:GLU:N	2.15	0.58
30:DG:145:THR:HG23	50:D4:28:LYS:HE2	1.85	0.58
31:DH:143:GLN:HE21	31:DH:143:GLN:HA	1.68	0.58
38:DQ:69:VAL:HG13	38:DQ:101:LEU:HD22	1.86	0.58
45:DV:157:LEU:HB3	45:DV:161:VAL:HG12	1.85	0.58
51:D5:31:VAL:HG13	51:D5:42:PRO:HG3	1.85	0.58

*Continued on next page...*

*Continued from previous page...*

Atom-1	Atom-2	Interatomic distance (Å)	Clash overlap (Å)
1:AA:87:A:OP1	1:AA:87:A:H4'	2.03	0.58
1:AA:1096:C:H2'	1:AA:1097:C:C6	2.37	0.58
25:BA:64:A:O3'	43:BT:71:GLY:HA3	2.04	0.58
25:BA:414:C:H2'	25:BA:415:A:H8	1.67	0.58
25:BA:1477:A:C2	25:BA:1517:G:C2	2.91	0.58
25:BA:1482:U:O4	25:BA:1510:A:C8	2.56	0.58
25:BA:1593:G:H2'	25:BA:1594:G:C8	2.39	0.58
25:BA:1792:G:H5'	27:BD:205:VAL:HG13	1.86	0.58
25:BA:2126:A:N6	25:BA:2163:C:H1'	2.19	0.58
29:BF:64:ILE:O	29:BF:65:TRP:CD1	2.57	0.58
38:BQ:85:VAL:CG2	38:BQ:112:PHE:CZ	2.85	0.58
39:BR:61:PHE:HD2	39:BR:61:PHE:H	1.52	0.58
43:BT:70:LEU:N	43:BT:70:LEU:HD23	2.19	0.58
45:BV:111:VAL:O	45:BV:111:VAL:HG23	2.03	0.58
45:BV:150:LEU:CD2	45:BV:154:ASP:HB2	2.32	0.58
50:B4:57:GLU:HA	50:B4:60:GLN:HB2	1.86	0.58
1:CA:731:G:H5'	1:CA:766:A:H4'	1.85	0.58
25:DA:11:G:H2'	25:DA:12:U:H5'	1.86	0.58
25:DA:91:A:H2'	25:DA:92:G:O4'	2.03	0.58
25:DA:2303:G:O2'	25:DA:2304:G:H5'	2.04	0.58
25:DA:2439:A:C8	25:DA:2439:A:C5'	2.86	0.58
35:DO:131:SER:HB3	35:DO:134:ALA:H	1.67	0.58
38:DQ:87:PHE:CD2	38:DQ:87:PHE:C	2.77	0.58
42:DS:54:ALA:HB1	42:DS:107:LEU:HD22	1.86	0.58
49:DX:46:ASN:O	49:DX:50:VAL:HG22	2.04	0.58
52:D6:28:ARG:HB3	52:D6:30:THR:O	2.03	0.58
1:AA:66:G:O4'	1:AA:173:U:C4	2.56	0.58
1:AA:1234:C:H1'	1:AA:1364:U:O2	2.04	0.58
2:AE:7:VAL:HG23	2:AE:8:LYS:HE2	1.84	0.58
2:AE:165:VAL:HG23	2:AE:166:ASP:N	2.18	0.58
22:AB:58:U:H2'	22:AB:58:U:O2	2.02	0.58
25:BA:1310:G:OP2	53:B7:9:ARG:NH1	2.23	0.58
25:BA:2790:A:H2	25:BA:2894:G:H5''	1.67	0.58
30:BG:83:ARG:HG3	30:BG:86:MET:SD	2.44	0.58
31:BH:154:PRO:HB3	31:BH:163:TYR:CZ	2.39	0.58
33:BM:130:HIS:HD2	33:BM:134:ARG:HH12	1.50	0.58
45:BV:44:PHE:CZ	45:BV:86:VAL:HG11	2.39	0.58
48:BW:64:LEU:HD21	48:BW:68:ARG:NH1	2.19	0.58
50:B4:4:GLY:O	50:B4:5:ILE:HG22	2.03	0.58
1:CA:210:U:OP1	1:CA:210:U:O4'	2.22	0.58
1:CA:413:G:HO2'	1:CA:414:A:P	2.25	0.58

*Continued on next page...*

*Continued from previous page...*

Atom-1	Atom-2	Interatomic distance (Å)	Clash overlap (Å)
1:CA:425:G:O3'	4:CG:45:GLN:NE2	2.36	0.58
1:CA:542:G:OP1	4:CG:10:ARG:NH2	2.37	0.58
13:CP:33:ALA:HA	13:CP:59:TYR:HE2	1.68	0.58
25:DA:531:C:OP1	25:DA:561:G:C2	2.56	0.58
25:DA:535:C:C2'	25:DA:536:A:H5'	2.34	0.58
25:DA:1568:G:OP2	27:DD:63:ARG:NH2	2.36	0.58
25:DA:2292:C:O2'	25:DA:2293:C:H5'	2.03	0.58
25:DA:2542:A:H5'	25:DA:2543:G:OP1	2.03	0.58
29:DF:63:LYS:HE2	29:DF:67:GLN:HB3	1.84	0.58
29:DF:118:ALA:HB2	29:DF:123:LEU:CD2	2.34	0.58
31:DH:107:VAL:HG12	31:DH:107:VAL:O	2.03	0.58
36:DP:137:TYR:HE1	45:DV:83:PRO:HG3	1.69	0.58
46:D3:27:GLU:HG3	46:D3:68:GLU:HA	1.84	0.58
51:D5:40:LYS:HE2	51:D5:44:THR:O	2.02	0.58
2:AE:6:THR:OG1	2:AE:7:VAL:N	2.36	0.58
17:AT:17:LYS:HG3	17:AT:47:PRO:HA	1.86	0.58
20:AW:10:LEU:CD2	20:AW:12:ALA:H	2.16	0.58
25:BA:442:G:H4'	29:BF:46:ARG:HD3	1.86	0.58
25:BA:945:A:C4	25:BA:2448:A:C2	2.92	0.58
25:BA:990:A:OP2	25:BA:991:C:OP2	2.21	0.58
25:BA:1955:U:O3'	25:BA:1956:U:H6	1.87	0.58
25:BA:2104:G:C2	25:BA:2186:G:C2	2.92	0.58
27:BD:28:GLU:HB3	27:BD:29:PRO:CD	2.33	0.58
31:BH:153:LYS:HG3	31:BH:162:ILE:N	2.18	0.58
51:B5:31:VAL:HG13	51:B5:42:PRO:HG3	1.84	0.58
1:CA:1387:G:H2'	1:CA:1388:C:C6	2.39	0.58
5:CH:33:VAL:HG12	5:CH:34:VAL:H	1.68	0.58
5:CH:80:ILE:HD11	5:CH:138:ALA:CB	2.31	0.58
11:CN:34:ASP:HB2	11:CN:35:PRO:CD	2.33	0.58
12:CO:27:LEU:HB3	12:CO:33:ARG:HD3	1.86	0.58
14:CQ:4:LYS:O	14:CQ:7:ILE:HG12	2.04	0.58
19:CV:28:LYS:HG2	19:CV:29:ARG:H	1.69	0.58
23:CD:31:G:H2'	23:CD:32:G:H8	1.68	0.58
25:DA:247:G:H4'	25:DA:386:G:C5	2.39	0.58
25:DA:1558:A:H1'	25:DA:1559:G:OP2	2.04	0.58
25:DA:2404:C:O3'	35:DO:77:ARG:NH2	2.36	0.58
27:DD:27:THR:CG2	27:DD:83:GLU:HG2	2.22	0.58
30:DG:77:ILE:O	30:DG:81:LYS:O	2.21	0.58
36:DP:36:ALA:HB1	36:DP:127:ILE:HD12	1.86	0.58
38:DQ:106:ARG:HB3	38:DQ:110:LEU:HD11	1.84	0.58
53:D7:8:ASN:HD22	53:D7:11:LYS:N	1.97	0.58

*Continued on next page...*



*Continued from previous page...*

Atom-1	Atom-2	Interatomic distance (Å)	Clash overlap (Å)
54:D8:25:MET:C	54:D8:48:PHE:HE1	2.06	0.58
1:AA:5:U:O2'	1:AA:6:G:C4	2.57	0.58
1:AA:967:C:O5'	1:AA:967:C:H6	1.86	0.58
1:AA:1072:G:C5	1:AA:1073:U:C4	2.92	0.58
1:AA:1237:C:O2	1:AA:1334:G:O2'	2.20	0.58
3:AF:58:GLU:HB2	3:AF:65:ALA:HB2	1.84	0.58
20:AW:12:ALA:O	20:AW:15:ARG:HB2	2.03	0.58
20:AW:71:THR:CG2	20:AW:72:LEU:H	2.12	0.58
23:AC:62:C:C6	23:AC:63:C:H5	2.22	0.58
25:BA:643:A:C2'	25:BA:644:A:O5'	2.52	0.58
25:BA:2779:U:O4'	25:BA:2779:U:O2	2.19	0.58
27:BD:134:ARG:HG3	27:BD:135:PHE:CD2	2.38	0.58
52:B6:44:ARG:HH11	52:B6:44:ARG:HG2	1.68	0.58
1:CA:279:A:H2'	1:CA:279:A:N3	2.19	0.58
5:CH:36:ASP:CG	5:CH:38:GLN:HB2	2.24	0.58
25:DA:329:G:H4'	25:DA:330:A:OP2	2.03	0.58
25:DA:2059:A:H5''	25:DA:2060:A:OP2	2.04	0.58
39:DR:8:LYS:HB3	39:DR:8:LYS:HZ3	1.67	0.58
1:AA:16:A:H2'	1:AA:17:U:H5'	1.84	0.57
1:AA:17:U:O4'	1:AA:1080:A:H1'	2.04	0.57
1:AA:881:G:P	12:AO:12:ARG:HH22	2.27	0.57
1:AA:1106:G:H2'	1:AA:1107:C:H6	1.69	0.57
1:AA:1186:G:H21	14:AQ:61:TRP:C	2.07	0.57
23:AC:63:C:O2	23:AC:64:G:C8	2.56	0.57
25:BA:527:C:OP2	25:BA:2779:U:C5	2.57	0.57
25:BA:815:C:H2'	25:BA:816:C:H6	1.69	0.57
25:BA:1060:U:H4'	25:BA:1061:U:O5'	2.03	0.57
25:BA:1230:C:H2'	25:BA:1231:G:C8	2.39	0.57
25:BA:1359:A:N1	25:BA:1372:U:C4	2.72	0.57
25:BA:2037:G:H2'	25:BA:2038:G:C8	2.38	0.57
27:BD:17:THR:HG22	27:BD:204:ILE:HA	1.86	0.57
28:BE:53:PRO:HA	28:BE:74:PRO:CB	2.34	0.57
30:BG:109:VAL:CG1	50:B4:33:VAL:HG21	2.34	0.57
32:BK:78:THR:HG23	32:BK:141:LYS:HZ2	1.68	0.57
35:BO:122:PRO:HB3	35:BO:141:ALA:HB1	1.85	0.57
51:B5:57:VAL:O	51:B5:57:VAL:HG13	2.03	0.57
1:CA:253:U:H2'	1:CA:254:G:H8	1.69	0.57
1:CA:1490:C:H2'	1:CA:1491:G:O4'	2.03	0.57
12:CO:27:LEU:HD21	12:CO:60:LEU:HB3	1.84	0.57
13:CP:5:ALA:HB2	13:CP:22:ILE:HD13	1.84	0.57
14:CQ:12:ARG:C	14:CQ:14:PRO:HD3	2.24	0.57

*Continued on next page...*

*Continued from previous page...*

Atom-1	Atom-2	Interatomic distance (Å)	Clash overlap (Å)
14:CQ:12:ARG:HB3	14:CQ:14:PRO:HD3	1.85	0.57
25:DA:39:C:H2'	25:DA:40:C:C6	2.39	0.57
25:DA:78:A:H2'	25:DA:79:G:C8	2.39	0.57
25:DA:1331:A:O2'	25:DA:1332:G:H8	1.87	0.57
25:DA:1771:C:C1'	25:DA:1786:A:C8	2.87	0.57
25:DA:2335:A:O2'	25:DA:2336:A:H2'	2.04	0.57
25:DA:2571:C:H5'	25:DA:2572:A:C5'	2.29	0.57
27:DD:35:LYS:CD	27:DD:64:ILE:N	2.67	0.57
28:DE:47:VAL:CG1	28:DE:49:LEU:HD23	2.33	0.57
1:AA:606:G:N2	1:AA:631:G:H8	2.01	0.57
1:AA:1053:G:C6	1:AA:1199:U:C2	2.92	0.57
2:AE:21:ARG:HB2	2:AE:39:ILE:HA	1.85	0.57
7:AJ:36:LYS:HZ2	7:AJ:36:LYS:HB2	1.69	0.57
25:BA:287:C:H2'	25:BA:288:C:H6	1.69	0.57
25:BA:2283:C:H2'	25:BA:2284:C:O4'	2.04	0.57
28:BE:14:ILE:O	28:BE:15:PHE:CD2	2.56	0.57
35:BO:21:ARG:HA	35:BO:21:ARG:HE	1.69	0.57
35:BO:29:LYS:HD2	35:BO:30:THR:HG22	1.85	0.57
1:CA:765:G:N2	1:CA:813:U:OP2	2.35	0.57
1:CA:1128:C:O2'	1:CA:1129:C:OP1	2.22	0.57
3:CF:11:ARG:O	3:CF:14:ILE:O	2.22	0.57
11:CN:82:VAL:HB	11:CN:108:ILE:HG12	1.86	0.57
19:CV:65:ASN:HB2	19:CV:66:MET:HE1	1.85	0.57
20:CW:53:LEU:HD13	20:CW:104:LEU:HD13	1.85	0.57
25:DA:239:U:H6	25:DA:239:U:C5'	2.17	0.57
25:DA:1053:C:H3'	25:DA:1054:A:H5''	1.85	0.57
25:DA:1210:A:H5'	25:DA:1212:G:O4'	2.04	0.57
25:DA:1342:A:C6	25:DA:1397:U:C6	2.92	0.57
25:DA:1472:A:H2'	25:DA:1473:G:H5'	1.86	0.57
25:DA:2170:A:H5''	25:DA:2171:A:OP2	2.03	0.57
25:DA:2366:A:H2'	25:DA:2367:G:O4'	2.04	0.57
25:DA:2872:G:O2'	25:DA:2873:A:H5'	2.04	0.57
25:DA:2875:C:C4'	39:DR:5:ALA:HB2	2.31	0.57
27:DD:108:PRO:HB3	27:DD:143:HIS:HE1	1.68	0.57
27:DD:186:HIS:CD2	27:DD:187:GLY:N	2.72	0.57
28:DE:84:PHE:CZ	28:DE:86:PRO:HB3	2.39	0.57
34:DN:68:GLU:HA	34:DN:78:ARG:HB3	1.85	0.57
41:D2:44:LYS:HG3	41:D2:45:THR:N	2.19	0.57
44:DU:20:TYR:N	44:DU:20:TYR:HD1	2.01	0.57
44:DU:90:LEU:H	44:DU:90:LEU:HD23	1.69	0.57
49:DX:19:GLN:NE2	49:DX:52:HIS:CE1	2.72	0.57

*Continued on next page...*

*Continued from previous page...*

Atom-1	Atom-2	Interatomic distance (Å)	Clash overlap (Å)
1:AA:49:U:C2	1:AA:361:G:N2	2.72	0.57
2:AE:217:ARG:CZ	2:AE:217:ARG:HB2	2.34	0.57
5:AH:33:VAL:HG11	5:AH:109:ILE:HA	1.86	0.57
13:AP:81:LEU:O	13:AP:89:GLY:HA3	2.04	0.57
25:BA:229:A:C1'	25:BA:230:U:OP2	2.51	0.57
25:BA:280:C:H2'	25:BA:281:G:H5'	1.86	0.57
25:BA:527:C:OP2	25:BA:2779:U:H5	1.86	0.57
25:BA:614:U:O4	29:BF:168:ARG:HG2	2.05	0.57
25:BA:1317:A:O2'	25:BA:1318:C:H5'	2.03	0.57
25:BA:1799:G:H5'	25:BA:1819:A:N6	2.19	0.57
25:BA:2401:U:H2'	25:BA:2402:C:C6	2.39	0.57
27:BD:30:GLU:CG	27:BD:63:ARG:NH2	2.64	0.57
27:BD:65:ILE:HD11	27:BD:67:PHE:CZ	2.40	0.57
27:BD:270:ILE:O	27:BD:271:ILE:CG1	2.49	0.57
28:BE:52:LEU:O	28:BE:75:VAL:N	2.29	0.57
29:BF:152:GLU:HG3	29:BF:191:ARG:HD2	1.86	0.57
31:BH:151:ILE:O	31:BH:153:LYS:HD3	2.03	0.57
31:BH:153:LYS:HB3	31:BH:154:PRO:HD3	1.85	0.57
43:BT:41:ASN:O	43:BT:45:THR:HG23	2.04	0.57
45:BV:117:LEU:HD13	45:BV:118:GLN:N	2.18	0.57
1:CA:652:U:O2'	1:CA:653:A:C2	2.56	0.57
2:CE:128:GLU:OE2	2:CE:128:GLU:HA	2.04	0.57
3:CF:56:ASP:HB2	3:CF:69:HIS:HE1	1.69	0.57
9:CL:95:LYS:HZ2	9:CL:96:LEU:HD12	1.68	0.57
25:DA:1146:C:C2'	25:DA:1147:C:H5'	2.34	0.57
25:DA:1653:G:H4'	25:DA:1654:A:O5'	2.04	0.57
25:DA:2197:U:H1'	25:DA:2198:A:C8	2.39	0.57
26:DB:17:C:H2'	26:DB:18:G:O4'	2.04	0.57
28:DE:25:VAL:HG12	28:DE:26:ILE:N	2.15	0.57
31:DH:89:ILE:O	31:DH:161:GLY:O	2.22	0.57
32:DK:62:LYS:O	32:DK:62:LYS:HD2	2.03	0.57
32:DK:69:LYS:O	32:DK:73:GLU:HB2	2.04	0.57
36:DP:62:GLY:O	36:DP:63:LYS:HB2	2.04	0.57
1:AA:78:G:H1	1:AA:91:C:N4	2.03	0.57
1:AA:1004:A:N9	1:AA:1025:U:O2	2.37	0.57
1:AA:1053:G:N7	1:AA:1199:U:C6	2.72	0.57
3:AF:34:LEU:HD21	3:AF:38:ARG:HH11	1.69	0.57
4:AG:134:ASP:O	4:AG:136:PRO:HD3	2.05	0.57
22:AB:12:G:H1	22:AB:24:C:N4	2.03	0.57
25:BA:443:A:C5	29:BF:45:ARG:HD2	2.39	0.57
25:BA:528:A:N1	25:BA:2043:C:C5'	2.67	0.57

*Continued on next page...*

*Continued from previous page...*

Atom-1	Atom-2	Interatomic distance (Å)	Clash overlap (Å)
25:BA:795:C:H2'	25:BA:796:C:H6	1.68	0.57
25:BA:856:C:C2'	25:BA:857:C:O5'	2.53	0.57
25:BA:1412:A:H2'	25:BA:1413:G:C8	2.40	0.57
25:BA:2286:A:H4'	25:BA:2287:A:O5'	2.04	0.57
26:BB:15:A:OP1	26:BB:15:A:C4'	2.52	0.57
29:BF:32:LEU:HD13	29:BF:105:VAL:CG1	2.31	0.57
36:BP:110:THR:HG23	36:BP:113:GLN:OE1	2.03	0.57
1:CA:452:A:H2'	1:CA:453:A:C8	2.38	0.57
1:CA:554:C:H2'	1:CA:555:C:C6	2.38	0.57
1:CA:909:A:H2'	1:CA:910:C:O4'	2.03	0.57
1:CA:1178:G:H5'	9:CL:93:ARG:NH2	2.19	0.57
1:CA:1256:A:N6	1:CA:1278:U:OP2	2.37	0.57
2:CE:71:VAL:CG1	2:CE:97:TRP:HD1	2.17	0.57
4:CG:13:ARG:CG	4:CG:14:ARG:N	2.63	0.57
10:CM:35:SER:OG	10:CM:73:ASP:HB2	2.03	0.57
19:CV:40:ILE:HD11	19:CV:71:LEU:HD23	1.86	0.57
20:CW:50:GLU:HA	20:CW:100:ILE:HB	1.87	0.57
25:DA:587:C:C2	35:DO:33:ARG:NH1	2.73	0.57
25:DA:708:C:H42	25:DA:723:G:H1	1.51	0.57
25:DA:2517:C:C2	25:DA:2542:A:N6	2.72	0.57
28:DE:132:HIS:O	28:DE:133:LYS:HB2	2.05	0.57
36:DP:26:TYR:CE1	36:DP:139:GLU:CG	2.73	0.57
36:DP:57:HIS:CE1	36:DP:116:GLU:HB3	2.40	0.57
39:DR:88:ILE:HD11	39:DR:91:ARG:HG2	1.86	0.57
45:DV:3:TYR:O	45:DV:58:VAL:HB	2.04	0.57
1:AA:89:U:O2'	1:AA:90:C:O4'	2.23	0.57
1:AA:1301:U:C2'	1:AA:1302:U:H5'	2.34	0.57
14:AQ:2:ALA:HB1	14:AQ:6:LEU:HD11	1.86	0.57
23:AC:66:C:C2'	23:AC:67:C:H5'	2.35	0.57
25:BA:139:G:N3	25:BA:141:A:N1	2.52	0.57
25:BA:394:A:O2'	25:BA:395:U:H5'	2.03	0.57
25:BA:1204:A:N1	25:BA:1241:A:C2	2.73	0.57
26:BB:59:A:H2'	26:BB:60:C:H6	1.68	0.57
28:BE:47:VAL:HG21	28:BE:84:PHE:O	2.05	0.57
30:BG:78:SER:O	30:BG:80:PHE:N	2.37	0.57
31:BH:86:GLU:O	31:BH:131:VAL:O	2.22	0.57
36:BP:133:ARG:O	36:BP:134:ARG:HB2	2.04	0.57
49:BX:10:LYS:NZ	49:BX:15:TYR:OH	2.27	0.57
1:CA:7:G:H5'	1:CA:298:A:O4'	2.05	0.57
1:CA:570:G:C6	1:CA:873:A:C2	2.92	0.57
1:CA:706:A:O4'	11:CN:29:ILE:HD11	2.05	0.57

*Continued on next page...*

*Continued from previous page...*

Atom-1	Atom-2	Interatomic distance (Å)	Clash overlap (Å)
3:CF:9:GLY:HA3	14:CQ:49:HIS:HA	1.85	0.57
3:CF:15:THR:HG22	3:CF:16:ARG:N	2.19	0.57
3:CF:58:GLU:HB2	3:CF:65:ALA:CB	2.34	0.57
12:CO:24:VAL:HG12	12:CO:26:ALA:HB2	1.87	0.57
25:DA:389:G:N1	35:DO:71:VAL:HG12	2.20	0.57
25:DA:395:U:H2'	25:DA:396:G:N7	2.19	0.57
25:DA:1057:A:C2	25:DA:1081:U:N3	2.68	0.57
25:DA:2057:A:C2'	25:DA:2058:A:H5'	2.33	0.57
32:DK:104:GLN:HG2	32:DK:105:HIS:CD2	2.40	0.57
35:DO:64:LYS:CG	54:D8:25:MET:SD	2.92	0.57
35:DO:71:VAL:CG1	35:DO:72:PRO:HD3	2.34	0.57
36:DP:31:ASP:H	36:DP:107:ALA:HB2	1.70	0.57
42:DS:29:LEU:O	42:DS:29:LEU:HG	2.03	0.57
42:DS:59:VAL:HG23	42:DS:65:LEU:H	1.70	0.57
43:DT:26:TYR:CD1	43:DT:89:ILE:HD12	2.39	0.57
45:DV:8:TYR:HA	45:DV:62:PRO:CD	2.35	0.57
45:DV:112:ARG:HE	45:DV:112:ARG:H	1.53	0.57
1:AA:73:G:C2	1:AA:74:C:C5	2.92	0.57
1:AA:920:U:H2'	1:AA:921:U:C6	2.39	0.57
1:AA:1060:C:O2'	10:AM:56:HIS:CD2	2.57	0.57
1:AA:1486:G:H2'	1:AA:1487:G:O4'	2.04	0.57
4:AG:190:ASP:O	4:AG:193:ASP:HB2	2.03	0.57
10:AM:40:LEU:HB2	10:AM:69:ASN:HB2	1.86	0.57
19:AV:40:ILE:HD11	19:AV:62:ILE:HG23	1.87	0.57
20:AW:10:LEU:HD23	20:AW:12:ALA:CB	2.34	0.57
25:BA:483:A:H4'	44:BU:49:VAL:CA	2.28	0.57
25:BA:540:G:H5'	25:BA:541:C:OP2	2.04	0.57
25:BA:1230:C:H2'	25:BA:1231:G:H8	1.70	0.57
25:BA:1845:G:C2'	25:BA:1846:G:H5'	2.34	0.57
25:BA:2712:U:H1'	25:BA:2712(A):A:C8	2.39	0.57
27:BD:70:TRP:CH2	27:BD:150:LYS:HA	2.39	0.57
28:BE:35:GLN:HB3	28:BE:48:GLN:HB2	1.86	0.57
40:B1:8:VAL:HG23	40:B1:11:ARG:NH2	2.19	0.57
47:BZ:53:VAL:CG2	47:BZ:74:VAL:HG22	2.35	0.57
1:CA:628:G:O2'	1:CA:629:G:H5'	2.04	0.57
1:CA:1320:C:O2	19:CV:36:ARG:NH2	2.37	0.57
2:CE:142:LEU:O	2:CE:142:LEU:HD23	2.05	0.57
3:CF:14:ILE:CG1	3:CF:15:THR:N	2.68	0.57
3:CF:28:GLN:HB3	3:CF:32:LEU:HD12	1.86	0.57
10:CM:84:GLN:O	10:CM:88:LEU:HB3	2.05	0.57
13:CP:37:THR:HG21	13:CP:56:LEU:HD23	1.85	0.57

*Continued on next page...*

*Continued from previous page...*

Atom-1	Atom-2	Interatomic distance (Å)	Clash overlap (Å)
23:CC:20:G:N1	23:CC:58:A:C2	2.73	0.57
25:DA:343:C:O2'	25:DA:344:G:H5'	2.04	0.57
25:DA:2275:C:H5'	25:DA:2275:C:C6	2.39	0.57
25:DA:2637:U:H2'	25:DA:2638:G:O4'	2.05	0.57
25:DA:2720:U:C2	25:DA:2873:A:C2	2.92	0.57
28:DE:111:ARG:HD2	28:DE:160:TYR:CD1	2.39	0.57
38:DQ:3:ARG:HG3	38:DQ:4:LEU:N	2.19	0.57
39:DR:54:ARG:CG	39:DR:54:ARG:NH1	2.50	0.57
1:AA:791:G:H8	1:AA:791:G:O5'	1.86	0.57
1:AA:1450:U:O2'	1:AA:1451:A:C8	2.54	0.57
9:AL:70:LYS:O	9:AL:74:ILE:HG13	2.05	0.57
11:AN:62:GLN:O	11:AN:66:LEU:HG	2.05	0.57
15:AR:55:GLY:HA2	15:AR:58:MET:CE	2.32	0.57
17:AT:88:TYR:CD2	17:AT:89:LEU:HD23	2.38	0.57
25:BA:153:C:O2'	25:BA:154:G:H5'	2.04	0.57
25:BA:246:C:H2'	25:BA:247:G:H5'	1.87	0.57
25:BA:528:A:N1	25:BA:2042:A:H2'	2.20	0.57
25:BA:581:C:H2'	25:BA:582:G:C8	2.40	0.57
25:BA:795:C:H2'	25:BA:796:C:C6	2.40	0.57
25:BA:1310:G:OP2	53:B7:9:ARG:HD2	2.05	0.57
25:BA:1494:A:H2'	25:BA:1495:A:C8	2.39	0.57
25:BA:2393:A:O3'	35:BO:62:LEU:HA	2.03	0.57
27:BD:72:LYS:HB3	27:BD:75:ILE:HD12	1.85	0.57
28:BE:61:ARG:H	28:BE:62:PRO:CD	2.17	0.57
28:BE:119:ARG:HB3	28:BE:120:TRP:CD1	2.39	0.57
1:CA:791:G:C6	1:CA:792:A:N7	2.73	0.57
1:CA:1321:C:C4	1:CA:1322:C:C5	2.93	0.57
1:CA:1337:G:H5''	1:CA:1338:G:OP1	2.05	0.57
7:CJ:26:PHE:CD2	7:CJ:30:ILE:HD11	2.39	0.57
10:CM:61:GLU:OE1	14:CQ:58:LYS:HE2	2.05	0.57
11:CN:105:VAL:O	11:CN:105:VAL:HG23	2.04	0.57
22:CB:16:U:O4'	22:CB:70:G:N2	2.37	0.57
23:CC:38:A:H2'	23:CC:39:A:O4'	2.05	0.57
23:CD:22:A:H2'	23:CD:47:G:C6	2.38	0.57
25:DA:27:G:N2	25:DA:512:G:H1'	2.19	0.57
25:DA:375:C:H2'	25:DA:376:C:C6	2.40	0.57
25:DA:1534:G:H5'	25:DA:1535:U:OP2	2.04	0.57
25:DA:1810:A:H2'	25:DA:1811:G:O4'	2.05	0.57
30:DG:36:LYS:HE3	30:DG:38:VAL:CG2	2.34	0.57
39:DR:74:ARG:HH11	39:DR:74:ARG:CG	1.97	0.57
44:DU:17:SER:HB2	44:DU:71:LYS:HE2	1.87	0.57

*Continued on next page...*

*Continued from previous page...*

Atom-1	Atom-2	Interatomic distance (Å)	Clash overlap (Å)
54:D8:24:ALA:O	54:D8:48:PHE:CE1	2.57	0.57
1:AA:599:C:H2'	1:AA:600:C:H6	1.68	0.57
1:AA:1084:G:C5	1:AA:1085:U:C4	2.93	0.57
4:AG:114:ARG:HH11	4:AG:114:ARG:HG3	1.69	0.57
14:AQ:22:THR:HB	14:AQ:33:VAL:HG11	1.87	0.57
25:BA:389:G:H22	35:BO:72:PRO:CD	2.17	0.57
25:BA:654(M):C:H2'	25:BA:654(N):G:H8	1.62	0.57
25:BA:1162:G:H21	41:B2:89:GLN:HE22	1.52	0.57
25:BA:1843:C:H5'	27:BD:253:GLN:OE1	2.04	0.57
25:BA:2001:A:H2'	25:BA:2002:G:C8	2.39	0.57
27:BD:236:GLY:O	27:BD:237:GLU:O	2.23	0.57
29:BF:29:ASN:N	29:BF:112:MET:HE1	2.19	0.57
1:CA:745:C:H2'	1:CA:746:A:H8	1.70	0.57
1:CA:1122:U:O4	1:CA:1123:A:N6	2.36	0.57
9:CL:63:ILE:HD13	9:CL:77:ILE:HG23	1.86	0.57
25:DA:636:G:N7	35:DO:113:LYS:HE2	2.18	0.57
35:DO:61:ARG:HA	54:D8:27:THR:HG21	1.86	0.57
40:D1:97:ASP:OD2	40:D1:98:LEU:N	2.38	0.57
41:D2:6:LYS:H	41:D2:37:VAL:HG12	1.69	0.57
1:AA:560:U:H4'	1:AA:561:U:O5'	2.03	0.57
1:AA:1002:G:H2'	1:AA:1003:G:H8	1.69	0.57
1:AA:1269:A:H2	1:AA:1312:G:N3	2.02	0.57
1:AA:1309:G:C6	1:AA:1329:A:C2	2.93	0.57
10:AM:4:ILE:HD13	10:AM:100:THR:HG23	1.86	0.57
23:AC:63:C:O2	23:AC:63:C:H2'	2.05	0.57
25:BA:660:G:H21	35:BO:12:ALA:HA	1.69	0.57
25:BA:1085:A:H4'	25:BA:1086:A:OP1	2.03	0.57
25:BA:2701:C:C2'	25:BA:2702:U:OP1	2.53	0.57
28:BE:6:GLY:HA2	28:BE:51:PHE:CZ	2.40	0.57
32:BK:64:GLU:HG3	32:BK:67:ARG:NH2	2.20	0.57
38:BQ:5:THR:OG1	38:BQ:8:GLU:HG3	2.05	0.57
48:BW:28:LYS:HD2	48:BW:56:GLN:NE2	2.20	0.57
1:CA:485:G:O2'	1:CA:486:U:C6	2.58	0.57
2:CE:8:LYS:O	2:CE:9:GLU:HB3	2.04	0.57
13:CP:39:ILE:HG22	13:CP:40:ASN:H	1.70	0.57
22:CB:40:G:H2'	22:CB:41:G:C8	2.40	0.57
22:CB:45:U:C2'	22:CB:46:G:H5''	2.35	0.57
25:DA:2270:G:C2'	25:DA:2271:G:H5'	2.34	0.57
29:DF:148:LEU:HD23	29:DF:191:ARG:NH1	2.19	0.57
44:DU:60:PHE:N	44:DU:60:PHE:CD2	2.72	0.57
1:AA:157:G:C2'	1:AA:158:G:H5'	2.34	0.57

*Continued on next page...*

*Continued from previous page...*

Atom-1	Atom-2	Interatomic distance (Å)	Clash overlap (Å)
1:AA:163:C:H2'	1:AA:164:U:C6	2.40	0.57
1:AA:619:U:O2	4:AG:135:LEU:HD22	2.05	0.57
1:AA:1091:U:H1'	1:AA:1095:U:O2	2.04	0.57
1:AA:1190:G:H5'	3:AF:176:HIS:CE1	2.40	0.57
5:AH:45:PHE:CD2	5:AH:47:LYS:HD2	2.39	0.57
22:AB:59:U:H4'	22:AB:60:A:H5'	1.86	0.57
25:BA:302:C:H2'	25:BA:303:U:C6	2.40	0.57
25:BA:747:U:OP2	51:B5:3:LYS:HD3	2.05	0.57
25:BA:768:G:O2'	25:BA:1379:A:N6	2.37	0.57
25:BA:1042:G:H2'	25:BA:1043:C:O4'	2.05	0.57
25:BA:1760:A:C2'	25:BA:1761:C:H5'	2.35	0.57
27:BD:12:SER:O	27:BD:16:MET:HB2	2.05	0.57
30:BG:105:LYS:HE3	30:BG:143:GLU:OE1	2.04	0.57
31:BH:40:GLU:OE1	31:BH:61:HIS:NE2	2.38	0.57
33:BM:28:THR:HG22	33:BM:29:LYS:N	2.19	0.57
34:BN:122:LEU:HD13	39:BR:72:VAL:HG11	1.87	0.57
40:B1:34:LYS:HZ1	40:B1:37:GLU:CD	2.08	0.57
1:CA:777:A:H2	11:CN:119:CYS:HB3	1.70	0.57
1:CA:957:U:H1'	1:CA:960:U:C5	2.39	0.57
1:CA:1037:C:H2'	1:CA:1038:C:C6	2.40	0.57
1:CA:1062:U:H2'	1:CA:1063:C:C6	2.40	0.57
9:CL:5:TYR:OH	9:CL:16:ARG:HG2	2.05	0.57
9:CL:26:VAL:HG13	9:CL:61:ALA:HB3	1.87	0.57
19:CV:9:VAL:HG12	19:CV:10:PHE:H	1.70	0.57
22:CB:34:U:H2'	22:CB:36:A:OP2	2.04	0.57
23:CC:35:C:H2'	23:CC:35:C:O2	2.04	0.57
23:CC:62:C:C2	23:CC:63:C:C5	2.92	0.57
23:CD:52:C:N3	23:CD:64:G:N2	2.46	0.57
25:DA:672:C:H2'	25:DA:673:C:C5'	2.15	0.57
25:DA:959:A:C6	25:DA:960:A:N1	2.72	0.57
25:DA:2420:C:P	54:D8:34:TRP:HB3	2.45	0.57
25:DA:2657:A:O2'	31:DH:160:LYS:HE3	2.05	0.57
35:DO:101:VAL:HG23	35:DO:106:LEU:HB3	1.87	0.57
35:DO:146:VAL:HG22	35:DO:147:LEU:HD12	1.86	0.57
39:DR:18:ASP:OD1	39:DR:18:ASP:N	2.32	0.57
43:DT:50:LYS:H	43:DT:87:GLN:NE2	2.03	0.57
1:AA:1047:G:C2'	1:AA:1048:G:H5'	2.35	0.56
1:AA:1060:C:C5	3:AF:2:GLY:HA2	2.40	0.56
1:AA:1073:U:H2'	1:AA:1074:G:C8	2.39	0.56
1:AA:1074:G:N3	1:AA:1102:A:C2	2.73	0.56
1:AA:1160:G:H22	1:AA:1177:G:H21	1.52	0.56

*Continued on next page...*



*Continued from previous page...*

Atom-1	Atom-2	Interatomic distance (Å)	Clash overlap (Å)
1:AA:1321:C:C5	1:AA:1322:C:C2	2.92	0.56
1:AA:1490:C:C2'	1:AA:1491:G:H5'	2.34	0.56
7:AJ:15:ASP:O	7:AJ:19:GLY:HA2	2.05	0.56
11:AN:79:SER:C	11:AN:80:VAL:HG13	2.24	0.56
13:AP:23:TYR:HB3	13:AP:67:GLU:HA	1.87	0.56
17:AT:29:HIS:CE1	17:AT:32:TYR:CD1	2.93	0.56
22:AB:12:G:H1	22:AB:24:C:H42	1.53	0.56
25:BA:495:G:H1'	42:BS:57:ASN:ND2	2.20	0.56
25:BA:638:G:C5	25:BA:651:G:C2	2.92	0.56
25:BA:897:C:H2'	25:BA:898:C:O4'	2.05	0.56
25:BA:2287:A:N1	25:BA:2346:A:C2	2.73	0.56
25:BA:2427:C:H5''	25:BA:2428:G:OP1	2.06	0.56
28:BE:118:LYS:HG2	28:BE:118:LYS:O	2.06	0.56
32:BK:81:VAL:HG11	32:BK:88:ILE:HD13	1.87	0.56
41:B2:76:LYS:HG3	41:B2:81:TYR:CD1	2.39	0.56
1:CA:156:G:H1	1:CA:165:C:H42	1.53	0.56
1:CA:619:U:H3	4:CG:134:ASP:HB2	1.69	0.56
1:CA:818:G:O2'	1:CA:819:A:H5'	2.05	0.56
1:CA:984:C:H2'	1:CA:985:C:H6	1.69	0.56
13:CP:84:ILE:HG21	19:CV:63:THR:HG21	1.86	0.56
14:CQ:13:THR:N	14:CQ:14:PRO:HD3	2.20	0.56
22:CB:18:G:H1	22:CB:71:U:H3	1.52	0.56
25:DA:99:U:H4'	25:DA:102:G:H1'	1.87	0.56
25:DA:140:A:H8	25:DA:1408:C:HO2'	1.43	0.56
25:DA:185:U:H4'	25:DA:218:A:H4'	1.86	0.56
25:DA:571:A:H5'	25:DA:2030:A:N7	2.20	0.56
25:DA:1278:A:H5''	37:D0:36:THR:HG22	1.86	0.56
25:DA:2192:G:H2'	25:DA:2193:G:H5'	1.86	0.56
25:DA:2310:A:H5'	25:DA:2311:A:OP2	2.05	0.56
25:DA:2638:G:O2'	25:DA:2639:A:C8	2.58	0.56
28:DE:111:ARG:HD2	28:DE:160:TYR:CE1	2.40	0.56
29:DF:28:ILE:HD11	29:DF:119:ARG:HD3	1.86	0.56
30:DG:109:VAL:O	30:DG:113:ARG:HG3	2.05	0.56
30:DG:125:PHE:CE2	30:DG:131:TYR:HB2	2.40	0.56
31:DH:153:LYS:HB3	31:DH:161:GLY:HA2	1.87	0.56
36:DP:21:THR:HB	36:DP:99:PRO:O	2.05	0.56
36:DP:30:GLY:HA2	36:DP:107:ALA:HB2	1.88	0.56
36:DP:59:ARG:HH21	36:DP:59:ARG:CG	2.12	0.56
44:DU:84:ARG:NH2	44:DU:97:ARG:HB2	2.20	0.56
1:AA:403:C:OP1	4:AG:137:SER:OG	2.11	0.56
1:AA:686:U:H1'	11:AN:42:TRP:NE1	2.13	0.56

*Continued on next page...*

*Continued from previous page...*

Atom-1	Atom-2	Interatomic distance (Å)	Clash overlap (Å)
12:AO:116:SER:O	12:AO:120:TYR:HD1	1.87	0.56
32:BK:38:LEU:H	32:BK:38:LEU:HD12	1.70	0.56
32:BK:71:ILE:HG12	32:BK:71:ILE:O	2.06	0.56
33:BM:137:LYS:HG3	33:BM:138:LEU:N	2.15	0.56
42:BS:61:ASN:HB3	42:BS:62:HIS:ND1	2.19	0.56
52:B6:38:LYS:HG3	52:B6:47:THR:O	2.05	0.56
1:CA:1032:A:N7	1:CA:1032(A):G:H1'	2.20	0.56
1:CA:1071:C:O2'	1:CA:1072:G:H5'	2.06	0.56
1:CA:1085:U:H3'	1:CA:1086:U:C6	2.40	0.56
1:CA:1129:C:H4'	1:CA:1130:A:C5'	2.32	0.56
1:CA:1321:C:H4'	13:CP:87:TYR:CE2	2.39	0.56
2:CE:17:PHE:HE2	2:CE:44:LEU:HA	1.69	0.56
2:CE:97:TRP:CZ3	2:CE:98:LEU:O	2.57	0.56
4:CG:139:ARG:HH11	4:CG:139:ARG:HG3	1.70	0.56
12:CO:17:LYS:HD3	12:CO:18:VAL:H	1.70	0.56
18:CU:29:PHE:HD1	18:CU:39:VAL:HG11	1.70	0.56
23:CD:71:G:C2	23:CD:72:C:C6	2.94	0.56
25:DA:226:G:H21	25:DA:228:A:H61	0.57	0.56
25:DA:362:U:H3'	25:DA:362:U:H6	1.70	0.56
25:DA:1018:C:O2'	25:DA:1019:U:H5'	2.04	0.56
25:DA:1300:U:H4'	25:DA:1301:A:H5'	1.85	0.56
25:DA:2232:U:P	47:DZ:40:ARG:HH12	2.28	0.56
25:DA:2420:C:OP1	54:D8:34:TRP:CB	2.43	0.56
25:DA:2799:A:H2'	25:DA:2801:A:C4	2.39	0.56
28:DE:33:VAL:HA	28:DE:49:LEU:HA	1.86	0.56
30:DG:36:LYS:HB2	30:DG:95:ARG:NH1	2.19	0.56
35:DO:55:ARG:O	35:DO:57:THR:N	2.38	0.56
35:DO:83:VAL:CG1	35:DO:112:LEU:HD21	2.35	0.56
36:DP:66:ILE:HA	36:DP:104:PHE:HA	1.87	0.56
36:DP:79:LEU:O	36:DP:81:VAL:HG13	2.05	0.56
38:DQ:14:VAL:HG21	38:DQ:89:ARG:HG2	1.86	0.56
44:DU:98:VAL:HG13	44:DU:99:CYS:N	2.20	0.56
45:DV:105:VAL:HG22	45:DV:106:GLY:N	2.17	0.56
1:AA:292:G:N7	1:AA:293:G:H1'	2.21	0.56
1:AA:342:C:H2'	1:AA:343:U:O4'	2.04	0.56
1:AA:652:U:O2'	1:AA:653:A:H5''	2.06	0.56
1:AA:928:G:O2'	1:AA:1533:C:OP1	2.23	0.56
1:AA:1004:A:O5'	1:AA:1025:U:N3	2.39	0.56
1:AA:1090:U:H2'	1:AA:1091:U:C6	2.36	0.56
1:AA:1261:A:H1'	1:AA:1283:G:H5''	1.87	0.56
1:AA:1374:A:O2'	7:AJ:28:ASN:HB3	2.05	0.56

*Continued on next page...*

*Continued from previous page...*

Atom-1	Atom-2	Interatomic distance (Å)	Clash overlap (Å)
2:AE:21:ARG:C	2:AE:23:ARG:H	2.09	0.56
2:AE:146:GLN:O	2:AE:150:SER:HB3	2.05	0.56
4:AG:26:CYS:HA	4:AG:31:CYS:HA	1.88	0.56
6:AI:97:PHE:HD2	18:AU:31:LEU:HD21	1.69	0.56
12:AO:32:PHE:HE1	12:AO:86:ARG:HG3	1.70	0.56
16:AS:22:THR:HG23	16:AS:23:ASP:H	1.70	0.56
19:AV:53:ASN:O	19:AV:77:THR:HG22	2.06	0.56
23:AD:21:U:H3'	23:AD:22:A:H5''	1.88	0.56
25:BA:644:A:C2	25:BA:646:A:C4	2.93	0.56
25:BA:813:U:H2'	25:BA:814:C:C6	2.40	0.56
25:BA:974(A):C:H4'	25:BA:975:G:C5'	2.35	0.56
25:BA:1085:A:H2	25:BA:1086:A:N7	2.02	0.56
25:BA:1354:A:OP1	27:BD:38:LYS:NZ	2.35	0.56
25:BA:1408:C:C2	25:BA:1595:G:N2	2.74	0.56
25:BA:1537:C:H2'	25:BA:1538:G:O4'	2.05	0.56
25:BA:1761:C:C4	25:BA:1762:A:N7	2.74	0.56
25:BA:1771:C:C1'	25:BA:1786:A:C8	2.88	0.56
25:BA:1830:C:O2'	25:BA:1831:G:H5'	2.05	0.56
25:BA:2112:G:O2'	25:BA:2113:U:O2	2.23	0.56
25:BA:2173:A:OP1	25:BA:2173:A:C8	2.59	0.56
25:BA:2319:G:OP2	25:BA:2319:G:H4'	2.04	0.56
28:BE:13:ARG:HH11	28:BE:13:ARG:CB	2.17	0.56
28:BE:38:THR:HB	28:BE:39:PRO:CD	2.22	0.56
28:BE:53:PRO:O	28:BE:54:GLN:C	2.42	0.56
28:BE:75:VAL:HG23	28:BE:76:ARG:N	2.16	0.56
29:BF:116:ASP:OD2	35:BO:1:MET:HB2	2.05	0.56
30:BG:118:ARG:O	30:BG:181:ARG:HG3	2.05	0.56
33:BM:40:PRO:O	40:B1:64:ARG:HG2	2.06	0.56
35:BO:39:LYS:CG	35:BO:45:LEU:HD22	2.35	0.56
35:BO:55:ARG:O	35:BO:57:THR:N	2.38	0.56
37:B0:44:LEU:O	37:B0:48:VAL:HG23	2.05	0.56
37:B0:104:ARG:HG2	37:B0:104:ARG:NH1	2.21	0.56
41:B2:66:ARG:CZ	41:B2:88:ARG:HD3	2.34	0.56
45:BV:7:ALA:HB2	45:BV:59:LEU:CD1	2.32	0.56
45:BV:132:ASN:ND2	45:BV:132:ASN:H	2.02	0.56
49:BX:19:GLN:NE2	49:BX:52:HIS:HE1	2.02	0.56
52:B6:34:LEU:HD22	52:B6:34:LEU:H	1.70	0.56
1:CA:182:U:C5	1:CA:183:G:C4	2.92	0.56
1:CA:963:G:N2	10:CM:55:LYS:CD	2.65	0.56
1:CA:1127:G:O2'	1:CA:1128:C:H5'	2.06	0.56
1:CA:1244:C:OP2	21:CX:9:ARG:HG2	2.05	0.56

*Continued on next page...*

*Continued from previous page...*

Atom-1	Atom-2	Interatomic distance (Å)	Clash overlap (Å)
2:CE:5:ILE:HD11	2:CE:221:LEU:HD21	1.87	0.56
2:CE:8:LYS:C	2:CE:10:LEU:H	2.08	0.56
3:CF:8:ILE:HB	14:CQ:49:HIS:O	2.06	0.56
3:CF:181:ASN:HB3	3:CF:205:GLY:O	2.05	0.56
3:CF:184:TYR:HA	3:CF:200:ALA:O	2.05	0.56
5:CH:39:GLY:HA2	5:CH:113:ALA:O	2.06	0.56
9:CL:78:LYS:HB2	9:CL:78:LYS:HZ3	1.70	0.56
10:CM:63:PHE:HD1	14:CQ:57:ARG:O	1.88	0.56
13:CP:7:VAL:O	13:CP:8:GLU:HG2	2.05	0.56
13:CP:80:ARG:NH1	19:CV:66:MET:SD	2.78	0.56
14:CQ:29:ARG:O	14:CQ:30:ALA:HB3	2.05	0.56
21:CX:5:ASP:O	21:CX:11:GLY:HA3	2.05	0.56
25:DA:300:A:H2'	25:DA:334:C:H1'	1.88	0.56
25:DA:445:C:O2'	25:DA:446:G:H5'	2.05	0.56
25:DA:848:G:H2'	25:DA:849:A:H8	1.67	0.56
25:DA:910:A:H62	36:DP:12:GLN:HA	1.69	0.56
25:DA:979:G:H3'	25:DA:980:A:C5'	2.35	0.56
25:DA:1006:C:H1'	33:DM:106:MET:HE3	1.88	0.56
25:DA:1045:A:O2'	25:DA:1047:G:O4'	2.23	0.56
25:DA:1257:C:C2'	29:DF:84:VAL:CG1	2.81	0.56
25:DA:2074:U:H2'	25:DA:2075:U:C6	2.41	0.56
25:DA:2233:U:H2'	25:DA:2234:G:C8	2.40	0.56
25:DA:2319:G:O6	38:DQ:4:LEU:HB3	2.05	0.56
25:DA:2335:A:HO2'	25:DA:2336:A:P	2.29	0.56
25:DA:2646:C:H2'	25:DA:2647:U:O4'	2.06	0.56
28:DE:120:TRP:CE3	28:DE:155:LYS:HD3	2.41	0.56
30:DG:15:VAL:HG13	30:DG:175:LEU:CB	2.35	0.56
32:DK:77:LEU:HG	32:DK:78:THR:N	2.20	0.56
37:D0:37:THR:HG22	37:D0:40:LYS:H	1.68	0.56
38:DQ:84:GLN:HA	38:DQ:110:LEU:H	1.70	0.56
39:DR:127:ALA:O	39:DR:131:ALA:HB3	2.05	0.56
45:DV:129:SER:HB2	45:DV:131:ARG:HD3	1.86	0.56
18:AU:52:PRO:HB2	18:AU:54:ARG:HG2	1.87	0.56
22:AB:60:A:H5''	22:AB:61:C:OP2	2.05	0.56
25:BA:2:G:H2'	25:BA:3:U:C6	2.41	0.56
25:BA:444:C:H4'	29:BF:49:ALA:HB2	1.87	0.56
25:BA:883:G:C6	25:BA:884:C:O2	2.58	0.56
25:BA:1061:U:H4'	25:BA:1070:A:H1'	1.88	0.56
25:BA:1210:A:H8	25:BA:1210:A:C5'	2.19	0.56
25:BA:1668:A:H4'	25:BA:1669:A:O5'	2.05	0.56
25:BA:1771:C:O2'	25:BA:1786:A:H8	1.88	0.56

*Continued on next page...*

*Continued from previous page...*

Atom-1	Atom-2	Interatomic distance (Å)	Clash overlap (Å)
25:BA:2139:C:H2'	25:BA:2140:C:H5'	1.86	0.56
25:BA:2165:G:H2'	25:BA:2165:G:N3	2.19	0.56
25:BA:2610:C:C4'	25:BA:2611:U:OP2	2.51	0.56
25:BA:2751:G:O2'	25:BA:2752:C:O5'	2.23	0.56
38:BQ:14:VAL:HG11	38:BQ:90:GLY:O	2.04	0.56
38:BQ:110:LEU:HA	38:BQ:112:PHE:CZ	2.41	0.56
42:BS:89:ALA:O	42:BS:90:ARG:HB2	2.05	0.56
45:BV:110:GLY:O	45:BV:111:VAL:HG22	2.06	0.56
1:CA:986:A:H1'	19:CV:54:GLY:O	2.04	0.56
2:CE:85:ALA:HB3	2:CE:92:TYR:HD1	1.70	0.56
6:CI:24:GLU:HG2	6:CI:28:ARG:NH1	2.19	0.56
11:CN:66:LEU:HD22	11:CN:101:SER:HB3	1.87	0.56
13:CP:108:ARG:HD3	13:CP:114:ARG:HG2	1.86	0.56
14:CQ:36:PHE:HD1	14:CQ:37:PHE:CD2	2.22	0.56
18:CU:37:VAL:CG1	18:CU:78:LEU:HB3	2.35	0.56
25:DA:273(C):C:H5'	25:DA:273(D):C:OP2	2.06	0.56
25:DA:1666:G:C2'	25:DA:1667:G:H5'	2.34	0.56
25:DA:2543:G:H2'	25:DA:2544:G:C8	2.39	0.56
27:DD:30:GLU:CG	27:DD:63:ARG:HH21	2.18	0.56
29:DF:3:GLU:HA	29:DF:24:LEU:HD23	1.87	0.56
30:DG:67:LYS:HB3	50:D4:6:HIS:HD2	1.69	0.56
30:DG:173:LEU:O	30:DG:178:PHE:HB2	2.05	0.56
39:DR:57:PHE:HA	39:DR:79:HIS:ND1	2.21	0.56
43:DT:55:ASN:O	43:DT:79:ALA:HA	2.06	0.56
1:AA:811:C:H4'	1:AA:900:A:N6	2.21	0.56
1:AA:1141:C:O2'	1:AA:1142:G:H5'	2.04	0.56
1:AA:1351:U:O4'	7:AJ:33:ASP:HB3	2.05	0.56
4:AG:155:LEU:O	4:AG:157:LEU:N	2.39	0.56
5:AH:11:ILE:HD13	5:AH:11:ILE:H	1.71	0.56
13:AP:3:ARG:HG2	13:AP:9:ILE:HG13	1.87	0.56
15:AR:18:PHE:CE1	15:AR:21:ASP:HB2	2.40	0.56
16:AS:45:THR:HG22	16:AS:47:ASP:H	1.71	0.56
19:AV:41:VAL:HG12	19:AV:45:VAL:N	2.21	0.56
25:BA:34:C:HO2'	25:BA:35:G:P	2.23	0.56
25:BA:627:A:H4'	25:BA:628:G:OP1	2.06	0.56
25:BA:1385:G:O6	25:BA:1403:C:N4	2.38	0.56
25:BA:1761:C:N3	25:BA:1762:A:N6	2.52	0.56
25:BA:2751:G:O2'	25:BA:2752:C:P	2.64	0.56
28:BE:56:PRO:O	28:BE:57:LYS:CB	2.35	0.56
28:BE:78:LEU:HD12	28:BE:79:ARG:CG	2.34	0.56
45:BV:62:PRO:O	45:BV:63:ASP:CB	2.54	0.56

*Continued on next page...*

*Continued from previous page...*

Atom-1	Atom-2	Interatomic distance (Å)	Clash overlap (Å)
52:B6:14:THR:O	52:B6:49:HIS:HA	2.05	0.56
1:CA:186:C:H1'	20:CW:81:LYS:NZ	2.21	0.56
1:CA:192:U:C4'	20:CW:103:GLY:HA3	2.35	0.56
1:CA:382:A:H2'	1:CA:383:A:H8	1.67	0.56
1:CA:673:G:O3'	6:CI:87:ARG:NH2	2.39	0.56
1:CA:1092:A:C2	1:CA:1183:A:C2	2.94	0.56
1:CA:1154:G:H2'	1:CA:1155:G:H8	1.71	0.56
19:CV:78:ARG:HD3	19:CV:79:THR:N	2.19	0.56
20:CW:37:SER:O	20:CW:41:ILE:HG13	2.04	0.56
25:DA:2688:U:C5	25:DA:2720:U:OP2	2.57	0.56
26:DB:13:A:H2'	26:DB:70:C:O2'	2.05	0.56
31:DH:153:LYS:H	31:DH:154:PRO:HD2	1.68	0.56
43:DT:11:PRO:HB3	43:DT:92:LEU:HD21	1.87	0.56
53:D7:35:ARG:HG2	53:D7:42:LEU:HD11	1.87	0.56
2:AE:8:LYS:H	2:AE:8:LYS:HE2	1.71	0.56
11:AN:79:SER:CB	11:AN:106:LYS:HD2	2.35	0.56
23:AC:19:G:C4	23:AC:59:A:C2	2.94	0.56
25:BA:320:A:H2'	29:BF:136:THR:HG21	1.88	0.56
25:BA:1143:A:OP1	33:BM:25:ARG:NH2	2.37	0.56
25:BA:1869:G:H8	25:BA:1869:G:C5'	2.19	0.56
25:BA:2118:U:H5''	25:BA:2119:A:OP1	2.05	0.56
27:BD:25:THR:OG1	27:BD:113:VAL:HG21	2.05	0.56
27:BD:28:GLU:HB3	27:BD:29:PRO:HD3	1.88	0.56
27:BD:70:TRP:HZ3	27:BD:146:GLU:OE2	1.89	0.56
28:BE:38:THR:HA	28:BE:44:TYR:O	2.06	0.56
29:BF:160:ASN:OD1	29:BF:163:VAL:HG23	2.06	0.56
42:BS:92:ARG:HD3	42:BS:93:ALA:H	1.69	0.56
45:BV:53:ILE:HA	45:BV:71:VAL:HG13	1.87	0.56
45:BV:128:VAL:CG2	45:BV:160:GLY:HA3	2.36	0.56
45:BV:157:LEU:HD11	45:BV:163:LEU:CD2	2.36	0.56
52:B6:27:LYS:HB2	52:B6:27:LYS:NZ	2.20	0.56
1:CA:577:G:C8	1:CA:816:A:C6	2.93	0.56
1:CA:973:G:O3'	14:CQ:41:ARG:NH2	2.32	0.56
1:CA:981:U:H5''	1:CA:982:U:O5'	2.06	0.56
1:CA:1160:G:N2	1:CA:1161:C:C6	2.74	0.56
1:CA:1275:A:H2'	1:CA:1276:G:O4'	2.05	0.56
7:CJ:95:ARG:HH21	7:CJ:99:LEU:HD11	1.71	0.56
8:CK:42:GLU:OE2	8:CK:122:ARG:NH2	2.39	0.56
23:CC:20:G:N2	23:CC:58:A:N3	2.53	0.56
25:DA:598:G:H1'	35:DO:12:ALA:CB	2.35	0.56
25:DA:1181:C:O2'	25:DA:1182:A:H5'	2.06	0.56

*Continued on next page...*

*Continued from previous page...*

Atom-1	Atom-2	Interatomic distance (Å)	Clash overlap (Å)
25:DA:1544:C:O2	25:DA:1544:C:H2'	2.04	0.56
25:DA:2523:G:H5'	25:DA:2523:G:C8	2.40	0.56
32:DK:14:ASP:N	32:DK:17:GLN:OE1	2.34	0.56
35:DO:11:GLY:C	35:DO:13:ASN:N	2.59	0.56
35:DO:85:LEU:CA	35:DO:88:LEU:HB3	2.33	0.56
45:DV:108:PRO:CA	45:DV:143:GLY:N	2.68	0.56
45:DV:144:LEU:O	45:DV:144:LEU:CD1	2.47	0.56
47:DZ:92:LYS:O	47:DZ:93:GLU:C	2.44	0.56
1:AA:33:A:H2'	1:AA:34:C:C6	2.41	0.56
1:AA:192:U:C4'	20:AW:103:GLY:HA2	2.35	0.56
1:AA:983:A:H5''	1:AA:984:C:OP2	2.05	0.56
2:AE:8:LYS:HE3	2:AE:11:LEU:CB	2.32	0.56
5:AH:139:LEU:HA	5:AH:142:LEU:HD12	1.87	0.56
9:AL:48:GLU:N	9:AL:49:PRO:HD2	2.21	0.56
23:AD:49:C:H6	23:AD:49:C:OP2	1.88	0.56
25:BA:259:G:N2	25:BA:621:A:C8	2.73	0.56
25:BA:482:A:H8	25:BA:482:A:OP2	1.89	0.56
25:BA:1813:G:H1'	27:BD:50:THR:OG1	2.05	0.56
30:BG:17:PRO:HA	30:BG:20:ILE:HG13	1.88	0.56
30:BG:166:ASP:HA	30:BG:169:ALA:CB	2.36	0.56
37:B0:55:ALA:HB2	37:B0:79:LEU:HD13	1.86	0.56
46:B3:11:ARG:O	46:B3:14:ARG:NH2	2.38	0.56
1:CA:1004:A:OP1	1:CA:1025:U:O4	2.23	0.56
1:CA:1015:A:C5	1:CA:1016:A:C5	2.94	0.56
4:CG:9:CYS:HA	4:CG:12:CYS:CB	2.36	0.56
4:CG:78:LEU:HD22	4:CG:96:LEU:HB3	1.86	0.56
10:CM:24:VAL:O	10:CM:28:ARG:HB2	2.06	0.56
16:CS:8:ARG:HH11	16:CS:8:ARG:HG3	1.67	0.56
25:DA:1000:A:C6	25:DA:1001:A:N1	2.73	0.56
27:DD:30:GLU:CG	27:DD:63:ARG:NH2	2.69	0.56
27:DD:70:TRP:CH2	27:DD:150:LYS:HA	2.40	0.56
28:DE:3:GLY:O	28:DE:4:ILE:HG23	2.05	0.56
28:DE:154:LYS:HE3	28:DE:154:LYS:HA	1.86	0.56
30:DG:101:ILE:HB	30:DG:105:LYS:NZ	2.19	0.56
34:DN:1:MET:HE3	34:DN:67:LYS:HG2	1.87	0.56
34:DN:102:VAL:HB	34:DN:106:LEU:HD12	1.88	0.56
39:DR:107:ASP:OD1	39:DR:107:ASP:N	2.39	0.56
41:D2:28:GLU:HB3	41:D2:29:PRO:CD	2.35	0.56
45:DV:149:SER:CB	45:DV:172:ALA:O	2.54	0.56
51:D5:51:TYR:HB2	51:D5:54:GLY:HA3	1.88	0.56
1:AA:1004:A:O4'	1:AA:1025:U:N3	2.38	0.56

*Continued on next page...*

*Continued from previous page...*

Atom-1	Atom-2	Interatomic distance (Å)	Clash overlap (Å)
1:AA:1062:U:H2'	1:AA:1063:C:C6	2.41	0.56
1:AA:1312:G:O2'	1:AA:1313:U:H5'	2.05	0.56
6:AI:67:MET:SD	6:AI:75:LEU:HD12	2.46	0.56
7:AJ:23:VAL:CG1	7:AJ:43:PHE:HE2	2.18	0.56
7:AJ:87:VAL:HG11	7:AJ:155:ARG:HA	1.88	0.56
9:AL:8:GLY:HA2	9:AL:79:LEU:HD13	1.87	0.56
11:AN:87:THR:HG22	11:AN:88:GLY:H	1.70	0.56
14:AQ:45:ARG:HH11	14:AQ:49:HIS:HE1	1.54	0.56
23:AD:67:C:N3	23:AD:68:C:N4	2.53	0.56
25:BA:637:A:O5'	35:BO:116:GLY:HA3	2.06	0.56
25:BA:805:G:OP2	35:BO:41:ARG:HG2	2.05	0.56
25:BA:1769:G:O2'	25:BA:1958:C:OP1	2.16	0.56
28:BE:41:LYS:O	28:BE:42:ASP:CG	2.43	0.56
29:BF:185:ASP:HA	29:BF:188:ARG:HD3	1.86	0.56
31:BH:59:ARG:CG	31:BH:59:ARG:NH1	2.57	0.56
32:BK:9:LEU:O	32:BK:10:GLU:HB3	2.06	0.56
33:BM:35:ARG:O	33:BM:35:ARG:HG3	2.05	0.56
33:BM:97:ARG:HA	33:BM:100:GLU:HB2	1.88	0.56
34:BN:35:VAL:HG22	34:BN:69:ILE:HG12	1.87	0.56
38:BQ:106:ARG:NH1	38:BQ:106:ARG:HB2	2.20	0.56
41:B2:34:GLU:O	41:B2:36:PRO:HD3	2.05	0.56
41:B2:44:LYS:O	41:B2:46:VAL:N	2.39	0.56
1:CA:838:G:H2'	1:CA:841:U:H5'	1.87	0.56
1:CA:1127:G:H8	1:CA:1127:G:OP2	1.88	0.56
1:CA:1133:G:H1	1:CA:1141:C:N4	2.02	0.56
1:CA:1189:C:OP1	10:CM:51:ARG:NH2	2.33	0.56
1:CA:1320:C:OP1	19:CV:70:LYS:HE3	2.06	0.56
1:CA:1411:C:H2'	1:CA:1412:C:H6	1.71	0.56
25:DA:877:U:H4'	25:DA:878:A:OP1	2.04	0.56
25:DA:1019:U:H2'	25:DA:1020:A:H8	1.71	0.56
25:DA:2387:U:H1'	46:D3:41:ARG:CD	2.36	0.56
25:DA:2808:U:H2'	25:DA:2809:A:H8	1.71	0.56
27:DD:235:GLY:O	27:DD:237:GLU:OE1	2.24	0.56
30:DG:60:LEU:O	30:DG:60:LEU:HD23	2.06	0.56
30:DG:145:THR:O	30:DG:146:TYR:HB3	2.06	0.56
33:DM:36:GLY:H	33:DM:42:TRP:HZ3	1.54	0.56
39:DR:107:ASP:OD2	39:DR:109:GLU:HB2	2.06	0.56
1:AA:201:C:N4	1:AA:209:U:O2	2.39	0.56
1:AA:943:U:C1'	9:AL:124:GLN:HE22	2.18	0.56
1:AA:1004:A:P	1:AA:1025:U:O4	2.63	0.56
1:AA:1277:C:O2'	1:AA:1279:A:H8	1.84	0.56

*Continued on next page...*



*Continued from previous page...*

Atom-1	Atom-2	Interatomic distance (Å)	Clash overlap (Å)
1:AA:1329:A:N7	21:AX:7:ARG:NH2	2.54	0.56
1:AA:1392:G:O2'	1:AA:1393:U:H5'	2.06	0.56
15:AR:56:LEU:HD21	25:BA:715:G:C2	2.41	0.56
19:AV:41:VAL:CG1	19:AV:44:MET:HB2	2.36	0.56
19:AV:68:GLY:HA2	50:B4:59:PHE:CD1	2.41	0.56
22:AB:27:G:O6	22:AB:45:U:C2	2.59	0.56
23:AD:13:C:HO2'	23:AD:14:A:P	2.29	0.56
25:BA:242:G:H5''	54:B8:62:LEU:HD13	1.88	0.56
25:BA:305:U:H2'	25:BA:306:U:C6	2.40	0.56
25:BA:581:C:OP1	40:B1:33:ARG:HG3	2.06	0.56
25:BA:956:G:OP2	36:BP:14:ARG:NH2	2.39	0.56
25:BA:1060:U:H5'	25:BA:1061:U:H5	1.71	0.56
25:BA:1216:G:OP2	40:B1:12:ARG:NH2	2.37	0.56
25:BA:1794:U:H2'	25:BA:1795:C:H6	1.69	0.56
25:BA:2119:A:N6	25:BA:2170:A:N6	2.52	0.56
25:BA:2131:G:OP1	25:BA:2132:U:H3'	2.06	0.56
28:BE:27:LEU:CD2	28:BE:51:PHE:HZ	2.19	0.56
28:BE:55:ASN:HD22	28:BE:59:VAL:HG23	1.71	0.56
30:BG:113:ARG:HH21	50:B4:34:GLU:HB3	1.71	0.56
33:BM:120:LEU:HD22	33:BM:121:LYS:N	2.20	0.56
34:BN:12:ASP:CG	34:BN:14:THR:HG23	2.26	0.56
39:BR:78:LEU:HD13	39:BR:78:LEU:O	2.05	0.56
39:BR:107:ASP:H	39:BR:110:ILE:CG2	2.19	0.56
41:B2:76:LYS:O	41:B2:79:VAL:HG12	2.06	0.56
1:CA:570:G:H1'	1:CA:820:U:C4	2.40	0.56
1:CA:920:U:H2'	1:CA:921:U:H6	1.70	0.56
11:CN:109:VAL:HG22	18:CU:86:VAL:HG13	1.87	0.56
19:CV:68:GLY:HA3	50:D4:59:PHE:HE1	1.70	0.56
22:CB:61:C:H42	22:CB:75:G:H1	1.53	0.56
22:CB:70:G:H3'	22:CB:71:U:C5	2.40	0.56
25:DA:176:G:O2'	25:DA:177:G:H5'	2.06	0.56
25:DA:529:A:N3	25:DA:529:A:H2'	2.21	0.56
25:DA:1794:U:O2'	25:DA:1795:C:H5'	2.06	0.56
25:DA:2037:G:H2'	25:DA:2038:G:C8	2.41	0.56
25:DA:2111:C:C2	25:DA:2118:U:O2'	2.57	0.56
44:DU:39:VAL:HG23	44:DU:40:GLU:N	2.19	0.56
45:DV:8:TYR:HA	45:DV:62:PRO:HD3	1.87	0.56
53:D7:5:TRP:NE1	53:D7:7:PRO:HG3	2.20	0.56
1:AA:96:G:C2'	1:AA:97:U:H5'	2.36	0.56
1:AA:636:U:H2'	1:AA:637:G:C8	2.40	0.56
1:AA:1238:A:N3	1:AA:1241:G:O2'	2.39	0.56

*Continued on next page...*

*Continued from previous page...*

Atom-1	Atom-2	Interatomic distance (Å)	Clash overlap (Å)
1:AA:1392:G:O2'	1:AA:1502:A:H5''	2.06	0.56
3:AF:40:ARG:HG3	3:AF:40:ARG:NH1	2.21	0.56
3:AF:95:THR:HG22	3:AF:96:GLY:N	2.21	0.56
6:AI:44:GLY:O	6:AI:59:TYR:HA	2.04	0.56
6:AI:61:LEU:HB3	6:AI:63:TYR:HE2	1.69	0.56
12:AO:53:ARG:HG3	12:AO:53:ARG:HH11	1.71	0.56
15:AR:27:VAL:O	15:AR:31:LEU:HB2	2.06	0.56
25:BA:475:U:C4	25:BA:481:G:O6	2.59	0.56
25:BA:517:C:OP1	51:B5:16:ARG:NH2	2.39	0.56
25:BA:753:C:O5'	25:BA:753:C:H6	1.88	0.56
25:BA:2593:U:H2'	25:BA:2594:C:C6	2.41	0.56
25:BA:2790:A:C2	25:BA:2894:G:H5''	2.41	0.56
30:BG:61:ALA:HA	30:BG:66:GLN:O	2.06	0.56
30:BG:133:LEU:O	30:BG:133:LEU:HD23	2.06	0.56
31:BH:15:VAL:HG12	31:BH:29:PRO:HD2	1.88	0.56
35:BO:91:PHE:O	35:BO:121:LYS:NZ	2.32	0.56
50:B4:13:ARG:H	50:B4:30:GLU:H	1.54	0.56
1:CA:411:A:H62	1:CA:413:G:H21	1.54	0.56
1:CA:656:C:H42	1:CA:750:G:H1	1.53	0.56
2:CE:5:ILE:O	2:CE:5:ILE:HG23	2.05	0.56
2:CE:98:LEU:O	2:CE:101:MET:HG2	2.06	0.56
3:CF:68:VAL:HG12	3:CF:70:VAL:HG23	1.87	0.56
12:CO:26:ALA:O	12:CO:27:LEU:CD1	2.53	0.56
22:CB:26:C:C5	22:CB:27:G:N2	2.73	0.56
23:CD:7:G:C3'	23:CD:8:U:H5'	2.35	0.56
25:DA:288:C:H2'	25:DA:288:C:O2	2.06	0.56
25:DA:528:A:C2	25:DA:2043:C:C5'	2.85	0.56
25:DA:1085:A:HO2'	25:DA:1086:A:H8	1.50	0.56
25:DA:2068:U:N3	25:DA:2430:A:C2	2.60	0.56
25:DA:2191:G:O2'	25:DA:2192:G:P	2.63	0.56
25:DA:2307:G:O2'	25:DA:2308:G:C8	2.58	0.56
25:DA:2355:C:H5'	46:D3:36:ILE:CD1	2.36	0.56
25:DA:2527:C:C4	25:DA:2528:U:C5	2.94	0.56
26:DB:7:G:H3'	26:DB:8:U:H5''	1.88	0.56
32:DK:82:ARG:NH1	32:DK:146:ALA:HA	2.21	0.56
36:DP:63:LYS:HB3	36:DP:107:ALA:O	2.05	0.56
38:DQ:60:GLY:O	38:DQ:61:ASN:HB2	2.05	0.56
44:DU:47:LYS:HG2	44:DU:60:PHE:HD1	1.71	0.56
1:AA:832:C:O2	1:AA:855:G:C2	2.58	0.55
1:AA:1149:C:OP2	9:AL:9:ARG:NH2	2.39	0.55
1:AA:1339:A:H2'	1:AA:1340:A:O4'	2.06	0.55

*Continued on next page...*

*Continued from previous page...*

Atom-1	Atom-2	Interatomic distance (Å)	Clash overlap (Å)
11:AN:66:LEU:CD2	11:AN:97:ALA:HB1	2.35	0.55
25:BA:270(M):U:H1'	25:BA:270(N):G:C5	2.41	0.55
25:BA:546:C:H6	25:BA:546:C:OP1	1.89	0.55
25:BA:852:G:H2'	25:BA:853:G:H8	1.70	0.55
25:BA:1396:U:H2'	25:BA:1396:U:O2	2.05	0.55
26:BB:42:C:O2	30:BG:93:THR:N	2.34	0.55
27:BD:17:THR:CG2	27:BD:204:ILE:HA	2.37	0.55
27:BD:44:ASN:ND2	27:BD:44:ASN:H	2.04	0.55
27:BD:124:PRO:HG2	27:BD:129:ASN:ND2	2.21	0.55
31:BH:43:VAL:HG12	31:BH:52:VAL:HG22	1.89	0.55
34:BN:4:PRO:O	34:BN:5:GLN:HB2	2.05	0.55
39:BR:52:ILE:CD1	39:BR:61:PHE:HB3	2.26	0.55
41:B2:43:GLU:OE2	41:B2:43:GLU:HA	2.05	0.55
45:BV:152:ALA:O	45:BV:155:LEU:HB2	2.06	0.55
52:B6:10:LEU:HD23	54:B8:34:TRP:CE2	2.40	0.55
1:CA:16:A:N1	1:CA:919:A:H2	2.04	0.55
1:CA:35:G:C2	1:CA:550:G:N3	2.75	0.55
1:CA:892:A:O2'	1:CA:1415:G:H4'	2.06	0.55
5:CH:75:THR:HG23	5:CH:76:ILE:N	2.21	0.55
25:DA:673:C:H6	25:DA:673:C:C5'	2.18	0.55
25:DA:994:C:OP1	40:D1:53:ARG:NH2	2.39	0.55
25:DA:1358:G:N2	25:DA:1372:U:C5	2.74	0.55
25:DA:2470:G:OP2	36:DP:56:ARG:CZ	2.54	0.55
25:DA:2547:U:O2'	25:DA:2548:G:H5'	2.06	0.55
27:DD:268:ARG:HH11	27:DD:268:ARG:HG2	1.72	0.55
28:DE:51:PHE:O	28:DE:74:PRO:HB3	2.06	0.55
29:DF:25:PRO:C	29:DF:27:GLU:H	2.08	0.55
29:DF:148:LEU:HD23	29:DF:191:ARG:HH12	1.70	0.55
31:DH:150:ALA:C	31:DH:152:ARG:N	2.60	0.55
37:D0:87:TYR:HD1	37:D0:90:ARG:HD2	1.70	0.55
38:DQ:110:LEU:HD22	38:DQ:111:GLU:N	2.21	0.55
52:D6:14:THR:OG1	52:D6:19:ARG:HG2	2.06	0.55
1:AA:74:C:H2'	1:AA:75:C:O4'	2.05	0.55
1:AA:368:U:P	32:DK:91:SER:HG	2.29	0.55
1:AA:793:U:H3'	1:AA:794:A:H5''	1.89	0.55
1:AA:989:C:H42	1:AA:1216:G:H1	1.53	0.55
1:AA:1077:G:N1	1:AA:1081:G:C6	2.75	0.55
1:AA:1106:G:C5	1:AA:1107:C:C5	2.94	0.55
1:AA:1293:G:H2'	1:AA:1294:G:O4'	2.05	0.55
22:AB:52:U:C6	22:AB:53:A:C8	2.95	0.55
22:AB:55:G:H2'	22:AB:56:G:C8	2.41	0.55

*Continued on next page...*

*Continued from previous page...*

Atom-1	Atom-2	Interatomic distance (Å)	Clash overlap (Å)
23:AD:55:U:C4	23:AD:56:U:C5	2.94	0.55
23:AD:71:G:O2'	23:AD:72:C:H5'	2.06	0.55
25:BA:270(Y):G:C2	25:BA:270(Z):U:O4	2.60	0.55
25:BA:1069:A:H4'	25:BA:1070:A:C5'	2.36	0.55
25:BA:1409:C:O2'	25:BA:1410:G:H5'	2.05	0.55
25:BA:1496:A:H2'	25:BA:1577:C:O2'	2.06	0.55
25:BA:2795:G:H3'	25:BA:2797:U:H5''	1.88	0.55
25:BA:2875:C:O2'	39:BR:5:ALA:HB3	2.06	0.55
27:BD:148:GLU:CB	27:BD:151:LYS:HD2	2.37	0.55
28:BE:203:LYS:O	28:BE:203:LYS:HD2	2.07	0.55
35:BO:101:VAL:HG22	35:BO:106:LEU:HB3	1.86	0.55
37:B0:33:ARG:NH2	51:B5:55:ARG:HG2	2.21	0.55
39:BR:112:ARG:O	39:BR:112:ARG:HG3	2.06	0.55
44:BU:76:CYS:CB	44:BU:96:ILE:HD13	2.36	0.55
1:CA:517:G:N2	1:CA:530:G:OP1	2.29	0.55
1:CA:954:G:H2'	1:CA:955:U:C6	2.42	0.55
1:CA:1206:G:C6	1:CA:1207:G:C5	2.94	0.55
1:CA:1346:A:C1'	1:CA:1347:G:OP2	2.54	0.55
5:CH:57:LYS:O	5:CH:61:TYR:HD2	1.88	0.55
6:CI:33:TYR:CZ	6:CI:78:GLU:HG3	2.40	0.55
7:CJ:26:PHE:CE2	7:CJ:30:ILE:HD11	2.42	0.55
25:DA:101:G:C2'	25:DA:102:G:OP1	2.55	0.55
25:DA:1476:C:C2'	25:DA:1477:A:H5'	2.36	0.55
25:DA:1728:G:C2	25:DA:1730:U:OP2	2.59	0.55
25:DA:2148:G:H2'	25:DA:2149:G:C8	2.41	0.55
25:DA:2494:G:H2'	25:DA:2495:G:H8	1.71	0.55
29:DF:125:LEU:HD23	29:DF:125:LEU:H	1.71	0.55
32:DK:77:LEU:CG	32:DK:78:THR:H	2.19	0.55
34:DN:101:PRO:HG3	39:DR:67:SER:OG	2.06	0.55
1:AA:250:A:C4'	1:AA:251:G:H5''	2.37	0.55
1:AA:258:G:H2'	1:AA:259:G:H8	1.72	0.55
1:AA:542:G:H5'	4:AG:41:GLY:HA3	1.88	0.55
1:AA:1149:C:H2'	1:AA:1150:U:C6	2.41	0.55
3:AF:195:VAL:C	3:AF:196:LEU:HD23	2.27	0.55
9:AL:4:TYR:CD1	9:AL:88:TYR:HB2	2.42	0.55
9:AL:99:LEU:HB3	9:AL:101:PHE:CE1	2.41	0.55
11:AN:41:THR:HG21	11:AN:71:LYS:HB2	1.88	0.55
16:AS:20:VAL:HG22	16:AS:32:TYR:CG	2.37	0.55
17:AT:7:THR:OG1	17:AT:58:GLU:HG2	2.07	0.55
22:AB:52:U:C2'	22:AB:53:A:H5'	2.36	0.55
23:AC:20:G:C6	23:AC:58:A:C2	2.95	0.55

*Continued on next page...*

*Continued from previous page...*

Atom-1	Atom-2	Interatomic distance (Å)	Clash overlap (Å)
23:AD:5:G:H22	23:AD:69:C:N4	2.04	0.55
25:BA:756:C:H2'	25:BA:757:U:O5'	2.06	0.55
25:BA:1239:G:H2'	25:BA:1240:U:O4'	2.06	0.55
25:BA:1694:C:H5'	25:BA:1694:C:H6	1.71	0.55
25:BA:1805:U:O2	27:BD:50:THR:HB	2.06	0.55
25:BA:2574:G:O2'	28:BE:143:ASN:HB3	2.06	0.55
25:BA:2734:A:H8	25:BA:2734:A:C5'	2.19	0.55
27:BD:125:ILE:HG22	27:BD:125:ILE:O	2.06	0.55
30:BG:27:ASN:HB3	30:BG:30:GLU:HG3	1.89	0.55
40:B1:60:LEU:HD21	40:B1:64:ARG:HH21	1.70	0.55
2:CE:19:HIS:HD2	2:CE:20:GLU:OE1	1.90	0.55
8:CK:111:ILE:HG22	8:CK:112:LEU:H	1.71	0.55
12:CO:26:ALA:O	12:CO:27:LEU:HD13	2.06	0.55
13:CP:25:ILE:HG22	13:CP:26:GLY:N	2.20	0.55
14:CQ:45:ARG:O	14:CQ:49:HIS:HD2	1.89	0.55
19:CV:28:LYS:HE3	19:CV:29:ARG:N	2.19	0.55
25:DA:39:C:H2'	25:DA:40:C:H6	1.71	0.55
25:DA:228:A:C8	25:DA:228:A:C3'	2.89	0.55
25:DA:270(Y):G:C2	25:DA:270(Z):U:O4	2.59	0.55
25:DA:1048:A:H5'	25:DA:1049:C:OP2	2.07	0.55
25:DA:1499:C:H2'	25:DA:1500:G:H8	1.71	0.55
25:DA:1543:A:H1'	25:DA:1545:A:H1'	1.89	0.55
25:DA:2157:G:H2'	25:DA:2158:A:H8	1.72	0.55
25:DA:2483:C:H5'	25:DA:2484:G:OP2	2.06	0.55
25:DA:2817:G:P	37:D0:99:LYS:HZ3	2.30	0.55
28:DE:87:GLU:O	28:DE:87:GLU:HG3	2.06	0.55
30:DG:53:LEU:HD21	30:DG:90:LEU:HD11	1.87	0.55
34:DN:10:VAL:HG21	34:DN:16:ALA:O	2.06	0.55
44:DU:50:ARG:O	44:DU:53:PRO:HD3	2.05	0.55
45:DV:157:LEU:HD11	45:DV:163:LEU:HD23	1.89	0.55
1:AA:1054:C:O2	1:AA:1054:C:H2'	2.07	0.55
2:AE:120:ALA:O	2:AE:121:LEU:CB	2.52	0.55
7:AJ:23:VAL:CG1	7:AJ:43:PHE:CE2	2.89	0.55
12:AO:40:VAL:CG2	12:AO:78:GLN:O	2.54	0.55
15:AR:38:ARG:HH11	15:AR:38:ARG:HG2	1.72	0.55
15:AR:87:ILE:HG22	15:AR:88:ARG:HG2	1.87	0.55
20:AW:100:ILE:CG1	20:AW:101:GLY:N	2.69	0.55
22:AB:16:U:OP2	22:AB:16:U:H2'	2.06	0.55
25:BA:176:G:O2'	25:BA:177:G:H5'	2.06	0.55
25:BA:229:A:HO2'	25:BA:230:U:P	2.29	0.55
25:BA:603:A:H4'	25:BA:604:G:O5'	2.06	0.55

*Continued on next page...*

*Continued from previous page...*

Atom-1	Atom-2	Interatomic distance (Å)	Clash overlap (Å)
25:BA:645:C:H2'	25:BA:646:A:OP1	2.06	0.55
25:BA:787:U:H5''	25:BA:788:A:H5'	1.88	0.55
25:BA:1024:G:C3'	25:BA:1025:G:H5''	2.31	0.55
25:BA:1257:C:H4'	29:BF:83:PHE:CD2	2.41	0.55
25:BA:2373:G:N2	25:BA:2380:C:N3	2.49	0.55
25:BA:2723:C:OP1	37:B0:3:HIS:CD2	2.54	0.55
28:BE:41:LYS:C	28:BE:42:ASP:CG	2.65	0.55
30:BG:107:LEU:HD11	30:BG:178:PHE:CD1	2.41	0.55
39:BR:45:PHE:CE1	39:BR:65:LYS:HE3	2.41	0.55
42:BS:64:MET:O	42:BS:65:LEU:HB2	2.07	0.55
51:B5:4:HIS:O	51:B5:5:PRO:C	2.43	0.55
1:CA:1004:A:O4'	1:CA:1025:U:N3	2.38	0.55
1:CA:1077:G:N1	1:CA:1081:G:C6	2.75	0.55
1:CA:1298:C:N4	7:CJ:114:ARG:HB3	2.15	0.55
2:CE:137:ARG:O	2:CE:137:ARG:HD3	2.06	0.55
20:CW:33:ILE:HD13	20:CW:62:LEU:HB3	1.88	0.55
23:CC:48:U:H1'	23:CC:49:C:O5'	2.06	0.55
23:CD:44:A:C2	23:CD:45:A:C6	2.93	0.55
25:DA:847:U:C4	25:DA:933:A:C6	2.90	0.55
25:DA:996:A:C2	25:DA:997:G:C8	2.95	0.55
25:DA:1314:C:C2	25:DA:1339:G:N2	2.74	0.55
25:DA:2860:A:N7	25:DA:2861:G:H1'	2.21	0.55
26:DB:116:G:H2'	26:DB:117:G:O4'	2.07	0.55
27:DD:35:LYS:HA	27:DD:64:ILE:CG2	2.33	0.55
39:DR:56:GLY:C	39:DR:58:ASN:N	2.58	0.55
1:AA:1320:C:OP1	19:AV:70:LYS:HE3	2.05	0.55
1:AA:1362(A):C:H5'	1:AA:1363:A:O5'	2.06	0.55
10:AM:15:THR:O	10:AM:19:SER:N	2.38	0.55
11:AN:77:MET:HE3	11:AN:80:VAL:HG12	1.87	0.55
25:BA:213:A:H2'	25:BA:214:G:O4'	2.05	0.55
25:BA:234:C:H2'	25:BA:235:U:C6	2.41	0.55
25:BA:1291:C:H5'	25:BA:1536:A:H5'	1.87	0.55
25:BA:1473:G:H2'	25:BA:1474:C:H5'	1.89	0.55
25:BA:2310:A:O2'	25:BA:2311:A:C5'	2.51	0.55
25:BA:2712:U:O2	25:BA:2712:U:C5'	2.51	0.55
28:BE:101:ARG:C	28:BE:201:THR:HG1	2.10	0.55
30:BG:129:GLY:HA2	30:BG:166:ASP:HB3	1.87	0.55
39:BR:85:LYS:HE3	39:BR:87:ASP:OD2	2.07	0.55
1:CA:20:U:C2'	1:CA:21:G:H5'	2.35	0.55
1:CA:192:U:H2'	1:CA:193:C:H6	1.71	0.55
1:CA:1311:G:N2	1:CA:1327:C:C2	2.74	0.55

*Continued on next page...*

*Continued from previous page...*

Atom-1	Atom-2	Interatomic distance (Å)	Clash overlap (Å)
1:CA:1367:C:H5''	9:CL:114:TYR:HB3	1.87	0.55
9:CL:48:GLU:N	9:CL:49:PRO:HD2	2.21	0.55
20:CW:25:ARG:HG3	20:CW:25:ARG:NH1	2.19	0.55
23:CC:15:G:H2'	23:CC:60:A:N1	2.22	0.55
25:DA:479:A:HO2'	25:DA:481:G:H8	1.55	0.55
25:DA:755:C:H2'	25:DA:756:C:C6	2.41	0.55
25:DA:824:A:H1'	25:DA:2358:G:N7	2.22	0.55
25:DA:888:C:H4'	25:DA:889:C:O5'	2.03	0.55
25:DA:2473:U:O2	25:DA:2473:U:C2'	2.54	0.55
25:DA:2475:C:H5'	25:DA:2476:A:OP2	2.05	0.55
27:DD:34:VAL:O	27:DD:34:VAL:CG1	2.55	0.55
31:DH:89:ILE:HG21	31:DH:129:THR:HA	1.88	0.55
39:DR:74:ARG:HD3	39:DR:76:PHE:CZ	2.42	0.55
49:DX:17:LYS:O	49:DX:17:LYS:HD3	2.07	0.55
52:D6:28:ARG:HB3	52:D6:30:THR:C	2.27	0.55
54:D8:47:LYS:C	54:D8:48:PHE:HD1	2.09	0.55
1:AA:1156:G:C3'	1:AA:1157:A:H5''	2.37	0.55
3:AF:141:VAL:HG12	3:AF:141:VAL:O	2.05	0.55
8:AK:27:PRO:HG3	8:AK:58:TYR:CE2	2.42	0.55
14:AQ:58:LYS:NZ	14:AQ:58:LYS:HB3	2.21	0.55
25:BA:1952:A:C5	34:BN:22:ILE:HD11	2.41	0.55
25:BA:2275:C:O2	36:BP:83:MET:HG2	2.07	0.55
25:BA:2292:C:OP2	38:BQ:17:ARG:NH2	2.38	0.55
25:BA:2511:U:O4	25:BA:2575:C:N3	2.39	0.55
37:B0:21:TYR:OH	37:B0:43:GLU:HG2	2.06	0.55
37:B0:74:LYS:C	37:B0:76:VAL:N	2.59	0.55
41:B2:64:HIS:ND1	41:B2:92:THR:HG22	2.21	0.55
43:BT:36:LYS:HE2	43:BT:54:VAL:O	2.05	0.55
43:BT:49:VAL:HG12	43:BT:50:LYS:H	1.68	0.55
46:B3:53:MET:HA	46:B3:58:THR:O	2.06	0.55
50:B4:61:ARG:HA	50:B4:61:ARG:HE	1.70	0.55
52:B6:15:GLU:OE2	52:B6:44:ARG:NH1	2.39	0.55
1:CA:8:A:C6	4:CG:209:ARG:HB2	2.41	0.55
1:CA:668:G:O2'	1:CA:669:U:H5'	2.07	0.55
1:CA:963:G:N3	10:CM:55:LYS:NZ	2.50	0.55
1:CA:1250:A:H4'	9:CL:68:GLY:N	2.21	0.55
1:CA:1387:G:H2'	1:CA:1388:C:H6	1.71	0.55
2:CE:84:GLU:HB3	2:CE:219:VAL:HG11	1.89	0.55
4:CG:13:ARG:HD3	4:CG:13:ARG:N	2.21	0.55
7:CJ:23:VAL:O	7:CJ:27:ILE:HG13	2.06	0.55
7:CJ:69:VAL:HG12	7:CJ:69:VAL:O	2.06	0.55

*Continued on next page...*

*Continued from previous page...*

Atom-1	Atom-2	Interatomic distance (Å)	Clash overlap (Å)
9:CL:85:LEU:HD13	9:CL:92:TYR:CD2	2.40	0.55
23:CD:15:G:N2	23:CD:60:A:H1'	2.21	0.55
25:DA:288:C:H2'	25:DA:289:A:C8	2.42	0.55
25:DA:756:C:C2'	25:DA:757:U:H5'	2.37	0.55
25:DA:1774:C:H4'	25:DA:1979:C:O2	2.07	0.55
25:DA:2127:G:N2	25:DA:2173:A:C8	2.74	0.55
25:DA:2371:G:H4'	52:D6:45:LYS:CE	2.35	0.55
32:DK:143:SER:O	32:DK:144:VAL:HB	2.06	0.55
37:D0:23:ASN:N	37:D0:23:ASN:HD22	2.03	0.55
45:DV:168:GLU:HG3	45:DV:169:GLU:N	2.21	0.55
49:DX:52:HIS:H	49:DX:52:HIS:CD2	2.24	0.55
1:AA:985:C:C2	1:AA:1221:G:N2	2.75	0.55
1:AA:1278:U:H5'	1:AA:1279:A:O4'	2.06	0.55
2:AE:82:ARG:HG2	2:AE:92:TYR:CZ	2.42	0.55
3:AF:84:ILE:O	3:AF:88:ARG:HG3	2.07	0.55
21:AX:15:ARG:HG2	21:AX:15:ARG:NH1	1.99	0.55
22:AB:45:U:H6	22:AB:45:U:H3'	1.71	0.55
25:BA:1111:A:O2'	25:BA:1112:G:H4'	2.06	0.55
25:BA:1430:C:H2'	25:BA:1431:U:C6	2.42	0.55
25:BA:1798:U:C5'	27:BD:259:THR:HG22	2.27	0.55
26:BB:32:C:C2	26:BB:51:G:N2	2.75	0.55
27:BD:108:PRO:HD2	27:BD:111:LEU:HG	1.88	0.55
35:BO:11:GLY:C	35:BO:13:ASN:N	2.60	0.55
50:B4:50:VAL:HG12	50:B4:50:VAL:O	2.06	0.55
52:B6:39:TYR:O	52:B6:47:THR:N	2.39	0.55
52:B6:40:CYS:SG	52:B6:45:LYS:HE2	2.47	0.55
1:CA:792:A:H4'	1:CA:793:U:O5'	2.07	0.55
1:CA:979:C:C5	1:CA:980:C:C6	2.95	0.55
7:CJ:72:ARG:NH2	7:CJ:96:GLN:HE22	2.05	0.55
19:CV:23:ASN:HA	19:CV:27:GLU:CG	2.36	0.55
19:CV:31:ILE:CG2	19:CV:33:THR:HG22	2.37	0.55
25:DA:107:C:H2'	25:DA:108:U:H6	1.72	0.55
25:DA:244:A:C2	25:DA:255:A:C4	2.95	0.55
25:DA:1520:U:H2'	25:DA:1521:G:O4'	2.06	0.55
28:DE:29:GLY:H	28:DE:51:PHE:HE1	1.53	0.55
28:DE:38:THR:O	28:DE:42:ASP:HB2	2.06	0.55
28:DE:50:GLY:O	28:DE:51:PHE:HB2	2.07	0.55
38:DQ:34:HIS:ND1	38:DQ:53:SER:HB3	2.22	0.55
38:DQ:108:GLY:O	38:DQ:110:LEU:HB3	2.07	0.55
1:AA:171:A:N6	1:AA:172:A:N6	2.54	0.55
1:AA:475:G:H2'	1:AA:476:G:O4'	2.07	0.55

*Continued on next page...*



*Continued from previous page...*

Atom-1	Atom-2	Interatomic distance (Å)	Clash overlap (Å)
12:AO:6:THR:N	12:AO:9:GLN:HE21	2.02	0.55
21:AX:12:LYS:HB3	21:AX:22:ARG:HD2	1.89	0.55
25:BA:1169:G:N2	25:BA:1181:C:C2	2.74	0.55
25:BA:1533:C:H42	25:BA:1538:G:H1	1.55	0.55
25:BA:2404:C:O3'	35:BO:77:ARG:NH2	2.39	0.55
25:BA:2593:U:H2'	25:BA:2594:C:H6	1.70	0.55
25:BA:2648:C:H2'	25:BA:2649:U:C6	2.41	0.55
27:BD:26:LYS:O	27:BD:27:THR:OG1	2.25	0.55
27:BD:71:ASP:HB3	27:BD:103:ARG:NH2	2.21	0.55
31:BH:152:ARG:NH2	31:BH:153:LYS:HE2	2.22	0.55
32:BK:5:LEU:HD22	32:BK:9:LEU:HD21	1.89	0.55
34:BN:90:GLN:O	34:BN:91:LEU:HB2	2.07	0.55
46:B3:51:VAL:HG21	46:B3:79:VAL:HG12	1.87	0.55
1:CA:93:U:H2'	1:CA:95:G:H5''	1.89	0.55
1:CA:1301:U:H2'	1:CA:1301:U:O2	2.05	0.55
3:CF:16:ARG:HH11	3:CF:16:ARG:HA	1.72	0.55
5:CH:135:THR:O	5:CH:138:ALA:HB3	2.07	0.55
6:CI:69:GLU:O	6:CI:72:VAL:HG12	2.07	0.55
22:CB:46:G:H2'	22:CB:47:C:C6	2.42	0.55
23:CD:21:U:C3'	23:CD:22:A:H5''	2.36	0.55
25:DA:872:A:C4	25:DA:906:G:N2	2.74	0.55
25:DA:1226:G:H5'	41:D2:85:LYS:H	1.72	0.55
26:DB:3:C:H5'	26:DB:4:C:OP2	2.05	0.55
28:DE:48:GLN:O	28:DE:49:LEU:CD1	2.55	0.55
28:DE:79:ARG:O	28:DE:80:GLU:CG	2.54	0.55
32:DK:97:ILE:O	32:DK:100:ALA:HB3	2.06	0.55
35:DO:136:GLU:O	35:DO:139:LYS:N	2.34	0.55
38:DQ:87:PHE:C	38:DQ:87:PHE:HD2	2.10	0.55
39:DR:53:ARG:O	39:DR:53:ARG:CG	2.54	0.55
39:DR:91:ARG:O	39:DR:116:ALA:HA	2.07	0.55
48:DW:9:GLN:NE2	48:DW:56:GLN:HG2	2.18	0.55
54:D8:35:GLN:C	54:D8:36:LYS:CG	2.76	0.55
54:D8:52:LYS:O	54:D8:54:GLU:N	2.32	0.55
4:AG:31:CYS:HB3	4:AG:33:MET:HB2	1.88	0.55
8:AK:95:VAL:HG21	8:AK:133:LEU:HD12	1.88	0.55
22:AB:45:U:H2'	22:AB:46:G:H5''	1.88	0.55
23:AC:17:C:C2'	23:AC:18:C:H5''	2.37	0.55
23:AC:62:C:O2'	23:AC:63:C:H5'	2.06	0.55
24:A1:14:U:O2'	24:A1:15:U:O4'	2.24	0.55
25:BA:482:A:H4'	44:BU:47:LYS:HD3	1.89	0.55
25:BA:507:A:C5'	25:BA:508:G:H5'	2.37	0.55

*Continued on next page...*

*Continued from previous page...*

Atom-1	Atom-2	Interatomic distance (Å)	Clash overlap (Å)
25:BA:1600:C:O2'	53:B7:49:ARG:HG2	2.07	0.55
25:BA:1899:G:HO2'	25:BA:1900:A:P	2.30	0.55
30:BG:64:THR:CG2	30:BG:66:GLN:H	2.19	0.55
35:BO:19:VAL:HG23	35:BO:27:HIS:HB3	1.87	0.55
38:BQ:67:ARG:NH1	38:BQ:67:ARG:HB2	2.22	0.55
48:BW:16:LEU:O	48:BW:16:LEU:HG	2.07	0.55
54:B8:10:ALA:C	54:B8:12:LYS:H	2.11	0.55
1:CA:168:G:C2'	1:CA:169:C:H5'	2.37	0.55
1:CA:518:C:H4'	1:CA:519:C:O5'	2.07	0.55
1:CA:1022:G:H2'	1:CA:1023:G:O4'	2.07	0.55
1:CA:1075:C:OP1	2:CE:179:LYS:HE2	2.06	0.55
1:CA:1438:G:H2'	1:CA:1439:C:C6	2.42	0.55
3:CF:70:VAL:O	3:CF:106:VAL:N	2.38	0.55
15:CR:44:LYS:O	15:CR:47:LYS:HE2	2.06	0.55
17:CT:66:SER:O	17:CT:70:ARG:NH1	2.40	0.55
19:CV:80:TYR:CE1	19:CV:82:GLY:HA2	2.42	0.55
25:DA:128:C:H2'	25:DA:129:C:C6	2.41	0.55
25:DA:654(D):G:N2	25:DA:654(Q):C:N3	2.52	0.55
25:DA:845:G:OP2	25:DA:845:G:H8	1.90	0.55
25:DA:1246:A:O2'	29:DF:45:ARG:NH2	2.39	0.55
25:DA:2131:G:N2	25:DA:2158:A:H2'	2.22	0.55
25:DA:2591:C:H2'	25:DA:2592:G:C8	2.42	0.55
28:DE:36:ARG:HH11	28:DE:36:ARG:CG	2.19	0.55
30:DG:7:LEU:HB2	30:DG:104:GLU:OE1	2.06	0.55
34:DN:49:ARG:HD3	34:DN:49:ARG:N	2.19	0.55
45:DV:112:ARG:HE	45:DV:112:ARG:N	2.04	0.55
46:D3:18:ALA:CB	46:D3:20:ARG:HE	2.17	0.55
1:AA:1178:G:N2	1:AA:1181:G:N7	2.42	0.55
1:AA:1237:C:C5	1:AA:1336:C:C5	2.95	0.55
6:AI:3:ARG:HA	6:AI:65:VAL:O	2.07	0.55
8:AK:9:MET:HG3	8:AK:26:VAL:HG21	1.89	0.55
18:AU:73:ALA:HB3	18:AU:79:LEU:HD12	1.89	0.55
22:AB:52:U:H2'	22:AB:53:A:C5'	2.37	0.55
25:BA:547:A:H2'	25:BA:548:A:C8	2.42	0.55
25:BA:1028:A:N6	25:BA:1125:G:H2'	2.21	0.55
25:BA:1783:A:H5'	25:BA:2608:G:H4'	1.89	0.55
25:BA:2894:G:H2'	25:BA:2895:U:OP2	2.07	0.55
30:BG:36:LYS:HG2	30:BG:38:VAL:HG23	1.89	0.55
39:BR:20:PRO:HG2	39:BR:86:ILE:O	2.06	0.55
54:B8:11:LYS:O	54:B8:11:LYS:HG2	2.07	0.55
1:CA:997:U:H2'	1:CA:998:G:C8	2.41	0.55

*Continued on next page...*

*Continued from previous page...*

Atom-1	Atom-2	Interatomic distance (Å)	Clash overlap (Å)
1:CA:1350:A:C6	1:CA:1351:U:N3	2.75	0.55
3:CF:82:GLU:HA	3:CF:85:ARG:HB2	1.87	0.55
3:CF:146:ALA:HB1	3:CF:203:PHE:O	2.07	0.55
4:CG:162:LEU:HD12	4:CG:181:MET:CE	2.37	0.55
5:CH:103:GLY:H	5:CH:106:PRO:HG2	1.70	0.55
8:CK:66:GLY:O	8:CK:76:PRO:HB3	2.07	0.55
25:DA:340:A:C2'	25:DA:341:G:H5'	2.36	0.55
25:DA:620:G:H5'	25:DA:620:G:N3	2.22	0.55
25:DA:1342:A:C2	25:DA:1602:U:C4	2.94	0.55
25:DA:1443:G:H2'	25:DA:1444:G:H5'	1.89	0.55
25:DA:1956:U:H2'	25:DA:1957:C:H5'	1.89	0.55
26:DB:38:C:N3	26:DB:44:G:N2	2.48	0.55
26:DB:53:A:H2'	26:DB:54:G:O4'	2.07	0.55
26:DB:111:U:H2'	26:DB:112:G:H8	1.70	0.55
27:DD:164:GLN:HG2	27:DD:166:GLN:NE2	2.22	0.55
28:DE:37:ARG:HD2	28:DE:80:GLU:OE2	2.07	0.55
30:DG:11:TYR:CZ	30:DG:16:ARG:HD2	2.43	0.55
32:DK:92:VAL:HB	32:DK:120:ILE:HB	1.88	0.55
36:DP:7:MET:HB3	36:DP:10:ARG:CZ	2.37	0.55
52:D6:27:LYS:HZ3	52:D6:27:LYS:CB	2.19	0.55
1:AA:827:U:O2	1:AA:827:U:O5'	2.25	0.54
1:AA:1073:U:OP2	5:AH:57:LYS:NZ	2.38	0.54
4:AG:31:CYS:C	4:AG:33:MET:H	2.10	0.54
8:AK:21:LYS:O	8:AK:65:TYR:OH	2.20	0.54
19:AV:40:ILE:HD11	19:AV:62:ILE:HG21	1.89	0.54
23:AC:17:C:C3'	23:AC:18:C:C5'	2.68	0.54
23:AC:48:U:H4'	23:AC:49:C:C5'	2.37	0.54
25:BA:21:A:O2'	25:BA:22:C:H5'	2.07	0.54
25:BA:445:C:O2'	25:BA:446:G:H5'	2.07	0.54
25:BA:1557:C:H5''	25:BA:1558:A:OP2	2.07	0.54
25:BA:1639:U:H2'	25:BA:1640:C:H5'	1.89	0.54
25:BA:1900:A:H5'	25:BA:1900:A:C8	2.38	0.54
25:BA:2312:U:O5'	25:BA:2312:U:H6	1.89	0.54
29:BF:129:PHE:O	29:BF:130:ALA:HB3	2.07	0.54
29:BF:198:ALA:HA	29:BF:201:VAL:CG1	2.28	0.54
30:BG:107:LEU:HD21	30:BG:178:PHE:CE1	2.42	0.54
35:BO:39:LYS:CB	35:BO:45:LEU:HD22	2.37	0.54
35:BO:65:ARG:NH2	54:B8:15:LYS:HB2	2.11	0.54
38:BQ:14:VAL:O	38:BQ:18:ILE:HD13	2.08	0.54
50:B4:59:PHE:O	50:B4:63:TYR:HB2	2.06	0.54
1:CA:342:C:H2'	1:CA:343:U:H5'	1.89	0.54

*Continued on next page...*

*Continued from previous page...*

Atom-1	Atom-2	Interatomic distance (Å)	Clash overlap (Å)
2:CE:92:TYR:HD2	2:CE:92:TYR:C	2.10	0.54
13:CP:54:VAL:HG12	13:CP:58:GLU:OE1	2.07	0.54
20:CW:10:LEU:HD22	20:CW:10:LEU:O	2.07	0.54
20:CW:29:LYS:O	20:CW:33:ILE:HG12	2.07	0.54
23:CD:27:G:C2'	23:CD:28:U:H5'	2.37	0.54
24:C1:17:U:O2'	24:C1:18:G:H5'	2.07	0.54
25:DA:389:G:H1	35:DO:71:VAL:HG12	1.72	0.54
25:DA:607:U:O2	25:DA:621:A:N1	2.40	0.54
25:DA:882:G:N1	25:DA:894:C:N4	2.40	0.54
25:DA:997:G:H2'	25:DA:998:C:H5'	1.89	0.54
25:DA:2698:U:H2'	25:DA:2699:C:C6	2.41	0.54
26:DB:38:C:N4	26:DB:44:G:H1	2.02	0.54
29:DF:184:TYR:O	29:DF:188:ARG:HB2	2.08	0.54
30:DG:97:ASP:HA	30:DG:100:TRP:HB2	1.89	0.54
35:DO:34:GLY:O	35:DO:35:HIS:C	2.45	0.54
41:D2:75:PHE:HD2	41:D2:81:TYR:CD1	2.25	0.54
1:AA:16:A:C2'	1:AA:17:U:H5'	2.38	0.54
1:AA:503:C:OP2	12:AO:116:SER:OG	2.16	0.54
1:AA:580:U:H2'	1:AA:581:G:O4'	2.08	0.54
1:AA:625:G:H4'	16:AS:16:HIS:HD2	0.46	0.54
1:AA:1004:A:O5'	1:AA:1025:U:O4	2.25	0.54
1:AA:1059:C:O3'	14:AQ:45:ARG:NH2	2.40	0.54
1:AA:1177:G:C8	1:AA:1178:G:C2	2.96	0.54
3:AF:131:ARG:NH1	3:AF:166:GLU:OE2	2.40	0.54
13:AP:8:GLU:O	13:AP:10:PRO:HD3	2.07	0.54
19:AV:65:ASN:HB3	50:B4:55:ARG:HH12	1.72	0.54
25:BA:265:A:H1'	25:BA:266:G:O4'	2.07	0.54
25:BA:373:U:H1'	25:BA:423:A:N3	2.21	0.54
25:BA:2415:G:H4'	35:BO:66:GLY:CA	2.37	0.54
25:BA:2543:G:H2'	25:BA:2544:G:C8	2.42	0.54
27:BD:181:GLU:CG	27:BD:272:ALA:HB3	2.34	0.54
29:BF:63:LYS:CE	29:BF:67:GLN:HB2	2.37	0.54
31:BH:153:LYS:HA	31:BH:153:LYS:HZ2	1.72	0.54
36:BP:12:GLN:HG2	36:BP:73:PRO:HD2	1.88	0.54
47:BZ:83:GLU:HG2	47:BZ:85:LEU:H	1.72	0.54
51:B5:52:TYR:HD1	51:B5:53:ALA:H	1.54	0.54
1:CA:197:A:C6	1:CA:221:C:H4'	2.42	0.54
1:CA:1386:G:N3	1:CA:1387:G:C8	2.76	0.54
1:CA:1465:C:H2'	1:CA:1466:C:O4'	2.07	0.54
20:CW:30:LYS:HG2	20:CW:80:ARG:HH22	1.71	0.54
22:CB:17:U:H5''	22:CB:18:G:H8	1.68	0.54

*Continued on next page...*

*Continued from previous page...*

Atom-1	Atom-2	Interatomic distance (Å)	Clash overlap (Å)
23:CD:52:C:H2'	23:CD:53:G:H8	1.72	0.54
25:DA:1942:C:OP2	25:DA:1943:U:O2'	2.21	0.54
25:DA:2402:C:H41	25:DA:2416:C:H1'	1.71	0.54
28:DE:14:ILE:HD11	28:DE:173:VAL:HG11	1.89	0.54
38:DQ:25:ARG:CZ	38:DQ:40:ILE:HD12	2.36	0.54
41:D2:81:TYR:C	41:D2:82:ARG:CG	2.70	0.54
45:DV:103:ARG:HB2	45:DV:137:ILE:O	2.07	0.54
45:DV:134:PRO:HG3	45:DV:158:PRO:HG3	1.89	0.54
1:AA:375:U:O3'	16:AS:6:LEU:HB2	2.07	0.54
1:AA:693:G:C4	24:A1:13:U:H1'	2.43	0.54
1:AA:1002:G:H2'	1:AA:1003:G:C8	2.41	0.54
1:AA:1004:A:O5'	1:AA:1025:U:C4	2.61	0.54
12:AO:24:VAL:HG13	12:AO:98:TYR:HE2	1.71	0.54
13:AP:57:ARG:HB2	13:AP:57:ARG:HH11	1.72	0.54
17:AT:82:MET:O	17:AT:86:GLU:HB2	2.07	0.54
18:AU:88:LYS:HB3	18:AU:88:LYS:NZ	2.23	0.54
25:BA:1164:G:H2'	25:BA:1165:U:C6	2.43	0.54
25:BA:1203:G:H3'	25:BA:1204:A:H5''	1.90	0.54
28:BE:3:GLY:HA3	28:BE:81:ILE:CD1	2.37	0.54
33:BM:26:LEU:O	33:BM:30:ILE:HG13	2.07	0.54
33:BM:96:GLU:H	33:BM:98:VAL:HG12	1.73	0.54
36:BP:48:GLU:O	36:BP:48:GLU:HG3	2.06	0.54
40:B1:79:PHE:O	40:B1:79:PHE:CD2	2.56	0.54
44:BU:81:LYS:CG	44:BU:96:ILE:HB	2.37	0.54
1:CA:516:U:C4	1:CA:517:G:C6	2.95	0.54
1:CA:631:G:H4'	1:CA:632:A:OP1	2.05	0.54
1:CA:930:C:C4	1:CA:931:C:C5	2.95	0.54
1:CA:1021:G:H2'	1:CA:1022:G:O4'	2.07	0.54
2:CE:92:TYR:CD2	2:CE:92:TYR:C	2.80	0.54
3:CF:29:TYR:HD1	14:CQ:36:PHE:CZ	2.26	0.54
4:CG:60:GLU:OE2	4:CG:198:VAL:HA	2.06	0.54
6:CI:11:ASN:O	6:CI:14:LEU:HD22	2.07	0.54
25:DA:270(I):G:H1	25:DA:270(Q):C:N4	2.03	0.54
25:DA:310:A:OP1	44:DU:17:SER:O	2.24	0.54
25:DA:2415:G:H4'	35:DO:66:GLY:CA	2.37	0.54
25:DA:2840:C:H5''	37:D0:53:HIS:CD2	2.42	0.54
26:DB:104:A:OP1	45:DV:72:ARG:NH2	2.40	0.54
32:DK:77:LEU:CG	32:DK:78:THR:N	2.70	0.54
35:DO:127:ALA:O	35:DO:147:LEU:N	2.35	0.54
40:D1:98:LEU:O	40:D1:99:ALA:CB	2.55	0.54
44:DU:19:LYS:HE3	44:DU:71:LYS:NZ	2.22	0.54

*Continued on next page...*

*Continued from previous page...*

Atom-1	Atom-2	Interatomic distance (Å)	Clash overlap (Å)
45:DV:148:ASP:CG	45:DV:149:SER:H	2.10	0.54
50:D4:12:ALA:H	50:D4:24:THR:HG21	1.72	0.54
51:D5:52:TYR:O	51:D5:53:ALA:HB3	2.07	0.54
1:AA:166:G:O2'	1:AA:167:G:H5'	2.06	0.54
1:AA:324:G:N1	1:AA:327:A:OP2	2.40	0.54
1:AA:721:G:C6	1:AA:733:A:C2	2.95	0.54
1:AA:1016:A:H2'	1:AA:1017:G:O4'	2.07	0.54
1:AA:1287:A:H2'	1:AA:1288:A:C8	2.42	0.54
19:AV:41:VAL:CG2	19:AV:67:VAL:HA	2.37	0.54
20:AW:50:GLU:HA	20:AW:100:ILE:HG22	1.89	0.54
22:AB:16:U:C2	22:AB:70:G:N2	2.76	0.54
23:AD:13:C:O2'	23:AD:14:A:P	2.65	0.54
23:AD:49:C:OP2	23:AD:49:C:C6	2.59	0.54
25:BA:1434:A:N6	25:BA:1558:A:N6	2.47	0.54
50:B4:37:SER:CB	50:B4:42:PHE:CD1	2.90	0.54
1:CA:688:G:H2'	1:CA:689:C:H6	1.72	0.54
1:CA:1128:C:H5''	9:CL:16:ARG:HH22	1.72	0.54
1:CA:1129:C:OP2	9:CL:62:TYR:OH	2.22	0.54
4:CG:153:ARG:HD3	4:CG:181:MET:SD	2.48	0.54
5:CH:100:VAL:HG12	5:CH:100:VAL:O	2.06	0.54
12:CO:68:ALA:CB	12:CO:85:ILE:HD11	2.37	0.54
13:CP:22:ILE:HD12	13:CP:25:ILE:HG13	1.87	0.54
14:CQ:12:ARG:CZ	14:CQ:14:PRO:HG2	2.37	0.54
25:DA:94:G:H2'	25:DA:95:G:O4'	2.07	0.54
25:DA:900:A:H2'	25:DA:900:A:N3	2.22	0.54
25:DA:1011:G:H1	25:DA:1150:C:H42	1.55	0.54
25:DA:1278:A:C5'	37:D0:36:THR:HG22	2.37	0.54
25:DA:1668:A:N3	25:DA:1670:C:C4	2.76	0.54
25:DA:2135:A:O2'	25:DA:2160:G:H4'	2.08	0.54
25:DA:2219:G:C2'	25:DA:2224:G:H5'	2.38	0.54
25:DA:2262:U:P	46:D3:19:LYS:HZ3	2.29	0.54
25:DA:2271:G:H5''	46:D3:20:ARG:NE	2.21	0.54
25:DA:2689:U:H4'	25:DA:2690:C:H5'	1.90	0.54
25:DA:2748:A:H62	25:DA:2754:U:H3	1.52	0.54
25:DA:2893:G:H5'	25:DA:2894:G:OP1	2.06	0.54
27:DD:35:LYS:CE	27:DD:64:ILE:C	2.70	0.54
31:DH:94:TYR:N	31:DH:94:TYR:CD1	2.76	0.54
34:DN:68:GLU:CA	34:DN:78:ARG:HB3	2.38	0.54
47:DZ:86:SER:N	47:DZ:87:PRO:CD	2.70	0.54
1:AA:1004:A:OP1	1:AA:1025:U:O4	2.24	0.54
1:AA:1101:A:H4'	1:AA:1102:A:O5'	2.08	0.54

*Continued on next page...*

*Continued from previous page...*

Atom-1	Atom-2	Interatomic distance (Å)	Clash overlap (Å)
1:AA:1129:C:N3	1:AA:1139:G:O6	2.40	0.54
2:AE:197:VAL:HG12	2:AE:200:ILE:HG13	1.89	0.54
3:AF:113:ALA:HB3	3:AF:114:PRO:HD3	1.89	0.54
4:AG:101:LEU:HD23	4:AG:121:VAL:HG11	1.90	0.54
7:AJ:6:ARG:HG2	7:AJ:6:ARG:O	2.08	0.54
20:AW:39:LYS:HB2	20:AW:55:ILE:HG21	1.89	0.54
25:BA:856:C:H3'	25:BA:856:C:C6	2.43	0.54
25:BA:1937:A:C2'	25:BA:1938:A:OP1	2.55	0.54
30:BG:133:LEU:HD23	30:BG:157:ILE:HB	1.89	0.54
1:CA:130:A:C8	17:CT:63:ARG:HG3	2.43	0.54
1:CA:999:U:H2'	1:CA:1000:A:C8	2.42	0.54
1:CA:1014:A:H4'	19:CV:14:HIS:CE1	2.43	0.54
1:CA:1129:C:N4	1:CA:1139:G:C2	2.76	0.54
1:CA:1194:U:H2'	1:CA:1195:C:C6	2.42	0.54
4:CG:42:GLN:HG3	4:CG:43:HIS:CD2	2.42	0.54
13:CP:10:PRO:HG3	13:CP:18:ALA:O	2.07	0.54
25:DA:270(S):G:H5''	47:DZ:94:LEU:HD21	1.90	0.54
25:DA:1101:U:H2'	25:DA:1102:C:C6	2.41	0.54
25:DA:1138:G:H21	33:DM:106:MET:CE	2.19	0.54
29:DF:39:TRP:CH2	29:DF:106:ARG:HD3	2.42	0.54
32:DK:27:ARG:HG2	47:DZ:71:TYR:CZ	2.43	0.54
32:DK:78:THR:CB	32:DK:104:GLN:HE22	2.20	0.54
33:DM:30:ILE:HG22	33:DM:34:LEU:HD22	1.89	0.54
33:DM:56:ASN:H	33:DM:125:GLY:HA3	1.72	0.54
41:D2:28:GLU:HB3	41:D2:29:PRO:HD2	1.89	0.54
47:DZ:62:VAL:HG21	47:DZ:70:VAL:HG21	1.90	0.54
1:AA:57:G:H2'	1:AA:58:C:H6	1.70	0.54
1:AA:166:G:H2'	1:AA:167:G:H8	1.71	0.54
1:AA:201:C:N3	1:AA:216:G:N2	2.54	0.54
1:AA:1126:U:H5	1:AA:1127:G:N3	2.06	0.54
1:AA:1225:A:H2'	1:AA:1225:A:N3	2.22	0.54
12:AO:89:ARG:HH11	12:AO:89:ARG:CG	2.20	0.54
19:AV:41:VAL:HG13	19:AV:44:MET:HB2	1.89	0.54
25:BA:270(F):U:H2'	25:BA:270(G):C:H6	1.71	0.54
25:BA:1022:G:H22	25:BA:1142(A):A:H2	1.47	0.54
25:BA:1436:G:H1'	25:BA:1477:A:O2'	2.07	0.54
25:BA:1942:C:OP2	25:BA:1943:U:O2'	2.20	0.54
25:BA:2189:U:C3'	25:BA:2190:G:H5''	2.37	0.54
28:BE:63:LEU:O	28:BE:63:LEU:HD23	2.07	0.54
32:BK:114:LEU:O	32:BK:115:ALA:CB	2.55	0.54
35:BO:49:ARG:HD2	54:B8:58:ILE:HG21	1.88	0.54

*Continued on next page...*

*Continued from previous page...*

Atom-1	Atom-2	Interatomic distance (Å)	Clash overlap (Å)
49:BX:40:THR:O	49:BX:44:ARG:HB2	2.07	0.54
54:B8:36:LYS:O	54:B8:37:SER:C	2.45	0.54
1:CA:149:A:O2'	1:CA:150:C:H5'	2.08	0.54
1:CA:457:C:H2'	1:CA:458:C:H6	1.73	0.54
1:CA:664:G:H22	1:CA:741:G:H1	1.55	0.54
1:CA:1014:A:H4'	19:CV:14:HIS:ND1	2.22	0.54
1:CA:1034:G:H2'	1:CA:1035:A:C8	2.43	0.54
12:CO:60:LEU:HB2	12:CO:64:TYR:HB2	1.89	0.54
13:CP:108:ARG:HH11	13:CP:108:ARG:HG3	1.72	0.54
23:CD:55:U:C4	23:CD:56:U:H5	2.25	0.54
25:DA:686:G:N7	53:D7:5:TRP:CH2	2.76	0.54
25:DA:903:C:O2'	45:DV:168:GLU:HG2	2.08	0.54
25:DA:1022:G:C6	25:DA:1140:C:C4	2.95	0.54
25:DA:2511:U:O4	25:DA:2575:C:N3	2.41	0.54
26:DB:55:U:HO2'	30:DG:29:TRP:HD1	1.53	0.54
27:DD:228:PRO:HG3	27:DD:234:GLY:O	2.06	0.54
28:DE:60:ASN:O	28:DE:62:PRO:HD3	2.08	0.54
29:DF:20:LEU:HD13	29:DF:203:GLN:OE1	2.07	0.54
31:DH:166:GLY:O	31:DH:167:GLU:HG2	2.06	0.54
35:DO:75:ILE:HD13	35:DO:75:ILE:H	1.71	0.54
43:DT:30:VAL:HG11	43:DT:39:ILE:HG12	1.90	0.54
45:DV:141:VAL:CG2	45:DV:150:LEU:HG	2.37	0.54
1:AA:153:C:H42	1:AA:168:G:H1	1.56	0.54
1:AA:346:G:H5'	39:BR:41:ARG:HG2	1.90	0.54
1:AA:397:A:N7	1:AA:548:G:C8	2.76	0.54
1:AA:859:A:H2'	1:AA:860:A:C8	2.42	0.54
1:AA:1230:C:H2'	1:AA:1231:G:H8	1.72	0.54
1:AA:1305:G:C5'	21:AX:4:GLY:HA3	2.38	0.54
3:AF:131:ARG:CZ	3:AF:131:ARG:HB2	2.38	0.54
4:AG:10:ARG:HB2	4:AG:10:ARG:NH1	2.23	0.54
4:AG:29:PRO:O	4:AG:30:LYS:HD3	2.08	0.54
4:AG:65:ARG:CG	4:AG:65:ARG:HH11	2.20	0.54
6:AI:8:ILE:HD11	6:AI:79:LEU:HD13	1.88	0.54
9:AL:4:TYR:CG	9:AL:88:TYR:HB2	2.43	0.54
11:AN:81:ASP:HB3	11:AN:107:SER:OG	2.07	0.54
19:AV:30:LEU:HD22	19:AV:30:LEU:O	2.08	0.54
20:AW:89:ARG:HD2	20:AW:104:LEU:HD21	1.90	0.54
22:AB:45:U:C2'	22:AB:46:G:H5''	2.37	0.54
22:AB:85:C:N4	25:BA:2508:G:H5'	2.23	0.54
25:BA:889:C:C3'	25:BA:890:A:H4'	2.37	0.54
25:BA:1054:A:H2'	25:BA:1055:G:C8	2.43	0.54

*Continued on next page...*



*Continued from previous page...*

Atom-1	Atom-2	Interatomic distance (Å)	Clash overlap (Å)
25:BA:1734:C:C2'	25:BA:1735:C:H5''	2.38	0.54
25:BA:2099:U:H3	25:BA:2190:G:H1	1.56	0.54
25:BA:2121:G:H2'	25:BA:2122:U:O4'	2.08	0.54
28:BE:103:ASP:OD1	28:BE:201:THR:HA	2.07	0.54
31:BH:83:TYR:CB	31:BH:134:SER:HA	2.37	0.54
32:BK:100:ALA:O	32:BK:101:LEU:C	2.46	0.54
32:BK:144:VAL:HG22	32:BK:145:VAL:N	2.23	0.54
43:BT:12:VAL:HG13	43:BT:27:THR:O	2.08	0.54
48:BW:64:LEU:HD22	48:BW:64:LEU:O	2.08	0.54
1:CA:977:A:H2	1:CA:1224:G:C6	2.26	0.54
1:CA:1106:G:C2	1:CA:1107:C:C6	2.95	0.54
1:CA:1365:G:H2'	1:CA:1366:C:O4'	2.08	0.54
4:CG:178:VAL:C	4:CG:180:GLY:H	2.11	0.54
7:CJ:79:ARG:HG2	7:CJ:84:ASN:ND2	2.23	0.54
22:CB:70:G:H2'	22:CB:71:U:C6	2.43	0.54
25:DA:1472:A:C2'	25:DA:1473:G:H5'	2.37	0.54
25:DA:2059:A:H2	25:DA:2062:A:H61	1.54	0.54
26:DB:1:U:H3	26:DB:119:A:H2	1.55	0.54
34:DN:92:GLU:OE1	34:DN:113:LYS:NZ	2.38	0.54
36:DP:21:THR:O	36:DP:21:THR:HG22	2.07	0.54
36:DP:105:GLU:HG2	36:DP:105:GLU:O	2.06	0.54
37:D0:75:LEU:HD13	37:D0:75:LEU:O	2.08	0.54
45:DV:128:VAL:HG22	45:DV:129:SER:N	2.18	0.54
49:DX:43:ILE:O	49:DX:47:VAL:HG23	2.07	0.54
1:AA:878:G:H5'	8:AK:89:PRO:HG2	1.90	0.54
1:AA:1004:A:H8	1:AA:1036:G:C2	2.26	0.54
1:AA:1036:G:C8	1:AA:1037:C:N3	2.76	0.54
2:AE:201:ILE:HG21	2:AE:214:ILE:HG21	1.89	0.54
5:AH:84:PHE:CB	5:AH:134:ALA:HB2	2.37	0.54
11:AN:86:GLY:N	11:AN:112:THR:OG1	2.21	0.54
13:AP:3:ARG:HG2	13:AP:9:ILE:HG12	1.90	0.54
22:AB:5:A:H61	22:AB:79:U:H3	1.56	0.54
25:BA:389:G:H22	35:BO:72:PRO:HD3	1.72	0.54
25:BA:495:G:O2'	42:BS:62:HIS:HE1	1.91	0.54
25:BA:1062:G:OP1	25:BA:1070:A:H4'	2.08	0.54
25:BA:1083:U:C3'	25:BA:1084:A:H5''	2.38	0.54
25:BA:2019:A:H2'	25:BA:2020:A:O5'	2.06	0.54
25:BA:2320:A:H2'	25:BA:2320:A:N3	2.23	0.54
26:BB:116:G:H5''	38:BQ:55:ALA:HB2	1.90	0.54
27:BD:206:LEU:HA	27:BD:211:ARG:NH1	2.23	0.54
28:BE:46:ALA:C	28:BE:47:VAL:HG22	2.27	0.54

*Continued on next page...*

*Continued from previous page...*

Atom-1	Atom-2	Interatomic distance (Å)	Clash overlap (Å)
33:BM:90:MET:HA	33:BM:93:THR:HG22	1.89	0.54
36:BP:26:TYR:HE2	36:BP:28:ALA:HB2	1.72	0.54
46:B3:23:VAL:HG13	46:B3:38:VAL:HG23	1.89	0.54
48:BW:16:LEU:C	48:BW:16:LEU:HD12	2.28	0.54
1:CA:363:A:OP1	12:CO:33:ARG:HG3	2.07	0.54
1:CA:1007:C:C2	1:CA:1023:G:N2	2.75	0.54
1:CA:1077:G:N2	1:CA:1080:A:OP2	2.40	0.54
1:CA:1207:G:C6	1:CA:1208:C:C4	2.96	0.54
1:CA:1372:U:H2'	1:CA:1373:G:C5'	2.38	0.54
6:CI:24:GLU:O	6:CI:28:ARG:HD2	2.08	0.54
6:CI:60:PHE:O	6:CI:61:LEU:HD12	2.07	0.54
6:CI:87:ARG:CG	6:CI:87:ARG:NH1	2.63	0.54
13:CP:110:ARG:HH11	13:CP:110:ARG:HG3	1.72	0.54
14:CQ:13:THR:N	14:CQ:14:PRO:CD	2.71	0.54
14:CQ:37:PHE:CE1	14:CQ:53:LEU:HD13	2.43	0.54
25:DA:274:G:OP1	25:DA:274:G:C8	2.60	0.54
25:DA:2377:A:H4'	38:DQ:111:GLU:O	2.08	0.54
25:DA:2401:U:C2'	25:DA:2402:C:H5''	2.37	0.54
29:DF:8:GLN:O	29:DF:8:GLN:NE2	2.40	0.54
30:DG:110:ALA:HA	30:DG:140:ILE:O	2.08	0.54
31:DH:4:ILE:HD12	31:DH:6:ARG:CZ	2.38	0.54
36:DP:78:PRO:O	36:DP:79:LEU:CG	2.56	0.54
37:D0:97:VAL:HG22	37:D0:114:VAL:HG22	1.89	0.54
38:DQ:85:VAL:HG12	38:DQ:86:ALA:N	2.22	0.54
45:DV:16:SER:O	45:DV:20:ARG:HG3	2.07	0.54
1:AA:76:G:C6	1:AA:77:C:C2	2.96	0.54
1:AA:321:A:C2	1:AA:333:G:C2	2.96	0.54
1:AA:690:G:H2'	1:AA:691:G:O4'	2.08	0.54
2:AE:200:ILE:H	2:AE:200:ILE:HD12	1.72	0.54
4:AG:33:MET:HE2	4:AG:37:PRO:HA	1.90	0.54
13:AP:23:TYR:CE1	13:AP:71:ARG:HG3	2.43	0.54
15:AR:87:ILE:CG2	15:AR:88:ARG:N	2.67	0.54
19:AV:41:VAL:O	50:B4:63:TYR:CZ	2.61	0.54
23:AD:22:A:C2	23:AD:47:G:H2'	2.43	0.54
25:BA:574:C:H4'	25:BA:575:A:O5'	2.08	0.54
25:BA:588:U:C2	29:BF:90:PHE:CE1	2.96	0.54
25:BA:1728:G:C2	25:BA:1730:U:OP2	2.61	0.54
25:BA:2783:G:H2'	25:BA:2784:C:C6	2.42	0.54
33:BM:120:LEU:HD22	33:BM:120:LEU:C	2.27	0.54
34:BN:48:PRO:O	34:BN:49:ARG:HB2	2.08	0.54
43:BT:84:ALA:HB3	43:BT:87:GLN:NE2	2.22	0.54

*Continued on next page...*

*Continued from previous page...*

Atom-1	Atom-2	Interatomic distance (Å)	Clash overlap (Å)
47:BZ:53:VAL:HG21	47:BZ:74:VAL:HG22	1.90	0.54
51:B5:41:PRO:O	51:B5:44:THR:OG1	2.26	0.54
1:CA:1018:C:H2'	1:CA:1019:C:O4'	2.08	0.54
1:CA:1330:U:O4	1:CA:1331:G:C2	2.61	0.54
16:CS:48:TRP:CE3	16:CS:49:LEU:HB2	2.42	0.54
16:CS:49:LEU:HD12	16:CS:50:LYS:H	1.73	0.54
22:CB:1:G:H2'	22:CB:1:G:N3	2.22	0.54
23:CC:15:G:C2	23:CC:60:A:C2	2.96	0.54
25:DA:1003:G:N2	25:DA:1153:C:C2	2.76	0.54
25:DA:1019:U:H2'	25:DA:1020:A:C8	2.43	0.54
25:DA:1204:A:N1	25:DA:1241:A:C2	2.76	0.54
25:DA:1444:G:N2	25:DA:1548:C:C2	2.76	0.54
25:DA:2689:U:C4'	25:DA:2690:C:OP2	2.50	0.54
27:DD:5:LYS:HB2	27:DD:5:LYS:HZ2	1.70	0.54
28:DE:116:VAL:O	28:DE:117:MET:CB	2.51	0.54
29:DF:72:ARG:HB3	29:DF:72:ARG:NH1	2.23	0.54
38:DQ:87:PHE:HD1	38:DQ:112:PHE:CD2	2.26	0.54
40:D1:40:PHE:HZ	41:D2:81:TYR:CE2	2.26	0.54
45:DV:144:LEU:C	45:DV:146:ILE:N	2.61	0.54
1:AA:1285:A:H4'	1:AA:1286:A:C5'	2.38	0.54
1:AA:1301:U:H2'	1:AA:1302:U:H5'	1.90	0.54
2:AE:178:ARG:NH2	2:AE:196:LEU:HA	2.22	0.54
2:AE:212:GLN:CD	2:AE:235:SER:HB2	2.28	0.54
7:AJ:78:ARG:HD2	7:AJ:80:VAL:CG2	2.38	0.54
25:BA:280:C:C2	25:BA:361:G:N2	2.76	0.54
25:BA:500:G:N2	25:BA:502:A:H3'	2.23	0.54
25:BA:654(M):C:C2'	25:BA:654(N):G:H8	2.20	0.54
25:BA:1570:A:H2'	25:BA:1571:A:C8	2.43	0.54
25:BA:2282:G:H4'	25:BA:2389:G:O2'	2.08	0.54
27:BD:32:SER:O	27:BD:33:LEU:CB	2.56	0.54
28:BE:61:ARG:C	28:BE:63:LEU:H	2.10	0.54
28:BE:111:ARG:CD	28:BE:160:TYR:HE1	2.20	0.54
33:BM:63:THR:O	33:BM:66:LYS:HG3	2.08	0.54
35:BO:19:VAL:HG23	35:BO:27:HIS:CB	2.38	0.54
44:BU:76:CYS:HB3	44:BU:96:ILE:CD1	2.37	0.54
47:BZ:3:LYS:O	47:BZ:12:PRO:HD3	2.08	0.54
1:CA:170:U:O2'	1:CA:171:A:H5'	2.07	0.54
1:CA:719:C:H5	1:CA:720:C:C4	2.26	0.54
1:CA:1216:G:C6	1:CA:1217:C:N4	2.75	0.54
1:CA:1391:U:H2'	1:CA:1392:G:C8	2.43	0.54
4:CG:150:GLU:C	4:CG:152:SER:H	2.10	0.54

*Continued on next page...*

*Continued from previous page...*

Atom-1	Atom-2	Interatomic distance (Å)	Clash overlap (Å)
22:CB:17:U:OP2	22:CB:18:G:N7	2.41	0.54
25:DA:102:G:OP1	48:DW:7:ARG:NH2	2.39	0.54
25:DA:1805:U:O2	27:DD:50:THR:HB	2.08	0.54
25:DA:2211:G:C4'	25:DA:2212:A:OP2	2.56	0.54
25:DA:2329:G:N2	46:D3:41:ARG:HB3	2.23	0.54
27:DD:120:GLY:HA2	27:DD:190:TYR:OH	2.07	0.54
27:DD:239:ARG:O	27:DD:240:ALA:HB2	2.08	0.54
30:DG:44:GLY:O	30:DG:47:LYS:HB3	2.08	0.54
32:DK:123:LEU:HD13	32:DK:143:SER:HB3	1.89	0.54
33:DM:128:HIS:HB2	33:DM:129:PRO:HD2	1.90	0.54
35:DO:57:THR:C	35:DO:59:LEU:N	2.61	0.54
48:DW:10:LEU:O	48:DW:14:ARG:HB2	2.08	0.54
48:DW:15:LYS:HA	48:DW:67:LYS:HZ1	1.72	0.54
49:DX:39:ASP:OD1	49:DX:39:ASP:O	2.26	0.54
50:D4:59:PHE:HD1	50:D4:60:GLN:NE2	2.06	0.54
1:AA:851:G:O2'	1:AA:852:G:H5'	2.08	0.53
1:AA:974:A:P	14:AQ:41:ARG:HH12	2.31	0.53
1:AA:1177:G:N7	1:AA:1178:G:N1	2.55	0.53
1:AA:1347:G:H22	1:AA:1373:G:H2'	1.69	0.53
20:AW:100:ILE:HG13	20:AW:101:GLY:H	1.71	0.53
25:BA:598:G:C1'	35:BO:12:ALA:HB2	2.38	0.53
25:BA:654(R):C:H2'	25:BA:654(S):G:H5'	1.89	0.53
25:BA:1292:U:H2'	25:BA:1293:C:C6	2.43	0.53
25:BA:1925:C:H2'	25:BA:1926:U:H5'	1.90	0.53
25:BA:2134:A:C5	25:BA:2158:A:C2	2.96	0.53
25:BA:2292:C:O2'	25:BA:2293:C:H5'	2.08	0.53
28:BE:81:ILE:HG22	28:BE:84:PHE:HB3	1.86	0.53
29:BF:29:ASN:N	29:BF:112:MET:CE	2.61	0.53
31:BH:92:ILE:H	31:BH:92:ILE:CD1	2.14	0.53
32:BK:133:HIS:O	32:BK:134:PRO:C	2.45	0.53
33:BM:133:GLN:O	33:BM:134:ARG:HG2	2.07	0.53
42:BS:96:ILE:HD13	42:BS:96:ILE:O	2.09	0.53
45:BV:140:ASP:CG	45:BV:156:LYS:HZ3	2.12	0.53
53:B7:5:TRP:NE1	53:B7:7:PRO:HG3	2.23	0.53
1:CA:992:U:O2'	1:CA:993:G:OP2	2.24	0.53
1:CA:1149:C:O2'	1:CA:1280:A:N1	2.27	0.53
1:CA:1434:A:H61	1:CA:1467:G:H1'	1.73	0.53
7:CJ:99:LEU:HD22	7:CJ:103:TRP:CZ2	2.42	0.53
8:CK:29:SER:HB3	8:CK:32:LYS:HB2	1.90	0.53
11:CN:48:ILE:HG13	11:CN:63:LEU:HB2	1.89	0.53
18:CU:22:VAL:HG22	18:CU:23:LYS:N	2.23	0.53

*Continued on next page...*

*Continued from previous page...*

Atom-1	Atom-2	Interatomic distance (Å)	Clash overlap (Å)
18:CU:37:VAL:HG11	18:CU:78:LEU:HB3	1.89	0.53
22:CB:85:C:H2'	22:CB:86:C:H5'	1.90	0.53
23:CC:73:A:N6	23:CC:74:A:N6	2.56	0.53
25:DA:593:G:C1'	54:D8:4:MET:HE1	2.39	0.53
25:DA:963:U:H2'	25:DA:964:C:H6	1.73	0.53
25:DA:1204:A:H2	25:DA:1241:A:N1	2.05	0.53
25:DA:1445:C:H2'	25:DA:1446:C:H6	1.72	0.53
25:DA:2303:G:O4'	30:DG:126:ASP:HB3	2.08	0.53
25:DA:2780:G:OP1	33:DM:118:LYS:HE2	2.07	0.53
25:DA:2836:U:C4	25:DA:2883:A:N6	2.76	0.53
29:DF:53:THR:HG22	29:DF:56:GLU:HG3	1.89	0.53
33:DM:16:ILE:HG21	33:DM:26:LEU:HD11	1.89	0.53
33:DM:130:HIS:O	33:DM:130:HIS:CD2	2.60	0.53
39:DR:45:PHE:CD1	39:DR:74:ARG:HD2	2.43	0.53
41:D2:75:PHE:HE2	41:D2:81:TYR:CE1	2.26	0.53
1:AA:381:C:H2'	1:AA:382:A:O4'	2.08	0.53
1:AA:475:G:O2'	1:AA:476:G:H5'	2.08	0.53
1:AA:1075:C:O2'	1:AA:1076:C:H5'	2.09	0.53
1:AA:1349:A:OP2	9:AL:118:LYS:NZ	2.39	0.53
2:AE:42:ILE:HD11	2:AE:202:PRO:HB2	1.90	0.53
13:AP:50:GLU:O	13:AP:54:VAL:HG23	2.08	0.53
19:AV:41:VAL:CG2	19:AV:67:VAL:HG22	2.37	0.53
25:BA:667:U:O2	54:B8:2:PRO:HD2	2.08	0.53
25:BA:1651:G:N7	37:B0:11:ASN:ND2	2.55	0.53
25:BA:2702:U:OP1	25:BA:2702:U:C6	2.61	0.53
25:BA:2766:G:H2'	25:BA:2766:G:N3	2.23	0.53
29:BF:107:LYS:HE3	29:BF:207:GLY:H	1.73	0.53
30:BG:37:VAL:HG23	30:BG:99:MET:CE	2.38	0.53
34:BN:85:VAL:HG11	34:BN:114:ILE:CD1	2.35	0.53
39:BR:36:GLU:CG	39:BR:41:ARG:HD2	2.28	0.53
45:BV:166:SER:N	45:BV:167:PRO:HD3	2.23	0.53
52:B6:30:THR:HA	52:B6:32:ASN:N	2.22	0.53
1:CA:1004:A:C5'	1:CA:1025:U:H3	2.22	0.53
1:CA:1032:A:H3'	1:CA:1032(A):G:H5''	1.90	0.53
1:CA:1132:C:H2'	1:CA:1133:G:C8	2.43	0.53
6:CI:23:LYS:O	6:CI:27:GLN:HB2	2.08	0.53
7:CJ:115:ARG:HB2	7:CJ:118:VAL:CG1	2.38	0.53
8:CK:138:TRP:HE3	8:CK:138:TRP:OXT	1.90	0.53
9:CL:122:ALA:HB1	9:CL:123:PRO:HD2	1.90	0.53
12:CO:86:ARG:HB2	12:CO:101:VAL:HG23	1.90	0.53
15:CR:55:GLY:O	15:CR:59:MET:HE2	2.08	0.53

*Continued on next page...*

*Continued from previous page...*

Atom-1	Atom-2	Interatomic distance (Å)	Clash overlap (Å)
19:CV:31:ILE:HG13	19:CV:32:LYS:N	2.22	0.53
25:DA:9:U:O4	25:DA:2629:A:N1	2.41	0.53
25:DA:496:G:H2'	25:DA:497:A:H5'	1.90	0.53
25:DA:779:U:OP1	27:DD:49:ILE:CG2	2.57	0.53
25:DA:881:G:O6	25:DA:895:U:O2	2.25	0.53
25:DA:963:U:H2'	25:DA:964:C:C6	2.43	0.53
25:DA:1464:C:O2'	25:DA:1528:A:C8	2.42	0.53
25:DA:2208:U:O2'	25:DA:2209:C:H5'	2.08	0.53
25:DA:2320:A:H4'	25:DA:2321:G:C8	2.43	0.53
27:DD:35:LYS:HB3	27:DD:63:ARG:CA	2.27	0.53
27:DD:236:GLY:O	27:DD:237:GLU:O	2.26	0.53
36:DP:30:GLY:HA2	36:DP:107:ALA:CB	2.38	0.53
41:D2:81:TYR:CD1	41:D2:81:TYR:N	2.76	0.53
45:DV:141:VAL:HG21	45:DV:150:LEU:HG	1.90	0.53
54:D8:16:ILE:HD11	54:D8:60:LEU:HD12	1.91	0.53
54:D8:33:ASN:C	54:D8:34:TRP:CD1	2.81	0.53
1:AA:607:A:C2'	1:AA:608:A:H5'	2.38	0.53
1:AA:736:C:H2'	1:AA:737:A:H8	1.72	0.53
1:AA:1025:U:HO2'	1:AA:1026:G:C5'	2.19	0.53
2:AE:28:PHE:CD1	2:AE:190:THR:HA	2.43	0.53
2:AE:103:THR:HG22	2:AE:180:LEU:HD21	1.90	0.53
2:AE:211:ILE:O	2:AE:215:LEU:HB2	2.08	0.53
4:AG:133:VAL:HG11	4:AG:138:TYR:HD1	1.73	0.53
12:AO:47:LYS:HA	12:AO:49:ASN:H	1.72	0.53
19:AV:42:PRO:O	19:AV:45:VAL:HG22	2.08	0.53
25:BA:674:G:H1'	29:BF:74:ARG:CD	2.34	0.53
25:BA:1026:U:H1'	25:BA:1027:A:P	2.48	0.53
25:BA:1465:G:H5'	25:BA:1528:A:H1'	1.90	0.53
25:BA:1494:A:C2'	25:BA:1495:A:H5'	2.38	0.53
26:BB:1(M):A:H2'	26:BB:0:A:H5'	1.89	0.53
35:BO:75:ILE:HD13	35:BO:75:ILE:N	2.14	0.53
36:BP:51:ARG:NH2	36:BP:52:VAL:HG23	2.23	0.53
41:B2:60:GLU:O	41:B2:62:LEU:HD13	2.08	0.53
1:CA:1276:G:H2'	1:CA:1277:C:H6	1.73	0.53
1:CA:1327:C:H2'	1:CA:1328:C:C6	2.42	0.53
3:CF:173:VAL:HG12	3:CF:175:LEU:HD23	1.90	0.53
6:CI:82:ARG:HB2	6:CI:85:VAL:HG23	1.89	0.53
12:CO:84:LEU:HD12	12:CO:104:VAL:HG11	1.91	0.53
18:CU:22:VAL:C	18:CU:24:ALA:H	2.11	0.53
22:CB:38:G:C2'	22:CB:39:U:H5'	2.39	0.53
25:DA:1309:G:H4'	53:D7:7:PRO:HB2	1.90	0.53

*Continued on next page...*

*Continued from previous page...*

Atom-1	Atom-2	Interatomic distance (Å)	Clash overlap (Å)
25:DA:1488:G:H5'	25:DA:1489:U:OP2	2.08	0.53
25:DA:2371:G:C1'	52:D6:45:LYS:HE2	2.35	0.53
25:DA:2470:G:OP2	36:DP:56:ARG:NH1	2.41	0.53
25:DA:2712(A):A:C5'	25:DA:2713:A:OP2	2.48	0.53
25:DA:2872:G:N7	25:DA:2873:A:H2	2.07	0.53
27:DD:108:PRO:HB3	27:DD:143:HIS:CE1	2.43	0.53
29:DF:79:GLY:HA2	29:DF:86:GLY:HA2	1.88	0.53
30:DG:146:TYR:CD2	30:DG:146:TYR:C	2.81	0.53
36:DP:10:ARG:HA	36:DP:10:ARG:NE	2.23	0.53
39:DR:29:ARG:HH11	39:DR:29:ARG:CB	2.21	0.53
40:D1:108:GLU:OE1	41:D2:45:THR:HA	2.09	0.53
42:DS:78:GLU:OE1	42:DS:99:ARG:HD3	2.08	0.53
43:DT:36:LYS:HG2	43:DT:54:VAL:HB	1.90	0.53
43:DT:63:LYS:HE3	43:DT:63:LYS:N	2.21	0.53
46:D3:51:VAL:N	46:D3:62:LEU:HD12	2.22	0.53
1:AA:615:C:C2	1:AA:616:G:C8	2.96	0.53
1:AA:972:C:O2'	10:AM:55:LYS:HG3	2.08	0.53
2:AE:80:ILE:HG22	2:AE:80:ILE:O	2.09	0.53
3:AF:42:LEU:O	3:AF:46:GLU:HG2	2.08	0.53
5:AH:51:VAL:HB	5:AH:52:PRO:HD3	1.89	0.53
5:AH:69:VAL:O	5:AH:71:LEU:N	2.41	0.53
22:AB:18:G:C4'	22:AB:19:G:OP2	2.54	0.53
25:BA:495:G:H21	42:BS:61:ASN:HD21	1.57	0.53
25:BA:1062:G:H1'	25:BA:1088:A:C5	2.44	0.53
25:BA:1816:G:H8	27:BD:62:TYR:HH	1.54	0.53
25:BA:2025:C:H2'	25:BA:2026:C:C6	2.44	0.53
25:BA:2062:A:N3	25:BA:2062:A:C2'	2.69	0.53
25:BA:2134:A:C5	25:BA:2158:A:H2	2.26	0.53
25:BA:2749:A:H4'	31:BH:62:LYS:HB3	1.90	0.53
30:BG:121:ASN:HD22	30:BG:123:ASN:N	1.91	0.53
31:BH:116:GLU:HG3	31:BH:117:PRO:HD2	1.90	0.53
33:BM:59:LYS:CE	33:BM:61:ARG:HH22	2.22	0.53
46:B3:66:VAL:HG22	46:B3:82:ARG:HG2	1.91	0.53
1:CA:192:U:O4'	20:CW:103:GLY:HA3	2.08	0.53
1:CA:197:A:H1'	1:CA:198:G:OP2	2.08	0.53
1:CA:244:U:H5'	1:CA:244:U:H6	1.73	0.53
1:CA:373:A:N3	1:CA:374:A:C8	2.77	0.53
1:CA:923:A:OP1	5:CH:21:ALA:HB2	2.08	0.53
1:CA:1239:A:H62	1:CA:1299:A:N6	2.07	0.53
3:CF:155:GLY:O	3:CF:196:LEU:HD22	2.07	0.53
10:CM:22:LYS:HE2	10:CM:90:LEU:HD11	1.90	0.53

*Continued on next page...*

*Continued from previous page...*

Atom-1	Atom-2	Interatomic distance (Å)	Clash overlap (Å)
12:CO:82:VAL:HB	12:CO:105:TYR:HB3	1.91	0.53
13:CP:68:GLY:HA3	30:DG:116:ASP:OD1	2.08	0.53
25:DA:51:G:N3	25:DA:119:A:C2	2.76	0.53
25:DA:654:A:H2'	25:DA:654:A:N3	2.23	0.53
25:DA:1088:A:H5'	25:DA:1089:G:H5'	1.89	0.53
25:DA:2062:A:H62	25:DA:2503:A:H62	1.54	0.53
25:DA:2103:C:H2'	25:DA:2104:G:C8	2.43	0.53
25:DA:2461:C:H2'	25:DA:2462:U:C6	2.42	0.53
43:DT:54:VAL:C	43:DT:55:ASN:HD22	2.11	0.53
44:DU:9:LYS:O	44:DU:27:VAL:HG22	2.07	0.53
45:DV:69:THR:HB	45:DV:88:PHE:HB3	1.91	0.53
47:DZ:11:ARG:HB2	47:DZ:12:PRO:HD2	1.90	0.53
54:D8:24:ALA:O	54:D8:48:PHE:CD1	2.62	0.53
1:AA:353:A:C2'	1:AA:354:G:OP2	2.56	0.53
1:AA:411:A:C2	1:AA:431:A:N6	2.77	0.53
1:AA:881:G:OP2	12:AO:12:ARG:NH2	2.41	0.53
2:AE:111:ARG:HH11	2:AE:111:ARG:CG	2.22	0.53
5:AH:64:ARG:HG3	5:AH:64:ARG:HH11	1.73	0.53
9:AL:16:ARG:HB2	9:AL:64:THR:HG22	1.90	0.53
13:AP:60:VAL:CG1	13:AP:66:LEU:HD11	2.38	0.53
22:AB:85:C:H2'	22:AB:86:C:H5'	1.91	0.53
25:BA:534:U:H5'	40:B1:42:ALA:CB	2.36	0.53
25:BA:614:U:C4	29:BF:168:ARG:HG2	2.44	0.53
25:BA:1247:A:OP1	29:BF:95:ARG:NH2	2.41	0.53
25:BA:1710:C:O2'	25:BA:1711:C:H5'	2.09	0.53
25:BA:2789:C:H3'	25:BA:2790:A:H5''	1.89	0.53
26:BB:94:C:C4	26:BB:95:U:C5	2.97	0.53
28:BE:119:ARG:HG3	28:BE:119:ARG:NH1	2.22	0.53
30:BG:128:ARG:NH2	30:BG:128:ARG:HB2	2.23	0.53
35:BO:64:LYS:HD2	54:B8:25:MET:HE1	1.84	0.53
35:BO:94:GLU:O	35:BO:124:LYS:O	2.26	0.53
36:BP:20:ALA:O	36:BP:21:THR:HG23	2.07	0.53
39:BR:108:ARG:HA	39:BR:111:ARG:NE	2.23	0.53
41:B2:44:LYS:HG2	41:B2:45:THR:H	1.72	0.53
1:CA:1132:C:O2'	1:CA:1133:G:H5'	2.08	0.53
1:CA:1400:C:H42	23:CC:35:C:H1'	1.74	0.53
2:CE:204:ASN:HB2	2:CE:210:SER:HB3	1.89	0.53
12:CO:46:LYS:NZ	12:CO:47:LYS:HD3	2.20	0.53
14:CQ:45:ARG:HG3	14:CQ:45:ARG:NH1	2.21	0.53
19:CV:41:VAL:HG22	50:D4:63:TYR:CZ	2.44	0.53
23:CC:56:U:O2	23:CC:58:A:N7	2.41	0.53

*Continued on next page...*



*Continued from previous page...*

Atom-1	Atom-2	Interatomic distance (Å)	Clash overlap (Å)
25:DA:128:C:H4'	25:DA:129:C:OP1	2.09	0.53
25:DA:531:C:OP1	25:DA:561:G:N1	2.41	0.53
25:DA:880:G:N3	25:DA:880:G:H2'	2.22	0.53
25:DA:1006:C:C2	25:DA:1138:G:N2	2.77	0.53
25:DA:1686:C:C2'	25:DA:1687:G:H5'	2.39	0.53
25:DA:2748:A:N7	25:DA:2754:U:C4	2.73	0.53
26:DB:29:A:C2	26:DB:56:G:C2	2.97	0.53
31:DH:136:ILE:H	31:DH:136:ILE:HD12	1.72	0.53
35:DO:101:VAL:CG2	35:DO:108:LYS:H	2.22	0.53
38:DQ:39:ILE:HG22	38:DQ:39:ILE:O	2.08	0.53
46:D3:70:GLN:HE21	46:D3:80:HIS:HE2	1.54	0.53
1:AA:66:G:N2	1:AA:172:A:C2	2.77	0.53
1:AA:397:A:H5'	1:AA:398:C:OP1	2.09	0.53
1:AA:640:A:O2'	8:AK:115:SER:HB2	2.08	0.53
13:AP:3:ARG:CD	13:AP:7:VAL:HG13	2.39	0.53
19:AV:40:ILE:HG22	19:AV:69:HIS:O	2.08	0.53
22:AB:45:U:H3'	22:AB:45:U:C6	2.44	0.53
25:BA:705:A:C2	25:BA:727:A:H1'	2.44	0.53
25:BA:821:A:H5''	25:BA:822:U:H6	1.73	0.53
25:BA:1141:U:OP2	33:BM:63:THR:CG2	2.56	0.53
25:BA:1309:G:P	53:B7:9:ARG:HD3	2.47	0.53
25:BA:1311:G:O6	53:B7:9:ARG:NH2	2.41	0.53
25:BA:1657:C:H2'	25:BA:1658:C:H6	1.72	0.53
25:BA:1735:C:H6	25:BA:1735:C:C5'	2.21	0.53
25:BA:1820:U:H4'	25:BA:1821:A:OP2	2.08	0.53
25:BA:2056:G:C2	25:BA:2057:A:C8	2.96	0.53
28:BE:78:LEU:CD1	28:BE:79:ARG:CG	2.86	0.53
30:BG:70:VAL:CG2	30:BG:87:PRO:HB3	2.39	0.53
33:BM:133:GLN:HB2	33:BM:135:PRO:HD3	1.90	0.53
35:BO:64:LYS:HD2	54:B8:25:MET:HE2	1.83	0.53
36:BP:88:GLY:C	36:BP:90:VAL:H	2.12	0.53
39:BR:108:ARG:HA	39:BR:111:ARG:HE	1.74	0.53
41:B2:34:GLU:O	41:B2:34:GLU:HG3	2.07	0.53
54:B8:23:VAL:CG1	54:B8:46:ARG:HD3	2.39	0.53
1:CA:194:C:C3'	1:CA:195:A:H5''	2.38	0.53
1:CA:449:C:O2	1:CA:449:C:O4'	2.26	0.53
1:CA:465:A:N6	1:CA:467:G:C2	2.77	0.53
1:CA:1263:C:H42	1:CA:1272:G:H1	1.56	0.53
1:CA:1286:A:H8	1:CA:1287:A:H4'	1.69	0.53
4:CG:117:ALA:O	4:CG:121:VAL:HG23	2.09	0.53
22:CB:1:G:H5''	22:CB:2:C:OP1	2.09	0.53

*Continued on next page...*

*Continued from previous page...*

Atom-1	Atom-2	Interatomic distance (Å)	Clash overlap (Å)
22:CB:40:G:C2	22:CB:41:G:C5	2.97	0.53
22:CB:45:U:O2'	22:CB:46:G:H5''	2.08	0.53
25:DA:101:G:H2'	25:DA:102:G:OP1	2.09	0.53
25:DA:887:A:H2'	25:DA:887:A:N3	2.22	0.53
25:DA:2287:A:N1	25:DA:2346:A:N1	2.56	0.53
29:DF:129:PHE:HA	29:DF:142:TRP:CD1	2.44	0.53
30:DG:91:ARG:HD2	30:DG:92:VAL:N	2.23	0.53
35:DO:21:ARG:HA	35:DO:21:ARG:NE	2.17	0.53
35:DO:78:PRO:HA	35:DO:110:TYR:CD2	2.43	0.53
41:D2:44:LYS:C	41:D2:46:VAL:N	2.57	0.53
41:D2:89:GLN:HE21	41:D2:90:PRO:HD2	1.72	0.53
46:D3:29:GLN:O	46:D3:67:VAL:HG23	2.08	0.53
1:AA:250:A:H4'	1:AA:251:G:O5'	2.07	0.53
1:AA:818:G:O2'	1:AA:819:A:H5'	2.09	0.53
2:AE:68:ILE:O	2:AE:91:PRO:HD2	2.09	0.53
3:AF:36:ASP:OD2	3:AF:57:ILE:HG21	2.08	0.53
8:AK:87:SER:HB2	8:AK:93:VAL:CA	2.38	0.53
12:AO:75:HIS:HD2	12:AO:77:LEU:H	1.55	0.53
22:AB:85:C:H42	25:BA:2508:G:H5'	1.74	0.53
25:BA:372:G:O2'	25:BA:373:U:OP2	2.27	0.53
25:BA:1771:C:HO2'	25:BA:1786:A:C1'	2.22	0.53
25:BA:2712:U:O2'	25:BA:2712(A):A:P	2.67	0.53
27:BD:25:THR:CG2	27:BD:26:LYS:N	2.71	0.53
31:BH:54:ARG:NH1	31:BH:65:HIS:ND1	2.56	0.53
31:BH:84:SER:O	31:BH:133:VAL:O	2.26	0.53
37:B0:104:ARG:NH1	37:B0:107:ASP:CG	2.62	0.53
39:BR:39:ARG:CG	39:BR:40:THR:H	2.21	0.53
44:BU:90:LEU:N	44:BU:90:LEU:HD13	2.23	0.53
1:CA:1056:U:H5'	3:CF:163:ALA:CB	2.38	0.53
1:CA:1122:U:C4	1:CA:1123:A:N7	2.75	0.53
1:CA:1128:C:C2	1:CA:1139:G:C6	2.97	0.53
1:CA:1443:G:N2	39:DR:119:LYS:HB2	2.22	0.53
6:CI:50:TYR:HE1	18:CU:74:ARG:O	1.91	0.53
7:CJ:23:VAL:CG1	7:CJ:43:PHE:HE2	2.21	0.53
8:CK:111:ILE:HG22	8:CK:112:LEU:N	2.24	0.53
13:CP:3:ARG:HB2	50:D4:34:GLU:OE2	2.09	0.53
22:CB:40:G:H2'	22:CB:41:G:H8	1.74	0.53
25:DA:527:C:N4	25:DA:2779:U:OP2	2.42	0.53
25:DA:654(Q):C:H2'	25:DA:654(R):C:C6	2.44	0.53
25:DA:690:G:O2'	27:DD:43:ARG:NH2	2.36	0.53
25:DA:854:G:O2'	25:DA:855:G:H5'	2.09	0.53

*Continued on next page...*

*Continued from previous page...*

Atom-1	Atom-2	Interatomic distance (Å)	Clash overlap (Å)
25:DA:1412:A:H2'	25:DA:1413:G:C8	2.42	0.53
25:DA:2031:A:C6	25:DA:2498:C:H1'	2.43	0.53
25:DA:2129:C:C4	25:DA:2130:U:N3	2.77	0.53
25:DA:2765:A:C2	25:DA:2766:G:O4'	2.61	0.53
26:DB:3:C:H2'	26:DB:3:C:O2	2.07	0.53
27:DD:35:LYS:NZ	27:DD:104:TYR:HB2	2.24	0.53
37:D0:91:GLN:O	37:D0:91:GLN:HG2	2.08	0.53
39:DR:47:GLY:CA	39:DR:63:VAL:HG12	2.37	0.53
45:DV:108:PRO:CB	45:DV:143:GLY:N	2.72	0.53
1:AA:148:G:C2	1:AA:149:A:N7	2.76	0.53
1:AA:295:C:H2'	1:AA:296:U:O4'	2.08	0.53
1:AA:339:C:OP2	34:BN:97:ARG:NH1	2.42	0.53
1:AA:433:C:O2'	1:AA:434:U:H5'	2.09	0.53
1:AA:614:A:OP1	4:AG:86:LYS:NZ	2.42	0.53
1:AA:1226:C:N4	13:AP:104:ARG:HG3	2.24	0.53
2:AE:236:TYR:HA	2:AE:239:VAL:CG2	2.38	0.53
10:AM:55:LYS:O	10:AM:56:HIS:CG	2.62	0.53
20:AW:13:LEU:HD12	20:AW:13:LEU:O	2.09	0.53
25:BA:535:C:O3'	40:B1:53:ARG:NH1	2.42	0.53
25:BA:988:A:P	49:BX:11:SER:HB3	2.49	0.53
25:BA:1069:A:H4'	25:BA:1070:A:H5''	1.91	0.53
25:BA:1079:C:H3'	25:BA:1080:A:C8	2.43	0.53
25:BA:2115:G:O6	25:BA:2117:A:H3'	2.08	0.53
25:BA:2646:C:H6	25:BA:2646:C:O5'	1.92	0.53
26:BB:90:C:P	36:BP:16:ARG:HH21	2.31	0.53
28:BE:27:LEU:CD1	39:BR:1:MET:CE	2.76	0.53
30:BG:114:ILE:CD1	30:BG:140:ILE:HG21	2.39	0.53
36:BP:43:THR:OG1	36:BP:46:GLN:HB2	2.08	0.53
39:BR:90:GLN:HG3	39:BR:91:ARG:N	2.24	0.53
39:BR:107:ASP:O	39:BR:110:ILE:HG23	2.08	0.53
52:B6:36:LEU:CD2	52:B6:36:LEU:H	2.20	0.53
54:B8:33:ASN:HA	54:B8:36:LYS:HE3	1.91	0.53
2:CE:172:ILE:O	2:CE:176:GLU:HG3	2.09	0.53
5:CH:147:ASP:HA	5:CH:150:ARG:HB2	1.91	0.53
6:CI:33:TYR:OH	6:CI:78:GLU:HG3	2.09	0.53
8:CK:10:LEU:HD22	8:CK:83:ILE:HD11	1.90	0.53
14:CQ:38:GLY:O	14:CQ:39:LEU:HD23	2.09	0.53
23:CC:19:G:O2'	23:CC:20:G:O5'	2.26	0.53
25:DA:322:A:OP2	29:DF:169:ASN:HB2	2.09	0.53
25:DA:1416:G:O2'	25:DA:1417:C:H6	1.91	0.53
25:DA:2320:A:C6	25:DA:2333:A:C8	2.97	0.53

*Continued on next page...*

*Continued from previous page...*

Atom-1	Atom-2	Interatomic distance (Å)	Clash overlap (Å)
25:DA:2593:U:H2'	25:DA:2594:C:C6	2.43	0.53
27:DD:35:LYS:HG2	27:DD:64:ILE:N	2.21	0.53
27:DD:79:VAL:HG21	27:DD:111:LEU:HD11	1.91	0.53
29:DF:5:ALA:HB1	29:DF:125:LEU:HD21	1.91	0.53
33:DM:4:TYR:CD2	40:D1:100:VAL:HG11	2.44	0.53
36:DP:68:ILE:HG21	36:DP:103:MET:HB3	1.91	0.53
45:DV:108:PRO:CA	45:DV:143:GLY:HA2	2.37	0.53
1:AA:445:G:H1	1:AA:489:C:H42	1.56	0.53
1:AA:976:G:H5'	1:AA:1358:U:O2'	2.09	0.53
2:AE:21:ARG:CB	2:AE:39:ILE:HA	2.39	0.53
4:AG:88:VAL:HG13	5:AH:97:GLY:HA2	1.91	0.53
10:AM:32:ALA:CB	10:AM:76:ASN:HB2	2.38	0.53
21:AX:3:LYS:HB3	21:AX:14:TRP:CD1	2.43	0.53
25:BA:1079:C:H3'	25:BA:1080:A:H8	1.73	0.53
38:BQ:42:ASP:O	38:BQ:43:GLU:HG2	2.09	0.53
45:BV:107:THR:C	45:BV:109:ALA:N	2.62	0.53
1:CA:57:G:H2'	1:CA:58:C:C6	2.44	0.53
1:CA:568:G:O6	12:CO:5:PRO:HD3	2.09	0.53
1:CA:587:G:N1	1:CA:754:C:OP2	2.42	0.53
1:CA:1238:A:N7	1:CA:1301:U:O4	2.41	0.53
2:CE:153:ARG:CG	2:CE:154:LEU:H	2.13	0.53
12:CO:37:CYS:SG	12:CO:81:SER:OG	2.66	0.53
14:CQ:15:LYS:HB3	14:CQ:15:LYS:NZ	2.23	0.53
18:CU:29:PHE:N	18:CU:29:PHE:CD2	2.77	0.53
19:CV:42:PRO:O	19:CV:43:GLU:HG2	2.08	0.53
20:CW:12:ALA:O	20:CW:15:ARG:HB2	2.08	0.53
25:DA:90:U:H2'	25:DA:90:U:O2	2.08	0.53
25:DA:273:G:H1	25:DA:364:C:H42	1.56	0.53
25:DA:321:G:H5'	29:DF:134:GLY:O	2.08	0.53
25:DA:528:A:C8	25:DA:528:A:C3'	2.91	0.53
25:DA:607:U:OP1	29:DF:102:PRO:HA	2.08	0.53
25:DA:994:C:H1'	41:D2:10:LYS:HE2	1.90	0.53
25:DA:1061:U:H4'	25:DA:1070:A:H1'	1.91	0.53
25:DA:1412:A:H2'	25:DA:1413:G:H8	1.74	0.53
25:DA:1769:G:O2'	25:DA:1958:C:OP1	2.22	0.53
25:DA:2112:G:N3	25:DA:2169:A:N6	2.56	0.53
25:DA:2143:C:H2'	25:DA:2144:U:O4'	2.09	0.53
25:DA:2335:A:C8	25:DA:2337:G:C5	2.97	0.53
25:DA:2410:G:C2	25:DA:2411:A:H1'	2.44	0.53
25:DA:2872:G:N7	25:DA:2873:A:C2	2.77	0.53
26:DB:31:C:C2'	26:DB:32:C:H5'	2.39	0.53

*Continued on next page...*

*Continued from previous page...*

Atom-1	Atom-2	Interatomic distance (Å)	Clash overlap (Å)
29:DF:110:LEU:HD22	29:DF:202:PHE:CE1	2.41	0.53
42:DS:88:ARG:NH1	42:DS:94:ASP:OD1	2.30	0.53
1:AA:170:U:O2'	1:AA:171:A:H5'	2.07	0.53
1:AA:312:C:C2'	1:AA:313:A:H5'	2.39	0.53
1:AA:382:A:H2'	1:AA:383:A:H8	1.68	0.53
3:AF:78:GLY:HA3	3:AF:83:ARG:CB	2.38	0.53
3:AF:166:GLU:CG	3:AF:167:TRP:N	2.72	0.53
8:AK:41:ARG:O	8:AK:41:ARG:HD2	2.09	0.53
10:AM:23:ILE:HD12	10:AM:85:LEU:HD22	1.90	0.53
22:AB:27:G:H3'	22:AB:28:C:H6	1.72	0.53
25:BA:1063:G:H1	25:BA:1075:C:N4	2.06	0.53
25:BA:1694:C:H5'	25:BA:1694:C:C6	2.44	0.53
25:BA:2681:C:H1'	25:BA:2682:U:OP2	2.09	0.53
25:BA:2839:G:H5''	37:B0:46:GLY:HA2	1.91	0.53
26:BB:61:G:C6	26:BB:62:C:C4	2.97	0.53
28:BE:16:ARG:O	28:BE:16:ARG:CG	2.51	0.53
41:B2:38:LEU:C	41:B2:38:LEU:HD23	2.29	0.53
44:BU:41:GLY:O	44:BU:42:VAL:C	2.48	0.53
1:CA:114:U:O2'	1:CA:115:G:H5'	2.09	0.53
1:CA:411:A:N7	1:CA:413:G:N3	2.57	0.53
1:CA:1061:G:H2'	1:CA:1062:U:C5'	2.38	0.53
1:CA:1137:C:H5''	1:CA:1138:G:OP1	2.09	0.53
1:CA:1267:C:H2'	1:CA:1267:C:O2	2.09	0.53
2:CE:115:LEU:O	2:CE:118:LEU:HB2	2.08	0.53
9:CL:5:TYR:CD2	9:CL:18:PHE:CE2	2.97	0.53
9:CL:49:PRO:HD3	9:CL:78:LYS:HE3	1.90	0.53
12:CO:111:LYS:O	12:CO:112:ASP:HB2	2.09	0.53
22:CB:3:C:H2'	22:CB:4:G:C8	2.44	0.53
25:DA:274:G:C5	25:DA:275:G:C6	2.97	0.53
25:DA:284:U:C2'	25:DA:285:C:H5'	2.39	0.53
25:DA:528:A:C2'	25:DA:529:A:H5'	2.39	0.53
25:DA:1496:A:C8	25:DA:1577:C:O2'	2.51	0.53
25:DA:2638:G:OP2	28:DE:82:ARG:NH2	2.42	0.53
29:DF:9:ILE:HA	29:DF:13:SER:O	2.08	0.53
29:DF:25:PRO:HB2	29:DF:27:GLU:H	1.74	0.53
32:DK:77:LEU:CD1	32:DK:78:THR:H	2.22	0.53
33:DM:30:ILE:O	33:DM:34:LEU:HD22	2.08	0.53
38:DQ:106:ARG:HA	38:DQ:110:LEU:HG	1.90	0.53
39:DR:56:GLY:C	39:DR:58:ASN:H	2.12	0.53
41:D2:48:GLY:C	41:D2:49:THR:O	2.45	0.53
45:DV:141:VAL:O	45:DV:142:SER:C	2.47	0.53

*Continued on next page...*

*Continued from previous page...*

Atom-1	Atom-2	Interatomic distance (Å)	Clash overlap (Å)
1:AA:17:U:H2'	1:AA:18:C:C6	2.44	0.52
1:AA:412:A:H4'	1:AA:413:G:O5'	2.09	0.52
1:AA:922:G:C6	1:AA:923:A:C6	2.97	0.52
1:AA:1004:A:C4	1:AA:1025:U:O2	2.63	0.52
1:AA:1369:C:H2'	1:AA:1370:G:O4'	2.09	0.52
3:AF:58:GLU:N	3:AF:65:ALA:HB3	2.24	0.52
8:AK:29:SER:OG	8:AK:32:LYS:HB2	2.09	0.52
8:AK:104:ARG:O	8:AK:107:LEU:HB2	2.09	0.52
25:BA:989:G:N7	49:BX:13:ILE:CD1	2.72	0.52
25:BA:1021:A:C8	25:BA:1022:G:H5''	2.42	0.52
25:BA:1575:C:H2'	25:BA:1576:U:C6	2.44	0.52
25:BA:2682:U:H5'	25:BA:2682:U:H6	1.74	0.52
25:BA:2702:U:OP1	25:BA:2702:U:H6	1.92	0.52
25:BA:2820:A:O2'	25:BA:2821:A:OP1	2.25	0.52
27:BD:228:PRO:HD3	27:BD:234:GLY:C	2.29	0.52
29:BF:178:PRO:HB3	29:BF:198:ALA:CB	2.38	0.52
32:BK:104:GLN:O	32:BK:105:HIS:CD2	2.62	0.52
36:BP:58:PHE:HD1	36:BP:58:PHE:O	1.90	0.52
1:CA:126:G:H4'	1:CA:634:C:H1'	1.90	0.52
1:CA:280:C:H3'	1:CA:281:G:H5'	1.90	0.52
1:CA:1160:G:H2'	1:CA:1160:G:N3	2.24	0.52
1:CA:1256:A:N6	1:CA:1277:C:H3'	2.24	0.52
4:CG:9:CYS:O	4:CG:12:CYS:HB2	2.09	0.52
6:CI:2:ARG:HH21	6:CI:69:GLU:HG3	1.74	0.52
8:CK:51:VAL:HG11	8:CK:60:ARG:HH11	1.73	0.52
15:CR:8:LYS:O	15:CR:12:ILE:HG13	2.08	0.52
25:DA:2859:G:H3'	25:DA:2859:G:C8	2.45	0.52
26:DB:28:C:H2'	26:DB:29:A:O4'	2.09	0.52
27:DD:93:ALA:HB3	27:DD:105:ILE:HG22	1.92	0.52
31:DH:86:GLU:CD	31:DH:86:GLU:H	2.13	0.52
31:DH:152:ARG:C	31:DH:154:PRO:HD3	2.29	0.52
35:DO:47:ASP:O	35:DO:50:ARG:N	2.42	0.52
35:DO:90:ARG:HG3	35:DO:91:PHE:CD1	2.44	0.52
40:D1:110:VAL:O	40:D1:114:LYS:HG2	2.09	0.52
41:D2:5:VAL:HB	41:D2:37:VAL:HG11	1.90	0.52
41:D2:87:HIS:CE1	41:D2:89:GLN:HB2	2.44	0.52
50:D4:33:VAL:HG23	50:D4:33:VAL:O	2.09	0.52
1:AA:51:A:OP2	1:AA:52:G:C8	2.62	0.52
1:AA:1070:U:H2'	1:AA:1071:C:H6	1.74	0.52
1:AA:1164:G:H2'	1:AA:1165:C:C6	2.45	0.52
1:AA:1255:G:O2'	1:AA:1258:G:H1'	2.09	0.52

*Continued on next page...*

*Continued from previous page...*

Atom-1	Atom-2	Interatomic distance (Å)	Clash overlap (Å)
1:AA:1333:A:H2'	1:AA:1334:G:O5'	2.09	0.52
9:AL:29:ASN:OD1	9:AL:64:THR:HA	2.09	0.52
12:AO:24:VAL:HG12	12:AO:27:LEU:HG	1.90	0.52
22:AB:15:A:C2	22:AB:70:G:C6	2.96	0.52
22:AB:71:U:H6	22:AB:71:U:OP2	1.92	0.52
25:BA:1057:A:O2'	25:BA:1058:U:H5'	2.09	0.52
25:BA:1057:A:H2'	25:BA:1058:U:C6	2.45	0.52
25:BA:1385:G:H4'	25:BA:1386:C:OP1	2.09	0.52
25:BA:1590:U:H2'	25:BA:1591:G:C8	2.43	0.52
25:BA:1797:C:C2'	25:BA:1798:U:H5'	2.39	0.52
25:BA:2210:G:H5'	25:BA:2211:G:C5	2.44	0.52
27:BD:270:ILE:CG2	27:BD:271:ILE:N	2.72	0.52
30:BG:114:ILE:HD13	30:BG:140:ILE:HG21	1.90	0.52
36:BP:75:THR:HA	36:BP:88:GLY:C	2.30	0.52
40:B1:76:TYR:C	40:B1:76:TYR:CD2	2.82	0.52
40:B1:79:PHE:CE1	40:B1:106:PHE:CZ	2.94	0.52
40:B1:90:VAL:HG12	40:B1:91:ASP:CA	2.39	0.52
42:BS:21:VAL:HG23	42:BS:47:VAL:HG21	1.91	0.52
1:CA:20:U:H2'	1:CA:21:G:H5'	1.92	0.52
1:CA:362:G:H4'	12:CO:33:ARG:HH21	1.74	0.52
1:CA:973:G:H1'	10:CM:55:LYS:HG3	1.92	0.52
1:CA:977:A:C2	1:CA:1224:G:C5	2.97	0.52
1:CA:1014:A:H2'	1:CA:1015:A:N9	2.24	0.52
1:CA:1449:C:O3'	1:CA:1450:U:H4'	2.08	0.52
4:CG:101:LEU:HD23	4:CG:121:VAL:CG1	2.40	0.52
4:CG:127:THR:HB	4:CG:131:ARG:O	2.10	0.52
5:CH:47:LYS:O	5:CH:57:LYS:HD3	2.10	0.52
8:CK:95:VAL:HB	8:CK:99:GLU:HB2	1.91	0.52
13:CP:110:ARG:CG	13:CP:110:ARG:NH1	2.68	0.52
19:CV:67:VAL:O	19:CV:69:HIS:N	2.42	0.52
22:CB:76:U:C4	22:CB:77:C:C4	2.98	0.52
25:DA:886:C:C2	25:DA:890:A:N1	2.77	0.52
25:DA:1025:G:C5	25:DA:1135:C:H1'	2.45	0.52
26:DB:1:U:O4	26:DB:119:A:N1	2.42	0.52
26:DB:29:A:OP2	38:DQ:31:SER:HB2	2.09	0.52
30:DG:75:LYS:O	30:DG:76:SER:HB2	2.09	0.52
31:DH:4:ILE:HG13	31:DH:6:ARG:H	1.75	0.52
40:D1:50:ARG:NH2	40:D1:50:ARG:HB2	2.25	0.52
41:D2:6:LYS:HG3	41:D2:11:GLN:HG2	1.91	0.52
43:DT:40:LYS:HA	43:DT:51:VAL:HG11	1.91	0.52
43:DT:55:ASN:HB2	43:DT:80:ILE:HG12	1.91	0.52

*Continued on next page...*

*Continued from previous page...*

Atom-1	Atom-2	Interatomic distance (Å)	Clash overlap (Å)
45:DV:40:ASP:OD1	45:DV:42:VAL:HB	2.09	0.52
1:AA:530:G:C4'	1:AA:531:U:OP2	2.56	0.52
2:AE:106:LYS:O	2:AE:110:GLN:HG3	2.10	0.52
7:AJ:111:ARG:HB3	7:AJ:112:PRO:HD2	1.92	0.52
8:AK:103:VAL:CG2	8:AK:110:ALA:HB2	2.39	0.52
15:AR:21:ASP:OD1	15:AR:24:SER:HB3	2.09	0.52
19:AV:7:LYS:O	19:AV:7:LYS:HD2	2.09	0.52
25:BA:443:A:H3'	29:BF:45:ARG:NH1	2.24	0.52
25:BA:880:G:N2	25:BA:898:C:C2	2.77	0.52
25:BA:1069:A:O2'	25:BA:1072:C:OP1	2.27	0.52
25:BA:1678:G:N2	25:BA:1989:G:N2	2.58	0.52
25:BA:2065:C:H2'	25:BA:2066:C:H6	1.73	0.52
25:BA:2068:U:N3	25:BA:2430:A:H2	2.04	0.52
25:BA:2210:G:H5'	25:BA:2211:G:N7	2.24	0.52
25:BA:2700:C:O2'	25:BA:2701:C:H5'	2.09	0.52
25:BA:2733:A:H3'	25:BA:2734:A:H5''	1.91	0.52
25:BA:2815:C:H2'	25:BA:2816:C:H6	1.75	0.52
32:BK:9:LEU:CB	32:BK:11:ASN:O	2.55	0.52
52:B6:15:GLU:HG3	52:B6:47:THR:HG21	1.91	0.52
1:CA:999:U:H3	1:CA:1041:A:H61	1.57	0.52
1:CA:1004:A:C5'	1:CA:1025:U:C4	2.92	0.52
1:CA:1175:G:N1	1:CA:1176:A:C6	2.77	0.52
4:CG:110:PHE:HZ	4:CG:182:LYS:HA	1.73	0.52
7:CJ:71:PRO:HD3	7:CJ:103:TRP:HZ3	1.75	0.52
19:CV:30:LEU:HD12	19:CV:31:ILE:H	1.74	0.52
22:CB:21:A:H1'	22:CB:22:G:P	2.49	0.52
23:CD:59:A:H8	23:CD:59:A:OP2	1.92	0.52
25:DA:307:G:N2	25:DA:309:G:H3'	2.24	0.52
25:DA:443:A:H5''	25:DA:444:C:OP1	2.09	0.52
25:DA:634:C:H2'	25:DA:635:C:C6	2.45	0.52
25:DA:863:A:O2'	25:DA:864:G:H5'	2.10	0.52
25:DA:908:C:O2'	25:DA:909:A:H5'	2.09	0.52
25:DA:1012:U:O2	25:DA:1143:A:C2	2.61	0.52
25:DA:1277:G:H4'	37:D0:20:LEU:HD11	1.91	0.52
25:DA:1385:G:HO2'	25:DA:1396:U:H6	1.56	0.52
25:DA:2638:G:O2'	25:DA:2639:A:H8	1.91	0.52
36:DP:110:THR:O	36:DP:113:GLN:HB2	2.09	0.52
37:D0:84:ALA:HB3	37:D0:85:PRO:HD3	1.92	0.52
40:D1:90:VAL:O	40:D1:92:ARG:HB3	2.10	0.52
51:D5:45:VAL:CG1	51:D5:56:LYS:HG2	2.40	0.52
1:AA:5:U:O2'	1:AA:6:G:N3	2.42	0.52

*Continued on next page...*



*Continued from previous page...*

Atom-1	Atom-2	Interatomic distance (Å)	Clash overlap (Å)
1:AA:1157:A:H62	1:AA:1178:G:N2	2.07	0.52
7:AJ:109:ASN:OD1	7:AJ:119:ARG:NH2	2.37	0.52
17:AT:66:SER:OG	17:AT:69:LYS:HB2	2.09	0.52
25:BA:796:C:H2'	25:BA:797:C:C6	2.43	0.52
25:BA:1177:A:H5'	25:BA:1178:C:H6	1.74	0.52
25:BA:1264:G:H3'	25:BA:1265:A:H5''	1.91	0.52
25:BA:1364:G:OP2	47:BZ:2:SER:OG	2.26	0.52
25:BA:1478:G:O2'	25:BA:1558:A:H2	1.93	0.52
25:BA:1538:G:H8	25:BA:1538:G:O5'	1.92	0.52
25:BA:1794:U:H2'	25:BA:1795:C:C6	2.43	0.52
25:BA:1937:A:O2'	25:BA:1938:A:P	2.67	0.52
25:BA:2688:U:H3'	25:BA:2688:U:O2	2.10	0.52
28:BE:79:ARG:CZ	28:BE:197:ILE:CG2	2.87	0.52
30:BG:101:ILE:HG13	50:B4:25:TYR:O	2.09	0.52
31:BH:152:ARG:HE	31:BH:153:LYS:HZ3	1.57	0.52
33:BM:60:ILE:H	33:BM:60:ILE:HD13	1.74	0.52
34:BN:25:LEU:O	34:BN:26:LYS:HG2	2.09	0.52
36:BP:36:ALA:O	36:BP:99:PRO:HA	2.09	0.52
36:BP:104:PHE:CE1	36:BP:125:LEU:HD11	2.41	0.52
41:B2:25:LEU:H	41:B2:92:THR:HG21	1.75	0.52
52:B6:46:HIS:O	52:B6:47:THR:OG1	2.26	0.52
1:CA:142:G:H1	1:CA:221:C:H42	1.58	0.52
1:CA:972:C:O3'	10:CM:57:LYS:CG	2.57	0.52
1:CA:986:A:N3	19:CV:52:TYR:OH	2.29	0.52
1:CA:1131:G:H2'	1:CA:1132:C:C6	2.36	0.52
2:CE:5:ILE:HD12	2:CE:59:GLU:CD	2.30	0.52
2:CE:24:TRP:CD1	2:CE:24:TRP:C	2.80	0.52
2:CE:153:ARG:HG3	2:CE:154:LEU:N	2.15	0.52
6:CI:53:ALA:O	6:CI:54:LYS:HB2	2.10	0.52
19:CV:49:ILE:H	19:CV:49:ILE:HD12	1.74	0.52
20:CW:50:GLU:CD	20:CW:100:ILE:HG12	2.29	0.52
23:CC:58:A:H2'	23:CC:59:A:H5'	1.91	0.52
23:CD:56:U:C4	23:CD:59:A:N6	2.78	0.52
25:DA:9:U:O4	25:DA:2629:A:C2	2.63	0.52
25:DA:534:U:O2'	40:D1:49:HIS:HD2	1.93	0.52
25:DA:979:G:H3'	25:DA:980:A:H5''	1.89	0.52
25:DA:1839:G:N3	25:DA:1839:G:H2'	2.24	0.52
25:DA:2327:A:H2'	25:DA:2328:A:H8	1.73	0.52
25:DA:2469:A:O2'	36:DP:56:ARG:HG2	2.10	0.52
25:DA:2713:A:H3'	25:DA:2714:G:C5'	2.40	0.52
28:DE:5:LEU:HD12	28:DE:50:GLY:O	2.10	0.52

*Continued on next page...*

*Continued from previous page...*

Atom-1	Atom-2	Interatomic distance (Å)	Clash overlap (Å)
29:DF:82:ILE:C	29:DF:82:ILE:CD1	2.75	0.52
40:D1:50:ARG:HG2	40:D1:53:ARG:NH2	2.24	0.52
47:DZ:91:LYS:HE3	47:DZ:92:LYS:H	1.73	0.52
50:D4:16:CYS:HB3	50:D4:20:ASN:H	1.74	0.52
52:D6:25:LYS:HE2	52:D6:27:LYS:HZ2	1.75	0.52
1:AA:96:G:C6	1:AA:97:U:C2	2.98	0.52
1:AA:757:U:H2'	1:AA:758:G:O4'	2.09	0.52
1:AA:1131:G:H8	1:AA:1131:G:OP2	1.92	0.52
1:AA:1226:C:O2	19:AV:83:HIS:HE1	1.92	0.52
20:AW:24:LEU:HD12	20:AW:24:LEU:C	2.26	0.52
23:AC:76:C:OP2	23:AC:77:A:O3'	2.26	0.52
25:BA:6:A:H2'	25:BA:7:G:O4'	2.09	0.52
25:BA:141:A:H8	25:BA:1595:G:H21	1.56	0.52
25:BA:1045:A:N3	25:BA:1111:A:N6	2.57	0.52
25:BA:2019:A:C2'	25:BA:2020:A:O5'	2.57	0.52
25:BA:2119:A:H61	25:BA:2170:A:H62	1.55	0.52
25:BA:2168:G:N3	25:BA:2168:G:C2'	2.73	0.52
25:BA:2250:G:C6	36:BP:82:ARG:HD3	2.44	0.52
25:BA:2352:A:C4	25:BA:2366:A:C2	2.97	0.52
25:BA:2505:G:O6	25:BA:2576:G:H2'	2.09	0.52
25:BA:2875:C:C4'	39:BR:5:ALA:HB2	2.40	0.52
27:BD:44:ASN:ND2	27:BD:44:ASN:N	2.57	0.52
27:BD:166:GLN:HA	27:BD:166:GLN:NE2	2.21	0.52
28:BE:170:LEU:HD11	28:BE:187:ALA:HB3	1.90	0.52
35:BO:96:THR:C	35:BO:98:GLU:H	2.11	0.52
37:B0:42:LYS:O	37:B0:45:ARG:HD2	2.10	0.52
38:BQ:48:LEU:HD23	38:BQ:82:ILE:HD11	1.90	0.52
40:B1:98:LEU:HD23	40:B1:98:LEU:C	2.30	0.52
47:BZ:92:LYS:HA	47:BZ:95:LEU:CB	2.39	0.52
51:B5:51:TYR:H	51:B5:56:LYS:CB	2.23	0.52
52:B6:33:LYS:O	52:B6:35:GLU:HG3	2.09	0.52
1:CA:1160:G:N1	1:CA:1177:G:N2	2.33	0.52
1:CA:1235:U:O2'	1:CA:1305:G:O5'	2.26	0.52
1:CA:1330:U:H5'	1:CA:1331:G:O5'	2.09	0.52
2:CE:55:PHE:CD1	2:CE:58:ILE:HD12	2.44	0.52
4:CG:13:ARG:HB3	4:CG:33:MET:SD	2.49	0.52
5:CH:57:LYS:O	5:CH:61:TYR:CD2	2.63	0.52
10:CM:8:LEU:HD22	10:CM:20:ALA:CB	2.40	0.52
12:CO:40:VAL:HG11	12:CO:77:LEU:O	2.09	0.52
25:DA:84:A:O5'	44:DU:8:LYS:HD3	2.09	0.52
25:DA:154:G:H3'	25:DA:155:C:H6	1.73	0.52

*Continued on next page...*

*Continued from previous page...*

Atom-1	Atom-2	Interatomic distance (Å)	Clash overlap (Å)
25:DA:910:A:C5	36:DP:13:GLN:HG3	2.44	0.52
25:DA:1300:U:H5''	25:DA:1301:A:H5''	1.91	0.52
25:DA:1568:G:H21	27:DD:58:HIS:CE1	2.27	0.52
25:DA:1677:A:H2'	25:DA:1678:G:O4'	2.09	0.52
25:DA:2010:G:H5''	42:DS:42:ARG:HB2	1.91	0.52
25:DA:2329:G:H2'	25:DA:2330:G:C8	2.45	0.52
25:DA:2752:C:OP2	25:DA:2752:C:O4'	2.27	0.52
25:DA:2776:A:H4'	25:DA:2777:G:O5'	2.09	0.52
28:DE:8:LYS:HG2	28:DE:192:ASN:HD22	1.73	0.52
28:DE:37:ARG:HD3	28:DE:44:TYR:CZ	2.44	0.52
31:DH:152:ARG:C	31:DH:154:PRO:HD2	2.28	0.52
35:DO:64:LYS:HB2	54:D8:25:MET:CG	2.21	0.52
35:DO:113:LYS:HG2	35:DO:115:LEU:HD21	1.91	0.52
36:DP:78:PRO:O	36:DP:79:LEU:HG	2.09	0.52
36:DP:134:ARG:NH2	45:DV:122:ARG:HD2	2.24	0.52
52:D6:12:GLU:HG3	52:D6:21:TYR:HB3	1.92	0.52
1:AA:73:G:N3	1:AA:74:C:C5	2.78	0.52
1:AA:149:A:C2	1:AA:150:C:C2	2.98	0.52
1:AA:368:U:P	32:DK:91:SER:OG	2.68	0.52
1:AA:973:G:OP1	10:AM:57:LYS:HD3	2.09	0.52
1:AA:1258:G:C6	1:AA:1259:C:N4	2.77	0.52
1:AA:1428:A:H2'	1:AA:1429:C:C6	2.45	0.52
2:AE:21:ARG:HG2	2:AE:21:ARG:O	2.05	0.52
3:AF:83:ARG:O	3:AF:86:VAL:HG22	2.10	0.52
23:AD:9:G:N2	23:AD:46:G:C8	2.77	0.52
23:AD:51:U:H2'	23:AD:52:C:C6	2.45	0.52
23:AD:60:A:C2'	23:AD:61:U:H5'	2.39	0.52
25:BA:84:A:N1	25:BA:98:G:O2'	2.33	0.52
25:BA:811:U:C4	35:BO:21:ARG:NH2	2.78	0.52
25:BA:1085:A:C4'	25:BA:1086:A:OP1	2.57	0.52
25:BA:1153:C:OP1	40:B1:76:TYR:OH	2.26	0.52
25:BA:1358:G:N2	25:BA:1372:U:C5	2.78	0.52
25:BA:1931:U:O4'	25:BA:1931:U:O2	2.24	0.52
29:BF:46:ARG:CG	29:BF:46:ARG:NH1	2.67	0.52
29:BF:117:ARG:NH2	35:BO:1:MET:O	2.43	0.52
33:BM:35:ARG:HG3	33:BM:37:LYS:HG3	1.89	0.52
34:BN:8:LEU:HD13	34:BN:82:ASN:HB2	1.91	0.52
38:BQ:15:ARG:HD3	38:BQ:88:ASP:OD2	2.10	0.52
39:BR:107:ASP:H	39:BR:110:ILE:HG23	1.74	0.52
41:B2:44:LYS:C	41:B2:46:VAL:N	2.63	0.52
46:B3:50:ASN:HB3	46:B3:63:VAL:HG22	1.91	0.52

*Continued on next page...*

*Continued from previous page...*

Atom-1	Atom-2	Interatomic distance (Å)	Clash overlap (Å)
1:CA:35:G:N2	1:CA:550:G:H1'	2.24	0.52
1:CA:567:G:H2'	1:CA:568:G:O4'	2.09	0.52
1:CA:634:C:H2'	1:CA:635:G:H8	1.75	0.52
1:CA:920:U:O4'	1:CA:1080:A:C2	2.62	0.52
1:CA:927:G:N2	1:CA:1391:U:H1'	2.25	0.52
1:CA:1149:C:OP2	9:CL:9:ARG:NH1	2.43	0.52
1:CA:1309:G:C6	1:CA:1329:A:C2	2.98	0.52
1:CA:1356:G:N2	1:CA:1367:C:O2	2.43	0.52
9:CL:125:TYR:C	9:CL:125:TYR:CD2	2.83	0.52
13:CP:37:THR:HG23	13:CP:59:TYR:CD2	2.45	0.52
17:CT:59:ILE:CG2	17:CT:71:PHE:HB3	2.39	0.52
17:CT:63:ARG:HG2	17:CT:64:PRO:HD2	1.90	0.52
20:CW:104:LEU:O	20:CW:105:SER:HB3	2.10	0.52
23:CC:2:G:N3	23:CC:2:G:H2'	2.24	0.52
25:DA:372:G:O2'	25:DA:373:U:OP2	2.28	0.52
25:DA:1022:G:C2'	25:DA:1023:U:OP2	2.58	0.52
25:DA:1495:A:O2'	25:DA:1496:A:H5'	2.09	0.52
25:DA:1638:C:H4'	25:DA:2710:C:O2	2.09	0.52
26:DB:40:U:O2	26:DB:46:A:C6	2.62	0.52
27:DD:27:THR:CG2	27:DD:28:GLU:N	2.72	0.52
28:DE:7:VAL:HG21	39:DR:1:MET:HE3	1.91	0.52
28:DE:66:HIS:HE1	28:DE:73:GLU:HG3	1.74	0.52
30:DG:143:GLU:OE2	30:DG:143:GLU:N	2.41	0.52
32:DK:51:ILE:HG22	32:DK:52:ARG:N	2.24	0.52
37:D0:45:ARG:HA	37:D0:95:THR:HG21	1.91	0.52
38:DQ:106:ARG:O	38:DQ:107:GLU:HB2	2.10	0.52
42:DS:88:ARG:HD3	42:DS:94:ASP:OD1	2.09	0.52
46:D3:72:ARG:CB	46:D3:75:LEU:HB2	2.39	0.52
53:D7:43:THR:HG22	53:D7:44:PRO:O	2.09	0.52
1:AA:256:U:OP1	17:AT:17:LYS:NZ	2.43	0.52
2:AE:69:LEU:HD13	2:AE:91:PRO:HB2	1.92	0.52
9:AL:9:ARG:HA	9:AL:76:ALA:HB1	1.91	0.52
23:AD:9:G:C6	23:AD:47:G:N1	2.77	0.52
25:BA:1188:U:H2'	25:BA:1189:A:H5'	1.92	0.52
25:BA:1339:G:N2	25:BA:1603:A:H1'	2.24	0.52
25:BA:1793:C:O2	25:BA:1900:A:H2	1.93	0.52
25:BA:2818:G:O2'	25:BA:2819:G:H5'	2.09	0.52
27:BD:239:ARG:O	27:BD:240:ALA:HB2	2.08	0.52
28:BE:25:VAL:CG1	28:BE:183:LEU:HG	2.39	0.52
28:BE:59:VAL:CG1	28:BE:63:LEU:HB3	2.39	0.52
35:BO:50:ARG:HD3	54:B8:7:HIS:CD2	2.45	0.52

*Continued on next page...*

*Continued from previous page...*

Atom-1	Atom-2	Interatomic distance (Å)	Clash overlap (Å)
37:B0:74:LYS:O	37:B0:75:LEU:HB3	2.09	0.52
39:BR:129:ARG:O	39:BR:133:GLU:HG3	2.09	0.52
45:BV:141:VAL:HG12	45:BV:142:SER:H	1.75	0.52
50:B4:12:ALA:HB3	50:B4:24:THR:HB	1.90	0.52
53:B7:11:LYS:HE3	53:B7:15:THR:OG1	2.10	0.52
1:CA:10:A:H2'	1:CA:11:G:H8	1.75	0.52
1:CA:353:A:H2'	1:CA:354:G:OP2	2.10	0.52
1:CA:1105:A:C2	1:CA:1106:G:N7	2.78	0.52
1:CA:1106:G:N3	1:CA:1107:C:C6	2.78	0.52
1:CA:1319:A:C5'	1:CA:1320:C:OP1	2.57	0.52
2:CE:115:LEU:HD21	2:CE:153:ARG:NH1	2.25	0.52
4:CG:3:ARG:NH1	4:CG:115:ARG:HB3	2.23	0.52
4:CG:139:ARG:HG3	4:CG:139:ARG:NH1	2.25	0.52
6:CI:63:TYR:N	6:CI:63:TYR:CD2	2.78	0.52
16:CS:48:TRP:CH2	16:CS:76:GLN:NE2	2.78	0.52
20:CW:10:LEU:HD22	20:CW:10:LEU:C	2.30	0.52
22:CB:55:G:C4	22:CB:56:G:N7	2.78	0.52
23:CC:73:A:N6	23:CC:74:A:C6	2.78	0.52
25:DA:78:A:H2'	25:DA:79:G:H8	1.74	0.52
25:DA:239:U:H2'	25:DA:240:G:O4'	2.10	0.52
25:DA:1449(A):G:H2'	25:DA:1450:C:H6	1.73	0.52
25:DA:1858:G:H1'	25:DA:1884:A:H61	1.73	0.52
25:DA:2393:A:O3'	35:DO:62:LEU:HA	2.10	0.52
25:DA:2646:C:OP2	25:DA:2732:G:O2'	2.23	0.52
25:DA:2801:A:H5'	25:DA:2895:U:O2'	2.10	0.52
29:DF:123:LEU:HD11	29:DF:125:LEU:HD22	1.91	0.52
30:DG:109:VAL:HG22	50:D4:33:VAL:HG11	1.92	0.52
31:DH:54:ARG:HB3	31:DH:65:HIS:CD2	2.45	0.52
32:DK:142:VAL:HG22	32:DK:142:VAL:O	2.09	0.52
36:DP:7:MET:CB	36:DP:10:ARG:NH2	2.71	0.52
38:DQ:24:LEU:HD12	38:DQ:41:ASP:HB2	1.91	0.52
43:DT:67:GLY:C	43:DT:69:TYR:H	2.13	0.52
45:DV:145:GLU:O	45:DV:145:GLU:CG	2.57	0.52
52:D6:31:PRO:HB2	52:D6:33:LYS:H	1.74	0.52
1:AA:129(A):G:N2	1:AA:191(A):G:N7	2.57	0.52
1:AA:1250:A:H4'	9:AL:68:GLY:N	2.25	0.52
11:AN:54:ARG:NH2	23:AD:40:C:O3'	2.42	0.52
25:BA:26:G:H1'	25:BA:515:A:H61	1.75	0.52
25:BA:527:C:H4'	25:BA:528:A:O5'	2.10	0.52
25:BA:1103:A:H2'	25:BA:1104:C:H5'	1.92	0.52
25:BA:1593:G:H2'	25:BA:1594:G:H8	1.72	0.52

*Continued on next page...*

*Continued from previous page...*

Atom-1	Atom-2	Interatomic distance (Å)	Clash overlap (Å)
25:BA:2211:G:C4'	25:BA:2212:A:OP2	2.56	0.52
25:BA:2751:G:HO2'	25:BA:2752:C:P	2.32	0.52
25:BA:2901:C:C4	25:BA:2902:C:N4	2.74	0.52
27:BD:273:ARG:O	27:BD:273:ARG:HG2	2.08	0.52
28:BE:1:MET:HB3	28:BE:200:GLU:OE1	2.09	0.52
30:BG:67:LYS:NZ	50:B4:6:HIS:NE2	2.57	0.52
39:BR:90:GLN:NE2	39:BR:116:ALA:HA	2.25	0.52
54:B8:36:LYS:O	54:B8:38:GLY:N	2.43	0.52
1:CA:245:C:O2	1:CA:283:C:N3	2.43	0.52
1:CA:369:C:H2'	1:CA:369:C:O2	2.09	0.52
1:CA:1219:U:OP1	14:CQ:19:ARG:NH1	2.35	0.52
3:CF:186:PHE:CE2	3:CF:188:LEU:HD21	2.45	0.52
4:CG:139:ARG:HH11	4:CG:139:ARG:CG	2.22	0.52
4:CG:162:LEU:HD12	4:CG:181:MET:HE3	1.91	0.52
25:DA:56:A:C2	25:DA:115:C:O2	2.63	0.52
25:DA:309:G:N3	25:DA:329:G:O2'	2.40	0.52
25:DA:443:A:N7	29:DF:45:ARG:HD2	2.25	0.52
25:DA:751:A:H5'	42:DS:90:ARG:HA	1.92	0.52
26:DB:42:C:O2	30:DG:92:VAL:HA	2.10	0.52
29:DF:7:TYR:HA	29:DF:125:LEU:O	2.10	0.52
30:DG:41:GLN:NE2	30:DG:60:LEU:HD12	2.25	0.52
30:DG:124:SER:HB2	30:DG:131:TYR:CE1	2.44	0.52
31:DH:41:MET:CE	31:DH:64:LEU:HB2	2.39	0.52
40:D1:52:ARG:HB3	40:D1:52:ARG:NH1	2.25	0.52
43:DT:24:GLY:O	43:DT:83:VAL:HG12	2.10	0.52
54:D8:25:MET:O	54:D8:48:PHE:CE1	2.62	0.52
1:AA:151:A:N3	1:AA:151:A:H2'	2.23	0.52
1:AA:321:A:N7	1:AA:328:C:O2'	2.36	0.52
1:AA:606:G:N2	1:AA:631:G:C8	2.78	0.52
1:AA:945:G:C2	1:AA:946:A:C8	2.98	0.52
1:AA:1399:C:C2	1:AA:1401:G:C5	2.98	0.52
2:AE:73:THR:OG1	2:AE:170:GLU:OE2	2.22	0.52
5:AH:31:LEU:HD23	5:AH:45:PHE:CD1	2.38	0.52
5:AH:41:VAL:CG1	5:AH:113:ALA:HB2	2.39	0.52
22:AB:42:U:H3'	22:AB:43:A:H8	1.75	0.52
23:AD:21:U:C3'	23:AD:22:A:C5'	2.88	0.52
25:BA:197:A:N6	25:BA:2430:A:H2'	2.24	0.52
25:BA:270(J):G:H2'	25:BA:270(K):C:O4'	2.10	0.52
25:BA:784:A:C5	27:BD:229:VAL:HG21	2.45	0.52
25:BA:943:U:OP2	35:BO:36:LYS:CE	2.58	0.52
25:BA:1192:G:O2'	25:BA:1193:G:H5'	2.10	0.52

*Continued on next page...*

*Continued from previous page...*

Atom-1	Atom-2	Interatomic distance (Å)	Clash overlap (Å)
25:BA:1939:U:OP1	25:BA:2604:U:O2'	2.23	0.52
26:BB:13:A:H2'	26:BB:70:C:O2'	2.10	0.52
31:BH:6:ARG:HA	31:BH:66:GLY:HA2	1.91	0.52
38:BQ:4:LEU:O	38:BQ:5:THR:HG23	2.10	0.52
38:BQ:11:LYS:HD2	38:BQ:15:ARG:NH2	2.23	0.52
45:BV:48:PHE:HE2	45:BV:71:VAL:HG21	1.74	0.52
1:CA:838:G:H1	1:CA:848:C:H42	1.58	0.52
1:CA:1061:G:C2'	1:CA:1062:U:H5'	2.38	0.52
2:CE:67:THR:HG21	2:CE:155:LEU:HG	1.92	0.52
6:CI:15:ASP:OD1	6:CI:15:ASP:C	2.49	0.52
13:CP:87:TYR:O	13:CP:91:ARG:HG2	2.09	0.52
15:CR:24:SER:O	15:CR:28:GLN:HG3	2.09	0.52
16:CS:43:LYS:HB3	16:CS:48:TRP:CD1	2.45	0.52
19:CV:12:ASP:O	19:CV:16:LEU:HD13	2.09	0.52
25:DA:838:C:O2'	25:DA:839:U:H5'	2.10	0.52
25:DA:855:G:O2'	46:D3:27:GLU:OE2	2.27	0.52
25:DA:1217:C:P	40:D1:15:LYS:HE3	2.50	0.52
25:DA:2249:U:N3	25:DA:2253:G:OP2	2.35	0.52
25:DA:2469:A:C2	25:DA:2470:G:C5	2.98	0.52
26:DB:8:U:H3	26:DB:112:G:H1	1.58	0.52
27:DD:32:SER:HA	27:DD:35:LYS:O	2.09	0.52
31:DH:78:GLY:O	31:DH:136:ILE:HG22	2.09	0.52
39:DR:6:LEU:O	39:DR:10:VAL:HG23	2.10	0.52
39:DR:55:ASN:CG	39:DR:55:ASN:O	2.47	0.52
54:D8:51:ALA:O	54:D8:52:LYS:C	2.49	0.52
1:AA:351:G:H4'	1:AA:352:C:OP1	2.09	0.52
1:AA:627:G:O2'	1:AA:628:G:H5'	2.10	0.52
1:AA:835:U:OP2	18:AU:60:ALA:HB3	2.10	0.52
1:AA:883:C:H2'	1:AA:884:U:H5'	1.90	0.52
1:AA:1005:A:C2	1:AA:1006:C:C2	2.98	0.52
3:AF:104:GLN:HE21	3:AF:104:GLN:HA	1.75	0.52
6:AI:8:ILE:HG22	6:AI:10:LEU:HD12	1.90	0.52
23:AD:31:G:H2'	23:AD:32:G:C8	2.45	0.52
25:BA:602:G:N2	25:BA:655:A:C8	2.74	0.52
25:BA:744:G:OP1	28:BE:132:HIS:ND1	2.35	0.52
25:BA:1210:A:H5''	25:BA:1212:G:O4'	2.10	0.52
25:BA:1332:G:H21	25:BA:1610:A:H8	1.57	0.52
25:BA:1798:U:H5''	27:BD:259:THR:CG2	2.31	0.52
25:BA:2281:C:O2'	25:BA:2282:G:H5'	2.09	0.52
26:BB:73:A:C4	26:BB:104:A:C2	2.98	0.52
31:BH:153:LYS:HZ3	31:BH:153:LYS:H	1.56	0.52

*Continued on next page...*

*Continued from previous page...*

Atom-1	Atom-2	Interatomic distance (Å)	Clash overlap (Å)
33:BM:35:ARG:O	33:BM:37:LYS:HG3	2.10	0.52
40:B1:98:LEU:HD23	40:B1:99:ALA:N	2.25	0.52
52:B6:41:PRO:HD2	52:B6:46:HIS:CA	2.39	0.52
1:CA:407:G:H1	1:CA:435:C:N4	2.04	0.52
1:CA:976:G:C8	1:CA:1358:U:C2	2.98	0.52
1:CA:1187:G:P	9:CL:113:LYS:HZ1	2.33	0.52
1:CA:1281:U:H3'	1:CA:1282:C:C5	2.45	0.52
1:CA:1306:A:H61	1:CA:1331:G:H1'	1.75	0.52
3:CF:190:ARG:H	3:CF:190:ARG:HD2	1.75	0.52
5:CH:67:VAL:HG21	5:CH:140:ARG:HG3	1.91	0.52
23:CD:57:C:N4	25:DA:2112:G:H22	1.98	0.52
25:DA:200:U:O4	25:DA:250:G:N2	2.43	0.52
25:DA:734:A:O2'	25:DA:1635:G:H5'	2.10	0.52
25:DA:747:U:H5	51:D5:3:LYS:HB2	1.67	0.52
25:DA:1287:A:H5''	25:DA:1288:U:OP2	2.09	0.52
25:DA:2173:A:C2	25:DA:2174:C:H4'	2.45	0.52
25:DA:2271:G:OP1	46:D3:18:ALA:HB1	2.10	0.52
25:DA:2483:C:O2	25:DA:2483:C:H2'	2.10	0.52
25:DA:2713:A:H3'	25:DA:2714:G:H5'	1.91	0.52
26:DB:15:A:C3'	26:DB:16:G:H5'	2.36	0.52
27:DD:25:THR:C	27:DD:27:THR:N	2.63	0.52
27:DD:35:LYS:CE	27:DD:104:TYR:HD1	2.23	0.52
28:DE:52:LEU:O	28:DE:75:VAL:N	2.43	0.52
32:DK:76:THR:HG23	32:DK:77:LEU:H	1.75	0.52
36:DP:20:ALA:O	36:DP:21:THR:HG22	2.10	0.52
41:D2:27:ALA:HB3	41:D2:61:VAL:HG21	1.92	0.52
1:AA:39:G:N7	1:AA:547:A:C8	2.75	0.51
1:AA:129(A):G:C2	1:AA:191(A):G:C8	2.98	0.51
1:AA:130:A:O2'	1:AA:131:C:O5'	2.25	0.51
1:AA:389:A:H2'	1:AA:390:C:C5'	2.40	0.51
1:AA:620:C:C6	4:AG:135:LEU:HD23	2.45	0.51
1:AA:812:C:H4'	1:AA:813:U:O5'	2.09	0.51
1:AA:1054:C:O2'	1:AA:1055:A:H5''	2.10	0.51
8:AK:63:LEU:HB3	8:AK:65:TYR:CE1	2.45	0.51
13:AP:82:MET:O	13:AP:83:ASP:HB2	2.11	0.51
20:AW:96:GLY:O	20:AW:97:ALA:HB3	2.09	0.51
23:AD:8:U:H5''	23:AD:9:G:OP2	2.10	0.51
25:BA:229:A:O2'	25:BA:230:U:OP1	2.26	0.51
25:BA:654(I):C:H3'	25:BA:654(I):C:O2	2.10	0.51
25:BA:1047:G:HO2'	25:BA:1048:A:H8	1.55	0.51
25:BA:1380:G:N2	25:BA:1570:A:C2	2.77	0.51

*Continued on next page...*



*Continued from previous page...*

Atom-1	Atom-2	Interatomic distance (Å)	Clash overlap (Å)
25:BA:2209:C:O2	25:BA:2216:G:C2	2.62	0.51
25:BA:2689:U:H4'	25:BA:2690:C:OP2	2.10	0.51
25:BA:2884:U:H2'	25:BA:2885:C:H5'	1.91	0.51
27:BD:35:LYS:CE	27:BD:64:ILE:C	2.78	0.51
28:BE:34:VAL:HG21	28:BE:64:LYS:HZ1	1.76	0.51
28:BE:59:VAL:HG13	28:BE:63:LEU:CB	2.40	0.51
30:BG:26:GLN:NE2	30:BG:27:ASN:HB2	2.25	0.51
31:BH:86:GLU:HG2	31:BH:87:LEU:H	1.76	0.51
33:BM:130:HIS:CD2	33:BM:134:ARG:HH12	2.29	0.51
37:B0:57:ARG:HB3	37:B0:59:ASP:OD1	2.10	0.51
38:BQ:106:ARG:HA	38:BQ:110:LEU:HD21	1.91	0.51
45:BV:128:VAL:HG23	45:BV:160:GLY:HA3	1.92	0.51
45:BV:142:SER:N	45:BV:143:GLY:HA2	2.24	0.51
1:CA:375:U:OP1	16:CS:69:THR:OG1	2.16	0.51
1:CA:652:U:C4	1:CA:752:G:N3	2.77	0.51
1:CA:952:U:H4'	1:CA:964:A:N1	2.26	0.51
1:CA:1142:G:H2'	1:CA:1143:G:C8	2.45	0.51
1:CA:1291:G:C6	1:CA:1292:U:C4	2.97	0.51
2:CE:178:ARG:HH22	2:CE:196:LEU:C	2.14	0.51
7:CJ:24:THR:HA	7:CJ:27:ILE:HD12	1.91	0.51
22:CB:76:U:O4	22:CB:77:C:N4	2.43	0.51
25:DA:657:U:H2'	25:DA:658:C:C6	2.45	0.51
25:DA:1085:A:C4'	25:DA:1086:A:OP1	2.58	0.51
25:DA:1504:C:O2'	25:DA:1505:C:H5'	2.09	0.51
25:DA:2061:G:H5''	25:DA:2503:A:C2	2.44	0.51
26:DB:43:C:H1'	30:DG:93:THR:O	2.10	0.51
26:DB:44:G:H1'	26:DB:47:C:N4	2.25	0.51
29:DF:63:LYS:CE	29:DF:67:GLN:HB3	2.40	0.51
30:DG:171:ALA:O	30:DG:174:GLU:N	2.43	0.51
32:DK:25:TYR:CE2	32:DK:29:TYR:HD2	2.27	0.51
36:DP:63:LYS:HD3	36:DP:63:LYS:O	1.93	0.51
40:D1:74:LEU:HD12	40:D1:74:LEU:N	2.25	0.51
45:DV:114:GLY:C	45:DV:116:VAL:H	2.13	0.51
51:D5:49:CYS:O	51:D5:56:LYS:HB3	2.10	0.51
1:AA:789:U:C5	1:AA:792:A:OP2	2.60	0.51
1:AA:1008:C:N4	1:AA:1021:G:H1	2.06	0.51
1:AA:1363:A:H1'	1:AA:1365:G:N7	2.25	0.51
22:AB:7:G:C3'	22:AB:8:U:C5'	2.82	0.51
23:AD:11:A:N1	23:AD:26:C:O2	2.43	0.51
25:BA:125:G:H4'	25:BA:126:A:OP2	2.10	0.51
25:BA:479:A:O2'	25:BA:481:G:H2'	2.10	0.51

*Continued on next page...*

*Continued from previous page...*

Atom-1	Atom-2	Interatomic distance (Å)	Clash overlap (Å)
25:BA:963:U:H2'	25:BA:964:C:C6	2.46	0.51
25:BA:1063:G:H2'	25:BA:1064:C:C6	2.44	0.51
25:BA:1168:G:C2	25:BA:1182:A:C2	2.98	0.51
25:BA:2628:C:O2'	25:BA:2781:A:H2'	2.10	0.51
27:BD:35:LYS:H	27:BD:64:ILE:CG2	2.23	0.51
27:BD:72:LYS:HE3	27:BD:75:ILE:HD12	1.91	0.51
28:BE:47:VAL:O	28:BE:48:GLN:C	2.49	0.51
28:BE:50:GLY:HA2	28:BE:76:ARG:O	2.10	0.51
32:BK:95:LYS:O	32:BK:98:ALA:HB3	2.11	0.51
34:BN:3:GLN:HG3	34:BN:4:PRO:HD2	1.91	0.51
41:B2:39:LEU:HD13	41:B2:51:VAL:HG22	1.91	0.51
44:BU:5:MET:CE	44:BU:32:PRO:HA	2.40	0.51
44:BU:50:ARG:O	44:BU:53:PRO:HD2	2.10	0.51
47:BZ:49:VAL:CG1	47:BZ:70:VAL:HG11	2.39	0.51
49:BX:43:ILE:O	49:BX:47:VAL:HG23	2.11	0.51
50:B4:15:ILE:O	50:B4:33:VAL:HG12	2.10	0.51
54:B8:36:LYS:HB2	54:B8:40:GLU:HB3	1.91	0.51
1:CA:57:G:C6	1:CA:58:C:C4	2.98	0.51
1:CA:464:G:C5	1:CA:466:C:OP2	2.63	0.51
1:CA:1355:G:O2'	1:CA:1356:G:H5'	2.10	0.51
12:CO:41:ARG:HH11	12:CO:41:ARG:CB	2.21	0.51
19:CV:66:MET:HA	19:CV:67:VAL:HB	1.92	0.51
23:CC:14:A:C2	23:CC:15:G:H1'	2.45	0.51
25:DA:528:A:C2	25:DA:2043:C:H4'	2.45	0.51
25:DA:654(S):G:C4'	25:DA:654(T):A:OP1	2.57	0.51
25:DA:1570:A:H2'	25:DA:1571:A:C8	2.45	0.51
25:DA:2353:G:H2'	25:DA:2354:G:O4'	2.09	0.51
25:DA:2531:A:C5'	31:DH:157:TYR:CE2	2.91	0.51
33:DM:39:ARG:HH11	33:DM:48:MET:HE2	1.75	0.51
36:DP:3:MET:HG3	36:DP:4:PRO:O	2.10	0.51
40:D1:76:TYR:OH	40:D1:93:LYS:HE2	2.10	0.51
41:D2:35:LEU:O	41:D2:37:VAL:HG13	2.09	0.51
44:DU:19:LYS:HE3	44:DU:71:LYS:HZ2	1.75	0.51
44:DU:63:LYS:HA	44:DU:63:LYS:HZ3	1.72	0.51
1:AA:147:G:C2	1:AA:176:C:O2	2.64	0.51
1:AA:374:A:C6	1:AA:375:U:C4	2.98	0.51
1:AA:942:G:C2	1:AA:943:U:C6	2.99	0.51
1:AA:961:U:OP2	1:AA:1223:C:H1'	2.10	0.51
1:AA:965:A:C2	1:AA:969:A:C2	2.98	0.51
2:AE:17:PHE:HD1	2:AE:17:PHE:O	1.93	0.51
2:AE:22:LYS:HA	2:AE:22:LYS:HZ2	1.75	0.51

*Continued on next page...*

*Continued from previous page...*

Atom-1	Atom-2	Interatomic distance (Å)	Clash overlap (Å)
13:AP:115:LYS:O	13:AP:117:VAL:CG1	2.58	0.51
23:AD:19:G:C1'	23:AD:59:A:H2	2.21	0.51
25:BA:447:A:N1	25:BA:454:A:O2'	2.39	0.51
25:BA:827:U:H5'	25:BA:828:U:O5'	2.11	0.51
25:BA:1359:A:O4'	25:BA:1359:A:N3	2.43	0.51
25:BA:1983:C:H2'	25:BA:1984:G:H5'	1.93	0.51
25:BA:2565:A:H62	34:BN:28:SER:HB2	1.76	0.51
27:BD:25:THR:O	27:BD:26:LYS:C	2.47	0.51
27:BD:34:VAL:O	27:BD:34:VAL:CG1	2.57	0.51
32:BK:101:LEU:HD22	32:BK:109:ILE:HG23	1.92	0.51
33:BM:42:TRP:O	40:B1:64:ARG:NH2	2.43	0.51
35:BO:62:LEU:CD2	54:B8:30:ARG:HH22	2.08	0.51
37:B0:2:ARG:HG3	37:B0:5:LYS:NZ	2.25	0.51
47:BZ:56:GLN:HG3	47:BZ:83:GLU:C	2.29	0.51
1:CA:332:G:OP2	20:CW:10:LEU:HD13	2.10	0.51
1:CA:560:U:H4'	1:CA:561:U:O5'	2.09	0.51
1:CA:827:U:H5''	1:CA:828:A:OP2	2.11	0.51
1:CA:978:A:C5'	1:CA:979:C:OP2	2.58	0.51
1:CA:1061:G:H1'	10:CM:56:HIS:CE1	2.45	0.51
1:CA:1065:U:C5	1:CA:1190:G:H1'	2.46	0.51
1:CA:1157:A:C2	1:CA:1181:G:H1'	2.46	0.51
2:CE:233:SER:HB3	2:CE:234:PRO:CD	2.36	0.51
9:CL:99:LEU:HB3	9:CL:101:PHE:CE1	2.45	0.51
13:CP:29:ARG:HD3	13:CP:64:TRP:CD2	2.44	0.51
23:CC:21:U:O2	23:CC:21:U:C2'	2.50	0.51
23:CD:61:U:O2'	23:CD:62:C:H5'	2.10	0.51
25:DA:19:C:H2'	25:DA:20:C:C6	2.45	0.51
25:DA:1226:G:P	41:D2:85:LYS:HA	2.50	0.51
25:DA:1609:A:O2'	25:DA:1610:A:H5'	2.11	0.51
25:DA:1796:U:H2'	25:DA:1797:C:C6	2.45	0.51
25:DA:2056:G:N3	25:DA:2056:G:H2'	2.25	0.51
25:DA:2065:C:H2'	25:DA:2066:C:H6	1.74	0.51
27:DD:73:VAL:HG13	27:DD:120:GLY:HA3	1.92	0.51
28:DE:27:LEU:O	28:DE:27:LEU:HG	2.11	0.51
29:DF:84:VAL:HG22	29:DF:84:VAL:O	2.11	0.51
29:DF:125:LEU:HD12	29:DF:196:LEU:HD21	1.92	0.51
29:DF:155:LEU:HD23	29:DF:186:ILE:HD13	1.92	0.51
31:DH:151:ILE:O	31:DH:152:ARG:NE	2.42	0.51
36:DP:31:ASP:H	36:DP:107:ALA:CB	2.23	0.51
48:DW:17:SER:HB2	48:DW:18:PRO:CA	2.40	0.51
48:DW:17:SER:CB	48:DW:18:PRO:CA	2.88	0.51

*Continued on next page...*

*Continued from previous page...*

Atom-1	Atom-2	Interatomic distance (Å)	Clash overlap (Å)
2:AE:8:LYS:H	2:AE:8:LYS:CE	2.23	0.51
2:AE:189:ASP:OD1	2:AE:191:ASP:HB2	2.11	0.51
9:AL:81:ILE:O	9:AL:85:LEU:HG	2.10	0.51
23:AC:2:G:H2'	23:AC:3:C:C6	2.45	0.51
25:BA:18:C:O3'	40:B1:23:GLY:HA2	2.10	0.51
25:BA:325:G:O2'	25:BA:326:G:H5'	2.09	0.51
25:BA:1085:A:N3	25:BA:1086:A:N7	2.58	0.51
25:BA:1786:A:H1'	25:BA:1938:A:N6	2.25	0.51
28:BE:31:CYS:N	28:BE:91:VAL:O	2.39	0.51
29:BF:64:ILE:HG23	29:BF:65:TRP:CD1	2.46	0.51
33:BM:34:LEU:HD21	33:BM:120:LEU:HB2	1.91	0.51
44:BU:42:VAL:HG12	44:BU:65:ALA:HB3	1.91	0.51
50:B4:36:CYS:O	50:B4:39:CYS:SG	2.69	0.51
1:CA:180:U:H2'	1:CA:181:G:H5'	1.92	0.51
1:CA:668:G:C2'	1:CA:669:U:H5'	2.41	0.51
1:CA:1305:G:H5'	21:CX:4:GLY:HA3	1.91	0.51
2:CE:231:GLU:HB3	2:CE:232:PRO:HD3	1.92	0.51
5:CH:90:VAL:O	5:CH:120:THR:HA	2.10	0.51
10:CM:48:THR:HA	10:CM:62:HIS:CB	2.40	0.51
23:CC:76:C:H2'	23:CC:77:A:C8	2.46	0.51
23:CD:6:G:C2	23:CD:7:G:N7	2.78	0.51
25:DA:17:G:H4'	40:D1:25:TRP:CH2	2.45	0.51
25:DA:64:A:C4	43:DT:66:LEU:HD12	2.45	0.51
25:DA:588:U:H2'	25:DA:589:C:C6	2.45	0.51
25:DA:646:A:H2'	25:DA:647:G:O4'	2.10	0.51
25:DA:1027:A:N6	25:DA:1126:A:C4	2.79	0.51
25:DA:1063:G:C6	25:DA:1064:C:C2	2.99	0.51
25:DA:1421:G:C2	25:DA:1422:G:C8	2.99	0.51
25:DA:2117:A:N1	25:DA:2162:G:OP1	2.43	0.51
25:DA:2121:G:H1	25:DA:2177:C:H42	1.58	0.51
25:DA:2389:G:H5''	25:DA:2390:U:O4'	2.11	0.51
27:DD:43:ARG:CB	27:DD:54:ARG:HB2	2.40	0.51
28:DE:60:ASN:O	28:DE:62:PRO:CD	2.59	0.51
28:DE:64:LYS:HB3	28:DE:66:HIS:HD2	1.73	0.51
30:DG:41:GLN:HE21	30:DG:60:LEU:HD12	1.76	0.51
52:D6:9:LEU:HD13	52:D6:11:LEU:HD21	1.92	0.51
1:AA:724:G:C2	1:AA:725:G:C8	2.98	0.51
1:AA:1053:G:O6	1:AA:1199:U:H2'	2.10	0.51
2:AE:16:HIS:ND1	2:AE:16:HIS:N	2.56	0.51
3:AF:58:GLU:HB2	3:AF:65:ALA:HB3	1.91	0.51
9:AL:34:ASN:O	9:AL:38:GLN:HB2	2.10	0.51

*Continued on next page...*

*Continued from previous page...*

Atom-1	Atom-2	Interatomic distance (Å)	Clash overlap (Å)
23:AC:19:G:H4'	23:AC:20:G:OP1	2.10	0.51
25:BA:613:U:O2	25:BA:613:U:O4'	2.23	0.51
25:BA:1388:G:C2'	25:BA:1389:G:H5'	2.39	0.51
25:BA:2119:A:N1	25:BA:2170:A:C5	2.78	0.51
25:BA:2261:C:O2'	25:BA:2262:U:H5'	2.10	0.51
29:BF:32:LEU:HD12	29:BF:32:LEU:C	2.30	0.51
30:BG:2:PRO:HB3	50:B4:25:TYR:CE1	2.45	0.51
30:BG:131:TYR:O	30:BG:159:VAL:HG13	2.10	0.51
45:BV:48:PHE:CE2	45:BV:71:VAL:HG21	2.46	0.51
1:CA:116:A:OP2	1:CA:116:A:C8	2.64	0.51
1:CA:1128:C:H2'	1:CA:1129:C:O5'	2.09	0.51
1:CA:1213:A:N1	1:CA:1215:G:H1'	2.26	0.51
1:CA:1269:A:C2	1:CA:1313:U:H1'	2.45	0.51
2:CE:239:VAL:O	2:CE:240:GLN:HB2	2.09	0.51
19:CV:18:LYS:HA	19:CV:21:GLU:HG2	1.93	0.51
22:CB:27:G:O6	22:CB:45:U:O2	2.28	0.51
23:CC:40:C:H6	23:CC:40:C:O5'	1.93	0.51
23:CD:71:G:C2'	23:CD:72:C:H5'	2.40	0.51
25:DA:767:U:O2'	25:DA:768:G:H5'	2.11	0.51
25:DA:973:A:O4'	25:DA:1188:U:C6	2.64	0.51
25:DA:1011:G:OP1	40:D1:75:ASN:HB3	2.09	0.51
25:DA:1060:U:C2	25:DA:1088:A:H8	2.29	0.51
25:DA:1060:U:N3	25:DA:1088:A:H8	2.08	0.51
25:DA:1763:G:C4'	25:DA:1763:G:OP1	2.59	0.51
25:DA:2274:A:N1	25:DA:2276:G:H1'	2.26	0.51
26:DB:87:G:N2	26:DB:89(A):A:OP2	2.44	0.51
27:DD:27:THR:O	27:DD:28:GLU:HB2	2.11	0.51
27:DD:44:ASN:OD1	27:DD:44:ASN:N	2.43	0.51
27:DD:96:HIS:CE1	27:DD:102:LYS:HD3	2.45	0.51
39:DR:74:ARG:NH1	39:DR:74:ARG:CG	2.65	0.51
41:D2:5:VAL:HB	41:D2:37:VAL:CG1	2.41	0.51
45:DV:59:LEU:HG	45:DV:69:THR:OG1	2.10	0.51
47:DZ:91:LYS:O	47:DZ:92:LYS:C	2.48	0.51
54:D8:32:LEU:HB2	54:D8:36:LYS:CE	2.39	0.51
1:AA:81:G:H2'	1:AA:82:U:O4'	2.10	0.51
1:AA:644:G:H2'	1:AA:645:C:O4'	2.11	0.51
1:AA:926:G:C5'	1:AA:927:G:O5'	2.58	0.51
1:AA:941:G:N2	1:AA:942:G:H1'	2.25	0.51
3:AF:20:SER:CB	3:AF:40:ARG:HH22	2.23	0.51
4:AG:126:ILE:CG2	4:AG:127:THR:N	2.73	0.51
4:AG:141:ARG:HB3	4:AG:142:PRO:HD2	1.91	0.51

*Continued on next page...*

*Continued from previous page...*

Atom-1	Atom-2	Interatomic distance (Å)	Clash overlap (Å)
5:AH:142:LEU:O	5:AH:143:ARG:NH1	2.43	0.51
8:AK:64:LYS:O	8:AK:65:TYR:HD1	1.93	0.51
23:AC:77:A:C8	23:AC:77:A:H5'	2.46	0.51
25:BA:125:G:C6	53:B7:10:ARG:HG3	2.45	0.51
25:BA:910:A:N1	25:BA:2277:G:H1'	2.25	0.51
25:BA:930:U:O4'	25:BA:930:U:O2	2.26	0.51
25:BA:1177:A:H5''	25:BA:1178:C:O5'	2.09	0.51
25:BA:1760:A:O2'	25:BA:1761:C:H5'	2.10	0.51
25:BA:2148:G:H2'	25:BA:2149:G:H8	1.75	0.51
25:BA:2199:A:H5'	47:BZ:50:ARG:HH21	1.74	0.51
25:BA:2392:A:H2	25:BA:2424:C:N4	2.07	0.51
28:BE:59:VAL:CG2	28:BE:73:GLU:HB3	2.38	0.51
44:BU:43:ASN:HA	44:BU:64:GLU:HA	1.93	0.51
48:BW:65:ASN:ND2	48:BW:69:ARG:HE	2.08	0.51
1:CA:67:C:H2'	1:CA:68:G:C8	2.45	0.51
1:CA:1268:A:O2'	1:CA:1269:A:O5'	2.26	0.51
2:CE:48:MET:HA	2:CE:51:LEU:HB2	1.92	0.51
2:CE:56:ARG:HA	2:CE:56:ARG:HH11	1.75	0.51
3:CF:6:HIS:NE2	3:CF:184:TYR:CE2	2.79	0.51
15:CR:76:GLU:HA	15:CR:79:ARG:HD2	1.91	0.51
22:CB:66:U:O2	22:CB:68:A:N7	2.44	0.51
25:DA:4:C:H2'	25:DA:5:A:O4'	2.11	0.51
25:DA:83:G:N2	25:DA:103:A:OP2	2.43	0.51
25:DA:305:U:H2'	25:DA:306:U:C6	2.46	0.51
25:DA:743:G:C2'	25:DA:744:G:H5'	2.41	0.51
25:DA:954:G:O2'	25:DA:2274:A:N1	2.41	0.51
25:DA:2057:A:HO2'	25:DA:2058:A:H5'	1.76	0.51
25:DA:2446:G:C3'	25:DA:2447:G:H5''	2.40	0.51
31:DH:169:VAL:HG22	31:DH:170:ARG:H	1.76	0.51
34:DN:8:LEU:HD13	34:DN:82:ASN:HB3	1.92	0.51
35:DO:122:PRO:CB	35:DO:141:ALA:HB1	2.39	0.51
36:DP:20:ALA:O	36:DP:21:THR:CB	2.58	0.51
37:D0:117:VAL:O	37:D0:118:GLU:HB2	2.11	0.51
40:D1:95:LEU:HD21	41:D2:13:ARG:HB2	1.91	0.51
41:D2:61:VAL:O	41:D2:61:VAL:HG13	2.10	0.51
44:DU:84:ARG:O	44:DU:84:ARG:HG3	2.11	0.51
45:DV:23:LYS:HD3	45:DV:39:VAL:O	2.11	0.51
54:D8:52:LYS:HD3	54:D8:52:LYS:H	1.75	0.51
1:AA:1256:A:H4'	1:AA:1258:G:C4	2.45	0.51
2:AE:31:TYR:O	2:AE:42:ILE:HG13	2.10	0.51
2:AE:91:PRO:HG3	2:AE:155:LEU:HB2	1.92	0.51

*Continued on next page...*

*Continued from previous page...*

Atom-1	Atom-2	Interatomic distance (Å)	Clash overlap (Å)
2:AE:130:ARG:HH21	2:AE:138:LEU:HD11	1.75	0.51
3:AF:11:ARG:HH21	3:AF:180:ALA:HB3	1.74	0.51
3:AF:50:ALA:O	3:AF:70:VAL:HG13	2.10	0.51
4:AG:117:ALA:O	4:AG:121:VAL:HG23	2.10	0.51
11:AN:121:PRO:HG2	11:AN:126:ARG:CG	2.34	0.51
25:BA:330:A:C2	25:BA:1210:A:H2'	2.44	0.51
25:BA:883:G:N2	25:BA:893:C:N3	2.52	0.51
25:BA:1266:G:O2'	25:BA:2012:G:O6	2.20	0.51
25:BA:1526:G:H2'	25:BA:1527:G:O4'	2.11	0.51
25:BA:1800:C:H5''	27:BD:147:LEU:HD21	1.91	0.51
26:BB:0:A:H2'	26:BB:1:U:C6	2.46	0.51
27:BD:272:ALA:HB1	27:BD:273:ARG:HA	0.68	0.51
28:BE:119:ARG:HD3	28:BE:160:TYR:CD2	2.46	0.51
30:BG:7:LEU:HD23	30:BG:100:TRP:HZ3	1.74	0.51
30:BG:67:LYS:HG2	50:B4:5:ILE:HG23	1.93	0.51
32:BK:99:GLU:O	32:BK:102:SER:HB2	2.10	0.51
38:BQ:93:LYS:HG2	38:BQ:95:HIS:HB2	1.92	0.51
43:BT:55:ASN:HB2	43:BT:80:ILE:HG13	1.93	0.51
52:B6:40:CYS:HA	52:B6:46:HIS:CA	2.34	0.51
1:CA:374:A:C6	1:CA:375:U:C4	2.99	0.51
1:CA:1112:C:C2	3:CF:178:LEU:HB2	2.46	0.51
1:CA:1162:C:N4	1:CA:1174:G:H1	2.06	0.51
1:CA:1267:C:O2	1:CA:1267:C:C2'	2.59	0.51
1:CA:1486:G:H2'	1:CA:1487:G:O4'	2.11	0.51
5:CH:102:ALA:HB2	5:CH:120:THR:OG1	2.11	0.51
7:CJ:65:ALA:O	7:CJ:69:VAL:HG23	2.10	0.51
25:DA:260:G:O4'	25:DA:621:A:H1'	2.11	0.51
25:DA:330:A:H2	25:DA:1210:A:H2'	1.76	0.51
25:DA:607:U:N3	25:DA:621:A:C2	2.71	0.51
25:DA:705:A:H1'	27:DD:9:TYR:CE1	2.46	0.51
25:DA:971:C:H2'	25:DA:972:G:C5'	2.41	0.51
25:DA:2209:C:O2	25:DA:2216:G:C2	2.63	0.51
25:DA:2377:A:H2'	25:DA:2378:A:C8	2.46	0.51
25:DA:2447:G:H1'	25:DA:2448:A:OP2	2.10	0.51
25:DA:2571:C:C5'	25:DA:2572:A:H5''	2.35	0.51
25:DA:2750:A:C8	25:DA:2752:C:N4	2.76	0.51
25:DA:2779:U:O2	25:DA:2779:U:O4'	2.29	0.51
26:DB:1:U:H2'	26:DB:2:C:O4'	2.10	0.51
29:DF:51:THR:HG21	29:DF:92:PRO:HD2	1.93	0.51
31:DH:136:ILE:O	31:DH:137:ASP:HB2	2.11	0.51
36:DP:58:PHE:C	36:DP:60:ARG:H	2.13	0.51

*Continued on next page...*

*Continued from previous page...*

Atom-1	Atom-2	Interatomic distance (Å)	Clash overlap (Å)
38:DQ:38:GLN:OE1	38:DQ:47:THR:OG1	2.22	0.51
45:DV:156:LYS:O	45:DV:157:LEU:HB2	2.09	0.51
53:D7:12:ARG:NH2	53:D7:44:PRO:HB3	2.26	0.51
1:AA:191:G:C4	20:AW:105:SER:HB2	2.45	0.51
1:AA:1128:C:O2'	1:AA:1130:A:C8	2.50	0.51
1:AA:1305:G:H5''	21:AX:4:GLY:C	2.31	0.51
16:AS:51:VAL:HG12	16:AS:52:ASP:N	2.26	0.51
20:AW:89:ARG:NH2	20:AW:104:LEU:HD11	2.23	0.51
22:AB:64:G:O2'	22:AB:65:U:H5'	2.11	0.51
23:AD:10:G:C6	23:AD:27:G:N2	2.79	0.51
25:BA:57:C:H2'	25:BA:58:G:O4'	2.11	0.51
25:BA:511:U:C5	25:BA:512:G:C5	2.99	0.51
25:BA:1331:A:O2'	25:BA:1332:G:H8	1.93	0.51
25:BA:1403:C:C5'	25:BA:1471:A:H1'	2.38	0.51
25:BA:1449(A):G:H2'	25:BA:1450:C:H6	1.76	0.51
25:BA:1937:A:H1'	25:BA:1938:A:OP1	2.11	0.51
25:BA:1952:A:C4	34:BN:22:ILE:HG13	2.46	0.51
27:BD:134:ARG:HG3	27:BD:135:PHE:CE2	2.46	0.51
36:BP:88:GLY:O	36:BP:90:VAL:O	2.29	0.51
49:BX:8:LEU:HD13	49:BX:31:LEU:CD2	2.41	0.51
52:B6:28:ARG:HB3	52:B6:28:ARG:NH1	2.26	0.51
52:B6:48:VAL:O	52:B6:49:HIS:HB2	2.11	0.51
1:CA:243:A:C2	1:CA:245:C:C2	2.99	0.51
1:CA:575:G:H4'	1:CA:576:G:OP1	2.10	0.51
1:CA:757:U:H2'	1:CA:758:G:O4'	2.11	0.51
1:CA:952:U:C5	13:CP:104:ARG:NH2	2.74	0.51
1:CA:960:U:C2'	1:CA:960:U:O2	2.59	0.51
1:CA:977:A:C2	1:CA:1224:G:C6	2.98	0.51
1:CA:1279:A:O2'	1:CA:1281:U:OP2	2.24	0.51
2:CE:136:VAL:O	2:CE:139:LYS:HB3	2.11	0.51
5:CH:43:LEU:HD22	5:CH:136:MET:HG3	1.93	0.51
5:CH:63:ARG:HA	5:CH:66:MET:CE	2.41	0.51
6:CI:69:GLU:OE1	6:CI:69:GLU:N	2.26	0.51
19:CV:65:ASN:HB2	19:CV:66:MET:CE	2.39	0.51
23:CC:35:C:O2	23:CC:36:A:C8	2.64	0.51
25:DA:729:G:C6	27:DD:208:LYS:HB2	2.46	0.51
25:DA:748:G:C8	42:DS:89:ALA:HB1	2.46	0.51
25:DA:833:U:O2	35:DO:55:ARG:NH1	2.40	0.51
25:DA:1170:G:O6	25:DA:1179:C:N3	2.44	0.51
25:DA:1341:U:H2'	25:DA:1397:U:O2	2.11	0.51
25:DA:2346:A:H5'	25:DA:2383:G:H1'	1.93	0.51

*Continued on next page...*



*Continued from previous page...*

Atom-1	Atom-2	Interatomic distance (Å)	Clash overlap (Å)
27:DD:35:LYS:CE	27:DD:104:TYR:CD1	2.93	0.51
27:DD:36:PRO:HA	27:DD:62:TYR:O	2.11	0.51
28:DE:134:ILE:HA	28:DE:137:HIS:CD2	2.46	0.51
31:DH:102:ALA:HA	31:DH:117:PRO:HD3	1.92	0.51
33:DM:137:LYS:HA	33:DM:137:LYS:NZ	2.25	0.51
43:DT:36:LYS:HD2	43:DT:56:THR:OG1	2.11	0.51
48:DW:41:ILE:CD1	48:DW:44:LEU:HG	2.37	0.51
1:AA:533:A:C2	1:AA:536:C:C5	2.98	0.51
1:AA:673:G:H5''	6:AI:87:ARG:NH1	2.26	0.51
1:AA:1436:U:H2'	1:AA:1437:C:O4'	2.10	0.51
2:AE:19:HIS:HD2	2:AE:20:GLU:OE1	1.93	0.51
11:AN:18:ARG:HB3	11:AN:33:THR:OG1	2.11	0.51
25:BA:1535:U:H3'	25:BA:1536:A:C5'	2.38	0.51
25:BA:2031:A:C6	25:BA:2498:C:H1'	2.45	0.51
25:BA:2135:A:N6	25:BA:2156:G:O2'	2.43	0.51
25:BA:2264:C:H2'	25:BA:2264:C:O2	2.11	0.51
25:BA:2287:A:N1	25:BA:2346:A:H2	2.09	0.51
25:BA:2291:U:O2'	25:BA:2374:C:O2	2.28	0.51
30:BG:107:LEU:HD11	30:BG:178:PHE:CE1	2.46	0.51
30:BG:115:ARG:O	30:BG:116:ASP:HB2	2.10	0.51
30:BG:133:LEU:HD21	30:BG:157:ILE:HB	1.93	0.51
30:BG:172:LEU:O	30:BG:176:LEU:HD12	2.11	0.51
32:BK:110:ASP:HB3	32:BK:111:PRO:C	2.30	0.51
35:BO:94:GLU:OE2	35:BO:94:GLU:HA	2.11	0.51
36:BP:105:GLU:HG2	36:BP:105:GLU:O	2.11	0.51
39:BR:61:PHE:CD2	39:BR:61:PHE:N	2.79	0.51
40:B1:50:ARG:HG2	40:B1:53:ARG:NH2	2.25	0.51
44:BU:19:LYS:HG2	44:BU:20:TYR:CD1	2.46	0.51
52:B6:11:LEU:HD11	52:B6:51:GLU:OE2	2.11	0.51
1:CA:485:G:H1'	1:CA:486:U:H5	1.75	0.51
1:CA:555:C:H2'	1:CA:556:C:C6	2.46	0.51
1:CA:677:U:H3	1:CA:713:G:H22	1.59	0.51
2:CE:32:ILE:O	2:CE:32:ILE:HG13	2.06	0.51
3:CF:199:LYS:HG2	3:CF:201:TYR:HE1	1.76	0.51
5:CH:36:ASP:OD2	5:CH:38:GLN:HB2	2.10	0.51
7:CJ:86:GLN:HE22	23:CD:32:G:H21	1.58	0.51
9:CL:8:GLY:HA2	9:CL:79:LEU:HD12	1.93	0.51
10:CM:6:ILE:HG22	10:CM:98:ILE:HG23	1.91	0.51
13:CP:66:LEU:HA	13:CP:70:LEU:HD12	1.93	0.51
14:CQ:29:ARG:O	14:CQ:30:ALA:CB	2.59	0.51
20:CW:75:ASN:OD1	20:CW:75:ASN:N	2.44	0.51

*Continued on next page...*

*Continued from previous page...*

Atom-1	Atom-2	Interatomic distance (Å)	Clash overlap (Å)
23:CD:15:G:H22	23:CD:60:A:H1'	1.76	0.51
23:CD:52:C:C2	23:CD:53:G:C8	2.99	0.51
25:DA:21:A:O2'	25:DA:22:C:H5'	2.11	0.51
25:DA:912:C:C2	25:DA:913:U:C5	2.98	0.51
25:DA:1444(A):A:H4'	25:DA:1460:A:H2'	1.93	0.51
25:DA:2439:A:C5'	25:DA:2439:A:H8	2.22	0.51
25:DA:2784:C:O2	28:DE:37:ARG:NH2	2.43	0.51
27:DD:58:HIS:HD2	27:DD:59:LYS:O	1.93	0.51
28:DE:13:ARG:O	39:DR:57:PHE:HE1	1.93	0.51
35:DO:98:GLU:O	35:DO:102:ARG:HB2	2.11	0.51
36:DP:59:ARG:CG	36:DP:59:ARG:NH2	2.71	0.51
49:DX:23:LEU:HD11	49:DX:53:LEU:CD1	2.41	0.51
49:DX:23:LEU:HD11	49:DX:53:LEU:HD11	1.92	0.51
1:AA:989:C:N4	1:AA:1216:G:H1	2.09	0.51
2:AE:39:ILE:HG22	2:AE:40:HIS:O	2.11	0.51
12:AO:39:VAL:HG12	12:AO:41:ARG:HG2	1.92	0.51
13:AP:25:ILE:HD11	13:AP:60:VAL:CG1	2.41	0.51
13:AP:61:GLU:O	50:B4:49:PHE:HE2	1.93	0.51
16:AS:58:TYR:C	16:AS:58:TYR:HD1	2.15	0.51
25:BA:444:C:C4'	29:BF:49:ALA:HB2	2.41	0.51
25:BA:751:A:H5'	42:BS:90:ARG:HA	1.93	0.51
25:BA:2862:G:C5	25:BA:2863:C:C5	2.99	0.51
28:BE:23:VAL:CG1	28:BE:185:LYS:CB	2.57	0.51
33:BM:7:LYS:H	33:BM:7:LYS:HD2	1.75	0.51
36:BP:57:HIS:ND1	36:BP:117:ALA:HB2	2.26	0.51
37:B0:103:ARG:NH1	42:BS:40:ASN:HD22	2.06	0.51
38:BQ:51:ALA:HB3	38:BQ:73:LEU:HG	1.92	0.51
39:BR:74:ARG:HD3	39:BR:76:PHE:HZ	1.75	0.51
40:B1:58:ARG:HA	40:B1:61:TRP:CE3	2.46	0.51
50:B4:59:PHE:HA	50:B4:62:ARG:HG2	1.93	0.51
51:B5:51:TYR:H	51:B5:56:LYS:HB3	1.76	0.51
1:CA:57:G:C5	1:CA:58:C:C4	2.99	0.51
1:CA:877:C:H5''	8:CK:88:LYS:HE3	1.93	0.51
1:CA:1002:G:H1	1:CA:1038:C:H42	1.58	0.51
1:CA:1027:C:O2'	1:CA:1028:C:O5'	2.28	0.51
2:CE:6:THR:HG23	2:CE:7:VAL:N	2.25	0.51
2:CE:215:LEU:O	2:CE:219:VAL:HG12	2.11	0.51
4:CG:91:SER:OG	4:CG:191:ARG:HG3	2.11	0.51
9:CL:97:LYS:HG3	9:CL:98:PRO:N	2.26	0.51
17:CT:45:HIS:CD2	17:CT:47:PRO:HD3	2.46	0.51
19:CV:66:MET:CE	50:D4:55:ARG:HB2	2.41	0.51

*Continued on next page...*

*Continued from previous page...*

Atom-1	Atom-2	Interatomic distance (Å)	Clash overlap (Å)
23:CD:54:G:H2'	23:CD:55:U:H6	1.76	0.51
25:DA:43:G:H2'	25:DA:44:A:O4'	2.11	0.51
25:DA:1599:C:C5'	43:DT:35:THR:HG22	2.39	0.51
25:DA:1973:G:H2'	25:DA:1974:C:C6	2.46	0.51
25:DA:2138:C:H42	25:DA:2153:G:H1	1.59	0.51
25:DA:2816:C:O3'	37:D0:99:LYS:NZ	2.44	0.51
33:DM:90:MET:SD	33:DM:97:ARG:HB3	2.50	0.51
35:DO:65:ARG:NH1	35:DO:65:ARG:CG	2.58	0.51
35:DO:134:ALA:O	35:DO:138:LEU:HD12	2.11	0.51
45:DV:108:PRO:O	45:DV:143:GLY:HA3	2.11	0.51
47:DZ:87:PRO:CA	47:DZ:90:ILE:HG23	2.30	0.51
54:D8:52:LYS:C	54:D8:54:GLU:H	2.15	0.51
1:AA:185:A:H2'	1:AA:186:C:H6	1.75	0.50
1:AA:428:G:O4'	1:AA:430:A:C8	2.64	0.50
1:AA:953:G:C5'	1:AA:965:A:H61	2.23	0.50
4:AG:86:LYS:H	4:AG:86:LYS:HD2	1.75	0.50
9:AL:97:LYS:HB3	9:AL:98:PRO:HD3	1.93	0.50
23:AC:24:C:H2'	23:AC:25:U:C6	2.46	0.50
23:AC:59:A:C5	23:AC:62:C:N3	2.79	0.50
23:AD:67:C:N4	23:AD:68:C:H41	2.07	0.50
23:AD:71:G:C2'	23:AD:72:C:H5'	2.40	0.50
25:BA:26:G:C6	25:BA:27:G:N1	2.79	0.50
25:BA:242:G:C5'	54:B8:62:LEU:HD13	2.40	0.50
25:BA:287:C:H2'	25:BA:288:C:C6	2.46	0.50
25:BA:1386:C:OP2	25:BA:1396:U:H5	1.94	0.50
25:BA:2496:C:P	36:BP:81:VAL:HG13	2.51	0.50
25:BA:2564:A:C2	25:BA:2647:U:H4'	2.46	0.50
25:BA:2689:U:C4'	25:BA:2690:C:OP2	2.58	0.50
25:BA:2774:C:H2'	25:BA:2775:A:O4'	2.11	0.50
25:BA:2811:G:H2'	25:BA:2812:G:H5'	1.92	0.50
27:BD:25:THR:HG22	27:BD:26:LYS:N	2.25	0.50
29:BF:7:TYR:CD1	29:BF:7:TYR:N	2.78	0.50
33:BM:32:THR:HG22	33:BM:37:LYS:HB2	1.93	0.50
41:B2:34:GLU:HA	41:B2:57:VAL:O	2.10	0.50
54:B8:36:LYS:CG	54:B8:40:GLU:HG2	2.40	0.50
1:CA:439:A:H2'	1:CA:440:A:O5'	2.11	0.50
1:CA:1009:G:C2	1:CA:1010:G:C8	2.99	0.50
1:CA:1122:U:N3	1:CA:1123:A:N7	2.59	0.50
1:CA:1128:C:C2'	1:CA:1129:C:O5'	2.59	0.50
8:CK:136:GLU:O	8:CK:136:GLU:HG3	2.10	0.50
11:CN:63:LEU:HD23	11:CN:63:LEU:N	2.25	0.50

*Continued on next page...*

*Continued from previous page...*

Atom-1	Atom-2	Interatomic distance (Å)	Clash overlap (Å)
18:CU:29:PHE:N	18:CU:29:PHE:HD2	2.09	0.50
25:DA:226:G:N2	25:DA:228:A:H62	1.82	0.50
25:DA:270(L):U:H3	32:DK:50:ARG:NH1	2.09	0.50
25:DA:1144:G:C2	25:DA:1145:C:C2	2.99	0.50
25:DA:1531:C:H42	25:DA:1540:G:H1	1.59	0.50
25:DA:2129:C:C2'	25:DA:2130:U:H5'	2.41	0.50
25:DA:2513:G:N2	28:DE:143:ASN:HD21	2.09	0.50
25:DA:2682:U:C5	28:DE:11:MET:HE1	2.46	0.50
25:DA:2777:G:C5'	25:DA:2778:A:H5'	2.30	0.50
35:DO:124:LYS:HA	35:DO:143:GLY:O	2.11	0.50
39:DR:26:ASP:HB2	39:DR:90:GLN:O	2.11	0.50
39:DR:93:ARG:CG	39:DR:117:ASP:HB2	2.40	0.50
46:D3:53:MET:HA	46:D3:58:THR:O	2.12	0.50
47:DZ:19:GLN:HB2	47:DZ:35:THR:O	2.11	0.50
54:D8:33:ASN:O	54:D8:34:TRP:HD1	1.87	0.50
54:D8:52:LYS:CB	54:D8:53:PRO:CD	2.90	0.50
1:AA:389:A:H2'	1:AA:390:C:H5'	1.94	0.50
1:AA:1002:G:C4	1:AA:1003:G:C8	2.99	0.50
1:AA:1298:C:H4'	1:AA:1299:A:N9	2.24	0.50
2:AE:237:ALA:H	2:AE:239:VAL:HG23	1.76	0.50
4:AG:7:PRO:HB2	4:AG:10:ARG:HD2	1.92	0.50
8:AK:51:VAL:HG11	8:AK:60:ARG:HG3	1.93	0.50
9:AL:22:GLY:HA3	9:AL:60:ASP:CG	2.32	0.50
18:AU:22:VAL:HA	18:AU:25:THR:OG1	2.11	0.50
23:AC:2:G:H2'	23:AC:3:C:H6	1.77	0.50
23:AD:6:G:H2'	23:AD:7:G:H8	1.77	0.50
25:BA:88:G:O2'	25:BA:89:G:H5'	2.11	0.50
25:BA:236:C:H2'	25:BA:237:C:C6	2.47	0.50
25:BA:660:G:N2	35:BO:12:ALA:HA	2.26	0.50
25:BA:1065:U:H1'	25:BA:1074:G:N2	2.26	0.50
25:BA:1510:A:H4'	25:BA:1510:A:OP1	2.10	0.50
25:BA:1528:A:C2	25:BA:1543:A:N1	2.79	0.50
25:BA:2133:G:N3	25:BA:2158:A:N6	2.58	0.50
25:BA:2701:C:C3'	25:BA:2702:U:H5''	2.39	0.50
27:BD:35:LYS:CB	27:BD:64:ILE:H	2.24	0.50
30:BG:124:SER:HB2	30:BG:131:TYR:CE1	2.46	0.50
31:BH:11:VAL:CB	31:BH:12:PRO:HD2	2.37	0.50
35:BO:38:GLN:HG2	35:BO:45:LEU:CD1	2.41	0.50
38:BQ:85:VAL:CG2	38:BQ:112:PHE:HE1	2.15	0.50
44:BU:84:ARG:HH12	44:BU:97:ARG:HB2	1.76	0.50
1:CA:358:U:H2'	1:CA:359:U:H6	1.76	0.50

*Continued on next page...*

*Continued from previous page...*

Atom-1	Atom-2	Interatomic distance (Å)	Clash overlap (Å)
1:CA:961:U:OP2	1:CA:1223:C:O2'	2.17	0.50
1:CA:972:C:OP2	10:CM:57:LYS:CD	2.59	0.50
1:CA:1128:C:C5'	9:CL:16:ARG:HH22	2.24	0.50
1:CA:1141:C:H2'	1:CA:1142:G:C8	2.44	0.50
1:CA:1392:G:N2	1:CA:1502:A:C8	2.76	0.50
11:CN:34:ASP:HB2	11:CN:35:PRO:HD2	1.93	0.50
18:CU:22:VAL:CG2	18:CU:23:LYS:N	2.75	0.50
23:CD:55:U:N3	23:CD:56:U:H5	2.07	0.50
25:DA:528:A:O2'	25:DA:529:A:H5'	2.11	0.50
25:DA:627:A:H4'	25:DA:628:G:OP1	2.10	0.50
25:DA:1061:U:H4'	25:DA:1070:A:O2'	2.12	0.50
25:DA:1089:G:H5''	25:DA:1090:U:OP1	2.10	0.50
25:DA:1169:G:N2	25:DA:1181:C:C2	2.79	0.50
25:DA:1283:G:N2	25:DA:1285:G:H3'	2.26	0.50
25:DA:1313:U:H2'	25:DA:1610:A:C2	2.46	0.50
25:DA:1653:G:C6	37:D0:9:LYS:HB2	2.46	0.50
25:DA:1784:A:H4'	25:DA:1785:A:H5''	1.91	0.50
25:DA:1791:A:H8	25:DA:1791:A:OP2	1.94	0.50
25:DA:2468:G:C4	25:DA:2481:G:N2	2.79	0.50
25:DA:2575:C:H5'	28:DE:143:ASN:O	2.10	0.50
25:DA:2751:G:N2	31:DH:2:SER:N	2.58	0.50
25:DA:2795:G:C3'	25:DA:2797:U:H5''	2.36	0.50
25:DA:2847:U:C2'	25:DA:2848:G:H5'	2.42	0.50
27:DD:33:LEU:HD23	27:DD:34:VAL:N	2.26	0.50
28:DE:12:THR:HG22	39:DR:58:ASN:ND2	2.27	0.50
28:DE:173:VAL:N	28:DE:183:LEU:O	2.37	0.50
29:DF:116:ASP:O	29:DF:120:GLU:HG2	2.11	0.50
30:DG:43:LEU:HD12	30:DG:45:GLU:HG3	1.92	0.50
30:DG:111:LEU:O	30:DG:117:PHE:HD2	1.93	0.50
31:DH:26:VAL:HG13	31:DH:27:LYS:H	1.75	0.50
47:DZ:91:LYS:O	47:DZ:93:GLU:HB2	2.10	0.50
50:D4:50:VAL:O	50:D4:51:ASP:CG	2.50	0.50
52:D6:11:LEU:HD23	52:D6:26:ASN:CB	2.35	0.50
52:D6:17:LYS:HA	52:D6:17:LYS:NZ	2.27	0.50
1:AA:972:C:OP2	10:AM:57:LYS:HE2	2.11	0.50
1:AA:991:U:H2'	1:AA:1212:U:O2	2.11	0.50
1:AA:1118:C:H1'	1:AA:1179:A:C4	2.46	0.50
1:AA:1392:G:C2'	1:AA:1393:U:H5'	2.42	0.50
2:AE:178:ARG:HH22	2:AE:196:LEU:CA	2.23	0.50
2:AE:220:ASP:O	2:AE:223:ILE:HG13	2.10	0.50
13:AP:7:VAL:HB	30:BG:115:ARG:HH22	1.76	0.50

*Continued on next page...*

*Continued from previous page...*

Atom-1	Atom-2	Interatomic distance (Å)	Clash overlap (Å)
25:BA:1060:U:C4'	25:BA:1061:U:O5'	2.59	0.50
25:BA:1502:C:C2'	25:BA:1503:U:H5'	2.41	0.50
25:BA:2168:G:N2	25:BA:2170:A:P	2.84	0.50
25:BA:2329:G:H2'	25:BA:2330:G:C8	2.47	0.50
25:BA:2790:A:H2	25:BA:2894:G:C5'	2.25	0.50
25:BA:2875:C:H4'	39:BR:5:ALA:HB2	1.93	0.50
26:BB:1(M):A:C2'	26:BB:0:A:H5'	2.41	0.50
26:BB:7:G:H2'	26:BB:8:U:O4'	2.11	0.50
27:BD:28:GLU:O	27:BD:29:PRO:C	2.49	0.50
28:BE:38:THR:C	28:BE:40:GLU:N	2.64	0.50
32:BK:35:LEU:O	32:BK:36:ALA:HB2	2.10	0.50
35:BO:86:LYS:HB3	35:BO:118:GLY:HA3	1.94	0.50
45:BV:142:SER:HB3	45:BV:143:GLY:HA2	1.94	0.50
1:CA:624:C:H2'	1:CA:625:G:H8	1.76	0.50
1:CA:878:G:H5'	8:CK:89:PRO:HG2	1.93	0.50
1:CA:1015:A:N6	1:CA:1016:A:C6	2.79	0.50
1:CA:1040:U:H2'	1:CA:1041:A:C8	2.46	0.50
1:CA:1139:G:N2	1:CA:1143:G:N1	2.50	0.50
2:CE:69:LEU:HD21	2:CE:93:VAL:HG23	1.92	0.50
4:CG:150:GLU:O	4:CG:152:SER:N	2.43	0.50
4:CG:190:ASP:OD1	4:CG:191:ARG:N	2.45	0.50
6:CI:96:PRO:HB3	18:CU:30:ASP:CG	2.32	0.50
8:CK:11:THR:HG22	8:CK:15:ASN:ND2	2.27	0.50
13:CP:15:VAL:HG13	13:CP:43:THR:O	2.11	0.50
18:CU:22:VAL:O	18:CU:23:LYS:HB3	2.10	0.50
25:DA:90:U:C2'	25:DA:90:U:O2	2.59	0.50
25:DA:93:C:H5'	25:DA:94:G:OP2	2.11	0.50
25:DA:394:A:H5''	25:DA:395:U:OP2	2.11	0.50
25:DA:460:A:C2	25:DA:470:A:C4	2.99	0.50
25:DA:631:A:H2'	25:DA:632:A:O4'	2.10	0.50
25:DA:2013:A:N6	25:DA:2014:A:C6	2.79	0.50
25:DA:2128:C:H42	25:DA:2160:G:H1	1.57	0.50
25:DA:2139:C:H2'	25:DA:2140:C:H5'	1.93	0.50
25:DA:2393:A:H5''	54:D8:30:ARG:HG2	1.93	0.50
25:DA:2712:U:O2'	25:DA:2712(A):A:P	2.69	0.50
26:DB:10:C:C4	26:DB:11:C:C5	2.98	0.50
26:DB:46:A:H2'	26:DB:47:C:C6	2.46	0.50
28:DE:62:PRO:C	28:DE:64:LYS:N	2.63	0.50
49:DX:31:LEU:O	49:DX:32:GLN:HB2	2.12	0.50
1:AA:156:G:H1	1:AA:165:C:N4	2.07	0.50
1:AA:437:U:C5'	4:AG:155:LEU:HD22	2.40	0.50

*Continued on next page...*

*Continued from previous page...*

Atom-1	Atom-2	Interatomic distance (Å)	Clash overlap (Å)
1:AA:750:G:N3	15:AR:23:GLY:HA3	2.26	0.50
1:AA:975:A:H62	10:AM:60:ARG:HH12	1.58	0.50
2:AE:5:ILE:HG13	2:AE:6:THR:N	2.25	0.50
2:AE:87:ARG:NH1	2:AE:220:ASP:OD1	2.43	0.50
3:AF:27:LYS:HZ3	3:AF:27:LYS:HA	1.76	0.50
5:AH:147:ASP:OD2	5:AH:147:ASP:N	2.45	0.50
16:AS:56:ALA:O	16:AS:60:LEU:HD12	2.11	0.50
16:AS:58:TYR:C	16:AS:58:TYR:CD1	2.84	0.50
25:BA:304:G:C2	25:BA:314:A:C2	3.00	0.50
25:BA:654(T):A:H2'	25:BA:654(U):A:O4'	2.12	0.50
25:BA:1983:C:O2'	25:BA:1984:G:H5'	2.10	0.50
25:BA:2116:G:P	25:BA:2165:G:N2	2.82	0.50
25:BA:2135:A:H2'	25:BA:2136:C:O5'	2.11	0.50
25:BA:2886:G:H2'	25:BA:2887:U:H6	1.75	0.50
25:BA:2893:G:H4'	25:BA:2894:G:O4'	2.11	0.50
27:BD:6:PHE:CE1	27:BD:18:VAL:CG2	2.94	0.50
28:BE:23:VAL:CG1	28:BE:185:LYS:CA	2.69	0.50
31:BH:30:LYS:CD	31:BH:81:GLU:H	2.11	0.50
33:BM:47:ALA:CB	33:BM:112:LEU:HD11	2.19	0.50
36:BP:65:PHE:O	36:BP:66:ILE:CG1	2.57	0.50
42:BS:70:TYR:HE2	42:BS:108:GLY:HA3	1.76	0.50
44:BU:42:VAL:O	44:BU:42:VAL:CG1	2.60	0.50
1:CA:339:C:C2'	1:CA:340:U:H5'	2.41	0.50
1:CA:1266:G:N2	1:CA:1269:A:OP2	2.44	0.50
1:CA:1403:C:O2'	1:CA:1404:C:H5'	2.11	0.50
4:CG:9:CYS:CA	4:CG:12:CYS:HB2	2.41	0.50
10:CM:30:SER:HB2	10:CM:81:THR:HG22	1.94	0.50
14:CQ:37:PHE:HE1	14:CQ:53:LEU:HD13	1.75	0.50
16:CS:74:LEU:HD13	16:CS:79:VAL:HG21	1.92	0.50
20:CW:51:GLU:HA	20:CW:54:LYS:HE3	1.93	0.50
22:CB:21:A:C4'	22:CB:22:G:OP1	2.60	0.50
22:CB:26:C:H5'	22:CB:27:G:OP2	2.11	0.50
25:DA:1557:C:H5''	25:DA:1558:A:OP2	2.11	0.50
25:DA:2393:A:P	54:D8:30:ARG:HB2	2.52	0.50
25:DA:2861:G:O2'	25:DA:2862:G:H5'	2.11	0.50
27:DD:35:LYS:NZ	27:DD:64:ILE:O	2.45	0.50
28:DE:167:VAL:HG12	28:DE:170:LEU:HD11	1.93	0.50
29:DF:110:LEU:HD21	29:DF:181:LEU:HD22	1.94	0.50
33:DM:38:HIS:CE1	33:DM:39:ARG:HG3	2.46	0.50
36:DP:10:ARG:HA	36:DP:10:ARG:HE	1.75	0.50
39:DR:22:PHE:HE2	39:DR:86:ILE:HD11	1.74	0.50

*Continued on next page...*

*Continued from previous page...*

Atom-1	Atom-2	Interatomic distance (Å)	Clash overlap (Å)
44:DU:76:CYS:HB3	44:DU:96:ILE:HD11	1.94	0.50
45:DV:108:PRO:HB3	45:DV:143:GLY:N	2.26	0.50
46:D3:12:ASN:HA	46:D3:14:ARG:HH21	1.76	0.50
47:DZ:89:GLU:HA	47:DZ:93:GLU:HG3	1.93	0.50
54:D8:33:ASN:C	54:D8:34:TRP:HD1	2.15	0.50
1:AA:352:C:O2'	1:AA:354:G:OP1	2.25	0.50
1:AA:464:G:C6	1:AA:466:C:H5'	2.47	0.50
1:AA:1028(A):C:N4	1:AA:1028(B):C:H41	2.09	0.50
1:AA:1032(B):G:C6	1:AA:1033:G:C6	2.99	0.50
1:AA:1160:G:O6	1:AA:1181:G:C6	2.64	0.50
2:AE:100:GLY:O	2:AE:104:ASN:N	2.42	0.50
4:AG:12:CYS:HA	4:AG:19:LEU:CD2	2.41	0.50
8:AK:16:ALA:HB2	8:AK:24:THR:HG21	1.92	0.50
22:AB:24:C:H6	22:AB:24:C:H3'	1.76	0.50
23:AD:60:A:H2'	23:AD:61:U:H5'	1.93	0.50
23:AD:67:C:N3	23:AD:68:C:C4	2.79	0.50
25:BA:155:C:N4	25:BA:171:G:H1	2.09	0.50
25:BA:236:C:H2'	25:BA:237:C:H6	1.76	0.50
25:BA:302:C:H2'	25:BA:303:U:H6	1.75	0.50
25:BA:826:U:H2'	25:BA:828:U:O4'	2.12	0.50
25:BA:974(A):C:H4'	25:BA:975:G:O5'	2.12	0.50
25:BA:1300:U:H4'	25:BA:1301:A:H5'	1.92	0.50
25:BA:1472:A:H2'	25:BA:1473:G:O4'	2.12	0.50
25:BA:1509:C:N4	25:BA:1511:A:N6	2.58	0.50
25:BA:2188:C:H2'	25:BA:2189:U:O4'	2.12	0.50
25:BA:2206:C:H2'	25:BA:2207:C:H6	1.76	0.50
27:BD:77:ALA:HB2	27:BD:97:TYR:HA	1.94	0.50
31:BH:4:ILE:HG21	31:BH:6:ARG:CZ	2.40	0.50
36:BP:78:PRO:C	36:BP:79:LEU:HD12	2.31	0.50
39:BR:56:GLY:O	39:BR:59:THR:CG2	2.56	0.50
54:B8:29:LYS:CD	54:B8:29:LYS:O	2.59	0.50
54:B8:39:LYS:O	54:B8:43:GLN:HG3	2.12	0.50
54:B8:52:LYS:H	54:B8:53:PRO:HD2	1.74	0.50
1:CA:57:G:C6	1:CA:58:C:N4	2.80	0.50
1:CA:309:G:O2'	1:CA:607:A:N1	2.44	0.50
1:CA:340:U:H3	1:CA:349:A:H61	1.59	0.50
1:CA:672:U:H2'	1:CA:672:U:O2	2.10	0.50
1:CA:953:G:H5'	1:CA:965:A:H61	1.77	0.50
1:CA:1166:G:C2	1:CA:1171:G:C6	2.99	0.50
1:CA:1227:A:OP1	19:CV:80:TYR:OH	2.23	0.50
1:CA:1238:A:N7	1:CA:1303:C:H1'	2.27	0.50

*Continued on next page...*



*Continued from previous page...*

Atom-1	Atom-2	Interatomic distance (Å)	Clash overlap (Å)
1:CA:1413:A:H2'	1:CA:1414:U:O4'	2.11	0.50
2:CE:5:ILE:CD1	2:CE:55:PHE:HB3	2.42	0.50
2:CE:121:LEU:HD23	2:CE:121:LEU:O	2.12	0.50
3:CF:64:VAL:CG2	3:CF:66:VAL:HG23	2.41	0.50
4:CG:120:LEU:HD22	4:CG:158:ILE:HD11	1.93	0.50
6:CI:76:ALA:HB1	6:CI:80:ARG:HH21	1.76	0.50
7:CJ:97:GLN:NE2	7:CJ:101:LEU:HD11	2.25	0.50
9:CL:4:TYR:HA	9:CL:88:TYR:CE1	2.47	0.50
10:CM:99:LYS:HD3	10:CM:100:THR:H	1.77	0.50
13:CP:10:PRO:HB2	13:CP:18:ALA:HB1	1.94	0.50
25:DA:57:C:H2'	25:DA:58:G:O4'	2.11	0.50
25:DA:483:A:H4'	44:DU:49:VAL:HA	1.92	0.50
25:DA:654(B):C:C2	25:DA:654(T):A:H2	2.29	0.50
25:DA:864:G:O6	25:DA:865:C:N4	2.43	0.50
25:DA:947:G:H2'	25:DA:948:G:C8	2.47	0.50
25:DA:997:G:OP1	40:D1:93:LYS:HD2	2.12	0.50
25:DA:2211:G:H4'	25:DA:2212:A:OP2	2.11	0.50
25:DA:2748:A:C2	25:DA:2749:A:C4	2.99	0.50
25:DA:2833:G:H8	25:DA:2833:G:OP1	1.95	0.50
26:DB:109:G:C6	26:DB:110:G:C5	2.99	0.50
28:DE:8:LYS:HE3	28:DE:188:VAL:O	2.12	0.50
28:DE:8:LYS:HB3	28:DE:192:ASN:HA	1.92	0.50
28:DE:51:PHE:O	28:DE:74:PRO:HB2	2.10	0.50
29:DF:3:GLU:O	29:DF:19:GLU:HB3	2.11	0.50
29:DF:83:PHE:O	29:DF:84:VAL:O	2.30	0.50
30:DG:25:TYR:HB3	30:DG:30:GLU:HB2	1.94	0.50
30:DG:32:PRO:HB2	30:DG:172:LEU:HD22	1.94	0.50
31:DH:74:ASN:ND2	31:DH:138:LYS:HG2	2.26	0.50
35:DO:65:ARG:O	35:DO:66:GLY:O	2.30	0.50
36:DP:138:ASP:OD2	36:DP:138:ASP:O	2.29	0.50
41:D2:47:VAL:HG22	41:D2:47:VAL:O	2.11	0.50
45:DV:10:ARG:HH21	45:DV:26:GLY:H	1.60	0.50
1:AA:219:C:H2'	1:AA:220:G:O4'	2.10	0.50
1:AA:439:A:H2'	1:AA:440:A:O5'	2.12	0.50
1:AA:1412:C:H2'	1:AA:1413:A:H8	1.73	0.50
2:AE:221:LEU:HD13	2:AE:221:LEU:O	2.11	0.50
4:AG:5:ILE:CG2	4:AG:6:GLY:N	2.69	0.50
7:AJ:38:LEU:HD12	7:AJ:38:LEU:O	2.12	0.50
11:AN:41:THR:HG21	11:AN:71:LYS:CB	2.41	0.50
15:AR:8:LYS:O	15:AR:12:ILE:HG13	2.11	0.50
19:AV:68:GLY:HA2	50:B4:59:PHE:CE1	2.46	0.50

*Continued on next page...*

*Continued from previous page...*

Atom-1	Atom-2	Interatomic distance (Å)	Clash overlap (Å)
25:BA:207:A:H2'	25:BA:208:C:O4'	2.10	0.50
25:BA:259:G:HO2'	25:BA:621:A:HO2'	1.38	0.50
25:BA:572:A:H3'	25:BA:573:G:O4'	2.12	0.50
25:BA:754:C:H2'	25:BA:755:C:C6	2.47	0.50
25:BA:998:C:C2'	25:BA:999:U:O5'	2.60	0.50
25:BA:1205:U:H4'	25:BA:1206:G:OP2	2.12	0.50
25:BA:1691:C:H2'	25:BA:1692:U:H5'	1.93	0.50
25:BA:2173:A:H2'	25:BA:2174:C:O4'	2.12	0.50
25:BA:2301:C:H6	25:BA:2301:C:H3'	1.76	0.50
25:BA:2371:G:C1'	52:B6:45:LYS:HG3	2.39	0.50
28:BE:51:PHE:O	28:BE:52:LEU:O	2.30	0.50
28:BE:80:GLU:C	28:BE:82:ARG:N	2.63	0.50
30:BG:63:ILE:HD12	30:BG:141:PHE:CD2	2.47	0.50
34:BN:75:SER:HB2	39:BR:75:ILE:O	2.12	0.50
34:BN:98:VAL:HG13	34:BN:117:LEU:HB3	1.92	0.50
38:BQ:30:ARG:O	38:BQ:30:ARG:HG3	2.11	0.50
39:BR:50:ILE:HD11	39:BR:102:ILE:HD13	1.92	0.50
40:B1:92:ARG:C	40:B1:94:ASN:N	2.64	0.50
42:BS:79:GLY:HA3	42:BS:100:THR:CG2	2.42	0.50
45:BV:111:VAL:HG11	45:BV:146:ILE:CB	2.40	0.50
1:CA:6:G:H4'	1:CA:298:A:H4'	1.93	0.50
1:CA:19:C:H5''	5:CH:86:ALA:CB	2.42	0.50
1:CA:145:G:H2'	1:CA:146:G:O5'	2.11	0.50
1:CA:457:C:H2'	1:CA:458:C:C6	2.46	0.50
1:CA:763:G:H2'	1:CA:764:C:H6	1.75	0.50
1:CA:945:G:H2'	1:CA:945:G:N3	2.26	0.50
2:CE:24:TRP:O	2:CE:24:TRP:HD1	1.95	0.50
3:CF:14:ILE:CG1	3:CF:15:THR:H	2.25	0.50
3:CF:21:ARG:HB3	3:CF:21:ARG:HH11	1.76	0.50
3:CF:188:LEU:HD22	3:CF:188:LEU:N	2.27	0.50
6:CI:25:ILE:HG21	6:CI:82:ARG:HD2	1.93	0.50
6:CI:61:LEU:HB3	6:CI:63:TYR:HE2	1.76	0.50
7:CJ:69:VAL:HG22	7:CJ:135:VAL:HG23	1.93	0.50
8:CK:82:HIS:CD2	8:CK:82:HIS:O	2.63	0.50
22:CB:41:G:H2'	22:CB:42:U:H6	1.77	0.50
25:DA:265:A:H1'	25:DA:266:G:O4'	2.12	0.50
25:DA:1464:C:HO2'	25:DA:1528:A:H8	0.72	0.50
25:DA:1879:C:H2'	25:DA:1880:C:O4'	2.12	0.50
25:DA:2156:G:C6	25:DA:2157:G:C2	3.00	0.50
25:DA:2401:U:C3'	25:DA:2402:C:H5''	2.42	0.50
25:DA:2462:U:H1'	25:DA:2491:U:O4	2.11	0.50

*Continued on next page...*

*Continued from previous page...*

Atom-1	Atom-2	Interatomic distance (Å)	Clash overlap (Å)
27:DD:10:THR:OG1	27:DD:13:ARG:HB2	2.11	0.50
27:DD:186:HIS:HD2	27:DD:188:GLU:N	2.05	0.50
28:DE:171:GLU:O	28:DE:184:VAL:HA	2.12	0.50
28:DE:204:ALA:O	28:DE:205:ALA:HB3	2.11	0.50
30:DG:61:ALA:HA	30:DG:64:THR:CG2	2.41	0.50
32:DK:84:GLY:O	32:DK:85:GLU:HB3	2.11	0.50
33:DM:38:HIS:ND1	33:DM:39:ARG:HG3	2.27	0.50
36:DP:25:ASP:OD1	36:DP:25:ASP:O	2.30	0.50
37:D0:28:LEU:HD11	37:D0:114:VAL:HG12	1.94	0.50
48:DW:47:ASN:ND2	48:DW:47:ASN:H	2.09	0.50
1:AA:1014:A:H4'	19:AV:14:HIS:CE1	2.47	0.50
1:AA:1059:C:O2'	10:AM:53:PRO:HD3	2.11	0.50
2:AE:96:ARG:H	2:AE:96:ARG:CD	2.07	0.50
5:AH:126:ARG:CG	5:AH:126:ARG:NH1	2.62	0.50
9:AL:114:TYR:N	9:AL:114:TYR:HD2	2.10	0.50
10:AM:53:PRO:HA	14:AQ:42:ILE:HD11	1.94	0.50
12:AO:77:LEU:HD21	12:AO:107:ALA:HA	1.93	0.50
17:AT:18:THR:HG21	17:AT:69:LYS:HD2	1.93	0.50
22:AB:54:G:N1	22:AB:55:G:O6	2.45	0.50
22:AB:86:C:H2'	22:AB:87:A:C4	2.47	0.50
23:AD:56:U:O4	23:AD:58:A:H5''	2.11	0.50
25:BA:270(R):G:H2'	25:BA:270(S):G:C8	2.47	0.50
25:BA:309:G:O2'	25:BA:329:G:C8	2.63	0.50
25:BA:354:G:O2'	25:BA:355:G:H5'	2.12	0.50
25:BA:1278:A:OP1	37:B0:36:THR:HG23	2.12	0.50
25:BA:1464:C:O2'	25:BA:1528:A:H8	1.94	0.50
25:BA:2310:A:H61	30:BG:79:ASN:ND2	2.08	0.50
28:BE:23:VAL:CG1	28:BE:173:VAL:HG21	2.32	0.50
28:BE:53:PRO:O	28:BE:54:GLN:O	2.30	0.50
29:BF:197:ASP:O	29:BF:198:ALA:CB	2.60	0.50
30:BG:57:ALA:HB2	30:BG:90:LEU:HD21	1.94	0.50
30:BG:82:LEU:HA	30:BG:86:MET:CE	2.42	0.50
42:BS:91:GLY:O	42:BS:92:ARG:O	2.30	0.50
48:BW:24:LEU:HD13	48:BW:60:LEU:HD11	1.92	0.50
51:B5:40:LYS:HG2	51:B5:47:PRO:CD	2.36	0.50
51:B5:42:PRO:CB	51:B5:43:HIS:HD2	2.24	0.50
54:B8:31:HIS:O	54:B8:32:LEU:O	2.30	0.50
1:CA:145:G:C2'	1:CA:146:G:O5'	2.60	0.50
1:CA:452:A:H2'	1:CA:453:A:H8	1.76	0.50
1:CA:668:G:O2'	15:CR:46:HIS:HB3	2.12	0.50
1:CA:860:A:H2'	1:CA:861:G:O4'	2.12	0.50

*Continued on next page...*

*Continued from previous page...*

Atom-1	Atom-2	Interatomic distance (Å)	Clash overlap (Å)
1:CA:879:C:C5	12:CO:6:THR:HG21	2.46	0.50
1:CA:980:C:H5''	1:CA:981:U:C5	2.47	0.50
1:CA:1026:G:C6	1:CA:1036:G:C2	2.99	0.50
1:CA:1105:A:H2'	1:CA:1106:G:H8	1.76	0.50
1:CA:1226:C:P	13:CP:91:ARG:HH22	2.35	0.50
7:CJ:71:PRO:HD3	7:CJ:103:TRP:CZ3	2.47	0.50
9:CL:73:GLN:O	9:CL:76:ALA:HB3	2.12	0.50
10:CM:57:LYS:O	10:CM:58:ASP:O	2.30	0.50
13:CP:7:VAL:CG2	30:DG:115:ARG:HB3	2.42	0.50
14:CQ:36:PHE:CD1	14:CQ:37:PHE:CD2	2.99	0.50
19:CV:49:ILE:HD12	19:CV:49:ILE:N	2.27	0.50
20:CW:49:ALA:HB2	20:CW:92:LEU:HD22	1.94	0.50
23:CC:44:A:O2'	23:CC:45:A:H5'	2.12	0.50
23:CD:59:A:C1'	23:CD:61:U:H5	2.19	0.50
25:DA:656:G:H2'	25:DA:657:U:O4'	2.12	0.50
25:DA:1039:G:H1	25:DA:1116:C:H42	1.60	0.50
25:DA:1509:C:O2	25:DA:1509:C:H2'	2.12	0.50
25:DA:2250:G:O2'	25:DA:2496:C:OP1	2.18	0.50
25:DA:2273:A:H2'	25:DA:2274:A:C8	2.47	0.50
25:DA:2392:A:N1	25:DA:2424:C:N3	2.60	0.50
26:DB:3:C:N3	26:DB:117:G:N2	2.45	0.50
26:DB:15:A:H2'	26:DB:16:G:OP1	2.11	0.50
28:DE:96:PHE:O	28:DE:175:VAL:HG11	2.12	0.50
29:DF:88:VAL:O	29:DF:89:VAL:O	2.30	0.50
29:DF:123:LEU:O	29:DF:125:LEU:N	2.45	0.50
29:DF:133:ASN:HB3	29:DF:135:LYS:H	1.77	0.50
29:DF:164:ARG:HH11	29:DF:177:ALA:HB2	1.77	0.50
31:DH:41:MET:HE2	31:DH:65:HIS:N	2.26	0.50
32:DK:79:ILE:HD12	32:DK:140:LEU:HD21	1.94	0.50
54:D8:22:VAL:O	54:D8:49:VAL:HA	2.12	0.50
1:AA:323:U:H2'	1:AA:324:G:O4'	2.12	0.50
1:AA:567:G:H2'	1:AA:568:G:O4'	2.11	0.50
1:AA:568:G:N3	1:AA:568:G:H2'	2.27	0.50
1:AA:1036:G:H3'	1:AA:1037:C:C5	2.46	0.50
1:AA:1206:G:C6	1:AA:1207:G:C5	3.00	0.50
1:AA:1318:A:C1'	19:AV:37:ARG:HH21	2.23	0.50
4:AG:162:LEU:HD11	4:AG:181:MET:HB3	1.94	0.50
11:AN:61:ALA:HB1	11:AN:94:ALA:HB2	1.93	0.50
25:BA:373:U:H1'	25:BA:423:A:C2	2.47	0.50
25:BA:1264:G:C5'	51:B5:11:THR:HG21	2.40	0.50
25:BA:2261:C:H1'	25:BA:2388:A:N3	2.27	0.50

*Continued on next page...*

*Continued from previous page...*

Atom-1	Atom-2	Interatomic distance (Å)	Clash overlap (Å)
26:BB:94:C:H2'	26:BB:95:U:H6	1.76	0.50
27:BD:75:ILE:HD13	27:BD:99:ASP:OD1	2.10	0.50
28:BE:167:VAL:HG21	28:BE:187:ALA:HB1	1.93	0.50
29:BF:104:LYS:O	29:BF:108:LYS:HB2	2.12	0.50
30:BG:15:VAL:HG22	30:BG:175:LEU:CB	2.41	0.50
30:BG:73:ALA:HB3	30:BG:83:ARG:O	2.12	0.50
32:BK:100:ALA:O	32:BK:102:SER:N	2.44	0.50
33:BM:57:ALA:O	33:BM:58:ASP:CB	2.60	0.50
35:BO:90:ARG:O	35:BO:90:ARG:HG2	2.12	0.50
36:BP:20:ALA:HB1	36:BP:99:PRO:HB2	1.94	0.50
37:B0:60:LEU:HD23	37:B0:61:HIS:N	2.27	0.50
38:BQ:25:ARG:NH1	38:BQ:42:ASP:OD2	2.35	0.50
38:BQ:26:LEU:HD22	38:BQ:87:PHE:HD1	1.77	0.50
49:BX:28:LEU:HD23	49:BX:33:GLN:HG2	1.92	0.50
50:B4:37:SER:HB3	50:B4:42:PHE:HD1	1.73	0.50
1:CA:77:C:C3'	1:CA:78:G:H5''	2.42	0.50
1:CA:937:A:C5	1:CA:938:A:N7	2.80	0.50
1:CA:1107:C:H2'	1:CA:1107:C:O2	2.11	0.50
1:CA:1128:C:H4'	9:CL:16:ARG:HH22	1.77	0.50
1:CA:1238:A:H62	1:CA:1301:U:H3	1.59	0.50
1:CA:1323:G:H4'	1:CA:1362(A):C:N3	2.26	0.50
7:CJ:23:VAL:HG13	7:CJ:43:PHE:HE2	1.76	0.50
8:CK:20:TYR:HD1	8:CK:65:TYR:CE2	2.30	0.50
8:CK:20:TYR:HA	8:CK:65:TYR:CE2	2.46	0.50
9:CL:125:TYR:HD2	9:CL:125:TYR:C	2.15	0.50
13:CP:25:ILE:O	13:CP:29:ARG:HB2	2.12	0.50
18:CU:22:VAL:CG2	18:CU:23:LYS:H	2.25	0.50
22:CB:85:C:N4	25:DA:2508:G:H5'	2.27	0.50
25:DA:276:A:H2'	25:DA:277:C:H6	1.77	0.50
25:DA:1408:C:C2	25:DA:1595:G:N2	2.80	0.50
25:DA:1915:U:H2'	25:DA:1916:A:O5'	2.12	0.50
25:DA:2298:A:N6	25:DA:2318:G:C8	2.80	0.50
25:DA:2572:A:OP1	28:DE:144:ARG:HB2	2.11	0.50
26:DB:15:A:C2'	26:DB:16:G:OP1	2.60	0.50
26:DB:55:U:C2'	26:DB:56:G:H5'	2.41	0.50
28:DE:5:LEU:HD22	28:DE:79:ARG:HG2	1.93	0.50
37:D0:51:LEU:HD13	37:D0:70:LEU:HD21	1.94	0.50
40:D1:48:ALA:O	40:D1:52:ARG:HG3	2.11	0.50
45:DV:158:PRO:CB	45:DV:159:PRO:HD2	2.42	0.50
1:AA:115:G:H4'	1:AA:116:A:O5'	2.12	0.50
1:AA:652:U:H1'	1:AA:653:A:C2	2.47	0.50

*Continued on next page...*

*Continued from previous page...*

Atom-1	Atom-2	Interatomic distance (Å)	Clash overlap (Å)
1:AA:946:A:H2'	1:AA:947:G:C8	2.47	0.50
1:AA:1133:G:C4	1:AA:1134:G:C8	3.00	0.50
1:AA:1182:G:C4'	1:AA:1183:A:H5'	2.26	0.50
5:AH:11:ILE:CD1	5:AH:31:LEU:HB3	2.41	0.50
25:BA:835:A:H2'	25:BA:836:G:O5'	2.12	0.50
25:BA:852:G:H2'	25:BA:853:G:C8	2.46	0.50
25:BA:879:G:H8	25:BA:879:G:OP2	1.95	0.50
25:BA:1312:U:H4'	25:BA:1313:U:O5'	2.12	0.50
25:BA:1486:A:H2'	25:BA:1487:G:C8	2.44	0.50
25:BA:2298:A:H2'	25:BA:2299:G:O4'	2.12	0.50
25:BA:2469:A:H62	25:BA:2481:G:N2	2.10	0.50
25:BA:2476:A:N3	25:BA:2476:A:H2'	2.26	0.50
25:BA:2646:C:OP2	25:BA:2732:G:O2'	2.24	0.50
27:BD:35:LYS:N	27:BD:64:ILE:CG2	2.75	0.50
28:BE:61:ARG:H	28:BE:62:PRO:HD2	1.77	0.50
29:BF:101:LEU:O	29:BF:106:ARG:NH1	2.38	0.50
31:BH:170:ARG:O	31:BH:171:LEU:HB2	2.12	0.50
32:BK:25:TYR:CE2	32:BK:29:TYR:CD2	3.00	0.50
1:CA:745:C:H2'	1:CA:746:A:C8	2.46	0.50
1:CA:951:G:OP2	13:CP:102:ARG:NH2	2.44	0.50
3:CF:59:ARG:HG3	3:CF:64:VAL:HA	1.93	0.50
7:CJ:152:ALA:O	7:CJ:155:ARG:HB3	2.11	0.50
13:CP:27:LYS:HE3	13:CP:31:LYS:HE3	1.94	0.50
23:CC:43:G:H2'	23:CC:44:A:C8	2.42	0.50
23:CD:38:A:H2'	23:CD:39:A:O4'	2.11	0.50
25:DA:39:C:O2	29:DF:46:ARG:NH2	2.44	0.50
25:DA:811:U:C4	35:DO:21:ARG:NH2	2.80	0.50
25:DA:1071:G:OP2	25:DA:1097:U:H5'	2.11	0.50
25:DA:1240:U:O2'	25:DA:1241:A:H5'	2.12	0.50
25:DA:1257:C:O2'	29:DF:83:PHE:O	2.29	0.50
25:DA:1889:A:O2'	25:DA:2087:G:H5'	2.12	0.50
25:DA:1915:U:C2'	25:DA:1916:A:O5'	2.60	0.50
25:DA:1955:U:O3'	25:DA:1956:U:H6	1.95	0.50
25:DA:2133:G:H1'	25:DA:2158:A:N6	2.27	0.50
25:DA:2168:G:N2	25:DA:2169:A:H3'	2.26	0.50
27:DD:61:LEU:O	27:DD:63:ARG:NH1	2.43	0.50
31:DH:26:VAL:HB	31:DH:75:ALA:HB1	1.93	0.50
34:DN:68:GLU:OE2	34:DN:78:ARG:NH1	2.45	0.50
38:DQ:87:PHE:O	38:DQ:88:ASP:O	2.30	0.50
39:DR:54:ARG:HA	39:DR:59:THR:HB	1.93	0.50
53:D7:8:ASN:ND2	53:D7:11:LYS:HB2	2.26	0.50

*Continued on next page...*

*Continued from previous page...*

Atom-1	Atom-2	Interatomic distance (Å)	Clash overlap (Å)
1:AA:84:U:O2	1:AA:84:U:H2'	2.12	0.49
1:AA:404:U:H2'	1:AA:405:U:C6	2.47	0.49
1:AA:939:G:H2'	1:AA:940:C:C6	2.47	0.49
1:AA:1028(A):C:H2'	1:AA:1028(B):C:C6	2.47	0.49
1:AA:1053:G:C5	1:AA:1199:U:C6	3.00	0.49
1:AA:1177:G:C8	1:AA:1178:G:N1	2.80	0.49
1:AA:1301:U:C4	1:AA:1303:C:H1'	2.47	0.49
4:AG:30:LYS:C	4:AG:32:ALA:H	2.12	0.49
9:AL:99:LEU:HB3	9:AL:101:PHE:CD1	2.46	0.49
9:AL:114:TYR:N	9:AL:114:TYR:CD2	2.78	0.49
10:AM:61:GLU:OE2	14:AQ:45:ARG:HD2	2.12	0.49
10:AM:96:ILE:HD13	10:AM:96:ILE:N	2.27	0.49
15:AR:17:ARG:HG3	15:AR:17:ARG:NH1	2.26	0.49
20:AW:65:LYS:HG3	20:AW:68:LYS:HE2	1.92	0.49
25:BA:1011:G:H3'	25:BA:1012:U:H5''	1.92	0.49
25:BA:1170:G:N2	25:BA:1180:C:C2	2.80	0.49
25:BA:1412:A:H2'	25:BA:1413:G:H8	1.77	0.49
25:BA:2602:A:H4'	25:BA:2603:G:O5'	2.12	0.49
25:BA:2855:C:H2'	25:BA:2856:C:H6	1.77	0.49
27:BD:270:ILE:HG22	27:BD:271:ILE:H	1.76	0.49
27:BD:270:ILE:C	27:BD:271:ILE:HG12	2.25	0.49
30:BG:77:ILE:O	30:BG:78:SER:O	2.30	0.49
31:BH:83:TYR:CB	31:BH:135:GLY:H	2.13	0.49
42:BS:14:PRO:HB2	42:BS:18:ARG:HH21	1.77	0.49
1:CA:411:A:C5	1:CA:413:G:H1'	2.47	0.49
1:CA:468:A:H2'	1:CA:474:G:C5'	2.42	0.49
1:CA:606:G:N2	1:CA:631:G:H2'	2.26	0.49
3:CF:8:ILE:HG23	3:CF:16:ARG:HG2	1.93	0.49
5:CH:93:PRO:HG2	8:CK:105:ARG:CZ	2.42	0.49
5:CH:107:ARG:CG	5:CH:108:ALA:N	2.74	0.49
7:CJ:62:PHE:HA	7:CJ:124:LEU:HD22	1.94	0.49
8:CK:109:ILE:HG12	8:CK:110:ALA:N	2.27	0.49
12:CO:50:SER:O	12:CO:51:ALA:HB2	2.10	0.49
19:CV:22:LEU:O	19:CV:22:LEU:HD12	2.12	0.49
25:DA:2:G:O2'	25:DA:3:U:H5'	2.11	0.49
25:DA:654(I):C:H42	25:DA:654(M):C:H42	1.60	0.49
25:DA:943:U:OP2	35:DO:36:LYS:CG	2.59	0.49
25:DA:1342:A:N6	25:DA:1397:U:C5	2.80	0.49
25:DA:1499:C:H2'	25:DA:1500:G:C8	2.46	0.49
25:DA:1657:C:H2'	25:DA:1658:C:C6	2.47	0.49
25:DA:2054:A:H5''	25:DA:2055:C:O5'	2.12	0.49

*Continued on next page...*

*Continued from previous page...*

Atom-1	Atom-2	Interatomic distance (Å)	Clash overlap (Å)
25:DA:2189:U:H2'	25:DA:2190:G:H5'	1.93	0.49
25:DA:2318:G:N1	38:DQ:2:ALA:HA	2.18	0.49
25:DA:2872:G:C6	25:DA:2873:A:N1	2.79	0.49
26:DB:44:G:C5'	26:DB:45:A:OP1	2.60	0.49
28:DE:30:PRO:HD3	28:DE:180:ASN:ND2	2.27	0.49
28:DE:64:LYS:HG2	28:DE:65:GLY:H	1.77	0.49
29:DF:83:PHE:C	29:DF:84:VAL:HG12	2.33	0.49
35:DO:38:GLN:O	35:DO:41:ARG:HB2	2.12	0.49
39:DR:16:ARG:H	39:DR:79:HIS:CD2	2.30	0.49
41:D2:82:ARG:O	41:D2:83:ARG:O	2.30	0.49
43:DT:43:VAL:HG22	43:DT:51:VAL:CG2	2.42	0.49
45:DV:5:LEU:HG	45:DV:47:VAL:HG21	1.94	0.49
45:DV:121:HIS:HB3	45:DV:123:ASP:O	2.12	0.49
50:D4:48:ARG:HH12	50:D4:51:ASP:HA	1.77	0.49
52:D6:47:THR:O	52:D6:48:VAL:O	2.30	0.49
1:AA:182:U:O2	1:AA:182:U:H2'	2.12	0.49
1:AA:1194:U:H2'	1:AA:1195:C:H6	1.76	0.49
2:AE:61:LEU:HD23	2:AE:68:ILE:CD1	2.41	0.49
8:AK:49:GLU:HG2	8:AK:62:TYR:HE2	1.77	0.49
8:AK:88:LYS:CB	8:AK:89:PRO:HD2	2.42	0.49
12:AO:28:LYS:CD	12:AO:28:LYS:O	2.60	0.49
13:AP:57:ARG:HB2	13:AP:57:ARG:NH1	2.27	0.49
25:BA:863:A:H2'	25:BA:864:G:H8	1.77	0.49
25:BA:1118:C:H2'	25:BA:1119:C:H6	1.76	0.49
25:BA:1141:U:OP2	33:BM:63:THR:HG23	2.12	0.49
25:BA:1270:C:H5''	25:BA:1271:G:O5'	2.12	0.49
25:BA:1405:U:H2'	25:BA:1406:U:H6	1.76	0.49
25:BA:1434:A:N6	25:BA:1558:A:H62	2.06	0.49
32:BK:85:GLU:HA	32:BK:85:GLU:OE2	2.10	0.49
34:BN:7:TYR:CE1	34:BN:20:MET:HG3	2.46	0.49
39:BR:50:ILE:CD1	39:BR:102:ILE:HD11	2.42	0.49
45:BV:35:ARG:HB3	45:BV:35:ARG:NH1	2.27	0.49
45:BV:151:HIS:HD2	45:BV:168:GLU:CG	2.25	0.49
51:B5:40:LYS:HZ3	51:B5:46:CYS:C	2.15	0.49
1:CA:474:G:OP1	16:CS:81:ARG:HB3	2.12	0.49
1:CA:509:A:N3	1:CA:543:C:O2'	2.41	0.49
1:CA:947:G:H2'	1:CA:948:C:C6	2.47	0.49
1:CA:1248:A:H2'	9:CL:70:LYS:NZ	2.27	0.49
2:CE:118:LEU:HD13	2:CE:142:LEU:HB2	1.93	0.49
3:CF:141:VAL:HG12	3:CF:141:VAL:O	2.12	0.49
8:CK:14:ARG:O	8:CK:18:ARG:HD3	2.12	0.49

*Continued on next page...*



*Continued from previous page...*

Atom-1	Atom-2	Interatomic distance (Å)	Clash overlap (Å)
8:CK:30:ARG:O	8:CK:34:GLU:HG2	2.10	0.49
19:CV:23:ASN:HA	19:CV:27:GLU:CD	2.32	0.49
23:CD:42:C:H2'	23:CD:43:G:C8	2.42	0.49
25:DA:729:G:O5'	27:DD:208:LYS:NZ	2.45	0.49
25:DA:764:A:O4'	27:DD:213:ARG:HG3	2.12	0.49
25:DA:960:A:C8	25:DA:962:G:C8	3.00	0.49
25:DA:1056:G:H4'	25:DA:1086:A:H1'	1.94	0.49
25:DA:1093:G:H5'	31:DH:170:ARG:HH12	1.77	0.49
25:DA:1265:A:O4'	25:DA:1267:U:C6	2.65	0.49
25:DA:1763:G:OP1	25:DA:1763:G:H4'	2.11	0.49
25:DA:2134:A:C2	25:DA:2159:G:H1'	2.47	0.49
25:DA:2748:A:H2'	25:DA:2748:A:N3	2.27	0.49
27:DD:77:ALA:HB2	27:DD:97:TYR:CD2	2.47	0.49
29:DF:86:GLY:O	29:DF:87:GLY:O	2.30	0.49
29:DF:90:PHE:O	29:DF:91:GLY:O	2.30	0.49
30:DG:98:ARG:O	30:DG:101:ILE:HG13	2.13	0.49
40:D1:70:ARG:HH11	40:D1:70:ARG:HG2	1.78	0.49
40:D1:71:GLN:HA	40:D1:71:GLN:NE2	2.26	0.49
52:D6:10:LEU:O	52:D6:11:LEU:HD13	2.12	0.49
53:D7:19:ARG:HG2	53:D7:19:ARG:NH1	2.26	0.49
1:AA:1226:C:H4'	19:AV:80:TYR:OH	2.13	0.49
6:AI:19:LEU:HD21	6:AI:59:TYR:CE2	2.47	0.49
8:AK:87:SER:CB	8:AK:93:VAL:HB	2.41	0.49
11:AN:29:ILE:HD12	11:AN:44:SER:HB3	1.94	0.49
19:AV:11:VAL:HG23	19:AV:38:SER:HB2	1.94	0.49
22:AB:15:A:N1	22:AB:21:A:N6	2.60	0.49
25:BA:493:G:H2'	25:BA:494:G:O4'	2.12	0.49
25:BA:639:U:O2'	25:BA:640:C:H5'	2.11	0.49
25:BA:783:A:C8	25:BA:783:A:H3'	2.46	0.49
25:BA:1077:A:N1	25:BA:1088:A:N6	2.59	0.49
25:BA:1169:G:N2	25:BA:1181:C:O2	2.45	0.49
25:BA:1177:A:H5'	25:BA:1178:C:C6	2.47	0.49
25:BA:1278:A:O3'	37:B0:34:ILE:HD12	2.13	0.49
25:BA:2666:C:H5''	25:BA:2667:C:OP2	2.12	0.49
27:BD:27:THR:HG22	27:BD:28:GLU:H	1.78	0.49
28:BE:167:VAL:HG21	28:BE:187:ALA:CB	2.42	0.49
31:BH:105:LEU:HD23	31:BH:105:LEU:H	1.76	0.49
32:BK:131:LYS:HB3	32:BK:132:PRO:CA	2.42	0.49
33:BM:131:GLN:HE21	33:BM:132:ALA:H	1.58	0.49
34:BN:113:LYS:HE2	34:BN:117:LEU:HD11	1.94	0.49
44:BU:52:SER:HB2	44:BU:53:PRO:HD3	1.94	0.49

*Continued on next page...*

*Continued from previous page...*

Atom-1	Atom-2	Interatomic distance (Å)	Clash overlap (Å)
54:B8:58:ILE:HA	54:B8:61:LEU:CD1	2.42	0.49
1:CA:779:C:C2'	1:CA:780:A:H5'	2.43	0.49
1:CA:1004:A:P	1:CA:1025:U:O4	2.70	0.49
1:CA:1239:A:H62	1:CA:1299:A:H62	1.60	0.49
3:CF:180:ALA:HA	3:CF:206:GLU:HB3	1.92	0.49
9:CL:46:ALA:HA	9:CL:78:LYS:NZ	2.27	0.49
10:CM:75:ILE:HG13	10:CM:76:ASN:H	1.76	0.49
12:CO:26:ALA:HA	12:CO:98:TYR:CE2	2.44	0.49
12:CO:98:TYR:CD1	12:CO:98:TYR:N	2.80	0.49
13:CP:81:LEU:HD13	13:CP:88:ARG:HG2	1.92	0.49
16:CS:8:ARG:O	16:CS:9:PHE:CD2	2.65	0.49
19:CV:30:LEU:HD12	19:CV:31:ILE:N	2.27	0.49
20:CW:10:LEU:C	20:CW:10:LEU:CD2	2.81	0.49
23:CC:66:C:H2'	23:CC:67:C:O4'	2.12	0.49
23:CD:64:G:C2	23:CD:65:G:C6	3.00	0.49
23:CD:71:G:H2'	23:CD:72:C:H5'	1.94	0.49
25:DA:278:A:H4'	25:DA:279:C:OP1	2.12	0.49
25:DA:298:G:H5''	25:DA:299:A:OP1	2.11	0.49
25:DA:444:C:H4'	29:DF:49:ALA:HB2	1.93	0.49
25:DA:593:G:H1'	54:D8:4:MET:HE1	1.94	0.49
25:DA:602:G:O2'	25:DA:655:A:N6	2.45	0.49
25:DA:1405:U:H2'	25:DA:1406:U:H6	1.70	0.49
25:DA:1472:A:H2'	25:DA:1473:G:C5'	2.42	0.49
25:DA:1827:C:H2'	25:DA:1828:G:H5'	1.94	0.49
25:DA:2319:G:H4'	25:DA:2320:A:O4'	2.13	0.49
25:DA:2331:G:H4'	46:D3:43:THR:N	2.27	0.49
25:DA:2648:C:H2'	25:DA:2649:U:C6	2.46	0.49
25:DA:2746:U:H4'	31:DH:138:LYS:HG3	1.94	0.49
29:DF:3:GLU:O	29:DF:3:GLU:HG2	2.12	0.49
29:DF:25:PRO:HG2	29:DF:26:ALA:N	2.27	0.49
30:DG:64:THR:HG23	30:DG:65:GLY:N	2.26	0.49
30:DG:101:ILE:HB	30:DG:105:LYS:HZ3	1.76	0.49
30:DG:117:PHE:HD1	30:DG:117:PHE:C	2.14	0.49
36:DP:63:LYS:O	36:DP:63:LYS:CG	2.58	0.49
37:D0:38:VAL:HG22	37:D0:112:ALA:HB2	1.95	0.49
38:DQ:24:LEU:HD22	38:DQ:24:LEU:N	2.13	0.49
38:DQ:48:LEU:O	38:DQ:49:VAL:HG23	2.13	0.49
41:D2:38:LEU:HD12	41:D2:57:VAL:HG12	1.94	0.49
41:D2:58:VAL:HB	41:D2:98:GLU:HB2	1.94	0.49
41:D2:75:PHE:CE2	41:D2:81:TYR:CD1	3.00	0.49
46:D3:50:ASN:ND2	46:D3:81:VAL:O	2.46	0.49

*Continued on next page...*

*Continued from previous page...*

Atom-1	Atom-2	Interatomic distance (Å)	Clash overlap (Å)
1:AA:958:A:C6	1:AA:959:A:C6	3.01	0.49
1:AA:1023:G:C6	1:AA:1024:G:C5	3.00	0.49
1:AA:1103:C:H2'	1:AA:1104:G:O4'	2.13	0.49
1:AA:1330:U:H4'	13:AP:23:TYR:HE2	1.77	0.49
1:AA:1418:A:C2	1:AA:1483:A:C2	3.00	0.49
1:AA:1446:A:OP1	1:AA:1446:A:C4'	2.47	0.49
1:AA:1455:G:OP1	20:AW:35:THR:OG1	2.24	0.49
3:AF:14:ILE:HG13	3:AF:15:THR:N	2.26	0.49
3:AF:90:GLU:HA	3:AF:93:LYS:HB2	1.94	0.49
8:AK:138:TRP:OXT	8:AK:138:TRP:HE3	1.94	0.49
9:AL:26:VAL:HG13	9:AL:61:ALA:HB3	1.93	0.49
12:AO:42:THR:HA	12:AO:53:ARG:O	2.12	0.49
12:AO:46:LYS:CG	12:AO:47:LYS:N	2.75	0.49
20:AW:10:LEU:HD23	20:AW:12:ALA:CA	2.42	0.49
23:AD:29:C:H2'	23:AD:30:G:C8	2.47	0.49
25:BA:1558:A:OP2	25:BA:1558:A:H3'	2.12	0.49
25:BA:2170:A:H5''	25:BA:2171:A:OP2	2.12	0.49
25:BA:2465:C:O2'	25:BA:2466:C:H5'	2.12	0.49
25:BA:2506:U:H2'	25:BA:2506:U:O2	2.11	0.49
25:BA:2864:G:C2'	25:BA:2865:U:H5'	2.43	0.49
28:BE:35:GLN:CG	28:BE:36:ARG:N	2.69	0.49
30:BG:104:GLU:CG	50:B4:23:GLU:HG3	2.42	0.49
33:BM:62:VAL:HG22	33:BM:63:THR:N	2.26	0.49
35:BO:39:LYS:HB2	35:BO:45:LEU:CD2	2.42	0.49
38:BQ:63:THR:HA	38:BQ:97:ARG:HB3	1.93	0.49
39:BR:42:ILE:H	39:BR:42:ILE:HD12	1.77	0.49
43:BT:83:VAL:HG13	43:BT:87:GLN:HB3	1.95	0.49
48:BW:58:ALA:O	48:BW:62:THR:CG2	2.60	0.49
52:B6:45:LYS:O	52:B6:46:HIS:O	2.30	0.49
1:CA:1226:C:H4'	19:CV:80:TYR:CZ	2.46	0.49
8:CK:99:GLU:C	8:CK:100:ILE:HG13	2.33	0.49
10:CM:54:PHE:CE1	10:CM:55:LYS:HE3	2.47	0.49
13:CP:65:LYS:HE3	50:D4:52:THR:OG1	2.13	0.49
13:CP:70:LEU:O	13:CP:74:VAL:HG23	2.13	0.49
23:CC:51:U:H2'	23:CC:52:C:C6	2.48	0.49
23:CD:32:G:C6	23:CD:33:C:C2	3.01	0.49
25:DA:171:G:H2'	25:DA:172:C:H6	1.75	0.49
25:DA:276:A:H2'	25:DA:277:C:C6	2.48	0.49
25:DA:901:A:H2'	25:DA:901:A:N3	2.26	0.49
25:DA:1006:C:O2'	33:DM:106:MET:O	2.29	0.49
25:DA:1057:A:OP2	25:DA:1089:G:N2	2.45	0.49

*Continued on next page...*

*Continued from previous page...*

Atom-1	Atom-2	Interatomic distance (Å)	Clash overlap (Å)
25:DA:1085:A:H1'	25:DA:1086:A:O5'	2.12	0.49
25:DA:1177:A:H5'	25:DA:1178:C:OP1	2.12	0.49
25:DA:1392:A:C6	25:DA:1393:A:C6	3.01	0.49
25:DA:1956:U:C2'	25:DA:1957:C:H5'	2.43	0.49
26:DB:83:G:H1	26:DB:93:C:N4	2.04	0.49
28:DE:36:ARG:HH21	28:DE:88:GLY:CA	2.21	0.49
34:DN:85:VAL:HG11	34:DN:114:ILE:HD13	1.95	0.49
38:DQ:3:ARG:CG	38:DQ:4:LEU:N	2.76	0.49
38:DQ:67:ARG:CZ	38:DQ:67:ARG:HB2	2.42	0.49
45:DV:28:MET:CG	45:DV:37:VAL:HG11	2.40	0.49
50:D4:43:TYR:O	50:D4:43:TYR:CG	2.66	0.49
1:AA:266:G:H5''	1:AA:268:C:H41	1.75	0.49
1:AA:914:A:C4	1:AA:915:A:C8	3.00	0.49
1:AA:1028(A):C:C4	1:AA:1028(B):C:N4	2.79	0.49
1:AA:1223:C:P	1:AA:1224:G:H2'	2.53	0.49
1:AA:1278:U:H6	1:AA:1278:U:H3'	1.77	0.49
2:AE:52:GLU:HG2	2:AE:56:ARG:HH21	1.77	0.49
8:AK:26:VAL:O	8:AK:26:VAL:CG2	2.60	0.49
12:AO:24:VAL:HG11	12:AO:27:LEU:HD11	1.95	0.49
13:AP:47:ASP:O	13:AP:48:LEU:HB3	2.13	0.49
14:AQ:29:ARG:HG2	14:AQ:40:CYS:HB3	1.93	0.49
25:BA:273(F):C:H3'	25:BA:274:G:C5'	2.38	0.49
25:BA:363(B):G:H2'	25:BA:363(C):G:C8	2.47	0.49
25:BA:754:C:O2'	25:BA:755:C:H5'	2.12	0.49
25:BA:1299:G:H5''	25:BA:1300:U:OP1	2.11	0.49
25:BA:1575:C:H2'	25:BA:1576:U:H6	1.78	0.49
25:BA:2119:A:C5	25:BA:2171:A:H2	2.30	0.49
25:BA:2512:C:H2'	25:BA:2513:G:O4'	2.12	0.49
25:BA:2584:U:H2'	25:BA:2585:U:H2'	1.95	0.49
25:BA:2629:A:N6	25:BA:2895:U:C2	2.81	0.49
31:BH:59:ARG:HG3	31:BH:59:ARG:NH1	2.10	0.49
32:BK:18:VAL:HG21	32:BK:44:LEU:HD11	1.95	0.49
34:BN:104:ARG:HH11	39:BR:36:GLU:CD	2.15	0.49
36:BP:59:ARG:HD3	36:BP:59:ARG:H	1.78	0.49
37:B0:87:TYR:HE1	37:B0:117:VAL:HG12	1.77	0.49
44:BU:49:VAL:CG1	44:BU:50:ARG:H	2.25	0.49
1:CA:273:A:N6	1:CA:274:A:C6	2.80	0.49
1:CA:972:C:C3'	10:CM:57:LYS:HG3	2.42	0.49
1:CA:1143:G:H2'	1:CA:1144:G:C8	2.48	0.49
2:CE:92:TYR:HD2	2:CE:92:TYR:O	1.95	0.49
2:CE:185:ILE:HG12	2:CE:185:ILE:O	2.13	0.49

*Continued on next page...*

*Continued from previous page...*

Atom-1	Atom-2	Interatomic distance (Å)	Clash overlap (Å)
4:CG:19:LEU:O	4:CG:21:LEU:HG	2.12	0.49
6:CI:22:GLU:O	6:CI:26:ILE:HG13	2.11	0.49
16:CS:48:TRP:HH2	16:CS:76:GLN:NE2	2.09	0.49
25:DA:613:U:O4'	25:DA:613:U:O2	2.30	0.49
25:DA:952:G:P	36:DP:16:ARG:HH12	2.35	0.49
25:DA:1268:A:C2	25:DA:2013:A:C4	3.00	0.49
25:DA:1826:G:H2'	25:DA:1827:C:O5'	2.12	0.49
25:DA:2273:A:O2'	25:DA:2274:A:H5'	2.13	0.49
25:DA:2335:A:O2'	25:DA:2336:A:P	2.70	0.49
28:DE:101:ARG:CZ	28:DE:171:GLU:HB2	2.41	0.49
32:DK:5:LEU:HD11	32:DK:19:VAL:CG1	2.42	0.49
35:DO:61:ARG:O	35:DO:62:LEU:O	2.30	0.49
38:DQ:38:GLN:HG3	38:DQ:47:THR:HG21	1.94	0.49
40:D1:25:TRP:C	40:D1:25:TRP:CD1	2.85	0.49
45:DV:8:TYR:HD1	45:DV:38:TYR:CE1	2.31	0.49
45:DV:18:LEU:HB3	45:DV:23:LYS:O	2.13	0.49
1:AA:171:A:C6	1:AA:172:A:C6	3.00	0.49
1:AA:195:A:C6	1:AA:196:A:N1	2.81	0.49
1:AA:585:G:O2'	1:AA:879:C:H5''	2.13	0.49
1:AA:1000:A:O2'	1:AA:1001:G:H5'	2.12	0.49
1:AA:1110:A:O5'	1:AA:1110:A:H8	1.96	0.49
2:AE:178:ARG:NH1	2:AE:196:LEU:O	2.42	0.49
3:AF:27:LYS:HA	3:AF:27:LYS:NZ	2.28	0.49
9:AL:5:TYR:CE2	9:AL:16:ARG:HG2	2.40	0.49
12:AO:28:LYS:O	12:AO:28:LYS:HD2	2.12	0.49
12:AO:59:ARG:HB2	12:AO:65:GLU:HG3	1.95	0.49
23:AD:67:C:C4	23:AD:68:C:N4	2.81	0.49
25:BA:24:G:C2'	25:BA:25:U:H5'	2.43	0.49
25:BA:154:G:H2'	25:BA:155:C:O4'	2.12	0.49
25:BA:531:C:OP1	25:BA:561:G:N1	2.45	0.49
25:BA:811:U:P	35:BO:21:ARG:O	2.70	0.49
25:BA:1026:U:C1'	25:BA:1027:A:O5'	2.41	0.49
25:BA:2055:C:H5'	25:BA:2056:G:O5'	2.13	0.49
25:BA:2262:U:H4'	25:BA:2328:A:C2	2.47	0.49
25:BA:2287:A:N6	25:BA:2344:U:N3	2.46	0.49
25:BA:2688:U:C5	25:BA:2720:U:OP2	2.60	0.49
25:BA:2870:C:H5''	37:B0:65:LEU:HD21	1.94	0.49
28:BE:38:THR:O	28:BE:42:ASP:OD2	2.30	0.49
28:BE:73:GLU:HG3	28:BE:74:PRO:HD2	1.94	0.49
29:BF:164:ARG:HG2	29:BF:175:THR:OG1	2.12	0.49
31:BH:169:VAL:C	31:BH:170:ARG:CG	2.81	0.49

*Continued on next page...*

*Continued from previous page...*

Atom-1	Atom-2	Interatomic distance (Å)	Clash overlap (Å)
33:BM:4:TYR:CD2	40:B1:100:VAL:HG11	2.48	0.49
34:BN:98:VAL:HG13	34:BN:117:LEU:CB	2.43	0.49
35:BO:57:THR:C	35:BO:59:LEU:N	2.61	0.49
35:BO:65:ARG:O	35:BO:66:GLY:O	2.30	0.49
35:BO:140:ALA:O	35:BO:141:ALA:HB3	2.12	0.49
40:B1:95:LEU:O	40:B1:98:LEU:HB3	2.11	0.49
45:BV:1:MET:CE	45:BV:135:GLU:HB3	2.43	0.49
45:BV:164:ALA:O	45:BV:165:VAL:CG2	2.56	0.49
51:B5:16:ARG:HG3	51:B5:17:ASP:N	2.28	0.49
51:B5:16:ARG:O	51:B5:20:ARG:HD2	2.12	0.49
51:B5:40:LYS:HE2	51:B5:47:PRO:HD2	1.95	0.49
1:CA:350:G:H5'	1:CA:351:G:OP2	2.12	0.49
1:CA:775:G:C2'	1:CA:776:G:H5'	2.43	0.49
2:CE:16:HIS:ND1	2:CE:16:HIS:N	2.60	0.49
4:CG:13:ARG:NH1	4:CG:36:ARG:O	2.46	0.49
8:CK:29:SER:HB2	8:CK:32:LYS:HD2	1.94	0.49
10:CM:47:PHE:CZ	14:CQ:37:PHE:CE2	3.01	0.49
12:CO:83:VAL:HG13	12:CO:84:LEU:N	2.27	0.49
14:CQ:43:CYS:O	14:CQ:46:GLU:N	2.45	0.49
15:CR:50:HIS:O	15:CR:53:HIS:HB3	2.13	0.49
25:DA:21:A:C2'	25:DA:22:C:H5'	2.42	0.49
25:DA:777:A:O2'	25:DA:778:G:H5'	2.12	0.49
25:DA:885:C:N3	25:DA:890:A:C5	2.81	0.49
25:DA:1142(A):A:C8	25:DA:1144:G:C5	3.01	0.49
25:DA:1418:G:H8	25:DA:1418:G:O5'	1.94	0.49
25:DA:1536:A:H3'	25:DA:1537:C:O4'	2.12	0.49
25:DA:2067:G:O2'	25:DA:2069:G:H5''	2.13	0.49
25:DA:2169:A:H2'	25:DA:2169:A:N3	2.28	0.49
25:DA:2746:U:O3'	31:DH:138:LYS:HG3	2.12	0.49
28:DE:48:GLN:NE2	28:DE:78:LEU:CD1	2.72	0.49
29:DF:155:LEU:HD22	29:DF:185:ASP:O	2.13	0.49
30:DG:21:ARG:HH11	30:DG:21:ARG:HG2	1.76	0.49
35:DO:35:HIS:O	35:DO:36:LYS:O	2.30	0.49
36:DP:18:LYS:O	36:DP:19:GLY:O	2.30	0.49
42:DS:41:LYS:HD2	51:D5:25:LEU:HD11	1.94	0.49
45:DV:10:ARG:NH2	45:DV:25:PRO:HB3	2.27	0.49
45:DV:145:GLU:O	45:DV:146:ILE:HB	2.12	0.49
48:DW:71:ASN:O	48:DW:72:ALA:HB3	2.12	0.49
1:AA:412:A:C1'	1:AA:413:G:OP2	2.59	0.49
1:AA:674:G:H2'	1:AA:675:A:C8	2.47	0.49
1:AA:721:G:H4'	1:AA:722:A:O4'	2.13	0.49

*Continued on next page...*

*Continued from previous page...*

Atom-1	Atom-2	Interatomic distance (Å)	Clash overlap (Å)
1:AA:1194:U:H5''	5:AH:22:GLY:O	2.13	0.49
3:AF:188:LEU:HD13	3:AF:195:VAL:CG1	2.43	0.49
4:AG:10:ARG:HA	4:AG:13:ARG:HG3	1.94	0.49
5:AH:72:GLN:O	5:AH:75:THR:HG22	2.13	0.49
5:AH:96:PRO:HA	5:AH:117:ASP:CG	2.32	0.49
12:AO:55:VAL:HG12	12:AO:69:TYR:HA	1.92	0.49
20:AW:63:ILE:HG22	20:AW:77:ALA:HB1	1.95	0.49
21:AX:3:LYS:HB3	21:AX:14:TRP:CG	2.47	0.49
25:BA:442:G:C4	25:BA:444:C:C5	3.00	0.49
25:BA:1336:A:H2'	25:BA:1337:G:C8	2.48	0.49
26:BB:20:C:C2'	26:BB:21:G:H5'	2.43	0.49
28:BE:51:PHE:CE1	28:BE:52:LEU:HD21	2.47	0.49
28:BE:53:PRO:O	28:BE:74:PRO:HA	2.13	0.49
31:BH:75:ALA:O	31:BH:79:VAL:HG22	2.12	0.49
39:BR:41:ARG:NH1	39:BR:43:GLN:HB2	2.27	0.49
41:B2:44:LYS:HD2	41:B2:45:THR:N	2.21	0.49
46:B3:11:ARG:NH1	46:B3:11:ARG:HB2	2.28	0.49
1:CA:10:A:H2'	1:CA:11:G:C8	2.47	0.49
1:CA:51:A:H4'	1:CA:52:G:C5'	2.42	0.49
1:CA:113:G:O4'	1:CA:354:G:H4'	2.12	0.49
1:CA:209:U:H1'	1:CA:210:U:OP1	2.13	0.49
1:CA:266:G:H1'	1:CA:267:C:OP2	2.12	0.49
1:CA:373:A:C2	1:CA:374:A:C8	3.00	0.49
1:CA:604:G:H2'	1:CA:605:U:O4'	2.12	0.49
1:CA:775:G:O2'	1:CA:776:G:H5'	2.13	0.49
1:CA:1178:G:C8	1:CA:1180:A:OP2	2.65	0.49
1:CA:1199:U:H4'	10:CM:54:PHE:CZ	2.47	0.49
1:CA:1237:C:H5''	1:CA:1238:A:O4'	2.13	0.49
1:CA:1266:G:N2	1:CA:1270:C:C4	2.81	0.49
1:CA:1329:A:H2'	1:CA:1330:U:O4'	2.13	0.49
3:CF:18:TRP:HE3	3:CF:18:TRP:N	2.11	0.49
8:CK:29:SER:CB	8:CK:32:LYS:HD2	2.42	0.49
10:CM:13:HIS:HB3	10:CM:68:HIS:CD2	2.48	0.49
10:CM:82:ILE:O	10:CM:86:MET:HB2	2.12	0.49
13:CP:110:ARG:NH1	13:CP:110:ARG:HG2	2.28	0.49
20:CW:44:ALA:HB1	20:CW:91:LEU:HB2	1.95	0.49
23:CC:29:C:O2	23:CC:44:A:C2	2.65	0.49
25:DA:55:G:C2	25:DA:116:C:C2	3.01	0.49
25:DA:810:U:O5'	25:DA:810:U:H6	1.94	0.49
25:DA:1057:A:N1	25:DA:1081:U:C4	2.80	0.49
25:DA:1109:C:H5	25:DA:1110:G:C6	2.30	0.49

*Continued on next page...*

*Continued from previous page...*

Atom-1	Atom-2	Interatomic distance (Å)	Clash overlap (Å)
25:DA:1167:U:C2	25:DA:1183:G:N2	2.81	0.49
25:DA:1665:A:C4'	34:DN:67:LYS:HB2	2.43	0.49
25:DA:2097:C:H2'	25:DA:2098:U:O4'	2.12	0.49
25:DA:2111:C:H41	25:DA:2147:G:N2	2.10	0.49
26:DB:15:A:C5'	26:DB:16:G:H8	2.20	0.49
26:DB:70:C:H2'	26:DB:71:C:H6	1.78	0.49
29:DF:51:THR:HB	29:DF:88:VAL:HG11	1.95	0.49
36:DP:102:VAL:O	36:DP:103:MET:C	2.50	0.49
38:DQ:10:ARG:O	38:DQ:14:VAL:HG12	2.13	0.49
45:DV:24:LEU:HD12	45:DV:25:PRO:O	2.13	0.49
50:D4:49:PHE:CD1	50:D4:50:VAL:HG13	2.47	0.49
1:AA:223:U:H2'	1:AA:224:C:H6	1.76	0.49
1:AA:967:C:H4'	9:AL:125:TYR:HE2	1.77	0.49
1:AA:1156:G:C2'	1:AA:1157:A:H5''	2.41	0.49
1:AA:1277:C:O2'	1:AA:1279:A:H1'	2.11	0.49
1:AA:1402:C:H2'	1:AA:1403:C:O4'	2.13	0.49
2:AE:165:VAL:HG23	2:AE:166:ASP:H	1.78	0.49
2:AE:200:ILE:HD12	2:AE:200:ILE:N	2.28	0.49
4:AG:112:VAL:HG12	4:AG:116:GLN:OE1	2.13	0.49
4:AG:194:LEU:HD12	4:AG:195:ALA:N	2.27	0.49
5:AH:148:VAL:HG21	8:AK:107:LEU:CD2	2.41	0.49
9:AL:79:LEU:O	9:AL:82:ALA:HB3	2.12	0.49
25:BA:619:G:H5''	25:BA:620:G:OP2	2.12	0.49
25:BA:646:A:H2'	25:BA:647:G:O5'	2.12	0.49
25:BA:693:C:O2'	25:BA:694:U:H5'	2.13	0.49
25:BA:814:C:O2'	25:BA:815:C:H5'	2.13	0.49
25:BA:1914:C:H2'	25:BA:1915:U:O4'	2.13	0.49
25:BA:2402:C:H2'	25:BA:2403:C:C5'	2.41	0.49
25:BA:2682:U:H5''	28:BE:11:MET:HB2	1.95	0.49
28:BE:182:LEU:HD12	28:BE:183:LEU:N	2.26	0.49
29:BF:123:LEU:HD12	29:BF:124:LEU:H	1.76	0.49
29:BF:178:PRO:HG2	29:BF:179:GLU:OE2	2.13	0.49
31:BH:4:ILE:H	31:BH:4:ILE:CD1	2.15	0.49
35:BO:79:ARG:HB2	35:BO:110:TYR:CD1	2.47	0.49
38:BQ:27:SER:HA	38:BQ:88:ASP:HB3	1.95	0.49
39:BR:122:ASP:O	39:BR:126:ALA:HB3	2.13	0.49
42:BS:111:HIS:HD2	42:BS:112:GLY:H	1.59	0.49
1:CA:186(F):C:H2'	1:CA:187:C:O4'	2.12	0.49
1:CA:543:C:OP1	4:CG:14:ARG:HD2	2.13	0.49
1:CA:926:G:H5''	1:CA:927:G:O5'	2.13	0.49
1:CA:1221:G:H4'	19:CV:77:THR:HG21	1.94	0.49

*Continued on next page...*



*Continued from previous page...*

Atom-1	Atom-2	Interatomic distance (Å)	Clash overlap (Å)
2:CE:80:ILE:HD12	2:CE:84:GLU:HG3	1.95	0.49
5:CH:88:LYS:HB3	5:CH:123:LEU:HB2	1.94	0.49
5:CH:105:VAL:HG21	5:CH:128:PRO:HB3	1.94	0.49
13:CP:49:THR:HB	13:CP:52:GLU:OE1	2.12	0.49
13:CP:78:ILE:HD13	13:CP:92:HIS:CD2	2.48	0.49
18:CU:29:PHE:CD1	18:CU:39:VAL:HG11	2.47	0.49
25:DA:141:A:C8	25:DA:1408:C:H1'	2.48	0.49
25:DA:337:C:H2'	25:DA:338:G:O4'	2.12	0.49
25:DA:1773:A:H2	25:DA:1977:A:N1	2.11	0.49
25:DA:2129:C:N4	25:DA:2130:U:H3	2.10	0.49
25:DA:2749:A:N6	25:DA:2750:A:H62	2.11	0.49
25:DA:2805:G:H2'	25:DA:2807:G:C8	2.48	0.49
28:DE:66:HIS:CE1	28:DE:73:GLU:OE1	2.65	0.49
30:DG:61:ALA:HA	30:DG:64:THR:HG22	1.95	0.49
31:DH:41:MET:O	31:DH:42:ARG:HB3	2.13	0.49
34:DN:122:LEU:HD13	39:DR:72:VAL:HG11	1.93	0.49
37:D0:20:LEU:HD21	37:D0:40:LYS:HD3	1.93	0.49
41:D2:64:HIS:CD2	41:D2:92:THR:OG1	2.66	0.49
43:DT:23:GLU:HG3	43:DT:24:GLY:N	2.23	0.49
44:DU:89:PHE:HB2	44:DU:90:LEU:HD23	1.95	0.49
48:DW:17:SER:CB	48:DW:18:PRO:HA	2.42	0.49
1:AA:132:C:C2	1:AA:231:G:N2	2.81	0.49
1:AA:575:G:C5	1:AA:881:G:C2	3.01	0.49
1:AA:1047:G:H2'	1:AA:1048:G:H5'	1.94	0.49
1:AA:1352:C:H42	1:AA:1370:G:H1	1.61	0.49
1:AA:1455:G:C5'	20:AW:32:ALA:HB2	2.43	0.49
17:AT:45:HIS:CD2	17:AT:65:ILE:HG12	2.48	0.49
20:AW:100:ILE:CG1	20:AW:101:GLY:H	2.25	0.49
25:BA:317:G:C2	25:BA:318:C:C2	3.01	0.49
25:BA:576:U:H2'	25:BA:577:G:C8	2.48	0.49
25:BA:607:U:O2	25:BA:621:A:N1	2.46	0.49
25:BA:1026:U:H1'	25:BA:1027:A:C5'	2.42	0.49
25:BA:1761:C:N3	25:BA:1762:A:C6	2.81	0.49
25:BA:2117:A:O2'	25:BA:2118:U:C5	2.65	0.49
25:BA:2271:G:OP1	46:B3:18:ALA:HB1	2.13	0.49
25:BA:2702:U:H4'	25:BA:2703:C:OP1	2.12	0.49
25:BA:2741:A:H2'	25:BA:2742:C:O4'	2.13	0.49
25:BA:2849:U:O4	39:BR:23:ARG:NH2	2.43	0.49
26:BB:73:A:C3'	26:BB:74:U:H5'	2.43	0.49
27:BD:186:HIS:CD2	27:BD:188:GLU:HB2	2.48	0.49
28:BE:35:GLN:HB2	28:BE:48:GLN:CG	2.36	0.49

*Continued on next page...*

*Continued from previous page...*

Atom-1	Atom-2	Interatomic distance (Å)	Clash overlap (Å)
28:BE:81:ILE:HD13	28:BE:81:ILE:N	2.27	0.49
30:BG:37:VAL:HG22	30:BG:159:VAL:HB	1.95	0.49
37:B0:9:LYS:HA	37:B0:17:ARG:HE	1.76	0.49
40:B1:8:VAL:CG2	40:B1:11:ARG:HH21	2.25	0.49
40:B1:78:THR:O	40:B1:81:HIS:N	2.46	0.49
43:BT:82:GLN:HE21	43:BT:83:VAL:N	2.11	0.49
45:BV:69:THR:HG22	45:BV:90:VAL:HG22	1.92	0.49
54:B8:51:ALA:N	54:B8:53:PRO:HD2	2.28	0.49
1:CA:191(A):G:C2'	1:CA:191(B):G:H5'	2.43	0.49
1:CA:1069:C:H5	1:CA:1094:G:O6	1.95	0.49
1:CA:1143:G:H2'	1:CA:1144:G:H8	1.77	0.49
1:CA:1400:C:N4	23:CC:35:C:H1'	2.28	0.49
2:CE:19:HIS:CD2	2:CE:20:GLU:OE1	2.66	0.49
2:CE:51:LEU:HG	2:CE:201:ILE:HG23	1.94	0.49
9:CL:10:ARG:HD3	9:CL:75:ASP:HB3	1.94	0.49
9:CL:17:VAL:HA	9:CL:63:ILE:HG12	1.94	0.49
10:CM:54:PHE:CD1	10:CM:55:LYS:HE3	2.48	0.49
13:CP:55:ARG:HG3	13:CP:55:ARG:NH1	2.26	0.49
17:CT:67:LYS:CA	17:CT:70:ARG:HH12	2.23	0.49
20:CW:33:ILE:HD12	20:CW:63:ILE:HA	1.94	0.49
23:CC:66:C:O2'	23:CC:67:C:H5'	2.13	0.49
23:CD:22:A:C2	23:CD:47:G:C8	3.00	0.49
25:DA:945:A:C4	25:DA:2448:A:C2	3.01	0.49
25:DA:1058:U:O2	25:DA:1080:A:N1	2.45	0.49
25:DA:1075:C:H2'	25:DA:1076:C:C6	2.48	0.49
25:DA:1800:C:OP2	27:DD:183:ARG:NH2	2.45	0.49
25:DA:2332:U:H5'	46:D3:43:THR:HG21	1.94	0.49
26:DB:5:C:N4	26:DB:115:G:H1	2.09	0.49
26:DB:87:G:H3'	26:DB:88:C:C5'	2.43	0.49
28:DE:23:VAL:HA	28:DE:184:VAL:O	2.13	0.49
28:DE:48:GLN:CG	28:DE:78:LEU:HB3	2.42	0.49
30:DG:7:LEU:O	30:DG:7:LEU:HD23	2.13	0.49
36:DP:60:ARG:HG3	36:DP:60:ARG:O	2.13	0.49
40:D1:95:LEU:CD2	41:D2:13:ARG:HB2	2.43	0.49
43:DT:18:TYR:HD1	43:DT:21:PHE:CE2	2.30	0.49
45:DV:29:TYR:HA	45:DV:33:LEU:O	2.13	0.49
52:D6:39:TYR:O	52:D6:47:THR:O	2.30	0.49
1:AA:20:U:C2'	1:AA:21:G:H5'	2.43	0.49
1:AA:123:C:OP2	1:AA:123:C:H6	1.95	0.49
1:AA:411:A:C6	1:AA:429:U:C4	3.01	0.49
1:AA:686:U:C2'	1:AA:687:A:O5'	2.60	0.49

*Continued on next page...*

*Continued from previous page...*

Atom-1	Atom-2	Interatomic distance (Å)	Clash overlap (Å)
1:AA:1240:U:P	7:AJ:116:ALA:HB2	2.52	0.49
2:AE:21:ARG:O	2:AE:23:ARG:N	2.46	0.49
3:AF:56:ASP:HB2	3:AF:67:THR:HB	1.93	0.49
4:AG:33:MET:CE	4:AG:37:PRO:HA	2.42	0.49
4:AG:119:GLN:CG	4:AG:123:HIS:CD2	2.96	0.49
4:AG:138:TYR:HD2	4:AG:139:ARG:N	2.09	0.49
14:AQ:23:ARG:CG	14:AQ:23:ARG:NH1	2.75	0.49
17:AT:65:ILE:HD12	17:AT:65:ILE:N	2.27	0.49
22:AB:24:C:H3'	22:AB:24:C:C6	2.48	0.49
24:A1:14:U:H2'	24:A1:15:U:O4'	2.13	0.49
25:BA:194:G:H2'	25:BA:195:A:O4'	2.12	0.49
25:BA:443:A:N7	29:BF:45:ARG:CD	2.71	0.49
25:BA:1088:A:H3'	25:BA:1088:A:N3	2.27	0.49
25:BA:1534:G:C6	25:BA:1538:G:N2	2.80	0.49
25:BA:1899:G:O2'	25:BA:1900:A:P	2.70	0.49
25:BA:2288:A:C2	25:BA:2325:G:C8	3.01	0.49
25:BA:2365:G:O6	54:B8:39:LYS:HE3	2.12	0.49
26:BB:42:C:O3'	30:BG:67:LYS:NZ	2.46	0.49
28:BE:54:GLN:O	28:BE:55:ASN:HB2	2.12	0.49
28:BE:120:TRP:CD2	28:BE:155:LYS:HD3	2.47	0.49
33:BM:35:ARG:O	33:BM:35:ARG:CG	2.61	0.49
42:BS:40:ASN:O	42:BS:41:LYS:HG2	2.13	0.49
44:BU:44:ILE:HG13	44:BU:45:VAL:H	1.78	0.49
50:B4:24:THR:O	50:B4:25:TYR:HB2	2.13	0.49
50:B4:56:VAL:HG13	50:B4:60:GLN:HG3	1.95	0.49
1:CA:184:G:N2	1:CA:194:C:C2	2.81	0.49
1:CA:279:A:H5''	1:CA:281:G:H5'	1.94	0.49
1:CA:380:G:C2	1:CA:384:G:C6	3.01	0.49
1:CA:411:A:N7	1:CA:429:U:C5	2.80	0.49
1:CA:580:U:H2'	1:CA:581:G:O4'	2.13	0.49
1:CA:973:G:C1'	10:CM:55:LYS:HG3	2.42	0.49
1:CA:1035:A:H3'	1:CA:1036:G:H5''	1.95	0.49
1:CA:1297:C:C1'	1:CA:1298:C:OP2	2.59	0.49
1:CA:1305:G:H5''	21:CX:4:GLY:HA3	1.94	0.49
1:CA:1342:C:O2'	1:CA:1343:G:H5'	2.13	0.49
2:CE:68:ILE:HD12	2:CE:222:ILE:HD11	1.95	0.49
2:CE:111:ARG:HH11	2:CE:111:ARG:CG	2.13	0.49
6:CI:53:ALA:HB3	6:CI:86:ARG:HD3	1.95	0.49
10:CM:33:GLN:CB	10:CM:75:ILE:HG12	2.42	0.49
18:CU:44:LEU:HD11	18:CU:70:ILE:HG21	1.95	0.49
25:DA:6:A:H4'	33:DM:129:PRO:CB	2.42	0.49

*Continued on next page...*

*Continued from previous page...*

Atom-1	Atom-2	Interatomic distance (Å)	Clash overlap (Å)
25:DA:620:G:N3	25:DA:620:G:C5'	2.76	0.49
25:DA:648:G:O2'	25:DA:649:G:H5'	2.12	0.49
25:DA:843:G:N2	25:DA:936:C:C2	2.81	0.49
25:DA:1012:U:C2	25:DA:1143:A:H2	2.21	0.49
25:DA:1062:G:N2	25:DA:1077:A:H1'	2.28	0.49
25:DA:2224:G:H4'	25:DA:2226:C:C2	2.47	0.49
25:DA:2364:C:H2'	25:DA:2365:G:H5'	1.94	0.49
25:DA:2485:G:C2	25:DA:2486:G:C8	3.00	0.49
26:DB:75:G:H5'	26:DB:75:G:C8	2.37	0.49
28:DE:4:ILE:HD12	28:DE:28:ALA:CB	2.42	0.49
28:DE:36:ARG:O	28:DE:37:ARG:O	2.30	0.49
29:DF:25:PRO:HG2	29:DF:26:ALA:H	1.77	0.49
31:DH:10:PRO:HD2	31:DH:50:VAL:O	2.13	0.49
36:DP:29:PHE:CB	36:DP:65:PHE:CD1	2.92	0.49
38:DQ:84:GLN:HA	38:DQ:109:GLY:HA3	1.95	0.49
41:D2:76:LYS:C	41:D2:79:VAL:HG23	2.27	0.49
43:DT:10:ALA:HB1	43:DT:11:PRO:HD2	1.94	0.49
45:DV:148:ASP:OD2	45:DV:149:SER:O	2.30	0.49
47:DZ:23:LYS:O	47:DZ:31:GLY:HA2	2.13	0.49
1:AA:49:U:O2'	1:AA:50:A:H2'	2.12	0.48
1:AA:753:A:H4'	1:AA:754:C:C5'	2.43	0.48
1:AA:1140:C:H2'	1:AA:1141:C:H6	1.78	0.48
4:AG:65:ARG:NH1	4:AG:65:ARG:HG2	2.26	0.48
16:AS:8:ARG:O	16:AS:9:PHE:CD2	2.66	0.48
25:BA:26:G:H1'	25:BA:515:A:N6	2.27	0.48
25:BA:107:C:H2'	25:BA:108:U:H6	1.77	0.48
25:BA:298:G:OP1	44:BU:84:ARG:HG2	2.12	0.48
25:BA:1070:A:C3'	25:BA:1071:G:H5''	2.43	0.48
25:BA:1517:G:H4'	25:BA:1556:C:O2'	2.13	0.48
25:BA:1519:G:O2'	25:BA:1520:U:H5'	2.13	0.48
25:BA:2003:G:H2'	25:BA:2004:G:O5'	2.13	0.48
25:BA:2248:C:H2'	25:BA:2249:U:H5'	1.95	0.48
25:BA:2346:A:O3'	52:B6:39:TYR:OH	2.31	0.48
26:BB:94:C:C2'	26:BB:95:U:H5'	2.44	0.48
27:BD:27:THR:O	27:BD:28:GLU:OE1	2.30	0.48
27:BD:181:GLU:HG3	27:BD:272:ALA:CB	2.40	0.48
31:BH:98:LEU:HD12	31:BH:102:ALA:O	2.13	0.48
33:BM:38:HIS:O	40:B1:67:ALA:HB1	2.12	0.48
35:BO:56:SER:O	35:BO:57:THR:O	2.30	0.48
35:BO:61:ARG:O	35:BO:62:LEU:O	2.30	0.48
37:B0:70:LEU:O	37:B0:72:ASP:N	2.46	0.48

*Continued on next page...*

*Continued from previous page...*

Atom-1	Atom-2	Interatomic distance (Å)	Clash overlap (Å)
42:BS:73:ALA:HB3	42:BS:106:ILE:CD1	2.43	0.48
45:BV:130:PRO:HA	45:BV:133:ILE:HD11	1.93	0.48
46:B3:27:GLU:HG3	46:B3:69:PHE:H	1.78	0.48
52:B6:47:THR:CG2	52:B6:48:VAL:N	2.49	0.48
1:CA:114:U:H2'	1:CA:115:G:C8	2.48	0.48
1:CA:257:G:H2'	1:CA:258:G:O4'	2.13	0.48
1:CA:510:A:H5''	1:CA:511:C:P	2.53	0.48
1:CA:620:C:H2'	1:CA:621:A:O4'	2.13	0.48
1:CA:949:A:C1'	1:CA:1364:U:H3	2.26	0.48
1:CA:1069:C:O2'	1:CA:1192:C:H1'	2.12	0.48
1:CA:1069:C:C5	1:CA:1094:G:O6	2.66	0.48
1:CA:1069:C:H4'	1:CA:1192:C:O2	2.13	0.48
4:CG:8:VAL:HG11	4:CG:21:LEU:HB2	1.94	0.48
9:CL:18:PHE:HB2	9:CL:62:TYR:O	2.12	0.48
10:CM:6:ILE:HG12	10:CM:72:VAL:O	2.13	0.48
15:CR:15:PHE:CE2	15:CR:84:LYS:HD2	2.47	0.48
16:CS:3:LYS:O	16:CS:21:VAL:HA	2.13	0.48
25:DA:320:A:H4'	25:DA:322:A:C8	2.48	0.48
25:DA:756:C:H2'	25:DA:757:U:H5'	1.95	0.48
25:DA:877:U:C4'	25:DA:878:A:OP1	2.61	0.48
25:DA:888:C:H4'	25:DA:889:C:H5'	1.95	0.48
25:DA:2681:C:O2	25:DA:2681:C:C2'	2.54	0.48
25:DA:2766:G:H2'	25:DA:2766:G:N3	2.28	0.48
28:DE:203:LYS:O	28:DE:204:ALA:CB	2.59	0.48
30:DG:16:ARG:N	30:DG:17:PRO:HD2	2.27	0.48
35:DO:83:VAL:HG12	35:DO:112:LEU:HD21	1.94	0.48
36:DP:65:PHE:O	36:DP:66:ILE:O	2.30	0.48
38:DQ:10:ARG:HH21	38:DQ:91:PRO:HB2	1.78	0.48
39:DR:125:ARG:HB3	39:DR:129:ARG:NH2	2.27	0.48
39:DR:136:GLN:O	39:DR:137:LYS:HD2	2.12	0.48
40:D1:91:ASP:C	40:D1:93:LYS:N	2.65	0.48
52:D6:9:LEU:HD22	52:D6:11:LEU:CD2	2.43	0.48
52:D6:25:LYS:HE2	52:D6:27:LYS:NZ	2.28	0.48
1:AA:539:A:H2'	1:AA:540:G:C8	2.48	0.48
1:AA:628:G:H2'	1:AA:629:G:C8	2.48	0.48
1:AA:659:U:O2	1:AA:660:G:C8	2.67	0.48
1:AA:1004:A:C8	1:AA:1036:G:N2	2.75	0.48
1:AA:1098:C:H2'	1:AA:1099:G:O4'	2.13	0.48
1:AA:1130:A:O5'	1:AA:1131:G:P	2.71	0.48
8:AK:41:ARG:HG3	8:AK:41:ARG:NH1	2.27	0.48
25:BA:172:C:H2'	25:BA:173:G:C8	2.48	0.48

*Continued on next page...*

*Continued from previous page...*

Atom-1	Atom-2	Interatomic distance (Å)	Clash overlap (Å)
25:BA:1063:G:O2'	25:BA:1064:C:H5'	2.14	0.48
25:BA:1077:A:H3'	25:BA:1078:U:H5''	1.90	0.48
25:BA:1341:U:O4	43:BT:16:LYS:HE2	2.13	0.48
25:BA:1586:A:H3'	25:BA:1587:A:C8	2.47	0.48
25:BA:1735:C:C2'	25:BA:1741:C:H5'	2.43	0.48
25:BA:2492:U:H2'	25:BA:2493:U:C6	2.48	0.48
28:BE:25:VAL:HG13	28:BE:183:LEU:HG	1.95	0.48
30:BG:96:ARG:HA	30:BG:99:MET:HG2	1.95	0.48
37:B0:104:ARG:NH1	37:B0:107:ASP:OD1	2.34	0.48
38:BQ:86:ALA:O	38:BQ:87:PHE:HB3	2.14	0.48
38:BQ:106:ARG:N	38:BQ:110:LEU:HD21	2.28	0.48
39:BR:110:ILE:O	39:BR:110:ILE:HD12	2.13	0.48
45:BV:113:ALA:N	45:BV:114:GLY:CA	2.74	0.48
48:BW:15:LYS:H	48:BW:67:LYS:NZ	2.11	0.48
52:B6:34:LEU:O	52:B6:51:GLU:HB3	2.13	0.48
1:CA:662:G:H2'	1:CA:663:A:C8	2.47	0.48
4:CG:111:ALA:HB2	4:CG:120:LEU:CD1	2.43	0.48
5:CH:70:PRO:O	5:CH:71:LEU:HD23	2.13	0.48
7:CJ:95:ARG:NH2	7:CJ:99:LEU:HD11	2.28	0.48
10:CM:6:ILE:HG22	10:CM:98:ILE:CG2	2.42	0.48
18:CU:38:GLU:OE2	18:CU:38:GLU:HA	2.12	0.48
20:CW:40:ALA:HB2	20:CW:55:ILE:HG22	1.94	0.48
23:CC:62:C:H2'	23:CC:63:C:C6	2.43	0.48
25:DA:172:C:H2'	25:DA:173:G:C8	2.47	0.48
25:DA:1085:A:H4'	25:DA:1086:A:OP1	2.13	0.48
25:DA:1106:G:H2'	25:DA:1107:G:O4'	2.13	0.48
25:DA:1218:C:O2'	25:DA:1219:G:H5'	2.13	0.48
25:DA:1494:A:H2'	25:DA:1495:A:C8	2.48	0.48
25:DA:1638:C:O2	25:DA:2698:U:O2'	2.27	0.48
25:DA:2065:C:H2'	25:DA:2066:C:C6	2.47	0.48
27:DD:70:TRP:CD1	27:DD:70:TRP:C	2.86	0.48
30:DG:105:LYS:CE	50:D4:26:SER:HB3	2.44	0.48
32:DK:56:LYS:HG3	32:DK:57:ARG:N	2.28	0.48
35:DO:64:LYS:CB	54:D8:25:MET:SD	3.01	0.48
36:DP:87:LYS:O	36:DP:88:GLY:O	2.30	0.48
38:DQ:95:HIS:N	38:DQ:99:LYS:HB2	2.28	0.48
40:D1:91:ASP:O	40:D1:92:ARG:HG2	2.13	0.48
40:D1:92:ARG:CD	40:D1:95:LEU:HD12	2.42	0.48
43:DT:40:LYS:HG3	43:DT:51:VAL:CG1	2.44	0.48
44:DU:29:GLU:HB2	44:DU:38:ILE:HD12	1.94	0.48
45:DV:19:ARG:HH11	45:DV:84:GLU:HB2	1.77	0.48

*Continued on next page...*

*Continued from previous page...*

Atom-1	Atom-2	Interatomic distance (Å)	Clash overlap (Å)
54:D8:47:LYS:O	54:D8:48:PHE:CB	2.61	0.48
1:AA:87:A:H2'	1:AA:88:C:H6	1.76	0.48
1:AA:451:A:N6	1:AA:480:U:H2'	2.29	0.48
1:AA:651:C:O2	1:AA:651:C:H2'	2.12	0.48
4:AG:14:ARG:C	4:AG:14:ARG:HD3	2.33	0.48
5:AH:87:SER:HB3	5:AH:125:SER:O	2.13	0.48
16:AS:16:HIS:O	16:AS:17:TYR:O	2.30	0.48
22:AB:2:C:H2'	22:AB:3:C:H6	1.78	0.48
25:BA:654(S):G:C4'	25:BA:654(T):A:OP1	2.60	0.48
25:BA:753:C:O2'	25:BA:754:C:H5'	2.13	0.48
25:BA:978:G:C2	25:BA:986:C:C2	3.02	0.48
25:BA:1296:G:O2'	25:BA:1297:C:H5'	2.13	0.48
25:BA:1716:U:O2'	25:BA:1717:G:H5'	2.13	0.48
25:BA:1856:G:H2'	25:BA:1857:G:H5'	1.94	0.48
25:BA:2023:G:H5'	25:BA:2617:C:H4'	1.95	0.48
25:BA:2884:U:C2'	25:BA:2885:C:H5'	2.43	0.48
26:BB:1:U:H2'	26:BB:2:C:C6	2.48	0.48
45:BV:7:ALA:HB3	45:BV:61:LEU:HB2	1.95	0.48
45:BV:105:VAL:HG13	45:BV:140:ASP:HB3	1.95	0.48
1:CA:115:G:H4'	1:CA:116:A:O5'	2.12	0.48
1:CA:1281:U:H4'	1:CA:1282:C:OP2	2.13	0.48
1:CA:1338:G:C6	1:CA:1339:A:N1	2.81	0.48
1:CA:1378:C:C5	1:CA:1379:G:N9	2.78	0.48
2:CE:213:LEU:HD23	2:CE:213:LEU:O	2.13	0.48
7:CJ:131:LYS:HB2	7:CJ:131:LYS:NZ	2.28	0.48
9:CL:26:VAL:HG21	9:CL:47:LEU:HD21	1.96	0.48
22:CB:52:U:H3'	22:CB:53:A:C8	2.48	0.48
25:DA:581:C:H2'	25:DA:582:G:C8	2.45	0.48
25:DA:872:A:C5	25:DA:906:G:N2	2.82	0.48
25:DA:1012:U:C2	33:DM:25:ARG:NH1	2.81	0.48
25:DA:2272:U:C5'	25:DA:2273:A:OP1	2.61	0.48
25:DA:2875:C:O2'	39:DR:3:ARG:HG3	2.13	0.48
26:DB:74:U:C3'	26:DB:75:G:H5''	2.44	0.48
30:DG:36:LYS:HG3	30:DG:93:THR:HG23	1.95	0.48
32:DK:78:THR:CG2	32:DK:104:GLN:HE22	2.26	0.48
35:DO:146:VAL:HG22	35:DO:147:LEU:CD1	2.44	0.48
36:DP:62:GLY:O	36:DP:63:LYS:CB	2.61	0.48
39:DR:78:LEU:O	39:DR:78:LEU:HD23	2.13	0.48
39:DR:99:LEU:O	39:DR:101:PHE:N	2.46	0.48
41:D2:78:LYS:O	41:D2:79:VAL:HG13	2.13	0.48
43:DT:49:VAL:HB	43:DT:83:VAL:CG2	2.43	0.48

*Continued on next page...*

*Continued from previous page...*

Atom-1	Atom-2	Interatomic distance (Å)	Clash overlap (Å)
44:DU:43:ASN:N	44:DU:43:ASN:HD22	2.12	0.48
44:DU:101:LYS:HB3	44:DU:101:LYS:HE2	1.63	0.48
45:DV:6:LYS:HE3	45:DV:43:GLU:HG3	1.95	0.48
1:AA:390:C:H2'	1:AA:391:G:C8	2.48	0.48
1:AA:392:G:P	16:AS:12:LYS:HG3	2.53	0.48
1:AA:404:U:H5'	4:AG:122:ARG:HD2	1.94	0.48
1:AA:519:C:H2'	1:AA:520:A:C8	2.48	0.48
1:AA:601:C:H2'	1:AA:602:A:C8	2.48	0.48
1:AA:974:A:C2'	1:AA:975:A:OP2	2.61	0.48
1:AA:974:A:OP2	14:AQ:41:ARG:NH1	2.46	0.48
1:AA:1151:A:N6	1:AA:1152:A:N6	2.61	0.48
1:AA:1157:A:O2'	1:AA:1158:C:H5''	2.13	0.48
1:AA:1164:G:O2'	1:AA:1165:C:H5'	2.13	0.48
1:AA:1501:C:OP2	1:AA:1504:G:H2'	2.13	0.48
2:AE:96:ARG:HD2	2:AE:96:ARG:N	2.12	0.48
8:AK:7:ALA:HB2	8:AK:85:ARG:CD	2.43	0.48
11:AN:57:THR:HG22	11:AN:59:TYR:N	2.21	0.48
11:AN:81:ASP:O	11:AN:82:VAL:O	2.31	0.48
13:AP:11:ARG:HG2	13:AP:12:ASN:H	1.77	0.48
15:AR:4:THR:OG1	15:AR:7:GLU:HB2	2.12	0.48
22:AB:60:A:H61	22:AB:76:U:H3	1.60	0.48
23:AD:8:U:C5	23:AD:13:C:C4	3.01	0.48
25:BA:72:U:H1'	48:BW:58:ALA:CB	2.44	0.48
25:BA:247:G:H4'	25:BA:386:G:C5	2.48	0.48
25:BA:818:G:H4'	25:BA:838:C:O3'	2.13	0.48
25:BA:863:A:H2'	25:BA:864:G:C8	2.48	0.48
25:BA:1007:C:OP1	33:BM:35:ARG:NH1	2.46	0.48
25:BA:2562:U:C1'	34:BN:23:ARG:HH11	2.22	0.48
25:BA:2580:U:H4'	28:BE:130:GLY:CA	2.42	0.48
25:BA:2895:U:H6	25:BA:2895:U:O5'	1.96	0.48
27:BD:35:LYS:CA	27:BD:64:ILE:CG2	2.91	0.48
27:BD:158:ALA:O	27:BD:159:ALA:C	2.51	0.48
28:BE:183:LEU:N	28:BE:183:LEU:CD1	2.77	0.48
31:BH:105:LEU:H	31:BH:105:LEU:CD2	2.27	0.48
33:BM:120:LEU:HD21	33:BM:122:VAL:HG23	1.95	0.48
33:BM:130:HIS:HD2	33:BM:134:ARG:NH1	2.12	0.48
36:BP:30:GLY:HA3	36:BP:107:ALA:HB2	1.92	0.48
40:B1:90:VAL:HG12	40:B1:91:ASP:N	2.26	0.48
41:B2:19:LYS:HG3	41:B2:95:LEU:HD23	1.94	0.48
46:B3:55:ARG:HH11	46:B3:55:ARG:HG3	1.78	0.48
48:BW:42:GLY:O	48:BW:44:LEU:N	2.46	0.48

*Continued on next page...*



*Continued from previous page...*

Atom-1	Atom-2	Interatomic distance (Å)	Clash overlap (Å)
1:CA:428:G:O4'	1:CA:430:A:C8	2.66	0.48
1:CA:495:A:H4'	1:CA:496:A:OP1	2.14	0.48
1:CA:946:A:H2'	1:CA:947:G:H8	1.74	0.48
1:CA:1176:A:C6	1:CA:1177:G:C5	3.01	0.48
1:CA:1213:A:C5	1:CA:1215:G:C4	3.01	0.48
2:CE:5:ILE:HG12	2:CE:55:PHE:HB3	1.94	0.48
7:CJ:43:PHE:O	7:CJ:47:CYS:HB2	2.13	0.48
19:CV:64:GLU:CD	19:CV:64:GLU:H	2.17	0.48
25:DA:141:A:H8	25:DA:1595:G:N2	2.03	0.48
25:DA:227:A:C2	25:DA:2407:G:H1'	2.49	0.48
25:DA:322:A:H4'	25:DA:323:G:OP2	2.13	0.48
25:DA:496:G:C2'	25:DA:497:A:H5'	2.44	0.48
25:DA:598:G:C6	25:DA:599:G:C5	3.01	0.48
25:DA:1005:C:O4'	25:DA:1143:A:H2	1.97	0.48
25:DA:1061:U:H4'	25:DA:1070:A:C1'	2.43	0.48
25:DA:1407:C:C2	25:DA:1596:A:C2	3.00	0.48
25:DA:1693:U:H4'	25:DA:1694:C:OP2	2.13	0.48
25:DA:2165:G:N3	25:DA:2165:G:H2'	2.29	0.48
25:DA:2345:G:N3	25:DA:2381:C:H2'	2.28	0.48
25:DA:2680:C:O2'	25:DA:2681:C:H5'	2.14	0.48
28:DE:60:ASN:ND2	28:DE:60:ASN:H	2.11	0.48
30:DG:101:ILE:HD12	30:DG:102:PHE:N	2.27	0.48
31:DH:10:PRO:CG	31:DH:50:VAL:HG13	2.43	0.48
31:DH:26:VAL:HG11	31:DH:33:LEU:HB2	1.95	0.48
32:DK:5:LEU:HD11	32:DK:19:VAL:HG12	1.94	0.48
33:DM:134:ARG:N	33:DM:135:PRO:CD	2.77	0.48
35:DO:10:PRO:O	35:DO:11:GLY:O	2.30	0.48
35:DO:55:ARG:O	35:DO:56:SER:C	2.51	0.48
35:DO:56:SER:O	35:DO:57:THR:O	2.30	0.48
36:DP:133:ARG:O	36:DP:133:ARG:HD3	2.13	0.48
39:DR:82:LEU:H	39:DR:82:LEU:HD12	1.77	0.48
41:D2:73:SER:HB2	41:D2:83:ARG:HA	1.95	0.48
1:AA:164:U:H2'	1:AA:165:C:C5	2.49	0.48
1:AA:271:C:H2'	1:AA:272:C:C6	2.47	0.48
5:AH:13:ILE:HD11	5:AH:55:VAL:HG22	1.96	0.48
9:AL:17:VAL:HG21	9:AL:80:GLY:HA3	1.94	0.48
10:AM:16:LEU:CD1	10:AM:70:ARG:HB2	2.43	0.48
22:AB:25:A:N3	22:AB:25:A:H2'	2.27	0.48
25:BA:589:C:H2'	25:BA:590:A:C8	2.49	0.48
25:BA:1049:C:C2'	25:BA:1050:A:C5'	2.91	0.48
25:BA:1079:C:N4	25:BA:1080:A:C6	2.80	0.48

*Continued on next page...*

*Continued from previous page...*

Atom-1	Atom-2	Interatomic distance (Å)	Clash overlap (Å)
25:BA:1444:G:N2	25:BA:1548:C:C2	2.81	0.48
25:BA:2309:A:HO2'	25:BA:2310:A:H5''	1.75	0.48
25:BA:2567:G:H2'	25:BA:2568:C:C6	2.47	0.48
26:BB:29:A:H2'	26:BB:30:C:C6	2.48	0.48
27:BD:127:VAL:HA	27:BD:193:VAL:HG22	1.95	0.48
28:BE:82:ARG:C	28:BE:84:PHE:H	2.17	0.48
28:BE:82:ARG:C	28:BE:84:PHE:N	2.66	0.48
28:BE:101:ARG:C	28:BE:201:THR:OG1	2.52	0.48
29:BF:118:ALA:HB2	29:BF:123:LEU:HD23	1.95	0.48
30:BG:26:GLN:HG3	30:BG:27:ASN:N	2.28	0.48
30:BG:42:GLY:O	30:BG:43:LEU:HD13	2.13	0.48
31:BH:77:LYS:HE2	31:BH:138:LYS:HE2	1.95	0.48
31:BH:131:VAL:CG1	31:BH:132:ARG:N	2.76	0.48
33:BM:127:ASP:OD1	33:BM:127:ASP:N	2.46	0.48
35:BO:71:VAL:HG12	35:BO:72:PRO:HD3	1.94	0.48
43:BT:11:PRO:HB3	43:BT:92:LEU:HD21	1.94	0.48
46:B3:56:ASP:OD2	46:B3:58:THR:HB	2.14	0.48
1:CA:216:G:O2'	1:CA:217:C:O5'	2.31	0.48
1:CA:527:G:C2'	1:CA:528:C:H5'	2.44	0.48
1:CA:693:G:H2'	1:CA:694:A:O4'	2.13	0.48
1:CA:756:C:H2'	1:CA:757:U:O4'	2.14	0.48
1:CA:953:G:C5'	1:CA:965:A:H61	2.26	0.48
1:CA:1375:A:H4'	7:CJ:29:LYS:NZ	2.28	0.48
2:CE:189:ASP:OD1	2:CE:189:ASP:N	2.46	0.48
5:CH:40:ARG:HH11	5:CH:40:ARG:HG2	1.78	0.48
5:CH:76:ILE:HG23	5:CH:77:PRO:HD2	1.95	0.48
10:CM:4:ILE:HB	10:CM:74:ILE:CG1	2.43	0.48
20:CW:36:LEU:HD12	20:CW:55:ILE:HG23	1.95	0.48
25:DA:7:G:H1	25:DA:2896:C:N4	2.11	0.48
25:DA:142:G:H5''	25:DA:1598:C:O2'	2.14	0.48
25:DA:270(R):G:H2'	25:DA:270(S):G:C8	2.49	0.48
25:DA:491:G:O6	42:DS:49:LYS:HD3	2.13	0.48
25:DA:1065:U:C4	25:DA:1066:U:C4	3.02	0.48
25:DA:1087:G:C8	25:DA:1089:G:H1'	2.49	0.48
25:DA:1312:U:H4'	25:DA:1313:U:O5'	2.14	0.48
25:DA:1338:G:N3	25:DA:1393:A:H2	2.12	0.48
25:DA:2291:U:H2'	25:DA:2292:C:C6	2.49	0.48
25:DA:2790:A:H4'	25:DA:2791:C:OP2	2.13	0.48
26:DB:20:C:O2'	26:DB:21:G:H5'	2.13	0.48
31:DH:94:TYR:HA	31:DH:106:THR:O	2.13	0.48
35:DO:55:ARG:O	35:DO:55:ARG:HG3	2.13	0.48

*Continued on next page...*

*Continued from previous page...*

Atom-1	Atom-2	Interatomic distance (Å)	Clash overlap (Å)
35:DO:85:LEU:HB3	35:DO:114:ILE:HD11	1.94	0.48
39:DR:23:ARG:HB2	39:DR:24:PRO:HD2	1.95	0.48
45:DV:27:VAL:CG1	45:DV:87:ASP:HB3	2.39	0.48
45:DV:175:VAL:CG1	45:DV:176:PRO:HD3	2.43	0.48
50:D4:34:GLU:OE2	50:D4:35:VAL:HG23	2.14	0.48
52:D6:27:LYS:NZ	52:D6:28:ARG:HH12	2.10	0.48
1:AA:298:A:H2'	1:AA:299:G:O4'	2.13	0.48
1:AA:359:U:H2'	1:AA:360:A:C8	2.49	0.48
1:AA:719:C:C5	1:AA:720:C:C4	3.00	0.48
1:AA:829:G:C2'	1:AA:830:G:H5'	2.43	0.48
1:AA:920:U:O4'	1:AA:1080:A:C2	2.67	0.48
1:AA:1023:G:H3'	1:AA:1024:G:C5'	2.42	0.48
1:AA:1086:U:C2'	1:AA:1087:G:H5'	2.43	0.48
1:AA:1270:C:H2'	1:AA:1271:G:C8	2.48	0.48
4:AG:108:LEU:HD11	4:AG:174:LEU:HD22	1.94	0.48
10:AM:53:PRO:HA	14:AQ:42:ILE:CD1	2.44	0.48
11:AN:124:LYS:HG2	11:AN:125:PHE:CD1	2.49	0.48
12:AO:7:ILE:CD1	17:AT:32:TYR:HB3	2.44	0.48
16:AS:34:GLU:HG2	16:AS:35:LYS:H	1.79	0.48
17:AT:76:LEU:HD12	17:AT:77:VAL:H	1.78	0.48
19:AV:40:ILE:C	19:AV:41:VAL:HG22	2.34	0.48
25:BA:439:G:C2'	25:BA:440:G:H5'	2.43	0.48
25:BA:1728:G:C3'	25:BA:1729:A:C5'	2.79	0.48
25:BA:2579:C:H2'	25:BA:2580:U:O4'	2.14	0.48
25:BA:2615:U:H2'	25:BA:2616:C:H6	1.79	0.48
25:BA:2648:C:H2'	25:BA:2649:U:H6	1.79	0.48
25:BA:2734:A:H5'	25:BA:2734:A:C8	2.47	0.48
27:BD:120:GLY:O	27:BD:123:ALA:CB	2.62	0.48
28:BE:61:ARG:HB2	28:BE:62:PRO:HD3	1.94	0.48
30:BG:104:GLU:HG2	50:B4:23:GLU:HG3	1.95	0.48
31:BH:6:ARG:HE	31:BH:54:ARG:HH12	1.60	0.48
33:BM:7:LYS:O	33:BM:9:VAL:HG22	2.13	0.48
34:BN:23:ARG:HG3	34:BN:24:VAL:N	2.28	0.48
38:BQ:108:GLY:O	38:BQ:110:LEU:HG	2.13	0.48
39:BR:89:VAL:HG23	39:BR:89:VAL:O	2.12	0.48
44:BU:48:ALA:O	44:BU:49:VAL:C	2.52	0.48
50:B4:49:PHE:O	50:B4:50:VAL:HB	2.13	0.48
1:CA:186:C:H1'	20:CW:81:LYS:HZ3	1.78	0.48
1:CA:408:A:C4	1:CA:409:G:C8	3.02	0.48
1:CA:476:G:H2'	1:CA:477:G:H8	1.77	0.48
1:CA:860:A:N6	1:CA:861:G:C2	2.82	0.48

*Continued on next page...*

*Continued from previous page...*

Atom-1	Atom-2	Interatomic distance (Å)	Clash overlap (Å)
1:CA:1446:A:OP1	1:CA:1446:A:C4'	2.61	0.48
2:CE:178:ARG:HH21	8:CK:74:PRO:HG3	1.79	0.48
9:CL:111:ARG:HD2	14:CQ:61:TRP:OXT	2.13	0.48
13:CP:73:GLU:O	13:CP:77:ASN:HB2	2.14	0.48
14:CQ:37:PHE:CE1	14:CQ:53:LEU:HD22	2.47	0.48
25:DA:298:G:N2	25:DA:339:U:C5	2.82	0.48
25:DA:668:G:H2'	25:DA:669:G:OP1	2.13	0.48
25:DA:994:C:O2'	25:DA:996:A:OP1	2.22	0.48
25:DA:1050:A:C4	25:DA:2751:G:N2	2.81	0.48
25:DA:1217:C:OP1	40:D1:15:LYS:HE3	2.13	0.48
25:DA:2059:A:C2	25:DA:2062:A:N6	2.82	0.48
25:DA:2199:A:C8	25:DA:2205:C:C5	3.02	0.48
25:DA:2312:U:O2'	30:DG:40:ASN:ND2	2.47	0.48
25:DA:2401:U:H2'	25:DA:2402:C:H6	1.79	0.48
25:DA:2406:U:OP2	25:DA:2406:U:H2'	2.13	0.48
25:DA:2720:U:C2	25:DA:2721:A:C8	3.02	0.48
27:DD:31:LYS:NZ	27:DD:31:LYS:HB2	2.28	0.48
28:DE:47:VAL:C	28:DE:80:GLU:HA	2.29	0.48
28:DE:135:HIS:N	28:DE:135:HIS:ND1	2.60	0.48
33:DM:134:ARG:N	33:DM:135:PRO:HD3	2.28	0.48
34:DN:10:VAL:CG2	34:DN:16:ALA:O	2.62	0.48
35:DO:35:HIS:O	35:DO:36:LYS:C	2.51	0.48
39:DR:92:GLY:HA2	39:DR:117:ASP:H	1.79	0.48
45:DV:70:LEU:O	45:DV:89:PHE:N	2.41	0.48
45:DV:108:PRO:HB3	45:DV:142:SER:C	2.34	0.48
50:D4:2:LYS:HD2	50:D4:6:HIS:CE1	2.48	0.48
50:D4:12:ALA:H	50:D4:24:THR:CG2	2.27	0.48
52:D6:9:LEU:HD22	52:D6:11:LEU:HD22	1.95	0.48
1:AA:509:A:H3'	1:AA:509:A:C8	2.48	0.48
1:AA:1203:C:H2'	1:AA:1204:A:O4'	2.14	0.48
3:AF:67:THR:HG23	3:AF:102:ASN:HB2	1.94	0.48
3:AF:68:VAL:HG12	3:AF:70:VAL:HG23	1.96	0.48
11:AN:41:THR:CG2	11:AN:42:TRP:N	2.77	0.48
25:BA:547:A:H3'	25:BA:548:A:C8	2.48	0.48
25:BA:1257:C:H4'	29:BF:83:PHE:CE2	2.49	0.48
25:BA:1568:G:OP2	27:BD:63:ARG:NH2	2.46	0.48
25:BA:1606:G:H5''	25:BA:1607:C:OP1	2.13	0.48
25:BA:2184:G:C6	25:BA:2185:C:N4	2.82	0.48
25:BA:2687:U:C4	25:BA:2688:U:C5	3.02	0.48
25:BA:2758:A:C2	25:BA:2759:G:H1'	2.49	0.48
33:BM:130:HIS:CD2	33:BM:134:ARG:NH1	2.82	0.48

*Continued on next page...*

*Continued from previous page...*

Atom-1	Atom-2	Interatomic distance (Å)	Clash overlap (Å)
45:BV:69:THR:HA	45:BV:89:PHE:O	2.14	0.48
48:BW:16:LEU:O	48:BW:16:LEU:CG	2.62	0.48
49:BX:10:LYS:HZ3	49:BX:15:TYR:HH	1.57	0.48
54:B8:36:LYS:HD2	54:B8:40:GLU:HG2	1.95	0.48
1:CA:1179:A:O3'	9:CL:103:THR:HG23	2.13	0.48
1:CA:1305:G:H22	1:CA:1331:G:C2'	2.26	0.48
14:CQ:41:ARG:HG3	14:CQ:42:ILE:N	2.29	0.48
20:CW:69:GLY:O	20:CW:73:HIS:CD2	2.67	0.48
25:DA:76:C:H2'	25:DA:77:C:H6	1.78	0.48
25:DA:91:A:C2'	25:DA:92:G:H5'	2.44	0.48
25:DA:273(E):U:O2'	25:DA:273(F):C:H5'	2.13	0.48
25:DA:547:A:N7	25:DA:548:A:N6	2.60	0.48
25:DA:558:G:OP1	33:DM:111:PRO:HD2	2.13	0.48
25:DA:587:C:N3	35:DO:33:ARG:HD2	2.29	0.48
25:DA:659:C:H4'	29:DF:100:THR:O	2.12	0.48
25:DA:883:G:H2'	25:DA:884:C:C5	2.48	0.48
25:DA:1071:G:C4	25:DA:1089:G:H2'	2.49	0.48
25:DA:1146:C:H2'	25:DA:1147:C:H5'	1.95	0.48
25:DA:1288:U:C2	25:DA:1327:C:O2	2.66	0.48
25:DA:1388:G:O2'	25:DA:1389:G:H5'	2.13	0.48
25:DA:2168:G:C2	25:DA:2170:A:OP2	2.66	0.48
25:DA:2472:G:C4	25:DA:2475:C:N4	2.82	0.48
28:DE:66:HIS:NE2	28:DE:73:GLU:OE1	2.46	0.48
35:DO:81:GLN:HB3	35:DO:106:LEU:HD12	1.95	0.48
36:DP:29:PHE:HB3	36:DP:65:PHE:CZ	2.46	0.48
41:D2:82:ARG:CG	41:D2:82:ARG:NH1	2.47	0.48
45:DV:1:MET:HG2	45:DV:2:GLU:H	1.79	0.48
45:DV:115:GLY:HA2	45:DV:177:PRO:HD3	1.95	0.48
48:DW:17:SER:OG	48:DW:18:PRO:HA	2.13	0.48
53:D7:35:ARG:CG	53:D7:42:LEU:HD11	2.43	0.48
54:D8:49:VAL:HG23	54:D8:50:LEU:H	1.77	0.48
1:AA:163:C:H2'	1:AA:164:U:H6	1.78	0.48
1:AA:829:G:O2'	1:AA:830:G:H5'	2.13	0.48
5:AH:51:VAL:O	5:AH:55:VAL:HG23	2.13	0.48
8:AK:138:TRP:OXT	8:AK:138:TRP:CE3	2.66	0.48
15:AR:3:ILE:O	15:AR:3:ILE:HG13	2.13	0.48
22:AB:19:G:H1'	22:AB:20:U:OP1	2.14	0.48
23:AC:1:C:O2'	23:AC:2:G:OP2	2.32	0.48
23:AC:41:C:O2'	23:AC:42:C:H5'	2.14	0.48
25:BA:530:G:O4'	25:BA:530:G:N3	2.45	0.48
25:BA:849:A:N1	49:BX:25:ALA:HB2	2.27	0.48

*Continued on next page...*

*Continued from previous page...*

Atom-1	Atom-2	Interatomic distance (Å)	Clash overlap (Å)
25:BA:1141:U:P	33:BM:63:THR:HG21	2.54	0.48
25:BA:1578:U:H2'	25:BA:1579:A:H5'	1.95	0.48
25:BA:2099:U:H2'	25:BA:2099:U:O2	2.14	0.48
25:BA:2376:A:H2'	25:BA:2377:A:O4'	2.14	0.48
25:BA:2406:U:H2'	25:BA:2406:U:OP2	2.14	0.48
25:BA:2820:A:C5	37:B0:4:LEU:HD21	2.49	0.48
25:BA:2863:C:O2'	25:BA:2864:G:H5'	2.13	0.48
27:BD:36:PRO:HA	27:BD:62:TYR:O	2.13	0.48
28:BE:48:GLN:HE22	28:BE:77:ILE:CD1	2.25	0.48
32:BK:92:VAL:O	32:BK:120:ILE:HG22	2.13	0.48
35:BO:38:GLN:O	35:BO:41:ARG:HB2	2.13	0.48
36:BP:137:TYR:C	36:BP:139:GLU:H	2.15	0.48
39:BR:11:GLU:N	39:BR:11:GLU:OE1	2.47	0.48
44:BU:68:HIS:O	44:BU:71:LYS:HB2	2.14	0.48
50:B4:56:VAL:CG1	50:B4:60:GLN:HG3	2.44	0.48
50:B4:61:ARG:O	50:B4:65:ASP:OD1	2.31	0.48
52:B6:11:LEU:HD21	52:B6:51:GLU:HG3	1.96	0.48
1:CA:9:G:C8	5:CH:126:ARG:NH2	2.81	0.48
1:CA:327:A:O2'	1:CA:328:C:O4'	2.22	0.48
1:CA:353:A:C2'	1:CA:354:G:OP2	2.62	0.48
1:CA:420:U:H2'	1:CA:422:C:O2	2.14	0.48
1:CA:503:C:C2'	1:CA:504:C:H5'	2.43	0.48
1:CA:955:U:H2'	1:CA:956:U:H6	1.78	0.48
1:CA:1133:G:N2	1:CA:1141:C:N3	2.60	0.48
1:CA:1226:C:N4	13:CP:104:ARG:HD2	2.29	0.48
1:CA:1240:U:OP2	7:CJ:115:ARG:HA	2.14	0.48
1:CA:1298:C:C6	7:CJ:114:ARG:NH1	2.82	0.48
3:CF:52:LEU:CD2	3:CF:52:LEU:H	2.27	0.48
4:CG:24:GLU:O	4:CG:27:TYR:N	2.42	0.48
5:CH:12:LEU:O	5:CH:30:ALA:HA	2.14	0.48
8:CK:29:SER:HB3	8:CK:32:LYS:CB	2.43	0.48
9:CL:112:LYS:HD3	9:CL:113:LYS:O	2.14	0.48
15:CR:43:LEU:HD11	15:CR:53:HIS:HA	1.96	0.48
20:CW:58:LYS:O	20:CW:58:LYS:HD3	2.13	0.48
25:DA:307:G:N1	25:DA:310:A:OP2	2.45	0.48
25:DA:839:U:H2'	25:DA:840:C:C6	2.49	0.48
25:DA:1057:A:H2	25:DA:1081:U:N3	2.01	0.48
25:DA:1826:G:H2'	25:DA:1827:C:H6	1.78	0.48
25:DA:2276:G:P	36:DP:84:GLY:HA2	2.54	0.48
25:DA:2297:C:O2	25:DA:2298:A:C8	2.67	0.48
25:DA:2689:U:P	25:DA:2719:G:H22	2.36	0.48

*Continued on next page...*

*Continued from previous page...*

Atom-1	Atom-2	Interatomic distance (Å)	Clash overlap (Å)
27:DD:62:TYR:CE1	27:DD:64:ILE:HA	2.48	0.48
28:DE:9:VAL:HG13	28:DE:26:ILE:O	2.13	0.48
28:DE:53:PRO:HG2	28:DE:54:GLN:H	1.79	0.48
29:DF:8:GLN:HG2	29:DF:124:LEU:HD11	1.95	0.48
29:DF:117:ARG:HH12	35:DO:1:MET:N	2.12	0.48
45:DV:141:VAL:O	45:DV:142:SER:O	2.30	0.48
45:DV:175:VAL:O	45:DV:177:PRO:CD	2.52	0.48
54:D8:30:ARG:O	54:D8:31:HIS:HB2	2.14	0.48
54:D8:61:LEU:O	54:D8:62:LEU:C	2.51	0.48
1:AA:131:C:O2	1:AA:131:C:H2'	2.14	0.48
1:AA:255:G:H1'	17:AT:16:GLN:HE21	1.78	0.48
1:AA:261:U:OP2	20:AW:79:ARG:NH2	2.47	0.48
1:AA:659:U:N3	1:AA:660:G:N7	2.62	0.48
1:AA:926:G:C6	1:AA:1505:G:C5	3.02	0.48
1:AA:1072:G:C6	1:AA:1073:U:C4	3.02	0.48
1:AA:1125:U:O4	10:AM:5:ARG:HD2	2.13	0.48
1:AA:1159:U:O4'	1:AA:1182:G:N2	2.47	0.48
1:AA:1358:U:H5''	14:AQ:33:VAL:O	2.14	0.48
2:AE:18:GLY:H	2:AE:42:ILE:CG2	2.22	0.48
5:AH:32:VAL:HB	5:AH:58:ALA:HB1	1.95	0.48
7:AJ:152:ALA:O	7:AJ:155:ARG:HB3	2.13	0.48
9:AL:83:ARG:HA	9:AL:86:VAL:CG1	2.44	0.48
10:AM:4:ILE:HD13	10:AM:100:THR:CG2	2.44	0.48
10:AM:17:ASP:O	10:AM:21:GLN:HB2	2.12	0.48
10:AM:34:VAL:CG1	10:AM:74:ILE:HG23	2.44	0.48
12:AO:122:THR:HG22	12:AO:123:LYS:O	2.12	0.48
17:AT:67:LYS:HA	17:AT:70:ARG:HH12	1.79	0.48
20:AW:50:GLU:HG3	20:AW:51:GLU:N	2.29	0.48
23:AC:20:G:O2'	23:AC:21:U:H5	1.95	0.48
23:AC:26:C:H2'	23:AC:27:G:O4'	2.14	0.48
25:BA:340:A:C2'	25:BA:341:G:H5'	2.44	0.48
25:BA:724:U:H2'	25:BA:725:G:O4'	2.14	0.48
25:BA:997:G:O2'	25:BA:998:C:H5'	2.14	0.48
25:BA:1021:A:H3'	25:BA:1022:G:C5'	2.32	0.48
25:BA:1385:G:O2'	25:BA:1396:U:C6	2.66	0.48
25:BA:1991:U:C2'	25:BA:1992:G:H5''	2.41	0.48
25:BA:2302:G:C6	25:BA:2315:G:C6	3.02	0.48
25:BA:2401:U:H5'	52:B6:18:ARG:HD3	1.94	0.48
25:BA:2850:A:H5'	25:BA:2868:A:C2	2.49	0.48
30:BG:109:VAL:O	30:BG:113:ARG:HG3	2.14	0.48
32:BK:12:LEU:HD13	32:BK:12:LEU:N	2.29	0.48

*Continued on next page...*

*Continued from previous page...*

Atom-1	Atom-2	Interatomic distance (Å)	Clash overlap (Å)
33:BM:134:ARG:N	33:BM:135:PRO:HD3	2.29	0.48
36:BP:31:ASP:O	36:BP:133:ARG:O	2.32	0.48
39:BR:55:ASN:HB3	39:BR:58:ASN:O	2.14	0.48
41:B2:87:HIS:NE2	41:B2:89:GLN:NE2	2.61	0.48
45:BV:105:VAL:HG12	45:BV:139:VAL:O	2.13	0.48
45:BV:120:ILE:HG21	45:BV:170:THR:HB	1.96	0.48
46:B3:72:ARG:CB	46:B3:75:LEU:HB2	2.43	0.48
1:CA:947:G:O3'	13:CP:109:THR:OG1	2.25	0.48
1:CA:1226:C:OP2	13:CP:103:THR:HG21	2.14	0.48
2:CE:28:PHE:CD1	2:CE:32:ILE:HG22	2.46	0.48
2:CE:55:PHE:HD1	2:CE:58:ILE:HD12	1.79	0.48
3:CF:58:GLU:CB	3:CF:65:ALA:HB3	2.44	0.48
4:CG:208:SER:OG	5:CH:101:ILE:HG22	2.14	0.48
9:CL:21:PRO:HA	9:CL:59:PHE:HA	1.94	0.48
9:CL:95:LYS:HZ2	9:CL:96:LEU:CD1	2.27	0.48
13:CP:88:ARG:O	13:CP:88:ARG:HG3	2.13	0.48
19:CV:41:VAL:HG13	50:D4:63:TYR:CE2	2.49	0.48
19:CV:51:VAL:O	19:CV:58:VAL:HG22	2.13	0.48
22:CB:31:C:C2	22:CB:32:C:C5	3.01	0.48
25:DA:90:U:O2'	25:DA:91:A:H5''	2.13	0.48
25:DA:363(B):G:H2'	25:DA:363(C):G:C8	2.49	0.48
25:DA:997:G:O2'	25:DA:998:C:H5'	2.13	0.48
25:DA:1097:U:H2'	25:DA:1098:A:O4'	2.14	0.48
25:DA:1180:C:H2'	25:DA:1181:C:C6	2.49	0.48
25:DA:1181:C:H2'	25:DA:1182:A:C8	2.49	0.48
25:DA:1187:G:C4'	41:D2:76:LYS:HZ2	2.23	0.48
25:DA:2011:U:H2'	25:DA:2012:G:H5'	1.96	0.48
25:DA:2124:G:H2'	25:DA:2125:G:H5'	1.96	0.48
25:DA:2298:A:C2	25:DA:2299:G:H1'	2.49	0.48
25:DA:2768:C:O2'	33:DM:89:LYS:HE2	2.14	0.48
25:DA:2872:G:C8	25:DA:2873:A:H2	2.28	0.48
26:DB:73:A:H5'	26:DB:74:U:OP2	2.14	0.48
26:DB:78:A:C2	26:DB:99:A:C4	3.02	0.48
28:DE:197:ILE:CD1	28:DE:199:ARG:HH21	2.18	0.48
30:DG:67:LYS:H	50:D4:6:HIS:HE2	1.61	0.48
30:DG:96:ARG:H	30:DG:96:ARG:HG3	1.26	0.48
34:DN:7:TYR:CE1	34:DN:20:MET:HG3	2.48	0.48
37:D0:72:ASP:HB3	37:D0:75:LEU:HB3	1.96	0.48
45:DV:102:LEU:HD11	45:DV:124:ILE:HB	1.96	0.48
52:D6:28:ARG:HG3	52:D6:31:PRO:HD2	1.95	0.48
54:D8:52:LYS:HD3	54:D8:52:LYS:N	2.27	0.48

*Continued on next page...*



*Continued from previous page...*

Atom-1	Atom-2	Interatomic distance (Å)	Clash overlap (Å)
1:AA:85:U:O2	1:AA:85:U:C2'	2.62	0.48
1:AA:658:G:H2'	1:AA:659:U:H6	1.78	0.48
1:AA:1054:C:O2'	1:AA:1055:A:C5'	2.62	0.48
2:AE:150:SER:OG	2:AE:151:GLY:N	2.46	0.48
13:AP:4:ILE:HG22	13:AP:5:ALA:N	2.28	0.48
13:AP:99:ARG:O	13:AP:101:GLN:NE2	2.47	0.48
13:AP:108:ARG:N	13:AP:108:ARG:HD2	2.29	0.48
23:AD:27:G:O6	23:AD:45:A:N6	2.46	0.48
25:BA:141:A:H8	25:BA:1408:C:H1'	1.77	0.48
28:BE:92:THR:O	28:BE:95:ILE:CG1	2.61	0.48
34:BN:93:PRO:HG2	34:BN:113:LYS:HD3	1.95	0.48
45:BV:76:LEU:CD2	45:BV:76:LEU:N	2.74	0.48
54:B8:37:SER:HA	54:B8:41:ILE:CG2	2.41	0.48
1:CA:194:C:H2'	1:CA:195:A:H5''	1.95	0.48
1:CA:260:G:N2	1:CA:265:G:N7	2.61	0.48
1:CA:380:G:N2	1:CA:384:G:C5	2.82	0.48
1:CA:1177:G:OP2	9:CL:97:LYS:NZ	2.43	0.48
1:CA:1328:C:OP1	21:CX:21:TYR:OH	2.22	0.48
4:CG:8:VAL:O	4:CG:11:LEU:N	2.47	0.48
4:CG:75:PHE:HE1	4:CG:97:LEU:HD11	1.78	0.48
5:CH:100:VAL:HG22	5:CH:118:ILE:CG2	2.44	0.48
10:CM:8:LEU:CD2	10:CM:20:ALA:HB2	2.43	0.48
10:CM:44:VAL:HG22	10:CM:66:ARG:HG3	1.95	0.48
16:CS:56:ALA:O	16:CS:60:LEU:HG	2.14	0.48
18:CU:41:LYS:O	18:CU:41:LYS:HD3	2.14	0.48
19:CV:28:LYS:CE	19:CV:29:ARG:H	2.26	0.48
19:CV:30:LEU:CD1	19:CV:31:ILE:H	2.27	0.48
22:CB:35:G:C2'	22:CB:36:A:H5'	2.44	0.48
25:DA:513:A:C2	25:DA:514:A:C5	3.02	0.48
25:DA:529:A:H4'	25:DA:530:G:H5'	1.95	0.48
25:DA:548:A:H8	25:DA:548:A:O5'	1.97	0.48
25:DA:654(T):A:H2'	25:DA:654(U):A:O4'	2.13	0.48
25:DA:676:A:N1	25:DA:802:A:N1	2.62	0.48
25:DA:861:A:C2	25:DA:917:A:C5	3.02	0.48
25:DA:1171:G:O2'	25:DA:1173:G:O5'	2.30	0.48
25:DA:1443:G:C2'	25:DA:1444:G:H5'	2.43	0.48
25:DA:2378:A:C5	25:DA:2379:G:H1'	2.48	0.48
25:DA:2401:U:O2'	25:DA:2402:C:C6	2.64	0.48
27:DD:24:ILE:CD1	27:DD:91:ARG:HD3	2.38	0.48
28:DE:48:GLN:CG	28:DE:78:LEU:CB	2.89	0.48
28:DE:79:ARG:N	28:DE:79:ARG:HD2	2.29	0.48

*Continued on next page...*

*Continued from previous page...*

Atom-1	Atom-2	Interatomic distance (Å)	Clash overlap (Å)
29:DF:187:VAL:HG12	35:DO:3:LEU:HG	1.96	0.48
30:DG:161:THR:HG22	30:DG:162:THR:N	2.29	0.48
34:DN:108:GLU:H	34:DN:108:GLU:HG2	1.46	0.48
37:D0:63:ARG:O	37:D0:67:LEU:HB2	2.14	0.48
38:DQ:59:LYS:HD3	38:DQ:60:GLY:H	1.79	0.48
52:D6:25:LYS:CE	54:D8:34:TRP:HH2	2.25	0.48
1:AA:9:G:C2	1:AA:26:A:C2	3.01	0.47
1:AA:93:U:H2'	1:AA:95:G:C5'	2.44	0.47
1:AA:232:G:C5	1:AA:233:C:C5	3.01	0.47
1:AA:303:A:H2'	1:AA:304:U:O4'	2.14	0.47
1:AA:438:G:HO2'	1:AA:439:A:H5''	1.79	0.47
1:AA:706:A:H2'	1:AA:707:C:H5'	1.96	0.47
1:AA:1176:A:H2'	1:AA:1177:G:C5'	2.43	0.47
1:AA:1178:G:H5'	9:AL:93:ARG:HH21	1.79	0.47
4:AG:84:LYS:N	4:AG:84:LYS:HD2	2.29	0.47
5:AH:110:LEU:CD1	5:AH:118:ILE:HD13	2.40	0.47
8:AK:86:ILE:O	8:AK:87:SER:C	2.52	0.47
10:AM:3:LYS:O	10:AM:100:THR:HG22	2.14	0.47
14:AQ:41:ARG:HG2	14:AQ:41:ARG:NH1	2.26	0.47
14:AQ:44:LEU:HD12	14:AQ:44:LEU:C	2.35	0.47
17:AT:31:LEU:HD23	17:AT:32:TYR:CZ	2.49	0.47
25:BA:184:C:H2'	25:BA:185:U:C6	2.50	0.47
25:BA:271(C):U:H2'	25:BA:271:G:OP1	2.14	0.47
25:BA:404:C:O2'	25:BA:405:U:OP2	2.27	0.47
25:BA:725:G:C6	25:BA:726:G:N1	2.82	0.47
25:BA:883:G:H2'	25:BA:884:C:O4'	2.14	0.47
25:BA:2653:U:O2'	31:BH:110:SER:HB2	2.14	0.47
25:BA:2677:G:H2'	25:BA:2678:C:C6	2.49	0.47
25:BA:2784:C:H4'	28:BE:41:LYS:O	2.13	0.47
26:BB:1:U:H2'	26:BB:2:C:H6	1.78	0.47
27:BD:102:LYS:C	27:BD:103:ARG:HG2	2.34	0.47
30:BG:173:LEU:O	30:BG:178:PHE:HB2	2.14	0.47
31:BH:167:GLU:H	31:BH:167:GLU:HG2	1.36	0.47
33:BM:126:PRO:HB2	33:BM:127:ASP:OD1	2.14	0.47
35:BO:112:LEU:HD22	35:BO:113:LYS:N	2.29	0.47
36:BP:109:VAL:HG13	36:BP:113:GLN:HB2	1.95	0.47
1:CA:607:A:C2	16:CS:31:LYS:HB2	2.49	0.47
1:CA:861:G:C5	1:CA:862:C:C5	3.01	0.47
1:CA:939:G:H2'	1:CA:940:C:C6	2.49	0.47
1:CA:1195:C:C4	1:CA:1197:G:C8	3.01	0.47
3:CF:117:ALA:HB2	3:CF:200:ALA:CB	2.37	0.47

*Continued on next page...*

*Continued from previous page...*

Atom-1	Atom-2	Interatomic distance (Å)	Clash overlap (Å)
10:CM:80:LYS:O	10:CM:83:GLU:HB3	2.14	0.47
25:DA:94:G:N3	48:DW:47:ASN:OD1	2.46	0.47
25:DA:277:C:H3'	25:DA:278:A:H8	1.79	0.47
25:DA:470:A:OP1	29:DF:59:TYR:HE2	1.97	0.47
25:DA:654(B):C:N3	25:DA:654(T):A:C2	2.82	0.47
25:DA:959:A:C6	25:DA:960:A:C2	3.03	0.47
25:DA:1225:C:O3'	41:D2:85:LYS:CA	2.61	0.47
25:DA:1278:A:H2'	25:DA:1279:G:C8	2.49	0.47
25:DA:1629:U:H2'	25:DA:1630:G:C8	2.48	0.47
25:DA:1791:A:OP2	25:DA:1791:A:C8	2.67	0.47
25:DA:2212:A:H1'	25:DA:2215:G:C5	2.49	0.47
29:DF:157:VAL:HB	29:DF:194:MET:HB3	1.96	0.47
30:DG:96:ARG:HH11	30:DG:96:ARG:CG	2.25	0.47
31:DH:7:LEU:N	31:DH:8:PRO:HD2	2.29	0.47
32:DK:83:ALA:O	32:DK:89:TYR:CE2	2.67	0.47
35:DO:97:PRO:HG3	35:DO:112:LEU:CB	2.44	0.47
36:DP:21:THR:O	36:DP:21:THR:HG23	2.10	0.47
42:DS:92:ARG:NH1	42:DS:94:ASP:OD2	2.47	0.47
43:DT:60:ARG:CG	43:DT:60:ARG:NH1	2.67	0.47
51:D5:46:CYS:SG	51:D5:47:PRO:HD2	2.54	0.47
1:AA:109:A:N7	1:AA:326:G:H2'	2.29	0.47
1:AA:495:A:C2	1:AA:496:A:C5	3.02	0.47
1:AA:658:G:C4	1:AA:659:U:C5	3.02	0.47
1:AA:955:U:O2'	19:AV:83:HIS:CD2	2.67	0.47
1:AA:1159:U:N3	1:AA:1182:G:C6	2.82	0.47
1:AA:1351:U:O4	9:AL:118:LYS:HE3	2.14	0.47
1:AA:1372:U:H2'	1:AA:1373:G:O5'	2.14	0.47
1:AA:1513:A:H2'	1:AA:1514:C:C6	2.49	0.47
4:AG:158:ILE:HG22	4:AG:159:ARG:N	2.30	0.47
7:AJ:91:VAL:HG12	7:AJ:95:ARG:HB3	1.96	0.47
13:AP:84:ILE:HD11	19:AV:66:MET:HG2	1.95	0.47
14:AQ:21:TYR:HE2	14:AQ:23:ARG:HE	1.61	0.47
20:AW:37:SER:O	20:AW:41:ILE:HG12	2.14	0.47
24:A1:14:U:C2'	24:A1:15:U:O4'	2.62	0.47
25:BA:248:G:H5'	25:BA:250:G:N7	2.28	0.47
25:BA:280:C:C2'	25:BA:281:G:H5'	2.44	0.47
25:BA:593:G:O3'	54:B8:61:LEU:HD13	2.14	0.47
25:BA:1531:C:O2'	25:BA:1532:C:H5'	2.13	0.47
25:BA:1609:A:O2'	25:BA:1610:A:H5'	2.14	0.47
25:BA:2136:C:H2'	25:BA:2137:C:O4'	2.14	0.47
25:BA:2168:G:N2	25:BA:2170:A:O5'	2.44	0.47

*Continued on next page...*

*Continued from previous page...*

Atom-1	Atom-2	Interatomic distance (Å)	Clash overlap (Å)
26:BB:15:A:H3'	26:BB:16:G:H5'	1.96	0.47
26:BB:79:C:O5'	26:BB:79:C:H6	1.96	0.47
27:BD:35:LYS:CE	27:BD:104:TYR:CD1	2.98	0.47
27:BD:35:LYS:H	27:BD:64:ILE:HG23	1.79	0.47
27:BD:65:ILE:CG1	27:BD:67:PHE:CE1	2.96	0.47
27:BD:158:ALA:HB3	27:BD:161:THR:CG2	2.44	0.47
28:BE:111:ARG:HG2	37:B0:1:MET:CE	2.44	0.47
35:BO:55:ARG:O	35:BO:56:SER:C	2.51	0.47
39:BR:16:ARG:HD3	39:BR:19:LEU:CD1	2.38	0.47
40:B1:91:ASP:O	40:B1:92:ARG:C	2.52	0.47
41:B2:59:ALA:CB	41:B2:96:ILE:HD13	2.36	0.47
43:BT:29:TRP:CZ3	43:BT:78:LYS:HG2	2.49	0.47
45:BV:58:VAL:O	45:BV:67:LEU:O	2.32	0.47
1:CA:31:G:O2'	1:CA:48:C:N4	2.47	0.47
1:CA:161:A:C6	1:CA:162:A:C6	3.02	0.47
1:CA:1133:G:H2'	1:CA:1134:G:H8	1.78	0.47
1:CA:1151:A:N6	1:CA:1152:A:N6	2.62	0.47
1:CA:1247:U:H1'	1:CA:1291:G:N2	2.29	0.47
1:CA:1480:G:C5	1:CA:1481:U:C5	3.02	0.47
2:CE:18:GLY:O	2:CE:19:HIS:ND1	2.40	0.47
3:CF:16:ARG:HH11	3:CF:16:ARG:CA	2.27	0.47
5:CH:103:GLY:N	5:CH:106:PRO:HG2	2.29	0.47
11:CN:78:GLN:O	11:CN:103:LEU:HA	2.14	0.47
19:CV:28:LYS:CG	19:CV:29:ARG:H	2.26	0.47
22:CB:6:G:N2	22:CB:78:C:O2	2.47	0.47
23:CC:53:G:O2'	23:CC:54:G:H5'	2.15	0.47
25:DA:17:G:H4'	40:D1:25:TRP:CZ3	2.49	0.47
25:DA:753:C:C2	25:DA:754:C:C5	3.03	0.47
25:DA:825:C:O2	35:DO:55:ARG:NH2	2.46	0.47
25:DA:973:A:H5'	25:DA:1188:U:H1'	1.96	0.47
25:DA:2032:G:N2	28:DE:146:THR:HG23	2.17	0.47
25:DA:2093:G:N7	25:DA:2225:A:H2'	2.29	0.47
25:DA:2564:A:OP1	25:DA:2648:C:H4'	2.13	0.47
26:DB:44:G:H5''	26:DB:45:A:OP1	2.14	0.47
26:DB:73:A:C4	26:DB:104:A:C2	3.02	0.47
27:DD:108:PRO:HG2	27:DD:111:LEU:HB2	1.95	0.47
29:DF:22:ALA:O	29:DF:24:LEU:O	2.32	0.47
30:DG:105:LYS:HE3	50:D4:26:SER:HB3	1.95	0.47
35:DO:52:GLU:OE2	35:DO:58:THR:N	2.44	0.47
38:DQ:61:ASN:HB3	38:DQ:64:GLU:CB	2.44	0.47
39:DR:19:LEU:HD22	39:DR:86:ILE:HG23	1.96	0.47

*Continued on next page...*

*Continued from previous page...*

Atom-1	Atom-2	Interatomic distance (Å)	Clash overlap (Å)
40:D1:58:ARG:O	40:D1:62:ILE:HD13	2.12	0.47
41:D2:60:GLU:OE2	41:D2:97:LYS:HE3	2.14	0.47
41:D2:67:GLY:O	41:D2:88:ARG:HD3	2.14	0.47
44:DU:85:VAL:HG12	44:DU:85:VAL:O	2.14	0.47
50:D4:38:LYS:C	50:D4:40:HIS:H	2.16	0.47
1:AA:767:A:H2'	1:AA:768:A:O4'	2.14	0.47
1:AA:778:G:H8	1:AA:778:G:O5'	1.98	0.47
1:AA:1152:A:C5	1:AA:1153:C:C5	3.02	0.47
4:AG:98:GLU:OE1	4:AG:194:LEU:CD2	2.62	0.47
25:BA:141(A):C:H2'	25:BA:142:G:O4'	2.15	0.47
25:BA:301:G:H1'	25:BA:302:C:C6	2.50	0.47
25:BA:394:A:C2'	25:BA:395:U:H5'	2.44	0.47
25:BA:822:U:O2'	25:BA:823:G:H5'	2.14	0.47
25:BA:897:C:H2'	25:BA:898:C:O5'	2.14	0.47
25:BA:905:U:C3'	25:BA:906:G:H5''	2.45	0.47
25:BA:1142(A):A:C4	25:BA:1144:G:N7	2.83	0.47
25:BA:1155:A:O2'	25:BA:1156:A:H2'	2.14	0.47
25:BA:1432:C:H2'	25:BA:1433:U:O4'	2.14	0.47
25:BA:1449(A):G:H2'	25:BA:1450:C:C6	2.49	0.47
25:BA:2056:G:H1	51:B5:4:HIS:CD2	2.33	0.47
25:BA:2287:A:N6	25:BA:2344:U:C2	2.82	0.47
25:BA:2348:U:H4'	52:B6:42:TRP:CD1	2.49	0.47
29:BF:34:TRP:CE2	35:BO:8:PRO:HD3	2.49	0.47
33:BM:17:ASP:O	33:BM:55:VAL:O	2.32	0.47
35:BO:15:ARG:O	35:BO:16:ARG:C	2.53	0.47
35:BO:52:GLU:OE2	35:BO:58:THR:N	2.44	0.47
35:BO:61:ARG:HB2	35:BO:61:ARG:CZ	2.26	0.47
35:BO:65:ARG:HH11	35:BO:65:ARG:CG	1.94	0.47
48:BW:10:LEU:O	48:BW:14:ARG:HG3	2.14	0.47
1:CA:197:A:H1'	1:CA:198:G:O4'	2.13	0.47
1:CA:530:G:O6	24:C1:21:U:H1'	2.14	0.47
1:CA:552:U:H2'	1:CA:553:A:H5'	1.95	0.47
1:CA:787:A:C2	1:CA:796:C:N3	2.82	0.47
1:CA:885:G:O2'	1:CA:914:A:N1	2.36	0.47
1:CA:1068:G:N3	1:CA:1191:A:C2	2.82	0.47
5:CH:6:PHE:HB3	5:CH:35:GLY:C	2.34	0.47
6:CI:72:VAL:HG13	6:CI:73:ASN:N	2.29	0.47
19:CV:63:THR:HG23	19:CV:65:ASN:O	2.14	0.47
22:CB:51:A:OP1	22:CB:52:U:C5	2.67	0.47
25:DA:78:A:C6	25:DA:79:G:C6	3.02	0.47
25:DA:524:U:H2'	25:DA:525:U:H6	1.79	0.47

*Continued on next page...*

*Continued from previous page...*

Atom-1	Atom-2	Interatomic distance (Å)	Clash overlap (Å)
25:DA:864:G:C6	25:DA:865:C:C4	3.02	0.47
25:DA:1131:G:N2	25:DA:1132:A:C4	2.83	0.47
25:DA:1839:G:C8	25:DA:1927:A:C1'	2.96	0.47
25:DA:1853:A:H2'	25:DA:1854:A:C8	2.48	0.47
25:DA:2239:G:H5'	27:DD:251:GLY:HA3	1.97	0.47
25:DA:2712:U:O2'	25:DA:2712(A):A:OP2	2.24	0.47
25:DA:2820:A:O2'	28:DE:191:PRO:HG3	2.14	0.47
27:DD:35:LYS:HD3	27:DD:63:ARG:CA	2.43	0.47
28:DE:130:GLY:O	28:DE:131:ALA:O	2.32	0.47
34:DN:20:MET:HB2	34:DN:44:LYS:HG3	1.96	0.47
41:D2:2:PHE:O	41:D2:42:GLY:N	2.47	0.47
50:D4:13:ARG:O	50:D4:29:PRO:O	2.33	0.47
53:D7:8:ASN:ND2	53:D7:11:LYS:N	2.36	0.47
1:AA:185:A:H2'	1:AA:186:C:C6	2.49	0.47
1:AA:222:U:C2	1:AA:223:U:C5	3.02	0.47
1:AA:222:U:H2'	1:AA:223:U:C6	2.49	0.47
1:AA:529:G:O6	12:AO:49:ASN:ND2	2.48	0.47
1:AA:663:A:H2'	1:AA:664:G:O4'	2.14	0.47
1:AA:947:G:H2'	1:AA:948:C:O4'	2.14	0.47
1:AA:965:A:C2	1:AA:969:A:N1	2.83	0.47
1:AA:1004:A:C2	1:AA:1024:G:H2'	2.50	0.47
1:AA:1039:C:H2'	1:AA:1040:U:O4'	2.13	0.47
1:AA:1083:U:H5	1:AA:1084:G:C6	2.32	0.47
1:AA:1112:C:N4	3:AF:178:LEU:HD23	2.29	0.47
2:AE:7:VAL:HG22	2:AE:8:LYS:O	2.14	0.47
3:AF:29:TYR:OH	14:AQ:54:PRO:HD2	2.14	0.47
9:AL:112:LYS:HD3	9:AL:112:LYS:C	2.34	0.47
11:AN:17:GLY:HA3	11:AN:77:MET:HE1	1.91	0.47
13:AP:115:LYS:O	13:AP:116:THR:C	2.51	0.47
17:AT:57:VAL:HG23	17:AT:58:GLU:N	2.29	0.47
20:AW:72:LEU:HD23	20:AW:72:LEU:C	2.34	0.47
23:AD:57:C:H5'	25:BA:2169:A:C1'	2.45	0.47
25:BA:529:A:C2'	25:BA:529:A:N3	2.77	0.47
25:BA:529:A:H4'	25:BA:530:G:H5'	1.96	0.47
25:BA:587:C:H4'	25:BA:588:U:O5'	2.14	0.47
25:BA:606:U:OP1	29:BF:104:LYS:HD2	2.14	0.47
25:BA:1588:C:H2'	25:BA:1589:C:H6	1.79	0.47
25:BA:2347:C:H4'	52:B6:39:TYR:HE2	1.78	0.47
25:BA:2467:C:O2'	25:BA:2468:G:H5''	2.15	0.47
25:BA:2836:U:H2'	25:BA:2837:G:C8	2.50	0.47
25:BA:2860:A:C8	25:BA:2861:G:H1'	2.49	0.47

*Continued on next page...*

*Continued from previous page...*

Atom-1	Atom-2	Interatomic distance (Å)	Clash overlap (Å)
28:BE:51:PHE:HD1	28:BE:52:LEU:HD21	1.71	0.47
32:BK:128:LEU:O	32:BK:138:ILE:HG22	2.14	0.47
34:BN:14:THR:HG22	34:BN:95:GLY:N	2.29	0.47
34:BN:17:ARG:NE	34:BN:47:ILE:HD13	2.30	0.47
35:BO:47:ASP:HA	35:BO:48:PRO:HD3	1.55	0.47
35:BO:120:ALA:HB1	35:BO:138:LEU:HB3	1.96	0.47
36:BP:66:ILE:O	36:BP:67:ARG:CB	2.61	0.47
36:BP:106:VAL:HG21	36:BP:114:ALA:HB1	1.97	0.47
50:B4:62:ARG:O	50:B4:62:ARG:HG3	2.12	0.47
1:CA:209:U:O2	1:CA:209:U:H2'	2.14	0.47
1:CA:464:G:O6	1:CA:466:C:H5'	2.13	0.47
1:CA:573:A:N3	1:CA:883:C:O2'	2.37	0.47
1:CA:1037:C:H3'	1:CA:1037:C:H6	1.79	0.47
1:CA:1288:A:H2'	1:CA:1289:A:C8	2.50	0.47
4:CG:101:LEU:HD23	4:CG:121:VAL:HG11	1.96	0.47
6:CI:50:TYR:CE1	18:CU:74:ARG:O	2.68	0.47
6:CI:100:ASN:ND2	18:CU:23:LYS:HD2	2.29	0.47
9:CL:78:LYS:HB2	9:CL:78:LYS:HZ2	1.76	0.47
11:CN:56:GLY:O	11:CN:89:ALA:HB3	2.14	0.47
14:CQ:16:PHE:HB2	14:CQ:18:VAL:HG23	1.95	0.47
16:CS:1:MET:HE3	16:CS:1:MET:HB2	1.48	0.47
16:CS:22:THR:HA	16:CS:33:ILE:HG12	1.95	0.47
17:CT:59:ILE:HG23	17:CT:71:PHE:HB3	1.96	0.47
17:CT:68:ARG:N	17:CT:70:ARG:NH1	2.63	0.47
20:CW:55:ILE:HD13	20:CW:55:ILE:HA	1.77	0.47
22:CB:28:C:H2'	22:CB:29:U:O4'	2.14	0.47
23:CD:57:C:C2	25:DA:2169:A:C8	3.02	0.47
25:DA:953:A:O2'	25:DA:954:G:H5'	2.14	0.47
25:DA:958:U:O2	26:DB:89(A):A:H4'	2.15	0.47
25:DA:1188:U:H4'	41:D2:79:VAL:HG12	1.96	0.47
25:DA:1215:G:O2'	25:DA:1216:G:H5'	2.14	0.47
25:DA:1225:C:O2'	41:D2:85:LYS:N	2.46	0.47
25:DA:1829:A:N3	27:DD:15:PHE:HE1	2.12	0.47
25:DA:1952:A:C5	34:DN:22:ILE:CD1	2.92	0.47
25:DA:2270:G:H2'	25:DA:2271:G:H5'	1.96	0.47
25:DA:2296:U:OP2	38:DQ:9:ARG:NH1	2.47	0.47
25:DA:2875:C:O2'	39:DR:5:ALA:HB3	2.14	0.47
27:DD:34:VAL:C	27:DD:35:LYS:HG3	2.35	0.47
27:DD:67:PHE:HB3	27:DD:153:ALA:H	1.78	0.47
28:DE:79:ARG:HA	28:DE:79:ARG:NE	2.28	0.47
29:DF:24:LEU:HB3	29:DF:25:PRO:CD	2.44	0.47

*Continued on next page...*

*Continued from previous page...*

Atom-1	Atom-2	Interatomic distance (Å)	Clash overlap (Å)
30:DG:117:PHE:CD1	30:DG:117:PHE:O	2.67	0.47
31:DH:54:ARG:HB2	31:DH:55:PRO:HD2	1.96	0.47
40:D1:110:VAL:O	40:D1:113:ALA:HB3	2.15	0.47
43:DT:64:LYS:HD3	43:DT:73:ARG:NE	2.30	0.47
45:DV:93:ASP:O	45:DV:94:GLU:HG3	2.15	0.47
45:DV:150:LEU:O	45:DV:150:LEU:HD13	2.15	0.47
1:AA:955:U:H1'	1:AA:1227:A:N6	2.29	0.47
1:AA:1005:A:N1	1:AA:1024:G:H8	2.11	0.47
1:AA:1281:U:H5''	1:AA:1282:C:OP2	2.15	0.47
2:AE:102:LEU:HB3	2:AE:180:LEU:HD12	1.96	0.47
4:AG:11:LEU:O	4:AG:12:CYS:C	2.52	0.47
4:AG:92:VAL:O	4:AG:96:LEU:HD22	2.14	0.47
7:AJ:120:ILE:O	7:AJ:124:LEU:HD12	2.15	0.47
25:BA:562:U:O4	25:BA:2036:C:H1'	2.13	0.47
25:BA:780:G:C2	25:BA:783:A:N6	2.83	0.47
25:BA:1354:A:H2'	25:BA:1355:G:O4'	2.15	0.47
25:BA:1505:C:H2'	25:BA:1506:C:C6	2.49	0.47
25:BA:1534:G:H2'	25:BA:1535:U:O4'	2.15	0.47
25:BA:1784:A:H4'	25:BA:1785:A:C5'	2.44	0.47
25:BA:2210:G:C3'	25:BA:2211:G:N7	2.75	0.47
25:BA:2751:G:N2	31:BH:3:ARG:HG2	2.30	0.47
26:BB:39:A:C2	26:BB:44:G:C4	3.02	0.47
28:BE:13:ARG:CG	39:BR:58:ASN:OD1	2.60	0.47
28:BE:167:VAL:HG11	28:BE:187:ALA:O	2.15	0.47
33:BM:23:LEU:CD1	33:BM:99:LEU:HD23	2.44	0.47
35:BO:39:LYS:HB2	35:BO:45:LEU:HD22	1.97	0.47
40:B1:60:LEU:CD1	40:B1:64:ARG:HD2	2.44	0.47
43:BT:29:TRP:CE3	43:BT:78:LYS:HG2	2.49	0.47
43:BT:49:VAL:CG1	43:BT:50:LYS:H	2.24	0.47
49:BX:24:LYS:O	49:BX:27:GLY:N	2.46	0.47
51:B5:40:LYS:HD3	51:B5:46:CYS:HB3	1.94	0.47
53:B7:48:LYS:O	53:B7:49:ARG:HB2	2.14	0.47
54:B8:25:MET:O	54:B8:47:LYS:NZ	2.48	0.47
1:CA:522:C:OP2	12:CO:69:TYR:OH	2.28	0.47
1:CA:527:G:H2'	1:CA:528:C:H5'	1.96	0.47
1:CA:631:G:O3'	1:CA:632:A:H8	1.96	0.47
1:CA:1137:C:H4'	1:CA:1138:G:C2	2.50	0.47
1:CA:1200:C:H5'	1:CA:1201:A:C5'	2.45	0.47
1:CA:1222:G:OP1	1:CA:1321:C:O2	2.33	0.47
1:CA:1224:G:N2	1:CA:1322:C:H4'	2.30	0.47
1:CA:1442:G:N7	1:CA:1446:A:C2	2.82	0.47

*Continued on next page...*



*Continued from previous page...*

Atom-1	Atom-2	Interatomic distance (Å)	Clash overlap (Å)
1:CA:1480:G:H2'	1:CA:1481:U:H6	1.78	0.47
2:CE:137:ARG:HD3	2:CE:137:ARG:C	2.34	0.47
4:CG:31:CYS:C	4:CG:33:MET:N	2.68	0.47
7:CJ:13:GLN:O	7:CJ:24:THR:HG21	2.15	0.47
8:CK:38:ILE:HD11	8:CK:118:VAL:O	2.15	0.47
9:CL:85:LEU:HD12	9:CL:86:VAL:N	2.28	0.47
10:CM:54:PHE:CE1	10:CM:55:LYS:CE	2.97	0.47
11:CN:66:LEU:CD2	11:CN:101:SER:HB3	2.44	0.47
14:CQ:4:LYS:C	14:CQ:6:LEU:N	2.68	0.47
17:CT:10:VAL:HG13	17:CT:19:VAL:HB	1.95	0.47
22:CB:61:C:N4	22:CB:75:G:H1	2.12	0.47
23:CC:73:A:C6	23:CC:74:A:C6	3.02	0.47
25:DA:453:C:H4'	25:DA:472:A:N6	2.28	0.47
25:DA:602:G:N2	25:DA:655:A:C8	2.79	0.47
25:DA:856:C:HO2'	25:DA:857:C:P	2.37	0.47
25:DA:996:A:O2'	40:D1:92:ARG:NH2	2.48	0.47
25:DA:1088:A:H4'	25:DA:1089:G:C8	2.49	0.47
25:DA:2154:G:O2'	25:DA:2155:G:H5'	2.14	0.47
25:DA:2255:G:C2	36:DP:85:LYS:HE2	2.46	0.47
25:DA:2385:C:OP2	25:DA:2385:C:H4'	2.15	0.47
25:DA:2654:A:OP1	25:DA:2654:A:H8	1.98	0.47
25:DA:2728:U:O2'	25:DA:2729:G:H5'	2.14	0.47
25:DA:2747:G:H21	25:DA:2757:A:H62	1.61	0.47
28:DE:10:GLY:O	28:DE:24:THR:O	2.33	0.47
28:DE:14:ILE:HB	39:DR:14:TYR:CZ	2.49	0.47
35:DO:15:ARG:O	35:DO:16:ARG:C	2.53	0.47
35:DO:113:LYS:HG2	35:DO:115:LEU:CD2	2.45	0.47
38:DQ:56:LEU:O	38:DQ:58:LEU:HD23	2.14	0.47
38:DQ:110:LEU:HD13	38:DQ:111:GLU:H	1.78	0.47
43:DT:43:VAL:HG22	43:DT:51:VAL:HG21	1.97	0.47
50:D4:61:ARG:CG	50:D4:62:ARG:HH21	2.27	0.47
1:AA:27:G:C4'	4:AG:209:ARG:HG3	2.43	0.47
1:AA:96:G:H2'	1:AA:97:U:C5'	2.44	0.47
1:AA:198:G:C6	1:AA:220:G:C2	3.02	0.47
1:AA:265:G:H5'	17:AT:64:PRO:O	2.14	0.47
1:AA:465:A:N6	1:AA:467:G:C2	2.82	0.47
1:AA:754:C:H3'	1:AA:754:C:O2	2.14	0.47
1:AA:950:U:C5	13:AP:102:ARG:NH1	2.83	0.47
1:AA:1091:U:O2	1:AA:1093:A:C8	2.68	0.47
1:AA:1178:G:H5'	9:AL:93:ARG:NH2	2.28	0.47
5:AH:33:VAL:HB	5:AH:112:LEU:HD12	1.97	0.47

*Continued on next page...*

*Continued from previous page...*

Atom-1	Atom-2	Interatomic distance (Å)	Clash overlap (Å)
8:AK:73:ASP:OD2	8:AK:75:ARG:NE	2.48	0.47
22:AB:24:C:C5	22:AB:25:A:C8	3.02	0.47
22:AB:28:C:H2'	22:AB:29:U:C6	2.50	0.47
23:AC:52:C:H2'	23:AC:53:G:O4'	2.15	0.47
23:AD:37:U:H2'	23:AD:38:A:O4'	2.14	0.47
25:BA:456:C:C4	43:BT:69:TYR:CE1	3.03	0.47
25:BA:636:G:N7	35:BO:113:LYS:HE2	2.30	0.47
25:BA:644:A:H4'	25:BA:645:C:C5	2.49	0.47
25:BA:889:C:H5''	25:BA:890:A:OP2	2.15	0.47
25:BA:1063:G:C6	25:BA:1064:C:C4	3.02	0.47
25:BA:1266:G:C6	42:BS:16:LYS:HD2	2.50	0.47
25:BA:1372:U:H2'	25:BA:1373:A:O4'	2.14	0.47
25:BA:1797:C:O2'	27:BD:259:THR:HB	2.15	0.47
25:BA:2317:C:C2'	25:BA:2318:G:C5'	2.81	0.47
25:BA:2327:A:H2'	25:BA:2328:A:H8	1.75	0.47
27:BD:35:LYS:HZ3	27:BD:104:TYR:HD1	1.60	0.47
28:BE:11:MET:O	28:BE:12:THR:HB	2.13	0.47
29:BF:132:VAL:HG12	29:BF:163:VAL:HG22	1.95	0.47
30:BG:7:LEU:HD23	30:BG:100:TRP:CE3	2.49	0.47
32:BK:99:GLU:O	32:BK:102:SER:CB	2.62	0.47
42:BS:29:LEU:HD21	42:BS:33:ARG:NH2	2.28	0.47
45:BV:7:ALA:O	45:BV:8:TYR:CD2	2.68	0.47
45:BV:39:VAL:HG21	45:BV:44:PHE:HB2	1.96	0.47
1:CA:983:A:H2	1:CA:984:C:C6	2.32	0.47
1:CA:1156:G:C3'	1:CA:1157:A:H5''	2.44	0.47
1:CA:1162:C:O2'	1:CA:1163:C:H5'	2.15	0.47
1:CA:1446:A:C6	39:DR:118:ARG:CZ	2.98	0.47
2:CE:114:ARG:O	2:CE:114:ARG:HG3	2.14	0.47
4:CG:107:ARG:HG2	4:CG:107:ARG:NH1	2.30	0.47
6:CI:100:ASN:HB2	18:CU:23:LYS:HD3	1.95	0.47
11:CN:48:ILE:CG1	11:CN:63:LEU:HB2	2.44	0.47
19:CV:66:MET:HE2	50:D4:56:VAL:N	2.30	0.47
20:CW:67:ALA:HA	20:CW:73:HIS:H	1.79	0.47
25:DA:1000:A:C6	25:DA:1155:A:C8	3.03	0.47
25:DA:1050:A:H2'	25:DA:1051:G:O4'	2.14	0.47
25:DA:1657:C:H2'	25:DA:1658:C:H6	1.79	0.47
25:DA:1671:U:O2'	25:DA:1673:U:H5	1.96	0.47
25:DA:2401:U:O2	25:DA:2402:C:H5	1.96	0.47
25:DA:2646:C:O5'	25:DA:2646:C:H6	1.96	0.47
25:DA:2872:G:N9	25:DA:2873:A:C2	2.82	0.47
26:DB:66:A:C2	26:DB:108:C:C4	3.03	0.47

*Continued on next page...*

*Continued from previous page...*

Atom-1	Atom-2	Interatomic distance (Å)	Clash overlap (Å)
27:DD:68:LYS:HB2	27:DD:70:TRP:CE3	2.50	0.47
31:DH:4:ILE:CD1	31:DH:6:ARG:HG2	2.45	0.47
31:DH:20:ALA:HB1	31:DH:21:PRO:CD	2.45	0.47
32:DK:10:GLU:OE2	32:DK:11:ASN:HB2	2.14	0.47
35:DO:38:GLN:O	35:DO:41:ARG:N	2.48	0.47
36:DP:33:GLY:O	36:DP:118:LEU:HD13	2.15	0.47
38:DQ:35:ILE:O	38:DQ:35:ILE:HG13	2.12	0.47
38:DQ:36:TYR:N	38:DQ:36:TYR:CD1	2.83	0.47
39:DR:90:GLN:HE21	39:DR:90:GLN:CA	2.22	0.47
39:DR:90:GLN:HE22	39:DR:121:ILE:HD11	1.78	0.47
40:D1:65:ILE:HD11	40:D1:96:ALA:HB1	1.94	0.47
40:D1:66:ASN:CB	40:D1:76:TYR:HB2	2.44	0.47
50:D4:56:VAL:HA	50:D4:60:GLN:NE2	2.23	0.47
52:D6:27:LYS:HB3	52:D6:27:LYS:NZ	2.25	0.47
1:AA:10:A:OP2	5:AH:126:ARG:HD3	2.15	0.47
1:AA:33:A:H5''	1:AA:364:A:H1'	1.96	0.47
1:AA:256:U:P	17:AT:17:LYS:HZ1	2.38	0.47
1:AA:410:G:H5''	1:AA:411:A:OP1	2.14	0.47
1:AA:501:C:H1'	1:AA:549:C:H1'	1.96	0.47
1:AA:586:C:O2'	1:AA:878:G:H4'	2.14	0.47
1:AA:936:C:H2'	1:AA:937:A:O4'	2.15	0.47
1:AA:939:G:C6	1:AA:940:C:N4	2.83	0.47
1:AA:960:U:N3	1:AA:1225:A:C4	2.82	0.47
1:AA:1015:A:H2'	1:AA:1016:A:H8	1.79	0.47
1:AA:1175:G:C6	1:AA:1176:A:N6	2.83	0.47
1:AA:1346:A:C5'	9:AL:120:ARG:HH12	2.27	0.47
1:AA:1374:A:C2'	1:AA:1375:A:H5'	2.43	0.47
1:AA:1499:A:O2'	1:AA:1520:G:H5'	2.15	0.47
2:AE:72:GLY:HA3	2:AE:165:VAL:CG2	2.44	0.47
2:AE:223:ILE:HG13	2:AE:229:VAL:HG22	1.96	0.47
3:AF:134:ILE:HG22	3:AF:168:ALA:HB3	1.97	0.47
5:AH:41:VAL:HG11	5:AH:113:ALA:HB2	1.97	0.47
6:AI:9:VAL:HB	6:AI:87:ARG:HB2	1.97	0.47
17:AT:58:GLU:O	17:AT:74:LEU:N	2.33	0.47
21:AX:9:ARG:O	21:AX:13:ILE:HG13	2.14	0.47
22:AB:19:G:H4'	22:AB:20:U:OP2	2.15	0.47
23:AD:50:G:N2	23:AD:67:C:O2	2.48	0.47
23:AD:57:C:H5'	25:BA:2169:A:O4'	2.14	0.47
25:BA:53:A:H2'	25:BA:54:G:O4'	2.14	0.47
25:BA:172:C:H2'	25:BA:173:G:H8	1.80	0.47
25:BA:488:G:H1'	25:BA:492:A:N6	2.30	0.47

*Continued on next page...*

*Continued from previous page...*

Atom-1	Atom-2	Interatomic distance (Å)	Clash overlap (Å)
25:BA:600:G:N2	25:BA:605:C:O3'	2.48	0.47
25:BA:1047:G:O2'	25:BA:1048:A:C8	2.66	0.47
25:BA:1142(A):A:H4'	25:BA:1143:A:OP1	2.14	0.47
25:BA:1150:C:H2'	25:BA:1151:G:O4'	2.14	0.47
25:BA:1192:G:H2'	25:BA:1193:G:H5'	1.96	0.47
25:BA:1376:C:H2'	25:BA:1377:G:O5'	2.14	0.47
25:BA:1435:G:H21	25:BA:1478:G:H5'	1.80	0.47
25:BA:1519:G:H2'	25:BA:1520:U:H5'	1.96	0.47
25:BA:1691:C:C2'	25:BA:1692:U:H5'	2.45	0.47
25:BA:2032:G:H1'	28:BE:145:LYS:HD3	1.97	0.47
25:BA:2098:U:C4	25:BA:2099:U:C5	3.03	0.47
25:BA:2182:G:H2'	25:BA:2183:C:C6	2.50	0.47
25:BA:2303:G:O2'	25:BA:2304:G:H5'	2.15	0.47
25:BA:2473:U:C3'	25:BA:2474:C:H5''	2.44	0.47
25:BA:2599:G:O2'	25:BA:2600:A:H5'	2.15	0.47
25:BA:2894:G:C2'	25:BA:2895:U:OP2	2.63	0.47
26:BB:37:C:C3'	26:BB:38:C:H5'	2.43	0.47
26:BB:42:C:H4'	30:BG:67:LYS:HD3	1.95	0.47
27:BD:12:SER:HB2	27:BD:207:GLY:O	2.15	0.47
27:BD:30:GLU:CD	27:BD:63:ARG:HH21	2.18	0.47
27:BD:35:LYS:CA	27:BD:64:ILE:HG22	2.43	0.47
27:BD:74:GLY:O	27:BD:76:PRO:HD3	2.15	0.47
27:BD:96:HIS:NE2	27:BD:102:LYS:HE2	2.30	0.47
28:BE:30:PRO:O	28:BE:32:PRO:HD3	2.15	0.47
28:BE:80:GLU:O	28:BE:81:ILE:C	2.53	0.47
30:BG:56:ALA:HB2	30:BG:153:ARG:HE	1.79	0.47
32:BK:73:GLU:HG3	32:BK:137:PRO:CG	2.44	0.47
33:BM:95:PRO:O	33:BM:96:GLU:CD	2.53	0.47
33:BM:96:GLU:N	33:BM:98:VAL:HG12	2.29	0.47
35:BO:9:ASN:CB	35:BO:10:PRO:CD	2.82	0.47
35:BO:50:ARG:HH21	35:BO:50:ARG:CB	2.28	0.47
35:BO:50:ARG:NH2	35:BO:50:ARG:HB2	2.30	0.47
40:B1:30:LYS:N	40:B1:30:LYS:HD3	2.29	0.47
40:B1:38:THR:O	40:B1:41:ALA:HB3	2.15	0.47
41:B2:22:VAL:HG12	41:B2:23:GLU:N	2.30	0.47
44:BU:21:LYS:HE2	44:BU:21:LYS:HB3	1.56	0.47
45:BV:99:TYR:HD1	45:BV:123:ASP:HB3	1.79	0.47
47:BZ:87:PRO:O	47:BZ:88:LYS:C	2.52	0.47
53:B7:10:ARG:NH1	53:B7:14:LYS:HE2	2.29	0.47
1:CA:109:A:C6	1:CA:326:G:C6	3.03	0.47
1:CA:353:A:H5'	1:CA:353:A:C8	2.42	0.47

*Continued on next page...*

*Continued from previous page...*

Atom-1	Atom-2	Interatomic distance (Å)	Clash overlap (Å)
1:CA:583:A:H2'	1:CA:584:G:O4'	2.14	0.47
1:CA:652:U:C5	1:CA:752:G:C4	3.03	0.47
1:CA:792:A:H1'	1:CA:794:A:N7	2.30	0.47
1:CA:859:A:N7	1:CA:860:A:C5	2.83	0.47
1:CA:1056:U:H5'	3:CF:163:ALA:HB2	1.97	0.47
1:CA:1072:G:C5	1:CA:1073:U:C5	3.03	0.47
1:CA:1116:C:H42	1:CA:1184:G:H1	1.62	0.47
1:CA:1159:U:O2	1:CA:1181:G:C6	2.67	0.47
1:CA:1223:C:OP2	1:CA:1224:G:H2'	2.15	0.47
2:CE:73:THR:HG23	2:CE:170:GLU:OE2	2.14	0.47
2:CE:154:LEU:HB3	2:CE:155:LEU:H	1.53	0.47
2:CE:237:ALA:N	2:CE:239:VAL:H	2.12	0.47
4:CG:24:GLU:C	4:CG:27:TYR:H	2.18	0.47
5:CH:107:ARG:O	5:CH:110:LEU:N	2.48	0.47
9:CL:95:LYS:HZ2	9:CL:96:LEU:HA	1.80	0.47
16:CS:1:MET:CE	16:CS:65:GLN:HG2	2.44	0.47
18:CU:19:LYS:HD3	18:CU:20:ALA:H	1.78	0.47
19:CV:23:ASN:HA	19:CV:27:GLU:HG3	1.97	0.47
22:CB:44:G:H2'	22:CB:45:U:H5'	1.96	0.47
23:CD:44:A:N1	23:CD:45:A:N6	2.63	0.47
23:CD:57:C:H42	25:DA:2112:G:N2	1.99	0.47
25:DA:107:C:H2'	25:DA:108:U:C6	2.49	0.47
25:DA:147:U:C2'	25:DA:148:C:H5''	2.42	0.47
25:DA:674:G:C1'	29:DF:74:ARG:HD3	2.43	0.47
25:DA:696:G:H2'	25:DA:697:C:H6	1.79	0.47
25:DA:1047:G:C2'	25:DA:1110:G:H22	2.26	0.47
25:DA:1055:G:N3	25:DA:1085:A:C2	2.82	0.47
25:DA:1104:C:H2'	25:DA:1105:U:C6	2.49	0.47
25:DA:1454:U:C5	25:DA:2702:U:O4	2.68	0.47
25:DA:2365:G:H4'	46:D3:60:PHE:CZ	2.50	0.47
25:DA:2389:G:H5''	25:DA:2390:U:C5'	2.44	0.47
25:DA:2517:C:C6	25:DA:2542:A:N1	2.82	0.47
25:DA:2523:G:H8	25:DA:2523:G:C5'	2.27	0.47
26:DB:110:G:H2'	26:DB:111:U:O4'	2.14	0.47
27:DD:70:TRP:HZ3	27:DD:146:GLU:OE2	1.97	0.47
27:DD:71:ASP:CG	27:DD:103:ARG:HH22	2.17	0.47
28:DE:12:THR:O	28:DE:23:VAL:HG22	2.14	0.47
28:DE:66:HIS:CE1	28:DE:73:GLU:HG3	2.49	0.47
29:DF:25:PRO:CG	29:DF:26:ALA:N	2.78	0.47
29:DF:111:ALA:HB2	29:DF:206:ILE:HG21	1.97	0.47
31:DH:9:ILE:HG22	31:DH:51:ARG:HA	1.96	0.47

*Continued on next page...*

*Continued from previous page...*

Atom-1	Atom-2	Interatomic distance (Å)	Clash overlap (Å)
31:DH:153:LYS:O	31:DH:161:GLY:HA3	2.14	0.47
33:DM:13:TRP:O	33:DM:135:PRO:HD2	2.15	0.47
34:DN:98:VAL:HG11	34:DN:114:ILE:HG23	1.97	0.47
35:DO:9:ASN:O	35:DO:10:PRO:O	2.33	0.47
35:DO:19:VAL:HG13	35:DO:20:GLY:N	2.30	0.47
35:DO:39:LYS:HD2	35:DO:45:LEU:HD21	1.94	0.47
35:DO:97:PRO:O	35:DO:98:GLU:HB3	2.15	0.47
36:DP:34:LEU:HD12	36:DP:130:LYS:O	2.14	0.47
36:DP:77:LYS:C	36:DP:79:LEU:H	2.17	0.47
37:D0:37:THR:HG22	37:D0:39:PRO:HD2	1.95	0.47
39:DR:11:GLU:N	39:DR:11:GLU:OE1	2.48	0.47
40:D1:17:ILE:HD12	40:D1:32:PHE:HE2	1.79	0.47
45:DV:28:MET:HE1	45:DV:67:LEU:HD13	1.97	0.47
47:DZ:86:SER:N	47:DZ:87:PRO:HD3	2.29	0.47
52:D6:28:ARG:CB	52:D6:31:PRO:HD2	2.44	0.47
1:AA:84:U:H6	1:AA:84:U:OP1	1.98	0.47
1:AA:266:G:N2	1:AA:269:C:C5	2.83	0.47
1:AA:447:G:H2'	1:AA:485:G:N2	2.30	0.47
1:AA:1004:A:N3	1:AA:1025:U:C2	2.83	0.47
1:AA:1500:A:OP2	1:AA:1505:G:OP1	2.33	0.47
3:AF:12:LEU:O	3:AF:14:ILE:N	2.47	0.47
7:AJ:17:VAL:HB	7:AJ:44:TYR:OH	2.14	0.47
10:AM:34:VAL:HG13	10:AM:74:ILE:HG23	1.96	0.47
11:AN:105:VAL:O	11:AN:105:VAL:HG23	2.15	0.47
25:BA:197:A:H62	25:BA:2430:A:H2'	1.80	0.47
25:BA:354:G:C2'	25:BA:355:G:H5'	2.45	0.47
25:BA:528:A:N1	25:BA:2043:C:H5'	2.30	0.47
25:BA:754:C:H2'	25:BA:755:C:H6	1.79	0.47
25:BA:822:U:C2'	25:BA:823:G:H5'	2.45	0.47
25:BA:973:A:H8	25:BA:973:A:OP1	1.98	0.47
25:BA:1056:G:N2	25:BA:1103:A:C5	2.82	0.47
25:BA:1057:A:C8	25:BA:1086:A:C4	3.03	0.47
25:BA:1141:U:C6	33:BM:63:THR:OG1	2.55	0.47
25:BA:1496:A:C8	25:BA:1577:C:O2'	2.51	0.47
25:BA:1758:G:C2	25:BA:2696:U:H5'	2.50	0.47
25:BA:1799:G:C5'	25:BA:1819:A:N6	2.78	0.47
25:BA:2238:G:N3	25:BA:2238:G:H2'	2.29	0.47
25:BA:2348:U:O4	25:BA:2382:G:C2	2.67	0.47
25:BA:2876:G:H5'	39:BR:2:ASN:HB3	1.96	0.47
30:BG:112:PRO:CB	50:B4:37:SER:HB2	2.44	0.47
31:BH:4:ILE:C	31:BH:6:ARG:N	2.69	0.47

*Continued on next page...*

*Continued from previous page...*

Atom-1	Atom-2	Interatomic distance (Å)	Clash overlap (Å)
31:BH:20:ALA:HB3	31:BH:23:ARG:HD2	1.95	0.47
31:BH:67:LEU:O	31:BH:71:LEU:HB2	2.15	0.47
35:BO:58:THR:O	35:BO:58:THR:CG2	2.62	0.47
35:BO:106:LEU:O	35:BO:107:LYS:HB2	2.13	0.47
38:BQ:88:ASP:OD1	38:BQ:89:ARG:N	2.48	0.47
44:BU:2:ARG:HG2	44:BU:3:VAL:HG23	1.97	0.47
45:BV:1:MET:HE2	45:BV:135:GLU:HB3	1.96	0.47
54:B8:34:TRP:O	54:B8:35:GLN:OE1	2.32	0.47
1:CA:545:C:H2'	1:CA:546:G:H5'	1.96	0.47
1:CA:853:G:O2'	1:CA:854:G:H5'	2.15	0.47
1:CA:1127:G:OP2	1:CA:1127:G:C8	2.67	0.47
1:CA:1297:C:H4'	1:CA:1298:C:O5'	2.15	0.47
1:CA:1371:G:OP1	9:CL:11:LYS:HG2	2.14	0.47
1:CA:1497:G:C2'	1:CA:1498:U:C5'	2.91	0.47
2:CE:37:ASN:O	2:CE:39:ILE:HG13	2.15	0.47
4:CG:75:PHE:CE1	4:CG:93:PHE:HZ	2.33	0.47
5:CH:80:ILE:O	5:CH:80:ILE:HG13	2.15	0.47
7:CJ:85:TYR:CE1	7:CJ:154:TYR:CE1	3.03	0.47
11:CN:26:ASN:O	11:CN:27:ASN:HB2	2.15	0.47
16:CS:25:ARG:HH11	16:CS:25:ARG:HG3	1.80	0.47
22:CB:18:G:O2'	22:CB:19:G:O5'	2.26	0.47
22:CB:21:A:H4'	22:CB:22:G:OP1	2.15	0.47
25:DA:244:A:H2'	25:DA:245:G:O4'	2.15	0.47
25:DA:323:G:H5'	29:DF:169:ASN:HD21	1.79	0.47
25:DA:872:A:C4	25:DA:906:G:C2	3.02	0.47
25:DA:996:A:N3	25:DA:997:G:C8	2.83	0.47
25:DA:1342:A:N1	25:DA:1397:U:C2	2.83	0.47
25:DA:2059:A:H2	25:DA:2062:A:N6	2.13	0.47
25:DA:2794:C:H2'	25:DA:2795:G:O4'	2.15	0.47
25:DA:2836:U:H2'	25:DA:2837:G:C8	2.50	0.47
27:DD:70:TRP:O	27:DD:73:VAL:CG2	2.63	0.47
34:DN:31:LYS:HB3	34:DN:32:TYR:CD1	2.50	0.47
39:DR:24:PRO:HA	39:DR:49:VAL:HG13	1.97	0.47
41:D2:68:LYS:HA	41:D2:68:LYS:HD3	1.69	0.47
41:D2:76:LYS:C	41:D2:79:VAL:CG2	2.83	0.47
42:DS:18:ARG:HG3	42:DS:76:VAL:HG13	1.97	0.47
1:AA:939:G:H2'	1:AA:940:C:H6	1.79	0.47
1:AA:1028(A):C:H2'	1:AA:1028(B):C:H6	1.79	0.47
1:AA:1234:C:O2'	1:AA:1235:U:H5'	2.15	0.47
5:AH:39:GLY:HA2	5:AH:113:ALA:O	2.15	0.47
8:AK:94:TYR:HE1	8:AK:132:GLU:HB2	1.79	0.47

*Continued on next page...*

*Continued from previous page...*

Atom-1	Atom-2	Interatomic distance (Å)	Clash overlap (Å)
9:AL:79:LEU:HD22	9:AL:83:ARG:CG	2.45	0.47
12:AO:89:ARG:HH11	12:AO:89:ARG:HG3	1.80	0.47
14:AQ:12:ARG:C	14:AQ:14:PRO:HD2	2.35	0.47
23:AC:1:C:P	23:AC:1:C:O4'	2.73	0.47
23:AD:37:U:O4	23:AD:38:A:N6	2.48	0.47
25:BA:10:G:C2	25:BA:2629:A:C2	3.03	0.47
25:BA:994:C:H5''	25:BA:995:C:P	2.55	0.47
25:BA:1056:G:O4'	25:BA:1086:A:C8	2.65	0.47
25:BA:1079:C:N4	25:BA:1080:A:N6	2.63	0.47
25:BA:2243:U:H2'	25:BA:2244:U:C6	2.50	0.47
25:BA:2415:G:O3'	35:BO:66:GLY:CA	2.59	0.47
27:BD:35:LYS:HA	27:BD:64:ILE:CG2	2.41	0.47
27:BD:35:LYS:CE	27:BD:65:ILE:HG22	2.45	0.47
28:BE:111:ARG:CD	28:BE:160:TYR:CE1	2.93	0.47
28:BE:115:GLY:O	28:BE:119:ARG:HB2	2.15	0.47
32:BK:21:VAL:HG22	32:BK:22:LYS:N	2.30	0.47
35:BO:50:ARG:HH21	35:BO:50:ARG:HB2	1.79	0.47
35:BO:100:LEU:HD23	35:BO:112:LEU:HD11	1.96	0.47
38:BQ:48:LEU:HD22	38:BQ:82:ILE:HD11	1.96	0.47
38:BQ:106:ARG:CB	38:BQ:110:LEU:HD21	2.44	0.47
39:BR:23:ARG:HG3	39:BR:120:ARG:NH1	2.30	0.47
45:BV:10:ARG:HD3	45:BV:18:LEU:CD2	2.44	0.47
45:BV:142:SER:HB3	45:BV:143:GLY:CA	2.45	0.47
45:BV:152:ALA:CB	45:BV:167:PRO:O	2.60	0.47
53:B7:9:ARG:HH21	53:B7:48:LYS:HG3	1.79	0.47
1:CA:545:C:C2'	1:CA:546:G:H5'	2.45	0.47
1:CA:589:C:H42	1:CA:650:G:H1	1.62	0.47
1:CA:634:C:H3'	1:CA:634:C:H6	1.79	0.47
1:CA:784:C:H4'	25:DA:1837:C:OP1	2.15	0.47
1:CA:1157:A:N6	1:CA:1178:G:N2	2.63	0.47
1:CA:1176:A:N6	1:CA:1177:G:N1	2.63	0.47
1:CA:1187:G:P	9:CL:113:LYS:NZ	2.87	0.47
1:CA:1194:U:H4'	5:CH:22:GLY:O	2.15	0.47
1:CA:1243:C:OP1	21:CX:8:THR:HG21	2.15	0.47
1:CA:1286:A:H2	21:CX:18:TYR:HH	1.56	0.47
1:CA:1325:C:C4'	21:CX:17:THR:HG21	2.43	0.47
1:CA:1352:C:H2'	1:CA:1353:G:C8	2.49	0.47
2:CE:166:ASP:CG	2:CE:169:LYS:HB2	2.35	0.47
8:CK:69:ARG:HD3	8:CK:75:ARG:O	2.15	0.47
9:CL:114:TYR:C	9:CL:116:LYS:H	2.18	0.47
13:CP:15:VAL:O	13:CP:19:LEU:HD23	2.15	0.47

*Continued on next page...*



*Continued from previous page...*

Atom-1	Atom-2	Interatomic distance (Å)	Clash overlap (Å)
13:CP:110:ARG:HH11	13:CP:110:ARG:HG2	1.80	0.47
20:CW:49:ALA:HA	20:CW:52:ALA:CB	2.43	0.47
22:CB:67:C:H2'	22:CB:67:C:O2	2.13	0.47
23:CC:51:U:H2'	23:CC:52:C:H6	1.80	0.47
23:CD:48:U:H2'	23:CD:49:C:OP1	2.15	0.47
25:DA:85:G:P	44:DU:30:VAL:HB	2.55	0.47
25:DA:310:A:P	44:DU:18:GLY:HA2	2.54	0.47
25:DA:581:C:C2	25:DA:582:G:C8	3.02	0.47
25:DA:857:C:H2'	25:DA:858:U:H6	1.80	0.47
25:DA:881:G:C6	25:DA:895:U:O2	2.68	0.47
25:DA:990:A:H5'	25:DA:990:A:C8	2.34	0.47
25:DA:996:A:H4'	40:D1:92:ARG:CZ	2.45	0.47
25:DA:1174:A:C6	25:DA:1175:U:O2'	2.68	0.47
25:DA:1535:U:H5'	25:DA:1536:A:OP2	2.15	0.47
26:DB:11:C:OP2	26:DB:12:C:H5	1.98	0.47
28:DE:89:ASP:O	28:DE:90:THR:C	2.53	0.47
30:DG:36:LYS:HG2	30:DG:38:VAL:HG23	1.96	0.47
32:DK:5:LEU:H	32:DK:5:LEU:HD12	1.79	0.47
33:DM:10:GLU:HG3	33:DM:11:PRO:HD2	1.97	0.47
36:DP:87:LYS:HG3	36:DP:88:GLY:N	2.27	0.47
38:DQ:88:ASP:O	38:DQ:89:ARG:CB	2.48	0.47
45:DV:146:ILE:HG23	45:DV:147:GLY:N	2.29	0.47
46:D3:48:GLY:HA3	46:D3:80:HIS:ND1	2.30	0.47
52:D6:51:GLU:HG2	52:D6:52:VAL:N	2.29	0.47
54:D8:49:VAL:C	54:D8:50:LEU:CG	2.78	0.47
1:AA:129(A):G:H5'	1:AA:191(A):G:H5'	1.97	0.47
1:AA:448:A:C4	1:AA:487:A:C2	3.03	0.47
1:AA:727:G:N1	1:AA:731:G:C6	2.83	0.47
1:AA:813:U:H6	1:AA:813:U:OP2	1.98	0.47
1:AA:918:A:H2'	1:AA:919:A:C8	2.50	0.47
1:AA:959:A:C2	1:AA:1222:G:O4'	2.68	0.47
1:AA:1251:A:H2'	1:AA:1252:A:C8	2.50	0.47
1:AA:1321:C:C3'	1:AA:1322:C:H5''	2.37	0.47
1:AA:1331:G:OP2	13:AP:23:TYR:CD2	2.68	0.47
2:AE:21:ARG:HB2	2:AE:39:ILE:N	2.30	0.47
4:AG:154:ASN:N	4:AG:154:ASN:OD1	2.48	0.47
8:AK:91:ARG:HB2	12:AO:7:ILE:HG21	1.97	0.47
23:AD:50:G:N2	23:AD:66:C:O2	2.47	0.47
23:AD:53:G:C4	23:AD:64:G:N2	2.83	0.47
25:BA:330:A:H2	25:BA:1210:A:C2'	2.28	0.47
25:BA:484:C:H2'	25:BA:485:C:C6	2.50	0.47

*Continued on next page...*

*Continued from previous page...*

Atom-1	Atom-2	Interatomic distance (Å)	Clash overlap (Å)
25:BA:557:U:H2'	25:BA:558:G:H8	1.80	0.47
25:BA:646:A:C2'	25:BA:647:G:O5'	2.63	0.47
25:BA:1206:G:C6	25:BA:1207:C:C4	3.03	0.47
25:BA:2027:G:C5	25:BA:2028:U:C5	3.02	0.47
25:BA:2308:G:H3'	25:BA:2310:A:OP2	2.15	0.47
25:BA:2355:C:O2	46:B3:39:ARG:NH2	2.47	0.47
25:BA:2620:C:OP1	28:BE:152:LYS:O	2.33	0.47
26:BB:7:G:H8	26:BB:7:G:H5''	1.79	0.47
27:BD:65:ILE:HG13	27:BD:67:PHE:CE1	2.50	0.47
27:BD:70:TRP:O	27:BD:73:VAL:HG23	2.15	0.47
32:BK:29:TYR:C	32:BK:32:PRO:HD2	2.35	0.47
38:BQ:41:ASP:OD2	38:BQ:44:LYS:HD2	2.15	0.47
40:B1:69:CYS:SG	40:B1:79:PHE:CD1	3.02	0.47
41:B2:32:THR:CG2	41:B2:58:VAL:HG13	2.45	0.47
43:BT:24:GLY:HA3	43:BT:82:GLN:HE22	1.80	0.47
1:CA:689:C:H2'	1:CA:690:G:C5'	2.45	0.47
1:CA:692:U:O2	1:CA:695:A:C8	2.67	0.47
1:CA:1118:C:H1'	1:CA:1179:A:C4	2.50	0.47
2:CE:97:TRP:CE3	2:CE:98:LEU:O	2.68	0.47
2:CE:166:ASP:OD2	2:CE:169:LYS:HB2	2.15	0.47
3:CF:50:ALA:O	3:CF:70:VAL:HG13	2.15	0.47
3:CF:119:ARG:HA	3:CF:122:GLU:OE2	2.15	0.47
5:CH:79:GLU:OE1	8:CK:104:ARG:HA	2.15	0.47
10:CM:4:ILE:HD13	10:CM:100:THR:HG22	1.97	0.47
13:CP:53:VAL:HG12	13:CP:57:ARG:HH21	1.80	0.47
16:CS:8:ARG:CG	16:CS:8:ARG:NH1	2.58	0.47
18:CU:44:LEU:HD21	18:CU:79:LEU:HD13	1.97	0.47
22:CB:44:G:C6	22:CB:45:U:C2	3.02	0.47
25:DA:528:A:C2	25:DA:2042:A:H2'	2.50	0.47
25:DA:993:G:H1'	41:D2:87:HIS:CE1	2.49	0.47
25:DA:1034:G:H2'	25:DA:1035:U:O4'	2.15	0.47
25:DA:1042:G:H2'	25:DA:1043:C:O4'	2.15	0.47
25:DA:2076:U:H6	25:DA:2076:U:O5'	1.97	0.47
25:DA:2131:G:H22	25:DA:2158:A:H2'	1.80	0.47
25:DA:2289:G:H1'	25:DA:2346:A:H2	1.80	0.47
25:DA:2314:C:H5'	30:DG:38:VAL:HG11	1.96	0.47
25:DA:2895:U:H2'	25:DA:2896:C:O4'	2.15	0.47
28:DE:48:GLN:O	28:DE:49:LEU:HD12	2.15	0.47
29:DF:125:LEU:HD12	29:DF:196:LEU:CD2	2.45	0.47
30:DG:72:ARG:HD2	30:DG:85:GLY:O	2.15	0.47
31:DH:25:LYS:HG3	31:DH:25:LYS:O	2.15	0.47

*Continued on next page...*

*Continued from previous page...*

Atom-1	Atom-2	Interatomic distance (Å)	Clash overlap (Å)
33:DM:111:PRO:HA	33:DM:114:ARG:NH1	2.30	0.47
35:DO:68:GLN:HG2	54:D8:12:LYS:HD3	1.97	0.47
35:DO:101:VAL:HG21	35:DO:108:LYS:H	1.80	0.47
44:DU:57:GLN:HB3	44:DU:58:GLY:H	1.58	0.47
44:DU:94:LYS:O	44:DU:101:LYS:HB2	2.14	0.47
49:DX:5:LYS:HE3	49:DX:59:VAL:HG21	1.97	0.47
1:AA:160:A:C6	1:AA:161:A:C2	3.03	0.46
1:AA:618:C:H3'	1:AA:619:U:C5'	2.45	0.46
1:AA:720:C:N4	1:AA:721:G:C2	2.82	0.46
1:AA:875:C:C4	1:AA:876:G:N7	2.83	0.46
1:AA:928:G:C2	1:AA:1390:U:O2	2.68	0.46
1:AA:954:G:C2	1:AA:955:U:C2	3.03	0.46
1:AA:1058:G:C6	1:AA:1059:C:N3	2.83	0.46
4:AG:23:GLY:HA2	4:AG:112:VAL:HG22	1.97	0.46
4:AG:65:ARG:HH11	4:AG:65:ARG:HG2	1.80	0.46
8:AK:8:ASP:O	8:AK:12:ARG:HG3	2.15	0.46
9:AL:89:ASN:OD1	9:AL:89:ASN:N	2.47	0.46
18:AU:26:LEU:HD13	18:AU:39:VAL:HG13	1.96	0.46
22:AB:2:C:H2'	22:AB:3:C:C6	2.50	0.46
25:BA:498:G:C6	25:BA:499:U:C4	3.03	0.46
25:BA:671:C:O2'	25:BA:672:C:H5'	2.15	0.46
25:BA:705:A:H2'	25:BA:706:A:O4'	2.15	0.46
25:BA:991:C:H2'	25:BA:992:C:H6	1.81	0.46
25:BA:1299:G:C5	25:BA:1639:U:C5	3.03	0.46
25:BA:2383:G:C2'	25:BA:2384:G:H5'	2.45	0.46
27:BD:35:LYS:HG2	27:BD:64:ILE:CG2	2.43	0.46
28:BE:179:GLU:O	28:BE:180:ASN:HB2	2.14	0.46
29:BF:33:LEU:HD12	29:BF:33:LEU:HA	1.76	0.46
30:BG:82:LEU:HA	30:BG:86:MET:HE3	1.96	0.46
30:BG:94:LEU:HD23	30:BG:94:LEU:N	2.29	0.46
31:BH:115:VAL:O	31:BH:115:VAL:CG1	2.59	0.46
32:BK:110:ASP:HB3	32:BK:112:LYS:N	2.30	0.46
33:BM:18:ALA:HA	33:BM:21:LYS:HG3	1.97	0.46
35:BO:55:ARG:O	35:BO:55:ARG:HG3	2.14	0.46
40:B1:60:LEU:HD13	40:B1:64:ARG:HD2	1.97	0.46
41:B2:35:LEU:C	41:B2:37:VAL:H	2.16	0.46
44:BU:63:LYS:HD2	44:BU:64:GLU:H	1.80	0.46
45:BV:27:VAL:HG22	45:BV:28:MET:N	2.30	0.46
46:B3:27:GLU:CG	46:B3:68:GLU:HA	2.41	0.46
48:BW:24:LEU:HD13	48:BW:60:LEU:CD1	2.46	0.46
54:B8:52:LYS:H	54:B8:53:PRO:CD	2.28	0.46

*Continued on next page...*

*Continued from previous page...*

Atom-1	Atom-2	Interatomic distance (Å)	Clash overlap (Å)
1:CA:253:U:H2'	1:CA:254:G:C8	2.49	0.46
1:CA:358:U:C4	1:CA:359:U:C5	3.03	0.46
1:CA:468:A:C2'	1:CA:474:G:H5'	2.44	0.46
1:CA:547:A:H4'	1:CA:548:G:O5'	2.15	0.46
1:CA:686:U:O4	1:CA:703:G:H1'	2.15	0.46
1:CA:1158:C:C4	1:CA:1160:G:N7	2.82	0.46
1:CA:1207:G:C5	1:CA:1208:C:C5	3.03	0.46
3:CF:63:ASN:CB	3:CF:98:ASN:HB3	2.42	0.46
5:CH:110:LEU:HD23	5:CH:110:LEU:HA	1.74	0.46
7:CJ:76:ARG:HG2	7:CJ:76:ARG:NH1	2.27	0.46
8:CK:4:ASP:OD2	8:CK:7:ALA:HB2	2.15	0.46
18:CU:43:PHE:O	18:CU:51:LEU:HD12	2.15	0.46
19:CV:74:PHE:N	19:CV:74:PHE:CD2	2.83	0.46
25:DA:296:C:C2'	25:DA:297:C:H5'	2.45	0.46
25:DA:889:C:H2'	25:DA:890:A:H4'	1.96	0.46
25:DA:1473:G:H2'	25:DA:1474:C:O4'	2.16	0.46
25:DA:2187:G:C6	25:DA:2188:C:N3	2.83	0.46
25:DA:2335:A:C8	25:DA:2337:G:N7	2.83	0.46
25:DA:2552:U:H2'	25:DA:2554:U:H5''	1.97	0.46
25:DA:2773:C:H5''	28:DE:164:ARG:HG2	1.97	0.46
27:DD:130:ALA:C	27:DD:131:LEU:HD12	2.35	0.46
27:DD:176:ARG:HA	27:DD:181:GLU:O	2.15	0.46
30:DG:109:VAL:HG13	50:D4:33:VAL:HG11	1.96	0.46
31:DH:71:LEU:HD12	31:DH:71:LEU:HA	1.81	0.46
33:DM:67:LEU:O	33:DM:88:GLU:HG3	2.14	0.46
35:DO:107:LYS:O	35:DO:109:GLY:N	2.46	0.46
38:DQ:29:PHE:CD2	38:DQ:30:ARG:N	2.83	0.46
38:DQ:67:ARG:HB2	38:DQ:67:ARG:NH1	2.30	0.46
43:DT:54:VAL:O	43:DT:55:ASN:ND2	2.36	0.46
48:DW:10:LEU:O	48:DW:14:ARG:N	2.36	0.46
50:D4:56:VAL:CA	50:D4:60:GLN:HE21	2.24	0.46
51:D5:57:VAL:HG12	51:D5:58:LEU:O	2.14	0.46
54:D8:30:ARG:HD2	54:D8:30:ARG:HA	1.57	0.46
1:AA:299:G:H2'	1:AA:300:A:C8	2.50	0.46
1:AA:342:C:N3	1:AA:348:G:C2	2.83	0.46
4:AG:25:ARG:O	4:AG:28:SER:N	2.43	0.46
4:AG:138:TYR:HD2	4:AG:139:ARG:H	1.61	0.46
8:AK:42:GLU:HG3	8:AK:109:ILE:HD12	1.97	0.46
9:AL:17:VAL:CG1	9:AL:81:ILE:HD13	2.44	0.46
12:AO:89:ARG:HG3	12:AO:89:ARG:NH1	2.30	0.46
13:AP:10:PRO:HB2	13:AP:18:ALA:HB1	1.97	0.46

*Continued on next page...*

*Continued from previous page...*

Atom-1	Atom-2	Interatomic distance (Å)	Clash overlap (Å)
16:AS:22:THR:OG1	16:AS:31:LYS:O	2.33	0.46
17:AT:100:LYS:O	17:AT:101:ARG:HB2	2.14	0.46
19:AV:40:ILE:HG12	19:AV:41:VAL:CG1	2.42	0.46
20:AW:21:LYS:O	20:AW:25:ARG:HB2	2.16	0.46
25:BA:574:C:N3	28:BE:145:LYS:NZ	2.45	0.46
25:BA:612:G:N2	25:BA:616:A:O2'	2.48	0.46
25:BA:654(R):C:C2'	25:BA:654(S):G:H5'	2.46	0.46
25:BA:819:A:C4	25:BA:1189:A:C2	3.03	0.46
25:BA:1065:U:C5	25:BA:1066:U:C6	3.00	0.46
25:BA:1140:C:OP1	33:BM:23:LEU:HB3	2.15	0.46
25:BA:1162:G:O4'	41:B2:23:GLU:HG3	2.15	0.46
25:BA:1188:U:C5'	41:B2:79:VAL:HG22	2.45	0.46
25:BA:1324:G:C4	25:BA:1328:G:O6	2.69	0.46
25:BA:1344:G:H4'	25:BA:1384:A:C5	2.49	0.46
25:BA:2171:A:H2'	25:BA:2172:U:C6	2.45	0.46
25:BA:2330:G:H2'	25:BA:2331:G:O4'	2.15	0.46
25:BA:2439:A:H3'	25:BA:2439:A:P	2.55	0.46
25:BA:2850:A:C2	25:BA:2851:A:C4	3.04	0.46
26:BB:28:C:O2'	26:BB:29:A:H5'	2.14	0.46
29:BF:29:ASN:CB	29:BF:112:MET:HE1	2.45	0.46
39:BR:94:ALA:O	39:BR:95:ARG:CB	2.63	0.46
40:B1:76:TYR:CZ	40:B1:80:ILE:HG13	2.51	0.46
42:BS:14:PRO:CB	42:BS:18:ARG:HH21	2.27	0.46
44:BU:78:ALA:CB	44:BU:81:LYS:HZ1	2.22	0.46
45:BV:10:ARG:HD3	45:BV:18:LEU:HD22	1.97	0.46
45:BV:117:LEU:HD13	45:BV:118:GLN:H	1.80	0.46
54:B8:36:LYS:HB2	54:B8:40:GLU:CB	2.45	0.46
1:CA:77:C:N4	1:CA:92:G:H1	2.12	0.46
1:CA:152:A:N6	1:CA:170:U:C2	2.84	0.46
1:CA:544:G:C6	1:CA:545:C:C4	3.03	0.46
1:CA:1239:A:H4'	1:CA:1240:U:C5'	2.45	0.46
1:CA:1289:A:P	21:CX:9:ARG:HH22	2.38	0.46
1:CA:1300:G:HO2'	1:CA:1301:U:P	2.35	0.46
2:CE:144:ARG:CD	2:CE:148:TYR:HE2	2.27	0.46
4:CG:31:CYS:HB3	4:CG:33:MET:HB2	1.97	0.46
7:CJ:16:LEU:CD1	9:CL:45:ALA:HB2	2.37	0.46
10:CM:99:LYS:CE	10:CM:100:THR:H	2.27	0.46
11:CN:59:TYR:CZ	11:CN:63:LEU:HD21	2.50	0.46
14:CQ:7:ILE:HG22	14:CQ:23:ARG:CD	2.46	0.46
14:CQ:29:ARG:HE	14:CQ:40:CYS:HB2	1.80	0.46
20:CW:26:ASN:HB3	20:CW:71:THR:OG1	2.15	0.46

*Continued on next page...*

*Continued from previous page...*

Atom-1	Atom-2	Interatomic distance (Å)	Clash overlap (Å)
21:CX:6:ARG:CD	21:CX:15:ARG:HH21	2.29	0.46
24:C1:15:U:H2'	24:C1:16:A:C8	2.51	0.46
25:DA:675:A:N6	25:DA:676:A:N6	2.64	0.46
25:DA:830:G:H4'	25:DA:831:G:OP2	2.15	0.46
25:DA:883:G:C6	25:DA:884:C:N4	2.83	0.46
25:DA:1007:C:OP1	33:DM:37:LYS:NZ	2.45	0.46
25:DA:1056:G:H5''	25:DA:1057:A:C5'	2.43	0.46
25:DA:1163:G:H2'	25:DA:1164:G:H8	1.81	0.46
25:DA:1578:U:H2'	25:DA:1578:U:O2	2.15	0.46
25:DA:1638:C:H5''	25:DA:2710:C:O2'	2.16	0.46
25:DA:1688:U:H1'	25:DA:1701:A:C6	2.49	0.46
25:DA:2846:G:H2'	25:DA:2847:U:C6	2.50	0.46
26:DB:24:G:H4'	26:DB:25:A:C8	2.50	0.46
26:DB:45:A:H1'	30:DG:95:ARG:CZ	2.44	0.46
27:DD:145:VAL:HG11	27:DD:175:LEU:HD11	1.98	0.46
28:DE:120:TRP:CD2	28:DE:155:LYS:HD3	2.50	0.46
29:DF:136:THR:HG23	29:DF:166:ALA:O	2.15	0.46
32:DK:100:ALA:O	32:DK:104:GLN:HB3	2.14	0.46
35:DO:106:LEU:HD13	35:DO:112:LEU:HD23	1.97	0.46
37:D0:84:ALA:N	37:D0:85:PRO:CD	2.78	0.46
43:DT:26:TYR:OH	43:DT:88:LYS:HB2	2.15	0.46
45:DV:114:GLY:C	45:DV:116:VAL:N	2.68	0.46
1:AA:475:G:H2'	1:AA:476:G:H8	1.80	0.46
1:AA:872:A:H2'	1:AA:872:A:N3	2.30	0.46
1:AA:1003:G:N2	1:AA:1004:A:O2'	2.48	0.46
1:AA:1086:U:O2'	1:AA:1087:G:H5'	2.14	0.46
1:AA:1291:G:O2'	1:AA:1292:U:H5'	2.15	0.46
1:AA:1317:C:H5''	1:AA:1318:A:OP2	2.16	0.46
3:AF:150:LYS:HE3	3:AF:152:ILE:HD11	1.98	0.46
4:AG:58:LEU:HD22	4:AG:58:LEU:O	2.15	0.46
4:AG:114:ARG:HG3	4:AG:114:ARG:NH1	2.31	0.46
8:AK:53:VAL:HB	8:AK:58:TYR:CE1	2.50	0.46
9:AL:22:GLY:HA3	9:AL:60:ASP:OD2	2.15	0.46
12:AO:47:LYS:CA	12:AO:49:ASN:H	2.28	0.46
15:AR:78:TYR:O	15:AR:79:ARG:C	2.54	0.46
16:AS:20:VAL:CG2	16:AS:32:TYR:CB	2.93	0.46
25:BA:27:G:N2	25:BA:512:G:H1'	2.29	0.46
25:BA:851:U:H5'	49:BX:46:ASN:ND2	2.31	0.46
25:BA:1429:G:H2'	25:BA:1430:C:C6	2.50	0.46
25:BA:1478:G:O2'	25:BA:1558:A:C2	2.68	0.46
25:BA:1480:G:C6	25:BA:1482:U:N3	2.83	0.46

*Continued on next page...*

*Continued from previous page...*

Atom-1	Atom-2	Interatomic distance (Å)	Clash overlap (Å)
25:BA:1847:A:H4'	25:BA:1848:A:OP2	2.16	0.46
27:BD:77:ALA:HB1	27:BD:96:HIS:O	2.15	0.46
28:BE:59:VAL:CG1	28:BE:63:LEU:CB	2.94	0.46
30:BG:39:ILE:HG13	30:BG:94:LEU:HD21	1.96	0.46
32:BK:29:TYR:CD2	32:BK:30:LEU:HD23	2.50	0.46
42:BS:18:ARG:CG	42:BS:76:VAL:HG13	2.45	0.46
44:BU:42:VAL:HB	44:BU:67:LEU:HD11	1.96	0.46
44:BU:76:CYS:CB	44:BU:77:PRO:HD3	2.45	0.46
45:BV:122:ARG:HE	45:BV:122:ARG:HB2	1.60	0.46
49:BX:59:VAL:HG22	49:BX:60:GLU:H	1.80	0.46
50:B4:12:ALA:HB2	50:B4:29:PRO:HA	1.97	0.46
1:CA:275:G:H5'	17:CT:14:LYS:HB3	1.97	0.46
1:CA:410:G:OP2	4:CG:25:ARG:HB2	2.16	0.46
1:CA:641:U:O3'	1:CA:642:A:H8	1.98	0.46
1:CA:683:G:H2'	1:CA:684:A:O4'	2.15	0.46
1:CA:763:G:H2'	1:CA:764:C:C6	2.51	0.46
1:CA:833:U:H2'	1:CA:834:C:H6	1.80	0.46
1:CA:1060:C:O2'	1:CA:1061:G:H5'	2.15	0.46
1:CA:1072:G:H2'	1:CA:1073:U:O4'	2.15	0.46
2:CE:24:TRP:CD1	2:CE:24:TRP:O	2.69	0.46
13:CP:29:ARG:HB3	13:CP:64:TRP:CZ2	2.50	0.46
14:CQ:37:PHE:CZ	14:CQ:56:VAL:HG21	2.48	0.46
22:CB:37:G:C4	22:CB:38:G:C8	3.03	0.46
23:CC:20:G:HO2'	23:CC:21:U:H6	1.63	0.46
23:CC:68:C:H2'	23:CC:69:C:C6	2.50	0.46
25:DA:148:C:C5'	25:DA:148:C:C6	2.91	0.46
25:DA:529:A:N3	25:DA:529:A:C2'	2.79	0.46
25:DA:592:G:O2'	54:D8:4:MET:HB2	2.16	0.46
25:DA:1146:C:O2'	25:DA:1147:C:H5'	2.15	0.46
25:DA:1479:G:N2	25:DA:1480:G:H1'	2.30	0.46
25:DA:1668:A:C8	25:DA:1674:G:C6	3.03	0.46
25:DA:2167:U:P	25:DA:2167:U:H6	2.38	0.46
25:DA:2212:A:H1'	25:DA:2215:G:C4	2.50	0.46
25:DA:2312:U:O2'	25:DA:2313:C:H5'	2.16	0.46
25:DA:2507:C:H2'	25:DA:2508:G:O4'	2.15	0.46
25:DA:2611:U:H5'	25:DA:2611:U:C6	2.44	0.46
26:DB:43:C:H4'	30:DG:66:GLN:NE2	2.30	0.46
27:DD:30:GLU:HG3	27:DD:63:ARG:CZ	2.45	0.46
29:DF:122:LYS:HG3	29:DF:191:ARG:HG2	1.97	0.46
30:DG:86:MET:O	30:DG:88:ILE:HG22	2.14	0.46
31:DH:109:PHE:CZ	31:DH:152:ARG:HD3	2.50	0.46

*Continued on next page...*

*Continued from previous page...*

Atom-1	Atom-2	Interatomic distance (Å)	Clash overlap (Å)
31:DH:169:VAL:O	31:DH:170:ARG:HG2	2.16	0.46
37:D0:107:ASP:C	37:D0:107:ASP:OD2	2.53	0.46
41:D2:21:ARG:HG3	41:D2:21:ARG:HH11	1.80	0.46
45:DV:13:GLU:HA	45:DV:14:LYS:HZ3	1.79	0.46
45:DV:130:PRO:HA	45:DV:133:ILE:HD11	1.96	0.46
1:AA:328:C:O2	1:AA:328:C:H2'	2.15	0.46
1:AA:397:A:C6	1:AA:548:G:N7	2.83	0.46
1:AA:929:G:N2	1:AA:1389:C:C2	2.84	0.46
1:AA:1169:A:N6	1:AA:1170:A:N1	2.63	0.46
1:AA:1305:G:H8	1:AA:1305:G:OP2	1.98	0.46
3:AF:69:HIS:CD2	3:AF:69:HIS:N	2.83	0.46
11:AN:17:GLY:O	11:AN:80:VAL:HA	2.15	0.46
11:AN:81:ASP:O	11:AN:82:VAL:C	2.53	0.46
12:AO:24:VAL:HG11	12:AO:27:LEU:CD1	2.45	0.46
13:AP:44:ARG:HD3	13:AP:44:ARG:N	2.31	0.46
17:AT:70:ARG:C	17:AT:71:PHE:HD2	2.18	0.46
22:AB:42:U:H3'	22:AB:43:A:C8	2.50	0.46
25:BA:224:G:C6	25:BA:225:A:C5	3.02	0.46
25:BA:507:A:H5''	25:BA:508:G:H5'	1.98	0.46
25:BA:633:A:H2'	25:BA:634:C:H5'	1.98	0.46
25:BA:654(L):G:H2'	25:BA:654(M):C:O4'	2.15	0.46
25:BA:676:A:N1	25:BA:802:A:N1	2.63	0.46
25:BA:850:C:H5''	49:BX:18:ASP:HB2	1.96	0.46
25:BA:900:A:N3	25:BA:900:A:H2'	2.30	0.46
25:BA:953:A:O2'	25:BA:2266:A:OP2	2.26	0.46
25:BA:1071:G:O6	25:BA:1091:G:O6	2.34	0.46
25:BA:1332:G:N2	25:BA:1609:A:HO2'	2.10	0.46
25:BA:1406:U:H2'	25:BA:1407:C:C6	2.50	0.46
25:BA:1655:A:H3'	25:BA:1656:C:C6	2.50	0.46
25:BA:2695:C:H2'	25:BA:2696:U:C6	2.51	0.46
25:BA:2860:A:N7	25:BA:2861:G:H1'	2.30	0.46
26:BB:31:C:C2'	26:BB:32:C:H5'	2.45	0.46
27:BD:183:ARG:HG2	27:BD:269:PHE:O	2.16	0.46
28:BE:181:LEU:HD11	39:BR:7:ILE:HD13	1.97	0.46
30:BG:80:PHE:O	30:BG:81:LYS:C	2.54	0.46
32:BK:77:LEU:HD12	32:BK:140:LEU:HB2	1.97	0.46
34:BN:35:VAL:CG2	34:BN:69:ILE:HG12	2.45	0.46
35:BO:34:GLY:O	35:BO:35:HIS:HB2	2.14	0.46
40:B1:13:LYS:H	40:B1:13:LYS:HG2	1.61	0.46
40:B1:13:LYS:HB3	40:B1:13:LYS:HE3	1.72	0.46
42:BS:24:ILE:HG21	42:BS:36:LEU:HD21	1.96	0.46

*Continued on next page...*



*Continued from previous page...*

Atom-1	Atom-2	Interatomic distance (Å)	Clash overlap (Å)
45:BV:109:ALA:HB1	45:BV:144:LEU:HB2	1.96	0.46
45:BV:132:ASN:ND2	45:BV:132:ASN:N	2.62	0.46
50:B4:6:HIS:HD1	50:B4:7:PRO:HD2	1.81	0.46
1:CA:437:U:C5'	4:CG:155:LEU:HD21	2.46	0.46
1:CA:963:G:O2'	10:CM:54:PHE:HZ	1.95	0.46
1:CA:1053:G:C5	1:CA:1199:U:C6	3.02	0.46
1:CA:1124:G:O2'	1:CA:1145:C:C4	2.62	0.46
1:CA:1147:C:O2	9:CL:16:ARG:NE	2.49	0.46
1:CA:1363:A:H1'	1:CA:1365:G:N7	2.31	0.46
2:CE:165:VAL:HG23	2:CE:166:ASP:H	1.80	0.46
4:CG:30:LYS:HE2	4:CG:30:LYS:H	1.80	0.46
5:CH:63:ARG:HA	5:CH:66:MET:HE2	1.96	0.46
8:CK:29:SER:HB3	8:CK:32:LYS:CG	2.45	0.46
10:CM:13:HIS:CD2	10:CM:13:HIS:C	2.88	0.46
20:CW:54:LYS:HA	20:CW:57:ARG:NH2	2.31	0.46
21:CX:3:LYS:O	21:CX:14:TRP:CE3	2.69	0.46
22:CB:17:U:C5'	22:CB:18:G:C8	2.96	0.46
25:DA:218:A:C2	25:DA:235:U:H4'	2.50	0.46
25:DA:492:A:C2'	25:DA:493:G:H5'	2.45	0.46
25:DA:547:A:C5	25:DA:548:A:N6	2.83	0.46
25:DA:553:U:C4	25:DA:554:U:C4	3.04	0.46
25:DA:829:A:N7	25:DA:2248:C:H5'	2.31	0.46
25:DA:847:U:O4	25:DA:933:A:N1	2.49	0.46
25:DA:1486:A:C4	25:DA:1487:G:C8	3.04	0.46
25:DA:2116:G:P	25:DA:2165:G:H22	2.38	0.46
25:DA:2180:U:H2'	25:DA:2181:G:O4'	2.15	0.46
25:DA:2287:A:N1	25:DA:2346:A:H2	2.10	0.46
25:DA:2303:G:C2	25:DA:2314:C:N3	2.84	0.46
25:DA:2567:G:H2'	25:DA:2568:C:C6	2.49	0.46
25:DA:2729:G:H1'	28:DE:187:ALA:HB3	1.98	0.46
27:DD:17:THR:O	27:DD:211:ARG:NH2	2.49	0.46
27:DD:32:SER:HA	27:DD:36:PRO:HD2	1.98	0.46
29:DF:67:GLN:O	29:DF:68:LYS:HB2	2.14	0.46
30:DG:102:PHE:CE2	30:DG:141:PHE:CE1	3.00	0.46
45:DV:24:LEU:HD12	45:DV:24:LEU:C	2.35	0.46
45:DV:131:ARG:HD2	45:DV:131:ARG:N	2.30	0.46
50:D4:36:CYS:HB3	50:D4:41:PRO:CD	2.45	0.46
1:AA:267:C:OP1	17:AT:67:LYS:HB2	2.15	0.46
1:AA:408:A:H2'	1:AA:409:G:O4'	2.16	0.46
1:AA:486:U:H2'	1:AA:487:A:H8	1.78	0.46
1:AA:942:G:N3	1:AA:943:U:C6	2.84	0.46

*Continued on next page...*

*Continued from previous page...*

Atom-1	Atom-2	Interatomic distance (Å)	Clash overlap (Å)
1:AA:949:A:C4	1:AA:1233:G:N2	2.84	0.46
1:AA:1389:C:H2'	1:AA:1390:U:O4'	2.15	0.46
2:AE:204:ASN:HD22	2:AE:204:ASN:C	2.18	0.46
3:AF:114:PRO:O	3:AF:118:GLN:HG3	2.16	0.46
4:AG:28:SER:HB3	4:AG:29:PRO:CD	2.45	0.46
4:AG:209:ARG:NE	4:AG:209:ARG:HA	2.31	0.46
6:AI:21:LEU:HD13	6:AI:21:LEU:HA	1.78	0.46
9:AL:111:ARG:HH22	10:AM:62:HIS:CE1	2.32	0.46
10:AM:55:LYS:O	10:AM:56:HIS:CD2	2.68	0.46
10:AM:89:ASP:HB3	10:AM:91:PRO:HD3	1.97	0.46
13:AP:23:TYR:HD1	13:AP:67:GLU:HA	1.80	0.46
14:AQ:21:TYR:CE2	14:AQ:23:ARG:NE	2.80	0.46
15:AR:63:ARG:O	15:AR:67:LEU:HD12	2.16	0.46
17:AT:18:THR:CG2	17:AT:69:LYS:HD2	2.44	0.46
20:AW:30:LYS:NZ	20:AW:80:ARG:NH1	2.64	0.46
25:BA:332:A:C2	25:BA:335:C:C5	3.04	0.46
25:BA:880:G:C6	25:BA:881:G:N7	2.84	0.46
25:BA:1313:U:H2'	25:BA:1610:A:C2	2.50	0.46
25:BA:1376:C:C2'	25:BA:1377:G:O5'	2.64	0.46
25:BA:1547:C:H2'	25:BA:1548:C:C6	2.51	0.46
25:BA:1797:C:H2'	25:BA:1798:U:H5'	1.96	0.46
25:BA:1803:A:O3'	27:BD:259:THR:HG23	2.15	0.46
25:BA:1935:G:H1'	25:BA:1964:G:N2	2.30	0.46
25:BA:2208:U:H4'	27:BD:151:LYS:HG2	1.96	0.46
25:BA:2321:G:H5''	25:BA:2322:A:OP2	2.15	0.46
25:BA:2461:C:H2'	25:BA:2462:U:C6	2.50	0.46
25:BA:2820:A:C4	37:B0:4:LEU:HD21	2.50	0.46
27:BD:226:MET:O	27:BD:234:GLY:HA2	2.15	0.46
29:BF:23:ASP:CG	29:BF:24:LEU:H	2.18	0.46
39:BR:90:GLN:HE21	39:BR:116:ALA:HA	1.81	0.46
43:BT:57:LEU:HD12	43:BT:57:LEU:N	2.31	0.46
46:B3:36:ILE:CD1	46:B3:39:ARG:HG2	2.46	0.46
47:BZ:87:PRO:O	47:BZ:90:ILE:N	2.48	0.46
53:B7:36:GLN:O	53:B7:36:GLN:HG2	2.15	0.46
1:CA:192:U:H4'	20:CW:103:GLY:HA3	1.98	0.46
1:CA:265:G:O3'	17:CT:66:SER:HA	2.16	0.46
1:CA:692:U:O2'	1:CA:694:A:N7	2.39	0.46
1:CA:1047:G:C2'	1:CA:1048:G:H5'	2.45	0.46
3:CF:70:VAL:O	3:CF:106:VAL:HG23	2.14	0.46
4:CG:196:LEU:HB3	4:CG:197:PRO:HD2	1.97	0.46
5:CH:147:ASP:O	5:CH:151:LEU:HG	2.15	0.46

*Continued on next page...*

*Continued from previous page...*

Atom-1	Atom-2	Interatomic distance (Å)	Clash overlap (Å)
8:CK:4:ASP:HB2	8:CK:89:PRO:HG3	1.97	0.46
13:CP:36:LYS:HB3	13:CP:36:LYS:HE2	1.72	0.46
14:CQ:4:LYS:HA	14:CQ:7:ILE:HG12	1.97	0.46
19:CV:14:HIS:HD2	19:CV:15:LEU:N	2.12	0.46
25:DA:128:C:H2'	25:DA:129:C:H6	1.79	0.46
25:DA:234:C:H2'	25:DA:235:U:C6	2.47	0.46
25:DA:239:U:C2'	25:DA:240:G:H5'	2.45	0.46
25:DA:910:A:N7	36:DP:12:GLN:HB2	2.30	0.46
25:DA:921:G:H4'	25:DA:2269:A:C5	2.51	0.46
25:DA:957:A:N6	25:DA:959:A:C2	2.84	0.46
25:DA:2337:G:H2'	25:DA:2337:G:N3	2.31	0.46
25:DA:2360:A:OP1	54:D8:50:LEU:HA	2.15	0.46
26:DB:65:C:N4	26:DB:108:C:C2	2.84	0.46
28:DE:11:MET:HG3	28:DE:24:THR:HA	1.96	0.46
29:DF:31:HIS:ND1	35:DO:9:ASN:OD1	2.47	0.46
30:DG:108:ASN:HA	50:D4:38:LYS:HG2	1.97	0.46
33:DM:4:TYR:O	40:D1:64:ARG:NH1	2.46	0.46
33:DM:17:ASP:O	33:DM:18:ALA:HB3	2.15	0.46
33:DM:17:ASP:O	33:DM:55:VAL:O	2.34	0.46
36:DP:31:ASP:O	36:DP:133:ARG:O	2.33	0.46
43:DT:57:LEU:HD23	43:DT:57:LEU:H	1.77	0.46
46:D3:53:MET:HG3	46:D3:59:LEU:HD23	1.98	0.46
46:D3:56:ASP:CG	46:D3:58:THR:HG1	2.17	0.46
49:DX:59:VAL:CG1	49:DX:60:GLU:H	2.21	0.46
52:D6:10:LEU:C	52:D6:11:LEU:HD22	2.36	0.46
1:AA:925:G:N2	1:AA:1503:A:OP1	2.47	0.46
1:AA:1256:A:C2	1:AA:1277:C:C5	3.03	0.46
7:AJ:77:SER:OG	23:AD:33:C:H4'	2.15	0.46
8:AK:121:ASP:HB2	8:AK:125:ARG:NH2	2.31	0.46
9:AL:4:TYR:CZ	9:AL:88:TYR:HD2	2.33	0.46
9:AL:114:TYR:HD2	9:AL:114:TYR:H	1.62	0.46
13:AP:80:ARG:NH1	19:AV:65:ASN:O	2.49	0.46
23:AD:49:C:H6	23:AD:49:C:P	2.39	0.46
25:BA:46:C:OP2	25:BA:215:G:H2'	2.16	0.46
25:BA:645:C:C2'	25:BA:646:A:OP1	2.64	0.46
25:BA:851:U:H5'	49:BX:46:ASN:HD21	1.81	0.46
25:BA:958:U:OP2	36:BP:14:ARG:NH1	2.48	0.46
25:BA:1077:A:OP1	25:BA:1077:A:H4'	2.14	0.46
25:BA:1169:G:H1	25:BA:1180:C:H42	1.63	0.46
25:BA:1639:U:H4'	25:BA:2699:C:H4'	1.97	0.46
25:BA:1718:G:C2	25:BA:1725:G:C8	3.03	0.46

*Continued on next page...*

*Continued from previous page...*

Atom-1	Atom-2	Interatomic distance (Å)	Clash overlap (Å)
25:BA:2117:A:H62	25:BA:2172:U:H3	1.60	0.46
25:BA:2675:A:H5'	34:BN:29:ASN:O	2.15	0.46
26:BB:79:C:H2'	26:BB:80:U:O4'	2.16	0.46
28:BE:6:GLY:CA	28:BE:27:LEU:O	2.64	0.46
28:BE:81:ILE:HD13	28:BE:81:ILE:H	1.81	0.46
28:BE:167:VAL:HG22	28:BE:170:LEU:HD12	1.98	0.46
29:BF:127:GLU:OE1	29:BF:128:ALA:N	2.49	0.46
31:BH:152:ARG:HB3	31:BH:153:LYS:HD2	1.98	0.46
32:BK:63:ALA:HA	32:BK:66:GLU:CD	2.35	0.46
33:BM:36:GLY:O	33:BM:42:TRP:HB2	2.15	0.46
42:BS:1:MET:C	42:BS:64:MET:HE1	2.36	0.46
43:BT:87:GLN:HE21	43:BT:87:GLN:HB2	1.62	0.46
47:BZ:45:ASN:O	47:BZ:47:GLN:HG2	2.16	0.46
47:BZ:72:GLU:O	47:BZ:76:ARG:HD2	2.15	0.46
1:CA:177:C:H2'	1:CA:178:C:H6	1.80	0.46
1:CA:218:C:O2'	1:CA:219:C:H5'	2.15	0.46
1:CA:624:C:O3'	16:CS:10:GLY:HA2	2.16	0.46
1:CA:625:G:H2'	1:CA:626:U:H6	1.81	0.46
1:CA:1086:U:OP2	1:CA:1086:U:H6	1.99	0.46
1:CA:1305:G:O2'	1:CA:1306:A:O5'	2.33	0.46
1:CA:1434:A:H2'	1:CA:1435:G:O4'	2.15	0.46
2:CE:89:GLY:O	2:CE:154:LEU:HD11	2.15	0.46
2:CE:163:PHE:HA	2:CE:185:ILE:O	2.15	0.46
3:CF:157:ILE:CD1	3:CF:166:GLU:HB2	2.45	0.46
4:CG:105:VAL:HG13	4:CG:110:PHE:HB2	1.98	0.46
9:CL:99:LEU:HB3	9:CL:101:PHE:HE1	1.80	0.46
17:CT:59:ILE:CG2	17:CT:71:PHE:CD1	2.99	0.46
23:CC:19:G:N2	23:CC:58:A:H2'	2.31	0.46
23:CD:15:G:C2'	23:CD:60:A:C2	2.91	0.46
25:DA:274:G:OP1	25:DA:274:G:O4'	2.34	0.46
25:DA:565:C:H2'	25:DA:566:U:O4'	2.16	0.46
25:DA:977:G:C6	25:DA:987:G:C6	3.04	0.46
25:DA:1022:G:N2	25:DA:1142(A):A:C2	2.74	0.46
25:DA:1084:A:H3'	25:DA:1085:A:C8	2.50	0.46
25:DA:1084:A:H5''	25:DA:1085:A:OP2	2.16	0.46
25:DA:1235:G:C6	25:DA:1236:G:N1	2.83	0.46
25:DA:1509:C:OP2	25:DA:1509:C:H4'	2.15	0.46
25:DA:2798:C:H5	25:DA:2799:A:H62	1.63	0.46
26:DB:73:A:H2'	26:DB:73:A:N3	2.30	0.46
26:DB:73:A:H3'	26:DB:74:U:H6	1.80	0.46
26:DB:91:C:H6	26:DB:91:C:O5'	1.99	0.46

*Continued on next page...*

*Continued from previous page...*

Atom-1	Atom-2	Interatomic distance (Å)	Clash overlap (Å)
27:DD:35:LYS:CD	27:DD:63:ARG:HB3	2.45	0.46
28:DE:16:ARG:HD2	28:DE:16:ARG:O	2.16	0.46
28:DE:36:ARG:CG	28:DE:36:ARG:NH1	2.77	0.46
33:DM:33:LEU:CD1	33:DM:38:HIS:CD2	2.98	0.46
34:DN:7:TYR:HE1	34:DN:20:MET:HG3	1.80	0.46
35:DO:19:VAL:HG22	35:DO:20:GLY:N	2.23	0.46
39:DR:29:ARG:HH11	39:DR:29:ARG:CG	2.28	0.46
45:DV:108:PRO:HA	45:DV:143:GLY:CA	2.45	0.46
45:DV:150:LEU:CD2	45:DV:154:ASP:HB2	2.46	0.46
52:D6:26:ASN:OD1	52:D6:28:ARG:HB2	2.15	0.46
1:AA:218:C:C2'	1:AA:219:C:H5'	2.46	0.46
1:AA:329:A:C2	1:AA:332:G:C4	3.04	0.46
1:AA:1014:A:H2	1:AA:1219:U:O2	1.98	0.46
1:AA:1033:G:H2'	1:AA:1034:G:H5'	1.97	0.46
1:AA:1070:U:H2'	1:AA:1071:C:C6	2.51	0.46
1:AA:1190:G:C5'	3:AF:176:HIS:CE1	2.99	0.46
1:AA:1368:G:OP1	10:AM:62:HIS:HE1	1.98	0.46
2:AE:130:ARG:HE	2:AE:138:LEU:HD11	1.80	0.46
4:AG:81:GLU:CD	4:AG:139:ARG:HH22	2.19	0.46
7:AJ:51:GLN:HA	7:AJ:51:GLN:OE1	2.16	0.46
9:AL:121:ARG:NH1	9:AL:122:ALA:O	2.39	0.46
15:AR:18:PHE:CZ	15:AR:21:ASP:HB2	2.51	0.46
25:BA:86:C:H4'	25:BA:104:U:H1'	1.97	0.46
25:BA:565:C:H2'	25:BA:566:U:O4'	2.16	0.46
25:BA:954:G:N3	25:BA:2274:A:C2	2.84	0.46
25:BA:1060:U:C5	25:BA:1062:G:H4'	2.51	0.46
25:BA:1083:U:H3'	25:BA:1084:A:H5''	1.98	0.46
25:BA:1655:A:H3'	25:BA:1656:C:H6	1.80	0.46
25:BA:1948:G:O2'	25:BA:1949:G:H5'	2.16	0.46
25:BA:2141:G:H2'	25:BA:2142:C:C6	2.50	0.46
25:BA:2315:G:H2'	25:BA:2316:C:C6	2.51	0.46
25:BA:2393:A:H4'	35:BO:62:LEU:N	2.30	0.46
25:BA:2394:C:OP1	35:BO:63:PRO:CD	2.45	0.46
25:BA:2555:U:H2'	25:BA:2556:C:H5'	1.97	0.46
25:BA:2563:U:O2	25:BA:2565:A:H8	1.97	0.46
25:BA:2566:A:H4'	25:BA:2567:G:O5'	2.15	0.46
25:BA:2766:G:H5''	25:BA:2767:C:OP2	2.16	0.46
27:BD:218:ARG:HB3	27:BD:219:PRO:HD2	1.95	0.46
30:BG:64:THR:HG23	30:BG:66:GLN:N	2.29	0.46
31:BH:94:TYR:CE2	31:BH:160:LYS:HD3	2.51	0.46
31:BH:159:GLU:HG2	31:BH:170:ARG:HH11	1.74	0.46

*Continued on next page...*

*Continued from previous page...*

Atom-1	Atom-2	Interatomic distance (Å)	Clash overlap (Å)
31:BH:169:VAL:HG12	31:BH:170:ARG:N	2.31	0.46
33:BM:38:HIS:HE1	33:BM:50:ASP:OD2	1.98	0.46
34:BN:71:ARG:HG3	34:BN:71:ARG:NH1	2.20	0.46
34:BN:107:ARG:NH1	39:BR:36:GLU:OE2	2.48	0.46
36:BP:136:ALA:HB2	45:BV:52:SER:HB2	1.98	0.46
39:BR:99:LEU:HB3	39:BR:101:PHE:CE1	2.51	0.46
41:B2:35:LEU:HB2	41:B2:37:VAL:HG23	1.97	0.46
42:BS:37:ARG:HG2	42:BS:38:TYR:CE2	2.51	0.46
1:CA:194:C:C2'	1:CA:195:A:H5''	2.46	0.46
1:CA:683:G:C6	1:CA:684:A:C6	3.04	0.46
1:CA:686:U:H2'	1:CA:687:A:C8	2.51	0.46
1:CA:870:U:H5'	1:CA:870:U:H6	1.81	0.46
1:CA:1095:U:OP1	1:CA:1108:G:N1	2.48	0.46
1:CA:1171:G:H2'	1:CA:1172:C:C6	2.51	0.46
1:CA:1504:G:H4'	1:CA:1505:G:O5'	2.16	0.46
2:CE:237:ALA:H	2:CE:239:VAL:HB	1.80	0.46
3:CF:70:VAL:HG11	3:CF:76:VAL:CG1	2.46	0.46
3:CF:188:LEU:HD12	3:CF:195:VAL:CG1	2.45	0.46
5:CH:93:PRO:HG2	8:CK:105:ARG:NE	2.31	0.46
7:CJ:13:GLN:HG2	7:CJ:14:PRO:HD2	1.97	0.46
17:CT:44:ALA:HA	17:CT:71:PHE:O	2.16	0.46
25:DA:85:G:H5'	44:DU:32:PRO:HD3	1.97	0.46
25:DA:1062:G:H2'	25:DA:1063:G:H8	1.80	0.46
25:DA:1111:A:O2'	25:DA:1112:G:H4'	2.16	0.46
25:DA:1215:G:C2'	25:DA:1216:G:H5'	2.46	0.46
25:DA:1347:G:C2'	25:DA:1348:G:H5'	2.46	0.46
25:DA:1686:C:H2'	25:DA:1687:G:H5'	1.98	0.46
25:DA:2562:U:O2'	34:DN:23:ARG:HD3	2.16	0.46
28:DE:37:ARG:CD	28:DE:44:TYR:CE2	2.93	0.46
28:DE:120:TRP:CD1	28:DE:155:LYS:HB3	2.51	0.46
29:DF:117:ARG:HH12	35:DO:1:MET:H2	1.62	0.46
30:DG:97:ASP:H	30:DG:100:TRP:HD1	1.64	0.46
31:DH:26:VAL:HG13	31:DH:27:LYS:N	2.31	0.46
31:DH:102:ALA:CA	31:DH:117:PRO:HD3	2.45	0.46
33:DM:68:GLU:HG2	33:DM:88:GLU:OE1	2.15	0.46
36:DP:20:ALA:O	36:DP:21:THR:HB	2.15	0.46
36:DP:78:PRO:O	36:DP:79:LEU:O	2.34	0.46
38:DQ:44:LYS:O	38:DQ:46:VAL:HG23	2.14	0.46
41:D2:44:LYS:HG3	41:D2:45:THR:OG1	2.15	0.46
44:DU:72:VAL:O	44:DU:73:ARG:HG3	2.15	0.46
45:DV:30:ASN:OD1	45:DV:90:VAL:HB	2.15	0.46

*Continued on next page...*

*Continued from previous page...*

Atom-1	Atom-2	Interatomic distance (Å)	Clash overlap (Å)
47:DZ:7:ILE:CD1	47:DZ:70:VAL:HG22	2.45	0.46
47:DZ:20:ARG:HB3	47:DZ:32:LYS:HE2	1.98	0.46
47:DZ:87:PRO:O	47:DZ:88:LYS:C	2.53	0.46
49:DX:29:ARG:N	49:DX:33:GLN:HE22	2.04	0.46
1:AA:22:G:C5	1:AA:23:C:C4	3.03	0.46
1:AA:264:U:O2'	17:AT:64:PRO:HD2	2.16	0.46
1:AA:353:A:H5'	1:AA:353:A:C8	2.44	0.46
1:AA:406:G:C5'	4:AG:5:ILE:HD13	2.46	0.46
1:AA:429:U:H1'	1:AA:430:A:H5''	1.97	0.46
1:AA:763:G:H2'	1:AA:764:C:C6	2.50	0.46
3:AF:26:LYS:HD3	3:AF:26:LYS:H	1.80	0.46
16:AS:14:ASN:O	16:AS:14:ASN:OD1	2.34	0.46
16:AS:19:ILE:HA	16:AS:19:ILE:HD12	1.68	0.46
25:BA:232:G:OP2	25:BA:232:G:C8	2.67	0.46
25:BA:539:G:H2'	25:BA:539:G:N3	2.30	0.46
25:BA:588:U:H1'	29:BF:90:PHE:CD1	2.51	0.46
25:BA:650:C:H2'	25:BA:651:G:O5'	2.16	0.46
25:BA:885:C:H2'	25:BA:890:A:N6	2.27	0.46
25:BA:887:A:H5'	25:BA:888:C:OP1	2.15	0.46
25:BA:1069:A:H5''	25:BA:1070:A:OP1	2.16	0.46
25:BA:1101:U:O2'	25:BA:1102:C:H5'	2.15	0.46
25:BA:1473:G:O2'	25:BA:1474:C:H5'	2.15	0.46
25:BA:1754:C:OP1	39:BR:96:ARG:NH1	2.48	0.46
25:BA:2156:G:H5''	25:BA:2157:G:P	2.56	0.46
25:BA:2301:C:H3'	25:BA:2301:C:C6	2.51	0.46
25:BA:2666:C:H42	31:BH:109:PHE:HA	1.81	0.46
26:BB:70:C:N3	26:BB:71:C:C5	2.83	0.46
27:BD:33:LEU:HD13	27:BD:34:VAL:N	2.31	0.46
28:BE:49:LEU:HD12	28:BE:49:LEU:HA	1.82	0.46
30:BG:131:TYR:HE2	30:BG:133:LEU:HD13	1.81	0.46
37:B0:56:LYS:NZ	37:B0:90:ARG:O	2.47	0.46
37:B0:97:VAL:HG22	37:B0:114:VAL:HG22	1.98	0.46
38:BQ:67:ARG:CB	38:BQ:67:ARG:HH11	2.28	0.46
38:BQ:106:ARG:HB3	38:BQ:110:LEU:HD21	1.98	0.46
39:BR:54:ARG:HA	39:BR:59:THR:HB	1.98	0.46
39:BR:58:ASN:HD22	39:BR:58:ASN:H	1.62	0.46
40:B1:92:ARG:O	40:B1:93:LYS:C	2.54	0.46
41:B2:99:ILE:N	41:B2:99:ILE:HD13	2.30	0.46
45:BV:48:PHE:CZ	45:BV:74:VAL:HG21	2.51	0.46
51:B5:51:TYR:O	51:B5:56:LYS:HE3	2.15	0.46
1:CA:31:G:H2'	1:CA:48:C:N4	2.31	0.46

*Continued on next page...*

*Continued from previous page...*

Atom-1	Atom-2	Interatomic distance (Å)	Clash overlap (Å)
1:CA:195:A:C6	1:CA:196:A:N1	2.84	0.46
1:CA:300:A:H8	1:CA:300:A:O5'	1.99	0.46
1:CA:313:A:H2'	1:CA:314:C:C6	2.51	0.46
1:CA:511:C:C2	1:CA:512:U:C5	3.04	0.46
1:CA:938:A:C2	1:CA:1376:U:H1'	2.51	0.46
1:CA:979:C:C5	1:CA:980:C:C5	3.04	0.46
1:CA:1175:G:C2	1:CA:1176:A:C5	3.04	0.46
3:CF:196:LEU:HD23	3:CF:196:LEU:N	2.31	0.46
4:CG:172:PRO:HD2	4:CG:173:TRP:CZ3	2.51	0.46
5:CH:101:ILE:HD11	5:CH:119:LEU:CD2	2.43	0.46
6:CI:61:LEU:HB3	6:CI:63:TYR:CE2	2.50	0.46
7:CJ:78:ARG:NH1	7:CJ:80:VAL:HB	2.30	0.46
10:CM:31:GLY:O	10:CM:32:ALA:HB2	2.16	0.46
13:CP:60:VAL:HG13	13:CP:64:TRP:HE1	1.80	0.46
19:CV:43:GLU:H	19:CV:45:VAL:HG22	1.80	0.46
23:CD:13:C:C2'	23:CD:14:A:OP1	2.64	0.46
25:DA:205:G:C1'	25:DA:206:U:OP2	2.60	0.46
25:DA:633:A:O5'	25:DA:633:A:H8	1.98	0.46
25:DA:709:U:H2'	25:DA:710:G:C8	2.50	0.46
25:DA:717:G:H2'	25:DA:718:A:O4'	2.15	0.46
25:DA:912:C:N3	25:DA:913:U:C5	2.83	0.46
25:DA:953:A:OP2	36:DP:16:ARG:HD3	2.16	0.46
25:DA:1809:A:N6	25:DA:1810:A:N1	2.63	0.46
25:DA:2584:U:C5'	25:DA:2585:U:OP2	2.64	0.46
28:DE:70:ALA:C	28:DE:72:VAL:H	2.16	0.46
28:DE:91:VAL:HG23	28:DE:95:ILE:HD11	1.98	0.46
31:DH:85:LYS:HA	31:DH:85:LYS:HD2	1.73	0.46
35:DO:39:LYS:HB2	35:DO:45:LEU:HD21	1.96	0.46
38:DQ:3:ARG:HD2	38:DQ:4:LEU:H	1.81	0.46
47:DZ:67:ILE:N	47:DZ:68:PRO:HD2	2.31	0.46
47:DZ:78:LYS:O	47:DZ:78:LYS:CD	2.61	0.46
48:DW:53:LEU:O	48:DW:56:GLN:HB2	2.16	0.46
49:DX:6:VAL:HG22	49:DX:35:ARG:O	2.16	0.46
52:D6:52:VAL:HG22	52:D6:53:LYS:N	2.25	0.46
1:AA:686:U:H2'	1:AA:687:A:C8	2.51	0.46
1:AA:827:U:H5	1:AA:872:A:C6	2.33	0.46
3:AF:23:TYR:CD2	3:AF:24:ALA:N	2.84	0.46
4:AG:61:LYS:HA	4:AG:203:VAL:HG22	1.98	0.46
7:AJ:26:PHE:HE2	7:AJ:30:ILE:HD11	1.78	0.46
8:AK:109:ILE:HD11	8:AK:120:THR:CG2	2.46	0.46
9:AL:114:TYR:HD1	10:AM:60:ARG:HB2	1.80	0.46

*Continued on next page...*



*Continued from previous page...*

Atom-1	Atom-2	Interatomic distance (Å)	Clash overlap (Å)
10:AM:42:THR:HG23	10:AM:68:HIS:HA	1.98	0.46
11:AN:121:PRO:CG	11:AN:126:ARG:HG3	2.38	0.46
18:AU:29:PHE:CE1	18:AU:31:LEU:HB3	2.51	0.46
22:AB:18:G:C8	22:AB:18:G:OP2	2.69	0.46
23:AC:21:U:C3'	23:AC:22:A:H5'	2.46	0.46
23:AD:18:C:OP1	25:BA:2180:U:O3'	2.34	0.46
23:AD:69:C:H2'	23:AD:70:C:O4'	2.16	0.46
25:BA:128:C:H4'	53:B7:49:ARG:HH21	1.81	0.46
25:BA:478:A:C6	25:BA:480:A:C6	3.04	0.46
25:BA:654(H):G:H2'	25:BA:654(H):G:N3	2.31	0.46
25:BA:774:A:H2	25:BA:787:U:C2'	2.29	0.46
25:BA:806:C:OP2	35:BO:41:ARG:HD3	2.16	0.46
25:BA:911:A:H2'	36:BP:9:TYR:OH	2.15	0.46
25:BA:1069:A:H5''	25:BA:1070:A:P	2.55	0.46
25:BA:1750:G:C2	25:BA:1751:C:C6	3.04	0.46
25:BA:2134:A:N7	25:BA:2158:A:H2	2.13	0.46
25:BA:2161:C:H2'	25:BA:2162:G:H5'	1.98	0.46
25:BA:2287:A:C2	25:BA:2346:A:C2	3.04	0.46
25:BA:2481:G:C2'	25:BA:2482:G:OP2	2.64	0.46
25:BA:2592:G:C6	25:BA:2593:U:C4	3.04	0.46
25:BA:2701:C:H2'	25:BA:2702:U:OP1	2.15	0.46
25:BA:2785:C:O2'	28:BE:64:LYS:HD3	2.16	0.46
30:BG:91:ARG:HD2	30:BG:91:ARG:C	2.36	0.46
35:BO:15:ARG:NH1	35:BO:15:ARG:CB	2.75	0.46
35:BO:50:ARG:HG3	35:BO:50:ARG:NH2	2.24	0.46
35:BO:61:ARG:HG3	54:B8:27:THR:HG22	1.97	0.46
36:BP:10:ARG:H	36:BP:10:ARG:HG2	1.45	0.46
36:BP:85:LYS:HG2	36:BP:86:GLY:N	2.31	0.46
40:B1:112:ARG:NH1	40:B1:112:ARG:HG3	2.27	0.46
51:B5:40:LYS:CE	51:B5:46:CYS:HB3	2.45	0.46
1:CA:16:A:H2	1:CA:1080:A:N3	2.13	0.46
1:CA:242:C:H2'	1:CA:243:A:H5'	1.98	0.46
1:CA:577:G:H2'	1:CA:578:C:H6	1.81	0.46
1:CA:608:A:H2'	1:CA:609:A:O4'	2.16	0.46
1:CA:644:G:C2'	1:CA:645:C:H5'	2.46	0.46
1:CA:943:U:H1'	9:CL:124:GLN:HE22	1.81	0.46
1:CA:1348:U:H3	1:CA:1374:A:H2	1.64	0.46
1:CA:1468:A:H2'	1:CA:1469:G:O4'	2.16	0.46
6:CI:8:ILE:HD11	6:CI:79:LEU:HD13	1.97	0.46
8:CK:120:THR:H	8:CK:123:GLU:HG3	1.81	0.46
13:CP:3:ARG:NH1	30:DG:113:ARG:HH21	2.09	0.46

*Continued on next page...*

*Continued from previous page...*

Atom-1	Atom-2	Interatomic distance (Å)	Clash overlap (Å)
20:CW:96:GLY:O	20:CW:97:ALA:HB3	2.16	0.46
25:DA:68:G:H2'	25:DA:69:C:O4'	2.15	0.46
25:DA:362:U:H3'	25:DA:362:U:C6	2.50	0.46
25:DA:492:A:H2'	25:DA:493:G:H5'	1.97	0.46
25:DA:547:A:H2'	25:DA:548:A:C8	2.51	0.46
25:DA:922:U:H2'	25:DA:923:C:C6	2.50	0.46
25:DA:1097:U:OP2	25:DA:1097:U:H6	1.98	0.46
25:DA:1264:G:H5'	51:D5:11:THR:OG1	2.16	0.46
25:DA:1396:U:O2	25:DA:1396:U:H2'	2.14	0.46
25:DA:1434:A:N6	25:DA:1558:A:N6	2.57	0.46
25:DA:1536:A:C8	25:DA:1537:C:H1'	2.51	0.46
25:DA:2271:G:C5	25:DA:2272:U:C5	3.04	0.46
25:DA:2410:G:H2'	25:DA:2411:A:O4'	2.16	0.46
25:DA:2815:C:O2'	51:D5:43:HIS:HD2	1.99	0.46
25:DA:2876:G:O5'	39:DR:3:ARG:HA	2.16	0.46
25:DA:2896:C:H5'	25:DA:2897:U:OP2	2.16	0.46
27:DD:68:LYS:HB2	27:DD:70:TRP:CZ3	2.51	0.46
28:DE:25:VAL:O	28:DE:26:ILE:HG13	2.16	0.46
29:DF:93:LYS:HE2	29:DF:93:LYS:HB3	1.57	0.46
30:DG:6:ALA:O	30:DG:9:ARG:N	2.49	0.46
31:DH:169:VAL:HG22	31:DH:170:ARG:N	2.30	0.46
43:DT:50:LYS:O	43:DT:51:VAL:HB	2.15	0.46
54:D8:47:LYS:C	54:D8:48:PHE:CD1	2.89	0.46
1:AA:166:G:H2'	1:AA:167:G:C8	2.50	0.46
1:AA:380:G:N2	1:AA:384:G:C4	2.84	0.46
1:AA:491:G:H2'	1:AA:492:G:O4'	2.16	0.46
1:AA:578:C:H2'	1:AA:579:G:O5'	2.16	0.46
1:AA:663:A:H5''	18:AU:61:LYS:HE3	1.97	0.46
1:AA:729:A:O2'	1:AA:730:G:H5'	2.16	0.46
1:AA:864:A:C2	1:AA:917:G:N3	2.84	0.46
1:AA:1258:G:O2'	1:AA:1259:C:H5'	2.15	0.46
2:AE:80:ILE:CG2	2:AE:212:GLN:HA	2.40	0.46
23:AC:77:A:O2'	25:BA:2602:A:N7	2.46	0.46
24:A1:20:U:H2'	24:A1:21:U:C6	2.51	0.46
25:BA:442:G:O4'	29:BF:46:ARG:HD3	2.15	0.46
25:BA:481:G:H4'	25:BA:482:A:O5'	2.16	0.46
25:BA:1203:G:H5'	35:BO:3:LEU:CD1	2.46	0.46
25:BA:1701:A:C3'	25:BA:1702:G:H5'	2.46	0.46
25:BA:1845:G:O2'	25:BA:1846:G:H5'	2.15	0.46
25:BA:2283:C:C2	25:BA:2389:G:C2	3.04	0.46
25:BA:2760:C:O2'	25:BA:2761:G:H5'	2.16	0.46

*Continued on next page...*

*Continued from previous page...*

Atom-1	Atom-2	Interatomic distance (Å)	Clash overlap (Å)
25:BA:2788:C:O2'	25:BA:2809:A:N3	2.46	0.46
25:BA:2789:C:O2'	25:BA:2892:A:C2	2.68	0.46
25:BA:2881:C:C4	25:BA:2882:A:N7	2.84	0.46
26:BB:116:G:C5'	38:BQ:55:ALA:HB2	2.46	0.46
28:BE:107:THR:HG22	28:BE:107:THR:O	2.15	0.46
30:BG:93:THR:HG22	30:BG:93:THR:O	2.15	0.46
39:BR:16:ARG:HG2	39:BR:18:ASP:OD1	2.16	0.46
41:B2:5:VAL:O	41:B2:11:GLN:HA	2.15	0.46
42:BS:7:ALA:HB2	42:BS:50:VAL:HG22	1.97	0.46
52:B6:52:VAL:HG22	52:B6:53:LYS:N	2.31	0.46
1:CA:409:G:OP1	4:CG:24:GLU:HG2	2.16	0.46
1:CA:922:G:N3	1:CA:1398:A:H2	2.14	0.46
1:CA:1055:A:C8	1:CA:1206:G:C2	3.04	0.46
1:CA:1091:U:O2	1:CA:1093:A:C8	2.67	0.46
1:CA:1151:A:C6	1:CA:1152:A:C6	3.04	0.46
1:CA:1153:C:C4	1:CA:1154:G:N7	2.84	0.46
1:CA:1392:G:C2'	1:CA:1393:U:H5'	2.46	0.46
4:CG:119:GLN:O	4:CG:123:HIS:CD2	2.69	0.46
7:CJ:40:ALA:O	7:CJ:44:TYR:CD1	2.69	0.46
10:CM:56:HIS:O	10:CM:57:LYS:C	2.53	0.46
11:CN:54:ARG:HB3	11:CN:54:ARG:CZ	2.46	0.46
14:CQ:53:LEU:HA	14:CQ:54:PRO:HD3	1.84	0.46
18:CU:32:ARG:HA	18:CU:69:THR:HG21	1.98	0.46
19:CV:9:VAL:HB	19:CV:11:VAL:HG12	1.98	0.46
21:CX:9:ARG:HG3	21:CX:10:ARG:N	2.31	0.46
25:DA:154:G:H3'	25:DA:155:C:C6	2.51	0.46
25:DA:270(H):C:H2'	25:DA:270(I):G:C8	2.51	0.46
25:DA:1012:U:N3	25:DA:1143:A:C6	2.82	0.46
25:DA:1058:U:H3	25:DA:1080:A:N6	2.11	0.46
25:DA:1416:G:H1	25:DA:1582:C:H42	1.62	0.46
25:DA:1439:A:C2	25:DA:1553:A:C4	3.04	0.46
25:DA:1922:G:H2'	25:DA:1923:U:O4'	2.16	0.46
25:DA:2115:G:H2'	25:DA:2116:G:N7	2.30	0.46
25:DA:2129:C:N4	25:DA:2130:U:O4	2.49	0.46
25:DA:2261:C:C2'	25:DA:2262:U:H5'	2.46	0.46
25:DA:2411:A:H2'	25:DA:2411:A:N3	2.30	0.46
27:DD:268:ARG:HG2	27:DD:268:ARG:NH1	2.31	0.46
30:DG:45:GLU:H	30:DG:45:GLU:HG2	1.35	0.46
34:DN:22:ILE:HA	34:DN:22:ILE:HD13	1.41	0.46
38:DQ:38:GLN:HG3	38:DQ:47:THR:CG2	2.46	0.46
39:DR:136:GLN:HE21	39:DR:136:GLN:HB3	1.53	0.46

*Continued on next page...*

*Continued from previous page...*

Atom-1	Atom-2	Interatomic distance (Å)	Clash overlap (Å)
41:D2:46:VAL:HG22	41:D2:46:VAL:O	2.16	0.46
44:DU:97:ARG:HD3	44:DU:97:ARG:N	2.29	0.46
52:D6:15:GLU:OE2	52:D6:41:PRO:CB	2.63	0.46
1:AA:102:G:C5	1:AA:103:C:C5	3.04	0.45
1:AA:297:G:H4'	1:AA:557:G:H4'	1.98	0.45
1:AA:428:G:C8	1:AA:430:A:C5	3.04	0.45
1:AA:942:G:C2	1:AA:1342:C:C2	3.04	0.45
1:AA:1002:G:C2'	1:AA:1003:G:H5'	2.46	0.45
1:AA:1308:U:H5''	13:AP:98:VAL:CG2	2.46	0.45
3:AF:35:GLU:O	3:AF:39:ILE:N	2.43	0.45
3:AF:92:ALA:HB2	3:AF:99:VAL:HG22	1.97	0.45
10:AM:16:LEU:HD12	10:AM:70:ARG:HE	1.80	0.45
21:AX:2:GLY:O	21:AX:4:GLY:N	2.49	0.45
23:AC:6:G:C2'	23:AC:6:G:N3	2.78	0.45
25:BA:139:G:N2	25:BA:141:A:N1	2.63	0.45
25:BA:250:G:H2'	25:BA:251:A:C8	2.51	0.45
25:BA:547:A:C3'	25:BA:548:A:C8	2.99	0.45
25:BA:654(V):A:C2	25:BA:655:A:C2	2.99	0.45
25:BA:1022:G:H4'	25:BA:1023:U:O5'	2.16	0.45
25:BA:1829:A:H2'	25:BA:1830:C:H5'	1.99	0.45
25:BA:2224:G:H4'	25:BA:2226:C:C2	2.51	0.45
25:BA:2235:G:H2'	25:BA:2236:C:C6	2.51	0.45
31:BH:137:ASP:HB3	31:BH:140:LYS:HB3	1.98	0.45
32:BK:102:SER:HB3	32:BK:103:ARG:HE	1.81	0.45
33:BM:112:LEU:O	33:BM:116:LEU:HG	2.17	0.45
38:BQ:78:LEU:HD12	38:BQ:107:GLU:O	2.16	0.45
45:BV:5:LEU:HD22	45:BV:47:VAL:HG21	1.98	0.45
1:CA:393:A:C6	1:CA:394:G:N7	2.84	0.45
1:CA:488:C:O2'	1:CA:489:C:H5'	2.16	0.45
1:CA:600:C:O2'	1:CA:601:C:H5'	2.16	0.45
1:CA:974:A:P	14:CQ:41:ARG:HH12	2.39	0.45
1:CA:1107:C:OP1	3:CF:172:ARG:HB3	2.16	0.45
1:CA:1132:C:C2'	1:CA:1133:G:H5'	2.46	0.45
3:CF:7:PRO:O	3:CF:11:ARG:NH1	2.50	0.45
3:CF:75:VAL:O	3:CF:75:VAL:HG12	2.16	0.45
3:CF:120:VAL:HA	3:CF:123:GLN:HE21	1.81	0.45
11:CN:38:ASN:H	11:CN:38:ASN:HD22	1.63	0.45
13:CP:102:ARG:HG2	13:CP:103:THR:N	2.31	0.45
16:CS:52:ASP:OD1	16:CS:55:ARG:HG3	2.16	0.45
19:CV:31:ILE:HG23	19:CV:33:THR:HG22	1.98	0.45
23:CC:41:C:C2	23:CC:42:C:C5	3.04	0.45

*Continued on next page...*

Continued from previous page...

Atom-1	Atom-2	Interatomic distance (Å)	Clash overlap (Å)
25:DA:322:A:H3'	29:DF:169:ASN:HD21	1.78	0.45
25:DA:349:G:H2'	25:DA:350:U:O4'	2.16	0.45
25:DA:606:U:H4'	25:DA:658:C:H4'	1.97	0.45
25:DA:753:C:H2'	25:DA:754:C:C6	2.46	0.45
25:DA:1005:C:O4'	25:DA:1143:A:C2	2.68	0.45
25:DA:1292:U:H2'	25:DA:1293:C:C6	2.50	0.45
25:DA:1540:G:H2'	25:DA:1541:U:O4'	2.15	0.45
25:DA:1820:U:H4'	25:DA:1821:A:OP2	2.16	0.45
25:DA:1999:C:H5''	25:DA:2723:C:O2'	2.16	0.45
25:DA:2017:U:H5''	25:DA:2018:G:P	2.56	0.45
25:DA:2032:G:H21	28:DE:146:THR:CG2	2.20	0.45
25:DA:2168:G:C6	25:DA:2171:A:N1	2.84	0.45
25:DA:2304:G:C2'	25:DA:2305:A:O5'	2.64	0.45
25:DA:2315:G:H2'	25:DA:2316:C:C6	2.51	0.45
25:DA:2364:C:H4'	46:D3:56:ASP:OD2	2.16	0.45
26:DB:60:C:H2'	26:DB:61:G:C8	2.51	0.45
28:DE:55:ASN:C	28:DE:57:LYS:H	2.12	0.45
29:DF:18:ARG:HG2	29:DF:19:GLU:H	1.80	0.45
31:DH:102:ALA:HB1	31:DH:116:GLU:HA	1.98	0.45
36:DP:64:ILE:HD13	36:DP:64:ILE:H	1.77	0.45
36:DP:64:ILE:HG22	36:DP:65:PHE:H	1.81	0.45
39:DR:29:ARG:HH11	39:DR:29:ARG:HB3	1.80	0.45
43:DT:11:PRO:CB	43:DT:92:LEU:HD21	2.46	0.45
44:DU:50:ARG:CG	44:DU:53:PRO:HG3	2.46	0.45
45:DV:53:ILE:HG22	45:DV:71:VAL:HG13	1.97	0.45
48:DW:17:SER:HB3	48:DW:21:LEU:HG	1.98	0.45
52:D6:39:TYR:CD1	52:D6:40:CYS:N	2.84	0.45
1:AA:22:G:H4'	1:AA:885:G:C8	2.51	0.45
1:AA:90:C:C5	1:AA:91:C:H5	2.33	0.45
1:AA:660:G:C2	1:AA:746:A:C2	3.05	0.45
1:AA:687:A:C4'	1:AA:688:G:O5'	2.59	0.45
1:AA:1078:U:C5	1:AA:1079:G:C5	3.04	0.45
1:AA:1079:G:H2'	1:AA:1080:A:C8	2.52	0.45
1:AA:1118:C:P	9:AL:104:ARG:HH11	2.39	0.45
1:AA:1159:U:N3	1:AA:1182:G:N1	2.64	0.45
1:AA:1248:A:C5	1:AA:1249:C:C5	3.04	0.45
1:AA:1286:A:H2'	1:AA:1287:A:H4'	1.97	0.45
1:AA:1489:G:H2'	1:AA:1490:C:O4'	2.15	0.45
2:AE:72:GLY:HA3	2:AE:165:VAL:HG22	1.98	0.45
3:AF:138:VAL:HG12	3:AF:139:GLN:N	2.31	0.45
11:AN:41:THR:HG23	11:AN:42:TRP:N	2.31	0.45

Continued on next page...

*Continued from previous page...*

Atom-1	Atom-2	Interatomic distance (Å)	Clash overlap (Å)
16:AS:51:VAL:HG11	16:AS:74:LEU:CD2	2.45	0.45
20:AW:73:HIS:O	20:AW:76:ALA:HB3	2.16	0.45
22:AB:19:G:C4'	22:AB:20:U:OP2	2.65	0.45
23:AD:49:C:C2	23:AD:60:A:O4'	2.70	0.45
25:BA:988:A:H4'	25:BA:1155:A:N1	2.31	0.45
25:BA:1014:U:C2'	25:BA:1015:G:H5''	2.42	0.45
25:BA:1181:C:O2'	25:BA:1182:A:H5'	2.16	0.45
25:BA:1244:G:OP1	35:BO:7:ARG:HD3	2.16	0.45
25:BA:1278:A:OP1	37:B0:36:THR:CG2	2.64	0.45
25:BA:1728:G:H2'	25:BA:1731:G:O6	2.16	0.45
25:BA:2102:U:H3	25:BA:2187:G:H1	1.64	0.45
25:BA:2113:U:C5'	25:BA:2114:A:C8	2.94	0.45
25:BA:2131:G:C1'	25:BA:2158:A:H62	2.29	0.45
25:BA:2344:U:OP1	52:B6:38:LYS:HE3	2.16	0.45
25:BA:2472:G:H2'	25:BA:2475:C:H42	1.81	0.45
25:BA:2753:A:O2'	25:BA:2754:U:H5'	2.17	0.45
28:BE:167:VAL:HG22	28:BE:170:LEU:CD1	2.45	0.45
28:BE:174:ASP:OD2	28:BE:175:VAL:N	2.49	0.45
29:BF:32:LEU:HD21	29:BF:108:LYS:HB3	1.97	0.45
33:BM:30:ILE:HG23	33:BM:52:VAL:HG11	1.97	0.45
33:BM:55:VAL:HG12	33:BM:127:ASP:O	2.16	0.45
35:BO:113:LYS:HA	35:BO:129:ALA:O	2.16	0.45
35:BO:114:ILE:HG12	35:BO:130:PHE:CD1	2.52	0.45
38:BQ:25:ARG:HD2	38:BQ:88:ASP:OD2	2.16	0.45
39:BR:108:ARG:O	39:BR:111:ARG:HB2	2.16	0.45
40:B1:61:TRP:CE2	40:B1:94:ASN:HA	2.51	0.45
41:B2:64:HIS:CG	41:B2:92:THR:HG22	2.52	0.45
45:BV:14:LYS:HA	45:BV:15:PRO:HD3	1.83	0.45
50:B4:37:SER:HB3	50:B4:42:PHE:CB	2.42	0.45
52:B6:9:LEU:HD13	52:B6:9:LEU:O	2.16	0.45
53:B7:5:TRP:CD1	53:B7:7:PRO:HG3	2.50	0.45
54:B8:26:LYS:HE2	54:B8:47:LYS:HG2	1.98	0.45
1:CA:201:C:H4'	1:CA:208:U:OP1	2.14	0.45
1:CA:485:G:C2'	1:CA:486:U:OP2	2.64	0.45
1:CA:1321:C:C5	1:CA:1322:C:C5	3.04	0.45
5:CH:100:VAL:O	5:CH:100:VAL:CG1	2.65	0.45
7:CJ:115:ARG:O	7:CJ:118:VAL:HG13	2.16	0.45
11:CN:95:ILE:HG21	11:CN:108:ILE:HD13	1.97	0.45
16:CS:9:PHE:HB2	16:CS:16:HIS:O	2.17	0.45
20:CW:14:LYS:HB2	20:CW:17:ARG:NH2	2.32	0.45
23:CD:24:C:H2'	23:CD:25:U:C6	2.52	0.45

*Continued on next page...*

*Continued from previous page...*

Atom-1	Atom-2	Interatomic distance (Å)	Clash overlap (Å)
23:CD:31:G:H2'	23:CD:32:G:C8	2.50	0.45
25:DA:273(D):C:N4	25:DA:363(B):G:H1	2.09	0.45
25:DA:529:A:H8	25:DA:530:G:N1	2.13	0.45
25:DA:534:U:O2'	40:D1:49:HIS:CD2	2.69	0.45
25:DA:634:C:H2'	25:DA:635:C:H6	1.82	0.45
25:DA:708:C:H5'	25:DA:709:U:OP2	2.16	0.45
25:DA:847:U:C5	25:DA:933:A:H61	1.65	0.45
25:DA:1069:A:H4'	25:DA:1070:A:H5''	1.98	0.45
25:DA:2304:G:C2	25:DA:2313:C:N3	2.84	0.45
25:DA:2520:C:C6	25:DA:2567:G:H1'	2.51	0.45
25:DA:2657:A:C2	25:DA:2665:A:C8	3.04	0.45
25:DA:2713:A:C3'	25:DA:2714:G:C5'	2.94	0.45
25:DA:2801:A:H2'	25:DA:2802:G:O4'	2.16	0.45
27:DD:24:ILE:HD11	27:DD:91:ARG:CD	2.37	0.45
28:DE:26:ILE:HG22	28:DE:28:ALA:N	2.32	0.45
28:DE:134:ILE:HD12	28:DE:134:ILE:C	2.31	0.45
29:DF:178:PRO:HB2	29:DF:201:VAL:CG1	2.40	0.45
30:DG:102:PHE:HE2	30:DG:141:PHE:CZ	2.34	0.45
40:D1:68:ALA:O	40:D1:71:GLN:HB2	2.16	0.45
41:D2:85:LYS:CD	41:D2:86:GLY:H	2.28	0.45
1:AA:73:G:C2	1:AA:74:C:H5	2.33	0.45
1:AA:130:A:C8	17:AT:63:ARG:HD3	2.51	0.45
1:AA:195:A:C5	1:AA:196:A:C2	3.04	0.45
1:AA:689:C:C4	1:AA:690:G:C2	3.04	0.45
1:AA:725:G:O2'	1:AA:726:C:H5'	2.16	0.45
1:AA:948:C:O2'	1:AA:949:A:H5'	2.16	0.45
1:AA:1009:G:C2	1:AA:1010:G:C8	3.04	0.45
1:AA:1211:U:H1'	1:AA:1213:A:C2	2.51	0.45
1:AA:1263:C:H2'	1:AA:1264:C:C6	2.46	0.45
3:AF:70:VAL:CG1	3:AF:72:LYS:H	2.27	0.45
4:AG:138:TYR:CE2	4:AG:139:ARG:O	2.70	0.45
18:AU:53:ARG:HE	18:AU:59:SER:C	2.20	0.45
22:AB:50:A:H3'	22:AB:51:A:H5''	1.98	0.45
22:AB:60:A:N3	22:AB:60:A:H2'	2.30	0.45
25:BA:760:G:H2'	25:BA:761:A:O4'	2.17	0.45
25:BA:973:A:O4'	25:BA:1188:U:C6	2.69	0.45
25:BA:2035:G:C4'	25:BA:2036:C:OP2	2.64	0.45
25:BA:2159:G:O2'	25:BA:2160:G:H5'	2.17	0.45
25:BA:2168:G:P	25:BA:2168:G:O4'	2.74	0.45
25:BA:2259:G:C2	25:BA:2282:G:C6	3.05	0.45
25:BA:2704:C:H2'	25:BA:2705:A:C8	2.51	0.45

*Continued on next page...*

*Continued from previous page...*

Atom-1	Atom-2	Interatomic distance (Å)	Clash overlap (Å)
28:BE:33:VAL:HG23	28:BE:35:GLN:O	2.16	0.45
28:BE:169:ASN:O	28:BE:169:ASN:ND2	2.49	0.45
29:BF:7:TYR:HA	29:BF:22:ALA:H	1.81	0.45
30:BG:82:LEU:HD22	30:BG:82:LEU:C	2.37	0.45
32:BK:81:VAL:HG21	32:BK:88:ILE:HD13	1.98	0.45
32:BK:106:GLY:O	32:BK:107:VAL:CG2	2.50	0.45
37:B0:60:LEU:O	37:B0:64:ARG:HG3	2.16	0.45
44:BU:78:ALA:HB3	44:BU:81:LYS:CE	2.46	0.45
45:BV:80:ARG:H	45:BV:80:ARG:HG2	1.60	0.45
46:B3:72:ARG:HB3	46:B3:75:LEU:HB2	1.97	0.45
51:B5:16:ARG:HD2	51:B5:20:ARG:NH1	2.31	0.45
54:B8:36:LYS:CD	54:B8:40:GLU:CG	2.93	0.45
1:CA:843:U:OP1	1:CA:843:U:H6	1.98	0.45
1:CA:941:G:H2'	1:CA:942:G:O5'	2.16	0.45
1:CA:1057:G:O2'	1:CA:1058:G:H5'	2.16	0.45
1:CA:1124:G:O2'	1:CA:1125:U:OP2	2.34	0.45
1:CA:1141:C:H2'	1:CA:1142:G:H8	1.81	0.45
1:CA:1235:U:H2'	1:CA:1236:A:O4'	2.17	0.45
2:CE:28:PHE:CE2	2:CE:31:TYR:HD1	2.35	0.45
3:CF:18:TRP:HB3	3:CF:20:SER:H	1.82	0.45
4:CG:119:GLN:O	4:CG:123:HIS:HD2	1.99	0.45
9:CL:4:TYR:HA	9:CL:88:TYR:HE1	1.80	0.45
11:CN:38:ASN:HA	11:CN:39:PRO:HD3	1.86	0.45
23:CD:9:G:O6	23:CD:23:G:N7	2.50	0.45
25:DA:11:G:C2'	25:DA:12:U:H5'	2.45	0.45
25:DA:271(B):G:N7	25:DA:421:U:H2'	2.31	0.45
25:DA:330:A:O2'	25:DA:331:A:H8	1.99	0.45
25:DA:1009:A:C4'	40:D1:59:ARG:HG3	2.46	0.45
25:DA:2258:C:H4'	25:DA:2259:G:OP2	2.15	0.45
25:DA:2286:A:H5'	52:D6:28:ARG:HE	1.80	0.45
25:DA:2298:A:H61	25:DA:2318:G:H1'	1.82	0.45
25:DA:2443:C:O2'	25:DA:2444:G:H5'	2.16	0.45
25:DA:2687:U:H2'	25:DA:2688:U:O4'	2.17	0.45
25:DA:2875:C:HO2'	39:DR:3:ARG:HG3	1.81	0.45
26:DB:60:C:H2'	26:DB:61:G:H8	1.82	0.45
27:DD:244:ARG:HB2	27:DD:245:PRO:CD	2.45	0.45
27:DD:244:ARG:HB2	27:DD:245:PRO:HD2	1.98	0.45
31:DH:32:GLU:O	31:DH:33:LEU:HD23	2.17	0.45
35:DO:47:ASP:C	35:DO:49:ARG:N	2.70	0.45
35:DO:50:ARG:HB2	54:D8:59:LYS:HD3	1.98	0.45
38:DQ:83:LYS:HE3	38:DQ:83:LYS:HB3	1.74	0.45

*Continued on next page...*



*Continued from previous page...*

Atom-1	Atom-2	Interatomic distance (Å)	Clash overlap (Å)
44:DU:47:LYS:CA	44:DU:60:PHE:HB3	2.46	0.45
46:D3:82:ARG:HA	46:D3:83:PRO:HD2	1.82	0.45
48:DW:17:SER:HB2	48:DW:18:PRO:O	2.15	0.45
54:D8:30:ARG:O	54:D8:30:ARG:HG3	2.16	0.45
1:AA:165:C:O2'	1:AA:166:G:H5'	2.15	0.45
1:AA:291:C:O2	1:AA:310:G:C2	2.70	0.45
1:AA:451:A:H4'	1:AA:452:A:O4'	2.17	0.45
1:AA:723:U:O2	1:AA:723:U:C2'	2.64	0.45
1:AA:1035:A:N6	1:AA:1036:G:C8	2.84	0.45
7:AJ:78:ARG:NH2	7:AJ:156:TRP:HB3	2.30	0.45
11:AN:113:PRO:C	11:AN:114:VAL:HG12	2.37	0.45
17:AT:27:PHE:CZ	17:AT:36:ILE:HD11	2.52	0.45
25:BA:340:A:H2'	25:BA:341:G:H5'	1.97	0.45
25:BA:637:A:H4'	25:BA:638:G:O5'	2.16	0.45
25:BA:756:C:C2'	25:BA:757:U:O5'	2.63	0.45
25:BA:850:C:O2'	49:BX:46:ASN:ND2	2.49	0.45
25:BA:1385:G:O2'	25:BA:1396:U:H6	1.99	0.45
25:BA:1465:G:C4	25:BA:1466:G:C8	3.04	0.45
25:BA:1677:A:H2'	25:BA:1678:G:C8	2.50	0.45
25:BA:1794:U:H1'	25:BA:1900:A:N3	2.31	0.45
25:BA:2115:G:O6	25:BA:2118:U:OP2	2.34	0.45
25:BA:2168:G:H2'	25:BA:2169:A:OP1	2.16	0.45
29:BF:34:TRP:HB2	35:BO:6:LEU:HG	1.98	0.45
30:BG:86:MET:O	30:BG:87:PRO:C	2.54	0.45
35:BO:24:GLY:C	35:BO:26:GLY:H	2.20	0.45
38:BQ:93:LYS:CG	38:BQ:94:TYR:N	2.80	0.45
48:BW:32:LEU:HG	48:BW:53:LEU:HD13	1.96	0.45
50:B4:47:GLN:O	50:B4:48:ARG:CB	2.64	0.45
1:CA:626:U:C2	1:CA:627:G:C8	3.05	0.45
1:CA:777:A:C2	11:CN:119:CYS:HB3	2.50	0.45
1:CA:799:G:O6	1:CA:800:G:C2	2.70	0.45
1:CA:940:C:O2'	1:CA:941:G:H5'	2.17	0.45
1:CA:994:A:C2	1:CA:995:C:C5	3.04	0.45
1:CA:1072:G:H2'	1:CA:1073:U:C6	2.52	0.45
1:CA:1239:A:H4'	1:CA:1240:U:H5'	1.97	0.45
1:CA:1298:C:P	7:CJ:114:ARG:HH22	2.39	0.45
3:CF:100:ALA:O	3:CF:101:LEU:HB2	2.16	0.45
3:CF:150:LYS:CG	3:CF:169:ALA:HB2	2.40	0.45
17:CT:18:THR:OG1	17:CT:69:LYS:NZ	2.45	0.45
18:CU:21:LYS:HE2	18:CU:54:ARG:O	2.17	0.45
22:CB:21:A:C4	22:CB:22:G:H4'	2.51	0.45

*Continued on next page...*

*Continued from previous page...*

Atom-1	Atom-2	Interatomic distance (Å)	Clash overlap (Å)
22:CB:33:U:C4	22:CB:34:U:C4	3.04	0.45
25:DA:30:G:H2'	25:DA:31:C:C6	2.51	0.45
25:DA:225:A:N6	25:DA:226:G:N1	2.64	0.45
25:DA:329:G:O6	44:DU:19:LYS:CG	2.61	0.45
25:DA:654(B):C:C2	25:DA:654(T):A:C2	3.05	0.45
25:DA:1585:C:O2	25:DA:1585:C:H2'	2.15	0.45
25:DA:2695:C:H2'	25:DA:2696:U:C6	2.51	0.45
26:DB:9:G:N2	26:DB:112:G:C4	2.85	0.45
29:DF:24:LEU:HB3	29:DF:25:PRO:HD2	1.97	0.45
29:DF:57:VAL:HG13	29:DF:58:ALA:N	2.32	0.45
29:DF:177:ALA:HB1	29:DF:178:PRO:HD2	1.99	0.45
30:DG:59:GLU:CD	30:DG:153:ARG:HH21	2.19	0.45
32:DK:44:LEU:HD23	32:DK:44:LEU:HA	1.75	0.45
33:DM:127:ASP:O	33:DM:128:HIS:HB3	2.16	0.45
38:DQ:66:ALA:HA	38:DQ:69:VAL:HG12	1.98	0.45
43:DT:18:TYR:CD1	43:DT:21:PHE:CE2	3.05	0.45
44:DU:43:ASN:N	44:DU:43:ASN:ND2	2.64	0.45
44:DU:43:ASN:HD22	44:DU:43:ASN:H	1.64	0.45
48:DW:38:GLN:O	48:DW:41:ILE:HG12	2.17	0.45
53:D7:16:HIS:HB2	53:D7:44:PRO:HG2	1.98	0.45
1:AA:342:C:C2	1:AA:348:G:N2	2.84	0.45
1:AA:684:A:N6	1:AA:685:G:C6	2.85	0.45
1:AA:1211:U:C5'	1:AA:1212:U:OP1	2.64	0.45
1:AA:1288:A:O2'	1:AA:1289:A:H5'	2.15	0.45
1:AA:1299:A:H2'	1:AA:1301:U:C1'	2.47	0.45
1:AA:1333:A:C2'	1:AA:1334:G:O5'	2.64	0.45
3:AF:141:VAL:CG1	3:AF:202:ILE:HG23	2.46	0.45
5:AH:48:ALA:HB1	5:AH:49:PRO:CD	2.47	0.45
11:AN:85:ARG:HD3	11:AN:113:PRO:HD3	1.99	0.45
14:AQ:13:THR:N	14:AQ:14:PRO:CD	2.80	0.45
22:AB:1:G:N3	22:AB:1:G:H2'	2.31	0.45
23:AC:6:G:N3	23:AC:6:G:H2'	2.31	0.45
23:AC:20:G:C2	23:AC:58:A:C2	3.04	0.45
23:AD:8:U:OP2	23:AD:13:C:H5	1.99	0.45
25:BA:288:C:H2'	25:BA:289:A:H8	1.81	0.45
25:BA:320:A:H2'	29:BF:136:THR:CG2	2.46	0.45
25:BA:338:G:N2	25:BA:339:U:H1'	2.32	0.45
25:BA:613:U:H5'	25:BA:616:A:N6	2.31	0.45
25:BA:627:A:N1	25:BA:636:G:O2'	2.48	0.45
25:BA:848:G:H2'	25:BA:849:A:C8	2.51	0.45
25:BA:1063:G:C2	25:BA:1064:C:C2	3.04	0.45

*Continued on next page...*

*Continued from previous page...*

Atom-1	Atom-2	Interatomic distance (Å)	Clash overlap (Å)
25:BA:1332:G:N2	25:BA:1609:A:C2'	2.80	0.45
25:BA:1336:A:H2'	25:BA:1337:G:H8	1.81	0.45
25:BA:1536:A:H2'	25:BA:1537:C:OP1	2.17	0.45
25:BA:1885:A:H2'	25:BA:1886:C:O4'	2.17	0.45
25:BA:2169:A:OP1	25:BA:2169:A:N3	2.49	0.45
25:BA:2183:C:H2'	25:BA:2184:G:O4'	2.17	0.45
25:BA:2544:G:H8	25:BA:2544:G:O5'	1.99	0.45
25:BA:2615:U:H2'	25:BA:2616:C:C6	2.51	0.45
25:BA:2660:A:C2	25:BA:2661:G:H1'	2.52	0.45
26:BB:13:A:O2'	26:BB:14:U:H3'	2.16	0.45
26:BB:80:U:H2'	26:BB:81:G:H21	1.81	0.45
26:BB:116:G:H2'	26:BB:117:G:O4'	2.16	0.45
28:BE:49:LEU:HB3	28:BE:50:GLY:H	1.47	0.45
29:BF:129:PHE:HA	29:BF:142:TRP:NE1	2.31	0.45
32:BK:21:VAL:HG21	32:BK:25:TYR:HD1	1.82	0.45
32:BK:101:LEU:HD23	32:BK:107:VAL:HB	1.98	0.45
32:BK:112:LYS:HE2	32:BK:112:LYS:HB3	1.85	0.45
45:BV:68:PRO:HB2	45:BV:91:LEU:HD23	1.98	0.45
47:BZ:78:LYS:O	47:BZ:80:LEU:HD13	2.16	0.45
49:BX:21:ALA:O	49:BX:24:LYS:HB3	2.17	0.45
52:B6:15:GLU:OE2	52:B6:44:ARG:CZ	2.64	0.45
54:B8:26:LYS:CB	54:B8:44:LYS:HG3	2.44	0.45
54:B8:29:LYS:HB2	54:B8:44:LYS:HG2	1.98	0.45
1:CA:131:C:H2'	1:CA:132:C:C6	2.52	0.45
1:CA:333:G:H4'	20:CW:16:HIS:CE1	2.51	0.45
1:CA:719:C:O2'	18:CU:49:LYS:HB3	2.15	0.45
1:CA:987:G:N2	1:CA:1219:U:N3	2.65	0.45
1:CA:1028(B):C:H3'	1:CA:1029:G:C5'	2.47	0.45
1:CA:1105:A:C2	1:CA:1106:G:C5	3.05	0.45
1:CA:1270:C:H2'	1:CA:1271:G:H8	1.81	0.45
1:CA:1323:G:H4'	1:CA:1362(A):C:C2	2.52	0.45
2:CE:5:ILE:O	2:CE:5:ILE:CG2	2.64	0.45
2:CE:7:VAL:HG13	2:CE:8:LYS:HG3	1.99	0.45
5:CH:50:GLU:HA	5:CH:50:GLU:OE2	2.15	0.45
9:CL:27:THR:HG23	9:CL:31:GLN:O	2.16	0.45
9:CL:79:LEU:CD1	9:CL:83:ARG:HD2	2.44	0.45
13:CP:117:VAL:HG12	13:CP:117:VAL:O	2.17	0.45
19:CV:74:PHE:N	19:CV:74:PHE:HD2	2.15	0.45
22:CB:26:C:N4	22:CB:27:G:C2	2.85	0.45
22:CB:30:A:C6	22:CB:31:C:N3	2.85	0.45
23:CC:17:C:OP1	23:CC:62:C:H5'	2.16	0.45

*Continued on next page...*

*Continued from previous page...*

Atom-1	Atom-2	Interatomic distance (Å)	Clash overlap (Å)
23:CD:20:G:H1'	23:CD:58:A:N1	2.31	0.45
23:CD:62:C:C5	23:CD:63:C:N4	2.85	0.45
25:DA:269:U:C5	25:DA:270(Z):U:C5	3.04	0.45
25:DA:414:C:O2'	25:DA:415:A:H5'	2.16	0.45
25:DA:547:A:C5	25:DA:548:A:C6	3.04	0.45
25:DA:654(J):A:N3	25:DA:654(J):A:H2'	2.31	0.45
25:DA:660:G:H5'	29:DF:99:TYR:CE2	2.51	0.45
25:DA:856:C:C2'	25:DA:857:C:O5'	2.65	0.45
25:DA:882:G:H2'	25:DA:883:G:O4'	2.17	0.45
25:DA:1214:A:H8	25:DA:1214:A:O5'	1.99	0.45
25:DA:1542:G:O6	25:DA:1543:A:N6	2.49	0.45
25:DA:1705:G:C2'	25:DA:1706:U:H5'	2.47	0.45
25:DA:2168:G:N2	25:DA:2170:A:O5'	2.48	0.45
25:DA:2188:C:H2'	25:DA:2189:U:O4'	2.17	0.45
25:DA:2320:A:H1'	25:DA:2321:G:C6	2.51	0.45
25:DA:2749:A:H5'	31:DH:62:LYS:O	2.16	0.45
25:DA:2777:G:OP2	25:DA:2781:A:O2'	2.28	0.45
25:DA:2838:G:C6	25:DA:2839:G:C5	3.05	0.45
27:DD:14:ARG:HD3	27:DD:15:PHE:CZ	2.52	0.45
31:DH:102:ALA:HB2	31:DH:117:PRO:HD3	1.97	0.45
32:DK:7:GLU:O	32:DK:9:LEU:HD23	2.16	0.45
33:DM:94:HIS:O	33:DM:97:ARG:HB2	2.16	0.45
35:DO:124:LYS:HE3	35:DO:145:PRO:HD3	1.97	0.45
36:DP:3:MET:H	36:DP:70:PRO:HG2	1.81	0.45
36:DP:31:ASP:N	36:DP:107:ALA:HB2	2.30	0.45
38:DQ:59:LYS:HD2	38:DQ:60:GLY:H	1.82	0.45
42:DS:76:VAL:HG22	42:DS:76:VAL:O	2.17	0.45
51:D5:6:VAL:CG1	51:D5:7:PRO:N	2.75	0.45
1:AA:90:C:N4	1:AA:91:C:H41	2.14	0.45
1:AA:173:U:C6	1:AA:197:A:C2	3.05	0.45
1:AA:268:C:C4	1:AA:269:C:C5	3.05	0.45
1:AA:464:G:H21	1:AA:468:A:H62	1.65	0.45
1:AA:621:A:O2'	1:AA:622:A:H5'	2.16	0.45
1:AA:814:A:C8	1:AA:816:A:C8	3.05	0.45
1:AA:857:C:C5	1:AA:858:G:N7	2.84	0.45
1:AA:1083:U:C5	1:AA:1084:G:C6	3.04	0.45
4:AG:176:LEU:HD12	4:AG:182:LYS:O	2.16	0.45
5:AH:31:LEU:HD23	5:AH:31:LEU:HA	1.82	0.45
15:AR:29:VAL:HB	15:AR:81:LEU:HD21	1.98	0.45
20:AW:16:HIS:O	20:AW:19:SER:HB2	2.17	0.45
20:AW:87:LYS:HD2	20:AW:87:LYS:HA	1.73	0.45

*Continued on next page...*

*Continued from previous page...*

Atom-1	Atom-2	Interatomic distance (Å)	Clash overlap (Å)
22:AB:15:A:N1	22:AB:70:G:C5	2.85	0.45
22:AB:27:G:H3'	22:AB:28:C:C6	2.51	0.45
25:BA:28:A:C5	25:BA:29:U:C5	3.04	0.45
25:BA:77:C:OP1	48:BW:59:ARG:HD3	2.17	0.45
25:BA:483:A:O4'	44:BU:47:LYS:HB3	2.17	0.45
25:BA:712:G:H2'	25:BA:713:G:O5'	2.16	0.45
25:BA:835:A:C2'	25:BA:836:G:O5'	2.65	0.45
25:BA:989:G:N7	49:BX:13:ILE:HD12	2.31	0.45
25:BA:1545:A:C6	25:BA:1545(A):A:C2	3.05	0.45
25:BA:1705:G:C2'	25:BA:1706:U:H5'	2.46	0.45
25:BA:1975:G:C2	25:BA:1976:U:C2	3.05	0.45
25:BA:2259:G:C2	25:BA:2282:G:N1	2.85	0.45
25:BA:2395:C:H2'	25:BA:2396:G:O4'	2.17	0.45
25:BA:2468:G:H5''	36:BP:120:ILE:HD12	1.98	0.45
25:BA:2667:C:H2'	25:BA:2668:G:O4'	2.15	0.45
26:BB:45:A:O4'	30:BG:95:ARG:NH1	2.50	0.45
27:BD:35:LYS:HE2	27:BD:65:ILE:HG22	1.99	0.45
31:BH:137:ASP:O	31:BH:138:LYS:HB3	2.16	0.45
32:BK:112:LYS:H	32:BK:112:LYS:HG2	1.57	0.45
34:BN:7:TYR:OH	34:BN:44:LYS:HG3	2.17	0.45
37:B0:18:LEU:HD23	37:B0:18:LEU:HA	1.74	0.45
37:B0:41:ALA:HB1	37:B0:114:VAL:CG2	2.47	0.45
41:B2:9:GLY:O	41:B2:10:LYS:HG3	2.17	0.45
41:B2:76:LYS:HG3	41:B2:81:TYR:HD1	1.81	0.45
45:BV:61:LEU:HD21	45:BV:67:LEU:HD12	1.99	0.45
46:B3:36:ILE:HD13	46:B3:39:ARG:HG2	1.98	0.45
1:CA:45:U:H2'	1:CA:46:G:H8	1.80	0.45
1:CA:146:G:N2	1:CA:177:C:C2	2.85	0.45
1:CA:171:A:C6	1:CA:172:A:C6	3.05	0.45
1:CA:498:A:C4'	1:CA:500:G:OP1	2.63	0.45
1:CA:619:U:C2	4:CG:135:LEU:HD22	2.51	0.45
1:CA:671:G:C5	1:CA:672:U:C5	3.05	0.45
1:CA:677:U:H1'	11:CN:119:CYS:SG	2.57	0.45
1:CA:691:G:H1'	1:CA:696:A:N6	2.31	0.45
1:CA:1047:G:H5''	14:CQ:4:LYS:HE3	1.98	0.45
1:CA:1100:C:HO2'	1:CA:1102:A:P	2.40	0.45
1:CA:1170:A:H2'	1:CA:1171:G:O4'	2.17	0.45
1:CA:1187:G:H2'	1:CA:1187:G:N3	2.32	0.45
1:CA:1320:C:C2	1:CA:1321:C:C5	3.04	0.45
1:CA:1361:G:C2'	1:CA:1362:C:H5'	2.47	0.45
1:CA:1372:U:H2'	1:CA:1373:G:O4'	2.16	0.45

*Continued on next page...*

*Continued from previous page...*

Atom-1	Atom-2	Interatomic distance (Å)	Clash overlap (Å)
2:CE:28:PHE:CE2	2:CE:189:ASP:O	2.70	0.45
2:CE:36:ARG:HB3	2:CE:41:ILE:HD11	1.97	0.45
2:CE:112:VAL:O	2:CE:115:LEU:HB3	2.15	0.45
3:CF:29:TYR:CD1	14:CQ:36:PHE:CE1	3.05	0.45
10:CM:81:THR:C	10:CM:83:GLU:N	2.69	0.45
15:CR:48:LYS:HD3	15:CR:48:LYS:HA	1.50	0.45
16:CS:70:ALA:O	16:CS:74:LEU:HB2	2.16	0.45
18:CU:87:ARG:O	18:CU:88:LYS:HG3	2.16	0.45
25:DA:259:G:N2	25:DA:621:A:C8	2.73	0.45
25:DA:333:G:H5'	25:DA:334:C:OP2	2.17	0.45
25:DA:999:U:C5	25:DA:1154:G:C5	3.05	0.45
25:DA:1467:C:C5	25:DA:1546:C:H2'	2.52	0.45
25:DA:1784:A:H4'	25:DA:1785:A:O5'	2.16	0.45
25:DA:2564:A:C2	25:DA:2647:U:H4'	2.52	0.45
25:DA:2849:U:OP2	39:DR:95:ARG:NH1	2.47	0.45
28:DE:27:LEU:CD2	39:DR:1:MET:HE2	2.46	0.45
30:DG:31:VAL:HA	30:DG:32:PRO:HD3	1.83	0.45
30:DG:181:ARG:O	30:DG:182:LYS:HB2	2.16	0.45
31:DH:154:PRO:O	31:DH:155:SER:CB	2.61	0.45
36:DP:27:VAL:HG11	36:DP:134:ARG:HB2	1.99	0.45
40:D1:50:ARG:CB	40:D1:50:ARG:HH21	2.30	0.45
40:D1:76:TYR:CZ	40:D1:80:ILE:HG13	2.52	0.45
45:DV:120:ILE:HG21	45:DV:170:THR:HG23	1.98	0.45
54:D8:22:VAL:HB	54:D8:50:LEU:HD13	1.97	0.45
54:D8:39:LYS:C	54:D8:41:ILE:H	2.19	0.45
1:AA:370:C:H2'	1:AA:371:G:O4'	2.16	0.45
1:AA:373:A:H2'	1:AA:374:A:O4'	2.17	0.45
1:AA:601:C:H2'	1:AA:602:A:H8	1.82	0.45
1:AA:621:A:C2'	1:AA:622:A:H5'	2.47	0.45
1:AA:975:A:C5'	1:AA:976:G:H5''	2.47	0.45
1:AA:1076:C:C2	1:AA:1082:G:C2	3.04	0.45
1:AA:1091:U:O2	1:AA:1093:A:H8	2.00	0.45
1:AA:1102:A:C2'	1:AA:1103:C:H5'	2.47	0.45
1:AA:1128:C:H5'	9:AL:16:ARG:HH12	1.80	0.45
1:AA:1171:G:C2'	1:AA:1172:C:H5'	2.47	0.45
1:AA:1288:A:H1'	1:AA:1352:C:O2'	2.16	0.45
1:AA:1393:U:O4'	1:AA:1502:A:H5'	2.17	0.45
2:AE:87:ARG:NH2	2:AE:233:SER:OG	2.45	0.45
9:AL:47:LEU:O	9:AL:50:LEU:HB2	2.16	0.45
20:AW:10:LEU:HD22	20:AW:12:ALA:HB3	1.78	0.45
25:BA:571:A:C8	25:BA:2030:A:N6	2.85	0.45

*Continued on next page...*

*Continued from previous page...*

Atom-1	Atom-2	Interatomic distance (Å)	Clash overlap (Å)
25:BA:654(B):C:C2	25:BA:654(T):A:C2	3.04	0.45
25:BA:856:C:C6	25:BA:856:C:C3'	3.00	0.45
25:BA:960:A:C8	25:BA:962:G:C8	3.04	0.45
25:BA:1385:G:H1'	25:BA:1386:C:C6	2.52	0.45
25:BA:1794:U:O2'	25:BA:1795:C:H5'	2.17	0.45
25:BA:1796:U:H2'	25:BA:1797:C:H6	1.77	0.45
25:BA:1903:G:P	27:BD:241:PRO:HB2	2.57	0.45
25:BA:1998:G:O2'	25:BA:1999:C:H5'	2.17	0.45
25:BA:2109:U:O2	25:BA:2181:G:C2	2.70	0.45
25:BA:2285:C:P	52:B6:28:ARG:HD3	2.56	0.45
37:B0:2:ARG:CG	37:B0:5:LYS:HZ3	2.29	0.45
37:B0:9:LYS:H	37:B0:9:LYS:HG2	1.61	0.45
40:B1:92:ARG:NH2	41:B2:11:GLN:H	2.13	0.45
42:BS:84:ARG:HB2	42:BS:96:ILE:HD13	1.99	0.45
45:BV:142:SER:H	45:BV:143:GLY:HA2	1.80	0.45
45:BV:155:LEU:HD23	45:BV:155:LEU:HA	1.75	0.45
1:CA:393:A:C2	1:CA:394:G:C8	3.05	0.45
1:CA:922:G:C6	1:CA:923:A:C6	3.05	0.45
1:CA:1231:G:C2'	1:CA:1232:U:H5'	2.47	0.45
4:CG:11:LEU:C	4:CG:13:ARG:N	2.67	0.45
4:CG:60:GLU:HG2	4:CG:202:LEU:HB2	1.99	0.45
10:CM:24:VAL:HG21	10:CM:37:PRO:HG3	1.98	0.45
22:CB:55:G:C6	22:CB:56:G:C6	3.05	0.45
23:CD:63:C:H6	23:CD:63:C:H3'	1.82	0.45
25:DA:858:U:O2	25:DA:2268:A:N3	2.50	0.45
25:DA:951:C:C2'	25:DA:952:G:H5'	2.47	0.45
25:DA:1043:C:H2'	25:DA:1044:G:H5'	1.99	0.45
25:DA:2336:A:H61	46:D3:43:THR:HB	1.82	0.45
25:DA:2378:A:H5''	38:DQ:23:ARG:NH1	2.31	0.45
25:DA:2593:U:H2'	25:DA:2594:C:H6	1.81	0.45
25:DA:2607:G:H2'	25:DA:2608:G:O4'	2.17	0.45
25:DA:2861:G:C2'	25:DA:2862:G:H5'	2.46	0.45
27:DD:28:GLU:O	27:DD:29:PRO:C	2.55	0.45
27:DD:33:LEU:CD2	27:DD:34:VAL:H	2.30	0.45
27:DD:141:VAL:HG23	27:DD:162:SER:HB2	1.99	0.45
27:DD:186:HIS:HD2	27:DD:187:GLY:N	2.13	0.45
28:DE:5:LEU:N	28:DE:5:LEU:HD23	2.31	0.45
30:DG:99:MET:HG3	30:DG:100:TRP:N	2.31	0.45
34:DN:2:ILE:HD12	34:DN:6:THR:HG21	1.99	0.45
36:DP:38:GLU:HB2	36:DP:127:ILE:CG2	2.46	0.45
40:D1:50:ARG:HH12	41:D2:72:VAL:HG22	1.81	0.45

*Continued on next page...*

*Continued from previous page...*

Atom-1	Atom-2	Interatomic distance (Å)	Clash overlap (Å)
41:D2:75:PHE:CE2	41:D2:81:TYR:CE1	3.04	0.45
42:DS:59:VAL:O	42:DS:63:ASP:HA	2.16	0.45
44:DU:17:SER:HB3	44:DU:71:LYS:HB3	1.97	0.45
45:DV:30:ASN:HA	45:DV:89:PHE:HE2	1.82	0.45
50:D4:25:TYR:O	50:D4:26:SER:OG	2.31	0.45
1:AA:139:G:N2	1:AA:225:C:C2	2.85	0.45
1:AA:149:A:C2	1:AA:150:C:C4	3.05	0.45
1:AA:181:G:N2	1:AA:195:A:C4	2.85	0.45
1:AA:775:G:O2'	1:AA:776:G:H5'	2.17	0.45
1:AA:1065:U:C2'	1:AA:1066:C:OP2	2.64	0.45
1:AA:1090:U:O2'	1:AA:1091:U:H5'	2.16	0.45
1:AA:1305:G:N2	1:AA:1331:G:C2'	2.73	0.45
1:AA:1358:U:H2'	1:AA:1359:C:O4'	2.17	0.45
1:AA:1414:U:H2'	1:AA:1415:G:H8	1.82	0.45
2:AE:58:ILE:HD11	2:AE:185:ILE:CD1	2.46	0.45
7:AJ:27:ILE:HD12	7:AJ:40:ALA:HB2	1.99	0.45
9:AL:114:TYR:HD1	10:AM:60:ARG:CB	2.29	0.45
11:AN:124:LYS:HD2	11:AN:125:PHE:CZ	2.52	0.45
12:AO:75:HIS:HD2	12:AO:77:LEU:N	2.14	0.45
17:AT:68:ARG:H	17:AT:70:ARG:NH1	2.14	0.45
20:AW:82:SER:O	20:AW:86:ARG:HB2	2.17	0.45
23:AC:19:G:N3	23:AC:59:A:C2	2.85	0.45
23:AC:59:A:C8	23:AC:62:C:N4	2.85	0.45
23:AC:73:A:C6	23:AC:74:A:C6	3.05	0.45
25:BA:250:G:C6	25:BA:251:A:C6	3.05	0.45
25:BA:1006:C:C2	25:BA:1138:G:N2	2.85	0.45
25:BA:1026:U:C1'	25:BA:1027:A:P	3.05	0.45
25:BA:1478:G:N2	25:BA:1516:U:C2	2.84	0.45
25:BA:1568:G:H5''	27:BD:61:LEU:CD2	2.46	0.45
25:BA:1885:A:H5'	25:BA:1885:A:C8	2.42	0.45
25:BA:2415:G:C3'	35:BO:66:GLY:HA3	2.47	0.45
25:BA:2619:C:H4'	28:BE:151:TYR:O	2.17	0.45
26:BB:89:G:C6	26:BB:89(A):A:C6	3.04	0.45
27:BD:108:PRO:HG3	27:BD:143:HIS:CE1	2.51	0.45
27:BD:270:ILE:CG2	27:BD:271:ILE:H	2.30	0.45
28:BE:2:LYS:HB3	28:BE:95:ILE:HG21	1.99	0.45
28:BE:61:ARG:N	28:BE:62:PRO:HD2	2.30	0.45
28:BE:81:ILE:O	28:BE:82:ARG:O	2.35	0.45
32:BK:77:LEU:HD23	32:BK:101:LEU:HA	1.99	0.45
33:BM:22:THR:CG2	33:BM:23:LEU:N	2.69	0.45
33:BM:59:LYS:NZ	33:BM:61:ARG:HH22	2.15	0.45

*Continued on next page...*



*Continued from previous page...*

Atom-1	Atom-2	Interatomic distance (Å)	Clash overlap (Å)
33:BM:115:ARG:N	33:BM:118:LYS:HE3	2.31	0.45
35:BO:82:GLY:HA2	35:BO:113:LYS:O	2.16	0.45
37:B0:10:LEU:O	37:B0:11:ASN:C	2.55	0.45
38:BQ:34:HIS:CB	38:BQ:36:TYR:CE1	2.96	0.45
40:B1:5:LYS:H	40:B1:5:LYS:HG3	1.55	0.45
40:B1:60:LEU:HD21	40:B1:64:ARG:NH2	2.32	0.45
45:BV:7:ALA:O	45:BV:8:TYR:CG	2.70	0.45
1:CA:273:A:H1'	17:CT:16:GLN:OE1	2.17	0.45
1:CA:439:A:C2'	1:CA:440:A:O5'	2.65	0.45
1:CA:561:U:O2'	1:CA:562:C:P	2.75	0.45
1:CA:963:G:N2	10:CM:55:LYS:HG2	2.32	0.45
1:CA:1156:G:H5''	1:CA:1157:A:OP2	2.17	0.45
1:CA:1200:C:H5'	1:CA:1201:A:H5'	1.99	0.45
1:CA:1314:C:H2'	1:CA:1315:U:C6	2.52	0.45
2:CE:42:ILE:HD13	2:CE:203:GLY:N	2.32	0.45
3:CF:66:VAL:O	3:CF:66:VAL:HG12	2.17	0.45
5:CH:10:MET:HA	5:CH:32:VAL:HG22	1.98	0.45
13:CP:108:ARG:HG3	13:CP:108:ARG:NH1	2.31	0.45
14:CQ:40:CYS:SG	14:CQ:43:CYS:HB2	2.57	0.45
19:CV:68:GLY:HA3	50:D4:59:PHE:CE1	2.49	0.45
23:CC:43:G:O2'	23:CC:44:A:H5'	2.17	0.45
23:CD:54:G:H2'	23:CD:55:U:C5	2.51	0.45
25:DA:137(A):G:H2'	25:DA:139:G:N7	2.31	0.45
25:DA:259:G:C2'	25:DA:621:A:O2'	2.64	0.45
25:DA:315:G:H2'	25:DA:316:C:C6	2.52	0.45
25:DA:998:C:H2'	25:DA:999:U:O5'	2.17	0.45
25:DA:1666:G:H2'	25:DA:1667:G:H5'	1.98	0.45
25:DA:2494:G:C4	25:DA:2495:G:C8	3.05	0.45
29:DF:102:PRO:HB2	29:DF:105:VAL:HG23	1.98	0.45
29:DF:134:GLY:CA	29:DF:166:ALA:HB2	2.38	0.45
31:DH:41:MET:HE2	31:DH:64:LEU:HB2	1.99	0.45
33:DM:30:ILE:HG21	33:DM:120:LEU:HD12	1.99	0.45
33:DM:99:LEU:HD22	33:DM:99:LEU:O	2.17	0.45
35:DO:19:VAL:HG21	35:DO:32:THR:HG23	1.99	0.45
41:D2:21:ARG:HG3	41:D2:21:ARG:NH1	2.32	0.45
44:DU:75:ILE:HA	44:DU:80:GLY:HA2	1.98	0.45
50:D4:11:PRO:HA	50:D4:25:TYR:N	2.30	0.45
50:D4:16:CYS:HB3	50:D4:20:ASN:N	2.31	0.45
51:D5:6:VAL:HG22	51:D5:7:PRO:HD2	1.98	0.45
52:D6:15:GLU:OE2	52:D6:41:PRO:HB3	2.17	0.45
1:AA:164:U:H2'	1:AA:165:C:C6	2.51	0.45

*Continued on next page...*

*Continued from previous page...*

Atom-1	Atom-2	Interatomic distance (Å)	Clash overlap (Å)
1:AA:187:C:O2	1:AA:191(A):G:C2	2.70	0.45
1:AA:281:G:H8	1:AA:281:G:OP2	2.00	0.45
1:AA:658:G:C4	1:AA:659:U:C6	3.05	0.45
1:AA:1015:A:H2'	1:AA:1016:A:C8	2.51	0.45
1:AA:1079:G:C6	1:AA:1080:A:N6	2.85	0.45
4:AG:103:ASN:OD1	4:AG:114:ARG:NH2	2.39	0.45
17:AT:48:GLU:HB2	17:AT:50:LYS:HG2	1.99	0.45
20:AW:69:GLY:O	20:AW:73:HIS:CE1	2.70	0.45
20:AW:104:LEU:HD12	20:AW:105:SER:N	2.32	0.45
25:BA:162:U:HO2'	25:BA:163:U:H5	1.65	0.45
25:BA:164:U:H5''	25:BA:165:U:O2	2.16	0.45
25:BA:997:G:C2'	25:BA:998:C:H5'	2.47	0.45
25:BA:1113:U:H2'	25:BA:1114:G:C8	2.51	0.45
25:BA:2312:U:O2'	25:BA:2313:C:H5'	2.16	0.45
25:BA:2591:C:H2'	25:BA:2592:G:C8	2.52	0.45
25:BA:2631:G:C6	25:BA:2632:A:N7	2.85	0.45
25:BA:2716:U:O2'	25:BA:2717:G:H5'	2.16	0.45
26:BB:66:A:C6	26:BB:108:C:C6	3.04	0.45
27:BD:70:TRP:CZ3	27:BD:150:LYS:HA	2.52	0.45
27:BD:228:PRO:HD3	27:BD:235:GLY:CA	2.47	0.45
30:BG:112:PRO:HB3	50:B4:37:SER:H	1.80	0.45
33:BM:12:ARG:HG2	33:BM:13:TRP:N	2.31	0.45
38:BQ:58:LEU:HD23	38:BQ:58:LEU:N	2.31	0.45
38:BQ:86:ALA:O	38:BQ:87:PHE:CB	2.64	0.45
40:B1:89:GLU:O	40:B1:89:GLU:HG3	2.15	0.45
45:BV:169:GLU:CD	45:BV:170:THR:H	2.19	0.45
48:BW:24:LEU:HD22	48:BW:24:LEU:O	2.17	0.45
1:CA:411:A:H62	1:CA:413:G:N2	2.13	0.45
1:CA:433:C:O2'	1:CA:434:U:H5'	2.17	0.45
1:CA:485:G:O2'	1:CA:486:U:O5'	2.34	0.45
1:CA:502:G:H2'	1:CA:503:C:O4'	2.17	0.45
1:CA:536:C:O2	1:CA:536:C:H2'	2.16	0.45
1:CA:791:G:C5	1:CA:792:A:N7	2.84	0.45
1:CA:803:G:C6	1:CA:804:U:N3	2.85	0.45
1:CA:957:U:H2'	1:CA:959:A:OP2	2.16	0.45
1:CA:1055:A:C8	1:CA:1206:G:N2	2.85	0.45
1:CA:1058:G:H2'	1:CA:1059:C:O4'	2.17	0.45
1:CA:1321:C:H4'	13:CP:87:TYR:CZ	2.52	0.45
1:CA:1321:C:C3'	1:CA:1322:C:H5''	2.46	0.45
2:CE:102:LEU:HD12	2:CE:102:LEU:N	2.31	0.45
3:CF:64:VAL:HG22	3:CF:66:VAL:HG23	1.99	0.45

*Continued on next page...*

*Continued from previous page...*

Atom-1	Atom-2	Interatomic distance (Å)	Clash overlap (Å)
4:CG:23:GLY:O	4:CG:27:TYR:CD1	2.70	0.45
6:CI:11:ASN:OD1	6:CI:12:PRO:HD2	2.17	0.45
8:CK:38:ILE:HD12	8:CK:118:VAL:HG12	1.98	0.45
9:CL:48:GLU:HB3	9:CL:101:PHE:HE2	1.81	0.45
9:CL:95:LYS:HE2	9:CL:95:LYS:HB2	1.56	0.45
16:CS:15:PRO:O	16:CS:16:HIS:ND1	2.50	0.45
19:CV:80:TYR:C	19:CV:82:GLY:H	2.20	0.45
20:CW:11:SER:HA	20:CW:13:LEU:H	1.82	0.45
23:CC:12:G:C6	23:CC:13:C:C4	3.05	0.45
25:DA:372:G:O2'	25:DA:373:U:P	2.74	0.45
25:DA:444:C:C4'	29:DF:49:ALA:HB2	2.47	0.45
25:DA:817:C:HO2'	25:DA:818:G:H5'	1.82	0.45
25:DA:848:G:C4	25:DA:933:A:C8	3.04	0.45
25:DA:987:G:O2'	25:DA:1000:A:N3	2.46	0.45
25:DA:1011:G:H1	25:DA:1150:C:N4	2.15	0.45
25:DA:1726:G:C6	25:DA:1727:U:C4	3.05	0.45
25:DA:1869:G:N2	25:DA:1872:A:C8	2.85	0.45
25:DA:2057:A:H2'	25:DA:2058:A:O4'	2.17	0.45
25:DA:2296:U:H4'	25:DA:2297:C:OP1	2.17	0.45
25:DA:2371:G:H4'	52:D6:45:LYS:CD	2.47	0.45
25:DA:2582:G:C2	25:DA:2583:G:C8	3.05	0.45
29:DF:34:TRP:CH2	35:DO:8:PRO:HB3	2.51	0.45
30:DG:73:ALA:HB2	30:DG:82:LEU:HD21	1.99	0.45
31:DH:69:ARG:NH1	31:DH:73:ALA:HB2	2.31	0.45
35:DO:15:ARG:NH1	35:DO:15:ARG:CB	2.75	0.45
35:DO:47:ASP:CG	35:DO:49:ARG:HE	2.19	0.45
35:DO:111:ARG:HG3	35:DO:128:HIS:CD2	2.51	0.45
39:DR:56:GLY:O	39:DR:57:PHE:C	2.56	0.45
40:D1:25:TRP:CD1	40:D1:26:GLY:N	2.85	0.45
41:D2:70:ILE:CB	41:D2:86:GLY:O	2.56	0.45
45:DV:158:PRO:HB2	45:DV:159:PRO:CD	2.46	0.45
50:D4:21:VAL:HG22	50:D4:22:ILE:N	2.21	0.45
1:AA:791:G:C2'	1:AA:792:A:C5'	2.92	0.45
1:AA:1164:G:H2'	1:AA:1165:C:H6	1.81	0.45
1:AA:1195:C:H5''	1:AA:1196:U:O5'	2.17	0.45
1:AA:1320:C:H42	19:AV:36:ARG:HG3	1.82	0.45
1:AA:1364:U:O5'	1:AA:1364:U:H6	2.00	0.45
1:AA:1392:G:H21	1:AA:1502:A:H8	1.65	0.45
2:AE:59:GLU:HB2	2:AE:221:LEU:HD11	1.98	0.45
2:AE:160:ASP:O	2:AE:183:PRO:HD2	2.17	0.45
7:AJ:50:ILE:HB	7:AJ:58:PRO:HG3	1.99	0.45

*Continued on next page...*

*Continued from previous page...*

Atom-1	Atom-2	Interatomic distance (Å)	Clash overlap (Å)
13:AP:90:LEU:HA	13:AP:93:ARG:HG3	1.98	0.45
25:BA:850:C:O3'	49:BX:49:LYS:HE2	2.17	0.45
25:BA:1095:A:N3	25:BA:1095:A:C2'	2.79	0.45
25:BA:1578:U:C2'	25:BA:1579:A:H5'	2.47	0.45
25:BA:1638:C:H4'	25:BA:2710:C:O2	2.17	0.45
25:BA:2125:G:H1	25:BA:2172:U:P	2.40	0.45
25:BA:2168:G:H21	25:BA:2169:A:H3'	1.82	0.45
25:BA:2266:A:H4'	25:BA:2267:A:N3	2.32	0.45
25:BA:2309:A:C3'	25:BA:2310:A:C5'	2.95	0.45
25:BA:2392:A:H8	35:BO:60:MET:HB3	1.77	0.45
25:BA:2481:G:H2'	25:BA:2482:G:OP2	2.17	0.45
28:BE:96:PHE:O	28:BE:175:VAL:HG11	2.17	0.45
30:BG:114:ILE:HG22	30:BG:115:ARG:O	2.17	0.45
32:BK:11:ASN:O	32:BK:12:LEU:HD22	2.17	0.45
38:BQ:56:LEU:HB2	38:BQ:58:LEU:HD21	1.99	0.45
42:BS:80:PRO:O	42:BS:100:THR:HB	2.17	0.45
47:BZ:11:ARG:HB2	47:BZ:12:PRO:HD2	1.99	0.45
54:B8:57:ARG:O	54:B8:61:LEU:HG	2.17	0.45
1:CA:1149:C:O2'	1:CA:1280:A:C2	2.67	0.45
2:CE:237:ALA:O	2:CE:238:LEU:HD23	2.17	0.45
4:CG:162:LEU:HD23	4:CG:162:LEU:HA	1.65	0.45
5:CH:147:ASP:HA	5:CH:150:ARG:CB	2.47	0.45
6:CI:100:ASN:HB2	18:CU:23:LYS:CD	2.47	0.45
10:CM:78:ASN:HB2	10:CM:81:THR:HG23	1.98	0.45
17:CT:9:VAL:HG21	17:CT:84:LEU:HD13	1.98	0.45
19:CV:51:VAL:HG23	19:CV:60:VAL:CG1	2.47	0.45
22:CB:47:C:C2	22:CB:56:G:N2	2.85	0.45
23:CD:49:C:H5''	23:CD:50:G:H5''	1.99	0.45
25:DA:389:G:H22	35:DO:72:PRO:HD3	1.82	0.45
25:DA:571:A:C5	25:DA:575:A:C8	3.04	0.45
25:DA:858:U:O2	25:DA:2268:A:H2'	2.17	0.45
25:DA:1080:A:H2'	25:DA:1081:U:C6	2.52	0.45
25:DA:1392:A:N6	25:DA:1393:A:H61	2.14	0.45
25:DA:1416:G:H2'	25:DA:1417:C:C6	2.52	0.45
25:DA:1925:C:O2'	25:DA:1926:U:H5'	2.17	0.45
25:DA:2211:G:H2'	25:DA:2211:G:N3	2.32	0.45
25:DA:2420:C:O5'	25:DA:2420:C:H6	2.00	0.45
27:DD:145:VAL:HG13	27:DD:191:ALA:HB2	1.99	0.45
30:DG:86:MET:O	30:DG:88:ILE:N	2.50	0.45
31:DH:9:ILE:HB	31:DH:49:VAL:HB	1.99	0.45
32:DK:31:LEU:N	32:DK:32:PRO:HD2	2.30	0.45

*Continued on next page...*

*Continued from previous page...*

Atom-1	Atom-2	Interatomic distance (Å)	Clash overlap (Å)
33:DM:15:LEU:HD13	33:DM:16:ILE:N	2.32	0.45
33:DM:35:ARG:HB2	33:DM:42:TRP:CZ3	2.52	0.45
35:DO:65:ARG:HE	54:D8:15:LYS:HB2	1.82	0.45
35:DO:110:TYR:HB3	35:DO:111:ARG:H	1.66	0.45
36:DP:35:VAL:CG2	36:DP:130:LYS:HE2	2.47	0.45
37:D0:37:THR:HB	37:D0:40:LYS:HE3	1.98	0.45
43:DT:53:LYS:NZ	43:DT:55:ASN:HD21	2.15	0.45
48:DW:28:LYS:HE3	48:DW:56:GLN:OE1	2.17	0.45
50:D4:53:GLU:OE2	50:D4:58:ARG:HB2	2.16	0.45
1:AA:386:C:C2'	1:AA:387:U:H5'	2.47	0.44
1:AA:626:U:N3	1:AA:627:G:N7	2.65	0.44
1:AA:648:A:C6	1:AA:649:G:C5	3.05	0.44
1:AA:901:A:C5	1:AA:902:G:H1'	2.52	0.44
1:AA:909:A:H2'	1:AA:910:C:O4'	2.18	0.44
1:AA:968:A:H4'	1:AA:969:A:OP2	2.17	0.44
1:AA:1280:A:C8	10:AM:41:PRO:HD3	2.51	0.44
1:AA:1371:G:C6	1:AA:1372:U:C4	3.05	0.44
3:AF:70:VAL:CG1	3:AF:71:ALA:N	2.79	0.44
16:AS:75:ARG:NH2	16:AS:80:PHE:CD2	2.85	0.44
17:AT:65:ILE:HD12	17:AT:65:ILE:H	1.82	0.44
23:AC:1:C:H6	23:AC:1:C:H3'	1.83	0.44
23:AD:53:G:N3	23:AD:64:G:N2	2.65	0.44
25:BA:558:G:P	33:BM:111:PRO:HG2	2.58	0.44
25:BA:649:G:C6	25:BA:650:C:N3	2.85	0.44
25:BA:1064:C:O2	25:BA:1075:C:C2	2.70	0.44
25:BA:1161:C:H4'	41:B2:8:GLY:HA2	1.99	0.44
25:BA:1299:G:H5''	25:BA:1300:U:P	2.57	0.44
25:BA:1489:U:HO2'	25:BA:1490:A:H8	1.65	0.44
25:BA:2355:C:H1'	46:B3:39:ARG:HH21	1.82	0.44
25:BA:2371:G:H4'	52:B6:45:LYS:HG3	1.98	0.44
26:BB:29:A:C2	26:BB:30:C:C2	3.05	0.44
28:BE:57:LYS:O	28:BE:57:LYS:HD3	2.17	0.44
33:BM:54:VAL:HB	33:BM:122:VAL:HG22	1.99	0.44
33:BM:95:PRO:O	33:BM:96:GLU:O	2.34	0.44
34:BN:35:VAL:HG11	34:BN:103:ALA:HB2	1.98	0.44
34:BN:71:ARG:HD3	34:BN:105:GLU:OE2	2.17	0.44
35:BO:50:ARG:CG	35:BO:50:ARG:NH2	2.71	0.44
37:B0:2:ARG:HG3	37:B0:5:LYS:HZ3	1.81	0.44
38:BQ:67:ARG:NH1	38:BQ:67:ARG:CB	2.79	0.44
39:BR:107:ASP:OD1	39:BR:107:ASP:N	2.51	0.44
42:BS:4:LYS:HB2	42:BS:106:ILE:HG22	1.99	0.44

*Continued on next page...*

*Continued from previous page...*

Atom-1	Atom-2	Interatomic distance (Å)	Clash overlap (Å)
44:BU:96:ILE:N	44:BU:99:CYS:O	2.50	0.44
45:BV:62:PRO:C	45:BV:64:GLY:N	2.69	0.44
48:BW:41:ILE:HD11	48:BW:44:LEU:HD12	1.99	0.44
48:BW:53:LEU:O	48:BW:57:ILE:HG13	2.18	0.44
50:B4:14:ILE:C	50:B4:15:ILE:HG12	2.38	0.44
1:CA:412:A:O2'	1:CA:413:G:OP2	2.23	0.44
1:CA:723:U:C2'	1:CA:724:G:OP1	2.64	0.44
1:CA:1158:C:C2	1:CA:1160:G:N7	2.85	0.44
1:CA:1288:A:H1'	1:CA:1352:C:O2'	2.16	0.44
2:CE:87:ARG:NH1	2:CE:220:ASP:OD1	2.40	0.44
2:CE:166:ASP:OD1	2:CE:205:ASP:OD2	2.35	0.44
2:CE:237:ALA:O	2:CE:238:LEU:CB	2.65	0.44
3:CF:60:ALA:HA	10:CM:93:GLY:HA2	2.00	0.44
5:CH:141:GLN:HE21	5:CH:141:GLN:HB2	1.66	0.44
10:CM:56:HIS:O	10:CM:58:ASP:N	2.50	0.44
18:CU:50:ILE:HG22	18:CU:51:LEU:N	2.32	0.44
25:DA:250:G:C6	25:DA:251:A:C6	3.05	0.44
25:DA:445:C:OP1	40:D1:2:PRO:HA	2.17	0.44
25:DA:660:G:H21	35:DO:12:ALA:CA	2.22	0.44
25:DA:676:A:H2	25:DA:802:A:H61	1.63	0.44
25:DA:962:G:O2'	25:DA:963:U:H5'	2.16	0.44
25:DA:1336:A:H2'	25:DA:1337:G:C8	2.53	0.44
25:DA:1483:G:C2	25:DA:1484:G:C8	3.05	0.44
25:DA:2523:G:C2'	25:DA:2524:G:H5'	2.47	0.44
26:DB:80:U:O2'	26:DB:81:G:H5''	2.18	0.44
27:DD:43:ARG:NH1	27:DD:44:ASN:HD22	2.00	0.44
28:DE:50:GLY:CA	28:DE:74:PRO:HG3	2.47	0.44
29:DF:31:HIS:NE2	29:DF:35:GLU:OE1	2.48	0.44
31:DH:12:PRO:HB3	31:DH:17:VAL:HG21	1.99	0.44
35:DO:58:THR:O	35:DO:58:THR:CG2	2.62	0.44
37:D0:78:LYS:O	37:D0:82:GLU:HB2	2.17	0.44
40:D1:17:ILE:HD12	40:D1:32:PHE:CE2	2.52	0.44
40:D1:92:ARG:NH1	41:D2:11:GLN:H	2.15	0.44
45:DV:4:ARG:HA	45:DV:58:VAL:HB	1.99	0.44
45:DV:10:ARG:NH2	45:DV:26:GLY:H	2.14	0.44
47:DZ:88:LYS:HB3	47:DZ:88:LYS:HE2	1.68	0.44
1:AA:68:G:C2	1:AA:69:G:C4	3.05	0.44
1:AA:210:U:O2'	1:AA:216:G:C8	2.64	0.44
1:AA:428:G:H4'	1:AA:429:U:O5'	2.17	0.44
1:AA:1037:C:H2'	1:AA:1038:C:C5	2.52	0.44
1:AA:1055:A:C8	1:AA:1206:G:N2	2.85	0.44

*Continued on next page...*

*Continued from previous page...*

Atom-1	Atom-2	Interatomic distance (Å)	Clash overlap (Å)
1:AA:1179:A:C6	1:AA:1180:A:C2	3.05	0.44
1:AA:1502:A:H2	1:AA:1505:G:N1	2.13	0.44
2:AE:87:ARG:HE	2:AE:233:SER:CB	2.30	0.44
2:AE:165:VAL:O	2:AE:187:LEU:O	2.35	0.44
4:AG:173:TRP:CD2	4:AG:189:PRO:HB3	2.52	0.44
5:AH:71:LEU:HD11	5:AH:114:GLY:HA3	1.98	0.44
8:AK:49:GLU:O	8:AK:51:VAL:HG13	2.17	0.44
16:AS:53:VAL:HG12	16:AS:79:VAL:HG22	1.99	0.44
23:AD:8:U:C2	23:AD:15:G:O6	2.70	0.44
25:BA:635:C:O2'	25:BA:639:U:OP1	2.30	0.44
25:BA:782:A:H5'	25:BA:783:A:C2	2.52	0.44
25:BA:890:A:H2'	25:BA:892:G:O4'	2.17	0.44
25:BA:1043:C:H2'	25:BA:1044:G:H5'	1.98	0.44
25:BA:1049:C:C2'	25:BA:1050:A:H5'	2.40	0.44
25:BA:1528:A:N1	25:BA:1543:A:C2	2.85	0.44
25:BA:1784:A:H4'	25:BA:1785:A:O5'	2.17	0.44
25:BA:2732:G:H3'	25:BA:2733:A:O4'	2.17	0.44
27:BD:10:THR:OG1	27:BD:13:ARG:HB2	2.17	0.44
27:BD:33:LEU:CD1	27:BD:34:VAL:H	2.30	0.44
27:BD:221:VAL:HG22	27:BD:226:MET:CE	2.47	0.44
28:BE:84:PHE:CZ	28:BE:86:PRO:HB3	2.52	0.44
32:BK:4:ILE:HD11	32:BK:44:LEU:HD12	1.99	0.44
33:BM:94:HIS:C	33:BM:95:PRO:O	2.52	0.44
33:BM:107:LEU:HD12	33:BM:117:PHE:HB2	1.99	0.44
35:BO:3:LEU:HD23	35:BO:3:LEU:HA	1.74	0.44
40:B1:34:LYS:HA	40:B1:34:LYS:HE3	1.99	0.44
40:B1:66:ASN:CB	40:B1:76:TYR:HB2	2.42	0.44
41:B2:22:VAL:CG1	41:B2:23:GLU:N	2.80	0.44
43:BT:84:ALA:HB1	43:BT:85:PRO:CD	2.38	0.44
45:BV:140:ASP:OD1	45:BV:156:LYS:NZ	2.50	0.44
47:BZ:7:ILE:HD12	47:BZ:62:VAL:HG11	1.98	0.44
52:B6:14:THR:HG21	52:B6:19:ARG:HH21	1.83	0.44
1:CA:134:A:H61	16:CS:25:ARG:NH1	2.15	0.44
1:CA:585:G:C6	1:CA:586:C:C4	3.06	0.44
1:CA:616:G:C2	1:CA:617:G:C8	3.04	0.44
1:CA:649:G:O2'	1:CA:650:G:H5'	2.16	0.44
1:CA:718:G:O6	18:CU:74:ARG:NH1	2.50	0.44
1:CA:793:U:C6	1:CA:1516:G:O2'	2.71	0.44
1:CA:978:A:H8	1:CA:978:A:OP1	2.00	0.44
1:CA:1204:A:P	14:CQ:3:ARG:HH12	2.40	0.44
2:CE:85:ALA:HB3	2:CE:92:TYR:CD1	2.51	0.44

*Continued on next page...*

*Continued from previous page...*

Atom-1	Atom-2	Interatomic distance (Å)	Clash overlap (Å)
3:CF:15:THR:HG21	3:CF:181:ASN:HA	1.99	0.44
3:CF:52:LEU:H	3:CF:52:LEU:HD23	1.82	0.44
3:CF:164:ARG:HG2	3:CF:165:THR:N	2.30	0.44
4:CG:162:LEU:HD22	4:CG:178:VAL:HG13	1.99	0.44
11:CN:17:GLY:O	11:CN:80:VAL:HA	2.17	0.44
13:CP:92:HIS:CE1	13:CP:98:VAL:HG21	2.52	0.44
14:CQ:43:CYS:HA	14:CQ:46:GLU:HB2	1.98	0.44
23:CD:6:G:O2'	23:CD:7:G:H5'	2.18	0.44
25:DA:566:U:H5''	35:DO:29:LYS:HE2	1.99	0.44
25:DA:637:A:H5''	35:DO:117:GLU:HG3	1.98	0.44
25:DA:1021:A:C2	25:DA:1023:U:C2	3.06	0.44
25:DA:1110:G:O2'	25:DA:1111:A:O4'	2.35	0.44
25:DA:1771:C:H1'	25:DA:1786:A:H8	1.72	0.44
25:DA:2271:G:C6	25:DA:2272:U:C4	3.05	0.44
25:DA:2505:G:O2'	25:DA:2506:U:C6	2.65	0.44
26:DB:8:U:O2'	38:DQ:40:ILE:HD13	2.18	0.44
26:DB:44:G:OP1	30:DG:98:ARG:NH2	2.42	0.44
28:DE:55:ASN:C	28:DE:57:LYS:N	2.69	0.44
29:DF:123:LEU:O	29:DF:124:LEU:C	2.56	0.44
30:DG:111:LEU:HD13	30:DG:120:LEU:HD21	1.99	0.44
31:DH:4:ILE:CG1	31:DH:6:ARG:HG2	2.45	0.44
31:DH:149:ARG:CG	31:DH:162:ILE:O	2.64	0.44
33:DM:46:VAL:O	33:DM:47:ALA:HB3	2.17	0.44
35:DO:41:ARG:N	35:DO:41:ARG:HD2	2.32	0.44
36:DP:135:ASP:OD1	36:DP:137:TYR:CD2	2.66	0.44
39:DR:90:GLN:NE2	39:DR:121:ILE:HD11	2.33	0.44
40:D1:102:GLU:O	40:D1:105:VAL:HG23	2.16	0.44
44:DU:24:VAL:HG12	44:DU:25:GLY:N	2.32	0.44
44:DU:83:THR:HG23	44:DU:94:LYS:HG2	1.99	0.44
46:D3:36:ILE:CD1	46:D3:36:ILE:H	2.30	0.44
48:DW:15:LYS:HE2	48:DW:67:LYS:CE	2.47	0.44
51:D5:4:HIS:CB	51:D5:5:PRO:HD2	2.35	0.44
1:AA:167:G:H2'	1:AA:168:G:H5'	1.99	0.44
1:AA:310:G:OP2	16:AS:27:LYS:NZ	2.42	0.44
1:AA:686:U:O2'	1:AA:687:A:C5'	2.65	0.44
1:AA:760:G:O2'	17:AT:98:LEU:HD23	2.16	0.44
1:AA:864:A:H5''	1:AA:865:A:OP2	2.17	0.44
1:AA:926:G:H5''	1:AA:927:G:O5'	2.18	0.44
1:AA:1218:C:H2'	1:AA:1219:U:C6	2.53	0.44
1:AA:1260:C:O5'	1:AA:1284:C:H4'	2.17	0.44
8:AK:15:ASN:O	8:AK:19:VAL:HG22	2.17	0.44

*Continued on next page...*



*Continued from previous page...*

Atom-1	Atom-2	Interatomic distance (Å)	Clash overlap (Å)
11:AN:99:GLN:HG2	11:AN:105:VAL:CG2	2.48	0.44
14:AQ:12:ARG:C	14:AQ:14:PRO:CD	2.86	0.44
16:AS:26:ARG:HD2	16:AS:31:LYS:O	2.17	0.44
20:AW:33:ILE:CG2	20:AW:63:ILE:HG12	2.47	0.44
20:AW:42:GLN:O	20:AW:46:GLU:HG2	2.18	0.44
25:BA:142:G:C1'	43:BT:37:THR:HG21	2.47	0.44
25:BA:445:C:C2'	25:BA:446:G:H5'	2.48	0.44
25:BA:580:C:O2'	25:BA:581:C:H5'	2.18	0.44
25:BA:639:U:C2'	25:BA:640:C:H5'	2.47	0.44
25:BA:991:C:C5	25:BA:1185:C:N4	2.85	0.44
25:BA:1264:G:H5'	51:B5:11:THR:HG23	1.96	0.44
25:BA:1299:G:H3'	25:BA:1639:U:O4	2.18	0.44
25:BA:1510:A:H2'	25:BA:1510:A:N3	2.33	0.44
25:BA:1558:A:H1'	25:BA:1559:G:OP2	2.17	0.44
25:BA:1699:G:H4'	25:BA:1700:A:OP2	2.17	0.44
25:BA:2086:U:H2'	25:BA:2087:G:C8	2.52	0.44
25:BA:2156:G:C2	25:BA:2157:G:N2	2.86	0.44
25:BA:2168:G:C2	25:BA:2170:A:OP2	2.70	0.44
25:BA:2250:G:C5	36:BP:82:ARG:CD	3.00	0.44
25:BA:2746:U:H2'	25:BA:2747:G:H5'	1.98	0.44
26:BB:43:C:P	30:BG:67:LYS:NZ	2.90	0.44
27:BD:28:GLU:O	27:BD:29:PRO:O	2.35	0.44
27:BD:85:ASP:HB2	27:BD:92:ILE:HD13	2.00	0.44
27:BD:147:LEU:HD13	27:BD:155:LEU:HD21	1.99	0.44
28:BE:26:ILE:HD11	28:BE:198:VAL:CG2	2.38	0.44
42:BS:1:MET:HG3	42:BS:64:MET:CE	2.48	0.44
45:BV:107:THR:HB	45:BV:108:PRO:CD	2.46	0.44
46:B3:11:ARG:HB2	46:B3:11:ARG:HH11	1.83	0.44
51:B5:56:LYS:HD2	51:B5:56:LYS:N	2.25	0.44
52:B6:24:GLU:HG3	52:B6:25:LYS:N	2.31	0.44
1:CA:373:A:C4	1:CA:374:A:C8	3.06	0.44
1:CA:411:A:C2	1:CA:431:A:N6	2.85	0.44
1:CA:1153:C:N3	1:CA:1154:G:C8	2.85	0.44
2:CE:167:PRO:HG2	2:CE:192:SER:OG	2.17	0.44
12:CO:53:ARG:HH12	12:CO:92:ASP:HB3	1.81	0.44
18:CU:22:VAL:CG1	18:CU:56:THR:HA	2.44	0.44
20:CW:80:ARG:O	20:CW:84:LEU:HB2	2.18	0.44
25:DA:1075:C:H2'	25:DA:1076:C:H6	1.81	0.44
25:DA:1229:G:N2	25:DA:1229(A):G:H1'	2.33	0.44
25:DA:1404:C:O2	25:DA:1404:C:C2'	2.65	0.44
25:DA:1416:G:C2'	25:DA:1417:C:C6	3.01	0.44

*Continued on next page...*

*Continued from previous page...*

Atom-1	Atom-2	Interatomic distance (Å)	Clash overlap (Å)
25:DA:1443:G:H5''	25:DA:1443:G:H8	1.81	0.44
25:DA:1652:A:H2'	25:DA:1653:G:H5'	1.98	0.44
25:DA:1797:C:H4'	27:DD:257:LEU:O	2.18	0.44
25:DA:1864:U:C3'	25:DA:1869:G:H5''	2.46	0.44
25:DA:2107:C:H42	25:DA:2182:G:H1	1.65	0.44
25:DA:2198:A:C2	32:DK:29:TYR:HB2	2.53	0.44
27:DD:27:THR:HG23	27:DD:28:GLU:N	2.32	0.44
28:DE:68:ALA:C	28:DE:70:ALA:H	2.19	0.44
32:DK:85:GLU:O	32:DK:85:GLU:HG2	2.18	0.44
36:DP:41:TRP:HZ3	36:DP:74:TYR:HE1	1.66	0.44
39:DR:51:ARG:CG	39:DR:98:LYS:HG3	2.47	0.44
41:D2:20:LEU:O	41:D2:93:GLU:HA	2.17	0.44
41:D2:72:VAL:O	41:D2:72:VAL:HG12	2.16	0.44
45:DV:150:LEU:O	45:DV:170:THR:O	2.35	0.44
48:DW:68:ARG:HH11	48:DW:68:ARG:HG3	1.83	0.44
52:D6:41:PRO:HD3	52:D6:47:THR:HG22	1.99	0.44
1:AA:218:C:O2'	1:AA:219:C:H5'	2.17	0.44
1:AA:1098:C:C2	1:AA:1099:G:C8	3.05	0.44
1:AA:1160:G:C6	1:AA:1181:G:O6	2.69	0.44
1:AA:1202:G:C2	14:AQ:42:ILE:HG21	2.52	0.44
3:AF:34:LEU:CD2	3:AF:38:ARG:HH11	2.29	0.44
6:AI:99:ALA:C	6:AI:101:ALA:H	2.21	0.44
10:AM:8:LEU:CD2	10:AM:96:ILE:HG22	2.47	0.44
10:AM:25:GLU:H	10:AM:25:GLU:HG2	1.64	0.44
16:AS:34:GLU:HG2	16:AS:35:LYS:N	2.32	0.44
19:AV:24:ALA:C	19:AV:26:GLY:H	2.21	0.44
25:BA:229:A:O2'	25:BA:230:U:P	2.75	0.44
25:BA:631:A:H2'	25:BA:632:A:O4'	2.17	0.44
25:BA:1021:A:H3'	25:BA:1021:A:C8	2.53	0.44
25:BA:1464:C:O2'	25:BA:1528:A:C8	2.66	0.44
25:BA:1564:C:O2'	25:BA:1565:C:H5'	2.17	0.44
25:BA:1844:C:H5''	27:BD:258:LYS:HG3	1.98	0.44
25:BA:2468:G:O2'	25:BA:2469:A:OP2	2.30	0.44
25:BA:2470:G:H8	25:BA:2470:G:O5'	2.00	0.44
26:BB:94:C:O2'	26:BB:95:U:H5'	2.17	0.44
28:BE:3:GLY:O	28:BE:4:ILE:HB	2.17	0.44
28:BE:59:VAL:O	28:BE:59:VAL:HG13	2.16	0.44
30:BG:45:GLU:H	30:BG:45:GLU:HG2	1.50	0.44
34:BN:106:LEU:HA	34:BN:106:LEU:HD23	1.63	0.44
42:BS:2:GLU:OE1	42:BS:72:LYS:NZ	2.49	0.44
42:BS:45:TYR:CE2	42:BS:49:LYS:HD2	2.51	0.44

*Continued on next page...*

*Continued from previous page...*

Atom-1	Atom-2	Interatomic distance (Å)	Clash overlap (Å)
44:BU:81:LYS:HG2	44:BU:97:ARG:HD3	1.99	0.44
46:B3:23:VAL:HG13	46:B3:38:VAL:CG2	2.47	0.44
1:CA:181:G:O2'	1:CA:183:G:O6	2.29	0.44
1:CA:197:A:H8	1:CA:198:G:C1'	2.30	0.44
1:CA:448:A:C4	1:CA:487:A:C2	3.05	0.44
1:CA:719:C:N4	18:CU:71:LYS:HE2	2.32	0.44
1:CA:775:G:H2'	1:CA:776:G:O4'	2.17	0.44
1:CA:812:C:HO2'	1:CA:813:U:P	2.40	0.44
1:CA:1028(B):C:N4	1:CA:1032(B):G:N1	2.65	0.44
1:CA:1129:C:N4	1:CA:1139:G:N2	2.66	0.44
1:CA:1130:A:O5'	1:CA:1131:G:OP2	2.35	0.44
2:CE:164:VAL:O	2:CE:186:ALA:HB1	2.17	0.44
3:CF:73:PRO:HA	3:CF:76:VAL:HG22	1.99	0.44
5:CH:94:ALA:HB1	5:CH:98:THR:OG1	2.17	0.44
8:CK:49:GLU:O	8:CK:51:VAL:HG13	2.18	0.44
10:CM:4:ILE:HB	10:CM:74:ILE:HG13	1.99	0.44
13:CP:81:LEU:HD22	13:CP:88:ARG:NH1	2.33	0.44
18:CU:58:LEU:HD12	18:CU:58:LEU:H	1.82	0.44
22:CB:22:G:C8	22:CB:22:G:H3'	2.53	0.44
25:DA:57:C:H2'	25:DA:58:G:O5'	2.17	0.44
25:DA:84:A:P	44:DU:8:LYS:HD3	2.58	0.44
25:DA:686:G:O6	53:D7:12:ARG:HG3	2.17	0.44
25:DA:1060:U:N3	25:DA:1088:A:C8	2.85	0.44
25:DA:1109:C:C5	25:DA:1110:G:C6	3.06	0.44
25:DA:1301:A:H2'	25:DA:1301:A:N3	2.33	0.44
25:DA:1359:A:H2'	25:DA:1360:A:H5'	2.00	0.44
25:DA:1542:G:H5''	25:DA:1543:A:O5'	2.17	0.44
25:DA:2548:G:H2'	25:DA:2549:G:O5'	2.18	0.44
25:DA:2881:C:C4	25:DA:2882:A:N7	2.86	0.44
27:DD:96:HIS:CE1	27:DD:102:LYS:HE2	2.53	0.44
29:DF:64:ILE:HD11	29:DF:83:PHE:HZ	1.82	0.44
29:DF:132:VAL:HG22	29:DF:133:ASN:N	2.24	0.44
29:DF:162:LEU:HD12	29:DF:162:LEU:N	2.33	0.44
30:DG:137:GLU:HB3	30:DG:152:LEU:HD22	1.99	0.44
32:DK:54:GLN:HE21	32:DK:54:GLN:HB2	1.52	0.44
34:DN:23:ARG:HG3	34:DN:24:VAL:N	2.32	0.44
35:DO:125:VAL:O	35:DO:125:VAL:HG22	2.17	0.44
38:DQ:19:LYS:O	38:DQ:20:ARG:HB3	2.17	0.44
40:D1:50:ARG:NH1	41:D2:72:VAL:HG22	2.32	0.44
40:D1:62:ILE:HG13	40:D1:76:TYR:CZ	2.52	0.44
44:DU:81:LYS:HD3	44:DU:97:ARG:NH2	2.31	0.44

*Continued on next page...*

*Continued from previous page...*

Atom-1	Atom-2	Interatomic distance (Å)	Clash overlap (Å)
53:D7:8:ASN:HD21	53:D7:11:LYS:H	1.51	0.44
1:AA:575:G:H4'	1:AA:576:G:OP1	2.17	0.44
1:AA:659:U:O2'	1:AA:660:G:H5'	2.17	0.44
1:AA:723:U:H5'	1:AA:724:G:OP2	2.17	0.44
1:AA:1111:A:N1	3:AF:177:THR:HG23	2.32	0.44
1:AA:1160:G:C2	1:AA:1177:G:N2	2.82	0.44
1:AA:1301:U:C3'	1:AA:1302:U:H5'	2.46	0.44
1:AA:1331:G:OP2	13:AP:23:TYR:HD2	2.01	0.44
4:AG:111:ALA:HB2	4:AG:120:LEU:CD1	2.45	0.44
7:AJ:15:ASP:OD2	7:AJ:16:LEU:N	2.51	0.44
7:AJ:17:VAL:HG12	7:AJ:18:TYR:CD1	2.52	0.44
9:AL:16:ARG:NH2	9:AL:64:THR:HG21	2.33	0.44
9:AL:17:VAL:HG11	9:AL:81:ILE:HD13	2.00	0.44
13:AP:8:GLU:OE1	13:AP:67:GLU:HG3	2.18	0.44
23:AC:17:C:C2'	23:AC:17:C:O2	2.64	0.44
25:BA:130:C:O3'	25:BA:1349:A:H1'	2.18	0.44
25:BA:529:A:H8	25:BA:530:G:O6	2.00	0.44
25:BA:643:A:H2'	25:BA:644:A:O5'	2.16	0.44
25:BA:657:U:H2'	25:BA:658:C:C6	2.52	0.44
25:BA:1047:G:H2'	25:BA:1110:G:H1	1.82	0.44
25:BA:1060:U:H3	25:BA:1088:A:H8	1.66	0.44
25:BA:1847:A:H8	25:BA:1847:A:OP1	2.00	0.44
25:BA:2108:C:H2'	25:BA:2109:U:O4'	2.18	0.44
25:BA:2194:G:H2'	25:BA:2195:C:C6	2.53	0.44
25:BA:2751:G:C6	31:BH:3:ARG:HB3	2.53	0.44
25:BA:2850:A:H5'	25:BA:2868:A:H2	1.80	0.44
27:BD:30:GLU:CG	27:BD:63:ARG:HH21	2.30	0.44
27:BD:228:PRO:HD3	27:BD:235:GLY:N	2.31	0.44
28:BE:197:ILE:HD11	28:BE:199:ARG:HE	1.83	0.44
33:BM:4:TYR:O	40:B1:64:ARG:NH1	2.51	0.44
33:BM:35:ARG:HB3	33:BM:116:LEU:CD1	2.47	0.44
39:BR:53:ARG:O	39:BR:59:THR:CB	2.66	0.44
42:BS:78:GLU:OE1	42:BS:99:ARG:HG2	2.17	0.44
43:BT:84:ALA:HB3	43:BT:87:GLN:HE22	1.80	0.44
46:B3:31:VAL:CG1	46:B3:67:VAL:HG23	2.47	0.44
47:BZ:94:LEU:HD23	47:BZ:94:LEU:HA	1.78	0.44
54:B8:36:LYS:CB	54:B8:40:GLU:CG	2.88	0.44
1:CA:408:A:C2	1:CA:409:G:C4	3.05	0.44
1:CA:505:G:C6	1:CA:535:A:C2	3.04	0.44
1:CA:526:C:OP2	12:CO:91:LYS:HE2	2.17	0.44
1:CA:584:G:OP1	17:CT:91:ARG:NH1	2.50	0.44

*Continued on next page...*

*Continued from previous page...*

Atom-1	Atom-2	Interatomic distance (Å)	Clash overlap (Å)
1:CA:785:G:N2	1:CA:798:G:C4	2.86	0.44
1:CA:1023:G:C6	1:CA:1024:G:N7	2.86	0.44
1:CA:1129:C:N3	1:CA:1139:G:N1	2.66	0.44
1:CA:1165:C:H42	1:CA:1171:G:H1	1.64	0.44
1:CA:1238:A:C8	1:CA:1303:C:H1'	2.52	0.44
1:CA:1480:G:C4	1:CA:1481:U:C6	3.06	0.44
1:CA:1502:A:H2	1:CA:1505:G:N1	2.09	0.44
3:CF:71:ALA:HA	3:CF:106:VAL:HB	1.99	0.44
10:CM:99:LYS:CD	10:CM:100:THR:H	2.31	0.44
12:CO:60:LEU:HD12	12:CO:60:LEU:HA	1.86	0.44
13:CP:39:ILE:CD1	13:CP:56:LEU:HG	2.47	0.44
16:CS:40:ASP:O	16:CS:48:TRP:HB2	2.18	0.44
23:CD:77:A:C2	25:DA:2421:G:C6	3.06	0.44
25:DA:872:A:C6	25:DA:906:G:C2	3.05	0.44
25:DA:997:G:C2	25:DA:998:C:C6	3.05	0.44
25:DA:1057:A:H61	25:DA:1080:A:N6	2.16	0.44
25:DA:1171:G:C8	25:DA:1173:G:N3	2.86	0.44
25:DA:1432:C:H2'	25:DA:1433:U:O4'	2.18	0.44
25:DA:1658:C:H2'	25:DA:1659:U:C6	2.52	0.44
25:DA:1771:C:O2'	25:DA:1786:A:H8	2.01	0.44
25:DA:1810:A:C2'	25:DA:1811:G:H5'	2.46	0.44
25:DA:2286:A:C8	25:DA:2287:A:N6	2.86	0.44
25:DA:2893:G:H8	25:DA:2893:G:OP2	2.00	0.44
27:DD:33:LEU:HD23	27:DD:34:VAL:H	1.83	0.44
29:DF:18:ARG:C	29:DF:19:GLU:HG2	2.38	0.44
29:DF:205:ARG:HB2	29:DF:205:ARG:NH1	2.33	0.44
30:DG:117:PHE:HE1	30:DG:119:GLY:HA2	1.83	0.44
34:DN:66:LYS:HA	34:DN:79:PHE:O	2.17	0.44
36:DP:47:ILE:HG22	36:DP:48:GLU:N	2.33	0.44
42:DS:4:LYS:HE3	42:DS:6:ILE:HD11	2.00	0.44
45:DV:72:ARG:HA	45:DV:72:ARG:HD2	1.83	0.44
48:DW:43:GLN:O	48:DW:44:LEU:HD23	2.17	0.44
1:AA:104:G:C2	1:AA:105:G:C8	3.05	0.44
1:AA:658:G:O2'	1:AA:659:U:H5'	2.18	0.44
1:AA:703:G:H4'	1:AA:704:A:O5'	2.16	0.44
1:AA:819:A:C4'	1:AA:820:U:OP2	2.60	0.44
1:AA:1206:G:C5	1:AA:1207:G:N7	2.85	0.44
2:AE:178:ARG:HH11	2:AE:178:ARG:CG	2.31	0.44
3:AF:84:ILE:HG13	3:AF:101:LEU:HD22	1.99	0.44
6:AI:12:PRO:HG3	6:AI:57:GLN:O	2.18	0.44
7:AJ:16:LEU:HD11	9:AL:45:ALA:HB2	2.00	0.44

*Continued on next page...*

*Continued from previous page...*

Atom-1	Atom-2	Interatomic distance (Å)	Clash overlap (Å)
9:AL:118:LYS:O	9:AL:119:ALA:CB	2.64	0.44
16:AS:59:TRP:O	16:AS:64:ALA:CB	2.66	0.44
20:AW:55:ILE:HD13	20:AW:55:ILE:HA	1.89	0.44
25:BA:453:C:H4'	25:BA:472:A:N6	2.33	0.44
25:BA:775:G:C4	25:BA:794:G:C8	3.06	0.44
25:BA:892:G:H2'	25:BA:893:C:C6	2.52	0.44
25:BA:1078:U:H3'	25:BA:1078:U:H6	1.83	0.44
25:BA:1124:C:H2'	25:BA:1125:G:O4'	2.18	0.44
25:BA:1337:G:H2'	25:BA:1338:G:H8	1.81	0.44
25:BA:1443:G:C2	25:BA:1549:C:C2	3.06	0.44
25:BA:1639:U:O2'	25:BA:1640:C:H5''	2.18	0.44
25:BA:2602:A:H4'	25:BA:2603:G:C5'	2.47	0.44
26:BB:35:U:H2'	26:BB:36:C:C6	2.53	0.44
26:BB:71:C:C4	26:BB:72:G:N7	2.86	0.44
27:BD:77:ALA:CB	27:BD:97:TYR:HA	2.48	0.44
27:BD:166:GLN:CA	27:BD:166:GLN:NE2	2.77	0.44
28:BE:11:MET:HG2	28:BE:24:THR:HA	1.99	0.44
30:BG:99:MET:HG3	30:BG:100:TRP:N	2.31	0.44
32:BK:63:ALA:HA	32:BK:66:GLU:HG2	1.98	0.44
32:BK:130:TYR:CG	32:BK:131:LYS:N	2.86	0.44
33:BM:42:TRP:CD1	40:B1:63:VAL:CG1	3.00	0.44
38:BQ:106:ARG:HB2	38:BQ:106:ARG:CZ	2.48	0.44
39:BR:88:ILE:O	39:BR:88:ILE:HG13	2.18	0.44
40:B1:61:TRP:CD2	40:B1:94:ASN:HA	2.53	0.44
41:B2:72:VAL:HG22	41:B2:72:VAL:O	2.17	0.44
43:BT:57:LEU:HD13	43:BT:57:LEU:O	2.18	0.44
46:B3:43:THR:O	46:B3:43:THR:HG23	2.18	0.44
49:BX:39:ASP:OD1	49:BX:39:ASP:C	2.54	0.44
1:CA:29:G:O2'	1:CA:295:C:H4'	2.18	0.44
1:CA:197:A:C8	1:CA:198:G:H1'	2.53	0.44
1:CA:287:U:O2'	1:CA:288:A:H5'	2.17	0.44
1:CA:292:G:N7	1:CA:293:G:H1'	2.33	0.44
1:CA:448:A:H2'	1:CA:449:C:O2	2.17	0.44
1:CA:501:C:H2'	1:CA:502:G:C8	2.51	0.44
1:CA:736:C:H2'	1:CA:737:A:H8	1.81	0.44
1:CA:892:A:H2'	1:CA:893:C:C6	2.53	0.44
1:CA:1203:C:O5'	1:CA:1203:C:H6	2.01	0.44
1:CA:1305:G:OP2	1:CA:1305:G:C8	2.71	0.44
1:CA:1378:C:H5	1:CA:1379:G:C8	2.36	0.44
2:CE:108:ILE:HG22	2:CE:108:ILE:O	2.18	0.44
4:CG:18:LYS:HD2	4:CG:20:TYR:CZ	2.53	0.44

*Continued on next page...*

*Continued from previous page...*

Atom-1	Atom-2	Interatomic distance (Å)	Clash overlap (Å)
4:CG:39:PRO:O	4:CG:44:GLY:HA3	2.17	0.44
13:CP:65:LYS:HB3	50:D4:49:PHE:HD1	1.82	0.44
25:DA:65:C:O2'	43:DT:69:TYR:CD2	2.69	0.44
25:DA:405:U:H2'	25:DA:405:U:O2	2.17	0.44
25:DA:1070:A:C8	25:DA:1096:A:O2'	2.61	0.44
25:DA:1323:U:C2'	25:DA:1324:G:H5'	2.47	0.44
25:DA:1466:G:H5'	25:DA:1467:C:OP1	2.17	0.44
25:DA:1475:G:C2	25:DA:1519:G:C2	3.06	0.44
25:DA:1582:C:O2'	25:DA:1586:A:H8	2.00	0.44
25:DA:2287:A:C2	25:DA:2289:G:C8	3.05	0.44
25:DA:2300:G:N2	25:DA:2317:C:O2	2.51	0.44
25:DA:2847:U:C3'	25:DA:2848:G:H5'	2.47	0.44
25:DA:2859:G:H3'	25:DA:2859:G:H8	1.83	0.44
26:DB:38:C:O4'	38:DQ:95:HIS:CE1	2.71	0.44
27:DD:28:GLU:OE2	27:DD:29:PRO:HD2	2.17	0.44
30:DG:43:LEU:HD12	30:DG:45:GLU:CG	2.48	0.44
30:DG:128:ARG:HD3	30:DG:128:ARG:HA	1.84	0.44
30:DG:150:ASP:CG	30:DG:151:ALA:H	2.20	0.44
31:DH:102:ALA:CB	31:DH:116:GLU:HA	2.47	0.44
36:DP:26:TYR:C	36:DP:26:TYR:HD2	2.21	0.44
44:DU:49:VAL:HG12	44:DU:50:ARG:H	1.82	0.44
46:D3:69:PHE:CE2	46:D3:79:VAL:HG22	2.52	0.44
51:D5:46:CYS:HB3	51:D5:49:CYS:SG	2.58	0.44
52:D6:31:PRO:O	52:D6:32:ASN:CB	2.65	0.44
1:AA:64:G:H4'	1:AA:65:U:H5'	2.00	0.44
1:AA:587:G:N2	1:AA:755:G:C5	2.86	0.44
1:AA:724:G:C2'	1:AA:725:G:H5'	2.47	0.44
1:AA:827:U:C4	1:AA:870:U:C4	3.06	0.44
1:AA:856:C:C2'	1:AA:857:C:H5'	2.47	0.44
1:AA:914:A:C6	1:AA:915:A:C5	3.06	0.44
1:AA:1092:A:C6	1:AA:1093:A:C6	3.05	0.44
1:AA:1176:A:N1	1:AA:1177:G:C2	2.86	0.44
1:AA:1378:C:H1'	7:AJ:76:ARG:HH12	1.83	0.44
6:AI:72:VAL:HG13	6:AI:73:ASN:N	2.32	0.44
9:AL:83:ARG:CA	9:AL:86:VAL:HG12	2.47	0.44
12:AO:46:LYS:HG3	12:AO:47:LYS:H	1.83	0.44
15:AR:47:LYS:HE2	15:AR:47:LYS:HB3	1.79	0.44
16:AS:21:VAL:O	16:AS:33:ILE:N	2.44	0.44
23:AC:50:G:N2	23:AC:67:C:C2	2.86	0.44
23:AD:8:U:O5'	23:AD:8:U:H6	2.01	0.44
25:BA:1355:G:H8	25:BA:1355:G:O5'	2.01	0.44

*Continued on next page...*

*Continued from previous page...*

Atom-1	Atom-2	Interatomic distance (Å)	Clash overlap (Å)
25:BA:2115:G:N1	25:BA:2117:A:C8	2.86	0.44
25:BA:2138:C:N3	25:BA:2154:G:N2	2.65	0.44
25:BA:2219:G:H2'	25:BA:2224:G:H5'	1.99	0.44
25:BA:2323:G:H2'	25:BA:2324:C:O4'	2.18	0.44
25:BA:2348:U:O4	25:BA:2382:G:N1	2.51	0.44
25:BA:2468:G:H22	25:BA:2481:G:H2'	1.83	0.44
25:BA:2633:G:H5'	25:BA:2811:G:O2'	2.17	0.44
25:BA:2656:U:O2	25:BA:2656:U:H2'	2.18	0.44
27:BD:149:PRO:O	27:BD:150:LYS:HB2	2.18	0.44
29:BF:9:ILE:HD11	29:BF:125:LEU:CD1	2.48	0.44
33:BM:78:TYR:N	33:BM:78:TYR:CD1	2.86	0.44
44:BU:49:VAL:O	44:BU:51:VAL:N	2.51	0.44
45:BV:143:GLY:HA3	45:BV:144:LEU:CG	2.48	0.44
46:B3:12:ASN:HA	46:B3:14:ARG:HH21	1.82	0.44
51:B5:40:LYS:HB2	51:B5:46:CYS:SG	2.57	0.44
52:B6:33:LYS:HD3	52:B6:33:LYS:HA	1.69	0.44
1:CA:167:G:O2'	1:CA:168:G:H5'	2.18	0.44
1:CA:587:G:N2	1:CA:754:C:OP2	2.50	0.44
1:CA:864:A:H2	1:CA:917:G:N3	2.16	0.44
1:CA:977:A:N3	1:CA:977:A:H2'	2.31	0.44
1:CA:980:C:H3'	1:CA:981:U:O4'	2.18	0.44
1:CA:1061:G:C1'	10:CM:56:HIS:CE1	3.00	0.44
1:CA:1176:A:H2'	1:CA:1177:G:O4'	2.18	0.44
1:CA:1489:G:H2'	1:CA:1490:C:O4'	2.17	0.44
2:CE:16:HIS:HB2	2:CE:210:SER:HB2	2.00	0.44
2:CE:128:GLU:O	2:CE:129:GLU:HB2	2.18	0.44
6:CI:14:LEU:O	6:CI:14:LEU:HD23	2.16	0.44
7:CJ:23:VAL:HG13	7:CJ:43:PHE:CE2	2.52	0.44
7:CJ:38:LEU:O	7:CJ:42:ILE:HG13	2.18	0.44
8:CK:61:VAL:HG12	8:CK:63:LEU:CD1	2.47	0.44
9:CL:89:ASN:ND2	9:CL:89:ASN:N	2.66	0.44
9:CL:92:TYR:HA	9:CL:95:LYS:HG3	1.99	0.44
25:DA:1021:A:C6	25:DA:1023:U:C5	3.05	0.44
25:DA:1152:C:O2'	25:DA:1153:C:H5'	2.16	0.44
25:DA:1638:C:H2'	25:DA:1639:U:O5'	2.18	0.44
25:DA:1832:C:N4	25:DA:1833:U:C4	2.86	0.44
25:DA:2149:G:C6	25:DA:2150:U:C4	3.06	0.44
25:DA:2196:C:O2'	25:DA:2197:U:H5'	2.17	0.44
25:DA:2219:G:H2'	25:DA:2224:G:C5'	2.46	0.44
25:DA:2309:A:O5'	25:DA:2310:A:OP2	2.36	0.44
25:DA:2386:C:H4'	46:D3:55:ARG:O	2.18	0.44

*Continued on next page...*



*Continued from previous page...*

Atom-1	Atom-2	Interatomic distance (Å)	Clash overlap (Å)
25:DA:2530:A:C8	31:DH:157:TYR:OH	2.71	0.44
25:DA:2864:G:C6	25:DA:2865:U:N3	2.86	0.44
26:DB:6:C:HO2'	38:DQ:29:PHE:HE1	1.64	0.44
27:DD:34:VAL:HG22	27:DD:35:LYS:HG3	1.99	0.44
28:DE:25:VAL:CG1	28:DE:26:ILE:H	2.23	0.44
28:DE:36:ARG:O	28:DE:37:ARG:C	2.56	0.44
35:DO:128:HIS:O	35:DO:147:LEU:HB3	2.16	0.44
38:DQ:110:LEU:HD22	38:DQ:112:PHE:H	1.82	0.44
1:AA:90:C:C5	1:AA:91:C:C5	3.06	0.44
1:AA:380:G:N2	1:AA:384:G:C5	2.86	0.44
1:AA:383:A:H8	1:AA:383:A:O5'	2.00	0.44
1:AA:600:C:O2	1:AA:600:C:H2'	2.17	0.44
1:AA:725:G:C2	1:AA:726:C:C6	3.05	0.44
1:AA:741:G:H2'	1:AA:742:G:O4'	2.18	0.44
1:AA:960:U:O2	1:AA:960:U:C2'	2.66	0.44
1:AA:1026:G:O6	1:AA:1036:G:C2	2.71	0.44
1:AA:1245:A:C2	1:AA:1293:G:C2	3.06	0.44
1:AA:1493:A:H5''	1:AA:1494:G:OP2	2.18	0.44
2:AE:14:GLY:CA	2:AE:209:ARG:HH21	2.27	0.44
5:AH:147:ASP:HA	5:AH:150:ARG:NH1	2.32	0.44
7:AJ:46:ALA:HA	7:AJ:49:ILE:HG13	1.98	0.44
7:AJ:104:LEU:HD13	7:AJ:104:LEU:HA	1.71	0.44
8:AK:37:ARG:HE	8:AK:37:ARG:HB3	1.39	0.44
12:AO:71:PRO:O	12:AO:102:ARG:HD3	2.17	0.44
12:AO:104:VAL:HG12	12:AO:105:TYR:CD1	2.53	0.44
25:BA:317:G:N2	25:BA:318:C:O2	2.51	0.44
25:BA:580:C:H2'	25:BA:581:C:C6	2.52	0.44
25:BA:646:A:H2'	25:BA:647:G:O4'	2.18	0.44
25:BA:654(M):C:H3'	25:BA:654(N):G:C8	2.53	0.44
25:BA:1063:G:C5	25:BA:1064:C:C5	3.06	0.44
25:BA:1069:A:C4'	25:BA:1070:A:O5'	2.66	0.44
25:BA:1111:A:O2'	25:BA:1112:G:C4'	2.66	0.44
25:BA:1385:G:HO2'	25:BA:1396:U:H6	1.58	0.44
25:BA:1773:A:H2'	25:BA:1774:C:H5'	1.99	0.44
25:BA:2210:G:H2'	25:BA:2210:G:N3	2.33	0.44
25:BA:2767:C:H2'	25:BA:2768:C:H6	1.82	0.44
27:BD:270:ILE:C	27:BD:271:ILE:HG13	2.37	0.44
28:BE:21:VAL:CG2	28:BE:21:VAL:O	2.64	0.44
1:CA:197:A:H8	1:CA:198:G:N9	2.16	0.44
1:CA:201:C:C4'	1:CA:208:U:OP1	2.66	0.44
1:CA:421:U:O2	1:CA:421:U:C2'	2.65	0.44

*Continued on next page...*

*Continued from previous page...*

Atom-1	Atom-2	Interatomic distance (Å)	Clash overlap (Å)
1:CA:509:A:H5''	4:CG:55:ALA:HB2	1.99	0.44
1:CA:513:C:N4	1:CA:538:G:H1	2.16	0.44
1:CA:843:U:H3'	1:CA:848:C:O4'	2.17	0.44
1:CA:1190:G:H3'	3:CF:3:ASN:HD21	1.78	0.44
4:CG:146:ILE:HD12	4:CG:146:ILE:H	1.83	0.44
6:CI:6:VAL:HG22	6:CI:90:VAL:HG22	1.99	0.44
7:CJ:113:GLU:HB2	7:CJ:119:ARG:CG	2.39	0.44
13:CP:84:ILE:HG22	13:CP:84:ILE:O	2.18	0.44
16:CS:74:LEU:HD22	16:CS:74:LEU:HA	1.82	0.44
17:CT:31:LEU:HA	17:CT:31:LEU:HD12	1.78	0.44
19:CV:27:GLU:O	19:CV:47:HIS:CE1	2.70	0.44
23:CD:23:G:N2	23:CD:24:C:O2	2.51	0.44
25:DA:740:U:H2'	25:DA:741:G:C8	2.53	0.44
25:DA:1436:G:O2'	25:DA:1477:A:H4'	2.17	0.44
25:DA:1921:G:O2'	25:DA:1922:G:H5'	2.17	0.44
25:DA:2328:A:H2'	25:DA:2329:G:O4'	2.18	0.44
26:DB:35:U:O2'	26:DB:36:C:H5'	2.18	0.44
28:DE:6:GLY:HA2	28:DE:51:PHE:CZ	2.53	0.44
31:DH:69:ARG:HH12	31:DH:73:ALA:HB2	1.83	0.44
33:DM:29:LYS:HE2	33:DM:29:LYS:CA	2.45	0.44
34:DN:120:GLU:HG2	34:DN:122:LEU:HG	1.99	0.44
36:DP:26:TYR:C	36:DP:26:TYR:CD2	2.91	0.44
38:DQ:66:ALA:HA	38:DQ:69:VAL:CG1	2.47	0.44
39:DR:26:ASP:HB3	39:DR:91:ARG:HA	1.97	0.44
42:DS:26:GLY:HA2	42:DS:71:VAL:O	2.17	0.44
44:DU:90:LEU:H	44:DU:90:LEU:CD2	2.30	0.44
45:DV:30:ASN:ND2	45:DV:32:HIS:H	2.16	0.44
1:AA:200:G:H1	1:AA:217:C:N4	2.13	0.44
1:AA:344:A:H5''	1:AA:345:C:P	2.58	0.44
1:AA:474:G:C2	1:AA:475:G:C5	3.06	0.44
1:AA:929:G:C2	1:AA:1389:C:C2	3.05	0.44
1:AA:1387:G:C6	1:AA:1388:C:N4	2.86	0.44
2:AE:21:ARG:C	2:AE:23:ARG:N	2.72	0.44
3:AF:64:VAL:HG21	3:AF:99:VAL:HG12	1.98	0.44
7:AJ:69:VAL:CG1	7:AJ:69:VAL:O	2.66	0.44
9:AL:23:ASN:OD1	9:AL:25:LYS:HB3	2.18	0.44
9:AL:50:LEU:HD22	9:AL:55:ALA:HB3	1.99	0.44
9:AL:111:ARG:NH2	10:AM:62:HIS:HE1	2.16	0.44
25:BA:70:G:H4'	25:BA:71:A:OP1	2.16	0.44
25:BA:101:G:H3'	25:BA:102:G:H5'	2.00	0.44
25:BA:270(L):U:C2	32:BK:50:ARG:HD2	2.53	0.44

*Continued on next page...*

*Continued from previous page...*

Atom-1	Atom-2	Interatomic distance (Å)	Clash overlap (Å)
25:BA:602:G:H3'	25:BA:654(V):A:H61	1.83	0.44
25:BA:1000:A:C6	25:BA:1001:A:C6	3.06	0.44
25:BA:1668:A:OP1	34:BN:5:GLN:HG3	2.18	0.44
25:BA:1799:G:C5'	25:BA:1819:A:H61	2.29	0.44
25:BA:1800:C:OP1	27:BD:266:SER:OG	2.33	0.44
25:BA:2361:A:O5'	54:B8:27:THR:OG1	2.35	0.44
25:BA:2590:A:H2'	25:BA:2591:C:H6	1.83	0.44
25:BA:2688:U:H1'	25:BA:2721:A:N6	2.33	0.44
27:BD:123:ALA:HB1	27:BD:131:LEU:HG	2.00	0.44
28:BE:51:PHE:N	28:BE:76:ARG:O	2.47	0.44
28:BE:101:ARG:HA	28:BE:101:ARG:HD2	1.55	0.44
30:BG:63:ILE:HD12	30:BG:141:PHE:CE2	2.53	0.44
30:BG:82:LEU:HD22	30:BG:83:ARG:N	2.33	0.44
30:BG:115:ARG:HH11	30:BG:115:ARG:HB3	1.82	0.44
33:BM:15:LEU:O	33:BM:136:GLU:HA	2.18	0.44
33:BM:108:PRO:O	33:BM:113:GLY:HA3	2.18	0.44
38:BQ:34:HIS:CB	38:BQ:36:TYR:HE1	2.19	0.44
38:BQ:70:GLY:CA	38:BQ:101:LEU:HD13	2.47	0.44
40:B1:90:VAL:O	40:B1:91:ASP:C	2.55	0.44
42:BS:70:TYR:N	42:BS:70:TYR:CD2	2.83	0.44
50:B4:48:ARG:HD2	50:B4:48:ARG:HA	1.73	0.44
1:CA:358:U:C5	1:CA:359:U:C5	3.05	0.44
1:CA:538:G:OP2	12:CO:115:LYS:HB2	2.18	0.44
1:CA:706:A:C4'	11:CN:29:ILE:HD11	2.48	0.44
1:CA:742:G:OP1	15:CR:35:ARG:NH2	2.51	0.44
1:CA:888:G:O2'	1:CA:1488:G:O2'	2.34	0.44
1:CA:1127:G:C2	1:CA:1145:C:C2	3.06	0.44
1:CA:1191:A:OP1	3:CF:3:ASN:ND2	2.50	0.44
1:CA:1288:A:H2'	1:CA:1289:A:H8	1.82	0.44
2:CE:71:VAL:HG13	2:CE:93:VAL:HB	1.99	0.44
2:CE:72:GLY:HA3	2:CE:165:VAL:CG2	2.48	0.44
7:CJ:69:VAL:HG22	7:CJ:135:VAL:CG2	2.48	0.44
7:CJ:72:ARG:HB2	7:CJ:142:GLU:OE2	2.18	0.44
10:CM:81:THR:O	10:CM:84:GLN:N	2.51	0.44
20:CW:20:LEU:HD23	20:CW:20:LEU:HA	1.81	0.44
20:CW:53:LEU:CB	20:CW:102:GLY:HA3	2.48	0.44
25:DA:653:A:H5''	25:DA:654:A:P	2.57	0.44
25:DA:729:G:C5	27:DD:208:LYS:HB2	2.53	0.44
25:DA:981:A:N1	25:DA:2027:G:O2'	2.48	0.44
25:DA:1009:A:OP2	25:DA:1010:A:OP2	2.36	0.44
25:DA:1027:A:C2	25:DA:2488:A:H5'	2.53	0.44

*Continued on next page...*

*Continued from previous page...*

Atom-1	Atom-2	Interatomic distance (Å)	Clash overlap (Å)
25:DA:1341:U:OP2	25:DA:1394:U:O2'	2.21	0.44
25:DA:1349:A:H5'	25:DA:1350:C:C5'	2.47	0.44
25:DA:1585:C:O2	25:DA:1585:C:C2'	2.66	0.44
25:DA:1716:U:H2'	25:DA:1717:G:H8	1.83	0.44
25:DA:2064:C:H2'	25:DA:2065:C:C6	2.53	0.44
25:DA:2351:G:H8	25:DA:2351:G:O5'	2.01	0.44
25:DA:2351:G:H1'	25:DA:2366:A:H61	1.83	0.44
25:DA:2419:U:O4	54:D8:31:HIS:CD2	2.70	0.44
25:DA:2516:G:C6	25:DA:2517:C:N4	2.86	0.44
25:DA:2612:C:C5	25:DA:2613:U:H5	2.35	0.44
26:DB:4:C:N3	26:DB:117:G:N2	2.66	0.44
26:DB:14:U:O3'	26:DB:107:U:O2'	2.32	0.44
27:DD:35:LYS:HD3	27:DD:63:ARG:CB	2.46	0.44
31:DH:151:ILE:C	31:DH:152:ARG:CG	2.64	0.44
32:DK:47:LEU:HA	32:DK:50:ARG:HG2	1.99	0.44
35:DO:147:LEU:CD2	35:DO:148:LEU:H	2.31	0.44
43:DT:49:VAL:HB	43:DT:83:VAL:HG21	1.99	0.44
44:DU:71:LYS:HZ3	44:DU:71:LYS:HG3	1.59	0.44
44:DU:75:ILE:HG13	44:DU:76:CYS:N	2.32	0.44
45:DV:131:ARG:HD2	45:DV:131:ARG:H	1.82	0.44
47:DZ:95:LEU:C	47:DZ:97:LEU:H	2.22	0.44
1:AA:101:A:C4	1:AA:102:G:C8	3.06	0.43
1:AA:132:C:N3	1:AA:231:G:C2	2.86	0.43
1:AA:191:G:N3	20:AW:105:SER:HB2	2.33	0.43
1:AA:406:G:N2	1:AA:437:U:O2	2.51	0.43
1:AA:487:A:H5''	1:AA:488:C:OP2	2.18	0.43
1:AA:1162:C:O5'	1:AA:1162:C:H6	2.00	0.43
5:AH:47:LYS:HE2	5:AH:47:LYS:HB2	1.90	0.43
5:AH:57:LYS:H	5:AH:57:LYS:HG2	1.52	0.43
7:AJ:36:LYS:HB2	7:AJ:36:LYS:NZ	2.34	0.43
9:AL:25:LYS:HB2	9:AL:25:LYS:HE3	1.79	0.43
13:AP:55:ARG:HG3	13:AP:55:ARG:HH11	1.83	0.43
22:AB:27:G:H5'	22:AB:28:C:OP2	2.18	0.43
23:AC:24:C:H2'	23:AC:25:U:H6	1.82	0.43
25:BA:155:C:H6	25:BA:155:C:H5''	1.83	0.43
25:BA:270(P):C:O2'	25:BA:270(Q):C:H5'	2.18	0.43
25:BA:654(S):G:H4'	25:BA:654(T):A:OP1	2.17	0.43
25:BA:815:C:H2'	25:BA:816:C:C6	2.50	0.43
25:BA:881:G:H3'	25:BA:882:G:H4'	1.98	0.43
25:BA:999:U:H5''	25:BA:1154:G:O6	2.18	0.43
25:BA:1063:G:C4	25:BA:1064:C:C6	3.06	0.43

*Continued on next page...*

*Continued from previous page...*

Atom-1	Atom-2	Interatomic distance (Å)	Clash overlap (Å)
25:BA:1479:G:C2	25:BA:1480:G:C4	3.05	0.43
25:BA:1582:C:O2'	25:BA:1586:A:C8	2.67	0.43
25:BA:2212:A:H1'	25:BA:2215:G:C4	2.53	0.43
25:BA:2331:G:C4'	46:B3:42:GLY:HA3	2.48	0.43
25:BA:2505:G:H2'	25:BA:2576:G:O6	2.17	0.43
25:BA:2533:A:H2'	25:BA:2534:A:H5'	1.99	0.43
26:BB:11:C:O5'	26:BB:12:C:H5	2.01	0.43
26:BB:43:C:H5'	30:BG:66:GLN:NE2	2.32	0.43
27:BD:181:GLU:CA	27:BD:272:ALA:HB2	2.39	0.43
31:BH:111:HIS:HB2	31:BH:112:PRO:HD2	2.00	0.43
31:BH:129:THR:O	31:BH:129:THR:OG1	2.33	0.43
32:BK:77:LEU:HD12	32:BK:77:LEU:O	2.18	0.43
33:BM:43:THR:HG23	40:B1:64:ARG:HH22	1.82	0.43
36:BP:88:GLY:O	36:BP:90:VAL:N	2.51	0.43
38:BQ:93:LYS:HG3	38:BQ:94:TYR:N	2.33	0.43
43:BT:70:LEU:HD23	43:BT:70:LEU:H	1.82	0.43
49:BX:4:LEU:O	49:BX:36:VAL:HA	2.17	0.43
1:CA:408:A:H2'	1:CA:409:G:O4'	2.18	0.43
1:CA:510:A:H5''	1:CA:511:C:OP2	2.18	0.43
1:CA:926:G:C6	1:CA:1505:G:C5	3.06	0.43
1:CA:1067:A:H4'	1:CA:1068:G:O5'	2.18	0.43
1:CA:1499:A:H1'	1:CA:1520:G:H5'	1.99	0.43
2:CE:95:GLN:HB2	2:CE:148:TYR:HA	2.00	0.43
3:CF:18:TRP:N	3:CF:18:TRP:CE3	2.85	0.43
4:CG:61:LYS:CA	4:CG:203:VAL:HG22	2.47	0.43
6:CI:19:LEU:HD11	6:CI:59:TYR:CE1	2.53	0.43
9:CL:53:VAL:HG11	9:CL:92:TYR:CD2	2.53	0.43
10:CM:8:LEU:HG	10:CM:96:ILE:HG23	1.99	0.43
25:DA:84:A:H2'	25:DA:99:U:O4	2.18	0.43
25:DA:280:C:C2	25:DA:361:G:N2	2.86	0.43
25:DA:639:U:H2'	25:DA:640:C:H6	1.78	0.43
25:DA:723:G:H2'	25:DA:724:U:O4'	2.18	0.43
25:DA:869:G:C2	25:DA:870:A:C8	3.06	0.43
25:DA:873:G:N2	25:DA:905:U:O2	2.50	0.43
25:DA:1069:A:H5'	25:DA:1070:A:C8	2.53	0.43
25:DA:1152:C:H4'	40:D1:77:SER:HA	1.99	0.43
25:DA:1181:C:H2'	25:DA:1182:A:H8	1.83	0.43
25:DA:1759:A:C8	25:DA:2696:U:O2	2.71	0.43
25:DA:2544:G:H8	25:DA:2544:G:O5'	2.01	0.43
27:DD:43:ARG:HG2	27:DD:54:ARG:O	2.18	0.43
27:DD:48:ARG:HH11	27:DD:48:ARG:CG	2.30	0.43

*Continued on next page...*

*Continued from previous page...*

Atom-1	Atom-2	Interatomic distance (Å)	Clash overlap (Å)
28:DE:48:GLN:HG2	28:DE:78:LEU:HB2	1.93	0.43
28:DE:188:VAL:HG23	28:DE:189:PRO:HD2	1.99	0.43
29:DF:178:PRO:HG2	29:DF:179:GLU:OE1	2.18	0.43
30:DG:125:PHE:HB3	30:DG:166:ASP:HB2	1.99	0.43
31:DH:99:VAL:HG12	31:DH:100:GLY:N	2.33	0.43
31:DH:131:VAL:HG12	31:DH:132:ARG:N	2.33	0.43
35:DO:83:VAL:HG11	35:DO:112:LEU:HD21	1.99	0.43
41:D2:77:ALA:O	41:D2:79:VAL:HG22	2.18	0.43
44:DU:41:GLY:O	44:DU:64:GLU:HB3	2.17	0.43
46:D3:25:ARG:HD2	46:D3:29:GLN:HE22	1.82	0.43
1:AA:317:G:C6	1:AA:318:G:C5	3.06	0.43
1:AA:453:A:C6	1:AA:454:C:C4	3.06	0.43
1:AA:515:G:N2	1:AA:537:G:C4	2.86	0.43
1:AA:1032(B):G:H2'	1:AA:1033:G:H8	1.83	0.43
3:AF:65:ALA:O	3:AF:66:VAL:C	2.56	0.43
8:AK:27:PRO:HG3	8:AK:58:TYR:HE2	1.82	0.43
9:AL:4:TYR:CD2	9:AL:88:TYR:HB2	2.54	0.43
11:AN:82:VAL:CG2	11:AN:98:LEU:HD13	2.48	0.43
15:AR:56:LEU:HD12	15:AR:60:VAL:HG23	1.99	0.43
23:AC:77:A:C8	23:AC:77:A:C5'	3.02	0.43
23:AD:10:G:N1	23:AD:27:G:C2	2.87	0.43
25:BA:101:G:H3'	25:BA:102:G:C5'	2.48	0.43
25:BA:304:G:N2	25:BA:314:A:C4	2.86	0.43
25:BA:658:C:H2'	25:BA:659:C:C6	2.53	0.43
25:BA:900:A:H3'	25:BA:901:A:H8	1.83	0.43
25:BA:1279:G:N2	25:BA:1292:U:C2	2.86	0.43
25:BA:1281:G:O2'	25:BA:1282:U:H5'	2.18	0.43
25:BA:2205:C:O2	25:BA:2205:C:H2'	2.18	0.43
25:BA:2312:U:O5'	25:BA:2312:U:C6	2.70	0.43
25:BA:2345:G:N3	25:BA:2381:C:H2'	2.32	0.43
25:BA:2749:A:O3'	31:BH:62:LYS:HE3	2.18	0.43
29:BF:155:LEU:HD13	29:BF:174:VAL:CG2	2.48	0.43
30:BG:121:ASN:HA	30:BG:122:PRO:HD2	1.83	0.43
33:BM:55:VAL:O	33:BM:56:ASN:C	2.56	0.43
34:BN:115:VAL:HG23	34:BN:116:SER:N	2.33	0.43
38:BQ:4:LEU:HB3	38:BQ:5:THR:H	1.71	0.43
47:BZ:92:LYS:HA	47:BZ:95:LEU:HD12	2.00	0.43
48:BW:15:LYS:H	48:BW:67:LYS:CE	2.31	0.43
49:BX:19:GLN:NE2	49:BX:52:HIS:CE1	2.84	0.43
1:CA:39:G:N7	1:CA:547:A:C8	2.86	0.43
1:CA:529:G:O2'	1:CA:533:A:C6	2.67	0.43

*Continued on next page...*

*Continued from previous page...*

Atom-1	Atom-2	Interatomic distance (Å)	Clash overlap (Å)
1:CA:769:G:H4'	1:CA:1513:A:H4'	1.99	0.43
1:CA:838:G:C2'	1:CA:841:U:H5'	2.47	0.43
1:CA:983:A:H5'	14:CQ:2:ALA:CB	2.48	0.43
1:CA:1071:C:O2	1:CA:1072:G:C8	2.71	0.43
1:CA:1305:G:H5''	21:CX:4:GLY:CA	2.49	0.43
4:CG:73:ARG:HD2	4:CG:73:ARG:HA	1.84	0.43
5:CH:140:ARG:O	5:CH:143:ARG:NH2	2.51	0.43
9:CL:43:ALA:HA	9:CL:74:ILE:HD13	2.00	0.43
9:CL:95:LYS:CD	9:CL:96:LEU:N	2.73	0.43
11:CN:45:GLY:O	11:CN:50:TYR:HB2	2.18	0.43
13:CP:3:ARG:N	50:D4:34:GLU:HG3	2.33	0.43
19:CV:78:ARG:NH1	19:CV:79:THR:HA	2.33	0.43
20:CW:67:ALA:O	20:CW:73:HIS:CE1	2.71	0.43
23:CC:15:G:N3	23:CC:60:A:C2	2.87	0.43
25:DA:26:G:C6	25:DA:27:G:N1	2.85	0.43
25:DA:277:C:OP2	25:DA:278:A:N6	2.40	0.43
25:DA:1464:C:C2	25:DA:1465:G:C8	3.06	0.43
25:DA:1639:U:H4'	25:DA:2699:C:H4'	1.99	0.43
25:DA:2517:C:C6	25:DA:2542:A:C2	3.05	0.43
31:DH:20:ALA:HB1	31:DH:21:PRO:HD2	1.99	0.43
31:DH:105:LEU:H	31:DH:105:LEU:HD22	1.82	0.43
31:DH:143:GLN:HE21	31:DH:143:GLN:CA	2.31	0.43
34:DN:79:PHE:CD2	39:DR:72:VAL:HG22	2.53	0.43
43:DT:5:TYR:HB3	48:DW:33:MET:SD	2.58	0.43
44:DU:54:LYS:HD2	44:DU:55:TYR:CZ	2.54	0.43
45:DV:26:GLY:C	45:DV:37:VAL:HG22	2.39	0.43
1:AA:254:G:H21	17:AT:16:GLN:HE21	1.66	0.43
1:AA:313:A:H2'	1:AA:314:C:C6	2.53	0.43
1:AA:690:G:N2	11:AN:55:LYS:NZ	2.67	0.43
1:AA:1030:C:H2'	1:AA:1031:G:O4'	2.18	0.43
1:AA:1159:U:O2	1:AA:1160:G:O6	2.36	0.43
1:AA:1366:C:H2'	1:AA:1367:C:C6	2.51	0.43
3:AF:131:ARG:HG3	3:AF:131:ARG:HH11	1.83	0.43
4:AG:8:VAL:HG11	4:AG:21:LEU:HB2	2.01	0.43
5:AH:43:LEU:HD13	5:AH:109:ILE:HD11	2.00	0.43
7:AJ:155:ARG:O	7:AJ:155:ARG:HD3	2.18	0.43
10:AM:42:THR:HG22	10:AM:67:THR:O	2.18	0.43
12:AO:60:LEU:HD21	12:AO:66:VAL:HG22	2.01	0.43
25:BA:59:U:O2'	25:BA:73:A:H2'	2.18	0.43
25:BA:120:U:O2	25:BA:120:U:O4'	2.35	0.43
25:BA:185:U:H4'	25:BA:218:A:H4'	2.00	0.43

*Continued on next page...*

*Continued from previous page...*

Atom-1	Atom-2	Interatomic distance (Å)	Clash overlap (Å)
25:BA:299:A:H5'	25:BA:300:A:OP2	2.19	0.43
25:BA:299:A:H62	25:BA:300:A:N6	2.16	0.43
25:BA:307:G:N2	25:BA:310:A:C8	2.86	0.43
25:BA:371:A:O3'	25:BA:372:G:H4'	2.18	0.43
25:BA:503:A:C6	25:BA:505:A:C6	3.06	0.43
25:BA:612:G:C6	25:BA:613:U:C4	3.06	0.43
25:BA:1138:G:H21	33:BM:106:MET:CE	2.17	0.43
25:BA:1359:A:N1	25:BA:1372:U:O4	2.51	0.43
25:BA:2275:C:H5'	25:BA:2275:C:H6	1.83	0.43
25:BA:2314:C:O2'	25:BA:2315:G:H5'	2.19	0.43
25:BA:2389:G:H5''	25:BA:2390:U:C5'	2.47	0.43
27:BD:68:LYS:HB3	27:BD:70:TRP:CH2	2.53	0.43
28:BE:82:ARG:O	28:BE:83:ASP:C	2.55	0.43
28:BE:116:VAL:HG13	28:BE:122:PHE:CD2	2.54	0.43
32:BK:7:GLU:HA	32:BK:15:VAL:HG12	1.98	0.43
33:BM:85:ILE:HA	33:BM:86:PRO:HD3	1.84	0.43
35:BO:106:LEU:HD23	35:BO:106:LEU:HA	1.48	0.43
36:BP:81:VAL:O	36:BP:82:ARG:NE	2.50	0.43
37:B0:44:LEU:HD22	37:B0:48:VAL:HG22	2.00	0.43
42:BS:70:TYR:CE2	42:BS:108:GLY:HA3	2.54	0.43
43:BT:80:ILE:HG13	43:BT:80:ILE:O	2.18	0.43
44:BU:97:ARG:HH21	44:BU:98:VAL:CG2	2.31	0.43
45:BV:61:LEU:HD12	45:BV:62:PRO:O	2.19	0.43
45:BV:121:HIS:C	45:BV:123:ASP:N	2.71	0.43
1:CA:105:G:H2'	1:CA:106:C:C6	2.53	0.43
1:CA:171:A:N6	1:CA:172:A:N6	2.67	0.43
1:CA:837:G:C2	1:CA:850:U:O2	2.71	0.43
1:CA:926:G:C5'	1:CA:927:G:O5'	2.66	0.43
1:CA:973:G:H3'	1:CA:974:A:H5''	2.00	0.43
1:CA:1004:A:C5'	1:CA:1025:U:N3	2.81	0.43
1:CA:1028(A):C:C2	1:CA:1028(B):C:C5	3.06	0.43
1:CA:1054:C:O2'	1:CA:1055:A:C5'	2.66	0.43
1:CA:1213:A:C6	1:CA:1215:G:H1'	2.52	0.43
1:CA:1227:A:OP2	13:CP:111:LYS:HD3	2.17	0.43
1:CA:1299:A:C6	1:CA:1301:U:C2	3.06	0.43
1:CA:1372:U:H2'	1:CA:1373:G:H5'	1.99	0.43
1:CA:1486:G:H2'	1:CA:1487:G:C1'	2.48	0.43
2:CE:178:ARG:HH11	2:CE:178:ARG:CB	2.24	0.43
3:CF:69:HIS:HA	3:CF:104:GLN:HB2	1.99	0.43
3:CF:121:ALA:HB2	3:CF:198:VAL:HG21	2.01	0.43
5:CH:13:ILE:O	5:CH:13:ILE:HG12	2.18	0.43

*Continued on next page...*



*Continued from previous page...*

Atom-1	Atom-2	Interatomic distance (Å)	Clash overlap (Å)
9:CL:14:VAL:O	9:CL:14:VAL:HG12	2.18	0.43
9:CL:17:VAL:HG22	9:CL:63:ILE:HG12	1.99	0.43
9:CL:18:PHE:CD1	9:CL:62:TYR:HD2	2.30	0.43
10:CM:24:VAL:HG21	10:CM:37:PRO:HD3	1.99	0.43
11:CN:99:GLN:HG2	11:CN:105:VAL:CG2	2.46	0.43
15:CR:25:THR:HG21	15:CR:70:LEU:HB2	2.00	0.43
22:CB:69:A:H4'	22:CB:70:G:OP1	2.18	0.43
23:CD:20:G:N3	23:CD:20:G:C2'	2.79	0.43
25:DA:460:A:OP1	53:D7:41:ARG:NH2	2.47	0.43
25:DA:608:A:H2'	25:DA:609:A:C8	2.54	0.43
25:DA:654(S):G:C1'	25:DA:654(T):A:OP1	2.66	0.43
25:DA:747:U:C5	51:D5:3:LYS:CB	2.88	0.43
25:DA:971:C:H2'	25:DA:972:G:H5'	2.00	0.43
25:DA:2250:G:OP1	25:DA:2275:C:H2'	2.18	0.43
25:DA:2275:C:O2'	36:DP:84:GLY:HA2	2.14	0.43
25:DA:2320:A:H4'	25:DA:2321:G:N7	2.33	0.43
25:DA:2324:C:H5''	25:DA:2325:G:O5'	2.17	0.43
25:DA:2342:C:O2'	25:DA:2374:C:H5''	2.18	0.43
25:DA:2375:G:O2'	25:DA:2377:A:N7	2.47	0.43
25:DA:2629:A:O2'	25:DA:2630:G:C5'	2.65	0.43
25:DA:2820:A:C6	37:D0:4:LEU:HD11	2.53	0.43
28:DE:169:ASN:OD1	28:DE:201:THR:HG21	2.18	0.43
29:DF:161:GLU:HB3	29:DF:162:LEU:HD12	2.00	0.43
38:DQ:83:LYS:HZ3	38:DQ:109:GLY:H	1.65	0.43
40:D1:98:LEU:C	40:D1:100:VAL:N	2.69	0.43
45:DV:175:VAL:C	45:DV:177:PRO:HD3	2.36	0.43
1:AA:18:C:H2'	1:AA:19:C:O4'	2.18	0.43
1:AA:158:G:H2'	1:AA:159:G:C8	2.54	0.43
1:AA:455:C:H42	1:AA:477:G:H1	1.66	0.43
1:AA:516:U:C4	1:AA:517:G:C6	3.06	0.43
1:AA:622:A:C8	1:AA:623:C:C6	3.07	0.43
1:AA:1055:A:C5	1:AA:1206:G:C2	3.06	0.43
1:AA:1175:G:C2	1:AA:1176:A:C6	3.07	0.43
1:AA:1277:C:HO2'	1:AA:1279:A:C1'	2.32	0.43
1:AA:1406:U:O2	1:AA:1517:G:N2	2.52	0.43
1:AA:1504:G:H1'	1:AA:1505:G:OP2	2.18	0.43
1:AA:1530:G:H2'	1:AA:1531:A:C8	2.52	0.43
3:AF:92:ALA:O	3:AF:95:THR:O	2.36	0.43
3:AF:147:LYS:HB3	3:AF:203:PHE:CD2	2.53	0.43
4:AG:99:SER:O	4:AG:140:VAL:HG22	2.18	0.43
9:AL:42:ARG:HE	9:AL:42:ARG:HB2	1.44	0.43

*Continued on next page...*

*Continued from previous page...*

Atom-1	Atom-2	Interatomic distance (Å)	Clash overlap (Å)
20:AW:49:ALA:O	20:AW:52:ALA:HB3	2.18	0.43
22:AB:28:C:H2'	22:AB:29:U:H6	1.83	0.43
23:AC:34:U:O2	23:AC:36:A:C8	2.72	0.43
23:AC:75:C:O2	25:BA:2252:G:N2	2.45	0.43
25:BA:299:A:C5'	25:BA:300:A:OP2	2.66	0.43
25:BA:318:C:O2'	25:BA:319:C:H5'	2.18	0.43
25:BA:459:U:H2'	25:BA:460:A:H8	1.84	0.43
25:BA:528:A:N1	25:BA:2043:C:H4'	2.33	0.43
25:BA:727:A:C6	25:BA:728:G:C6	3.06	0.43
25:BA:893:C:N4	25:BA:894:C:N4	2.66	0.43
25:BA:2172:U:H5'	25:BA:2173:A:OP2	2.18	0.43
25:BA:2189:U:H3'	25:BA:2190:G:H5''	2.00	0.43
25:BA:2206:C:H2'	25:BA:2207:C:C6	2.51	0.43
25:BA:2590:A:H2'	25:BA:2591:C:C6	2.53	0.43
25:BA:2688:U:O2	25:BA:2688:U:O5'	2.35	0.43
25:BA:2830:G:N3	25:BA:2883:A:H2	2.17	0.43
27:BD:118:VAL:HG22	27:BD:119:ALA:N	2.33	0.43
28:BE:182:LEU:C	28:BE:183:LEU:HD12	2.38	0.43
32:BK:93:THR:O	32:BK:96:ASP:HB2	2.18	0.43
36:BP:104:PHE:O	36:BP:105:GLU:HB3	2.19	0.43
1:CA:689:C:O2'	1:CA:690:G:H5'	2.17	0.43
1:CA:783:C:H2'	1:CA:784:C:H6	1.83	0.43
1:CA:812:C:C2'	1:CA:813:U:OP2	2.66	0.43
1:CA:853:G:H2'	1:CA:854:G:H8	1.83	0.43
1:CA:1095:U:H2'	1:CA:1096:C:O4'	2.18	0.43
1:CA:1483:A:H1'	25:DA:1948:G:H1'	2.01	0.43
3:CF:21:ARG:HH11	3:CF:21:ARG:CB	2.31	0.43
3:CF:27:LYS:HB3	3:CF:27:LYS:HZ2	1.83	0.43
10:CM:13:HIS:HB3	10:CM:68:HIS:NE2	2.34	0.43
13:CP:7:VAL:HG23	30:DG:115:ARG:NH2	2.33	0.43
14:CQ:4:LYS:HG3	14:CQ:7:ILE:HD11	1.99	0.43
17:CT:29:HIS:CG	17:CT:30:PRO:HD2	2.53	0.43
19:CV:78:ARG:CD	19:CV:79:THR:N	2.81	0.43
25:DA:375:C:H2'	25:DA:376:C:H6	1.80	0.43
25:DA:669:G:O2'	25:DA:670:A:OP1	2.35	0.43
25:DA:867:C:C5	25:DA:868:U:H5	2.35	0.43
25:DA:1122:G:H2'	25:DA:1122:G:N3	2.34	0.43
25:DA:2126:A:H4'	25:DA:2127:G:OP1	2.18	0.43
25:DA:2135:A:N6	25:DA:2156:G:H21	2.15	0.43
25:DA:2239:G:H5'	27:DD:251:GLY:CA	2.48	0.43
26:DB:40:U:C4	26:DB:43:C:OP2	2.71	0.43

*Continued on next page...*

*Continued from previous page...*

Atom-1	Atom-2	Interatomic distance (Å)	Clash overlap (Å)
26:DB:88:C:C6	26:DB:89:G:C8	3.07	0.43
28:DE:137:HIS:CB	28:DE:138:PRO:HD2	2.48	0.43
29:DF:29:ASN:N	29:DF:112:MET:CE	2.81	0.43
29:DF:36:VAL:HG11	29:DF:183:VAL:CG1	2.48	0.43
30:DG:64:THR:OG1	30:DG:94:LEU:HD13	2.18	0.43
38:DQ:83:LYS:HB3	38:DQ:84:GLN:HG2	1.99	0.43
39:DR:3:ARG:NE	39:DR:6:LEU:HD13	2.34	0.43
39:DR:21:GLU:O	39:DR:91:ARG:NH2	2.52	0.43
39:DR:61:PHE:CE2	39:DR:76:PHE:HB2	2.53	0.43
45:DV:70:LEU:HD11	45:DV:98:MET:CE	2.48	0.43
53:D7:34:ARG:NH1	53:D7:41:ARG:O	2.51	0.43
1:AA:439:A:C4	1:AA:496:A:C2	3.06	0.43
1:AA:562:C:C4	1:AA:884:U:C5	3.06	0.43
1:AA:619:U:C2	4:AG:135:LEU:HD22	2.53	0.43
1:AA:655:A:C2	1:AA:754:C:N4	2.87	0.43
1:AA:835:U:P	18:AU:60:ALA:HB3	2.58	0.43
1:AA:985:C:C2	1:AA:1221:G:C2	3.06	0.43
1:AA:1176:A:N6	1:AA:1177:G:C5	2.87	0.43
2:AE:147:LYS:HE2	2:AE:148:TYR:CE1	2.53	0.43
7:AJ:24:THR:HA	7:AJ:27:ILE:HG13	2.01	0.43
7:AJ:35:LYS:O	7:AJ:38:LEU:N	2.51	0.43
7:AJ:72:ARG:HG3	7:AJ:142:GLU:OE1	2.19	0.43
13:AP:25:ILE:HD11	13:AP:60:VAL:HG11	2.00	0.43
19:AV:9:VAL:O	19:AV:9:VAL:CG1	2.66	0.43
19:AV:41:VAL:HG23	19:AV:67:VAL:HG22	2.01	0.43
20:AW:9:ASN:ND2	20:AW:9:ASN:C	2.71	0.43
23:AC:19:G:C2	23:AC:59:A:C4	3.06	0.43
25:BA:50:U:H3'	25:BA:51:G:H5'	2.00	0.43
25:BA:142:G:H1'	43:BT:37:THR:HG22	1.99	0.43
25:BA:270(P):C:H2'	25:BA:270(Q):C:C6	2.53	0.43
25:BA:525:U:H5'	25:BA:556:G:OP1	2.19	0.43
25:BA:1049:C:C4	25:BA:1050:A:N1	2.87	0.43
25:BA:1680:U:C4	25:BA:1681:G:C6	3.07	0.43
25:BA:1899:G:O2'	25:BA:1900:A:O5'	2.31	0.43
25:BA:2025:C:H2'	25:BA:2026:C:H6	1.83	0.43
25:BA:2097:C:H2'	25:BA:2098:U:O4'	2.18	0.43
25:BA:2124:G:H2'	25:BA:2125:G:H5'	1.99	0.43
25:BA:2194:G:H2'	25:BA:2195:C:H6	1.83	0.43
25:BA:2312:U:H5'	30:BG:88:ILE:CG2	2.48	0.43
25:BA:2364:C:O2'	25:BA:2365:G:H5'	2.18	0.43
25:BA:2771:C:H2'	25:BA:2772:C:C6	2.53	0.43

*Continued on next page...*

*Continued from previous page...*

Atom-1	Atom-2	Interatomic distance (Å)	Clash overlap (Å)
25:BA:2850:A:C2'	25:BA:2851:A:O5'	2.67	0.43
26:BB:89:G:C6	26:BB:89(A):A:N1	2.87	0.43
27:BD:25:THR:HG21	27:BD:81:ALA:HA	2.01	0.43
28:BE:64:LYS:O	28:BE:70:ALA:HB2	2.18	0.43
28:BE:116:VAL:HG13	28:BE:122:PHE:HB2	1.99	0.43
30:BG:83:ARG:CB	30:BG:86:MET:HE2	2.48	0.43
35:BO:18:ARG:NH1	35:BO:21:ARG:HH11	2.16	0.43
36:BP:34:LEU:HD23	36:BP:104:PHE:HD1	1.83	0.43
37:B0:74:LYS:H	37:B0:74:LYS:HG2	1.49	0.43
39:BR:50:ILE:HD12	39:BR:50:ILE:HA	1.66	0.43
39:BR:53:ARG:NH1	39:BR:60:THR:OG1	2.51	0.43
42:BS:32:ALA:O	42:BS:36:LEU:HG	2.17	0.43
47:BZ:87:PRO:HG2	47:BZ:88:LYS:H	1.82	0.43
51:B5:40:LYS:CB	51:B5:46:CYS:SG	3.06	0.43
54:B8:60:LEU:O	54:B8:61:LEU:C	2.56	0.43
1:CA:87:A:C2	1:CA:88:C:C5	3.06	0.43
1:CA:652:U:C5	1:CA:752:G:N3	2.86	0.43
1:CA:983:A:H2	1:CA:984:C:C5	2.37	0.43
1:CA:1060:C:H4'	10:CM:51:ARG:HB3	1.99	0.43
1:CA:1380:U:C2	7:CJ:3:ARG:NH1	2.87	0.43
1:CA:1531:A:H8	1:CA:1531:A:H5''	1.84	0.43
4:CG:178:VAL:CG1	4:CG:179:GLU:H	2.31	0.43
5:CH:83:GLU:HB3	5:CH:88:LYS:CG	2.34	0.43
9:CL:3:GLN:NE2	9:CL:20:ARG:NH1	2.66	0.43
13:CP:17:VAL:O	13:CP:20:THR:N	2.46	0.43
17:CT:68:ARG:H	17:CT:70:ARG:NH1	2.17	0.43
19:CV:29:ARG:O	19:CV:30:LEU:HG	2.17	0.43
25:DA:138:G:C2'	25:DA:139:G:H5'	2.49	0.43
25:DA:374:A:C2	25:DA:401:A:C4	3.06	0.43
25:DA:609:A:H2'	25:DA:609(A):G:O4'	2.18	0.43
25:DA:833:U:H1'	35:DO:55:ARG:NH1	2.34	0.43
25:DA:856:C:O2'	25:DA:857:C:P	2.76	0.43
25:DA:1342:A:N1	25:DA:1397:U:C4	2.86	0.43
25:DA:1608:A:H1'	25:DA:1610:A:OP2	2.18	0.43
25:DA:2154:G:C2	25:DA:2155:G:C5	3.06	0.43
25:DA:2272:U:H5''	25:DA:2273:A:OP1	2.19	0.43
25:DA:2303:G:C2	25:DA:2314:C:C2	3.06	0.43
25:DA:2554:U:H6	25:DA:2554:U:C5'	2.30	0.43
26:DB:8:U:H6	26:DB:8:U:C5'	2.31	0.43
26:DB:88:C:H3'	26:DB:88:C:H6	1.84	0.43
27:DD:71:ASP:N	27:DD:71:ASP:OD2	2.52	0.43

*Continued on next page...*

*Continued from previous page...*

Atom-1	Atom-2	Interatomic distance (Å)	Clash overlap (Å)
29:DF:25:PRO:HB2	29:DF:27:GLU:N	2.32	0.43
29:DF:83:PHE:C	29:DF:84:VAL:HG13	2.21	0.43
31:DH:4:ILE:HG12	31:DH:7:LEU:HG	2.01	0.43
34:DN:68:GLU:CB	34:DN:78:ARG:HB3	2.48	0.43
37:D0:23:ASN:N	37:D0:23:ASN:ND2	2.66	0.43
37:D0:102:GLU:HG2	37:D0:102:GLU:O	2.17	0.43
38:DQ:25:ARG:NH2	38:DQ:40:ILE:HD12	2.33	0.43
39:DR:19:LEU:HA	39:DR:20:PRO:HD3	1.81	0.43
40:D1:94:ASN:O	40:D1:97:ASP:HB3	2.18	0.43
45:DV:19:ARG:NH1	45:DV:84:GLU:O	2.51	0.43
1:AA:66:G:H22	1:AA:172:A:H2	1.65	0.43
1:AA:273:A:N6	1:AA:274:A:C6	2.87	0.43
1:AA:345:C:O2'	1:AA:346:G:N2	2.51	0.43
1:AA:611:A:H61	1:AA:629:G:H1	1.67	0.43
1:AA:834:C:O2'	1:AA:835:U:H5'	2.19	0.43
1:AA:958:A:C6	1:AA:959:A:N1	2.87	0.43
1:AA:1036:G:C8	1:AA:1037:C:C4	3.07	0.43
1:AA:1275:A:C6	1:AA:1276:G:C5	3.07	0.43
1:AA:1435:G:H2'	1:AA:1436:U:H6	1.83	0.43
8:AK:103:VAL:HG21	8:AK:110:ALA:HB2	2.01	0.43
15:AR:66:LEU:HD12	15:AR:66:LEU:HA	1.82	0.43
18:AU:43:PHE:O	18:AU:51:LEU:HG	2.19	0.43
21:AX:15:ARG:CG	21:AX:15:ARG:NH1	2.66	0.43
22:AB:85:C:C5	25:BA:2555:U:C2	3.07	0.43
25:BA:411:G:H4'	25:BA:412:A:OP1	2.19	0.43
25:BA:611:C:C2'	25:BA:612:G:H5'	2.49	0.43
25:BA:989:G:N7	49:BX:13:ILE:HD11	2.34	0.43
25:BA:996:A:H4'	40:B1:92:ARG:NE	2.34	0.43
25:BA:1087:G:C5	25:BA:1089:G:H1'	2.53	0.43
25:BA:1271:G:O3'	25:BA:1272:A:H4'	2.18	0.43
25:BA:2283:C:N3	25:BA:2389:G:C2	2.86	0.43
25:BA:2309:A:N6	25:BA:2310:A:N6	2.67	0.43
25:BA:2318:G:N2	38:BQ:2:ALA:CA	2.82	0.43
25:BA:2517:C:C2	25:BA:2542:A:N6	2.87	0.43
25:BA:2645:G:N2	25:BA:2767:C:OP2	2.51	0.43
27:BD:34:VAL:C	27:BD:35:LYS:HG3	2.39	0.43
27:BD:92:ILE:HD12	27:BD:104:TYR:CD2	2.54	0.43
27:BD:172:TYR:CD1	27:BD:186:HIS:HA	2.53	0.43
29:BF:40:GLN:OE1	29:BF:184:TYR:CB	2.67	0.43
30:BG:67:LYS:CE	50:B4:6:HIS:NE2	2.82	0.43
33:BM:89:LYS:O	33:BM:93:THR:HG22	2.17	0.43

*Continued on next page...*

*Continued from previous page...*

Atom-1	Atom-2	Interatomic distance (Å)	Clash overlap (Å)
33:BM:114:ARG:O	33:BM:115:ARG:HB2	2.18	0.43
36:BP:66:ILE:O	36:BP:104:PHE:N	2.51	0.43
37:B0:72:ASP:O	37:B0:76:VAL:HG23	2.19	0.43
37:B0:104:ARG:HD3	37:B0:111:LEU:HD21	2.01	0.43
39:BR:22:PHE:CE1	39:BR:52:ILE:HD11	2.53	0.43
41:B2:3:ALA:HB1	41:B2:38:LEU:HD11	2.01	0.43
43:BT:9:LEU:O	48:BW:36:ARG:NE	2.51	0.43
44:BU:33:LYS:H	44:BU:33:LYS:HG3	1.58	0.43
45:BV:6:LYS:O	45:BV:7:ALA:HB2	2.17	0.43
45:BV:82:ARG:O	45:BV:82:ARG:HG3	2.17	0.43
51:B5:40:LYS:HZ3	51:B5:46:CYS:CB	2.32	0.43
1:CA:38:G:H4'	1:CA:547:A:N6	2.33	0.43
1:CA:115:G:H1'	1:CA:116:A:N7	2.34	0.43
1:CA:853:G:C2	1:CA:854:G:C8	3.07	0.43
1:CA:949:A:H1'	1:CA:1364:U:H3	1.83	0.43
1:CA:961:U:O2	1:CA:1201:A:N1	2.51	0.43
1:CA:1057:G:C5	1:CA:1204:A:C2	3.06	0.43
1:CA:1162:C:C2	1:CA:1175:G:N2	2.86	0.43
1:CA:1324:A:C6	1:CA:1325:C:C4	3.07	0.43
2:CE:21:ARG:HB3	2:CE:39:ILE:HA	1.98	0.43
7:CJ:78:ARG:HB2	7:CJ:156:TRP:HZ3	1.82	0.43
7:CJ:138:LYS:HE2	7:CJ:142:GLU:CD	2.39	0.43
9:CL:14:VAL:O	9:CL:65:VAL:HA	2.18	0.43
10:CM:3:LYS:HE2	10:CM:77:PRO:CD	2.48	0.43
10:CM:16:LEU:O	10:CM:20:ALA:HB3	2.19	0.43
10:CM:75:ILE:HG13	10:CM:76:ASN:N	2.33	0.43
16:CS:34:GLU:OE2	16:CS:55:ARG:HD3	2.19	0.43
20:CW:36:LEU:HD13	20:CW:36:LEU:HA	1.92	0.43
23:CD:22:A:N1	23:CD:47:G:H2'	2.33	0.43
23:CD:59:A:O2'	23:CD:61:U:H5	2.02	0.43
25:DA:66:C:C4	25:DA:67:U:C5	3.07	0.43
25:DA:460:A:P	53:D7:41:ARG:HH22	2.41	0.43
25:DA:527:C:H4'	25:DA:528:A:O5'	2.19	0.43
25:DA:807:U:C2	25:DA:808:G:C8	3.06	0.43
25:DA:986:C:O2'	25:DA:987:G:H5'	2.19	0.43
25:DA:1006:C:C2	25:DA:1138:G:C2	3.07	0.43
25:DA:1168:G:C2	25:DA:1182:A:C2	3.05	0.43
25:DA:1239:G:H2'	25:DA:1240:U:O4'	2.17	0.43
25:DA:1593:G:C2	25:DA:1594:G:C4	3.06	0.43
25:DA:2130:U:O2'	25:DA:2133:G:O2'	2.34	0.43
25:DA:2571:C:H6	25:DA:2571:C:H5''	1.84	0.43

*Continued on next page...*

*Continued from previous page...*

Atom-1	Atom-2	Interatomic distance (Å)	Clash overlap (Å)
27:DD:61:LEU:HD12	27:DD:61:LEU:HA	1.82	0.43
28:DE:3:GLY:HA3	28:DE:81:ILE:HD13	2.01	0.43
28:DE:33:VAL:HG11	28:DE:88:GLY:CA	2.48	0.43
30:DG:23:PHE:HB2	30:DG:25:TYR:CZ	2.54	0.43
35:DO:68:GLN:CG	54:D8:12:LYS:HG2	2.48	0.43
35:DO:97:PRO:HB3	35:DO:106:LEU:HD21	2.00	0.43
36:DP:112:GLU:H	36:DP:112:GLU:HG2	1.51	0.43
43:DT:67:GLY:O	43:DT:69:TYR:N	2.47	0.43
44:DU:12:THR:OG1	44:DU:26:LYS:HE2	2.17	0.43
1:AA:241:C:H42	1:AA:285:G:H1	1.66	0.43
1:AA:406:G:C6	1:AA:495:A:C8	3.06	0.43
1:AA:606:G:H2'	1:AA:606:G:N3	2.34	0.43
1:AA:691:G:H1'	1:AA:696:A:N6	2.34	0.43
1:AA:1047:G:O2'	1:AA:1048:G:H5'	2.18	0.43
1:AA:1320:C:N4	19:AV:36:ARG:HG3	2.33	0.43
1:AA:1376:U:H2'	1:AA:1377:A:C8	2.53	0.43
1:AA:1449:C:H2'	1:AA:1450:U:O4'	2.18	0.43
2:AE:82:ARG:HG2	2:AE:92:TYR:CE1	2.54	0.43
2:AE:82:ARG:HG2	2:AE:92:TYR:OH	2.18	0.43
3:AF:15:THR:HG23	3:AF:15:THR:O	2.19	0.43
8:AK:100:ILE:HA	8:AK:101:PRO:HD3	1.89	0.43
9:AL:111:ARG:O	9:AL:113:LYS:HD2	2.18	0.43
19:AV:37:ARG:H	19:AV:37:ARG:HG3	1.48	0.43
23:AC:59:A:N6	23:AC:62:C:O2	2.52	0.43
25:BA:404:C:C1'	25:BA:405:U:OP2	2.66	0.43
25:BA:898:C:C3'	25:BA:899:A:H5'	2.49	0.43
25:BA:943:U:OP2	35:BO:36:LYS:HE3	2.19	0.43
25:BA:1818:U:H4'	25:BA:1821:A:H1'	2.00	0.43
25:BA:2115:G:H2'	25:BA:2116:G:C8	2.43	0.43
25:BA:2364:C:H2'	25:BA:2365:G:O4'	2.18	0.43
25:BA:2389:G:H5''	25:BA:2390:U:O4'	2.18	0.43
25:BA:2591:C:P	27:BD:239:ARG:HG3	2.58	0.43
27:BD:33:LEU:CD1	27:BD:34:VAL:N	2.82	0.43
27:BD:45:ASN:OD1	27:BD:45:ASN:C	2.56	0.43
27:BD:48:ARG:O	27:BD:50:THR:HG23	2.18	0.43
30:BG:32:PRO:HG3	30:BG:163:ALA:HB2	2.01	0.43
30:BG:77:ILE:O	30:BG:78:SER:C	2.57	0.43
30:BG:145:THR:O	30:BG:146:TYR:HB3	2.18	0.43
31:BH:30:LYS:NZ	31:BH:83:TYR:HE2	2.16	0.43
35:BO:29:LYS:HB3	35:BO:30:THR:H	1.47	0.43
39:BR:16:ARG:HG3	39:BR:16:ARG:NH1	2.33	0.43

*Continued on next page...*

*Continued from previous page...*

Atom-1	Atom-2	Interatomic distance (Å)	Clash overlap (Å)
39:BR:91:ARG:O	39:BR:116:ALA:HA	2.18	0.43
1:CA:15:G:H4'	5:CH:24:ARG:HH12	1.83	0.43
1:CA:24:U:H2'	1:CA:25:C:C6	2.54	0.43
1:CA:39:G:N7	1:CA:547:A:H8	2.16	0.43
1:CA:123:C:O5'	1:CA:123:C:H6	2.00	0.43
1:CA:586:C:O2'	1:CA:878:G:H4'	2.19	0.43
1:CA:1002:G:H1	1:CA:1038:C:N4	2.17	0.43
1:CA:1252:A:H2'	1:CA:1253:G:O5'	2.19	0.43
3:CF:54:ARG:HB2	3:CF:69:HIS:CG	2.54	0.43
6:CI:2:ARG:NH2	6:CI:69:GLU:HG3	2.33	0.43
12:CO:47:LYS:CB	12:CO:48:PRO:CD	2.95	0.43
18:CU:87:ARG:HD3	18:CU:87:ARG:HA	1.70	0.43
19:CV:45:VAL:HA	19:CV:62:ILE:CG2	2.47	0.43
19:CV:48:THR:HG22	19:CV:61:TYR:CD1	2.54	0.43
20:CW:41:ILE:HG13	20:CW:41:ILE:H	1.59	0.43
23:CC:18:C:O2'	23:CC:19:G:C5'	2.66	0.43
25:DA:26:G:O2'	25:DA:27:G:H5'	2.19	0.43
25:DA:184:C:H2'	25:DA:185:U:C6	2.54	0.43
25:DA:479:A:N3	25:DA:481:G:H5''	2.33	0.43
25:DA:577:G:O2'	25:DA:1254:A:OP1	2.37	0.43
25:DA:590:A:H2'	25:DA:591:C:O4'	2.19	0.43
25:DA:616:A:C4	29:DF:180:GLY:HA2	2.54	0.43
25:DA:778:G:H2'	25:DA:779:U:H6	1.83	0.43
25:DA:797:C:H2'	25:DA:798:G:O4'	2.19	0.43
25:DA:1041:C:H2'	25:DA:1042:G:H8	1.83	0.43
25:DA:1225:C:H5''	41:D2:85:LYS:HD3	1.99	0.43
25:DA:1247:A:C2	25:DA:1249:U:C6	3.07	0.43
25:DA:1262:A:C2	51:D5:10:LYS:HE3	2.54	0.43
25:DA:1356:G:C6	25:DA:1357:U:C4	3.06	0.43
25:DA:1545:A:N7	25:DA:1545(A):A:C6	2.87	0.43
25:DA:1559:G:O2'	25:DA:1560:G:H5'	2.18	0.43
25:DA:2015:A:N3	51:D5:6:VAL:HG23	2.33	0.43
25:DA:2211:G:H3'	25:DA:2212:A:C2	2.52	0.43
25:DA:2656:U:C4	25:DA:2664:G:N2	2.86	0.43
25:DA:2658:C:H5''	31:DH:158:HIS:HE1	1.82	0.43
25:DA:2682:U:H5'	28:DE:11:MET:HB3	2.00	0.43
25:DA:2721:A:H1'	25:DA:2873:A:O2'	2.19	0.43
27:DD:31:LYS:HB2	27:DD:31:LYS:HZ2	1.82	0.43
27:DD:85:ASP:HA	27:DD:86:PRO:HD2	1.85	0.43
28:DE:47:VAL:O	28:DE:80:GLU:CB	2.67	0.43
28:DE:201:THR:C	28:DE:202:LYS:HD2	2.38	0.43

*Continued on next page...*



*Continued from previous page...*

Atom-1	Atom-2	Interatomic distance (Å)	Clash overlap (Å)
29:DF:102:PRO:O	29:DF:105:VAL:N	2.52	0.43
29:DF:182:ASN:O	29:DF:186:ILE:HG12	2.19	0.43
30:DG:161:THR:HG22	30:DG:163:ALA:N	2.13	0.43
32:DK:76:THR:CG2	32:DK:139:GLN:O	2.66	0.43
32:DK:128:LEU:HD13	32:DK:128:LEU:HA	1.85	0.43
34:DN:68:GLU:HB3	34:DN:78:ARG:HB3	2.00	0.43
36:DP:139:GLU:OE1	45:DV:76:LEU:HD21	2.18	0.43
43:DT:65:ARG:HB3	43:DT:70:LEU:HA	2.01	0.43
47:DZ:67:ILE:N	47:DZ:68:PRO:CD	2.80	0.43
51:D5:34:PRO:HG2	51:D5:35:GLU:OE2	2.19	0.43
54:D8:30:ARG:O	54:D8:30:ARG:CG	2.67	0.43
1:AA:31:G:O2'	1:AA:48:C:N4	2.51	0.43
1:AA:376:G:C5'	16:AS:5:ARG:HD2	2.45	0.43
1:AA:475:G:H2'	1:AA:476:G:C8	2.54	0.43
1:AA:560:U:H5'	1:AA:566:G:N2	2.34	0.43
1:AA:874:G:C6	1:AA:875:C:C4	3.07	0.43
1:AA:1279:A:H5'	10:AM:7:LYS:NZ	2.34	0.43
2:AE:80:ILE:CD1	2:AE:208:ILE:HG23	2.46	0.43
5:AH:100:VAL:HG23	5:AH:116:THR:O	2.18	0.43
9:AL:95:LYS:HE2	9:AL:95:LYS:HB2	1.67	0.43
10:AM:48:THR:HG23	10:AM:62:HIS:CG	2.54	0.43
20:AW:45:GLN:HB2	20:AW:91:LEU:HD13	2.00	0.43
22:AB:13:G:N2	22:AB:23:A:C8	2.87	0.43
23:AD:10:G:N1	23:AD:27:G:N2	2.67	0.43
23:AD:39:A:H2'	23:AD:40:C:O5'	2.19	0.43
25:BA:271(C):U:C2'	25:BA:271:G:OP1	2.66	0.43
25:BA:583:G:OP2	40:B1:10:ARG:HD2	2.19	0.43
25:BA:609:A:H2'	25:BA:609(A):G:O4'	2.18	0.43
25:BA:755:C:C2'	25:BA:756:C:H5'	2.49	0.43
25:BA:817:C:O2'	25:BA:839:U:H5''	2.19	0.43
25:BA:950:G:H2'	25:BA:951:C:C6	2.54	0.43
25:BA:1136:G:H2'	25:BA:1136:G:N3	2.34	0.43
25:BA:1474:C:H2'	25:BA:1475:G:H8	1.82	0.43
25:BA:1510:A:H2'	25:BA:1511:A:OP2	2.19	0.43
25:BA:1701:A:H2'	25:BA:1702:G:H5'	2.01	0.43
25:BA:1728:G:H5'	25:BA:1729:A:OP2	2.19	0.43
25:BA:1742:C:H5'	25:BA:1743:G:OP2	2.19	0.43
25:BA:2134:A:N6	25:BA:2157:G:C1'	2.79	0.43
25:BA:2401:U:H2'	25:BA:2402:C:H5''	2.01	0.43
25:BA:2699:C:H2'	25:BA:2700:C:O4'	2.19	0.43
25:BA:2749:A:O2'	31:BH:59:ARG:NE	2.52	0.43

*Continued on next page...*

*Continued from previous page...*

Atom-1	Atom-2	Interatomic distance (Å)	Clash overlap (Å)
25:BA:2755:C:HO2'	25:BA:2756:U:H6	1.67	0.43
25:BA:2810:A:H61	25:BA:2891:G:C2'	2.32	0.43
26:BB:24:G:N7	26:BB:56:G:H2'	2.33	0.43
27:BD:120:GLY:O	27:BD:123:ALA:HB2	2.18	0.43
27:BD:172:TYR:HD1	27:BD:185:VAL:C	2.21	0.43
28:BE:13:ARG:HG3	28:BE:13:ARG:H	1.65	0.43
28:BE:34:VAL:O	28:BE:34:VAL:HG23	2.19	0.43
29:BF:29:ASN:N	29:BF:112:MET:HE3	2.21	0.43
30:BG:67:LYS:HE2	50:B4:6:HIS:NE2	2.27	0.43
30:BG:112:PRO:HB3	50:B4:37:SER:OG	2.18	0.43
30:BG:112:PRO:CB	50:B4:37:SER:H	2.32	0.43
36:BP:4:PRO:HD3	36:BP:70:PRO:O	2.19	0.43
51:B5:3:LYS:O	51:B5:4:HIS:O	2.37	0.43
52:B6:15:GLU:OE1	52:B6:41:PRO:HB3	2.18	0.43
1:CA:160:A:H1'	1:CA:344:A:C5	2.54	0.43
1:CA:413:G:N2	1:CA:429:U:C6	2.86	0.43
1:CA:633:G:C6	1:CA:634:C:N3	2.86	0.43
1:CA:1157:A:N6	1:CA:1178:G:C2	2.87	0.43
2:CE:144:ARG:HG3	2:CE:145:LEU:N	2.33	0.43
2:CE:212:GLN:O	2:CE:216:SER:HB3	2.19	0.43
3:CF:180:ALA:HB1	3:CF:203:PHE:CE1	2.43	0.43
9:CL:70:LYS:O	9:CL:74:ILE:HG13	2.18	0.43
17:CT:11:VAL:HG11	17:CT:88:TYR:CD2	2.53	0.43
17:CT:65:ILE:HG22	17:CT:65:ILE:O	2.18	0.43
18:CU:53:ARG:HH21	18:CU:60:ALA:N	2.17	0.43
20:CW:64:ASP:OD1	20:CW:81:LYS:CD	2.67	0.43
23:CC:18:C:O2'	23:CC:19:G:H5''	2.19	0.43
24:C1:20:U:H2'	24:C1:21:U:C6	2.53	0.43
25:DA:818:G:H4'	25:DA:838:C:O3'	2.18	0.43
25:DA:846:C:N1	25:DA:847:U:C5	2.87	0.43
25:DA:1244:G:C2'	25:DA:1245:G:H5'	2.48	0.43
25:DA:1345:C:C2'	25:DA:1346:G:H5'	2.49	0.43
25:DA:1356:G:C5	25:DA:1357:U:C5	3.07	0.43
25:DA:1528:A:H2'	25:DA:1529:A:O4'	2.19	0.43
25:DA:2322:A:H2'	25:DA:2323:G:O4'	2.19	0.43
25:DA:2563:U:O2	25:DA:2565:A:H8	2.02	0.43
25:DA:2629:A:C8	25:DA:2895:U:C5	3.07	0.43
26:DB:89(A):A:C8	26:DB:90:C:H1'	2.53	0.43
27:DD:89:SER:HB2	27:DD:159:ALA:CB	2.49	0.43
27:DD:125:ILE:O	27:DD:126:GLN:HG3	2.18	0.43
29:DF:157:VAL:HA	29:DF:176:LEU:O	2.18	0.43

*Continued on next page...*

*Continued from previous page...*

Atom-1	Atom-2	Interatomic distance (Å)	Clash overlap (Å)
31:DH:109:PHE:CZ	31:DH:152:ARG:CD	3.01	0.43
32:DK:97:ILE:HD13	32:DK:140:LEU:HD22	2.01	0.43
33:DM:56:ASN:HA	33:DM:125:GLY:H	1.83	0.43
36:DP:23:GLY:HA2	36:DP:24:GLY:HA3	1.74	0.43
48:DW:50:ILE:O	48:DW:54:LYS:HB2	2.18	0.43
52:D6:28:ARG:HD2	52:D6:30:THR:O	2.19	0.43
54:D8:55:ALA:O	54:D8:58:ILE:HG12	2.18	0.43
1:AA:36:C:OP1	12:AO:123:LYS:NZ	2.35	0.43
1:AA:38:G:H4'	1:AA:547:A:N6	2.34	0.43
1:AA:431:A:H2'	1:AA:432:A:O4'	2.19	0.43
1:AA:509:A:H5''	4:AG:55:ALA:HB2	2.01	0.43
1:AA:856:C:H2'	1:AA:857:C:H5'	2.01	0.43
1:AA:1023:G:C3'	1:AA:1024:G:H5''	2.45	0.43
1:AA:1118:C:OP1	9:AL:9:ARG:HD3	2.19	0.43
1:AA:1263:C:O2'	1:AA:1264:C:H5'	2.19	0.43
3:AF:95:THR:HG22	3:AF:96:GLY:H	1.84	0.43
3:AF:189:ALA:O	3:AF:190:ARG:C	2.57	0.43
4:AG:79:PHE:HE1	4:AG:204:ILE:CG1	2.29	0.43
5:AH:91:LEU:HD12	5:AH:120:THR:CG2	2.48	0.43
12:AO:24:VAL:CG1	12:AO:98:TYR:HE2	2.32	0.43
13:AP:64:TRP:CD1	13:AP:64:TRP:N	2.87	0.43
14:AQ:3:ARG:HD3	14:AQ:3:ARG:HA	1.49	0.43
16:AS:12:LYS:O	16:AS:13:HIS:HB2	2.18	0.43
22:AB:53:A:H5''	22:AB:54:G:OP2	2.18	0.43
23:AD:53:G:H1	23:AD:63:C:H42	1.67	0.43
25:BA:8:A:H2'	25:BA:9:U:O4'	2.18	0.43
25:BA:67:U:O4	25:BA:74:A:N1	2.52	0.43
25:BA:382:G:N2	25:BA:393:C:C2	2.86	0.43
25:BA:986:C:C2'	25:BA:987:G:H5'	2.48	0.43
25:BA:1021:A:H3'	25:BA:1021:A:H8	1.83	0.43
25:BA:1263:U:H1'	51:B5:10:LYS:HG3	2.00	0.43
25:BA:1952:A:C6	34:BN:22:ILE:CD1	3.02	0.43
25:BA:2037:G:H2'	25:BA:2038:G:H8	1.83	0.43
25:BA:2147:G:H2'	25:BA:2148:G:O4'	2.19	0.43
25:BA:2212:A:N3	25:BA:2215:G:C2	2.87	0.43
25:BA:2262:U:H4'	25:BA:2328:A:H2	1.83	0.43
25:BA:2279:G:OP2	46:B3:11:ARG:NH2	2.51	0.43
25:BA:2881:C:O2'	37:B0:96:ARG:HA	2.18	0.43
26:BB:6:C:H2'	26:BB:7:G:H5''	2.01	0.43
27:BD:69:ARG:HH12	27:BD:117:VAL:HG13	1.84	0.43
27:BD:158:ALA:HB3	27:BD:161:THR:HG21	2.01	0.43

*Continued on next page...*

*Continued from previous page...*

Atom-1	Atom-2	Interatomic distance (Å)	Clash overlap (Å)
28:BE:75:VAL:CG2	28:BE:76:ARG:H	2.16	0.43
29:BF:34:TRP:CH2	35:BO:8:PRO:HB3	2.54	0.43
32:BK:88:ILE:HG22	32:BK:90:GLY:N	2.34	0.43
33:BM:130:HIS:HB3	33:BM:134:ARG:NH1	2.20	0.43
35:BO:26:GLY:O	35:BO:28:GLY:N	2.52	0.43
35:BO:64:LYS:CD	54:B8:25:MET:CE	2.81	0.43
36:BP:58:PHE:O	36:BP:58:PHE:CD1	2.72	0.43
44:BU:38:ILE:O	44:BU:38:ILE:HG12	2.19	0.43
44:BU:76:CYS:CB	44:BU:77:PRO:CD	2.97	0.43
46:B3:24:LYS:O	46:B3:25:ARG:HD3	2.18	0.43
50:B4:48:ARG:O	50:B4:51:ASP:HB3	2.18	0.43
1:CA:17:U:H2'	1:CA:18:C:C6	2.53	0.43
1:CA:197:A:N1	1:CA:221:C:H4'	2.33	0.43
1:CA:406:G:H5'	4:CG:5:ILE:CG2	2.49	0.43
1:CA:915:A:H2'	1:CA:916:G:O5'	2.19	0.43
1:CA:1205:U:C6	1:CA:1205:U:H3'	2.54	0.43
1:CA:1220:G:O3'	19:CV:36:ARG:HD3	2.18	0.43
1:CA:1327:C:H2'	1:CA:1328:C:H6	1.82	0.43
12:CO:117:ARG:NH2	12:CO:124:LYS:HA	2.33	0.43
25:DA:270(Q):C:H5'	25:DA:270(R):G:OP2	2.19	0.43
25:DA:464:U:H4'	53:D7:5:TRP:CZ3	2.54	0.43
25:DA:675:A:C4	25:DA:804:A:C2	3.07	0.43
25:DA:1000:A:N6	25:DA:1155:A:C8	2.87	0.43
25:DA:1225:C:O3'	41:D2:85:LYS:HD3	2.18	0.43
25:DA:1386:C:OP2	25:DA:1396:U:H5	2.02	0.43
25:DA:1418:G:OP1	25:DA:1588:C:O2'	2.36	0.43
25:DA:2115:G:H1'	25:DA:2171:A:C6	2.54	0.43
25:DA:2688:U:H1'	25:DA:2721:A:N6	2.33	0.43
25:DA:2773:C:OP1	28:DE:166:THR:OG1	2.36	0.43
26:DB:75:G:N1	26:DB:102:G:N2	2.67	0.43
27:DD:35:LYS:CE	27:DD:65:ILE:HG22	2.49	0.43
27:DD:267:SER:C	27:DD:269:PHE:N	2.71	0.43
28:DE:8:LYS:CE	28:DE:188:VAL:HG13	2.48	0.43
28:DE:36:ARG:NH2	28:DE:88:GLY:CA	2.81	0.43
29:DF:4:VAL:CG1	29:DF:17:ARG:HE	2.31	0.43
30:DG:111:LEU:O	30:DG:117:PHE:CD2	2.71	0.43
32:DK:41:GLU:H	32:DK:41:GLU:HG3	1.53	0.43
33:DM:128:HIS:HE2	33:DM:134:ARG:CD	2.30	0.43
34:DN:79:PHE:HD2	39:DR:72:VAL:HG22	1.84	0.43
39:DR:16:ARG:HH21	39:DR:19:LEU:HD11	1.83	0.43
40:D1:58:ARG:HA	40:D1:61:TRP:CE3	2.54	0.43

*Continued on next page...*

*Continued from previous page...*

Atom-1	Atom-2	Interatomic distance (Å)	Clash overlap (Å)
42:DS:59:VAL:HG13	42:DS:60:ASN:N	2.33	0.43
47:DZ:4:VAL:HG12	47:DZ:11:ARG:CB	2.46	0.43
54:D8:58:ILE:HG12	54:D8:58:ILE:H	1.66	0.43
1:AA:24:U:O2'	1:AA:25:C:H5'	2.19	0.43
1:AA:102:G:C6	1:AA:103:C:C4	3.07	0.43
1:AA:232:G:H1'	1:AA:262:A:N1	2.33	0.43
1:AA:547:A:OP2	4:AG:2:GLY:HA2	2.18	0.43
1:AA:823:G:H21	8:AK:1:MET:CE	2.19	0.43
1:AA:974:A:O2'	1:AA:975:A:OP2	2.34	0.43
1:AA:1028(A):C:N3	1:AA:1028(B):C:N4	2.66	0.43
1:AA:1111:A:N6	3:AF:177:THR:HA	2.33	0.43
3:AF:108:ASN:ND2	3:AF:144:SER:OG	2.51	0.43
4:AG:4:TYR:CZ	4:AG:5:ILE:O	2.72	0.43
6:AI:23:LYS:HB2	6:AI:23:LYS:NZ	2.34	0.43
6:AI:75:LEU:HD22	6:AI:79:LEU:HG	2.00	0.43
9:AL:22:GLY:O	9:AL:57:GLY:O	2.37	0.43
11:AN:99:GLN:HG2	11:AN:105:VAL:HG21	2.01	0.43
12:AO:38:THR:O	12:AO:79:GLU:HG3	2.18	0.43
14:AQ:26:ARG:HD2	14:AQ:47:LEU:HD11	2.00	0.43
16:AS:20:VAL:HG22	16:AS:32:TYR:HB2	2.01	0.43
17:AT:26:GLN:HG2	17:AT:37:LYS:HG2	2.00	0.43
19:AV:30:LEU:H	19:AV:30:LEU:CD1	2.31	0.43
19:AV:42:PRO:HD3	50:B4:63:TYR:CE1	2.54	0.43
19:AV:44:MET:O	19:AV:47:HIS:HB2	2.19	0.43
23:AC:17:C:O2'	23:AC:18:C:OP1	2.32	0.43
23:AD:8:U:C5	23:AD:13:C:N4	2.86	0.43
25:BA:76:C:HO2'	48:BW:62:THR:HG21	1.83	0.43
25:BA:455:C:N3	25:BA:472:A:H2'	2.34	0.43
25:BA:495:G:H1'	42:BS:57:ASN:HD21	1.83	0.43
25:BA:618:G:H2'	25:BA:618(A):C:O4'	2.19	0.43
25:BA:834:C:C2'	25:BA:835:A:H5'	2.49	0.43
25:BA:856:C:H2'	25:BA:857:C:O5'	2.18	0.43
25:BA:989:G:C5	49:BX:13:ILE:HD12	2.54	0.43
25:BA:1026:U:O2	25:BA:1027:A:H3'	2.18	0.43
25:BA:1448:G:N2	25:BA:1449:A:N6	2.67	0.43
25:BA:1541:U:O2'	25:BA:1542:G:H5'	2.19	0.43
25:BA:1582:C:H2'	25:BA:1583:A:O4'	2.18	0.43
25:BA:1590:U:H2'	25:BA:1591:G:H8	1.81	0.43
25:BA:1925:C:O2'	25:BA:1926:U:H5'	2.18	0.43
25:BA:2701:C:H2'	25:BA:2702:U:H2'	2.01	0.43
25:BA:2822:G:H2'	25:BA:2823:A:H5''	2.01	0.43

*Continued on next page...*

*Continued from previous page...*

Atom-1	Atom-2	Interatomic distance (Å)	Clash overlap (Å)
25:BA:2881:C:N4	25:BA:2882:A:N6	2.66	0.43
26:BB:89(A):A:H8	26:BB:89(A):A:O5'	2.00	0.43
31:BH:161:GLY:O	31:BH:163:TYR:CD1	2.72	0.43
32:BK:73:GLU:HG3	32:BK:137:PRO:CD	2.46	0.43
34:BN:22:ILE:HD12	34:BN:22:ILE:HA	1.63	0.43
34:BN:23:ARG:HG3	34:BN:24:VAL:H	1.83	0.43
35:BO:21:ARG:HB3	35:BO:22:GLY:H	1.57	0.43
39:BR:124:ASP:O	39:BR:127:ALA:N	2.52	0.43
42:BS:29:LEU:O	42:BS:33:ARG:HG3	2.19	0.43
43:BT:26:TYR:HB3	43:BT:92:LEU:HD12	2.00	0.43
51:B5:36:CYS:SG	51:B5:48:GLU:O	2.77	0.43
53:B7:23:ARG:HH11	53:B7:23:ARG:HG2	1.83	0.43
54:B8:61:LEU:O	54:B8:62:LEU:HB2	2.18	0.43
1:CA:397:A:H3'	1:CA:397:A:N3	2.34	0.43
1:CA:578:C:C2	1:CA:579:G:C8	3.07	0.43
1:CA:720:C:O2	18:CU:71:LYS:NZ	2.43	0.43
1:CA:1342:C:H4'	9:CL:125:TYR:HB3	2.01	0.43
3:CF:164:ARG:HH12	3:CF:166:GLU:CD	2.22	0.43
3:CF:182:ILE:HG23	3:CF:202:ILE:O	2.19	0.43
4:CG:118:ARG:HB2	4:CG:118:ARG:HH21	1.83	0.43
4:CG:126:ILE:HG22	4:CG:127:THR:N	2.34	0.43
6:CI:14:LEU:HB2	6:CI:18:GLN:OE1	2.19	0.43
9:CL:45:ALA:O	9:CL:48:GLU:HB2	2.19	0.43
9:CL:97:LYS:HG3	9:CL:98:PRO:CD	2.49	0.43
12:CO:110:VAL:HG21	12:CO:120:TYR:HB3	2.01	0.43
13:CP:19:LEU:O	13:CP:22:ILE:HG13	2.19	0.43
18:CU:70:ILE:O	18:CU:74:ARG:HG3	2.19	0.43
22:CB:70:G:C3'	22:CB:71:U:C6	3.01	0.43
23:CD:8:U:C5	23:CD:13:C:C4	3.06	0.43
23:CD:23:G:C2	23:CD:24:C:C2	3.07	0.43
25:DA:5:A:H61	25:DA:2898:U:H3	1.66	0.43
25:DA:15:G:C2	25:DA:16:G:C8	3.06	0.43
25:DA:30:G:C5	25:DA:31:C:C4	3.07	0.43
25:DA:329:G:C5	44:DU:19:LYS:HG2	2.54	0.43
25:DA:392:C:H5''	25:DA:409:C:H5''	2.00	0.43
25:DA:454:A:H4'	25:DA:455:C:OP2	2.18	0.43
25:DA:558:G:P	33:DM:111:PRO:HD2	2.59	0.43
25:DA:654(A):A:C2	25:DA:654(U):A:N3	2.87	0.43
25:DA:755:C:H2'	25:DA:756:C:H6	1.83	0.43
25:DA:1005:C:O2	25:DA:1143:A:C6	2.71	0.43
25:DA:1048:A:OP2	25:DA:1109:C:N4	2.52	0.43

*Continued on next page...*

*Continued from previous page...*

Atom-1	Atom-2	Interatomic distance (Å)	Clash overlap (Å)
25:DA:1300:U:C4'	25:DA:1301:A:H5''	2.44	0.43
25:DA:1319:G:C6	25:DA:1320:C:N4	2.87	0.43
25:DA:1416:G:C2'	25:DA:1417:C:H6	2.32	0.43
25:DA:1416:G:HO2'	25:DA:1417:C:H6	1.67	0.43
25:DA:1445:C:H2'	25:DA:1446:C:C6	2.53	0.43
25:DA:1557:C:OP2	25:DA:1558:A:O2'	2.36	0.43
25:DA:1779:U:C6	25:DA:1783:A:N7	2.87	0.43
25:DA:2092:U:H4'	25:DA:2093:G:O5'	2.19	0.43
25:DA:2134:A:O2'	25:DA:2159:G:N2	2.52	0.43
25:DA:2136:C:H2'	25:DA:2137:C:C6	2.54	0.43
25:DA:2574:G:O2'	28:DE:143:ASN:HB3	2.19	0.43
25:DA:2658:C:H5''	31:DH:158:HIS:CE1	2.54	0.43
28:DE:48:GLN:CG	28:DE:78:LEU:HB2	2.49	0.43
29:DF:51:THR:CG2	29:DF:92:PRO:HD2	2.48	0.43
31:DH:37:VAL:HG22	31:DH:38:SER:H	1.84	0.43
32:DK:145:VAL:O	32:DK:146:ALA:HB3	2.19	0.43
34:DN:2:ILE:HD11	34:DN:82:ASN:ND2	2.34	0.43
34:DN:119:PRO:HB2	39:DR:68:TYR:CE2	2.54	0.43
35:DO:97:PRO:HG3	35:DO:112:LEU:HB2	2.01	0.43
36:DP:61:GLY:HA2	36:DP:62:GLY:HA3	1.71	0.43
38:DQ:93:LYS:HB2	38:DQ:93:LYS:HE3	1.72	0.43
39:DR:33:LYS:HE2	39:DR:42:ILE:HD11	2.01	0.43
41:D2:19:LYS:H	41:D2:19:LYS:HG3	1.49	0.43
47:DZ:6:GLU:O	47:DZ:91:LYS:HE2	2.18	0.43
47:DZ:82:LEU:HB2	47:DZ:83:GLU:H	1.69	0.43
48:DW:17:SER:CB	48:DW:21:LEU:H	2.32	0.43
50:D4:32:TYR:HB3	50:D4:33:VAL:H	1.59	0.43
50:D4:42:PHE:O	50:D4:43:TYR:HB3	2.18	0.43
52:D6:34:LEU:O	52:D6:35:GLU:HB2	2.18	0.43
1:AA:687:A:H2'	1:AA:701:C:H41	1.84	0.42
1:AA:1202:G:H2'	1:AA:1203:C:O5'	2.18	0.42
1:AA:1310:G:O2'	1:AA:1311:G:H5'	2.18	0.42
1:AA:1417:G:N2	1:AA:1482:G:H2'	2.34	0.42
4:AG:108:LEU:HD12	4:AG:174:LEU:HD13	2.01	0.42
4:AG:145:GLU:HB2	4:AG:184:LYS:HZ2	1.84	0.42
9:AL:77:ILE:O	9:AL:81:ILE:HG12	2.19	0.42
17:AT:27:PHE:CE1	17:AT:36:ILE:HD11	2.54	0.42
19:AV:43:GLU:H	19:AV:43:GLU:HG2	1.42	0.42
25:BA:96:G:C2	25:BA:97:C:C6	3.06	0.42
25:BA:221:A:C4	25:BA:266:G:N7	2.87	0.42
25:BA:343:C:O2'	25:BA:344:G:H5'	2.18	0.42

*Continued on next page...*

*Continued from previous page...*

Atom-1	Atom-2	Interatomic distance (Å)	Clash overlap (Å)
25:BA:882:G:H1	25:BA:894:C:H42	1.67	0.42
25:BA:984:A:H5''	25:BA:985:C:H5	1.84	0.42
25:BA:1062:G:C2'	25:BA:1063:G:C8	2.98	0.42
25:BA:1209:G:N2	25:BA:1210:A:H62	2.14	0.42
25:BA:1263:U:O2'	51:B5:11:THR:HG23	2.18	0.42
25:BA:1468:C:O2'	25:BA:1469:A:H5'	2.19	0.42
25:BA:1825:A:O4'	27:BD:254:THR:HG21	2.19	0.42
25:BA:2116:G:OP1	25:BA:2165:G:N2	2.50	0.42
25:BA:2156:G:H2'	25:BA:2157:G:N3	2.34	0.42
25:BA:2428:G:H5''	25:BA:2429:G:OP1	2.19	0.42
31:BH:10:PRO:C	31:BH:11:VAL:HG13	2.39	0.42
32:BK:14:ASP:C	32:BK:15:VAL:HG22	2.39	0.42
32:BK:92:VAL:O	32:BK:92:VAL:HG22	2.19	0.42
33:BM:134:ARG:O	33:BM:136:GLU:N	2.52	0.42
35:BO:106:LEU:O	35:BO:106:LEU:HD22	2.19	0.42
36:BP:26:TYR:CE2	36:BP:28:ALA:HB2	2.52	0.42
38:BQ:106:ARG:HH22	38:BQ:107:GLU:HB2	1.77	0.42
40:B1:47:TYR:CD2	40:B1:47:TYR:C	2.92	0.42
41:B2:8:GLY:O	41:B2:10:LYS:HE3	2.19	0.42
41:B2:35:LEU:C	41:B2:37:VAL:N	2.72	0.42
42:BS:45:TYR:CD2	42:BS:45:TYR:C	2.91	0.42
43:BT:11:PRO:HB3	43:BT:92:LEU:CD2	2.49	0.42
1:CA:255:G:O3'	17:CT:17:LYS:HD2	2.20	0.42
1:CA:422:C:O2'	1:CA:423:G:N3	2.51	0.42
1:CA:959:A:H5''	1:CA:960:U:OP2	2.19	0.42
1:CA:974:A:P	14:CQ:41:ARG:HH22	2.42	0.42
1:CA:1084:G:C5	1:CA:1085:U:C4	3.07	0.42
1:CA:1128:C:O2'	1:CA:1129:C:P	2.73	0.42
1:CA:1294:G:C2'	1:CA:1295:G:H5'	2.49	0.42
3:CF:95:THR:O	3:CF:95:THR:HG22	2.19	0.42
9:CL:114:TYR:CE1	10:CM:60:ARG:O	2.71	0.42
13:CP:2:ALA:N	50:D4:32:TYR:HH	2.17	0.42
18:CU:44:LEU:CD2	18:CU:79:LEU:HD13	2.49	0.42
19:CV:11:VAL:HG21	19:CV:16:LEU:HD11	2.01	0.42
23:CC:14:A:C6	23:CC:23:G:C5	3.07	0.42
25:DA:207:A:H2'	25:DA:208:C:O4'	2.19	0.42
25:DA:270(H):C:H2'	25:DA:270(I):G:H8	1.84	0.42
25:DA:270(R):G:H2'	25:DA:270(S):G:H8	1.84	0.42
25:DA:311:A:C6	25:DA:328:U:C4	3.07	0.42
25:DA:483:A:H5''	44:DU:49:VAL:HA	2.01	0.42
25:DA:607:U:C2	25:DA:621:A:N1	2.86	0.42

*Continued on next page...*



*Continued from previous page...*

Atom-1	Atom-2	Interatomic distance (Å)	Clash overlap (Å)
25:DA:777:A:C2	25:DA:778:G:C8	3.07	0.42
25:DA:833:U:O2	35:DO:55:ARG:NH2	2.51	0.42
25:DA:909:A:C4	25:DA:912:C:C5	3.07	0.42
25:DA:943:U:OP2	35:DO:36:LYS:CE	2.66	0.42
25:DA:1043:C:H42	25:DA:1112:G:H1	1.67	0.42
25:DA:1639:U:C2'	25:DA:1640:C:H5'	2.49	0.42
25:DA:1919:A:H5''	25:DA:1920:C:OP2	2.19	0.42
25:DA:2464:C:C2	25:DA:2487:G:C2	3.07	0.42
25:DA:2548:G:C2'	25:DA:2549:G:O5'	2.67	0.42
25:DA:2667:C:N3	31:DH:110:SER:OG	2.43	0.42
25:DA:2690:C:OP2	25:DA:2690:C:H6	2.02	0.42
26:DB:80:U:H2'	26:DB:81:G:H21	1.83	0.42
31:DH:89:ILE:HG21	31:DH:129:THR:HG22	2.01	0.42
38:DQ:49:VAL:HG23	38:DQ:80:LEU:HD12	2.01	0.42
40:D1:17:ILE:HG23	40:D1:39:LEU:HD12	2.01	0.42
40:D1:112:ARG:HD3	41:D2:47:VAL:HG11	2.01	0.42
43:DT:64:LYS:HD3	43:DT:73:ARG:CZ	2.49	0.42
44:DU:61:ILE:HG22	44:DU:62:GLU:OE2	2.18	0.42
48:DW:15:LYS:HA	48:DW:67:LYS:NZ	2.34	0.42
53:D7:43:THR:HG23	53:D7:44:PRO:HD2	2.01	0.42
54:D8:32:LEU:HB2	54:D8:33:ASN:H	1.64	0.42
54:D8:37:SER:O	54:D8:39:LYS:O	2.37	0.42
1:AA:533:A:C2	1:AA:536:C:C6	3.07	0.42
1:AA:782:A:C8	1:AA:783:C:C5	3.07	0.42
1:AA:1219:U:OP1	14:AQ:19:ARG:NH2	2.39	0.42
1:AA:1434:A:H2'	1:AA:1435:G:O4'	2.20	0.42
2:AE:178:ARG:HH11	2:AE:178:ARG:HB2	1.84	0.42
7:AJ:21:VAL:HG23	7:AJ:22:LEU:N	2.34	0.42
15:AR:74:ASP:CB	15:AR:77:ARG:HG2	2.48	0.42
22:AB:24:C:C6	22:AB:24:C:C3'	3.02	0.42
25:BA:116:C:C2'	25:BA:117:G:O5'	2.67	0.42
25:BA:908:C:O2'	25:BA:909:A:H5'	2.19	0.42
25:BA:947:G:N3	25:BA:984:A:H2	2.17	0.42
25:BA:1005:C:O2'	33:BM:28:THR:HG21	2.19	0.42
25:BA:1458:C:H4'	25:BA:1459:G:O5'	2.18	0.42
25:BA:1525:G:O2'	25:BA:1526:G:O5'	2.20	0.42
25:BA:1931:U:C5	25:BA:1969:A:N7	2.81	0.42
25:BA:1976:U:O5'	25:BA:1976:U:H6	2.02	0.42
25:BA:2050:C:H2'	25:BA:2051:A:C8	2.55	0.42
25:BA:2168:G:N2	25:BA:2170:A:C8	2.87	0.42
25:BA:2199:A:H3'	25:BA:2205:C:C6	2.49	0.42

*Continued on next page...*

*Continued from previous page...*

Atom-1	Atom-2	Interatomic distance (Å)	Clash overlap (Å)
25:BA:2250:G:C5	36:BP:82:ARG:HD3	2.54	0.42
25:BA:2286:A:H8	52:B6:37:ARG:HH11	1.66	0.42
25:BA:2401:U:O2	25:BA:2402:C:C5	2.72	0.42
25:BA:2528:U:H2'	25:BA:2530:A:O5'	2.19	0.42
25:BA:2875:C:O2'	39:BR:5:ALA:CB	2.67	0.42
30:BG:61:ALA:O	50:B4:7:PRO:HG3	2.18	0.42
31:BH:6:ARG:NE	31:BH:54:ARG:HH12	2.17	0.42
39:BR:74:ARG:NH1	39:BR:74:ARG:CG	2.73	0.42
40:B1:92:ARG:HH21	41:B2:10:LYS:HG2	1.85	0.42
41:B2:39:LEU:O	41:B2:40:LEU:CD2	2.67	0.42
44:BU:96:ILE:HG23	44:BU:101:LYS:CG	2.36	0.42
45:BV:171:ILE:HG22	45:BV:171:ILE:O	2.19	0.42
50:B4:15:ILE:HG13	50:B4:32:TYR:HA	2.00	0.42
51:B5:40:LYS:CG	51:B5:46:CYS:HB3	2.48	0.42
51:B5:42:PRO:O	51:B5:44:THR:N	2.52	0.42
53:B7:15:THR:HG22	53:B7:16:HIS:CE1	2.54	0.42
1:CA:76:G:C6	1:CA:77:C:C4	3.07	0.42
1:CA:502:G:C2	1:CA:503:C:C2	3.07	0.42
1:CA:543:C:C2'	1:CA:544:G:H5'	2.48	0.42
1:CA:593:G:C2	1:CA:647:C:O2	2.72	0.42
1:CA:1097:C:OP1	2:CE:137:ARG:NH2	2.53	0.42
1:CA:1127:G:H2	1:CA:1144:G:N2	2.18	0.42
1:CA:1152:A:OP1	10:CM:68:HIS:CE1	2.72	0.42
1:CA:1199:U:H4'	10:CM:54:PHE:CD1	2.54	0.42
1:CA:1250:A:H4'	9:CL:68:GLY:H	1.83	0.42
1:CA:1300:G:C6	1:CA:1334:G:C5	3.06	0.42
1:CA:1386:G:H2'	1:CA:1387:G:H8	1.84	0.42
2:CE:168:THR:HG23	2:CE:192:SER:CB	2.49	0.42
4:CG:59:ARG:NH2	4:CG:66:ARG:HH12	2.17	0.42
8:CK:13:ILE:O	8:CK:17:THR:HG23	2.19	0.42
8:CK:58:TYR:O	8:CK:59:LEU:HD23	2.18	0.42
10:CM:46:ARG:HA	10:CM:64:GLU:HA	2.01	0.42
16:CS:43:LYS:HA	16:CS:48:TRP:HB3	2.01	0.42
23:CC:14:A:C4	23:CC:23:G:C2	3.07	0.42
23:CC:50:G:N1	23:CC:51:U:O2	2.51	0.42
25:DA:362:U:C6	25:DA:362:U:C3'	3.03	0.42
25:DA:702:G:C2	25:DA:731:C:C2	3.07	0.42
25:DA:1019:U:HO2'	25:DA:1021:A:H2	1.59	0.42
25:DA:1043:C:H2'	25:DA:1044:G:C5'	2.49	0.42
25:DA:1131:G:N2	25:DA:1132:A:N3	2.67	0.42
25:DA:1140:C:H4'	25:DA:1143:A:N7	2.34	0.42

*Continued on next page...*

*Continued from previous page...*

Atom-1	Atom-2	Interatomic distance (Å)	Clash overlap (Å)
25:DA:1360:A:N6	25:DA:1371:G:H1'	2.35	0.42
25:DA:1416:G:O2'	25:DA:1417:C:C6	2.72	0.42
25:DA:1935:G:H1'	25:DA:1964:G:N2	2.34	0.42
25:DA:2015:A:N3	51:D5:6:VAL:CG2	2.83	0.42
25:DA:2209:C:C2	25:DA:2216:G:C2	3.07	0.42
25:DA:2393:A:H4'	35:DO:62:LEU:N	2.33	0.42
25:DA:2439:A:H5'	25:DA:2439:A:H8	1.75	0.42
26:DB:41:U:C4	30:DG:70:VAL:HG23	2.54	0.42
28:DE:54:GLN:HA	28:DE:54:GLN:NE2	2.34	0.42
28:DE:131:ALA:HB1	28:DE:135:HIS:CE1	2.53	0.42
29:DF:79:GLY:HA2	29:DF:86:GLY:CA	2.48	0.42
32:DK:104:GLN:HE21	32:DK:104:GLN:HB2	1.68	0.42
36:DP:28:ALA:O	36:DP:29:PHE:CG	2.71	0.42
38:DQ:97:ARG:O	38:DQ:100:ALA:HB3	2.19	0.42
43:DT:66:LEU:HD23	43:DT:66:LEU:HA	1.81	0.42
51:D5:31:VAL:CG1	51:D5:42:PRO:HG3	2.48	0.42
1:AA:60:A:H4'	1:AA:61:G:OP1	2.18	0.42
1:AA:540:G:H2'	1:AA:541:G:O4'	2.19	0.42
1:AA:1125:U:O4	10:AM:5:ARG:CD	2.68	0.42
1:AA:1149:C:P	9:AL:9:ARG:NH2	2.91	0.42
1:AA:1372:U:OP1	9:AL:72:GLY:N	2.50	0.42
2:AE:95:GLN:HE21	2:AE:147:LYS:HE3	1.84	0.42
3:AF:126:ARG:CG	3:AF:126:ARG:NH1	2.65	0.42
4:AG:100:ARG:NH1	4:AG:137:SER:HA	2.35	0.42
8:AK:10:LEU:N	8:AK:10:LEU:HD23	2.34	0.42
8:AK:51:VAL:HG23	8:AK:52:ASP:N	2.34	0.42
8:AK:64:LYS:O	8:AK:65:TYR:CD1	2.72	0.42
11:AN:91:ARG:HG3	11:AN:91:ARG:HH11	1.83	0.42
17:AT:67:LYS:O	17:AT:68:ARG:HB3	2.19	0.42
19:AV:66:MET:HB3	19:AV:74:PHE:HZ	1.83	0.42
23:AC:77:A:C5'	23:AC:77:A:H8	2.32	0.42
23:AD:23:G:H2'	23:AD:24:C:H6	1.84	0.42
25:BA:24:G:O2'	25:BA:25:U:H5'	2.19	0.42
25:BA:783:A:C8	25:BA:783:A:C3'	3.02	0.42
25:BA:1070:A:H2'	25:BA:1097:U:OP1	2.20	0.42
25:BA:1665:A:C2'	25:BA:1666:G:H5'	2.49	0.42
25:BA:1705:G:C6	25:BA:1706:U:C4	3.07	0.42
25:BA:2169:A:C5	25:BA:2170:A:C2	3.07	0.42
25:BA:2401:U:H2'	25:BA:2402:C:H6	1.85	0.42
25:BA:2584:U:O2	25:BA:2584:U:O4'	2.37	0.42
27:BD:181:GLU:CB	27:BD:272:ALA:HB3	2.49	0.42

*Continued on next page...*

*Continued from previous page...*

Atom-1	Atom-2	Interatomic distance (Å)	Clash overlap (Å)
32:BK:14:ASP:O	32:BK:15:VAL:HG22	2.18	0.42
33:BM:39:ARG:HA	33:BM:40:PRO:HD3	1.85	0.42
36:BP:66:ILE:H	36:BP:104:PHE:HA	1.83	0.42
37:B0:98:LEU:HD11	51:B5:54:GLY:HA3	2.01	0.42
38:BQ:66:ALA:O	38:BQ:69:VAL:HG13	2.19	0.42
44:BU:42:VAL:CG2	44:BU:67:LEU:HD11	2.49	0.42
45:BV:105:VAL:CG1	45:BV:140:ASP:HB3	2.50	0.42
45:BV:164:ALA:O	45:BV:165:VAL:CG1	2.66	0.42
48:BW:42:GLY:C	48:BW:44:LEU:H	2.21	0.42
51:B5:3:LYS:HA	51:B5:3:LYS:CE	2.40	0.42
53:B7:8:ASN:ND2	53:B7:11:LYS:N	2.52	0.42
1:CA:16:A:N1	1:CA:919:A:C2	2.85	0.42
1:CA:188:U:O2'	1:CA:189:U:C5'	2.65	0.42
1:CA:302:G:H4'	12:CO:17:LYS:HE3	2.01	0.42
1:CA:342:C:H42	1:CA:347:G:H1	1.68	0.42
1:CA:450:G:H2'	1:CA:451:A:OP1	2.19	0.42
1:CA:484:G:C8	1:CA:486:U:C2	3.07	0.42
1:CA:900:A:H2'	1:CA:901:A:C8	2.54	0.42
1:CA:937:A:C2	1:CA:1379:G:O6	2.72	0.42
1:CA:1084:G:C4	1:CA:1085:U:C5	3.08	0.42
1:CA:1148:U:C4	1:CA:1149:C:C2	3.07	0.42
1:CA:1286:A:C2	21:CX:18:TYR:OH	2.72	0.42
1:CA:1368:G:C2'	1:CA:1369:C:H5'	2.50	0.42
3:CF:90:GLU:O	3:CF:93:LYS:HB3	2.19	0.42
4:CG:4:TYR:O	4:CG:4:TYR:CG	2.72	0.42
8:CK:112:LEU:HD12	8:CK:114:THR:CG2	2.50	0.42
12:CO:28:LYS:O	12:CO:29:GLY:C	2.57	0.42
22:CB:26:C:C4	22:CB:27:G:C2	3.08	0.42
23:CD:15:G:C5	23:CD:16:C:H5	2.36	0.42
23:CD:31:G:N2	23:CD:42:C:N3	2.66	0.42
25:DA:363(B):G:C2	25:DA:363(C):G:C4	3.08	0.42
25:DA:977:G:O6	25:DA:987:G:C6	2.72	0.42
25:DA:1204:A:N1	25:DA:1241:A:N1	2.67	0.42
25:DA:1575:C:H2'	25:DA:1576:U:C6	2.55	0.42
25:DA:2012:G:P	42:DS:11:ARG:HH22	2.42	0.42
25:DA:2121:G:H2'	25:DA:2122:U:C6	2.54	0.42
25:DA:2335:A:N7	25:DA:2337:G:C5	2.87	0.42
26:DB:40:U:H1'	26:DB:46:A:N1	2.34	0.42
28:DE:66:HIS:CE1	28:DE:71:GLY:HA2	2.54	0.42
32:DK:76:THR:HG23	32:DK:77:LEU:N	2.34	0.42
35:DO:21:ARG:HE	35:DO:21:ARG:CA	2.20	0.42

*Continued on next page...*

*Continued from previous page...*

Atom-1	Atom-2	Interatomic distance (Å)	Clash overlap (Å)
35:DO:97:PRO:HG3	35:DO:112:LEU:HD12	1.99	0.42
36:DP:43:THR:HG22	36:DP:94:VAL:HG12	2.00	0.42
36:DP:102:VAL:O	36:DP:102:VAL:CG1	2.66	0.42
38:DQ:42:ASP:C	38:DQ:44:LYS:H	2.22	0.42
43:DT:63:LYS:H	43:DT:63:LYS:CE	2.27	0.42
47:DZ:92:LYS:O	47:DZ:94:LEU:N	2.52	0.42
53:D7:1:MET:HA	53:D7:1:MET:CE	2.49	0.42
1:AA:647:C:C4	1:AA:648:A:N7	2.88	0.42
1:AA:685:G:H5'	11:AN:39:PRO:O	2.19	0.42
1:AA:690:G:H22	11:AN:55:LYS:NZ	2.17	0.42
1:AA:799:G:C6	1:AA:800:G:C4	3.07	0.42
1:AA:858:G:N1	1:AA:870:U:OP2	2.48	0.42
1:AA:967:C:H4'	9:AL:125:TYR:CE2	2.53	0.42
1:AA:1060:C:P	14:AQ:45:ARG:HH22	2.42	0.42
1:AA:1254:C:H41	10:AM:43:ARG:NH1	2.12	0.42
1:AA:1342:C:H2'	1:AA:1343:G:C8	2.55	0.42
1:AA:1368:G:H5''	9:AL:112:LYS:HB3	2.00	0.42
4:AG:19:LEU:HD21	4:AG:21:LEU:HD12	2.01	0.42
4:AG:86:LYS:HD2	4:AG:86:LYS:N	2.34	0.42
4:AG:162:LEU:CD1	4:AG:181:MET:HB3	2.49	0.42
5:AH:152:ARG:HA	8:AK:64:LYS:HZ2	1.84	0.42
7:AJ:23:VAL:HG13	7:AJ:43:PHE:CE2	2.55	0.42
11:AN:30:VAL:HG21	11:AN:65:ALA:HA	2.00	0.42
23:AC:19:G:C6	23:AC:59:A:C6	3.07	0.42
25:BA:540:G:H3'	25:BA:541:C:H6	1.84	0.42
25:BA:1063:G:C4	25:BA:1064:C:C5	3.07	0.42
25:BA:1449:A:H8	25:BA:1449:A:OP2	2.00	0.42
25:BA:1471:A:H2'	25:BA:1471:A:N3	2.35	0.42
25:BA:1498:C:O4'	25:BA:1577:C:H4'	2.19	0.42
25:BA:2205:C:H42	25:BA:2219:G:H1	1.68	0.42
25:BA:2219:G:H2'	25:BA:2224:G:C5'	2.50	0.42
25:BA:2394:C:OP1	35:BO:62:LEU:CA	2.67	0.42
25:BA:2525:G:N3	25:BA:2525:G:H2'	2.34	0.42
25:BA:2697:G:H2'	25:BA:2698:U:O4'	2.19	0.42
25:BA:2746:U:C2'	25:BA:2747:G:H5'	2.50	0.42
26:BB:59:A:H2'	26:BB:60:C:C6	2.51	0.42
26:BB:82:G:C2'	26:BB:83:G:H5'	2.49	0.42
28:BE:8:LYS:HD2	28:BE:188:VAL:HG22	2.00	0.42
28:BE:152:LYS:HD3	33:BM:77:GLY:HA3	2.02	0.42
30:BG:7:LEU:HB2	30:BG:104:GLU:CD	2.39	0.42
31:BH:154:PRO:O	31:BH:155:SER:CB	2.67	0.42

*Continued on next page...*

*Continued from previous page...*

Atom-1	Atom-2	Interatomic distance (Å)	Clash overlap (Å)
34:BN:26:LYS:O	34:BN:27:GLY:O	2.38	0.42
35:BO:75:ILE:CG1	35:BO:77:ARG:NH1	2.82	0.42
37:B0:117:VAL:HG13	37:B0:118:GLU:N	2.35	0.42
38:BQ:70:GLY:HA2	38:BQ:101:LEU:HD13	2.01	0.42
39:BR:11:GLU:OE1	39:BR:11:GLU:CA	2.67	0.42
43:BT:29:TRP:CZ3	43:BT:78:LYS:CG	3.02	0.42
44:BU:45:VAL:HG12	44:BU:60:PHE:CD1	2.54	0.42
46:B3:64:ASP:HB2	46:B3:85:ALA:HB2	2.02	0.42
52:B6:28:ARG:HH12	52:B6:30:THR:HG22	1.84	0.42
1:CA:189:U:C4	17:CT:72:ARG:CZ	3.03	0.42
1:CA:720:C:O5'	1:CA:720:C:H6	2.03	0.42
1:CA:754:C:H1'	15:CR:69:TYR:CG	2.54	0.42
1:CA:1252:A:C2'	1:CA:1253:G:O5'	2.67	0.42
1:CA:1281:U:H3'	1:CA:1282:C:H5	1.83	0.42
2:CE:163:PHE:HE1	2:CE:215:LEU:HD22	1.85	0.42
3:CF:173:VAL:HG12	3:CF:175:LEU:CD2	2.49	0.42
4:CG:24:GLU:OE1	4:CG:112:VAL:HG21	2.19	0.42
4:CG:110:PHE:CZ	4:CG:182:LYS:HA	2.54	0.42
5:CH:147:ASP:N	5:CH:147:ASP:OD2	2.49	0.42
8:CK:5:PRO:O	8:CK:8:ASP:HB3	2.19	0.42
12:CO:47:LYS:HB3	12:CO:48:PRO:CD	2.42	0.42
12:CO:100:ILE:HG22	12:CO:101:VAL:N	2.33	0.42
13:CP:29:ARG:HD3	13:CP:64:TRP:CE2	2.54	0.42
13:CP:34:LEU:HD13	13:CP:41:PRO:HA	2.02	0.42
23:CC:15:G:C4	23:CC:60:A:C2	3.08	0.42
23:CC:61:U:H6	23:CC:61:U:H2'	1.65	0.42
25:DA:319:C:C2	25:DA:333:G:N2	2.87	0.42
25:DA:1484:G:C6	25:DA:1485:G:C5	3.07	0.42
25:DA:1614:A:H61	42:DS:88:ARG:H	1.67	0.42
25:DA:1915:U:H2'	25:DA:1916:A:O4'	2.20	0.42
25:DA:1952:A:C6	34:DN:22:ILE:HD12	2.54	0.42
25:DA:2211:G:N3	25:DA:2211:G:C2'	2.82	0.42
25:DA:2324:C:H5''	25:DA:2325:G:H5'	2.02	0.42
25:DA:2415:G:C3'	35:DO:66:GLY:HA3	2.50	0.42
26:DB:75:G:C5'	26:DB:75:G:C8	2.98	0.42
28:DE:7:VAL:CG2	39:DR:1:MET:HE3	2.49	0.42
28:DE:47:VAL:HG23	28:DE:84:PHE:O	2.20	0.42
29:DF:66:PRO:O	29:DF:67:GLN:CG	2.67	0.42
29:DF:116:ASP:OD2	35:DO:1:MET:N	2.53	0.42
30:DG:4:ASP:O	30:DG:5:VAL:HB	2.19	0.42
30:DG:116:ASP:O	30:DG:117:PHE:HB3	2.19	0.42

*Continued on next page...*

*Continued from previous page...*

Atom-1	Atom-2	Interatomic distance (Å)	Clash overlap (Å)
32:DK:101:LEU:CD2	32:DK:101:LEU:N	2.82	0.42
33:DM:73:THR:HA	33:DM:83:LYS:O	2.20	0.42
35:DO:9:ASN:O	35:DO:10:PRO:C	2.56	0.42
35:DO:147:LEU:O	35:DO:148:LEU:HD23	2.19	0.42
36:DP:75:THR:CG2	36:DP:88:GLY:HA3	2.49	0.42
38:DQ:88:ASP:CG	38:DQ:89:ARG:N	2.72	0.42
39:DR:3:ARG:HG2	39:DR:6:LEU:HB2	2.01	0.42
40:D1:92:ARG:NE	41:D2:11:GLN:HB2	2.34	0.42
44:DU:61:ILE:CG2	44:DU:62:GLU:H	2.29	0.42
45:DV:76:LEU:N	45:DV:76:LEU:CD2	2.81	0.42
45:DV:115:GLY:N	45:DV:177:PRO:HG2	2.34	0.42
1:AA:789:U:O2	1:AA:789:U:O4'	2.34	0.42
1:AA:981:U:H5	1:AA:982:U:HO2'	1.67	0.42
1:AA:1038:C:C2'	1:AA:1039:C:H5'	2.50	0.42
1:AA:1128:C:C5	1:AA:1139:G:C5	3.07	0.42
1:AA:1346:A:O3'	1:AA:1347:G:H4'	2.19	0.42
2:AE:21:ARG:HB2	2:AE:39:ILE:CA	2.50	0.42
2:AE:112:VAL:O	2:AE:115:LEU:N	2.52	0.42
6:AI:43:LEU:N	6:AI:43:LEU:CD1	2.82	0.42
7:AJ:9:VAL:HG13	7:AJ:94:ARG:NE	2.34	0.42
8:AK:94:TYR:CE1	8:AK:132:GLU:HB2	2.53	0.42
11:AN:77:MET:CE	11:AN:80:VAL:HG12	2.49	0.42
17:AT:17:LYS:CG	17:AT:47:PRO:HA	2.48	0.42
18:AU:53:ARG:HH21	18:AU:60:ALA:N	2.17	0.42
23:AD:15:G:C2	23:AD:49:C:O2	2.72	0.42
25:BA:270(B):A:N7	25:BA:270(X):G:N2	2.63	0.42
25:BA:280:C:N3	25:BA:361:G:C2	2.87	0.42
25:BA:879:G:OP2	25:BA:879:G:C8	2.73	0.42
25:BA:1056:G:HO2'	25:BA:1057:A:P	2.42	0.42
25:BA:1188:U:C4'	41:B2:79:VAL:CG2	2.97	0.42
25:BA:1533:C:H3'	25:BA:1534:G:H5''	2.01	0.42
25:BA:1789:A:H2'	25:BA:1790:C:O4'	2.19	0.42
25:BA:2212:A:H2'	25:BA:2213:U:OP2	2.19	0.42
25:BA:2335:A:O2'	25:BA:2336:A:OP2	2.29	0.42
25:BA:2751:G:N1	31:BH:3:ARG:HB3	2.34	0.42
26:BB:42:C:O3'	30:BG:67:LYS:CE	2.68	0.42
26:BB:90:C:OP2	36:BP:16:ARG:NH2	2.51	0.42
27:BD:79:VAL:HG12	27:BD:113:VAL:HA	2.01	0.42
27:BD:147:LEU:HD13	27:BD:155:LEU:HD11	2.01	0.42
30:BG:62:LEU:HD12	30:BG:62:LEU:HA	1.80	0.42
32:BK:86:THR:HA	32:BK:123:LEU:HD12	2.01	0.42

*Continued on next page...*

*Continued from previous page...*

Atom-1	Atom-2	Interatomic distance (Å)	Clash overlap (Å)
33:BM:22:THR:O	33:BM:61:ARG:O	2.37	0.42
38:BQ:65:VAL:O	38:BQ:69:VAL:HG12	2.20	0.42
39:BR:16:ARG:HG3	39:BR:16:ARG:HH11	1.85	0.42
41:B2:24:LYS:HA	41:B2:92:THR:HG23	2.00	0.42
41:B2:47:VAL:O	41:B2:48:GLY:O	2.37	0.42
45:BV:172:ALA:O	45:BV:173:ALA:HB2	2.20	0.42
54:B8:58:ILE:HA	54:B8:61:LEU:HD11	2.01	0.42
1:CA:219:C:H2'	1:CA:220:G:O4'	2.20	0.42
1:CA:298:A:H5''	1:CA:299:G:OP2	2.20	0.42
1:CA:1127:G:C1'	1:CA:1147:C:H42	2.31	0.42
1:CA:1225:A:OP2	1:CA:1225:A:C8	2.71	0.42
2:CE:114:ARG:O	2:CE:118:LEU:HG	2.20	0.42
4:CG:32:ALA:HA	4:CG:35:ARG:HB2	2.01	0.42
9:CL:3:GLN:O	9:CL:88:TYR:HE1	2.03	0.42
10:CM:69:ASN:O	10:CM:70:ARG:CG	2.66	0.42
12:CO:23:LYS:H	12:CO:23:LYS:CE	2.32	0.42
13:CP:88:ARG:O	13:CP:92:HIS:ND1	2.46	0.42
14:CQ:34:TYR:CE2	14:CQ:44:LEU:HD21	2.55	0.42
17:CT:89:LEU:HD23	17:CT:89:LEU:HA	1.91	0.42
23:CD:23:G:N2	23:CD:24:C:C2	2.87	0.42
25:DA:125:G:H1'	53:D7:13:ALA:HB1	2.01	0.42
25:DA:146:G:H2'	25:DA:147:U:O4'	2.19	0.42
25:DA:311:A:H2	25:DA:331:A:H5''	1.85	0.42
25:DA:360:G:O2'	25:DA:361:G:H5'	2.20	0.42
25:DA:669:G:O2'	25:DA:670:A:O5'	2.36	0.42
25:DA:729:G:H2'	25:DA:1775:U:H1'	2.00	0.42
25:DA:867:C:C4	25:DA:868:U:C5	3.08	0.42
25:DA:892:G:N7	25:DA:893:C:N4	2.67	0.42
25:DA:1005:C:C2	25:DA:1143:A:C2	3.07	0.42
25:DA:1088:A:H3'	25:DA:1088:A:N3	2.34	0.42
25:DA:1204:A:HO2'	25:DA:1205:U:P	2.42	0.42
25:DA:1835:G:H5''	25:DA:1836:C:OP2	2.19	0.42
25:DA:2141:G:C2'	25:DA:2142:C:H5'	2.50	0.42
25:DA:2572:A:N7	28:DE:144:ARG:HD2	2.35	0.42
26:DB:10:C:C2'	26:DB:11:C:H5'	2.49	0.42
26:DB:109:G:C4	26:DB:110:G:C8	3.08	0.42
27:DD:132:PRO:HG3	27:DD:190:TYR:CE1	2.55	0.42
28:DE:3:GLY:HA3	28:DE:81:ILE:HD11	2.01	0.42
30:DG:67:LYS:HE3	50:D4:6:HIS:CD2	2.54	0.42
31:DH:136:ILE:H	31:DH:136:ILE:CD1	2.31	0.42
36:DP:3:MET:HA	36:DP:4:PRO:HD3	1.89	0.42

*Continued on next page...*



*Continued from previous page...*

Atom-1	Atom-2	Interatomic distance (Å)	Clash overlap (Å)
36:DP:42:ILE:HD13	36:DP:97:VAL:CG2	2.50	0.42
38:DQ:18:ILE:O	38:DQ:21:THR:CG2	2.68	0.42
38:DQ:35:ILE:CD1	38:DQ:101:LEU:HD23	2.41	0.42
42:DS:27:LYS:O	42:DS:71:VAL:HG23	2.20	0.42
42:DS:72:LYS:HB3	42:DS:106:ILE:O	2.20	0.42
43:DT:81:VAL:O	43:DT:81:VAL:HG23	2.19	0.42
1:AA:49:U:O2'	1:AA:50:A:OP1	2.36	0.42
1:AA:652:U:O2'	1:AA:653:A:C5'	2.68	0.42
1:AA:745:C:OP1	1:AA:851:G:O2'	2.37	0.42
1:AA:1256:A:N6	1:AA:1278:U:OP2	2.52	0.42
2:AE:21:ARG:HB2	2:AE:38:GLY:C	2.39	0.42
3:AF:70:VAL:HG12	3:AF:71:ALA:N	2.34	0.42
3:AF:91:LEU:HD23	3:AF:91:LEU:HA	1.88	0.42
7:AJ:26:PHE:CB	7:AJ:62:PHE:HZ	2.32	0.42
9:AL:29:ASN:OD1	9:AL:65:VAL:N	2.48	0.42
9:AL:114:TYR:HD1	10:AM:60:ARG:H	1.61	0.42
10:AM:33:GLN:HB2	10:AM:75:ILE:HD11	2.01	0.42
11:AN:104:GLN:O	11:AN:104:GLN:HG3	2.18	0.42
19:AV:40:ILE:HG12	19:AV:41:VAL:N	2.35	0.42
23:AD:15:G:C2'	23:AD:60:A:C2	3.03	0.42
25:BA:21:A:C2'	25:BA:22:C:H5'	2.49	0.42
25:BA:288:C:H2'	25:BA:289:A:C8	2.55	0.42
25:BA:322:A:C5	25:BA:340:A:C2	3.08	0.42
25:BA:674:G:H1'	29:BF:74:ARG:HH11	1.85	0.42
25:BA:760:G:H4'	25:BA:1776:G:OP1	2.20	0.42
25:BA:879:G:N2	25:BA:898:C:N3	2.59	0.42
25:BA:962:G:H2'	25:BA:963:U:C6	2.54	0.42
25:BA:1162:G:H1'	41:B2:23:GLU:OE2	2.19	0.42
25:BA:1171:G:C6	25:BA:1174:A:N6	2.87	0.42
25:BA:1475:G:C2	25:BA:1519:G:C2	3.08	0.42
25:BA:2312:U:O2'	30:BG:40:ASN:ND2	2.45	0.42
25:BA:2681:C:C1'	25:BA:2682:U:OP2	2.67	0.42
25:BA:2877:G:O2'	25:BA:2878:U:H5'	2.18	0.42
26:BB:13:A:N6	26:BB:70:C:H5'	2.35	0.42
28:BE:111:ARG:HG2	37:B0:1:MET:SD	2.60	0.42
31:BH:68:THR:O	31:BH:72:ILE:HG13	2.19	0.42
34:BN:98:VAL:HG23	34:BN:99:PHE:N	2.34	0.42
35:BO:19:VAL:HG21	35:BO:32:THR:HB	2.00	0.42
37:B0:74:LYS:O	37:B0:76:VAL:N	2.50	0.42
40:B1:78:THR:O	40:B1:79:PHE:C	2.57	0.42
42:BS:8:ARG:O	42:BS:9:TYR:HB2	2.19	0.42

*Continued on next page...*

*Continued from previous page...*

Atom-1	Atom-2	Interatomic distance (Å)	Clash overlap (Å)
44:BU:42:VAL:CG1	44:BU:65:ALA:HB3	2.49	0.42
52:B6:21:TYR:N	52:B6:21:TYR:CD2	2.88	0.42
1:CA:52:G:O2'	1:CA:53:A:H5'	2.20	0.42
1:CA:914:A:C2'	1:CA:915:A:H5'	2.49	0.42
1:CA:1148:U:H2'	1:CA:1149:C:O4'	2.19	0.42
1:CA:1177:G:H2'	1:CA:1178:G:N3	2.34	0.42
2:CE:7:VAL:HG22	2:CE:8:LYS:N	2.27	0.42
2:CE:197:VAL:HG12	2:CE:200:ILE:CG1	2.49	0.42
5:CH:79:GLU:HA	5:CH:91:LEU:O	2.20	0.42
10:CM:63:PHE:CD1	14:CQ:57:ARG:O	2.70	0.42
12:CO:26:ALA:O	12:CO:27:LEU:HD12	2.20	0.42
22:CB:5:A:H61	22:CB:79:U:H3	1.66	0.42
22:CB:37:G:C5	22:CB:38:G:N7	2.88	0.42
23:CD:4:G:N2	23:CD:71:G:C4	2.88	0.42
25:DA:329:G:N7	44:DU:19:LYS:HG2	2.35	0.42
25:DA:383:U:O2	25:DA:385:C:N4	2.53	0.42
25:DA:817:C:O2'	25:DA:839:U:OP1	2.36	0.42
25:DA:1005:C:C1'	25:DA:1143:A:H2	2.21	0.42
25:DA:1060:U:O4'	25:DA:1062:G:H5'	2.20	0.42
25:DA:1067:A:H5''	25:DA:1068:G:OP2	2.18	0.42
25:DA:1914:C:O2	25:DA:1914:C:O4'	2.37	0.42
25:DA:1944:U:O2	25:DA:1955:U:H5''	2.19	0.42
25:DA:2300:G:C2	25:DA:2317:C:O2	2.73	0.42
25:DA:2332:U:H5'	46:D3:43:THR:CG2	2.50	0.42
25:DA:2348:U:O4	25:DA:2382:G:N1	2.52	0.42
25:DA:2625:G:H2'	25:DA:2626:C:C6	2.55	0.42
26:DB:15:A:H1'	26:DB:109:G:N9	2.34	0.42
26:DB:79:C:H2'	26:DB:80:U:O4'	2.20	0.42
31:DH:41:MET:HB3	31:DH:42:ARG:H	1.68	0.42
31:DH:109:PHE:HZ	31:DH:152:ARG:CD	2.32	0.42
34:DN:2:ILE:HG13	34:DN:8:LEU:HD11	2.01	0.42
35:DO:138:LEU:HD13	35:DO:138:LEU:C	2.39	0.42
36:DP:4:PRO:HD3	36:DP:70:PRO:O	2.19	0.42
40:D1:75:ASN:HD22	40:D1:78:THR:HG23	1.83	0.42
43:DT:7:VAL:HG12	43:DT:30:VAL:HG12	2.00	0.42
43:DT:64:LYS:HE2	43:DT:64:LYS:HB3	1.68	0.42
46:D3:56:ASP:OD1	46:D3:58:THR:OG1	2.38	0.42
1:AA:5:U:H1'	1:AA:6:G:C6	2.54	0.42
1:AA:31:G:H2'	1:AA:48:C:N4	2.35	0.42
1:AA:255:G:O6	1:AA:266:G:O6	2.37	0.42
1:AA:1256:A:N3	1:AA:1277:C:C4	2.88	0.42

*Continued on next page...*

*Continued from previous page...*

Atom-1	Atom-2	Interatomic distance (Å)	Clash overlap (Å)
1:AA:1498:U:H1'	1:AA:1499:A:OP2	2.19	0.42
2:AE:88:ALA:O	2:AE:226:ARG:NH1	2.51	0.42
2:AE:134:GLU:O	2:AE:138:LEU:HG	2.18	0.42
3:AF:23:TYR:CD2	3:AF:23:TYR:C	2.93	0.42
3:AF:188:LEU:HD22	3:AF:188:LEU:HA	1.77	0.42
5:AH:152:ARG:HA	8:AK:64:LYS:NZ	2.35	0.42
6:AI:1:MET:HB3	6:AI:66:GLU:HG3	2.01	0.42
8:AK:104:ARG:HD2	8:AK:138:TRP:CG	2.54	0.42
19:AV:65:ASN:HD22	19:AV:65:ASN:N	2.04	0.42
23:AD:19:G:N2	23:AD:56:U:O2	2.53	0.42
23:AD:57:C:H2'	23:AD:58:A:O4'	2.20	0.42
25:BA:116:C:H2'	25:BA:117:G:O5'	2.20	0.42
25:BA:249:C:H4'	25:BA:250:G:O5'	2.20	0.42
25:BA:901:A:H5'	25:BA:902:C:OP2	2.20	0.42
25:BA:986:C:O2'	25:BA:987:G:H5'	2.20	0.42
25:BA:1056:G:O2'	25:BA:1057:A:OP2	2.31	0.42
25:BA:1060:U:C4	25:BA:1062:G:H4'	2.54	0.42
25:BA:1265:A:C8	25:BA:1267:U:C2	3.08	0.42
25:BA:1591:G:H2'	25:BA:1592:C:C6	2.55	0.42
25:BA:1701:A:C2'	25:BA:1702:G:H5'	2.50	0.42
25:BA:1773:A:C2'	25:BA:1774:C:H5'	2.50	0.42
25:BA:1870:C:O2	25:BA:1870:C:C2'	2.63	0.42
25:BA:1973:G:H2'	25:BA:1974:C:C6	2.53	0.42
25:BA:2061:G:N2	25:BA:2062:A:C2	2.85	0.42
25:BA:2063:C:O2	25:BA:2450:A:N1	2.53	0.42
25:BA:2147:G:H3'	25:BA:2147:G:H8	1.83	0.42
25:BA:2334:G:H4'	25:BA:2335:A:OP2	2.20	0.42
26:BB:13:A:C6	26:BB:70:C:H5'	2.54	0.42
28:BE:181:LEU:HA	28:BE:181:LEU:HD12	1.70	0.42
32:BK:101:LEU:HA	32:BK:104:GLN:HB2	2.02	0.42
35:BO:10:PRO:HB2	35:BO:11:GLY:H	1.64	0.42
41:B2:91:TYR:CD1	41:B2:91:TYR:C	2.93	0.42
45:BV:139:VAL:HG13	45:BV:155:LEU:HD21	2.01	0.42
48:BW:17:SER:CB	48:BW:18:PRO:CD	2.98	0.42
52:B6:28:ARG:HB3	52:B6:30:THR:H	1.83	0.42
54:B8:8:LYS:HA	54:B8:8:LYS:HD2	1.67	0.42
1:CA:485:G:H2'	1:CA:486:U:OP2	2.20	0.42
1:CA:787:A:C2'	1:CA:788:U:H5'	2.49	0.42
1:CA:812:C:H4'	1:CA:813:U:H5'	2.01	0.42
1:CA:1103:C:O2'	2:CE:108:ILE:HD13	2.20	0.42
1:CA:1104:G:C4	1:CA:1105:A:C8	3.07	0.42

*Continued on next page...*

*Continued from previous page...*

Atom-1	Atom-2	Interatomic distance (Å)	Clash overlap (Å)
1:CA:1145:C:H5'	1:CA:1146:A:OP1	2.18	0.42
1:CA:1414:U:H2'	1:CA:1415:G:C8	2.55	0.42
2:CE:17:PHE:HD1	2:CE:17:PHE:HA	1.71	0.42
2:CE:168:THR:HG23	2:CE:192:SER:HB3	2.00	0.42
3:CF:28:GLN:CB	3:CF:32:LEU:HD12	2.49	0.42
5:CH:9:LYS:HD2	5:CH:9:LYS:HA	1.81	0.42
7:CJ:149:ARG:HD3	11:CN:59:TYR:CZ	2.55	0.42
10:CM:28:ARG:CZ	10:CM:34:VAL:HB	2.49	0.42
11:CN:31:THR:HG23	11:CN:31:THR:O	2.20	0.42
11:CN:115:PRO:C	11:CN:117:ASN:H	2.22	0.42
15:CR:56:LEU:HD21	25:DA:715:G:C2	2.55	0.42
19:CV:79:THR:O	19:CV:79:THR:OG1	2.29	0.42
22:CB:76:U:O4	22:CB:77:C:C4	2.73	0.42
23:CC:27:G:H1	23:CC:46:G:N2	2.17	0.42
25:DA:273(E):U:C2'	25:DA:273(F):C:H5'	2.50	0.42
25:DA:384:U:H2'	25:DA:385:C:H6	1.84	0.42
25:DA:459:U:H5''	53:D7:40:TRP:CG	2.55	0.42
25:DA:953:A:H2'	25:DA:954:G:H8	1.85	0.42
25:DA:977:G:C2	25:DA:978:G:C8	3.07	0.42
25:DA:1093:G:H2'	25:DA:1094:U:H5'	2.02	0.42
25:DA:1639:U:O2'	25:DA:1640:C:H5'	2.19	0.42
25:DA:1729:A:C2	25:DA:1730:U:H5	2.38	0.42
25:DA:1758:G:C2	25:DA:2696:U:H5'	2.54	0.42
25:DA:1777:U:C2	25:DA:1778:U:C5	3.08	0.42
25:DA:2228:G:OP1	27:DD:261:LYS:NZ	2.43	0.42
25:DA:2292:C:P	38:DQ:17:ARG:NH2	2.93	0.42
25:DA:2311:A:O2'	30:DG:88:ILE:HD12	2.18	0.42
25:DA:2681:C:C5	25:DA:2727:G:C2	3.07	0.42
29:DF:38:ARG:HG3	29:DF:38:ARG:HH11	1.84	0.42
30:DG:81:LYS:HB3	30:DG:82:LEU:H	1.68	0.42
30:DG:146:TYR:CD2	30:DG:146:TYR:O	2.73	0.42
32:DK:107:VAL:HG13	32:DK:108:THR:N	2.35	0.42
33:DM:30:ILE:HG21	33:DM:120:LEU:CD1	2.49	0.42
37:D0:21:TYR:OH	37:D0:43:GLU:HG2	2.19	0.42
44:DU:102:CYS:HB3	44:DU:103:GLY:H	1.41	0.42
45:DV:11:GLU:O	45:DV:36:LYS:NZ	2.47	0.42
50:D4:58:ARG:C	50:D4:61:ARG:H	2.23	0.42
52:D6:16:CYS:O	52:D6:44:ARG:NH2	2.52	0.42
53:D7:26:GLY:O	53:D7:30:VAL:HG23	2.20	0.42
1:AA:5:U:O2	1:AA:5:U:C2'	2.61	0.42
1:AA:49:U:O2'	1:AA:50:A:P	2.78	0.42

*Continued on next page...*

*Continued from previous page...*

Atom-1	Atom-2	Interatomic distance (Å)	Clash overlap (Å)
1:AA:201:C:N4	1:AA:209:U:C2	2.87	0.42
1:AA:1054:C:O2'	1:AA:1055:A:O5'	2.32	0.42
1:AA:1240:U:OP2	7:AJ:116:ALA:N	2.41	0.42
2:AE:158:LEU:O	2:AE:158:LEU:HD12	2.20	0.42
4:AG:13:ARG:HG2	4:AG:13:ARG:H	1.35	0.42
4:AG:70:ILE:HG23	4:AG:75:PHE:HB2	2.02	0.42
4:AG:107:ARG:NH2	4:AG:194:LEU:HD11	2.33	0.42
7:AJ:51:GLN:O	7:AJ:54:THR:O	2.38	0.42
7:AJ:113:GLU:H	7:AJ:113:GLU:HG2	1.62	0.42
7:AJ:115:ARG:O	7:AJ:118:VAL:HG12	2.20	0.42
9:AL:18:PHE:HB2	9:AL:62:TYR:HB3	2.02	0.42
9:AL:111:ARG:NH2	10:AM:62:HIS:CE1	2.88	0.42
10:AM:45:ARG:O	10:AM:64:GLU:HA	2.18	0.42
11:AN:34:ASP:HA	11:AN:40:ILE:HD11	2.01	0.42
13:AP:45:VAL:O	13:AP:48:LEU:HD22	2.20	0.42
16:AS:14:ASN:O	16:AS:15:PRO:O	2.38	0.42
20:AW:71:THR:O	20:AW:72:LEU:C	2.58	0.42
24:A1:13:U:O2	24:A1:13:U:C2'	2.63	0.42
25:BA:107:C:H2'	25:BA:108:U:C6	2.55	0.42
25:BA:278:A:H2'	25:BA:279:C:C6	2.54	0.42
25:BA:654(B):C:H2'	25:BA:654(C):G:O4'	2.19	0.42
25:BA:878:A:N1	25:BA:879:G:C2	2.88	0.42
25:BA:883:G:H2'	25:BA:884:C:C4'	2.49	0.42
25:BA:931:G:C4	25:BA:933:A:C8	3.07	0.42
25:BA:1083:U:H3'	25:BA:1083:U:H6	1.85	0.42
25:BA:1241:A:N3	25:BA:1241:A:O4'	2.53	0.42
25:BA:1266:G:C8	42:BS:15:ARG:NH2	2.88	0.42
25:BA:1337:G:C4	25:BA:1338:G:C8	3.08	0.42
25:BA:1502:C:O2'	25:BA:1503:U:H5'	2.19	0.42
25:BA:1734:C:C3'	25:BA:1735:C:H5''	2.50	0.42
25:BA:1735:C:O2'	25:BA:1741:C:H5'	2.20	0.42
25:BA:2346:A:H5''	25:BA:2383:G:C1'	2.49	0.42
25:BA:2361:A:OP1	54:B8:27:THR:HG23	2.19	0.42
27:BD:133:LEU:HD13	27:BD:173:VAL:HG22	2.01	0.42
29:BF:64:ILE:HG23	29:BF:65:TRP:NE1	2.35	0.42
30:BG:165:THR:OG1	30:BG:168:GLU:HG3	2.20	0.42
32:BK:92:VAL:HG13	32:BK:120:ILE:CG2	2.34	0.42
35:BO:16:ARG:NH1	35:BO:16:ARG:CG	2.80	0.42
36:BP:80:GLU:OE2	36:BP:80:GLU:CA	2.67	0.42
37:B0:17:ARG:O	37:B0:20:LEU:HB3	2.20	0.42
41:B2:35:LEU:HB2	41:B2:37:VAL:CG2	2.49	0.42

*Continued on next page...*

*Continued from previous page...*

Atom-1	Atom-2	Interatomic distance (Å)	Clash overlap (Å)
43:BT:57:LEU:HD11	43:BT:78:LYS:HB2	2.02	0.42
45:BV:27:VAL:HG12	45:BV:87:ASP:CB	2.46	0.42
47:BZ:25:LYS:HE3	47:BZ:25:LYS:HB2	1.59	0.42
50:B4:53:GLU:O	50:B4:54:GLY:C	2.57	0.42
1:CA:450:G:N7	1:CA:481:G:C6	2.88	0.42
1:CA:485:G:O2'	1:CA:486:U:P	2.77	0.42
1:CA:978:A:H1'	1:CA:1322:C:C2	2.55	0.42
1:CA:1128:C:H4'	9:CL:16:ARG:NH2	2.35	0.42
1:CA:1158:C:N3	1:CA:1160:G:N7	2.67	0.42
1:CA:1349:A:P	9:CL:118:LYS:NZ	2.92	0.42
1:CA:1496:C:H2'	1:CA:1497:G:O4'	2.19	0.42
3:CF:186:PHE:HE1	3:CF:197:GLY:HA2	1.84	0.42
3:CF:186:PHE:HD1	3:CF:198:VAL:O	2.01	0.42
4:CG:192:GLU:H	4:CG:192:GLU:HG3	1.65	0.42
5:CH:102:ALA:HB1	5:CH:106:PRO:HG2	2.02	0.42
13:CP:3:ARG:H	50:D4:34:GLU:HG3	1.85	0.42
14:CQ:7:ILE:HG22	14:CQ:23:ARG:HD2	2.01	0.42
15:CR:74:ASP:HB3	15:CR:77:ARG:HG2	2.02	0.42
23:CC:31:G:H2'	23:CC:32:G:O5'	2.19	0.42
25:DA:26:G:C6	25:DA:27:G:C6	3.08	0.42
25:DA:52:A:O2'	25:DA:53:A:H5'	2.19	0.42
25:DA:249:C:H4'	25:DA:250:G:O5'	2.20	0.42
25:DA:1010:A:H5'	40:D1:62:ILE:HG21	2.01	0.42
25:DA:1041:C:H2'	25:DA:1042:G:C8	2.55	0.42
25:DA:1153:C:H2'	25:DA:1154:G:O4'	2.19	0.42
25:DA:1165:U:O2'	25:DA:1166:C:H5'	2.20	0.42
25:DA:1277:G:O2'	37:D0:24:GLN:HG2	2.20	0.42
25:DA:1750:G:C2'	25:DA:1751:C:H5'	2.50	0.42
25:DA:1844:C:C2	25:DA:1897:G:C2	3.08	0.42
25:DA:2126:A:H1'	25:DA:2127:G:H5''	2.02	0.42
25:DA:2282:G:OP1	25:DA:2283:C:H1'	2.19	0.42
25:DA:2699:C:H2'	25:DA:2700:C:O4'	2.20	0.42
26:DB:13:A:H5''	26:DB:15:A:N6	2.34	0.42
28:DE:3:GLY:CA	28:DE:81:ILE:CD1	2.97	0.42
28:DE:5:LEU:CD2	28:DE:79:ARG:HG2	2.49	0.42
31:DH:153:LYS:HA	31:DH:153:LYS:HD2	1.38	0.42
32:DK:123:LEU:HD22	32:DK:143:SER:CB	2.49	0.42
33:DM:36:GLY:N	33:DM:42:TRP:CZ3	2.88	0.42
33:DM:133:GLN:NE2	33:DM:135:PRO:HG3	2.34	0.42
40:D1:76:TYR:CD2	40:D1:76:TYR:C	2.93	0.42
42:DS:51:LEU:O	42:DS:54:ALA:HB3	2.20	0.42

*Continued on next page...*

*Continued from previous page...*

Atom-1	Atom-2	Interatomic distance (Å)	Clash overlap (Å)
46:D3:68:GLU:OE1	46:D3:82:ARG:HG3	2.19	0.42
52:D6:25:LYS:CB	54:D8:34:TRP:CZ3	2.85	0.42
1:AA:91:C:H2'	1:AA:92:G:O4'	2.20	0.42
1:AA:960:U:C2	1:AA:1225:A:C5	3.08	0.42
2:AE:74:LYS:NZ	2:AE:206:ASP:OD2	2.43	0.42
8:AK:64:LYS:C	8:AK:65:TYR:CD1	2.94	0.42
9:AL:4:TYR:CE1	9:AL:88:TYR:HB2	2.54	0.42
13:AP:37:THR:OG1	13:AP:39:ILE:HG13	2.20	0.42
15:AR:88:ARG:H	15:AR:88:ARG:HG2	1.57	0.42
23:AC:41:C:C2'	23:AC:42:C:H5'	2.50	0.42
23:AD:8:U:C1'	23:AD:49:C:H4'	2.49	0.42
24:A1:20:U:H2'	24:A1:21:U:H6	1.85	0.42
25:BA:265:A:C8	25:BA:266:G:H1'	2.54	0.42
25:BA:1187:G:H5''	41:B2:81:TYR:CE2	2.55	0.42
25:BA:1595:G:C2'	25:BA:1596:A:H5'	2.50	0.42
25:BA:2094:G:OP1	32:BK:22:LYS:HG3	2.19	0.42
25:BA:2180:U:H2'	25:BA:2181:G:O4'	2.19	0.42
26:BB:95:U:C2	26:BB:96:G:C8	3.08	0.42
27:BD:35:LYS:HE2	27:BD:104:TYR:HB2	2.01	0.42
28:BE:4:ILE:C	28:BE:5:LEU:HD23	2.40	0.42
28:BE:5:LEU:O	28:BE:28:ALA:HA	2.20	0.42
28:BE:35:GLN:C	28:BE:36:ARG:HG2	2.41	0.42
28:BE:45:THR:O	28:BE:83:ASP:N	2.51	0.42
29:BF:67:GLN:HB2	29:BF:67:GLN:HE21	1.72	0.42
29:BF:165:ARG:HG3	29:BF:165:ARG:HH11	1.84	0.42
30:BG:44:GLY:C	30:BG:46:ALA:N	2.72	0.42
33:BM:40:PRO:HA	40:B1:67:ALA:HB3	2.01	0.42
37:B0:1:MET:HB3	37:B0:2:ARG:H	1.60	0.42
37:B0:42:LYS:HA	37:B0:45:ARG:HD2	2.00	0.42
39:BR:17:THR:O	39:BR:17:THR:OG1	2.38	0.42
39:BR:45:PHE:CZ	39:BR:65:LYS:HG2	2.55	0.42
44:BU:97:ARG:HD3	44:BU:97:ARG:N	2.35	0.42
46:B3:25:ARG:HG3	46:B3:37:LEU:HD23	2.02	0.42
51:B5:58:LEU:HB2	51:B5:60:VAL:HB	2.01	0.42
52:B6:50:ARG:HB3	52:B6:51:GLU:H	1.48	0.42
1:CA:437:U:H5'	4:CG:155:LEU:HD21	2.00	0.42
1:CA:586:C:H1'	1:CA:878:G:O2'	2.20	0.42
1:CA:625:G:H2'	1:CA:626:U:C6	2.55	0.42
1:CA:784:C:H2'	1:CA:785:G:O4'	2.20	0.42
1:CA:833:U:H2'	1:CA:834:C:C6	2.55	0.42
1:CA:1057:G:C4	1:CA:1204:A:C2	3.08	0.42

*Continued on next page...*

*Continued from previous page...*

Atom-1	Atom-2	Interatomic distance (Å)	Clash overlap (Å)
1:CA:1162:C:C2	1:CA:1175:G:C2	3.07	0.42
2:CE:185:ILE:CG2	2:CE:199:TYR:HD1	2.31	0.42
3:CF:47:LEU:HD22	3:CF:47:LEU:HA	1.93	0.42
7:CJ:139:GLU:O	7:CJ:143:ARG:HB2	2.20	0.42
9:CL:17:VAL:CG1	9:CL:81:ILE:HD13	2.49	0.42
9:CL:17:VAL:HG11	9:CL:81:ILE:HD13	2.01	0.42
15:CR:17:ARG:CG	15:CR:17:ARG:NH1	2.62	0.42
25:DA:497:A:H2'	25:DA:498:G:O4'	2.20	0.42
25:DA:560:C:H2'	25:DA:561:G:O4'	2.20	0.42
25:DA:654(A):A:C2	25:DA:654(T):A:N1	2.88	0.42
25:DA:1133:U:H2'	25:DA:1137:G:OP1	2.20	0.42
25:DA:2065:C:H1'	25:DA:2449:U:H3	1.85	0.42
25:DA:2665:A:H2'	25:DA:2666:C:O4'	2.20	0.42
26:DB:109:G:C5	26:DB:110:G:N7	2.88	0.42
28:DE:32:PRO:O	28:DE:49:LEU:HA	2.20	0.42
28:DE:33:VAL:O	28:DE:67:PHE:CZ	2.73	0.42
28:DE:98:PRO:HD3	28:DE:175:VAL:CG1	2.50	0.42
28:DE:120:TRP:O	28:DE:121:ASN:HB2	2.18	0.42
28:DE:203:LYS:O	28:DE:204:ALA:HB3	2.19	0.42
29:DF:122:LYS:O	29:DF:123:LEU:HB3	2.19	0.42
30:DG:38:VAL:O	30:DG:38:VAL:HG12	2.18	0.42
31:DH:3:ARG:HG3	31:DH:4:ILE:N	2.35	0.42
32:DK:131:LYS:H	32:DK:131:LYS:HD2	1.84	0.42
40:D1:83:LEU:HG	40:D1:88:ILE:HD11	2.00	0.42
41:D2:21:ARG:HD3	41:D2:91:TYR:HB3	2.01	0.42
42:DS:82:LEU:HB2	42:DS:98:LYS:HB2	2.01	0.42
42:DS:110:LYS:HA	42:DS:110:LYS:HD2	1.79	0.42
43:DT:8:ILE:O	48:DW:36:ARG:NH2	2.53	0.42
43:DT:41:ASN:O	43:DT:45:THR:HG23	2.19	0.42
45:DV:146:ILE:CG1	45:DV:147:GLY:N	2.59	0.42
52:D6:53:LYS:H	52:D6:53:LYS:HG3	1.49	0.42
1:AA:57:G:C5	1:AA:58:C:C4	3.08	0.42
1:AA:95:G:C6	1:AA:96:G:C6	3.07	0.42
1:AA:303:A:C5	1:AA:304:U:C5	3.08	0.42
1:AA:421:U:H3	3:AF:127:ARG:HH21	1.67	0.42
1:AA:439:A:C2'	1:AA:440:A:O5'	2.68	0.42
1:AA:686:U:C1'	11:AN:42:TRP:HE1	2.19	0.42
1:AA:711:G:O2'	1:AA:712:A:H5'	2.20	0.42
1:AA:1129:C:C4	1:AA:1139:G:C6	3.08	0.42
1:AA:1349:A:P	9:AL:118:LYS:NZ	2.93	0.42
1:AA:1489:G:C2'	1:AA:1490:C:H5'	2.49	0.42

*Continued on next page...*



*Continued from previous page...*

Atom-1	Atom-2	Interatomic distance (Å)	Clash overlap (Å)
4:AG:121:VAL:O	4:AG:134:ASP:HA	2.20	0.42
6:AI:63:TYR:CD2	6:AI:63:TYR:N	2.88	0.42
7:AJ:40:ALA:O	7:AJ:44:TYR:CD1	2.73	0.42
12:AO:70:ILE:HD13	12:AO:77:LEU:HD12	2.01	0.42
13:AP:115:LYS:O	13:AP:116:THR:O	2.38	0.42
17:AT:92:ARG:HA	17:AT:92:ARG:HD3	1.88	0.42
19:AV:41:VAL:HG12	19:AV:44:MET:CA	2.50	0.42
25:BA:847:U:H5	25:BA:933:A:C2	2.38	0.42
25:BA:917:A:H2'	25:BA:918:A:H5'	2.01	0.42
25:BA:1077:A:N3	25:BA:1077:A:C2'	2.82	0.42
25:BA:1261:C:C2'	25:BA:1262:A:O5'	2.67	0.42
25:BA:1382:G:C2'	25:BA:1383:C:H5'	2.50	0.42
25:BA:1400:G:H2'	25:BA:1401:G:C8	2.55	0.42
25:BA:1433:U:O2	25:BA:1561:G:C2	2.73	0.42
25:BA:1537:C:C2'	25:BA:1538:G:O4'	2.68	0.42
25:BA:1612:C:H5''	53:B7:7:PRO:HG2	2.02	0.42
25:BA:1671:U:O2'	25:BA:1673:U:H5	2.02	0.42
25:BA:1686:C:H2'	25:BA:1687:G:O4'	2.20	0.42
25:BA:1777:U:C2'	25:BA:1778:U:H5'	2.50	0.42
25:BA:2318:G:N2	38:BQ:2:ALA:N	2.68	0.42
25:BA:2745:C:C4	25:BA:2746:U:C4	3.08	0.42
26:BB:60:C:C2	26:BB:61:G:C8	3.07	0.42
28:BE:31:CYS:HA	28:BE:32:PRO:HD3	1.75	0.42
28:BE:52:LEU:O	28:BE:74:PRO:CB	2.68	0.42
30:BG:52:ILE:HD13	30:BG:52:ILE:HA	1.84	0.42
32:BK:144:VAL:HG22	32:BK:145:VAL:H	1.85	0.42
33:BM:7:LYS:HE3	33:BM:7:LYS:HB3	1.92	0.42
34:BN:35:VAL:HG11	34:BN:103:ALA:CB	2.50	0.42
37:B0:54:LEU:HD12	37:B0:54:LEU:HA	1.78	0.42
37:B0:81:ASP:O	37:B0:85:PRO:HG2	2.20	0.42
40:B1:59:ARG:O	40:B1:63:VAL:HG23	2.20	0.42
53:B7:15:THR:HG22	53:B7:16:HIS:ND1	2.35	0.42
1:CA:78:G:H2'	1:CA:79:G:O4'	2.20	0.42
1:CA:229:U:H2'	1:CA:230:G:O4'	2.20	0.42
1:CA:606:G:H21	1:CA:631:G:H2'	1.84	0.42
1:CA:1027:C:O2'	1:CA:1028:C:C6	2.72	0.42
1:CA:1053:G:C4	1:CA:1199:U:C5	3.07	0.42
1:CA:1127:G:HO2'	1:CA:1128:C:H5'	1.85	0.42
1:CA:1223:C:P	1:CA:1224:G:H2'	2.60	0.42
1:CA:1372:U:C2'	1:CA:1373:G:H5'	2.49	0.42
1:CA:1503:A:C1'	1:CA:1504:G:OP1	2.66	0.42

*Continued on next page...*

*Continued from previous page...*

Atom-1	Atom-2	Interatomic distance (Å)	Clash overlap (Å)
2:CE:74:LYS:HG3	2:CE:75:LYS:H	1.85	0.42
3:CF:92:ALA:HA	3:CF:95:THR:O	2.20	0.42
7:CJ:30:ILE:HG22	7:CJ:30:ILE:O	2.20	0.42
7:CJ:42:ILE:HD13	7:CJ:116:ALA:HB3	2.02	0.42
7:CJ:113:GLU:CG	7:CJ:119:ARG:HG2	2.50	0.42
8:CK:11:THR:HA	8:CK:14:ARG:NH1	2.35	0.42
9:CL:3:GLN:O	9:CL:88:TYR:CE1	2.73	0.42
9:CL:106:ALA:O	9:CL:108:VAL:HG12	2.20	0.42
11:CN:91:ARG:O	11:CN:95:ILE:HG13	2.19	0.42
15:CR:26:GLU:H	15:CR:26:GLU:HG2	1.54	0.42
17:CT:63:ARG:HG2	17:CT:64:PRO:CD	2.49	0.42
22:CB:56:G:H2'	22:CB:57:C:C6	2.55	0.42
22:CB:75:G:H2'	22:CB:76:U:C6	2.54	0.42
23:CC:23:G:C6	23:CC:24:C:N4	2.88	0.42
23:CD:9:G:O3'	23:CD:46:G:O2'	2.38	0.42
23:CD:22:A:C2	23:CD:47:G:H2'	2.54	0.42
23:CD:49:C:C6	23:CD:60:A:O4'	2.73	0.42
25:DA:84:A:H61	25:DA:102:G:C2'	2.24	0.42
25:DA:363(F):A:H8	25:DA:363(F):A:OP2	2.03	0.42
25:DA:478:A:N1	25:DA:500:G:H4'	2.35	0.42
25:DA:886:C:H1'	25:DA:890:A:H2	1.81	0.42
25:DA:1049:C:N4	31:DH:2:SER:HB3	2.34	0.42
25:DA:1806:C:C4	25:DA:1807:G:N7	2.88	0.42
25:DA:2012:G:H8	25:DA:2012:G:O5'	2.01	0.42
25:DA:2065:C:H5''	25:DA:2252:G:H1'	2.01	0.42
25:DA:2163:C:C5	25:DA:2164:C:N4	2.88	0.42
25:DA:2271:G:C5	25:DA:2272:U:C4	3.08	0.42
25:DA:2324:C:H5''	25:DA:2325:G:C5'	2.50	0.42
25:DA:2390:U:O2'	25:DA:2391:G:H5'	2.20	0.42
25:DA:2662:A:H8	25:DA:2662:A:O5'	2.03	0.42
27:DD:32:SER:O	27:DD:33:LEU:HB3	2.20	0.42
28:DE:204:ALA:O	28:DE:205:ALA:CB	2.67	0.42
32:DK:115:ALA:HB3	32:DK:129:THR:O	2.20	0.42
33:DM:91:LEU:O	33:DM:95:PRO:HB3	2.19	0.42
35:DO:2:LYS:HE3	35:DO:2:LYS:HB2	1.85	0.42
35:DO:85:LEU:HB3	35:DO:114:ILE:HD13	2.00	0.42
42:DS:79:GLY:CA	42:DS:100:THR:HG22	2.50	0.42
45:DV:30:ASN:HD22	45:DV:32:HIS:H	1.66	0.42
52:D6:10:LEU:HD12	52:D6:10:LEU:H	1.84	0.42
54:D8:41:ILE:HG22	54:D8:42:ARG:N	2.35	0.42
1:AA:153:C:N4	1:AA:168:G:H1	2.17	0.41

*Continued on next page...*

*Continued from previous page...*

Atom-1	Atom-2	Interatomic distance (Å)	Clash overlap (Å)
1:AA:495:A:H4'	1:AA:496:A:OP1	2.20	0.41
1:AA:626:U:H2'	1:AA:627:G:H8	1.84	0.41
1:AA:748:C:C4'	1:AA:749:C:O5'	2.49	0.41
1:AA:1342:C:H2'	1:AA:1343:G:H8	1.85	0.41
4:AG:133:VAL:HG11	4:AG:138:TYR:CD1	2.53	0.41
7:AJ:22:LEU:HD12	7:AJ:97:GLN:OE1	2.20	0.41
7:AJ:27:ILE:HD11	7:AJ:43:PHE:HD2	1.84	0.41
11:AN:34:ASP:HB2	11:AN:35:PRO:HD2	2.02	0.41
11:AN:57:THR:HG22	11:AN:58:PRO:N	2.35	0.41
19:AV:65:ASN:HA	50:B4:56:VAL:HG22	2.03	0.41
23:AD:55:U:O4	23:AD:56:U:C4	2.73	0.41
25:BA:1001:A:H2'	25:BA:1002:G:O4'	2.20	0.41
25:BA:1074:G:O2'	25:BA:1075:C:H5'	2.19	0.41
25:BA:2401:U:O2	25:BA:2402:C:H5	2.02	0.41
25:BA:2467:C:C3'	25:BA:2468:G:C5'	2.92	0.41
25:BA:2545:G:H2'	25:BA:2546:U:O4'	2.20	0.41
25:BA:2695:C:H2'	25:BA:2696:U:H6	1.84	0.41
25:BA:2810:A:H2'	25:BA:2811:G:O4'	2.19	0.41
25:BA:2811:G:OP1	28:BE:61:ARG:HG2	2.20	0.41
25:BA:2815:C:H5'	51:B5:29:THR:HG21	2.02	0.41
27:BD:27:THR:O	27:BD:28:GLU:CB	2.55	0.41
27:BD:232:PRO:HB3	27:BD:244:ARG:CZ	2.50	0.41
28:BE:60:ASN:HB2	28:BE:61:ARG:H	1.62	0.41
30:BG:104:GLU:HG2	50:B4:23:GLU:CG	2.50	0.41
32:BK:7:GLU:HG3	32:BK:8:PRO:HD2	2.02	0.41
32:BK:135:GLU:H	32:BK:135:GLU:CD	2.22	0.41
39:BR:53:ARG:HB2	39:BR:60:THR:O	2.20	0.41
42:BS:57:ASN:O	42:BS:61:ASN:HB2	2.19	0.41
47:BZ:21:ARG:HD3	47:BZ:35:THR:HG21	2.02	0.41
48:BW:14:ARG:NH1	48:BW:66:GLU:OE2	2.53	0.41
50:B4:2:LYS:HD3	50:B4:2:LYS:HA	1.88	0.41
51:B5:3:LYS:HB3	51:B5:4:HIS:H	1.64	0.41
54:B8:42:ARG:HH11	54:B8:42:ARG:HG2	1.85	0.41
1:CA:51:A:H4'	1:CA:52:G:H5''	2.02	0.41
1:CA:413:G:C2'	1:CA:414:A:OP2	2.67	0.41
1:CA:607:A:H2'	1:CA:608:A:O4'	2.19	0.41
1:CA:748:C:H1'	1:CA:749:C:OP2	2.19	0.41
1:CA:1263:C:N4	1:CA:1272:G:H1	2.18	0.41
1:CA:1370:G:O2'	1:CA:1371:G:H5'	2.20	0.41
2:CE:132:LYS:HA	2:CE:135:GLN:NE2	2.31	0.41
2:CE:189:ASP:OD2	2:CE:191:ASP:HB3	2.19	0.41

*Continued on next page...*

*Continued from previous page...*

Atom-1	Atom-2	Interatomic distance (Å)	Clash overlap (Å)
3:CF:67:THR:HG23	3:CF:102:ASN:HB2	2.02	0.41
8:CK:64:LYS:CD	8:CK:79:VAL:HG21	2.50	0.41
9:CL:75:ASP:O	9:CL:78:LYS:HB3	2.20	0.41
12:CO:40:VAL:HG21	12:CO:78:GLN:CA	2.50	0.41
12:CO:53:ARG:HH12	12:CO:92:ASP:CB	2.32	0.41
14:CQ:8:GLU:O	14:CQ:12:ARG:HG3	2.20	0.41
15:CR:78:TYR:O	15:CR:82:ILE:HG23	2.19	0.41
17:CT:45:HIS:O	17:CT:73:VAL:HG13	2.20	0.41
19:CV:33:THR:HG23	19:CV:50:ALA:O	2.20	0.41
22:CB:21:A:C1'	22:CB:22:G:P	3.08	0.41
23:CD:20:G:C8	23:CD:58:A:N6	2.86	0.41
25:DA:66:C:H2'	25:DA:67:U:O4'	2.19	0.41
25:DA:372:G:H5'	47:DZ:66:HIS:CE1	2.55	0.41
25:DA:699:A:C2	25:DA:1633:G:N3	2.88	0.41
25:DA:1568:G:P	27:DD:63:ARG:HH22	2.42	0.41
25:DA:1783:A:C2	25:DA:2587:A:C5	3.08	0.41
25:DA:1946:U:H2'	25:DA:1947:C:C6	2.55	0.41
25:DA:2076:U:H5	25:DA:2596:U:O2	2.03	0.41
25:DA:2489:G:C2'	25:DA:2490:G:H5'	2.50	0.41
26:DB:49:C:H2'	26:DB:50:G:C8	2.55	0.41
27:DD:34:VAL:C	27:DD:35:LYS:O	2.56	0.41
29:DF:3:GLU:HG3	29:DF:20:LEU:C	2.40	0.41
30:DG:139:LEU:C	30:DG:139:LEU:HD12	2.41	0.41
31:DH:170:ARG:HA	31:DH:170:ARG:HD3	1.89	0.41
33:DM:33:LEU:HD12	33:DM:38:HIS:CD2	2.55	0.41
33:DM:42:TRP:HA	33:DM:48:MET:CE	2.50	0.41
34:DN:11:ALA:O	34:DN:99:PHE:N	2.46	0.41
35:DO:144:GLU:O	35:DO:144:GLU:CD	2.59	0.41
37:D0:55:ALA:CB	37:D0:79:LEU:HD22	2.50	0.41
38:DQ:41:ASP:OD1	38:DQ:44:LYS:HE3	2.19	0.41
40:D1:112:ARG:H	40:D1:112:ARG:HG2	1.47	0.41
44:DU:17:SER:CB	44:DU:71:LYS:HD2	2.43	0.41
46:D3:36:ILE:CD1	46:D3:36:ILE:N	2.83	0.41
47:DZ:95:LEU:O	47:DZ:97:LEU:N	2.53	0.41
1:AA:73:G:C8	1:AA:99:C:O2	2.73	0.41
1:AA:148:G:N3	1:AA:149:A:C8	2.88	0.41
1:AA:282:A:N3	1:AA:282:A:H2'	2.34	0.41
1:AA:725:G:N3	1:AA:726:C:C6	2.88	0.41
3:AF:50:ALA:HB1	3:AF:70:VAL:CG1	2.44	0.41
4:AG:12:CYS:HA	4:AG:19:LEU:HD21	2.00	0.41
4:AG:15:GLU:OE1	4:AG:66:ARG:NH1	2.50	0.41

*Continued on next page...*

*Continued from previous page...*

Atom-1	Atom-2	Interatomic distance (Å)	Clash overlap (Å)
4:AG:24:GLU:O	4:AG:27:TYR:HB2	2.19	0.41
11:AN:57:THR:HG23	11:AN:58:PRO:HD2	2.02	0.41
14:AQ:24:CYS:HB3	14:AQ:28:GLY:H	1.85	0.41
15:AR:57:LEU:HA	15:AR:57:LEU:HD23	1.80	0.41
17:AT:13:ASP:HA	17:AT:19:VAL:HG12	2.02	0.41
23:AD:17:C:H2'	23:AD:18:C:O2	2.19	0.41
23:AD:60:A:C5	23:AD:61:U:C5	3.07	0.41
25:BA:298:G:H5''	25:BA:299:A:OP1	2.20	0.41
25:BA:616:A:C4	29:BF:180:GLY:HA3	2.55	0.41
25:BA:653:A:H3'	25:BA:654:A:H5'	2.01	0.41
25:BA:811:U:H2'	35:BO:21:ARG:O	2.19	0.41
25:BA:812:C:H5''	25:BA:1250:G:O2'	2.20	0.41
25:BA:821:A:O2'	25:BA:945:A:H3'	2.20	0.41
25:BA:994:C:OP1	40:B1:53:ARG:NH2	2.53	0.41
25:BA:996:A:OP2	40:B1:94:ASN:ND2	2.53	0.41
25:BA:1069:A:H5''	25:BA:1070:A:O5'	2.20	0.41
25:BA:1448:G:H1'	25:BA:1528:A:H62	1.85	0.41
25:BA:1478:G:H2'	25:BA:1479:G:C8	2.48	0.41
25:BA:1510:A:OP1	25:BA:1510:A:O3'	2.37	0.41
25:BA:1726:G:C6	25:BA:1727:U:C4	3.08	0.41
25:BA:1816:G:H8	27:BD:62:TYR:OH	2.03	0.41
25:BA:2390:U:O2'	25:BA:2391:G:H5'	2.21	0.41
25:BA:2703:C:H2'	25:BA:2703:C:O2	2.19	0.41
25:BA:2740:A:C6	25:BA:2764:A:C8	3.07	0.41
25:BA:2854:G:O2'	25:BA:2855:C:H5'	2.19	0.41
27:BD:19:ALA:HB3	27:BD:21:PHE:CZ	2.55	0.41
28:BE:6:GLY:HA3	28:BE:27:LEU:O	2.20	0.41
28:BE:116:VAL:HG13	28:BE:122:PHE:CG	2.55	0.41
30:BG:7:LEU:HD21	30:BG:176:LEU:HD22	2.02	0.41
30:BG:129:GLY:O	30:BG:161:THR:HB	2.19	0.41
35:BO:135:LEU:HD23	35:BO:135:LEU:HA	1.81	0.41
37:B0:34:ILE:HG22	37:B0:114:VAL:HB	2.02	0.41
38:BQ:23:ARG:HB2	38:BQ:86:ALA:HB2	2.02	0.41
42:BS:79:GLY:C	42:BS:100:THR:HG22	2.40	0.41
42:BS:111:HIS:CD2	42:BS:112:GLY:H	2.38	0.41
43:BT:24:GLY:CA	43:BT:82:GLN:HE22	2.32	0.41
47:BZ:87:PRO:O	47:BZ:89:GLU:N	2.53	0.41
54:B8:36:LYS:CD	54:B8:40:GLU:CD	2.87	0.41
1:CA:9:G:H2'	1:CA:10:A:H8	1.86	0.41
1:CA:75:C:H2'	1:CA:76:G:O4'	2.20	0.41
1:CA:186(E):C:C2	1:CA:191(C):G:N2	2.88	0.41

*Continued on next page...*

*Continued from previous page...*

Atom-1	Atom-2	Interatomic distance (Å)	Clash overlap (Å)
1:CA:309:G:H1'	1:CA:608:A:C2	2.55	0.41
1:CA:382:A:C6	1:CA:383:A:C6	3.08	0.41
1:CA:429:U:H1'	1:CA:430:A:H5''	2.02	0.41
1:CA:585:G:H4'	12:CO:8:ASN:ND2	2.35	0.41
1:CA:799:G:C6	1:CA:800:G:C4	3.08	0.41
1:CA:977:A:HO2'	1:CA:978:A:H5'	1.84	0.41
1:CA:1318:A:O2'	19:CV:37:ARG:HG2	2.20	0.41
1:CA:1446:A:C5	39:DR:118:ARG:CZ	3.03	0.41
2:CE:90:MET:HA	2:CE:91:PRO:HD3	1.87	0.41
2:CE:95:GLN:O	2:CE:96:ARG:C	2.59	0.41
3:CF:82:GLU:H	3:CF:85:ARG:HB2	1.85	0.41
4:CG:54:TYR:CE1	4:CG:206:PHE:HE1	2.38	0.41
8:CK:20:TYR:HA	8:CK:65:TYR:CZ	2.55	0.41
11:CN:48:ILE:HA	11:CN:48:ILE:HD12	1.81	0.41
13:CP:55:ARG:HH11	13:CP:55:ARG:CG	2.30	0.41
13:CP:56:LEU:HD23	13:CP:56:LEU:HA	1.93	0.41
15:CR:11:VAL:HG21	15:CR:34:LEU:HD22	2.02	0.41
16:CS:19:ILE:HB	16:CS:36:ILE:O	2.19	0.41
20:CW:22:ARG:O	20:CW:26:ASN:ND2	2.53	0.41
22:CB:69:A:OP1	22:CB:69:A:H3'	2.20	0.41
25:DA:142:G:H1'	43:DT:37:THR:HG22	2.02	0.41
25:DA:363(E):U:H5'	25:DA:363(F):A:OP2	2.20	0.41
25:DA:528:A:N1	25:DA:2043:C:H5'	2.31	0.41
25:DA:568:U:O5'	25:DA:945:A:N6	2.52	0.41
25:DA:603:A:C2	25:DA:655:A:C2	3.07	0.41
25:DA:1062:G:OP1	25:DA:1062:G:C8	2.68	0.41
25:DA:1204:A:N1	25:DA:1241:A:H2	2.18	0.41
25:DA:1767:C:H2'	25:DA:1768:U:O4'	2.20	0.41
25:DA:2099:U:O2	25:DA:2099:U:H2'	2.20	0.41
25:DA:2305:A:C6	30:DG:154:GLY:CA	3.03	0.41
25:DA:2517:C:C2	25:DA:2542:A:C6	3.08	0.41
26:DB:20:C:C2'	26:DB:21:G:H5'	2.50	0.41
26:DB:88:C:H6	26:DB:89:G:C8	2.38	0.41
27:DD:85:ASP:HB2	27:DD:92:ILE:HD13	2.02	0.41
27:DD:161:THR:O	27:DD:162:SER:HB3	2.20	0.41
28:DE:57:LYS:HA	28:DE:57:LYS:HD3	1.85	0.41
28:DE:182:LEU:C	28:DE:183:LEU:HD12	2.40	0.41
29:DF:188:ARG:HG3	35:DO:3:LEU:HD11	2.01	0.41
30:DG:142:PRO:HG2	30:DG:143:GLU:OE2	2.20	0.41
36:DP:35:VAL:HG23	36:DP:36:ALA:N	2.36	0.41
44:DU:2:ARG:HA	44:DU:2:ARG:HD3	1.77	0.41

*Continued on next page...*

*Continued from previous page...*

Atom-1	Atom-2	Interatomic distance (Å)	Clash overlap (Å)
45:DV:138:GLU:O	45:DV:156:LYS:HE3	2.19	0.41
45:DV:151:HIS:CD2	45:DV:151:HIS:N	2.86	0.41
49:DX:52:HIS:CE1	49:DX:53:LEU:HD23	2.56	0.41
50:D4:24:THR:O	50:D4:25:TYR:HB2	2.19	0.41
1:AA:140:A:C6	1:AA:141:A:C5	3.08	0.41
1:AA:148:G:C2	1:AA:149:A:C8	3.08	0.41
1:AA:280:C:O2	17:AT:38:ARG:HG3	2.20	0.41
1:AA:411:A:C4	1:AA:413:G:H1'	2.55	0.41
1:AA:450:G:H2'	1:AA:451:A:OP1	2.21	0.41
1:AA:836:G:C6	1:AA:851:G:C6	3.08	0.41
1:AA:926:G:C6	1:AA:1505:G:C6	3.08	0.41
1:AA:1342:C:O2'	9:AL:124:GLN:HA	2.21	0.41
2:AE:208:ILE:HA	2:AE:211:ILE:HG13	2.03	0.41
5:AH:69:VAL:HG12	5:AH:71:LEU:HD23	2.03	0.41
7:AJ:62:PHE:HA	7:AJ:124:LEU:HD23	2.02	0.41
12:AO:46:LYS:CG	12:AO:47:LYS:H	2.33	0.41
17:AT:83:ASP:OD2	17:AT:84:LEU:HD23	2.20	0.41
18:AU:25:THR:HG22	18:AU:25:THR:O	2.20	0.41
25:BA:165:U:H2'	25:BA:171:G:O4'	2.20	0.41
25:BA:244:A:C2	25:BA:255:A:C4	3.08	0.41
25:BA:270(E):G:C6	25:BA:270(F):U:C4	3.08	0.41
25:BA:537:C:H3'	25:BA:539:G:H8	1.85	0.41
25:BA:807:U:O2'	25:BA:808:G:H5'	2.20	0.41
25:BA:811:U:OP2	35:BO:21:ARG:O	2.39	0.41
25:BA:1071:G:C8	25:BA:1089:G:C5	3.08	0.41
25:BA:1321:A:H2'	25:BA:1322:A:O4'	2.20	0.41
25:BA:1446:C:C2'	25:BA:1447:G:O5'	2.68	0.41
25:BA:1528:A:N6	25:BA:1545:A:C2	2.88	0.41
25:BA:1594:G:H2'	25:BA:1595:G:O4'	2.20	0.41
25:BA:1665:A:H2'	25:BA:1666:G:O4'	2.21	0.41
25:BA:2422:A:C4'	25:BA:2423:U:OP1	2.61	0.41
25:BA:2469:A:H62	25:BA:2481:G:H21	1.67	0.41
25:BA:2646:C:O5'	25:BA:2646:C:C6	2.74	0.41
25:BA:2688:U:O2	25:BA:2688:U:C3'	2.68	0.41
26:BB:81:G:O6	26:BB:95:U:O2	2.38	0.41
27:BD:77:ALA:HB2	27:BD:97:TYR:CD2	2.55	0.41
28:BE:29:GLY:N	28:BE:51:PHE:CE2	2.89	0.41
28:BE:119:ARG:HH12	28:BE:158:GLY:HA3	1.82	0.41
30:BG:77:ILE:O	30:BG:77:ILE:HG22	2.18	0.41
31:BH:3:ARG:HA	31:BH:3:ARG:NE	2.35	0.41
31:BH:38:SER:HA	31:BH:39:PRO:HD3	1.89	0.41

*Continued on next page...*

*Continued from previous page...*

Atom-1	Atom-2	Interatomic distance (Å)	Clash overlap (Å)
37:B0:28:LEU:HD23	37:B0:28:LEU:HA	1.83	0.41
37:B0:51:LEU:HD23	37:B0:51:LEU:HA	1.86	0.41
45:BV:58:VAL:HG12	45:BV:66:SER:HB3	2.01	0.41
45:BV:102:LEU:HD13	45:BV:139:VAL:HG21	2.01	0.41
52:B6:21:TYR:N	52:B6:21:TYR:HD2	2.19	0.41
1:CA:287:U:H2'	1:CA:288:A:C8	2.56	0.41
1:CA:438:G:H4'	4:CG:123:HIS:ND1	2.35	0.41
1:CA:628:G:C2'	1:CA:629:G:H5'	2.50	0.41
1:CA:640:A:O2'	1:CA:641:U:H5'	2.19	0.41
1:CA:681:C:C2	1:CA:710:G:N2	2.87	0.41
1:CA:814:A:H5'	1:CA:1511:G:H4'	2.02	0.41
1:CA:957:U:C3'	1:CA:958:A:H5''	2.51	0.41
1:CA:1161:C:O2'	1:CA:1162:C:H5'	2.19	0.41
1:CA:1186:G:C2	1:CA:1187:G:H1'	2.55	0.41
1:CA:1207:G:C5	1:CA:1208:C:C4	3.08	0.41
1:CA:1329:A:OP1	13:CP:25:ILE:O	2.38	0.41
1:CA:1453:G:N3	1:CA:1453:G:O4'	2.54	0.41
1:CA:1477:C:C2'	1:CA:1478:C:H5'	2.50	0.41
2:CE:132:LYS:NZ	2:CE:136:VAL:HG22	2.34	0.41
8:CK:61:VAL:HG12	8:CK:63:LEU:HD13	2.01	0.41
9:CL:52:ALA:HB3	9:CL:95:LYS:NZ	2.36	0.41
9:CL:111:ARG:O	9:CL:113:LYS:HD2	2.20	0.41
10:CM:54:PHE:CE1	10:CM:55:LYS:NZ	2.88	0.41
11:CN:69:ALA:HB1	11:CN:103:LEU:CD2	2.50	0.41
14:CQ:7:ILE:O	14:CQ:10:ALA:HB3	2.19	0.41
18:CU:37:VAL:O	18:CU:41:LYS:HB2	2.20	0.41
22:CB:65:U:H5''	36:DP:52:VAL:HG23	2.02	0.41
23:CD:37:U:H2'	23:CD:38:A:C8	2.55	0.41
25:DA:49:A:H5''	25:DA:50:U:H3'	2.01	0.41
25:DA:110:G:C2	25:DA:111:A:C8	3.08	0.41
25:DA:277:C:H3'	25:DA:278:A:C8	2.54	0.41
25:DA:704:G:H1'	25:DA:726:G:N2	2.36	0.41
25:DA:836:G:C5	25:DA:837:C:C4	3.07	0.41
25:DA:1021:A:C6	25:DA:1023:U:C4	3.08	0.41
25:DA:1111:A:H4'	31:DH:3:ARG:CD	2.40	0.41
25:DA:1330:C:O2'	25:DA:1331:A:H5'	2.21	0.41
25:DA:1475:G:H5'	25:DA:1476:C:OP2	2.20	0.41
25:DA:1599:C:N3	25:DA:1600:C:C5	2.89	0.41
25:DA:2312:U:C2'	25:DA:2313:C:H5'	2.50	0.41
25:DA:2748:A:C2	25:DA:2749:A:C8	3.08	0.41
28:DE:37:ARG:O	28:DE:45:THR:HA	2.20	0.41

*Continued on next page...*



*Continued from previous page...*

Atom-1	Atom-2	Interatomic distance (Å)	Clash overlap (Å)
28:DE:105:THR:OG1	28:DE:166:THR:HG23	2.20	0.41
30:DG:75:LYS:H	30:DG:75:LYS:HG3	1.72	0.41
32:DK:77:LEU:HG	32:DK:78:THR:OG1	2.20	0.41
38:DQ:110:LEU:HD22	38:DQ:112:PHE:N	2.35	0.41
39:DR:16:ARG:HH21	39:DR:19:LEU:HD21	1.83	0.41
41:D2:66:ARG:H	41:D2:66:ARG:HG2	1.63	0.41
42:DS:51:LEU:HD23	42:DS:105:VAL:HG11	2.02	0.41
48:DW:15:LYS:H	48:DW:67:LYS:HE2	1.84	0.41
50:D4:13:ARG:HG3	50:D4:22:ILE:HG22	2.02	0.41
1:AA:187:C:O2	1:AA:191(A):G:C6	2.73	0.41
1:AA:562:C:N4	1:AA:884:U:C6	2.88	0.41
1:AA:656:C:C6	1:AA:656:C:H3'	2.56	0.41
1:AA:690:G:O2'	1:AA:691:G:H5'	2.21	0.41
1:AA:1310:G:N2	1:AA:1328:C:C2	2.88	0.41
2:AE:212:GLN:O	2:AE:212:GLN:NE2	2.54	0.41
3:AF:29:TYR:O	3:AF:29:TYR:HD2	2.03	0.41
3:AF:116:VAL:HG21	3:AF:202:ILE:HD11	2.02	0.41
4:AG:25:ARG:C	4:AG:27:TYR:N	2.74	0.41
12:AO:62:SER:HB2	12:AO:64:TYR:CD1	2.51	0.41
18:AU:18:ARG:HB3	18:AU:19:LYS:H	1.76	0.41
19:AV:40:ILE:O	19:AV:41:VAL:HG22	2.21	0.41
23:AD:20:G:C5'	23:AD:60:A:N6	2.81	0.41
23:AD:20:G:H4'	23:AD:60:A:N6	2.35	0.41
23:AD:31:G:H1	23:AD:41:C:H42	1.67	0.41
25:BA:49:A:C8	25:BA:51:G:C2	3.09	0.41
25:BA:129:C:H2'	25:BA:130:C:C6	2.56	0.41
25:BA:299:A:H62	25:BA:300:A:H61	1.67	0.41
25:BA:305:U:O5'	25:BA:305:U:H6	2.03	0.41
25:BA:607:U:C2	25:BA:621:A:N1	2.89	0.41
25:BA:755:C:H2'	25:BA:756:C:C6	2.56	0.41
25:BA:839:U:H2'	25:BA:840:C:C6	2.55	0.41
25:BA:1070:A:H3'	25:BA:1071:G:H5''	2.01	0.41
25:BA:1444:G:C2	25:BA:1548:C:N3	2.89	0.41
25:BA:1652:A:C2'	25:BA:1653:G:H5'	2.51	0.41
25:BA:2286:A:H2'	52:B6:31:PRO:HG2	2.01	0.41
25:BA:2347:C:P	52:B6:39:TYR:OH	2.78	0.41
25:BA:2518:A:C8	25:BA:2518:A:H5'	2.56	0.41
25:BA:2751:G:O5'	25:BA:2751:G:C8	2.73	0.41
27:BD:21:PHE:O	27:BD:24:ILE:HB	2.20	0.41
28:BE:16:ARG:O	28:BE:17:ASP:CB	2.60	0.41
28:BE:201:THR:HG22	28:BE:202:LYS:N	2.34	0.41

*Continued on next page...*

*Continued from previous page...*

Atom-1	Atom-2	Interatomic distance (Å)	Clash overlap (Å)
31:BH:125:VAL:HG12	31:BH:127:GLU:O	2.20	0.41
33:BM:21:LYS:O	33:BM:22:THR:O	2.38	0.41
38:BQ:41:ASP:OD1	38:BQ:41:ASP:C	2.58	0.41
41:B2:4:ILE:HB	41:B2:40:LEU:HB2	2.02	0.41
41:B2:29:PRO:HA	41:B2:61:VAL:HG22	2.00	0.41
42:BS:1:MET:HG3	42:BS:64:MET:HE2	2.02	0.41
45:BV:98:MET:HE2	45:BV:100:VAL:HG22	2.02	0.41
54:B8:36:LYS:HD2	54:B8:40:GLU:CG	2.51	0.41
1:CA:79:G:H8	1:CA:79:G:OP2	2.03	0.41
1:CA:173:U:H5''	1:CA:197:A:O4'	2.21	0.41
1:CA:181:G:H4'	1:CA:182:U:H5'	2.03	0.41
1:CA:197:A:C8	1:CA:198:G:C1'	3.04	0.41
1:CA:447:G:H3'	1:CA:485:G:N2	2.35	0.41
1:CA:828:A:H5''	1:CA:859:A:H2	1.78	0.41
1:CA:859:A:OP2	1:CA:869:G:N1	2.41	0.41
1:CA:941:G:C2'	1:CA:942:G:O5'	2.68	0.41
1:CA:956:U:C2	1:CA:1225:A:C2	3.08	0.41
1:CA:973:G:C6	1:CA:974:A:N1	2.89	0.41
1:CA:1001:G:H1	1:CA:1039:C:N4	2.16	0.41
1:CA:1028(A):C:C4	1:CA:1028(B):C:N4	2.86	0.41
1:CA:1216:G:C2	1:CA:1217:C:C2	3.09	0.41
1:CA:1301:U:C4	1:CA:1303:C:C6	3.08	0.41
1:CA:1434:A:N6	1:CA:1467:G:H1'	2.33	0.41
2:CE:134:GLU:HA	2:CE:137:ARG:HB2	2.02	0.41
3:CF:73:PRO:HA	3:CF:76:VAL:HG13	2.03	0.41
4:CG:5:ILE:O	4:CG:5:ILE:HG22	2.21	0.41
4:CG:24:GLU:CD	4:CG:112:VAL:HG21	2.41	0.41
5:CH:100:VAL:HA	5:CH:118:ILE:HG22	2.02	0.41
9:CL:32:ASP:O	9:CL:35:GLU:N	2.49	0.41
10:CM:15:THR:HG21	10:CM:92:THR:CG2	2.43	0.41
10:CM:16:LEU:HD22	10:CM:16:LEU:HA	1.76	0.41
12:CO:34:ARG:HD2	12:CO:82:VAL:CG1	2.49	0.41
13:CP:87:TYR:CD2	13:CP:87:TYR:C	2.93	0.41
14:CQ:44:LEU:C	14:CQ:44:LEU:HD12	2.41	0.41
18:CU:84:LYS:HA	18:CU:84:LYS:HE2	2.03	0.41
22:CB:8:U:H5''	22:CB:60:A:H5'	2.02	0.41
22:CB:34:U:C2	22:CB:36:A:OP2	2.73	0.41
23:CC:76:C:OP1	25:DA:2602:A:OP1	2.39	0.41
23:CD:27:G:H2'	23:CD:28:U:O4'	2.20	0.41
25:DA:80:G:C2'	25:DA:81:G:H5'	2.50	0.41
25:DA:218:A:H2	25:DA:235:U:H4'	1.84	0.41

*Continued on next page...*

*Continued from previous page...*

Atom-1	Atom-2	Interatomic distance (Å)	Clash overlap (Å)
25:DA:550:G:O2'	25:DA:1220:A:N3	2.42	0.41
25:DA:631:A:N6	25:DA:632:A:C2	2.88	0.41
25:DA:1021:A:H62	25:DA:1141:U:H3	1.68	0.41
25:DA:1142(A):A:N7	25:DA:1144:G:C5	2.89	0.41
25:DA:1309:G:C2'	25:DA:1310:G:H5'	2.49	0.41
25:DA:1601:G:C6	25:DA:1602:U:C4	3.08	0.41
25:DA:1899:G:H1	25:DA:1902:C:H41	1.69	0.41
25:DA:2149:G:C2	25:DA:2150:U:C2	3.08	0.41
25:DA:2164:C:C5	25:DA:2165:G:N7	2.88	0.41
25:DA:2857:G:N2	25:DA:2859:G:H3'	2.36	0.41
27:DD:9:TYR:CE2	27:DD:13:ARG:HG2	2.56	0.41
27:DD:68:LYS:CB	27:DD:70:TRP:CZ3	3.04	0.41
27:DD:78:LYS:HA	27:DD:115:GLN:O	2.19	0.41
29:DF:29:ASN:H	29:DF:112:MET:HE1	1.84	0.41
30:DG:5:VAL:HG22	50:D4:25:TYR:CE2	2.55	0.41
30:DG:64:THR:HG23	30:DG:65:GLY:H	1.84	0.41
31:DH:9:ILE:HG21	31:DH:51:ARG:HG2	2.03	0.41
31:DH:130:ARG:HB3	31:DH:130:ARG:NH1	2.35	0.41
33:DM:19:GLU:HG3	33:DM:59:LYS:CB	2.49	0.41
33:DM:98:VAL:HG23	33:DM:99:LEU:N	2.36	0.41
37:D0:65:LEU:HD12	37:D0:65:LEU:HA	1.86	0.41
39:DR:1:MET:HA	39:DR:1:MET:CE	2.50	0.41
39:DR:64:ARG:O	39:DR:64:ARG:CG	2.67	0.41
40:D1:52:ARG:HB3	40:D1:52:ARG:HH11	1.85	0.41
44:DU:86:ARG:HB3	44:DU:88:LYS:NZ	2.34	0.41
45:DV:31:ARG:HE	45:DV:31:ARG:HB2	1.73	0.41
54:D8:35:GLN:C	54:D8:36:LYS:HG3	2.41	0.41
1:AA:323:U:H5'	20:AW:23:ARG:HB2	2.03	0.41
1:AA:453:A:C5	1:AA:454:C:C5	3.08	0.41
1:AA:735:C:O2'	1:AA:736:C:H5'	2.20	0.41
1:AA:1227:A:OP2	13:AP:96:LEU:HD21	2.20	0.41
1:AA:1256:A:O4'	1:AA:1258:G:C2	2.74	0.41
1:AA:1336:C:OP1	1:AA:1336:C:C4'	2.66	0.41
2:AE:167:PRO:HG3	2:AE:188:ALA:HB2	2.01	0.41
2:AE:219:VAL:HA	2:AE:222:ILE:CD1	2.51	0.41
3:AF:47:LEU:HD12	3:AF:47:LEU:HA	1.78	0.41
5:AH:99:GLY:O	5:AH:117:ASP:HA	2.20	0.41
5:AH:154:GLY:O	5:AH:155:GLU:CB	2.67	0.41
10:AM:49:VAL:HG21	14:AQ:41:ARG:HB2	1.99	0.41
13:AP:34:LEU:HD22	13:AP:34:LEU:HA	1.82	0.41
17:AT:100:LYS:O	17:AT:101:ARG:NE	2.53	0.41

*Continued on next page...*

*Continued from previous page...*

Atom-1	Atom-2	Interatomic distance (Å)	Clash overlap (Å)
19:AV:65:ASN:H	19:AV:65:ASN:ND2	2.06	0.41
23:AD:69:C:C5	23:AD:70:C:C5	3.08	0.41
25:BA:36:G:C5	25:BA:37:C:C5	3.09	0.41
25:BA:814:C:O2'	25:BA:1225:C:N3	2.49	0.41
25:BA:856:C:H2'	25:BA:857:C:C6	2.49	0.41
25:BA:1092:C:H42	25:BA:1099:G:H1	1.67	0.41
25:BA:1449(A):G:O2'	25:BA:1450:C:H5'	2.21	0.41
25:BA:1750:G:C2'	25:BA:1751:C:H5'	2.50	0.41
25:BA:1913:A:H4'	25:BA:1914:C:H5''	2.02	0.41
25:BA:2109:U:C4	25:BA:2110:G:O6	2.74	0.41
25:BA:2409:G:H2'	25:BA:2410:G:O4'	2.21	0.41
25:BA:2642:G:N2	25:BA:2773:C:C2	2.89	0.41
25:BA:2663:G:C2	25:BA:2664:G:H1'	2.56	0.41
25:BA:2690:C:OP2	25:BA:2690:C:H6	2.03	0.41
25:BA:2799:A:N7	25:BA:2801:A:N6	2.68	0.41
27:BD:223:GLY:HA3	27:BD:231:HIS:CE1	2.55	0.41
28:BE:80:GLU:C	28:BE:82:ARG:H	2.23	0.41
29:BF:10:PRO:HG2	29:BF:124:LEU:HD12	2.03	0.41
33:BM:131:GLN:NE2	33:BM:132:ALA:N	2.63	0.41
35:BO:112:LEU:HD23	35:BO:112:LEU:HA	1.86	0.41
36:BP:87:LYS:O	36:BP:89:ASN:N	2.51	0.41
37:B0:87:TYR:CE1	37:B0:117:VAL:HG12	2.55	0.41
47:BZ:83:GLU:OE2	47:BZ:83:GLU:N	2.45	0.41
48:BW:61:LEU:HD23	48:BW:61:LEU:HA	1.78	0.41
49:BX:22:ALA:C	49:BX:24:LYS:N	2.73	0.41
1:CA:9:G:H5'	5:CH:122:GLU:OE2	2.21	0.41
1:CA:92:G:H2'	1:CA:93:U:O4'	2.21	0.41
1:CA:393:A:C4	1:CA:394:G:C8	3.08	0.41
1:CA:476:G:O2'	1:CA:477:G:H5'	2.19	0.41
1:CA:561:U:HO2'	1:CA:562:C:P	2.44	0.41
1:CA:671:G:C4	1:CA:672:U:C6	3.09	0.41
1:CA:977:A:C8	1:CA:982:U:O4	2.74	0.41
1:CA:1121:U:O2'	1:CA:1122:U:H5'	2.20	0.41
1:CA:1126:U:H1'	1:CA:1127:G:P	2.61	0.41
1:CA:1157:A:H62	1:CA:1178:G:N2	2.18	0.41
1:CA:1226:C:H4'	1:CA:1227:A:OP1	2.20	0.41
1:CA:1326:C:H2'	1:CA:1327:C:C6	2.56	0.41
1:CA:1374:A:C2'	1:CA:1375:A:H5'	2.50	0.41
2:CE:188:ALA:O	2:CE:203:GLY:O	2.39	0.41
4:CG:189:PRO:HB2	4:CG:194:LEU:HD21	2.02	0.41
5:CH:118:ILE:HD12	5:CH:118:ILE:HA	1.92	0.41

*Continued on next page...*

*Continued from previous page...*

Atom-1	Atom-2	Interatomic distance (Å)	Clash overlap (Å)
6:CI:61:LEU:HD23	6:CI:63:TYR:HH	1.82	0.41
8:CK:134:ILE:O	8:CK:135:CYS:HB3	2.20	0.41
10:CM:28:ARG:NH2	10:CM:34:VAL:HB	2.35	0.41
11:CN:13:GLN:HG3	11:CN:14:VAL:N	2.35	0.41
14:CQ:15:LYS:HB3	14:CQ:15:LYS:HZ3	1.85	0.41
23:CD:31:G:C2	23:CD:32:G:C5	3.08	0.41
25:DA:46:C:H42	25:DA:179:G:H1	1.68	0.41
25:DA:196:A:O2'	25:DA:805:G:O6	2.29	0.41
25:DA:250:G:P	54:D8:13:ARG:HH21	2.44	0.41
25:DA:628:G:H5''	54:D8:18:ALA:HB2	2.03	0.41
25:DA:679:C:H2'	25:DA:680:G:C8	2.55	0.41
25:DA:842:G:H2'	25:DA:843:G:O4'	2.19	0.41
25:DA:866:A:C2	25:DA:867:C:C4	3.09	0.41
25:DA:1019:U:OP1	25:DA:1035:U:O2'	2.28	0.41
25:DA:1063:G:N1	25:DA:1064:C:O2	2.53	0.41
25:DA:1142:U:H5''	25:DA:1142(A):A:H5''	2.02	0.41
25:DA:1288:U:C2	25:DA:1327:C:C2	3.08	0.41
25:DA:1342:A:C6	25:DA:1602:U:N3	2.75	0.41
25:DA:1652:A:N6	37:D0:11:ASN:HD21	1.95	0.41
25:DA:1945:G:H2'	25:DA:1946:U:H6	1.85	0.41
25:DA:2060:A:P	29:DF:68:LYS:O	2.74	0.41
25:DA:2469:A:N1	25:DA:2470:G:C4	2.88	0.41
25:DA:2552:U:C2	25:DA:2554:U:H5''	2.56	0.41
26:DB:21:G:H2'	26:DB:22:U:O4'	2.21	0.41
26:DB:99:A:C5	26:DB:100:G:C8	3.09	0.41
28:DE:54:GLN:O	28:DE:75:VAL:HG22	2.21	0.41
29:DF:7:TYR:CE2	29:DF:16:GLY:HA3	2.56	0.41
29:DF:129:PHE:HA	29:DF:142:TRP:NE1	2.35	0.41
32:DK:104:GLN:CG	32:DK:105:HIS:CD2	3.03	0.41
35:DO:60:MET:O	35:DO:60:MET:HG3	2.21	0.41
35:DO:93:GLY:O	35:DO:123:LEU:HB2	2.20	0.41
36:DP:32:TYR:CD1	36:DP:114:ALA:HB3	2.55	0.41
39:DR:64:ARG:CB	39:DR:73:GLU:HG3	2.47	0.41
39:DR:88:ILE:CD1	39:DR:91:ARG:HG2	2.50	0.41
39:DR:90:GLN:HG3	39:DR:91:ARG:N	2.35	0.41
40:D1:39:LEU:HD23	40:D1:39:LEU:HA	1.89	0.41
43:DT:12:VAL:HG22	43:DT:17:ALA:HB2	2.02	0.41
50:D4:24:THR:HB	50:D4:25:TYR:H	1.68	0.41
1:AA:108:G:C2	1:AA:109:A:C2	3.08	0.41
1:AA:877:C:H5''	8:AK:88:LYS:HD3	2.03	0.41
1:AA:937:A:C4	1:AA:938:A:C8	3.08	0.41

*Continued on next page...*

*Continued from previous page...*

Atom-1	Atom-2	Interatomic distance (Å)	Clash overlap (Å)
1:AA:988:G:C2	1:AA:1218:C:C2	3.08	0.41
2:AE:7:VAL:CG2	2:AE:8:LYS:HE2	2.50	0.41
2:AE:165:VAL:CG2	2:AE:166:ASP:N	2.82	0.41
4:AG:14:ARG:HD3	4:AG:14:ARG:HA	1.80	0.41
4:AG:19:LEU:CD2	4:AG:21:LEU:HD12	2.50	0.41
7:AJ:78:ARG:HH11	7:AJ:80:VAL:HG22	1.85	0.41
8:AK:129:VAL:HG23	8:AK:130:GLY:N	2.33	0.41
9:AL:85:LEU:O	9:AL:88:TYR:O	2.38	0.41
12:AO:113:ARG:NH2	12:AO:120:TYR:CE1	2.88	0.41
16:AS:12:LYS:HB3	16:AS:12:LYS:HE2	1.74	0.41
16:AS:74:LEU:HD23	16:AS:74:LEU:HA	1.94	0.41
22:AB:23:A:HO2'	22:AB:24:C:P	2.39	0.41
22:AB:50:A:H1'	22:AB:54:G:N2	2.36	0.41
23:AC:54:G:O2'	23:AC:55:U:H5'	2.21	0.41
25:BA:301:G:C2	25:BA:302:C:N3	2.88	0.41
25:BA:412:A:N6	25:BA:2412:A:O4'	2.54	0.41
25:BA:445:C:OP1	40:B1:2:PRO:HA	2.21	0.41
25:BA:784:A:C8	25:BA:792:G:C5	3.09	0.41
25:BA:1057:A:C8	25:BA:1086:A:H2'	2.56	0.41
25:BA:1471:A:C2	25:BA:1472:A:C4	3.09	0.41
25:BA:1813:G:H4'	27:BD:44:ASN:O	2.21	0.41
25:BA:1856:G:C2'	25:BA:1857:G:H5'	2.50	0.41
25:BA:2161:C:C2'	25:BA:2162:G:H5'	2.50	0.41
36:BP:17:LEU:HD22	36:BP:17:LEU:HA	1.85	0.41
40:B1:88:ILE:HG22	40:B1:90:VAL:H	1.85	0.41
40:B1:92:ARG:NE	41:B2:11:GLN:H	2.19	0.41
44:BU:79:CYS:O	44:BU:81:LYS:HD2	2.20	0.41
45:BV:5:LEU:HB3	45:BV:59:LEU:HA	2.02	0.41
46:B3:42:GLY:C	46:B3:57:PHE:CD1	2.92	0.41
49:BX:32:GLN:HE21	49:BX:32:GLN:HA	1.86	0.41
1:CA:89:U:C4'	1:CA:90:C:OP1	2.68	0.41
1:CA:101:A:C2'	1:CA:102:G:H5'	2.50	0.41
1:CA:436:C:H2'	1:CA:437:U:H6	1.84	0.41
1:CA:740:U:OP2	15:CR:2:PRO:HA	2.21	0.41
1:CA:940:C:H2'	1:CA:941:G:H8	1.85	0.41
1:CA:1480:G:H2'	1:CA:1481:U:C6	2.56	0.41
2:CE:73:THR:O	2:CE:74:LYS:C	2.58	0.41
5:CH:92:LYS:HG2	5:CH:93:PRO:HD2	2.02	0.41
9:CL:89:ASN:N	9:CL:89:ASN:HD22	2.18	0.41
10:CM:54:PHE:CE2	10:CM:55:LYS:CD	3.01	0.41
19:CV:31:ILE:HG21	19:CV:33:THR:HG22	2.03	0.41

*Continued on next page...*

*Continued from previous page...*

Atom-1	Atom-2	Interatomic distance (Å)	Clash overlap (Å)
22:CB:31:C:N3	22:CB:32:C:C5	2.88	0.41
23:CC:23:G:C4	23:CC:24:C:C5	3.08	0.41
23:CC:54:G:O2'	23:CC:55:U:H5'	2.21	0.41
25:DA:946:G:O2'	25:DA:947:G:H5'	2.21	0.41
25:DA:1421:G:C2	25:DA:1422:G:N7	2.89	0.41
25:DA:1533:C:H3'	25:DA:1534:G:O4'	2.21	0.41
25:DA:1810:A:H2'	25:DA:1811:G:H5'	2.01	0.41
25:DA:1870:C:N4	25:DA:1871:A:C6	2.89	0.41
25:DA:2138:C:C2	25:DA:2139:C:C5	3.08	0.41
25:DA:2579:C:H2'	25:DA:2580:U:O4'	2.20	0.41
25:DA:2602:A:H4'	25:DA:2603:G:C5'	2.49	0.41
26:DB:90:C:H6	26:DB:90:C:H5''	1.85	0.41
31:DH:35:VAL:O	31:DH:35:VAL:HG12	2.21	0.41
32:DK:78:THR:HB	32:DK:104:GLN:NE2	2.30	0.41
34:DN:103:ALA:O	34:DN:106:LEU:HB2	2.20	0.41
38:DQ:35:ILE:HD11	38:DQ:101:LEU:CD2	2.41	0.41
39:DR:45:PHE:CE1	39:DR:74:ARG:HD2	2.56	0.41
43:DT:43:VAL:HG11	43:DT:81:VAL:HG11	2.02	0.41
43:DT:44:GLU:HG2	43:DT:49:VAL:O	2.20	0.41
47:DZ:65:SER:OG	47:DZ:66:HIS:CD2	2.66	0.41
48:DW:15:LYS:HD3	48:DW:67:LYS:NZ	2.36	0.41
1:AA:103:C:C2	1:AA:104:G:C8	3.09	0.41
1:AA:186(F):C:H2'	1:AA:187:C:O4'	2.21	0.41
1:AA:258:G:H2'	1:AA:259:G:C8	2.54	0.41
1:AA:397:A:N6	1:AA:548:G:N7	2.69	0.41
1:AA:428:G:C5	1:AA:430:A:C6	3.08	0.41
1:AA:674:G:H2'	1:AA:675:A:H8	1.84	0.41
1:AA:781:A:H4'	1:AA:1522:U:O2'	2.20	0.41
1:AA:1157:A:O2'	1:AA:1158:C:C2	2.62	0.41
1:AA:1309:G:C5	1:AA:1329:A:C2	3.09	0.41
1:AA:1381:U:O2	1:AA:1381:U:H2'	2.21	0.41
2:AE:8:LYS:HG2	2:AE:11:LEU:H	1.85	0.41
2:AE:72:GLY:CA	2:AE:165:VAL:HG22	2.50	0.41
2:AE:177:ALA:HB1	2:AE:182:ILE:HB	2.02	0.41
2:AE:224:GLN:HB2	2:AE:229:VAL:HG23	2.02	0.41
3:AF:34:LEU:HD21	3:AF:38:ARG:NH1	2.33	0.41
4:AG:155:LEU:O	4:AG:156:GLU:C	2.59	0.41
8:AK:94:TYR:HD1	8:AK:132:GLU:HA	1.86	0.41
15:AR:56:LEU:O	15:AR:56:LEU:HD12	2.20	0.41
20:AW:72:LEU:HD21	20:AW:77:ALA:N	2.36	0.41
23:AC:76:C:C5'	23:AC:77:A:OP2	2.50	0.41

*Continued on next page...*

*Continued from previous page...*

Atom-1	Atom-2	Interatomic distance (Å)	Clash overlap (Å)
23:AC:77:A:H5'	23:AC:77:A:H8	1.85	0.41
23:AD:11:A:N1	23:AD:26:C:C2	2.89	0.41
23:AD:13:C:C2'	23:AD:14:A:OP1	2.68	0.41
25:BA:404:C:C2'	25:BA:405:U:OP2	2.68	0.41
25:BA:466:A:N3	25:BA:683:C:H1'	2.36	0.41
25:BA:638:G:H2'	25:BA:639:U:O4'	2.19	0.41
25:BA:809:G:O4'	25:BA:1254:A:H1'	2.21	0.41
25:BA:847:U:H5'	25:BA:848:G:OP2	2.21	0.41
25:BA:910:A:C5	36:BP:13:GLN:HG3	2.56	0.41
25:BA:1195:G:N3	25:BA:1227:A:H2	2.18	0.41
25:BA:1446:C:H2'	25:BA:1447:G:O5'	2.20	0.41
25:BA:1535:U:N3	25:BA:1537:C:O4'	2.52	0.41
25:BA:2059:A:O2'	29:BF:69:HIS:HD2	2.03	0.41
25:BA:2082:A:H2'	25:BA:2083:G:O4'	2.21	0.41
25:BA:2163:C:C5	25:BA:2164:C:C5	3.08	0.41
25:BA:2166:G:C2'	25:BA:2167:U:OP1	2.69	0.41
25:BA:2492:U:H2'	25:BA:2493:U:H6	1.85	0.41
25:BA:2607:G:H2'	25:BA:2608:G:O4'	2.21	0.41
27:BD:269:PHE:CD2	27:BD:269:PHE:N	2.89	0.41
29:BF:191:ARG:HH11	29:BF:191:ARG:HB3	1.86	0.41
30:BG:26:GLN:HG3	30:BG:30:GLU:OE2	2.20	0.41
30:BG:44:GLY:O	30:BG:47:LYS:HE2	2.21	0.41
31:BH:13:LYS:HE2	31:BH:13:LYS:HA	2.03	0.41
31:BH:30:LYS:HG3	31:BH:79:VAL:O	2.21	0.41
31:BH:102:ALA:HB2	31:BH:116:GLU:HB2	2.03	0.41
37:B0:92:GLY:N	37:B0:94:TYR:CE2	2.89	0.41
39:BR:6:LEU:HA	39:BR:9:LEU:HB2	2.01	0.41
39:BR:93:ARG:HG3	39:BR:93:ARG:NH1	2.32	0.41
43:BT:26:TYR:O	43:BT:81:VAL:HG12	2.21	0.41
45:BV:59:LEU:O	45:BV:60:GLU:C	2.59	0.41
46:B3:32:ARG:HE	46:B3:32:ARG:HB3	1.67	0.41
1:CA:34:C:O2'	1:CA:35:G:H5'	2.20	0.41
1:CA:389:A:N3	1:CA:389:A:H2'	2.36	0.41
1:CA:862:C:C2	1:CA:863:U:C6	3.08	0.41
1:CA:1069:C:HO2'	1:CA:1192:C:H1'	1.86	0.41
1:CA:1076:C:C2	1:CA:1082:G:N2	2.89	0.41
1:CA:1089:G:C6	1:CA:1090:U:C4	3.08	0.41
1:CA:1192:C:N4	1:CA:1193:G:C5	2.89	0.41
1:CA:1294:G:O2'	1:CA:1295:G:H5'	2.21	0.41
1:CA:1297:C:OP2	1:CA:1297:C:H6	2.04	0.41
1:CA:1347:G:C5	9:CL:107:ARG:NH2	2.89	0.41

*Continued on next page...*



*Continued from previous page...*

Atom-1	Atom-2	Interatomic distance (Å)	Clash overlap (Å)
3:CF:27:LYS:HB3	3:CF:27:LYS:HZ3	1.84	0.41
5:CH:33:VAL:HG12	5:CH:34:VAL:N	2.35	0.41
5:CH:107:ARG:HG2	5:CH:108:ALA:H	1.83	0.41
16:CS:8:ARG:HD2	16:CS:17:TYR:HE2	1.85	0.41
16:CS:81:ARG:O	16:CS:81:ARG:HG3	2.20	0.41
18:CU:25:THR:O	18:CU:25:THR:HG22	2.20	0.41
20:CW:94:ALA:O	20:CW:95:ALA:HB2	2.20	0.41
25:DA:12:U:O2	25:DA:12:U:C2'	2.64	0.41
25:DA:204:A:H5'	25:DA:206:U:H1'	2.02	0.41
25:DA:278:A:O2'	25:DA:279:C:P	2.78	0.41
25:DA:405:U:O2	25:DA:405:U:C2'	2.68	0.41
25:DA:511:U:H4'	25:DA:1235:G:H4'	2.02	0.41
25:DA:527:C:OP2	25:DA:2779:U:C5	2.60	0.41
25:DA:565:C:H4'	25:DA:1253:A:C6	2.55	0.41
25:DA:681:G:H2'	25:DA:682:G:O4'	2.20	0.41
25:DA:944:G:H2'	25:DA:944:G:N3	2.36	0.41
25:DA:988:A:H3'	49:DX:11:SER:HG	1.84	0.41
25:DA:988:A:C2'	25:DA:989:G:O5'	2.69	0.41
25:DA:991:C:O2	25:DA:1164:G:C2	2.74	0.41
25:DA:1198:U:H2'	25:DA:1199:U:C6	2.55	0.41
25:DA:1424:G:H2'	25:DA:1425:G:O4'	2.21	0.41
25:DA:1932:A:H2'	25:DA:1933:G:O4'	2.21	0.41
25:DA:2157:G:O2'	25:DA:2158:A:O4'	2.27	0.41
25:DA:2173:A:H5'	25:DA:2174:C:OP2	2.20	0.41
25:DA:2387:U:H5'	25:DA:2388:A:OP2	2.20	0.41
25:DA:2464:C:H2'	25:DA:2465:C:O4'	2.20	0.41
26:DB:46:A:H2'	26:DB:47:C:H6	1.86	0.41
26:DB:90:C:O5'	36:DP:17:LEU:O	2.38	0.41
27:DD:132:PRO:HD3	27:DD:190:TYR:CZ	2.55	0.41
28:DE:181:LEU:HD11	39:DR:7:ILE:HD12	2.01	0.41
29:DF:72:ARG:HB3	29:DF:72:ARG:HH11	1.86	0.41
29:DF:206:ILE:O	29:DF:206:ILE:HG13	2.19	0.41
31:DH:94:TYR:CZ	31:DH:107:VAL:O	2.74	0.41
34:DN:22:ILE:HG22	34:DN:23:ARG:N	2.36	0.41
35:DO:47:ASP:O	35:DO:48:PRO:C	2.59	0.41
37:D0:29:LEU:HD12	37:D0:29:LEU:HA	1.93	0.41
41:D2:62:LEU:HB2	41:D2:93:GLU:O	2.21	0.41
43:DT:40:LYS:HG3	43:DT:51:VAL:HG11	2.03	0.41
44:DU:46:LYS:O	44:DU:47:LYS:C	2.58	0.41
44:DU:98:VAL:CG1	44:DU:99:CYS:H	2.29	0.41
50:D4:38:LYS:C	50:D4:40:HIS:N	2.74	0.41

*Continued on next page...*

*Continued from previous page...*

Atom-1	Atom-2	Interatomic distance (Å)	Clash overlap (Å)
54:D8:50:LEU:CD1	54:D8:50:LEU:N	2.79	0.41
1:AA:61:G:H2'	1:AA:62:U:O4'	2.21	0.41
1:AA:184:G:H2'	1:AA:185:A:C8	2.56	0.41
1:AA:1124:G:O2'	10:AM:38:ILE:HD13	2.21	0.41
1:AA:1162:C:C2	1:AA:1175:G:N2	2.89	0.41
1:AA:1180:A:H8	1:AA:1180:A:O5'	2.03	0.41
1:AA:1303:C:N4	1:AA:1304:G:C6	2.89	0.41
1:AA:1305:G:OP1	21:AX:2:GLY:HA3	2.21	0.41
2:AE:5:ILE:CG2	2:AE:221:LEU:HD23	2.50	0.41
2:AE:130:ARG:HA	2:AE:131:PRO:HD3	1.91	0.41
7:AJ:54:THR:OG1	7:AJ:56:GLN:HG2	2.21	0.41
8:AK:56:LYS:HA	8:AK:57:PRO:HD2	1.95	0.41
13:AP:86:CYS:HB2	19:AV:73:GLU:HB3	2.03	0.41
16:AS:25:ARG:HG2	16:AS:25:ARG:H	1.61	0.41
18:AU:76:LEU:HA	18:AU:76:LEU:HD22	1.87	0.41
23:AC:48:U:H1'	23:AC:49:C:OP2	2.21	0.41
23:AD:29:C:O2'	23:AD:30:G:H5'	2.21	0.41
25:BA:738:G:C6	25:BA:739:G:C2	3.09	0.41
25:BA:943:U:OP2	35:BO:36:LYS:CG	2.68	0.41
25:BA:1265:A:OP1	25:BA:1265:A:H8	2.04	0.41
25:BA:1449:A:C5'	25:BA:1449(A):G:OP2	2.68	0.41
25:BA:1889:A:N1	25:BA:2234:G:H1'	2.36	0.41
25:BA:1914:C:O2	25:BA:1914:C:O5'	2.39	0.41
25:BA:1952:A:C6	34:BN:22:ILE:HD11	2.56	0.41
25:BA:2467:C:N4	25:BA:2468:G:C6	2.89	0.41
26:BB:42:C:H4'	30:BG:67:LYS:CD	2.51	0.41
26:BB:81:G:H2'	26:BB:82:G:C5'	2.50	0.41
27:BD:35:LYS:HG2	27:BD:64:ILE:CA	2.50	0.41
28:BE:92:THR:H	28:BE:95:ILE:HD11	1.86	0.41
30:BG:70:VAL:HA	30:BG:90:LEU:HD12	2.02	0.41
31:BH:152:ARG:C	31:BH:153:LYS:HD2	2.41	0.41
31:BH:153:LYS:HG3	31:BH:161:GLY:CA	2.50	0.41
32:BK:21:VAL:HG22	32:BK:22:LYS:H	1.85	0.41
32:BK:99:GLU:O	32:BK:100:ALA:C	2.59	0.41
33:BM:23:LEU:C	33:BM:23:LEU:HD12	2.41	0.41
33:BM:57:ALA:O	33:BM:58:ASP:OD1	2.39	0.41
36:BP:34:LEU:HD23	36:BP:104:PHE:CD1	2.56	0.41
41:B2:18:LEU:HD22	41:B2:19:LYS:N	2.35	0.41
44:BU:54:LYS:O	44:BU:55:TYR:HB2	2.21	0.41
45:BV:61:LEU:HA	45:BV:62:PRO:HD3	1.95	0.41
52:B6:40:CYS:CA	52:B6:46:HIS:HA	2.40	0.41

*Continued on next page...*

*Continued from previous page...*

Atom-1	Atom-2	Interatomic distance (Å)	Clash overlap (Å)
1:CA:161:A:N6	1:CA:162:A:C6	2.88	0.41
1:CA:328:C:C2'	1:CA:329:A:OP2	2.68	0.41
1:CA:630:G:H5'	1:CA:631:G:OP2	2.21	0.41
1:CA:675:A:H1'	11:CN:116:HIS:CG	2.55	0.41
1:CA:828:A:H61	1:CA:858:G:C2'	2.34	0.41
1:CA:932:C:O2	1:CA:932:C:H2'	2.20	0.41
1:CA:980:C:C5	1:CA:981:U:C2	3.09	0.41
1:CA:1060:C:C2	1:CA:1198:G:C2	3.09	0.41
1:CA:1128:C:C4	1:CA:1139:G:N1	2.89	0.41
1:CA:1234:C:C2'	1:CA:1235:U:H5'	2.50	0.41
1:CA:1258:G:O2'	1:CA:1259:C:H5'	2.21	0.41
1:CA:1394:A:H4'	1:CA:1395:C:OP2	2.20	0.41
2:CE:179:LYS:HA	8:CK:72:PRO:HG3	2.03	0.41
3:CF:134:ILE:CG2	3:CF:168:ALA:HB3	2.41	0.41
10:CM:78:ASN:HB3	10:CM:80:LYS:HB3	2.03	0.41
11:CN:29:ILE:HG22	11:CN:44:SER:CB	2.37	0.41
16:CS:82:GLN:H	16:CS:82:GLN:HG2	1.54	0.41
20:CW:53:LEU:HD21	20:CW:92:LEU:HD11	2.02	0.41
24:C1:13:U:O2	24:C1:13:U:C2'	2.52	0.41
25:DA:322:A:H5'	25:DA:340:A:C1'	2.47	0.41
25:DA:588:U:H1'	29:DF:90:PHE:HB3	2.03	0.41
25:DA:654(A):A:N1	25:DA:654(T):A:N1	2.69	0.41
25:DA:674:G:O2'	29:DF:67:GLN:OE1	2.27	0.41
25:DA:771:G:OP1	53:D7:10:ARG:HD3	2.21	0.41
25:DA:817:C:O2'	25:DA:839:U:H5''	2.21	0.41
25:DA:888:C:C4'	25:DA:889:C:OP2	2.69	0.41
25:DA:898:C:H3'	25:DA:899:A:H5''	2.03	0.41
25:DA:1130:U:C2	25:DA:2025:C:H5''	2.56	0.41
25:DA:1140:C:C4'	25:DA:1143:A:N7	2.84	0.41
25:DA:1190:G:H2'	25:DA:1191:G:C8	2.51	0.41
25:DA:1401:G:H2'	25:DA:1402:C:O4'	2.21	0.41
25:DA:1483:G:C6	25:DA:1507:A:C2	3.09	0.41
25:DA:2410:G:N3	25:DA:2411:A:H1'	2.35	0.41
25:DA:2415:G:C5	25:DA:2416:C:C4	3.09	0.41
27:DD:26:LYS:N	27:DD:26:LYS:HE3	2.36	0.41
28:DE:11:MET:HG3	28:DE:24:THR:CA	2.50	0.41
30:DG:103:LEU:O	30:DG:106:LEU:HB3	2.21	0.41
31:DH:35:VAL:HG11	31:DH:71:LEU:HG	2.02	0.41
31:DH:120:GLY:O	31:DH:121:ILE:HD13	2.21	0.41
36:DP:1:MET:HB3	36:DP:69:PHE:HE1	1.85	0.41
43:DT:57:LEU:N	43:DT:57:LEU:CD2	2.81	0.41

*Continued on next page...*

*Continued from previous page...*

Atom-1	Atom-2	Interatomic distance (Å)	Clash overlap (Å)
1:AA:8:A:H5'	5:AH:101:ILE:CG2	2.49	0.41
1:AA:46:G:H2'	1:AA:366:C:H5	1.85	0.41
1:AA:55:A:C6	32:DK:89:TYR:CD1	3.09	0.41
1:AA:136:C:N4	1:AA:227:G:H1	2.18	0.41
1:AA:148:G:H2'	1:AA:149:A:H8	1.85	0.41
1:AA:198:G:O6	1:AA:220:G:C6	2.74	0.41
1:AA:545:C:O2'	1:AA:549:C:H5''	2.21	0.41
1:AA:775:G:C2'	1:AA:776:G:H5'	2.51	0.41
1:AA:1004:A:C5	1:AA:1025:U:H1'	2.55	0.41
1:AA:1131:G:C2'	1:AA:1132:C:H5'	2.51	0.41
1:AA:1242:C:O2'	1:AA:1243:C:H5'	2.21	0.41
1:AA:1290:G:H2'	1:AA:1290:G:N3	2.36	0.41
1:AA:1301:U:C4	1:AA:1303:C:N1	2.89	0.41
1:AA:1330:U:O4	1:AA:1331:G:C2	2.74	0.41
1:AA:1502:A:H2	1:AA:1505:G:C2	2.38	0.41
2:AE:210:SER:O	2:AE:214:ILE:HG13	2.20	0.41
3:AF:43:LEU:O	3:AF:47:LEU:HB2	2.20	0.41
3:AF:69:HIS:HA	3:AF:104:GLN:O	2.20	0.41
3:AF:150:LYS:HE3	3:AF:152:ILE:CD1	2.51	0.41
4:AG:119:GLN:HG3	4:AG:123:HIS:CD2	2.56	0.41
6:AI:61:LEU:HD23	6:AI:63:TYR:OH	2.21	0.41
10:AM:80:LYS:HD3	10:AM:80:LYS:O	2.21	0.41
16:AS:50:LYS:HD3	16:AS:50:LYS:C	2.40	0.41
17:AT:68:ARG:O	17:AT:68:ARG:HG3	2.19	0.41
18:AU:88:LYS:HB3	18:AU:88:LYS:HZ3	1.85	0.41
19:AV:32:LYS:HA	19:AV:50:ALA:HB3	2.03	0.41
19:AV:40:ILE:O	19:AV:41:VAL:CG2	2.69	0.41
19:AV:41:VAL:O	50:B4:63:TYR:CE1	2.74	0.41
22:AB:45:U:C6	22:AB:45:U:C3'	3.03	0.41
23:AD:5:G:N2	23:AD:70:C:C4	2.78	0.41
23:AD:21:U:H3'	23:AD:22:A:H5'	2.02	0.41
24:A1:14:U:HO2'	24:A1:15:U:C4'	2.34	0.41
25:BA:141:A:H1'	25:BA:1408:C:O4'	2.20	0.41
25:BA:442:G:N3	29:BF:48:THR:HG23	2.35	0.41
25:BA:468:G:C6	25:BA:469:G:C4	3.09	0.41
25:BA:559:G:N2	40:B1:49:HIS:CD2	2.82	0.41
25:BA:690:G:H2'	25:BA:691:C:C6	2.56	0.41
25:BA:728:G:H4'	27:BD:13:ARG:HD3	2.03	0.41
25:BA:830:G:H4'	25:BA:831:G:OP2	2.21	0.41
25:BA:882:G:H1	25:BA:894:C:N4	2.19	0.41
25:BA:975:G:H1'	25:BA:990:A:C2	2.55	0.41

*Continued on next page...*

Continued from previous page...

Atom-1	Atom-2	Interatomic distance (Å)	Clash overlap (Å)
25:BA:981:A:H1'	25:BA:2037:G:O4'	2.21	0.41
25:BA:997:G:OP1	40:B1:93:LYS:HD2	2.21	0.41
25:BA:1048:A:N3	25:BA:1048:A:H2'	2.36	0.41
25:BA:1056:G:C2	25:BA:1103:A:N6	2.68	0.41
25:BA:1331:A:HO2'	25:BA:1332:G:H8	1.67	0.41
25:BA:1578:U:H2'	25:BA:1578:U:O2	2.21	0.41
25:BA:1586:A:N3	25:BA:1586:A:O4'	2.53	0.41
25:BA:1637:A:H4'	25:BA:2711:A:O2'	2.21	0.41
25:BA:1652:A:H2'	25:BA:1653:G:H5'	2.03	0.41
25:BA:1824:G:N3	27:BD:254:THR:OG1	2.54	0.41
25:BA:2135:A:C2'	25:BA:2136:C:O5'	2.68	0.41
25:BA:2415:G:C4'	35:BO:66:GLY:HA3	2.47	0.41
25:BA:2554:U:H2'	25:BA:2555:U:C6	2.55	0.41
25:BA:2591:C:OP1	27:BD:239:ARG:HG3	2.20	0.41
25:BA:2598:A:C2'	25:BA:2599:G:O5'	2.69	0.41
25:BA:2805:G:H5''	25:BA:2807:G:OP2	2.21	0.41
25:BA:2815:C:H2'	25:BA:2816:C:C6	2.54	0.41
25:BA:2839:G:H2'	25:BA:2840:C:C6	2.56	0.41
25:BA:2864:G:OP1	39:BR:119:LYS:HD2	2.21	0.41
27:BD:34:VAL:HG21	27:BD:103:ARG:HA	2.01	0.41
27:BD:58:HIS:HD2	27:BD:59:LYS:O	2.04	0.41
27:BD:64:ILE:HG21	27:BD:64:ILE:HD13	1.75	0.41
29:BF:101:LEU:HD12	29:BF:101:LEU:HA	1.81	0.41
29:BF:197:ASP:OD2	29:BF:197:ASP:N	2.52	0.41
30:BG:115:ARG:H	30:BG:115:ARG:HG2	1.67	0.41
31:BH:115:VAL:HG11	31:BH:148:ILE:CG1	2.49	0.41
31:BH:149:ARG:O	31:BH:149:ARG:HG2	2.21	0.41
32:BK:77:LEU:CD1	32:BK:140:LEU:HB2	2.51	0.41
32:BK:84:GLY:N	32:BK:89:TYR:CE1	2.89	0.41
32:BK:135:GLU:N	32:BK:135:GLU:CD	2.74	0.41
34:BN:34:THR:HG22	34:BN:37:ASP:OD2	2.20	0.41
35:BO:49:ARG:HD2	54:B8:58:ILE:CG2	2.51	0.41
35:BO:62:LEU:HD23	35:BO:62:LEU:O	2.21	0.41
35:BO:96:THR:C	35:BO:98:GLU:N	2.74	0.41
36:BP:85:LYS:HG2	36:BP:86:GLY:H	1.86	0.41
38:BQ:111:GLU:OE1	38:BQ:111:GLU:CA	2.66	0.41
39:BR:13:ARG:H	39:BR:13:ARG:HG2	1.73	0.41
41:B2:53:GLU:O	41:B2:53:GLU:HG2	2.21	0.41
44:BU:27:VAL:O	44:BU:27:VAL:CG2	2.69	0.41
44:BU:52:SER:CB	44:BU:53:PRO:HD3	2.51	0.41
44:BU:81:LYS:HB3	44:BU:82:PRO:O	2.21	0.41

Continued on next page...

*Continued from previous page...*

Atom-1	Atom-2	Interatomic distance (Å)	Clash overlap (Å)
45:BV:104:PHE:CE1	45:BV:119:GLU:HA	2.55	0.41
45:BV:121:HIS:C	45:BV:123:ASP:H	2.24	0.41
45:BV:164:ALA:C	45:BV:165:VAL:CG1	2.76	0.41
53:B7:47:ARG:HB2	53:B7:48:LYS:H	1.64	0.41
54:B8:58:ILE:HA	54:B8:61:LEU:HG	2.03	0.41
1:CA:227:G:H2'	1:CA:228:A:O4'	2.21	0.41
1:CA:265:G:H5'	17:CT:64:PRO:O	2.20	0.41
1:CA:345:C:O2	1:CA:346:G:N2	2.54	0.41
1:CA:373:A:H2'	1:CA:374:A:H8	1.86	0.41
1:CA:407:G:H2'	1:CA:408:A:H8	1.83	0.41
1:CA:464:G:C6	1:CA:466:C:H5'	2.56	0.41
1:CA:515:G:H2'	1:CA:516:U:O4'	2.21	0.41
1:CA:577:G:H2'	1:CA:578:C:C6	2.56	0.41
1:CA:859:A:H2'	1:CA:860:A:O4'	2.21	0.41
1:CA:864:A:C2	1:CA:917:G:N3	2.89	0.41
1:CA:932:C:N4	7:CJ:3:ARG:NH2	2.69	0.41
1:CA:962:C:H2'	1:CA:963:G:O4'	2.21	0.41
1:CA:992:U:C2'	1:CA:993:G:OP2	2.69	0.41
1:CA:1022:G:C6	1:CA:1023:G:C5	3.09	0.41
1:CA:1052:U:C5'	1:CA:1053:G:OP2	2.69	0.41
1:CA:1068:G:N7	1:CA:1094:G:N7	2.68	0.41
1:CA:1106:G:C4	1:CA:1107:C:C5	3.08	0.41
1:CA:1132:C:H2'	1:CA:1133:G:O4'	2.20	0.41
1:CA:1206:G:O6	1:CA:1207:G:C6	2.73	0.41
1:CA:1349:A:C2'	1:CA:1350:A:O5'	2.69	0.41
1:CA:1378:C:C5	1:CA:1379:G:C4	3.02	0.41
1:CA:1379:G:C2'	1:CA:1380:U:H5'	2.51	0.41
1:CA:1413:A:C2	1:CA:1488:G:C2	3.09	0.41
1:CA:1417:G:C6	1:CA:1482:G:C6	3.09	0.41
1:CA:1423:G:H2'	1:CA:1424:C:C6	2.56	0.41
1:CA:1483:A:O5'	1:CA:1483:A:H8	2.02	0.41
2:CE:71:VAL:HB	2:CE:164:VAL:HG13	2.03	0.41
3:CF:52:LEU:HD23	3:CF:52:LEU:N	2.36	0.41
4:CG:111:ALA:HB2	4:CG:120:LEU:HD12	2.03	0.41
5:CH:70:PRO:HB3	5:CH:144:THR:CG2	2.46	0.41
5:CH:79:GLU:HB3	5:CH:92:LYS:HG3	2.02	0.41
7:CJ:60:LYS:HD2	7:CJ:60:LYS:HA	1.90	0.41
8:CK:33:GLU:OE1	8:CK:50:ARG:HD2	2.20	0.41
8:CK:95:VAL:HG22	8:CK:131:GLY:O	2.20	0.41
9:CL:11:LYS:HG2	9:CL:11:LYS:O	2.21	0.41
9:CL:47:LEU:C	9:CL:49:PRO:HD2	2.41	0.41

*Continued on next page...*

*Continued from previous page...*

Atom-1	Atom-2	Interatomic distance (Å)	Clash overlap (Å)
12:CO:35:GLY:HA3	12:CO:58:VAL:CG1	2.50	0.41
12:CO:60:LEU:CD2	12:CO:66:VAL:HG22	2.51	0.41
13:CP:3:ARG:HB2	50:D4:34:GLU:CD	2.41	0.41
13:CP:73:GLU:OE2	50:D4:52:THR:HG21	2.21	0.41
16:CS:3:LYS:HG3	16:CS:24:ALA:HB2	2.03	0.41
17:CT:86:GLU:O	17:CT:90:ILE:HG12	2.21	0.41
18:CU:84:LYS:HE2	18:CU:84:LYS:CA	2.50	0.41
19:CV:16:LEU:O	19:CV:20:LEU:HD23	2.21	0.41
22:CB:31:C:C4	22:CB:32:C:H5	2.39	0.41
23:CD:5:G:N2	23:CD:70:C:C2	2.89	0.41
23:CD:15:G:N3	23:CD:15:G:C2'	2.83	0.41
23:CD:29:C:H2'	23:CD:30:G:C8	2.55	0.41
24:C1:19:U:H2'	24:C1:20:U:H6	1.86	0.41
25:DA:5:A:C2	25:DA:2899:G:C2	3.09	0.41
25:DA:71:A:H5''	25:DA:73:A:C8	2.56	0.41
25:DA:309:G:O3'	44:DU:18:GLY:HA3	2.21	0.41
25:DA:773:U:H5'	27:DD:47:GLY:HA2	2.03	0.41
25:DA:775:G:C4	25:DA:794:G:C8	3.09	0.41
25:DA:857:C:C6	25:DA:858:U:H5	2.39	0.41
25:DA:868:U:N3	25:DA:869:G:N7	2.69	0.41
25:DA:986:C:H2'	25:DA:987:G:C5'	2.49	0.41
25:DA:1012:U:N3	33:DM:25:ARG:HD3	2.36	0.41
25:DA:1029:A:H8	25:DA:1029:A:O5'	2.03	0.41
25:DA:1113:U:H2'	25:DA:1114:G:C8	2.56	0.41
25:DA:1223:C:C2'	25:DA:1224:G:H5'	2.50	0.41
25:DA:1225:C:O2'	41:D2:85:LYS:HB2	2.21	0.41
25:DA:1599:C:C2	25:DA:1600:C:C5	3.09	0.41
25:DA:1651:G:OP1	37:D0:40:LYS:HE2	2.21	0.41
25:DA:1686:C:C2	25:DA:1703:G:N2	2.89	0.41
25:DA:1859:A:C2	25:DA:1884:A:H1'	2.56	0.41
25:DA:2093:G:O5'	32:DK:24:GLY:HA3	2.21	0.41
25:DA:2103:C:O2'	25:DA:2104:G:H5'	2.21	0.41
25:DA:2393:A:H2'	25:DA:2394:C:O4'	2.20	0.41
25:DA:2415:G:C4'	35:DO:66:GLY:HA3	2.48	0.41
25:DA:2517:C:N3	25:DA:2542:A:N6	2.69	0.41
25:DA:2525:G:N2	25:DA:2539:C:C2	2.89	0.41
25:DA:2593:U:C2	25:DA:2594:C:C5	3.09	0.41
25:DA:2698:U:H2'	25:DA:2699:C:H6	1.85	0.41
25:DA:2745:C:O2'	31:DH:142:GLY:HA3	2.21	0.41
25:DA:2819:G:H2'	25:DA:2821:A:N7	2.35	0.41
25:DA:2873:A:H2'	25:DA:2873:A:N3	2.36	0.41

*Continued on next page...*

*Continued from previous page...*

Atom-1	Atom-2	Interatomic distance (Å)	Clash overlap (Å)
26:DB:37:C:C5	26:DB:38:C:C5	3.09	0.41
26:DB:89(A):A:N7	26:DB:90:C:H1'	2.35	0.41
27:DD:9:TYR:HD2	27:DD:10:THR:HG23	1.86	0.41
27:DD:83:GLU:HB2	27:DD:92:ILE:HG13	2.03	0.41
29:DF:25:PRO:C	29:DF:27:GLU:N	2.74	0.41
29:DF:29:ASN:HA	29:DF:30:PRO:HD3	1.90	0.41
30:DG:11:TYR:CE2	30:DG:16:ARG:HD2	2.56	0.41
30:DG:70:VAL:HA	30:DG:90:LEU:HD12	2.02	0.41
31:DH:20:ALA:O	31:DH:22:GLY:N	2.49	0.41
32:DK:97:ILE:CD1	32:DK:140:LEU:HD22	2.50	0.41
35:DO:101:VAL:HG12	35:DO:102:ARG:N	2.36	0.41
35:DO:125:VAL:HG13	35:DO:144:GLU:HB3	2.01	0.41
36:DP:7:MET:HB3	36:DP:10:ARG:NH1	2.36	0.41
36:DP:42:ILE:HD12	36:DP:42:ILE:N	2.36	0.41
36:DP:68:ILE:HD13	36:DP:103:MET:CB	2.47	0.41
38:DQ:104:GLY:C	38:DQ:106:ARG:H	2.24	0.41
38:DQ:106:ARG:HA	38:DQ:110:LEU:CG	2.51	0.41
38:DQ:107:GLU:H	38:DQ:110:LEU:HG	1.86	0.41
39:DR:90:GLN:HA	39:DR:90:GLN:NE2	2.25	0.41
40:D1:24:TYR:O	40:D1:29:SER:HB3	2.20	0.41
43:DT:51:VAL:O	43:DT:51:VAL:HG12	2.20	0.41
44:DU:89:PHE:HD1	44:DU:90:LEU:CD2	2.34	0.41
45:DV:59:LEU:O	45:DV:60:GLU:CB	2.68	0.41
45:DV:117:LEU:HD13	45:DV:117:LEU:HA	1.78	0.41
46:D3:19:LYS:HG3	46:D3:41:ARG:HH12	1.86	0.41
51:D5:56:LYS:HD2	51:D5:56:LYS:HA	1.67	0.41
1:AA:198:G:C5	1:AA:220:G:C2	3.09	0.41
1:AA:373:A:N6	1:AA:391:G:C2	2.89	0.41
1:AA:859:A:H2'	1:AA:860:A:O4'	2.20	0.41
1:AA:1004:A:C4'	1:AA:1025:U:H3	2.33	0.41
1:AA:1157:A:N6	1:AA:1178:G:N2	2.68	0.41
1:AA:1223:C:H3'	1:AA:1224:G:H5''	2.02	0.41
2:AE:114:ARG:HE	2:AE:118:LEU:HD11	1.84	0.41
3:AF:84:ILE:O	3:AF:84:ILE:HG12	2.21	0.41
7:AJ:17:VAL:HB	7:AJ:44:TYR:CZ	2.56	0.41
12:AO:6:THR:OG1	12:AO:9:GLN:HG3	2.20	0.41
14:AQ:26:ARG:HD3	14:AQ:43:CYS:HB3	2.03	0.41
17:AT:78:GLU:HG2	17:AT:78:GLU:O	2.20	0.41
20:AW:58:LYS:O	20:AW:62:LEU:HD12	2.21	0.41
25:BA:304:G:C2	25:BA:314:A:N3	2.89	0.41
25:BA:529:A:C8	25:BA:530:G:O6	2.74	0.41

*Continued on next page...*



*Continued from previous page...*

Atom-1	Atom-2	Interatomic distance (Å)	Clash overlap (Å)
25:BA:649:G:C5	25:BA:650:C:C4	3.09	0.41
25:BA:654(B):C:H2'	25:BA:654(C):G:C8	2.56	0.41
25:BA:743:G:C2'	25:BA:744:G:H5'	2.50	0.41
25:BA:809:G:H2'	25:BA:810:U:O5'	2.20	0.41
25:BA:856:C:O2'	25:BA:857:C:O5'	2.39	0.41
25:BA:1049:C:C4	25:BA:1050:A:C2	3.09	0.41
25:BA:1091:G:N2	25:BA:1101:U:H1'	2.36	0.41
25:BA:1102:C:H2'	25:BA:1103:A:C8	2.52	0.41
25:BA:1447:G:O2'	25:BA:1448:G:H5'	2.21	0.41
25:BA:1458:C:H4'	25:BA:1459:G:C5'	2.50	0.41
25:BA:2125:G:C2	25:BA:2172:U:OP1	2.73	0.41
25:BA:2301:C:C6	25:BA:2301:C:C3'	3.04	0.41
25:BA:2313:C:H2'	25:BA:2314:C:H6	1.85	0.41
25:BA:2472:G:C4	25:BA:2475:C:N4	2.89	0.41
25:BA:2473:U:H2'	25:BA:2473:U:O2	2.21	0.41
25:BA:2598:A:H2'	25:BA:2599:G:O5'	2.21	0.41
25:BA:2712:U:O2'	25:BA:2712(A):A:OP2	2.34	0.41
26:BB:31:C:O2'	26:BB:32:C:H5'	2.21	0.41
27:BD:101:GLU:HG3	27:BD:102:LYS:N	2.36	0.41
29:BF:9:ILE:CD1	29:BF:125:LEU:HG	2.38	0.41
31:BH:4:ILE:CG1	31:BH:6:ARG:CZ	2.93	0.41
31:BH:77:LYS:O	31:BH:77:LYS:HG2	2.21	0.41
31:BH:84:SER:O	31:BH:85:LYS:HB2	2.20	0.41
31:BH:167:GLU:HA	31:BH:168:PRO:HD3	1.72	0.41
33:BM:23:LEU:HD12	33:BM:23:LEU:O	2.21	0.41
35:BO:19:VAL:HG23	35:BO:27:HIS:CG	2.55	0.41
37:B0:44:LEU:HD23	37:B0:44:LEU:HA	1.89	0.41
38:BQ:87:PHE:CE1	38:BQ:102:ALA:HB2	2.56	0.41
39:BR:37:GLY:O	39:BR:38:ASN:HB3	2.21	0.41
42:BS:88:ARG:HD3	42:BS:94:ASP:OD1	2.21	0.41
44:BU:30:VAL:HG22	44:BU:37:VAL:HG12	2.03	0.41
45:BV:52:SER:O	45:BV:52:SER:OG	2.30	0.41
50:B4:43:TYR:O	50:B4:43:TYR:CG	2.73	0.41
50:B4:55:ARG:NH1	50:B4:56:VAL:HG23	2.35	0.41
1:CA:66:G:H4'	1:CA:173:U:C5	2.55	0.41
1:CA:345:C:O2'	1:CA:346:G:P	2.74	0.41
1:CA:359:U:H2'	1:CA:360:A:C8	2.56	0.41
1:CA:625:G:H4'	16:CS:16:HIS:CD2	2.56	0.41
1:CA:1091:U:C2	1:CA:1093:A:OP2	2.74	0.41
1:CA:1164:G:N1	1:CA:1173:G:C6	2.89	0.41
1:CA:1205:U:H1'	3:CF:195:VAL:HG23	2.03	0.41

*Continued on next page...*

*Continued from previous page...*

Atom-1	Atom-2	Interatomic distance (Å)	Clash overlap (Å)
1:CA:1272:G:H2'	1:CA:1273:G:O4'	2.21	0.41
1:CA:1438:G:H2'	1:CA:1439:C:H6	1.84	0.41
4:CG:126:ILE:HG23	4:CG:147:ALA:O	2.21	0.41
6:CI:7:ASN:HB3	18:CU:76:LEU:HD21	2.03	0.41
8:CK:119:LEU:HD13	8:CK:123:GLU:O	2.21	0.41
9:CL:81:ILE:O	9:CL:81:ILE:HG22	2.22	0.41
10:CM:99:LYS:HD3	10:CM:100:THR:N	2.35	0.41
12:CO:47:LYS:O	12:CO:49:ASN:N	2.54	0.41
20:CW:72:LEU:HD11	20:CW:80:ARG:NH1	2.36	0.41
23:CC:38:A:O2'	23:CC:39:A:H5'	2.21	0.41
23:CD:31:G:C4	23:CD:32:G:C8	3.09	0.41
25:DA:61:G:C8	48:DW:47:ASN:HB3	2.56	0.41
25:DA:370:G:H4'	25:DA:371:A:OP2	2.21	0.41
25:DA:668:G:C2'	25:DA:669:G:OP1	2.68	0.41
25:DA:820:A:H2'	25:DA:821:A:O4'	2.20	0.41
25:DA:862:G:H2'	25:DA:863:A:O4'	2.21	0.41
25:DA:1438:U:O2'	25:DA:1439:A:H5'	2.21	0.41
25:DA:1488:G:C6	25:DA:1489:U:N3	2.89	0.41
25:DA:1831:G:H2'	25:DA:1832:C:C6	2.55	0.41
25:DA:2134:A:N3	25:DA:2134:A:H2'	2.36	0.41
25:DA:2364:C:H2'	25:DA:2365:G:C5'	2.51	0.41
25:DA:2526:G:C2	25:DA:2538:C:O2	2.74	0.41
25:DA:2529:G:H5''	25:DA:2530:A:H5''	2.03	0.41
26:DB:42:C:H4'	30:DG:67:LYS:CD	2.49	0.41
27:DD:28:GLU:CB	27:DD:29:PRO:CD	2.98	0.41
27:DD:172:TYR:CD1	27:DD:186:HIS:HA	2.56	0.41
28:DE:28:ALA:O	28:DE:93:VAL:HG22	2.21	0.41
28:DE:57:LYS:NZ	28:DE:72:VAL:HG13	2.35	0.41
29:DF:18:ARG:CG	29:DF:19:GLU:N	2.84	0.41
29:DF:128:ALA:O	29:DF:129:PHE:C	2.59	0.41
32:DK:11:ASN:O	32:DK:12:LEU:HD12	2.21	0.41
32:DK:110:ASP:OD2	32:DK:130:TYR:HE1	2.04	0.41
33:DM:38:HIS:CE1	33:DM:39:ARG:CG	3.04	0.41
35:DO:71:VAL:HG13	35:DO:72:PRO:CD	2.51	0.41
42:DS:40:ASN:O	42:DS:40:ASN:ND2	2.52	0.41
45:DV:24:LEU:HA	45:DV:25:PRO:HD3	1.93	0.41
1:AA:335:C:O2'	1:AA:1433:A:N3	2.45	0.40
1:AA:838:G:N2	1:AA:848:C:N3	2.55	0.40
1:AA:1053:G:C5	1:AA:1199:U:C5	3.09	0.40
1:AA:1251:A:H1'	1:AA:1369:C:O2'	2.21	0.40
1:AA:1347:G:OP2	9:AL:107:ARG:HG2	2.21	0.40

*Continued on next page...*

*Continued from previous page...*

Atom-1	Atom-2	Interatomic distance (Å)	Clash overlap (Å)
1:AA:1443:G:H3'	1:AA:1446:A:C5'	2.51	0.40
4:AG:88:VAL:O	4:AG:88:VAL:HG12	2.21	0.40
5:AH:9:LYS:HE3	5:AH:9:LYS:HB2	1.88	0.40
16:AS:82:GLN:H	16:AS:82:GLN:HG2	1.62	0.40
18:AU:22:VAL:O	18:AU:22:VAL:HG13	2.22	0.40
19:AV:41:VAL:HG21	19:AV:67:VAL:HG22	2.01	0.40
22:AB:42:U:H5'	22:AB:43:A:P	2.60	0.40
23:AC:2:G:C4	23:AC:3:C:C5	3.09	0.40
23:AC:19:G:C2	23:AC:59:A:C5	3.09	0.40
25:BA:459:U:H2'	25:BA:460:A:C8	2.56	0.40
25:BA:464:U:H4'	53:B7:5:TRP:CZ3	2.56	0.40
25:BA:654:A:N3	25:BA:654:A:C2'	2.79	0.40
25:BA:747:U:P	51:B5:3:LYS:HG2	2.61	0.40
25:BA:776:G:H4'	25:BA:777:A:O5'	2.22	0.40
25:BA:814:C:C2'	25:BA:815:C:H5'	2.51	0.40
25:BA:818:G:H5'	25:BA:839:U:OP1	2.21	0.40
25:BA:979:G:H3'	25:BA:980:A:H5''	2.03	0.40
25:BA:991:C:C2	25:BA:992:C:C5	3.09	0.40
25:BA:1084:A:C6	25:BA:1085:A:N6	2.89	0.40
25:BA:1532:C:H42	25:BA:1539:G:H1	1.68	0.40
25:BA:1831:G:H2'	25:BA:1832:C:C6	2.57	0.40
25:BA:2098:U:N3	25:BA:2099:U:C5	2.89	0.40
26:BB:99:A:C6	26:BB:100:G:C5	3.09	0.40
27:BD:25:THR:HG23	27:BD:26:LYS:HD2	2.02	0.40
29:BF:101:LEU:HD12	29:BF:102:PRO:CD	2.51	0.40
30:BG:111:LEU:O	30:BG:114:ILE:HG12	2.21	0.40
33:BM:114:ARG:O	33:BM:115:ARG:CB	2.69	0.40
35:BO:60:MET:HG3	35:BO:60:MET:O	2.21	0.40
36:BP:103:MET:CE	36:BP:125:LEU:HD13	2.51	0.40
44:BU:102:CYS:SG	44:BU:103:GLY:N	2.90	0.40
45:BV:112:ARG:C	45:BV:114:GLY:HA2	2.40	0.40
46:B3:31:VAL:HG11	46:B3:67:VAL:CG2	2.51	0.40
47:BZ:81:LYS:HA	47:BZ:81:LYS:HD2	1.89	0.40
48:BW:59:ARG:O	48:BW:63:VAL:HG23	2.21	0.40
1:CA:444:C:H2'	1:CA:445:G:C8	2.56	0.40
1:CA:559:A:H2'	1:CA:559:A:N3	2.36	0.40
1:CA:655:A:C2	1:CA:754:C:N4	2.90	0.40
1:CA:934:C:C4	1:CA:1345:U:C5	3.09	0.40
1:CA:1002:G:C2	1:CA:1003:G:C4	3.09	0.40
1:CA:1126:U:C1'	1:CA:1127:G:P	3.08	0.40
1:CA:1348:U:H4'	9:CL:120:ARG:HG3	2.03	0.40

*Continued on next page...*

*Continued from previous page...*

Atom-1	Atom-2	Interatomic distance (Å)	Clash overlap (Å)
3:CF:123:GLN:HB3	3:CF:128:PHE:HB2	2.03	0.40
3:CF:154:SER:O	3:CF:196:LEU:HD13	2.21	0.40
3:CF:190:ARG:HD2	3:CF:190:ARG:N	2.35	0.40
4:CG:88:VAL:HG13	5:CH:97:GLY:CA	2.51	0.40
5:CH:43:LEU:HB2	5:CH:136:MET:SD	2.60	0.40
7:CJ:79:ARG:HA	7:CJ:83:ALA:O	2.21	0.40
8:CK:21:LYS:HG2	8:CK:23:SER:O	2.22	0.40
14:CQ:22:THR:OG1	14:CQ:33:VAL:CG1	2.68	0.40
17:CT:100:LYS:HA	17:CT:100:LYS:HD2	1.78	0.40
18:CU:71:LYS:O	18:CU:75:ILE:HG13	2.21	0.40
22:CB:15:A:OP2	22:CB:16:U:H5	2.03	0.40
23:CC:12:G:H1'	25:DA:1923:U:O2'	2.21	0.40
23:CD:54:G:C4	23:CD:55:U:C5	3.08	0.40
25:DA:84:A:OP2	44:DU:8:LYS:HD3	2.21	0.40
25:DA:213:A:H2'	25:DA:214:G:O4'	2.21	0.40
25:DA:611:C:C2'	25:DA:612:G:H5'	2.51	0.40
25:DA:616:A:C8	29:DF:176:LEU:HD11	2.56	0.40
25:DA:619:G:H5''	25:DA:620:G:OP2	2.21	0.40
25:DA:620:G:H8	25:DA:622:G:O6	2.03	0.40
25:DA:839:U:H1'	25:DA:1191:G:H1'	2.03	0.40
25:DA:1131:G:C2	25:DA:1132:A:C4	3.09	0.40
25:DA:1300:U:H4'	25:DA:1301:A:OP2	2.20	0.40
25:DA:1450:C:C2	25:DA:1451:C:C5	3.09	0.40
25:DA:1491:G:O2'	25:DA:1492:G:H5'	2.20	0.40
25:DA:1545(A):A:H2'	25:DA:1546:C:O5'	2.21	0.40
25:DA:1742:C:H5'	25:DA:1743:G:OP2	2.21	0.40
25:DA:1817:G:H2'	25:DA:1818:U:H5'	2.02	0.40
25:DA:1973:G:H2'	25:DA:1974:C:H6	1.87	0.40
25:DA:2016:U:H2'	25:DA:2017:U:H6	1.86	0.40
25:DA:2241:A:H2'	25:DA:2242:G:C8	2.56	0.40
25:DA:2262:U:O2'	25:DA:2263:C:H5'	2.21	0.40
25:DA:2335:A:O2'	25:DA:2336:A:O5'	2.35	0.40
25:DA:2401:U:O2	25:DA:2402:C:C5	2.73	0.40
25:DA:2581:G:H2'	25:DA:2581:G:N3	2.36	0.40
25:DA:2805:G:H2'	25:DA:2807:G:H8	1.85	0.40
28:DE:8:LYS:C	28:DE:9:VAL:HG13	2.41	0.40
28:DE:46:ALA:CB	28:DE:82:ARG:CB	2.76	0.40
28:DE:58:ARG:O	28:DE:60:ASN:OD1	2.38	0.40
28:DE:105:THR:HA	28:DE:166:THR:HA	2.03	0.40
29:DF:116:ASP:OD1	29:DF:119:ARG:NH2	2.49	0.40
30:DG:52:ILE:HD13	30:DG:52:ILE:HA	1.79	0.40

*Continued on next page...*

*Continued from previous page...*

Atom-1	Atom-2	Interatomic distance (Å)	Clash overlap (Å)
30:DG:81:LYS:HD3	30:DG:81:LYS:HA	1.90	0.40
30:DG:142:PRO:HG2	30:DG:143:GLU:CD	2.41	0.40
34:DN:98:VAL:HG13	34:DN:117:LEU:HB3	2.03	0.40
35:DO:62:LEU:HD23	35:DO:62:LEU:O	2.21	0.40
38:DQ:106:ARG:H	38:DQ:106:ARG:HG3	1.30	0.40
41:D2:62:LEU:HD22	41:D2:95:LEU:N	2.36	0.40
50:D4:8:LYS:HD2	50:D4:8:LYS:HA	1.72	0.40
1:AA:9:G:C2	1:AA:26:A:N1	2.89	0.40
1:AA:144:G:C5	1:AA:179:A:C2	3.09	0.40
1:AA:457:C:N3	1:AA:476:G:C2	2.89	0.40
1:AA:493:G:H8	1:AA:493:G:O5'	2.04	0.40
1:AA:723:U:C5'	1:AA:724:G:OP2	2.70	0.40
1:AA:872:A:C2	1:AA:874:G:C6	3.09	0.40
1:AA:943:U:H2'	1:AA:944:G:H5'	2.04	0.40
1:AA:1301:U:C2'	1:AA:1301:U:O2	2.69	0.40
1:AA:1510:U:H1'	1:AA:1526:G:N2	2.36	0.40
2:AE:102:LEU:HB3	2:AE:180:LEU:CD1	2.52	0.40
5:AH:151:LEU:HD11	8:AK:77:GLU:OE2	2.20	0.40
9:AL:5:TYR:CG	9:AL:6:GLY:N	2.89	0.40
11:AN:73:MET:HA	11:AN:77:MET:H	1.86	0.40
11:AN:85:ARG:HG3	11:AN:85:ARG:HH11	1.87	0.40
12:AO:89:ARG:CG	12:AO:89:ARG:NH1	2.82	0.40
14:AQ:2:ALA:HB1	14:AQ:6:LEU:HD12	2.02	0.40
15:AR:48:LYS:HD2	15:AR:48:LYS:HA	1.90	0.40
18:AU:25:THR:C	18:AU:26:LEU:HD23	2.41	0.40
21:AX:25:LYS:O	21:AX:26:LYS:HB3	2.21	0.40
23:AC:17:C:O2	23:AC:17:C:O2'	2.39	0.40
25:BA:11:G:C2'	25:BA:12:U:H5'	2.51	0.40
25:BA:117:G:C6	25:BA:119:A:C6	3.09	0.40
25:BA:284:U:H2'	25:BA:285:C:C6	2.56	0.40
25:BA:355:G:O2'	25:BA:356:G:H5'	2.21	0.40
25:BA:365:C:H2'	25:BA:366:C:O4'	2.21	0.40
25:BA:452:G:C4	25:BA:458:G:C6	3.09	0.40
25:BA:477:A:C6	25:BA:478:A:C6	3.09	0.40
25:BA:889:C:O2	25:BA:889:C:O5'	2.39	0.40
25:BA:893:C:C4	25:BA:894:C:N4	2.90	0.40
25:BA:1142(A):A:C5	25:BA:1144:G:C5	3.09	0.40
25:BA:1163:G:C2	25:BA:1164:G:C8	3.10	0.40
25:BA:1210:A:H5'	25:BA:1210:A:C8	2.43	0.40
25:BA:1364:G:N7	47:BZ:2:SER:HB3	2.36	0.40
25:BA:1438:U:O2'	25:BA:1439:A:H5'	2.20	0.40

*Continued on next page...*

*Continued from previous page...*

Atom-1	Atom-2	Interatomic distance (Å)	Clash overlap (Å)
25:BA:2032:G:O2'	28:BE:145:LYS:HE3	2.22	0.40
25:BA:2124:G:C2'	25:BA:2125:G:H5'	2.51	0.40
25:BA:2199:A:OP2	25:BA:2205:C:H5	2.04	0.40
25:BA:2474:C:H3'	25:BA:2475:C:H6	1.85	0.40
25:BA:2768:C:C2	25:BA:2769:C:C6	3.09	0.40
26:BB:18:G:H1	26:BB:65:C:H42	1.70	0.40
27:BD:18:VAL:HG12	27:BD:19:ALA:N	2.37	0.40
27:BD:44:ASN:HB3	27:BD:48:ARG:C	2.41	0.40
28:BE:1:MET:HB3	28:BE:200:GLU:CD	2.41	0.40
28:BE:31:CYS:HB3	28:BE:49:LEU:HG	2.04	0.40
29:BF:24:LEU:HA	29:BF:25:PRO:HD2	1.89	0.40
29:BF:117:ARG:HD3	29:BF:117:ARG:HA	1.50	0.40
29:BF:165:ARG:HG3	29:BF:165:ARG:NH1	2.36	0.40
31:BH:137:ASP:O	31:BH:138:LYS:CB	2.68	0.40
32:BK:79:ILE:O	32:BK:142:VAL:HA	2.20	0.40
32:BK:133:HIS:HB2	32:BK:134:PRO:HD2	2.03	0.40
36:BP:137:TYR:C	36:BP:139:GLU:N	2.74	0.40
37:B0:75:LEU:HA	37:B0:78:LYS:HB3	2.03	0.40
38:BQ:20:ARG:HE	38:BQ:20:ARG:HB3	1.57	0.40
42:BS:57:ASN:HD22	42:BS:57:ASN:HA	1.57	0.40
43:BT:3:THR:O	43:BT:6:ASP:HB2	2.21	0.40
44:BU:6:HIS:ND1	44:BU:7:VAL:HG13	2.37	0.40
44:BU:86:ARG:HD2	44:BU:86:ARG:HA	1.87	0.40
47:BZ:21:ARG:HD3	47:BZ:35:THR:CG2	2.52	0.40
49:BX:32:GLN:HA	49:BX:32:GLN:NE2	2.36	0.40
49:BX:59:VAL:HG22	49:BX:60:GLU:N	2.37	0.40
50:B4:14:ILE:HG23	50:B4:15:ILE:N	2.36	0.40
1:CA:719:C:H42	18:CU:71:LYS:HE2	1.85	0.40
1:CA:852:G:C6	1:CA:853:G:N7	2.89	0.40
1:CA:966:G:O2'	9:CL:127:LYS:O	2.39	0.40
1:CA:1105:A:H2'	1:CA:1106:G:C8	2.56	0.40
1:CA:1190:G:OP1	3:CF:4:LYS:HA	2.22	0.40
1:CA:1227:A:C8	1:CA:1227:A:H3'	2.56	0.40
1:CA:1429:C:H2'	1:CA:1430:C:C6	2.56	0.40
2:CE:178:ARG:HA	2:CE:178:ARG:HD3	1.90	0.40
3:CF:79:ARG:H	3:CF:79:ARG:HG2	1.70	0.40
4:CG:13:ARG:O	4:CG:15:GLU:N	2.52	0.40
4:CG:190:ASP:O	4:CG:194:LEU:HD22	2.21	0.40
10:CM:24:VAL:HG12	10:CM:25:GLU:N	2.36	0.40
11:CN:33:THR:HG22	11:CN:39:PRO:HA	2.03	0.40
13:CP:22:ILE:HB	13:CP:25:ILE:HG13	2.02	0.40

*Continued on next page...*

*Continued from previous page...*

Atom-1	Atom-2	Interatomic distance (Å)	Clash overlap (Å)
13:CP:32:GLU:O	13:CP:35:GLU:HB3	2.20	0.40
19:CV:14:HIS:HD2	19:CV:15:LEU:H	1.68	0.40
23:CD:24:C:H2'	23:CD:25:U:H6	1.85	0.40
25:DA:139:G:N3	25:DA:141:A:N1	2.69	0.40
25:DA:221:A:C4	25:DA:266:G:N7	2.89	0.40
25:DA:329:G:C4'	25:DA:330:A:OP2	2.69	0.40
25:DA:1059:G:O6	25:DA:1080:A:C6	2.75	0.40
25:DA:1321:A:H2'	25:DA:1322:A:O4'	2.22	0.40
25:DA:1908:C:O5'	25:DA:1908:C:H6	2.04	0.40
25:DA:2107:C:H2'	25:DA:2108:C:O4'	2.22	0.40
25:DA:2162:G:O2'	25:DA:2173:A:OP2	2.39	0.40
25:DA:2263:C:O2'	25:DA:2264:C:H5'	2.22	0.40
25:DA:2461:C:H2'	25:DA:2462:U:H6	1.84	0.40
25:DA:2751:G:C2	31:DH:2:SER:N	2.88	0.40
27:DD:35:LYS:HB3	27:DD:64:ILE:H	1.86	0.40
28:DE:60:ASN:HD22	28:DE:61:ARG:H	1.69	0.40
29:DF:140:LEU:HD22	29:DF:170:LEU:HD21	2.04	0.40
37:D0:84:ALA:N	37:D0:85:PRO:HD2	2.36	0.40
38:DQ:49:VAL:CG2	38:DQ:80:LEU:HD12	2.51	0.40
38:DQ:83:LYS:C	38:DQ:109:GLY:HA3	2.42	0.40
39:DR:113:LYS:HA	39:DR:113:LYS:HD2	1.78	0.40
40:D1:100:VAL:C	40:D1:101:ARG:HG2	2.40	0.40
42:DS:57:ASN:O	42:DS:61:ASN:HB2	2.22	0.40
45:DV:60:GLU:O	45:DV:61:LEU:O	2.39	0.40
46:D3:50:ASN:C	46:D3:62:LEU:HD12	2.42	0.40
48:DW:10:LEU:HD12	48:DW:10:LEU:HA	1.76	0.40
1:AA:15:G:H4'	5:AH:24:ARG:NH1	2.36	0.40
1:AA:109:A:C6	1:AA:326:G:C6	3.10	0.40
1:AA:260:G:H2'	1:AA:261:U:C6	2.57	0.40
1:AA:424:G:C2	1:AA:425:G:C8	3.09	0.40
1:AA:464:G:N2	1:AA:468:A:H62	2.20	0.40
1:AA:1190:G:OP2	3:AF:5:ILE:HG23	2.21	0.40
1:AA:1256:A:C2	1:AA:1277:C:C4	3.08	0.40
4:AG:25:ARG:CZ	4:AG:30:LYS:HG3	2.51	0.40
5:AH:96:PRO:HA	5:AH:117:ASP:OD1	2.22	0.40
8:AK:118:VAL:O	8:AK:119:LEU:HD23	2.21	0.40
9:AL:3:GLN:OE1	9:AL:20:ARG:NH1	2.54	0.40
10:AM:81:THR:O	10:AM:84:GLN:HB2	2.22	0.40
11:AN:12:ARG:HG2	11:AN:13:GLN:H	1.87	0.40
19:AV:13:ASP:O	19:AV:16:LEU:N	2.55	0.40
25:BA:270(Z):U:O3'	25:BA:271(A):C:H6	2.05	0.40

*Continued on next page...*

*Continued from previous page...*

Atom-1	Atom-2	Interatomic distance (Å)	Clash overlap (Å)
25:BA:287:C:O2'	25:BA:288:C:H5'	2.21	0.40
25:BA:529:A:C8	25:BA:530:G:C6	3.07	0.40
25:BA:671:C:H2'	25:BA:672:C:C6	2.57	0.40
25:BA:779:U:OP1	27:BD:49:ILE:HG13	2.21	0.40
25:BA:868:U:C4	25:BA:869:G:N7	2.90	0.40
25:BA:1012:U:O4	33:BM:25:ARG:HA	2.21	0.40
25:BA:1077:A:N3	25:BA:1078:U:H5''	2.36	0.40
25:BA:1444:G:H5''	25:BA:1444(A):A:OP1	2.21	0.40
25:BA:1533:C:N4	25:BA:1538:G:H1	2.17	0.40
25:BA:1654:A:OP2	37:B0:2:ARG:HD3	2.21	0.40
25:BA:1728:G:C3'	25:BA:1729:A:H5''	2.44	0.40
25:BA:1894:C:O2'	25:BA:1895:C:H5'	2.21	0.40
25:BA:2246:G:H2'	25:BA:2247:A:C8	2.56	0.40
25:BA:2472:G:H22	25:BA:2477:C:H5''	1.86	0.40
25:BA:2572:A:H2'	28:BE:144:ARG:HG3	2.04	0.40
25:BA:2689:U:H5'	25:BA:2689:U:C6	2.56	0.40
25:BA:2729:G:H1'	28:BE:187:ALA:HB2	2.03	0.40
27:BD:35:LYS:HZ3	27:BD:104:TYR:CB	2.32	0.40
27:BD:43:ARG:HB2	27:BD:54:ARG:HB2	2.02	0.40
27:BD:131:LEU:HB2	27:BD:136:ILE:HD11	2.03	0.40
30:BG:125:PHE:CZ	30:BG:170:ARG:HA	2.56	0.40
31:BH:89:ILE:O	31:BH:89:ILE:CG1	2.66	0.40
32:BK:47:LEU:HD12	32:BK:47:LEU:O	2.21	0.40
33:BM:28:THR:HA	33:BM:106:MET:CE	2.51	0.40
48:BW:24:LEU:O	48:BW:28:LYS:HG2	2.22	0.40
52:B6:36:LEU:H	52:B6:36:LEU:HD23	1.86	0.40
1:CA:57:G:C5	1:CA:58:C:C5	3.09	0.40
1:CA:147:G:O2'	1:CA:148:G:H5'	2.22	0.40
1:CA:1176:A:N6	1:CA:1177:G:C5	2.86	0.40
1:CA:1212:U:HO2'	1:CA:1213:A:H8	1.70	0.40
1:CA:1354:C:O2'	1:CA:1355:G:H5'	2.22	0.40
1:CA:1449:C:H2'	1:CA:1450:U:OP1	2.21	0.40
4:CG:59:ARG:NH2	4:CG:66:ARG:NH1	2.69	0.40
4:CG:76:ARG:NH2	4:CG:80:GLU:OE1	2.50	0.40
9:CL:5:TYR:CD2	9:CL:17:VAL:O	2.74	0.40
15:CR:4:THR:OG1	15:CR:7:GLU:HB2	2.21	0.40
16:CS:3:LYS:N	16:CS:22:THR:O	2.47	0.40
23:CC:35:C:C2	23:CC:36:A:C8	3.09	0.40
23:CD:21:U:H3'	23:CD:22:A:C5'	2.52	0.40
23:CD:42:C:C5	23:CD:43:G:N7	2.90	0.40
25:DA:68:G:H2'	25:DA:69:C:C6	2.57	0.40

*Continued on next page...*



*Continued from previous page...*

Atom-1	Atom-2	Interatomic distance (Å)	Clash overlap (Å)
25:DA:309:G:O3'	44:DU:18:GLY:CA	2.69	0.40
25:DA:319:C:H2'	25:DA:320:A:O4'	2.22	0.40
25:DA:631:A:C6	25:DA:632:A:C2	3.09	0.40
25:DA:684:G:C2	25:DA:774:A:C2	3.10	0.40
25:DA:1476:C:O2'	25:DA:1477:A:H5'	2.22	0.40
25:DA:2115:G:H2'	25:DA:2116:G:C8	2.56	0.40
25:DA:2127:G:C2	25:DA:2173:A:C8	3.09	0.40
25:DA:2309:A:H2'	25:DA:2310:A:O4'	2.22	0.40
25:DA:2469:A:C8	25:DA:2482:G:C4	3.09	0.40
25:DA:2815:C:O2'	51:D5:43:HIS:CD2	2.75	0.40
25:DA:2817:G:OP1	37:D0:99:LYS:NZ	2.55	0.40
26:DB:55:U:O2'	30:DG:29:TRP:HD1	2.03	0.40
27:DD:45:ASN:OD1	27:DD:45:ASN:C	2.60	0.40
30:DG:56:ALA:HA	30:DG:59:GLU:HB3	2.04	0.40
30:DG:150:ASP:CG	30:DG:151:ALA:N	2.75	0.40
35:DO:30:THR:O	35:DO:31:ALA:HB3	2.21	0.40
36:DP:77:LYS:HD3	36:DP:81:VAL:HG21	2.04	0.40
38:DQ:41:ASP:OD1	38:DQ:41:ASP:C	2.58	0.40
39:DR:19:LEU:HD22	39:DR:86:ILE:CG2	2.50	0.40
44:DU:90:LEU:HD23	44:DU:90:LEU:N	2.35	0.40
45:DV:58:VAL:CG1	45:DV:60:GLU:HB3	2.52	0.40
47:DZ:50:ARG:HE	47:DZ:50:ARG:HB2	1.61	0.40
48:DW:15:LYS:HD3	48:DW:67:LYS:HZ1	1.85	0.40
48:DW:68:ARG:HG3	48:DW:68:ARG:NH1	2.36	0.40
50:D4:14:ILE:HA	50:D4:30:GLU:HB3	2.04	0.40
51:D5:40:LYS:HE3	51:D5:40:LYS:HB2	1.90	0.40
1:AA:55:A:H2	32:DK:82:ARG:HG2	1.86	0.40
1:AA:56:U:H2'	1:AA:57:G:C8	2.56	0.40
1:AA:114:U:H2'	1:AA:115:G:C8	2.56	0.40
1:AA:578:C:C2'	1:AA:579:G:O5'	2.69	0.40
1:AA:812:C:H6	1:AA:812:C:H2'	1.63	0.40
1:AA:815:A:O2'	1:AA:1527:C:H1'	2.21	0.40
1:AA:816:A:OP1	1:AA:1526:G:O2'	2.29	0.40
1:AA:1004:A:C1'	1:AA:1036:G:N1	2.63	0.40
1:AA:1061:G:OP2	3:AF:2:GLY:O	2.40	0.40
1:AA:1305:G:OP2	1:AA:1305:G:C8	2.75	0.40
1:AA:1394:A:C5	1:AA:1501:C:H4'	2.56	0.40
2:AE:8:LYS:CD	2:AE:8:LYS:N	2.84	0.40
2:AE:206:ASP:O	2:AE:207:ALA:HB3	2.22	0.40
3:AF:181:ASN:HD21	3:AF:204:LEU:HB2	1.83	0.40
6:AI:97:PHE:CD2	18:AU:31:LEU:HD21	2.54	0.40

*Continued on next page...*

*Continued from previous page...*

Atom-1	Atom-2	Interatomic distance (Å)	Clash overlap (Å)
7:AJ:29:LYS:HE2	7:AJ:29:LYS:HA	2.02	0.40
7:AJ:69:VAL:O	7:AJ:69:VAL:HG12	2.21	0.40
9:AL:111:ARG:O	9:AL:111:ARG:HG3	2.20	0.40
10:AM:30:SER:HG	10:AM:84:GLN:HE21	1.58	0.40
10:AM:100:THR:O	10:AM:101:VAL:HG23	2.22	0.40
22:AB:18:G:H1'	22:AB:19:G:P	2.62	0.40
23:AC:25:U:H2'	23:AC:26:C:O4'	2.21	0.40
23:AD:75:C:H2'	23:AD:76:C:O4'	2.21	0.40
25:BA:269:U:C5	25:BA:270(Z):U:C6	3.09	0.40
25:BA:314:A:O2'	25:BA:315:G:H5'	2.21	0.40
25:BA:821:A:C5'	25:BA:822:U:H6	2.35	0.40
25:BA:1063:G:H22	25:BA:1076:C:H1'	1.86	0.40
25:BA:1085:A:N3	25:BA:1086:A:C5	2.89	0.40
25:BA:1581:G:C6	25:BA:1582:C:C4	3.10	0.40
25:BA:1642:G:O2'	25:BA:1643:G:H5'	2.20	0.40
25:BA:2364:C:C2'	25:BA:2365:G:H5'	2.51	0.40
25:BA:2370:G:C6	25:BA:2371:G:C6	3.09	0.40
25:BA:2756:U:H1'	25:BA:2757:A:H5''	2.02	0.40
25:BA:2801:A:OP1	25:BA:2895:U:O2'	2.36	0.40
26:BB:40:U:C2'	26:BB:41:U:OP1	2.69	0.40
27:BD:26:LYS:CD	27:BD:26:LYS:H	2.35	0.40
28:BE:35:GLN:CB	28:BE:48:GLN:HB2	2.51	0.40
28:BE:51:PHE:CE1	28:BE:52:LEU:CD2	2.98	0.40
30:BG:73:ALA:CB	30:BG:82:LEU:HD11	2.51	0.40
30:BG:145:THR:HG22	50:B4:28:LYS:NZ	2.36	0.40
31:BH:50:VAL:O	31:BH:50:VAL:CG2	2.70	0.40
31:BH:62:LYS:HB2	31:BH:62:LYS:HE2	1.88	0.40
32:BK:81:VAL:HG21	32:BK:88:ILE:CD1	2.50	0.40
32:BK:94:ALA:HB2	32:BK:116:LEU:HB2	2.04	0.40
32:BK:101:LEU:HD22	32:BK:109:ILE:CG2	2.51	0.40
32:BK:104:GLN:O	32:BK:105:HIS:HB2	2.19	0.40
34:BN:73:ASP:OD1	34:BN:73:ASP:C	2.59	0.40
35:BO:64:LYS:CG	54:B8:25:MET:SD	3.09	0.40
37:B0:1:MET:HE3	37:B0:1:MET:HB2	1.99	0.40
38:BQ:106:ARG:O	38:BQ:107:GLU:HB3	2.21	0.40
39:BR:113:LYS:HD2	39:BR:113:LYS:HA	1.87	0.40
45:BV:111:VAL:HG21	45:BV:146:ILE:HG13	2.03	0.40
46:B3:31:VAL:HG23	46:B3:32:ARG:N	2.37	0.40
46:B3:75:LEU:HD23	46:B3:75:LEU:HA	1.90	0.40
1:CA:376:G:N3	1:CA:389:A:C2	2.90	0.40
1:CA:410:G:C2	1:CA:429:U:C2	3.09	0.40

*Continued on next page...*

*Continued from previous page...*

Atom-1	Atom-2	Interatomic distance (Å)	Clash overlap (Å)
1:CA:468:A:C8	1:CA:474:G:C8	3.09	0.40
1:CA:474:G:C2	1:CA:475:G:C4	3.10	0.40
1:CA:879:C:H5	12:CO:6:THR:HG21	1.87	0.40
1:CA:977:A:H8	1:CA:982:U:O4	2.05	0.40
1:CA:1218:C:H2'	1:CA:1219:U:C6	2.57	0.40
1:CA:1278:U:H5''	1:CA:1279:A:O4'	2.21	0.40
1:CA:1305:G:N2	1:CA:1331:G:O2'	2.54	0.40
1:CA:1436:U:H2'	1:CA:1437:C:C6	2.57	0.40
1:CA:1446:A:C6	39:DR:118:ARG:NH1	2.90	0.40
2:CE:6:THR:O	2:CE:7:VAL:HB	2.21	0.40
2:CE:55:PHE:HD1	2:CE:55:PHE:HA	1.76	0.40
3:CF:120:VAL:HG12	3:CF:121:ALA:N	2.36	0.40
4:CG:31:CYS:O	4:CG:32:ALA:CB	2.66	0.40
4:CG:50:ARG:HA	4:CG:51:PRO:HD3	1.80	0.40
4:CG:108:LEU:HD13	4:CG:174:LEU:HD13	2.03	0.40
4:CG:132:ARG:HG3	4:CG:133:VAL:N	2.36	0.40
19:CV:11:VAL:CG2	19:CV:16:LEU:HD11	2.51	0.40
22:CB:2:C:H2'	22:CB:3:C:O4'	2.21	0.40
22:CB:37:G:H2'	22:CB:38:G:H8	1.85	0.40
22:CB:44:G:C6	22:CB:45:U:N3	2.89	0.40
23:CC:62:C:N3	23:CC:63:C:C5	2.90	0.40
23:CD:15:G:C2	23:CD:49:C:O2	2.73	0.40
24:C1:16:A:H2'	24:C1:17:U:O4'	2.21	0.40
25:DA:270(T):G:C6	25:DA:270(U):C:C4	3.09	0.40
25:DA:751:A:C6	25:DA:789:A:C5	3.09	0.40
25:DA:809:G:O4'	25:DA:1254:A:H1'	2.21	0.40
25:DA:993:G:C5	25:DA:994:C:C5	3.10	0.40
25:DA:1000:A:N1	25:DA:1155:A:C4	2.89	0.40
25:DA:1087:G:H2'	25:DA:1089:G:O4'	2.21	0.40
25:DA:1105:U:O2'	25:DA:1106:G:H5'	2.21	0.40
25:DA:1131:G:O6	25:DA:2040:C:H1'	2.22	0.40
25:DA:1508:A:H4'	25:DA:1510:A:C2	2.57	0.40
25:DA:1945:G:C4	25:DA:1946:U:C5	3.10	0.40
25:DA:1967:C:H2'	25:DA:1968:G:O5'	2.22	0.40
25:DA:2070:G:C2	25:DA:2442:C:C2	3.09	0.40
25:DA:2489:G:O2'	25:DA:2490:G:H5'	2.20	0.40
26:DB:9:G:C2	26:DB:112:G:C4	3.10	0.40
26:DB:43:C:C4'	30:DG:66:GLN:NE2	2.84	0.40
27:DD:96:HIS:ND1	27:DD:102:LYS:HD3	2.37	0.40
28:DE:70:ALA:O	28:DE:72:VAL:HG23	2.21	0.40
30:DG:94:LEU:HD23	30:DG:94:LEU:H	1.87	0.40

*Continued on next page...*

*Continued from previous page...*

Atom-1	Atom-2	Interatomic distance (Å)	Clash overlap (Å)
31:DH:68:THR:HG22	31:DH:72:ILE:HD11	2.02	0.40
37:D0:82:GLU:C	37:D0:85:PRO:HD2	2.41	0.40
37:D0:101:ALA:HB1	51:D5:41:PRO:HG3	2.03	0.40
37:D0:104:ARG:HB2	37:D0:107:ASP:OD2	2.20	0.40
45:DV:23:LYS:HE2	45:DV:40:ASP:OD2	2.22	0.40
45:DV:155:LEU:HA	45:DV:155:LEU:HD23	1.76	0.40
50:D4:58:ARG:HH21	50:D4:58:ARG:HG3	1.87	0.40
53:D7:42:LEU:HD23	53:D7:42:LEU:HA	1.84	0.40
54:D8:29:LYS:HB2	54:D8:44:LYS:HB3	2.03	0.40
54:D8:30:ARG:O	54:D8:31:HIS:CB	2.70	0.40
54:D8:39:LYS:C	54:D8:41:ILE:N	2.70	0.40
1:AA:687:A:H2'	1:AA:701:C:N4	2.37	0.40
1:AA:1372:U:C2'	1:AA:1373:G:O5'	2.70	0.40
1:AA:1405:G:H2'	1:AA:1406:U:O5'	2.22	0.40
1:AA:1429:C:H2'	1:AA:1430:C:C6	2.56	0.40
2:AE:111:ARG:HH11	2:AE:111:ARG:HA	1.86	0.40
3:AF:58:GLU:O	3:AF:59:ARG:HG3	2.21	0.40
3:AF:108:ASN:HB3	3:AF:111:LEU:HB2	2.04	0.40
4:AG:3:ARG:H	4:AG:3:ARG:HG3	1.58	0.40
4:AG:144:ASP:O	4:AG:184:LYS:HA	2.22	0.40
4:AG:146:ILE:N	4:AG:146:ILE:CD1	2.84	0.40
7:AJ:31:MET:CE	7:AJ:36:LYS:HZ2	2.35	0.40
7:AJ:56:GLN:HG2	7:AJ:56:GLN:H	1.65	0.40
10:AM:50:ILE:HD13	10:AM:60:ARG:HD3	2.03	0.40
23:AD:6:G:O2'	23:AD:7:G:H5'	2.22	0.40
25:BA:608:A:C4	25:BA:621:A:C6	3.10	0.40
25:BA:988:A:O4'	25:BA:1155:A:H2	2.03	0.40
25:BA:988:A:O5'	25:BA:988:A:H8	2.04	0.40
25:BA:1018:C:O2	25:BA:1018:C:H2'	2.21	0.40
25:BA:1043:C:C2'	25:BA:1044:G:H5'	2.51	0.40
25:BA:1534:G:O2'	25:BA:1535:U:H4'	2.22	0.40
25:BA:1558:A:O2'	25:BA:1559:G:OP2	2.40	0.40
25:BA:1726:G:H2'	25:BA:1727:U:O4'	2.21	0.40
25:BA:1758:G:H4'	25:BA:1759:A:OP2	2.20	0.40
25:BA:2213:U:H6	25:BA:2213:U:O5'	2.04	0.40
25:BA:2298:A:N6	25:BA:2318:G:H1'	2.37	0.40
25:BA:2335:A:C8	25:BA:2337:G:C6	3.10	0.40
25:BA:2559:C:H2'	25:BA:2560:C:H6	1.86	0.40
25:BA:2734:A:C5'	25:BA:2734:A:C8	3.02	0.40
25:BA:2841:C:C2	25:BA:2877:G:N2	2.90	0.40
25:BA:2855:C:H2'	25:BA:2856:C:C6	2.55	0.40

*Continued on next page...*

Continued from previous page...

Atom-1	Atom-2	Interatomic distance (Å)	Clash overlap (Å)
27:BD:161:THR:O	27:BD:162:SER:HB3	2.22	0.40
27:BD:181:GLU:HB2	27:BD:273:ARG:HB2	2.02	0.40
28:BE:61:ARG:C	28:BE:63:LEU:N	2.73	0.40
29:BF:63:LYS:HE2	29:BF:67:GLN:HB2	2.04	0.40
31:BH:152:ARG:HH21	31:BH:153:LYS:HE2	1.85	0.40
33:BM:17:ASP:O	33:BM:18:ALA:HB3	2.22	0.40
33:BM:43:THR:H	33:BM:48:MET:CE	2.34	0.40
33:BM:114:ARG:O	33:BM:116:LEU:N	2.55	0.40
35:BO:91:PHE:HZ	35:BO:103:ALA:CB	2.33	0.40
36:BP:29:PHE:HB3	36:BP:65:PHE:CE1	2.57	0.40
38:BQ:38:GLN:CG	38:BQ:47:THR:HG21	2.51	0.40
38:BQ:99:LYS:O	38:BQ:103:GLU:HG3	2.21	0.40
39:BR:111:ARG:O	39:BR:112:ARG:CG	2.69	0.40
40:B1:50:ARG:HG2	40:B1:53:ARG:HH22	1.86	0.40
40:B1:79:PHE:CE2	40:B1:83:LEU:CD2	3.01	0.40
42:BS:9:TYR:N	42:BS:102:HIS:CD2	2.80	0.40
43:BT:92:LEU:HD23	43:BT:92:LEU:HA	1.84	0.40
52:B6:11:LEU:CD2	52:B6:26:ASN:HB3	2.52	0.40
52:B6:11:LEU:HD23	52:B6:26:ASN:HB3	2.04	0.40
53:B7:8:ASN:ND2	53:B7:11:LYS:HB3	2.36	0.40
54:B8:36:LYS:HD3	54:B8:40:GLU:OE2	2.21	0.40
1:CA:810:C:C2'	1:CA:811:C:H5'	2.51	0.40
1:CA:836:G:C6	1:CA:851:G:C6	3.10	0.40
1:CA:949:A:C2	1:CA:1233:G:N3	2.89	0.40
1:CA:1007:C:C4	1:CA:1008:C:C5	3.10	0.40
1:CA:1045:C:H2'	1:CA:1046:A:C4'	2.52	0.40
1:CA:1116:C:O2'	9:CL:108:VAL:HG11	2.22	0.40
1:CA:1292:U:H2'	1:CA:1293:G:C8	2.57	0.40
1:CA:1320:C:C2	19:CV:72:GLY:HA3	2.56	0.40
1:CA:1399:C:H4'	1:CA:1400:C:O5'	2.21	0.40
2:CE:85:ALA:CB	2:CE:92:TYR:HD1	2.32	0.40
2:CE:169:LYS:HD3	2:CE:169:LYS:O	2.21	0.40
3:CF:47:LEU:HD13	3:CF:47:LEU:O	2.21	0.40
4:CG:60:GLU:OE2	4:CG:199:ASN:N	2.53	0.40
5:CH:151:LEU:HD11	8:CK:77:GLU:OE2	2.20	0.40
11:CN:58:PRO:HG3	11:CN:89:ALA:O	2.20	0.40
12:CO:32:PHE:HD1	12:CO:86:ARG:HA	1.87	0.40
19:CV:40:ILE:HG22	19:CV:67:VAL:HA	2.02	0.40
23:CD:37:U:C5	23:CD:38:A:N7	2.90	0.40
25:DA:2:G:H1	25:DA:2901:C:N4	2.12	0.40
25:DA:506:G:H5''	25:DA:509:C:H1'	2.04	0.40

Continued on next page...

Continued from previous page...

Atom-1	Atom-2	Interatomic distance (Å)	Clash overlap (Å)
25:DA:637:A:OP1	35:DO:133:SER:HB3	2.21	0.40
25:DA:686:G:H1	53:D7:16:HIS:CD2	2.37	0.40
25:DA:826:U:H2'	25:DA:828:U:O4'	2.22	0.40
25:DA:835:A:OP1	54:D8:52:LYS:HG3	2.21	0.40
25:DA:910:A:N3	25:DA:2264:C:O2'	2.49	0.40
25:DA:959:A:N1	25:DA:960:A:C2	2.89	0.40
25:DA:1150:C:H2'	25:DA:1151:G:O4'	2.21	0.40
25:DA:1299:G:H5''	25:DA:1300:U:H5''	2.02	0.40
25:DA:1359:A:N7	25:DA:1372:U:O4	2.55	0.40
25:DA:1889:A:H2'	25:DA:1890:A:O4'	2.22	0.40
25:DA:1902:C:OP1	27:DD:242:ARG:HD3	2.21	0.40
25:DA:1903:G:OP1	27:DD:241:PRO:HB2	2.21	0.40
25:DA:2103:C:H2'	25:DA:2104:G:H8	1.83	0.40
25:DA:2271:G:H2'	25:DA:2272:U:H6	1.87	0.40
25:DA:2695:C:H2'	25:DA:2696:U:H6	1.85	0.40
25:DA:2712:U:H1'	25:DA:2712(A):A:C8	2.57	0.40
27:DD:44:ASN:HB3	27:DD:49:ILE:CA	2.29	0.40
28:DE:30:PRO:HB2	28:DE:90:THR:HG23	2.04	0.40
35:DO:102:ARG:HH21	35:DO:102:ARG:HG3	1.87	0.40
35:DO:128:HIS:CE1	35:DO:148:LEU:HD21	2.57	0.40
36:DP:54:MET:HG2	36:DP:117:ALA:HB1	2.03	0.40
38:DQ:62:LYS:HB3	38:DQ:97:ARG:CD	2.49	0.40
39:DR:92:GLY:HA2	39:DR:116:ALA:CA	2.49	0.40
40:D1:92:ARG:HG3	40:D1:94:ASN:N	2.31	0.40
42:DS:37:ARG:HG2	42:DS:38:TYR:CE2	2.57	0.40
45:DV:6:LYS:H	45:DV:6:LYS:HG3	1.65	0.40
45:DV:131:ARG:H	45:DV:131:ARG:CD	2.35	0.40
54:D8:30:ARG:C	54:D8:32:LEU:H	2.24	0.40

All (3) symmetry-related close contacts are listed below. The label for Atom-2 includes the symmetry operator and encoded unit-cell translations to be applied.

Atom-1	Atom-2	Interatomic distance (Å)	Clash overlap (Å)
1:AA:85:U:O2'	31:DH:100:GLY:O[3_555]	1.90	0.30
1:CA:86:U:O2'	25:DA:276:A:OP2[3_545]	2.02	0.18
6:AI:15:ASP:OD2	4:CG:27:TYR:OH[4_555]	2.17	0.03

## 5.3 Torsion angles

### 5.3.1 Protein backbone

In the following table, the Percentiles column shows the percent Ramachandran outliers of the chain as a percentile score with respect to all X-ray entries followed by that with respect to entries of similar resolution.

The Analysed column shows the number of residues for which the backbone conformation was analysed, and the total number of residues.

Mol	Chain	Analysed	Favoured	Allowed	Outliers	Percentiles	
2	AE	235/256 (92%)	190 (81%)	45 (19%)	0	100	100
2	CE	235/256 (92%)	190 (81%)	41 (17%)	4 (2%)	9	39
3	AF	203/239 (85%)	179 (88%)	24 (12%)	0	100	100
3	CF	204/239 (85%)	179 (88%)	23 (11%)	2 (1%)	15	53
4	AG	206/208 (99%)	179 (87%)	24 (12%)	3 (2%)	10	42
4	CG	206/208 (99%)	179 (87%)	25 (12%)	2 (1%)	15	53
5	AH	149/162 (92%)	137 (92%)	10 (7%)	2 (1%)	12	45
5	CH	149/162 (92%)	139 (93%)	10 (7%)	0	100	100
6	AI	99/101 (98%)	92 (93%)	7 (7%)	0	100	100
6	CI	99/101 (98%)	94 (95%)	5 (5%)	0	100	100
7	AJ	153/156 (98%)	142 (93%)	11 (7%)	0	100	100
7	CJ	153/156 (98%)	143 (94%)	10 (6%)	0	100	100
8	AK	136/138 (99%)	123 (90%)	12 (9%)	1 (1%)	22	60
8	CK	136/138 (99%)	123 (90%)	13 (10%)	0	100	100
9	AL	125/128 (98%)	110 (88%)	15 (12%)	0	100	100
9	CL	125/128 (98%)	114 (91%)	11 (9%)	0	100	100
10	AM	97/105 (92%)	86 (89%)	11 (11%)	0	100	100
10	CM	97/105 (92%)	84 (87%)	9 (9%)	4 (4%)	3	16
11	AN	117/129 (91%)	102 (87%)	14 (12%)	1 (1%)	17	55
11	CN	117/129 (91%)	104 (89%)	13 (11%)	0	100	100
12	AO	123/132 (93%)	105 (85%)	16 (13%)	2 (2%)	9	40
12	CO	123/132 (93%)	105 (85%)	15 (12%)	3 (2%)	6	29
13	AP	114/126 (90%)	89 (78%)	23 (20%)	2 (2%)	8	37
13	CP	115/126 (91%)	96 (84%)	17 (15%)	2 (2%)	9	39
14	AQ	58/61 (95%)	49 (84%)	9 (16%)	0	100	100

*Continued on next page...*

*Continued from previous page...*

Mol	Chain	Analysed	Favoured	Allowed	Outliers	Percentiles	
14	CQ	58/61 (95%)	49 (84%)	8 (14%)	1 (2%)	9	39
15	AR	86/89 (97%)	74 (86%)	11 (13%)	1 (1%)	13	48
15	CR	86/89 (97%)	76 (88%)	10 (12%)	0	100	100
16	AS	82/88 (93%)	71 (87%)	8 (10%)	3 (4%)	3	19
16	CS	82/88 (93%)	75 (92%)	7 (8%)	0	100	100
17	AT	98/105 (93%)	91 (93%)	7 (7%)	0	100	100
17	CT	98/105 (93%)	91 (93%)	7 (7%)	0	100	100
18	AU	70/88 (80%)	64 (91%)	5 (7%)	1 (1%)	11	43
18	CU	70/88 (80%)	61 (87%)	9 (13%)	0	100	100
19	AV	76/93 (82%)	68 (90%)	6 (8%)	2 (3%)	5	27
19	CV	76/93 (82%)	60 (79%)	12 (16%)	4 (5%)	2	11
20	AW	97/106 (92%)	84 (87%)	13 (13%)	0	100	100
20	CW	97/106 (92%)	80 (82%)	16 (16%)	1 (1%)	15	53
21	AX	23/27 (85%)	22 (96%)	1 (4%)	0	100	100
21	CX	23/27 (85%)	21 (91%)	2 (9%)	0	100	100
27	BD	270/276 (98%)	243 (90%)	22 (8%)	5 (2%)	8	36
27	DD	270/276 (98%)	248 (92%)	15 (6%)	7 (3%)	5	27
28	BE	203/206 (98%)	149 (73%)	30 (15%)	24 (12%)	0	1
28	DE	203/206 (98%)	144 (71%)	41 (20%)	18 (9%)	1	3
29	BF	200/210 (95%)	179 (90%)	21 (10%)	0	100	100
29	DF	206/210 (98%)	168 (82%)	30 (15%)	8 (4%)	3	17
30	BG	179/182 (98%)	154 (86%)	20 (11%)	5 (3%)	5	25
30	DG	179/182 (98%)	150 (84%)	28 (16%)	1 (1%)	25	64
31	BH	168/180 (93%)	133 (79%)	28 (17%)	7 (4%)	3	16
31	DH	168/180 (93%)	125 (74%)	35 (21%)	8 (5%)	2	13
32	BK	144/148 (97%)	102 (71%)	32 (22%)	10 (7%)	1	6
32	DK	144/148 (97%)	113 (78%)	28 (19%)	3 (2%)	7	33
33	BM	136/140 (97%)	113 (83%)	16 (12%)	7 (5%)	2	12
33	DM	136/140 (97%)	119 (88%)	15 (11%)	2 (2%)	10	42
34	BN	120/122 (98%)	111 (92%)	9 (8%)	0	100	100
34	DN	120/122 (98%)	113 (94%)	6 (5%)	1 (1%)	19	57

*Continued on next page...*



*Continued from previous page...*

Mol	Chain	Analysed	Favoured	Allowed	Outliers	Percentiles	
35	BO	148/150 (99%)	107 (72%)	27 (18%)	14 (10%)	0	3
35	DO	148/150 (99%)	102 (69%)	24 (16%)	22 (15%)	0	1
36	BP	139/141 (99%)	109 (78%)	27 (19%)	3 (2%)	6	31
36	DP	139/141 (99%)	93 (67%)	30 (22%)	16 (12%)	0	2
37	B0	116/118 (98%)	101 (87%)	13 (11%)	2 (2%)	9	39
37	D0	115/118 (98%)	109 (95%)	6 (5%)	0	100	100
38	BQ	109/112 (97%)	86 (79%)	20 (18%)	3 (3%)	5	25
38	DQ	109/112 (97%)	87 (80%)	19 (17%)	3 (3%)	5	25
39	BR	135/146 (92%)	114 (84%)	21 (16%)	0	100	100
39	DR	135/146 (92%)	119 (88%)	14 (10%)	2 (2%)	10	42
40	B1	115/118 (98%)	103 (90%)	11 (10%)	1 (1%)	17	55
40	D1	115/118 (98%)	101 (88%)	14 (12%)	0	100	100
41	B2	99/101 (98%)	92 (93%)	5 (5%)	2 (2%)	7	34
41	D2	99/101 (98%)	78 (79%)	14 (14%)	7 (7%)	1	5
42	BS	111/113 (98%)	97 (87%)	10 (9%)	4 (4%)	3	19
42	DS	111/113 (98%)	103 (93%)	8 (7%)	0	100	100
43	BT	90/96 (94%)	84 (93%)	4 (4%)	2 (2%)	6	31
43	DT	90/96 (94%)	78 (87%)	10 (11%)	2 (2%)	6	31
44	BU	100/110 (91%)	80 (80%)	15 (15%)	5 (5%)	2	12
44	DU	100/110 (91%)	70 (70%)	24 (24%)	6 (6%)	1	9
45	BV	173/206 (84%)	129 (75%)	37 (21%)	7 (4%)	3	17
45	DV	177/206 (86%)	132 (75%)	35 (20%)	10 (6%)	2	10
46	B3	74/85 (87%)	67 (90%)	5 (7%)	2 (3%)	5	26
46	D3	75/85 (88%)	69 (92%)	6 (8%)	0	100	100
47	BZ	95/98 (97%)	85 (90%)	7 (7%)	3 (3%)	4	22
47	DZ	95/98 (97%)	84 (88%)	10 (10%)	1 (1%)	14	50
48	BW	64/72 (89%)	58 (91%)	4 (6%)	2 (3%)	4	23
48	DW	67/72 (93%)	60 (90%)	6 (9%)	1 (2%)	10	42
49	BX	57/60 (95%)	52 (91%)	5 (9%)	0	100	100
49	DX	57/60 (95%)	53 (93%)	4 (7%)	0	100	100
50	B4	64/71 (90%)	41 (64%)	21 (33%)	2 (3%)	4	23

*Continued on next page...*

Continued from previous page...

Mol	Chain	Analysed	Favoured	Allowed	Outliers	Percentiles	
50	D4	61/71 (86%)	32 (52%)	28 (46%)	1 (2%)	9	40
51	B5	57/60 (95%)	49 (86%)	7 (12%)	1 (2%)	8	37
51	D5	56/60 (93%)	48 (86%)	7 (12%)	1 (2%)	8	37
52	B6	43/54 (80%)	27 (63%)	14 (33%)	2 (5%)	2	14
52	D6	43/54 (80%)	29 (67%)	10 (23%)	4 (9%)	0	3
53	B7	47/49 (96%)	44 (94%)	3 (6%)	0	100	100
53	D7	47/49 (96%)	45 (96%)	2 (4%)	0	100	100
54	B8	59/65 (91%)	47 (80%)	7 (12%)	5 (8%)	1	4
54	D8	59/65 (91%)	40 (68%)	12 (20%)	7 (12%)	0	1
All	All	11335/12052 (94%)	9588 (85%)	1457 (13%)	290 (3%)	5	27

All (290) Ramachandran outliers are listed below:

Mol	Chain	Res	Type
4	AG	13	ARG
4	AG	14	ARG
11	AN	82	VAL
16	AS	17	TYR
18	AU	22	VAL
27	BD	237	GLU
27	BD	271	ILE
28	BE	15	PHE
28	BE	48	GLN
28	BE	49	LEU
28	BE	54	GLN
28	BE	75	VAL
28	BE	83	ASP
30	BG	78	SER
30	BG	79	ASN
31	BH	165	ALA
31	BH	168	PRO
32	BK	15	VAL
32	BK	105	HIS
33	BM	22	THR
33	BM	46	VAL
33	BM	47	ALA
35	BO	10	PRO
35	BO	16	ARG
35	BO	56	SER

Continued on next page...

*Continued from previous page...*

<b>Mol</b>	<b>Chain</b>	<b>Res</b>	<b>Type</b>
35	BO	57	THR
35	BO	58	THR
42	BS	92	ARG
42	BS	95	ILE
43	BT	68	ARG
45	BV	165	VAL
45	BV	171	ILE
50	B4	50	VAL
51	B5	4	HIS
52	B6	45	LYS
54	B8	32	LEU
3	CF	64	VAL
4	CG	14	ARG
10	CM	58	ASP
19	CV	31	ILE
27	DD	237	GLU
28	DE	9	VAL
28	DE	25	VAL
28	DE	37	ARG
28	DE	45	THR
28	DE	51	PHE
28	DE	54	GLN
28	DE	80	GLU
28	DE	81	ILE
29	DF	68	LYS
29	DF	89	VAL
31	DH	151	ILE
31	DH	153	LYS
31	DH	155	SER
33	DM	46	VAL
35	DO	10	PRO
35	DO	16	ARG
35	DO	21	ARG
35	DO	35	HIS
35	DO	36	LYS
35	DO	46	LYS
35	DO	56	SER
35	DO	57	THR
35	DO	58	THR
36	DP	25	ASP
36	DP	60	ARG
36	DP	63	LYS

*Continued on next page...*

*Continued from previous page...*

<b>Mol</b>	<b>Chain</b>	<b>Res</b>	<b>Type</b>
36	DP	67	ARG
36	DP	89	ASN
38	DQ	87	PHE
38	DQ	88	ASP
39	DR	55	ASN
41	D2	71	LEU
41	D2	79	VAL
41	D2	83	ARG
41	D2	84	LYS
45	DV	53	ILE
45	DV	146	ILE
45	DV	171	ILE
50	D4	5	ILE
51	D5	4	HIS
52	D6	44	ARG
52	D6	48	VAL
52	D6	49	HIS
54	D8	32	LEU
54	D8	35	GLN
54	D8	51	ALA
8	AK	86	ILE
13	AP	113	PRO
13	AP	116	THR
16	AS	15	PRO
27	BD	28	GLU
28	BE	37	ARG
28	BE	47	VAL
28	BE	57	LYS
28	BE	58	ARG
28	BE	78	LEU
28	BE	81	ILE
28	BE	82	ARG
30	BG	82	LEU
32	BK	100	ALA
32	BK	106	GLY
32	BK	144	VAL
33	BM	9	VAL
33	BM	97	ARG
35	BO	12	ALA
35	BO	65	ARG
35	BO	66	GLY
35	BO	67	MET

*Continued on next page...*

*Continued from previous page...*

<b>Mol</b>	<b>Chain</b>	<b>Res</b>	<b>Type</b>
36	BP	66	ILE
38	BQ	89	ARG
40	B1	93	LYS
43	BT	67	GLY
45	BV	53	ILE
48	BW	16	LEU
50	B4	5	ILE
52	B6	46	HIS
54	B8	34	TRP
54	B8	35	GLN
54	B8	37	SER
2	CE	7	VAL
2	CE	74	LYS
10	CM	57	LYS
12	CO	26	ALA
19	CV	9	VAL
19	CV	67	VAL
19	CV	68	GLY
28	DE	34	VAL
28	DE	131	ALA
29	DF	87	GLY
29	DF	91	GLY
31	DH	169	VAL
32	DK	143	SER
32	DK	144	VAL
35	DO	11	GLY
35	DO	12	ALA
35	DO	38	GLN
35	DO	50	ARG
35	DO	65	ARG
35	DO	66	GLY
35	DO	67	MET
36	DP	7	MET
36	DP	19	GLY
36	DP	27	VAL
36	DP	28	ALA
36	DP	29	PHE
36	DP	66	ILE
36	DP	79	LEU
36	DP	88	GLY
38	DQ	89	ARG
39	DR	57	PHE

*Continued on next page...*

*Continued from previous page...*

<b>Mol</b>	<b>Chain</b>	<b>Res</b>	<b>Type</b>
41	D2	45	THR
44	DU	77	PRO
45	DV	142	SER
45	DV	145	GLU
45	DV	165	VAL
54	D8	48	PHE
54	D8	49	VAL
12	AO	18	VAL
12	AO	48	PRO
28	BE	17	ASP
28	BE	42	ASP
28	BE	52	LEU
28	BE	79	ARG
31	BH	84	SER
31	BH	154	PRO
32	BK	11	ASN
32	BK	101	LEU
32	BK	145	VAL
35	BO	6	LEU
38	BQ	86	ALA
41	B2	45	THR
42	BS	94	ASP
44	BU	39	VAL
45	BV	7	ALA
45	BV	141	VAL
46	B3	83	PRO
46	B3	84	LEU
47	BZ	82	LEU
47	BZ	92	LYS
54	B8	11	LYS
2	CE	153	ARG
28	DE	53	PRO
28	DE	82	ARG
29	DF	84	VAL
35	DO	6	LEU
41	D2	85	LYS
45	DV	116	VAL
52	D6	45	LYS
54	D8	50	LEU
16	AS	16	HIS
28	BE	4	ILE
28	BE	14	ILE

*Continued on next page...*

*Continued from previous page...*

<b>Mol</b>	<b>Chain</b>	<b>Res</b>	<b>Type</b>
28	BE	39	PRO
28	BE	53	PRO
31	BH	83	TYR
32	BK	39	ALA
38	BQ	85	VAL
44	BU	42	VAL
44	BU	49	VAL
44	BU	77	PRO
10	CM	32	ALA
14	CQ	14	PRO
20	CW	95	ALA
27	DD	26	LYS
27	DD	28	GLU
29	DF	92	PRO
31	DH	152	ARG
31	DH	154	PRO
41	D2	49	THR
44	DU	49	VAL
45	DV	161	VAL
4	AG	156	GLU
15	AR	87	ILE
27	BD	240	ALA
33	BM	128	HIS
35	BO	7	ARG
35	BO	11	GLY
35	BO	62	LEU
47	BZ	88	LYS
4	CG	151	LYS
10	CM	86	MET
12	CO	79	GLU
27	DD	29	PRO
27	DD	239	ARG
28	DE	26	ILE
28	DE	52	LEU
28	DE	83	ASP
29	DF	128	ALA
29	DF	132	VAL
33	DM	128	HIS
34	DN	48	PRO
35	DO	23	PRO
35	DO	48	PRO
35	DO	62	LEU

*Continued on next page...*

*Continued from previous page...*

<b>Mol</b>	<b>Chain</b>	<b>Res</b>	<b>Type</b>
36	DP	21	THR
36	DP	90	VAL
28	BE	62	PRO
28	BE	118	LYS
30	BG	81	LYS
33	BM	115	ARG
37	B0	11	ASN
37	B0	71	GLN
48	BW	15	LYS
27	DD	240	ALA
28	DE	61	ARG
30	DG	5	VAL
43	DT	68	ARG
44	DU	85	VAL
19	AV	9	VAL
19	AV	41	VAL
28	BE	72	VAL
30	BG	5	VAL
32	BK	133	HIS
35	BO	95	VAL
12	CO	47	LYS
28	DE	134	ILE
43	DT	51	VAL
48	DW	17	SER
44	BU	3	VAL
45	BV	161	VAL
2	CE	39	ILE
3	CF	66	VAL
27	DD	3	VAL
28	DE	62	PRO
35	DO	34	GLY
44	DU	42	VAL
54	D8	53	PRO
5	AH	70	PRO
5	AH	115	VAL
31	BH	167	GLU
45	BV	166	SER
13	CP	117	VAL
31	DH	49	VAL
31	DH	167	GLU
32	DK	145	VAL
35	DO	7	ARG

*Continued on next page...*



*Continued from previous page...*

Mol	Chain	Res	Type
36	DP	61	GLY
45	DV	141	VAL
47	DZ	30	VAL
36	BP	27	VAL
41	B2	49	THR
44	DU	3	VAL
27	BD	35	LYS
31	BH	10	PRO
36	BP	90	VAL
42	BS	59	VAL
13	CP	84	ILE
44	DU	96	ILE
45	DV	61	LEU

### 5.3.2 Protein sidechains [i](#)

In the following table, the Percentiles column shows the percent sidechain outliers of the chain as a percentile score with respect to all X-ray entries followed by that with respect to entries of similar resolution.

The Analysed column shows the number of residues for which the sidechain conformation was analysed, and the total number of residues.

Mol	Chain	Analysed	Rotameric	Outliers	Percentiles	
2	AE	205/220 (93%)	155 (76%)	50 (24%)	0	3
2	CE	205/220 (93%)	159 (78%)	46 (22%)	1	4
3	AF	159/188 (85%)	120 (76%)	39 (24%)	0	3
3	CF	160/188 (85%)	124 (78%)	36 (22%)	1	4
4	AG	180/180 (100%)	144 (80%)	36 (20%)	1	7
4	CG	180/180 (100%)	140 (78%)	40 (22%)	1	4
5	AH	116/123 (94%)	88 (76%)	28 (24%)	0	3
5	CH	116/123 (94%)	89 (77%)	27 (23%)	1	4
6	AI	90/90 (100%)	76 (84%)	14 (16%)	2	13
6	CI	90/90 (100%)	74 (82%)	16 (18%)	2	9
7	AJ	126/127 (99%)	104 (82%)	22 (18%)	2	10
7	CJ	126/127 (99%)	89 (71%)	37 (29%)	0	1
8	AK	119/119 (100%)	100 (84%)	19 (16%)	2	12
8	CK	119/119 (100%)	94 (79%)	25 (21%)	1	5

*Continued on next page...*

*Continued from previous page...*

Mol	Chain	Analysed	Rotameric	Outliers	Percentiles	
9	AL	98/99 (99%)	70 (71%)	28 (29%)	0	2
9	CL	98/99 (99%)	69 (70%)	29 (30%)	0	1
10	AM	89/92 (97%)	66 (74%)	23 (26%)	0	2
10	CM	89/92 (97%)	60 (67%)	29 (33%)	0	1
11	AN	90/99 (91%)	74 (82%)	16 (18%)	2	9
11	CN	90/99 (91%)	73 (81%)	17 (19%)	1	8
12	AO	104/109 (95%)	88 (85%)	16 (15%)	2	13
12	CO	104/109 (95%)	80 (77%)	24 (23%)	1	4
13	AP	94/101 (93%)	71 (76%)	23 (24%)	0	3
13	CP	94/101 (93%)	75 (80%)	19 (20%)	1	6
14	AQ	49/50 (98%)	33 (67%)	16 (33%)	0	1
14	CQ	49/50 (98%)	39 (80%)	10 (20%)	1	6
15	AR	79/80 (99%)	68 (86%)	11 (14%)	3	16
15	CR	79/80 (99%)	66 (84%)	13 (16%)	2	11
16	AS	72/74 (97%)	53 (74%)	19 (26%)	0	2
16	CS	72/74 (97%)	62 (86%)	10 (14%)	3	16
17	AT	95/97 (98%)	82 (86%)	13 (14%)	3	17
17	CT	95/97 (98%)	89 (94%)	6 (6%)	18	51
18	AU	63/77 (82%)	50 (79%)	13 (21%)	1	6
18	CU	63/77 (82%)	48 (76%)	15 (24%)	0	3
19	AV	67/80 (84%)	47 (70%)	20 (30%)	0	1
19	CV	67/80 (84%)	53 (79%)	14 (21%)	1	5
20	AW	76/82 (93%)	60 (79%)	16 (21%)	1	5
20	CW	76/82 (93%)	55 (72%)	21 (28%)	0	2
21	AX	20/22 (91%)	17 (85%)	3 (15%)	3	14
21	CX	20/22 (91%)	20 (100%)	0	100	100
27	BD	214/218 (98%)	172 (80%)	42 (20%)	1	7
27	DD	214/218 (98%)	162 (76%)	52 (24%)	0	3
28	BE	165/166 (99%)	114 (69%)	51 (31%)	0	1
28	DE	165/166 (99%)	121 (73%)	44 (27%)	0	2
29	BF	161/166 (97%)	129 (80%)	32 (20%)	1	7

*Continued on next page...*

*Continued from previous page...*

Mol	Chain	Analysed	Rotameric	Outliers	Percentiles	
29	DF	165/166 (99%)	122 (74%)	43 (26%)	0	2
30	BG	155/156 (99%)	115 (74%)	40 (26%)	0	2
30	DG	155/156 (99%)	113 (73%)	42 (27%)	0	2
31	BH	142/148 (96%)	107 (75%)	35 (25%)	0	3
31	DH	142/148 (96%)	110 (78%)	32 (22%)	1	4
32	BK	122/124 (98%)	91 (75%)	31 (25%)	0	3
32	DK	122/124 (98%)	84 (69%)	38 (31%)	0	1
33	BM	117/119 (98%)	87 (74%)	30 (26%)	0	3
33	DM	117/119 (98%)	96 (82%)	21 (18%)	2	9
34	BN	100/100 (100%)	83 (83%)	17 (17%)	2	10
34	DN	100/100 (100%)	78 (78%)	22 (22%)	1	4
35	BO	116/116 (100%)	78 (67%)	38 (33%)	0	1
35	DO	116/116 (100%)	72 (62%)	44 (38%)	0	0
36	BP	111/111 (100%)	84 (76%)	27 (24%)	0	3
36	DP	111/111 (100%)	85 (77%)	26 (23%)	1	4
37	B0	101/101 (100%)	78 (77%)	23 (23%)	1	4
37	D0	100/101 (99%)	80 (80%)	20 (20%)	1	7
38	BQ	87/88 (99%)	65 (75%)	22 (25%)	0	3
38	DQ	87/88 (99%)	53 (61%)	34 (39%)	0	0
39	BR	120/127 (94%)	92 (77%)	28 (23%)	1	4
39	DR	120/127 (94%)	84 (70%)	36 (30%)	0	1
40	B1	93/94 (99%)	76 (82%)	17 (18%)	1	9
40	D1	93/94 (99%)	80 (86%)	13 (14%)	3	16
41	B2	82/82 (100%)	61 (74%)	21 (26%)	0	3
41	D2	82/82 (100%)	50 (61%)	32 (39%)	0	0
42	BS	92/92 (100%)	72 (78%)	20 (22%)	1	5
42	DS	92/92 (100%)	65 (71%)	27 (29%)	0	2
43	BT	74/78 (95%)	61 (82%)	13 (18%)	2	10
43	DT	74/78 (95%)	57 (77%)	17 (23%)	1	4
44	BU	85/91 (93%)	65 (76%)	20 (24%)	1	3
44	DU	85/91 (93%)	51 (60%)	34 (40%)	0	0

*Continued on next page...*

Continued from previous page...

Mol	Chain	Analysed	Rotameric	Outliers	Percentiles	
45	BV	154/179 (86%)	116 (75%)	38 (25%)	0	3
45	DV	158/179 (88%)	124 (78%)	34 (22%)	1	5
46	B3	61/67 (91%)	54 (88%)	7 (12%)	5	24
46	D3	62/67 (92%)	47 (76%)	15 (24%)	0	3
47	BZ	82/83 (99%)	64 (78%)	18 (22%)	1	4
47	DZ	82/83 (99%)	64 (78%)	18 (22%)	1	4
48	BW	62/67 (92%)	42 (68%)	20 (32%)	0	1
48	DW	64/67 (96%)	50 (78%)	14 (22%)	1	5
49	BX	51/52 (98%)	41 (80%)	10 (20%)	1	7
49	DX	51/52 (98%)	42 (82%)	9 (18%)	2	10
50	B4	59/63 (94%)	41 (70%)	18 (30%)	0	1
50	D4	57/63 (90%)	38 (67%)	19 (33%)	0	1
51	B5	51/52 (98%)	35 (69%)	16 (31%)	0	1
51	D5	51/52 (98%)	37 (72%)	14 (28%)	0	2
52	B6	44/52 (85%)	27 (61%)	17 (39%)	0	0
52	D6	44/52 (85%)	31 (70%)	13 (30%)	0	1
53	B7	42/42 (100%)	34 (81%)	8 (19%)	1	8
53	D7	42/42 (100%)	32 (76%)	10 (24%)	0	3
54	B8	51/55 (93%)	40 (78%)	11 (22%)	1	5
54	D8	51/55 (93%)	41 (80%)	10 (20%)	1	7
All	All	9579/9996 (96%)	7317 (76%)	2262 (24%)	1	3

All (2262) residues with a non-rotameric sidechain are listed below:

Mol	Chain	Res	Type
2	AE	4	GLU
2	AE	8	LYS
2	AE	9	GLU
2	AE	12	GLU
2	AE	15	VAL
2	AE	16	HIS
2	AE	17	PHE
2	AE	20	GLU
2	AE	21	ARG
2	AE	22	LYS

Continued on next page...

*Continued from previous page...*

<b>Mol</b>	<b>Chain</b>	<b>Res</b>	<b>Type</b>
2	AE	24	TRP
2	AE	32	ILE
2	AE	64	ARG
2	AE	67	THR
2	AE	68	ILE
2	AE	71	VAL
2	AE	75	LYS
2	AE	78	GLN
2	AE	82	ARG
2	AE	96	ARG
2	AE	107	THR
2	AE	111	ARG
2	AE	112	VAL
2	AE	119	GLU
2	AE	121	LEU
2	AE	144	ARG
2	AE	145	LEU
2	AE	154	LEU
2	AE	156	LYS
2	AE	163	PHE
2	AE	164	VAL
2	AE	169	LYS
2	AE	172	ILE
2	AE	174	VAL
2	AE	176	GLU
2	AE	178	ARG
2	AE	179	LYS
2	AE	185	ILE
2	AE	187	LEU
2	AE	190	THR
2	AE	191	ASP
2	AE	196	LEU
2	AE	200	ILE
2	AE	204	ASN
2	AE	211	ILE
2	AE	214	ILE
2	AE	215	LEU
2	AE	222	ILE
2	AE	223	ILE
2	AE	240	GLN
3	AF	3	ASN
3	AF	5	ILE

*Continued on next page...*

*Continued from previous page...*

<b>Mol</b>	<b>Chain</b>	<b>Res</b>	<b>Type</b>
3	AF	6	HIS
3	AF	14	ILE
3	AF	15	THR
3	AF	20	SER
3	AF	21	ARG
3	AF	26	LYS
3	AF	27	LYS
3	AF	29	TYR
3	AF	32	LEU
3	AF	36	ASP
3	AF	38	ARG
3	AF	40	ARG
3	AF	47	LEU
3	AF	49	SER
3	AF	52	LEU
3	AF	62	ASP
3	AF	63	ASN
3	AF	64	VAL
3	AF	79	ARG
3	AF	85	ARG
3	AF	104	GLN
3	AF	111	LEU
3	AF	125	GLU
3	AF	126	ARG
3	AF	128	PHE
3	AF	132	ARG
3	AF	136	GLN
3	AF	138	VAL
3	AF	152	ILE
3	AF	154	SER
3	AF	161	GLU
3	AF	165	THR
3	AF	167	TRP
3	AF	188	LEU
3	AF	192	THR
3	AF	196	LEU
3	AF	202	ILE
4	AG	3	ARG
4	AG	10	ARG
4	AG	11	LEU
4	AG	12	CYS
4	AG	13	ARG

*Continued on next page...*

*Continued from previous page...*

<b>Mol</b>	<b>Chain</b>	<b>Res</b>	<b>Type</b>
4	AG	14	ARG
4	AG	15	GLU
4	AG	19	LEU
4	AG	26	CYS
4	AG	30	LYS
4	AG	33	MET
4	AG	35	ARG
4	AG	52	SER
4	AG	58	LEU
4	AG	65	ARG
4	AG	84	LYS
4	AG	86	LYS
4	AG	96	LEU
4	AG	110	PHE
4	AG	114	ARG
4	AG	122	ARG
4	AG	127	THR
4	AG	132	ARG
4	AG	134	ASP
4	AG	135	LEU
4	AG	139	ARG
4	AG	154	ASN
4	AG	155	LEU
4	AG	181	MET
4	AG	188	LEU
4	AG	190	ASP
4	AG	192	GLU
4	AG	193	ASP
4	AG	194	LEU
4	AG	200	GLU
4	AG	201	GLN
5	AH	5	ASP
5	AH	10	MET
5	AH	11	ILE
5	AH	12	LEU
5	AH	16	THR
5	AH	20	GLN
5	AH	31	LEU
5	AH	33	VAL
5	AH	41	VAL
5	AH	43	LEU
5	AH	56	GLN

*Continued on next page...*

*Continued from previous page...*

<b>Mol</b>	<b>Chain</b>	<b>Res</b>	<b>Type</b>
5	AH	57	LYS
5	AH	60	TYR
5	AH	64	ARG
5	AH	72	GLN
5	AH	73	ASN
5	AH	79	GLU
5	AH	81	GLU
5	AH	83	GLU
5	AH	87	SER
5	AH	91	LEU
5	AH	116	THR
5	AH	121	LYS
5	AH	126	ARG
5	AH	131	ILE
5	AH	147	ASP
5	AH	153	LYS
5	AH	155	GLU
6	AI	16	GLN
6	AI	19	LEU
6	AI	21	LEU
6	AI	23	LYS
6	AI	24	GLU
6	AI	25	ILE
6	AI	40	VAL
6	AI	55	ASP
6	AI	64	GLN
6	AI	71	ARG
6	AI	73	ASN
6	AI	75	LEU
6	AI	93	SER
6	AI	98	LEU
7	AJ	8	GLU
7	AJ	12	LEU
7	AJ	24	THR
7	AJ	27	ILE
7	AJ	33	ASP
7	AJ	35	LYS
7	AJ	38	LEU
7	AJ	49	ILE
7	AJ	56	GLN
7	AJ	63	LYS
7	AJ	78	ARG

*Continued on next page...*



*Continued from previous page...*

<b>Mol</b>	<b>Chain</b>	<b>Res</b>	<b>Type</b>
7	AJ	80	VAL
7	AJ	89	MET
7	AJ	90	GLU
7	AJ	92	SER
7	AJ	104	LEU
7	AJ	113	GLU
7	AJ	124	LEU
7	AJ	131	LYS
7	AJ	141	VAL
7	AJ	149	ARG
7	AJ	155	ARG
8	AK	3	THR
8	AK	19	VAL
8	AK	37	ARG
8	AK	54	ASP
8	AK	63	LEU
8	AK	68	ARG
8	AK	69	ARG
8	AK	75	ARG
8	AK	77	GLU
8	AK	80	ILE
8	AK	85	ARG
8	AK	87	SER
8	AK	95	VAL
8	AK	98	LYS
8	AK	105	ARG
8	AK	107	LEU
8	AK	112	LEU
8	AK	115	SER
8	AK	123	GLU
9	AL	2	GLU
9	AL	7	THR
9	AL	9	ARG
9	AL	10	ARG
9	AL	16	ARG
9	AL	23	ASN
9	AL	25	LYS
9	AL	26	VAL
9	AL	35	GLU
9	AL	38	GLN
9	AL	42	ARG
9	AL	47	LEU

*Continued on next page...*

*Continued from previous page...*

<b>Mol</b>	<b>Chain</b>	<b>Res</b>	<b>Type</b>
9	AL	64	THR
9	AL	65	VAL
9	AL	70	LYS
9	AL	75	ASP
9	AL	79	LEU
9	AL	85	LEU
9	AL	89	ASN
9	AL	93	ARG
9	AL	95	LYS
9	AL	99	LEU
9	AL	102	LEU
9	AL	111	ARG
9	AL	112	LYS
9	AL	114	TYR
9	AL	121	ARG
9	AL	124	GLN
10	AM	22	LYS
10	AM	24	VAL
10	AM	25	GLU
10	AM	33	GLN
10	AM	34	VAL
10	AM	35	SER
10	AM	42	THR
10	AM	44	VAL
10	AM	46	ARG
10	AM	48	THR
10	AM	49	VAL
10	AM	55	LYS
10	AM	62	HIS
10	AM	70	ARG
10	AM	74	ILE
10	AM	78	ASN
10	AM	80	LYS
10	AM	85	LEU
10	AM	86	MET
10	AM	92	THR
10	AM	96	ILE
10	AM	100	THR
10	AM	101	VAL
11	AN	28	THR
11	AN	29	ILE
11	AN	30	VAL

*Continued on next page...*

*Continued from previous page...*

<b>Mol</b>	<b>Chain</b>	<b>Res</b>	<b>Type</b>
11	AN	40	ILE
11	AN	41	THR
11	AN	48	ILE
11	AN	54	ARG
11	AN	63	LEU
11	AN	81	ASP
11	AN	84	VAL
11	AN	91	ARG
11	AN	104	GLN
11	AN	109	VAL
11	AN	114	VAL
11	AN	116	HIS
11	AN	124	LYS
12	AO	7	ILE
12	AO	20	LYS
12	AO	21	LYS
12	AO	59	ARG
12	AO	60	LEU
12	AO	78	GLN
12	AO	81	SER
12	AO	83	VAL
12	AO	85	ILE
12	AO	89	ARG
12	AO	91	LYS
12	AO	102	ARG
12	AO	114	LYS
12	AO	118	SER
12	AO	124	LYS
12	AO	127	GLU
13	AP	11	ARG
13	AP	13	LYS
13	AP	17	VAL
13	AP	20	THR
13	AP	22	ILE
13	AP	34	LEU
13	AP	39	ILE
13	AP	45	VAL
13	AP	47	ASP
13	AP	54	VAL
13	AP	56	LEU
13	AP	64	TRP
13	AP	67	GLU

*Continued on next page...*

*Continued from previous page...*

<b>Mol</b>	<b>Chain</b>	<b>Res</b>	<b>Type</b>
13	AP	69	GLU
13	AP	70	LEU
13	AP	78	ILE
13	AP	88	ARG
13	AP	101	GLN
13	AP	102	ARG
13	AP	105	THR
13	AP	108	ARG
13	AP	114	ARG
13	AP	116	THR
14	AQ	3	ARG
14	AQ	7	ILE
14	AQ	9	LYS
14	AQ	13	THR
14	AQ	17	LYS
14	AQ	18	VAL
14	AQ	23	ARG
14	AQ	24	CYS
14	AQ	27	CYS
14	AQ	32	SER
14	AQ	35	ARG
14	AQ	41	ARG
14	AQ	43	CYS
14	AQ	44	LEU
14	AQ	46	GLU
14	AQ	57	ARG
15	AR	25	THR
15	AR	31	LEU
15	AR	38	ARG
15	AR	39	LEU
15	AR	41	GLU
15	AR	47	LYS
15	AR	62	GLN
15	AR	65	ARG
15	AR	66	LEU
15	AR	71	GLN
15	AR	88	ARG
16	AS	2	VAL
16	AS	11	SER
16	AS	16	HIS
16	AS	18	ARG
16	AS	19	ILE

*Continued on next page...*

*Continued from previous page...*

<b>Mol</b>	<b>Chain</b>	<b>Res</b>	<b>Type</b>
16	AS	20	VAL
16	AS	21	VAL
16	AS	22	THR
16	AS	25	ARG
16	AS	28	ARG
16	AS	53	VAL
16	AS	55	ARG
16	AS	58	TYR
16	AS	67	THR
16	AS	69	THR
16	AS	71	ARG
16	AS	72	ARG
16	AS	75	ARG
16	AS	82	GLN
17	AT	9	VAL
17	AT	17	LYS
17	AT	35	VAL
17	AT	45	HIS
17	AT	52	LYS
17	AT	57	VAL
17	AT	60	ILE
17	AT	62	SER
17	AT	67	LYS
17	AT	68	ARG
17	AT	74	LEU
17	AT	84	LEU
17	AT	101	ARG
18	AU	18	ARG
18	AU	26	LEU
18	AU	31	LEU
18	AU	32	ARG
18	AU	35	ARG
18	AU	36	ASN
18	AU	42	ARG
18	AU	46	GLU
18	AU	61	LYS
18	AU	65	ILE
18	AU	68	LYS
18	AU	76	LEU
18	AU	82	THR
19	AV	7	LYS
19	AV	10	PHE

*Continued on next page...*

*Continued from previous page...*

<b>Mol</b>	<b>Chain</b>	<b>Res</b>	<b>Type</b>
19	AV	15	LEU
19	AV	22	LEU
19	AV	28	LYS
19	AV	29	ARG
19	AV	30	LEU
19	AV	31	ILE
19	AV	35	SER
19	AV	37	ARG
19	AV	40	ILE
19	AV	43	GLU
19	AV	48	THR
19	AV	60	VAL
19	AV	61	TYR
19	AV	65	ASN
19	AV	66	MET
19	AV	77	THR
19	AV	81	ARG
19	AV	83	HIS
20	AW	8	ARG
20	AW	9	ASN
20	AW	13	LEU
20	AW	14	LYS
20	AW	24	LEU
20	AW	26	ASN
20	AW	29	LYS
20	AW	34	LYS
20	AW	36	LEU
20	AW	41	ILE
20	AW	50	GLU
20	AW	72	LEU
20	AW	73	HIS
20	AW	75	ASN
20	AW	84	LEU
20	AW	93	GLU
21	AX	15	ARG
21	AX	25	LYS
21	AX	26	LYS
27	BD	3	VAL
27	BD	17	THR
27	BD	26	LYS
27	BD	32	SER
27	BD	43	ARG

*Continued on next page...*

*Continued from previous page...*

<b>Mol</b>	<b>Chain</b>	<b>Res</b>	<b>Type</b>
27	BD	44	ASN
27	BD	60	ARG
27	BD	61	LEU
27	BD	64	ILE
27	BD	65	ILE
27	BD	89	SER
27	BD	91	ARG
27	BD	94	LEU
27	BD	95	LEU
27	BD	99	ASP
27	BD	103	ARG
27	BD	111	LEU
27	BD	112	GLN
27	BD	115	GLN
27	BD	116	GLN
27	BD	117	VAL
27	BD	126	GLN
27	BD	127	VAL
27	BD	136	ILE
27	BD	141	VAL
27	BD	142	VAL
27	BD	155	LEU
27	BD	164	GLN
27	BD	166	GLN
27	BD	171	ASP
27	BD	183	ARG
27	BD	192	THR
27	BD	193	VAL
27	BD	202	LYS
27	BD	217	ARG
27	BD	221	VAL
27	BD	229	VAL
27	BD	242	ARG
27	BD	257	LEU
27	BD	259	THR
27	BD	267	SER
27	BD	271	ILE
28	BE	2	LYS
28	BE	13	ARG
28	BE	16	ARG
28	BE	19	ARG
28	BE	25	VAL

*Continued on next page...*

*Continued from previous page...*

<b>Mol</b>	<b>Chain</b>	<b>Res</b>	<b>Type</b>
28	BE	26	ILE
28	BE	27	LEU
28	BE	33	VAL
28	BE	40	GLU
28	BE	41	LYS
28	BE	42	ASP
28	BE	45	THR
28	BE	47	VAL
28	BE	48	GLN
28	BE	49	LEU
28	BE	52	LEU
28	BE	54	GLN
28	BE	57	LYS
28	BE	60	ASN
28	BE	63	LEU
28	BE	66	HIS
28	BE	67	PHE
28	BE	76	ARG
28	BE	81	ILE
28	BE	82	ARG
28	BE	89	ASP
28	BE	93	VAL
28	BE	95	ILE
28	BE	97	LYS
28	BE	101	ARG
28	BE	107	THR
28	BE	113	PHE
28	BE	116	VAL
28	BE	118	LYS
28	BE	119	ARG
28	BE	144	ARG
28	BE	146	THR
28	BE	154	LYS
28	BE	163	GLU
28	BE	167	VAL
28	BE	170	LEU
28	BE	171	GLU
28	BE	175	VAL
28	BE	179	GLU
28	BE	181	LEU
28	BE	182	LEU
28	BE	183	LEU

*Continued on next page...*



*Continued from previous page...*

<b>Mol</b>	<b>Chain</b>	<b>Res</b>	<b>Type</b>
28	BE	185	LYS
28	BE	197	ILE
28	BE	202	LYS
28	BE	203	LYS
29	BF	7	TYR
29	BF	8	GLN
29	BF	9	ILE
29	BF	15	SER
29	BF	27	GLU
29	BF	32	LEU
29	BF	33	LEU
29	BF	38	ARG
29	BF	43	LYS
29	BF	45	ARG
29	BF	46	ARG
29	BF	57	VAL
29	BF	64	ILE
29	BF	67	GLN
29	BF	70	THR
29	BF	82	ILE
29	BF	88	VAL
29	BF	106	ARG
29	BF	108	LYS
29	BF	117	ARG
29	BF	120	GLU
29	BF	127	GLU
29	BF	132	VAL
29	BF	136	THR
29	BF	158	THR
29	BF	161	GLU
29	BF	165	ARG
29	BF	168	ARG
29	BF	181	LEU
29	BF	197	ASP
29	BF	203	GLN
29	BF	206	ILE
30	BG	3	LEU
30	BG	4	ASP
30	BG	10	LYS
30	BG	13	GLU
30	BG	16	ARG
30	BG	20	ILE

*Continued on next page...*

*Continued from previous page...*

<b>Mol</b>	<b>Chain</b>	<b>Res</b>	<b>Type</b>
30	BG	31	VAL
30	BG	43	LEU
30	BG	45	GLU
30	BG	51	ARG
30	BG	58	GLN
30	BG	60	LEU
30	BG	63	ILE
30	BG	64	THR
30	BG	67	LYS
30	BG	70	VAL
30	BG	71	THR
30	BG	72	ARG
30	BG	75	LYS
30	BG	77	ILE
30	BG	81	LYS
30	BG	82	LEU
30	BG	83	ARG
30	BG	84	LYS
30	BG	90	LEU
30	BG	94	LEU
30	BG	96	ARG
30	BG	101	ILE
30	BG	104	GLU
30	BG	115	ARG
30	BG	118	ARG
30	BG	121	ASN
30	BG	128	ARG
30	BG	130	ASN
30	BG	133	LEU
30	BG	159	VAL
30	BG	165	THR
30	BG	167	GLU
30	BG	174	GLU
30	BG	175	LEU
31	BH	4	ILE
31	BH	7	LEU
31	BH	9	ILE
31	BH	23	ARG
31	BH	24	VAL
31	BH	41	MET
31	BH	42	ARG
31	BH	44	VAL

*Continued on next page...*

*Continued from previous page...*

<b>Mol</b>	<b>Chain</b>	<b>Res</b>	<b>Type</b>
31	BH	45	VAL
31	BH	56	SER
31	BH	59	ARG
31	BH	77	LYS
31	BH	79	VAL
31	BH	80	SER
31	BH	81	GLU
31	BH	83	TYR
31	BH	89	ILE
31	BH	97	ARG
31	BH	105	LEU
31	BH	107	VAL
31	BH	113	VAL
31	BH	116	GLU
31	BH	122	THR
31	BH	129	THR
31	BH	132	ARG
31	BH	134	SER
31	BH	138	LYS
31	BH	139	GLN
31	BH	143	GLN
31	BH	153	LYS
31	BH	158	HIS
31	BH	164	TYR
31	BH	167	GLU
31	BH	170	ARG
31	BH	171	LEU
32	BK	2	LYS
32	BK	12	LEU
32	BK	20	ASP
32	BK	25	TYR
32	BK	35	LEU
32	BK	38	LEU
32	BK	41	GLU
32	BK	54	GLN
32	BK	57	ARG
32	BK	58	LEU
32	BK	64	GLU
32	BK	67	ARG
32	BK	68	LEU
32	BK	70	GLU
32	BK	71	ILE

*Continued on next page...*

*Continued from previous page...*

<b>Mol</b>	<b>Chain</b>	<b>Res</b>	<b>Type</b>
32	BK	77	LEU
32	BK	78	THR
32	BK	81	VAL
32	BK	82	ARG
32	BK	85	GLU
32	BK	87	LYS
32	BK	92	VAL
32	BK	93	THR
32	BK	95	LYS
32	BK	101	LEU
32	BK	102	SER
32	BK	103	ARG
32	BK	107	VAL
32	BK	108	THR
32	BK	135	GLU
32	BK	140	LEU
33	BM	7	LYS
33	BM	9	VAL
33	BM	10	GLU
33	BM	28	THR
33	BM	32	THR
33	BM	34	LEU
33	BM	42	TRP
33	BM	43	THR
33	BM	45	ASN
33	BM	46	VAL
33	BM	48	MET
33	BM	60	ILE
33	BM	61	ARG
33	BM	63	THR
33	BM	67	LEU
33	BM	70	LYS
33	BM	87	LEU
33	BM	89	LYS
33	BM	96	GLU
33	BM	97	ARG
33	BM	99	LEU
33	BM	115	ARG
33	BM	120	LEU
33	BM	122	VAL
33	BM	127	ASP
33	BM	130	HIS

*Continued on next page...*

*Continued from previous page...*

<b>Mol</b>	<b>Chain</b>	<b>Res</b>	<b>Type</b>
33	BM	131	GLN
33	BM	133	GLN
33	BM	134	ARG
33	BM	138	LEU
34	BN	1	MET
34	BN	8	LEU
34	BN	9	GLU
34	BN	20	MET
34	BN	22	ILE
34	BN	23	ARG
34	BN	24	VAL
34	BN	35	VAL
34	BN	38	VAL
34	BN	47	ILE
34	BN	52	VAL
34	BN	53	LYS
34	BN	66	LYS
34	BN	68	GLU
34	BN	82	ASN
34	BN	94	ARG
34	BN	98	VAL
35	BO	3	LEU
35	BO	14	LYS
35	BO	15	ARG
35	BO	16	ARG
35	BO	21	ARG
35	BO	29	LYS
35	BO	30	THR
35	BO	32	THR
35	BO	41	ARG
35	BO	45	LEU
35	BO	46	LYS
35	BO	49	ARG
35	BO	50	ARG
35	BO	61	ARG
35	BO	62	LEU
35	BO	64	LYS
35	BO	65	ARG
35	BO	68	GLN
35	BO	70	GLN
35	BO	75	ILE
35	BO	79	ARG

*Continued on next page...*

*Continued from previous page...*

<b>Mol</b>	<b>Chain</b>	<b>Res</b>	<b>Type</b>
35	BO	88	LEU
35	BO	90	ARG
35	BO	92	GLU
35	BO	96	THR
35	BO	99	LEU
35	BO	100	LEU
35	BO	105	LEU
35	BO	106	LEU
35	BO	112	LEU
35	BO	123	LEU
35	BO	125	VAL
35	BO	135	LEU
35	BO	138	LEU
35	BO	144	GLU
35	BO	146	VAL
35	BO	147	LEU
35	BO	148	LEU
36	BP	5	ARG
36	BP	7	MET
36	BP	10	ARG
36	BP	17	LEU
36	BP	25	ASP
36	BP	26	TYR
36	BP	35	VAL
36	BP	45	GLN
36	BP	46	GLN
36	BP	52	VAL
36	BP	58	PHE
36	BP	59	ARG
36	BP	60	ARG
36	BP	63	LYS
36	BP	79	LEU
36	BP	82	ARG
36	BP	83	MET
36	BP	87	LYS
36	BP	90	VAL
36	BP	91	GLU
36	BP	103	MET
36	BP	109	VAL
36	BP	110	THR
36	BP	112	GLU
36	BP	129	THR

*Continued on next page...*

*Continued from previous page...*

<b>Mol</b>	<b>Chain</b>	<b>Res</b>	<b>Type</b>
36	BP	134	ARG
36	BP	139	GLU
37	B0	4	LEU
37	B0	16	HIS
37	B0	18	LEU
37	B0	28	LEU
37	B0	29	LEU
37	B0	34	ILE
37	B0	36	THR
37	B0	37	THR
37	B0	44	LEU
37	B0	48	VAL
37	B0	54	LEU
37	B0	59	ASP
37	B0	60	LEU
37	B0	74	LYS
37	B0	75	LEU
37	B0	79	LEU
37	B0	83	ILE
37	B0	88	ARG
37	B0	91	GLN
37	B0	104	ARG
37	B0	105	ARG
37	B0	107	ASP
37	B0	113	LEU
38	BQ	5	THR
38	BQ	19	LYS
38	BQ	20	ARG
38	BQ	24	LEU
38	BQ	30	ARG
38	BQ	31	SER
38	BQ	35	ILE
38	BQ	36	TYR
38	BQ	43	GLU
38	BQ	50	SER
38	BQ	53	SER
38	BQ	54	LEU
38	BQ	56	LEU
38	BQ	58	LEU
38	BQ	69	VAL
38	BQ	73	LEU
38	BQ	83	LYS

*Continued on next page...*

*Continued from previous page...*

<b>Mol</b>	<b>Chain</b>	<b>Res</b>	<b>Type</b>
38	BQ	93	LYS
38	BQ	97	ARG
38	BQ	101	LEU
38	BQ	106	ARG
38	BQ	111	GLU
39	BR	6	LEU
39	BR	11	GLU
39	BR	15	VAL
39	BR	17	THR
39	BR	27	THR
39	BR	30	VAL
39	BR	35	LYS
39	BR	41	ARG
39	BR	42	ILE
39	BR	49	VAL
39	BR	50	ILE
39	BR	53	ARG
39	BR	58	ASN
39	BR	59	THR
39	BR	61	PHE
39	BR	64	ARG
39	BR	74	ARG
39	BR	85	LYS
39	BR	86	ILE
39	BR	87	ASP
39	BR	88	ILE
39	BR	99	LEU
39	BR	106	SER
39	BR	108	ARG
39	BR	110	ILE
39	BR	112	ARG
39	BR	118	ARG
39	BR	128	GLU
40	B1	3	ARG
40	B1	5	LYS
40	B1	8	VAL
40	B1	13	LYS
40	B1	27	LEU
40	B1	34	LYS
40	B1	52	ARG
40	B1	70	ARG
40	B1	74	LEU

*Continued on next page...*



*Continued from previous page...*

<b>Mol</b>	<b>Chain</b>	<b>Res</b>	<b>Type</b>
40	B1	79	PHE
40	B1	89	GLU
40	B1	95	LEU
40	B1	97	ASP
40	B1	98	LEU
40	B1	108	GLU
40	B1	111	GLU
40	B1	112	ARG
41	B2	1	MET
41	B2	5	VAL
41	B2	6	LYS
41	B2	15	GLU
41	B2	18	LEU
41	B2	21	ARG
41	B2	28	GLU
41	B2	33	VAL
41	B2	35	LEU
41	B2	39	LEU
41	B2	40	LEU
41	B2	45	THR
41	B2	47	VAL
41	B2	57	VAL
41	B2	68	LYS
41	B2	70	ILE
41	B2	72	VAL
41	B2	74	LYS
41	B2	78	LYS
41	B2	88	ARG
41	B2	99	ILE
42	BS	11	ARG
42	BS	16	LYS
42	BS	17	VAL
42	BS	28	SER
42	BS	37	ARG
42	BS	45	TYR
42	BS	51	LEU
42	BS	57	ASN
42	BS	67	ASP
42	BS	70	TYR
42	BS	76	VAL
42	BS	78	GLU
42	BS	88	ARG

*Continued on next page...*

*Continued from previous page...*

<b>Mol</b>	<b>Chain</b>	<b>Res</b>	<b>Type</b>
42	BS	90	ARG
42	BS	92	ARG
42	BS	96	ILE
42	BS	100	THR
42	BS	106	ILE
42	BS	107	LEU
42	BS	111	HIS
43	BT	12	VAL
43	BT	23	GLU
43	BT	27	THR
43	BT	44	GLU
43	BT	45	THR
43	BT	57	LEU
43	BT	64	LYS
43	BT	65	ARG
43	BT	70	LEU
43	BT	80	ILE
43	BT	83	VAL
43	BT	87	GLN
43	BT	88	LYS
44	BU	3	VAL
44	BU	6	HIS
44	BU	26	LYS
44	BU	33	LYS
44	BU	38	ILE
44	BU	40	GLU
44	BU	44	ILE
44	BU	52	SER
44	BU	57	GLN
44	BU	61	ILE
44	BU	64	GLU
44	BU	67	LEU
44	BU	76	CYS
44	BU	79	CYS
44	BU	81	LYS
44	BU	84	ARG
44	BU	86	ARG
44	BU	87	LYS
44	BU	90	LEU
44	BU	97	ARG
45	BV	2	GLU
45	BV	5	LEU

*Continued on next page...*

*Continued from previous page...*

<b>Mol</b>	<b>Chain</b>	<b>Res</b>	<b>Type</b>
45	BV	16	SER
45	BV	19	ARG
45	BV	33	LEU
45	BV	41	LEU
45	BV	53	ILE
45	BV	59	LEU
45	BV	61	LEU
45	BV	71	VAL
45	BV	73	GLN
45	BV	76	LEU
45	BV	77	ASP
45	BV	80	ARG
45	BV	82	ARG
45	BV	86	VAL
45	BV	91	LEU
45	BV	92	SER
45	BV	93	ASP
45	BV	96	VAL
45	BV	97	GLU
45	BV	104	PHE
45	BV	111	VAL
45	BV	112	ARG
45	BV	117	LEU
45	BV	119	GLU
45	BV	121	HIS
45	BV	122	ARG
45	BV	128	VAL
45	BV	132	ASN
45	BV	144	LEU
45	BV	146	ILE
45	BV	148	ASP
45	BV	162	GLU
45	BV	163	LEU
45	BV	165	VAL
45	BV	169	GLU
45	BV	175	VAL
46	B3	11	ARG
46	B3	20	ARG
46	B3	36	ILE
46	B3	40	GLN
46	B3	53	MET
46	B3	55	ARG

*Continued on next page...*

*Continued from previous page...*

<b>Mol</b>	<b>Chain</b>	<b>Res</b>	<b>Type</b>
46	B3	60	PHE
47	BZ	19	GLN
47	BZ	21	ARG
47	BZ	26	ARG
47	BZ	35	THR
47	BZ	40	ARG
47	BZ	41	ARG
47	BZ	50	ARG
47	BZ	62	VAL
47	BZ	75	GLU
47	BZ	78	LYS
47	BZ	80	LEU
47	BZ	81	LYS
47	BZ	82	LEU
47	BZ	83	GLU
47	BZ	85	LEU
47	BZ	88	LYS
47	BZ	91	LYS
47	BZ	97	LEU
48	BW	5	GLU
48	BW	7	ARG
48	BW	9	GLN
48	BW	16	LEU
48	BW	17	SER
48	BW	19	VAL
48	BW	23	LYS
48	BW	24	LEU
48	BW	32	LEU
48	BW	34	GLU
48	BW	35	LEU
48	BW	44	LEU
48	BW	47	ASN
48	BW	50	ILE
48	BW	53	LEU
48	BW	54	LYS
48	BW	55	ARG
48	BW	62	THR
48	BW	64	LEU
48	BW	65	ASN
49	BX	6	VAL
49	BX	7	LYS
49	BX	8	LEU

*Continued on next page...*

*Continued from previous page...*

<b>Mol</b>	<b>Chain</b>	<b>Res</b>	<b>Type</b>
49	BX	31	LEU
49	BX	32	GLN
49	BX	33	GLN
49	BX	40	THR
49	BX	44	ARG
49	BX	53	LEU
49	BX	54	VAL
50	B4	10	VAL
50	B4	14	ILE
50	B4	15	ILE
50	B4	16	CYS
50	B4	22	ILE
50	B4	27	THR
50	B4	33	VAL
50	B4	38	LYS
50	B4	43	TYR
50	B4	47	GLN
50	B4	49	PHE
50	B4	53	GLU
50	B4	57	GLU
50	B4	59	PHE
50	B4	61	ARG
50	B4	62	ARG
50	B4	65	ASP
50	B4	66	SER
51	B5	3	LYS
51	B5	4	HIS
51	B5	6	VAL
51	B5	11	THR
51	B5	16	ARG
51	B5	29	THR
51	B5	36	CYS
51	B5	37	LYS
51	B5	40	LYS
51	B5	44	THR
51	B5	48	GLU
51	B5	51	TYR
51	B5	52	TYR
51	B5	55	ARG
51	B5	56	LYS
51	B5	58	LEU
52	B6	10	LEU

*Continued on next page...*

*Continued from previous page...*

<b>Mol</b>	<b>Chain</b>	<b>Res</b>	<b>Type</b>
52	B6	12	GLU
52	B6	13	CYS
52	B6	16	CYS
52	B6	17	LYS
52	B6	18	ARG
52	B6	25	LYS
52	B6	26	ASN
52	B6	27	LYS
52	B6	28	ARG
52	B6	32	ASN
52	B6	34	LEU
52	B6	36	LEU
52	B6	39	TYR
52	B6	42	TRP
52	B6	44	ARG
52	B6	45	LYS
53	B7	4	THR
53	B7	8	ASN
53	B7	14	LYS
53	B7	23	ARG
53	B7	24	THR
53	B7	43	THR
53	B7	46	VAL
53	B7	48	LYS
54	B8	29	LYS
54	B8	30	ARG
54	B8	34	TRP
54	B8	36	LYS
54	B8	40	GLU
54	B8	41	ILE
54	B8	44	LYS
54	B8	47	LYS
54	B8	50	LEU
54	B8	56	GLU
54	B8	58	ILE
2	CE	5	ILE
2	CE	16	HIS
2	CE	17	PHE
2	CE	19	HIS
2	CE	23	ARG
2	CE	24	TRP
2	CE	32	ILE

*Continued on next page...*

*Continued from previous page...*

<b>Mol</b>	<b>Chain</b>	<b>Res</b>	<b>Type</b>
2	CE	37	ASN
2	CE	44	LEU
2	CE	53	ARG
2	CE	55	PHE
2	CE	56	ARG
2	CE	67	THR
2	CE	73	THR
2	CE	78	GLN
2	CE	80	ILE
2	CE	84	GLU
2	CE	87	ARG
2	CE	92	TYR
2	CE	96	ARG
2	CE	105	PHE
2	CE	107	THR
2	CE	110	GLN
2	CE	111	ARG
2	CE	114	ARG
2	CE	130	ARG
2	CE	137	ARG
2	CE	139	LYS
2	CE	140	HIS
2	CE	141	GLU
2	CE	144	ARG
2	CE	145	LEU
2	CE	147	LYS
2	CE	164	VAL
2	CE	165	VAL
2	CE	178	ARG
2	CE	185	ILE
2	CE	187	LEU
2	CE	196	LEU
2	CE	201	ILE
2	CE	206	ASP
2	CE	215	LEU
2	CE	222	ILE
2	CE	226	ARG
2	CE	230	VAL
2	CE	238	LEU
3	CF	5	ILE
3	CF	6	HIS
3	CF	16	ARG

*Continued on next page...*

*Continued from previous page...*

<b>Mol</b>	<b>Chain</b>	<b>Res</b>	<b>Type</b>
3	CF	18	TRP
3	CF	21	ARG
3	CF	26	LYS
3	CF	27	LYS
3	CF	28	GLN
3	CF	29	TYR
3	CF	34	LEU
3	CF	36	ASP
3	CF	37	GLN
3	CF	42	LEU
3	CF	43	LEU
3	CF	63	ASN
3	CF	69	HIS
3	CF	76	VAL
3	CF	79	ARG
3	CF	83	ARG
3	CF	84	ILE
3	CF	85	ARG
3	CF	98	ASN
3	CF	99	VAL
3	CF	101	LEU
3	CF	120	VAL
3	CF	128	PHE
3	CF	131	ARG
3	CF	140	ARG
3	CF	175	LEU
3	CF	178	LEU
3	CF	184	TYR
3	CF	190	ARG
3	CF	192	THR
3	CF	196	LEU
3	CF	206	GLU
3	CF	207	VAL
4	CG	8	VAL
4	CG	9	CYS
4	CG	10	ARG
4	CG	11	LEU
4	CG	12	CYS
4	CG	13	ARG
4	CG	17	VAL
4	CG	19	LEU
4	CG	21	LEU

*Continued on next page...*



*Continued from previous page...*

<b>Mol</b>	<b>Chain</b>	<b>Res</b>	<b>Type</b>
4	CG	22	LYS
4	CG	25	ARG
4	CG	26	CYS
4	CG	30	LYS
4	CG	36	ARG
4	CG	50	ARG
4	CG	58	LEU
4	CG	59	ARG
4	CG	84	LYS
4	CG	85	LYS
4	CG	96	LEU
4	CG	98	GLU
4	CG	106	TYR
4	CG	107	ARG
4	CG	112	VAL
4	CG	118	ARG
4	CG	119	GLN
4	CG	122	ARG
4	CG	131	ARG
4	CG	132	ARG
4	CG	135	LEU
4	CG	139	ARG
4	CG	141	ARG
4	CG	150	GLU
4	CG	155	LEU
4	CG	170	VAL
4	CG	177	ASP
4	CG	187	ARG
4	CG	191	ARG
4	CG	194	LEU
4	CG	200	GLU
5	CH	5	ASP
5	CH	6	PHE
5	CH	9	LYS
5	CH	11	ILE
5	CH	12	LEU
5	CH	13	ILE
5	CH	18	ARG
5	CH	20	GLN
5	CH	31	LEU
5	CH	41	VAL
5	CH	43	LEU

*Continued on next page...*

*Continued from previous page...*

<b>Mol</b>	<b>Chain</b>	<b>Res</b>	<b>Type</b>
5	CH	53	LEU
5	CH	73	ASN
5	CH	75	THR
5	CH	76	ILE
5	CH	78	HIS
5	CH	79	GLU
5	CH	87	SER
5	CH	91	LEU
5	CH	101	ILE
5	CH	107	ARG
5	CH	116	THR
5	CH	136	MET
5	CH	141	GLN
5	CH	147	ASP
5	CH	153	LYS
5	CH	155	GLU
6	CI	2	ARG
6	CI	14	LEU
6	CI	15	ASP
6	CI	21	LEU
6	CI	27	GLN
6	CI	28	ARG
6	CI	45	LEU
6	CI	54	LYS
6	CI	55	ASP
6	CI	57	GLN
6	CI	63	TYR
6	CI	65	VAL
6	CI	75	LEU
6	CI	81	ILE
6	CI	87	ARG
6	CI	93	SER
7	CJ	4	ARG
7	CJ	5	ARG
7	CJ	8	GLU
7	CJ	9	VAL
7	CJ	11	GLN
7	CJ	12	LEU
7	CJ	13	GLN
7	CJ	16	LEU
7	CJ	22	LEU
7	CJ	24	THR

*Continued on next page...*

*Continued from previous page...*

<b>Mol</b>	<b>Chain</b>	<b>Res</b>	<b>Type</b>
7	CJ	37	ASN
7	CJ	38	LEU
7	CJ	41	ARG
7	CJ	47	CYS
7	CJ	49	ILE
7	CJ	51	GLN
7	CJ	53	LYS
7	CJ	60	LYS
7	CJ	63	LYS
7	CJ	72	ARG
7	CJ	75	VAL
7	CJ	78	ARG
7	CJ	85	TYR
7	CJ	86	GLN
7	CJ	87	VAL
7	CJ	89	MET
7	CJ	94	ARG
7	CJ	104	LEU
7	CJ	113	GLU
7	CJ	114	ARG
7	CJ	118	VAL
7	CJ	137	LYS
7	CJ	140	ASP
7	CJ	146	GLU
7	CJ	149	ARG
7	CJ	151	TYR
7	CJ	155	ARG
8	CK	1	MET
8	CK	8	ASP
8	CK	23	SER
8	CK	24	THR
8	CK	25	ASP
8	CK	30	ARG
8	CK	41	ARG
8	CK	52	ASP
8	CK	63	LEU
8	CK	77	GLU
8	CK	79	VAL
8	CK	82	HIS
8	CK	85	ARG
8	CK	88	LYS
8	CK	91	ARG

*Continued on next page...*

*Continued from previous page...*

<b>Mol</b>	<b>Chain</b>	<b>Res</b>	<b>Type</b>
8	CK	92	ARG
8	CK	102	ARG
8	CK	104	ARG
8	CK	109	ILE
8	CK	112	LEU
8	CK	115	SER
8	CK	116	LYS
8	CK	123	GLU
8	CK	125	ARG
8	CK	137	VAL
9	CL	7	THR
9	CL	14	VAL
9	CL	16	ARG
9	CL	20	ARG
9	CL	23	ASN
9	CL	29	ASN
9	CL	38	GLN
9	CL	40	LEU
9	CL	56	LEU
9	CL	58	HIS
9	CL	71	SER
9	CL	78	LYS
9	CL	79	LEU
9	CL	88	TYR
9	CL	89	ASN
9	CL	91	ASP
9	CL	95	LYS
9	CL	97	LYS
9	CL	102	LEU
9	CL	104	ARG
9	CL	108	VAL
9	CL	110	GLU
9	CL	112	LYS
9	CL	114	TYR
9	CL	117	HIS
9	CL	118	LYS
9	CL	120	ARG
9	CL	121	ARG
9	CL	125	TYR
10	CM	4	ILE
10	CM	13	HIS
10	CM	16	LEU

*Continued on next page...*

*Continued from previous page...*

<b>Mol</b>	<b>Chain</b>	<b>Res</b>	<b>Type</b>
10	CM	19	SER
10	CM	21	GLN
10	CM	22	LYS
10	CM	25	GLU
10	CM	30	SER
10	CM	38	ILE
10	CM	40	LEU
10	CM	47	PHE
10	CM	48	THR
10	CM	49	VAL
10	CM	51	ARG
10	CM	55	LYS
10	CM	57	LYS
10	CM	61	GLU
10	CM	62	HIS
10	CM	72	VAL
10	CM	79	ARG
10	CM	80	LYS
10	CM	84	GLN
10	CM	85	LEU
10	CM	87	THR
10	CM	90	LEU
10	CM	95	GLU
10	CM	96	ILE
10	CM	98	ILE
10	CM	99	LYS
11	CN	12	ARG
11	CN	14	VAL
11	CN	18	ARG
11	CN	29	ILE
11	CN	30	VAL
11	CN	48	ILE
11	CN	53	SER
11	CN	54	ARG
11	CN	57	THR
11	CN	63	LEU
11	CN	81	ASP
11	CN	83	ILE
11	CN	84	VAL
11	CN	112	THR
11	CN	117	ASN
11	CN	119	CYS

*Continued on next page...*

*Continued from previous page...*

<b>Mol</b>	<b>Chain</b>	<b>Res</b>	<b>Type</b>
11	CN	120	ARG
12	CO	20	LYS
12	CO	23	LYS
12	CO	24	VAL
12	CO	27	LEU
12	CO	28	LYS
12	CO	33	ARG
12	CO	36	VAL
12	CO	41	ARG
12	CO	42	THR
12	CO	46	LYS
12	CO	47	LYS
12	CO	55	VAL
12	CO	60	LEU
12	CO	65	GLU
12	CO	70	ILE
12	CO	83	VAL
12	CO	84	LEU
12	CO	85	ILE
12	CO	102	ARG
12	CO	104	VAL
12	CO	111	LYS
12	CO	117	ARG
12	CO	118	SER
12	CO	122	THR
13	CP	3	ARG
13	CP	4	ILE
13	CP	19	LEU
13	CP	32	GLU
13	CP	54	VAL
13	CP	55	ARG
13	CP	58	GLU
13	CP	63	THR
13	CP	64	TRP
13	CP	66	LEU
13	CP	70	LEU
13	CP	77	ASN
13	CP	82	MET
13	CP	83	ASP
13	CP	101	GLN
13	CP	103	THR
13	CP	105	THR

*Continued on next page...*

*Continued from previous page...*

<b>Mol</b>	<b>Chain</b>	<b>Res</b>	<b>Type</b>
13	CP	108	ARG
13	CP	110	ARG
14	CQ	6	LEU
14	CQ	15	LYS
14	CQ	16	PHE
14	CQ	18	VAL
14	CQ	22	THR
14	CQ	23	ARG
14	CQ	43	CYS
14	CQ	44	LEU
14	CQ	46	GLU
14	CQ	60	SER
15	CR	3	ILE
15	CR	4	THR
15	CR	17	ARG
15	CR	22	THR
15	CR	26	GLU
15	CR	31	LEU
15	CR	35	ARG
15	CR	38	ARG
15	CR	41	GLU
15	CR	58	MET
15	CR	82	ILE
15	CR	83	GLU
15	CR	88	ARG
16	CS	2	VAL
16	CS	5	ARG
16	CS	8	ARG
16	CS	21	VAL
16	CS	45	THR
16	CS	47	ASP
16	CS	53	VAL
16	CS	67	THR
16	CS	74	LEU
16	CS	82	GLN
17	CT	9	VAL
17	CT	52	LYS
17	CT	68	ARG
17	CT	74	LEU
17	CT	79	SER
17	CT	84	LEU
18	CU	21	LYS

*Continued on next page...*

*Continued from previous page...*

<b>Mol</b>	<b>Chain</b>	<b>Res</b>	<b>Type</b>
18	CU	22	VAL
18	CU	23	LYS
18	CU	28	GLU
18	CU	29	PHE
18	CU	32	ARG
18	CU	44	LEU
18	CU	45	SER
18	CU	47	THR
18	CU	53	ARG
18	CU	54	ARG
18	CU	58	LEU
18	CU	82	THR
18	CU	83	GLU
18	CU	86	VAL
19	CV	14	HIS
19	CV	15	LEU
19	CV	22	LEU
19	CV	23	ASN
19	CV	25	LYS
19	CV	28	LYS
19	CV	33	THR
19	CV	36	ARG
19	CV	41	VAL
19	CV	60	VAL
19	CV	66	MET
19	CV	78	ARG
19	CV	79	THR
19	CV	83	HIS
20	CW	9	ASN
20	CW	10	LEU
20	CW	11	SER
20	CW	14	LYS
20	CW	24	LEU
20	CW	26	ASN
20	CW	27	LYS
20	CW	36	LEU
20	CW	39	LYS
20	CW	41	ILE
20	CW	50	GLU
20	CW	56	MET
20	CW	58	LYS
20	CW	68	LYS

*Continued on next page...*



*Continued from previous page...*

<b>Mol</b>	<b>Chain</b>	<b>Res</b>	<b>Type</b>
20	CW	72	LEU
20	CW	73	HIS
20	CW	75	ASN
20	CW	81	LYS
20	CW	83	ARG
20	CW	84	LEU
20	CW	90	GLN
27	DD	3	VAL
27	DD	5	LYS
27	DD	20	ASP
27	DD	25	THR
27	DD	26	LYS
27	DD	27	THR
27	DD	28	GLU
27	DD	30	GLU
27	DD	31	LYS
27	DD	32	SER
27	DD	40	THR
27	DD	44	ASN
27	DD	46	GLN
27	DD	49	ILE
27	DD	61	LEU
27	DD	64	ILE
27	DD	65	ILE
27	DD	68	LYS
27	DD	69	ARG
27	DD	72	LYS
27	DD	88	ARG
27	DD	89	SER
27	DD	91	ARG
27	DD	94	LEU
27	DD	98	VAL
27	DD	99	ASP
27	DD	103	ARG
27	DD	105	ILE
27	DD	106	ILE
27	DD	112	GLN
27	DD	116	GLN
27	DD	117	VAL
27	DD	140	THR
27	DD	141	VAL
27	DD	147	LEU

*Continued on next page...*

*Continued from previous page...*

<b>Mol</b>	<b>Chain</b>	<b>Res</b>	<b>Type</b>
27	DD	157	ARG
27	DD	166	GLN
27	DD	176	ARG
27	DD	192	THR
27	DD	193	VAL
27	DD	198	ASN
27	DD	200	ASP
27	DD	202	LYS
27	DD	211	ARG
27	DD	217	ARG
27	DD	218	ARG
27	DD	244	ARG
27	DD	255	LYS
27	DD	257	LEU
27	DD	260	ARG
27	DD	266	SER
27	DD	271	ILE
28	DE	23	VAL
28	DE	26	ILE
28	DE	33	VAL
28	DE	35	GLN
28	DE	36	ARG
28	DE	37	ARG
28	DE	44	TYR
28	DE	49	LEU
28	DE	54	GLN
28	DE	58	ARG
28	DE	60	ASN
28	DE	61	ARG
28	DE	63	LEU
28	DE	67	PHE
28	DE	69	LYS
28	DE	76	ARG
28	DE	77	ILE
28	DE	78	LEU
28	DE	79	ARG
28	DE	81	ILE
28	DE	82	ARG
28	DE	87	GLU
28	DE	91	VAL
28	DE	93	VAL
28	DE	95	ILE

*Continued on next page...*

*Continued from previous page...*

<b>Mol</b>	<b>Chain</b>	<b>Res</b>	<b>Type</b>
28	DE	111	ARG
28	DE	116	VAL
28	DE	119	ARG
28	DE	128	SER
28	DE	135	HIS
28	DE	141	ILE
28	DE	144	ARG
28	DE	146	THR
28	DE	154	LYS
28	DE	175	VAL
28	DE	178	GLU
28	DE	179	GLU
28	DE	181	LEU
28	DE	182	LEU
28	DE	188	VAL
28	DE	197	ILE
28	DE	200	GLU
28	DE	201	THR
28	DE	203	LYS
29	DF	2	LYS
29	DF	7	TYR
29	DF	8	GLN
29	DF	11	VAL
29	DF	15	SER
29	DF	17	ARG
29	DF	19	GLU
29	DF	20	LEU
29	DF	24	LEU
29	DF	28	ILE
29	DF	33	LEU
29	DF	38	ARG
29	DF	45	ARG
29	DF	48	THR
29	DF	53	THR
29	DF	62	ARG
29	DF	63	LYS
29	DF	67	GLN
29	DF	70	THR
29	DF	74	ARG
29	DF	83	PHE
29	DF	84	VAL
29	DF	88	VAL

*Continued on next page...*

*Continued from previous page...*

<b>Mol</b>	<b>Chain</b>	<b>Res</b>	<b>Type</b>
29	DF	93	LYS
29	DF	100	THR
29	DF	104	LYS
29	DF	107	LYS
29	DF	116	ASP
29	DF	117	ARG
29	DF	123	LEU
29	DF	125	LEU
29	DF	140	LEU
29	DF	149	ASP
29	DF	153	SER
29	DF	158	THR
29	DF	165	ARG
29	DF	181	LEU
29	DF	183	VAL
29	DF	194	MET
29	DF	199	TRP
29	DF	201	VAL
29	DF	203	GLN
29	DF	205	ARG
30	DG	4	ASP
30	DG	13	GLU
30	DG	16	ARG
30	DG	22	ARG
30	DG	26	GLN
30	DG	27	ASN
30	DG	28	VAL
30	DG	31	VAL
30	DG	33	ARG
30	DG	34	LEU
30	DG	35	GLU
30	DG	40	ASN
30	DG	45	GLU
30	DG	47	LYS
30	DG	49	ASP
30	DG	52	ILE
30	DG	63	ILE
30	DG	67	LYS
30	DG	71	THR
30	DG	75	LYS
30	DG	76	SER
30	DG	81	LYS

*Continued on next page...*

*Continued from previous page...*

<b>Mol</b>	<b>Chain</b>	<b>Res</b>	<b>Type</b>
30	DG	82	LEU
30	DG	83	ARG
30	DG	86	MET
30	DG	88	ILE
30	DG	90	LEU
30	DG	94	LEU
30	DG	96	ARG
30	DG	97	ASP
30	DG	108	ASN
30	DG	115	ARG
30	DG	117	PHE
30	DG	118	ARG
30	DG	128	ARG
30	DG	130	ASN
30	DG	137	GLU
30	DG	146	TYR
30	DG	148	MET
30	DG	162	THR
30	DG	165	THR
30	DG	173	LEU
31	DH	4	ILE
31	DH	7	LEU
31	DH	24	VAL
31	DH	30	LYS
31	DH	34	GLU
31	DH	37	VAL
31	DH	41	MET
31	DH	42	ARG
31	DH	43	VAL
31	DH	44	VAL
31	DH	50	VAL
31	DH	59	ARG
31	DH	63	SER
31	DH	64	LEU
31	DH	72	ILE
31	DH	83	TYR
31	DH	86	GLU
31	DH	87	LEU
31	DH	89	ILE
31	DH	101	ARG
31	DH	103	LEU
31	DH	105	LEU

*Continued on next page...*

*Continued from previous page...*

<b>Mol</b>	<b>Chain</b>	<b>Res</b>	<b>Type</b>
31	DH	106	THR
31	DH	125	VAL
31	DH	132	ARG
31	DH	136	ILE
31	DH	139	GLN
31	DH	143	GLN
31	DH	152	ARG
31	DH	153	LYS
31	DH	155	SER
31	DH	171	LEU
32	DK	7	GLU
32	DK	9	LEU
32	DK	11	ASN
32	DK	14	ASP
32	DK	37	VAL
32	DK	41	GLU
32	DK	44	LEU
32	DK	51	ILE
32	DK	52	ARG
32	DK	54	GLN
32	DK	56	LYS
32	DK	62	LYS
32	DK	74	ASN
32	DK	75	LEU
32	DK	76	THR
32	DK	77	LEU
32	DK	78	THR
32	DK	81	VAL
32	DK	82	ARG
32	DK	87	LYS
32	DK	88	ILE
32	DK	101	LEU
32	DK	102	SER
32	DK	104	GLN
32	DK	107	VAL
32	DK	109	ILE
32	DK	110	ASP
32	DK	113	ARG
32	DK	114	LEU
32	DK	117	GLU
32	DK	122	GLU
32	DK	123	LEU

*Continued on next page...*

*Continued from previous page...*

<b>Mol</b>	<b>Chain</b>	<b>Res</b>	<b>Type</b>
32	DK	125	GLU
32	DK	128	LEU
32	DK	130	TYR
32	DK	133	HIS
32	DK	142	VAL
32	DK	144	VAL
33	DM	7	LYS
33	DM	28	THR
33	DM	32	THR
33	DM	33	LEU
33	DM	34	LEU
33	DM	35	ARG
33	DM	38	HIS
33	DM	43	THR
33	DM	45	ASN
33	DM	48	MET
33	DM	63	THR
33	DM	67	LEU
33	DM	69	GLN
33	DM	83	LYS
33	DM	87	LEU
33	DM	93	THR
33	DM	94	HIS
33	DM	97	ARG
33	DM	99	LEU
33	DM	127	ASP
33	DM	137	LYS
34	DN	3	GLN
34	DN	5	GLN
34	DN	8	LEU
34	DN	9	GLU
34	DN	14	THR
34	DN	20	MET
34	DN	22	ILE
34	DN	24	VAL
34	DN	28	SER
34	DN	35	VAL
34	DN	38	VAL
34	DN	42	SER
34	DN	49	ARG
34	DN	87	ILE
34	DN	91	LEU

*Continued on next page...*

*Continued from previous page...*

<b>Mol</b>	<b>Chain</b>	<b>Res</b>	<b>Type</b>
34	DN	94	ARG
34	DN	97	ARG
34	DN	98	VAL
34	DN	104	ARG
34	DN	108	GLU
34	DN	114	ILE
34	DN	117	LEU
35	DO	6	LEU
35	DO	7	ARG
35	DO	14	LYS
35	DO	15	ARG
35	DO	16	ARG
35	DO	21	ARG
35	DO	29	LYS
35	DO	30	THR
35	DO	36	LYS
35	DO	41	ARG
35	DO	45	LEU
35	DO	46	LYS
35	DO	49	ARG
35	DO	50	ARG
35	DO	61	ARG
35	DO	62	LEU
35	DO	64	LYS
35	DO	65	ARG
35	DO	68	GLN
35	DO	70	GLN
35	DO	75	ILE
35	DO	81	GLN
35	DO	85	LEU
35	DO	87	ASP
35	DO	95	VAL
35	DO	96	THR
35	DO	98	GLU
35	DO	100	LEU
35	DO	102	ARG
35	DO	105	LEU
35	DO	107	LYS
35	DO	110	TYR
35	DO	111	ARG
35	DO	112	LEU
35	DO	114	ILE

*Continued on next page...*



*Continued from previous page...*

<b>Mol</b>	<b>Chain</b>	<b>Res</b>	<b>Type</b>
35	DO	117	GLU
35	DO	121	LYS
35	DO	124	LYS
35	DO	125	VAL
35	DO	135	LEU
35	DO	138	LEU
35	DO	144	GLU
35	DO	147	LEU
35	DO	148	LEU
36	DP	3	MET
36	DP	5	ARG
36	DP	21	THR
36	DP	25	ASP
36	DP	26	TYR
36	DP	35	VAL
36	DP	45	GLN
36	DP	59	ARG
36	DP	63	LYS
36	DP	65	PHE
36	DP	75	THR
36	DP	79	LEU
36	DP	80	GLU
36	DP	82	ARG
36	DP	83	MET
36	DP	87	LYS
36	DP	90	VAL
36	DP	103	MET
36	DP	109	VAL
36	DP	110	THR
36	DP	112	GLU
36	DP	113	GLN
36	DP	120	ILE
36	DP	127	ILE
36	DP	133	ARG
36	DP	141	GLN
37	D0	6	SER
37	D0	16	HIS
37	D0	18	LEU
37	D0	26	LYS
37	D0	28	LEU
37	D0	29	LEU
37	D0	33	ARG

*Continued on next page...*

*Continued from previous page...*

<b>Mol</b>	<b>Chain</b>	<b>Res</b>	<b>Type</b>
37	D0	35	THR
37	D0	44	LEU
37	D0	48	VAL
37	D0	63	ARG
37	D0	65	LEU
37	D0	68	ARG
37	D0	76	VAL
37	D0	81	ASP
37	D0	91	GLN
37	D0	105	ARG
37	D0	107	ASP
37	D0	117	VAL
37	D0	118	GLU
38	DQ	3	ARG
38	DQ	8	GLU
38	DQ	12	PHE
38	DQ	14	VAL
38	DQ	15	ARG
38	DQ	17	ARG
38	DQ	20	ARG
38	DQ	21	THR
38	DQ	24	LEU
38	DQ	30	ARG
38	DQ	35	ILE
38	DQ	36	TYR
38	DQ	39	ILE
38	DQ	40	ILE
38	DQ	41	ASP
38	DQ	42	ASP
38	DQ	50	SER
38	DQ	52	SER
38	DQ	53	SER
38	DQ	58	LEU
38	DQ	61	ASN
38	DQ	63	THR
38	DQ	65	VAL
38	DQ	71	ARG
38	DQ	73	LEU
38	DQ	78	LEU
38	DQ	83	LYS
38	DQ	84	GLN
38	DQ	87	PHE

*Continued on next page...*

*Continued from previous page...*

<b>Mol</b>	<b>Chain</b>	<b>Res</b>	<b>Type</b>
38	DQ	89	ARG
38	DQ	101	LEU
38	DQ	103	GLU
38	DQ	106	ARG
38	DQ	110	LEU
39	DR	7	ILE
39	DR	8	LYS
39	DR	9	LEU
39	DR	11	GLU
39	DR	12	SER
39	DR	13	ARG
39	DR	23	ARG
39	DR	27	THR
39	DR	29	ARG
39	DR	30	VAL
39	DR	31	SER
39	DR	33	LYS
39	DR	42	ILE
39	DR	52	ILE
39	DR	53	ARG
39	DR	54	ARG
39	DR	66	VAL
39	DR	74	ARG
39	DR	86	ILE
39	DR	87	ASP
39	DR	88	ILE
39	DR	89	VAL
39	DR	90	GLN
39	DR	91	ARG
39	DR	93	ARG
39	DR	96	ARG
39	DR	98	LYS
39	DR	105	LEU
39	DR	107	ASP
39	DR	112	ARG
39	DR	117	ASP
39	DR	121	ILE
39	DR	132	LYS
39	DR	134	GLU
39	DR	136	GLN
39	DR	137	LYS
40	D1	20	LEU

*Continued on next page...*

*Continued from previous page...*

<b>Mol</b>	<b>Chain</b>	<b>Res</b>	<b>Type</b>
40	D1	31	SER
40	D1	55	ARG
40	D1	70	ARG
40	D1	71	GLN
40	D1	74	LEU
40	D1	83	LEU
40	D1	88	ILE
40	D1	92	ARG
40	D1	95	LEU
40	D1	97	ASP
40	D1	105	VAL
40	D1	112	ARG
41	D2	1	MET
41	D2	7	THR
41	D2	10	LYS
41	D2	12	TYR
41	D2	18	LEU
41	D2	19	LYS
41	D2	21	ARG
41	D2	22	VAL
41	D2	26	ASP
41	D2	32	THR
41	D2	34	GLU
41	D2	35	LEU
41	D2	38	LEU
41	D2	40	LEU
41	D2	47	VAL
41	D2	57	VAL
41	D2	61	VAL
41	D2	62	LEU
41	D2	66	ARG
41	D2	69	LYS
41	D2	71	LEU
41	D2	72	VAL
41	D2	74	LYS
41	D2	79	VAL
41	D2	80	GLN
41	D2	81	TYR
41	D2	82	ARG
41	D2	83	ARG
41	D2	84	LYS
41	D2	89	GLN

*Continued on next page...*

*Continued from previous page...*

<b>Mol</b>	<b>Chain</b>	<b>Res</b>	<b>Type</b>
41	D2	91	TYR
41	D2	95	LEU
42	DS	2	GLU
42	DS	11	ARG
42	DS	13	SER
42	DS	15	ARG
42	DS	17	VAL
42	DS	19	LEU
42	DS	20	VAL
42	DS	29	LEU
42	DS	37	ARG
42	DS	39	THR
42	DS	40	ASN
42	DS	50	VAL
42	DS	51	LEU
42	DS	52	GLU
42	DS	61	ASN
42	DS	65	LEU
42	DS	67	ASP
42	DS	70	TYR
42	DS	76	VAL
42	DS	83	LYS
42	DS	88	ARG
42	DS	95	ILE
42	DS	98	LYS
42	DS	100	THR
42	DS	106	ILE
42	DS	107	LEU
42	DS	111	HIS
43	DT	15	GLU
43	DT	30	VAL
43	DT	36	LYS
43	DT	48	LYS
43	DT	49	VAL
43	DT	52	VAL
43	DT	54	VAL
43	DT	55	ASN
43	DT	56	THR
43	DT	57	LEU
43	DT	60	ARG
43	DT	62	LYS
43	DT	63	LYS

*Continued on next page...*

*Continued from previous page...*

<b>Mol</b>	<b>Chain</b>	<b>Res</b>	<b>Type</b>
43	DT	69	TYR
43	DT	76	ARG
43	DT	80	ILE
43	DT	82	GLN
44	DU	3	VAL
44	DU	4	LYS
44	DU	5	MET
44	DU	6	HIS
44	DU	13	VAL
44	DU	14	LEU
44	DU	20	TYR
44	DU	23	ARG
44	DU	26	LYS
44	DU	28	LYS
44	DU	31	LEU
44	DU	40	GLU
44	DU	43	ASN
44	DU	44	ILE
44	DU	50	ARG
44	DU	51	VAL
44	DU	57	GLN
44	DU	60	PHE
44	DU	62	GLU
44	DU	63	LYS
44	DU	71	LYS
44	DU	75	ILE
44	DU	76	CYS
44	DU	79	CYS
44	DU	81	LYS
44	DU	86	ARG
44	DU	89	PHE
44	DU	90	LEU
44	DU	91	GLU
44	DU	95	LYS
44	DU	96	ILE
44	DU	97	ARG
44	DU	99	CYS
44	DU	102	CYS
45	DV	2	GLU
45	DV	14	LYS
45	DV	16	SER
45	DV	19	ARG

*Continued on next page...*

*Continued from previous page...*

<b>Mol</b>	<b>Chain</b>	<b>Res</b>	<b>Type</b>
45	DV	23	LYS
45	DV	24	LEU
45	DV	27	VAL
45	DV	30	ASN
45	DV	32	HIS
45	DV	35	ARG
45	DV	37	VAL
45	DV	50	GLN
45	DV	52	SER
45	DV	60	GLU
45	DV	73	GLN
45	DV	74	VAL
45	DV	76	LEU
45	DV	79	ARG
45	DV	81	ARG
45	DV	87	ASP
45	DV	97	GLU
45	DV	103	ARG
45	DV	112	ARG
45	DV	117	LEU
45	DV	118	GLN
45	DV	119	GLU
45	DV	121	HIS
45	DV	148	ASP
45	DV	150	LEU
45	DV	163	LEU
45	DV	165	VAL
45	DV	166	SER
45	DV	170	THR
45	DV	179	ASP
46	D3	9	SER
46	D3	10	THR
46	D3	12	ASN
46	D3	16	SER
46	D3	23	VAL
46	D3	25	ARG
46	D3	36	ILE
46	D3	40	GLN
46	D3	43	THR
46	D3	44	ARG
46	D3	50	ASN
46	D3	55	ARG

*Continued on next page...*

*Continued from previous page...*

<b>Mol</b>	<b>Chain</b>	<b>Res</b>	<b>Type</b>
46	D3	68	GLU
46	D3	70	GLN
46	D3	74	ARG
47	DZ	3	LYS
47	DZ	25	LYS
47	DZ	38	SER
47	DZ	41	ARG
47	DZ	42	GLN
47	DZ	56	GLN
47	DZ	62	VAL
47	DZ	74	VAL
47	DZ	76	ARG
47	DZ	78	LYS
47	DZ	81	LYS
47	DZ	82	LEU
47	DZ	83	GLU
47	DZ	85	LEU
47	DZ	90	ILE
47	DZ	91	LYS
47	DZ	92	LYS
47	DZ	98	LEU
48	DW	5	GLU
48	DW	8	LYS
48	DW	10	LEU
48	DW	15	LYS
48	DW	16	LEU
48	DW	22	GLU
48	DW	24	LEU
48	DW	30	ARG
48	DW	35	LEU
48	DW	41	ILE
48	DW	44	LEU
48	DW	47	ASN
48	DW	53	LEU
48	DW	60	LEU
49	DX	8	LEU
49	DX	17	LYS
49	DX	18	ASP
49	DX	24	LYS
49	DX	29	ARG
49	DX	32	GLN
49	DX	35	ARG

*Continued on next page...*



*Continued from previous page...*

<b>Mol</b>	<b>Chain</b>	<b>Res</b>	<b>Type</b>
49	DX	40	THR
49	DX	53	LEU
50	D4	1	MET
50	D4	3	GLU
50	D4	6	HIS
50	D4	13	ARG
50	D4	16	CYS
50	D4	18	CYS
50	D4	20	ASN
50	D4	22	ILE
50	D4	24	THR
50	D4	30	GLU
50	D4	44	THR
50	D4	46	GLN
50	D4	48	ARG
50	D4	49	PHE
50	D4	52	THR
50	D4	53	GLU
50	D4	60	GLN
50	D4	61	ARG
50	D4	62	ARG
51	D5	3	LYS
51	D5	4	HIS
51	D5	6	VAL
51	D5	11	THR
51	D5	16	ARG
51	D5	23	HIS
51	D5	25	LEU
51	D5	26	THR
51	D5	29	THR
51	D5	33	CYS
51	D5	35	GLU
51	D5	48	GLU
51	D5	52	TYR
51	D5	56	LYS
52	D6	9	LEU
52	D6	10	LEU
52	D6	17	LYS
52	D6	29	ASN
52	D6	30	THR
52	D6	32	ASN
52	D6	36	LEU

*Continued on next page...*

*Continued from previous page...*

<b>Mol</b>	<b>Chain</b>	<b>Res</b>	<b>Type</b>
52	D6	37	ARG
52	D6	44	ARG
52	D6	45	LYS
52	D6	46	HIS
52	D6	49	HIS
52	D6	53	LYS
53	D7	1	MET
53	D7	4	THR
53	D7	8	ASN
53	D7	9	ARG
53	D7	11	LYS
53	D7	24	THR
53	D7	32	LYS
53	D7	46	VAL
53	D7	48	LYS
53	D7	49	ARG
54	D8	6	THR
54	D8	21	LYS
54	D8	33	ASN
54	D8	40	GLU
54	D8	41	ILE
54	D8	50	LEU
54	D8	52	LYS
54	D8	54	GLU
54	D8	58	ILE
54	D8	61	LEU

Sometimes sidechains can be flipped to improve hydrogen bonding and reduce clashes. All (255) such sidechains are listed below:

<b>Mol</b>	<b>Chain</b>	<b>Res</b>	<b>Type</b>
2	AE	19	HIS
2	AE	204	ASN
2	AE	212	GLN
3	AF	104	GLN
3	AF	108	ASN
3	AF	136	GLN
3	AF	162	GLN
3	AF	170	GLN
3	AF	176	HIS
3	AF	181	ASN
4	AG	42	GLN
4	AG	45	GLN

*Continued on next page...*

*Continued from previous page...*

<b>Mol</b>	<b>Chain</b>	<b>Res</b>	<b>Type</b>
4	AG	119	GLN
4	AG	123	HIS
4	AG	160	GLN
4	AG	201	GLN
5	AH	20	GLN
5	AH	78	HIS
6	AI	18	GLN
6	AI	27	GLN
6	AI	57	GLN
6	AI	64	GLN
6	AI	100	ASN
9	AL	124	GLN
10	AM	33	GLN
10	AM	56	HIS
10	AM	62	HIS
10	AM	84	GLN
11	AN	104	GLN
12	AO	9	GLN
12	AO	49	ASN
12	AO	75	HIS
13	AP	62	ASN
13	AP	92	HIS
13	AP	101	GLN
13	AP	106	ASN
14	AQ	49	HIS
15	AR	37	ASN
16	AS	82	GLN
17	AT	16	GLN
17	AT	94	ASN
18	AU	36	ASN
19	AV	23	ASN
19	AV	56	GLN
19	AV	57	HIS
19	AV	65	ASN
19	AV	83	HIS
20	AW	9	ASN
27	BD	58	HIS
27	BD	116	GLN
27	BD	166	GLN
27	BD	186	HIS
27	BD	198	ASN
27	BD	220	HIS

*Continued on next page...*

*Continued from previous page...*

<b>Mol</b>	<b>Chain</b>	<b>Res</b>	<b>Type</b>
28	BE	35	GLN
28	BE	55	ASN
28	BE	143	ASN
28	BE	192	ASN
29	BF	67	GLN
29	BF	69	HIS
29	BF	169	ASN
29	BF	203	GLN
30	BG	26	GLN
30	BG	40	ASN
30	BG	66	GLN
30	BG	108	ASN
30	BG	121	ASN
31	BH	143	GLN
31	BH	147	ASN
32	BK	139	GLN
33	BM	38	HIS
33	BM	128	HIS
33	BM	131	GLN
33	BM	133	GLN
34	BN	82	ASN
35	BO	9	ASN
35	BO	27	HIS
35	BO	84	ASN
35	BO	128	HIS
36	BP	12	GLN
36	BP	89	ASN
37	B0	3	HIS
37	B0	16	HIS
37	B0	23	ASN
37	B0	71	GLN
39	BR	43	GLN
39	BR	79	HIS
39	BR	84	GLN
40	B1	44	ASN
40	B1	49	HIS
40	B1	94	ASN
41	B2	11	GLN
41	B2	89	GLN
42	BS	34	ASN
42	BS	40	ASN
42	BS	57	ASN

*Continued on next page...*

*Continued from previous page...*

<b>Mol</b>	<b>Chain</b>	<b>Res</b>	<b>Type</b>
42	BS	62	HIS
42	BS	102	HIS
42	BS	111	HIS
43	BT	31	HIS
43	BT	55	ASN
43	BT	82	GLN
43	BT	87	GLN
44	BU	6	HIS
45	BV	75	ASN
45	BV	132	ASN
45	BV	151	HIS
46	B3	17	GLN
46	B3	35	ASN
46	B3	40	GLN
47	BZ	56	GLN
47	BZ	66	HIS
48	BW	9	GLN
48	BW	43	GLN
48	BW	56	GLN
48	BW	65	ASN
49	BX	19	GLN
49	BX	32	GLN
49	BX	46	ASN
49	BX	52	HIS
50	B4	47	GLN
51	B5	4	HIS
51	B5	23	HIS
51	B5	43	HIS
52	B6	49	HIS
53	B7	8	ASN
53	B7	36	GLN
54	B8	35	GLN
2	CE	16	HIS
2	CE	78	GLN
2	CE	135	GLN
3	CF	3	ASN
3	CF	69	HIS
3	CF	98	ASN
3	CF	123	GLN
4	CG	43	HIS
4	CG	62	GLN
4	CG	77	ASN

*Continued on next page...*

*Continued from previous page...*

<b>Mol</b>	<b>Chain</b>	<b>Res</b>	<b>Type</b>
4	CG	160	GLN
4	CG	201	GLN
5	CH	20	GLN
5	CH	141	GLN
6	CI	32	ASN
6	CI	57	GLN
6	CI	100	ASN
7	CJ	37	ASN
7	CJ	84	ASN
7	CJ	86	GLN
8	CK	82	HIS
9	CL	3	GLN
9	CL	89	ASN
9	CL	124	GLN
10	CM	13	HIS
10	CM	56	HIS
11	CN	38	ASN
11	CN	104	GLN
11	CN	117	ASN
12	CO	8	ASN
12	CO	49	ASN
12	CO	75	HIS
12	CO	80	HIS
14	CQ	49	HIS
15	CR	37	ASN
15	CR	46	HIS
16	CS	82	GLN
17	CT	26	GLN
19	CV	14	HIS
19	CV	56	GLN
19	CV	57	HIS
19	CV	65	ASN
20	CW	16	HIS
20	CW	26	ASN
27	DD	44	ASN
27	DD	58	HIS
27	DD	96	HIS
27	DD	143	HIS
27	DD	166	GLN
27	DD	186	HIS
27	DD	198	ASN
28	DE	48	GLN

*Continued on next page...*

*Continued from previous page...*

<b>Mol</b>	<b>Chain</b>	<b>Res</b>	<b>Type</b>
28	DE	60	ASN
28	DE	66	HIS
28	DE	192	ASN
29	DF	169	ASN
30	DG	27	ASN
30	DG	40	ASN
30	DG	41	GLN
31	DH	74	ASN
31	DH	147	ASN
32	DK	11	ASN
32	DK	54	GLN
32	DK	104	GLN
32	DK	105	HIS
33	DM	45	ASN
33	DM	130	HIS
33	DM	133	GLN
34	DN	5	GLN
34	DN	82	ASN
35	DO	128	HIS
36	DP	123	HIS
37	D0	11	ASN
37	D0	13	HIS
37	D0	16	HIS
37	D0	23	ASN
37	D0	24	GLN
37	D0	53	HIS
38	DQ	95	HIS
39	DR	58	ASN
39	DR	79	HIS
39	DR	90	GLN
39	DR	136	GLN
40	D1	49	HIS
40	D1	71	GLN
40	D1	75	ASN
40	D1	81	HIS
41	D2	11	GLN
41	D2	64	HIS
41	D2	87	HIS
41	D2	89	GLN
42	DS	57	ASN
42	DS	60	ASN
42	DS	61	ASN

*Continued on next page...*

*Continued from previous page...*

Mol	Chain	Res	Type
42	DS	62	HIS
42	DS	102	HIS
43	DT	31	HIS
43	DT	41	ASN
43	DT	55	ASN
43	DT	82	GLN
43	DT	87	GLN
44	DU	43	ASN
45	DV	34	ASN
45	DV	50	GLN
45	DV	65	GLN
45	DV	75	ASN
45	DV	132	ASN
46	D3	12	ASN
46	D3	29	GLN
46	D3	50	ASN
46	D3	70	GLN
47	DZ	56	GLN
47	DZ	66	HIS
48	DW	9	GLN
48	DW	65	ASN
49	DX	19	GLN
49	DX	33	GLN
49	DX	46	ASN
49	DX	52	HIS
50	D4	40	HIS
50	D4	47	GLN
50	D4	60	GLN
51	D5	23	HIS
51	D5	43	HIS
52	D6	29	ASN
53	D7	8	ASN
53	D7	36	GLN

### 5.3.3 RNA [i](#)

Mol	Chain	Analysed	Backbone Outliers	Pucker Outliers
1	AA	1505/1506 (99%)	375 (24%)	32 (2%)
1	CA	1505/1506 (99%)	409 (27%)	41 (2%)
22	AB	86/87 (98%)	40 (46%)	5 (5%)
22	CB	86/87 (98%)	46 (53%)	2 (2%)

*Continued on next page...*



*Continued from previous page...*

Mol	Chain	Analysed	Backbone Outliers	Pucker Outliers
23	AC	77/77 (100%)	23 (29%)	6 (7%)
23	AD	76/77 (98%)	28 (36%)	1 (1%)
23	CC	77/77 (100%)	21 (27%)	5 (6%)
23	CD	76/77 (98%)	26 (34%)	1 (1%)
24	A1	9/10 (90%)	3 (33%)	1 (11%)
24	C1	9/10 (90%)	3 (33%)	0
25	BA	2911/2912 (99%)	713 (24%)	57 (1%)
25	DA	2905/2912 (99%)	763 (26%)	57 (1%)
26	BB	121/122 (99%)	30 (24%)	0
26	DB	121/122 (99%)	39 (32%)	0
All	All	9564/9582 (99%)	2519 (26%)	208 (2%)

All (2519) RNA backbone outliers are listed below:

Mol	Chain	Res	Type
1	AA	6	G
1	AA	7	G
1	AA	8	A
1	AA	32	A
1	AA	33	A
1	AA	39	G
1	AA	48	C
1	AA	49	U
1	AA	50	A
1	AA	51	A
1	AA	54	C
1	AA	56	U
1	AA	61	G
1	AA	65	U
1	AA	66	G
1	AA	76	G
1	AA	78	G
1	AA	80	G
1	AA	81	G
1	AA	84	U
1	AA	85	U
1	AA	86	U
1	AA	87	A
1	AA	88	C
1	AA	89	U
1	AA	90	C
1	AA	91	C

*Continued on next page...*

*Continued from previous page...*

<b>Mol</b>	<b>Chain</b>	<b>Res</b>	<b>Type</b>
1	AA	92	G
1	AA	95	G
1	AA	99	C
1	AA	101	A
1	AA	116	A
1	AA	119	A
1	AA	120	A
1	AA	121	C
1	AA	123	C
1	AA	131	C
1	AA	143	A
1	AA	144	G
1	AA	154	C
1	AA	157	G
1	AA	158	G
1	AA	161	A
1	AA	163	C
1	AA	164	U
1	AA	168	G
1	AA	171	A
1	AA	173	U
1	AA	174	C
1	AA	188	U
1	AA	189	U
1	AA	190	G
1	AA	195	A
1	AA	197	A
1	AA	199	G
1	AA	201	C
1	AA	208	U
1	AA	209	U
1	AA	210	U
1	AA	216	G
1	AA	226	G
1	AA	243	A
1	AA	245	C
1	AA	247	G
1	AA	251	G
1	AA	262	A
1	AA	266	G
1	AA	267	C
1	AA	268	C

*Continued on next page...*

*Continued from previous page...*

<b>Mol</b>	<b>Chain</b>	<b>Res</b>	<b>Type</b>
1	AA	270	A
1	AA	281	G
1	AA	289	G
1	AA	313	A
1	AA	321	A
1	AA	328	C
1	AA	330	C
1	AA	332	G
1	AA	341	C
1	AA	342	C
1	AA	343	U
1	AA	344	A
1	AA	345	C
1	AA	346	G
1	AA	352	C
1	AA	353	A
1	AA	354	G
1	AA	365	U
1	AA	367	U
1	AA	372	C
1	AA	384	G
1	AA	390	C
1	AA	397	A
1	AA	398	C
1	AA	406	G
1	AA	411	A
1	AA	412	A
1	AA	413	G
1	AA	414	A
1	AA	415	A
1	AA	419	C
1	AA	422	C
1	AA	424	G
1	AA	429	U
1	AA	430	A
1	AA	439	A
1	AA	452	A
1	AA	466	C
1	AA	467	G
1	AA	485	G
1	AA	487	A
1	AA	496	A

*Continued on next page...*

*Continued from previous page...*

<b>Mol</b>	<b>Chain</b>	<b>Res</b>	<b>Type</b>
1	AA	497	U
1	AA	505	G
1	AA	509	A
1	AA	510	A
1	AA	511	C
1	AA	518	C
1	AA	521	G
1	AA	524	G
1	AA	527	G
1	AA	530	G
1	AA	531	U
1	AA	533	A
1	AA	534	U
1	AA	536	C
1	AA	545	C
1	AA	547	A
1	AA	559	A
1	AA	561	U
1	AA	562	C
1	AA	563	A
1	AA	572	A
1	AA	573	A
1	AA	576	G
1	AA	577	G
1	AA	579	G
1	AA	596	C
1	AA	606	G
1	AA	607	A
1	AA	608	A
1	AA	609	A
1	AA	616	G
1	AA	617	G
1	AA	619	U
1	AA	622	A
1	AA	623	C
1	AA	630	G
1	AA	631	G
1	AA	632	A
1	AA	633	G
1	AA	639	G
1	AA	646	U
1	AA	651	C

*Continued on next page...*

*Continued from previous page...*

<b>Mol</b>	<b>Chain</b>	<b>Res</b>	<b>Type</b>
1	AA	653	A
1	AA	665	A
1	AA	666	G
1	AA	687	A
1	AA	688	G
1	AA	701	C
1	AA	704	A
1	AA	723	U
1	AA	724	G
1	AA	731	G
1	AA	747	C
1	AA	748	C
1	AA	749	C
1	AA	751	U
1	AA	755	G
1	AA	766	A
1	AA	767	A
1	AA	773	G
1	AA	774	G
1	AA	777	A
1	AA	787	A
1	AA	792	A
1	AA	793	U
1	AA	794	A
1	AA	802	A
1	AA	805	C
1	AA	813	U
1	AA	815	A
1	AA	817	C
1	AA	820	U
1	AA	821	G
1	AA	827	U
1	AA	828	A
1	AA	841	U
1	AA	842	C
1	AA	843	U
1	AA	848	C
1	AA	857	C
1	AA	859	A
1	AA	864	A
1	AA	871	U
1	AA	872	A

*Continued on next page...*

*Continued from previous page...*

<b>Mol</b>	<b>Chain</b>	<b>Res</b>	<b>Type</b>
1	AA	884	U
1	AA	887	G
1	AA	902	G
1	AA	914	A
1	AA	926	G
1	AA	927	G
1	AA	934	C
1	AA	935	A
1	AA	936	C
1	AA	939	G
1	AA	940	C
1	AA	941	G
1	AA	960	U
1	AA	969	A
1	AA	971	G
1	AA	972	C
1	AA	974	A
1	AA	975	A
1	AA	976	G
1	AA	977	A
1	AA	978	A
1	AA	983	A
1	AA	991	U
1	AA	992	U
1	AA	993	G
1	AA	995	C
1	AA	1002	G
1	AA	1003	G
1	AA	1004	A
1	AA	1006	C
1	AA	1009	G
1	AA	1017	G
1	AA	1020	U
1	AA	1021	G
1	AA	1024	G
1	AA	1025	U
1	AA	1026	G
1	AA	1027	C
1	AA	1028	C
1	AA	1029	G
1	AA	1032(A)	G
1	AA	1036	G

*Continued on next page...*

*Continued from previous page...*

<b>Mol</b>	<b>Chain</b>	<b>Res</b>	<b>Type</b>
1	AA	1037	C
1	AA	1038	C
1	AA	1039	C
1	AA	1040	U
1	AA	1042	G
1	AA	1054	C
1	AA	1055	A
1	AA	1065	U
1	AA	1066	C
1	AA	1078	U
1	AA	1094	G
1	AA	1095	U
1	AA	1101	A
1	AA	1103	C
1	AA	1113	C
1	AA	1123	A
1	AA	1124	G
1	AA	1125	U
1	AA	1126	U
1	AA	1127	G
1	AA	1129	C
1	AA	1131	G
1	AA	1132	C
1	AA	1133	G
1	AA	1136	U
1	AA	1137	C
1	AA	1138	G
1	AA	1139	G
1	AA	1140	C
1	AA	1145	C
1	AA	1146	A
1	AA	1151	A
1	AA	1152	A
1	AA	1157	A
1	AA	1158	C
1	AA	1159	U
1	AA	1160	G
1	AA	1165	C
1	AA	1170	A
1	AA	1172	C
1	AA	1177	G
1	AA	1178	G

*Continued on next page...*

*Continued from previous page...*

<b>Mol</b>	<b>Chain</b>	<b>Res</b>	<b>Type</b>
1	AA	1179	A
1	AA	1181	G
1	AA	1182	G
1	AA	1183	A
1	AA	1186	G
1	AA	1187	G
1	AA	1188	A
1	AA	1193	G
1	AA	1194	U
1	AA	1195	C
1	AA	1196	U
1	AA	1197	G
1	AA	1201	A
1	AA	1212	U
1	AA	1213	A
1	AA	1224	G
1	AA	1225	A
1	AA	1227	A
1	AA	1238	A
1	AA	1240	U
1	AA	1241	G
1	AA	1256	A
1	AA	1257	U
1	AA	1258	G
1	AA	1270	C
1	AA	1272	G
1	AA	1273	G
1	AA	1275	A
1	AA	1278	U
1	AA	1279	A
1	AA	1280	A
1	AA	1281	U
1	AA	1282	C
1	AA	1286	A
1	AA	1287	A
1	AA	1288	A
1	AA	1290	G
1	AA	1291	G
1	AA	1300	G
1	AA	1301	U
1	AA	1302	U
1	AA	1303	C

*Continued on next page...*



*Continued from previous page...*

<b>Mol</b>	<b>Chain</b>	<b>Res</b>	<b>Type</b>
1	AA	1305	G
1	AA	1313	U
1	AA	1317	C
1	AA	1319	A
1	AA	1322	C
1	AA	1323	G
1	AA	1331	G
1	AA	1334	G
1	AA	1336	C
1	AA	1337	G
1	AA	1346	A
1	AA	1347	G
1	AA	1350	A
1	AA	1353	G
1	AA	1356	G
1	AA	1361	G
1	AA	1363	A
1	AA	1365	G
1	AA	1370	G
1	AA	1373	G
1	AA	1377	A
1	AA	1378	C
1	AA	1381	U
1	AA	1388	C
1	AA	1397	C
1	AA	1398	A
1	AA	1401	G
1	AA	1406	U
1	AA	1416	G
1	AA	1419	G
1	AA	1442	G
1	AA	1443	G
1	AA	1446	A
1	AA	1447	G
1	AA	1449	C
1	AA	1450	U
1	AA	1452	C
1	AA	1453	G
1	AA	1454	G
1	AA	1487	G
1	AA	1492	A
1	AA	1493	A

*Continued on next page...*

*Continued from previous page...*

<b>Mol</b>	<b>Chain</b>	<b>Res</b>	<b>Type</b>
1	AA	1497	G
1	AA	1499	A
1	AA	1502	A
1	AA	1503	A
1	AA	1504	G
1	AA	1505	G
1	AA	1506	U
1	AA	1507	A
1	AA	1517	G
1	AA	1529	G
1	AA	1530	G
1	AA	1531	A
22	AB	2	C
22	AB	7	G
22	AB	8	U
22	AB	9	G
22	AB	13	G
22	AB	14	A
22	AB	16	U
22	AB	17	U
22	AB	18	G
22	AB	19	G
22	AB	20	U
22	AB	21	A
22	AB	22	G
22	AB	23	A
22	AB	24	C
22	AB	26	C
22	AB	27	G
22	AB	34	U
22	AB	37	G
22	AB	39	U
22	AB	41	G
22	AB	42	U
22	AB	43	A
22	AB	48	C
22	AB	49	C
22	AB	50	A
22	AB	51	A
22	AB	52	U
22	AB	55	G
22	AB	56	G

*Continued on next page...*

*Continued from previous page...*

<b>Mol</b>	<b>Chain</b>	<b>Res</b>	<b>Type</b>
22	AB	58	U
22	AB	59	U
22	AB	60	A
22	AB	61	C
22	AB	71	U
22	AB	74	C
22	AB	76	U
22	AB	77	C
22	AB	85	C
22	AB	87	A
23	AC	2	G
23	AC	6	G
23	AC	9	G
23	AC	13	C
23	AC	14	A
23	AC	16	C
23	AC	18	C
23	AC	19	G
23	AC	20	G
23	AC	21	U
23	AC	22	A
23	AC	32	G
23	AC	38	A
23	AC	44	A
23	AC	45	A
23	AC	48	U
23	AC	49	C
23	AC	50	G
23	AC	52	C
23	AC	54	G
23	AC	60	A
23	AC	76	C
23	AC	77	A
23	AD	6	G
23	AD	8	U
23	AD	9	G
23	AD	10	G
23	AD	13	C
23	AD	14	A
23	AD	15	G
23	AD	17	C
23	AD	19	G

*Continued on next page...*

*Continued from previous page...*

<b>Mol</b>	<b>Chain</b>	<b>Res</b>	<b>Type</b>
23	AD	20	G
23	AD	21	U
23	AD	22	A
23	AD	23	G
23	AD	24	C
23	AD	40	C
23	AD	45	A
23	AD	46	G
23	AD	48	U
23	AD	49	C
23	AD	54	G
23	AD	58	A
23	AD	60	A
23	AD	61	U
23	AD	62	C
23	AD	68	C
23	AD	70	C
23	AD	74	A
23	AD	77	A
24	A1	14	U
24	A1	15	U
24	A1	19	U
25	BA	2	G
25	BA	5	A
25	BA	12	U
25	BA	13	A
25	BA	15	G
25	BA	26	G
25	BA	33	U
25	BA	34	C
25	BA	35	G
25	BA	46	C
25	BA	51	G
25	BA	63	U
25	BA	71	A
25	BA	74	A
25	BA	75	G
25	BA	85	G
25	BA	95	G
25	BA	99	U
25	BA	101	G
25	BA	110	G

*Continued on next page...*

*Continued from previous page...*

<b>Mol</b>	<b>Chain</b>	<b>Res</b>	<b>Type</b>
25	BA	118	A
25	BA	119	A
25	BA	120	U
25	BA	123	G
25	BA	125	G
25	BA	135	G
25	BA	138	G
25	BA	155	C
25	BA	162	U
25	BA	164	U
25	BA	165	U
25	BA	181	A
25	BA	188	G
25	BA	196	A
25	BA	197	A
25	BA	199	A
25	BA	214	G
25	BA	215	G
25	BA	216	A
25	BA	221	A
25	BA	222	A
25	BA	223	A
25	BA	227	A
25	BA	228	A
25	BA	229	A
25	BA	230	U
25	BA	232	G
25	BA	233	A
25	BA	248	G
25	BA	249	C
25	BA	250	G
25	BA	252	G
25	BA	261	G
25	BA	264	C
25	BA	269	U
25	BA	270(I)	G
25	BA	270(K)	C
25	BA	270(L)	U
25	BA	270(M)	U
25	BA	270(N)	G
25	BA	270(P)	C
25	BA	271(C)	U

*Continued on next page...*

*Continued from previous page...*

<b>Mol</b>	<b>Chain</b>	<b>Res</b>	<b>Type</b>
25	BA	271	G
25	BA	274	G
25	BA	275	G
25	BA	278	A
25	BA	279	C
25	BA	299	A
25	BA	311	A
25	BA	315	G
25	BA	323	G
25	BA	324	A
25	BA	329	G
25	BA	330	A
25	BA	334	C
25	BA	335	C
25	BA	339	U
25	BA	352	G
25	BA	357	A
25	BA	360	G
25	BA	363	G
25	BA	363(E)	U
25	BA	364	C
25	BA	372	G
25	BA	385	C
25	BA	386	G
25	BA	405	U
25	BA	411	G
25	BA	412	A
25	BA	418	G
25	BA	426	C
25	BA	428	A
25	BA	440	G
25	BA	444	C
25	BA	448	U
25	BA	454	A
25	BA	455	C
25	BA	457	A
25	BA	470	A
25	BA	471	A
25	BA	479	A
25	BA	481	G
25	BA	482	A
25	BA	491	G

*Continued on next page...*

*Continued from previous page...*

<b>Mol</b>	<b>Chain</b>	<b>Res</b>	<b>Type</b>
25	BA	505	A
25	BA	509	C
25	BA	528	A
25	BA	529	A
25	BA	530	G
25	BA	531	C
25	BA	532	A
25	BA	533	G
25	BA	537	C
25	BA	539	G
25	BA	540	G
25	BA	546	C
25	BA	549	G
25	BA	556	G
25	BA	563	G
25	BA	564	C
25	BA	573	G
25	BA	575	A
25	BA	586	A
25	BA	588	U
25	BA	593	G
25	BA	603	A
25	BA	607	U
25	BA	613	U
25	BA	614	U
25	BA	617	G
25	BA	622	G
25	BA	627	A
25	BA	637	A
25	BA	640	C
25	BA	644	A
25	BA	645	C
25	BA	646	A
25	BA	647	G
25	BA	649	G
25	BA	652	C
25	BA	653	A
25	BA	654(A)	A
25	BA	654(C)	G
25	BA	654(G)	C
25	BA	654(I)	C
25	BA	654(K)	C

*Continued on next page...*

*Continued from previous page...*

<b>Mol</b>	<b>Chain</b>	<b>Res</b>	<b>Type</b>
25	BA	654(L)	G
25	BA	654(M)	C
25	BA	654(N)	G
25	BA	654(P)	G
25	BA	654(T)	A
25	BA	656	G
25	BA	686	G
25	BA	717	G
25	BA	730	C
25	BA	739	G
25	BA	745	G
25	BA	746	A
25	BA	753	C
25	BA	757	U
25	BA	763	G
25	BA	764	A
25	BA	765	G
25	BA	775	G
25	BA	776	G
25	BA	782	A
25	BA	784	A
25	BA	785	G
25	BA	789	A
25	BA	790	C
25	BA	791	C
25	BA	792	G
25	BA	802	A
25	BA	805	G
25	BA	810	U
25	BA	812	C
25	BA	819	A
25	BA	824	A
25	BA	827	U
25	BA	828	U
25	BA	836	G
25	BA	847	U
25	BA	857	C
25	BA	858	U
25	BA	859	G
25	BA	866	A
25	BA	878	A
25	BA	879	G

*Continued on next page...*



*Continued from previous page...*

<b>Mol</b>	<b>Chain</b>	<b>Res</b>	<b>Type</b>
25	BA	880	G
25	BA	881	G
25	BA	882	G
25	BA	883	G
25	BA	884	C
25	BA	885	C
25	BA	886	C
25	BA	887	A
25	BA	888	C
25	BA	890	A
25	BA	893	C
25	BA	894	C
25	BA	895	U
25	BA	896	A
25	BA	897	C
25	BA	898	C
25	BA	899	A
25	BA	900	A
25	BA	901	A
25	BA	902	C
25	BA	906	G
25	BA	910	A
25	BA	917	A
25	BA	925	C
25	BA	926	A
25	BA	932	G
25	BA	938	G
25	BA	940	G
25	BA	941	A
25	BA	946	G
25	BA	961	C
25	BA	968	G
25	BA	974	G
25	BA	974(A)	C
25	BA	975	G
25	BA	983	A
25	BA	990	A
25	BA	995	C
25	BA	996	A
25	BA	999	U
25	BA	1003	G
25	BA	1005	C

*Continued on next page...*

*Continued from previous page...*

<b>Mol</b>	<b>Chain</b>	<b>Res</b>	<b>Type</b>
25	BA	1010	A
25	BA	1011	G
25	BA	1012	U
25	BA	1013	C
25	BA	1015	G
25	BA	1020	A
25	BA	1022	G
25	BA	1023	U
25	BA	1025	G
25	BA	1026	U
25	BA	1027	A
25	BA	1033	U
25	BA	1037	G
25	BA	1044	G
25	BA	1045	A
25	BA	1046	A
25	BA	1047	G
25	BA	1050	A
25	BA	1054	A
25	BA	1055	G
25	BA	1056	G
25	BA	1057	A
25	BA	1060	U
25	BA	1061	U
25	BA	1062	G
25	BA	1066	U
25	BA	1067	A
25	BA	1068	G
25	BA	1070	A
25	BA	1071	G
25	BA	1073	A
25	BA	1075	C
25	BA	1076	C
25	BA	1077	A
25	BA	1078	U
25	BA	1079	C
25	BA	1083	U
25	BA	1084	A
25	BA	1085	A
25	BA	1086	A
25	BA	1087	G
25	BA	1088	A

*Continued on next page...*

*Continued from previous page...*

<b>Mol</b>	<b>Chain</b>	<b>Res</b>	<b>Type</b>
25	BA	1089	G
25	BA	1090	U
25	BA	1092	C
25	BA	1093	G
25	BA	1095	A
25	BA	1096	A
25	BA	1097	U
25	BA	1102	C
25	BA	1104	C
25	BA	1105	U
25	BA	1106	G
25	BA	1107	G
25	BA	1110	G
25	BA	1111	A
25	BA	1112	G
25	BA	1117	G
25	BA	1122	G
25	BA	1127	A
25	BA	1129	A
25	BA	1130	U
25	BA	1131	G
25	BA	1135	C
25	BA	1136	G
25	BA	1139	G
25	BA	1142	U
25	BA	1142(A)	A
25	BA	1144	G
25	BA	1148	A
25	BA	1149	G
25	BA	1151	G
25	BA	1154	G
25	BA	1155	A
25	BA	1170	G
25	BA	1171	G
25	BA	1176	G
25	BA	1178	C
25	BA	1179	C
25	BA	1180	C
25	BA	1195	G
25	BA	1204	A
25	BA	1205	U
25	BA	1210	A

*Continued on next page...*

*Continued from previous page...*

<b>Mol</b>	<b>Chain</b>	<b>Res</b>	<b>Type</b>
25	BA	1211	U
25	BA	1218	C
25	BA	1220	A
25	BA	1230	C
25	BA	1241	A
25	BA	1242	A
25	BA	1244	G
25	BA	1253	A
25	BA	1256	G
25	BA	1265	A
25	BA	1269	A
25	BA	1271	G
25	BA	1272	A
25	BA	1273	U
25	BA	1287	A
25	BA	1298	C
25	BA	1300	U
25	BA	1301	A
25	BA	1303	G
25	BA	1312	U
25	BA	1313	U
25	BA	1314	C
25	BA	1328	G
25	BA	1329	U
25	BA	1338	G
25	BA	1341	U
25	BA	1345	C
25	BA	1349	A
25	BA	1352	U
25	BA	1358	G
25	BA	1359	A
25	BA	1360	A
25	BA	1365	A
25	BA	1368	G
25	BA	1377	G
25	BA	1380	G
25	BA	1383	C
25	BA	1384	A
25	BA	1385	G
25	BA	1386	C
25	BA	1388	G
25	BA	1389	G

*Continued on next page...*

*Continued from previous page...*

<b>Mol</b>	<b>Chain</b>	<b>Res</b>	<b>Type</b>
25	BA	1390	U
25	BA	1391	U
25	BA	1404	C
25	BA	1412	A
25	BA	1416	G
25	BA	1417	C
25	BA	1420	U
25	BA	1421	G
25	BA	1427	A
25	BA	1428	C
25	BA	1437	C
25	BA	1444(A)	A
25	BA	1447	G
25	BA	1449	A
25	BA	1449(A)	G
25	BA	1451	C
25	BA	1453	A
25	BA	1454	U
25	BA	1455	G
25	BA	1458	C
25	BA	1459	G
25	BA	1460	A
25	BA	1461	G
25	BA	1466	G
25	BA	1467	C
25	BA	1470	G
25	BA	1471	A
25	BA	1474	C
25	BA	1475	G
25	BA	1483	G
25	BA	1493	C
25	BA	1494	A
25	BA	1495	A
25	BA	1497	U
25	BA	1504	C
25	BA	1506	C
25	BA	1507	A
25	BA	1508	A
25	BA	1509	C
25	BA	1510	A
25	BA	1511	A
25	BA	1514	U

*Continued on next page...*

*Continued from previous page...*

<b>Mol</b>	<b>Chain</b>	<b>Res</b>	<b>Type</b>
25	BA	1520	U
25	BA	1522	G
25	BA	1526	G
25	BA	1533	C
25	BA	1534	G
25	BA	1535	U
25	BA	1536	A
25	BA	1537	C
25	BA	1538	G
25	BA	1540	G
25	BA	1543	A
25	BA	1545	A
25	BA	1548	C
25	BA	1554	A
25	BA	1558	A
25	BA	1559	G
25	BA	1560	G
25	BA	1566	A
25	BA	1569	A
25	BA	1578	U
25	BA	1579	A
25	BA	1585	C
25	BA	1586	A
25	BA	1597	A
25	BA	1608	A
25	BA	1609	A
25	BA	1610	A
25	BA	1617	C
25	BA	1618	A
25	BA	1639	U
25	BA	1640	C
25	BA	1641	A
25	BA	1648	C
25	BA	1651	G
25	BA	1654	A
25	BA	1655	A
25	BA	1674	G
25	BA	1678	G
25	BA	1694	C
25	BA	1695	G
25	BA	1700	A
25	BA	1701	A

*Continued on next page...*

*Continued from previous page...*

<b>Mol</b>	<b>Chain</b>	<b>Res</b>	<b>Type</b>
25	BA	1702	G
25	BA	1717	G
25	BA	1727	U
25	BA	1728	G
25	BA	1729	A
25	BA	1730	U
25	BA	1731	G
25	BA	1732	A
25	BA	1734	C
25	BA	1735	C
25	BA	1743	G
25	BA	1749	A
25	BA	1750	G
25	BA	1754	C
25	BA	1756	G
25	BA	1761	C
25	BA	1762	A
25	BA	1763	G
25	BA	1764	G
25	BA	1773	A
25	BA	1780	A
25	BA	1791	A
25	BA	1798	U
25	BA	1799	G
25	BA	1800	C
25	BA	1801	G
25	BA	1802	A
25	BA	1816	G
25	BA	1819	A
25	BA	1820	U
25	BA	1829	A
25	BA	1835	G
25	BA	1839	G
25	BA	1847	A
25	BA	1858	G
25	BA	1861	G
25	BA	1869	G
25	BA	1870	C
25	BA	1878	G
25	BA	1882	C
25	BA	1885	A
25	BA	1886	C

*Continued on next page...*

*Continued from previous page...*

<b>Mol</b>	<b>Chain</b>	<b>Res</b>	<b>Type</b>
25	BA	1887	C
25	BA	1889	A
25	BA	1900	A
25	BA	1906	G
25	BA	1914	C
25	BA	1916	A
25	BA	1926	U
25	BA	1929	G
25	BA	1930	G
25	BA	1931	U
25	BA	1936	A
25	BA	1937	A
25	BA	1938	A
25	BA	1955	U
25	BA	1956	U
25	BA	1963	U
25	BA	1967	C
25	BA	1969	A
25	BA	1970	A
25	BA	1971	A
25	BA	1972	A
25	BA	1982	C
25	BA	1984	G
25	BA	1993	U
25	BA	2020	A
25	BA	2023	G
25	BA	2031	A
25	BA	2032	G
25	BA	2033	A
25	BA	2043	C
25	BA	2051	A
25	BA	2055	C
25	BA	2056	G
25	BA	2060	A
25	BA	2061	G
25	BA	2062	A
25	BA	2069	G
25	BA	2096	U
25	BA	2099	U
25	BA	2100	G
25	BA	2111	C
25	BA	2112	G

*Continued on next page...*



*Continued from previous page...*

<b>Mol</b>	<b>Chain</b>	<b>Res</b>	<b>Type</b>
25	BA	2113	U
25	BA	2114	A
25	BA	2115	G
25	BA	2116	G
25	BA	2118	U
25	BA	2120	G
25	BA	2122	U
25	BA	2126	A
25	BA	2127	G
25	BA	2128	C
25	BA	2129	C
25	BA	2131	G
25	BA	2132	U
25	BA	2133	G
25	BA	2135	A
25	BA	2136	C
25	BA	2139	C
25	BA	2144	U
25	BA	2146	C
25	BA	2148	G
25	BA	2151	G
25	BA	2157	G
25	BA	2158	A
25	BA	2159	G
25	BA	2165	G
25	BA	2166	G
25	BA	2168	G
25	BA	2169	A
25	BA	2170	A
25	BA	2171	A
25	BA	2173	A
25	BA	2176	A
25	BA	2181	G
25	BA	2185	C
25	BA	2189	U
25	BA	2190	G
25	BA	2191	G
25	BA	2192	G
25	BA	2198	A
25	BA	2205	C
25	BA	2210	G
25	BA	2211	G

*Continued on next page...*

*Continued from previous page...*

<b>Mol</b>	<b>Chain</b>	<b>Res</b>	<b>Type</b>
25	BA	2212	A
25	BA	2213	U
25	BA	2215	G
25	BA	2225	A
25	BA	2226	C
25	BA	2238	G
25	BA	2239	G
25	BA	2262	U
25	BA	2263	C
25	BA	2264	C
25	BA	2269	A
25	BA	2275	C
25	BA	2283	C
25	BA	2287	A
25	BA	2304	G
25	BA	2307	G
25	BA	2308	G
25	BA	2309	A
25	BA	2310	A
25	BA	2311	A
25	BA	2319	G
25	BA	2320	A
25	BA	2321	G
25	BA	2325	G
25	BA	2327	A
25	BA	2334	G
25	BA	2336	A
25	BA	2342	C
25	BA	2343	C
25	BA	2346	A
25	BA	2347	C
25	BA	2350	C
25	BA	2352	A
25	BA	2360	A
25	BA	2377	A
25	BA	2379	G
25	BA	2383	G
25	BA	2385	C
25	BA	2394	C
25	BA	2402	C
25	BA	2403	C
25	BA	2406	U

*Continued on next page...*

*Continued from previous page...*

<b>Mol</b>	<b>Chain</b>	<b>Res</b>	<b>Type</b>
25	BA	2408	U
25	BA	2410	G
25	BA	2423	U
25	BA	2425	A
25	BA	2428	G
25	BA	2429	G
25	BA	2430	A
25	BA	2434	A
25	BA	2435	A
25	BA	2439	A
25	BA	2440	C
25	BA	2441	C
25	BA	2448	A
25	BA	2468	G
25	BA	2474	C
25	BA	2476	A
25	BA	2478	A
25	BA	2487	G
25	BA	2498	C
25	BA	2502	G
25	BA	2504	U
25	BA	2505	G
25	BA	2506	U
25	BA	2518	A
25	BA	2525	G
25	BA	2529	G
25	BA	2554	U
25	BA	2566	A
25	BA	2567	G
25	BA	2573	C
25	BA	2582	G
25	BA	2584	U
25	BA	2599	G
25	BA	2601	C
25	BA	2602	A
25	BA	2609	U
25	BA	2610	C
25	BA	2611	U
25	BA	2612	C
25	BA	2613	U
25	BA	2614	A
25	BA	2615	U

*Continued on next page...*

*Continued from previous page...*

<b>Mol</b>	<b>Chain</b>	<b>Res</b>	<b>Type</b>
25	BA	2629	A
25	BA	2630	G
25	BA	2636	U
25	BA	2641	G
25	BA	2654	A
25	BA	2665	A
25	BA	2666	C
25	BA	2673	G
25	BA	2682	U
25	BA	2683	C
25	BA	2689	U
25	BA	2690	C
25	BA	2691	C
25	BA	2701	C
25	BA	2702	U
25	BA	2703	C
25	BA	2707	G
25	BA	2712	U
25	BA	2712(A)	A
25	BA	2713	A
25	BA	2714	G
25	BA	2726	U
25	BA	2733	A
25	BA	2734	A
25	BA	2744	G
25	BA	2752	C
25	BA	2755	C
25	BA	2757	A
25	BA	2758	A
25	BA	2764	A
25	BA	2765	A
25	BA	2766	G
25	BA	2778	A
25	BA	2779	U
25	BA	2789	C
25	BA	2790	A
25	BA	2791	C
25	BA	2794	C
25	BA	2795	G
25	BA	2797	U
25	BA	2798	C
25	BA	2799	A

*Continued on next page...*

*Continued from previous page...*

<b>Mol</b>	<b>Chain</b>	<b>Res</b>	<b>Type</b>
25	BA	2803	C
25	BA	2805	G
25	BA	2807	G
25	BA	2808	U
25	BA	2818	G
25	BA	2820	A
25	BA	2821	A
25	BA	2823	A
25	BA	2830	G
25	BA	2833	G
25	BA	2834	G
25	BA	2849	U
25	BA	2850	A
25	BA	2851	A
25	BA	2864	G
25	BA	2872	G
25	BA	2891	G
25	BA	2892	A
25	BA	2894	G
25	BA	2899	G
25	BA	2901	C
26	BB	1	U
26	BB	4	C
26	BB	7	G
26	BB	12	C
26	BB	13	A
26	BB	15	A
26	BB	21	G
26	BB	31	C
26	BB	32	C
26	BB	35	U
26	BB	38	C
26	BB	41	U
26	BB	42	C
26	BB	44	G
26	BB	45	A
26	BB	50	G
26	BB	52	A
26	BB	53	A
26	BB	56	G
26	BB	65	C
26	BB	72	G

*Continued on next page...*

*Continued from previous page...*

<b>Mol</b>	<b>Chain</b>	<b>Res</b>	<b>Type</b>
26	BB	73	A
26	BB	74	U
26	BB	81	G
26	BB	82	G
26	BB	89	G
26	BB	95	U
26	BB	96	G
26	BB	105	G
26	BB	109	G
1	CA	7	G
1	CA	9	G
1	CA	22	G
1	CA	26	A
1	CA	31	G
1	CA	32	A
1	CA	39	G
1	CA	47	C
1	CA	48	C
1	CA	51	A
1	CA	54	C
1	CA	64	G
1	CA	65	U
1	CA	66	G
1	CA	73	G
1	CA	78	G
1	CA	79	G
1	CA	81	G
1	CA	84	U
1	CA	85	U
1	CA	86	U
1	CA	87	A
1	CA	90	C
1	CA	91	C
1	CA	92	G
1	CA	95	G
1	CA	101	A
1	CA	116	A
1	CA	121	C
1	CA	131	C
1	CA	144	G
1	CA	161	A
1	CA	163	C

*Continued on next page...*

*Continued from previous page...*

<b>Mol</b>	<b>Chain</b>	<b>Res</b>	<b>Type</b>
1	CA	169	C
1	CA	174	C
1	CA	182	U
1	CA	186	C
1	CA	187	C
1	CA	188	U
1	CA	189	U
1	CA	190	G
1	CA	191(A)	G
1	CA	191(B)	G
1	CA	191(D)	U
1	CA	195	A
1	CA	197	A
1	CA	198	G
1	CA	208	U
1	CA	209	U
1	CA	210	U
1	CA	216	G
1	CA	226	G
1	CA	231	G
1	CA	240	C
1	CA	241	C
1	CA	243	A
1	CA	244	U
1	CA	245	C
1	CA	247	G
1	CA	250	A
1	CA	251	G
1	CA	253	U
1	CA	266	G
1	CA	267	C
1	CA	269	C
1	CA	271	C
1	CA	274	A
1	CA	279	A
1	CA	280	C
1	CA	281	G
1	CA	289	G
1	CA	298	A
1	CA	321	A
1	CA	328	C
1	CA	329	A

*Continued on next page...*

*Continued from previous page...*

<b>Mol</b>	<b>Chain</b>	<b>Res</b>	<b>Type</b>
1	CA	332	G
1	CA	340	U
1	CA	345	C
1	CA	346	G
1	CA	347	G
1	CA	350	G
1	CA	351	G
1	CA	352	C
1	CA	353	A
1	CA	354	G
1	CA	356	A
1	CA	367	U
1	CA	372	C
1	CA	397	A
1	CA	398	C
1	CA	406	G
1	CA	411	A
1	CA	412	A
1	CA	413	G
1	CA	414	A
1	CA	421	U
1	CA	422	C
1	CA	423	G
1	CA	429	U
1	CA	435	C
1	CA	439	A
1	CA	445	G
1	CA	451	A
1	CA	452	A
1	CA	465	A
1	CA	466	C
1	CA	467	G
1	CA	476	G
1	CA	478	A
1	CA	482	A
1	CA	484	G
1	CA	485	G
1	CA	486	U
1	CA	496	A
1	CA	497	U
1	CA	498	A
1	CA	500	G

*Continued on next page...*



*Continued from previous page...*

<b>Mol</b>	<b>Chain</b>	<b>Res</b>	<b>Type</b>
1	CA	504	C
1	CA	505	G
1	CA	506	G
1	CA	509	A
1	CA	510	A
1	CA	511	C
1	CA	513	C
1	CA	517	G
1	CA	518	C
1	CA	519	C
1	CA	521	G
1	CA	527	G
1	CA	530	G
1	CA	531	U
1	CA	532	A
1	CA	533	A
1	CA	535	A
1	CA	536	C
1	CA	544	G
1	CA	547	A
1	CA	553	A
1	CA	559	A
1	CA	561	U
1	CA	562	C
1	CA	564	C
1	CA	572	A
1	CA	573	A
1	CA	576	G
1	CA	601	C
1	CA	618	C
1	CA	620	C
1	CA	621	A
1	CA	629	G
1	CA	630	G
1	CA	631	G
1	CA	632	A
1	CA	633	G
1	CA	634	C
1	CA	641	U
1	CA	651	C
1	CA	653	A
1	CA	656	C

*Continued on next page...*

*Continued from previous page...*

<b>Mol</b>	<b>Chain</b>	<b>Res</b>	<b>Type</b>
1	CA	661	G
1	CA	665	A
1	CA	685	G
1	CA	686	U
1	CA	687	A
1	CA	688	G
1	CA	702	A
1	CA	703	G
1	CA	704	A
1	CA	707	C
1	CA	720	C
1	CA	721	G
1	CA	724	G
1	CA	731	G
1	CA	749	C
1	CA	755	G
1	CA	773	G
1	CA	777	A
1	CA	778	G
1	CA	792	A
1	CA	793	U
1	CA	794	A
1	CA	799	G
1	CA	800	G
1	CA	801	U
1	CA	802	A
1	CA	813	U
1	CA	816	A
1	CA	817	C
1	CA	819	A
1	CA	820	U
1	CA	821	G
1	CA	827	U
1	CA	828	A
1	CA	836	G
1	CA	841	U
1	CA	842	C
1	CA	843	U
1	CA	848	C
1	CA	859	A
1	CA	870	U
1	CA	871	U

*Continued on next page...*

*Continued from previous page...*

<b>Mol</b>	<b>Chain</b>	<b>Res</b>	<b>Type</b>
1	CA	885	G
1	CA	887	G
1	CA	889	A
1	CA	913	A
1	CA	914	A
1	CA	915	A
1	CA	926	G
1	CA	927	G
1	CA	934	C
1	CA	935	A
1	CA	936	C
1	CA	956	U
1	CA	958	A
1	CA	960	U
1	CA	961	U
1	CA	966	G
1	CA	968	A
1	CA	969	A
1	CA	971	G
1	CA	972	C
1	CA	974	A
1	CA	975	A
1	CA	976	G
1	CA	977	A
1	CA	978	A
1	CA	980	C
1	CA	981	U
1	CA	982	U
1	CA	988	G
1	CA	989	C
1	CA	991	U
1	CA	992	U
1	CA	993	G
1	CA	994	A
1	CA	995	C
1	CA	1004	A
1	CA	1005	A
1	CA	1006	C
1	CA	1009	G
1	CA	1013	G
1	CA	1014	A
1	CA	1016	A

*Continued on next page...*

*Continued from previous page...*

<b>Mol</b>	<b>Chain</b>	<b>Res</b>	<b>Type</b>
1	CA	1022	G
1	CA	1024	G
1	CA	1025	U
1	CA	1027	C
1	CA	1028	C
1	CA	1028(B)	C
1	CA	1029	G
1	CA	1030	C
1	CA	1032(A)	G
1	CA	1032(B)	G
1	CA	1036	G
1	CA	1039	C
1	CA	1040	U
1	CA	1042	G
1	CA	1045	C
1	CA	1046	A
1	CA	1052	U
1	CA	1053	G
1	CA	1054	C
1	CA	1055	A
1	CA	1066	C
1	CA	1067	A
1	CA	1068	G
1	CA	1081	G
1	CA	1084	G
1	CA	1086	U
1	CA	1092	A
1	CA	1094	G
1	CA	1095	U
1	CA	1101	A
1	CA	1106	G
1	CA	1113	C
1	CA	1118	C
1	CA	1122	U
1	CA	1123	A
1	CA	1124	G
1	CA	1125	U
1	CA	1126	U
1	CA	1127	G
1	CA	1128	C
1	CA	1129	C
1	CA	1130	A

*Continued on next page...*

*Continued from previous page...*

<b>Mol</b>	<b>Chain</b>	<b>Res</b>	<b>Type</b>
1	CA	1131	G
1	CA	1133	G
1	CA	1136	U
1	CA	1137	C
1	CA	1139	G
1	CA	1146	A
1	CA	1147	C
1	CA	1152	A
1	CA	1154	G
1	CA	1157	A
1	CA	1158	C
1	CA	1159	U
1	CA	1160	G
1	CA	1171	G
1	CA	1178	G
1	CA	1179	A
1	CA	1180	A
1	CA	1181	G
1	CA	1182	G
1	CA	1183	A
1	CA	1184	G
1	CA	1185	G
1	CA	1187	G
1	CA	1196	U
1	CA	1201	A
1	CA	1202	G
1	CA	1212	U
1	CA	1213	A
1	CA	1220	G
1	CA	1223	C
1	CA	1225	A
1	CA	1226	C
1	CA	1227	A
1	CA	1228	C
1	CA	1232	U
1	CA	1235	U
1	CA	1238	A
1	CA	1240	U
1	CA	1241	G
1	CA	1252	A
1	CA	1256	A
1	CA	1257	U

*Continued on next page...*

*Continued from previous page...*

<b>Mol</b>	<b>Chain</b>	<b>Res</b>	<b>Type</b>
1	CA	1258	G
1	CA	1260	C
1	CA	1262	C
1	CA	1269	A
1	CA	1270	C
1	CA	1275	A
1	CA	1278	U
1	CA	1280	A
1	CA	1286	A
1	CA	1287	A
1	CA	1288	A
1	CA	1290	G
1	CA	1291	G
1	CA	1297	C
1	CA	1298	C
1	CA	1299	A
1	CA	1300	G
1	CA	1301	U
1	CA	1303	C
1	CA	1305	G
1	CA	1317	C
1	CA	1319	A
1	CA	1320	C
1	CA	1322	C
1	CA	1323	G
1	CA	1326	C
1	CA	1331	G
1	CA	1338	G
1	CA	1346	A
1	CA	1347	G
1	CA	1349	A
1	CA	1350	A
1	CA	1352	C
1	CA	1353	G
1	CA	1362(A)	C
1	CA	1364	U
1	CA	1368	G
1	CA	1370	G
1	CA	1379	G
1	CA	1382	C
1	CA	1391	U
1	CA	1392	G

*Continued on next page...*

*Continued from previous page...*

<b>Mol</b>	<b>Chain</b>	<b>Res</b>	<b>Type</b>
1	CA	1397	C
1	CA	1398	A
1	CA	1400	C
1	CA	1401	G
1	CA	1402	C
1	CA	1403	C
1	CA	1404	C
1	CA	1406	U
1	CA	1416	G
1	CA	1417	G
1	CA	1419	G
1	CA	1439	C
1	CA	1442	G
1	CA	1443	G
1	CA	1446	A
1	CA	1447	G
1	CA	1450	U
1	CA	1451	A
1	CA	1453	G
1	CA	1454	G
1	CA	1478	C
1	CA	1479	C
1	CA	1487	G
1	CA	1492	A
1	CA	1494	G
1	CA	1497	G
1	CA	1499	A
1	CA	1502	A
1	CA	1503	A
1	CA	1504	G
1	CA	1505	G
1	CA	1506	U
1	CA	1507	A
1	CA	1517	G
1	CA	1519	A
1	CA	1520	G
1	CA	1528	U
1	CA	1529	G
1	CA	1530	G
1	CA	1531	A
22	CB	2	C
22	CB	6	G

*Continued on next page...*

*Continued from previous page...*

<b>Mol</b>	<b>Chain</b>	<b>Res</b>	<b>Type</b>
22	CB	7	G
22	CB	8	U
22	CB	9	G
22	CB	10	G
22	CB	11	U
22	CB	14	A
22	CB	17	U
22	CB	18	G
22	CB	19	G
22	CB	20	U
22	CB	21	A
22	CB	22	G
22	CB	23	A
22	CB	24	C
22	CB	25	A
22	CB	26	C
22	CB	27	G
22	CB	34	U
22	CB	37	G
22	CB	39	U
22	CB	41	G
22	CB	42	U
22	CB	43	A
22	CB	45	U
22	CB	46	G
22	CB	47	C
22	CB	48	C
22	CB	49	C
22	CB	50	A
22	CB	51	A
22	CB	52	U
22	CB	55	G
22	CB	56	G
22	CB	60	A
22	CB	66	U
22	CB	67	C
22	CB	70	G
22	CB	71	U
22	CB	72	C
22	CB	74	C
22	CB	83	U
22	CB	85	C

*Continued on next page...*



*Continued from previous page...*

<b>Mol</b>	<b>Chain</b>	<b>Res</b>	<b>Type</b>
22	CB	86	C
22	CB	87	A
23	CC	2	G
23	CC	8	U
23	CC	9	G
23	CC	16	C
23	CC	17	C
23	CC	18	C
23	CC	19	G
23	CC	20	G
23	CC	21	U
23	CC	22	A
23	CC	23	G
23	CC	31	G
23	CC	43	G
23	CC	48	U
23	CC	49	C
23	CC	50	G
23	CC	53	G
23	CC	61	U
23	CC	68	C
23	CC	69	C
23	CC	77	A
23	CD	9	G
23	CD	14	A
23	CD	15	G
23	CD	16	C
23	CD	17	C
23	CD	19	G
23	CD	21	U
23	CD	23	G
23	CD	24	C
23	CD	25	U
23	CD	28	U
23	CD	36	A
23	CD	39	A
23	CD	40	C
23	CD	46	G
23	CD	48	U
23	CD	49	C
23	CD	54	G
23	CD	57	C

*Continued on next page...*

*Continued from previous page...*

<b>Mol</b>	<b>Chain</b>	<b>Res</b>	<b>Type</b>
23	CD	59	A
23	CD	60	A
23	CD	62	C
23	CD	68	C
23	CD	70	C
23	CD	74	A
23	CD	77	A
24	C1	14	U
24	C1	19	U
24	C1	22	U
25	DA	5	A
25	DA	34	C
25	DA	36	G
25	DA	46	C
25	DA	49	A
25	DA	50	U
25	DA	55	G
25	DA	58	G
25	DA	60	G
25	DA	69	C
25	DA	71	A
25	DA	72	U
25	DA	74	A
25	DA	75	G
25	DA	90	U
25	DA	91	A
25	DA	94	G
25	DA	95	G
25	DA	101	G
25	DA	102	G
25	DA	118	A
25	DA	119	A
25	DA	120	U
25	DA	125	G
25	DA	129	C
25	DA	138	G
25	DA	148	C
25	DA	153	C
25	DA	154	G
25	DA	155	C
25	DA	172	C
25	DA	173	G

*Continued on next page...*

*Continued from previous page...*

<b>Mol</b>	<b>Chain</b>	<b>Res</b>	<b>Type</b>
25	DA	174	C
25	DA	175	G
25	DA	182	A
25	DA	196	A
25	DA	199	A
25	DA	205	G
25	DA	206	U
25	DA	214	G
25	DA	215	G
25	DA	216	A
25	DA	217	G
25	DA	221	A
25	DA	222	A
25	DA	225	A
25	DA	228	A
25	DA	229	A
25	DA	233	A
25	DA	239	U
25	DA	245	G
25	DA	248	G
25	DA	249	C
25	DA	250	G
25	DA	252	G
25	DA	270(K)	C
25	DA	270(L)	U
25	DA	270(M)	U
25	DA	270(O)	U
25	DA	270(Q)	C
25	DA	271(C)	U
25	DA	271	G
25	DA	273(C)	C
25	DA	273(D)	C
25	DA	274	G
25	DA	275	G
25	DA	276	A
25	DA	278	A
25	DA	279	C
25	DA	285	C
25	DA	287	C
25	DA	289	A
25	DA	298	G
25	DA	308	G

*Continued on next page...*

*Continued from previous page...*

<b>Mol</b>	<b>Chain</b>	<b>Res</b>	<b>Type</b>
25	DA	311	A
25	DA	312	G
25	DA	317	G
25	DA	324	A
25	DA	329	G
25	DA	330	A
25	DA	331	A
25	DA	333	G
25	DA	334	C
25	DA	342	G
25	DA	352	G
25	DA	354	G
25	DA	356	G
25	DA	363	G
25	DA	363(B)	G
25	DA	363(E)	U
25	DA	363(F)	A
25	DA	386	G
25	DA	394	A
25	DA	395	U
25	DA	396	G
25	DA	399	G
25	DA	405	U
25	DA	406	G
25	DA	411	G
25	DA	412	A
25	DA	414	C
25	DA	419	C
25	DA	428	A
25	DA	443	A
25	DA	444	C
25	DA	448	U
25	DA	454	A
25	DA	455	C
25	DA	457	A
25	DA	459	U
25	DA	470	A
25	DA	481	G
25	DA	485	C
25	DA	501	A
25	DA	504	U
25	DA	505	A

*Continued on next page...*

*Continued from previous page...*

<b>Mol</b>	<b>Chain</b>	<b>Res</b>	<b>Type</b>
25	DA	508	G
25	DA	509	C
25	DA	512	G
25	DA	529	A
25	DA	530	G
25	DA	531	C
25	DA	532	A
25	DA	533	G
25	DA	543	C
25	DA	547	A
25	DA	556	G
25	DA	557	U
25	DA	563	G
25	DA	567	A
25	DA	568	U
25	DA	573	G
25	DA	575	A
25	DA	584	C
25	DA	588	U
25	DA	593	G
25	DA	595	C
25	DA	603	A
25	DA	607	U
25	DA	609(A)	G
25	DA	614	U
25	DA	617	G
25	DA	620	G
25	DA	621	A
25	DA	622	G
25	DA	627	A
25	DA	637	A
25	DA	644	A
25	DA	645	C
25	DA	646	A
25	DA	647	G
25	DA	650	C
25	DA	651	G
25	DA	654	A
25	DA	654(A)	A
25	DA	654(F)	C
25	DA	654(G)	C
25	DA	654(I)	C

*Continued on next page...*

*Continued from previous page...*

<b>Mol</b>	<b>Chain</b>	<b>Res</b>	<b>Type</b>
25	DA	654(J)	A
25	DA	654(K)	C
25	DA	654(L)	G
25	DA	654(N)	G
25	DA	654(Q)	C
25	DA	654(R)	C
25	DA	654(T)	A
25	DA	669	G
25	DA	670	A
25	DA	673	C
25	DA	686	G
25	DA	706	A
25	DA	707	G
25	DA	708	C
25	DA	717	G
25	DA	719	C
25	DA	720	C
25	DA	722	A
25	DA	730	C
25	DA	745	G
25	DA	752	A
25	DA	753	C
25	DA	757	U
25	DA	762	U
25	DA	765	G
25	DA	768	G
25	DA	776	G
25	DA	778	G
25	DA	779	U
25	DA	782	A
25	DA	784	A
25	DA	785	G
25	DA	789	A
25	DA	792	G
25	DA	793	A
25	DA	805	G
25	DA	812	C
25	DA	814	C
25	DA	819	A
25	DA	827	U
25	DA	828	U
25	DA	832	G

*Continued on next page...*

*Continued from previous page...*

<b>Mol</b>	<b>Chain</b>	<b>Res</b>	<b>Type</b>
25	DA	845	G
25	DA	848	G
25	DA	856	C
25	DA	857	C
25	DA	859	G
25	DA	869	G
25	DA	878	A
25	DA	879	G
25	DA	881	G
25	DA	882	G
25	DA	884	C
25	DA	886	C
25	DA	887	A
25	DA	888	C
25	DA	889	C
25	DA	890	A
25	DA	894	C
25	DA	896	A
25	DA	897	C
25	DA	899	A
25	DA	900	A
25	DA	901	A
25	DA	903	C
25	DA	905	U
25	DA	906	G
25	DA	907	U
25	DA	910	A
25	DA	914	C
25	DA	915	C
25	DA	917	A
25	DA	925	C
25	DA	932	G
25	DA	933	A
25	DA	934	G
25	DA	938	G
25	DA	941	A
25	DA	944	G
25	DA	945	A
25	DA	946	G
25	DA	959	A
25	DA	960	A
25	DA	961	C

*Continued on next page...*

*Continued from previous page...*

<b>Mol</b>	<b>Chain</b>	<b>Res</b>	<b>Type</b>
25	DA	974	G
25	DA	983	A
25	DA	989	G
25	DA	990	A
25	DA	991	C
25	DA	996	A
25	DA	997	G
25	DA	998	C
25	DA	1005	C
25	DA	1012	U
25	DA	1013	C
25	DA	1016	G
25	DA	1020	A
25	DA	1022	G
25	DA	1023	U
25	DA	1024	G
25	DA	1025	G
25	DA	1026	U
25	DA	1033	U
25	DA	1037	G
25	DA	1044	G
25	DA	1045	A
25	DA	1048	A
25	DA	1054	A
25	DA	1057	A
25	DA	1060	U
25	DA	1061	U
25	DA	1062	G
25	DA	1065	U
25	DA	1066	U
25	DA	1067	A
25	DA	1070	A
25	DA	1071	G
25	DA	1072	C
25	DA	1073	A
25	DA	1074	G
25	DA	1076	C
25	DA	1085	A
25	DA	1086	A
25	DA	1087	G
25	DA	1088	A
25	DA	1090	U

*Continued on next page...*



*Continued from previous page...*

<b>Mol</b>	<b>Chain</b>	<b>Res</b>	<b>Type</b>
25	DA	1093	G
25	DA	1095	A
25	DA	1096	A
25	DA	1098	A
25	DA	1099	G
25	DA	1100	C
25	DA	1105	U
25	DA	1108	U
25	DA	1111	A
25	DA	1112	G
25	DA	1115	G
25	DA	1122	G
25	DA	1127	A
25	DA	1128	A
25	DA	1129	A
25	DA	1130	U
25	DA	1135	C
25	DA	1136	G
25	DA	1137	G
25	DA	1139	G
25	DA	1141	U
25	DA	1142(A)	A
25	DA	1143	A
25	DA	1154	G
25	DA	1155	A
25	DA	1160	G
25	DA	1170	G
25	DA	1171	G
25	DA	1173	G
25	DA	1174	A
25	DA	1175	U
25	DA	1176	G
25	DA	1177	A
25	DA	1178	C
25	DA	1183	G
25	DA	1190	G
25	DA	1204	A
25	DA	1205	U
25	DA	1210	A
25	DA	1211	U
25	DA	1212	G
25	DA	1217	C

*Continued on next page...*

*Continued from previous page...*

<b>Mol</b>	<b>Chain</b>	<b>Res</b>	<b>Type</b>
25	DA	1220	A
25	DA	1221	C
25	DA	1237	A
25	DA	1245	G
25	DA	1247	A
25	DA	1250	G
25	DA	1253	A
25	DA	1255	U
25	DA	1256	G
25	DA	1269	A
25	DA	1271	G
25	DA	1272	A
25	DA	1273	U
25	DA	1275	A
25	DA	1284	A
25	DA	1287	A
25	DA	1298	C
25	DA	1300	U
25	DA	1301	A
25	DA	1304	C
25	DA	1313	U
25	DA	1314	C
25	DA	1319	G
25	DA	1325	G
25	DA	1329	U
25	DA	1332	G
25	DA	1342	A
25	DA	1347	G
25	DA	1348	G
25	DA	1352	U
25	DA	1359	A
25	DA	1360	A
25	DA	1365	A
25	DA	1368	G
25	DA	1379	A
25	DA	1384	A
25	DA	1385	G
25	DA	1386	C
25	DA	1389	G
25	DA	1390	U
25	DA	1391	U
25	DA	1395	A

*Continued on next page...*

*Continued from previous page...*

<b>Mol</b>	<b>Chain</b>	<b>Res</b>	<b>Type</b>
25	DA	1397	U
25	DA	1405	U
25	DA	1406	U
25	DA	1407	C
25	DA	1416	G
25	DA	1417	C
25	DA	1419	A
25	DA	1420	U
25	DA	1421	G
25	DA	1427	A
25	DA	1428	C
25	DA	1437	C
25	DA	1443	G
25	DA	1444(A)	A
25	DA	1445	C
25	DA	1449	A
25	DA	1449(A)	G
25	DA	1451	C
25	DA	1460	A
25	DA	1461	G
25	DA	1467	C
25	DA	1471	A
25	DA	1472	A
25	DA	1475	G
25	DA	1482	U
25	DA	1483	G
25	DA	1486	A
25	DA	1488	G
25	DA	1490	A
25	DA	1493	C
25	DA	1506	C
25	DA	1507	A
25	DA	1508	A
25	DA	1509	C
25	DA	1510	A
25	DA	1515	C
25	DA	1522	G
25	DA	1527	G
25	DA	1528	A
25	DA	1534	G
25	DA	1535	U
25	DA	1536	A

*Continued on next page...*

*Continued from previous page...*

<b>Mol</b>	<b>Chain</b>	<b>Res</b>	<b>Type</b>
25	DA	1537	C
25	DA	1538	G
25	DA	1541	U
25	DA	1543	A
25	DA	1544	C
25	DA	1546	C
25	DA	1547	C
25	DA	1548	C
25	DA	1554	A
25	DA	1558	A
25	DA	1559	G
25	DA	1560	G
25	DA	1566	A
25	DA	1569	A
25	DA	1578	U
25	DA	1580	A
25	DA	1582	C
25	DA	1586	A
25	DA	1587	A
25	DA	1588	C
25	DA	1589	C
25	DA	1596	A
25	DA	1597	A
25	DA	1598	C
25	DA	1608	A
25	DA	1609	A
25	DA	1610	A
25	DA	1616	A
25	DA	1619	G
25	DA	1625	C
25	DA	1639	U
25	DA	1640	C
25	DA	1648	C
25	DA	1654	A
25	DA	1655	A
25	DA	1660	C
25	DA	1661	G
25	DA	1674	G
25	DA	1675	C
25	DA	1678	G
25	DA	1688	U
25	DA	1696	G

*Continued on next page...*

*Continued from previous page...*

<b>Mol</b>	<b>Chain</b>	<b>Res</b>	<b>Type</b>
25	DA	1700	A
25	DA	1701	A
25	DA	1718	G
25	DA	1725	G
25	DA	1726	G
25	DA	1728	G
25	DA	1729	A
25	DA	1741	C
25	DA	1743	G
25	DA	1756	G
25	DA	1758	G
25	DA	1762	A
25	DA	1763	G
25	DA	1764	G
25	DA	1773	A
25	DA	1780	A
25	DA	1782	C
25	DA	1791	A
25	DA	1800	C
25	DA	1801	G
25	DA	1802	A
25	DA	1812	A
25	DA	1816	G
25	DA	1819	A
25	DA	1820	U
25	DA	1827	C
25	DA	1828	G
25	DA	1829	A
25	DA	1835	G
25	DA	1839	G
25	DA	1847	A
25	DA	1857	G
25	DA	1858	G
25	DA	1861	G
25	DA	1863	G
25	DA	1864	U
25	DA	1869	G
25	DA	1878	G
25	DA	1882	C
25	DA	1883	G
25	DA	1888	G
25	DA	1889	A

*Continued on next page...*

*Continued from previous page...*

<b>Mol</b>	<b>Chain</b>	<b>Res</b>	<b>Type</b>
25	DA	1896	G
25	DA	1900	A
25	DA	1906	G
25	DA	1909	C
25	DA	1913	A
25	DA	1916	A
25	DA	1917	U
25	DA	1919	A
25	DA	1929	G
25	DA	1930	G
25	DA	1936	A
25	DA	1937	A
25	DA	1938	A
25	DA	1940	U
25	DA	1955	U
25	DA	1956	U
25	DA	1963	U
25	DA	1967	C
25	DA	1968	G
25	DA	1970	A
25	DA	1971	A
25	DA	1972	A
25	DA	1981	A
25	DA	1991	U
25	DA	1993	U
25	DA	1994	C
25	DA	2023	G
25	DA	2031	A
25	DA	2032	G
25	DA	2033	A
25	DA	2036	C
25	DA	2039	C
25	DA	2043	C
25	DA	2049	G
25	DA	2055	C
25	DA	2056	G
25	DA	2059	A
25	DA	2060	A
25	DA	2061	G
25	DA	2062	A
25	DA	2063	C
25	DA	2066	C

*Continued on next page...*

*Continued from previous page...*

<b>Mol</b>	<b>Chain</b>	<b>Res</b>	<b>Type</b>
25	DA	2067	G
25	DA	2069	G
25	DA	2071	A
25	DA	2082	A
25	DA	2097	C
25	DA	2099	U
25	DA	2100	G
25	DA	2105	C
25	DA	2107	C
25	DA	2108	C
25	DA	2111	C
25	DA	2112	G
25	DA	2113	U
25	DA	2114	A
25	DA	2115	G
25	DA	2116	G
25	DA	2118	U
25	DA	2119	A
25	DA	2120	G
25	DA	2123	G
25	DA	2126	A
25	DA	2127	G
25	DA	2128	C
25	DA	2129	C
25	DA	2130	U
25	DA	2131	G
25	DA	2132	U
25	DA	2133	G
25	DA	2135	A
25	DA	2136	C
25	DA	2137	C
25	DA	2139	C
25	DA	2141	G
25	DA	2145	C
25	DA	2146	C
25	DA	2147	G
25	DA	2148	G
25	DA	2152	G
25	DA	2158	A
25	DA	2164	C
25	DA	2166	G
25	DA	2168	G

*Continued on next page...*

*Continued from previous page...*

<b>Mol</b>	<b>Chain</b>	<b>Res</b>	<b>Type</b>
25	DA	2169	A
25	DA	2170	A
25	DA	2171	A
25	DA	2172	U
25	DA	2173	A
25	DA	2174	C
25	DA	2175	C
25	DA	2182	G
25	DA	2189	U
25	DA	2190	G
25	DA	2192	G
25	DA	2193	G
25	DA	2198	A
25	DA	2210	G
25	DA	2211	G
25	DA	2212	A
25	DA	2213	U
25	DA	2215	G
25	DA	2225	A
25	DA	2226	C
25	DA	2238	G
25	DA	2239	G
25	DA	2240	C
25	DA	2245	U
25	DA	2246	G
25	DA	2262	U
25	DA	2267	A
25	DA	2272	U
25	DA	2273	A
25	DA	2275	C
25	DA	2276	G
25	DA	2279	G
25	DA	2280	G
25	DA	2282	G
25	DA	2283	C
25	DA	2285	C
25	DA	2286	A
25	DA	2287	A
25	DA	2297	C
25	DA	2298	A
25	DA	2304	G
25	DA	2307	G

*Continued on next page...*



*Continued from previous page...*

<b>Mol</b>	<b>Chain</b>	<b>Res</b>	<b>Type</b>
25	DA	2308	G
25	DA	2309	A
25	DA	2311	A
25	DA	2312	U
25	DA	2315	G
25	DA	2316	C
25	DA	2319	G
25	DA	2322	A
25	DA	2324	C
25	DA	2325	G
25	DA	2333	A
25	DA	2335	A
25	DA	2337	G
25	DA	2342	C
25	DA	2343	C
25	DA	2346	A
25	DA	2347	C
25	DA	2350	C
25	DA	2383	G
25	DA	2385	C
25	DA	2388	A
25	DA	2391	G
25	DA	2392	A
25	DA	2394	C
25	DA	2400	G
25	DA	2402	C
25	DA	2406	U
25	DA	2410	G
25	DA	2414	G
25	DA	2422	A
25	DA	2423	U
25	DA	2425	A
25	DA	2429	G
25	DA	2430	A
25	DA	2431	U
25	DA	2434	A
25	DA	2435	A
25	DA	2439	A
25	DA	2440	C
25	DA	2441	C
25	DA	2445	G
25	DA	2447	G

*Continued on next page...*

*Continued from previous page...*

<b>Mol</b>	<b>Chain</b>	<b>Res</b>	<b>Type</b>
25	DA	2448	A
25	DA	2466	C
25	DA	2469	A
25	DA	2470	G
25	DA	2471	C
25	DA	2472	G
25	DA	2476	A
25	DA	2484	G
25	DA	2487	G
25	DA	2502	G
25	DA	2504	U
25	DA	2505	G
25	DA	2506	U
25	DA	2507	C
25	DA	2518	A
25	DA	2523	G
25	DA	2525	G
25	DA	2529	G
25	DA	2532	G
25	DA	2543	G
25	DA	2553	G
25	DA	2554	U
25	DA	2566	A
25	DA	2567	G
25	DA	2569	G
25	DA	2571	C
25	DA	2572	A
25	DA	2573	C
25	DA	2584	U
25	DA	2585	U
25	DA	2601	C
25	DA	2602	A
25	DA	2603	G
25	DA	2609	U
25	DA	2611	U
25	DA	2612	C
25	DA	2613	U
25	DA	2615	U
25	DA	2629	A
25	DA	2630	G
25	DA	2655	G
25	DA	2665	A

*Continued on next page...*

*Continued from previous page...*

<b>Mol</b>	<b>Chain</b>	<b>Res</b>	<b>Type</b>
25	DA	2673	G
25	DA	2682	U
25	DA	2689	U
25	DA	2690	C
25	DA	2703	C
25	DA	2704	C
25	DA	2707	G
25	DA	2712(A)	A
25	DA	2713	A
25	DA	2714	G
25	DA	2726	U
25	DA	2733	A
25	DA	2734	A
25	DA	2739	U
25	DA	2744	G
25	DA	2748	A
25	DA	2750	A
25	DA	2751	G
25	DA	2752	C
25	DA	2754	U
25	DA	2758	A
25	DA	2761	G
25	DA	2762	G
25	DA	2764	A
25	DA	2765	A
25	DA	2766	G
25	DA	2777	G
25	DA	2778	A
25	DA	2779	U
25	DA	2790	A
25	DA	2791	C
25	DA	2794	C
25	DA	2797	U
25	DA	2798	C
25	DA	2799	A
25	DA	2803	C
25	DA	2807	G
25	DA	2808	U
25	DA	2811	G
25	DA	2818	G
25	DA	2820	A
25	DA	2821	A

*Continued on next page...*

*Continued from previous page...*

<b>Mol</b>	<b>Chain</b>	<b>Res</b>	<b>Type</b>
25	DA	2833	G
25	DA	2834	G
25	DA	2835	A
25	DA	2839	G
25	DA	2845	G
25	DA	2847	U
25	DA	2848	G
25	DA	2849	U
25	DA	2860	A
25	DA	2872	G
25	DA	2873	A
25	DA	2880	C
25	DA	2892	A
25	DA	2893	G
25	DA	2894	G
25	DA	2896	C
25	DA	2897	U
26	DB	0	A
26	DB	3	C
26	DB	8	U
26	DB	9	G
26	DB	13	A
26	DB	15	A
26	DB	16	G
26	DB	24	G
26	DB	25	A
26	DB	26	A
26	DB	28	C
26	DB	29	A
26	DB	30	C
26	DB	31	C
26	DB	32	C
26	DB	40	U
26	DB	42	C
26	DB	44	G
26	DB	45	A
26	DB	46	A
26	DB	47	C
26	DB	65	C
26	DB	73	A
26	DB	74	U
26	DB	75	G

*Continued on next page...*

*Continued from previous page...*

<b>Mol</b>	<b>Chain</b>	<b>Res</b>	<b>Type</b>
26	DB	81	G
26	DB	82	G
26	DB	88	C
26	DB	89	G
26	DB	89(A)	A
26	DB	90	C
26	DB	100	G
26	DB	101	A
26	DB	105	G
26	DB	108	C
26	DB	109	G
26	DB	112	G
26	DB	115	G
26	DB	119	A

All (208) RNA pucker outliers are listed below:

<b>Mol</b>	<b>Chain</b>	<b>Res</b>	<b>Type</b>
1	AA	31	G
1	AA	49	U
1	AA	50	A
1	AA	115	G
1	AA	119	A
1	AA	244	U
1	AA	266	G
1	AA	412	A
1	AA	428	G
1	AA	429	U
1	AA	484	G
1	AA	509	A
1	AA	530	G
1	AA	560	U
1	AA	687	A
1	AA	703	G
1	AA	748	C
1	AA	812	C
1	AA	820	U
1	AA	842	C
1	AA	871	U
1	AA	913	A
1	AA	975	A
1	AA	992	U

*Continued on next page...*

*Continued from previous page...*

<b>Mol</b>	<b>Chain</b>	<b>Res</b>	<b>Type</b>
1	AA	1025	U
1	AA	1027	C
1	AA	1065	U
1	AA	1178	G
1	AA	1285	A
1	AA	1498	U
1	AA	1503	A
1	AA	1504	G
22	AB	18	G
22	AB	19	G
22	AB	20	U
22	AB	23	A
22	AB	71	U
23	AC	1	C
23	AC	19	G
23	AC	20	G
23	AC	21	U
23	AC	48	U
23	AC	61	U
23	AD	13	C
24	A1	14	U
25	BA	74	A
25	BA	196	A
25	BA	222	A
25	BA	229	A
25	BA	270(L)	U
25	BA	271(B)	G
25	BA	271(C)	U
25	BA	404	C
25	BA	587	C
25	BA	654(S)	G
25	BA	685	A
25	BA	752	A
25	BA	764	A
25	BA	856	C
25	BA	881	G
25	BA	974(A)	C
25	BA	1022	G
25	BA	1026	U
25	BA	1060	U
25	BA	1069	A
25	BA	1085	A

*Continued on next page...*

*Continued from previous page...*

<b>Mol</b>	<b>Chain</b>	<b>Res</b>	<b>Type</b>
25	BA	1130	U
25	BA	1175	U
25	BA	1178	C
25	BA	1210	A
25	BA	1312	U
25	BA	1379	A
25	BA	1427	A
25	BA	1510	A
25	BA	1536	A
25	BA	1558	A
25	BA	1608	A
25	BA	1609	A
25	BA	1617	C
25	BA	1653	G
25	BA	1694	C
25	BA	1762	A
25	BA	1799	G
25	BA	1819	A
25	BA	1899	G
25	BA	1937	A
25	BA	1955	U
25	BA	1992	G
25	BA	2157	G
25	BA	2211	G
25	BA	2346	A
25	BA	2402	C
25	BA	2422	A
25	BA	2428	G
25	BA	2439	A
25	BA	2566	A
25	BA	2610	C
25	BA	2613	U
25	BA	2681	C
25	BA	2689	U
25	BA	2751	G
25	BA	2756	U
1	CA	31	G
1	CA	64	G
1	CA	89	U
1	CA	115	G
1	CA	197	A
1	CA	201	C

*Continued on next page...*

*Continued from previous page...*

<b>Mol</b>	<b>Chain</b>	<b>Res</b>	<b>Type</b>
1	CA	209	U
1	CA	243	A
1	CA	250	A
1	CA	266	G
1	CA	279	A
1	CA	328	C
1	CA	345	C
1	CA	353	A
1	CA	412	A
1	CA	485	G
1	CA	509	A
1	CA	560	U
1	CA	575	G
1	CA	631	G
1	CA	632	A
1	CA	687	A
1	CA	748	C
1	CA	793	U
1	CA	812	C
1	CA	913	A
1	CA	974	A
1	CA	992	U
1	CA	1067	A
1	CA	1126	U
1	CA	1128	C
1	CA	1183	A
1	CA	1285	A
1	CA	1297	C
1	CA	1300	G
1	CA	1346	A
1	CA	1442	G
1	CA	1449	C
1	CA	1498	U
1	CA	1503	A
1	CA	1529	G
22	CB	21	A
22	CB	48	C
23	CC	1	C
23	CC	19	G
23	CC	20	G
23	CC	21	U
23	CC	48	U

*Continued on next page...*



*Continued from previous page...*

<b>Mol</b>	<b>Chain</b>	<b>Res</b>	<b>Type</b>
23	CD	13	C
25	DA	49	A
25	DA	71	A
25	DA	74	A
25	DA	101	G
25	DA	128	C
25	DA	148	C
25	DA	196	A
25	DA	204	A
25	DA	205	G
25	DA	278	A
25	DA	654(S)	G
25	DA	669	G
25	DA	685	A
25	DA	752	A
25	DA	856	C
25	DA	877	U
25	DA	886	C
25	DA	888	C
25	DA	893	C
25	DA	945	A
25	DA	990	A
25	DA	1022	G
25	DA	1085	A
25	DA	1171	G
25	DA	1210	A
25	DA	1300	U
25	DA	1420	U
25	DA	1427	A
25	DA	1460	A
25	DA	1558	A
25	DA	1608	A
25	DA	1653	G
25	DA	1762	A
25	DA	1819	A
25	DA	1955	U
25	DA	1992	G
25	DA	2126	A
25	DA	2191	G
25	DA	2210	G
25	DA	2211	G
25	DA	2225	A

*Continued on next page...*

*Continued from previous page...*

Mol	Chain	Res	Type
25	DA	2275	C
25	DA	2282	G
25	DA	2311	A
25	DA	2406	U
25	DA	2422	A
25	DA	2439	A
25	DA	2447	G
25	DA	2602	A
25	DA	2610	C
25	DA	2611	U
25	DA	2689	U
25	DA	2776	A
25	DA	2778	A
25	DA	2790	A
25	DA	2859	G
25	DA	2893	G

#### 5.4 Non-standard residues in protein, DNA, RNA chains [i](#)

There are no non-standard protein/DNA/RNA residues in this entry.

#### 5.5 Carbohydrates [i](#)

There are no monosaccharides in this entry.

#### 5.6 Ligand geometry [i](#)

Of 1700 ligands modelled in this entry, 1700 are monoatomic - leaving 0 for Mogul analysis.

There are no bond length outliers.

There are no bond angle outliers.

There are no chirality outliers.

There are no torsion outliers.

There are no ring outliers.

No monomer is involved in short contacts.

## 5.7 Other polymers [i](#)

There are no such residues in this entry.

## 5.8 Polymer linkage issues [i](#)

There are no chain breaks in this entry.

## 6 Fit of model and data [i](#)

### 6.1 Protein, DNA and RNA chains [i](#)

In the following table, the column labelled '#RSRZ > 2' contains the number (and percentage) of RSRZ outliers, followed by percent RSRZ outliers for the chain as percentile scores relative to all X-ray entries and entries of similar resolution. The OWAB column contains the minimum, median, 95<sup>th</sup> percentile and maximum values of the occupancy-weighted average B-factor per residue. The column labelled 'Q < 0.9' lists the number of (and percentage) of residues with an average occupancy less than 0.9.

Mol	Chain	Analysed	<RSRZ>	#RSRZ > 2	OWAB(Å <sup>2</sup> )	Q < 0.9
1	AA	1506/1506 (100%)	-0.57	5 (0%) 94 84	50, 98, 179, 234	0
1	CA	1506/1506 (100%)	-0.56	4 (0%) 94 84	62, 109, 181, 235	0
2	AE	237/256 (92%)	0.27	9 (3%) 40 16	103, 136, 174, 185	0
2	CE	237/256 (92%)	0.59	25 (10%) 6 2	114, 151, 185, 201	0
3	AF	205/239 (85%)	0.91	34 (16%) 1 0	84, 111, 144, 153	0
3	CF	206/239 (86%)	1.40	59 (28%) 0 0	118, 138, 166, 174	0
4	AG	208/208 (100%)	0.47	13 (6%) 20 6	80, 105, 129, 142	0
4	CG	208/208 (100%)	0.39	14 (6%) 17 5	77, 102, 123, 136	0
5	AH	151/162 (93%)	0.52	8 (5%) 26 10	74, 97, 118, 152	0
5	CH	151/162 (93%)	0.22	7 (4%) 32 12	91, 112, 134, 153	0
6	AI	101/101 (100%)	0.93	14 (13%) 2 1	76, 99, 115, 137	0
6	CI	101/101 (100%)	0.95	19 (18%) 1 0	74, 95, 116, 141	0
7	AJ	155/156 (99%)	-0.08	8 (5%) 27 10	99, 114, 145, 155	0
7	CJ	155/156 (99%)	0.27	10 (6%) 18 5	102, 122, 149, 156	0
8	AK	138/138 (100%)	-0.02	0 100 100	84, 103, 117, 122	0
8	CK	138/138 (100%)	-0.21	1 (0%) 87 69	94, 116, 128, 136	0
9	AL	127/128 (99%)	-0.31	1 (0%) 86 65	85, 133, 153, 160	0
9	CL	127/128 (99%)	-0.03	4 (3%) 49 21	107, 145, 160, 164	0
10	AM	99/105 (94%)	0.38	6 (6%) 21 7	81, 132, 162, 165	0
10	CM	99/105 (94%)	0.49	3 (3%) 50 22	111, 149, 165, 170	0
11	AN	119/129 (92%)	1.10	19 (15%) 1 1	64, 97, 128, 154	0
11	CN	119/129 (92%)	1.48	32 (26%) 0 0	79, 101, 134, 158	0
12	AO	125/132 (94%)	0.41	8 (6%) 19 6	63, 73, 105, 151	0
12	CO	125/132 (94%)	1.07	27 (21%) 0 0	75, 98, 124, 160	0

*Continued on next page...*

Continued from previous page...

Mol	Chain	Analysed	<RSRZ>	#RSRZ>2	OWAB(Å <sup>2</sup> )	Q<0.9
13	AP	116/126 (92%)	-0.14	4 (3%) 45 19	86, 117, 136, 145	0
13	CP	117/126 (92%)	0.44	11 (9%) 8 3	106, 146, 161, 164	0
14	AQ	60/61 (98%)	-0.12	0 100 100	86, 101, 115, 126	0
14	CQ	60/61 (98%)	0.94	11 (18%) 1 0	118, 132, 146, 153	0
15	AR	88/89 (98%)	0.04	2 (2%) 60 31	72, 93, 114, 117	0
15	CR	88/89 (98%)	0.03	2 (2%) 60 31	73, 104, 127, 133	0
16	AS	84/88 (95%)	-0.37	0 100 100	90, 107, 133, 165	0
16	CS	84/88 (95%)	-0.34	0 100 100	81, 96, 120, 153	0
17	AT	100/105 (95%)	-0.21	1 (1%) 82 59	82, 100, 118, 130	0
17	CT	100/105 (95%)	-0.24	1 (1%) 82 59	82, 102, 125, 137	0
18	AU	72/88 (81%)	1.10	12 (16%) 1 0	78, 99, 132, 159	0
18	CU	72/88 (81%)	1.08	12 (16%) 1 0	85, 106, 144, 157	0
19	AV	78/93 (83%)	0.19	2 (2%) 56 27	100, 122, 137, 144	0
19	CV	78/93 (83%)	0.78	12 (15%) 2 1	136, 154, 174, 177	0
20	AW	99/106 (93%)	-0.44	0 100 100	93, 115, 144, 155	0
20	CW	99/106 (93%)	-0.23	0 100 100	83, 109, 143, 157	0
21	AX	25/27 (92%)	-0.63	0 100 100	88, 109, 125, 147	0
21	CX	25/27 (92%)	0.03	1 (4%) 38 15	112, 133, 148, 160	0
22	AB	87/87 (100%)	1.67	29 (33%) 0 0	78, 145, 185, 196	0
22	CB	87/87 (100%)	4.00	55 (63%) 0 0	92, 148, 188, 200	0
23	AC	77/77 (100%)	-0.36	0 100 100	63, 100, 132, 147	0
23	AD	77/77 (100%)	0.15	3 (3%) 39 15	71, 218, 232, 234	0
23	CC	77/77 (100%)	-0.20	1 (1%) 77 51	73, 107, 141, 153	0
23	CD	77/77 (100%)	0.64	12 (15%) 2 1	77, 219, 231, 234	0
24	A1	10/10 (100%)	0.53	2 (20%) 1 0	67, 81, 112, 112	0
24	C1	10/10 (100%)	0.51	2 (20%) 1 0	81, 98, 118, 124	0
25	BA	2912/2912 (100%)	-0.30	36 (1%) 79 54	36, 66, 200, 234	0
25	DA	2907/2912 (99%)	-0.26	48 (1%) 70 41	45, 80, 220, 235	0
26	BB	122/122 (100%)	-0.60	1 (0%) 86 65	66, 91, 110, 169	0
26	DB	122/122 (100%)	-0.47	1 (0%) 86 65	84, 120, 141, 189	0
27	BD	272/276 (98%)	0.09	1 (0%) 92 79	35, 57, 79, 96	0

Continued on next page...

Continued from previous page...

Mol	Chain	Analysed	<RSRZ>	#RSRZ>2	OWAB(Å <sup>2</sup> )	Q<0.9
27	DD	272/276 (98%)	0.37	9 (3%) 46 20	42, 67, 88, 119	0
28	BE	205/206 (99%)	0.42	15 (7%) 15 4	42, 77, 123, 132	0
28	DE	205/206 (99%)	0.24	11 (5%) 25 9	52, 88, 137, 159	0
29	BF	202/210 (96%)	-0.13	1 (0%) 91 75	38, 70, 108, 123	0
29	DF	208/210 (99%)	0.59	20 (9%) 8 2	48, 94, 152, 175	0
30	BG	181/182 (99%)	0.69	17 (9%) 8 3	81, 101, 130, 142	0
30	DG	181/182 (99%)	1.21	44 (24%) 0 0	112, 135, 155, 162	0
31	BH	170/180 (94%)	0.45	11 (6%) 18 5	74, 104, 121, 146	0
31	DH	170/180 (94%)	1.06	38 (22%) 0 0	148, 188, 209, 218	0
32	BK	146/148 (98%)	0.22	4 (2%) 54 26	69, 121, 137, 142	0
32	DK	146/148 (98%)	0.38	11 (7%) 14 4	77, 120, 143, 150	0
33	BM	138/140 (98%)	0.09	2 (1%) 75 49	57, 81, 116, 129	0
33	DM	138/140 (98%)	0.11	4 (2%) 51 23	71, 102, 133, 143	0
34	BN	122/122 (100%)	0.35	1 (0%) 86 65	48, 67, 83, 97	0
34	DN	122/122 (100%)	0.42	2 (1%) 72 44	62, 82, 102, 118	0
35	BO	150/150 (100%)	-0.12	2 (1%) 77 51	42, 77, 106, 153	0
35	DO	150/150 (100%)	0.95	27 (18%) 1 0	44, 99, 135, 171	0
36	BP	141/141 (100%)	0.44	11 (7%) 13 4	52, 78, 99, 125	0
36	DP	141/141 (100%)	0.90	24 (17%) 1 0	58, 98, 129, 148	0
37	B0	118/118 (100%)	0.33	1 (0%) 86 65	50, 76, 94, 110	0
37	D0	117/118 (99%)	0.01	2 (1%) 70 41	50, 74, 97, 113	0
38	BQ	111/112 (99%)	0.36	4 (3%) 42 17	70, 88, 110, 127	0
38	DQ	111/112 (99%)	0.41	9 (8%) 12 3	83, 117, 139, 159	0
39	BR	137/146 (93%)	0.19	4 (2%) 51 23	60, 82, 134, 163	0
39	DR	137/146 (93%)	0.18	5 (3%) 42 17	69, 93, 154, 174	0
40	B1	117/118 (99%)	-0.19	2 (1%) 70 41	44, 70, 101, 132	0
40	D1	117/118 (99%)	0.23	2 (1%) 70 41	58, 89, 131, 152	0
41	B2	101/101 (100%)	0.08	3 (2%) 50 22	48, 92, 115, 132	0
41	D2	101/101 (100%)	0.78	13 (12%) 3 1	58, 115, 133, 142	0
42	BS	113/113 (100%)	0.05	4 (3%) 44 18	41, 65, 97, 147	0
42	DS	113/113 (100%)	0.06	2 (1%) 68 40	54, 69, 104, 148	0

Continued on next page...

Continued from previous page...

Mol	Chain	Analysed	<RSRZ>	#RSRZ>2	OWAB(Å <sup>2</sup> )	Q<0.9
43	BT	92/96 (95%)	0.10	2 (2%) 62 33	49, 63, 87, 104	0
43	DT	92/96 (95%)	0.21	5 (5%) 25 9	64, 80, 104, 121	0
44	BU	102/110 (92%)	0.37	7 (6%) 16 5	67, 92, 142, 159	0
44	DU	102/110 (92%)	1.12	24 (23%) 0 0	82, 109, 160, 176	0
45	BV	175/206 (84%)	1.67	58 (33%) 0 0	80, 117, 179, 183	0
45	DV	179/206 (86%)	2.69	96 (53%) 0 0	110, 151, 199, 206	0
46	B3	76/85 (89%)	-0.16	1 (1%) 77 51	52, 68, 83, 117	0
46	D3	77/85 (90%)	0.16	1 (1%) 77 51	65, 86, 108, 141	0
47	BZ	97/98 (98%)	0.27	9 (9%) 8 3	46, 64, 122, 151	0
47	DZ	97/98 (98%)	0.15	4 (4%) 37 14	54, 77, 126, 148	0
48	BW	66/72 (91%)	-0.00	1 (1%) 73 46	55, 73, 90, 120	0
48	DW	69/72 (95%)	0.27	4 (5%) 23 7	77, 100, 130, 167	0
49	BX	59/60 (98%)	0.11	2 (3%) 45 19	60, 75, 105, 120	0
49	DX	59/60 (98%)	0.62	2 (3%) 45 19	73, 98, 130, 153	0
50	B4	66/71 (92%)	1.49	18 (27%) 0 0	111, 146, 164, 173	0
50	D4	63/71 (88%)	3.03	43 (68%) 0 0	140, 176, 185, 191	0
51	B5	59/60 (98%)	0.93	11 (18%) 1 0	43, 80, 163, 168	0
51	D5	58/60 (96%)	0.43	6 (10%) 6 2	52, 78, 167, 178	0
52	B6	45/54 (83%)	2.85	27 (60%) 0 0	105, 134, 156, 160	0
52	D6	45/54 (83%)	3.12	30 (66%) 0 0	121, 156, 173, 176	0
53	B7	49/49 (100%)	-0.10	2 (4%) 37 14	35, 45, 88, 118	0
53	D7	49/49 (100%)	0.26	3 (6%) 21 7	44, 54, 112, 131	0
54	B8	61/65 (93%)	-0.04	1 (1%) 72 44	51, 64, 81, 102	0
54	D8	61/65 (93%)	0.60	4 (6%) 18 5	65, 79, 94, 123	0
All	All	21104/21634 (97%)	0.11	1258 (5%) 21 7	35, 96, 177, 235	0

All (1258) RSRZ outliers are listed below:

Mol	Chain	Res	Type	RSRZ
22	CB	54	G	18.7
22	CB	53	A	15.6
22	CB	55	G	14.7
45	DV	147	GLY	14.5
22	CB	52	U	14.5

Continued on next page...

*Continued from previous page...*

<b>Mol</b>	<b>Chain</b>	<b>Res</b>	<b>Type</b>	<b>RSRZ</b>
35	DO	150	ALA	14.4
22	CB	51	A	13.9
45	DV	179	ASP	13.8
29	DF	1	MET	13.4
22	CB	82	G	13.3
25	DA	654(J)	A	12.2
45	DV	112	ARG	12.1
12	AO	129	ALA	11.6
22	CB	47	C	11.4
22	CB	17	U	11.2
25	BA	2901	C	10.9
51	B5	54	GLY	10.7
51	B5	2	ALA	10.2
25	DA	654(I)	C	10.1
22	CB	48	C	10.1
22	CB	56	G	10.0
22	CB	16	U	9.8
35	DO	149	GLU	9.5
52	D6	13	CYS	9.5
11	CN	129	SER	9.5
29	DF	208	GLY	9.5
22	CB	50	A	9.5
11	CN	13	GLN	9.3
12	CO	129	ALA	9.1
25	BA	2798	C	9.0
22	CB	49	C	8.7
22	CB	57	C	8.7
45	DV	146	ILE	8.7
25	DA	654(K)	C	8.5
25	BA	654(K)	C	8.5
31	DH	99	VAL	8.5
22	CB	46	G	8.4
53	B7	49	ARG	8.4
11	AN	12	ARG	8.4
11	AN	11	LYS	8.4
28	BE	205	ALA	8.2
11	AN	129	SER	8.1
28	DE	69	LYS	8.0
25	BA	2	G	8.0
25	BA	1536	A	7.9
45	DV	148	ASP	7.9
50	D4	42	PHE	7.9

*Continued on next page...*



*Continued from previous page...*

<b>Mol</b>	<b>Chain</b>	<b>Res</b>	<b>Type</b>	<b>RSRZ</b>
45	DV	121	HIS	7.9
22	CB	81	G	7.8
18	CU	88	LYS	7.8
51	B5	59	GLU	7.8
28	BE	79	ARG	7.8
22	CB	83	U	7.7
25	BA	654(J)	A	7.7
52	D6	14	THR	7.7
22	AB	51	A	7.6
52	B6	19	ARG	7.6
1	AA	86	U	7.5
45	DV	172	ALA	7.4
22	CB	80	C	7.4
22	AB	84	A	7.3
50	D4	40	HIS	7.3
25	BA	1	G	7.3
53	D7	49	ARG	7.2
51	D5	59	GLU	7.2
45	DV	142	SER	7.2
47	BZ	98	LEU	7.2
35	DO	110	TYR	7.2
36	DP	1	MET	7.2
25	DA	2901	C	7.1
31	BH	155	SER	7.1
50	D4	12	ALA	7.1
18	AU	88	LYS	7.1
50	D4	10	VAL	7.0
52	B6	42	TRP	6.9
45	DV	178	GLU	6.9
50	D4	28	LYS	6.7
30	DG	108	ASN	6.7
30	DG	139	LEU	6.7
50	D4	63	TYR	6.7
25	DA	654(L)	G	6.7
22	AB	52	U	6.6
30	DG	34	LEU	6.6
22	AB	83	U	6.6
52	B6	50	ARG	6.6
13	CP	6	GLY	6.5
22	AB	53	A	6.5
28	DE	59	VAL	6.5
52	D6	52	VAL	6.5

*Continued on next page...*

*Continued from previous page...*

<b>Mol</b>	<b>Chain</b>	<b>Res</b>	<b>Type</b>	<b>RSRZ</b>
25	BA	2902	C	6.5
45	DV	107	THR	6.5
45	DV	111	VAL	6.4
28	DE	70	ALA	6.4
25	DA	2798	C	6.4
41	D2	45	THR	6.3
22	CB	4	G	6.3
44	DU	49	VAL	6.3
38	DQ	60	GLY	6.3
50	D4	54	GLY	6.3
45	DV	141	VAL	6.3
25	DA	2799	A	6.3
45	DV	173	ALA	6.2
25	BA	2799	A	6.2
45	DV	176	PRO	6.2
12	CO	64	TYR	6.2
45	DV	168	GLU	6.1
3	CF	146	ALA	6.1
13	CP	4	ILE	6.1
17	CT	101	ARG	6.1
11	CN	12	ARG	6.1
25	BA	4	C	6.1
52	D6	21	TYR	6.1
45	BV	107	THR	6.0
45	DV	152	ALA	6.0
45	DV	144	LEU	6.0
23	CD	18	C	6.0
13	CP	7	VAL	6.0
44	DU	52	SER	6.0
31	DH	48	GLY	5.9
51	B5	60	VAL	5.9
52	D6	42	TRP	5.9
3	CF	108	ASN	5.9
25	DA	654(F)	C	5.9
3	CF	60	ALA	5.9
51	B5	53	ALA	5.9
52	D6	50	ARG	5.9
22	AB	54	G	5.9
22	AB	1	G	5.9
25	BA	2900	A	5.9
51	B5	55	ARG	5.8
45	DV	145	GLU	5.8

*Continued on next page...*

*Continued from previous page...*

<b>Mol</b>	<b>Chain</b>	<b>Res</b>	<b>Type</b>	<b>RSRZ</b>
29	DF	12	LEU	5.8
45	DV	55	HIS	5.8
45	DV	155	LEU	5.7
25	DA	654(H)	G	5.7
45	DV	119	GLU	5.7
42	BS	113	LYS	5.7
45	DV	138	GLU	5.7
25	BA	2797	U	5.7
25	DA	654(O)	G	5.7
35	BO	149	GLU	5.7
44	DU	48	ALA	5.7
25	DA	1177	A	5.7
30	BG	2	PRO	5.6
40	B1	118	GLY	5.6
50	D4	29	PRO	5.6
22	CB	1	G	5.6
45	DV	149	SER	5.6
45	DV	113	ALA	5.6
11	CN	31	THR	5.6
51	D5	53	ALA	5.6
22	CB	87	A	5.6
25	DA	654(M)	C	5.5
31	DH	32	GLU	5.5
45	BV	106	GLY	5.5
52	B6	29	ASN	5.5
25	DA	887	A	5.5
45	DV	177	PRO	5.5
51	D5	60	VAL	5.5
45	DV	9	TYR	5.4
25	BA	1534	G	5.4
30	BG	182	LYS	5.4
45	DV	162	GLU	5.4
52	B6	18	ARG	5.4
52	D6	26	ASN	5.4
13	CP	5	ALA	5.4
45	DV	150	LEU	5.4
22	CB	58	U	5.3
40	B1	117	GLN	5.3
23	AD	18	C	5.3
41	B2	36	PRO	5.3
28	BE	204	ALA	5.3
18	CU	46	GLU	5.3

*Continued on next page...*

*Continued from previous page...*

<b>Mol</b>	<b>Chain</b>	<b>Res</b>	<b>Type</b>	<b>RSRZ</b>
54	D8	35	GLN	5.3
52	B6	53	LYS	5.3
25	BA	3	U	5.2
25	BA	163	U	5.2
50	D4	13	ARG	5.2
25	BA	654(L)	G	5.2
52	B6	13	CYS	5.2
45	BV	142	SER	5.2
45	BV	171	ILE	5.2
22	AB	48	C	5.1
45	BV	172	ALA	5.1
50	D4	55	ARG	5.1
11	AN	81	ASP	5.0
52	B6	34	LEU	5.0
7	AJ	84	ASN	5.0
25	DA	1176	G	5.0
35	DO	148	LEU	5.0
45	BV	170	THR	4.9
23	CD	37	U	4.9
52	D6	27	LYS	4.9
45	DV	143	GLY	4.9
12	CO	128	ALA	4.9
51	B5	58	LEU	4.9
2	AE	77	ALA	4.9
25	BA	2899	G	4.9
25	DA	1535	U	4.9
2	CE	5	ILE	4.9
42	DS	113	LYS	4.9
44	DU	47	LYS	4.9
3	CF	53	ALA	4.9
7	AJ	78	ARG	4.8
24	C1	14	U	4.8
25	DA	2797	U	4.8
22	CB	84	A	4.8
3	CF	79	ARG	4.8
15	CR	2	PRO	4.8
30	BG	80	PHE	4.8
5	AH	5	ASP	4.8
50	D4	41	PRO	4.8
46	D3	85	ALA	4.7
28	DE	54	GLN	4.7
50	D4	24	THR	4.7

*Continued on next page...*

*Continued from previous page...*

<b>Mol</b>	<b>Chain</b>	<b>Res</b>	<b>Type</b>	<b>RSRZ</b>
50	D4	7	PRO	4.7
47	BZ	96	LYS	4.7
50	B4	31	ILE	4.7
30	DG	39	ILE	4.7
27	DD	26	LYS	4.7
46	B3	85	ALA	4.7
29	DF	11	VAL	4.7
52	D6	49	HIS	4.7
45	DV	56	VAL	4.7
7	CJ	86	GLN	4.7
52	D6	23	THR	4.7
29	DF	2	LYS	4.7
44	DU	46	LYS	4.7
45	DV	137	ILE	4.6
52	D6	22	ALA	4.6
45	BV	99	TYR	4.6
44	BU	52	SER	4.6
50	D4	30	GLU	4.6
12	AO	128	ALA	4.6
18	CU	42	ARG	4.6
18	CU	26	LEU	4.6
52	D6	30	THR	4.6
45	BV	60	GLU	4.6
52	B6	20	ASN	4.6
22	CB	19	G	4.6
45	DV	68	PRO	4.6
25	DA	2	G	4.6
24	A1	14	U	4.6
47	DZ	98	LEU	4.6
52	B6	26	ASN	4.6
22	AB	18	G	4.6
45	DV	169	GLU	4.5
22	CB	18	G	4.5
18	CU	23	LYS	4.5
52	D6	51	GLU	4.5
11	CN	11	LYS	4.5
25	DA	888	C	4.5
45	DV	50	GLN	4.5
45	BV	146	ILE	4.5
23	CD	38	A	4.5
3	CF	206	GLU	4.5
25	DA	2902	C	4.5

*Continued on next page...*

*Continued from previous page...*

<b>Mol</b>	<b>Chain</b>	<b>Res</b>	<b>Type</b>	<b>RSRZ</b>
45	BV	108	PRO	4.5
25	DA	2899	G	4.5
47	DZ	96	LYS	4.4
36	DP	66	ILE	4.4
44	DU	29	GLU	4.4
2	AE	96	ARG	4.4
50	B4	3	GLU	4.4
22	AB	16	U	4.4
35	DO	106	LEU	4.4
44	DU	45	VAL	4.4
23	CD	16	C	4.4
50	D4	8	LYS	4.3
6	AI	48	LEU	4.3
7	AJ	85	TYR	4.3
39	BR	1	MET	4.3
53	B7	48	LYS	4.3
44	DU	50	ARG	4.3
38	DQ	108	GLY	4.3
4	AG	167	GLY	4.3
45	BV	1	MET	4.3
54	B8	37	SER	4.3
52	D6	53	LYS	4.3
45	DV	106	GLY	4.3
52	B6	23	THR	4.3
45	DV	109	ALA	4.2
45	BV	153	SER	4.2
6	AI	57	GLN	4.2
30	DG	58	GLN	4.2
25	DA	2900	A	4.2
22	AB	79	U	4.2
32	DK	146	ALA	4.2
31	DH	128	PRO	4.2
50	D4	37	SER	4.2
42	BS	111	HIS	4.2
25	BA	2795	G	4.2
52	B6	49	HIS	4.2
45	BV	70	LEU	4.1
23	CD	40	C	4.1
45	DV	110	GLY	4.1
45	DV	171	ILE	4.1
3	CF	103	VAL	4.1
50	D4	9	LEU	4.1

*Continued on next page...*

*Continued from previous page...*

Mol	Chain	Res	Type	RSRZ
22	AB	49	C	4.1
7	CJ	82	GLY	4.1
9	CL	115	GLY	4.1
22	AB	17	U	4.1
31	DH	98	LEU	4.1
36	DP	105	GLU	4.1
30	DG	82	LEU	4.1
22	CB	22	G	4.0
11	AN	82	VAL	4.0
49	BX	60	GLU	4.0
3	AF	72	LYS	4.0
31	BH	3	ARG	4.0
31	DH	95	ARG	4.0
44	DU	58	GLY	4.0
45	DV	139	VAL	4.0
3	CF	109	PRO	4.0
3	CF	198	VAL	4.0
45	DV	116	VAL	4.0
25	DA	654(G)	C	4.0
45	DV	118	GLN	4.0
50	B4	28	LYS	4.0
14	CQ	25	VAL	4.0
45	DV	57	ILE	4.0
23	CD	17	C	3.9
44	DU	63	LYS	3.9
45	BV	164	ALA	3.9
3	CF	204	LEU	3.9
4	AG	181	MET	3.9
3	CF	64	VAL	3.9
22	CB	21	A	3.9
31	DH	45	VAL	3.9
25	DA	1509	C	3.9
50	D4	6	HIS	3.9
45	BV	66	SER	3.9
52	D6	24	GLU	3.9
2	CE	240	GLN	3.9
45	DV	122	ARG	3.9
22	AB	55	G	3.9
25	BA	654(P)	G	3.9
2	CE	232	PRO	3.9
12	CO	127	GLU	3.9
22	CB	5	A	3.9

*Continued on next page...*

*Continued from previous page...*

<b>Mol</b>	<b>Chain</b>	<b>Res</b>	<b>Type</b>	<b>RSRZ</b>
48	BW	43	GLN	3.9
22	AB	56	G	3.9
35	DO	125	VAL	3.8
45	DV	70	LEU	3.8
36	DP	104	PHE	3.8
45	BV	145	GLU	3.8
25	BA	5	A	3.8
45	DV	5	LEU	3.8
3	AF	201	TYR	3.8
54	D8	34	TRP	3.8
42	DS	112	GLY	3.8
45	BV	160	GLY	3.8
17	AT	101	ARG	3.8
22	CB	77	C	3.8
3	CF	56	ASP	3.8
13	CP	8	GLU	3.8
45	BV	2	GLU	3.8
52	B6	47	THR	3.8
50	B4	40	HIS	3.8
3	AF	131	ARG	3.8
50	D4	50	VAL	3.8
45	BV	173	ALA	3.8
36	BP	91	GLU	3.8
45	DV	51	ALA	3.8
30	BG	137	GLU	3.8
45	DV	140	ASP	3.8
31	DH	126	PRO	3.8
35	BO	150	ALA	3.8
35	DO	118	GLY	3.8
41	D2	91	TYR	3.8
5	AH	6	PHE	3.8
50	B4	64	GLY	3.7
33	BM	134	ARG	3.7
45	BV	4	ARG	3.7
43	DT	92	LEU	3.7
3	CF	10	PHE	3.7
4	AG	163	GLU	3.7
31	DH	155	SER	3.7
31	DH	29	PRO	3.7
35	DO	92	GLU	3.7
45	DV	4	ARG	3.7
45	DV	154	ASP	3.7

*Continued on next page...*



*Continued from previous page...*

Mol	Chain	Res	Type	RSRZ
5	CH	6	PHE	3.7
51	B5	57	VAL	3.7
3	CF	144	SER	3.7
44	DU	59	GLY	3.7
52	B6	43	CYS	3.7
52	D6	45	LYS	3.7
7	CJ	78	ARG	3.7
50	D4	45	GLY	3.7
44	DU	53	PRO	3.7
31	DH	96	ALA	3.7
36	BP	136	ALA	3.7
45	BV	5	LEU	3.6
52	D6	41	PRO	3.6
30	DG	138	GLN	3.6
48	DW	43	GLN	3.6
29	DF	21	ALA	3.6
45	DV	153	SER	3.6
19	CV	80	TYR	3.6
11	AN	128	ALA	3.6
35	DO	64	LYS	3.6
3	AF	193	TYR	3.6
27	DD	40	THR	3.6
45	DV	170	THR	3.6
4	AG	168	ARG	3.6
3	CF	135	LYS	3.6
25	DA	654(N)	G	3.6
6	AI	46	ARG	3.6
30	BG	88	ILE	3.6
23	CD	39	A	3.6
30	DG	178	PHE	3.6
11	AN	21	ILE	3.6
22	CB	24	C	3.6
3	CF	65	ALA	3.6
12	CO	28	LYS	3.6
50	D4	47	GLN	3.6
50	D4	27	THR	3.6
30	DG	2	PRO	3.6
3	CF	143	GLU	3.6
51	D5	54	GLY	3.6
36	DP	65	PHE	3.6
31	DH	24	VAL	3.6
12	CO	60	LEU	3.6

*Continued on next page...*

*Continued from previous page...*

<b>Mol</b>	<b>Chain</b>	<b>Res</b>	<b>Type</b>	<b>RSRZ</b>
45	BV	150	LEU	3.6
45	BV	155	LEU	3.6
36	DP	86	GLY	3.5
45	BV	117	LEU	3.5
1	CA	1029	G	3.5
45	DV	52	SER	3.5
2	CE	156	LYS	3.5
29	DF	10	PRO	3.5
45	BV	168	GLU	3.5
25	BA	654(H)	G	3.5
45	DV	163	LEU	3.5
6	AI	47	ARG	3.5
32	DK	125	GLU	3.5
43	DT	89	ILE	3.5
45	DV	95	PRO	3.5
11	CN	50	TYR	3.5
25	DA	1536	A	3.5
18	AU	28	GLU	3.5
44	BU	99	CYS	3.5
44	DU	44	ILE	3.5
50	D4	56	VAL	3.5
18	CU	27	GLY	3.5
22	CB	78	C	3.5
45	BV	133	ILE	3.5
11	AN	36	ASP	3.5
31	DH	103	LEU	3.5
1	AA	85	U	3.5
31	BH	18	GLU	3.5
45	DV	108	PRO	3.5
13	CP	66	LEU	3.4
18	CU	87	ARG	3.4
26	BB	1(M)	A	3.4
44	DU	62	GLU	3.4
6	AI	55	ASP	3.4
52	D6	25	LYS	3.4
12	CO	32	PHE	3.4
30	DG	41	GLN	3.4
31	DH	115	VAL	3.4
3	CF	77	ILE	3.4
30	DG	157	ILE	3.4
1	AA	345	C	3.4
25	BA	654(F)	C	3.4

*Continued on next page...*

*Continued from previous page...*

<b>Mol</b>	<b>Chain</b>	<b>Res</b>	<b>Type</b>	<b>RSRZ</b>
29	DF	20	LEU	3.4
50	D4	31	ILE	3.4
2	CE	165	VAL	3.4
14	CQ	39	LEU	3.4
43	BT	92	LEU	3.4
22	AB	21	A	3.4
41	D2	80	GLN	3.4
6	AI	101	ALA	3.4
7	AJ	153	HIS	3.4
22	CB	45	U	3.4
23	CD	35	C	3.4
49	DX	60	GLU	3.4
39	DR	106	SER	3.4
3	CF	102	ASN	3.4
31	DH	52	VAL	3.4
52	D6	9	LEU	3.4
3	AF	200	ALA	3.4
30	DG	146	TYR	3.4
52	B6	21	TYR	3.4
3	CF	131	ARG	3.4
11	CN	36	ASP	3.3
11	CN	128	ALA	3.3
28	DE	205	ALA	3.3
29	DF	207	GLY	3.3
22	AB	81	G	3.3
35	DO	123	LEU	3.3
35	DO	147	LEU	3.3
4	CG	35	ARG	3.3
22	CB	85	C	3.3
30	DG	177	GLY	3.3
25	DA	3	U	3.3
30	DG	182	LYS	3.3
3	CF	177	THR	3.3
30	BG	135	LEU	3.3
19	CV	78	ARG	3.3
11	CN	28	THR	3.3
11	CN	109	VAL	3.3
13	CP	3	ARG	3.3
45	DV	156	LYS	3.3
50	B4	39	CYS	3.3
30	DG	142	PRO	3.3
52	D6	18	ARG	3.3

*Continued on next page...*

*Continued from previous page...*

<b>Mol</b>	<b>Chain</b>	<b>Res</b>	<b>Type</b>	<b>RSRZ</b>
50	D4	3	GLU	3.3
22	CB	79	U	3.3
30	DG	152	LEU	3.3
25	DA	885	C	3.3
3	CF	147	LYS	3.3
7	AJ	154	TYR	3.3
2	CE	6	THR	3.3
25	BA	654(G)	C	3.3
36	DP	141	GLN	3.3
35	DO	94	GLU	3.3
39	DR	1	MET	3.3
50	D4	22	ILE	3.2
31	DH	25	LYS	3.2
30	DG	62	LEU	3.2
30	DG	133	LEU	3.2
44	DU	88	LYS	3.2
50	D4	18	CYS	3.2
38	DQ	56	LEU	3.2
22	CB	68	A	3.2
22	CB	72	C	3.2
52	B6	46	HIS	3.2
12	CO	68	ALA	3.2
45	DV	92	SER	3.2
3	AF	135	LYS	3.2
10	AM	6	ILE	3.2
12	CO	37	CYS	3.2
25	DA	1064	C	3.2
45	DV	28	MET	3.2
44	BU	50	ARG	3.2
22	AB	57	C	3.2
2	CE	70	PHE	3.2
31	DH	150	ALA	3.2
14	CQ	34	TYR	3.2
22	AB	50	A	3.2
3	CF	78	GLY	3.2
45	DV	53	ILE	3.2
22	CB	9	G	3.2
2	CE	163	PHE	3.2
28	BE	90	THR	3.2
47	BZ	93	GLU	3.2
1	CA	85	U	3.2
4	AG	169	LYS	3.2

*Continued on next page...*

*Continued from previous page...*

Mol	Chain	Res	Type	RSRZ
15	AR	89	GLY	3.2
27	DD	35	LYS	3.2
45	DV	91	LEU	3.2
45	BV	98	MET	3.2
31	DH	43	VAL	3.2
12	AO	64	TYR	3.2
43	DT	69	TYR	3.2
3	CF	155	GLY	3.1
25	DA	1067	A	3.1
44	DU	5	MET	3.1
45	DV	128	VAL	3.1
45	DV	6	LYS	3.1
14	CQ	53	LEU	3.1
41	D2	36	PRO	3.1
45	DV	7	ALA	3.1
47	BZ	92	LYS	3.1
3	CF	185	GLY	3.1
45	DV	93	ASP	3.1
30	DG	37	VAL	3.1
31	DH	125	VAL	3.1
18	CU	43	PHE	3.1
22	AB	82	G	3.1
19	CV	44	MET	3.1
11	CN	89	ALA	3.1
50	B4	55	ARG	3.1
12	CO	69	TYR	3.1
45	BV	59	LEU	3.1
3	AF	82	GLU	3.1
29	DF	14	PRO	3.1
44	DU	79	CYS	3.1
2	CE	233	SER	3.1
22	CB	86	C	3.1
25	DA	654(P)	G	3.1
25	DA	1093	G	3.1
28	DE	78	LEU	3.1
50	D4	26	SER	3.1
7	CJ	79	ARG	3.1
18	AU	78	LEU	3.1
6	CI	55	ASP	3.1
30	DG	90	LEU	3.1
47	BZ	94	LEU	3.1
36	DP	63	LYS	3.0

*Continued on next page...*

*Continued from previous page...*

<b>Mol</b>	<b>Chain</b>	<b>Res</b>	<b>Type</b>	<b>RSRZ</b>
18	AU	42	ARG	3.0
36	BP	140	ALA	3.0
23	CC	1	C	3.0
33	DM	1	MET	3.0
50	D4	39	CYS	3.0
18	AU	19	LYS	3.0
30	DG	75	LYS	3.0
50	D4	25	TYR	3.0
11	CN	21	ILE	3.0
14	CQ	38	GLY	3.0
50	D4	46	GLN	3.0
3	CF	63	ASN	3.0
39	BR	2	ASN	3.0
25	DA	4	C	3.0
45	DV	96	VAL	3.0
45	BV	113	ALA	3.0
47	DZ	97	LEU	3.0
19	CV	43	GLU	3.0
29	DF	27	GLU	3.0
3	CF	45	LYS	3.0
45	DV	120	ILE	3.0
3	AF	94	LEU	3.0
3	CF	6	HIS	3.0
22	CB	76	U	3.0
45	BV	88	PHE	3.0
32	BK	113	ARG	3.0
3	AF	167	TRP	3.0
45	DV	1	MET	3.0
2	CE	4	GLU	3.0
3	AF	79	ARG	3.0
50	B4	25	TYR	3.0
3	AF	87	LEU	3.0
15	CR	15	PHE	3.0
3	AF	166	GLU	3.0
45	BV	157	LEU	2.9
3	CF	52	LEU	2.9
2	CE	160	ASP	2.9
53	D7	47	ARG	2.9
3	CF	199	LYS	2.9
35	DO	105	LEU	2.9
41	D2	12	TYR	2.9
23	CD	36	A	2.9

*Continued on next page...*

*Continued from previous page...*

<b>Mol</b>	<b>Chain</b>	<b>Res</b>	<b>Type</b>	<b>RSRZ</b>
35	DO	124	LYS	2.9
50	B4	4	GLY	2.9
31	DH	76	VAL	2.9
6	AI	58	GLY	2.9
12	CO	55	VAL	2.9
47	BZ	97	LEU	2.9
18	AU	21	LYS	2.9
31	DH	123	PHE	2.9
52	B6	35	GLU	2.9
25	BA	277	C	2.9
25	BA	654(I)	C	2.9
3	CF	66	VAL	2.9
41	D2	40	LEU	2.9
45	BV	116	VAL	2.9
12	AO	28	LYS	2.9
4	AG	24	GLU	2.9
4	CG	179	GLU	2.9
52	D6	36	LEU	2.9
14	CQ	50	LYS	2.9
22	CB	61	C	2.9
25	BA	2898	U	2.9
51	D5	58	LEU	2.9
12	CO	65	GLU	2.9
25	DA	654(E)	C	2.9
45	DV	151	HIS	2.9
4	CG	161	ASN	2.9
7	CJ	32	ARG	2.9
22	AB	46	G	2.9
28	DE	76	ARG	2.9
30	DG	36	LYS	2.9
36	DP	33	GLY	2.9
6	CI	67	MET	2.9
48	DW	44	LEU	2.9
31	DH	33	LEU	2.9
12	CO	62	SER	2.8
50	D4	33	VAL	2.8
39	DR	2	ASN	2.8
11	CN	99	GLN	2.8
39	BR	21	GLU	2.8
31	DH	49	VAL	2.8
50	D4	44	THR	2.8
12	CO	77	LEU	2.8

*Continued on next page...*

*Continued from previous page...*

<b>Mol</b>	<b>Chain</b>	<b>Res</b>	<b>Type</b>	<b>RSRZ</b>
45	DV	117	LEU	2.8
3	AF	199	LYS	2.8
31	DH	152	ARG	2.8
2	CE	29	ALA	2.8
52	D6	12	GLU	2.8
45	BV	149	SER	2.8
19	CV	79	THR	2.8
44	BU	53	PRO	2.8
50	D4	32	TYR	2.8
21	CX	2	GLY	2.8
36	DP	102	VAL	2.8
3	CF	205	GLY	2.8
25	DA	883	G	2.8
45	BV	96	VAL	2.8
45	DV	124	ILE	2.8
32	BK	146	ALA	2.8
50	B4	12	ALA	2.8
3	CF	145	GLY	2.8
6	AI	59	TYR	2.8
33	BM	130	HIS	2.8
36	BP	32	TYR	2.8
45	DV	54	HIS	2.8
4	AG	111	ALA	2.8
7	CJ	154	TYR	2.8
11	CN	58	PRO	2.8
41	D2	26	ASP	2.8
31	DH	18	GLU	2.8
3	AF	78	GLY	2.8
3	AF	151	VAL	2.8
3	CF	138	VAL	2.8
45	BV	148	ASP	2.8
22	AB	4	G	2.7
25	DA	2795	G	2.7
50	B4	63	TYR	2.7
45	BV	101	PRO	2.7
45	BV	63	ASP	2.7
12	CO	56	ALA	2.7
1	AA	344	A	2.7
6	CI	39	LYS	2.7
41	B2	27	ALA	2.7
50	B4	65	ASP	2.7
10	AM	10	GLY	2.7

*Continued on next page...*



*Continued from previous page...*

<b>Mol</b>	<b>Chain</b>	<b>Res</b>	<b>Type</b>	<b>RSRZ</b>
45	DV	27	VAL	2.7
22	CB	60	A	2.7
25	BA	2476	A	2.7
6	CI	36	ARG	2.7
13	AP	8	GLU	2.7
22	CB	20	U	2.7
24	C1	13	U	2.7
45	BV	166	SER	2.7
22	AB	20	U	2.7
38	DQ	2	ALA	2.7
3	CF	134	ILE	2.7
50	B4	5	ILE	2.7
4	CG	11	LEU	2.7
12	CO	126	LYS	2.7
22	CB	13	G	2.7
25	DA	1066	U	2.7
3	CF	105	GLU	2.7
10	CM	34	VAL	2.7
22	CB	67	C	2.7
29	BF	6	VAL	2.7
45	BV	169	GLU	2.7
50	D4	34	GLU	2.7
2	AE	107	THR	2.7
3	CF	178	LEU	2.7
19	CV	29	ARG	2.7
48	DW	72	ALA	2.7
7	CJ	81	GLY	2.6
30	DG	92	VAL	2.6
22	AB	61	C	2.6
30	DG	179	PRO	2.6
31	DH	71	LEU	2.6
11	AN	110	ASP	2.6
11	AN	13	GLN	2.6
30	DG	28	VAL	2.6
34	DN	65	THR	2.6
36	DP	7	MET	2.6
6	CI	35	ALA	2.6
11	AN	83	ILE	2.6
7	CJ	153	HIS	2.6
11	AN	98	LEU	2.6
50	D4	11	PRO	2.6
5	AH	9	LYS	2.6

*Continued on next page...*

*Continued from previous page...*

<b>Mol</b>	<b>Chain</b>	<b>Res</b>	<b>Type</b>	<b>RSRZ</b>
34	BN	112	MET	2.6
24	A1	13	U	2.6
45	DV	83	PRO	2.6
45	BV	104	PHE	2.6
19	CV	82	GLY	2.6
29	DF	13	SER	2.6
44	DU	86	ARG	2.6
45	BV	154	ASP	2.6
4	CG	158	ILE	2.6
11	CN	35	PRO	2.6
3	CF	72	LYS	2.6
2	CE	164	VAL	2.6
12	CO	35	GLY	2.6
36	BP	133	ARG	2.6
37	D0	69	ASP	2.6
5	AH	138	ALA	2.6
7	CJ	85	TYR	2.6
11	AN	18	ARG	2.6
11	CN	91	ARG	2.6
3	AF	139	GLN	2.6
11	AN	62	GLN	2.6
3	CF	200	ALA	2.6
3	AF	128	PHE	2.6
22	CB	2	C	2.6
45	DV	164	ALA	2.6
6	CI	38	GLU	2.6
35	DO	144	GLU	2.6
3	AF	202	ILE	2.6
12	CO	21	LYS	2.6
27	DD	135	PHE	2.6
11	CN	37	GLY	2.6
25	BA	546	C	2.6
7	CJ	156	TRP	2.6
11	CN	42	TRP	2.6
36	BP	132	VAL	2.6
50	D4	57	GLU	2.6
52	B6	12	GLU	2.6
11	CN	71	LYS	2.6
1	AA	84	U	2.6
45	DV	88	PHE	2.6
52	D6	39	TYR	2.6
30	DG	97	ASP	2.6

*Continued on next page...*

*Continued from previous page...*

<b>Mol</b>	<b>Chain</b>	<b>Res</b>	<b>Type</b>	<b>RSRZ</b>
3	AF	47	LEU	2.6
18	AU	87	ARG	2.6
33	DM	48	MET	2.6
30	DG	52	ILE	2.6
18	AU	41	LYS	2.6
50	B4	24	THR	2.6
30	DG	137	GLU	2.5
45	BV	38	TYR	2.5
13	AP	6	GLY	2.5
28	BE	193	GLY	2.5
30	DG	72	ARG	2.5
52	D6	28	ARG	2.5
5	CH	5	ASP	2.5
5	CH	80	ILE	2.5
54	D8	40	GLU	2.5
45	BV	165	VAL	2.5
28	BE	55	ASN	2.5
44	DU	60	PHE	2.5
41	B2	45	THR	2.5
52	B6	30	THR	2.5
14	CQ	51	GLY	2.5
51	D5	55	ARG	2.5
36	DP	32	TYR	2.5
2	CE	155	LEU	2.5
4	AG	21	LEU	2.5
36	DP	37	LEU	2.5
47	BZ	82	LEU	2.5
2	AE	66	GLY	2.5
3	AF	107	GLN	2.5
12	CO	38	THR	2.5
45	DV	104	PHE	2.5
3	CF	142	MET	2.5
18	CU	83	GLU	2.5
3	CF	201	TYR	2.5
11	CN	30	VAL	2.5
12	CO	39	VAL	2.5
32	BK	74	ASN	2.5
3	CF	8	ILE	2.5
36	DP	103	MET	2.5
45	BV	156	LYS	2.5
25	BA	654(E)	C	2.5
2	AE	188	ALA	2.5

*Continued on next page...*

*Continued from previous page...*

<b>Mol</b>	<b>Chain</b>	<b>Res</b>	<b>Type</b>	<b>RSRZ</b>
2	AE	228	GLY	2.5
29	DF	23	ASP	2.5
36	DP	62	GLY	2.5
3	CF	104	GLN	2.5
11	CN	51	LYS	2.5
45	BV	162	GLU	2.5
30	BG	82	LEU	2.5
30	DG	176	LEU	2.5
35	DO	88	LEU	2.5
3	CF	202	ILE	2.5
38	DQ	82	ILE	2.5
36	BP	1	MET	2.5
52	B6	14	THR	2.5
10	CM	10	GLY	2.5
45	BV	141	VAL	2.5
45	BV	161	VAL	2.5
45	DV	3	TYR	2.5
45	DV	125	LEU	2.5
50	B4	10	VAL	2.5
39	DR	35	LYS	2.5
36	DP	59	ARG	2.5
2	CE	102	LEU	2.5
19	AV	71	LEU	2.5
18	AU	80	PRO	2.5
35	DO	91	PHE	2.5
3	AF	56	ASP	2.5
3	CF	46	GLU	2.5
6	AI	52	ILE	2.5
35	DO	61	ARG	2.5
26	DB	1(M)	A	2.4
30	BG	103	LEU	2.4
42	BS	112	GLY	2.4
45	DV	102	LEU	2.4
3	CF	85	ARG	2.4
6	CI	69	GLU	2.4
30	BG	89	GLY	2.4
31	BH	26	VAL	2.4
38	DQ	109	GLY	2.4
52	D6	48	VAL	2.4
2	CE	41	ILE	2.4
4	AG	145	GLU	2.4
52	D6	29	ASN	2.4

*Continued on next page...*

*Continued from previous page...*

<b>Mol</b>	<b>Chain</b>	<b>Res</b>	<b>Type</b>	<b>RSRZ</b>
30	DG	86	MET	2.4
3	CF	41	GLY	2.4
6	CI	6	VAL	2.4
28	BE	7	VAL	2.4
45	BV	41	LEU	2.4
31	DH	97	ARG	2.4
30	BG	59	GLU	2.4
18	CU	86	VAL	2.4
9	CL	127	LYS	2.4
30	DG	25	TYR	2.4
31	BH	21	PRO	2.4
13	CP	65	LYS	2.4
45	BV	54	HIS	2.4
45	BV	123	ASP	2.4
3	AF	169	ALA	2.4
22	CB	7	G	2.4
50	B4	22	ILE	2.4
15	AR	88	ARG	2.4
3	CF	207	VAL	2.4
5	CH	31	LEU	2.4
30	DG	94	LEU	2.4
38	DQ	32	LEU	2.4
7	AJ	156	TRP	2.4
25	BA	1535	U	2.4
28	BE	89	ASP	2.4
3	AF	115	LEU	2.4
11	AN	14	VAL	2.4
40	D1	90	VAL	2.4
32	DK	86	THR	2.4
6	CI	66	GLU	2.4
45	DV	8	TYR	2.4
3	CF	91	LEU	2.4
10	AM	101	VAL	2.4
11	CN	98	LEU	2.4
18	AU	79	LEU	2.4
22	AB	3	C	2.4
3	CF	51	GLY	2.4
22	CB	70	G	2.4
29	DF	196	LEU	2.4
2	AE	233	SER	2.4
34	DN	58	VAL	2.4
50	D4	19	GLY	2.4

*Continued on next page...*

*Continued from previous page...*

<b>Mol</b>	<b>Chain</b>	<b>Res</b>	<b>Type</b>	<b>RSRZ</b>
50	D4	49	PHE	2.4
31	DH	36	PRO	2.4
43	DT	68	ARG	2.4
45	BV	163	LEU	2.4
29	DF	114	VAL	2.4
11	CN	104	GLN	2.4
45	DV	48	PHE	2.4
47	DZ	28	GLY	2.4
45	DV	46	LYS	2.4
52	D6	35	GLU	2.4
3	AF	182	ILE	2.4
5	AH	89	ILE	2.4
22	CB	3	C	2.4
9	AL	19	LEU	2.4
10	CM	100	THR	2.4
4	AG	102	ASP	2.3
4	AG	180	GLY	2.3
3	CF	71	ALA	2.3
45	BV	51	ALA	2.3
52	B6	9	LEU	2.3
41	D2	47	VAL	2.3
12	CO	54	LYS	2.3
28	BE	4	ILE	2.3
47	BZ	80	LEU	2.3
4	CG	17	VAL	2.3
6	CI	62	TRP	2.3
19	CV	28	LYS	2.3
23	CD	2	G	2.3
2	CE	231	GLU	2.3
1	CA	1035	A	2.3
6	CI	61	LEU	2.3
25	DA	654	A	2.3
36	DP	64	ILE	2.3
52	D6	10	LEU	2.3
6	CI	90	VAL	2.3
14	CQ	36	PHE	2.3
36	DP	106	VAL	2.3
28	BE	73	GLU	2.3
39	DR	104	ASN	2.3
41	D2	93	GLU	2.3
36	BP	25	ASP	2.3
2	AE	68	ILE	2.3

*Continued on next page...*

*Continued from previous page...*

<b>Mol</b>	<b>Chain</b>	<b>Res</b>	<b>Type</b>	<b>RSRZ</b>
3	AF	168	ALA	2.3
22	AB	47	C	2.3
25	BA	654(N)	G	2.3
29	DF	22	ALA	2.3
50	D4	5	ILE	2.3
1	CA	208	U	2.3
31	DH	46	GLU	2.3
41	D2	34	GLU	2.3
37	D0	33	ARG	2.3
27	DD	177	LEU	2.3
6	CI	37	VAL	2.3
35	DO	111	ARG	2.3
2	CE	187	LEU	2.3
30	BG	150	ASP	2.3
30	DG	161	THR	2.3
38	BQ	105	ALA	2.3
12	CO	40	VAL	2.3
30	DG	35	GLU	2.3
53	D7	1	MET	2.3
3	AF	110	ASN	2.3
11	CN	32	ILE	2.3
22	CB	10	G	2.3
49	DX	26	LEU	2.3
31	BH	83	TYR	2.3
29	DF	163	VAL	2.3
41	D2	27	ALA	2.3
52	B6	22	ALA	2.3
8	CK	70	GLN	2.3
12	CO	100	ILE	2.3
27	DD	153	ALA	2.3
3	CF	80	GLY	2.3
19	CV	13	ASP	2.3
28	DE	90	THR	2.3
39	BR	38	ASN	2.3
22	CB	25	A	2.3
30	BG	164	GLU	2.3
35	DO	145	PRO	2.3
44	DU	66	PRO	2.3
41	D2	38	LEU	2.3
3	AF	179	ARG	2.3
12	CO	80	HIS	2.3
14	CQ	49	HIS	2.3

*Continued on next page...*

*Continued from previous page...*

<b>Mol</b>	<b>Chain</b>	<b>Res</b>	<b>Type</b>	<b>RSRZ</b>
6	CI	40	VAL	2.3
45	DV	175	VAL	2.3
30	DG	40	ASN	2.3
30	BG	52	ILE	2.3
2	CE	122	PHE	2.3
6	AI	9	VAL	2.3
45	BV	44	PHE	2.3
22	AB	80	C	2.3
25	BA	2477	C	2.3
30	DG	145	THR	2.3
7	AJ	5	ARG	2.3
3	CF	184	TYR	2.3
4	CG	90	GLY	2.2
22	CB	23	A	2.3
45	BV	3	TYR	2.3
50	B4	32	TYR	2.3
7	AJ	79	ARG	2.2
30	BG	94	LEU	2.2
30	DG	155	MET	2.2
31	DH	105	LEU	2.2
40	D1	91	ASP	2.2
2	CE	9	GLU	2.2
29	DF	128	ALA	2.2
22	CB	75	G	2.2
3	CF	7	PRO	2.2
45	DV	133	ILE	2.2
11	CN	19	ALA	2.2
25	BA	2794	C	2.2
25	DA	1092	C	2.2
35	DO	104	GLY	2.2
36	BP	20	ALA	2.2
31	BH	152	ARG	2.2
35	DO	90	ARG	2.2
45	BV	52	SER	2.2
22	CB	69	A	2.2
11	CN	80	VAL	2.2
45	DV	69	THR	2.2
31	DH	5	GLY	2.2
35	DO	127	ALA	2.2
51	B5	52	TYR	2.2
4	CG	176	LEU	2.2
23	CD	41	C	2.2

*Continued on next page...*



*Continued from previous page...*

<b>Mol</b>	<b>Chain</b>	<b>Res</b>	<b>Type</b>	<b>RSRZ</b>
28	BE	52	LEU	2.2
45	DV	61	LEU	2.2
33	DM	41	ASP	2.2
5	AH	135	THR	2.2
13	AP	5	ALA	2.2
45	DV	159	PRO	2.2
51	B5	35	GLU	2.2
22	CB	8	U	2.2
32	DK	140	LEU	2.2
3	CF	182	ILE	2.2
31	DH	109	PHE	2.2
4	CG	168	ARG	2.2
44	BU	44	ILE	2.2
45	DV	72	ARG	2.2
18	AU	40	LEU	2.2
31	BH	61	HIS	2.2
6	AI	8	ILE	2.2
10	AM	72	VAL	2.2
36	DP	30	GLY	2.2
30	BG	178	PHE	2.2
52	D6	37	ARG	2.2
12	AO	127	GLU	2.2
50	D4	23	GLU	2.2
52	B6	48	VAL	2.2
36	DP	93	TYR	2.2
45	DV	62	PRO	2.2
14	CQ	37	PHE	2.2
31	BH	27	LYS	2.2
2	CE	162	ILE	2.2
6	AI	62	TRP	2.2
13	CP	74	VAL	2.2
36	BP	33	GLY	2.2
13	CP	2	ALA	2.2
6	AI	56	PRO	2.2
18	CU	56	THR	2.2
25	DA	884	C	2.2
25	DA	2139	C	2.2
31	BH	68	THR	2.2
27	BD	173	VAL	2.2
28	BE	68	ALA	2.2
38	DQ	37	ALA	2.2
45	DV	99	TYR	2.2

*Continued on next page...*

*Continued from previous page...*

<b>Mol</b>	<b>Chain</b>	<b>Res</b>	<b>Type</b>	<b>RSRZ</b>
25	BA	887	A	2.2
27	DD	30	GLU	2.2
27	DD	34	VAL	2.2
32	DK	11	ASN	2.2
12	CO	19	ARG	2.2
27	DD	2	ALA	2.2
4	AG	110	PHE	2.2
33	DM	131	GLN	2.2
38	BQ	68	GLN	2.2
3	CF	44	GLU	2.2
10	AM	98	ILE	2.2
38	BQ	85	VAL	2.2
3	AF	83	ARG	2.2
11	CN	57	THR	2.2
50	D4	52	THR	2.2
30	DG	107	LEU	2.1
23	AD	17	C	2.1
25	DA	654(Q)	C	2.1
31	DH	102	ALA	2.1
23	AD	48	U	2.1
3	AF	122	GLU	2.1
10	AM	23	ILE	2.1
12	CO	85	ILE	2.1
30	DG	160	VAL	2.1
43	BT	89	ILE	2.1
47	BZ	83	GLU	2.1
38	DQ	61	ASN	2.1
52	B6	32	ASN	2.1
6	AI	4	TYR	2.1
11	CN	25	TYR	2.1
32	DK	139	GLN	2.1
4	CG	145	GLU	2.1
22	AB	85	C	2.1
30	DG	10	LYS	2.1
32	BK	125	GLU	2.1
44	BU	2	ARG	2.1
44	DU	101	LYS	2.1
25	DA	1065	U	2.1
45	DV	98	MET	2.1
30	BG	107	LEU	2.1
48	DW	71	ASN	2.1
11	AN	127	LYS	2.1

*Continued on next page...*

*Continued from previous page...*

<b>Mol</b>	<b>Chain</b>	<b>Res</b>	<b>Type</b>	<b>RSRZ</b>
11	CN	18	ARG	2.1
12	AO	19	ARG	2.1
3	AF	152	ILE	2.1
41	D2	15	GLU	2.1
45	DV	2	GLU	2.1
4	CG	183	GLY	2.1
45	BV	102	LEU	2.1
6	CI	101	ALA	2.1
37	B0	86	ARG	2.1
45	DV	44	PHE	2.1
52	D6	43	CYS	2.1
3	CF	152	ILE	2.1
45	BV	68	PRO	2.1
9	CL	20	ARG	2.1
30	DG	136	ARG	2.1
32	DK	61	ARG	2.1
11	CN	22	HIS	2.1
43	DT	91	ALA	2.1
38	BQ	111	GLU	2.1
6	CI	1	MET	2.1
36	DP	19	GLY	2.1
31	DH	30	LYS	2.1
35	DO	102	ARG	2.1
44	DU	34	LYS	2.1
45	DV	134	PRO	2.1
4	CG	49	ARG	2.1
11	AN	15	ALA	2.1
11	AN	84	VAL	2.1
52	B6	40	CYS	2.1
31	DH	17	VAL	2.1
31	DH	53	GLU	2.1
2	AE	149	LEU	2.1
13	CP	90	LEU	2.1
14	CQ	55	GLY	2.1
50	B4	20	ASN	2.1
44	BU	102	CYS	2.1
11	CN	83	ILE	2.1
45	DV	71	VAL	2.1
28	DE	3	GLY	2.1
25	BA	1067	A	2.1
44	DU	89	PHE	2.1
25	DA	1068	G	2.1

*Continued on next page...*

*Continued from previous page...*

<b>Mol</b>	<b>Chain</b>	<b>Res</b>	<b>Type</b>	<b>RSRZ</b>
44	DU	65	ALA	2.1
2	CE	7	VAL	2.1
3	AF	66	VAL	2.1
50	D4	36	CYS	2.1
13	AP	96	LEU	2.1
3	AF	90	GLU	2.1
25	BA	896	A	2.1
29	DF	18	ARG	2.1
45	BV	25	PRO	2.1
54	D8	29	LYS	2.1
3	CF	124	ILE	2.1
11	CN	95	ILE	2.1
32	DK	138	ILE	2.1
3	AF	91	LEU	2.1
6	CI	45	LEU	2.1
19	CV	84	GLY	2.1
32	DK	85	GLU	2.1
45	DV	132	ASN	2.1
2	CE	218	ALA	2.1
12	AO	94	PRO	2.1
28	BE	56	PRO	2.1
52	B6	39	TYR	2.1
31	DH	114	VAL	2.1
31	DH	169	VAL	2.1
4	AG	96	LEU	2.1
25	DA	1095	A	2.1
30	BG	106	LEU	2.1
18	AU	23	LYS	2.0
22	CB	12	G	2.0
23	CD	19	G	2.0
19	CV	50	ALA	2.0
3	CF	111	LEU	2.0
5	AH	35	GLY	2.0
28	DE	50	GLY	2.0
36	DP	34	LEU	2.0
42	BS	69	LEU	2.0
5	AH	72	GLN	2.0
5	CH	63	ARG	2.0
31	BH	60	ARG	2.0
25	DA	1537	C	2.0
11	AN	30	VAL	2.0
28	DE	204	ALA	2.0

*Continued on next page...*

*Continued from previous page...*

Mol	Chain	Res	Type	RSRZ
51	B5	49	CYS	2.0
4	CG	146	ILE	2.0
12	CO	61	THR	2.0
30	DG	63	ILE	2.0
35	DO	138	LEU	2.0
2	CE	135	GLN	2.0
3	AF	89	GLU	2.0
35	DO	95	VAL	2.0
22	AB	77	C	2.0
25	DA	889	C	2.0
36	DP	133	ARG	2.0
6	CI	64	GLN	2.0
9	CL	87	GLN	2.0
2	CE	113	HIS	2.0
6	CI	88	VAL	2.0
28	BE	72	VAL	2.0
28	BE	102	VAL	2.0
36	BP	137	TYR	2.0
29	DF	9	ILE	2.0
32	DK	9	LEU	2.0
25	DA	654(A)	A	2.0
36	DP	89	ASN	2.0
4	CG	19	LEU	2.0
5	CH	12	LEU	2.0
18	CU	17	SER	2.0
19	AV	61	TYR	2.0
30	DG	83	ARG	2.0
25	DA	1063	G	2.0
52	B6	41	PRO	2.0
5	CH	8	GLU	2.0
12	AO	20	LYS	2.0
19	CV	63	THR	2.0
32	DK	135	GLU	2.0
35	DO	126	VAL	2.0
49	BX	59	VAL	2.0

## 6.2 Non-standard residues in protein, DNA, RNA chains

There are no non-standard protein/DNA/RNA residues in this entry.

## 6.3 Carbohydrates [i](#)

There are no monosaccharides in this entry.

## 6.4 Ligands [i](#)

In the following table, the Atoms column lists the number of modelled atoms in the group and the number defined in the chemical component dictionary. The B-factors column lists the minimum, median, 95<sup>th</sup> percentile and maximum values of B factors of atoms in the group. The column labelled 'Q< 0.9' lists the number of atoms with occupancy less than 0.9.

Mol	Type	Chain	Res	Atoms	RSCC	RSR	B-factors(Å <sup>2</sup> )	Q<0.9
55	MG	CA	1714	1/1	0.18	0.60	92,92,92,92	0
55	MG	CA	1805	1/1	0.19	0.28	94,94,94,94	0
55	MG	DA	3315	1/1	0.23	0.28	108,108,108,108	0
55	MG	BA	3490	1/1	0.28	0.08	166,166,166,166	0
55	MG	CC	107	1/1	0.31	0.63	99,99,99,99	0
55	MG	DA	3487	1/1	0.37	0.39	95,95,95,95	0
55	MG	BA	3461	1/1	0.39	0.27	91,91,91,91	0
55	MG	BA	3547	1/1	0.41	0.41	77,77,77,77	0
55	MG	DA	3490	1/1	0.42	0.14	126,126,126,126	0
55	MG	BA	3334	1/1	0.43	0.56	96,96,96,96	0
55	MG	AD	101	1/1	0.45	0.39	101,101,101,101	0
55	MG	DB	213	1/1	0.45	0.16	94,94,94,94	0
55	MG	DA	3491	1/1	0.46	0.61	103,103,103,103	0
55	MG	CA	1751	1/1	0.46	0.27	94,94,94,94	0
55	MG	D1	202	1/1	0.46	0.46	89,89,89,89	0
55	MG	BA	3463	1/1	0.47	0.30	72,72,72,72	0
55	MG	CA	1689	1/1	0.48	0.29	89,89,89,89	0
55	MG	DA	3500	1/1	0.48	0.33	92,92,92,92	0
55	MG	AA	1758	1/1	0.49	0.35	85,85,85,85	0
55	MG	AH	201	1/1	0.49	0.39	99,99,99,99	0
55	MG	DA	3464	1/1	0.49	0.49	98,98,98,98	0
55	MG	BA	3580	1/1	0.50	0.21	71,71,71,71	0
55	MG	DA	3357	1/1	0.51	0.29	96,96,96,96	0
55	MG	AA	1700	1/1	0.51	0.21	99,99,99,99	0
55	MG	BA	3325	1/1	0.52	0.43	76,76,76,76	0
55	MG	AQ	101	1/1	0.52	0.15	88,88,88,88	0
55	MG	AA	1772	1/1	0.52	0.55	85,85,85,85	0
55	MG	AA	1725	1/1	0.53	0.19	82,82,82,82	0
55	MG	DA	3441	1/1	0.53	0.10	137,137,137,137	0
55	MG	AA	1755	1/1	0.53	0.55	104,104,104,104	0
55	MG	AA	1751	1/1	0.54	0.29	98,98,98,98	0
55	MG	DA	3429	1/1	0.54	0.33	99,99,99,99	0

Continued on next page...

Continued from previous page...

Mol	Type	Chain	Res	Atoms	RSCC	RSR	B-factors(Å <sup>2</sup> )	Q<0.9
55	MG	DB	207	1/1	0.55	0.33	115,115,115,115	0
55	MG	DA	3304	1/1	0.55	0.37	85,85,85,85	0
55	MG	BA	3465	1/1	0.55	0.46	93,93,93,93	0
55	MG	BA	3151	1/1	0.56	0.27	83,83,83,83	0
55	MG	DA	3303	1/1	0.57	0.40	70,70,70,70	0
55	MG	AA	1715	1/1	0.57	0.27	115,115,115,115	0
55	MG	BA	3500	1/1	0.58	0.28	97,97,97,97	0
55	MG	BA	3075	1/1	0.58	0.27	110,110,110,110	0
55	MG	CA	1769	1/1	0.59	0.33	105,105,105,105	0
55	MG	BD	301	1/1	0.59	0.61	85,85,85,85	0
55	MG	BA	3379	1/1	0.59	0.45	82,82,82,82	0
55	MG	DA	3380	1/1	0.59	0.18	139,139,139,139	0
55	MG	DA	3064	1/1	0.59	0.43	101,101,101,101	0
55	MG	DA	3146	1/1	0.59	0.53	92,92,92,92	0
55	MG	CA	1763	1/1	0.59	0.47	91,91,91,91	0
55	MG	AA	1753	1/1	0.61	0.10	108,108,108,108	0
55	MG	DA	3010	1/1	0.61	0.40	97,97,97,97	0
55	MG	CS	101	1/1	0.61	0.30	87,87,87,87	0
55	MG	DA	3492	1/1	0.61	0.34	88,88,88,88	0
55	MG	DA	3042	1/1	0.62	0.50	81,81,81,81	0
55	MG	AA	1703	1/1	0.62	0.24	92,92,92,92	0
55	MG	AA	1777	1/1	0.62	0.39	90,90,90,90	0
55	MG	DA	3151	1/1	0.62	0.25	85,85,85,85	0
55	MG	AA	1727	1/1	0.62	0.86	87,87,87,87	0
55	MG	CA	1741	1/1	0.63	0.14	106,106,106,106	0
55	MG	AA	1731	1/1	0.63	0.30	103,103,103,103	0
55	MG	BA	3603	1/1	0.64	0.61	63,63,63,63	0
55	MG	DA	3522	1/1	0.64	0.48	78,78,78,78	0
55	MG	BA	3541	1/1	0.64	0.20	96,96,96,96	0
55	MG	DA	3447	1/1	0.64	0.46	82,82,82,82	0
55	MG	CA	1757	1/1	0.64	0.21	97,97,97,97	0
55	MG	DA	3119	1/1	0.65	0.44	98,98,98,98	0
55	MG	DA	3273	1/1	0.66	0.19	99,99,99,99	0
55	MG	CG	301	1/1	0.66	0.36	83,83,83,83	0
55	MG	BA	3420	1/1	0.66	0.34	94,94,94,94	0
55	MG	DA	3517	1/1	0.66	0.40	84,84,84,84	0
55	MG	DA	3461	1/1	0.66	0.23	84,84,84,84	0
55	MG	CC	101	1/1	0.66	0.36	92,92,92,92	0
55	MG	CA	1664	1/1	0.66	0.29	99,99,99,99	0
55	MG	CA	1807	1/1	0.66	0.24	126,126,126,126	0
55	MG	DA	3402	1/1	0.67	0.32	101,101,101,101	0
55	MG	CA	1759	1/1	0.67	0.37	103,103,103,103	0

Continued on next page...

Continued from previous page...

Mol	Type	Chain	Res	Atoms	RSCC	RSR	B-factors( $\text{\AA}^2$ )	Q<0.9
55	MG	DA	3494	1/1	0.67	0.21	75,75,75,75	0
55	MG	DA	3068	1/1	0.67	0.18	91,91,91,91	0
55	MG	DA	3507	1/1	0.67	0.44	91,91,91,91	0
55	MG	CA	1762	1/1	0.67	0.31	96,96,96,96	0
55	MG	DA	3120	1/1	0.67	0.26	90,90,90,90	0
55	MG	DA	3350	1/1	0.67	0.25	91,91,91,91	0
55	MG	BA	3484	1/1	0.67	0.23	117,117,117,117	0
55	MG	BA	3272	1/1	0.67	0.17	94,94,94,94	0
55	MG	DA	3459	1/1	0.68	0.28	86,86,86,86	0
55	MG	BA	3570	1/1	0.68	0.41	87,87,87,87	0
55	MG	AA	1680	1/1	0.68	0.29	80,80,80,80	0
55	MG	AA	1769	1/1	0.68	0.14	104,104,104,104	0
55	MG	DA	3028	1/1	0.68	0.22	101,101,101,101	0
55	MG	BA	3606	1/1	0.68	0.35	77,77,77,77	0
55	MG	AA	1630	1/1	0.68	0.16	101,101,101,101	0
55	MG	DA	3371	1/1	0.68	0.49	82,82,82,82	0
55	MG	BA	3349	1/1	0.68	0.42	97,97,97,97	0
55	MG	DA	3401	1/1	0.68	0.16	71,71,71,71	0
55	MG	AA	1720	1/1	0.68	0.19	93,93,93,93	0
55	MG	DA	3422	1/1	0.68	0.39	84,84,84,84	0
55	MG	CA	1696	1/1	0.68	0.37	91,91,91,91	0
55	MG	BA	3086	1/1	0.68	0.31	95,95,95,95	0
55	MG	AA	1804	1/1	0.68	0.11	74,74,74,74	0
55	MG	AB	103	1/1	0.69	0.30	111,111,111,111	0
55	MG	DA	3480	1/1	0.69	0.41	63,63,63,63	0
55	MG	CA	1660	1/1	0.69	0.17	85,85,85,85	0
55	MG	BA	3227	1/1	0.69	0.40	91,91,91,91	0
55	MG	BA	3472	1/1	0.69	0.61	89,89,89,89	0
55	MG	AA	1836	1/1	0.69	0.60	79,79,79,79	0
55	MG	DA	3020	1/1	0.69	0.32	85,85,85,85	0
55	MG	DA	3338	1/1	0.70	0.31	86,86,86,86	0
55	MG	BA	3415	1/1	0.70	0.37	84,84,84,84	0
55	MG	BA	3527	1/1	0.70	0.55	93,93,93,93	0
55	MG	AA	1621	1/1	0.70	0.19	108,108,108,108	0
55	MG	DA	3059	1/1	0.70	0.77	106,106,106,106	0
55	MG	AA	1770	1/1	0.70	0.25	102,102,102,102	0
55	MG	CA	1638	1/1	0.70	0.33	101,101,101,101	0
55	MG	BA	3057	1/1	0.70	0.14	70,70,70,70	0
55	MG	DA	3335	1/1	0.70	0.21	61,61,61,61	0
55	MG	AA	1612	1/1	0.71	0.14	91,91,91,91	0
55	MG	AA	1781	1/1	0.71	0.43	94,94,94,94	0
55	MG	DA	3465	1/1	0.71	0.34	74,74,74,74	0

Continued on next page...



*Continued from previous page...*

Mol	Type	Chain	Res	Atoms	RSCC	RSR	B-factors(Å <sup>2</sup> )	Q<0.9
55	MG	BA	3397	1/1	0.71	0.24	81,81,81,81	0
55	MG	CA	1758	1/1	0.71	0.46	78,78,78,78	0
55	MG	BA	3087	1/1	0.71	0.38	77,77,77,77	0
55	MG	AA	1690	1/1	0.71	0.17	96,96,96,96	0
55	MG	CA	1630	1/1	0.71	0.45	91,91,91,91	0
55	MG	CA	1709	1/1	0.72	0.50	108,108,108,108	0
55	MG	DA	3290	1/1	0.72	0.31	79,79,79,79	0
55	MG	BA	3402	1/1	0.72	0.27	91,91,91,91	0
55	MG	CA	1632	1/1	0.72	0.30	95,95,95,95	0
55	MG	AA	1635	1/1	0.72	0.24	86,86,86,86	0
55	MG	DA	3320	1/1	0.72	0.15	76,76,76,76	0
55	MG	CA	1644	1/1	0.72	0.29	120,120,120,120	0
55	MG	AA	1681	1/1	0.72	0.33	80,80,80,80	0
55	MG	BA	3324	1/1	0.72	0.50	73,73,73,73	0
55	MG	DA	3353	1/1	0.72	0.75	93,93,93,93	0
55	MG	AA	1662	1/1	0.72	0.64	81,81,81,81	0
55	MG	BA	3399	1/1	0.72	0.58	90,90,90,90	0
55	MG	DA	3080	1/1	0.73	0.55	75,75,75,75	0
55	MG	DA	3344	1/1	0.73	0.33	95,95,95,95	0
55	MG	BA	3481	1/1	0.73	0.55	69,69,69,69	0
55	MG	AA	1826	1/1	0.73	0.12	101,101,101,101	0
55	MG	BA	3573	1/1	0.73	0.46	83,83,83,83	0
55	MG	AA	1782	1/1	0.73	0.19	96,96,96,96	0
55	MG	BA	3598	1/1	0.73	0.38	77,77,77,77	0
55	MG	DA	3396	1/1	0.73	0.25	82,82,82,82	0
55	MG	DA	3277	1/1	0.73	0.28	89,89,89,89	0
55	MG	BA	3354	1/1	0.73	0.21	72,72,72,72	0
55	MG	BA	3505	1/1	0.73	0.48	96,96,96,96	0
55	MG	DA	3508	1/1	0.73	0.70	80,80,80,80	0
55	MG	DA	3424	1/1	0.73	0.73	70,70,70,70	0
55	MG	BA	3232	1/1	0.73	0.31	72,72,72,72	0
55	MG	CA	1614	1/1	0.73	0.38	86,86,86,86	0
55	MG	DB	208	1/1	0.73	0.22	90,90,90,90	0
55	MG	DA	3067	1/1	0.73	0.35	94,94,94,94	0
55	MG	BA	3417	1/1	0.73	0.27	99,99,99,99	0
55	MG	BA	3121	1/1	0.74	0.48	57,57,57,57	0
55	MG	DA	3485	1/1	0.74	0.20	81,81,81,81	0
55	MG	CA	1645	1/1	0.74	0.22	86,86,86,86	0
55	MG	BA	3327	1/1	0.74	0.20	70,70,70,70	0
55	MG	AA	1807	1/1	0.74	0.60	98,98,98,98	0
55	MG	BB	208	1/1	0.74	0.25	74,74,74,74	0
55	MG	CA	1770	1/1	0.74	0.23	102,102,102,102	0

*Continued on next page...*

Continued from previous page...

Mol	Type	Chain	Res	Atoms	RSCC	RSR	B-factors( $\text{\AA}^2$ )	Q<0.9
55	MG	BA	3467	1/1	0.74	0.32	78,78,78,78	0
55	MG	DA	3425	1/1	0.74	0.25	81,81,81,81	0
55	MG	BA	3282	1/1	0.74	0.09	83,83,83,83	0
55	MG	BA	3290	1/1	0.74	0.39	97,97,97,97	0
55	MG	DA	3088	1/1	0.74	0.24	96,96,96,96	0
55	MG	BA	3106	1/1	0.74	0.36	75,75,75,75	0
55	MG	BA	3431	1/1	0.74	0.71	88,88,88,88	0
55	MG	DB	211	1/1	0.74	0.41	93,93,93,93	0
55	MG	DA	3134	1/1	0.74	0.28	72,72,72,72	0
55	MG	CA	1641	1/1	0.74	0.29	66,66,66,66	0
55	MG	BA	3368	1/1	0.75	0.30	88,88,88,88	0
55	MG	DA	3404	1/1	0.75	0.30	61,61,61,61	0
55	MG	DA	3415	1/1	0.75	0.54	96,96,96,96	0
55	MG	BA	3059	1/1	0.75	0.38	91,91,91,91	0
55	MG	CA	1729	1/1	0.75	0.84	77,77,77,77	0
55	MG	CA	1637	1/1	0.75	0.34	79,79,79,79	0
55	MG	BA	3591	1/1	0.75	0.47	64,64,64,64	0
55	MG	CC	104	1/1	0.75	0.59	89,89,89,89	0
55	MG	BA	3466	1/1	0.75	0.44	97,97,97,97	0
55	MG	BA	3342	1/1	0.75	0.30	66,66,66,66	0
55	MG	BA	3534	1/1	0.75	0.30	79,79,79,79	0
55	MG	AA	1813	1/1	0.75	0.29	107,107,107,107	0
55	MG	BB	216	1/1	0.75	0.15	94,94,94,94	0
55	MG	BA	3446	1/1	0.75	0.19	92,92,92,92	0
55	MG	AA	1614	1/1	0.75	0.26	91,91,91,91	0
55	MG	DA	3366	1/1	0.76	0.43	83,83,83,83	0
55	MG	DA	3236	1/1	0.76	0.32	55,55,55,55	0
55	MG	BA	3408	1/1	0.76	0.45	87,87,87,87	0
55	MG	DA	3394	1/1	0.76	0.20	90,90,90,90	0
55	MG	AB	105	1/1	0.76	0.19	110,110,110,110	0
55	MG	AA	1822	1/1	0.76	0.14	107,107,107,107	0
55	MG	DA	3298	1/1	0.76	0.33	77,77,77,77	0
55	MG	DA	3493	1/1	0.76	0.55	82,82,82,82	0
55	MG	BE	304	1/1	0.76	0.37	80,80,80,80	0
55	MG	CA	1699	1/1	0.76	0.27	97,97,97,97	0
55	MG	BA	3418	1/1	0.76	0.41	78,78,78,78	0
55	MG	BA	3072	1/1	0.76	0.29	77,77,77,77	0
55	MG	BA	3098	1/1	0.76	0.25	48,48,48,48	0
55	MG	BA	3583	1/1	0.76	0.50	86,86,86,86	0
55	MG	DA	3340	1/1	0.76	0.20	85,85,85,85	0
55	MG	BA	3073	1/1	0.76	0.42	82,82,82,82	0
55	MG	BA	3341	1/1	0.76	0.25	81,81,81,81	0

Continued on next page...

*Continued from previous page...*

Mol	Type	Chain	Res	Atoms	RSCC	RSR	B-factors(Å <sup>2</sup> )	Q<0.9
55	MG	BA	3462	1/1	0.76	0.27	87,87,87,87	0
55	MG	BA	3116	1/1	0.76	0.33	73,73,73,73	0
55	MG	DA	3312	1/1	0.77	0.29	85,85,85,85	0
55	MG	BA	3509	1/1	0.77	0.29	83,83,83,83	0
55	MG	AA	1820	1/1	0.77	0.30	75,75,75,75	0
55	MG	DA	3011	1/1	0.77	0.21	65,65,65,65	0
55	MG	BA	3247	1/1	0.77	0.48	70,70,70,70	0
55	MG	DA	3137	1/1	0.77	0.18	82,82,82,82	0
55	MG	AA	1616	1/1	0.77	0.18	94,94,94,94	0
55	MG	DA	3038	1/1	0.77	0.47	97,97,97,97	0
55	MG	BA	3339	1/1	0.77	0.58	88,88,88,88	0
55	MG	AA	1647	1/1	0.77	0.36	88,88,88,88	0
55	MG	BA	3069	1/1	0.77	0.45	77,77,77,77	0
55	MG	BA	3317	1/1	0.77	0.73	89,89,89,89	0
55	MG	AA	1706	1/1	0.77	0.46	74,74,74,74	0
55	MG	DA	3381	1/1	0.77	0.47	99,99,99,99	0
55	MG	DA	3078	1/1	0.77	0.37	89,89,89,89	0
55	MG	CA	1616	1/1	0.77	0.28	88,88,88,88	0
55	MG	BA	3412	1/1	0.78	0.35	78,78,78,78	0
55	MG	CA	1749	1/1	0.78	0.20	89,89,89,89	0
55	MG	BA	3385	1/1	0.78	0.16	87,87,87,87	0
55	MG	BA	3332	1/1	0.78	0.32	61,61,61,61	0
55	MG	BA	3367	1/1	0.78	0.26	82,82,82,82	0
55	MG	CA	1612	1/1	0.78	0.51	82,82,82,82	0
55	MG	CA	1683	1/1	0.78	0.41	87,87,87,87	0
55	MG	DA	3186	1/1	0.78	0.31	60,60,60,60	0
55	MG	DA	3029	1/1	0.78	0.27	79,79,79,79	0
55	MG	BA	3133	1/1	0.78	0.29	66,66,66,66	0
55	MG	DA	3393	1/1	0.78	0.52	69,69,69,69	0
55	MG	DA	3274	1/1	0.78	0.30	87,87,87,87	0
55	MG	BA	3054	1/1	0.78	0.25	80,80,80,80	0
55	MG	DA	3045	1/1	0.78	0.54	94,94,94,94	0
55	MG	DA	3058	1/1	0.78	0.31	76,76,76,76	0
55	MG	BA	3432	1/1	0.78	0.32	80,80,80,80	0
55	MG	DA	3406	1/1	0.78	0.73	86,86,86,86	0
55	MG	DA	3409	1/1	0.78	0.50	76,76,76,76	0
55	MG	CA	1797	1/1	0.78	0.32	87,87,87,87	0
55	MG	DA	3524	1/1	0.78	0.28	105,105,105,105	0
55	MG	DA	3419	1/1	0.78	0.45	84,84,84,84	0
55	MG	CA	1702	1/1	0.78	0.41	78,78,78,78	0
55	MG	BA	3530	1/1	0.78	0.30	81,81,81,81	0
55	MG	BA	3442	1/1	0.78	0.37	76,76,76,76	0

*Continued on next page...*

*Continued from previous page...*

Mol	Type	Chain	Res	Atoms	RSCC	RSR	B-factors(Å <sup>2</sup> )	Q<0.9
55	MG	BA	3536	1/1	0.78	0.68	73,73,73,73	0
55	MG	AA	1761	1/1	0.79	0.41	113,113,113,113	0
55	MG	CA	1734	1/1	0.79	0.25	93,93,93,93	0
55	MG	BA	3533	1/1	0.79	0.57	72,72,72,72	0
55	MG	BA	3388	1/1	0.79	0.49	88,88,88,88	0
55	MG	AA	1679	1/1	0.79	0.28	86,86,86,86	0
55	MG	CA	1756	1/1	0.79	0.40	81,81,81,81	0
55	MG	DA	3057	1/1	0.79	0.35	83,83,83,83	0
55	MG	BA	3328	1/1	0.79	0.71	69,69,69,69	0
55	MG	AA	1708	1/1	0.79	0.40	91,91,91,91	0
55	MG	DA	3462	1/1	0.79	0.78	107,107,107,107	0
55	MG	BA	3563	1/1	0.79	0.19	82,82,82,82	0
55	MG	BA	3404	1/1	0.79	0.17	60,60,60,60	0
55	MG	AA	1735	1/1	0.79	0.46	79,79,79,79	0
55	MG	DA	3346	1/1	0.79	0.58	75,75,75,75	0
55	MG	CA	1766	1/1	0.79	0.30	85,85,85,85	0
55	MG	AA	1710	1/1	0.79	0.29	92,92,92,92	0
55	MG	AA	1696	1/1	0.79	0.29	88,88,88,88	0
55	MG	DA	3091	1/1	0.79	0.31	92,92,92,92	0
55	MG	AA	1754	1/1	0.79	0.19	95,95,95,95	0
55	MG	BA	3080	1/1	0.79	0.17	91,91,91,91	0
55	MG	DA	3123	1/1	0.79	0.25	83,83,83,83	0
55	MG	DA	3387	1/1	0.79	0.29	92,92,92,92	0
55	MG	AB	102	1/1	0.79	0.26	86,86,86,86	0
55	MG	AA	1786	1/1	0.79	0.19	86,86,86,86	0
55	MG	AA	1611	1/1	0.79	0.18	92,92,92,92	0
55	MG	BB	209	1/1	0.79	0.40	102,102,102,102	0
55	MG	BB	210	1/1	0.79	0.40	64,64,64,64	0
55	MG	BB	214	1/1	0.79	0.24	86,86,86,86	0
55	MG	DA	3251	1/1	0.79	0.27	74,74,74,74	0
55	MG	AA	1625	1/1	0.79	0.45	57,57,57,57	0
55	MG	DR	201	1/1	0.79	0.22	71,71,71,71	0
55	MG	BB	217	1/1	0.79	0.18	98,98,98,98	0
55	MG	AA	1652	1/1	0.80	0.44	81,81,81,81	0
55	MG	BA	3571	1/1	0.80	0.36	92,92,92,92	0
55	MG	AA	1617	1/1	0.80	0.50	69,69,69,69	0
55	MG	BA	3304	1/1	0.80	0.28	56,56,56,56	0
55	MG	BA	3313	1/1	0.80	0.18	88,88,88,88	0
55	MG	CA	1667	1/1	0.80	0.16	102,102,102,102	0
55	MG	DA	3476	1/1	0.80	0.33	107,107,107,107	0
55	MG	DA	3479	1/1	0.80	0.11	99,99,99,99	0
55	MG	DA	3187	1/1	0.80	0.45	42,42,42,42	0

*Continued on next page...*

*Continued from previous page...*

Mol	Type	Chain	Res	Atoms	RSCC	RSR	B-factors( $\text{\AA}^2$ )	Q<0.9
55	MG	CA	1669	1/1	0.80	0.19	60,60,60,60	0
55	MG	DA	3043	1/1	0.80	0.23	82,82,82,82	0
55	MG	CA	1604	1/1	0.80	0.17	81,81,81,81	0
55	MG	BA	3104	1/1	0.80	0.20	57,57,57,57	0
55	MG	AA	1785	1/1	0.80	0.40	96,96,96,96	0
55	MG	BA	3084	1/1	0.80	0.52	82,82,82,82	0
55	MG	DA	3297	1/1	0.80	0.23	83,83,83,83	0
55	MG	DA	3403	1/1	0.80	0.47	76,76,76,76	0
55	MG	CA	1771	1/1	0.80	0.42	76,76,76,76	0
55	MG	CA	1618	1/1	0.80	0.17	93,93,93,93	0
55	MG	DA	3512	1/1	0.80	0.48	75,75,75,75	0
55	MG	CA	1623	1/1	0.80	0.10	90,90,90,90	0
55	MG	DA	3070	1/1	0.80	0.28	78,78,78,78	0
55	MG	BA	3473	1/1	0.80	0.49	76,76,76,76	0
55	MG	CA	1727	1/1	0.80	0.45	94,94,94,94	0
55	MG	AA	1812	1/1	0.80	0.59	73,73,73,73	0
55	MG	BA	3403	1/1	0.80	0.66	93,93,93,93	0
55	MG	CA	1740	1/1	0.80	0.33	68,68,68,68	0
55	MG	DA	3431	1/1	0.80	0.43	91,91,91,91	0
55	MG	BA	3366	1/1	0.80	1.04	94,94,94,94	0
55	MG	AA	1840	1/1	0.81	0.47	87,87,87,87	0
55	MG	BA	3301	1/1	0.81	0.32	76,76,76,76	0
55	MG	CA	1661	1/1	0.81	0.22	87,87,87,87	0
55	MG	DA	3139	1/1	0.81	0.44	80,80,80,80	0
55	MG	CA	1777	1/1	0.81	0.30	88,88,88,88	0
55	MG	BA	3361	1/1	0.81	0.41	64,64,64,64	0
55	MG	DA	3417	1/1	0.81	0.22	81,81,81,81	0
55	MG	BA	3614	1/1	0.81	0.17	69,69,69,69	0
55	MG	AA	1705	1/1	0.81	0.31	83,83,83,83	0
55	MG	CA	1677	1/1	0.81	0.42	73,73,73,73	0
55	MG	CA	1681	1/1	0.81	0.52	72,72,72,72	0
55	MG	AA	1702	1/1	0.81	0.19	93,93,93,93	0
55	MG	BA	3526	1/1	0.81	0.39	86,86,86,86	0
55	MG	DA	3440	1/1	0.81	0.36	86,86,86,86	0
55	MG	CA	1693	1/1	0.81	0.54	76,76,76,76	0
55	MG	DA	3007	1/1	0.81	0.25	74,74,74,74	0
55	MG	DA	3448	1/1	0.81	0.71	79,79,79,79	0
55	MG	AA	1730	1/1	0.81	0.43	78,78,78,78	0
55	MG	BA	3438	1/1	0.81	0.41	91,91,91,91	0
55	MG	DA	3302	1/1	0.81	0.57	95,95,95,95	0
55	MG	AA	1719	1/1	0.81	0.60	79,79,79,79	0
55	MG	AA	1790	1/1	0.81	0.24	98,98,98,98	0

*Continued on next page...*

*Continued from previous page...*

Mol	Type	Chain	Res	Atoms	RSCC	RSR	B-factors( $\text{\AA}^2$ )	Q<0.9
55	MG	BA	3457	1/1	0.81	0.91	88,88,88,88	0
55	MG	DA	3478	1/1	0.81	0.32	80,80,80,80	0
55	MG	CA	1719	1/1	0.81	0.23	129,129,129,129	0
55	MG	B3	101	1/1	0.81	0.55	71,71,71,71	0
55	MG	DA	3330	1/1	0.81	0.14	81,81,81,81	0
55	MG	DA	3333	1/1	0.81	0.52	87,87,87,87	0
55	MG	BA	3175	1/1	0.81	0.52	69,69,69,69	0
55	MG	CA	1732	1/1	0.81	0.21	109,109,109,109	0
55	MG	BA	3546	1/1	0.81	0.16	87,87,87,87	0
55	MG	DA	3341	1/1	0.81	0.52	84,84,84,84	0
55	MG	AC	103	1/1	0.81	0.38	66,66,66,66	0
55	MG	BA	3330	1/1	0.81	0.29	79,79,79,79	0
55	MG	DA	3502	1/1	0.81	0.50	97,97,97,97	0
55	MG	AA	1698	1/1	0.81	0.33	72,72,72,72	0
55	MG	AA	1832	1/1	0.81	0.35	94,94,94,94	0
55	MG	CA	1755	1/1	0.81	0.49	92,92,92,92	0
55	MG	CA	1626	1/1	0.81	0.18	93,93,93,93	0
55	MG	DA	3072	1/1	0.81	0.44	112,112,112,112	0
55	MG	BA	3088	1/1	0.81	0.17	77,77,77,77	0
55	MG	BA	3579	1/1	0.81	0.13	92,92,92,92	0
55	MG	BA	3277	1/1	0.81	0.30	86,86,86,86	0
55	MG	BA	3409	1/1	0.81	0.20	68,68,68,68	0
55	MG	DA	3092	1/1	0.81	0.30	68,68,68,68	0
55	MG	AA	1806	1/1	0.81	0.28	81,81,81,81	0
55	MG	BA	3592	1/1	0.81	0.36	89,89,89,89	0
55	MG	DU	201	1/1	0.81	0.15	72,72,72,72	0
55	MG	CA	1798	1/1	0.82	0.21	85,85,85,85	0
55	MG	BA	3588	1/1	0.82	0.34	83,83,83,83	0
55	MG	DA	3337	1/1	0.82	0.46	89,89,89,89	0
55	MG	BA	3521	1/1	0.82	0.60	79,79,79,79	0
55	MG	CA	1624	1/1	0.82	0.36	88,88,88,88	0
55	MG	BA	3250	1/1	0.82	0.15	60,60,60,60	0
55	MG	CB	101	1/1	0.82	0.20	101,101,101,101	0
55	MG	CB	103	1/1	0.82	0.46	103,103,103,103	0
55	MG	DA	3473	1/1	0.82	0.48	96,96,96,96	0
55	MG	BA	3597	1/1	0.82	0.23	79,79,79,79	0
55	MG	BA	3365	1/1	0.82	0.33	50,50,50,50	0
55	MG	DA	3136	1/1	0.82	0.34	76,76,76,76	0
55	MG	BA	3265	1/1	0.82	0.74	60,60,60,60	0
55	MG	AA	1688	1/1	0.82	0.21	72,72,72,72	0
55	MG	BA	3613	1/1	0.82	0.28	93,93,93,93	0
55	MG	AA	1689	1/1	0.82	0.26	115,115,115,115	0

*Continued on next page...*

*Continued from previous page...*

Mol	Type	Chain	Res	Atoms	RSCC	RSR	B-factors(Å <sup>2</sup> )	Q<0.9
55	MG	BA	3370	1/1	0.82	0.46	56,56,56,56	0
55	MG	DA	3025	1/1	0.82	1.38	84,84,84,84	0
55	MG	AA	1677	1/1	0.82	0.32	87,87,87,87	0
55	MG	AA	1768	1/1	0.82	0.36	101,101,101,101	0
55	MG	BA	3476	1/1	0.82	0.26	81,81,81,81	0
55	MG	BA	3161	1/1	0.82	0.22	56,56,56,56	0
55	MG	DA	3505	1/1	0.82	0.48	81,81,81,81	0
55	MG	AA	1637	1/1	0.82	0.18	98,98,98,98	0
55	MG	DA	3281	1/1	0.82	0.88	76,76,76,76	0
55	MG	BA	3398	1/1	0.82	0.44	70,70,70,70	0
55	MG	BA	3572	1/1	0.82	0.30	87,87,87,87	0
55	MG	BA	3496	1/1	0.82	0.26	96,96,96,96	0
55	MG	B7	101	1/1	0.82	0.46	67,67,67,67	0
55	MG	AA	1713	1/1	0.82	0.31	115,115,115,115	0
55	MG	AA	1791	1/1	0.82	0.11	109,109,109,109	0
55	MG	DB	210	1/1	0.82	0.37	71,71,71,71	0
55	MG	AA	1728	1/1	0.82	0.13	108,108,108,108	0
55	MG	CA	1787	1/1	0.82	0.13	87,87,87,87	0
55	MG	BA	3586	1/1	0.82	0.35	63,63,63,63	0
55	MG	DA	3327	1/1	0.82	0.34	61,61,61,61	0
55	MG	DA	3075	1/1	0.82	0.35	79,79,79,79	0
55	MG	DA	3449	1/1	0.83	0.38	87,87,87,87	0
55	MG	DA	3129	1/1	0.83	0.25	82,82,82,82	0
55	MG	AA	1819	1/1	0.83	0.35	87,87,87,87	0
55	MG	AA	1776	1/1	0.83	0.18	82,82,82,82	0
55	MG	AA	1749	1/1	0.83	0.21	81,81,81,81	0
55	MG	AA	1823	1/1	0.83	0.44	77,77,77,77	0
55	MG	AA	1824	1/1	0.83	0.56	86,86,86,86	0
55	MG	DA	3364	1/1	0.83	0.27	71,71,71,71	0
55	MG	BA	3595	1/1	0.83	0.18	65,65,65,65	0
55	MG	BA	3345	1/1	0.83	0.71	73,73,73,73	0
55	MG	AA	1766	1/1	0.83	0.16	79,79,79,79	0
55	MG	DA	3484	1/1	0.83	0.40	83,83,83,83	0
55	MG	DA	3197	1/1	0.83	0.70	70,70,70,70	0
55	MG	AC	106	1/1	0.83	0.56	89,89,89,89	0
55	MG	BA	3359	1/1	0.83	0.43	79,79,79,79	0
55	MG	BA	3309	1/1	0.83	0.19	68,68,68,68	0
55	MG	CA	1773	1/1	0.83	0.73	92,92,92,92	0
55	MG	BA	3185	1/1	0.83	0.36	76,76,76,76	0
55	MG	CA	1712	1/1	0.83	0.53	86,86,86,86	0
55	MG	BA	3193	1/1	0.83	0.51	85,85,85,85	0
55	MG	CA	1636	1/1	0.83	0.27	78,78,78,78	0

*Continued on next page...*

*Continued from previous page...*

Mol	Type	Chain	Res	Atoms	RSCC	RSR	B-factors( $\text{\AA}^2$ )	Q<0.9
55	MG	DA	3503	1/1	0.83	0.65	80,80,80,80	0
55	MG	CA	1801	1/1	0.83	0.28	89,89,89,89	0
55	MG	CA	1720	1/1	0.83	0.49	102,102,102,102	0
55	MG	AA	1828	1/1	0.83	0.11	105,105,105,105	0
55	MG	AA	1711	1/1	0.83	0.28	89,89,89,89	0
55	MG	DA	3513	1/1	0.83	0.76	67,67,67,67	0
55	MG	BB	212	1/1	0.83	0.50	81,81,81,81	0
55	MG	DA	3519	1/1	0.83	0.47	85,85,85,85	0
55	MG	AA	1797	1/1	0.83	0.11	99,99,99,99	0
55	MG	DA	3084	1/1	0.83	0.29	88,88,88,88	0
55	MG	DB	205	1/1	0.83	0.35	69,69,69,69	0
55	MG	DB	206	1/1	0.83	0.28	90,90,90,90	0
55	MG	DA	3085	1/1	0.83	0.32	91,91,91,91	0
55	MG	AA	1815	1/1	0.83	0.46	84,84,84,84	0
55	MG	BA	3252	1/1	0.83	0.43	67,67,67,67	0
55	MG	DA	3432	1/1	0.83	0.29	69,69,69,69	0
55	MG	BA	3441	1/1	0.83	0.20	86,86,86,86	0
55	MG	CA	1662	1/1	0.83	0.24	90,90,90,90	0
55	MG	DA	3002	1/1	0.83	0.33	93,93,93,93	0
55	MG	DA	3004	1/1	0.83	0.48	99,99,99,99	0
55	MG	BA	3401	1/1	0.84	0.45	62,62,62,62	0
55	MG	CA	1772	1/1	0.84	0.29	72,72,72,72	0
55	MG	DA	3309	1/1	0.84	0.21	94,94,94,94	0
55	MG	BA	3110	1/1	0.84	0.52	59,59,59,59	0
55	MG	BA	3256	1/1	0.84	0.41	61,61,61,61	0
55	MG	AA	1684	1/1	0.84	0.18	90,90,90,90	0
55	MG	CA	1790	1/1	0.84	0.19	110,110,110,110	0
55	MG	CA	1791	1/1	0.84	0.30	79,79,79,79	0
55	MG	CA	1608	1/1	0.84	0.30	81,81,81,81	0
55	MG	BA	3120	1/1	0.84	0.42	56,56,56,56	0
55	MG	AB	101	1/1	0.84	0.28	90,90,90,90	0
55	MG	CA	1802	1/1	0.84	0.45	74,74,74,74	0
55	MG	DA	3468	1/1	0.84	0.42	92,92,92,92	0
55	MG	AA	1803	1/1	0.84	0.29	91,91,91,91	0
55	MG	DA	3475	1/1	0.84	0.35	88,88,88,88	0
55	MG	BA	3350	1/1	0.84	0.32	55,55,55,55	0
55	MG	DA	3477	1/1	0.84	0.60	89,89,89,89	0
55	MG	DA	3342	1/1	0.84	0.42	82,82,82,82	0
55	MG	AA	1759	1/1	0.84	0.36	77,77,77,77	0
55	MG	BA	3295	1/1	0.84	0.44	81,81,81,81	0
55	MG	DA	3483	1/1	0.84	0.15	90,90,90,90	0
55	MG	DA	3347	1/1	0.84	0.12	75,75,75,75	0

*Continued on next page...*



*Continued from previous page...*

Mol	Type	Chain	Res	Atoms	RSCC	RSR	B-factors( $\text{\AA}^2$ )	Q<0.9
55	MG	CA	1625	1/1	0.84	0.21	90,90,90,90	0
55	MG	CB	102	1/1	0.84	0.28	87,87,87,87	0
55	MG	DA	3356	1/1	0.84	0.29	67,67,67,67	0
55	MG	BA	3300	1/1	0.84	0.35	88,88,88,88	0
55	MG	CA	1629	1/1	0.84	0.16	98,98,98,98	0
55	MG	BA	3517	1/1	0.84	0.54	70,70,70,70	0
55	MG	AA	1618	1/1	0.84	0.27	82,82,82,82	0
55	MG	DA	3497	1/1	0.84	0.36	74,74,74,74	0
55	MG	CA	1737	1/1	0.84	0.28	99,99,99,99	0
55	MG	DA	3501	1/1	0.84	0.92	88,88,88,88	0
55	MG	BA	3166	1/1	0.84	0.62	72,72,72,72	0
55	MG	DA	3384	1/1	0.84	0.42	65,65,65,65	0
55	MG	AA	1683	1/1	0.84	0.20	87,87,87,87	0
55	MG	DA	3389	1/1	0.84	0.79	64,64,64,64	0
55	MG	BA	3607	1/1	0.84	0.34	96,96,96,96	0
55	MG	AA	1729	1/1	0.84	0.36	113,113,113,113	0
55	MG	BA	3191	1/1	0.84	0.21	81,81,81,81	0
55	MG	AA	1723	1/1	0.84	0.32	84,84,84,84	0
55	MG	DA	3247	1/1	0.84	0.20	87,87,87,87	0
55	MG	CA	1656	1/1	0.84	0.30	92,92,92,92	0
55	MG	BA	3222	1/1	0.84	0.33	89,89,89,89	0
55	MG	DA	3525	1/1	0.84	0.78	79,79,79,79	0
55	MG	BA	3537	1/1	0.84	0.42	89,89,89,89	0
55	MG	BA	3052	1/1	0.84	0.20	64,64,64,64	0
55	MG	AA	1724	1/1	0.84	0.20	84,84,84,84	0
55	MG	DA	3283	1/1	0.84	0.44	61,61,61,61	0
55	MG	DA	3287	1/1	0.84	0.64	65,65,65,65	0
55	MG	AA	1816	1/1	0.84	0.24	81,81,81,81	0
55	MG	DA	3051	1/1	0.84	0.27	85,85,85,85	0
55	MG	AA	1757	1/1	0.84	0.06	110,110,110,110	0
55	MG	DA	3427	1/1	0.84	0.28	76,76,76,76	0
55	MG	BA	3400	1/1	0.84	0.52	80,80,80,80	0
55	MG	BA	3215	1/1	0.85	0.48	74,74,74,74	0
55	MG	AA	1802	1/1	0.85	0.45	85,85,85,85	0
55	MG	DA	3292	1/1	0.85	0.24	89,89,89,89	0
55	MG	BA	3391	1/1	0.85	0.46	86,86,86,86	0
55	MG	BA	3392	1/1	0.85	0.39	70,70,70,70	0
55	MG	DA	3400	1/1	0.85	0.40	89,89,89,89	0
55	MG	BB	201	1/1	0.85	0.43	92,92,92,92	0
55	MG	BA	3485	1/1	0.85	0.26	80,80,80,80	0
55	MG	BA	3089	1/1	0.85	0.33	88,88,88,88	0
55	MG	DA	3094	1/1	0.85	0.94	94,94,94,94	0

*Continued on next page...*

*Continued from previous page...*

Mol	Type	Chain	Res	Atoms	RSCC	RSR	B-factors( $\text{\AA}^2$ )	Q<0.9
55	MG	DA	3117	1/1	0.85	0.38	78,78,78,78	0
55	MG	BA	3495	1/1	0.85	0.25	123,123,123,123	0
55	MG	CA	1711	1/1	0.85	0.38	90,90,90,90	0
55	MG	BA	3134	1/1	0.85	0.18	81,81,81,81	0
55	MG	AA	1709	1/1	0.85	0.19	70,70,70,70	0
55	MG	DA	3131	1/1	0.85	0.25	79,79,79,79	0
55	MG	BA	3154	1/1	0.85	0.30	55,55,55,55	0
55	MG	CA	1780	1/1	0.85	0.32	88,88,88,88	0
55	MG	CA	1783	1/1	0.85	0.47	100,100,100,100	0
55	MG	AA	1651	1/1	0.85	0.56	71,71,71,71	0
55	MG	DA	3140	1/1	0.85	0.28	78,78,78,78	0
55	MG	DA	3509	1/1	0.85	0.41	64,64,64,64	0
55	MG	BA	3514	1/1	0.85	0.31	71,71,71,71	0
55	MG	BA	3164	1/1	0.85	0.68	86,86,86,86	0
55	MG	AA	1839	1/1	0.85	0.37	74,74,74,74	0
55	MG	CA	1659	1/1	0.85	0.20	110,110,110,110	0
55	MG	AA	1793	1/1	0.85	0.39	73,73,73,73	0
55	MG	B8	101	1/1	0.85	0.19	97,97,97,97	0
55	MG	DA	3237	1/1	0.85	0.27	83,83,83,83	0
55	MG	DA	3460	1/1	0.85	0.46	72,72,72,72	0
55	MG	DA	3061	1/1	0.85	0.56	74,74,74,74	0
55	MG	DA	3361	1/1	0.85	0.71	79,79,79,79	0
55	MG	BA	3112	1/1	0.85	0.28	77,77,77,77	0
55	MG	DB	209	1/1	0.85	0.20	92,92,92,92	0
55	MG	AA	1640	1/1	0.85	0.33	90,90,90,90	0
55	MG	DA	3467	1/1	0.85	0.40	61,61,61,61	0
55	MG	BA	3411	1/1	0.85	0.30	68,68,68,68	0
55	MG	CA	1753	1/1	0.85	0.26	123,123,123,123	0
55	MG	AC	105	1/1	0.85	0.50	93,93,93,93	0
55	MG	BA	3206	1/1	0.85	0.38	75,75,75,75	0
55	MG	CA	1672	1/1	0.86	0.75	75,75,75,75	0
55	MG	DA	3005	1/1	0.86	0.48	77,77,77,77	0
55	MG	AA	1626	1/1	0.86	0.46	69,69,69,69	0
55	MG	CA	1761	1/1	0.86	0.40	92,92,92,92	0
55	MG	DA	3466	1/1	0.86	0.63	78,78,78,78	0
55	MG	BA	3348	1/1	0.86	0.29	61,61,61,61	0
55	MG	BA	3394	1/1	0.86	0.19	81,81,81,81	0
55	MG	BA	3396	1/1	0.86	0.19	82,82,82,82	0
55	MG	BA	3523	1/1	0.86	0.60	70,70,70,70	0
55	MG	BA	3310	1/1	0.86	0.37	57,57,57,57	0
55	MG	DA	3363	1/1	0.86	0.79	79,79,79,79	0
55	MG	DA	3164	1/1	0.86	0.45	47,47,47,47	0

*Continued on next page...*

*Continued from previous page...*

Mol	Type	Chain	Res	Atoms	RSCC	RSR	B-factors(Å <sup>2</sup> )	Q<0.9
55	MG	DA	3183	1/1	0.86	0.51	57,57,57,57	0
55	MG	DA	3367	1/1	0.86	0.43	82,82,82,82	0
55	MG	DA	3370	1/1	0.86	0.10	67,67,67,67	0
55	MG	CA	1698	1/1	0.86	0.09	107,107,107,107	0
55	MG	DA	3041	1/1	0.86	0.41	86,86,86,86	0
55	MG	DA	3486	1/1	0.86	0.32	68,68,68,68	0
55	MG	AA	1674	1/1	0.86	0.33	98,98,98,98	0
55	MG	AC	107	1/1	0.86	0.28	94,94,94,94	0
55	MG	BA	3356	1/1	0.86	0.51	70,70,70,70	0
55	MG	DA	3049	1/1	0.86	0.28	74,74,74,74	0
55	MG	BA	3357	1/1	0.86	0.56	81,81,81,81	0
55	MG	BA	3358	1/1	0.86	0.37	74,74,74,74	0
55	MG	BA	3140	1/1	0.86	0.25	58,58,58,58	0
55	MG	BA	3622	1/1	0.86	0.47	59,59,59,59	0
55	MG	AA	1795	1/1	0.86	0.23	73,73,73,73	0
55	MG	DA	3062	1/1	0.86	0.27	72,72,72,72	0
55	MG	CA	1796	1/1	0.86	0.40	102,102,102,102	0
55	MG	CA	1723	1/1	0.86	0.07	86,86,86,86	0
55	MG	BA	3362	1/1	0.86	0.24	48,48,48,48	0
55	MG	AA	1834	1/1	0.86	0.48	97,97,97,97	0
55	MG	DA	3413	1/1	0.86	0.29	94,94,94,94	0
55	MG	BA	3551	1/1	0.86	0.40	87,87,87,87	0
55	MG	CA	1804	1/1	0.86	0.30	75,75,75,75	0
55	MG	DA	3077	1/1	0.86	0.11	64,64,64,64	0
55	MG	BA	3285	1/1	0.86	0.35	72,72,72,72	0
55	MG	DA	3306	1/1	0.86	0.54	65,65,65,65	0
55	MG	BA	3565	1/1	0.86	0.28	77,77,77,77	0
55	MG	BA	3083	1/1	0.86	0.12	62,62,62,62	0
55	MG	CG	302	1/1	0.86	0.14	101,101,101,101	0
55	MG	DA	3430	1/1	0.86	0.58	62,62,62,62	0
55	MG	BA	3291	1/1	0.86	0.39	72,72,72,72	0
55	MG	CA	1745	1/1	0.86	0.12	91,91,91,91	0
55	MG	AA	1716	1/1	0.86	0.22	92,92,92,92	0
55	MG	BA	3371	1/1	0.86	0.31	70,70,70,70	0
55	MG	DA	3098	1/1	0.86	0.46	68,68,68,68	0
55	MG	DB	212	1/1	0.86	0.26	88,88,88,88	0
55	MG	B2	201	1/1	0.86	0.42	85,85,85,85	0
55	MG	BA	3240	1/1	0.86	0.54	88,88,88,88	0
55	MG	AA	1638	1/1	0.86	0.31	104,104,104,104	0
55	MG	AA	1682	1/1	0.86	0.16	91,91,91,91	0
55	MG	CA	1774	1/1	0.87	0.13	104,104,104,104	0
55	MG	DA	3026	1/1	0.87	0.43	95,95,95,95	0

*Continued on next page...*

*Continued from previous page...*

Mol	Type	Chain	Res	Atoms	RSCC	RSR	B-factors(Å <sup>2</sup> )	Q<0.9
55	MG	DA	3482	1/1	0.87	0.45	81,81,81,81	0
55	MG	AA	1656	1/1	0.87	0.43	87,87,87,87	0
55	MG	DA	3319	1/1	0.87	0.40	74,74,74,74	0
55	MG	BA	3497	1/1	0.87	0.21	71,71,71,71	0
55	MG	AA	1778	1/1	0.87	0.14	106,106,106,106	0
55	MG	CA	1784	1/1	0.87	0.23	81,81,81,81	0
55	MG	CA	1725	1/1	0.87	0.24	86,86,86,86	0
55	MG	BA	3455	1/1	0.87	0.24	76,76,76,76	0
55	MG	BA	3578	1/1	0.87	0.35	81,81,81,81	0
55	MG	BA	3506	1/1	0.87	0.37	78,78,78,78	0
55	MG	BA	3319	1/1	0.87	0.28	65,65,65,65	0
55	MG	AA	1817	1/1	0.87	0.21	85,85,85,85	0
55	MG	DA	3168	1/1	0.87	0.29	49,49,49,49	0
55	MG	BA	3584	1/1	0.87	0.18	72,72,72,72	0
55	MG	BA	3375	1/1	0.87	0.25	50,50,50,50	0
55	MG	BA	3378	1/1	0.87	0.56	76,76,76,76	0
55	MG	CA	1601	1/1	0.87	0.31	96,96,96,96	0
55	MG	DA	3434	1/1	0.87	0.15	74,74,74,74	0
55	MG	DA	3438	1/1	0.87	0.25	87,87,87,87	0
55	MG	AA	1830	1/1	0.87	0.30	73,73,73,73	0
55	MG	AA	1752	1/1	0.87	0.27	78,78,78,78	0
55	MG	CA	1611	1/1	0.87	0.89	93,93,93,93	0
55	MG	DA	3515	1/1	0.87	0.63	82,82,82,82	0
55	MG	BA	3387	1/1	0.87	0.40	73,73,73,73	0
55	MG	BA	3471	1/1	0.87	0.31	72,72,72,72	0
55	MG	DA	3520	1/1	0.87	0.83	76,76,76,76	0
55	MG	DA	3455	1/1	0.87	0.29	69,69,69,69	0
55	MG	DA	3523	1/1	0.87	0.91	81,81,81,81	0
55	MG	AA	1633	1/1	0.87	0.25	74,74,74,74	0
55	MG	CA	1691	1/1	0.87	0.33	78,78,78,78	0
55	MG	DB	204	1/1	0.87	0.28	82,82,82,82	0
55	MG	AA	1835	1/1	0.87	0.29	87,87,87,87	0
55	MG	BA	3475	1/1	0.87	0.31	83,83,83,83	0
55	MG	AA	1742	1/1	0.87	0.17	78,78,78,78	0
55	MG	BA	3479	1/1	0.87	0.46	82,82,82,82	0
55	MG	DA	3291	1/1	0.87	0.59	65,65,65,65	0
55	MG	CA	1768	1/1	0.87	0.41	84,84,84,84	0
55	MG	AA	1639	1/1	0.87	0.31	91,91,91,91	0
55	MG	BA	3090	1/1	0.87	0.47	49,49,49,49	0
55	MG	BA	3364	1/1	0.87	0.45	82,82,82,82	0
55	MG	BA	3203	1/1	0.87	0.33	85,85,85,85	0
55	MG	BA	3266	1/1	0.87	0.41	77,77,77,77	0

*Continued on next page...*

*Continued from previous page...*

Mol	Type	Chain	Res	Atoms	RSCC	RSR	B-factors( $\text{\AA}^2$ )	Q<0.9
55	MG	DA	3023	1/1	0.87	0.44	57,57,57,57	0
55	MG	DA	3220	1/1	0.88	0.36	66,66,66,66	0
55	MG	BA	3445	1/1	0.88	0.35	79,79,79,79	0
55	MG	BA	3503	1/1	0.88	0.20	65,65,65,65	0
55	MG	CA	1615	1/1	0.88	0.22	81,81,81,81	0
55	MG	DA	3428	1/1	0.88	0.58	84,84,84,84	0
55	MG	AA	1821	1/1	0.88	0.23	75,75,75,75	0
55	MG	DA	3263	1/1	0.88	0.86	82,82,82,82	0
55	MG	BA	3448	1/1	0.88	0.43	100,100,100,100	0
55	MG	BA	3507	1/1	0.88	0.30	89,89,89,89	0
55	MG	AA	1737	1/1	0.88	0.55	83,83,83,83	0
55	MG	DA	3435	1/1	0.88	0.11	72,72,72,72	0
55	MG	DA	3436	1/1	0.88	0.30	98,98,98,98	0
55	MG	DA	3015	1/1	0.88	0.69	89,89,89,89	0
55	MG	DA	3439	1/1	0.88	0.33	62,62,62,62	0
55	MG	BA	3510	1/1	0.88	0.15	108,108,108,108	0
55	MG	BA	3511	1/1	0.88	0.15	89,89,89,89	0
55	MG	DA	3442	1/1	0.88	0.22	91,91,91,91	0
55	MG	BA	3267	1/1	0.88	0.30	61,61,61,61	0
55	MG	CA	1742	1/1	0.88	0.15	97,97,97,97	0
55	MG	BA	3114	1/1	0.88	0.20	74,74,74,74	0
55	MG	DA	3454	1/1	0.88	0.37	92,92,92,92	0
55	MG	CA	1747	1/1	0.88	0.26	94,94,94,94	0
55	MG	DA	3034	1/1	0.88	0.33	62,62,62,62	0
55	MG	AA	1739	1/1	0.88	0.07	93,93,93,93	0
55	MG	DA	3040	1/1	0.88	0.14	81,81,81,81	0
55	MG	CA	1634	1/1	0.88	0.45	77,77,77,77	0
55	MG	BA	3118	1/1	0.88	0.42	61,61,61,61	0
55	MG	BA	3204	1/1	0.88	0.34	78,78,78,78	0
55	MG	AC	109	1/1	0.88	0.41	82,82,82,82	0
55	MG	BA	3211	1/1	0.88	0.46	39,39,39,39	0
55	MG	CA	1643	1/1	0.88	0.49	82,82,82,82	0
55	MG	DA	3471	1/1	0.88	0.43	80,80,80,80	0
55	MG	BA	3531	1/1	0.88	0.36	53,53,53,53	0
55	MG	CA	1760	1/1	0.88	0.27	91,91,91,91	0
55	MG	BA	3621	1/1	0.88	0.15	63,63,63,63	0
55	MG	CA	1648	1/1	0.88	0.42	65,65,65,65	0
55	MG	BA	3532	1/1	0.88	0.22	85,85,85,85	0
55	MG	CA	1657	1/1	0.88	0.27	95,95,95,95	0
55	MG	CA	1767	1/1	0.88	0.46	77,77,77,77	0
55	MG	DA	3481	1/1	0.88	0.41	96,96,96,96	0
55	MG	BA	3623	1/1	0.88	0.40	60,60,60,60	0

*Continued on next page...*

*Continued from previous page...*

Mol	Type	Chain	Res	Atoms	RSCC	RSR	B-factors( $\text{\AA}^2$ )	Q<0.9
55	MG	AA	1675	1/1	0.88	0.45	80,80,80,80	0
55	MG	BB	204	1/1	0.88	0.31	78,78,78,78	0
55	MG	AA	1743	1/1	0.88	0.11	107,107,107,107	0
55	MG	AA	1744	1/1	0.88	0.13	117,117,117,117	0
55	MG	BA	3231	1/1	0.88	0.50	73,73,73,73	0
55	MG	AA	1745	1/1	0.88	0.56	67,67,67,67	0
55	MG	AA	1693	1/1	0.88	0.16	87,87,87,87	0
55	MG	CA	1673	1/1	0.88	0.53	64,64,64,64	0
55	MG	BA	3424	1/1	0.88	0.65	72,72,72,72	0
55	MG	DA	3090	1/1	0.88	0.33	86,86,86,86	0
55	MG	CA	1679	1/1	0.88	0.37	85,85,85,85	0
55	MG	BA	3482	1/1	0.88	0.39	57,57,57,57	0
55	MG	BA	3094	1/1	0.88	0.56	78,78,78,78	0
55	MG	CA	1686	1/1	0.88	0.42	73,73,73,73	0
55	MG	DA	3368	1/1	0.88	0.72	73,73,73,73	0
55	MG	DA	3504	1/1	0.88	0.34	65,65,65,65	0
55	MG	AA	1694	1/1	0.88	0.12	91,91,91,91	0
55	MG	BE	305	1/1	0.88	0.42	71,71,71,71	0
55	MG	DA	3376	1/1	0.88	0.53	82,82,82,82	0
55	MG	DA	3377	1/1	0.88	0.22	98,98,98,98	0
55	MG	BF	302	1/1	0.88	0.22	72,72,72,72	0
55	MG	CA	1800	1/1	0.88	0.32	78,78,78,78	0
55	MG	DA	3383	1/1	0.88	0.47	87,87,87,87	0
55	MG	DA	3125	1/1	0.88	0.43	45,45,45,45	0
55	MG	BA	3569	1/1	0.88	0.54	85,85,85,85	0
55	MG	CA	1697	1/1	0.88	0.30	65,65,65,65	0
55	MG	CA	1803	1/1	0.88	0.30	96,96,96,96	0
55	MG	BA	3489	1/1	0.88	0.24	70,70,70,70	0
55	MG	DA	3395	1/1	0.88	0.47	69,69,69,69	0
55	MG	BA	3395	1/1	0.88	0.31	72,72,72,72	0
55	MG	DA	3526	1/1	0.88	0.31	68,68,68,68	0
55	MG	DB	203	1/1	0.88	0.33	66,66,66,66	0
55	MG	DA	3399	1/1	0.88	0.45	76,76,76,76	0
55	MG	CA	1700	1/1	0.88	0.47	77,77,77,77	0
55	MG	AC	102	1/1	0.88	0.67	93,93,93,93	0
55	MG	CA	1707	1/1	0.88	0.57	98,98,98,98	0
55	MG	AA	1613	1/1	0.88	0.07	85,85,85,85	0
55	MG	BA	3574	1/1	0.88	0.53	78,78,78,78	0
55	MG	DA	3405	1/1	0.88	0.47	79,79,79,79	0
55	MG	BA	3575	1/1	0.88	0.35	71,71,71,71	0
55	MG	DA	3175	1/1	0.88	0.34	83,83,83,83	0
55	MG	CA	1713	1/1	0.88	0.57	102,102,102,102	0

*Continued on next page...*

*Continued from previous page...*

Mol	Type	Chain	Res	Atoms	RSCC	RSR	B-factors( $\text{\AA}^2$ )	Q<0.9
55	MG	DB	214	1/1	0.88	0.19	96,96,96,96	0
55	MG	DE	302	1/1	0.88	0.27	65,65,65,65	0
55	MG	CA	1609	1/1	0.88	0.16	115,115,115,115	0
55	MG	BA	3444	1/1	0.88	0.50	78,78,78,78	0
55	MG	CC	105	1/1	0.88	0.59	82,82,82,82	0
55	MG	DA	3307	1/1	0.89	0.26	77,77,77,77	0
55	MG	BA	3210	1/1	0.89	0.20	74,74,74,74	0
55	MG	BF	303	1/1	0.89	0.48	66,66,66,66	0
55	MG	BO	202	1/1	0.89	0.23	37,37,37,37	0
55	MG	CA	1684	1/1	0.89	0.61	85,85,85,85	0
55	MG	AA	1712	1/1	0.89	0.38	78,78,78,78	0
55	MG	CA	1687	1/1	0.89	0.17	89,89,89,89	0
55	MG	DA	3328	1/1	0.89	0.34	47,47,47,47	0
55	MG	CA	1781	1/1	0.89	0.05	117,117,117,117	0
55	MG	AA	1787	1/1	0.89	0.47	96,96,96,96	0
55	MG	AA	1722	1/1	0.89	0.46	68,68,68,68	0
55	MG	BA	3223	1/1	0.89	0.27	92,92,92,92	0
55	MG	BA	3416	1/1	0.89	0.18	87,87,87,87	0
55	MG	BA	3225	1/1	0.89	0.17	65,65,65,65	0
55	MG	BA	3494	1/1	0.89	0.77	76,76,76,76	0
55	MG	AN	202	1/1	0.89	0.32	82,82,82,82	0
55	MG	AA	1773	1/1	0.89	0.26	87,87,87,87	0
55	MG	BA	3314	1/1	0.89	0.58	64,64,64,64	0
55	MG	CA	1704	1/1	0.89	0.28	99,99,99,99	0
55	MG	BA	3425	1/1	0.89	0.51	91,91,91,91	0
55	MG	DA	3351	1/1	0.89	0.28	79,79,79,79	0
55	MG	DA	3352	1/1	0.89	0.65	64,64,64,64	0
55	MG	BA	3502	1/1	0.89	0.26	67,67,67,67	0
55	MG	A1	102	1/1	0.89	0.42	86,86,86,86	0
55	MG	BA	3034	1/1	0.89	0.34	41,41,41,41	0
55	MG	DA	3112	1/1	0.89	0.35	81,81,81,81	0
55	MG	BA	3435	1/1	0.89	0.28	65,65,65,65	0
55	MG	BA	3589	1/1	0.89	0.31	41,41,41,41	0
55	MG	CA	1715	1/1	0.89	0.25	104,104,104,104	0
55	MG	BA	3323	1/1	0.89	0.32	66,66,66,66	0
55	MG	AA	1615	1/1	0.89	0.55	105,105,105,105	0
55	MG	DA	3369	1/1	0.89	0.27	74,74,74,74	0
55	MG	BA	3249	1/1	0.89	0.29	30,30,30,30	0
55	MG	DA	3488	1/1	0.89	0.58	86,86,86,86	0
55	MG	BA	3381	1/1	0.89	0.44	90,90,90,90	0
55	MG	BA	3053	1/1	0.89	0.28	95,95,95,95	0
55	MG	AA	1734	1/1	0.89	0.19	96,96,96,96	0

*Continued on next page...*

*Continued from previous page...*

Mol	Type	Chain	Res	Atoms	RSCC	RSR	B-factors(Å <sup>2</sup> )	Q<0.9
55	MG	BA	3447	1/1	0.89	0.49	71,71,71,71	0
55	MG	AA	1631	1/1	0.89	0.21	66,66,66,66	0
55	MG	BA	3331	1/1	0.89	0.42	65,65,65,65	0
55	MG	CA	1639	1/1	0.89	0.36	95,95,95,95	0
55	MG	DA	3150	1/1	0.89	0.34	68,68,68,68	0
55	MG	BA	3260	1/1	0.89	0.42	47,47,47,47	0
55	MG	DA	3391	1/1	0.89	0.23	78,78,78,78	0
55	MG	DA	3154	1/1	0.89	0.32	69,69,69,69	0
55	MG	BA	3619	1/1	0.89	0.33	69,69,69,69	0
55	MG	BA	3167	1/1	0.89	0.38	73,73,73,73	0
55	MG	DA	3173	1/1	0.89	0.22	60,60,60,60	0
55	MG	BA	3103	1/1	0.89	0.49	52,52,52,52	0
55	MG	DA	3511	1/1	0.89	0.43	76,76,76,76	0
55	MG	CA	1647	1/1	0.89	0.51	61,61,61,61	0
55	MG	DA	3018	1/1	0.89	0.28	77,77,77,77	0
55	MG	DA	3019	1/1	0.89	0.92	90,90,90,90	0
55	MG	AB	104	1/1	0.89	0.35	82,82,82,82	0
55	MG	BA	3270	1/1	0.89	0.22	76,76,76,76	0
55	MG	BA	3060	1/1	0.89	0.17	64,64,64,64	0
55	MG	BA	3273	1/1	0.89	0.41	94,94,94,94	0
55	MG	DA	3408	1/1	0.89	0.11	73,73,73,73	0
55	MG	DA	3027	1/1	0.89	0.23	77,77,77,77	0
55	MG	DA	3412	1/1	0.89	0.33	89,89,89,89	0
55	MG	BA	3061	1/1	0.89	0.54	61,61,61,61	0
55	MG	DB	201	1/1	0.89	0.37	81,81,81,81	0
55	MG	BA	3539	1/1	0.89	0.26	74,74,74,74	0
55	MG	AA	1673	1/1	0.89	0.47	78,78,78,78	0
55	MG	DA	3037	1/1	0.89	0.33	98,98,98,98	0
55	MG	CA	1663	1/1	0.89	0.35	81,81,81,81	0
55	MG	BA	3543	1/1	0.89	0.41	80,80,80,80	0
55	MG	CA	1665	1/1	0.89	0.17	83,83,83,83	0
55	MG	AA	1718	1/1	0.89	0.58	82,82,82,82	0
55	MG	CA	1668	1/1	0.89	0.42	79,79,79,79	0
55	MG	BA	3289	1/1	0.89	0.56	60,60,60,60	0
55	MG	DA	3047	1/1	0.89	0.42	76,76,76,76	0
55	MG	DA	3048	1/1	0.89	0.49	75,75,75,75	0
55	MG	BA	3548	1/1	0.89	0.48	76,76,76,76	0
55	MG	AA	1643	1/1	0.89	0.62	85,85,85,85	0
55	MG	DA	3053	1/1	0.89	0.62	62,62,62,62	0
55	MG	D1	201	1/1	0.89	0.39	71,71,71,71	0
55	MG	DA	3055	1/1	0.89	0.54	68,68,68,68	0
55	MG	BA	3552	1/1	0.89	0.30	102,102,102,102	0

*Continued on next page...*



*Continued from previous page...*

Mol	Type	Chain	Res	Atoms	RSCC	RSR	B-factors( $\text{\AA}^2$ )	Q<0.9
55	MG	AA	1668	1/1	0.90	0.63	76,76,76,76	0
55	MG	BA	3132	1/1	0.90	0.41	71,71,71,71	0
55	MG	DA	3279	1/1	0.90	0.24	84,84,84,84	0
55	MG	DA	3385	1/1	0.90	0.70	62,62,62,62	0
55	MG	DA	3076	1/1	0.90	0.37	86,86,86,86	0
55	MG	BA	3449	1/1	0.90	0.36	80,80,80,80	0
55	MG	BA	3451	1/1	0.90	0.48	65,65,65,65	0
55	MG	AA	1774	1/1	0.90	0.13	91,91,91,91	0
55	MG	CA	1688	1/1	0.90	0.34	71,71,71,71	0
55	MG	CA	1628	1/1	0.90	0.21	101,101,101,101	0
55	MG	AA	1692	1/1	0.90	0.13	115,115,115,115	0
55	MG	DA	3398	1/1	0.90	0.40	74,74,74,74	0
55	MG	BB	202	1/1	0.90	0.14	79,79,79,79	0
55	MG	AA	1678	1/1	0.90	0.35	74,74,74,74	0
55	MG	CA	1633	1/1	0.90	0.28	91,91,91,91	0
55	MG	BA	3281	1/1	0.90	0.54	72,72,72,72	0
55	MG	CA	1635	1/1	0.90	0.78	86,86,86,86	0
55	MG	BA	3321	1/1	0.90	0.41	77,77,77,77	0
55	MG	BA	3322	1/1	0.90	0.63	64,64,64,64	0
55	MG	BA	3144	1/1	0.90	0.29	48,48,48,48	0
55	MG	DA	3496	1/1	0.90	0.24	83,83,83,83	0
55	MG	BA	3516	1/1	0.90	0.86	78,78,78,78	0
55	MG	DA	3498	1/1	0.90	0.24	85,85,85,85	0
55	MG	AA	1624	1/1	0.90	0.28	79,79,79,79	0
55	MG	CA	1778	1/1	0.90	0.40	96,96,96,96	0
55	MG	BA	3421	1/1	0.90	0.35	62,62,62,62	0
55	MG	DA	3032	1/1	0.90	0.12	76,76,76,76	0
55	MG	BA	3423	1/1	0.90	0.56	61,61,61,61	0
55	MG	DA	3332	1/1	0.90	0.39	76,76,76,76	0
55	MG	BA	3393	1/1	0.90	0.51	81,81,81,81	0
55	MG	BA	3581	1/1	0.90	0.33	69,69,69,69	0
55	MG	DA	3336	1/1	0.90	0.41	87,87,87,87	0
55	MG	CA	1785	1/1	0.90	0.24	105,105,105,105	0
55	MG	AA	1653	1/1	0.90	0.53	81,81,81,81	0
55	MG	CA	1654	1/1	0.90	0.31	99,99,99,99	0
55	MG	DA	3514	1/1	0.90	0.68	59,59,59,59	0
55	MG	CA	1655	1/1	0.90	0.37	87,87,87,87	0
55	MG	BA	3360	1/1	0.90	0.14	84,84,84,84	0
55	MG	AA	1808	1/1	0.90	0.54	76,76,76,76	0
55	MG	BA	3587	1/1	0.90	0.32	64,64,64,64	0
55	MG	AA	1809	1/1	0.90	0.36	63,63,63,63	0
55	MG	DA	3348	1/1	0.90	0.60	73,73,73,73	0

*Continued on next page...*

*Continued from previous page...*

Mol	Type	Chain	Res	Atoms	RSCC	RSR	B-factors(Å <sup>2</sup> )	Q<0.9
55	MG	DA	3437	1/1	0.90	0.20	87,87,87,87	0
55	MG	BA	3437	1/1	0.90	0.42	67,67,67,67	0
55	MG	BA	3292	1/1	0.90	0.40	85,85,85,85	0
55	MG	DA	3179	1/1	0.90	0.32	70,70,70,70	0
55	MG	DB	202	1/1	0.90	0.18	98,98,98,98	0
55	MG	BA	3535	1/1	0.90	0.44	80,80,80,80	0
55	MG	BA	3593	1/1	0.90	0.26	80,80,80,80	0
55	MG	CA	1606	1/1	0.90	0.35	87,87,87,87	0
55	MG	DA	3358	1/1	0.90	0.53	88,88,88,88	0
55	MG	BA	3439	1/1	0.90	0.36	71,71,71,71	0
55	MG	DA	3060	1/1	0.90	0.85	73,73,73,73	0
55	MG	DA	3225	1/1	0.90	0.59	73,73,73,73	0
55	MG	DA	3230	1/1	0.90	0.16	59,59,59,59	0
55	MG	BA	3257	1/1	0.90	0.25	64,64,64,64	0
55	MG	BA	3217	1/1	0.90	0.31	52,52,52,52	0
55	MG	AA	1664	1/1	0.90	0.20	45,45,45,45	0
55	MG	BA	3336	1/1	0.90	0.47	66,66,66,66	0
55	MG	DA	3253	1/1	0.90	0.17	87,87,87,87	0
55	MG	DA	3373	1/1	0.90	0.43	79,79,79,79	0
55	MG	BA	3544	1/1	0.90	0.40	72,72,72,72	0
55	MG	DA	3269	1/1	0.90	0.42	84,84,84,84	0
55	MG	BA	3038	1/1	0.90	0.40	56,56,56,56	0
55	MG	BA	3234	1/1	0.91	0.43	86,86,86,86	0
55	MG	AA	1767	1/1	0.91	0.22	96,96,96,96	0
55	MG	BA	3582	1/1	0.91	0.42	86,86,86,86	0
55	MG	CA	1794	1/1	0.91	0.34	74,74,74,74	0
55	MG	DA	3314	1/1	0.91	0.47	76,76,76,76	0
55	MG	DA	3073	1/1	0.91	0.52	80,80,80,80	0
55	MG	DA	3318	1/1	0.91	0.22	63,63,63,63	0
55	MG	BA	3246	1/1	0.91	0.40	68,68,68,68	0
55	MG	BA	3302	1/1	0.91	0.41	26,26,26,26	0
55	MG	BA	3513	1/1	0.91	0.41	90,90,90,90	0
55	MG	BA	3303	1/1	0.91	0.38	72,72,72,72	0
55	MG	DA	3451	1/1	0.91	0.47	75,75,75,75	0
55	MG	BA	3459	1/1	0.91	0.42	70,70,70,70	0
55	MG	BA	3460	1/1	0.91	0.13	83,83,83,83	0
55	MG	AA	1607	1/1	0.91	0.22	89,89,89,89	0
55	MG	BA	3305	1/1	0.91	0.42	70,70,70,70	0
55	MG	BA	3524	1/1	0.91	0.19	66,66,66,66	0
55	MG	CA	1627	1/1	0.91	0.31	88,88,88,88	0
55	MG	BA	3179	1/1	0.91	0.44	64,64,64,64	0
55	MG	DA	3093	1/1	0.91	0.20	80,80,80,80	0

*Continued on next page...*

*Continued from previous page...*

Mol	Type	Chain	Res	Atoms	RSCC	RSR	B-factors(Å <sup>2</sup> )	Q<0.9
55	MG	BA	3596	1/1	0.91	0.46	55,55,55,55	0
55	MG	AA	1644	1/1	0.91	0.16	62,62,62,62	0
55	MG	DA	3343	1/1	0.91	0.36	95,95,95,95	0
55	MG	CA	1718	1/1	0.91	0.07	92,92,92,92	0
55	MG	CA	1631	1/1	0.91	0.11	81,81,81,81	0
55	MG	BA	3187	1/1	0.91	0.48	73,73,73,73	0
55	MG	BA	3601	1/1	0.91	0.20	85,85,85,85	0
55	MG	DA	3349	1/1	0.91	0.29	63,63,63,63	0
55	MG	AA	1697	1/1	0.91	0.41	84,84,84,84	0
55	MG	BA	3469	1/1	0.91	0.30	60,60,60,60	0
55	MG	DA	3128	1/1	0.91	0.34	77,77,77,77	0
55	MG	BA	3470	1/1	0.91	0.31	88,88,88,88	0
55	MG	DA	3355	1/1	0.91	0.50	77,77,77,77	0
55	MG	CC	108	1/1	0.91	0.56	106,106,106,106	0
55	MG	BA	3609	1/1	0.91	0.65	70,70,70,70	0
55	MG	DA	3003	1/1	0.91	0.29	64,64,64,64	0
55	MG	DA	3359	1/1	0.91	0.36	76,76,76,76	0
55	MG	CA	1733	1/1	0.91	0.43	69,69,69,69	0
55	MG	BA	3611	1/1	0.91	0.52	87,87,87,87	0
55	MG	DA	3489	1/1	0.91	0.16	71,71,71,71	0
55	MG	BA	3122	1/1	0.91	0.30	37,37,37,37	0
55	MG	CA	1640	1/1	0.91	0.33	81,81,81,81	0
55	MG	BA	3318	1/1	0.91	0.53	75,75,75,75	0
55	MG	BA	3617	1/1	0.91	0.72	71,71,71,71	0
55	MG	DA	3152	1/1	0.91	0.07	67,67,67,67	0
55	MG	DA	3017	1/1	0.91	0.37	75,75,75,75	0
55	MG	BA	3618	1/1	0.91	0.47	73,73,73,73	0
55	MG	BA	3127	1/1	0.91	0.59	53,53,53,53	0
55	MG	BA	3474	1/1	0.91	0.43	80,80,80,80	0
55	MG	AA	1810	1/1	0.91	0.45	67,67,67,67	0
55	MG	CA	1652	1/1	0.91	0.33	71,71,71,71	0
55	MG	BA	3540	1/1	0.91	0.30	61,61,61,61	0
55	MG	BA	3205	1/1	0.91	0.33	80,80,80,80	0
55	MG	BA	3542	1/1	0.91	0.48	72,72,72,72	0
55	MG	DA	3506	1/1	0.91	0.40	78,78,78,78	0
55	MG	DA	3188	1/1	0.91	0.60	56,56,56,56	0
55	MG	AA	1771	1/1	0.91	0.11	70,70,70,70	0
55	MG	BA	3065	1/1	0.91	0.34	91,91,91,91	0
55	MG	AA	1801	1/1	0.91	0.49	84,84,84,84	0
55	MG	DA	3226	1/1	0.91	0.41	62,62,62,62	0
55	MG	BA	3071	1/1	0.91	0.23	70,70,70,70	0
55	MG	BA	3145	1/1	0.91	0.35	74,74,74,74	0

*Continued on next page...*

*Continued from previous page...*

Mol	Type	Chain	Res	Atoms	RSCC	RSR	B-factors( $\text{\AA}^2$ )	Q<0.9
55	MG	BA	3487	1/1	0.91	0.10	94,94,94,94	0
55	MG	DA	3242	1/1	0.91	0.58	63,63,63,63	0
55	MG	DA	3518	1/1	0.91	0.41	83,83,83,83	0
55	MG	BA	3488	1/1	0.91	0.36	80,80,80,80	0
55	MG	BA	3553	1/1	0.91	0.21	78,78,78,78	0
55	MG	BA	3556	1/1	0.91	0.51	58,58,58,58	0
55	MG	DA	3259	1/1	0.91	0.26	72,72,72,72	0
55	MG	DA	3044	1/1	0.91	0.29	73,73,73,73	0
55	MG	DA	3266	1/1	0.91	0.50	55,55,55,55	0
55	MG	BA	3278	1/1	0.91	0.42	81,81,81,81	0
55	MG	BA	3219	1/1	0.91	0.43	76,76,76,76	0
55	MG	DA	3407	1/1	0.91	0.42	73,73,73,73	0
55	MG	BA	3566	1/1	0.91	0.29	88,88,88,88	0
55	MG	BA	3146	1/1	0.91	0.38	59,59,59,59	0
55	MG	DA	3050	1/1	0.91	0.68	66,66,66,66	0
55	MG	AA	1704	1/1	0.91	0.11	83,83,83,83	0
55	MG	BA	3335	1/1	0.91	0.35	58,58,58,58	0
55	MG	DA	3285	1/1	0.91	0.25	50,50,50,50	0
55	MG	BU	202	1/1	0.91	0.12	55,55,55,55	0
55	MG	DA	3056	1/1	0.91	0.44	81,81,81,81	0
55	MG	AA	1829	1/1	0.91	0.55	77,77,77,77	0
55	MG	AA	1764	1/1	0.91	0.17	79,79,79,79	0
55	MG	DA	3293	1/1	0.91	0.48	75,75,75,75	0
55	MG	DA	3294	1/1	0.91	0.23	64,64,64,64	0
55	MG	AA	1831	1/1	0.91	0.45	90,90,90,90	0
55	MG	AA	1663	1/1	0.91	0.27	47,47,47,47	0
55	MG	BA	3344	1/1	0.91	0.36	55,55,55,55	0
55	MG	BA	3293	1/1	0.91	0.26	65,65,65,65	0
55	MG	CA	1786	1/1	0.91	0.26	73,73,73,73	0
55	MG	BA	3549	1/1	0.92	0.34	68,68,68,68	0
55	MG	BA	3477	1/1	0.92	0.46	95,95,95,95	0
55	MG	CA	1776	1/1	0.92	0.50	71,71,71,71	0
55	MG	BE	301	1/1	0.92	0.39	59,59,59,59	0
55	MG	BA	3414	1/1	0.92	0.13	72,72,72,72	0
55	MG	BA	3174	1/1	0.92	0.81	71,71,71,71	0
55	MG	DA	3300	1/1	0.92	0.27	81,81,81,81	0
55	MG	DA	3063	1/1	0.92	0.53	75,75,75,75	0
55	MG	AA	1645	1/1	0.92	0.47	50,50,50,50	0
55	MG	CA	1782	1/1	0.92	0.38	93,93,93,93	0
55	MG	CA	1678	1/1	0.92	0.23	70,70,70,70	0
55	MG	BA	3559	1/1	0.92	0.17	81,81,81,81	0
55	MG	BA	3483	1/1	0.92	0.34	68,68,68,68	0

*Continued on next page...*

*Continued from previous page...*

Mol	Type	Chain	Res	Atoms	RSCC	RSR	B-factors( $\text{\AA}^2$ )	Q<0.9
55	MG	CA	1682	1/1	0.92	0.38	86,86,86,86	0
55	MG	DA	3313	1/1	0.92	0.29	85,85,85,85	0
55	MG	DA	3444	1/1	0.92	0.17	73,73,73,73	0
55	MG	DA	3074	1/1	0.92	0.18	70,70,70,70	0
55	MG	AA	1699	1/1	0.92	0.26	64,64,64,64	0
55	MG	CA	1788	1/1	0.92	0.33	84,84,84,84	0
55	MG	CA	1789	1/1	0.92	0.58	71,71,71,71	0
55	MG	AA	1805	1/1	0.92	0.35	65,65,65,65	0
55	MG	DA	3322	1/1	0.92	0.54	70,70,70,70	0
55	MG	DA	3458	1/1	0.92	0.60	92,92,92,92	0
55	MG	DA	3324	1/1	0.92	0.20	78,78,78,78	0
55	MG	BA	3419	1/1	0.92	0.53	85,85,85,85	0
55	MG	DA	3082	1/1	0.92	0.38	91,91,91,91	0
55	MG	AA	1661	1/1	0.92	0.34	48,48,48,48	0
55	MG	BA	3311	1/1	0.92	0.30	83,83,83,83	0
55	MG	DA	3086	1/1	0.92	0.20	114,114,114,114	0
55	MG	BA	3081	1/1	0.92	0.30	75,75,75,75	0
55	MG	CA	1602	1/1	0.92	0.28	80,80,80,80	0
55	MG	BA	3363	1/1	0.92	0.56	67,67,67,67	0
55	MG	CA	1694	1/1	0.92	0.47	97,97,97,97	0
55	MG	CA	1605	1/1	0.92	0.38	76,76,76,76	0
55	MG	AA	1717	1/1	0.92	0.40	74,74,74,74	0
55	MG	CA	1607	1/1	0.92	0.43	85,85,85,85	0
55	MG	BA	3426	1/1	0.92	0.49	85,85,85,85	0
55	MG	BA	3315	1/1	0.92	0.34	78,78,78,78	0
55	MG	CA	1701	1/1	0.92	0.42	88,88,88,88	0
55	MG	CA	1610	1/1	0.92	0.27	97,97,97,97	0
55	MG	BA	3194	1/1	0.92	0.42	68,68,68,68	0
55	MG	BA	3501	1/1	0.92	0.24	55,55,55,55	0
55	MG	CA	1708	1/1	0.92	0.09	97,97,97,97	0
55	MG	BA	3434	1/1	0.92	0.51	75,75,75,75	0
55	MG	DA	3130	1/1	0.92	0.18	60,60,60,60	0
55	MG	BA	3195	1/1	0.92	0.49	47,47,47,47	0
55	MG	BA	3048	1/1	0.92	0.54	77,77,77,77	0
55	MG	BA	3085	1/1	0.92	0.17	73,73,73,73	0
55	MG	BA	3130	1/1	0.92	0.43	44,44,44,44	0
55	MG	BA	3372	1/1	0.92	0.27	73,73,73,73	0
55	MG	BA	3271	1/1	0.92	0.20	35,35,35,35	0
55	MG	AA	1825	1/1	0.92	0.24	93,93,93,93	0
55	MG	BA	3512	1/1	0.92	0.27	69,69,69,69	0
55	MG	BA	3208	1/1	0.92	0.10	45,45,45,45	0
55	MG	AA	1701	1/1	0.92	0.19	70,70,70,70	0

*Continued on next page...*

*Continued from previous page...*

Mol	Type	Chain	Res	Atoms	RSCC	RSR	B-factors(Å <sup>2</sup> )	Q<0.9
55	MG	DA	3009	1/1	0.92	0.53	68,68,68,68	0
55	MG	BA	3384	1/1	0.92	0.24	73,73,73,73	0
55	MG	AA	1788	1/1	0.92	0.52	77,77,77,77	0
55	MG	DA	3014	1/1	0.92	0.56	74,74,74,74	0
55	MG	BA	3518	1/1	0.92	0.23	70,70,70,70	0
55	MG	BA	3520	1/1	0.92	0.46	44,44,44,44	0
55	MG	BA	3214	1/1	0.92	0.56	67,67,67,67	0
55	MG	DA	3185	1/1	0.92	0.35	74,74,74,74	0
55	MG	BA	3602	1/1	0.92	0.25	67,67,67,67	0
55	MG	AA	1756	1/1	0.92	0.22	69,69,69,69	0
55	MG	AA	1628	1/1	0.92	0.35	69,69,69,69	0
55	MG	DA	3192	1/1	0.92	0.48	62,62,62,62	0
55	MG	DA	3510	1/1	0.92	0.32	85,85,85,85	0
55	MG	BA	3333	1/1	0.92	0.47	80,80,80,80	0
55	MG	BA	3458	1/1	0.92	0.12	82,82,82,82	0
55	MG	BA	3288	1/1	0.92	0.46	76,76,76,76	0
55	MG	AA	1650	1/1	0.92	0.49	71,71,71,71	0
55	MG	DA	3392	1/1	0.92	0.42	68,68,68,68	0
55	MG	DA	3516	1/1	0.92	0.33	105,105,105,105	0
55	MG	DA	3229	1/1	0.92	0.50	62,62,62,62	0
55	MG	AA	1654	1/1	0.92	0.44	75,75,75,75	0
55	MG	DA	3231	1/1	0.92	0.43	72,72,72,72	0
55	MG	DA	3030	1/1	0.92	0.40	74,74,74,74	0
55	MG	DA	3397	1/1	0.92	0.29	60,60,60,60	0
55	MG	BA	3615	1/1	0.92	0.41	81,81,81,81	0
55	MG	BA	3338	1/1	0.92	0.21	71,71,71,71	0
55	MG	BA	3101	1/1	0.92	0.64	63,63,63,63	0
55	MG	DA	3248	1/1	0.92	0.48	75,75,75,75	0
55	MG	AA	1760	1/1	0.92	0.69	78,78,78,78	0
55	MG	CA	1649	1/1	0.92	0.29	64,64,64,64	0
55	MG	DA	3255	1/1	0.92	0.28	75,75,75,75	0
55	MG	BA	3159	1/1	0.92	0.51	58,58,58,58	0
55	MG	BA	3343	1/1	0.92	0.30	60,60,60,60	0
55	MG	BA	3468	1/1	0.92	0.32	77,77,77,77	0
55	MG	AA	1748	1/1	0.92	0.42	84,84,84,84	0
55	MG	BA	3296	1/1	0.92	0.40	53,53,53,53	0
55	MG	DA	3410	1/1	0.92	0.39	78,78,78,78	0
55	MG	CA	1765	1/1	0.92	0.25	101,101,101,101	0
55	MG	BA	3347	1/1	0.92	0.43	68,68,68,68	0
55	MG	DA	3414	1/1	0.92	0.31	85,85,85,85	0
55	MG	BA	3299	1/1	0.92	0.49	89,89,89,89	0
55	MG	DA	3416	1/1	0.92	0.49	59,59,59,59	0

*Continued on next page...*

*Continued from previous page...*

Mol	Type	Chain	Res	Atoms	RSCC	RSR	B-factors( $\text{\AA}^2$ )	Q<0.9
55	MG	BA	3105	1/1	0.92	0.32	75,75,75,75	0
55	MG	BA	3545	1/1	0.92	0.38	69,69,69,69	0
55	MG	BA	3070	1/1	0.92	0.13	63,63,63,63	0
55	MG	BA	3351	1/1	0.92	0.96	78,78,78,78	0
55	MG	AA	1732	1/1	0.92	0.33	92,92,92,92	0
55	MG	DA	3325	1/1	0.93	0.54	73,73,73,73	0
55	MG	DA	3326	1/1	0.93	0.36	70,70,70,70	0
55	MG	BA	3156	1/1	0.93	0.29	40,40,40,40	0
55	MG	BA	3316	1/1	0.93	0.50	69,69,69,69	0
55	MG	AA	1636	1/1	0.93	0.28	87,87,87,87	0
55	MG	DA	3138	1/1	0.93	0.20	70,70,70,70	0
55	MG	CA	1620	1/1	0.93	0.46	64,64,64,64	0
55	MG	BA	3616	1/1	0.93	0.38	58,58,58,58	0
55	MG	DA	3445	1/1	0.93	0.33	78,78,78,78	0
55	MG	DA	3143	1/1	0.93	0.28	58,58,58,58	0
55	MG	DA	3031	1/1	0.93	0.22	72,72,72,72	0
55	MG	AA	1605	1/1	0.93	0.40	82,82,82,82	0
55	MG	BA	3056	1/1	0.93	0.21	54,54,54,54	0
55	MG	BA	3558	1/1	0.93	0.14	63,63,63,63	0
55	MG	CA	1775	1/1	0.93	0.40	72,72,72,72	0
55	MG	AA	1629	1/1	0.93	0.12	86,86,86,86	0
55	MG	BA	3279	1/1	0.93	0.09	70,70,70,70	0
55	MG	DA	3172	1/1	0.93	0.10	88,88,88,88	0
55	MG	AA	1775	1/1	0.93	0.12	79,79,79,79	0
55	MG	AA	1685	1/1	0.93	0.29	88,88,88,88	0
55	MG	AA	1687	1/1	0.93	0.32	72,72,72,72	0
55	MG	BB	203	1/1	0.93	0.42	65,65,65,65	0
55	MG	AA	1738	1/1	0.93	0.54	79,79,79,79	0
55	MG	BB	205	1/1	0.93	0.35	74,74,74,74	0
55	MG	CA	1703	1/1	0.93	0.27	94,94,94,94	0
55	MG	DA	3469	1/1	0.93	0.60	80,80,80,80	0
55	MG	BB	206	1/1	0.93	0.34	86,86,86,86	0
55	MG	BA	3413	1/1	0.93	0.52	78,78,78,78	0
55	MG	BA	3067	1/1	0.93	0.23	48,48,48,48	0
55	MG	DA	3207	1/1	0.93	0.57	66,66,66,66	0
55	MG	DA	3208	1/1	0.93	0.47	74,74,74,74	0
55	MG	DA	3360	1/1	0.93	0.39	65,65,65,65	0
55	MG	DA	3212	1/1	0.93	0.60	48,48,48,48	0
55	MG	DA	3362	1/1	0.93	0.61	53,53,53,53	0
55	MG	BA	3093	1/1	0.93	0.27	57,57,57,57	0
55	MG	DA	3224	1/1	0.93	0.47	66,66,66,66	0
55	MG	DA	3365	1/1	0.93	0.53	58,58,58,58	0

*Continued on next page...*

*Continued from previous page...*

Mol	Type	Chain	Res	Atoms	RSCC	RSR	B-factors( $\text{\AA}^2$ )	Q<0.9
55	MG	BA	3236	1/1	0.93	0.44	52,52,52,52	0
55	MG	BA	3369	1/1	0.93	0.30	73,73,73,73	0
55	MG	BA	3519	1/1	0.93	0.31	80,80,80,80	0
55	MG	BA	3239	1/1	0.93	0.27	74,74,74,74	0
55	MG	BA	3011	1/1	0.93	0.29	42,42,42,42	0
55	MG	CA	1716	1/1	0.93	0.25	79,79,79,79	0
55	MG	DA	3372	1/1	0.93	0.36	65,65,65,65	0
55	MG	CA	1717	1/1	0.93	0.18	106,106,106,106	0
55	MG	BA	3012	1/1	0.93	0.28	45,45,45,45	0
55	MG	BA	3374	1/1	0.93	0.40	71,71,71,71	0
55	MG	DA	3378	1/1	0.93	0.50	63,63,63,63	0
55	MG	DA	3066	1/1	0.93	0.53	65,65,65,65	0
55	MG	BA	3099	1/1	0.93	0.58	67,67,67,67	0
55	MG	CA	1721	1/1	0.93	0.20	80,80,80,80	0
55	MG	DA	3069	1/1	0.93	0.44	60,60,60,60	0
55	MG	BA	3377	1/1	0.93	0.74	62,62,62,62	0
55	MG	DA	3071	1/1	0.93	0.24	81,81,81,81	0
55	MG	CA	1806	1/1	0.93	0.48	96,96,96,96	0
55	MG	DA	3267	1/1	0.93	0.36	64,64,64,64	0
55	MG	DA	3268	1/1	0.93	0.48	69,69,69,69	0
55	MG	CA	1651	1/1	0.93	0.35	90,90,90,90	0
55	MG	BA	3298	1/1	0.93	0.27	65,65,65,65	0
55	MG	CA	1653	1/1	0.93	0.17	77,77,77,77	0
55	MG	BO	201	1/1	0.93	0.36	62,62,62,62	0
55	MG	BA	3135	1/1	0.93	0.49	72,72,72,72	0
55	MG	B1	201	1/1	0.93	0.30	47,47,47,47	0
55	MG	BA	3429	1/1	0.93	0.12	75,75,75,75	0
55	MG	DA	3081	1/1	0.93	0.51	64,64,64,64	0
55	MG	CA	1739	1/1	0.93	0.56	75,75,75,75	0
55	MG	CA	1658	1/1	0.93	0.45	91,91,91,91	0
55	MG	BA	3198	1/1	0.93	0.17	45,45,45,45	0
55	MG	BA	3340	1/1	0.93	0.30	77,77,77,77	0
55	MG	BA	3200	1/1	0.93	0.39	62,62,62,62	0
55	MG	DA	3089	1/1	0.93	0.54	82,82,82,82	0
55	MG	BA	3032	1/1	0.93	0.52	49,49,49,49	0
55	MG	AA	1833	1/1	0.93	0.44	88,88,88,88	0
55	MG	BA	3486	1/1	0.93	0.41	80,80,80,80	0
55	MG	CA	1752	1/1	0.93	0.18	70,70,70,70	0
55	MG	BA	3389	1/1	0.93	0.23	59,59,59,59	0
55	MG	BA	3258	1/1	0.93	0.29	45,45,45,45	0
55	MG	DA	3111	1/1	0.93	0.26	52,52,52,52	0
55	MG	BA	3600	1/1	0.93	0.34	66,66,66,66	0

*Continued on next page...*



*Continued from previous page...*

Mol	Type	Chain	Res	Atoms	RSCC	RSR	B-factors( $\text{\AA}^2$ )	Q<0.9
55	MG	DA	3308	1/1	0.93	0.38	97,97,97,97	0
55	MG	AA	1779	1/1	0.93	0.36	72,72,72,72	0
55	MG	DA	3418	1/1	0.93	0.41	78,78,78,78	0
55	MG	DA	3310	1/1	0.93	0.49	71,71,71,71	0
55	MG	DA	3421	1/1	0.93	0.32	62,62,62,62	0
55	MG	AA	1608	1/1	0.93	0.26	64,64,64,64	0
55	MG	BA	3149	1/1	0.93	0.20	80,80,80,80	0
55	MG	AA	1740	1/1	0.93	0.18	75,75,75,75	0
55	MG	DA	3426	1/1	0.93	0.42	58,58,58,58	0
55	MG	DA	3124	1/1	0.93	0.57	54,54,54,54	0
55	MG	DA	3316	1/1	0.93	0.33	61,61,61,61	0
55	MG	BA	3268	1/1	0.93	0.58	67,67,67,67	0
55	MG	BA	3108	1/1	0.93	0.36	86,86,86,86	0
55	MG	CA	1680	1/1	0.93	0.55	68,68,68,68	0
55	MG	DA	3321	1/1	0.93	0.57	66,66,66,66	0
55	MG	CA	1613	1/1	0.93	0.28	68,68,68,68	0
55	MG	BA	3499	1/1	0.93	0.39	68,68,68,68	0
55	MG	AA	1838	1/1	0.94	0.41	61,61,61,61	0
55	MG	DA	3423	1/1	0.94	0.89	75,75,75,75	0
55	MG	DA	3305	1/1	0.94	0.36	77,77,77,77	0
55	MG	AA	1655	1/1	0.94	0.47	88,88,88,88	0
55	MG	AA	1648	1/1	0.94	0.52	78,78,78,78	0
55	MG	AA	1676	1/1	0.94	0.38	70,70,70,70	0
55	MG	BA	3297	1/1	0.94	0.22	58,58,58,58	0
55	MG	BA	3464	1/1	0.94	0.51	77,77,77,77	0
55	MG	BA	3612	1/1	0.94	0.44	66,66,66,66	0
55	MG	DA	3099	1/1	0.94	0.27	40,40,40,40	0
55	MG	DA	3105	1/1	0.94	0.36	45,45,45,45	0
55	MG	AA	1666	1/1	0.94	0.52	62,62,62,62	0
55	MG	BA	3346	1/1	0.94	0.33	51,51,51,51	0
55	MG	CA	1724	1/1	0.94	0.51	84,84,84,84	0
55	MG	BA	3242	1/1	0.94	0.44	50,50,50,50	0
55	MG	BA	3006	1/1	0.94	0.43	38,38,38,38	0
55	MG	AA	1799	1/1	0.94	0.33	78,78,78,78	0
55	MG	CA	1730	1/1	0.94	0.19	106,106,106,106	0
55	MG	DA	3323	1/1	0.94	0.14	42,42,42,42	0
55	MG	BA	3405	1/1	0.94	0.47	56,56,56,56	0
55	MG	DA	3443	1/1	0.94	0.36	80,80,80,80	0
55	MG	DA	3127	1/1	0.94	0.40	74,74,74,74	0
55	MG	AA	1814	1/1	0.94	0.32	83,83,83,83	0
55	MG	CA	1642	1/1	0.94	0.20	91,91,91,91	0
55	MG	CA	1735	1/1	0.94	0.20	89,89,89,89	0

*Continued on next page...*

*Continued from previous page...*

Mol	Type	Chain	Res	Atoms	RSCC	RSR	B-factors( $\text{\AA}^2$ )	Q<0.9
55	MG	BA	3620	1/1	0.94	0.28	68,68,68,68	0
55	MG	DA	3450	1/1	0.94	0.33	88,88,88,88	0
55	MG	DA	3012	1/1	0.94	0.50	66,66,66,66	0
55	MG	DA	3453	1/1	0.94	0.24	66,66,66,66	0
55	MG	BA	3136	1/1	0.94	0.16	74,74,74,74	0
55	MG	DA	3334	1/1	0.94	0.56	68,68,68,68	0
55	MG	BA	3353	1/1	0.94	0.44	52,52,52,52	0
55	MG	BA	3197	1/1	0.94	0.53	46,46,46,46	0
55	MG	BA	3016	1/1	0.94	0.53	39,39,39,39	0
55	MG	CA	1743	1/1	0.94	0.49	80,80,80,80	0
55	MG	DA	3339	1/1	0.94	0.32	66,66,66,66	0
55	MG	BA	3306	1/1	0.94	0.25	67,67,67,67	0
55	MG	BA	3307	1/1	0.94	0.48	39,39,39,39	0
55	MG	DA	3148	1/1	0.94	0.48	75,75,75,75	0
55	MG	DA	3024	1/1	0.94	0.32	108,108,108,108	0
55	MG	CA	1748	1/1	0.94	0.16	87,87,87,87	0
55	MG	BA	3308	1/1	0.94	0.32	61,61,61,61	0
55	MG	BA	3141	1/1	0.94	0.48	35,35,35,35	0
55	MG	BA	3143	1/1	0.94	0.68	72,72,72,72	0
55	MG	BA	3550	1/1	0.94	0.24	93,93,93,93	0
55	MG	BA	3025	1/1	0.94	0.36	42,42,42,42	0
55	MG	BA	3312	1/1	0.94	0.48	57,57,57,57	0
55	MG	BB	211	1/1	0.94	0.29	92,92,92,92	0
55	MG	DA	3033	1/1	0.94	0.25	62,62,62,62	0
55	MG	BA	3263	1/1	0.94	0.64	54,54,54,54	0
55	MG	DA	3035	1/1	0.94	0.26	62,62,62,62	0
55	MG	BB	213	1/1	0.94	0.45	66,66,66,66	0
55	MG	BA	3422	1/1	0.94	0.26	78,78,78,78	0
55	MG	DA	3039	1/1	0.94	0.34	85,85,85,85	0
55	MG	BA	3264	1/1	0.94	0.21	30,30,30,30	0
55	MG	AA	1603	1/1	0.94	0.33	63,63,63,63	0
55	MG	DA	3198	1/1	0.94	0.31	47,47,47,47	0
55	MG	BA	3560	1/1	0.94	0.56	78,78,78,78	0
55	MG	BA	3562	1/1	0.94	0.30	79,79,79,79	0
55	MG	AA	1721	1/1	0.94	0.29	77,77,77,77	0
55	MG	DA	3214	1/1	0.94	0.44	40,40,40,40	0
55	MG	BA	3148	1/1	0.94	0.41	32,32,32,32	0
55	MG	BA	3493	1/1	0.94	0.37	63,63,63,63	0
55	MG	CA	1670	1/1	0.94	0.49	56,56,56,56	0
55	MG	BA	3568	1/1	0.94	0.39	83,83,83,83	0
55	MG	BA	3427	1/1	0.94	0.41	65,65,65,65	0
55	MG	BA	3037	1/1	0.94	0.38	44,44,44,44	0

*Continued on next page...*

*Continued from previous page...*

Mol	Type	Chain	Res	Atoms	RSCC	RSR	B-factors( $\text{\AA}^2$ )	Q<0.9
55	MG	BA	3430	1/1	0.94	0.27	57,57,57,57	0
55	MG	DA	3374	1/1	0.94	0.41	62,62,62,62	0
55	MG	DA	3375	1/1	0.94	0.69	88,88,88,88	0
55	MG	DA	3054	1/1	0.94	0.62	58,58,58,58	0
55	MG	BA	3150	1/1	0.94	0.44	36,36,36,36	0
55	MG	BA	3498	1/1	0.94	0.33	85,85,85,85	0
55	MG	DA	3379	1/1	0.94	0.44	85,85,85,85	0
55	MG	BA	3076	1/1	0.94	0.33	68,68,68,68	0
55	MG	B5	101	1/1	0.94	0.35	45,45,45,45	0
55	MG	AA	1695	1/1	0.94	0.23	90,90,90,90	0
55	MG	CA	1779	1/1	0.94	0.33	72,72,72,72	0
55	MG	BA	3577	1/1	0.94	0.18	73,73,73,73	0
55	MG	DA	3386	1/1	0.94	0.48	61,61,61,61	0
55	MG	BA	3047	1/1	0.94	0.41	74,74,74,74	0
55	MG	DA	3388	1/1	0.94	0.29	74,74,74,74	0
55	MG	DA	3261	1/1	0.94	0.49	58,58,58,58	0
55	MG	DA	3262	1/1	0.94	0.46	48,48,48,48	0
55	MG	BA	3218	1/1	0.94	0.54	48,48,48,48	0
55	MG	AA	1672	1/1	0.94	0.33	87,87,87,87	0
55	MG	BA	3115	1/1	0.94	0.27	87,87,87,87	0
55	MG	BA	3440	1/1	0.94	0.44	74,74,74,74	0
55	MG	BA	3280	1/1	0.94	0.52	50,50,50,50	0
55	MG	DA	3270	1/1	0.94	0.28	83,83,83,83	0
55	MG	DA	3272	1/1	0.94	0.28	64,64,64,64	0
55	MG	AA	1747	1/1	0.94	0.40	88,88,88,88	0
55	MG	BA	3224	1/1	0.94	0.11	55,55,55,55	0
55	MG	DA	3276	1/1	0.94	0.52	68,68,68,68	0
55	MG	BA	3165	1/1	0.94	0.56	61,61,61,61	0
55	MG	BA	3386	1/1	0.94	0.50	59,59,59,59	0
55	MG	BA	3286	1/1	0.94	0.28	66,66,66,66	0
55	MG	DA	3282	1/1	0.94	0.44	69,69,69,69	0
55	MG	BA	3590	1/1	0.94	0.34	63,63,63,63	0
55	MG	BA	3287	1/1	0.94	0.39	62,62,62,62	0
55	MG	BA	3515	1/1	0.94	0.21	72,72,72,72	0
55	MG	DA	3289	1/1	0.94	0.43	90,90,90,90	0
55	MG	BA	3226	1/1	0.94	0.41	50,50,50,50	0
55	MG	BA	3450	1/1	0.94	0.18	54,54,54,54	0
55	MG	CA	1705	1/1	0.94	0.47	80,80,80,80	0
55	MG	AA	1641	1/1	0.94	0.37	57,57,57,57	0
55	MG	BA	3454	1/1	0.94	0.36	92,92,92,92	0
55	MG	DA	3083	1/1	0.94	0.49	85,85,85,85	0
55	MG	BA	3337	1/1	0.94	0.30	72,72,72,72	0

*Continued on next page...*

*Continued from previous page...*

Mol	Type	Chain	Res	Atoms	RSCC	RSR	B-factors(Å <sup>2</sup> )	Q<0.9
55	MG	BA	3599	1/1	0.94	0.47	69,69,69,69	0
55	MG	BA	3228	1/1	0.94	0.62	72,72,72,72	0
55	MG	AA	1736	1/1	0.94	0.46	90,90,90,90	0
56	ZN	CQ	101	1/1	0.94	0.14	120,120,120,120	0
55	MG	BA	3049	1/1	0.95	0.40	68,68,68,68	0
55	MG	BA	3153	1/1	0.95	0.44	52,52,52,52	0
55	MG	BA	3050	1/1	0.95	0.48	39,39,39,39	0
55	MG	AA	1667	1/1	0.95	0.33	68,68,68,68	0
55	MG	DA	3036	1/1	0.95	0.21	99,99,99,99	0
55	MG	AA	1658	1/1	0.95	0.65	49,49,49,49	0
55	MG	DA	3153	1/1	0.95	0.31	70,70,70,70	0
55	MG	AA	1669	1/1	0.95	0.43	68,68,68,68	0
55	MG	DA	3163	1/1	0.95	0.59	62,62,62,62	0
55	MG	BA	3522	1/1	0.95	0.48	82,82,82,82	0
55	MG	DA	3165	1/1	0.95	0.59	65,65,65,65	0
55	MG	DA	3167	1/1	0.95	0.40	70,70,70,70	0
55	MG	DA	3331	1/1	0.95	0.55	50,50,50,50	0
55	MG	AA	1746	1/1	0.95	0.41	84,84,84,84	0
55	MG	DA	3170	1/1	0.95	0.44	68,68,68,68	0
55	MG	BA	3235	1/1	0.95	0.39	54,54,54,54	0
55	MG	BA	3525	1/1	0.95	0.29	77,77,77,77	0
55	MG	AA	1827	1/1	0.95	0.28	87,87,87,87	0
55	MG	DA	3176	1/1	0.95	0.55	65,65,65,65	0
55	MG	BA	3237	1/1	0.95	0.49	57,57,57,57	0
55	MG	BA	3528	1/1	0.95	0.44	76,76,76,76	0
55	MG	DA	3452	1/1	0.95	0.21	83,83,83,83	0
55	MG	DA	3046	1/1	0.95	0.34	65,65,65,65	0
55	MG	BA	3529	1/1	0.95	0.38	68,68,68,68	0
55	MG	BA	3107	1/1	0.95	0.43	36,36,36,36	0
55	MG	DA	3456	1/1	0.95	0.36	83,83,83,83	0
55	MG	CA	1617	1/1	0.95	0.24	93,93,93,93	0
55	MG	DA	3189	1/1	0.95	0.50	41,41,41,41	0
55	MG	DA	3345	1/1	0.95	0.39	64,64,64,64	0
55	MG	DA	3190	1/1	0.95	0.57	61,61,61,61	0
55	MG	BA	3410	1/1	0.95	0.72	62,62,62,62	0
55	MG	BA	3352	1/1	0.95	0.35	76,76,76,76	0
55	MG	CA	1621	1/1	0.95	0.36	66,66,66,66	0
55	MG	DA	3199	1/1	0.95	0.48	61,61,61,61	0
55	MG	DA	3205	1/1	0.95	0.54	67,67,67,67	0
55	MG	DA	3206	1/1	0.95	0.53	65,65,65,65	0
55	MG	CA	1622	1/1	0.95	0.33	95,95,95,95	0
55	MG	DA	3470	1/1	0.95	0.11	80,80,80,80	0

*Continued on next page...*

*Continued from previous page...*

Mol	Type	Chain	Res	Atoms	RSCC	RSR	B-factors( $\text{\AA}^2$ )	Q<0.9
55	MG	AC	104	1/1	0.95	0.47	56,56,56,56	0
55	MG	BA	3169	1/1	0.95	0.60	63,63,63,63	0
55	MG	BA	3170	1/1	0.95	0.48	55,55,55,55	0
55	MG	DA	3216	1/1	0.95	0.30	49,49,49,49	0
55	MG	AA	1762	1/1	0.95	0.21	80,80,80,80	0
55	MG	BA	3248	1/1	0.95	0.35	53,53,53,53	0
55	MG	AA	1780	1/1	0.95	0.26	86,86,86,86	0
55	MG	BA	3177	1/1	0.95	0.51	57,57,57,57	0
55	MG	DA	3228	1/1	0.95	0.47	44,44,44,44	0
55	MG	CA	1793	1/1	0.95	0.34	91,91,91,91	0
55	MG	BA	3064	1/1	0.95	0.29	49,49,49,49	0
55	MG	BA	3478	1/1	0.95	0.23	63,63,63,63	0
55	MG	BA	3180	1/1	0.95	0.40	37,37,37,37	0
55	MG	AA	1763	1/1	0.95	0.58	53,53,53,53	0
55	MG	DA	3238	1/1	0.95	0.42	60,60,60,60	0
55	MG	AC	108	1/1	0.95	0.40	85,85,85,85	0
55	MG	DA	3243	1/1	0.95	0.51	79,79,79,79	0
55	MG	AA	1670	1/1	0.95	0.38	63,63,63,63	0
55	MG	AA	1765	1/1	0.95	0.51	84,84,84,84	0
55	MG	DA	3249	1/1	0.95	0.40	72,72,72,72	0
55	MG	DA	3250	1/1	0.95	0.39	63,63,63,63	0
55	MG	A1	101	1/1	0.95	0.17	66,66,66,66	0
55	MG	AA	1671	1/1	0.95	0.12	67,67,67,67	0
55	MG	BA	3125	1/1	0.95	0.53	52,52,52,52	0
55	MG	DA	3258	1/1	0.95	0.32	37,37,37,37	0
55	MG	DA	3499	1/1	0.95	0.21	61,61,61,61	0
55	MG	BA	3003	1/1	0.95	0.44	47,47,47,47	0
55	MG	AA	1659	1/1	0.95	0.75	69,69,69,69	0
55	MG	AA	1610	1/1	0.95	0.49	51,51,51,51	0
55	MG	BA	3491	1/1	0.95	0.53	42,42,42,42	0
55	MG	BA	3492	1/1	0.95	0.43	77,77,77,77	0
55	MG	CA	1728	1/1	0.95	0.66	69,69,69,69	0
55	MG	BA	3373	1/1	0.95	0.44	64,64,64,64	0
55	MG	CA	1646	1/1	0.95	0.37	76,76,76,76	0
55	MG	CA	1731	1/1	0.95	0.58	72,72,72,72	0
55	MG	CC	103	1/1	0.95	1.01	72,72,72,72	0
55	MG	AA	1622	1/1	0.95	0.23	76,76,76,76	0
55	MG	AA	1642	1/1	0.95	0.68	72,72,72,72	0
55	MG	DA	3275	1/1	0.95	0.36	76,76,76,76	0
55	MG	BA	3436	1/1	0.95	0.23	59,59,59,59	0
55	MG	BA	3564	1/1	0.95	0.61	84,84,84,84	0
55	MG	CA	1736	1/1	0.95	0.73	79,79,79,79	0

*Continued on next page...*

*Continued from previous page...*

Mol	Type	Chain	Res	Atoms	RSCC	RSR	B-factors( $\text{\AA}^2$ )	Q<0.9
55	MG	BA	3082	1/1	0.95	0.36	64,64,64,64	0
55	MG	BA	3274	1/1	0.95	0.17	46,46,46,46	0
55	MG	BB	215	1/1	0.95	0.26	82,82,82,82	0
55	MG	BA	3326	1/1	0.95	0.34	52,52,52,52	0
55	MG	BA	3275	1/1	0.95	0.21	73,73,73,73	0
55	MG	DA	3521	1/1	0.95	0.58	69,69,69,69	0
55	MG	AA	1623	1/1	0.95	0.74	65,65,65,65	0
55	MG	DA	3100	1/1	0.95	0.44	44,44,44,44	0
55	MG	CA	1744	1/1	0.95	0.27	79,79,79,79	0
55	MG	AA	1620	1/1	0.95	0.28	66,66,66,66	0
55	MG	DA	3013	1/1	0.95	0.53	56,56,56,56	0
55	MG	BA	3443	1/1	0.95	0.14	77,77,77,77	0
55	MG	AA	1818	1/1	0.95	0.60	76,76,76,76	0
55	MG	DA	3016	1/1	0.95	0.43	78,78,78,78	0
55	MG	DA	3411	1/1	0.95	0.19	70,70,70,70	0
55	MG	DA	3122	1/1	0.95	0.49	46,46,46,46	0
55	MG	BF	301	1/1	0.95	0.07	73,73,73,73	0
55	MG	AA	1796	1/1	0.95	0.14	75,75,75,75	0
55	MG	AA	1726	1/1	0.95	0.48	81,81,81,81	0
55	MG	BA	3576	1/1	0.95	0.41	74,74,74,74	0
55	MG	DA	3022	1/1	0.95	0.55	60,60,60,60	0
55	MG	BA	3508	1/1	0.95	0.41	59,59,59,59	0
55	MG	BA	3040	1/1	0.95	0.36	54,54,54,54	0
55	MG	BA	3284	1/1	0.95	0.45	56,56,56,56	0
55	MG	BA	3043	1/1	0.95	0.25	32,32,32,32	0
55	MG	BA	3147	1/1	0.95	0.15	55,55,55,55	0
55	MG	BA	3044	1/1	0.95	0.33	62,62,62,62	0
55	MG	AA	1798	1/1	0.95	0.25	58,58,58,58	0
55	MG	CA	1675	1/1	0.95	0.48	62,62,62,62	0
55	MG	AA	1714	1/1	0.95	0.32	107,107,107,107	0
55	MG	DA	3317	1/1	0.95	0.22	81,81,81,81	0
55	MG	DA	3232	1/1	0.96	0.42	44,44,44,44	0
55	MG	DA	3234	1/1	0.96	0.43	52,52,52,52	0
55	MG	AA	1800	1/1	0.96	0.31	82,82,82,82	0
55	MG	BA	3428	1/1	0.96	0.36	68,68,68,68	0
55	MG	DA	3021	1/1	0.96	0.48	51,51,51,51	0
55	MG	DA	3241	1/1	0.96	0.47	46,46,46,46	0
55	MG	BA	3480	1/1	0.96	0.51	50,50,50,50	0
55	MG	AA	1811	1/1	0.96	0.50	67,67,67,67	0
55	MG	DA	3244	1/1	0.96	0.46	71,71,71,71	0
55	MG	BA	3096	1/1	0.96	0.50	56,56,56,56	0
55	MG	DA	3108	1/1	0.96	0.33	54,54,54,54	0

*Continued on next page...*

*Continued from previous page...*

Mol	Type	Chain	Res	Atoms	RSCC	RSR	B-factors( $\text{\AA}^2$ )	Q<0.9
55	MG	DA	3457	1/1	0.96	0.76	65,65,65,65	0
55	MG	DA	3109	1/1	0.96	0.23	65,65,65,65	0
55	MG	DA	3110	1/1	0.96	0.33	58,58,58,58	0
55	MG	BA	3380	1/1	0.96	0.17	65,65,65,65	0
55	MG	BA	3176	1/1	0.96	0.51	48,48,48,48	0
55	MG	BA	3097	1/1	0.96	0.36	59,59,59,59	0
55	MG	AA	1649	1/1	0.96	0.37	79,79,79,79	0
55	MG	AA	1646	1/1	0.96	0.41	67,67,67,67	0
55	MG	DA	3121	1/1	0.96	0.17	64,64,64,64	0
55	MG	BA	3238	1/1	0.96	0.56	41,41,41,41	0
55	MG	BA	3184	1/1	0.96	0.23	39,39,39,39	0
55	MG	BA	3100	1/1	0.96	0.37	42,42,42,42	0
55	MG	BU	201	1/1	0.96	0.25	81,81,81,81	0
55	MG	BA	3241	1/1	0.96	0.49	60,60,60,60	0
55	MG	BA	3137	1/1	0.96	0.37	47,47,47,47	0
55	MG	BA	3243	1/1	0.96	0.48	48,48,48,48	0
55	MG	DA	3271	1/1	0.96	0.47	58,58,58,58	0
55	MG	BA	3138	1/1	0.96	0.47	46,46,46,46	0
55	MG	AA	1792	1/1	0.96	0.21	55,55,55,55	0
55	MG	BA	3008	1/1	0.96	0.49	37,37,37,37	0
55	MG	BA	3604	1/1	0.96	0.11	61,61,61,61	0
55	MG	CA	1722	1/1	0.96	0.38	75,75,75,75	0
55	MG	BA	3605	1/1	0.96	0.51	47,47,47,47	0
55	MG	DA	3278	1/1	0.96	0.51	42,42,42,42	0
55	MG	BA	3142	1/1	0.96	0.37	51,51,51,51	0
55	MG	BA	3010	1/1	0.96	0.41	46,46,46,46	0
55	MG	DA	3382	1/1	0.96	0.52	78,78,78,78	0
55	MG	BA	3251	1/1	0.96	0.39	68,68,68,68	0
55	MG	CA	1795	1/1	0.96	0.29	76,76,76,76	0
55	MG	AA	1837	1/1	0.96	0.53	73,73,73,73	0
55	MG	BA	3253	1/1	0.96	0.26	51,51,51,51	0
55	MG	BA	3254	1/1	0.96	0.34	43,43,43,43	0
55	MG	CA	1666	1/1	0.96	0.29	71,71,71,71	0
55	MG	BA	3452	1/1	0.96	0.40	41,41,41,41	0
55	MG	BA	3078	1/1	0.96	0.37	65,65,65,65	0
55	MG	DA	3495	1/1	0.96	0.20	63,63,63,63	0
55	MG	DA	3156	1/1	0.96	0.69	48,48,48,48	0
55	MG	DA	3159	1/1	0.96	0.26	37,37,37,37	0
55	MG	DA	3295	1/1	0.96	0.37	50,50,50,50	0
55	MG	BA	3201	1/1	0.96	0.64	66,66,66,66	0
55	MG	AA	1733	1/1	0.96	0.60	71,71,71,71	0
55	MG	DA	3299	1/1	0.96	0.33	38,38,38,38	0

*Continued on next page...*

*Continued from previous page...*

Mol	Type	Chain	Res	Atoms	RSCC	RSR	B-factors( $\text{\AA}^2$ )	Q<0.9
55	MG	CA	1671	1/1	0.96	0.56	49,49,49,49	0
55	MG	DA	3301	1/1	0.96	0.34	63,63,63,63	0
55	MG	BA	3406	1/1	0.96	0.51	82,82,82,82	0
55	MG	CA	1738	1/1	0.96	0.41	63,63,63,63	0
55	MG	DA	3169	1/1	0.96	0.31	69,69,69,69	0
55	MG	AA	1686	1/1	0.96	0.36	85,85,85,85	0
55	MG	CA	1674	1/1	0.96	0.11	70,70,70,70	0
55	MG	CN	201	1/1	0.96	0.15	74,74,74,74	0
55	MG	DA	3174	1/1	0.96	0.57	44,44,44,44	0
55	MG	BA	3109	1/1	0.96	0.32	70,70,70,70	0
55	MG	AA	1741	1/1	0.96	0.31	67,67,67,67	0
55	MG	DA	3311	1/1	0.96	0.41	73,73,73,73	0
55	MG	BA	3026	1/1	0.96	0.31	47,47,47,47	0
55	MG	DA	3181	1/1	0.96	0.49	50,50,50,50	0
55	MG	BA	3209	1/1	0.96	0.47	39,39,39,39	0
55	MG	DA	3184	1/1	0.96	0.65	61,61,61,61	0
55	MG	BA	3113	1/1	0.96	0.53	57,57,57,57	0
55	MG	CA	1746	1/1	0.96	0.61	57,57,57,57	0
55	MG	BA	3152	1/1	0.96	0.51	40,40,40,40	0
55	MG	BA	3058	1/1	0.96	0.32	62,62,62,62	0
55	MG	CC	106	1/1	0.96	0.60	96,96,96,96	0
55	MG	BA	3031	1/1	0.96	0.36	33,33,33,33	0
55	MG	AA	1606	1/1	0.96	0.07	91,91,91,91	0
55	MG	DA	3193	1/1	0.96	0.69	63,63,63,63	0
55	MG	DA	3001	1/1	0.96	0.46	67,67,67,67	0
55	MG	CA	1685	1/1	0.96	0.37	93,93,93,93	0
55	MG	BA	3117	1/1	0.96	0.49	60,60,60,60	0
55	MG	BB	207	1/1	0.96	0.18	83,83,83,83	0
55	MG	AN	201	1/1	0.96	0.17	68,68,68,68	0
55	MG	DA	3329	1/1	0.96	0.35	44,44,44,44	0
55	MG	BA	3221	1/1	0.96	0.37	60,60,60,60	0
55	MG	DA	3008	1/1	0.96	0.38	70,70,70,70	0
55	MG	CA	1690	1/1	0.96	0.36	68,68,68,68	0
55	MG	BA	3062	1/1	0.96	0.29	56,56,56,56	0
55	MG	CA	1692	1/1	0.96	0.49	82,82,82,82	0
55	MG	DA	3217	1/1	0.96	0.40	55,55,55,55	0
55	MG	DA	3218	1/1	0.96	0.41	62,62,62,62	0
55	MG	AA	1632	1/1	0.96	0.25	67,67,67,67	0
55	MG	AA	1789	1/1	0.96	0.29	74,74,74,74	0
55	MG	DA	3087	1/1	0.96	0.50	63,63,63,63	0
55	MG	DE	303	1/1	0.96	0.35	56,56,56,56	0
55	MG	CA	1695	1/1	0.96	0.50	87,87,87,87	0

*Continued on next page...*



*Continued from previous page...*

Mol	Type	Chain	Res	Atoms	RSCC	RSR	B-factors( $\text{\AA}^2$ )	Q<0.9
55	MG	CA	1764	1/1	0.96	0.54	72,72,72,72	0
55	MG	BA	3124	1/1	0.96	0.52	45,45,45,45	0
55	MG	BA	3168	1/1	0.96	0.36	49,49,49,49	0
55	MG	BA	3092	1/1	0.96	0.46	32,32,32,32	0
55	MG	DA	3177	1/1	0.97	0.34	74,74,74,74	0
55	MG	DA	3178	1/1	0.97	0.75	59,59,59,59	0
55	MG	BA	3102	1/1	0.97	0.28	66,66,66,66	0
55	MG	BA	3433	1/1	0.97	0.15	70,70,70,70	0
55	MG	BA	3329	1/1	0.97	0.40	65,65,65,65	0
55	MG	AC	101	1/1	0.97	0.48	53,53,53,53	0
55	MG	DA	3006	1/1	0.97	0.48	71,71,71,71	0
55	MG	BA	3178	1/1	0.97	0.36	36,36,36,36	0
55	MG	BA	3383	1/1	0.97	0.22	71,71,71,71	0
55	MG	DA	3433	1/1	0.97	0.53	57,57,57,57	0
55	MG	BA	3020	1/1	0.97	0.47	41,41,41,41	0
55	MG	BA	3021	1/1	0.97	0.53	41,41,41,41	0
55	MG	BA	3181	1/1	0.97	0.35	39,39,39,39	0
55	MG	DA	3191	1/1	0.97	0.55	46,46,46,46	0
55	MG	BA	3182	1/1	0.97	0.33	43,43,43,43	0
55	MG	BA	3555	1/1	0.97	0.23	38,38,38,38	0
55	MG	DA	3195	1/1	0.97	0.76	70,70,70,70	0
55	MG	DA	3196	1/1	0.97	0.46	50,50,50,50	0
55	MG	BA	3183	1/1	0.97	0.30	47,47,47,47	0
55	MG	BA	3557	1/1	0.97	0.47	77,77,77,77	0
55	MG	BA	3077	1/1	0.97	0.45	54,54,54,54	0
55	MG	DA	3200	1/1	0.97	0.45	44,44,44,44	0
55	MG	DA	3446	1/1	0.97	0.50	75,75,75,75	0
55	MG	DA	3202	1/1	0.97	0.43	47,47,47,47	0
55	MG	DA	3204	1/1	0.97	0.39	51,51,51,51	0
55	MG	BA	3051	1/1	0.97	0.23	74,74,74,74	0
55	MG	BA	3186	1/1	0.97	0.42	36,36,36,36	0
55	MG	BA	3561	1/1	0.97	0.31	74,74,74,74	0
55	MG	BA	3022	1/1	0.97	0.45	30,30,30,30	0
55	MG	DA	3209	1/1	0.97	0.50	66,66,66,66	0
55	MG	DA	3210	1/1	0.97	0.42	63,63,63,63	0
55	MG	BA	3188	1/1	0.97	0.37	60,60,60,60	0
55	MG	DA	3096	1/1	0.97	0.58	53,53,53,53	0
55	MG	DA	3215	1/1	0.97	0.42	42,42,42,42	0
55	MG	AA	1794	1/1	0.97	0.21	84,84,84,84	0
55	MG	BA	3504	1/1	0.97	0.33	45,45,45,45	0
55	MG	BA	3192	1/1	0.97	0.33	34,34,34,34	0
55	MG	DA	3219	1/1	0.97	0.24	70,70,70,70	0

*Continued on next page...*

*Continued from previous page...*

Mol	Type	Chain	Res	Atoms	RSCC	RSR	B-factors( $\text{\AA}^2$ )	Q<0.9
55	MG	DA	3103	1/1	0.97	0.40	50,50,50,50	0
55	MG	DA	3221	1/1	0.97	0.70	63,63,63,63	0
55	MG	DA	3222	1/1	0.97	0.50	60,60,60,60	0
55	MG	BA	3567	1/1	0.97	0.23	80,80,80,80	0
55	MG	DA	3107	1/1	0.97	0.36	53,53,53,53	0
55	MG	AA	1657	1/1	0.97	0.45	50,50,50,50	0
55	MG	DA	3227	1/1	0.97	0.72	50,50,50,50	0
55	MG	BA	3244	1/1	0.97	0.33	58,58,58,58	0
55	MG	BA	3111	1/1	0.97	0.33	59,59,59,59	0
55	MG	BA	3453	1/1	0.97	0.57	60,60,60,60	0
55	MG	BA	3055	1/1	0.97	0.43	57,57,57,57	0
55	MG	DA	3113	1/1	0.97	0.55	43,43,43,43	0
55	MG	DA	3233	1/1	0.97	0.42	52,52,52,52	0
55	MG	DA	3354	1/1	0.97	0.41	73,73,73,73	0
55	MG	BA	3028	1/1	0.97	0.41	46,46,46,46	0
55	MG	BA	3456	1/1	0.97	0.50	78,78,78,78	0
55	MG	BA	3030	1/1	0.97	0.54	44,44,44,44	0
55	MG	BA	3199	1/1	0.97	0.42	49,49,49,49	0
55	MG	DA	3239	1/1	0.97	0.36	45,45,45,45	0
55	MG	BA	3001	1/1	0.97	0.48	47,47,47,47	0
55	MG	AA	1750	1/1	0.97	0.54	62,62,62,62	0
55	MG	BE	302	1/1	0.97	0.23	56,56,56,56	0
55	MG	BE	303	1/1	0.97	0.40	44,44,44,44	0
55	MG	DA	3245	1/1	0.97	0.51	60,60,60,60	0
55	MG	DA	3246	1/1	0.97	0.43	53,53,53,53	0
55	MG	DA	3126	1/1	0.97	0.26	41,41,41,41	0
55	MG	BA	3202	1/1	0.97	0.39	51,51,51,51	0
55	MG	BA	3407	1/1	0.97	0.26	59,59,59,59	0
55	MG	BA	3033	1/1	0.97	0.38	38,38,38,38	0
55	MG	BA	3355	1/1	0.97	0.57	46,46,46,46	0
55	MG	DA	3252	1/1	0.97	0.32	64,64,64,64	0
55	MG	BA	3005	1/1	0.97	0.49	43,43,43,43	0
55	MG	DA	3254	1/1	0.97	0.55	50,50,50,50	0
55	MG	DA	3132	1/1	0.97	0.31	53,53,53,53	0
55	MG	DA	3256	1/1	0.97	0.44	49,49,49,49	0
55	MG	DA	3257	1/1	0.97	0.33	49,49,49,49	0
55	MG	BA	3119	1/1	0.97	0.38	62,62,62,62	0
55	MG	DA	3135	1/1	0.97	0.42	49,49,49,49	0
55	MG	BA	3585	1/1	0.97	0.38	60,60,60,60	0
55	MG	BA	3035	1/1	0.97	0.27	37,37,37,37	0
55	MG	CA	1799	1/1	0.97	0.31	96,96,96,96	0
55	MG	DA	3264	1/1	0.97	0.65	59,59,59,59	0

*Continued on next page...*

*Continued from previous page...*

Mol	Type	Chain	Res	Atoms	RSCC	RSR	B-factors( $\text{\AA}^2$ )	Q<0.9
55	MG	DA	3265	1/1	0.97	0.41	50,50,50,50	0
55	MG	BA	3259	1/1	0.97	0.25	40,40,40,40	0
55	MG	BA	3063	1/1	0.97	0.13	43,43,43,43	0
55	MG	DA	3141	1/1	0.97	0.52	38,38,38,38	0
55	MG	BA	3160	1/1	0.97	0.42	42,42,42,42	0
55	MG	DA	3145	1/1	0.97	0.51	60,60,60,60	0
55	MG	AA	1601	1/1	0.97	0.36	56,56,56,56	0
55	MG	DA	3390	1/1	0.97	0.35	75,75,75,75	0
55	MG	BA	3162	1/1	0.97	0.52	45,45,45,45	0
55	MG	DA	3149	1/1	0.97	0.62	57,57,57,57	0
55	MG	BA	3213	1/1	0.97	0.56	49,49,49,49	0
55	MG	AA	1634	1/1	0.97	0.29	62,62,62,62	0
55	MG	BA	3594	1/1	0.97	0.55	79,79,79,79	0
55	MG	BA	3095	1/1	0.97	0.47	37,37,37,37	0
55	MG	CA	1603	1/1	0.97	0.35	77,77,77,77	0
55	MG	DA	3155	1/1	0.97	0.46	46,46,46,46	0
55	MG	DA	3280	1/1	0.97	0.57	46,46,46,46	0
55	MG	BA	3066	1/1	0.97	0.31	62,62,62,62	0
55	MG	DA	3157	1/1	0.97	0.69	47,47,47,47	0
55	MG	DA	3158	1/1	0.97	0.59	44,44,44,44	0
55	MG	DA	3284	1/1	0.97	0.33	56,56,56,56	0
55	MG	BA	3129	1/1	0.97	0.44	52,52,52,52	0
55	MG	DA	3286	1/1	0.97	0.14	47,47,47,47	0
55	MG	DA	3160	1/1	0.97	0.40	49,49,49,49	0
55	MG	DA	3288	1/1	0.97	0.37	47,47,47,47	0
55	MG	DA	3161	1/1	0.97	0.44	45,45,45,45	0
55	MG	DA	3162	1/1	0.97	0.38	66,66,66,66	0
55	MG	BA	3320	1/1	0.97	0.27	62,62,62,62	0
55	MG	AA	1784	1/1	0.97	0.47	66,66,66,66	0
55	MG	BA	3220	1/1	0.97	0.45	44,44,44,44	0
55	MG	DA	3166	1/1	0.97	0.45	58,58,58,58	0
55	MG	CA	1676	1/1	0.97	0.44	55,55,55,55	0
55	MG	CC	102	1/1	0.97	0.52	73,73,73,73	0
55	MG	AA	1665	1/1	0.97	0.75	70,70,70,70	0
55	MG	AA	1602	1/1	0.97	0.33	79,79,79,79	0
55	MG	BA	3276	1/1	0.97	0.23	74,74,74,74	0
55	MG	DP	201	1/1	0.97	0.35	65,65,65,65	0
55	MG	BA	3046	1/1	0.97	0.38	39,39,39,39	0
55	MG	DA	3420	1/1	0.97	0.31	67,67,67,67	0
55	MG	CA	1750	1/1	0.97	0.48	79,79,79,79	0
55	MG	BA	3376	1/1	0.97	0.44	73,73,73,73	0
55	MG	D3	101	1/1	0.97	0.43	66,66,66,66	0

*Continued on next page...*

*Continued from previous page...*

Mol	Type	Chain	Res	Atoms	RSCC	RSR	B-factors( $\text{\AA}^2$ )	Q<0.9
56	ZN	AG	302	1/1	0.97	0.34	95,95,95,95	0
55	MG	BA	3014	1/1	0.97	0.48	53,53,53,53	0
55	MG	AA	1619	1/1	0.98	0.40	63,63,63,63	0
55	MG	BA	3004	1/1	0.98	0.46	35,35,35,35	0
55	MG	DA	3472	1/1	0.98	0.69	71,71,71,71	0
55	MG	BA	3024	1/1	0.98	0.38	27,27,27,27	0
55	MG	DA	3079	1/1	0.98	0.38	54,54,54,54	0
55	MG	BA	3229	1/1	0.98	0.12	50,50,50,50	0
55	MG	DA	3235	1/1	0.98	0.42	48,48,48,48	0
55	MG	BA	3230	1/1	0.98	0.59	56,56,56,56	0
55	MG	BA	3189	1/1	0.98	0.39	49,49,49,49	0
55	MG	BA	3190	1/1	0.98	0.33	63,63,63,63	0
55	MG	BA	3123	1/1	0.98	0.21	51,51,51,51	0
55	MG	DA	3240	1/1	0.98	0.55	42,42,42,42	0
55	MG	CA	1619	1/1	0.98	0.49	61,61,61,61	0
55	MG	AA	1627	1/1	0.98	0.32	53,53,53,53	0
55	MG	BA	3155	1/1	0.98	0.18	45,45,45,45	0
55	MG	BA	3283	1/1	0.98	0.38	49,49,49,49	0
55	MG	AA	1841	1/1	0.98	0.38	59,59,59,59	0
55	MG	BA	3157	1/1	0.98	0.60	45,45,45,45	0
55	MG	BA	3196	1/1	0.98	0.32	33,33,33,33	0
55	MG	BA	3158	1/1	0.98	0.32	41,41,41,41	0
55	MG	BA	3382	1/1	0.98	0.39	43,43,43,43	0
55	MG	BA	3126	1/1	0.98	0.42	46,46,46,46	0
55	MG	DA	3095	1/1	0.98	0.44	49,49,49,49	0
55	MG	BA	3007	1/1	0.98	0.54	53,53,53,53	0
55	MG	DA	3171	1/1	0.98	0.34	63,63,63,63	0
55	MG	DA	3097	1/1	0.98	0.29	52,52,52,52	0
55	MG	BA	3128	1/1	0.98	0.50	46,46,46,46	0
55	MG	AA	1842	1/1	0.98	0.46	59,59,59,59	0
55	MG	BA	3245	1/1	0.98	0.55	49,49,49,49	0
55	MG	DA	3101	1/1	0.98	0.33	43,43,43,43	0
55	MG	DA	3102	1/1	0.98	0.37	51,51,51,51	0
55	MG	BA	3163	1/1	0.98	0.58	50,50,50,50	0
55	MG	DA	3104	1/1	0.98	0.40	43,43,43,43	0
55	MG	DA	3180	1/1	0.98	0.59	52,52,52,52	0
55	MG	BA	3294	1/1	0.98	0.35	72,72,72,72	0
55	MG	DA	3106	1/1	0.98	0.41	48,48,48,48	0
55	MG	BA	3390	1/1	0.98	0.31	60,60,60,60	0
55	MG	BA	3538	1/1	0.98	0.55	66,66,66,66	0
55	MG	BA	3009	1/1	0.98	0.33	36,36,36,36	0
55	MG	AG	301	1/1	0.98	0.57	81,81,81,81	0

*Continued on next page...*

*Continued from previous page...*

Mol	Type	Chain	Res	Atoms	RSCC	RSR	B-factors( $\text{\AA}^2$ )	Q<0.9
55	MG	BA	3079	1/1	0.98	0.41	55,55,55,55	0
55	MG	AA	1660	1/1	0.98	0.62	53,53,53,53	0
55	MG	CA	1754	1/1	0.98	0.32	86,86,86,86	0
55	MG	DA	3116	1/1	0.98	0.40	74,74,74,74	0
55	MG	BA	3207	1/1	0.98	0.57	41,41,41,41	0
55	MG	DA	3118	1/1	0.98	0.35	71,71,71,71	0
55	MG	DA	3194	1/1	0.98	0.43	73,73,73,73	0
55	MG	AA	1707	1/1	0.98	0.58	50,50,50,50	0
55	MG	BA	3013	1/1	0.98	0.43	34,34,34,34	0
55	MG	BA	3036	1/1	0.98	0.54	44,44,44,44	0
55	MG	DA	3052	1/1	0.98	0.45	71,71,71,71	0
55	MG	BA	3255	1/1	0.98	0.38	46,46,46,46	0
55	MG	B0	201	1/1	0.98	0.32	51,51,51,51	0
55	MG	DA	3201	1/1	0.98	0.25	47,47,47,47	0
55	MG	BA	3172	1/1	0.98	0.36	34,34,34,34	0
55	MG	BA	3212	1/1	0.98	0.61	43,43,43,43	0
55	MG	AA	1783	1/1	0.98	0.60	67,67,67,67	0
55	MG	CA	1650	1/1	0.98	0.26	102,102,102,102	0
55	MG	BA	3139	1/1	0.98	0.39	35,35,35,35	0
55	MG	BA	3015	1/1	0.98	0.35	38,38,38,38	0
55	MG	BA	3261	1/1	0.98	0.62	52,52,52,52	0
55	MG	CA	1710	1/1	0.98	0.29	106,106,106,106	0
55	MG	DA	3211	1/1	0.98	0.49	42,42,42,42	0
55	MG	DA	3133	1/1	0.98	0.38	42,42,42,42	0
55	MG	BA	3554	1/1	0.98	0.47	45,45,45,45	0
55	MG	BA	3039	1/1	0.98	0.30	42,42,42,42	0
55	MG	DA	3065	1/1	0.98	0.41	74,74,74,74	0
55	MG	AA	1691	1/1	0.98	0.49	50,50,50,50	0
55	MG	BA	3041	1/1	0.98	0.31	46,46,46,46	0
55	MG	BA	3610	1/1	0.98	0.43	61,61,61,61	0
55	MG	BA	3042	1/1	0.98	0.34	41,41,41,41	0
55	MG	BA	3017	1/1	0.98	0.46	25,25,25,25	0
55	MG	BA	3091	1/1	0.98	0.52	35,35,35,35	0
55	MG	DA	3223	1/1	0.98	0.47	52,52,52,52	0
55	MG	DA	3144	1/1	0.98	0.29	60,60,60,60	0
55	MG	BA	3269	1/1	0.98	0.45	61,61,61,61	0
55	MG	BA	3002	1/1	0.98	0.47	43,43,43,43	0
55	MG	DA	3147	1/1	0.98	0.38	53,53,53,53	0
55	MG	D5	2001	1/1	0.98	0.41	46,46,46,46	0
55	MG	BA	3045	1/1	0.98	0.41	45,45,45,45	0
56	ZN	AQ	102	1/1	0.98	0.09	122,122,122,122	0
56	ZN	CG	303	1/1	0.98	0.31	118,118,118,118	0

*Continued on next page...*

*Continued from previous page...*

Mol	Type	Chain	Res	Atoms	RSCC	RSR	B-factors( $\text{\AA}^2$ )	Q<0.9
55	MG	BA	3068	1/1	0.98	0.34	75,75,75,75	0
55	MG	DA	3213	1/1	0.99	0.48	41,41,41,41	0
55	MG	BA	3233	1/1	0.99	0.41	48,48,48,48	0
55	MG	BA	3019	1/1	0.99	0.44	66,66,66,66	0
55	MG	BA	3074	1/1	0.99	0.47	49,49,49,49	0
55	MG	DA	3474	1/1	0.99	0.60	83,83,83,83	0
55	MG	BA	3262	1/1	0.99	0.57	33,33,33,33	0
55	MG	BA	3131	1/1	0.99	0.32	59,59,59,59	0
55	MG	AA	1604	1/1	0.99	0.33	67,67,67,67	0
55	MG	CA	1706	1/1	0.99	0.42	87,87,87,87	0
55	MG	AA	1609	1/1	0.99	0.41	78,78,78,78	0
55	MG	DA	3296	1/1	0.99	0.66	51,51,51,51	0
55	MG	DA	3114	1/1	0.99	0.56	54,54,54,54	0
55	MG	DA	3115	1/1	0.99	0.52	49,49,49,49	0
55	MG	CA	1792	1/1	0.99	0.62	70,70,70,70	0
55	MG	BA	3027	1/1	0.99	0.54	36,36,36,36	0
55	MG	DE	301	1/1	0.99	0.38	41,41,41,41	0
55	MG	BA	3171	1/1	0.99	0.54	61,61,61,61	0
55	MG	DA	3203	1/1	0.99	0.27	48,48,48,48	0
55	MG	CA	1726	1/1	0.99	0.62	75,75,75,75	0
55	MG	DA	3182	1/1	0.99	0.81	44,44,44,44	0
55	MG	BA	3216	1/1	0.99	0.32	33,33,33,33	0
55	MG	BA	3018	1/1	0.99	0.35	54,54,54,54	0
55	MG	DA	3463	1/1	0.99	0.20	73,73,73,73	0
55	MG	DA	3142	1/1	0.99	0.52	40,40,40,40	0
55	MG	BA	3173	1/1	0.99	0.59	52,52,52,52	0
55	MG	BA	3029	1/1	0.99	0.42	35,35,35,35	0
55	MG	BA	3608	1/1	0.99	0.37	39,39,39,39	0
55	MG	DA	3260	1/1	0.99	0.62	41,41,41,41	0
55	MG	BA	3023	1/1	0.99	0.36	45,45,45,45	0

## 6.5 Other polymers [\(i\)](#)

There are no such residues in this entry.