



Full wwPDB X-ray Structure Validation Report ⓘ

May 13, 2020 – 11:03 am BST

PDB ID : 4V8C
Title : Crystal structure analysis of ribosomal decoding (near-cognate tRNA-leu complex with paromomycin).
Authors : Jenner, L.; Demeshkina, N.; Yusupov, M.; Yusupova, G.
Deposited on : 2011-12-07
Resolution : 3.30 Å(reported)

This is a Full wwPDB X-ray Structure Validation Report for a publicly released PDB entry.

We welcome your comments at validation@mail.wwpdb.org

A user guide is available at

<https://www.wwpdb.org/validation/2017/XrayValidationReportHelp>

with specific help available everywhere you see the ⓘ symbol.

The following versions of software and data (see [references ⓘ](#)) were used in the production of this report:

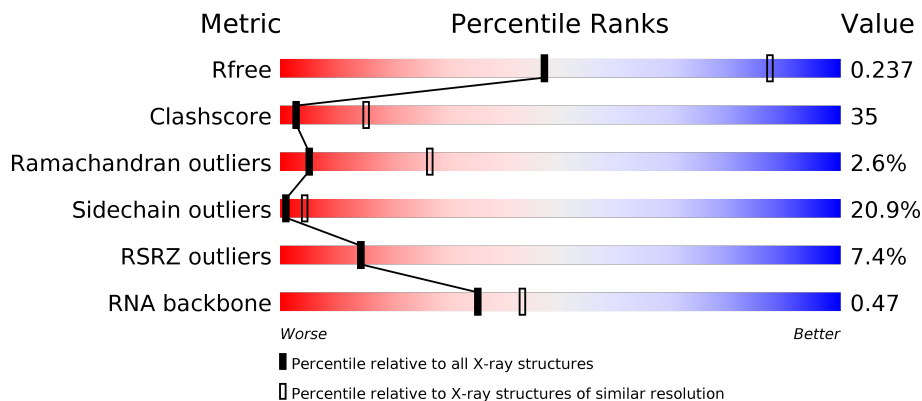
MolProbity : 4.02b-467
Mogul : 1.8.5 (274361), CSD as541be (2020)
Xtriage (Phenix) : 1.13
EDS : 2.11
buster-report : 1.1.7 (2018)
Percentile statistics : 20191225.v01 (using entries in the PDB archive December 25th 2019)
Refmac : 5.8.0158
CCP4 : 7.0.044 (Gargrove)
Ideal geometry (proteins) : Engh & Huber (2001)
Ideal geometry (DNA, RNA) : Parkinson et al. (1996)
Validation Pipeline (wwPDB-VP) : 2.11

1 Overall quality at a glance

The following experimental techniques were used to determine the structure:
X-RAY DIFFRACTION

The reported resolution of this entry is 3.30 Å.

Percentile scores (ranging between 0-100) for global validation metrics of the entry are shown in the following graphic. The table shows the number of entries on which the scores are based.



Metric	Whole archive (#Entries)	Similar resolution (#Entries, resolution range(Å))
R_{free}	130704	1149 (3.34-3.26)
Clashscore	141614	1205 (3.34-3.26)
Ramachandran outliers	138981	1183 (3.34-3.26)
Sidechain outliers	138945	1182 (3.34-3.26)
RSRZ outliers	127900	1115 (3.34-3.26)
RNA backbone	3102	1117 (3.70-2.90)

The table below summarises the geometric issues observed across the polymeric chains and their fit to the electron density. The red, orange, yellow and green segments on the lower bar indicate the fraction of residues that contain outliers for ≥ 3 , 2, 1 and 0 types of geometric quality criteria respectively. A grey segment represents the fraction of residues that are not modelled. The numeric value for each fraction is indicated below the corresponding segment, with a dot representing fractions $\leq 5\%$. The upper red bar (where present) indicates the fraction of residues that have poor fit to the electron density. The numeric value is given above the bar.

Mol	Chain	Length	Quality of chain
1	AA	2912	 28% 50% 20% 2%
1	BA	2912	 27% 51% 20% 2%
2	AB	122	 32% 48% 18% 2%
2	BB	122	 25% 56% 19% 2%




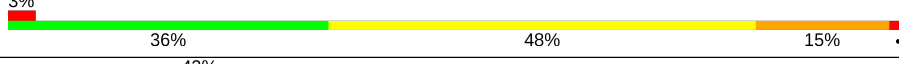
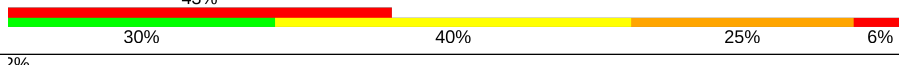
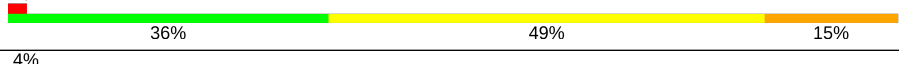
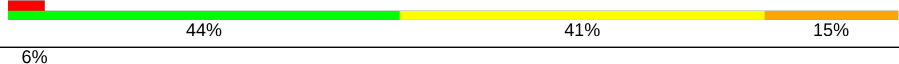

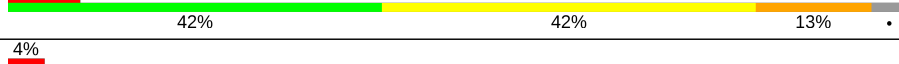

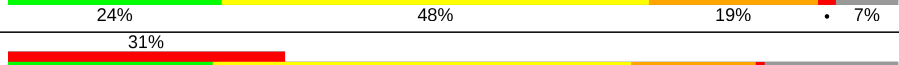
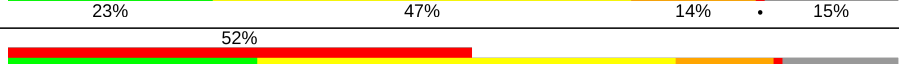
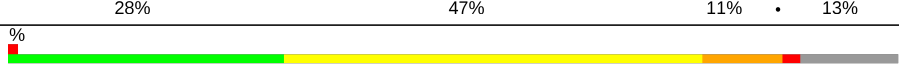

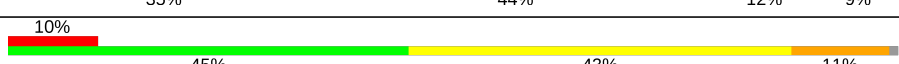

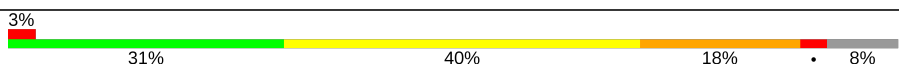





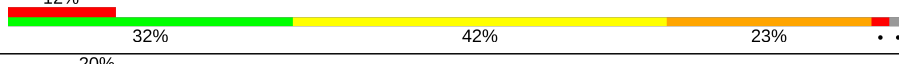


Continued on next page...

Continued from previous page...

Mol	Chain	Length	Quality of chain
3	AD	276	
3	BD	276	
4	AE	206	
4	BE	206	
5	AF	210	
5	BF	210	
6	AG	182	
6	BG	182	
7	AH	180	
7	BH	180	
8	AK	148	
8	BK	148	
9	AM	140	
9	BM	140	
10	AN	122	
10	BN	122	
11	AO	150	
11	BO	150	
12	AP	141	
12	BP	141	
13	A0	118	
13	B0	118	
14	AQ	112	
14	BQ	112	
15	AR	146	

Continued on next page...

Continued from previous page...

Mol	Chain	Length	Quality of chain
15	BR	146	
16	A1	118	
16	B1	118	
17	A2	101	
17	B2	101	
18	AS	113	
18	BS	113	
19	AT	96	
19	BT	96	
20	AU	110	
20	BU	110	
21	AV	206	
21	BV	206	
22	A3	85	
22	B3	85	
23	AZ	98	
23	BZ	98	
24	AW	72	
24	BW	72	
25	AX	60	
25	BX	60	
26	A4	71	
26	B4	71	
27	A5	60	
27	B5	60	

Continued on next page...

Continued from previous page...

Mol	Chain	Length	Quality of chain
28	A6	54	
28	B6	54	
29	A7	49	
29	B7	49	
30	A8	65	
30	B8	65	
31	CA	1506	
31	DA	1506	
32	CE	256	
32	DE	256	
33	CF	239	
33	DF	239	
34	CG	208	
34	DG	208	
35	CH	162	
35	DH	162	
36	CI	101	
36	DI	101	
37	CJ	156	
37	DJ	156	
38	CK	138	
38	DK	138	
39	CL	128	
39	DL	128	
40	CM	105	

Continued on next page...

Continued from previous page...

Mol	Chain	Length	Quality of chain
40	DM	105	
41	CN	129	
41	DN	129	
42	CO	132	
42	DO	132	
43	CP	126	
43	DP	126	
44	CQ	61	
44	DQ	61	
45	CR	89	
45	DR	89	
46	CS	88	
46	DS	88	
47	CT	105	
47	DT	105	
48	CU	88	
48	DU	88	
49	CV	93	
49	DV	93	
50	CW	106	
50	DW	106	
51	CX	27	
51	DX	27	
52	CB	87	
52	DB	87	

Continued on next page...

Continued from previous page...

Mol	Chain	Length	Quality of chain
53	CC	77	
53	CD	77	
53	DC	77	
53	DD	77	
54	C1	10	
54	D1	10	

The following table lists non-polymeric compounds, carbohydrate monomers and non-standard residues in protein, DNA, RNA chains that are outliers for geometric or electron-density-fit criteria:

Mol	Type	Chain	Res	Chirality	Geometry	Clashes	Electron density
55	MG	A3	101	-	-	-	X
55	MG	A5	102	-	-	-	X
55	MG	A6	101	-	-	-	X
55	MG	AA	3039	-	-	-	X
55	MG	AA	3053	-	-	-	X
55	MG	AA	3060	-	-	-	X
55	MG	AA	3067	-	-	-	X
55	MG	AA	3073	-	-	-	X
55	MG	AA	3075	-	-	-	X
55	MG	AA	3077	-	-	-	X
55	MG	AA	3078	-	-	-	X
55	MG	AA	3080	-	-	-	X
55	MG	AA	3093	-	-	-	X
55	MG	AA	3097	-	-	-	X
55	MG	AA	3108	-	-	-	X
55	MG	AA	3118	-	-	-	X
55	MG	AA	3121	-	-	-	X
55	MG	AA	3132	-	-	-	X
55	MG	AA	3148	-	-	-	X
55	MG	AA	3156	-	-	-	X
55	MG	AA	3182	-	-	-	X
55	MG	AA	3185	-	-	-	X
55	MG	AA	3193	-	-	-	X
55	MG	AA	3224	-	-	-	X
55	MG	AA	3225	-	-	-	X
55	MG	AA	3231	-	-	-	X
55	MG	AA	3235	-	-	-	X

Continued on next page...

Continued from previous page...

Mol	Type	Chain	Res	Chirality	Geometry	Clashes	Electron density
55	MG	AA	3236	-	-	-	X
55	MG	AA	3249	-	-	-	X
55	MG	AA	3258	-	-	-	X
55	MG	AA	3260	-	-	-	X
55	MG	AA	3261	-	-	-	X
55	MG	AA	3264	-	-	-	X
55	MG	AA	3268	-	-	-	X
55	MG	AA	3278	-	-	-	X
55	MG	AA	3286	-	-	-	X
55	MG	AA	3291	-	-	-	X
55	MG	AA	3294	-	-	-	X
55	MG	AA	3295	-	-	-	X
55	MG	AA	3302	-	-	-	X
55	MG	AA	3307	-	-	-	X
55	MG	AA	3309	-	-	-	X
55	MG	AA	3334	-	-	-	X
55	MG	AA	3335	-	-	-	X
55	MG	AA	3353	-	-	-	X
55	MG	AA	3356	-	-	-	X
55	MG	AA	3357	-	-	-	X
55	MG	AA	3358	-	-	-	X
55	MG	AA	3359	-	-	-	X
55	MG	AA	3361	-	-	-	X
55	MG	AA	3363	-	-	-	X
55	MG	AA	3366	-	-	-	X
55	MG	AA	3367	-	-	-	X
55	MG	AA	3369	-	-	-	X
55	MG	AA	3371	-	-	-	X
55	MG	AA	3373	-	-	-	X
55	MG	AA	3374	-	-	-	X
55	MG	AA	3375	-	-	-	X
55	MG	AA	3376	-	-	-	X
55	MG	AA	3377	-	-	-	X
55	MG	AA	3381	-	-	-	X
55	MG	AA	3382	-	-	-	X
55	MG	AA	3384	-	-	-	X
55	MG	AA	3385	-	-	-	X
55	MG	AA	3390	-	-	-	X
55	MG	AA	3391	-	-	-	X
55	MG	AA	3392	-	-	-	X
55	MG	AA	3393	-	-	-	X
55	MG	AA	3395	-	-	-	X

Continued on next page...

Continued from previous page...

Mol	Type	Chain	Res	Chirality	Geometry	Clashes	Electron density
55	MG	AA	3396	-	-	-	X
55	MG	AA	3397	-	-	-	X
55	MG	AA	3402	-	-	-	X
55	MG	AA	3407	-	-	-	X
55	MG	AA	3409	-	-	-	X
55	MG	AA	3416	-	-	-	X
55	MG	AA	3419	-	-	-	X
55	MG	AA	3421	-	-	-	X
55	MG	AA	3426	-	-	-	X
55	MG	AA	3435	-	-	-	X
55	MG	AA	3437	-	-	-	X
55	MG	AA	3438	-	-	-	X
55	MG	AA	3439	-	-	-	X
55	MG	AA	3441	-	-	-	X
55	MG	AA	3452	-	-	-	X
55	MG	AA	3456	-	-	-	X
55	MG	AA	3463	-	-	-	X
55	MG	AA	3466	-	-	-	X
55	MG	AA	3469	-	-	-	X
55	MG	AA	3480	-	-	-	X
55	MG	AA	3490	-	-	-	X
55	MG	AA	3497	-	-	-	X
55	MG	AA	3498	-	-	-	X
55	MG	AA	3499	-	-	-	X
55	MG	AA	3501	-	-	-	X
55	MG	AA	3502	-	-	-	X
55	MG	AA	3522	-	-	-	X
55	MG	AA	3524	-	-	-	X
55	MG	AA	3527	-	-	-	X
55	MG	AA	3536	-	-	-	X
55	MG	AA	3556	-	-	-	X
55	MG	AA	3557	-	-	-	X
55	MG	AA	3583	-	-	-	X
55	MG	AA	3593	-	-	-	X
55	MG	AA	3594	-	-	-	X
55	MG	AA	3604	-	-	-	X
55	MG	AA	3612	-	-	-	X
55	MG	AA	3626	-	-	-	X
55	MG	AB	204	-	-	-	X
55	MG	AB	209	-	-	-	X
55	MG	AB	212	-	-	-	X
55	MG	BA	3003	-	-	-	X

Continued on next page...

Continued from previous page...

Mol	Type	Chain	Res	Chirality	Geometry	Clashes	Electron density
55	MG	BA	3024	-	-	-	X
55	MG	BA	3041	-	-	-	X
55	MG	BA	3044	-	-	-	X
55	MG	BA	3065	-	-	-	X
55	MG	BA	3067	-	-	-	X
55	MG	BA	3073	-	-	-	X
55	MG	BA	3108	-	-	-	X
55	MG	BA	3121	-	-	-	X
55	MG	BA	3125	-	-	-	X
55	MG	BA	3185	-	-	-	X
55	MG	BA	3191	-	-	-	X
55	MG	BA	3226	-	-	-	X
55	MG	BA	3235	-	-	-	X
55	MG	BA	3266	-	-	-	X
55	MG	BA	3289	-	-	-	X
55	MG	BA	3350	-	-	-	X
55	MG	BA	3355	-	-	-	X
55	MG	BA	3374	-	-	-	X
55	MG	BA	3383	-	-	-	X
55	MG	BA	3387	-	-	-	X
55	MG	BA	3390	-	-	-	X
55	MG	BA	3394	-	-	-	X
55	MG	BA	3398	-	-	-	X
55	MG	BA	3410	-	-	-	X
55	MG	BA	3413	-	-	-	X
55	MG	BA	3423	-	-	-	X
55	MG	BA	3424	-	-	-	X
55	MG	BA	3444	-	-	-	X
55	MG	BA	3454	-	-	-	X
55	MG	BA	3472	-	-	-	X
55	MG	BA	3474	-	-	-	X
55	MG	BB	208	-	-	-	X
55	MG	BB	213	-	-	-	X
55	MG	BR	202	-	-	-	X
55	MG	C1	101	-	-	-	X
55	MG	CA	1617	-	-	-	X
55	MG	CA	1639	-	-	-	X
55	MG	CA	1653	-	-	-	X
55	MG	CA	1662	-	-	-	X
55	MG	CA	1694	-	-	-	X
55	MG	CA	1704	-	-	-	X
55	MG	CA	1709	-	-	-	X

Continued on next page...

Continued from previous page...

Mol	Type	Chain	Res	Chirality	Geometry	Clashes	Electron density
55	MG	CA	1714	-	-	-	X
55	MG	CA	1722	-	-	-	X
55	MG	CA	1734	-	-	-	X
55	MG	CA	1735	-	-	-	X
55	MG	CA	1757	-	-	-	X
55	MG	CA	1758	-	-	-	X
55	MG	CA	1766	-	-	-	X
55	MG	CA	1774	-	-	-	X
55	MG	CA	1776	-	-	-	X
55	MG	CA	1778	-	-	-	X
55	MG	CA	1782	-	-	-	X
55	MG	CA	1783	-	-	-	X
55	MG	CA	1798	-	-	-	X
55	MG	CA	1803	-	-	-	X
55	MG	CA	1813	-	-	-	X
55	MG	CC	107	-	-	-	X
55	MG	CG	301	-	-	-	X
55	MG	DA	1613	-	-	-	X
55	MG	DA	1661	-	-	-	X
55	MG	DA	1678	-	-	-	X
55	MG	DA	1682	-	-	-	X
55	MG	DA	1683	-	-	-	X
55	MG	DA	1698	-	-	-	X
55	MG	DA	1708	-	-	-	X
55	MG	DA	1710	-	-	-	X
55	MG	DA	1711	-	-	-	X
55	MG	DA	1712	-	-	-	X
55	MG	DA	1719	-	-	-	X
55	MG	DA	1748	-	-	-	X
55	MG	DA	1758	-	-	-	X
55	MG	DA	1759	-	-	-	X
55	MG	DA	1760	-	-	-	X
55	MG	DA	1764	-	-	-	X
55	MG	DA	1766	-	-	-	X
55	MG	DA	1777	-	-	-	X
55	MG	DA	1791	-	-	-	X
55	MG	DA	1794	-	-	-	X
55	MG	DA	1802	-	-	-	X
55	MG	DA	1803	-	-	-	X
55	MG	DC	107	-	-	-	X
55	MG	DS	101	-	-	-	X

2 Entry composition i

There are 57 unique types of molecules in this entry. The entry contains 299682 atoms, of which 0 are hydrogens and 0 are deuteriums.

In the tables below, the ZeroOcc column contains the number of atoms modelled with zero occupancy, the AltConf column contains the number of residues with at least one atom in alternate conformation and the Trace column contains the number of residues modelled with at most 2 atoms.

- Molecule 1 is a RNA chain called RNA (2912-MER).

Mol	Chain	Residues	Atoms					ZeroOcc	AltConf	Trace
			Total	C	N	O	P			
1	AA	2912	Total 62707	C 27911	N 11722	O 20163	P 2911	0	0	0
1	BA	2909	Total 62647	C 27884	N 11716	O 20139	P 2908	0	0	0

There are 14 discrepancies between the modelled and reference sequences:

Chain	Residue	Modelled	Actual	Comment	Reference
AA	161	U	-	EXPRESSION TAG	GB AP008226.1
AA	654A	A	G	CONFLICT	GB AP008226.1
AA	654E	C	G	CONFLICT	GB AP008226.1
AA	654P	G	C	CONFLICT	GB AP008226.1
AA	654T	A	C	CONFLICT	GB AP008226.1
AA	1058	U	G	CONFLICT	GB AP008226.1
AA	1080	A	C	CONFLICT	GB AP008226.1
BA	158	U	-	EXPRESSION TAG	GB AP008226.1
BA	654A	A	G	CONFLICT	GB AP008226.1
BA	654E	C	G	CONFLICT	GB AP008226.1
BA	654P	G	C	CONFLICT	GB AP008226.1
BA	654T	A	C	CONFLICT	GB AP008226.1
BA	1058	U	G	CONFLICT	GB AP008226.1
BA	1080	A	C	CONFLICT	GB AP008226.1

- Molecule 2 is a RNA chain called 5S RIBOSOMAL RNA.

Mol	Chain	Residues	Atoms					ZeroOcc	AltConf	Trace
			Total	C	N	O	P			
2	AB	122	Total 2617	C 1166	N 486	O 844	P 121	0	0	0
2	BB	122	Total 2617	C 1166	N 486	O 844	P 121	0	0	0

- Molecule 3 is a protein called 50S ribosomal protein L2.

Mol	Chain	Residues	Atoms					ZeroOcc	AltConf	Trace
			Total	C	N	O	S			
3	AD	272	Total 2115	C 1335	N 420	O 357	S 3	0	0	0
3	BD	272	Total 2115	C 1335	N 420	O 357	S 3	0	0	0

- Molecule 4 is a protein called 50S ribosomal protein L3.

Mol	Chain	Residues	Atoms					ZeroOcc	AltConf	Trace
			Total	C	N	O	S			
4	AE	205	Total 1568	C 991	N 300	O 271	S 6	0	0	0
4	BE	205	Total 1568	C 991	N 300	O 271	S 6	0	0	0

- Molecule 5 is a protein called 50S ribosomal protein L4.

Mol	Chain	Residues	Atoms					ZeroOcc	AltConf	Trace
			Total	C	N	O	S			
5	AF	202	Total 1585	C 1011	N 297	O 275	S 2	0	0	0
5	BF	208	Total 1627	C 1037	N 304	O 283	S 3	0	0	0

- Molecule 6 is a protein called 50S ribosomal protein L5.

Mol	Chain	Residues	Atoms					ZeroOcc	AltConf	Trace
			Total	C	N	O	S			
6	AG	181	Total 1474	C 942	N 268	O 260	S 4	0	0	0
6	BG	181	Total 1474	C 942	N 268	O 260	S 4	0	0	0

- Molecule 7 is a protein called 50S ribosomal protein L6.

Mol	Chain	Residues	Atoms					ZeroOcc	AltConf	Trace
			Total	C	N	O	S			
7	AH	170	Total 1307	C 829	N 245	O 232	S 1	0	0	0
7	BH	170	Total 1307	C 829	N 245	O 232	S 1	0	0	0

- Molecule 8 is a protein called 50S ribosomal protein L9.

Mol	Chain	Residues	Atoms					ZeroOcc	AltConf	Trace
			Total	C	N	O	S			
8	AK	146	Total 1136	C 726	N 201	O 208	S 1	0	0	0

Continued on next page...

Continued from previous page...

Mol	Chain	Residues	Atoms					ZeroOcc	AltConf	Trace
8	BK	146	Total	C	N	O	S	0	0	0
			1136	726	201	208	1			

- Molecule 9 is a protein called 50S ribosomal protein L13.

Mol	Chain	Residues	Atoms					ZeroOcc	AltConf	Trace
9	AM	138	Total	C	N	O	S	0	0	0
			1104	712	206	182	4			
9	BM	138	Total	C	N	O	S	0	0	0
			1104	712	206	182	4			

- Molecule 10 is a protein called 50S ribosomal protein L14.

Mol	Chain	Residues	Atoms					ZeroOcc	AltConf	Trace
10	AN	122	Total	C	N	O	S	0	0	0
			933	588	171	170	4			
10	BN	122	Total	C	N	O	S	0	0	0
			933	588	171	170	4			

- Molecule 11 is a protein called 50S ribosomal protein L15.

Mol	Chain	Residues	Atoms					ZeroOcc	AltConf	Trace
11	AO	150	Total	C	N	O	S	0	0	0
			1145	712	232	198	3			
11	BO	150	Total	C	N	O	S	0	0	0
			1145	712	232	198	3			

- Molecule 12 is a protein called 50S ribosomal protein L16.

Mol	Chain	Residues	Atoms					ZeroOcc	AltConf	Trace
12	AP	141	Total	C	N	O	S	0	0	0
			1122	715	212	188	7			
12	BP	141	Total	C	N	O	S	0	0	0
			1122	715	212	188	7			

- Molecule 13 is a protein called 50S ribosomal protein L17.

Mol	Chain	Residues	Atoms					ZeroOcc	AltConf	Trace
13	A0	118	Total	C	N	O	S	0	0	0
			968	604	203	160	1			
13	B0	117	Total	C	N	O		0	0	0
			960	599	202	159				

- Molecule 14 is a protein called 50S ribosomal protein L18.

Mol	Chain	Residues	Atoms				ZeroOcc	AltConf	Trace
			Total	C	N	O			
14	AQ	111	882	556	176	150	0	0	0
14	BQ	111	882	556	176	150	0	0	0

- Molecule 15 is a protein called 50S ribosomal protein L19.

Mol	Chain	Residues	Atoms					ZeroOcc	AltConf	Trace
			Total	C	N	O	S			
15	AR	137	1141	710	234	196	1	0	0	0
15	BR	137	1141	710	234	196	1	0	0	0

- Molecule 16 is a protein called 50S ribosomal protein L20.

Mol	Chain	Residues	Atoms					ZeroOcc	AltConf	Trace
			Total	C	N	O	S			
16	A1	117	964	610	202	151	1	0	0	0
16	B1	117	964	610	202	151	1	0	0	0

- Molecule 17 is a protein called 50S ribosomal protein L21.

Mol	Chain	Residues	Atoms					ZeroOcc	AltConf	Trace
			Total	C	N	O	S			
17	A2	101	779	501	142	135	1	0	0	0
17	B2	101	779	501	142	135	1	0	0	0

- Molecule 18 is a protein called 50S ribosomal protein L22.

Mol	Chain	Residues	Atoms					ZeroOcc	AltConf	Trace
			Total	C	N	O	S			
18	AS	113	900	566	177	155	2	0	0	0
18	BS	113	900	566	177	155	2	0	0	0

- Molecule 19 is a protein called 50S ribosomal protein L23.

Mol	Chain	Residues	Atoms				ZeroOcc	AltConf	Trace
19	AT	92	Total	C	N	O	0	0	0
			725	471	131	123			
19	BT	92	Total	C	N	O	0	0	0
			725	471	131	123			

- Molecule 20 is a protein called 50S ribosomal protein L24.

Mol	Chain	Residues	Atoms					ZeroOcc	AltConf	Trace
20	AU	102	Total	C	N	O	S	0	0	0
			785	505	150	125	5			
20	BU	102	Total	C	N	O	S	0	0	0
			785	505	150	125	5			

- Molecule 21 is a protein called 50S ribosomal protein L25.

Mol	Chain	Residues	Atoms					ZeroOcc	AltConf	Trace
21	AV	175	Total	C	N	O	S	0	0	0
			1397	892	251	251	3			
21	BV	179	Total	C	N	O	S	0	0	0
			1428	911	255	259	3			

- Molecule 22 is a protein called 50S ribosomal protein L27.

Mol	Chain	Residues	Atoms					ZeroOcc	AltConf	Trace
22	A3	76	Total	C	N	O	S	0	0	0
			607	376	128	102	1			
22	B3	77	Total	C	N	O	S	0	0	0
			613	379	129	104	1			

- Molecule 23 is a protein called 50S ribosomal protein L28.

Mol	Chain	Residues	Atoms					ZeroOcc	AltConf	Trace
23	AZ	97	Total	C	N	O	S	0	0	0
			763	481	150	131	1			
23	BZ	97	Total	C	N	O	S	0	0	0
			763	481	150	131	1			

- Molecule 24 is a protein called 50S ribosomal protein L29.

Mol	Chain	Residues	Atoms					ZeroOcc	AltConf	Trace
24	AW	66	Total	C	N	O	S	0	0	0
			558	346	113	98	1			

Continued on next page...

Continued from previous page...

Mol	Chain	Residues	Atoms					ZeroOcc	AltConf	Trace
24	BW	69	Total	C	N	O	S	0	0	0
			581	358	118	104	1			

- Molecule 25 is a protein called 50S ribosomal protein L30.

Mol	Chain	Residues	Atoms				ZeroOcc	AltConf	Trace
25	AX	59	Total	C	N	O	0	0	0
			469	298	90	81			
25	BX	59	Total	C	N	O	0	0	0
			469	298	90	81			

- Molecule 26 is a protein called 50S ribosomal protein L31.

Mol	Chain	Residues	Atoms					ZeroOcc	AltConf	Trace
26	A4	66	Total	C	N	O	S	0	0	0
			533	335	96	97	5			
26	B4	63	Total	C	N	O	S	0	0	0
			515	326	93	91	5			

- Molecule 27 is a protein called 50S ribosomal protein L32.

Mol	Chain	Residues	Atoms					ZeroOcc	AltConf	Trace
27	A5	59	Total	C	N	O	S	0	0	0
			459	288	90	76	5			
27	B5	59	Total	C	N	O	S	0	0	0
			459	288	90	76	5			

- Molecule 28 is a protein called 50S ribosomal protein L33.

Mol	Chain	Residues	Atoms					ZeroOcc	AltConf	Trace
28	A6	45	Total	C	N	O	S	0	0	0
			389	241	79	65	4			
28	B6	45	Total	C	N	O	S	0	0	0
			389	241	79	65	4			

- Molecule 29 is a protein called 50S ribosomal protein L34.

Mol	Chain	Residues	Atoms					ZeroOcc	AltConf	Trace
29	A7	49	Total	C	N	O	S	0	0	0
			430	263	108	57	2			
29	B7	49	Total	C	N	O	S	0	0	0
			430	263	108	57	2			

- Molecule 30 is a protein called 50S ribosomal protein L35.

Mol	Chain	Residues	Atoms					ZeroOcc	AltConf	Trace
			Total	C	N	O	S			
30	A8	61	Total 488	C 312	N 99	O 75	S 2	0	0	0
30	B8	61	Total 488	C 312	N 99	O 75	S 2	0	0	0

- Molecule 31 is a RNA chain called 16S ribosomal RNA.

Mol	Chain	Residues	Atoms					ZeroOcc	AltConf	Trace
			Total	C	N	O	P			
31	CA	1506	Total 32369	C 14408	N 5997	O 10459	P 1505	0	0	0
31	DA	1506	Total 32372	C 14408	N 5997	O 10461	P 1506	0	0	0

- Molecule 32 is a protein called 30S RIBOSOMAL PROTEIN S2.

Mol	Chain	Residues	Atoms					ZeroOcc	AltConf	Trace
			Total	C	N	O	S			
32	CE	237	Total 1924	C 1228	N 344	O 347	S 5	0	0	0
32	DE	237	Total 1924	C 1228	N 344	O 347	S 5	0	0	0

- Molecule 33 is a protein called 30S RIBOSOMAL PROTEIN S3.

Mol	Chain	Residues	Atoms					ZeroOcc	AltConf	Trace
			Total	C	N	O	S			
33	CF	205	Total 1605	C 1011	N 313	O 280	S 1	0	0	0
33	DF	206	Total 1612	C 1016	N 314	O 281	S 1	0	0	0

- Molecule 34 is a protein called 30S RIBOSOMAL PROTEIN S4.

Mol	Chain	Residues	Atoms					ZeroOcc	AltConf	Trace
			Total	C	N	O	S			
34	CG	208	Total 1703	C 1066	N 339	O 291	S 7	0	0	0
34	DG	208	Total 1703	C 1066	N 339	O 291	S 7	0	0	0

- Molecule 35 is a protein called 30S RIBOSOMAL PROTEIN S5.

Mol	Chain	Residues	Atoms					ZeroOcc	AltConf	Trace
35	CH	151	Total	C	N	O	S	0	0	0
			1155	729	218	204	4			
35	DH	151	Total	C	N	O	S	0	0	0
			1155	729	218	204	4			

- Molecule 36 is a protein called 30S RIBOSOMAL PROTEIN S6.

Mol	Chain	Residues	Atoms					ZeroOcc	AltConf	Trace
36	CI	101	Total	C	N	O	S	0	0	0
			843	531	155	154	3			
36	DI	101	Total	C	N	O	S	0	0	0
			843	531	155	154	3			

- Molecule 37 is a protein called 30S RIBOSOMAL PROTEIN S7.

Mol	Chain	Residues	Atoms					ZeroOcc	AltConf	Trace
37	CJ	155	Total	C	N	O	S	0	0	0
			1257	781	252	218	6			
37	DJ	155	Total	C	N	O	S	0	0	0
			1257	781	252	218	6			

- Molecule 38 is a protein called 30S RIBOSOMAL PROTEIN S8.

Mol	Chain	Residues	Atoms					ZeroOcc	AltConf	Trace
38	CK	138	Total	C	N	O	S	0	0	0
			1116	705	215	193	3			
38	DK	138	Total	C	N	O	S	0	0	0
			1116	705	215	193	3			

- Molecule 39 is a protein called 30S RIBOSOMAL PROTEIN S9.

Mol	Chain	Residues	Atoms				ZeroOcc	AltConf	Trace
39	CL	127	Total	C	N	O	0	0	0
			1010	639	197	174			
39	DL	127	Total	C	N	O	0	0	0
			1010	639	197	174			

- Molecule 40 is a protein called 30S RIBOSOMAL PROTEIN S10.

Mol	Chain	Residues	Atoms					ZeroOcc	AltConf	Trace
40	CM	99	Total	C	N	O	S	0	0	0
			801	504	157	139	1			

Continued on next page...

Continued from previous page...

Mol	Chain	Residues	Atoms					ZeroOcc	AltConf	Trace
			Total	C	N	O	S			
40	DM	99	801	504	157	139	1	0	0	0

- Molecule 41 is a protein called 30S RIBOSOMAL PROTEIN S11.

Mol	Chain	Residues	Atoms					ZeroOcc	AltConf	Trace
			Total	C	N	O	S			
41	CN	119	885	549	168	165	3	0	0	0
41	DN	119	885	549	168	165	3	0	0	0

- Molecule 42 is a protein called 30S RIBOSOMAL PROTEIN S12.

Mol	Chain	Residues	Atoms					ZeroOcc	AltConf	Trace
			Total	C	N	O	S			
42	CO	125	975	614	196	164	1	0	0	0
42	DO	125	975	614	196	164	1	0	0	0

- Molecule 43 is a protein called 30S RIBOSOMAL PROTEIN S13.

Mol	Chain	Residues	Atoms					ZeroOcc	AltConf	Trace
			Total	C	N	O	S			
43	CP	116	928	574	191	161	2	0	0	0
43	DP	117	933	577	192	162	2	0	0	0

- Molecule 44 is a protein called 30S RIBOSOMAL PROTEIN S14.

Mol	Chain	Residues	Atoms					ZeroOcc	AltConf	Trace
			Total	C	N	O	S			
44	CQ	60	492	312	104	72	4	0	0	0
44	DQ	60	492	312	104	72	4	0	0	0

- Molecule 45 is a protein called 30S RIBOSOMAL PROTEIN S15.

Mol	Chain	Residues	Atoms					ZeroOcc	AltConf	Trace
			Total	C	N	O	S			
45	CR	88	734	459	147	126	2	0	0	0
45	DR	88	734	459	147	126	2	0	0	0

- Molecule 46 is a protein called 30S RIBOSOMAL PROTEIN S16.

Mol	Chain	Residues	Atoms					ZeroOcc	AltConf	Trace
			Total	C	N	O	S			
46	CS	84	Total	C	N	O	S	0	0	0
			705	446	140	118	1			
46	DS	84	Total	C	N	O	S	0	0	0
			705	446	140	118	1			

- Molecule 47 is a protein called 30S RIBOSOMAL PROTEIN S17.

Mol	Chain	Residues	Atoms					ZeroOcc	AltConf	Trace
			Total	C	N	O	S			
47	CT	100	Total	C	N	O	S	0	0	0
			834	534	155	143	2			
47	DT	100	Total	C	N	O	S	0	0	0
			834	534	155	143	2			

- Molecule 48 is a protein called 30S RIBOSOMAL PROTEIN S18.

Mol	Chain	Residues	Atoms				ZeroOcc	AltConf	Trace
			Total	C	N	O			
48	CU	72	Total	C	N	O	0	0	0
			591	376	117	98			
48	DU	72	Total	C	N	O	0	0	0
			591	376	117	98			

- Molecule 49 is a protein called 30S RIBOSOMAL PROTEIN S19.

Mol	Chain	Residues	Atoms					ZeroOcc	AltConf	Trace
			Total	C	N	O	S			
49	CV	78	Total	C	N	O	S	0	0	0
			624	398	115	109	2			
49	DV	78	Total	C	N	O	S	0	0	0
			624	398	115	109	2			

- Molecule 50 is a protein called 30S RIBOSOMAL PROTEIN S20.

Mol	Chain	Residues	Atoms					ZeroOcc	AltConf	Trace
			Total	C	N	O	S			
50	CW	99	Total	C	N	O	S	0	0	0
			763	470	162	129	2			
50	DW	99	Total	C	N	O	S	0	0	0
			763	470	162	129	2			

- Molecule 51 is a protein called 30S RIBOSOMAL PROTEIN THX.

Mol	Chain	Residues	Atoms				ZeroOcc	AltConf	Trace
51	CX	25	Total	C	N	O	0	0	0
			217	134	52	31			
51	DX	25	Total	C	N	O	0	0	0
			217	134	52	31			

- Molecule 52 is a RNA chain called TRNA-LEU.

Mol	Chain	Residues	Atoms					ZeroOcc	AltConf	Trace
52	CB	87	Total	C	N	O	P	9	0	0
			1861	829	333	612	87			
52	DB	87	Total	C	N	O	P	8	0	0
			1861	829	333	612	87			

- Molecule 53 is a RNA chain called TRNA-FMET.

Mol	Chain	Residues	Atoms					ZeroOcc	AltConf	Trace
53	CC	77	Total	C	N	O	P	0	0	0
			1643	732	298	536	77			
53	CD	77	Total	C	N	O	P	0	0	0
			1643	732	298	536	77			
53	DC	77	Total	C	N	O	P	0	0	0
			1643	732	298	536	77			
53	DD	77	Total	C	N	O	P	0	0	0
			1643	732	298	536	77			

There are 4 discrepancies between the modelled and reference sequences:

Chain	Residue	Modelled	Actual	Comment	Reference
CC	18	C	U	CONFLICT	GB AP012306.1
CD	18	C	U	CONFLICT	GB AP012306.1
DC	18	C	U	CONFLICT	GB AP012306.1
DD	18	C	U	CONFLICT	GB AP012306.1

- Molecule 54 is a RNA chain called MRNA.

Mol	Chain	Residues	Atoms					ZeroOcc	AltConf	Trace
54	C1	10	Total	C	N	O	P	0	0	0
			205	92	26	77	10			
54	D1	10	Total	C	N	O	P	0	0	0
			205	92	26	77	10			

- Molecule 55 is MAGNESIUM ION (three-letter code: MG) (formula: Mg).

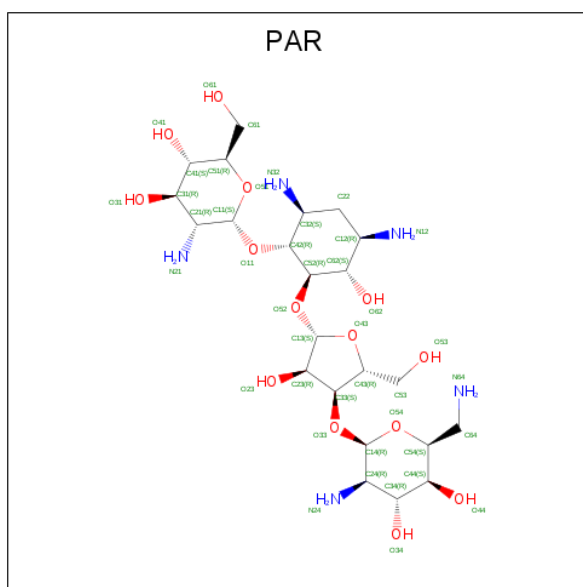
Mol	Chain	Residues	Atoms	ZeroOcc	AltConf
55	BA	528	Total Mg 528 528	0	0
55	CA	240	Total Mg 240 240	0	0
55	AB	17	Total Mg 17 17	0	0
55	A6	1	Total Mg 1 1	0	0
55	BE	3	Total Mg 3 3	0	0
55	B1	1	Total Mg 1 1	0	0
55	C1	1	Total Mg 1 1	0	0
55	CD	1	Total Mg 1 1	0	0
55	BP	1	Total Mg 1 1	0	0
55	CN	2	Total Mg 2 2	0	0
55	A2	1	Total Mg 1 1	0	0
55	DC	8	Total Mg 8 8	0	0
55	B5	1	Total Mg 1 1	0	0
55	BB	15	Total Mg 15 15	0	0
55	AE	4	Total Mg 4 4	0	0
55	DG	2	Total Mg 2 2	0	0
55	AA	626	Total Mg 626 626	0	0
55	CQ	2	Total Mg 2 2	0	0
55	A5	2	Total Mg 2 2	0	0
55	CG	2	Total Mg 2 2	0	0
55	A1	1	Total Mg 1 1	0	0
55	AD	1	Total Mg 1 1	0	0

Continued on next page...

Continued from previous page...

Mol	Chain	Residues	Atoms	ZeroOcc	AltConf
55	CT	1	Total Mg 1 1	0	0
55	DH	1	Total Mg 1 1	0	0
55	CC	7	Total Mg 7 7	0	0
55	DS	1	Total Mg 1 1	0	0
55	B3	1	Total Mg 1 1	0	0
55	BR	2	Total Mg 2 2	0	0
55	AZ	1	Total Mg 1 1	0	0
55	DA	204	Total Mg 204 204	0	0
55	AU	1	Total Mg 1 1	0	0
55	A0	1	Total Mg 1 1	0	0
55	CB	5	Total Mg 5 5	0	0
55	A7	2	Total Mg 2 2	0	0
55	BD	1	Total Mg 1 1	0	0
55	AO	3	Total Mg 3 3	0	0
55	A3	1	Total Mg 1 1	0	0
55	AF	3	Total Mg 3 3	0	0
55	DB	2	Total Mg 2 2	0	0

- Molecule 56 is PAROMOMYCIN (three-letter code: PAR) (formula: $C_{23}H_{45}N_5O_{14}$).



Mol	Chain	Residues	Atoms				ZeroOcc	AltConf
			Total	C	N	O		
56	CA	1	42	23	5	14	0	0
56	DA	1	42	23	5	14	0	0

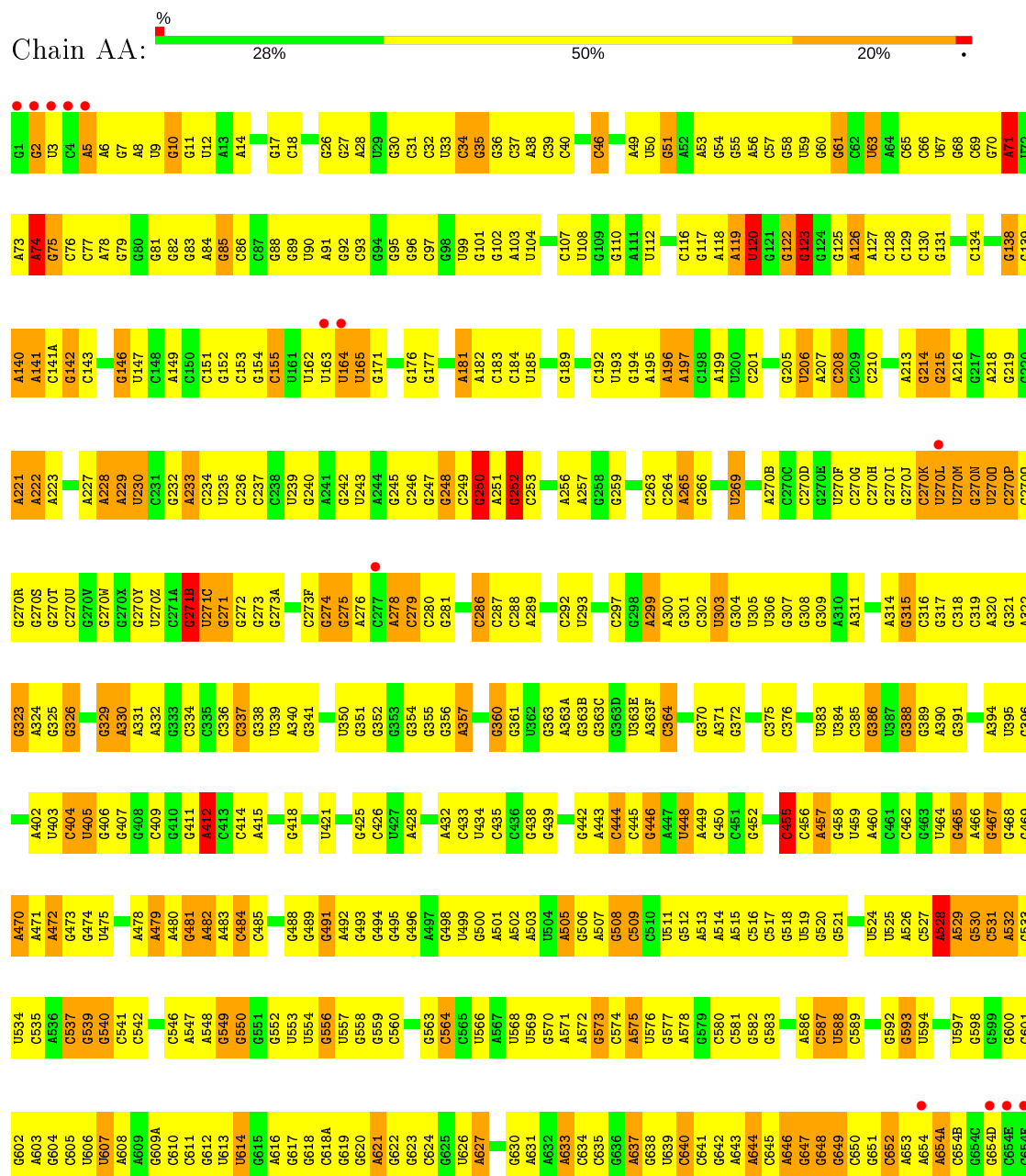
- Molecule 57 is ZINC ION (three-letter code: ZN) (formula: Zn).

Mol	Chain	Residues	Atoms		ZeroOcc	AltConf
			Total	Zn		
57	DG	1	1	1	0	0
57	CQ	1	1	1	0	0
57	DQ	1	1	1	0	0
57	CG	1	1	1	0	0

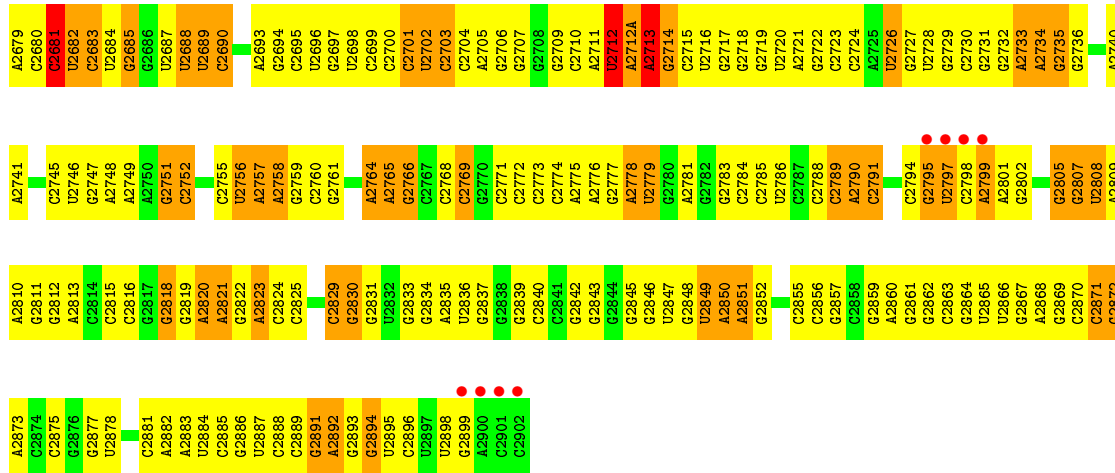
3 Residue-property plots i

These plots are drawn for all protein, RNA and DNA chains in the entry. The first graphic for a chain summarises the proportions of the various outlier classes displayed in the second graphic. The second graphic shows the sequence view annotated by issues in geometry and electron density. Residues are color-coded according to the number of geometric quality criteria for which they contain at least one outlier: green = 0, yellow = 1, orange = 2 and red = 3 or more. A red dot above a residue indicates a poor fit to the electron density ($RSRZ > 2$). Stretches of 2 or more consecutive residues without any outlier are shown as a green connector. Residues present in the sample, but not in the model, are shown in grey.

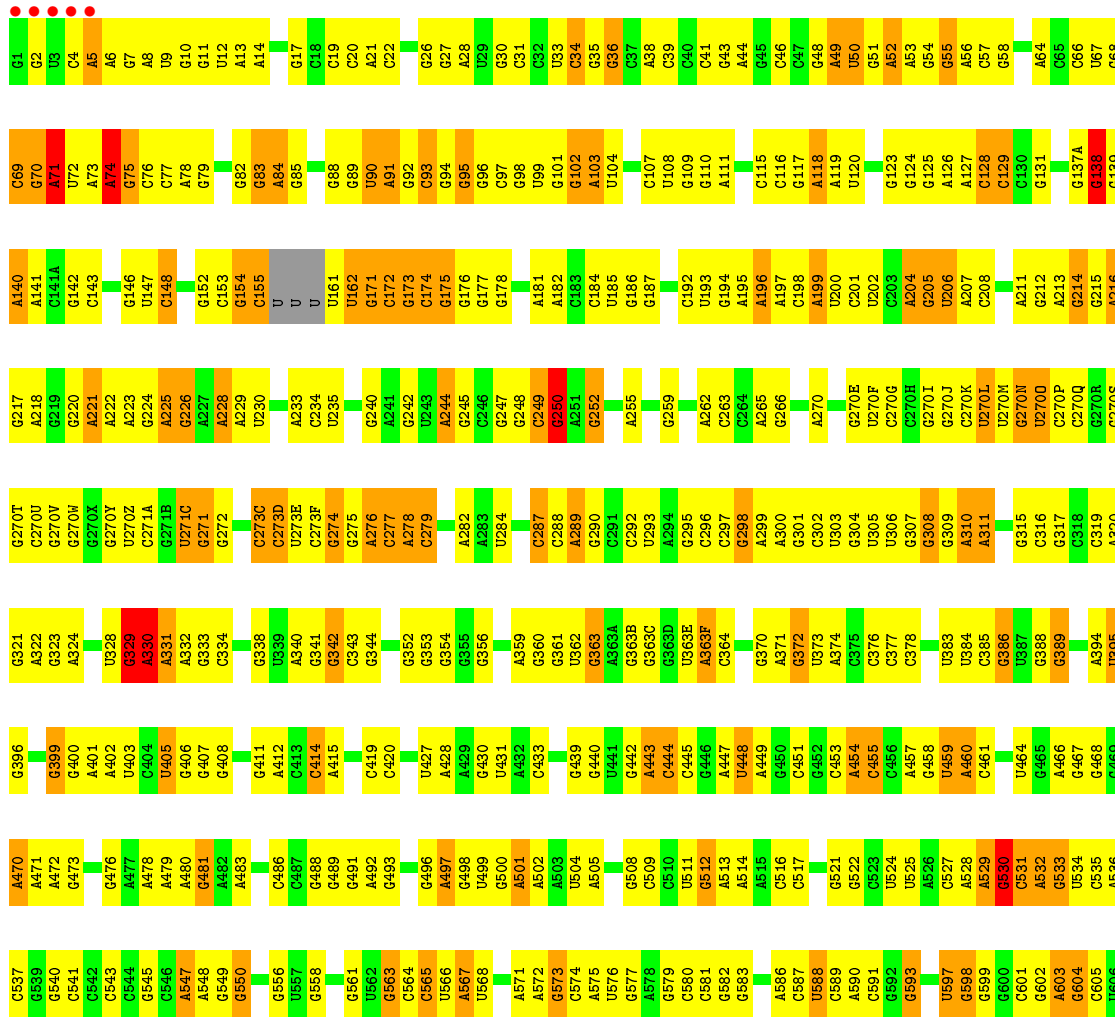
- Molecule 1: RNA (2912-MER)



G1525	G1526	G1527	A1528	A1529	G1530	G1531	G1532	G1533	G1534	G1535	A1536	C1537	G1538	G1539	G1540	G1541	G1542	A1543	C1544	G1545	G1546	G1547	C1548	C1549	C1550	A1551	A1552	G1553	G1554	G1555	G1556	G1557	A1558	G1559	G1560	G1561	G1562	G1563	C1564	C1565	A1566	A1567	G1568	A1569	A1570	A1571	A1572	C1575	C1576	C1577	C1578	C1579	C1580	C1581	C1582	A1583	C1585		
G1461	G1462	C1463	G1464	G1465	G1466	G1467	C1468	G1469	G1470	A1471	C1474	G1475	C1476	G1477	G1478	G1479	G1480	G1482	G1483	G1484	G1485	G1486	G1487	G1488	G1489	G1490	G1491	G1492	C1493	A1494	A1495	A1496	U1497	C1498	G1499	G1500	C1501	G1502	G1503	G1504	C1505	C1506	A1507	G1508	C1509	G1510	A1511	G1512	C1513	G1514	G1515	G1516	G1517	G1518	G1519	U1520	A1521	G1522	
A1395	U1396	U1397	U1398	U1399	G1400	G1401	G1402	G1403	G1404	G1405	G1406	G1407	G1408	G1409	G1410	G1411	G1412	G1413	G1416	G1417	G1418	G1419	U1420	G1421	G1424	G1425	G1426	A1427	G1428	G1429	G1430	G1431	G1432	G1433	G1434	G1435	G1436	G1437	G1438	G1439	G1440	G1441	G1442	G1443	G1444	A1444A	G1448	A1449	G1450	G1451	G1452	G1453	G1454	G1455	G1456	G1458	G1459	G1459	
A1480	G1481	C1482	C1483	G1484	G1485	C1486	C1487	C1488	G1489	G1490	G1491	G1492	G1493	G1494	G1495	G1496	G1497	G1498	G1499	G1500	C1501	G1502	G1503	G1504	C1505	C1506	A1507	G1508	C1509	G1510	A1511	G1512	C1513	G1514	G1515	G1516	G1517	G1518	G1519	U1520	A1521	G1522																	
U1326	U1327	G1328	U1329	U1330	A1331	C1332	A1336	U1337	G1338	G1339	U1340	U1341	G1344	G1345	G1348	A1349	U1352	A1353	A1354	G1355	G1356	U1357	G1358	G1359	A1360	G1361	A1365	A1366	G1367	G1368	G1369	U1372	G1373	G1374	G1375	A1379	G1380	G1381	G1382	G1383	A1384	G1385	G1386	G1387	G1388	G1389	U1390	U1391	A1392	A1393	U1394								
C1251	G1252	A1253	G1256	G1257	C1258	G1259	G1260	G1261	G1262	G1263	G1264	G1265	G1266	G1267	G1268	G1269	G1270	G1271	G1272	G1273	U1274	A1275	G1276	G1277	G1278	G1279	U1280	G1281	G1282	G1283	G1284	G1285	G1286	G1287	G1288	G1289	U1300	A1301	G1303	G1310	G1311	U1312	U1313	G1314	G1315	G1316	G1317	G1318	G1319	G1320	A1321	A1322	U1323						
C1180	C1181	A1182	G1183	G1184	G1185	G1186	G1187	G1188	A1189	G1190	G1191	G1192	G1193	A1194	G1195	G1196	G1197	C1201	G1202	G1203	A1204	U1205	G1206	G1207	G1208	G1209	A1210	G1211	G1212	G1215	G1216	G1217	G1218	G1219	A1220	A1227	G1228	G1230	G1231	G1232	G1233	G1234	G1235	U1236	A1237	G1238	G1239	A1240	A1241	A1242	G1243	G1244	U1249	G1250					
G1117	C1118	C1119	U1122	G1125	A1126	A1127	A1128	A1129	U1130	G1131	A1132	U1133	G1135	G1136	G1137	G1138	G1139	U1140	U1141	U1142	A1142A	A1143	G1144	G1145	C1146	G1147	A1148	G1149	U1150	G1151	A1152	C1153	G1154	A1155	A1156	G1157	U1158	G1159	G1160	C1161	G1162	U1165	G1166	U1167	G1168	G1169	G1170	G1171	G1173	A1174	U1175	G1176	A1177	C1178	C1179				
A1054	G1055	G1056	A1057	U1058	G1059	U1060	U1061	G1062	G1063	G1064	U1065	U1066	A1067	G1068	G1069	A1070	G1071	C1072	G1073	A1074	C1075	C1076	U1077	A1078	C1079	A1080	U1081	U1082	U1083	A1084	A1085	A1086	G1087	A1088	G1089	U1090	G1091	C1092	G1093	U1094	A1095	A1096	U1097	A1098	C1099	G1100	U1101	U1102	A1103	C1104	U1105	G1106	G1107	G1108	A1109	G1110	A1111	G1112	U1113
G986	G987	A988	G989	A990	G991	G992	G993	C994	G995	A996	G997	G998	U999	A1000	A1001	G1002	G9938	A944	G944	U943	G944	G946	G950	C951	G952	A953	G954	C955	G956	A1020	A1021	U1022	U1023	G1024	G1025	U1026	A1027	A1028	U1033	G1036	G1037	G1038	G1039	G1042	G974	A975	C974A	G975	A1045	A1046	G979	G980	A1048	C1049	A1050	C1051	C1052	C1053	
U851	G852	G853	G854	G855	G856	G857	U858	G859	U860	G861	G862	G863	G864	A865	A866	A870	U871	G872	G873	U878	G879	G880	G881	G882	G883	C884	C885	G886	G887	G888	G889	U890	G892	C893	C894	G895	A896	C897	C898	A899	A900	C902	C903	C904	U905	C906	U907	C908	G943	A909	G944	G945	A910	U912	U913	C914	G916		
A817	A918	G919	U922	C923	G924	C925	A926	G928	G929	A933	G938	A944	G944	U943	G944	G946	G950	C951	G952	A953	G954	C955	G956	A1020	A1021	U1022	U1023	G1024	G1025	U1026	A1027	A1028	U1033	G1036	G1037	G1038	G1039	C971	G972	A973	G974	C974A	G975	A1045	A1046	G979	G980	A1048	C1049	A1050	C1051	C1052	C1053						
C707	C708	A709	G710	G715	A716	A717	G718	C719	G720	C721	G728	G729	C730	C731	G732	G733	A734	G738	G739	U740	G745	A746	U747	G748	G745	A751	A752	C753	G754	C755	G760	U761	U762	G763	A764	C765	C766	G769	G770	G771	A774	G775	G776	G777	G778	U779	G780	A781	G845	G782	U783	A784	G785	C786					
C654G	G654H	C654J	C654K	G654L	C654M	G654N	G654P	C654R	G654S	A654T	G654U	A654V	A655	G656	U657	C658	G659	G660	C661	G662	G663	C664	G665	G666	C671	G672	C673	G674	A675	G679	G680	G681	G682	C683	G686	G690	C691	C692	C693	U694	G695	G696	C697	C698	U699	G700	G701	G702	A705	G785	C786								

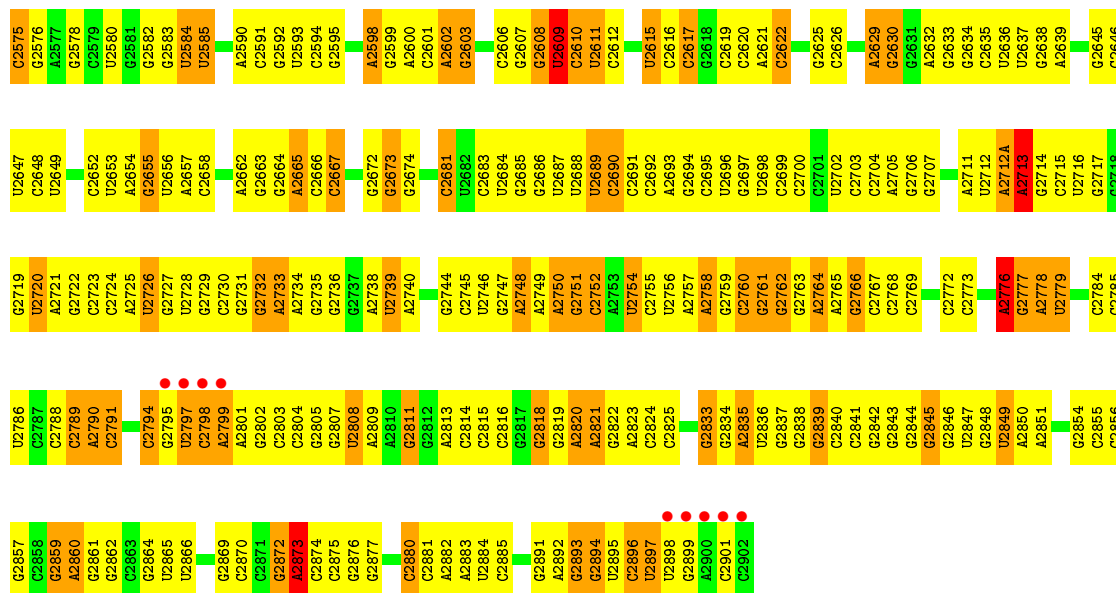


● Molecule 1: RNA (2912-MER)

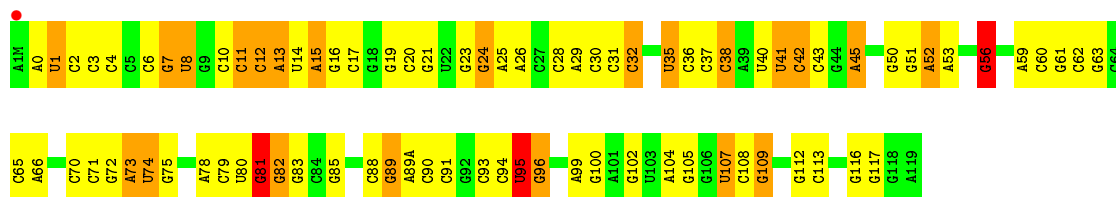


A1449	G1458	A1384	A1247	A1177	G1112	G1051	A988	U922	A861	G799	C719	G654P	U607
G1449A	C1458	C1314	G1248	C1178	U1113	G1052	G989	C923	G862	A800	C719	G654Q	A608
C1386	G1387	A1317	U1249	C1179	G1114	C1053	A990	C924	A863	G801	A722	C654R	A609
C1451	G1388	C1318	G1250	C1180	G1115	A1054	C991	C925	A864	U802	G723	C654S	G609A
A1453	G1389	G1319	G1251	C1181	G1120	C1055	C992	A926	C865	U803	G726	A654T	U613
U1454	G1390	G1320	G1252	A1182	C1121	G1056	C993	G928	C866	A804	A727	A654U	U614
C1458	U1391	A1321	A1254	G1183	C1122	A1057	C994	G929	C867	G805	A727	A654V	G615
G1459	A1392	A1322	U1255	G1184	C1123	U1058	C995	U930	U868	C806	G728	A655	A616
A1460	A1393	U1323	G1256	G1187	C1124	G1059	A996	G931	G869	U807	G729	A656	A616
A1461	A1394	U1324	C1257	G1188	G1125	U1060	G997	A932	G870	G808	C730	A657	G617
U1396	U1397	G1325	G1258	A1189	A1126	U1061	C998	A933	U871	G809	C731	G658	G618
U1397	U1398	U1326	G1259	G1190	A1127	G1062	U999	G934	A872	U810	G732	G659	C618A
G1401	G1402	C1327	G1260	G1191	A1128	G1063	A1000	C935	G873	U811	G733	G660	G619
C1402	C1403	G1328	A1261	G1192	U1129	C1064	A1001	C936	G874	C812	A734	G661	G620
C1403	C1404	U1329	A1262	C1196	A1129	U1065	G1002	G937	G875	U813	U747	G665	A621
U1405	U1406	A1330	A1263	G1197	U1130	U1066	G1003	G938	C876	C814	U748	G666	G622
U1406	U1407	A1331	G1264	U1198	G1131	G1067	C1004	A941	U877	C815	G748	G667	G623
U1407	U1408	G1332	A1265	U1199	A1132	G1068	C1005	G942	G878	C816	A751	G668	G624
U1408	U1409	U1333	G1266	C1200	U1133	A1069	C1006	U943	G880	C817	A752	G669	G625
U1409	U1410	C1334	U1267	C1201	G1136	G1070	C1007	G944	G881	G818	A753	G670	U626
U1410	U1411	G1335	A1268	C1202	G1137	A1071	C1008	A945	G882	A819	C754	G671	G628
U1411	U1412	U1336	G1269	G1203	G1138	A1072	C1009	G946	G883	A820	C755	G672	G629
U1412	U1413	G1337	A1270	A1204	G1139	G1074	U1011	G947	C884	A824	C756	G673	G630
U1413	U1414	U1338	G1271	U1205	C1140	G1075	U1012	G948	C885	G824	C757	G674	G630
U1414	U1415	G1339	A1272	G1206	U1141	C1076	C1013	G949	C886	U826	U757	G675	A633
U1415	U1416	C1340	U1273	C1207	U1142	A1077	U1014	G950	A887	U827	G760	A676	C634
U1416	U1417	G1341	A1274	U1208	A1143	A1080	G1015	A952	C888	U828	A761	C635	C635
U1417	U1418	U1342	G1275	G1209	G1144	U1081	G1016	G953	C889	A829	G764	G636	G636
U1418	U1419	A1343	A1276	A1210	G1145	U1082	G1017	C955	A890	G830	A764	G637	A637
U1419	U1420	U1344	G1277	U1211	C1146	U1083	C1018	G956	G892	G831	G765	G638	G638
U1420	U1421	G1345	A1278	G1212	U1147	U1084	U1019	A957	C893	G832	C766	U639	U639
U1421	U1422	U1346	G1279	C1213	A1148	A1084	A1020	U958	C894	U833	U767	G686	C640
U1422	U1423	A1347	U1280	C1214	G1149	A1085	A1021	A959	C895	C834	C772	G687	A644
U1423	U1424	G1348	G1281	C1215	G1150	A1086	G1022	A960	C896	A835	U772	G688	C645
U1424	U1425	U1349	A1282	G1216	G1151	G1087	U1023	G961	C897	G836	U773	A689	C645
U1425	U1426	A1350	G1283	G1217	C1152	A1088	G1024	G962	C898	G837	A774	G690	A646
U1426	U1427	U1351	A1284	C1218	G1153	G1089	G1025	U963	A899	C838	G775	G691	A647
U1427	U1428	G1352	G1285	G1219	C1154	U1090	U1026	G966	A900	U839	G776	G692	G648
U1428	U1429	U1353	A1286	G1220	A1155	G1091	A1027	C974	A901	A777	A777	C692	G648
U1429	U1430	G1354	G1287	G1221	G1156	C1092	A1028	G975	C902	C840	G778	C693	G650
U1430	U1431	U1355	A1288	G1222	G1157	G1093	A1029	C976	C903	A841	U779	G694	G651
U1431	U1432	G1356	G1289	G1223	C1158	U1094	C904	G977	C904	G843	G780	G695	G652
U1432	U1433	U1357	U1289	C1224	U1159	A1095	G1034	C978	U905	C844	A781	G696	A653
U1433	U1434	G1358	G1290	G1225	G1160	A1096	U1035	A973	G906	G845	A782	G697	A654
U1434	U1435	A1359	A1291	G1226	C1161	U1097	G1036	G974	U907	C846	A783	G702	A654A
U1435	U1436	G1360	G1292	G1227	G1162	A1098	G1037	C974A	C908	U847	A784	A706	C654B
U1436	U1437	U1361	G1293	G1228	G1163	G1099	G1038	G975	A909	G848	G785	A706	C654C
U1437	U1438	G1362	U1300	G1236	G1164	C1100	G1039	C976	A910	A849	C786	A706	G654D
U1438	U1439	U1363	A1301	G1237	U1165	U1101	C1040	G977	A911	C850	U787	C708	C654E
U1439	U1440	G1364	A1302	G1238	C1166	C1102	G1041	G978	C912	U851	A788	U709	C654F
U1440	U1441	A1365	G1303	G1239	G1167	A1103	G1042	G979	U913	G852	A789	G710	C654G
U1441	U1442	G1366	A1304	U1240	G1168	C1104	A980	G980	C914	G853	G711	G711	G654H
U1442	U1443	U1367	G1305	G1241	G1169	U1105	G1043	A981	C915	G854	G712	G712	C654I
U1443	U1444	A1368	A1241	G1242	G1170	G1106	A1044	C982	G916	G855	G713	G713	A654J
U1444	U1445	G1369	A1242	G1243	G1171	G1107	A1045	C983	A917	C856	U714	U714	C654K
U1445	U1446	U1370	G1244	G1244	G1172	U1108	A1046	A984	A918	C857	G715	G715	G654L
U1446	U1447	G1371	G1245	G1245	G1173	U1109	G1047	A985	G919	U858	G716	G716	C654M
U1447	U1448	U1372	G1246	G1246	G1174	A1110	A1048	C986	G920	G859	A717	A717	G654N
U1448	U1449	G1373	A1246	G1246	G1175	G1110	A1049	C987	G921	U860	G718	G718	G654O

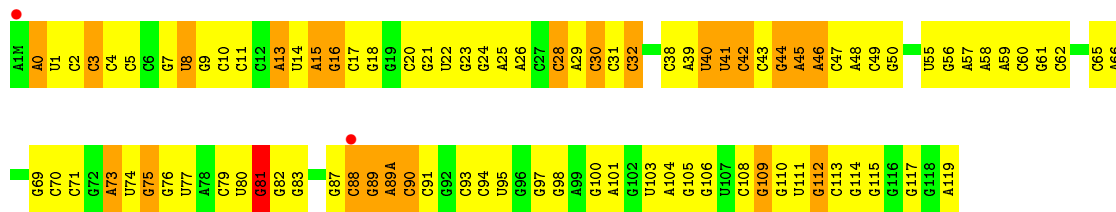
G2508	G2511	C2512	G2513	G2516	C2517	G2518	C2520	G2521	C2522	G2525	C2526	G2527	C2528	G2529	C2531	G2532	G2537	C2538	G2540	C2541	G2542	C2543	G2544	C2545	G2546	C2547	G2548	C2549	G2550	C2551	G2552	C2553	G2554	C2555	G2556	C2557	G2558	C2559	G2562	C2563	G2564	C2565	G2566	C2567	G2568	C2569	G2570	C2571	G2572	C2573	G2574																				
A2433	A2434	G2435	G2436	G2437	G2438	G2439	G2440	G2441	G2442	G2443	G2444	G2445	G2446	G2447	G2448	G2449	G2450	G2451	G2452	G2453	G2454	G2455	G2456	G2457	G2458	G2459	G2460	G2461	G2462	G2463	G2464	G2465	G2466	G2467	G2468	G2469	G2470	G2471	G2472	G2473	G2474	G2475	G2476	G2477	G2481	G2482	G2483	G2484	G2485	A2488	G2494	G2495	G2496	G2497	C2498	G2499	G2500	G2501	G2502	G2503	G2504	G2505	G2506	G2507							
A2366	A2367	G2371	G2372	G2373	G2374	G2375	A2376	A2377	A2378	G2379	G2380	G2381	G2382	G2383	G2384	G2385	G2386	G2387	A2388	G2389	G2390	A2391	A2392	A2393	A2394	C2395	G2396	G2400	G2401	C2402	C2403	C2404	G2405	G2406	G2410	A2411	G2414	G2415	C2416	C2417	A2418	G2419	G2420	G2421	A2422	A2423	C2424	G2425	A2426	G2427	G2428	G2429	A2430	A2431	A2432																
G2303	G2304	A2305	G2306	G2307	G2308	A2309	A2310	A2311	G2312	G2313	G2314	G2315	G2316	G2317	G2318	G2319	G2320	G2321	A2322	G2323	C2324	G2325	C2326	A2327	G2328	G2329	G2330	G2331	G2332	G2333	G2334	A2335	G2336	G2337	G2338	G2339	G2340	G2341	G2342	C2343	G2344	G2345	A2346	C2347	G2348	G2349	G2350	G2354	G2355	G2356	G2357	G2358	G2359	G2360	A2361	G2364	G2365														
G2235	C2236	G2237	G2238	G2239	G2240	A2241	G2242	G2243	G2244	G2245	G2246	G2247	G2248	G2249	G2250	G2251	G2252	G2253	G2254	G2255	G2258	G2259	G2260	G2261	G2262	G2263	A2268	A2269	G2270	G2271	G2272	G2273	A2274	G2275	G2276	G2277	A2278	G2279	G2280	G2281	G2282	C2283	C2284	G2285	A2286	A2287	A2288	G2289	G2290	G2291	G2292	G2293	G2297	G2298	G2299	G2302	G2303	G2304													
G2159	G2160	C2161	G2162	C2163	C2164	G2165	G2166	G2167	G2168	A2169	G2170	A2171	G2172	G2173	G2174	G2175	G2176	C2177	G2178	G2179	G2180	G2181	G2182	C2183	C2184	C2185	G2186	G2187	C2188	G2189	G2190	G2191	G2192	G2193	C2196	G2197	A2198	G2199	G2200	G2201	G2202	G2203	G2204	G2205	G2208	G2209	G2210	G2211	G2212	G2213	G2214	G2215	G2216	G2217	G2218	G2219	G2220	G2221	G2222	G2223	G2224	G2225	G2226	G2227	G2228	G2229	G2230	G2231	G2232	G2233	G2234
U2098	U2099	G2100	C2103	G2104	C2105	G2106	G2107	C2108	U2109	G2110	G2111	G2112	U2113	C2114	G2115	G2116	A2117	U2118	A2119	G2120	G2121	U2122	G2123	G2124	G2125	A2126	G2127	C2128	G2129	U2130	G2131	U2132	G2133	G2134	A2135	C2136	C2137	C2138	C2139	G2140	G2141	G2142	C2143	U2144	G2145	C2146	G2147	G2148	G2149	U2150	G2151	G2152	G2153	G2154	G2155	G2156	G2157	A2158													
U1963	G1964	C1965	A1966	G1967	G1968	A1969	A1970	A1971	C1974	A1981	C1982	C1983	G1984	G1985	A1986	G1989	U1990	U1991	G1992	U1993	U1994	U1995	C2001	A2002	G2002	C2007	C2008	G2009	G2010	G2011	G2012	A2013	A2014	A2015	U2016	A2017	G2018	G2019	C2020	A2020	C2021	G2022	G2023	G2027	U2028	G2029	U2030	A2031	G2032	A2033	G2037																				
C2036	G2037	G2038	G2039	C2040	U2041	A2042	C2043	G2046	U2047	G2048	G2049	C2050	A2051	G2052	G2053	G2054	C2055	G2056	A2057	A2058	A2059	A2060	G2061	A2062	C2063	C2064	C2065	C2066	G2067	U2068	G2069	G2070	A2071	G2072	C2073	U2074	U2075	C2078	U2079	G2080	C2081	A2082	G2083	C2084	G2087	U2088	U2089	G2090	U2091	U2092	G2093	G2094	C2095	U2096	C2097																
U1887	G1888	A1889	C1893	G1894	C1895	A1896	U1897	U1898	U1899	A1900	C1902	G1903	A1913	C1914	U1915	A1916	U1917	G1921	G1922	U1923	C1924	C1925	A1926	U1927	A1928	G1929	U1930	A1931	A1932	A1936	A1937	A1938	U1944	G1945	U1946	G1949	U1950	U1951	U1952	A1953	G1954	U1955	U1956	C1957	U1958	G1959																									
G1801	A1802	U1805	A1810	C1811	A1812	U1813	U1814	U1815	U1816	U1817	U1818	A1819	U1820	A1821	U1822	G1826	C1827	A1828	A1829	C1830	U1833	U1834	G1835	G1839	U1840	U1841	U1842	U1843	U1844	A1847	U1848	G1849	G1850	G1856	G1857	G1858	G1862	U1863	U1864	G1869	C1870	A1871	A1872	G1878	C1879	C1880	G1883	A1884	U1885	C1886																					
G1731	A1732	G1733	C1734	C1735	G1736	C1741	C1742	G1743	U1744	G1747	G1750	C1751	U1752	G1753	U1754	A1755	G1756	U1757	G1758	A1759	C1760	C1761	C1762	G1763	G1764	C1765	C1766	C1767	U1768	C1771	G1772	C1773	C1774	U1775	G1776	U1777	U1778	U1779	A1780	C1781	C1782	G1783	A1784	A1785	U1786	A1787	C1788	U1789	C1790	A1791	G1792	C1793	U1794	G1795	U1796	C1797	C1800														
C1651	A1652	A1653	A1654	A1655	A1656	A1657	A1658	U1659	C1660	A1664	A1665	G1666	G1667	A1668	C1669	C1670	U1671	C1672	A1673	U1674	A1675	C1676	A1677	A1678	C1681	C1686	U1687	U1688	A1689	A1690	C1691	U1692	U1693	C1694	G1695	U1696	U1697	U1698	U1699	C1700	A1701	C1708	U1709	C1710	C1711	C1712	U1716	G1717	C1718	G1719	G1720	G1721	U1722	G1723	A1724	U1725	U1726	G1727	A1728	U1729	U1730										
A1580	G1581	A1582	A1583	A1584	A1585	A1586	A1587	A1588	C1589	U1590	G1593	G1594	G1595	A1596	A1597	C1598	C1599	C1600	G1601	U1602	A1603	G1606	A1607	A1608	A1609	A1610	C1611	C1612	C1613	A1614	C1615	A1616	G1619	G1620	C1625	U1626	G1627	U1628	U1629	G1630	G1635	U1636	U1637	C1638	U1639	C1640	A1641	G1642	C1643	C1644	G1645	G1646	C1647	C1648																	
U1513	U1514	C1515	U1516	G1517	C1518	C1519	U1520	G1521	U1522	G1525	G1526	G1527	A1528	C1529	G1530	C1531	C1532	C1533	A1534	U1535	A1536	C1537	C1538	G1539	U1540	U1541	C1542	A1543	C1544	A1545	A1546	C1547	C1548	C1549	C1550	A1553	A1554	G1555	C1556	C1557	A1558	G1559	G1560	A1566	C1567	G1568	A1569	A1570	A1571	C1575	U1576	C1577	U1578	A1579																	



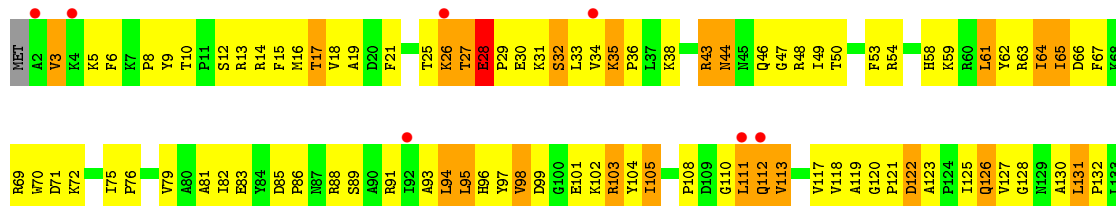
● Molecule 2: 5S RIBOSOMAL RNA

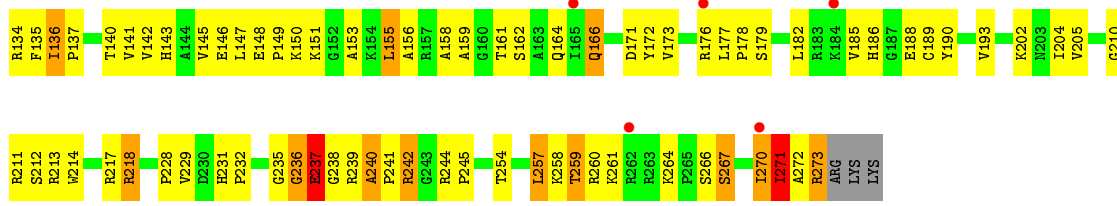


● Molecule 2: 5S RIBOSOMAL RNA

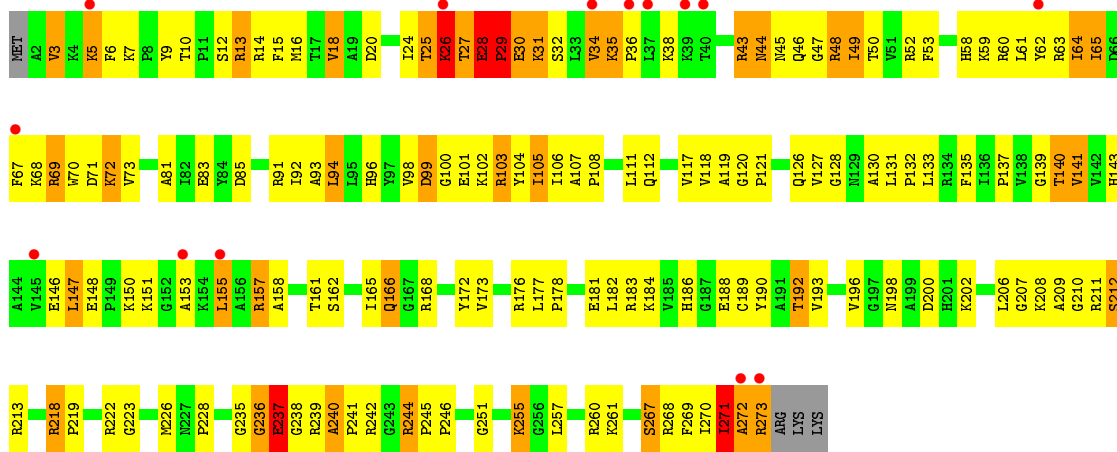


● Molecule 3: 50S ribosomal protein L2

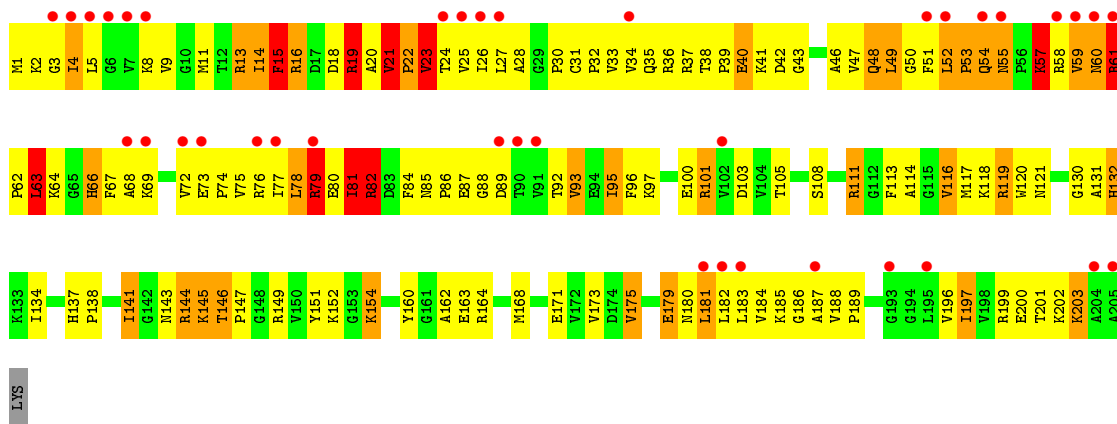




• Molecule 3: 50S ribosomal protein L2

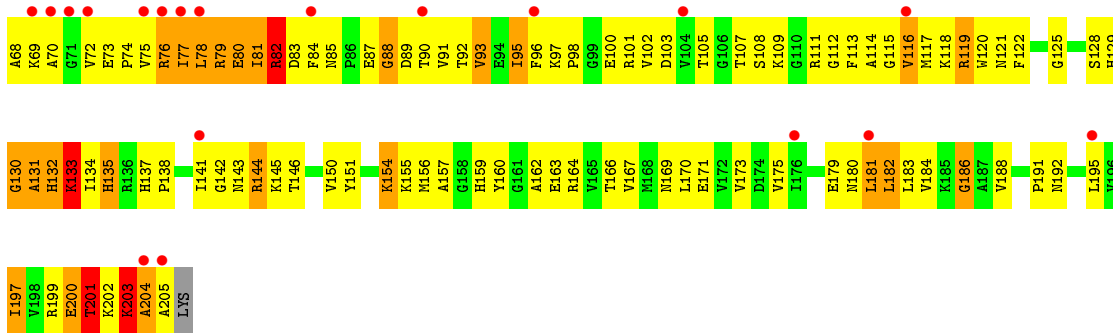


• Molecule 4: 50S ribosomal protein L3

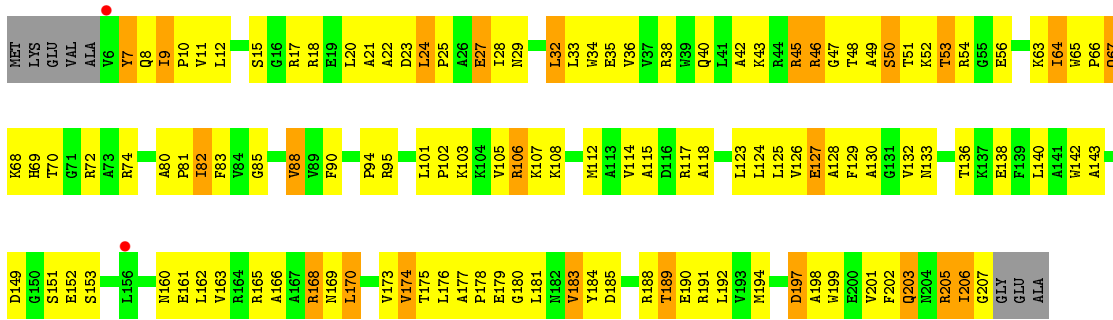


• Molecule 4: 50S ribosomal protein L3

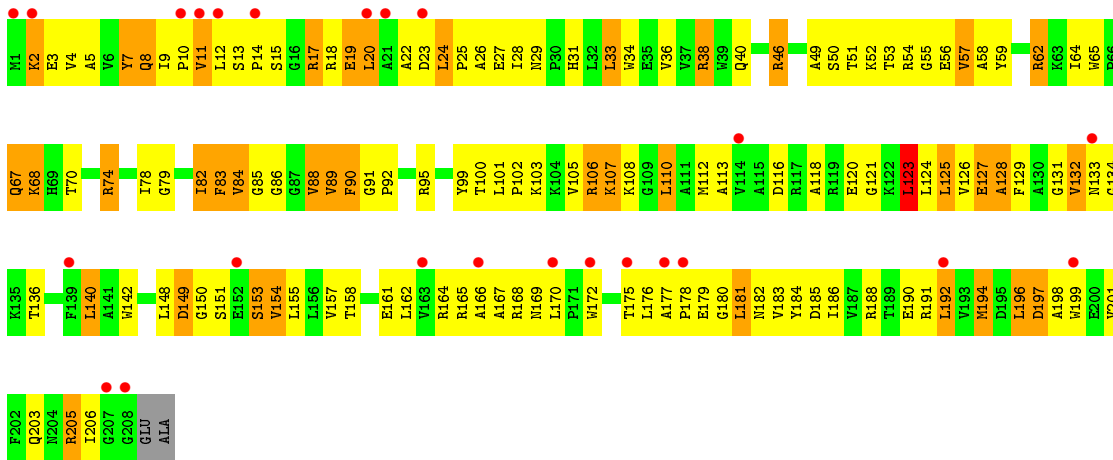




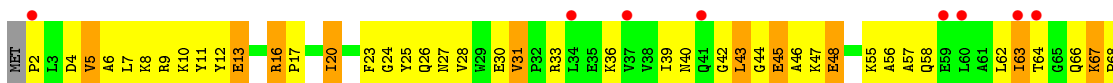
• Molecule 5: 50S ribosomal protein L4

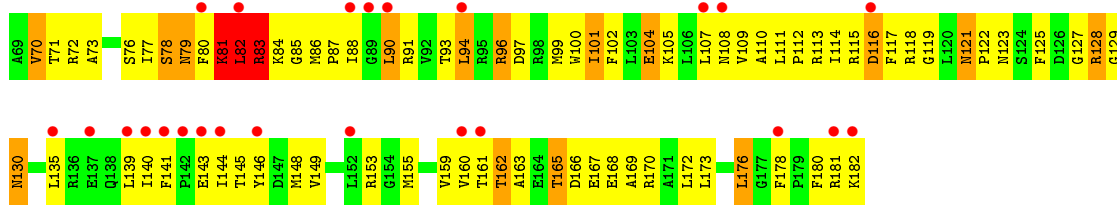


• Molecule 5: 50S ribosomal protein L4

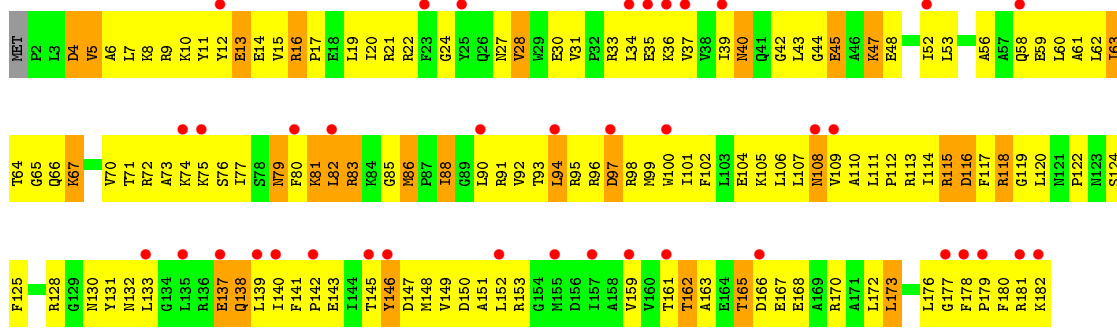


• Molecule 6: 50S ribosomal protein L5

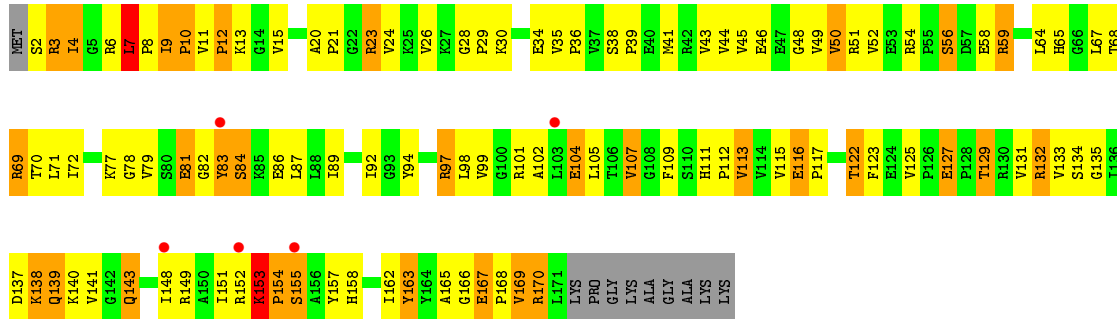




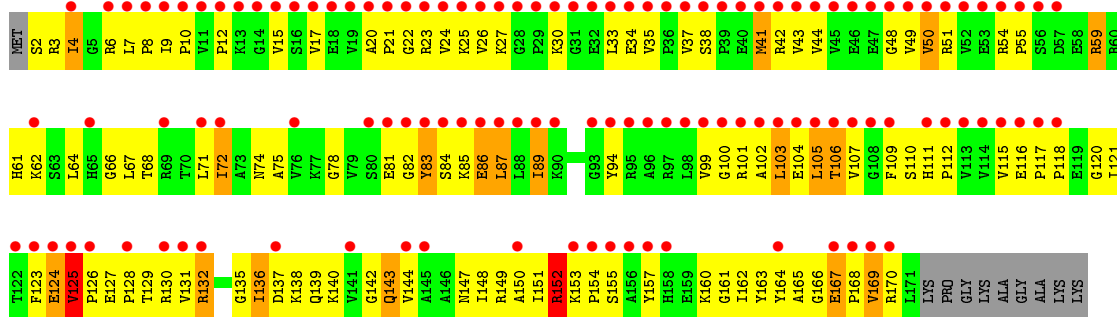
• Molecule 6: 50S ribosomal protein L5



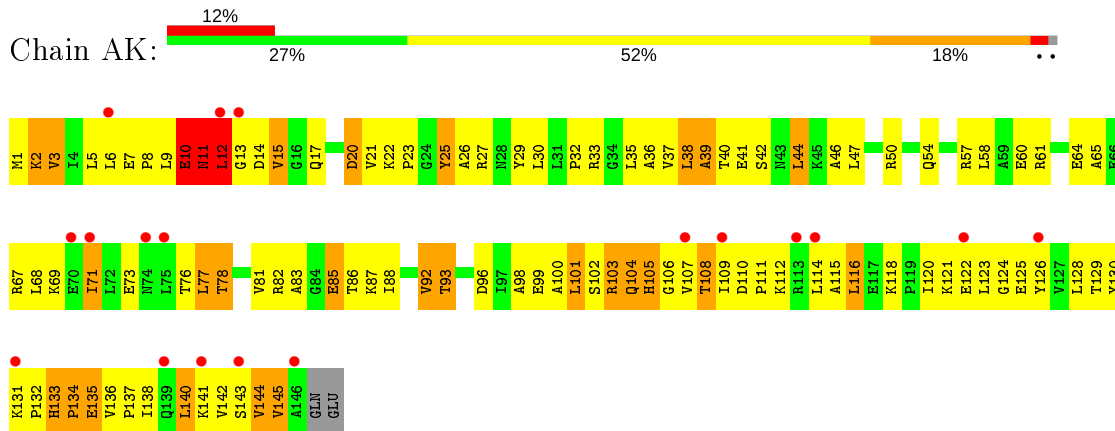
• Molecule 7: 50S ribosomal protein L6



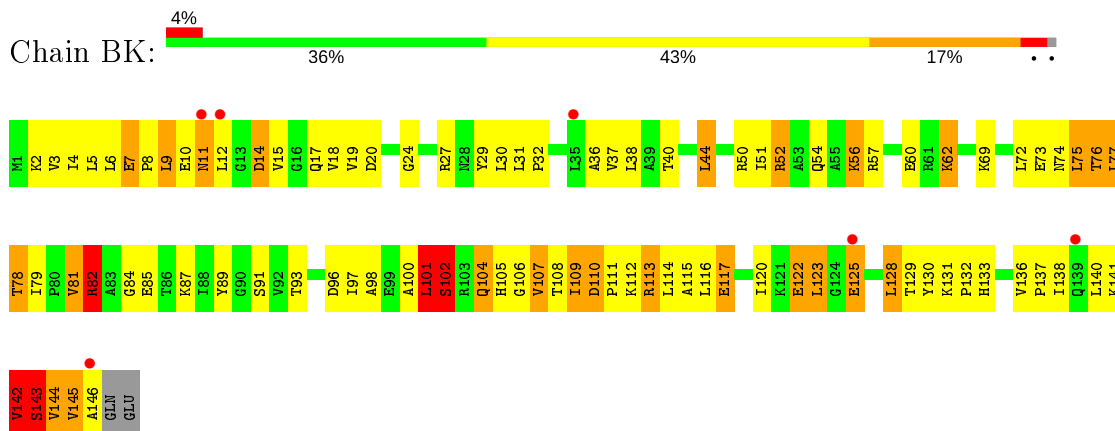
• Molecule 7: 50S ribosomal protein L6



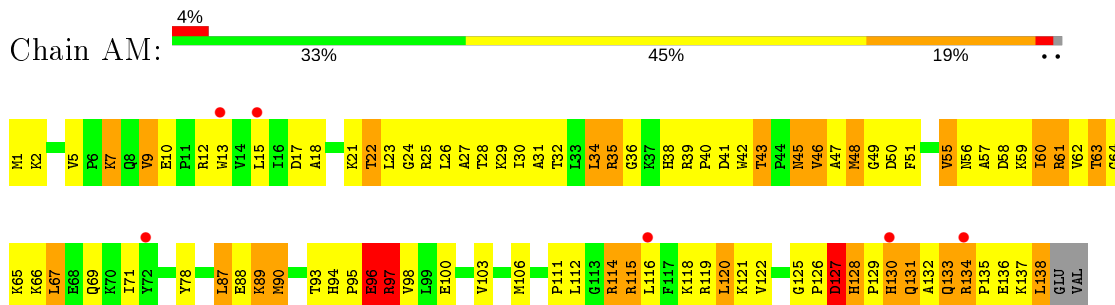
• Molecule 8: 50S ribosomal protein L9



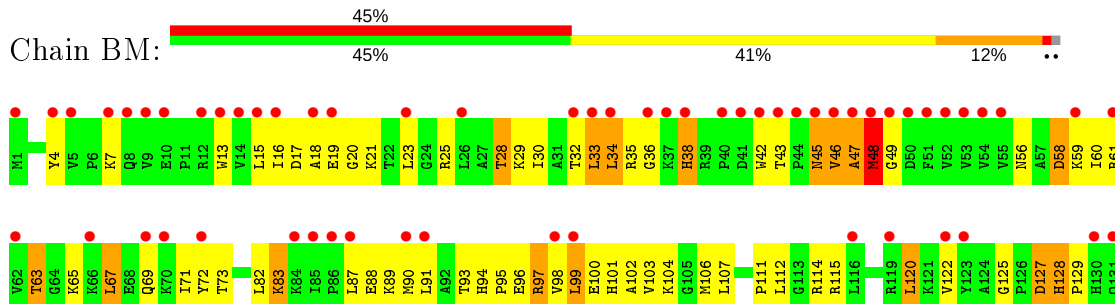
• Molecule 8: 50S ribosomal protein L9

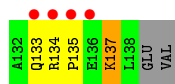


• Molecule 9: 50S ribosomal protein L13

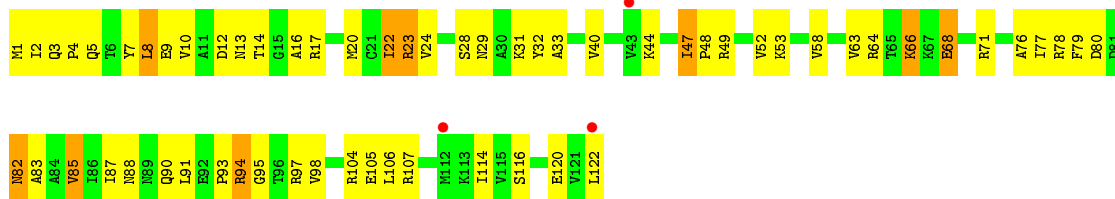


• Molecule 9: 50S ribosomal protein L13

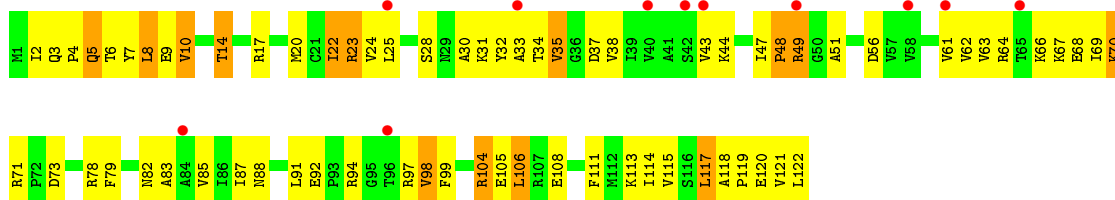




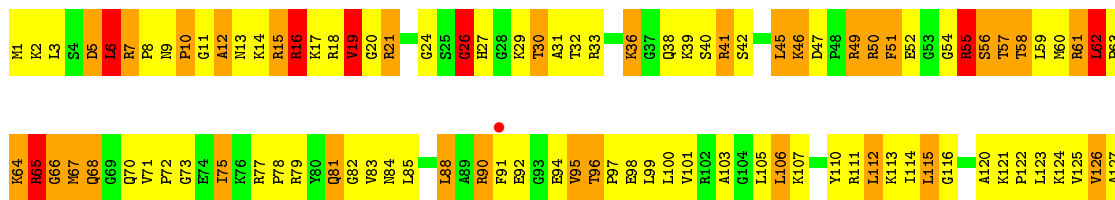
• Molecule 10: 50S ribosomal protein L14



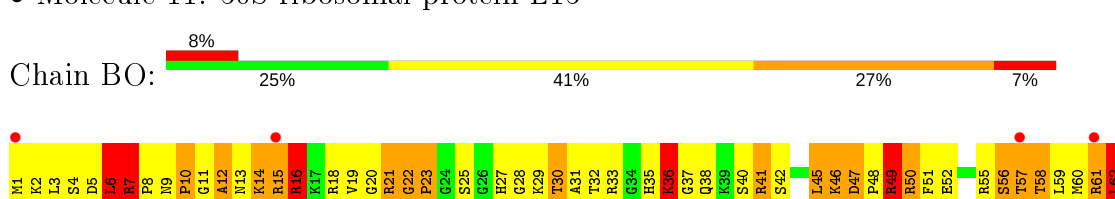
• Molecule 10: 50S ribosomal protein L14



• Molecule 11: 50S ribosomal protein L15

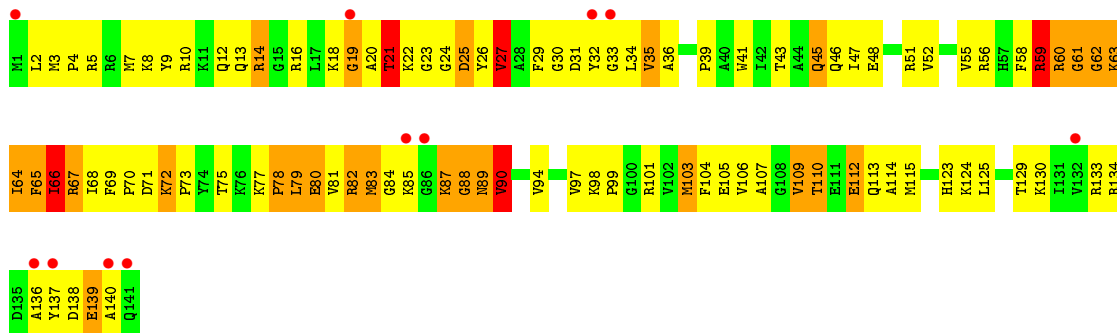


• Molecule 11: 50S ribosomal protein L15

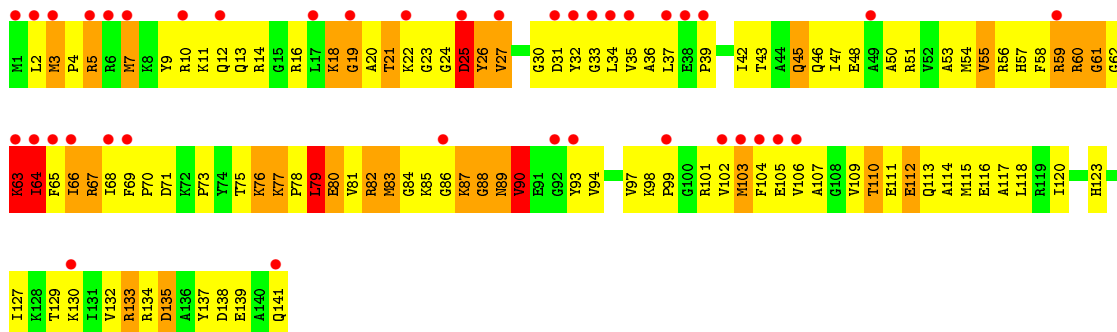




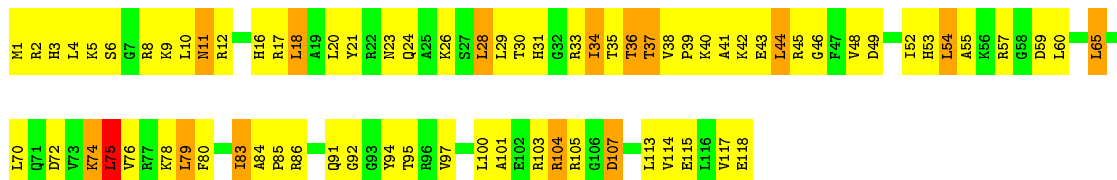
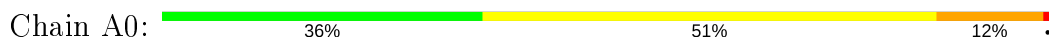
• Molecule 12: 50S ribosomal protein L16




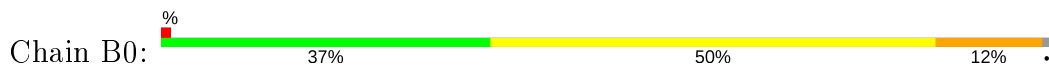
• Molecule 12: 50S ribosomal protein L16




• Molecule 13: 50S ribosomal protein L17

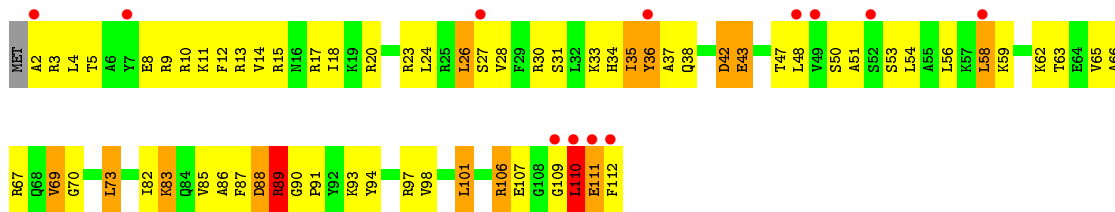


• Molecule 13: 50S ribosomal protein L17

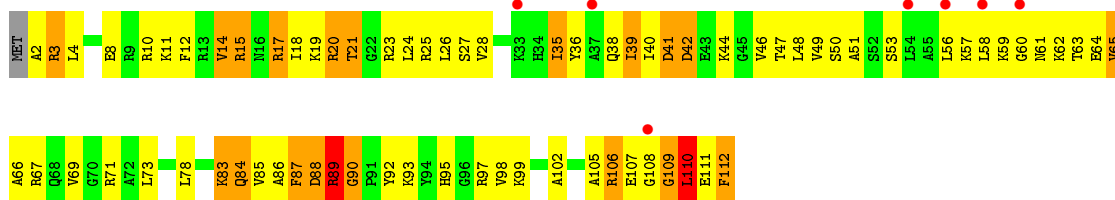




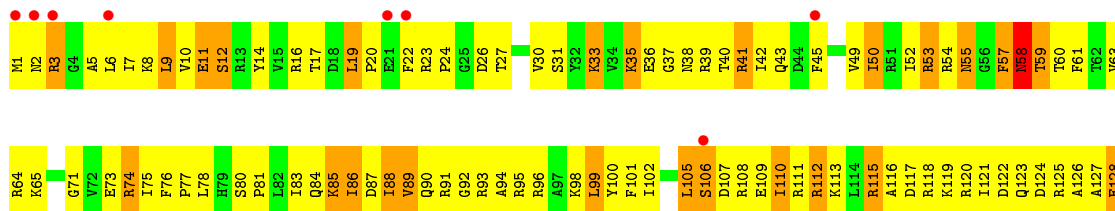
• Molecule 14: 50S ribosomal protein L18



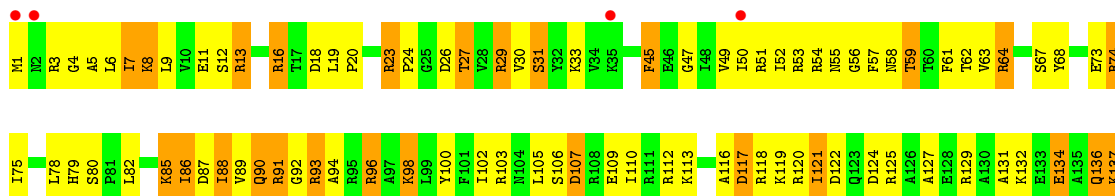
• Molecule 14: 50S ribosomal protein L18



• Molecule 15: 50S ribosomal protein L19

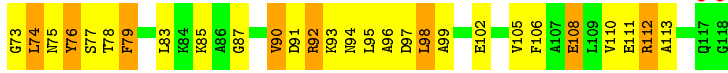
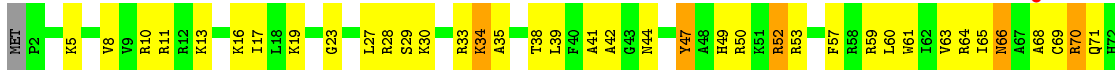


• Molecule 15: 50S ribosomal protein L19

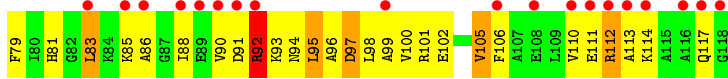


ALA
GLN
GLU
PRO
LYS
ALA
SER
GLN
GLU

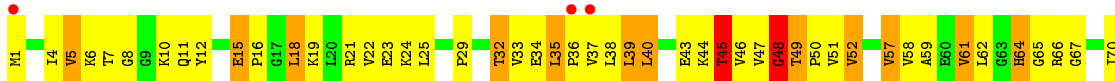
• Molecule 16: 50S ribosomal protein L20




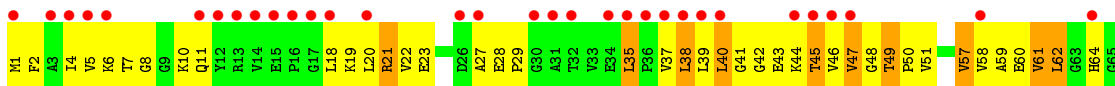
• Molecule 16: 50S ribosomal protein L20



• Molecule 17: 50S ribosomal protein L21

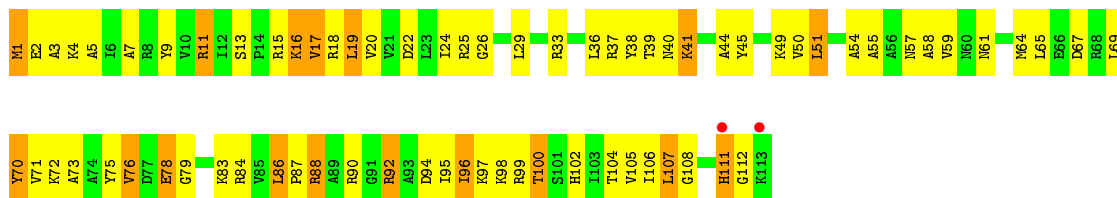


• Molecule 17: 50S ribosomal protein L21

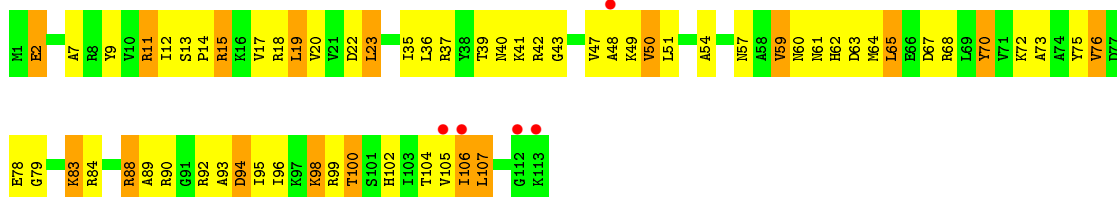
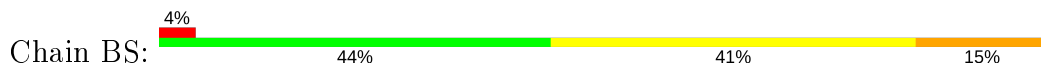


• Molecule 18: 50S ribosomal protein L22

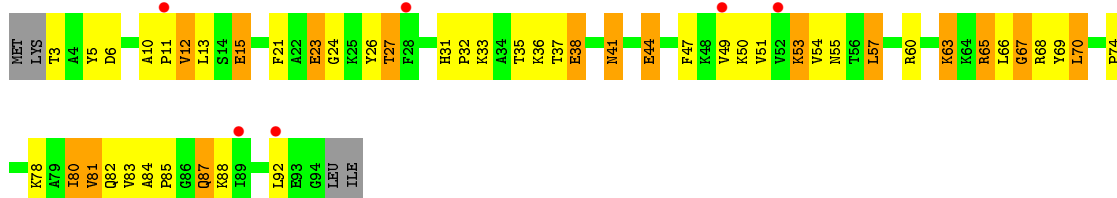




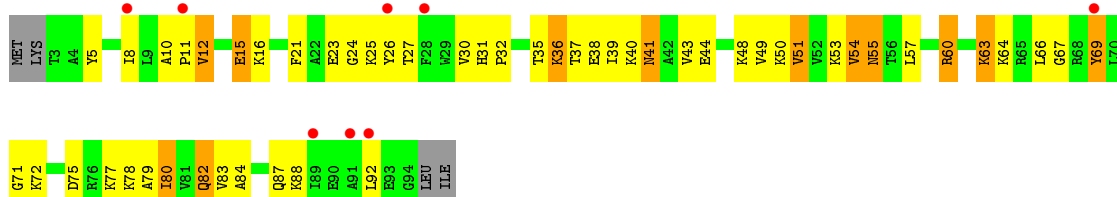
• Molecule 18: 50S ribosomal protein L22



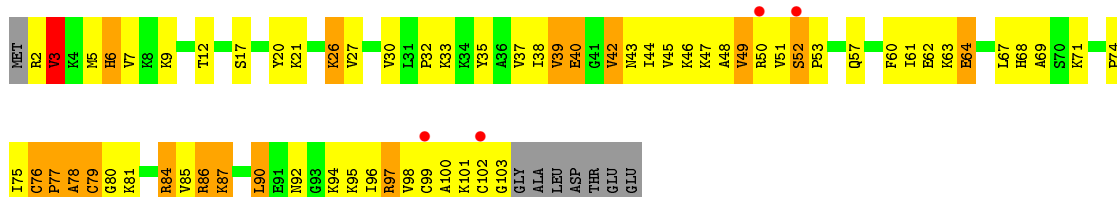
• Molecule 19: 50S ribosomal protein L23



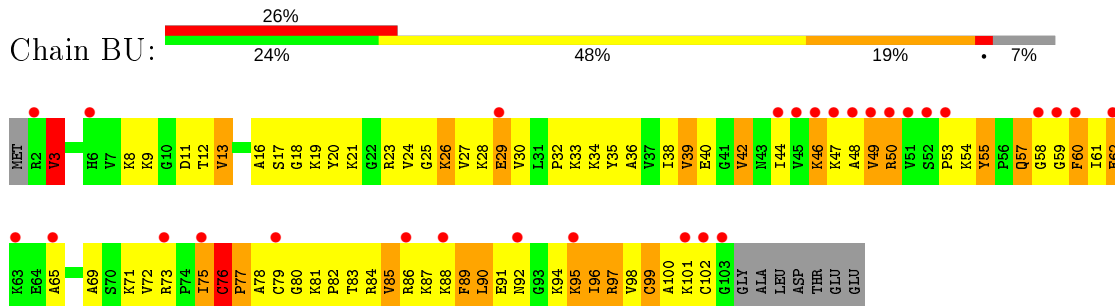
• Molecule 19: 50S ribosomal protein L23



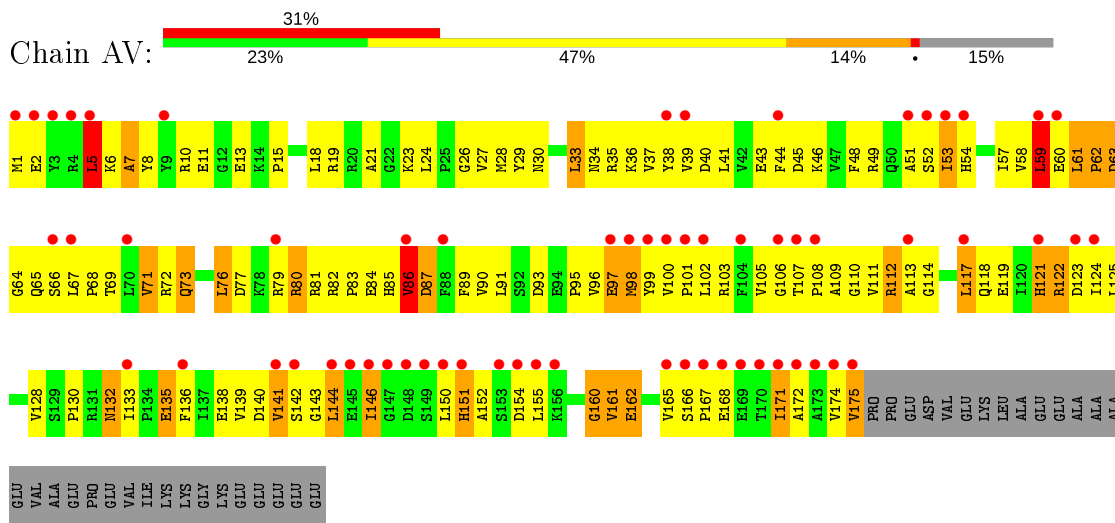
• Molecule 20: 50S ribosomal protein L24



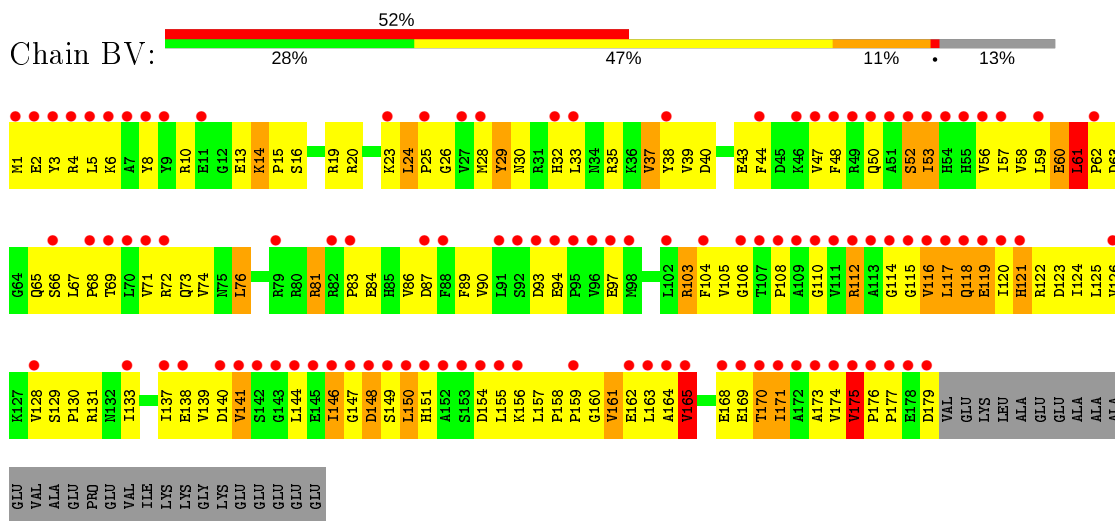
• Molecule 20: 50S ribosomal protein L24



• Molecule 21: 50S ribosomal protein L25




• Molecule 21: 50S ribosomal protein L25

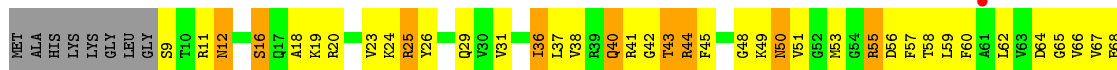


• Molecule 22: 50S ribosomal protein L27





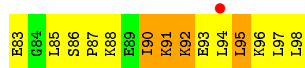
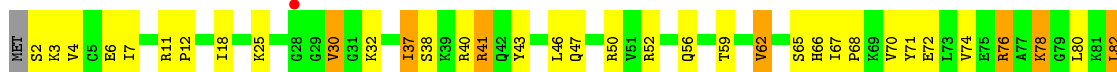
• Molecule 22: 50S ribosomal protein L27



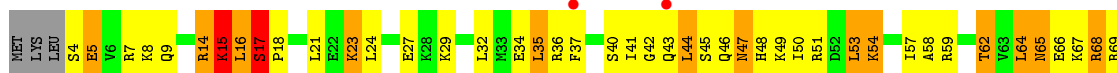
• Molecule 23: 50S ribosomal protein L28



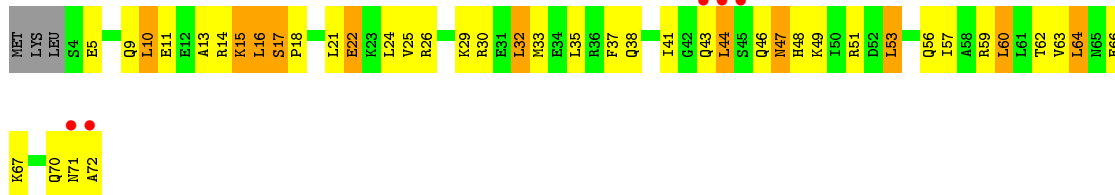
• Molecule 23: 50S ribosomal protein L28



• Molecule 24: 50S ribosomal protein L29



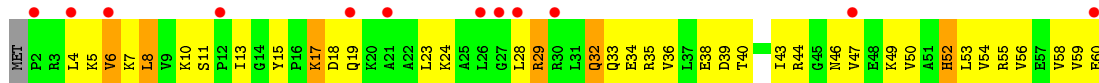
• Molecule 24: 50S ribosomal protein L29



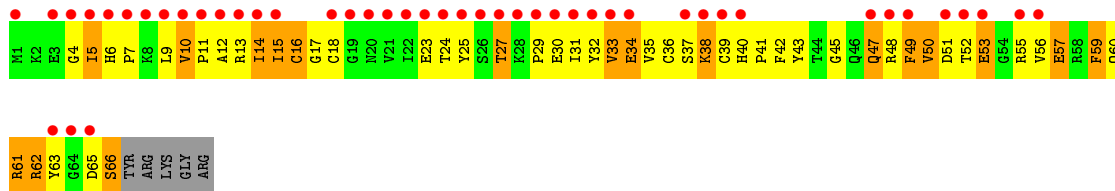
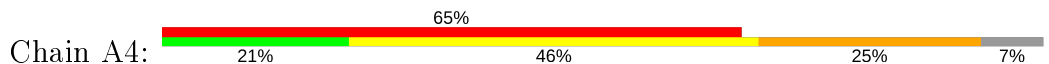
• Molecule 25: 50S ribosomal protein L30



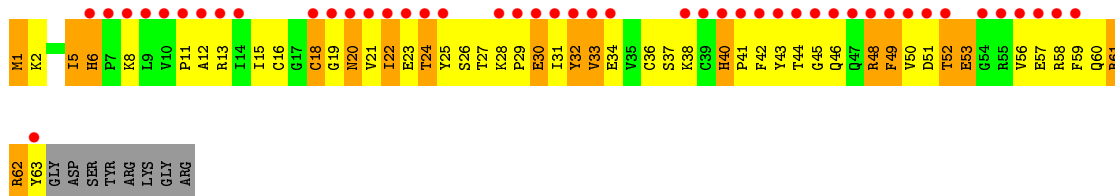
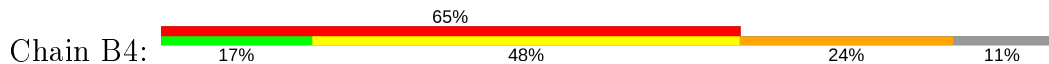
• Molecule 25: 50S ribosomal protein L30



• Molecule 26: 50S ribosomal protein L31



• Molecule 26: 50S ribosomal protein L31

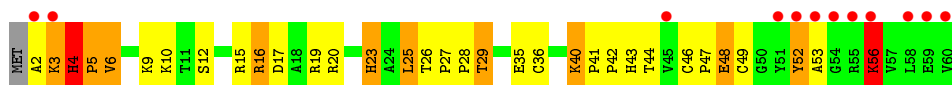


• Molecule 27: 50S ribosomal protein L32

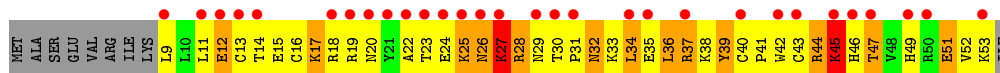




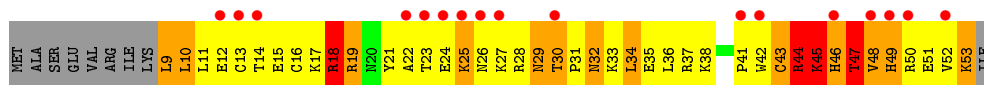
• Molecule 27: 50S ribosomal protein L32



• Molecule 28: 50S ribosomal protein L33



• Molecule 28: 50S ribosomal protein L33



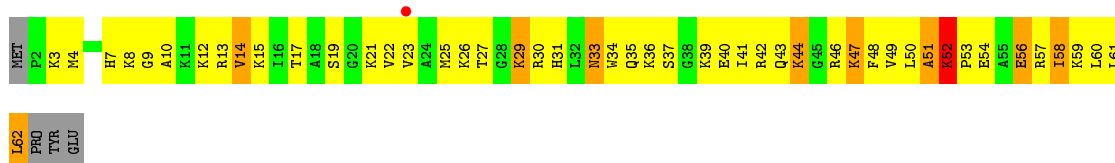
• Molecule 29: 50S ribosomal protein L34



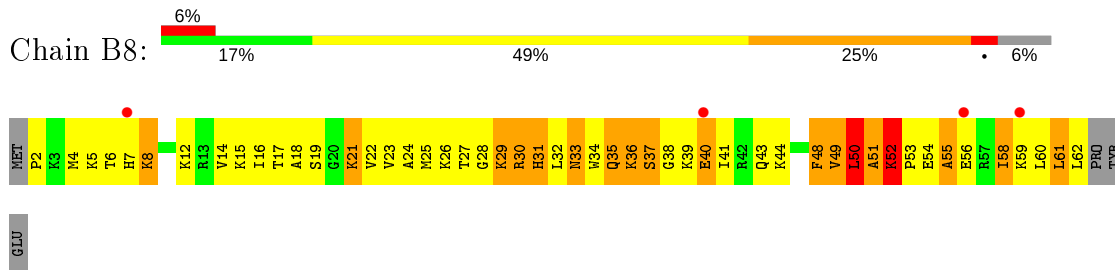
• Molecule 29: 50S ribosomal protein L34



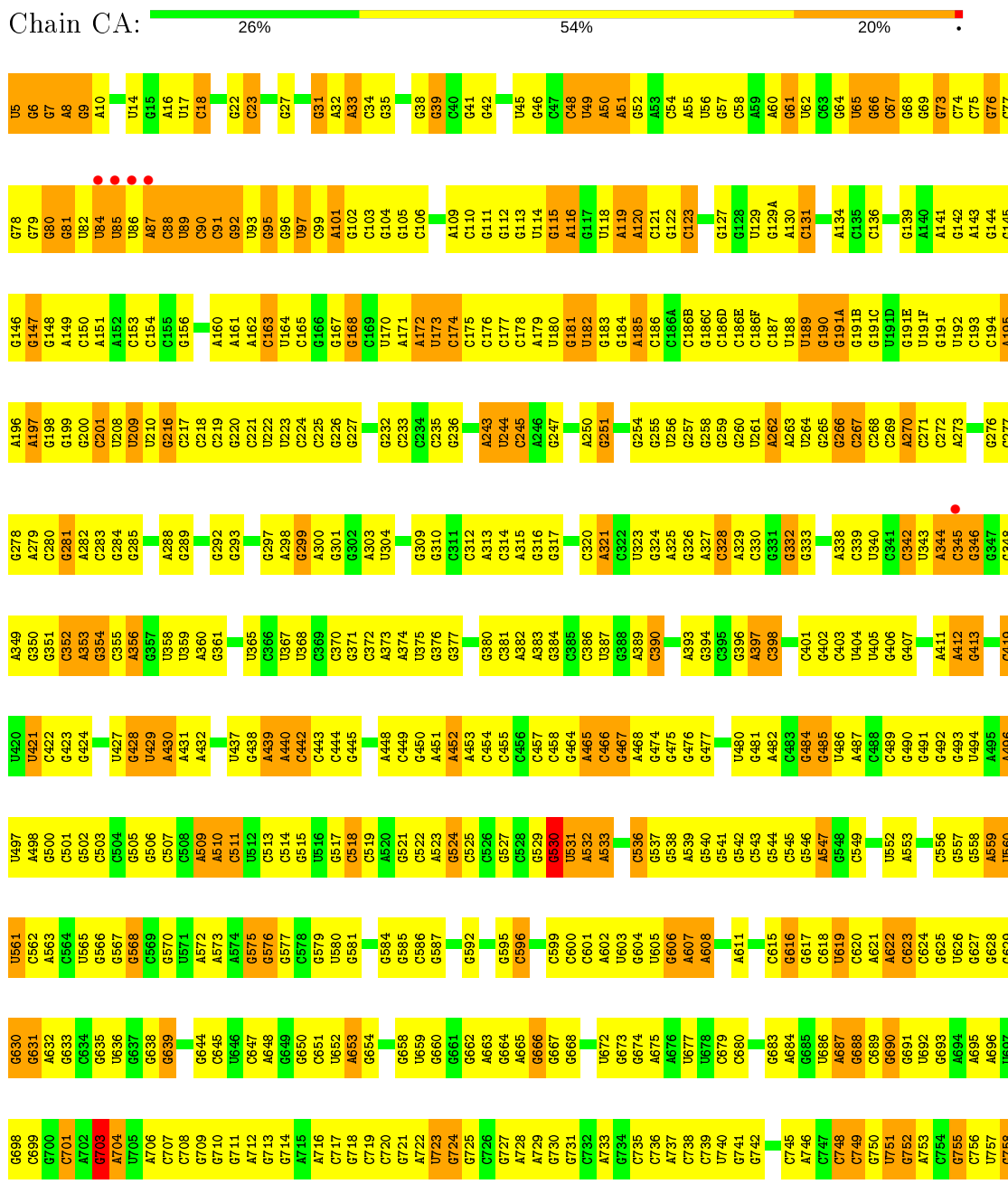
• Molecule 30: 50S ribosomal protein L35

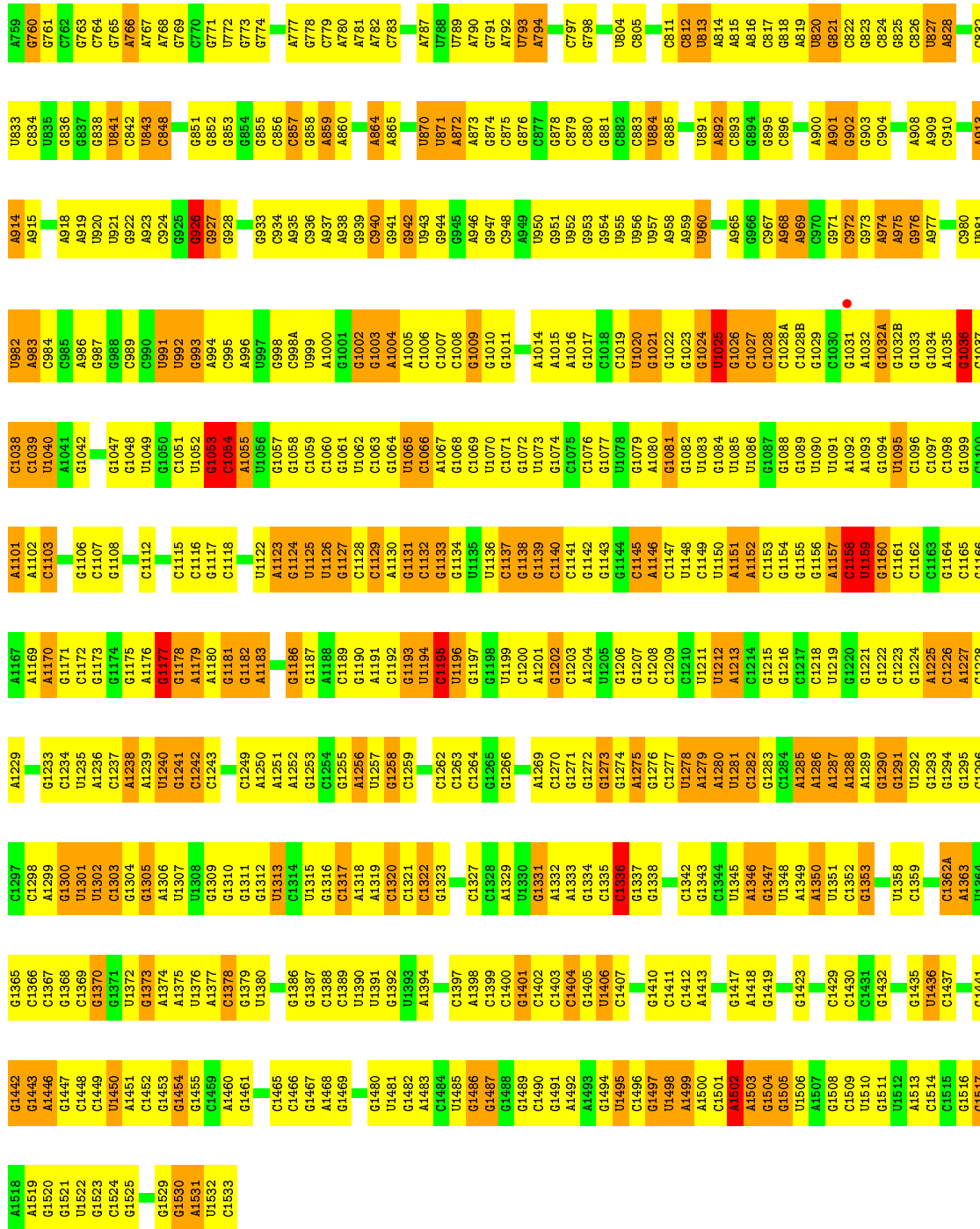


• Molecule 30: 50S ribosomal protein L35

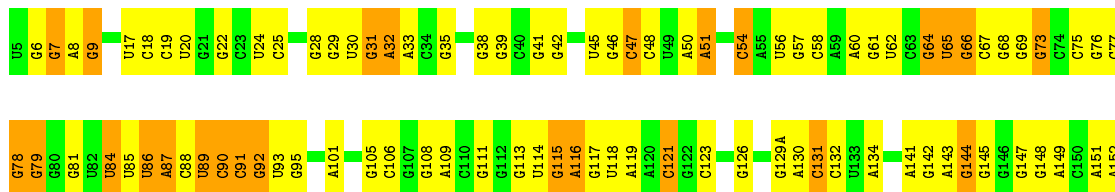
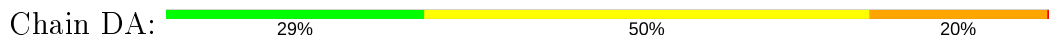


• Molecule 31: 16S ribosomal RNA

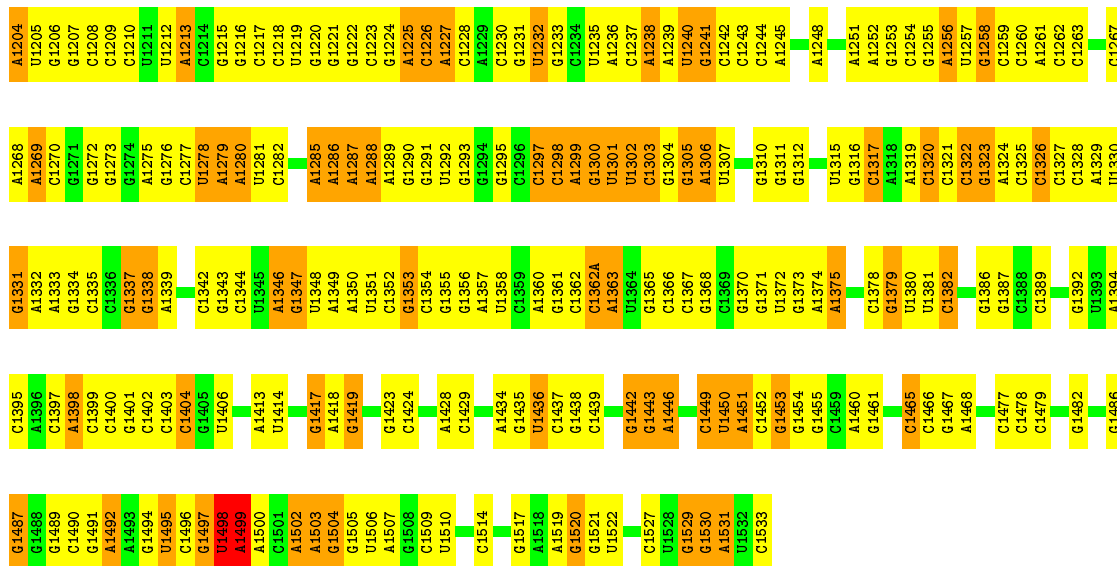




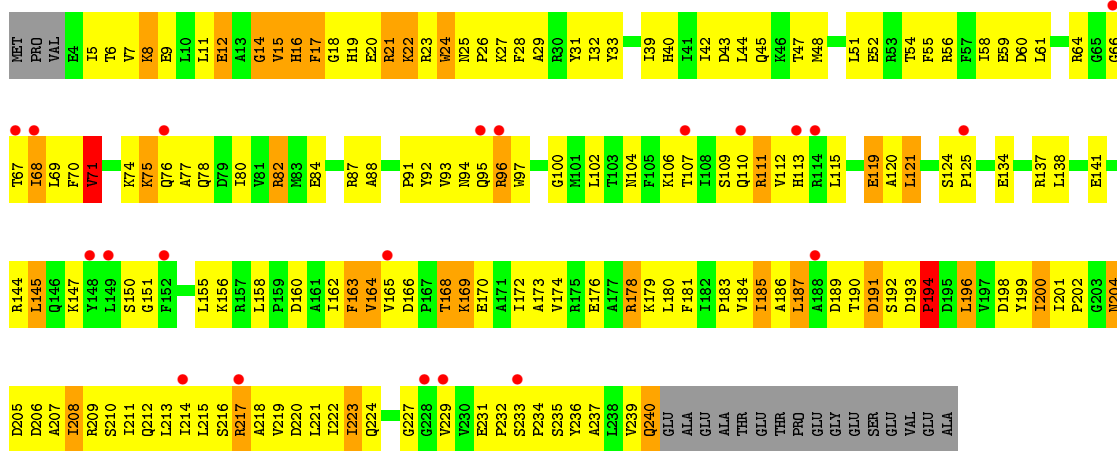
• Molecule 31: 16S ribosomal RNA



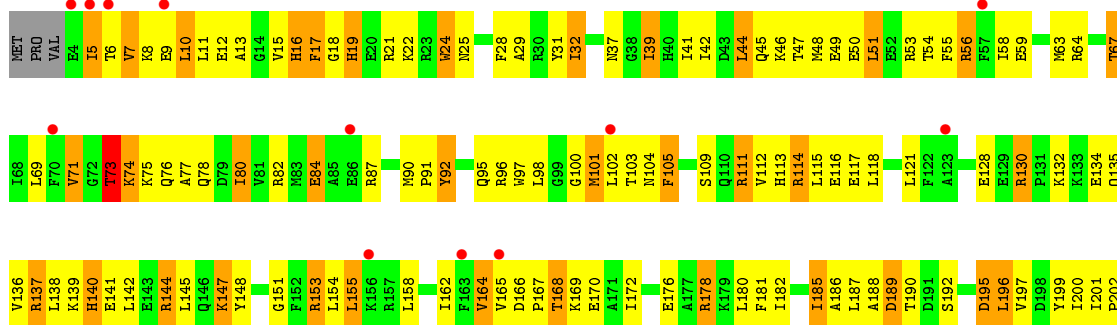
G1139	C143	G1077	C1018	A959	A892	U813	G741	G666	U591	G521	C443	C372	A298	G220	C153
C1140	C1019	A1080	C1019	U960	C893	A814	G742	G667	G592	G527	C444	A373	G299	C221	C154
C1141	U1020	U961	A815	G981	G895	A816	G745	G668	G593	G528	G445	A374	A300	U222	C155
C1142	G1021	C982	C817	C983	C896	C818	A746	U669	C596	C529	A448	U375	G302	U223	G156
C1143	G1022	C983	C818	C984	C897	C819	A747	G673	G530	G530	C449	G376	G302	C224	G157
C1144	G1023	C984	C819	C985	C898	A819	C748	G674	C600	U531	C450	C379	G309	C225	
C1145	G1024	C985	A820	C986	C900	U820	C749	U675	C601	A532	C451				A160
A1146	U1025	C986	U821	C987	C901	G821	C750	U677	G604	A533	A452	A382	C312	U229	A161
C1147	G1026	A908	C826	C988	C909	U827	C751	C680	U605	A534	A453	A383	A313	G230	A162
U1148	C1027	A909	U828	C989	C910	A828	C752	C681	U606	U535		G384		G231	A163
C1149	C1028	C910	C829	C990	G902	G829	C753	C682	U607	A536		G385		U164	C165
U1150	G1028A	A907	G830	C991	C903	C830	A754	U686	A608	C536	C457	C386		C235	C166
C1151	C1028B	A908	U831	C992	C904	C831	C755	U687	A609		G464	U387		G241	G167
U1152	G1029	C908	C832	C993	C905	C832	C756	U688	U608			U388		C242	G168
C1153	C1030	C909	U833	C994	C906	C833	C757	C688	A609		C465	C390		C243	C169
G1154	G1031	A909	G836	C995	C907	C834	C758	C689	U610		C466	C391		A244	U170
G1155	A1032	A974	G837	C996	C908	C835	C759	C690	C612		C467	G391		U245	
G1156	G1032A	A975	G838	C997	C909	C836	A759	G691	C613		A468	G392		C245	
G1157	G1032B	A976	U833	C998	C910	C837	G760	U692	C614		G474	A397		A246	U173
C1158	G1033	A977	C838	C999	A915	U833	G761	G693	C615		G475	C398		G247	
U1159	G1034	A978	U833	C1000	U920	C839	C762	G694	C616		G476	C402			C174
C1160	A1035	C980	G836	C1001	U921	G836	C763	A695	C617		G477	C403		A250	C175
C1161	G1036	U981	G837	C1002	U922	G837	C764	A696	C618		C478	C404		C176	C176
C1162	C1037	U982	G838	C1003	G922	C838	A766	G703	C620		C479	U404		C177	C177
C1163	C1038	C983	U841	C1004	C824	U841	A767	A704	A621		G481	U405		C178	C178
	U1040	C984	C842	C1005	G925	C842	A768		A622		A482	G406		U180	U180
	A1041	C985	C843	C1006	G926	C843	C770	C707	A623		C483	G407		G181	G181
	G1042	A986	U843	C1007	G927	C844	C771	C708	C623		C484	A408		C251	C182
	C1043	C987	C849	C1008	G928	C849	C772	G709	C624		G485	G409		G252	C183
	G1044	U988	C849	C1009	G929	C849	C773	G710	C625		G486	G410		G253	
	U1045	C989	U851	C1010	G930	C851	C774	G711	C626		A487	A412		A262	C186
	G1046	C990	G852	C1011	C931	C852	C775	G712	C627		C488	A413		A263	C186E
	C1047	U991	C853	C1012	C932	C853	C776	G713	C628		C489	G414		A264	C186F
	G1048	C992	G854	C1013	C933	C854	C777	G714	C629		G490	A415		G265	C187
		A994	C855	C1014	C934	C855	A777	A715	G631			G416		G266	U188
		C995	C856	C1015	A935	C856	C778	A716	A632			C417		C267	U189
		A986	C857	C1016	C935	C857	C779		G633			C418		C268	G190
		U997	C858	C1017	A937	C858	A780	C719	C634		A496	C419		C269	G191A
		C998	A859	C1018	A938	A859	A781	C720	G635		U497	U420		C270	G191B
		C998A	A860	C1019	C939	A860	A782	C721	U636		A498	U421		C271	G191C
		U999	C861	C1020	C940	C861	G722	G722			G569	C422		C272	U191D
		A1000	C862	C1021	G941	C862	U723	U723	C647		G570	G423		A273	
		G1001	U863	C1022	G942	U863	C724	G724	C648		G571	G424		A274	
		G1002		C1023	U943		G725	G725	G649		A572	G425			G191
		G1003	G869	C1024	G944	G869	C726	C726	G650		C503	G426		G278	U192
		A1004	U870	C1025	G945	U870	C727	G727	C651		C504	U427		A279	C193
		U1005	U871	C1026	A946	U871	C728	A728	C652		G505	G428		G280	C194
		C1006	A872	C1027	C947	A872	C729	A729	U653			U429		G281	A195
		G1007	A873	C1028	C948	A873	G730	G730	G654			A430		G282	A196
		U1008	G874	C1029	A949	G874	C731	C731	A655		A509			C283	A197
		C1009	C877	C1030	U950	C877	C732	C732	A656		A510			G284	G198
		G1010	U878	C1031	G951	U878	A733	A733	U880		C511	C433		G285	C201
		U1011	C879	C1032	U952	C879	G734	G734	G581		C512	U434		G286	U208
		G1012	C893	C1033	G953	C893	C735	C735	U882		C513	C435		G287	U209
		U1013	C894	C1034	G954	C894	C736	C736	A583			C436		G288	U210
		A1014	U855	C1035	G955	U855	A737	A737	G661		U516	U437		G289	G216
		G1072	U856	C1036	U956	U856	C738	C738	G662		G517	G438		C217	C217
		U1073	U957	C1037	U957	U957	C739	C739	A663		C518	A439		U296	G218
			A958	C1038	A958		U740	U740	G664		C519	A440		G297	C219

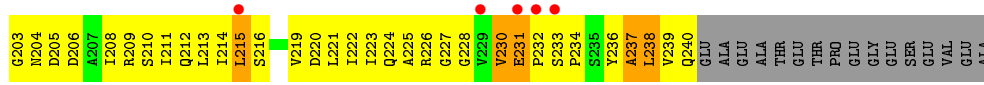


● Molecule 32: 30S RIBOSOMAL PROTEIN S2

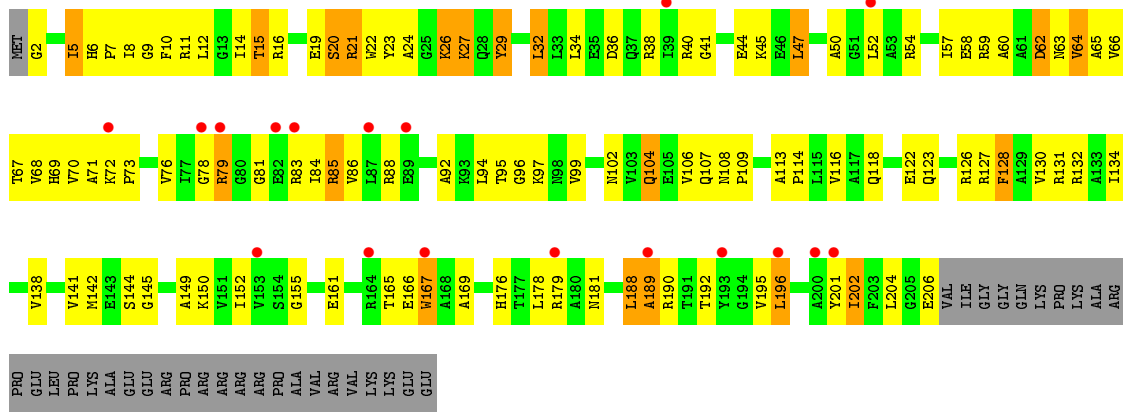


● Molecule 32: 30S RIBOSOMAL PROTEIN S2

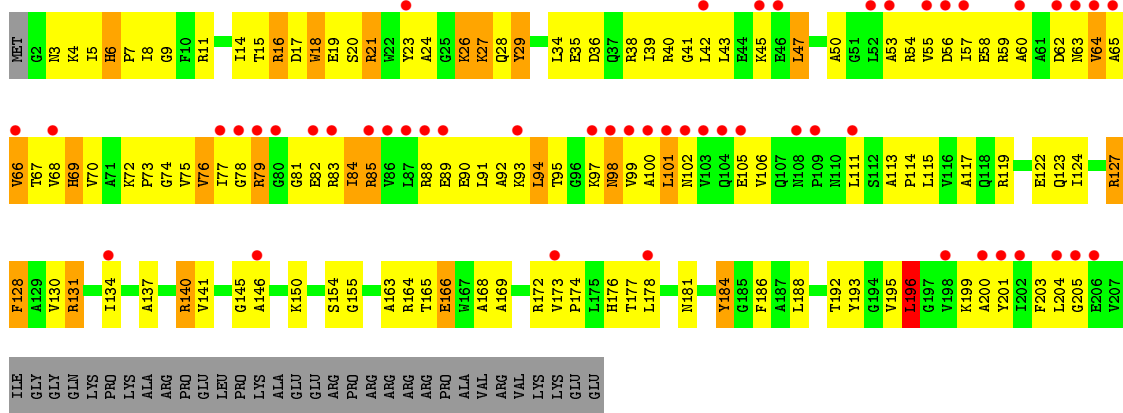




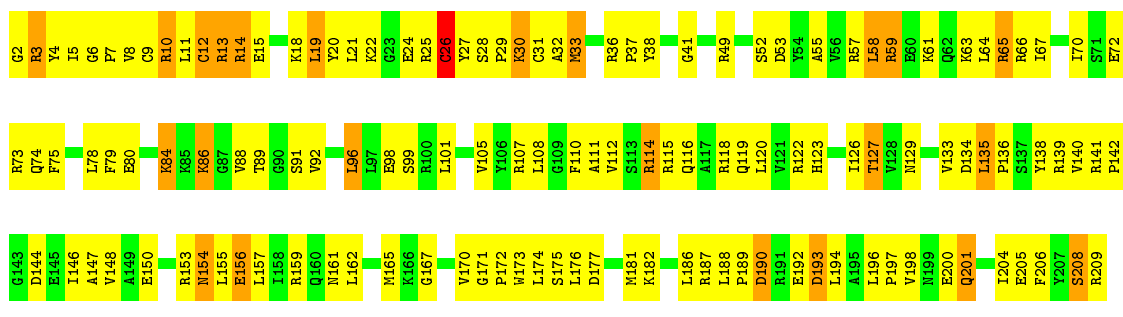
• Molecule 33: 30S RIBOSOMAL PROTEIN S3



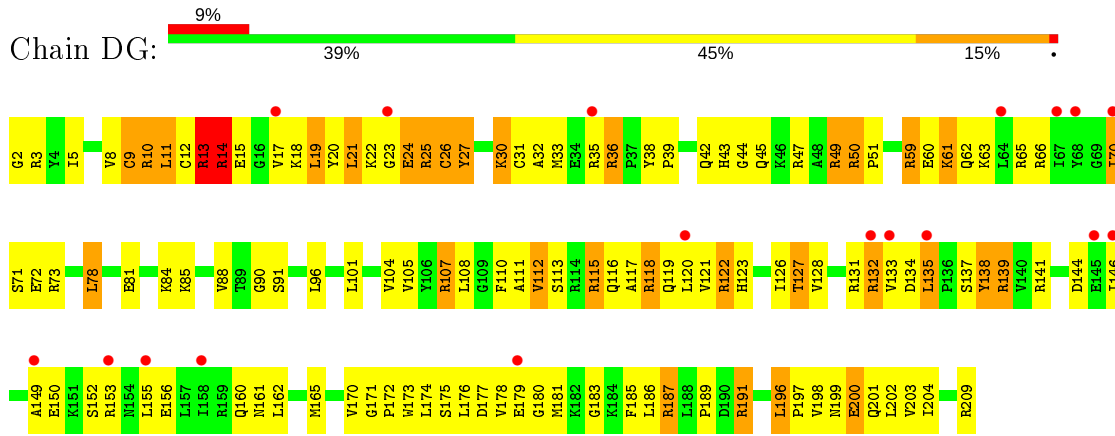
• Molecule 33: 30S RIBOSOMAL PROTEIN S3



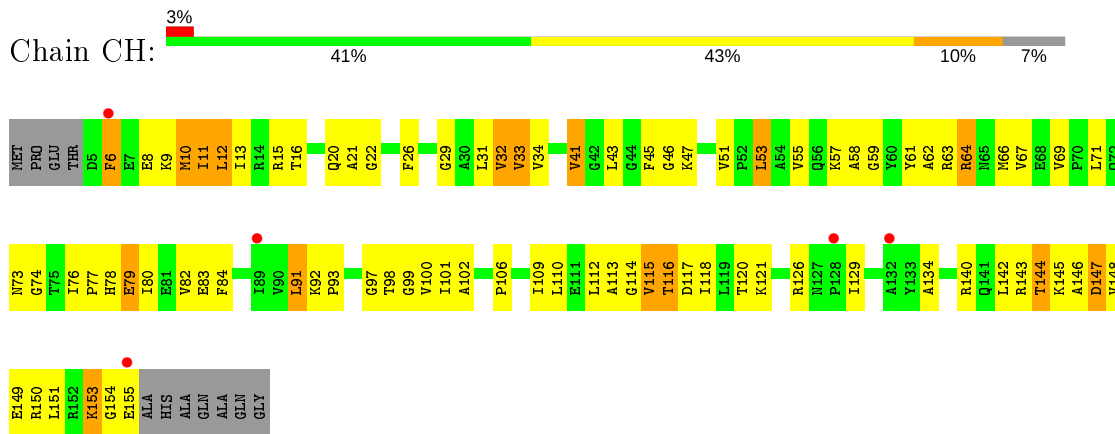
• Molecule 34: 30S RIBOSOMAL PROTEIN S4




- Molecule 34: 30S RIBOSOMAL PROTEIN S4



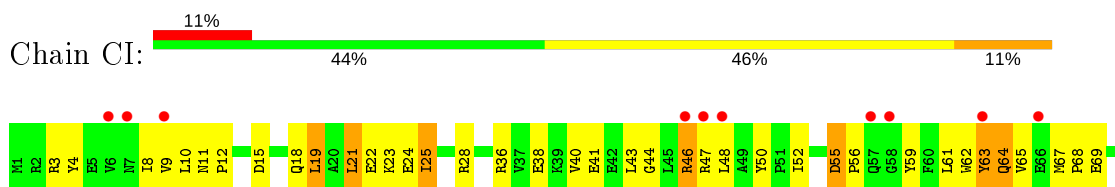
- Molecule 35: 30S RIBOSOMAL PROTEIN S5

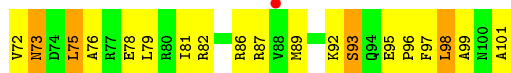


- Molecule 35: 30S RIBOSOMAL PROTEIN S5

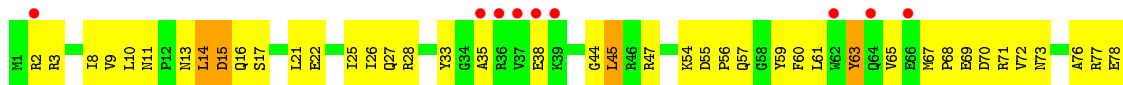


- Molecule 36: 30S RIBOSOMAL PROTEIN S6

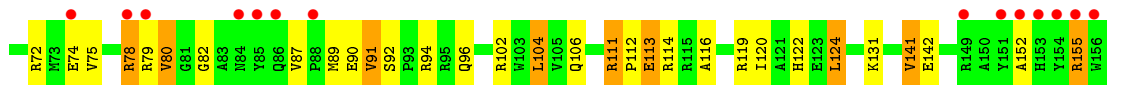




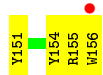
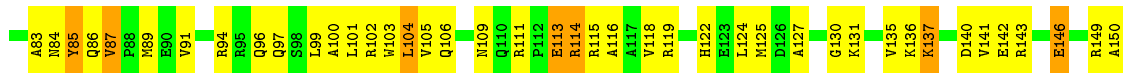
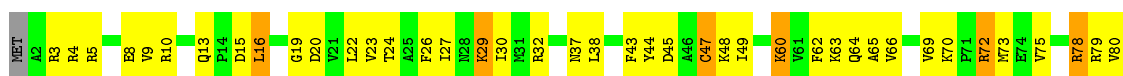
• Molecule 36: 30S RIBOSOMAL PROTEIN S6



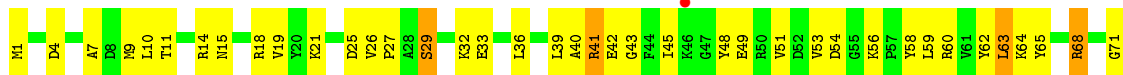
• Molecule 37: 30S RIBOSOMAL PROTEIN S7



• Molecule 37: 30S RIBOSOMAL PROTEIN S7



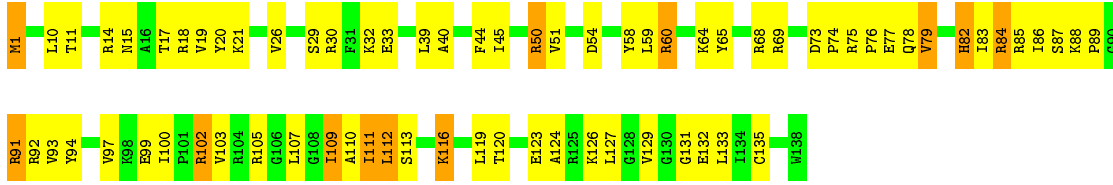
• Molecule 38: 30S RIBOSOMAL PROTEIN S8



W138

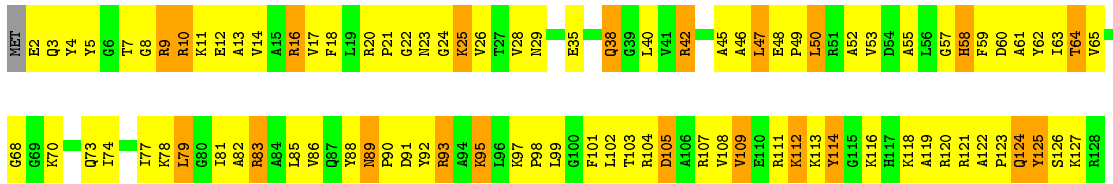
• Molecule 38: 30S RIBOSOMAL PROTEIN S8

Chain DK: 48% 43% 9%



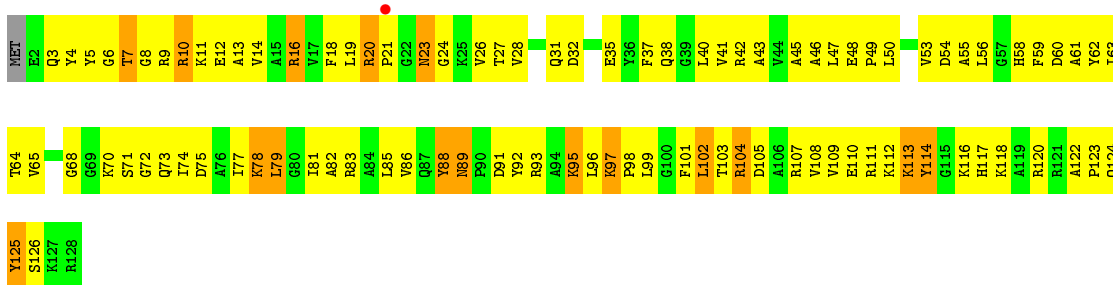
• Molecule 39: 30S RIBOSOMAL PROTEIN S9

Chain CL: 28% 55% 16%



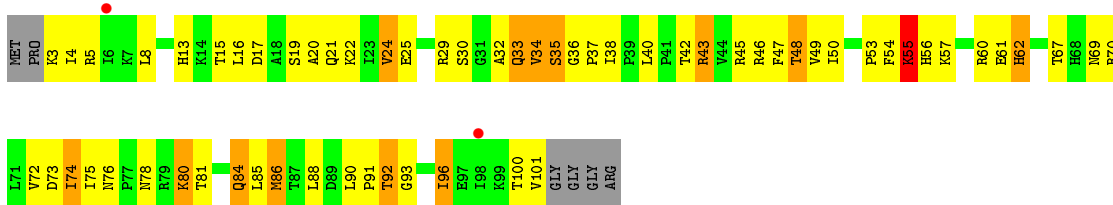
• Molecule 39: 30S RIBOSOMAL PROTEIN S9

Chain DL: 24% 63% 13%



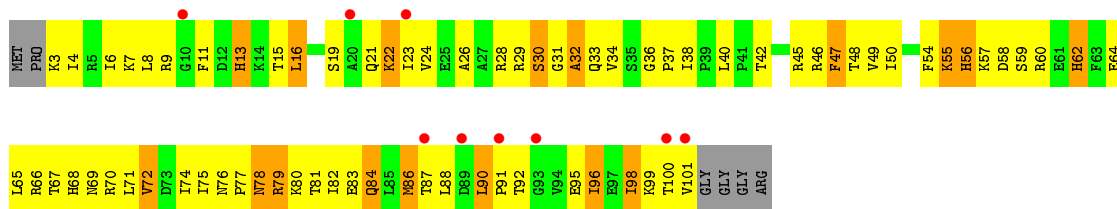
• Molecule 40: 30S RIBOSOMAL PROTEIN S10

Chain CM: 35% 46% 12% 6%

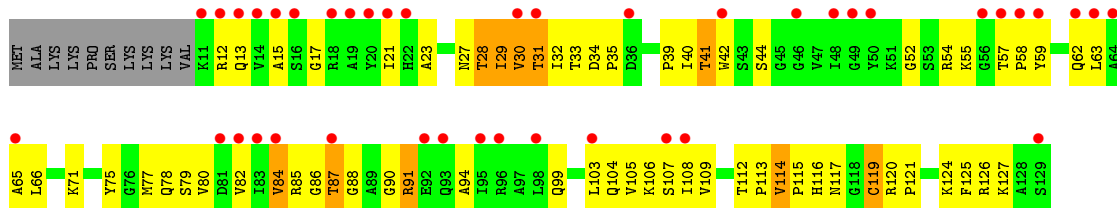


• Molecule 40: 30S RIBOSOMAL PROTEIN S10

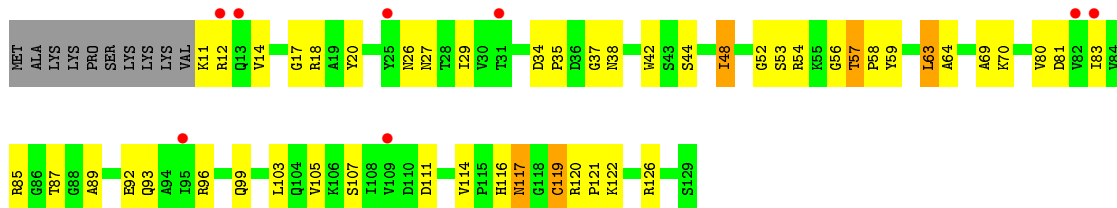
Chain DM: 24% 54% 16% 6%



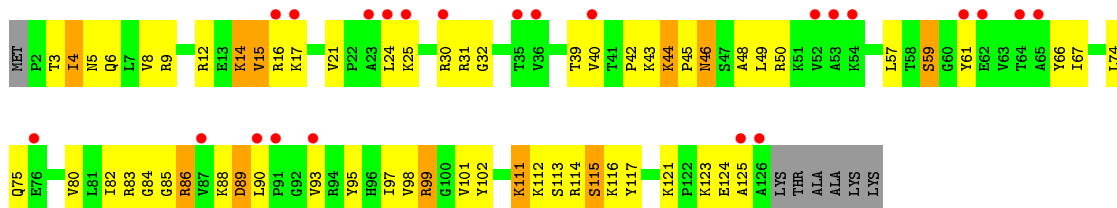
● Molecule 41: 30S RIBOSOMAL PROTEIN S11



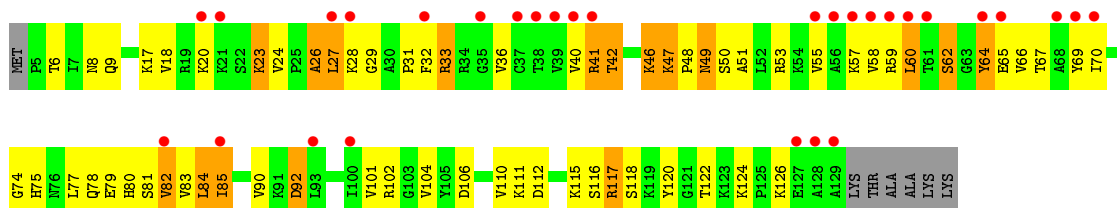
● Molecule 41: 30S RIBOSOMAL PROTEIN S11



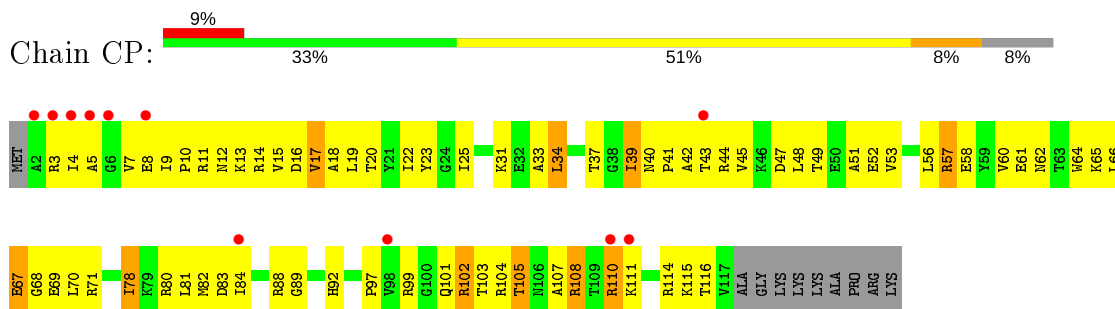
● Molecule 42: 30S RIBOSOMAL PROTEIN S12



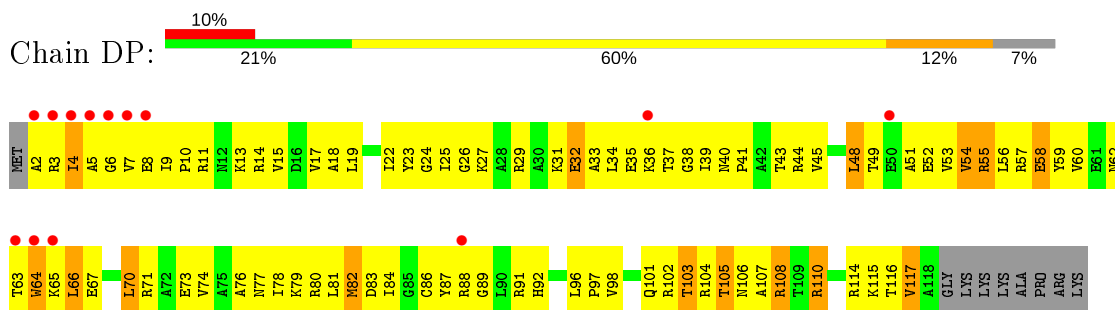
● Molecule 42: 30S RIBOSOMAL PROTEIN S12



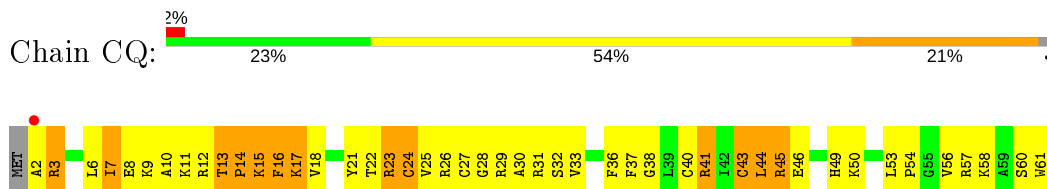
- Molecule 43: 30S RIBOSOMAL PROTEIN S13



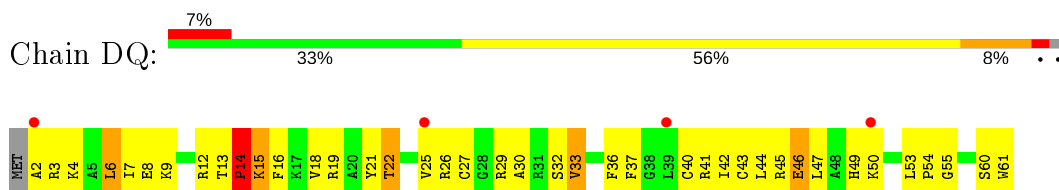
- Molecule 43: 30S RIBOSOMAL PROTEIN S13



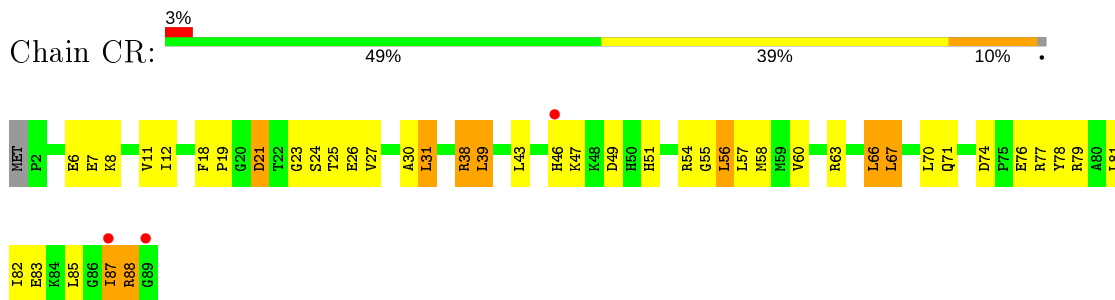
- Molecule 44: 30S RIBOSOMAL PROTEIN S14



- Molecule 44: 30S RIBOSOMAL PROTEIN S14

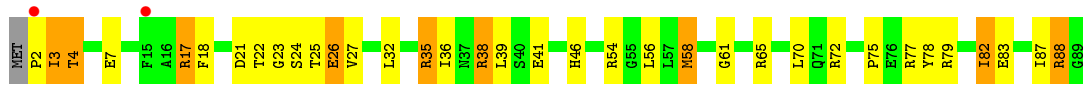


- Molecule 45: 30S RIBOSOMAL PROTEIN S15

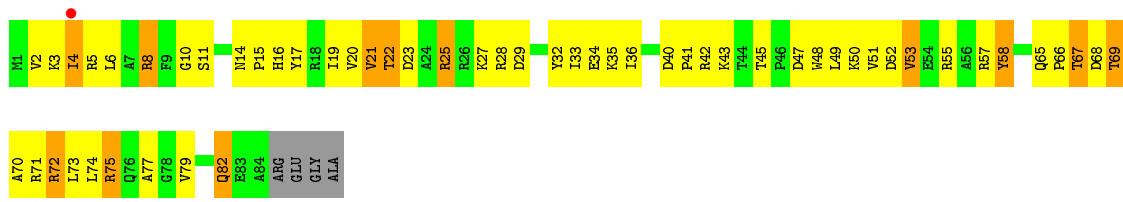


- Molecule 45: 30S RIBOSOMAL PROTEIN S15

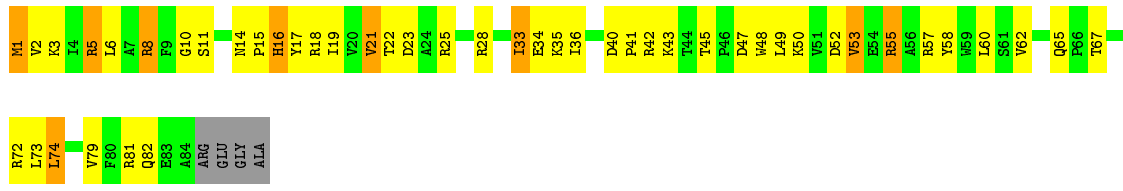




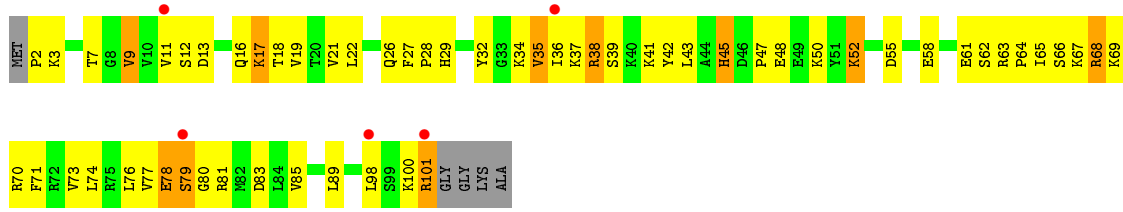
● Molecule 46: 30S RIBOSOMAL PROTEIN S16



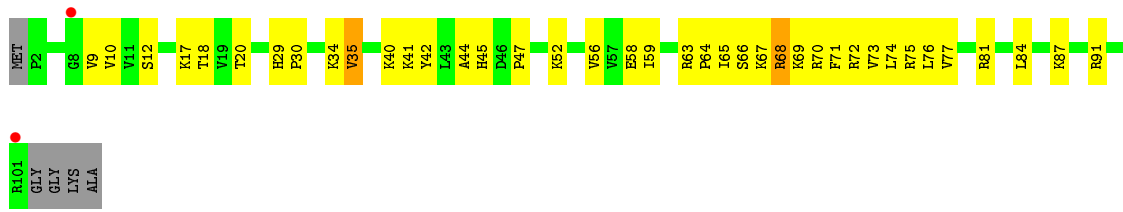
● Molecule 46: 30S RIBOSOMAL PROTEIN S16



● Molecule 47: 30S RIBOSOMAL PROTEIN S17

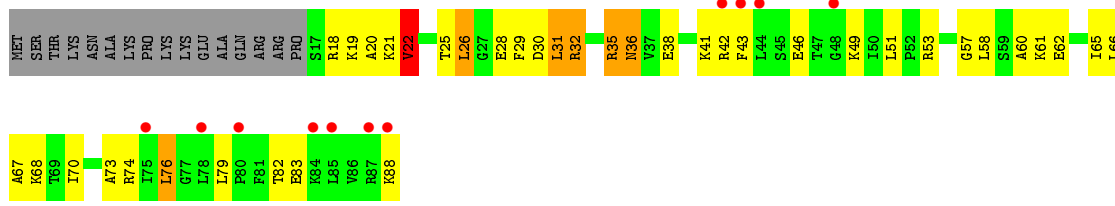


● Molecule 47: 30S RIBOSOMAL PROTEIN S17

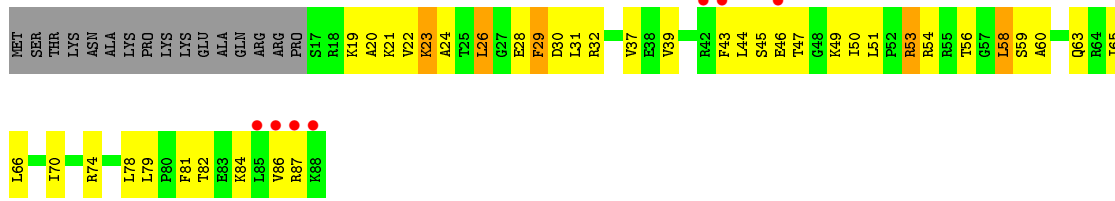


● Molecule 48: 30S RIBOSOMAL PROTEIN S18

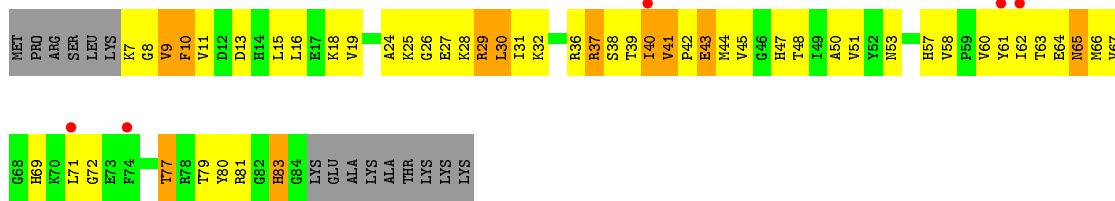




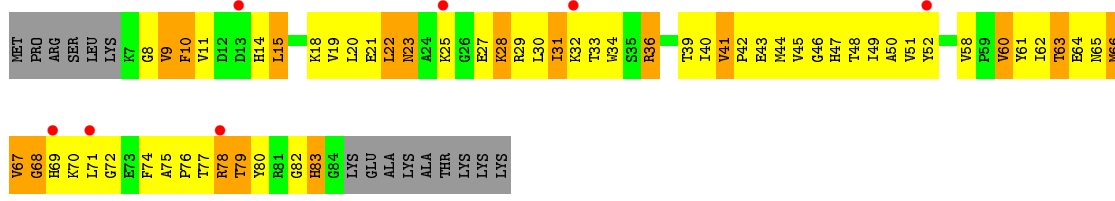
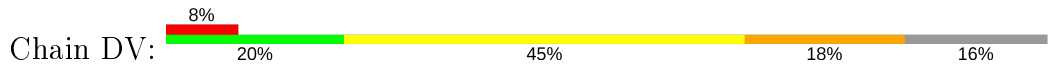
• Molecule 48: 30S RIBOSOMAL PROTEIN S18



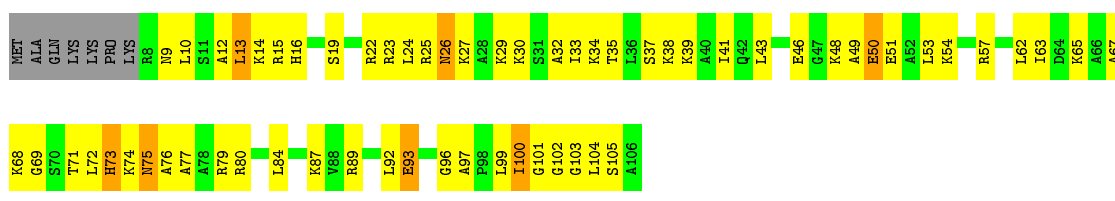
• Molecule 49: 30S RIBOSOMAL PROTEIN S19



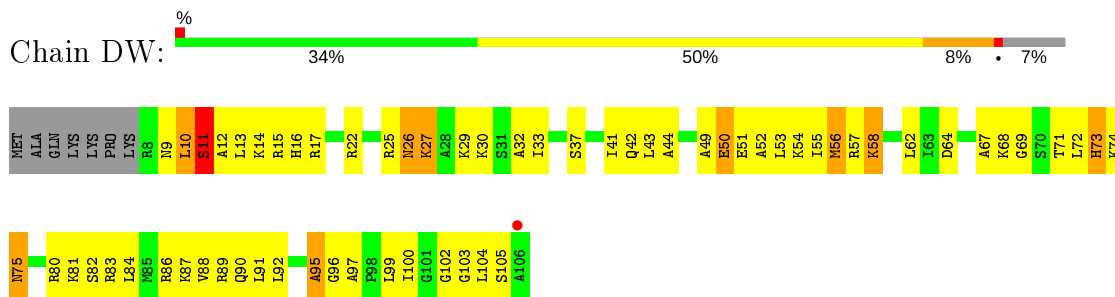
• Molecule 49: 30S RIBOSOMAL PROTEIN S19



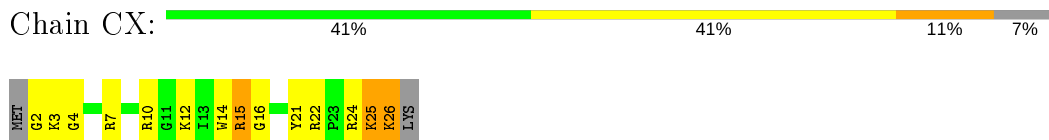
• Molecule 50: 30S RIBOSOMAL PROTEIN S20



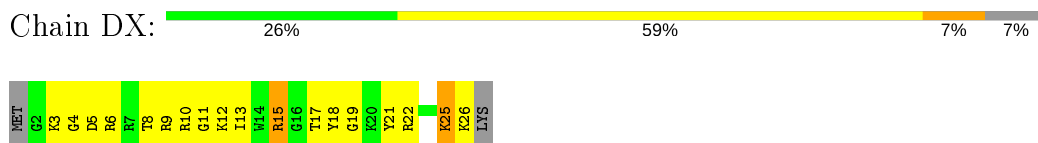
• Molecule 50: 30S RIBOSOMAL PROTEIN S20



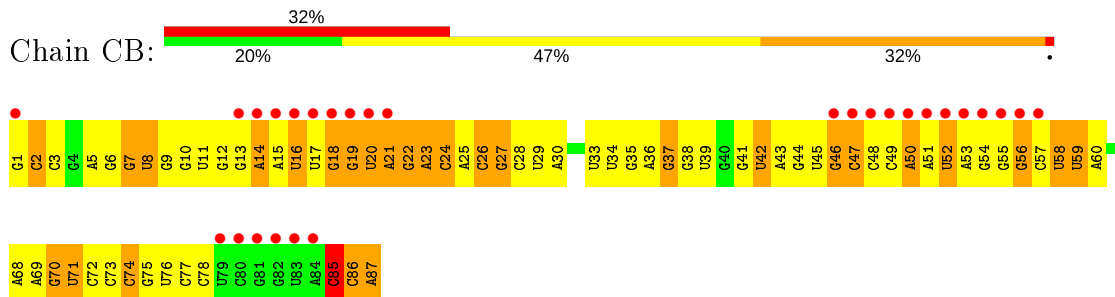
• Molecule 51: 30S RIBOSOMAL PROTEIN THX



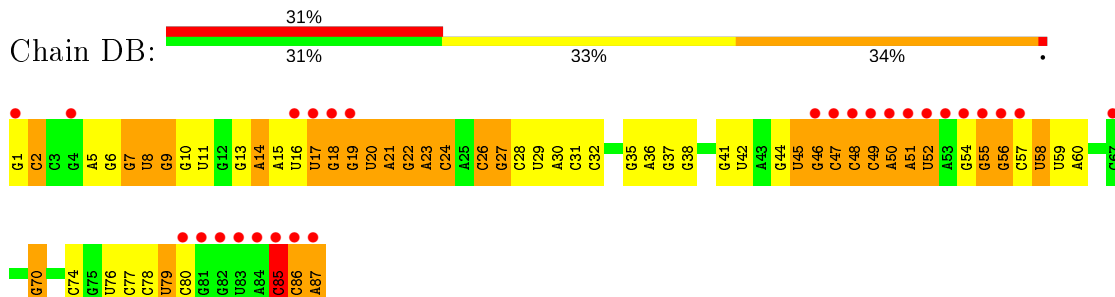
• Molecule 51: 30S RIBOSOMAL PROTEIN THX



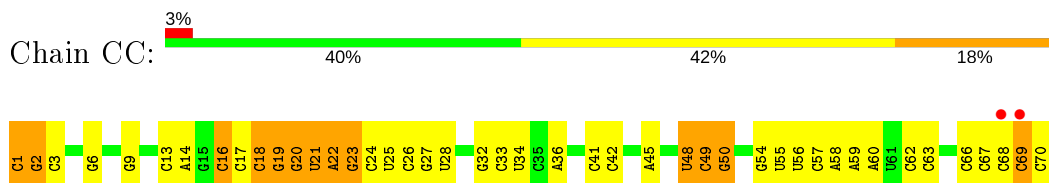
• Molecule 52: TRNA-LEU



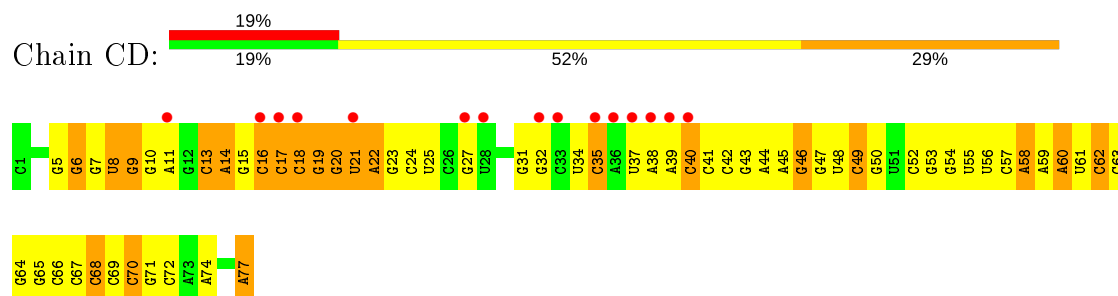
• Molecule 52: TRNA-LEU



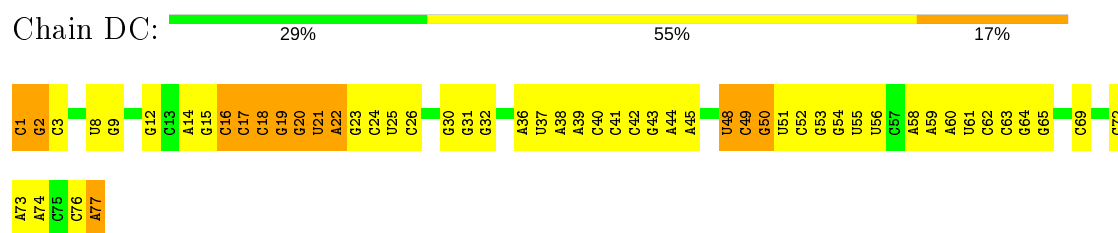
• Molecule 53: TRNA-FMET



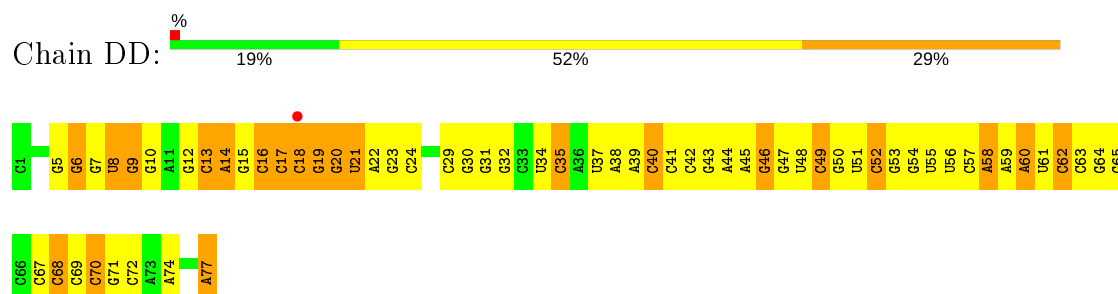
- Molecule 53: TRNA-FMET



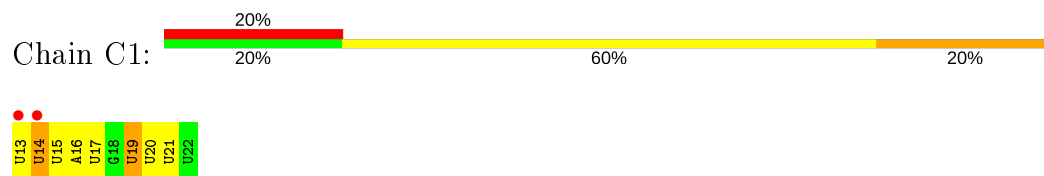
- Molecule 53: TRNA-FMET



- Molecule 53: TRNA-FMET



- Molecule 54: MRNA



- Molecule 54: MRNA



4 Data and refinement statistics

Property	Value	Source
Space group	P 21 21 21	Depositor
Cell constants a, b, c, α , β , γ	209.43Å 448.15Å 619.40Å 90.00° 90.00° 90.00°	Depositor
Resolution (Å)	189.73 – 3.30 224.07 – 3.30	Depositor EDS
% Data completeness (in resolution range)	100.0 (189.73-3.30) 95.4 (224.07-3.30)	Depositor EDS
R_{merge}	0.28	Depositor
R_{sym}	(Not available)	Depositor
$\langle I/\sigma(I) \rangle$ ¹	1.35 (at 3.33Å)	Xtrriage
Refinement program	PHENIX 1.7.1_743	Depositor
R, R_{free}	0.199 , 0.237 0.198 , 0.237	Depositor DCC
R_{free} test set	2000 reflections (0.23%)	wwPDB-VP
Wilson B-factor (Å ²)	102.7	Xtrriage
Anisotropy	0.186	Xtrriage
Bulk solvent k_{sol} (e/Å ³), B_{sol} (Å ²)	0.28 , 87.3	EDS
L-test for twinning ²	$\langle L \rangle = 0.45$, $\langle L^2 \rangle = 0.28$	Xtrriage
Estimated twinning fraction	No twinning to report.	Xtrriage
F_o, F_c correlation	0.95	EDS
Total number of atoms	299682	wwPDB-VP
Average B, all atoms (Å ²)	114.0	wwPDB-VP

Xtrriage's analysis on translational NCS is as follows: *The largest off-origin peak in the Patterson function is 1.60% of the height of the origin peak. No significant pseudotranslation is detected.*

¹Intensities estimated from amplitudes.

²Theoretical values of $\langle |L| \rangle$, $\langle L^2 \rangle$ for acentric reflections are 0.5, 0.333 respectively for untwinned datasets, and 0.375, 0.2 for perfectly twinned datasets.

5 Model quality i

5.1 Standard geometry i

Bond lengths and bond angles in the following residue types are not validated in this section: ZN, MG, PAR

The Z score for a bond length (or angle) is the number of standard deviations the observed value is removed from the expected value. A bond length (or angle) with $|Z| > 5$ is considered an outlier worth inspection. RMSZ is the root-mean-square of all Z scores of the bond lengths (or angles).

Mol	Chain	Bond lengths		Bond angles	
		RMSZ	# Z >5	RMSZ	# Z >5
1	AA	0.62	12/70233 (0.0%)	1.11	353/109643 (0.3%)
1	BA	0.56	6/70167 (0.0%)	1.03	240/109541 (0.2%)
2	AB	0.53	0/2928	1.07	13/4568 (0.3%)
2	BB	0.45	0/2928	0.93	6/4568 (0.1%)
3	AD	0.55	0/2165	0.81	3/2919 (0.1%)
3	BD	0.47	0/2165	0.73	1/2919 (0.0%)
4	AE	0.44	0/1601	0.73	1/2160 (0.0%)
4	BE	0.41	0/1601	0.72	1/2160 (0.0%)
5	AF	0.45	0/1620	0.72	0/2194
5	BF	0.38	0/1662	0.67	0/2249
6	AG	0.36	0/1499	0.60	0/2016
6	BG	0.30	0/1499	0.55	0/2016
7	AH	0.41	0/1332	0.71	0/1802
7	BH	0.29	0/1332	0.58	0/1802
8	AK	0.38	0/1151	0.72	1/1558 (0.1%)
8	BK	0.36	0/1151	0.66	1/1558 (0.1%)
9	AM	0.45	0/1131	0.71	0/1525
9	BM	0.32	0/1131	0.58	0/1525
10	AN	0.41	0/943	0.66	0/1269
10	BN	0.40	0/943	0.61	0/1269
11	AO	0.39	0/1162	0.71	1/1544 (0.1%)
11	BO	0.33	0/1162	0.64	1/1544 (0.1%)
12	AP	0.41	0/1143	0.59	0/1527
12	BP	0.33	0/1143	0.52	0/1527
13	A0	0.41	0/982	0.71	1/1312 (0.1%)
13	B0	0.40	0/974	0.67	0/1302
14	AQ	0.40	0/892	0.69	1/1187 (0.1%)
14	BQ	0.34	0/892	0.62	1/1187 (0.1%)
15	AR	0.45	0/1155	0.70	0/1542
15	BR	0.41	0/1155	0.63	0/1542
16	A1	0.46	0/982	0.67	0/1306
16	B1	0.38	0/982	0.59	0/1306

Mol	Chain	Bond lengths		Bond angles	
		RMSZ	# Z >5	RMSZ	# Z >5
17	A2	0.44	0/790	0.71	0/1057
17	B2	0.33	0/790	0.59	0/1057
18	AS	0.43	0/911	0.69	0/1220
18	BS	0.42	0/911	0.65	0/1220
19	AT	0.52	0/739	0.69	0/993
19	BT	0.48	0/739	0.66	0/993
20	AU	0.48	0/798	0.72	0/1064
20	BU	0.43	0/798	0.72	0/1064
21	AV	0.35	0/1427	0.67	2/1935 (0.1%)
21	BV	0.28	0/1460	0.56	0/1982
22	A3	0.46	0/615	0.69	0/819
22	B3	0.40	0/621	0.64	0/827
23	AZ	0.46	0/770	0.78	0/1022
23	BZ	0.43	0/770	0.75	0/1022
24	AW	0.51	0/560	0.75	0/741
24	BW	0.40	0/583	0.62	0/771
25	AX	0.35	0/474	0.61	0/635
25	BX	0.33	0/474	0.54	0/635
26	A4	0.39	0/545	0.73	1/733 (0.1%)
26	B4	0.34	0/527	0.65	0/709
27	A5	0.45	0/473	0.67	0/639
27	B5	0.40	0/473	0.73	0/639
28	A6	0.47	0/396	0.68	0/529
28	B6	0.36	0/396	0.60	0/529
29	A7	0.50	0/438	0.71	0/575
29	B7	0.40	0/438	0.62	0/575
30	A8	0.56	0/494	0.87	0/649
30	B8	0.40	0/494	0.58	0/649
31	CA	0.49	1/36234 (0.0%)	0.94	68/56554 (0.1%)
31	DA	0.46	0/36237	0.90	64/56558 (0.1%)
32	CE	0.31	0/1959	0.55	0/2642
32	DE	0.30	0/1959	0.54	0/2642
33	CF	0.34	0/1629	0.54	0/2195
33	DF	0.32	0/1636	0.57	1/2205 (0.0%)
34	CG	0.42	1/1733 (0.1%)	0.62	0/2318
34	DG	0.38	0/1733	0.63	0/2318
35	CH	0.38	0/1171	0.58	0/1576
35	DH	0.34	0/1171	0.58	0/1576
36	CI	0.38	0/856	0.58	0/1154
36	DI	0.36	0/856	0.55	0/1154
37	CJ	0.31	0/1276	0.48	0/1709
37	DJ	0.32	0/1276	0.48	0/1709
38	CK	0.36	0/1136	0.64	0/1527

Mol	Chain	Bond lengths		Bond angles	
		RMSZ	# Z >5	RMSZ	# Z >5
38	DK	0.31	0/1136	0.54	0/1527
39	CL	0.30	0/1029	0.52	0/1379
39	DL	0.29	0/1029	0.53	0/1379
40	CM	0.32	0/814	0.61	1/1095 (0.1%)
40	DM	0.31	0/814	0.59	0/1095
41	CN	0.37	0/900	0.61	0/1213
41	DN	0.36	0/900	0.59	0/1213
42	CO	0.45	0/991	0.75	1/1327 (0.1%)
42	DO	0.41	0/991	0.65	0/1327
43	CP	0.33	0/938	0.59	0/1258
43	DP	0.29	0/943	0.53	0/1265
44	CQ	0.42	1/501 (0.2%)	0.68	1/664 (0.2%)
44	DQ	0.32	0/501	0.57	0/664
45	CR	0.38	0/745	0.64	0/992
45	DR	0.35	0/745	0.53	0/992
46	CS	0.31	0/721	0.55	0/970
46	DS	0.38	0/721	0.60	0/970
47	CT	0.36	0/847	0.56	0/1131
47	DT	0.34	0/847	0.55	0/1131
48	CU	0.35	0/596	0.62	0/790
48	DU	0.36	0/596	0.57	0/790
49	CV	0.34	0/638	0.57	0/860
49	DV	0.29	0/638	0.63	0/860
50	CW	0.32	0/765	0.55	0/1007
50	DW	0.35	0/765	0.63	0/1007
51	CX	0.29	0/221	0.49	0/288
51	DX	0.27	0/221	0.48	0/288
52	CB	0.44	0/2080	0.80	1/3242 (0.0%)
52	DB	0.46	0/2080	0.80	3/3242 (0.1%)
53	CC	0.46	0/1835	0.85	0/2859
53	CD	0.28	0/1835	0.66	2/2859 (0.1%)
53	DC	0.44	0/1835	0.83	0/2859
53	DD	0.27	0/1835	0.63	1/2859 (0.0%)
54	C1	0.69	0/226	0.84	0/348
54	D1	0.58	0/226	0.81	0/348
All	All	0.51	21/324077 (0.0%)	0.93	771/485305 (0.2%)

Chiral center outliers are detected by calculating the chiral volume of a chiral center and verifying if the center is modelled as a planar moiety or with the opposite hand. A planarity outlier is detected by checking planarity of atoms in a peptide group, atoms in a mainchain group or atoms of a sidechain that are expected to be planar.

Mol	Chain	#Chirality outliers	#Planarity outliers
3	AD	0	6
3	BD	0	3
4	AE	0	1
4	BE	0	6
5	BF	0	2
6	AG	0	1
6	BG	0	1
7	AH	0	2
7	BH	0	4
8	AK	0	5
8	BK	0	5
9	AM	0	1
11	AO	0	3
11	BO	0	3
13	B0	0	1
14	AQ	0	2
14	BQ	0	3
15	AR	0	2
16	A1	0	2
17	A2	0	1
20	BU	0	2
21	AV	0	3
21	BV	0	3
22	A3	0	2
24	AW	0	2
24	BW	0	1
26	A4	0	3
26	B4	0	1
27	A5	0	3
27	B5	0	1
28	A6	0	1
28	B6	0	1
30	A8	0	2
32	CE	0	3
32	DE	0	4
33	CF	0	1
33	DF	0	1
34	DG	0	1
38	CK	0	1
40	CM	0	1
40	DM	0	1
42	CO	0	2
44	CQ	0	1

Continued on next page...

Continued from previous page...

Mol	Chain	#Chirality outliers	#Planarity outliers
44	DQ	0	1
45	CR	0	1
50	DW	0	1
All	All	0	98

All (21) bond length outliers are listed below:

Mol	Chain	Res	Type	Atoms	Z	Observed(Å)	Ideal(Å)
1	BA	1143	A	N7-C5	-9.76	1.33	1.39
1	BA	1342	A	N7-C5	-8.93	1.33	1.39
1	BA	2873	A	N7-C5	-8.51	1.34	1.39
1	BA	2287	A	N9-C4	-8.15	1.32	1.37
1	AA	1021	A	N9-C4	-8.08	1.32	1.37
34	CG	26	CYS	CB-SG	7.61	1.95	1.82
1	AA	1142(A)	A	N9-C4	-6.90	1.33	1.37
1	AA	197	A	N3-C4	-6.62	1.30	1.34
1	AA	1698	A	N9-C4	-6.62	1.33	1.37
1	AA	807	U	C2-N3	6.59	1.42	1.37
1	BA	2447	G	C6-N1	6.40	1.44	1.39
1	AA	2287	A	N9-C4	-6.20	1.34	1.37
1	BA	774	A	N9-C4	-5.86	1.34	1.37
1	AA	673	C	C2-N3	5.70	1.40	1.35
1	AA	2430	A	N9-C4	-5.47	1.34	1.37
1	AA	783	A	C5-C6	-5.31	1.36	1.41
31	CA	1436	U	C2-N3	5.27	1.41	1.37
1	AA	1899	G	N9-C4	-5.21	1.33	1.38
1	AA	774	A	N9-C4	-5.19	1.34	1.37
1	AA	783	A	N7-C5	-5.14	1.36	1.39
44	CQ	24	CYS	CB-SG	5.02	1.90	1.82

All (771) bond angle outliers are listed below:

Mol	Chain	Res	Type	Atoms	Z	Observed(°)	Ideal(°)
31	CA	1025	U	C5-C4-O4	-13.19	117.99	125.90
1	BA	933	A	C6-C5-N7	-12.57	123.50	132.30
1	AA	1899	G	N3-C4-N9	-12.39	118.57	126.00
1	BA	1899	G	N3-C4-N9	-12.35	118.59	126.00
1	BA	2720	U	C2-N3-C4	-11.91	119.85	127.00
1	BA	1602	U	C2-N3-C4	-11.79	119.92	127.00
1	BA	933	A	C4-N9-C1'	11.75	147.45	126.30
31	CA	1495	U	N1-C2-O2	11.59	130.92	122.80
1	BA	2873	A	N1-C6-N6	11.48	125.49	118.60

Continued on next page...

Continued from previous page...

Mol	Chain	Res	Type	Atoms	Z	Observed(°)	Ideal(°)
1	BA	1012	U	C2-N3-C4	-11.47	120.12	127.00
31	DA	1025	U	C5-C4-O4	-11.29	119.12	125.90
1	BA	933	A	C8-N9-C1'	-11.21	107.52	127.70
1	AA	2430	A	C2-N3-C4	-11.12	105.04	110.60
1	AA	2447	G	C5-C6-O6	-10.77	122.14	128.60
1	AA	1332	G	C2-N3-C4	-10.74	106.53	111.90
1	AA	774	A	C2-N3-C4	-10.70	105.25	110.60
1	BA	1602	U	N1-C2-O2	-10.49	115.46	122.80
1	BA	933	A	C4-C5-C6	10.35	122.17	117.00
1	BA	2447	G	C5-C6-O6	-10.24	122.46	128.60
1	BA	774	A	C2-N3-C4	-10.05	105.57	110.60
1	AA	783	A	C5-N7-C8	-10.03	98.89	103.90
1	AA	906	G	C5-C6-O6	10.00	134.60	128.60
1	AA	1698	A	C2-N3-C4	-9.99	105.61	110.60
1	AA	633	A	N1-C6-N6	9.98	124.59	118.60
1	AA	120	U	C5-C4-O4	9.97	131.88	125.90
1	BA	783	A	C5-N7-C8	-9.92	98.94	103.90
31	DA	1495	U	N1-C2-O2	9.86	129.70	122.80
1	BA	933	A	N3-C4-N9	9.84	135.27	127.40
1	AA	2447	G	C6-N1-C2	-9.80	119.22	125.10
1	BA	2447	G	N1-C6-O6	9.74	125.74	119.90
1	BA	1899	G	C8-N9-C1'	9.74	139.66	127.00
2	AB	81	G	C5-C6-O6	-9.71	122.77	128.60
31	CA	1465	C	C2-N3-C4	-9.62	115.09	119.90
31	CA	1495	U	N3-C2-O2	-9.57	115.50	122.20
1	AA	673	C	C2-N3-C4	-9.56	115.12	119.90
1	AA	1899	G	C2-N3-C4	-9.54	107.13	111.90
1	BA	1342	A	N1-C6-N6	9.38	124.23	118.60
1	AA	1899	G	N3-C4-C5	9.36	133.28	128.60
1	BA	2598	A	N1-C6-N6	9.35	124.21	118.60
1	BA	1781	C	C2-N1-C1'	9.27	128.99	118.80
1	BA	1899	G	C4-N9-C1'	-9.25	114.47	126.50
1	AA	2430	A	N1-C6-N6	9.18	124.11	118.60
1	BA	2430	A	C2-N3-C4	-9.18	106.01	110.60
2	AB	95	U	C5-C4-O4	9.15	131.39	125.90
1	BA	2873	A	C6-C5-N7	-9.10	125.93	132.30
1	AA	784	A	N1-C6-N6	-9.00	113.20	118.60
31	DA	1036	G	C5-C6-O6	8.85	133.91	128.60
1	AA	1142(A)	A	C5-N7-C8	-8.81	99.50	103.90
1	AA	1021	A	C2-N3-C4	-8.75	106.22	110.60
2	AB	81	G	C6-C5-N7	-8.75	125.15	130.40
1	BA	1143	A	N1-C6-N6	8.70	123.82	118.60

Continued on next page...

Continued from previous page...

Mol	Chain	Res	Type	Atoms	Z	Observed(°)	Ideal(°)
1	BA	1786	A	N1-C6-N6	8.60	123.76	118.60
1	BA	2873	A	C2-N3-C4	-8.59	106.31	110.60
1	AA	783	A	C4-C5-N7	8.58	114.99	110.70
1	BA	1899	G	N3-C4-C5	8.57	132.88	128.60
1	AA	1786	A	N7-C8-N9	8.53	118.06	113.80
31	CA	1053	G	C4-N9-C1'	-8.48	115.47	126.50
31	CA	1177	G	C4-C5-N7	-8.47	107.41	110.80
1	BA	1602	U	N1-C2-N3	8.43	119.96	114.90
31	CA	1177	G	N1-C6-O6	-8.37	114.88	119.90
1	AA	630	G	C2-N3-C4	-8.36	107.72	111.90
1	AA	1021	A	C5-N7-C8	-8.35	99.72	103.90
31	DA	1036	G	N1-C6-O6	-8.33	114.90	119.90
2	BB	95	U	C5-C4-O4	8.27	130.86	125.90
31	CA	1436	U	C2-N3-C4	-8.24	122.06	127.00
1	AA	140	A	N7-C8-N9	8.22	117.91	113.80
1	BA	1143	A	C4-C5-C6	8.21	121.11	117.00
1	AA	1786	A	C2-N3-C4	-8.13	106.54	110.60
31	DA	1036	G	C4-C5-N7	-8.13	107.55	110.80
2	BB	81	G	C5-C6-O6	-8.05	123.77	128.60
1	AA	2595	G	N9-C4-C5	-8.05	102.18	105.40
31	CA	1036	G	C5-C6-O6	8.05	133.43	128.60
1	AA	208	C	C6-N1-C2	8.02	123.51	120.30
1	BA	933	A	N9-C4-C5	-8.02	102.59	105.80
1	AA	679	C	C6-N1-C2	8.01	123.50	120.30
1	AA	807	U	C2-N3-C4	-8.00	122.20	127.00
1	BA	530	G	C6-C5-N7	-7.99	125.61	130.40
31	DA	1036	G	N9-C4-C5	7.98	108.59	105.40
31	DA	1177	G	C4-C5-N7	-7.95	107.62	110.80
1	AA	140	A	N1-C6-N6	7.95	123.37	118.60
31	DA	993	G	N3-C4-N9	7.87	130.72	126.00
1	BA	2378	A	N1-C6-N6	7.87	123.32	118.60
1	BA	2873	A	C5-C6-N1	-7.85	113.77	117.70
1	BA	2275	C	C6-N1-C2	-7.83	117.17	120.30
1	AA	906	G	N3-C4-N9	-7.83	121.30	126.00
1	AA	1962	C	N1-C2-O2	7.83	123.60	118.90
1	BA	2873	A	C4-C5-C6	7.81	120.90	117.00
1	BA	1899	G	N9-C4-C5	7.81	108.52	105.40
1	BA	1899	G	N3-C2-N2	-7.79	114.44	119.90
1	BA	783	A	N7-C8-N9	7.79	117.70	113.80
1	BA	933	A	N1-C6-N6	7.78	123.27	118.60
31	CA	1054	C	C2-N1-C1'	7.78	127.36	118.80
1	BA	2287	A	C2-N3-C4	-7.78	106.71	110.60

Continued on next page...

Continued from previous page...

Mol	Chain	Res	Type	Atoms	Z	Observed(°)	Ideal(°)
1	AA	140	A	C8-N9-C4	-7.77	102.69	105.80
1	AA	783	A	N1-C6-N6	7.75	123.25	118.60
1	AA	906	G	N9-C4-C5	7.74	108.50	105.40
1	AA	1899	G	C8-N9-C1'	7.73	137.05	127.00
1	AA	906	G	N1-C6-O6	-7.73	115.26	119.90
2	AB	81	G	N3-C4-N9	7.68	130.61	126.00
1	BA	933	A	C6-N1-C2	-7.65	114.01	118.60
31	CA	1053	G	C8-N9-C1'	7.64	136.93	127.00
1	AA	140	A	C5-N7-C8	-7.63	100.08	103.90
1	BA	250	G	N3-C4-N9	7.62	130.57	126.00
1	BA	933	A	N1-C2-N3	7.62	133.11	129.30
1	BA	780	G	C5-C6-O6	-7.60	124.04	128.60
1	BA	933	A	N7-C8-N9	7.60	117.60	113.80
1	AA	2598	A	N1-C6-N6	7.58	123.15	118.60
1	BA	2595	G	N9-C4-C5	-7.57	102.37	105.40
1	BA	2287	A	N3-C4-C5	7.57	132.10	126.80
31	CA	1177	G	N9-C4-C5	7.57	108.43	105.40
1	BA	1342	A	C6-C5-N7	-7.56	127.00	132.30
1	AA	2062	A	C8-N9-C4	7.53	108.81	105.80
1	BA	530	G	C4-C5-N7	7.47	113.79	110.80
1	AA	621	A	C2-N3-C4	-7.45	106.88	110.60
1	AA	2681	C	C6-N1-C2	-7.43	117.33	120.30
31	CA	1177	G	C5-C6-O6	7.43	133.06	128.60
1	BA	1143	A	C2-N3-C4	-7.43	106.89	110.60
1	AA	633	A	C6-C5-N7	-7.41	127.11	132.30
1	BA	530	G	N1-C6-O6	7.40	124.34	119.90
1	AA	74	A	C2-N3-C4	-7.40	106.90	110.60
1	BA	1342	A	C4-C5-C6	7.39	120.69	117.00
1	AA	2712	U	C5-C4-O4	7.38	130.33	125.90
1	BA	783	A	C8-N9-C4	-7.38	102.85	105.80
1	AA	1142(A)	A	C2-N3-C4	-7.37	106.91	110.60
1	AA	1962	C	C6-N1-C2	-7.37	117.35	120.30
11	BO	147	LEU	CA-CB-CG	7.37	132.24	115.30
31	DA	1177	G	N1-C6-O6	-7.36	115.48	119.90
1	AA	633	A	C4-C5-C6	7.36	120.68	117.00
1	BA	1786	A	C5-N7-C8	-7.34	100.23	103.90
2	AB	81	G	C4-C5-N7	7.31	113.72	110.80
1	BA	2447	G	C6-N1-C2	-7.29	120.73	125.10
31	CA	1159	U	N1-C2-O2	7.28	127.90	122.80
1	BA	1143	A	C6-C5-N7	-7.27	127.21	132.30
1	BA	250	G	N3-C2-N2	7.27	124.99	119.90
1	BA	933	A	C4-C5-N7	7.25	114.32	110.70

Continued on next page...

Continued from previous page...

Mol	Chain	Res	Type	Atoms	Z	Observed(°)	Ideal(°)
31	CA	299	G	C5-C6-O6	7.25	132.95	128.60
1	BA	633	A	N1-C6-N6	7.24	122.94	118.60
31	DA	1177	G	N9-C4-C5	7.22	108.29	105.40
1	AA	409	C	C6-N1-C2	7.21	123.19	120.30
1	AA	1937	A	N1-C6-N6	-7.20	114.28	118.60
1	AA	250	G	N3-C2-N2	7.20	124.94	119.90
1	BA	2598	A	C6-C5-N7	-7.16	127.29	132.30
1	AA	2712	U	N3-C4-O4	-7.15	114.39	119.40
1	BA	1781	C	C6-N1-C1'	-7.15	112.22	120.80
1	BA	2451	A	C5-N7-C8	-7.15	100.33	103.90
1	AA	783	A	N7-C8-N9	7.14	117.37	113.80
31	DA	1495	U	N3-C2-O2	-7.13	117.20	122.20
1	BA	2062	A	N9-C4-C5	-7.13	102.95	105.80
1	BA	2713	A	N1-C6-N6	7.13	122.88	118.60
1	BA	807	U	C2-N3-C4	-7.11	122.74	127.00
31	CA	1053	G	C6-C5-N7	7.10	134.66	130.40
31	CA	1036	G	C4-C5-N7	-7.09	107.97	110.80
1	AA	201	C	C6-N1-C2	7.05	123.12	120.30
1	AA	1678	G	C4-C5-N7	7.03	113.61	110.80
31	CA	1159	U	N3-C2-O2	-7.02	117.29	122.20
1	AA	103	A	N1-C6-N6	7.01	122.81	118.60
1	AA	1142(A)	A	N1-C6-N6	6.99	122.80	118.60
1	BA	2061	G	N1-C6-O6	6.99	124.09	119.90
1	BA	2430	A	C5-C6-N1	-6.97	114.22	117.70
1	AA	1427	A	C8-N9-C4	-6.96	103.02	105.80
1	AA	2595	G	C8-N9-C4	6.96	109.18	106.40
1	AA	1698	A	N3-C4-C5	6.95	131.66	126.80
31	CA	530	G	C4-N9-C1'	6.95	135.54	126.50
1	BA	2598	A	C4-C5-C6	6.93	120.47	117.00
1	AA	676	A	C2-N3-C4	-6.92	107.14	110.60
1	AA	2595	G	C2-N3-C4	-6.92	108.44	111.90
31	CA	1036	G	N1-C6-O6	-6.91	115.75	119.90
1	BA	2287	A	C5-N7-C8	-6.91	100.44	103.90
1	AA	210	C	C6-N1-C2	6.89	123.06	120.30
1	AA	1899	G	N9-C4-C5	6.89	108.16	105.40
31	DA	690	G	C6-C5-N7	-6.88	126.27	130.40
1	AA	1021	A	N3-C4-C5	6.86	131.60	126.80
1	AA	783	A	C6-C5-N7	-6.86	127.50	132.30
1	BA	933	A	C5-C6-N6	-6.85	118.22	123.70
1	AA	2287	A	C2-N3-C4	-6.85	107.18	110.60
1	AA	2451	A	N9-C4-C5	6.84	108.54	105.80
1	AA	621	A	N1-C6-N6	6.84	122.70	118.60

Continued on next page...

Continued from previous page...

Mol	Chain	Res	Type	Atoms	Z	Observed(°)	Ideal(°)
1	BA	2447	G	N3-C4-N9	6.83	130.10	126.00
1	BA	2681	C	C5-C4-N4	6.82	124.97	120.20
1	AA	2685	G	N3-C4-N9	-6.82	121.91	126.00
1	BA	2595	G	C2-N3-C4	-6.82	108.49	111.90
1	AA	462	C	N1-C2-O2	-6.81	114.81	118.90
14	BQ	110	LEU	CA-CB-CG	6.80	130.95	115.30
1	AA	906	G	C6-C5-N7	6.79	134.48	130.40
1	AA	1786	A	C8-N9-C4	-6.79	103.09	105.80
1	BA	933	A	N3-C4-C5	-6.79	122.05	126.80
1	BA	2720	U	N1-C2-N3	6.79	118.97	114.90
1	AA	1786	A	C5-N7-C8	-6.78	100.51	103.90
31	DA	1025	U	C6-N1-C1'	-6.78	111.71	121.20
1	AA	446	G	N9-C4-C5	-6.77	102.69	105.40
1	AA	140	A	C6-C5-N7	-6.74	127.58	132.30
1	AA	676	A	C5-N7-C8	-6.74	100.53	103.90
1	BA	2499	C	C6-N1-C2	-6.74	117.61	120.30
1	BA	250	G	C6-C5-N7	-6.72	126.37	130.40
1	BA	103	A	N1-C6-N6	6.72	122.63	118.60
1	AA	1332	G	C6-C5-N7	-6.72	126.37	130.40
1	AA	83	G	C2-N3-C4	-6.71	108.54	111.90
1	BA	1332	G	C2-N3-C4	-6.71	108.54	111.90
1	BA	1786	A	C6-C5-N7	-6.71	127.60	132.30
26	A4	45	GLY	N-CA-C	-6.70	96.34	113.10
1	AA	83	G	N9-C4-C5	-6.70	102.72	105.40
1	AA	1977	A	C2-N3-C4	-6.70	107.25	110.60
1	AA	906	G	C4-C5-N7	-6.69	108.12	110.80
31	DA	1177	G	C5-C6-O6	6.67	132.60	128.60
1	BA	2287	A	N3-C4-N9	-6.67	122.06	127.40
1	BA	1143	A	C5-C6-N1	-6.67	114.37	117.70
1	AA	783	A	C5-C6-N6	-6.66	118.38	123.70
31	DA	1025	U	C2-N1-C1'	6.65	125.68	117.70
1	AA	676	A	C8-N9-C4	-6.63	103.15	105.80
1	AA	676	A	N7-C8-N9	6.63	117.12	113.80
1	AA	807	U	N1-C2-N3	6.63	118.88	114.90
1	BA	1899	G	C2-N3-C4	-6.63	108.59	111.90
1	AA	201	C	C2-N3-C4	-6.63	116.59	119.90
31	DA	300	A	N1-C6-N6	6.62	122.57	118.60
1	AA	729	G	C8-N9-C4	-6.62	103.75	106.40
1	AA	103	A	N9-C4-C5	-6.61	103.16	105.80
1	BA	630	G	C2-N3-C4	-6.61	108.60	111.90
1	BA	1786	A	N7-C8-N9	6.60	117.10	113.80
1	BA	530	G	C2-N3-C4	-6.60	108.60	111.90

Continued on next page...

Continued from previous page...

Mol	Chain	Res	Type	Atoms	Z	Observed(°)	Ideal(°)
1	BA	2776	A	C8-N9-C4	-6.60	103.16	105.80
1	AA	2346	A	C2-N3-C4	-6.59	107.31	110.60
1	AA	2447	G	N3-C4-N9	6.58	129.95	126.00
1	AA	807	U	N1-C2-O2	-6.58	118.19	122.80
1	AA	1786	A	C6-C5-N7	-6.57	127.70	132.30
1	AA	383	U	N1-C2-O2	6.56	127.39	122.80
1	BA	2053	G	N1-C6-O6	6.55	123.83	119.90
31	DA	993	G	C8-N9-C1'	-6.55	118.48	127.00
1	AA	1332	G	C5-N7-C8	-6.55	101.03	104.30
1	BA	906	G	C5-C6-O6	6.54	132.53	128.60
1	BA	1786	A	C2-N3-C4	-6.54	107.33	110.60
1	BA	2544	G	N1-C6-O6	6.54	123.82	119.90
1	AA	1496	A	C8-N9-C4	-6.53	103.19	105.80
1	BA	74	A	C2-N3-C4	-6.52	107.34	110.60
31	CA	97	U	N1-C2-O2	6.52	127.36	122.80
1	AA	2606	C	N1-C2-O2	-6.52	114.99	118.90
31	CA	1053	G	N3-C4-N9	-6.52	122.09	126.00
31	DA	993	G	C4-N9-C1'	6.50	134.94	126.50
1	AA	2713	A	C2-N3-C4	-6.48	107.36	110.60
1	AA	2287	A	C5-N7-C8	-6.48	100.66	103.90
1	BA	2617	C	C6-N1-C2	6.46	122.89	120.30
1	BA	1332	G	N3-C4-N9	-6.46	122.12	126.00
1	AA	1312	U	C5-C4-O4	6.46	129.77	125.90
1	AA	1786	A	N1-C6-N6	6.45	122.47	118.60
1	AA	1899	G	C4-N9-C1'	-6.45	118.11	126.50
1	AA	1142(A)	A	C4-C5-N7	6.45	113.92	110.70
1	AA	2544	G	N1-C6-O6	6.45	123.77	119.90
31	CA	1025	U	C6-N1-C1'	-6.45	112.17	121.20
1	AA	1332	G	N1-C6-O6	6.45	123.77	119.90
31	DA	1036	G	C6-C5-N7	6.44	134.26	130.40
2	AB	24	G	N3-C4-C5	-6.43	125.38	128.60
1	AA	2586	C	N1-C2-O2	-6.43	115.04	118.90
31	DA	270	A	C5-N7-C8	-6.41	100.70	103.90
1	BA	2062	A	N1-C6-N6	6.40	122.44	118.60
52	DB	85	C	C2-N1-C1'	6.39	125.83	118.80
1	AA	893	C	C2-N1-C1'	6.38	125.82	118.80
1	AA	807	U	C5-C4-O4	-6.37	122.08	125.90
1	AA	1799	G	N3-C4-C5	-6.37	125.41	128.60
31	CA	1036	G	N9-C4-C5	6.37	107.95	105.40
1	AA	1914	C	C6-N1-C2	-6.37	117.75	120.30
1	BA	2595	G	C8-N9-C4	6.37	108.95	106.40
1	BA	1143	A	C8-N9-C4	-6.36	103.25	105.80

Continued on next page...

Continued from previous page...

Mol	Chain	Res	Type	Atoms	Z	Observed(°)	Ideal(°)
1	BA	1786	A	C4-C5-N7	6.34	113.87	110.70
1	AA	1022	G	C8-N9-C4	-6.34	103.86	106.40
1	AA	1332	G	N3-C4-C5	6.34	131.77	128.60
1	BA	2447	G	C6-C5-N7	-6.33	126.60	130.40
2	AB	81	G	C6-N1-C2	-6.33	121.31	125.10
1	BA	748	G	C4-N9-C1'	-6.32	118.28	126.50
31	DA	1495	U	C2-N1-C1'	6.32	125.28	117.70
1	AA	446	G	C6-C5-N7	-6.32	126.61	130.40
31	CA	1025	U	N3-C4-C5	6.32	118.39	114.60
31	CA	1195	C	C6-N1-C2	-6.31	117.78	120.30
31	CA	1177	G	C6-C5-N7	6.31	134.18	130.40
1	AA	1340	U	N1-C2-O2	-6.30	118.39	122.80
1	AA	1204	A	C2-N3-C4	-6.29	107.46	110.60
31	DA	993	G	N9-C4-C5	-6.28	102.89	105.40
1	AA	528	A	C2-N3-C4	-6.27	107.46	110.60
1	BA	774	A	N3-C4-C5	6.26	131.18	126.80
1	BA	2392	A	C2-N3-C4	-6.26	107.47	110.60
1	BA	140	A	C8-N9-C4	-6.25	103.30	105.80
1	AA	871	U	C5-C4-O4	-6.25	122.15	125.90
31	CA	1465	C	C5-C4-N4	-6.24	115.83	120.20
1	AA	568	U	N3-C2-O2	6.24	126.57	122.20
1	AA	1678	G	C5-N7-C8	-6.24	101.18	104.30
1	AA	2377	A	C8-N9-C4	6.24	108.30	105.80
1	AA	1653	G	N3-C4-C5	-6.23	125.48	128.60
1	BA	783	A	C4-C5-N7	6.23	113.81	110.70
31	CA	1468	A	N1-C6-N6	6.22	122.33	118.60
1	AA	800	A	N1-C6-N6	-6.21	114.87	118.60
1	AA	784	A	N9-C4-C5	6.21	108.28	105.80
31	DA	1499	A	C8-N9-C4	6.20	108.28	105.80
1	AA	1332	G	C4-C5-N7	6.18	113.27	110.80
1	AA	140	A	C4-C5-N7	6.18	113.79	110.70
1	AA	127	A	N1-C6-N6	6.17	122.30	118.60
31	DA	993	G	N3-C2-N2	6.17	124.22	119.90
1	BA	2430	A	N1-C6-N6	6.17	122.30	118.60
1	AA	825	C	N1-C2-O2	-6.17	115.20	118.90
1	BA	1992	G	N3-C4-C5	-6.16	125.52	128.60
53	CD	18	C	C2-N1-C1'	6.15	125.57	118.80
1	BA	676	A	C8-N9-C4	-6.15	103.34	105.80
31	CA	1054	C	C5-C6-N1	6.15	124.07	121.00
1	BA	2451	A	C8-N9-C4	-6.14	103.34	105.80
1	AA	800	A	C5-C6-N6	6.13	128.61	123.70
1	BA	1143	A	N1-C2-N3	6.13	132.37	129.30

Continued on next page...

Continued from previous page...

Mol	Chain	Res	Type	Atoms	Z	Observed(°)	Ideal(°)
31	CA	1242	C	C6-N1-C2	6.13	122.75	120.30
1	AA	791	C	C6-N1-C2	6.13	122.75	120.30
31	CA	1332	A	N1-C6-N6	6.12	122.28	118.60
1	AA	446	G	C4-C5-N7	6.12	113.25	110.80
1	BA	1496	A	N7-C8-N9	6.11	116.86	113.80
31	CA	1465	C	N3-C4-C5	6.11	124.34	121.90
1	AA	728	G	C8-N9-C4	6.11	108.84	106.40
1	AA	1496	A	N7-C8-N9	6.10	116.85	113.80
1	BA	103	A	N9-C4-C5	-6.10	103.36	105.80
1	AA	673	C	C5-C4-N4	-6.09	115.93	120.20
1	BA	1602	U	C5-C6-N1	-6.09	119.65	122.70
1	AA	2375	G	C8-N9-C4	6.09	108.83	106.40
31	DA	449	C	C6-N1-C2	-6.08	117.87	120.30
31	CA	910	C	C6-N1-C2	6.08	122.73	120.30
1	AA	929	G	N1-C6-O6	6.08	123.55	119.90
1	BA	2503	A	C8-N9-C4	-6.08	103.37	105.80
1	AA	679	C	N1-C2-O2	-6.07	115.26	118.90
31	DA	1036	G	C8-N9-C1'	6.07	134.89	127.00
1	AA	465	G	C5-C6-O6	6.07	132.24	128.60
1	BA	250	G	N3-C4-C5	-6.07	125.57	128.60
1	AA	467	G	C4-C5-N7	-6.07	108.37	110.80
2	BB	81	G	C6-C5-N7	-6.06	126.76	130.40
31	CA	320	C	C2-N1-C1'	-6.06	112.14	118.80
1	AA	2392	A	C2-N3-C4	-6.05	107.57	110.60
1	AA	917	A	N1-C6-N6	6.05	122.23	118.60
31	DA	690	G	C4-C5-N7	6.04	113.22	110.80
1	AA	1314	C	C2-N1-C1'	6.04	125.44	118.80
1	AA	2451	A	C8-N9-C4	-6.04	103.39	105.80
1	AA	2447	G	C5-C6-N1	6.03	114.52	111.50
1	AA	142	G	C4-N9-C1'	-6.03	118.66	126.50
1	BA	676	A	N7-C8-N9	6.03	116.81	113.80
31	CA	1025	U	N3-C4-O4	6.03	123.62	119.40
1	AA	1962	C	N3-C2-O2	-6.02	117.69	121.90
1	AA	1962	C	C2-N1-C1'	6.02	125.42	118.80
1	BA	1312	U	C5-C4-O4	6.02	129.51	125.90
1	AA	74	A	C5-C6-N1	-6.02	114.69	117.70
21	AV	59	LEU	CA-CB-CG	6.02	129.14	115.30
1	BA	530	G	N9-C4-C5	-6.02	102.99	105.40
1	BA	1602	U	C2-N1-C1'	-6.01	110.48	117.70
1	AA	564	C	N1-C2-O2	-6.01	115.30	118.90
1	BA	140	A	N7-C8-N9	6.00	116.80	113.80
1	BA	2081	C	C6-N1-C2	6.00	122.70	120.30

Continued on next page...

Continued from previous page...

Mol	Chain	Res	Type	Atoms	Z	Observed(°)	Ideal(°)
31	DA	121	C	N1-C2-O2	5.99	122.50	118.90
31	DA	108	G	C4-N9-C1'	5.99	134.29	126.50
1	BA	748	G	C8-N9-C1'	5.99	134.78	127.00
31	DA	901	A	N1-C6-N6	5.99	122.19	118.60
1	BA	807	U	C5-C4-O4	-5.98	122.31	125.90
1	AA	103	A	C8-N9-C1'	-5.98	116.94	127.70
1	BA	226	G	N3-C2-N2	-5.98	115.71	119.90
31	DA	270	A	N1-C6-N6	5.97	122.18	118.60
1	AA	1790	C	C6-N1-C2	5.97	122.69	120.30
1	AA	673	C	N1-C2-O2	-5.96	115.32	118.90
1	AA	138	G	C8-N9-C4	-5.96	104.02	106.40
1	BA	933	A	C5-N7-C8	-5.96	100.92	103.90
1	AA	2451	A	C5-N7-C8	-5.95	100.92	103.90
1	BA	2447	G	N3-C4-C5	-5.95	125.63	128.60
1	AA	2540	C	C6-N1-C2	5.94	122.68	120.30
1	BA	2681	C	N3-C4-N4	-5.94	113.84	118.00
31	DA	993	G	C6-C5-N7	-5.94	126.84	130.40
31	CA	1336	C	C2-N1-C1'	5.93	125.32	118.80
1	AA	1210	A	C6-C5-N7	-5.92	128.15	132.30
31	DA	1530	G	C4-N9-C1'	-5.92	118.80	126.50
1	AA	1950	G	C2-N3-C4	-5.91	108.94	111.90
1	BA	226	G	N3-C4-N9	-5.91	122.45	126.00
1	AA	774	A	N3-C4-C5	5.91	130.94	126.80
1	AA	71	A	C5-N7-C8	-5.91	100.95	103.90
1	AA	1937	A	C5-C6-N6	5.90	128.42	123.70
1	BA	2447	G	C4-C5-C6	5.90	122.34	118.80
1	AA	2584	U	N3-C2-O2	-5.89	118.08	122.20
1	BA	1142(A)	A	C5-N7-C8	-5.88	100.96	103.90
1	AA	780	G	C5-C6-O6	-5.88	125.07	128.60
1	AA	2430	A	C5-C6-N1	-5.88	114.76	117.70
1	AA	1964	G	N9-C4-C5	-5.88	103.05	105.40
1	AA	2344	U	C2-N3-C4	-5.87	123.48	127.00
1	AA	774	A	N3-C4-N9	-5.87	122.70	127.40
1	BA	2282	G	C8-N9-C4	-5.86	104.05	106.40
1	AA	146	G	N3-C4-C5	5.86	131.53	128.60
31	DA	108	G	C4-C5-N7	5.86	113.14	110.80
1	AA	140	A	C5-C6-N6	-5.85	119.02	123.70
1	AA	1210	A	N1-C6-N6	5.85	122.11	118.60
1	AA	1340	U	C2-N3-C4	-5.85	123.49	127.00
1	BA	676	A	C5-N7-C8	-5.85	100.98	103.90
1	AA	679	C	N3-C2-O2	5.83	125.98	121.90
1	AA	1678	G	C6-C5-N7	-5.83	126.90	130.40

Continued on next page...

Continued from previous page...

Mol	Chain	Res	Type	Atoms	Z	Observed(°)	Ideal(°)
1	BA	1602	U	C5-C4-O4	-5.83	122.40	125.90
1	AA	1653	G	N3-C4-N9	5.82	129.49	126.00
31	CA	97	U	N3-C2-O2	-5.82	118.13	122.20
1	BA	565	C	C5-C4-N4	-5.82	116.13	120.20
1	AA	194	G	C8-N9-C4	5.81	108.72	106.40
42	CO	85	GLY	N-CA-C	-5.81	98.58	113.10
1	AA	1698	A	N3-C4-N9	-5.80	122.76	127.40
1	AA	2287	A	N3-C4-C5	5.80	130.86	126.80
1	AA	2199	A	C4-C5-C6	5.80	119.90	117.00
1	AA	2598	A	N9-C4-C5	-5.80	103.48	105.80
1	BA	1204	A	C2-N3-C4	-5.79	107.70	110.60
40	CM	86	MET	N-CA-C	-5.79	95.36	111.00
31	DA	108	G	C8-N9-C1'	-5.79	119.47	127.00
31	DA	383	A	N1-C6-N6	5.79	122.08	118.60
1	BA	630	G	N9-C4-C5	-5.79	103.08	105.40
1	BA	633	A	C4-C5-C6	5.79	119.89	117.00
31	DA	1465	C	C2-N3-C4	-5.79	117.01	119.90
1	BA	1278	A	C8-N9-C4	5.78	108.11	105.80
1	BA	1950	G	C5-N7-C8	-5.78	101.41	104.30
1	AA	1189	A	N1-C6-N6	5.78	122.07	118.60
1	BA	1963	U	C2-N1-C1'	5.78	124.63	117.70
31	DA	428	G	C4-N9-C1'	-5.77	119.00	126.50
1	BA	329	G	N1-C6-O6	-5.77	116.44	119.90
1	AA	2006	C	C6-N1-C2	5.77	122.61	120.30
31	DA	1025	U	N3-C4-O4	5.77	123.44	119.40
1	AA	1251	C	C6-N1-C2	5.77	122.61	120.30
31	DA	993	G	C4-C5-N7	5.76	113.10	110.80
53	CD	18	C	N1-C2-O2	5.75	122.35	118.90
1	AA	1678	G	C2-N3-C4	-5.75	109.03	111.90
1	BA	1340	U	C2-N3-C4	-5.74	123.56	127.00
1	AA	2447	G	N1-C6-O6	5.74	123.34	119.90
1	BA	1012	U	N1-C2-N3	5.74	118.34	114.90
1	BA	2595	G	C4-C5-N7	5.74	113.09	110.80
1	AA	2499	C	C2-N1-C1'	5.73	125.11	118.80
1	AA	871	U	C2-N3-C4	-5.72	123.57	127.00
1	AA	1572	A	C8-N9-C4	5.72	108.09	105.80
3	AD	28	GLU	N-CA-C	-5.72	95.56	111.00
31	CA	703	G	C4-N9-C1'	5.72	133.93	126.50
1	AA	2447	G	N3-C4-C5	-5.71	125.74	128.60
2	AB	95	U	C2-N1-C1'	-5.71	110.84	117.70
1	AA	252	G	N9-C4-C5	5.71	107.68	105.40
1	BA	84	A	C8-N9-C4	5.71	108.08	105.80

Continued on next page...

Continued from previous page...

Mol	Chain	Res	Type	Atoms	Z	Observed(°)	Ideal(°)
1	AA	446	G	N1-C6-O6	5.70	123.32	119.90
1	AA	1698	A	C5-N7-C8	-5.70	101.05	103.90
1	BA	1012	U	C5-C4-O4	-5.70	122.48	125.90
1	AA	845	G	N3-C4-C5	5.69	131.45	128.60
1	AA	633	A	N9-C4-C5	-5.69	103.52	105.80
1	AA	1021	A	C4-C5-N7	5.69	113.55	110.70
1	AA	784	A	C5-C6-N6	5.69	128.25	123.70
1	AA	462	C	C2-N1-C1'	-5.68	112.55	118.80
1	BA	1496	A	C8-N9-C4	-5.68	103.53	105.80
1	BA	1653	G	N3-C4-C5	-5.68	125.76	128.60
31	CA	511	C	C2-N1-C1'	-5.68	112.56	118.80
1	BA	748	G	C6-C5-N7	5.67	133.80	130.40
1	AA	2375	G	N9-C4-C5	-5.66	103.14	105.40
31	CA	1332	A	C6-C5-N7	-5.66	128.34	132.30
1	AA	621	A	C5-N7-C8	-5.66	101.07	103.90
1	AA	807	U	N3-C4-O4	5.65	123.36	119.40
1	AA	955	C	C6-N1-C2	5.65	122.56	120.30
31	DA	428	G	C8-N9-C1'	5.65	134.35	127.00
1	AA	194	G	N3-C4-C5	5.65	131.42	128.60
1	BA	633	A	C5-C6-N1	-5.65	114.88	117.70
31	DA	1177	G	C6-C5-N7	5.64	133.79	130.40
1	BA	780	G	C2-N3-C4	5.63	114.72	111.90
31	CA	690	G	C6-C5-N7	-5.63	127.02	130.40
1	BA	1899	G	C6-C5-N7	5.63	133.78	130.40
1	AA	1141	U	N1-C2-N3	5.62	118.27	114.90
1	AA	691	C	C6-N1-C2	5.62	122.55	120.30
1	AA	783	A	C8-N9-C4	-5.62	103.55	105.80
8	AK	12	LEU	CA-CB-CG	5.62	128.22	115.30
1	BA	52	A	N1-C6-N6	5.62	121.97	118.60
1	AA	893	C	C6-N1-C1'	-5.61	114.06	120.80
31	DA	690	G	N1-C6-O6	5.61	123.27	119.90
31	CA	530	G	C8-N9-C1'	-5.61	119.71	127.00
1	BA	2392	A	C5-C6-N1	-5.60	114.90	117.70
31	CA	892	A	N1-C6-N6	5.60	121.96	118.60
1	AA	810	U	C5-C4-O4	-5.60	122.54	125.90
1	AA	1312	U	N3-C4-C5	-5.60	111.24	114.60
1	AA	1340	U	C5-C4-O4	-5.60	122.54	125.90
1	AA	122	G	N3-C4-C5	5.60	131.40	128.60
1	BA	1204	A	N1-C6-N6	5.60	121.96	118.60
1	BA	2873	A	N1-C2-N3	5.59	132.10	129.30
1	AA	784	A	C6-C5-N7	5.59	136.22	132.30
1	AA	2506	U	C2-N1-C1'	5.58	124.39	117.70

Continued on next page...

Continued from previous page...

Mol	Chain	Res	Type	Atoms	Z	Observed(°)	Ideal(°)
1	AA	1689	A	N1-C6-N6	-5.58	115.25	118.60
1	BA	673	C	C2-N3-C4	-5.58	117.11	119.90
1	AA	141	A	C5-N7-C8	-5.57	101.11	103.90
1	AA	1950	G	C8-N9-C4	-5.57	104.17	106.40
1	AA	1674	G	C4-N9-C1'	5.57	133.74	126.50
1	AA	1971	A	N1-C6-N6	5.57	121.94	118.60
1	AA	2392	A	C8-N9-C4	-5.56	103.58	105.80
1	AA	676	A	N3-C4-N9	-5.55	122.96	127.40
1	AA	1992	G	N3-C4-C5	-5.55	125.83	128.60
1	BA	2451	A	N7-C8-N9	5.55	116.57	113.80
31	CA	1495	U	C2-N1-C1'	5.55	124.36	117.70
1	AA	1950	G	N7-C8-N9	5.54	115.87	113.10
1	AA	1962	C	C5-C6-N1	5.54	123.77	121.00
1	AA	1506	C	C2-N1-C1'	5.54	124.89	118.80
2	AB	95	U	C6-N1-C1'	5.53	128.95	121.20
1	AA	2287	A	N3-C4-N9	-5.53	122.98	127.40
1	BA	1612	C	C6-N1-C2	5.53	122.51	120.30
1	BA	2346	A	C2-N3-C4	-5.53	107.83	110.60
1	AA	467	G	N9-C4-C5	5.53	107.61	105.40
31	DA	690	G	C5-N7-C8	-5.53	101.53	104.30
1	AA	1366	A	N1-C6-N6	5.53	121.92	118.60
1	AA	122	G	C8-N9-C4	5.53	108.61	106.40
1	AA	774	A	N1-C2-N3	5.52	132.06	129.30
31	CA	690	G	N1-C6-O6	5.52	123.21	119.90
31	DA	1436	U	C2-N3-C4	-5.52	123.69	127.00
1	AA	123	G	N3-C4-C5	5.51	131.36	128.60
1	AA	1763	G	C8-N9-C4	5.51	108.61	106.40
1	BA	847	U	N1-C2-O2	-5.51	118.94	122.80
1	BA	2430	A	N1-C2-N3	5.51	132.06	129.30
1	BA	2062	A	C5-C6-N6	-5.51	119.29	123.70
31	CA	1502	A	C2-N3-C4	-5.51	107.84	110.60
1	AA	1021	A	N3-C4-N9	-5.51	122.99	127.40
1	AA	2490	G	N7-C8-N9	5.50	115.85	113.10
4	AE	132	HIS	N-CA-C	5.50	125.86	111.00
31	CA	1025	U	C2-N1-C1'	5.50	124.30	117.70
31	CA	1054	C	C6-N1-C1'	-5.50	114.20	120.80
1	BA	2713	A	C6-C5-N7	-5.49	128.46	132.30
1	AA	2490	G	C8-N9-C4	-5.49	104.20	106.40
1	BA	2720	U	N3-C4-C5	5.49	117.89	114.60
1	AA	2430	A	N3-C4-C5	5.48	130.63	126.80
1	BA	1968	G	N3-C4-C5	5.48	131.34	128.60
1	AA	2622	C	C6-N1-C2	5.47	122.49	120.30

Continued on next page...

Continued from previous page...

Mol	Chain	Res	Type	Atoms	Z	Observed(°)	Ideal(°)
2	AB	81	G	N1-C6-O6	5.47	123.18	119.90
1	BA	633	A	C6-C5-N7	-5.46	128.48	132.30
1	AA	1313	U	N3-C4-O4	5.45	123.22	119.40
1	AA	2829	C	C6-N1-C2	5.45	122.48	120.30
31	DA	690	G	C2-N3-C4	-5.45	109.17	111.90
1	AA	1066	U	C2-N1-C1'	5.45	124.24	117.70
1	AA	1674	G	C8-N9-C1'	-5.45	119.92	127.00
1	BA	780	G	N1-C6-O6	5.45	123.17	119.90
1	BA	1379	A	N1-C6-N6	5.45	121.87	118.60
31	CA	690	G	N7-C8-N9	5.45	115.82	113.10
1	AA	2259	G	N1-C6-O6	5.44	123.17	119.90
1	BA	2344	U	C2-N3-C4	-5.44	123.74	127.00
1	AA	630	G	N3-C4-C5	5.43	131.32	128.60
1	AA	1950	G	C5-N7-C8	-5.43	101.58	104.30
1	AA	2294	C	C2-N1-C1'	5.43	124.77	118.80
1	AA	2595	G	C4-C5-N7	5.43	112.97	110.80
1	AA	142	G	C8-N9-C1'	5.43	134.06	127.00
1	AA	1810	A	N1-C6-N6	5.43	121.86	118.60
1	BA	807	U	N1-C2-N3	5.42	118.16	114.90
1	BA	1256	G	C4-N9-C1'	5.42	133.55	126.50
1	AA	1786	A	N1-C2-N3	5.42	132.01	129.30
1	AA	210	C	C5-C6-N1	-5.42	118.29	121.00
2	AB	81	G	N9-C4-C5	-5.42	103.23	105.40
14	AQ	110	LEU	CA-CB-CG	5.41	127.75	115.30
1	AA	1627	G	C5-C6-N1	-5.41	108.80	111.50
31	CA	1336	C	N1-C2-O2	5.41	122.15	118.90
1	BA	676	A	C2-N3-C4	-5.41	107.90	110.60
1	BA	630	G	C8-N9-C4	5.40	108.56	106.40
1	AA	842	G	N9-C4-C5	-5.40	103.24	105.40
3	AD	111	LEU	CA-CB-CG	5.39	127.70	115.30
1	BA	2378	A	C6-C5-N7	-5.39	128.53	132.30
1	AA	110	G	C6-C5-N7	5.39	133.63	130.40
1	AA	271(B)	G	C4-N9-C1'	5.39	133.50	126.50
31	CA	1406	U	C2-N3-C4	-5.39	123.77	127.00
1	BA	389	G	C5-C6-O6	-5.38	125.37	128.60
1	AA	1799	G	C8-N9-C4	-5.38	104.25	106.40
1	AA	2434	A	N1-C6-N6	5.38	121.83	118.60
1	AA	2555	U	N1-C2-O2	-5.38	119.03	122.80
1	BA	2713	A	C2-N3-C4	-5.38	107.91	110.60
1	AA	455	C	C6-N1-C2	5.38	122.45	120.30
1	AA	1019	U	N1-C2-O2	-5.37	119.04	122.80
1	BA	2392	A	C8-N9-C4	-5.37	103.65	105.80

Continued on next page...

Continued from previous page...

Mol	Chain	Res	Type	Atoms	Z	Observed(°)	Ideal(°)
3	BD	238	GLY	N-CA-C	-5.37	99.68	113.10
1	BA	1011	G	C4-N9-C1'	-5.37	119.53	126.50
1	AA	1209	G	N1-C6-O6	5.36	123.12	119.90
31	DA	270	A	C4-C5-N7	5.36	113.38	110.70
1	AA	201	C	C5-C4-N4	-5.36	116.45	120.20
31	DA	893	C	C6-N1-C2	5.36	122.44	120.30
1	AA	1528	A	N7-C8-N9	5.36	116.48	113.80
1	BA	2081	C	N1-C2-O2	-5.36	115.69	118.90
1	AA	2253	G	C5-C6-O6	-5.35	125.39	128.60
1	AA	2588	G	N1-C2-N3	5.35	127.11	123.90
1	AA	1528	A	C8-N9-C4	-5.35	103.66	105.80
31	CA	690	G	C5-N7-C8	-5.35	101.63	104.30
1	AA	784	A	C4-C5-N7	-5.35	108.03	110.70
1	BA	1012	U	N3-C4-C5	5.35	117.81	114.60
1	AA	666	G	N3-C4-C5	5.34	131.27	128.60
1	AA	71	A	C2-N3-C4	-5.33	107.93	110.60
1	AA	1937	A	N9-C4-C5	5.33	107.93	105.80
1	AA	1899	G	N3-C2-N2	-5.33	116.17	119.90
1	BA	2432	A	N1-C6-N6	5.33	121.80	118.60
1	BA	83	G	C2-N3-C4	-5.33	109.24	111.90
1	BA	1427	A	C8-N9-C4	-5.33	103.67	105.80
1	BA	530	G	C5-C6-O6	-5.33	125.40	128.60
1	BA	748	G	N1-C6-O6	-5.33	116.70	119.90
1	BA	2196	C	N1-C2-O2	-5.32	115.71	118.90
31	DA	31	G	C4-N9-C1'	5.32	133.41	126.50
1	AA	126	A	N9-C4-C5	5.31	107.92	105.80
1	AA	1142(A)	A	N3-C4-C5	5.31	130.52	126.80
1	BA	2609	U	C2-N1-C1'	-5.31	111.33	117.70
1	AA	802	A	C5-C6-N6	-5.31	119.45	123.70
1	AA	2065	C	C6-N1-C2	5.31	122.42	120.30
1	BA	2598	A	N9-C4-C5	-5.31	103.68	105.80
1	AA	1141	U	C2-N3-C4	-5.31	123.82	127.00
1	BA	800	A	N1-C6-N6	-5.31	115.42	118.60
1	BA	2713	A	C5-N7-C8	-5.31	101.25	103.90
1	BA	1695	G	C6-C5-N7	-5.30	127.22	130.40
1	BA	2502	G	C8-N9-C4	-5.30	104.28	106.40
2	BB	81	G	N1-C6-O6	5.30	123.08	119.90
31	CA	901	A	N1-C2-N3	5.30	131.95	129.30
1	BA	2062	A	N3-C4-N9	5.30	131.64	127.40
1	AA	1210	A	N7-C8-N9	5.30	116.45	113.80
1	BA	1064	C	C6-N1-C1'	5.30	127.16	120.80
1	AA	1614	A	C2-N3-C4	-5.29	107.95	110.60

Continued on next page...

Continued from previous page...

Mol	Chain	Res	Type	Atoms	Z	Observed(°)	Ideal(°)
1	AA	1616	A	C5-N7-C8	-5.29	101.25	103.90
31	DA	801	U	C2-N1-C1'	5.29	124.05	117.70
31	DA	428	G	N3-C4-N9	-5.29	122.83	126.00
1	AA	1521	G	C8-N9-C4	-5.29	104.28	106.40
13	A0	75	LEU	CA-CB-CG	5.29	127.47	115.30
1	AA	745	G	C5-C6-O6	-5.29	125.43	128.60
1	BA	1012	U	C5-C6-N1	-5.29	120.06	122.70
1	AA	195	A	N1-C6-N6	5.28	121.77	118.60
1	AA	793	A	C8-N9-C4	-5.28	103.69	105.80
1	AA	1653	G	C4-N9-C1'	5.28	133.36	126.50
31	DA	1465	C	C2-N1-C1'	5.28	124.61	118.80
1	BA	1210	A	C3'-C2'-C1'	5.28	105.72	101.50
11	AO	26	GLY	N-CA-C	-5.27	99.92	113.10
1	AA	2004	G	N3-C4-N9	-5.27	122.84	126.00
31	DA	913	A	C8-N9-C4	-5.27	103.69	105.80
1	BA	250	G	C4-N9-C1'	5.26	133.34	126.50
1	AA	1130	U	N3-C2-O2	-5.26	118.52	122.20
1	BA	783	A	C2-N3-C4	-5.26	107.97	110.60
1	BA	1342	A	C5-C6-N6	-5.26	119.49	123.70
1	BA	774	A	N3-C4-N9	-5.26	123.19	127.40
31	CA	299	G	C5-C6-N1	-5.25	108.87	111.50
31	CA	926	G	C8-N9-C4	-5.25	104.30	106.40
31	DA	328	C	C6-N1-C2	-5.25	118.20	120.30
1	AA	189	G	C8-N9-C4	5.24	108.50	106.40
1	BA	2053	G	C5-C6-O6	-5.24	125.46	128.60
31	CA	1158	C	C6-N1-C2	-5.24	118.20	120.30
1	BA	83	G	C6-C5-N7	-5.23	127.26	130.40
31	CA	299	G	C4-C5-N7	-5.23	108.71	110.80
1	AA	2447	G	C6-C5-N7	-5.23	127.26	130.40
31	CA	758	G	N3-C4-C5	5.23	131.22	128.60
1	BA	201	C	C6-N1-C2	5.23	122.39	120.30
52	CB	85	C	C2-N1-C1'	5.23	124.55	118.80
1	BA	786	C	C6-N1-C2	5.22	122.39	120.30
1	AA	265	A	C2-N3-C4	-5.22	107.99	110.60
1	AA	776	G	N9-C4-C5	5.22	107.49	105.40
1	AA	810	U	C6-N1-C2	5.22	124.13	121.00
1	AA	2331	G	C2-N3-C4	-5.22	109.29	111.90
1	BA	800	A	C5-C6-N6	5.22	127.88	123.70
1	AA	138	G	N7-C8-N9	5.21	115.71	113.10
31	CA	1495	U	C2-N3-C4	5.21	130.13	127.00
1	BA	597	U	N1-C2-O2	-5.21	119.15	122.80
1	AA	103	A	C4-C5-C6	5.20	119.60	117.00

Continued on next page...

Continued from previous page...

Mol	Chain	Res	Type	Atoms	Z	Observed(°)	Ideal(°)
1	AA	1036	G	C8-N9-C4	5.20	108.48	106.40
1	AA	2050	C	N1-C2-O2	-5.20	115.78	118.90
2	BB	81	G	N3-C4-N9	5.20	129.12	126.00
1	BA	74	A	C5-C6-N1	-5.19	115.10	117.70
1	AA	201	C	C5-C6-N1	-5.19	118.40	121.00
1	BA	1313	U	C5-C4-O4	-5.19	122.78	125.90
1	BA	330	A	C2-N3-C4	-5.19	108.00	110.60
1	BA	1725	G	N3-C4-N9	5.19	129.11	126.00
1	AA	1021	A	N1-C6-N6	5.19	121.71	118.60
1	AA	2056	G	C5-C6-O6	-5.18	125.49	128.60
1	BA	250	G	N1-C2-N2	-5.18	111.53	116.20
1	AA	409	C	N3-C2-O2	5.18	125.53	121.90
1	AA	2688	U	C5-C4-O4	5.18	129.01	125.90
1	AA	1955	U	C5-C6-N1	-5.17	120.11	122.70
1	BA	1653	G	C4-N9-C1'	5.17	133.22	126.50
1	AA	2083	G	N1-C6-O6	5.16	123.00	119.90
1	AA	2430	A	N1-C2-N3	5.16	131.88	129.30
1	AA	560	C	C6-N1-C2	5.16	122.36	120.30
3	AD	46	GLN	C-N-CA	5.16	133.13	122.30
31	DA	898	G	N3-C4-C5	5.16	131.18	128.60
1	AA	250	G	N3-C4-N9	5.15	129.09	126.00
1	AA	1261	C	C6-N1-C2	5.15	122.36	120.30
1	AA	633	A	C5-C6-N1	-5.15	115.12	117.70
1	BA	2287	A	C4-C5-N7	5.15	113.27	110.70
1	AA	2297	C	C2-N1-C1'	-5.15	113.14	118.80
1	BA	669	G	C3'-C2'-C1'	5.14	105.61	101.50
1	AA	103	A	C4-N9-C1'	5.14	135.55	126.30
1	AA	1209	G	C5-C6-O6	-5.14	125.52	128.60
31	DA	993	G	N1-C2-N2	-5.14	111.57	116.20
1	AA	286	C	C6-N1-C2	5.14	122.36	120.30
1	AA	1332	G	C5-C6-N1	-5.14	108.93	111.50
1	AA	2712	U	N1-C2-N3	5.14	117.98	114.90
1	BA	731	C	C6-N1-C2	5.14	122.36	120.30
31	DA	121	C	C2-N1-C1'	5.14	124.45	118.80
31	DA	266	G	N1-C6-O6	-5.14	116.82	119.90
1	AA	74	A	C5-N7-C8	-5.13	101.33	103.90
1	AA	1019	U	C2-N3-C4	-5.13	123.92	127.00
44	CQ	24	CYS	CA-CB-SG	5.13	123.24	114.00
31	DA	121	C	C6-N1-C1'	-5.13	114.64	120.80
1	AA	2283	C	N1-C2-O2	-5.13	115.82	118.90
1	AA	1915	U	N3-C2-O2	-5.13	118.61	122.20
1	AA	84	A	C8-N9-C4	5.13	107.85	105.80

Continued on next page...

Continued from previous page...

Mol	Chain	Res	Type	Atoms	Z	Observed(°)	Ideal(°)
1	AA	1607	C	C2-N1-C1'	5.12	124.44	118.80
1	AA	1612	C	N3-C2-O2	5.12	125.48	121.90
52	DB	85	C	N1-C2-O2	5.12	121.97	118.90
1	BA	2049	G	N3-C4-C5	5.12	131.16	128.60
2	BB	95	U	C6-N1-C1'	5.12	128.37	121.20
31	CA	190	G	C4-N9-C1'	5.12	133.15	126.50
1	AA	2344	U	N1-C2-O2	-5.12	119.22	122.80
1	BA	906	G	N1-C6-O6	-5.12	116.83	119.90
1	AA	1022	G	N9-C4-C5	5.11	107.44	105.40
1	AA	1790	C	N3-C4-C5	5.11	123.94	121.90
1	BA	1950	G	N7-C8-N9	5.11	115.65	113.10
31	CA	1025	U	C2-N3-C4	-5.11	123.94	127.00
1	BA	780	G	N1-C2-N2	5.11	120.80	116.20
1	AA	893	C	N1-C2-O2	5.11	121.96	118.90
1	BA	1655	A	N1-C6-N6	5.11	121.66	118.60
4	BE	61	ARG	C-N-CD	-5.10	109.38	120.60
1	AA	803	U	C5-C6-N1	-5.10	120.15	122.70
1	BA	1625	C	C2-N1-C1'	-5.10	113.19	118.80
1	BA	2447	G	N3-C2-N2	-5.10	116.33	119.90
31	CA	530	G	N3-C4-C5	-5.10	126.05	128.60
1	AA	681	G	C8-N9-C4	5.09	108.44	106.40
1	AA	683	C	C6-N1-C2	5.09	122.34	120.30
1	AA	1807	G	C2-N3-C4	-5.09	109.35	111.90
1	BA	2447	G	N1-C2-N3	5.09	126.96	123.90
1	BA	906	G	N9-C4-C5	5.09	107.44	105.40
1	AA	134	C	C6-N1-C2	5.09	122.34	120.30
2	AB	81	G	C5-C6-N1	5.09	114.05	111.50
1	AA	2499	C	C6-N1-C2	-5.09	118.27	120.30
1	AA	2083	G	C2-N3-C4	-5.09	109.36	111.90
1	AA	2609	U	C5-C6-N1	-5.09	120.16	122.70
33	DF	196	LEU	CA-CB-CG	5.09	127.00	115.30
31	DA	1200	C	N1-C2-O2	5.08	121.95	118.90
52	DB	85	C	C6-N1-C1'	-5.08	114.70	120.80
1	AA	2553	G	N1-C6-O6	-5.08	116.85	119.90
1	BA	2062	A	C8-N9-C1'	-5.08	118.55	127.70
1	BA	2440	C	C6-N1-C2	5.08	122.33	120.30
1	BA	2544	G	C6-C5-N7	-5.08	127.35	130.40
1	AA	2392	A	N7-C8-N9	5.08	116.34	113.80
1	BA	774	A	N1-C6-N6	5.08	121.65	118.60
31	DA	1406	U	C2-N3-C4	-5.08	123.95	127.00
1	BA	1340	U	C5-C4-O4	-5.08	122.86	125.90
1	AA	1195	G	N3-C2-N2	-5.07	116.35	119.90

Continued on next page...

Continued from previous page...

Mol	Chain	Res	Type	Atoms	Z	Observed(°)	Ideal(°)
1	AA	765	G	N1-C6-O6	5.07	122.94	119.90
1	BA	2713	A	C5-C6-N1	-5.07	115.17	117.70
1	BA	1201	C	C6-N1-C2	5.07	122.33	120.30
31	CA	690	G	C8-N9-C4	-5.06	104.38	106.40
1	AA	2378	A	N1-C6-N6	5.06	121.64	118.60
1	AA	933	A	C6-N1-C2	-5.06	115.56	118.60
53	DD	18	C	C2-N1-C1'	5.06	124.37	118.80
1	AA	122	G	C2-N3-C4	-5.06	109.37	111.90
1	AA	412	A	C8-N9-C4	5.06	107.82	105.80
1	AA	797	C	C6-N1-C2	5.06	122.32	120.30
1	AA	1699	G	N9-C4-C5	5.06	107.42	105.40
1	AA	2565	A	C8-N9-C4	5.05	107.82	105.80
1	AA	1249	U	C5-C6-N1	-5.05	120.17	122.70
1	AA	1783	A	N1-C6-N6	-5.05	115.57	118.60
1	AA	2211	G	C6-C5-N7	-5.05	127.37	130.40
31	DA	1498	U	C6-N1-C2	-5.05	117.97	121.00
2	AB	56	G	C4-N9-C1'	5.05	133.06	126.50
31	CA	23	C	C6-N1-C2	-5.04	118.28	120.30
1	AA	2277	G	N9-C4-C5	5.04	107.42	105.40
1	AA	2490	G	C5-N7-C8	-5.04	101.78	104.30
21	AV	86	VAL	CB-CA-C	-5.04	101.82	111.40
31	CA	73	G	C4-N9-C1'	5.04	133.05	126.50
31	DA	320	C	C6-N1-C2	5.04	122.32	120.30
1	BA	1842	G	C8-N9-C4	5.04	108.42	106.40
1	BA	2518	A	C2-N3-C4	-5.04	108.08	110.60
1	AA	729	G	N9-C4-C5	5.03	107.41	105.40
1	AA	2555	U	C2-N1-C1'	-5.03	111.66	117.70
1	BA	2622	C	C2-N1-C1'	-5.03	113.26	118.80
1	AA	1810	A	C5-C6-N6	-5.03	119.67	123.70
8	BK	102	SER	N-CA-C	-5.03	97.41	111.00
1	AA	790	C	N3-C2-O2	5.03	125.42	121.90
1	BA	1992	G	N3-C4-N9	5.03	129.02	126.00
1	AA	446	G	C2-N3-C4	-5.02	109.39	111.90
1	AA	2871	C	C6-N1-C2	5.02	122.31	120.30
1	BA	1332	G	N3-C4-C5	5.02	131.11	128.60
1	BA	1814	G	C8-N9-C4	-5.02	104.39	106.40
31	DA	1465	C	C5-C4-N4	-5.02	116.69	120.20
1	AA	1314	C	C6-N1-C1'	-5.01	114.78	120.80
1	BA	138	G	C4-N9-C1'	5.01	133.02	126.50
1	BA	1725	G	C4-N9-C1'	5.01	133.02	126.50
1	AA	391	G	C6-N1-C2	-5.01	122.09	125.10
1	BA	71	A	C5-N7-C8	-5.00	101.40	103.90

Continued on next page...

Continued from previous page...

Mol	Chain	Res	Type	Atoms	Z	Observed(°)	Ideal(°)
1	AA	630	G	C8-N9-C4	5.00	108.40	106.40
1	AA	1786	A	C4-C5-C6	5.00	119.50	117.00
31	CA	703	G	C8-N9-C1'	-5.00	120.50	127.00
31	CA	1436	U	C5-C4-O4	-5.00	122.90	125.90
1	AA	2458	G	C8-N9-C1'	-5.00	120.50	127.00
1	BA	729	G	C8-N9-C4	-5.00	104.40	106.40

There are no chirality outliers.

All (98) planarity outliers are listed below:

Mol	Chain	Res	Type	Group
16	A1	90	VAL	Peptide
16	A1	92	ARG	Peptide
17	A2	48	GLY	Peptide
22	A3	83	PRO	Peptide
22	A3	84	LEU	Peptide
26	A4	38	LYS	Peptide
26	A4	40	HIS	Peptide
26	A4	51	ASP	Peptide
27	A5	4	HIS	Peptide
27	A5	46	CYS	Peptide
27	A5	47	PRO	Peptide
28	A6	27	LYS	Peptide
30	A8	51	ALA	Peptide
30	A8	52	LYS	Peptide
3	AD	122	ASP	Peptide
3	AD	236	GLY	Peptide
3	AD	237	GLU	Peptide
3	AD	27	THR	Peptide
3	AD	28	GLU	Peptide
3	AD	47	GLY	Peptide
4	AE	131	ALA	Peptide
6	AG	13	GLU	Peptide
7	AH	153	LYS	Peptide
7	AH	7	LEU	Peptide
8	AK	10	GLU	Peptide
8	AK	104	GLN	Peptide
8	AK	116	LEU	Peptide
8	AK	134	PRO	Peptide
8	AK	82	ARG	Peptide
9	AM	96	GLU	Peptide
11	AO	115	LEU	Peptide

Continued on next page...

Continued from previous page...

Mol	Chain	Res	Type	Group
11	AO	26	GLY	Peptide
11	AO	36	LYS	Peptide
14	AQ	110	LEU	Peptide
14	AQ	89	ARG	Peptide
15	AR	115	ARG	Peptide
15	AR	3	ARG	Peptide
21	AV	160	GLY	Peptide
21	AV	5	LEU	Peptide
21	AV	63	ASP	Peptide
24	AW	15	LYS	Peptide
24	AW	17	SER	Peptide
13	B0	106	GLY	Peptide
26	B4	40	HIS	Peptide
27	B5	56	LYS	Peptide
28	B6	18	ARG	Peptide
3	BD	236	GLY	Peptide
3	BD	237	GLU	Peptide
3	BD	29	PRO	Peptide
4	BE	186	GLY	Peptide
4	BE	201	THR	Peptide
4	BE	203	LYS	Peptide
4	BE	61	ARG	Peptide
4	BE	65	GLY	Peptide
4	BE	88	GLY	Peptide
5	BF	123	LEU	Peptide
5	BF	2	LYS	Peptide
6	BG	13	GLU	Peptide
7	BH	124	GLU	Peptide
7	BH	125	VAL	Peptide
7	BH	152	ARG	Peptide
7	BH	155	SER	Peptide
8	BK	101	LEU	Peptide
8	BK	112	LYS	Peptide
8	BK	142	VAL	Peptide
8	BK	143	SER	Peptide
8	BK	82	ARG	Peptide
11	BO	115	LEU	Peptide
11	BO	139	LYS	Peptide
11	BO	36	LYS	Peptide
14	BQ	108	GLY	Peptide
14	BQ	109	GLY	Peptide
14	BQ	56	LEU	Peptide

Continued on next page...

Continued from previous page...

Mol	Chain	Res	Type	Group
20	BU	46	LYS	Peptide
20	BU	76	CYS	Peptide
21	BV	148	ASP	Peptide
21	BV	175	VAL	Peptide
21	BV	61	LEU	Peptide
24	BW	43	GLN	Peptide
32	CE	14	GLY	Peptide
32	CE	194	PRO	Peptide
32	CE	71	VAL	Peptide
33	CF	189	ALA	Peptide
38	CK	102	ARG	Peptide
40	CM	55	LYS	Peptide
42	CO	14	LYS	Peptide
42	CO	44	LYS	Peptide
44	CQ	13	THR	Peptide
45	CR	87	ILE	Peptide
32	DE	231	GLU	Peptide
32	DE	237	ALA	Peptide
32	DE	71	VAL	Peptide
32	DE	73	THR	Peptide
33	DF	47	LEU	Peptide
34	DG	13	ARG	Peptide
40	DM	56	HIS	Peptide
44	DQ	14	PRO	Peptide
50	DW	11	SER	Peptide

5.2 Too-close contacts [\(i\)](#)

In the following table, the Non-H and H(model) columns list the number of non-hydrogen atoms and hydrogen atoms in the chain respectively. The H(added) column lists the number of hydrogen atoms added and optimized by MolProbity. The Clashes column lists the number of clashes within the asymmetric unit, whereas Symm-Clashes lists symmetry related clashes.

Mol	Chain	Non-H	H(model)	H(added)	Clashes	Symm-Clashes
1	AA	62707	0	31613	2746	0
1	BA	62647	0	31583	2774	1
2	AB	2617	0	1328	105	0
2	BB	2617	0	1328	133	0
3	AD	2115	0	2195	263	0
3	BD	2115	0	2195	244	0
4	AE	1568	0	1634	288	0
4	BE	1568	0	1634	286	0

Continued on next page...

Continued from previous page...

Mol	Chain	Non-H	H(model)	H(added)	Clashes	Symm-Clashes
5	AF	1585	0	1632	143	0
5	BF	1627	0	1680	208	0
6	AG	1474	0	1535	200	0
6	BG	1474	0	1535	164	0
7	AH	1307	0	1382	158	0
7	BH	1307	0	1382	148	2
8	AK	1136	0	1223	128	0
8	BK	1136	0	1223	102	0
9	AM	1104	0	1180	139	0
9	BM	1104	0	1180	102	0
10	AN	933	0	996	53	0
10	BN	933	0	996	68	0
11	AO	1145	0	1228	245	0
11	BO	1145	0	1228	306	0
12	AP	1122	0	1179	208	0
12	BP	1122	0	1179	250	0
13	A0	968	0	1033	81	0
13	B0	960	0	1021	82	0
14	AQ	882	0	943	101	0
14	BQ	882	0	943	104	0
15	AR	1141	0	1202	128	0
15	BR	1141	0	1202	132	0
16	A1	964	0	1022	109	0
16	B1	964	0	1022	108	0
17	A2	779	0	852	98	1
17	B2	779	0	852	182	0
18	AS	900	0	964	86	0
18	BS	900	0	964	56	0
19	AT	725	0	778	60	0
19	BT	725	0	778	60	0
20	AU	785	0	878	95	0
20	BU	785	0	878	113	0
21	AV	1397	0	1430	140	0
21	BV	1428	0	1454	142	0
22	A3	607	0	628	66	0
22	B3	613	0	633	59	0
23	AZ	763	0	848	61	0
23	BZ	763	0	848	59	0
24	AW	558	0	610	47	0
24	BW	581	0	629	63	0
25	AX	469	0	518	36	0
25	BX	469	0	518	33	0

Continued on next page...

Continued from previous page...

Mol	Chain	Non-H	H(model)	H(added)	Clashes	Symm-Clashes
26	A4	533	0	522	78	0
26	B4	515	0	510	109	0
27	A5	459	0	480	78	1
27	B5	459	0	480	72	0
28	A6	389	0	404	90	0
28	B6	389	0	404	110	0
29	A7	430	0	480	28	0
29	B7	430	0	480	32	0
30	A8	488	0	560	105	0
30	B8	488	0	560	153	0
31	CA	32369	0	16339	1550	2
31	DA	32372	0	16338	1515	1
32	CE	1924	0	1975	186	0
32	DE	1924	0	1975	206	0
33	CF	1605	0	1668	123	0
33	DF	1612	0	1677	160	0
34	CG	1703	0	1764	180	0
34	DG	1703	0	1763	158	1
35	CH	1155	0	1213	81	0
35	DH	1155	0	1213	91	0
36	CI	843	0	857	59	1
36	DI	843	0	857	48	0
37	CJ	1257	0	1296	72	0
37	DJ	1257	0	1296	90	0
38	CK	1116	0	1177	100	0
38	DK	1116	0	1177	62	0
39	CL	1010	0	1037	111	0
39	DL	1010	0	1037	130	0
40	CM	801	0	849	86	0
40	DM	801	0	849	95	0
41	CN	885	0	904	76	0
41	DN	885	0	904	45	0
42	CO	975	0	1062	63	0
42	DO	975	0	1062	89	0
43	CP	928	0	987	77	0
43	DP	933	0	992	108	0
44	CQ	492	0	529	55	0
44	DQ	492	0	529	56	0
45	CR	734	0	771	55	0
45	DR	734	0	771	44	0
46	CS	705	0	725	63	0
46	DS	705	0	725	45	0

Continued on next page...

Continued from previous page...

Mol	Chain	Non-H	H(model)	H(added)	Clashes	Symm-Clashes
47	CT	834	0	904	79	0
47	DT	834	0	904	44	0
48	CU	591	0	662	31	0
48	DU	591	0	662	43	0
49	CV	624	0	636	74	0
49	DV	624	0	636	100	0
50	CW	763	0	861	76	0
50	DW	763	0	861	71	0
51	CX	217	0	234	20	0
51	DX	217	0	234	28	0
52	CB	1861	0	938	84	0
52	DB	1861	0	938	82	0
53	CC	1643	0	837	69	0
53	CD	1643	0	837	98	0
53	DC	1643	0	837	78	0
53	DD	1643	0	837	111	0
54	C1	205	0	103	9	0
54	D1	205	0	103	9	0
55	A0	1	0	0	0	0
55	A1	1	0	0	0	0
55	A2	1	0	0	0	0
55	A3	1	0	0	0	0
55	A5	2	0	0	0	0
55	A6	1	0	0	0	0
55	A7	2	0	0	0	0
55	AA	626	0	0	0	0
55	AB	17	0	0	0	0
55	AD	1	0	0	0	0
55	AE	4	0	0	0	0
55	AF	3	0	0	0	0
55	AO	3	0	0	0	0
55	AU	1	0	0	0	0
55	AZ	1	0	0	0	0
55	B1	1	0	0	0	0
55	B3	1	0	0	0	0
55	B5	1	0	0	0	0
55	BA	528	0	0	0	0
55	BB	15	0	0	0	0
55	BD	1	0	0	0	0
55	BE	3	0	0	0	0
55	BP	1	0	0	0	0
55	BR	2	0	0	0	0

Continued on next page...

Continued from previous page...

Mol	Chain	Non-H	H(model)	H(added)	Clashes	Symm-Clashes
55	C1	1	0	0	0	0
55	CA	240	0	0	0	0
55	CB	5	0	0	0	0
55	CC	7	0	0	0	0
55	CD	1	0	0	0	0
55	CG	2	0	0	0	0
55	CN	2	0	0	0	0
55	CQ	2	0	0	0	0
55	CT	1	0	0	0	0
55	DA	204	0	0	0	0
55	DB	2	0	0	0	0
55	DC	8	0	0	0	0
55	DG	2	0	0	0	0
55	DH	1	0	0	0	0
55	DS	1	0	0	0	0
56	CA	42	0	45	4	0
56	DA	42	0	45	5	0
57	CG	1	0	0	0	0
57	CQ	1	0	0	0	0
57	DG	1	0	0	0	0
57	DQ	1	0	0	0	0
All	All	299682	0	201028	17558	5

The all-atom clashscore is defined as the number of clashes found per 1000 atoms (including hydrogen atoms). The all-atom clashscore for this structure is 35.

All (17558) close contacts within the same asymmetric unit are listed below, sorted by their clash magnitude.

Atom-1	Atom-2	Interatomic distance (Å)	Clash overlap (Å)
11:BO:62:LEU:CD1	30:B8:30:ARG:HH11	1.03	1.63
11:BO:71:VAL:CG1	11:BO:72:PRO:HD3	1.32	1.59
4:AE:23:VAL:HG12	4:AE:185:LYS:CA	1.33	1.59
1:BA:2015:A:C1'	27:B5:2:ALA:HA	1.42	1.48
4:BE:51:PHE:CG	4:BE:52:LEU:HB3	1.45	1.47
30:B8:22:VAL:CB	30:B8:50:LEU:HD23	1.46	1.44
12:AP:24:GLY:HA3	12:AP:25:ASP:CB	1.41	1.43
27:B5:4:HIS:HB3	27:B5:5:PRO:CD	1.47	1.42
1:BA:2015:A:H1'	27:B5:2:ALA:CA	1.49	1.42
1:AA:2015:A:H1'	27:A5:2:ALA:CA	1.46	1.42
1:BA:1225:C:O3'	17:B2:85:LYS:CB	1.67	1.41
1:AA:1056:G:N2	1:AA:1103:A:H62	1.02	1.40

Continued on next page...

Continued from previous page...

Atom-1	Atom-2	Interatomic distance (Å)	Clash overlap (Å)
17:B2:76:LYS:HB2	17:B2:80:GLN:CB	1.49	1.39
1:BA:1226:G:P	17:B2:85:LYS:HB2	1.62	1.39
12:AP:79:LEU:CD2	12:AP:80:GLU:HG2	1.50	1.39
17:B2:71:LEU:H	17:B2:86:GLY:CA	1.34	1.39
1:AA:2015:A:C1'	27:A5:2:ALA:HA	1.54	1.38
1:BA:226:G:N2	1:BA:228:A:N6	1.72	1.37
12:BP:24:GLY:HA3	12:BP:25:ASP:CB	1.41	1.36
17:B2:76:LYS:CB	17:B2:80:GLN:HB2	1.54	1.36
11:AO:61:ARG:HB2	11:AO:61:ARG:NH2	1.39	1.35
1:BA:226:G:H21	1:BA:228:A:N6	0.86	1.35
11:BO:61:ARG:HB2	11:BO:61:ARG:NH2	1.39	1.35
3:AD:35:LYS:HD2	3:AD:104:TYR:CD1	1.61	1.34
1:AA:2811:G:OP1	4:AE:61:ARG:CD	1.73	1.34
11:BO:62:LEU:CD1	30:B8:30:ARG:NH1	1.88	1.34
1:BA:226:G:N2	1:BA:228:A:H61	1.21	1.34
1:AA:2467:C:O2	12:AP:124:LYS:NZ	1.63	1.31
30:B8:22:VAL:HB	30:B8:50:LEU:CD2	1.58	1.31
12:AP:79:LEU:HD23	12:AP:80:GLU:N	1.46	1.30
4:BE:39:PRO:HD3	4:BE:45:THR:OG1	1.23	1.28
4:BE:51:PHE:CE1	4:BE:52:LEU:HG	1.66	1.28
1:BA:2681:C:C5	1:BA:2725:A:N6	2.00	1.27
1:AA:2811:G:OP1	4:AE:61:ARG:HD3	1.29	1.27
34:CG:12:CYS:SG	34:CG:19:LEU:CD2	2.23	1.26
4:AE:23:VAL:CG1	4:AE:185:LYS:CA	2.13	1.26
1:BA:1225:C:O3'	17:B2:85:LYS:HB2	1.13	1.26
12:BP:2:LEU:O	12:BP:70:PRO:HG2	1.30	1.26
11:BO:71:VAL:HG13	11:BO:72:PRO:CD	1.66	1.25
4:BE:37:ARG:HD3	4:BE:44:TYR:OH	1.08	1.25
1:BA:847:U:C4	1:BA:933:A:N6	2.03	1.25
11:BO:64:LYS:HB3	30:B8:25:MET:CG	1.68	1.24
27:B5:3:LYS:HE3	27:B5:3:LYS:CA	1.66	1.24
14:BQ:27:SER:HA	14:BQ:88:ASP:CB	1.66	1.24
1:BA:9:U:N3	1:BA:2629:A:N6	1.84	1.24
4:AE:23:VAL:CG1	4:AE:185:LYS:HA	1.68	1.24
28:A6:44:ARG:O	28:A6:45:LYS:HD2	1.09	1.24
1:BA:882:G:H1	1:BA:894:C:N4	1.35	1.23
1:AA:1056:G:N2	1:AA:1103:A:N6	1.86	1.23
12:AP:79:LEU:HD22	12:AP:80:GLU:CG	1.68	1.23
4:AE:23:VAL:CG1	4:AE:185:LYS:HB3	1.69	1.22
11:AO:64:LYS:CB	30:A8:25:MET:HG3	1.67	1.22
4:AE:23:VAL:HB	4:AE:184:VAL:O	1.37	1.22

Continued on next page...

Continued from previous page...

Atom-1	Atom-2	Interatomic distance (Å)	Clash overlap (Å)
12:BP:75:THR:HG21	12:BP:87:LYS:CE	1.67	1.22
3:BD:35:LYS:HD2	3:BD:104:TYR:CD1	1.75	1.22
4:BE:51:PHE:CD1	4:BE:52:LEU:HG	1.75	1.22
4:BE:51:PHE:CZ	4:BE:52:LEU:HD12	1.73	1.21
30:B8:51:ALA:C	30:B8:53:PRO:HD2	1.58	1.21
31:DA:1160:G:O6	31:DA:1181:G:O6	1.58	1.20
4:AE:3:GLY:CA	4:AE:81:ILE:HG13	1.72	1.20
1:AA:1899:G:H22	1:AA:1902:C:N4	1.40	1.20
1:BA:1899:G:H22	1:BA:1902:C:N4	1.38	1.19
1:AA:2309:A:C4	1:AA:2310:A:C8	2.30	1.19
1:AA:49:A:N7	1:AA:120:U:C5	2.10	1.19
4:AE:23:VAL:HG12	4:AE:185:LYS:N	1.55	1.19
12:BP:2:LEU:O	12:BP:70:PRO:CG	1.91	1.19
21:BV:175:VAL:HG22	21:BV:176:PRO:HD3	1.23	1.19
1:BA:847:U:C5	1:BA:933:A:N6	2.11	1.19
17:B2:71:LEU:N	17:B2:86:GLY:HA2	1.56	1.19
4:BE:37:ARG:CD	4:BE:44:TYR:OH	1.91	1.18
11:BO:101:VAL:HG23	11:BO:106:LEU:CD1	1.74	1.18
12:BP:26:TYR:CD1	12:BP:139:GLU:HG2	1.78	1.18
31:DA:448:A:OP2	31:DA:485:G:N2	1.73	1.18
31:DA:975:A:H4'	31:DA:976:G:H5''	1.20	1.18
1:BA:2571:C:H5'	1:BA:2572:A:H5''	1.25	1.18
4:AE:23:VAL:CB	4:AE:184:VAL:O	1.91	1.18
11:BO:64:LYS:CB	30:B8:25:MET:HG3	1.72	1.17
28:B6:45:LYS:HE3	28:B6:45:LYS:HA	1.21	1.17
4:AE:23:VAL:CG1	4:AE:185:LYS:CB	2.22	1.17
4:BE:51:PHE:CD1	4:BE:52:LEU:HB3	1.78	1.17
28:B6:48:VAL:CG1	28:B6:49:HIS:H	1.56	1.16
7:BH:127:GLU:HG2	7:BH:128:PRO:HD2	1.28	1.16
1:AA:811:U:H2'	11:AO:21:ARG:O	1.42	1.16
11:AO:15:ARG:HG2	11:AO:15:ARG:HH11	1.10	1.16
11:AO:65:ARG:HH11	11:AO:65:ARG:HG3	1.07	1.16
45:CR:87:ILE:HG22	45:CR:88:ARG:H	1.11	1.15
4:AE:79:ARG:HA	4:AE:79:ARG:NE	1.47	1.15
30:B8:22:VAL:CB	30:B8:50:LEU:CD2	2.17	1.15
11:AO:47:ASP:OD1	11:AO:50:ARG:NH2	1.79	1.15
1:AA:2811:G:OP1	4:AE:61:ARG:CG	1.93	1.15
27:B5:4:HIS:HB3	27:B5:5:PRO:HD3	1.16	1.15
29:A7:8:ASN:ND2	29:A7:11:LYS:H	1.43	1.15
28:B6:48:VAL:HG13	28:B6:49:HIS:N	1.55	1.14
12:BP:64:ILE:HA	12:BP:106:VAL:HG12	1.27	1.14

Continued on next page...

Continued from previous page...

Atom-1	Atom-2	Interatomic distance (Å)	Clash overlap (Å)
1:AA:2309:A:C5	1:AA:2310:A:N7	2.14	1.14
2:AB:15:A:H5'	2:AB:16:G:C8	1.81	1.14
28:A6:44:ARG:O	28:A6:45:LYS:CD	1.96	1.14
1:AA:631:A:OP2	30:A8:46:ARG:NH2	1.80	1.14
12:AP:79:LEU:O	12:AP:81:VAL:HG13	1.47	1.13
11:AO:71:VAL:CG1	11:AO:72:PRO:HD3	1.78	1.13
14:AQ:88:ASP:O	14:AQ:89:ARG:HB3	1.44	1.13
24:AW:4:SER:HB2	24:AW:5:GLU:OE2	1.47	1.13
11:BO:19:VAL:CG2	11:BO:27:HIS:HB3	1.79	1.13
17:B2:77:ALA:O	17:B2:78:LYS:HD3	1.48	1.13
1:BA:586:A:C5'	5:BF:89:VAL:HG21	1.77	1.13
1:AA:2309:A:C4	1:AA:2310:A:H8	1.64	1.13
11:BO:62:LEU:HD12	30:B8:30:ARG:NH1	1.51	1.13
4:AE:3:GLY:HA3	4:AE:81:ILE:CG1	1.78	1.12
4:BE:51:PHE:CD1	4:BE:52:LEU:CB	2.32	1.12
12:BP:66:ILE:HG13	12:BP:67:ARG:N	1.60	1.12
4:AE:23:VAL:HG13	4:AE:185:LYS:HB3	1.31	1.12
11:BO:71:VAL:CG1	11:BO:72:PRO:CD	2.21	1.12
27:B5:4:HIS:O	27:B5:6:VAL:HG23	1.47	1.12
11:BO:62:LEU:HD11	30:B8:30:ARG:HH11	1.02	1.12
3:AD:35:LYS:NZ	3:AD:104:TYR:HB2	1.63	1.12
53:DC:17:C:H3'	53:DC:18:C:H5''	1.20	1.12
3:BD:35:LYS:HE2	3:BD:104:TYR:HB2	1.24	1.11
31:CA:1053:G:H5'	31:CA:1054:C:H5'	1.23	1.11
6:AG:73:ALA:HB2	6:AG:82:LEU:HD21	1.15	1.11
4:BE:51:PHE:CD1	4:BE:52:LEU:CG	2.32	1.11
4:AE:22:PRO:O	4:AE:23:VAL:HG13	1.48	1.11
30:B8:33:ASN:H	30:B8:36:LYS:HE2	0.99	1.11
12:AP:64:ILE:HG22	12:AP:65:PHE:N	1.61	1.11
31:DA:1004:A:H1'	31:DA:1036:G:N1	1.64	1.11
34:CG:12:CYS:SG	34:CG:19:LEU:HD22	1.89	1.11
4:BE:51:PHE:CE1	4:BE:52:LEU:CG	2.33	1.11
1:BA:2840:C:H5''	13:B0:53:HIS:HD2	1.10	1.10
12:BP:26:TYR:CD1	12:BP:139:GLU:CG	2.33	1.10
1:AA:2468:G:H4'	1:AA:2469:A:OP1	1.39	1.10
11:BO:62:LEU:CD1	30:B8:30:ARG:HD2	1.81	1.10
12:BP:66:ILE:CG1	12:BP:67:ARG:H	1.59	1.10
53:CC:17:C:H3'	53:CC:18:C:H5''	1.15	1.10
4:AE:23:VAL:HG12	4:AE:185:LYS:HA	1.14	1.10
12:AP:68:ILE:HD13	12:AP:103:MET:HG2	1.29	1.10
1:BA:1070:A:H5'	1:BA:1071:G:H5''	1.33	1.10

Continued on next page...

Continued from previous page...

Atom-1	Atom-2	Interatomic distance (Å)	Clash overlap (Å)
1:AA:2393:A:H5'	11:AO:62:LEU:HB3	1.34	1.10
14:BQ:27:SER:CA	14:BQ:88:ASP:HB2	1.81	1.10
4:BE:56:PRO:HB3	4:BE:57:LYS:CE	1.80	1.10
3:BD:44:ASN:HB3	3:BD:49:ILE:HA	1.24	1.10
4:BE:56:PRO:CA	4:BE:57:LYS:HD3	1.81	1.10
1:AA:2610:C:H4'	1:AA:2611:U:OP2	1.50	1.10
15:AR:74:ARG:HG2	15:AR:74:ARG:HH11	1.04	1.10
20:AU:79:CYS:SG	20:AU:80:GLY:N	2.23	1.10
2:BB:74:U:H2'	2:BB:75:G:H5''	1.13	1.10
4:BE:56:PRO:HG3	4:BE:57:LYS:NZ	1.66	1.10
4:AE:60:ASN:C	4:AE:61:ARG:HD2	1.70	1.09
5:BF:89:VAL:HG12	5:BF:90:PHE:H	1.05	1.09
15:AR:36:GLU:HG3	15:AR:41:ARG:HD2	1.28	1.09
27:B5:3:LYS:CE	27:B5:3:LYS:HA	1.82	1.09
42:DO:23:LYS:HE2	42:DO:23:LYS:H	1.17	1.09
14:AQ:106:ARG:HA	14:AQ:110:LEU:HD11	1.32	1.09
4:BE:56:PRO:HB3	4:BE:57:LYS:HE2	1.21	1.09
12:BP:24:GLY:CA	12:BP:25:ASP:CB	2.30	1.09
12:BP:27:VAL:HG13	12:BP:105:GLU:OE2	1.52	1.09
31:CA:1305:G:H22	31:CA:1331:G:H2'	1.02	1.09
11:BO:64:LYS:CD	30:B8:25:MET:SD	2.40	1.09
1:BA:389:G:H1	11:BO:71:VAL:HG12	1.14	1.09
31:DA:168:G:H2'	31:DA:169:C:H5''	1.25	1.09
1:AA:2317:C:H2'	1:AA:2318:G:H5'	1.13	1.09
30:B8:22:VAL:HG12	30:B8:50:LEU:HD21	1.20	1.09
12:AP:75:THR:HB	12:AP:88:GLY:HA3	1.34	1.09
17:B2:80:GLN:HE21	17:B2:80:GLN:HA	1.09	1.09
1:BA:2275:C:O2'	12:BP:84:GLY:CA	2.01	1.09
4:BE:52:LEU:HD22	4:BE:52:LEU:O	1.53	1.08
4:BE:52:LEU:H	4:BE:53:PRO:HD2	1.07	1.08
11:BO:71:VAL:HG12	11:BO:72:PRO:HD3	1.11	1.08
1:AA:2404:C:H1'	11:AO:67:MET:HE3	1.28	1.08
4:AE:119:ARG:HH11	4:AE:119:ARG:HG3	1.06	1.08
23:AZ:85:LEU:C	23:AZ:87:PRO:HD2	1.72	1.08
1:AA:49:A:N7	1:AA:120:U:H5	1.45	1.08
11:AO:64:LYS:HB3	30:A8:25:MET:HG3	1.09	1.08
11:AO:9:ASN:HB3	11:AO:10:PRO:HD2	1.35	1.08
31:CA:1178:G:H5'	39:CL:93:ARG:HH21	1.17	1.08
17:B2:71:LEU:N	17:B2:86:GLY:CA	2.11	1.08
11:BO:62:LEU:HD13	30:B8:30:ARG:HD2	1.09	1.08
4:BE:56:PRO:HA	4:BE:57:LYS:HD3	1.09	1.08

Continued on next page...

Continued from previous page...

Atom-1	Atom-2	Interatomic distance (Å)	Clash overlap (Å)
15:AR:57:PHE:O	15:AR:58:ASN:HB3	1.54	1.08
12:AP:24:GLY:CA	12:AP:25:ASP:CB	2.30	1.08
12:BP:75:THR:HG21	12:BP:87:LYS:HE2	1.08	1.08
11:BO:65:ARG:HG3	11:BO:65:ARG:HH11	1.07	1.08
2:BB:74:U:C2'	2:BB:75:G:H5''	1.84	1.08
11:BO:15:ARG:CG	11:BO:15:ARG:HH11	1.67	1.08
1:BA:2393:A:H5'	11:BO:62:LEU:HB3	1.30	1.08
1:BA:672:C:C2'	1:BA:673:C:H5''	1.83	1.08
11:BO:71:VAL:HG13	11:BO:72:PRO:HD3	1.11	1.08
48:DU:53:ARG:HG3	48:DU:63:GLN:HE21	1.16	1.08
1:AA:2032:G:H21	4:AE:146:THR:HG23	1.19	1.07
7:AH:83:TYR:HB3	7:AH:135:GLY:H	1.13	1.07
12:AP:66:ILE:HG13	12:AP:67:ARG:H	1.11	1.07
1:AA:1899:G:N2	1:AA:1902:C:H41	1.52	1.07
1:AA:2317:C:C2'	1:AA:2318:G:H5'	1.84	1.07
27:B5:16:ARG:HG2	27:B5:16:ARG:HH11	1.07	1.07
1:BA:2014:A:HO2'	27:B5:2:ALA:N	1.51	1.07
1:BA:2306:C:H3'	1:BA:2307:G:H5''	1.36	1.07
1:AA:1105:U:H2'	1:AA:1106:G:H8	1.16	1.07
2:AB:12:C:O2	22:A3:74:ARG:NH1	1.87	1.07
17:B2:73:SER:HB2	17:B2:83:ARG:HA	1.33	1.07
1:BA:2415:G:H4'	11:BO:67:MET:H	1.07	1.07
4:AE:74:PRO:HG2	4:AE:77:ILE:HG22	1.30	1.07
1:AA:2404:C:H1'	11:AO:67:MET:CE	1.85	1.07
28:B6:25:LYS:HB3	30:B8:34:TRP:CH2	1.90	1.06
1:BA:1332:G:N2	1:BA:1609:A:HO2'	1.52	1.06
7:BH:125:VAL:HG22	7:BH:126:PRO:HD3	1.27	1.06
11:BO:47:ASP:OD2	11:BO:49:ARG:HG2	1.55	1.06
4:BE:51:PHE:CG	4:BE:52:LEU:CB	2.39	1.06
15:BR:74:ARG:HH11	15:BR:74:ARG:HG2	0.96	1.06
31:DA:1256:A:OP2	33:DF:26:LYS:NZ	1.87	1.06
11:AO:21:ARG:HE	11:AO:21:ARG:HA	1.12	1.06
4:AE:14:ILE:HG23	4:AE:15:PHE:N	1.68	1.06
4:AE:23:VAL:HG13	4:AE:185:LYS:CB	1.83	1.06
30:B8:29:LYS:HG2	30:B8:29:LYS:O	1.44	1.06
12:BP:32:TYR:OH	12:BP:111:GLU:CB	2.04	1.06
12:AP:24:GLY:HA3	12:AP:25:ASP:HB2	1.08	1.06
1:BA:1899:G:N2	1:BA:1902:C:H41	1.52	1.06
34:DG:139:ARG:HH11	34:DG:139:ARG:HG3	1.18	1.06
27:B5:4:HIS:CB	27:B5:5:PRO:CD	2.30	1.05
30:B8:51:ALA:C	30:B8:53:PRO:CD	2.23	1.05

Continued on next page...

Continued from previous page...

Atom-1	Atom-2	Interatomic distance (Å)	Clash overlap (Å)
31:CA:1139:G:N2	31:CA:1143:G:O6	1.89	1.05
32:DE:111:ARG:HH11	32:DE:111:ARG:HG2	0.98	1.05
11:AO:15:ARG:CG	11:AO:15:ARG:HH11	1.67	1.05
20:BU:13:VAL:HG21	20:BU:72:VAL:HB	1.32	1.05
34:DG:13:ARG:HG2	34:DG:14:ARG:N	1.71	1.05
1:AA:2371:G:H4'	28:A6:45:LYS:CG	1.86	1.05
11:BO:64:LYS:HD2	30:B8:25:MET:SD	1.96	1.05
31:DA:376:G:H5''	46:DS:5:ARG:HD3	1.39	1.05
12:AP:24:GLY:HA3	12:AP:25:ASP:HB3	1.31	1.05
1:BA:273(C):C:N4	1:BA:363(C):G:H1	1.52	1.05
8:BK:82:ARG:HH21	31:CA:56:U:H4'	1.14	1.05
45:DR:17:ARG:HG3	45:DR:17:ARG:HH11	1.18	1.05
3:BD:27:THR:HG21	3:BD:83:GLU:HG2	1.37	1.05
1:AA:1884:A:H2'	1:AA:1885:A:H5''	1.30	1.05
11:AO:65:ARG:HH21	30:A8:15:LYS:HB2	1.16	1.05
11:BO:64:LYS:CB	30:B8:25:MET:CG	2.33	1.05
12:BP:30:GLY:CA	12:BP:107:ALA:HB2	1.87	1.05
28:B6:48:VAL:O	28:B6:49:HIS:HB2	1.52	1.05
3:BD:166:GLN:HA	3:BD:166:GLN:HE21	1.19	1.05
4:BE:48:GLN:C	4:BE:49:LEU:HG	1.74	1.04
1:AA:1026:U:H1'	1:AA:1027:A:O5'	1.57	1.04
30:B8:33:ASN:N	30:B8:36:LYS:HE2	1.69	1.04
5:BF:25:PRO:HB3	5:BF:28:ILE:HG13	1.36	1.04
12:BP:66:ILE:HG13	12:BP:67:ARG:H	0.88	1.04
31:CA:1263:C:H2'	31:CA:1264:C:H6	1.22	1.04
34:CG:22:LYS:HB2	34:CG:26:CYS:HB2	1.11	1.04
37:DJ:113:GLU:HB2	37:DJ:119:ARG:HG2	1.39	1.04
6:AG:67:LYS:HE2	26:A4:6:HIS:CE1	1.91	1.04
1:BA:1332:G:N2	1:BA:1609:A:O2'	1.88	1.04
49:CV:41:VAL:HB	49:CV:42:PRO:HA	1.38	1.04
34:DG:13:ARG:HG2	34:DG:14:ARG:H	0.90	1.04
4:AE:50:GLY:HA2	4:AE:77:ILE:HA	1.39	1.04
5:BF:82:ILE:HD13	5:BF:82:ILE:O	1.54	1.04
1:AA:2210:G:H3'	1:AA:2211:G:C8	1.92	1.04
11:BO:15:ARG:HH11	11:BO:15:ARG:HG2	1.10	1.04
53:DD:5:G:N2	53:DD:70:C:N3	2.06	1.04
11:BO:5:ASP:O	11:BO:6:LEU:O	1.74	1.04
31:DA:1160:G:H1	31:DA:1177:G:N2	1.54	1.03
4:BE:52:LEU:H	4:BE:53:PRO:CD	1.70	1.03
11:BO:19:VAL:HG23	11:BO:27:HIS:HB3	1.06	1.03
1:AA:674:G:H1'	5:AF:74:ARG:HD3	1.39	1.03

Continued on next page...

Continued from previous page...

Atom-1	Atom-2	Interatomic distance (Å)	Clash overlap (Å)
12:BP:24:GLY:HA3	12:BP:25:ASP:HB2	1.04	1.03
1:AA:252:G:OP2	11:AO:50:ARG:NH1	1.91	1.03
32:CE:16:HIS:HE2	32:CE:213:LEU:HD13	1.19	1.03
41:CN:17:GLY:HA3	41:CN:77:MET:HE3	1.35	1.03
34:DG:107:ARG:HG2	34:DG:107:ARG:HH11	1.18	1.03
28:A6:46:HIS:O	28:A6:47:THR:HG23	1.58	1.03
32:CE:67:THR:HG21	32:CE:155:LEU:HG	1.36	1.03
1:AA:566:U:OP1	11:AO:29:LYS:HE3	1.59	1.02
31:CA:1004:A:H5''	31:CA:1025:U:O4	1.56	1.02
31:CA:792:A:H4'	31:CA:793:U:O5'	1.57	1.02
5:BF:67:GLN:HG3	5:BF:67:GLN:O	1.56	1.02
1:BA:586:A:H5'	5:BF:89:VAL:HG21	1.03	1.02
31:CA:975:A:H4'	31:CA:976:G:H5''	1.39	1.02
1:AA:885:C:C2	1:AA:890:A:N6	2.27	1.02
4:AE:14:ILE:HG23	4:AE:15:PHE:H	0.89	1.02
6:AG:96:ARG:HH11	6:AG:96:ARG:HG2	1.21	1.02
11:AO:61:ARG:HH21	11:AO:61:ARG:CB	1.73	1.02
1:AA:2311:A:C4	6:AG:80:PHE:CE1	2.47	1.02
12:AP:79:LEU:HD22	12:AP:80:GLU:HG2	1.02	1.02
1:BA:882:G:N2	1:BA:894:C:N3	2.07	1.02
23:BZ:91:LYS:HB2	23:BZ:91:LYS:NZ	1.70	1.02
31:CA:1160:G:H1	31:CA:1177:G:N2	1.57	1.02
1:AA:906:G:O2'	12:AP:67:ARG:NH2	1.92	1.02
11:BO:64:LYS:HB3	30:B8:25:MET:HG3	1.23	1.02
14:BQ:59:LYS:HD2	14:BQ:60:GLY:H	1.18	1.02
34:DG:13:ARG:CG	34:DG:14:ARG:H	1.71	1.02
11:BO:61:ARG:HH21	11:BO:61:ARG:CB	1.73	1.02
5:AF:101:LEU:HD12	5:AF:102:PRO:HD2	1.39	1.02
5:AF:45:ARG:HG2	5:AF:45:ARG:HH11	1.21	1.02
4:BE:81:ILE:HG23	4:BE:82:ARG:N	1.74	1.02
31:CA:1182:G:H4'	31:CA:1183:A:H5'	1.38	1.02
4:BE:52:LEU:HD13	4:BE:52:LEU:C	1.79	1.02
11:BO:62:LEU:HD11	30:B8:30:ARG:NH1	1.59	1.02
26:A4:16:CYS:HB2	26:A4:36:CYS:H	1.18	1.02
1:AA:249:C:O2	30:A8:12:LYS:HE3	1.58	1.02
12:AP:66:ILE:CG1	12:AP:67:ARG:H	1.71	1.02
17:B2:78:LYS:O	17:B2:79:VAL:HG13	1.60	1.02
12:BP:24:GLY:HA3	12:BP:25:ASP:HB3	1.37	1.02
12:BP:75:THR:CG2	12:BP:87:LYS:HE2	1.90	1.02
1:AA:883:G:H1	1:AA:893:C:N4	1.57	1.01
12:AP:65:PHE:O	12:AP:66:ILE:HG23	1.60	1.01

Continued on next page...

Continued from previous page...

Atom-1	Atom-2	Interatomic distance (Å)	Clash overlap (Å)
1:BA:2840:C:H5''	13:B0:53:HIS:CD2	1.95	1.01
28:B6:47:THR:HG22	28:B6:47:THR:O	1.59	1.01
30:B8:22:VAL:CG1	30:B8:50:LEU:HD21	1.89	1.01
52:CB:19:G:H4'	52:CB:20:U:OP2	1.60	1.01
3:BD:35:LYS:HD2	3:BD:104:TYR:HD1	1.02	1.01
1:AA:620:G:H4'	1:AA:621:A:H5''	1.37	1.01
3:AD:35:LYS:HD3	3:AD:63:ARG:HB3	1.40	1.01
17:B2:70:ILE:O	17:B2:71:LEU:HB2	1.56	1.01
4:BE:81:ILE:CG2	4:BE:82:ARG:H	1.73	1.01
12:BP:26:TYR:HD1	12:BP:139:GLU:CG	1.70	1.01
1:BA:946:G:O2'	1:BA:947:G:H5'	1.58	1.01
11:BO:19:VAL:HG23	11:BO:27:HIS:CB	1.89	1.01
17:B2:78:LYS:O	17:B2:79:VAL:HG22	1.60	1.01
31:CA:27:G:H4'	34:CG:209:ARG:HG3	1.41	1.01
1:AA:2473:U:H2'	1:AA:2474:C:H5''	1.42	1.01
11:AO:50:ARG:HG3	11:AO:50:ARG:HH21	0.88	1.01
1:BA:2137:C:H42	1:BA:2154:G:H1	1.02	1.01
11:BO:105:LEU:O	11:BO:105:LEU:HD13	1.61	1.01
6:AG:77:ILE:HG21	6:AG:80:PHE:CZ	1.96	1.01
11:AO:71:VAL:HG12	11:AO:72:PRO:HD3	1.42	1.01
42:DO:17:LYS:HD3	42:DO:18:VAL:H	1.23	1.01
43:DP:49:THR:HG22	43:DP:51:ALA:H	1.24	1.01
31:CA:1305:G:N2	31:CA:1331:G:H2'	1.75	1.01
30:A8:59:LYS:HB2	30:A8:59:LYS:NZ	1.74	1.00
31:CA:1321:C:H3'	31:CA:1322:C:H5''	1.43	1.00
11:AO:64:LYS:HB3	30:A8:25:MET:CG	1.88	1.00
17:B2:76:LYS:H	17:B2:80:GLN:CG	1.73	1.00
4:BE:37:ARG:HD2	4:BE:80:GLU:OE2	1.61	1.00
11:BO:9:ASN:HB3	11:BO:10:PRO:HD2	1.44	1.00
30:A8:14:VAL:HG11	30:A8:60:LEU:HD11	1.42	1.00
4:AE:23:VAL:HG12	4:AE:184:VAL:C	1.79	1.00
11:AO:50:ARG:HG3	11:AO:50:ARG:NH2	1.68	1.00
12:AP:66:ILE:HD12	12:AP:67:ARG:N	1.76	1.00
4:BE:132:HIS:O	4:BE:133:LYS:HB2	1.60	1.00
31:DA:1004:A:H8	31:DA:1036:G:H22	1.09	1.00
1:BA:1689:A:N6	1:BA:1698:A:H2	1.58	1.00
11:BO:62:LEU:HD12	30:B8:30:ARG:HH11	0.83	1.00
1:AA:1250:G:N7	11:AO:18:ARG:NH2	2.09	1.00
1:AA:2371:G:O2'	28:A6:46:HIS:CD2	2.14	1.00
3:BD:35:LYS:CD	3:BD:104:TYR:HD1	1.74	1.00
31:CA:452:A:OP2	46:CS:43:LYS:NZ	1.95	1.00

Continued on next page...

Continued from previous page...

Atom-1	Atom-2	Interatomic distance (Å)	Clash overlap (Å)
32:CE:8:LYS:HE3	32:CE:11:LEU:HB2	1.37	1.00
1:BA:2287:A:H62	1:BA:2344:U:H3	1.04	1.00
34:CG:19:LEU:HD22	34:CG:19:LEU:H	1.23	1.00
1:AA:2211:G:H4'	1:AA:2212:A:OP2	1.57	1.00
1:BA:1022:G:O2'	1:BA:1023:U:OP2	1.80	1.00
1:BA:2068:U:N3	1:BA:2430:A:H2	1.58	1.00
4:AE:23:VAL:HA	4:AE:185:LYS:HA	1.44	1.00
31:CA:748:C:H4'	31:CA:749:C:O5'	1.58	1.00
1:BA:1225:C:O3'	17:B2:85:LYS:HB3	1.59	1.00
39:DL:4:TYR:HB2	39:DL:19:LEU:HB2	1.42	1.00
31:CA:1004:A:N1	31:CA:1024:G:H2'	1.76	0.99
31:DA:503:C:OP2	42:DO:116:SER:HB3	1.62	0.99
26:A4:16:CYS:SG	26:A4:18:CYS:N	2.33	0.99
1:BA:672:C:H2'	1:BA:673:C:H5''	1.42	0.99
33:DF:111:LEU:HD11	33:DF:145:GLY:HA3	1.44	0.99
4:AE:79:ARG:CA	4:AE:79:ARG:HE	1.75	0.99
12:AP:78:PRO:O	12:AP:79:LEU:HB2	1.62	0.99
40:CM:48:THR:HA	40:CM:62:HIS:HB3	1.41	0.99
1:AA:1728:G:H3'	1:AA:1729:A:C5'	1.92	0.99
1:AA:960:A:H61	12:AP:83:MET:HE2	1.24	0.99
4:BE:48:GLN:HA	4:BE:80:GLU:HA	1.43	0.99
7:AH:153:LYS:HG3	7:AH:162:ILE:H	1.24	0.99
47:CT:76:LEU:HD12	47:CT:77:VAL:H	1.27	0.99
1:AA:2811:G:OP1	4:AE:61:ARG:HG2	1.61	0.99
9:AM:133:GLN:HE21	9:AM:133:GLN:H	1.01	0.99
21:AV:6:LYS:HA	21:AV:60:GLU:HB2	1.45	0.99
1:AA:1287:A:N7	13:A0:107:ASP:HB3	1.76	0.99
1:AA:2415:G:H4'	11:AO:67:MET:H	1.25	0.99
5:BF:89:VAL:HG12	5:BF:90:PHE:N	1.77	0.99
1:BA:389:G:N1	11:BO:71:VAL:HG12	1.77	0.99
40:DM:99:LYS:HD3	40:DM:100:THR:H	1.27	0.99
1:AA:1113:U:H5'	7:AH:2:SER:HB2	1.43	0.99
1:AA:2309:A:C5	1:AA:2310:A:C8	2.48	0.99
6:AG:73:ALA:CB	6:AG:82:LEU:HD21	1.91	0.99
1:AA:2733:A:H2'	1:AA:2734:A:H5''	1.45	0.99
14:BQ:27:SER:OG	14:BQ:88:ASP:OD1	1.79	0.99
1:AA:2371:G:C4'	28:A6:45:LYS:HG3	1.93	0.98
32:DE:42:ILE:HD11	32:DE:202:PRO:HB2	1.43	0.98
1:AA:2635:C:H5''	4:AE:78:LEU:HB2	1.41	0.98
12:BP:19:GLY:H	12:BP:98:LYS:HZ3	1.08	0.98
35:CH:126:ARG:HG3	35:CH:126:ARG:HH11	1.24	0.98

Continued on next page...

Continued from previous page...

Atom-1	Atom-2	Interatomic distance (Å)	Clash overlap (Å)
31:DA:1004:A:H5''	31:DA:1025:U:O4	1.61	0.98
5:AF:29:ASN:H	5:AF:112:MET:CE	1.74	0.98
3:AD:35:LYS:HB3	3:AD:63:ARG:HA	1.44	0.98
17:B2:71:LEU:H	17:B2:86:GLY:HA2	0.84	0.98
27:B5:36:CYS:SG	27:B5:49:CYS:HB3	2.03	0.98
30:B8:33:ASN:H	30:B8:36:LYS:CE	1.76	0.98
5:AF:67:GLN:O	5:AF:67:GLN:HG3	1.61	0.98
15:AR:58:ASN:HD22	15:AR:58:ASN:C	1.67	0.98
1:AA:2701:C:H3'	1:AA:2702:U:H5''	1.44	0.98
14:AQ:14:VAL:O	14:AQ:18:ILE:HD13	1.61	0.98
20:BU:81:LYS:HD3	20:BU:97:ARG:CZ	1.93	0.98
31:DA:1183:A:O2'	31:DA:1184:G:OP1	1.80	0.98
32:DE:137:ARG:HH12	32:DE:140:HIS:HB2	1.26	0.98
11:BO:101:VAL:CG2	11:BO:106:LEU:HD12	1.93	0.98
1:AA:2468:G:N2	1:AA:2482:G:N7	2.10	0.98
1:AA:389:G:H1	11:AO:71:VAL:HG12	1.26	0.98
1:AA:607:U:H3	1:AA:621:A:H2	1.01	0.98
13:B0:37:THR:HG23	13:B0:39:PRO:HD2	1.43	0.98
28:A6:25:LYS:HD2	30:A8:34:TRP:HE1	1.26	0.98
1:AA:1053:C:H42	1:AA:1106:G:H1	1.02	0.98
32:CE:32:ILE:HD11	32:CE:40:HIS:HB3	1.44	0.98
47:CT:77:VAL:O	47:CT:78:GLU:HB2	1.63	0.98
31:DA:1263:C:H42	31:DA:1272:G:H1	1.02	0.98
31:CA:1446:A:OP1	31:CA:1446:A:H4'	1.61	0.97
35:DH:101:ILE:HD11	35:DH:119:LEU:HD23	1.42	0.97
15:AR:16:ARG:HE	15:AR:19:LEU:HD21	1.26	0.97
31:DA:1321:C:N4	31:DA:1322:C:H41	1.62	0.97
3:BD:35:LYS:HE3	3:BD:64:ILE:C	1.84	0.97
3:BD:35:LYS:HE3	3:BD:64:ILE:O	1.63	0.97
31:DA:963:G:N3	40:DM:55:LYS:NZ	2.10	0.97
31:DA:191:G:O2'	50:DW:103:GLY:HA2	1.64	0.97
4:AE:36:ARG:NH2	4:AE:88:GLY:HA2	1.79	0.97
12:AP:64:ILE:HG22	12:AP:65:PHE:H	1.14	0.97
1:BA:586:A:H5'	5:BF:89:VAL:CG2	1.94	0.97
4:BE:25:VAL:HG12	4:BE:26:ILE:H	1.24	0.97
11:BO:79:ARG:NE	11:BO:110:TYR:CE1	2.31	0.97
1:AA:2309:A:C6	1:AA:2310:A:N7	2.33	0.97
3:AD:35:LYS:CD	3:AD:104:TYR:CD1	2.46	0.97
5:AF:178:PRO:HB2	5:AF:201:VAL:HG11	1.45	0.97
7:AH:59:ARG:HH11	7:AH:59:ARG:HG3	1.25	0.97
13:B0:37:THR:HG22	13:B0:40:LYS:H	1.29	0.97

Continued on next page...

Continued from previous page...

Atom-1	Atom-2	Interatomic distance (Å)	Clash overlap (Å)
12:AP:79:LEU:HD23	12:AP:80:GLU:H	0.82	0.97
20:AU:81:LYS:HZ3	20:AU:96:ILE:HD12	1.25	0.97
1:BA:2415:G:H4'	11:BO:67:MET:N	1.78	0.97
1:BA:1062:G:H1	1:BA:1076:C:H42	1.11	0.97
1:BA:2807:G:N1	1:BA:2893:G:O6	1.98	0.97
5:BF:46:ARG:HH11	5:BF:46:ARG:HG2	1.26	0.97
31:CA:201:C:H42	31:CA:216:G:H1	1.06	0.97
39:CL:112:LYS:HA	39:CL:119:ALA:HB2	1.45	0.97
4:AE:79:ARG:HA	4:AE:79:ARG:HE	0.80	0.97
17:B2:35:LEU:HG	17:B2:37:VAL:HG11	1.43	0.97
30:B8:22:VAL:CG1	30:B8:50:LEU:CD2	2.42	0.97
11:BO:101:VAL:HG23	11:BO:106:LEU:HD12	0.99	0.97
23:BZ:87:PRO:HA	23:BZ:90:ILE:HG23	1.44	0.97
1:BA:2372:G:H4'	28:B6:46:HIS:CE1	1.99	0.97
12:BP:26:TYR:CE1	12:BP:139:GLU:HB2	1.99	0.97
35:DH:83:GLU:HB3	35:DH:88:LYS:HG3	1.45	0.97
13:A0:100:LEU:HD11	13:A0:113:LEU:HD13	1.47	0.97
28:B6:25:LYS:CD	30:B8:34:TRP:HH2	1.78	0.97
6:AG:161:THR:HG22	6:AG:163:ALA:H	1.30	0.96
11:AO:19:VAL:HG23	11:AO:20:GLY:H	1.26	0.96
31:CA:1211:U:H5'	31:CA:1212:U:OP1	1.65	0.96
1:AA:2255:G:N2	12:AP:85:LYS:HE2	1.81	0.96
1:AA:780:G:H21	1:AA:783:A:H62	1.08	0.96
3:AD:182:LEU:O	3:AD:271:ILE:HG12	1.65	0.96
3:BD:186:HIS:HD2	3:BD:188:GLU:H	1.13	0.96
12:BP:78:PRO:O	12:BP:79:LEU:HD12	1.64	0.96
34:CG:12:CYS:HA	34:CG:19:LEU:HD21	1.45	0.96
31:DA:502:G:OP1	42:DO:118:SER:HB3	1.64	0.96
3:AD:270:ILE:HG22	3:AD:271:ILE:H	1.30	0.96
17:B2:76:LYS:H	17:B2:80:GLN:HG2	1.26	0.96
1:AA:2287:A:H62	1:AA:2344:U:H3	1.04	0.96
4:AE:23:VAL:HG12	4:AE:185:LYS:CB	1.92	0.96
6:AG:82:LEU:HD22	6:AG:82:LEU:O	1.66	0.96
1:BA:483:A:H4'	20:BU:49:VAL:HA	1.47	0.96
1:BA:74:A:H4'	1:BA:75:G:O5'	1.64	0.96
30:A8:14:VAL:CG1	30:A8:60:LEU:HD11	1.96	0.96
5:AF:46:ARG:HG2	5:AF:46:ARG:HH11	1.25	0.96
28:B6:45:LYS:HA	28:B6:45:LYS:CE	1.96	0.96
1:BA:2420:C:H41	30:B8:31:HIS:HB3	1.28	0.96
12:BP:32:TYR:OH	12:BP:111:GLU:HB2	1.65	0.96
1:BA:138:G:N2	19:BT:44:GLU:OE2	1.98	0.96

Continued on next page...

Continued from previous page...

Atom-1	Atom-2	Interatomic distance (Å)	Clash overlap (Å)
31:DA:168:G:C2'	31:DA:169:C:H5''	1.95	0.96
1:AA:155:C:H42	1:AA:171:G:H1	1.07	0.96
4:AE:201:THR:HG22	4:AE:203:LYS:H	1.31	0.96
9:BM:97:ARG:HH11	9:BM:97:ARG:HG2	1.28	0.96
1:BA:2275:C:O2'	12:BP:84:GLY:HA3	1.62	0.96
46:DS:8:ARG:HG2	46:DS:8:ARG:HH11	1.27	0.96
1:BA:776:G:H4'	1:BA:777:A:O5'	1.65	0.96
32:CE:96:ARG:H	32:CE:96:ARG:HD2	1.28	0.96
1:AA:2113:U:H5'	1:AA:2114:A:H8	1.28	0.95
34:CG:7:PRO:HB2	34:CG:10:ARG:HD2	1.47	0.95
31:DA:1305:G:HO2'	31:DA:1306:A:H8	1.04	0.95
34:DG:30:LYS:HB2	34:DG:35:ARG:HD2	1.45	0.95
1:AA:67:U:H3	1:AA:74:A:H2	1.02	0.95
21:AV:19:ARG:NH1	21:AV:84:GLU:O	1.99	0.95
9:BM:34:LEU:O	9:BM:49:GLY:HA3	1.66	0.95
31:CA:1028(B):C:N4	31:CA:1032(A):G:H1	1.64	0.95
17:A2:47:VAL:HG22	17:A2:48:GLY:H	1.29	0.95
1:AA:1019:U:H3	1:AA:1142(A):A:H62	1.07	0.95
4:AE:14:ILE:CG2	4:AE:15:PHE:H	1.73	0.95
11:AO:19:VAL:HG23	11:AO:20:GLY:N	1.79	0.95
17:B2:77:ALA:O	17:B2:78:LYS:HB2	1.65	0.95
16:A1:8:VAL:HG23	16:A1:11:ARG:HH21	1.29	0.95
1:BA:9:U:H3	1:BA:2629:A:N6	1.56	0.95
32:DE:111:ARG:NH1	32:DE:111:ARG:HG2	1.78	0.95
39:DL:28:VAL:HG22	39:DL:63:ILE:HB	1.47	0.95
1:AA:1310:G:OP2	29:A7:9:ARG:NH1	1.99	0.95
12:AP:79:LEU:CD2	12:AP:80:GLU:H	1.78	0.95
19:AT:67:GLY:O	19:AT:69:TYR:N	1.97	0.95
1:BA:84:A:N6	1:BA:102:G:O2'	1.99	0.95
30:A8:59:LYS:HZ2	30:A8:59:LYS:HB2	1.24	0.95
1:AA:1056:G:H21	1:AA:1103:A:H62	0.98	0.95
1:BA:676:A:H8	1:BA:2069:G:H21	1.06	0.95
4:BE:116:VAL:O	4:BE:117:MET:HB3	1.65	0.95
1:AA:2712:U:H5'	1:AA:2712:U:O2	1.66	0.95
4:AE:60:ASN:OD1	4:AE:62:PRO:HG2	1.66	0.95
1:BA:2015:A:C1'	27:B5:2:ALA:CA	2.23	0.95
1:BA:2210:G:H3'	1:BA:2211:G:C5	2.02	0.95
41:CN:79:SER:HB2	41:CN:106:LYS:HD2	1.49	0.95
42:CO:86:ARG:HG3	42:CO:86:ARG:HH11	1.32	0.95
1:AA:2394:C:OP1	11:AO:63:PRO:HD2	1.65	0.95
30:B8:22:VAL:C	30:B8:50:LEU:CD2	2.35	0.95

Continued on next page...

Continued from previous page...

Atom-1	Atom-2	Interatomic distance (Å)	Clash overlap (Å)
1:BA:2275:C:HO2'	12:BP:84:GLY:HA3	1.31	0.95
1:AA:259:G:O2'	1:AA:621:A:O2'	1.85	0.95
1:BA:93:C:H5'	1:BA:94:G:OP2	1.67	0.95
4:BE:51:PHE:CE1	4:BE:52:LEU:CD1	2.50	0.95
1:BA:2394:C:OP1	11:BO:63:PRO:HD2	1.64	0.95
12:BP:79:LEU:O	12:BP:79:LEU:HD12	1.67	0.95
24:AW:50:ILE:HD12	24:AW:51:ARG:H	1.28	0.95
12:AP:66:ILE:CD1	12:AP:67:ARG:N	2.30	0.94
15:AR:54:ARG:O	15:AR:55:ASN:HB3	1.68	0.94
1:AA:142:G:H1'	19:AT:37:THR:HG21	1.49	0.94
33:CF:19:GLU:HA	33:CF:54:ARG:HH12	1.28	0.94
4:AE:61:ARG:H	4:AE:62:PRO:CD	1.80	0.94
1:BA:2777:G:H5''	1:BA:2778:A:H5'	1.50	0.94
4:BE:51:PHE:CZ	4:BE:52:LEU:CD1	2.51	0.94
53:CC:17:C:H3'	53:CC:18:C:C5'	1.97	0.94
31:DA:1003:G:H2'	31:DA:1004:A:H5'	1.50	0.94
1:AA:1105:U:H2'	1:AA:1106:G:C8	2.02	0.94
5:AF:29:ASN:H	5:AF:112:MET:HE1	1.26	0.94
5:BF:82:ILE:C	5:BF:82:ILE:HD13	1.88	0.94
1:AA:1179:C:H2'	1:AA:1180:C:H5''	1.45	0.94
11:BO:61:ARG:CB	11:BO:61:ARG:NH2	2.30	0.94
43:CP:14:ARG:HB2	43:CP:17:VAL:HG23	1.45	0.94
31:DA:992:U:H3	31:DA:1044:A:H62	1.12	0.94
6:AG:67:LYS:HG3	26:A4:6:HIS:CE1	2.02	0.94
12:AP:79:LEU:CD2	12:AP:80:GLU:N	2.30	0.94
1:AA:1689:A:H62	1:AA:1698:A:H2	1.03	0.94
3:BD:35:LYS:CE	3:BD:104:TYR:HB2	1.96	0.94
4:BE:39:PRO:CD	4:BE:45:THR:OG1	2.14	0.94
1:BA:674:G:H1'	5:BF:74:ARG:HD3	1.47	0.94
31:CA:838:G:H1	31:CA:848:C:H42	0.97	0.94
31:DA:1300:G:O2'	31:DA:1301:U:O5'	1.86	0.94
1:BA:1250:G:N7	11:BO:18:ARG:NH2	2.16	0.94
34:CG:12:CYS:SG	34:CG:19:LEU:HD23	2.07	0.94
31:DA:141:A:H1'	31:DA:182:U:O2	1.68	0.94
1:AA:905:U:H2'	1:AA:906:G:H5''	1.46	0.94
1:AA:1354:A:OP1	3:AD:38:LYS:NZ	2.01	0.94
1:AA:2406:U:O4	11:AO:70:GLN:HB2	1.67	0.94
1:AA:953:A:OP2	12:AP:16:ARG:HD3	1.68	0.94
28:B6:25:LYS:HB3	30:B8:34:TRP:CZ3	2.03	0.94
1:BA:1048:A:H2	1:BA:1112:G:H21	1.16	0.94
1:BA:1300:U:H4'	1:BA:1301:A:C5'	1.98	0.94

Continued on next page...

Continued from previous page...

Atom-1	Atom-2	Interatomic distance (Å)	Clash overlap (Å)
50:CW:71:THR:HG22	50:CW:72:LEU:H	1.31	0.94
1:AA:1884:A:C2'	1:AA:1885:A:H5''	1.97	0.94
1:AA:483:A:H4'	20:AU:49:VAL:HA	1.50	0.94
1:AA:2811:G:P	4:AE:61:ARG:HG2	2.08	0.94
12:AP:24:GLY:CA	12:AP:25:ASP:HB2	1.96	0.94
53:CD:5:G:N2	53:CD:70:C:N3	2.16	0.94
53:DC:17:C:H3'	53:DC:18:C:C5'	1.97	0.94
1:AA:1053:C:N4	1:AA:1106:G:H1	1.65	0.93
4:AE:79:ARG:CA	4:AE:79:ARG:NE	2.30	0.93
1:BA:71:A:H3'	1:BA:71:A:OP2	1.69	0.93
31:DA:1004:A:H2	31:DA:1024:G:C8	1.86	0.93
31:DA:612:C:O2	31:DA:629:G:N2	2.01	0.93
40:DM:79:ARG:O	40:DM:83:GLU:HB2	1.67	0.93
45:DR:87:ILE:HG22	45:DR:88:ARG:H	1.31	0.93
19:AT:49:VAL:HG11	19:AT:83:VAL:HG22	1.50	0.93
31:DA:1139:G:H22	31:DA:1143:G:H1	1.01	0.93
1:AA:1359:A:N1	1:AA:1372:U:N3	2.16	0.93
1:AA:1728:G:H3'	1:AA:1729:A:H5'	1.47	0.93
4:AE:61:ARG:N	4:AE:61:ARG:HD2	1.77	0.93
31:CA:820:U:H4'	31:CA:821:G:OP2	1.68	0.93
34:DG:24:GLU:OE2	34:DG:24:GLU:N	2.01	0.93
1:AA:1026:U:H4'	1:AA:1027:A:OP1	1.64	0.93
1:AA:1778:U:H2'	1:AA:1784:A:N6	1.83	0.93
31:CA:382:A:H2'	31:CA:383:A:C8	2.04	0.93
34:DG:108:LEU:HD21	34:DG:183:GLY:HA3	1.48	0.93
37:DJ:78:ARG:CZ	37:DJ:80:VAL:HB	1.99	0.93
2:AB:40:U:H1'	2:AB:45:A:H61	1.33	0.93
5:AF:103:LYS:HA	5:AF:106:ARG:HG3	1.48	0.93
2:BB:3:C:H42	2:BB:117:G:H1	0.94	0.93
4:BE:51:PHE:HA	4:BE:52:LEU:CB	1.98	0.93
9:BM:42:TRP:HA	9:BM:48:MET:CE	1.98	0.93
11:AO:61:ARG:O	11:AO:62:LEU:HD23	1.68	0.93
1:AA:2251:G:OP1	12:AP:82:ARG:NH1	2.02	0.93
3:AD:43:ARG:NH1	3:AD:44:ASN:OD1	2.01	0.93
6:AG:82:LEU:HA	6:AG:86:MET:CE	1.99	0.93
11:BO:62:LEU:CD1	30:B8:30:ARG:CD	2.46	0.93
1:BA:226:G:H21	1:BA:228:A:H62	1.14	0.93
5:BF:82:ILE:C	5:BF:82:ILE:CD1	2.37	0.93
11:BO:62:LEU:HD13	30:B8:30:ARG:CD	1.96	0.93
14:BQ:87:PHE:CE1	14:BQ:102:ALA:HB2	2.04	0.93
31:DA:64:G:H4'	31:DA:65:U:O5'	1.68	0.93

Continued on next page...

Continued from previous page...

Atom-1	Atom-2	Interatomic distance (Å)	Clash overlap (Å)
32:DE:236:TYR:HA	32:DE:239:VAL:HB	1.50	0.93
1:AA:594:U:H5'	30:A8:61:LEU:HD13	1.47	0.93
1:AA:1024:G:H3'	1:AA:1025:G:H5''	1.51	0.93
1:AA:2137:C:H42	1:AA:2154:G:H1	1.02	0.93
1:AA:363(B):G:H2'	1:AA:363(C):G:H8	1.32	0.93
17:B2:76:LYS:HG2	17:B2:80:GLN:CG	1.98	0.93
4:BE:48:GLN:O	4:BE:49:LEU:HG	1.68	0.93
23:BZ:92:LYS:HE3	23:BZ:97:LEU:HG	1.47	0.93
1:AA:819:A:OP2	1:AA:1187:G:N2	2.01	0.92
1:BA:2872:G:C4	1:BA:2873:A:N1	2.36	0.92
1:BA:945:A:C4	1:BA:2448:A:C2	2.56	0.92
1:BA:1826:G:H4'	3:BD:242:ARG:HH21	1.32	0.92
12:BP:32:TYR:OH	12:BP:111:GLU:HB3	1.67	0.92
31:CA:836:G:OP1	48:CU:61:LYS:NZ	2.00	0.92
28:B6:25:LYS:HD2	30:B8:34:TRP:HH2	1.35	0.92
1:BA:2681:C:H6	1:BA:2683:C:H41	1.15	0.92
1:BA:1012:U:O4	9:BM:25:ARG:HA	1.70	0.92
12:BP:32:TYR:CZ	12:BP:111:GLU:HB2	2.04	0.92
31:CA:827:U:H5	31:CA:872:A:N1	1.65	0.92
1:BA:943:U:OP2	11:BO:36:LYS:HG3	1.68	0.92
31:CA:156:G:H1	31:CA:165:C:H42	1.16	0.92
1:AA:1077:A:H3'	1:AA:1078:U:C5'	1.98	0.92
12:AP:66:ILE:CG1	12:AP:67:ARG:N	2.30	0.92
21:AV:72:ARG:NH2	21:AV:97:GLU:O	2.00	0.92
23:AZ:41:ARG:HH11	23:AZ:41:ARG:HG3	1.34	0.92
1:AA:1533:C:H42	1:AA:1538:G:H1	1.08	0.92
4:AE:111:ARG:HD2	4:AE:160:TYR:CE1	2.05	0.92
7:AH:151:ILE:O	7:AH:153:LYS:CD	2.18	0.92
11:AO:15:ARG:NH1	11:AO:15:ARG:HG2	1.77	0.92
31:DA:1127:G:N3	31:DA:1147:C:N4	2.17	0.92
5:BF:24:LEU:HD12	5:BF:25:PRO:HD3	1.50	0.92
34:CG:22:LYS:HB2	34:CG:26:CYS:CB	1.99	0.92
1:AA:847:U:O4	1:AA:933:A:N1	2.02	0.92
3:AD:35:LYS:HD2	3:AD:104:TYR:CE1	2.05	0.92
1:BA:1111:A:H4'	7:BH:3:ARG:HD3	1.52	0.92
1:BA:946:G:H2'	1:BA:947:G:H8	1.34	0.92
53:CD:6:G:N2	53:CD:69:C:N3	2.18	0.92
9:AM:56:ASN:N	9:AM:125:GLY:O	2.02	0.92
21:BV:60:GLU:HA	21:BV:66:SER:HA	1.50	0.92
3:AD:35:LYS:HD2	3:AD:104:TYR:HD1	1.24	0.91
3:AD:72:LYS:HB3	3:AD:75:ILE:HD12	1.49	0.91

Continued on next page...

Continued from previous page...

Atom-1	Atom-2	Interatomic distance (Å)	Clash overlap (Å)
11:BO:61:ARG:O	11:BO:62:LEU:HD23	1.68	0.91
15:BR:74:ARG:NH1	15:BR:74:ARG:HG2	1.75	0.91
31:DA:279:A:H5''	31:DA:280:C:H3'	1.49	0.91
12:AP:19:GLY:O	12:AP:98:LYS:HD3	1.69	0.91
32:CE:204:ASN:ND2	32:CE:206:ASP:H	1.68	0.91
30:A8:52:LYS:N	30:A8:53:PRO:HD2	1.85	0.91
14:BQ:86:ALA:O	14:BQ:87:PHE:HB2	1.70	0.91
32:DE:19:HIS:CE1	32:DE:204:ASN:HB3	2.05	0.91
26:A4:62:ARG:O	26:A4:66:SER:HA	1.70	0.91
4:AE:48:GLN:HE22	4:AE:77:ILE:HD12	1.35	0.91
11:AO:50:ARG:CG	11:AO:50:ARG:HH21	1.79	0.91
11:BO:15:ARG:NH1	11:BO:15:ARG:HG2	1.76	0.91
45:DR:26:GLU:OE2	45:DR:77:ARG:NH1	2.03	0.91
1:AA:2068:U:N3	1:AA:2430:A:H2	1.69	0.91
1:AA:2656:U:H3	1:AA:2665:A:H2	1.19	0.91
18:BS:9:TYR:H	18:BS:102:HIS:HD2	1.18	0.91
31:DA:452:A:O2'	31:DA:453:A:O4'	1.87	0.91
33:DF:84:ILE:HD11	33:DF:88:ARG:HH21	1.32	0.91
48:DU:53:ARG:HH21	48:DU:60:ALA:N	1.69	0.91
11:AO:19:VAL:CG2	11:AO:20:GLY:N	2.34	0.91
17:B2:71:LEU:H	17:B2:86:GLY:HA3	1.34	0.91
27:B5:4:HIS:HB3	27:B5:5:PRO:HD2	1.49	0.91
1:BA:1728:G:N1	1:BA:1730:U:OP2	2.03	0.91
1:BA:528:A:H2	1:BA:2043:C:H5'	1.36	0.91
1:BA:2311:A:O2'	1:BA:2312:U:H5'	1.71	0.91
1:BA:2795:G:H3'	1:BA:2797:U:H5''	1.53	0.91
2:BB:83:G:H1	2:BB:93:C:H42	1.12	0.91
3:BD:35:LYS:CG	3:BD:64:ILE:H	1.84	0.91
1:AA:860:U:H5	1:AA:917:A:C2	1.87	0.91
15:AR:74:ARG:HG2	15:AR:74:ARG:NH1	1.82	0.91
1:BA:1420:U:O2'	1:BA:1421:G:OP1	1.88	0.91
1:BA:945:A:C5	1:BA:2448:A:C2	2.58	0.91
31:CA:1004:A:H1'	31:CA:1036:G:C6	2.06	0.91
4:AE:23:VAL:CG1	4:AE:184:VAL:O	2.19	0.91
24:AW:50:ILE:HD12	24:AW:51:ARG:N	1.84	0.91
1:BA:2583:G:H21	52:DB:87:A:H8	0.91	0.91
4:BE:52:LEU:N	4:BE:53:PRO:HD2	1.85	0.91
1:AA:654(G):C:O2	1:AA:654(N):G:N1	2.04	0.91
2:BB:66:A:H61	2:BB:108:C:H5''	1.36	0.91
31:CA:1128:C:HO2'	31:CA:1130:A:H8	0.96	0.91
34:CG:65:ARG:NH1	34:CG:70:ILE:O	2.03	0.91

Continued on next page...

Continued from previous page...

Atom-1	Atom-2	Interatomic distance (Å)	Clash overlap (Å)
40:CM:61:GLU:OE1	44:CQ:58:LYS:HE2	1.68	0.91
42:DO:41:ARG:HB3	42:DO:41:ARG:HH11	1.34	0.91
1:AA:811:U:C2'	11:AO:21:ARG:O	2.20	0.90
31:DA:1255:G:OP1	40:DM:45:ARG:NH1	2.03	0.90
31:DA:345:C:H1'	31:DA:346:G:C2	2.07	0.90
31:DA:560:U:O2'	31:DA:561:U:OP2	1.89	0.90
13:A0:33:ARG:NH2	27:A5:55:ARG:HG2	1.86	0.90
1:AA:1240:U:O2'	1:AA:1241:A:H5'	1.70	0.90
1:AA:1496:A:H8	1:AA:1577:C:HO2'	0.92	0.90
1:AA:907:U:H5'	12:AP:23:GLY:O	1.69	0.90
9:AM:137:LYS:HG3	9:AM:138:LEU:H	1.37	0.90
1:BA:2872:G:C5	1:BA:2873:A:N1	2.39	0.90
1:BA:885:C:C4	1:BA:890:A:N6	2.39	0.90
3:BD:65:ILE:HD11	3:BD:67:PHE:CE2	2.06	0.90
27:B5:4:HIS:CB	27:B5:5:PRO:HD2	2.00	0.90
21:BV:175:VAL:O	21:BV:177:PRO:HD3	1.70	0.90
31:CA:1497:G:H2'	31:CA:1498:U:H5'	1.53	0.90
31:CA:686:U:O2'	31:CA:687:A:O5'	1.87	0.90
31:CA:789:U:H5	31:CA:792:A:OP2	1.54	0.90
49:DV:22:LEU:O	49:DV:27:GLU:HA	1.71	0.90
1:AA:2583:G:H21	52:CB:87:A:H8	0.93	0.90
11:AO:61:ARG:CB	11:AO:61:ARG:NH2	2.30	0.90
12:AP:110:THR:HG23	12:AP:113:GLN:OE1	1.71	0.90
7:BH:117:PRO:HB3	7:BH:123:PHE:CE1	2.05	0.90
31:CA:1145:C:H5''	31:CA:1146:A:OP1	1.70	0.90
50:CW:100:ILE:HG13	50:CW:102:GLY:H	1.33	0.90
31:DA:1322:C:O2'	31:DA:1323:G:H5'	1.71	0.90
35:DH:91:LEU:HD12	35:DH:120:THR:HG22	1.50	0.90
29:A7:8:ASN:HD21	29:A7:11:LYS:H	1.12	0.90
1:AA:330:A:O2'	1:AA:331:A:H8	1.53	0.90
26:A4:50:VAL:HG11	43:CP:65:LYS:HB3	1.54	0.90
39:CL:45:ALA:O	39:CL:78:LYS:NZ	2.04	0.90
1:AA:2210:G:H3'	1:AA:2211:G:N7	1.86	0.90
30:B8:52:LYS:N	30:B8:53:PRO:CD	2.35	0.90
20:BU:76:CYS:O	20:BU:78:ALA:N	2.04	0.90
21:BV:69:THR:HG22	21:BV:90:VAL:HA	1.52	0.90
3:AD:65:ILE:HD11	3:AD:67:PHE:CE2	2.07	0.90
1:BA:1359:A:H62	1:BA:1372:U:H3	1.14	0.90
1:BA:1729:A:O2'	1:BA:1731:G:N2	2.04	0.90
1:BA:2748:A:N7	1:BA:2754:U:O4	2.04	0.90
4:BE:81:ILE:CG2	4:BE:82:ARG:N	2.30	0.90

Continued on next page...

Continued from previous page...

Atom-1	Atom-2	Interatomic distance (Å)	Clash overlap (Å)
41:CN:40:ILE:HG22	41:CN:75:TYR:HD2	1.36	0.90
13:A0:34:ILE:HG22	13:A0:114:VAL:HB	1.54	0.90
1:AA:1803:A:H4'	3:AD:259:THR:CG2	2.02	0.90
6:AG:81:LYS:O	6:AG:82:LEU:HB3	1.71	0.90
50:CW:33:ILE:O	50:CW:37:SER:OG	1.90	0.90
34:DG:13:ARG:C	34:DG:15:GLU:H	1.76	0.90
14:BQ:88:ASP:O	14:BQ:89:ARG:HB3	1.71	0.89
31:CA:1003:G:H2'	31:CA:1004:A:H5'	1.53	0.89
12:AP:68:ILE:CD1	12:AP:103:MET:HG2	2.03	0.89
1:BA:774:A:H2	1:BA:787:U:HO2'	0.95	0.89
31:CA:1025:U:O2'	31:CA:1026:G:O5'	1.89	0.89
31:CA:1286:A:H5''	51:CX:26:LYS:HD2	1.53	0.89
31:DA:1330:U:H4'	43:DP:23:TYR:CE2	2.07	0.89
50:DW:89:ARG:NH1	50:DW:105:SER:OG	2.05	0.89
17:A2:15:GLU:HG3	17:A2:16:PRO:HD2	1.54	0.89
6:AG:27:ASN:HB3	6:AG:30:GLU:HG3	1.51	0.89
31:CA:827:U:H5''	31:CA:828:A:OP2	1.71	0.89
36:CI:101:ALA:HB2	48:CU:28:GLU:HG2	1.53	0.89
31:DA:362:G:O2'	42:DO:33:ARG:NH2	2.05	0.89
3:AD:35:LYS:CD	3:AD:104:TYR:HD1	1.83	0.89
11:AO:9:ASN:HB3	11:AO:10:PRO:CD	2.02	0.89
2:BB:3:C:N4	2:BB:117:G:H1	1.70	0.89
38:CK:87:SER:HB2	38:CK:93:VAL:HB	1.52	0.89
54:D1:13:U:O2	54:D1:13:U:H2'	1.70	0.89
1:AA:2317:C:H2'	1:AA:2318:G:C5'	2.02	0.89
1:AA:2068:U:H3	1:AA:2430:A:H2	0.92	0.89
4:AE:18:ASP:O	4:AE:19:ARG:O	1.90	0.89
28:B6:52:VAL:HG22	28:B6:53:LYS:H	1.38	0.89
5:BF:31:HIS:CG	11:BO:9:ASN:OD1	2.26	0.89
11:BO:65:ARG:HG3	11:BO:65:ARG:NH1	1.79	0.89
15:BR:93:ARG:HG2	15:BR:117:ASP:HB3	1.54	0.89
15:BR:54:ARG:HA	15:BR:59:THR:HB	1.52	0.89
31:DA:1263:C:N4	31:DA:1272:G:H1	1.69	0.89
35:DH:57:LYS:HG2	35:DH:61:TYR:HE2	1.36	0.89
1:AA:74:A:H4'	1:AA:75:G:O5'	1.71	0.89
1:AA:873:G:H1	1:AA:904:C:H42	1.18	0.89
1:BA:9:U:C2	1:BA:2629:A:N6	2.41	0.89
31:CA:1285:A:H4'	31:CA:1286:A:O5'	1.70	0.89
31:DA:632:A:H1'	31:DA:633:G:OP2	1.72	0.89
1:AA:654(G):C:N3	1:AA:654(N):G:O6	2.06	0.89
1:BA:1021:A:H61	1:BA:1142(A):A:H61	1.19	0.89

Continued on next page...

Continued from previous page...

Atom-1	Atom-2	Interatomic distance (Å)	Clash overlap (Å)
4:BE:12:THR:HG22	15:BR:58:ASN:HD21	1.33	0.89
31:CA:992:U:H4'	31:CA:993:G:O5'	1.71	0.89
32:DE:82:ARG:HA	32:DE:92:TYR:HE1	1.38	0.89
1:AA:1689:A:N6	1:AA:1698:A:H2	1.70	0.89
1:AA:2310:A:N3	1:AA:2310:A:H3'	1.88	0.89
1:AA:993:G:OP1	16:A1:50:ARG:NH2	2.06	0.89
4:BE:36:ARG:HH21	4:BE:88:GLY:HA3	1.38	0.89
10:BN:49:ARG:HD3	10:BN:49:ARG:H	1.35	0.89
32:DE:185:ILE:HG22	32:DE:199:TYR:HB2	1.53	0.89
1:AA:889:C:H3'	1:AA:890:A:H4'	1.55	0.89
2:BB:39:A:N6	26:B4:1:MET:HB3	1.88	0.89
4:BE:44:TYR:HD1	4:BE:44:TYR:H	1.17	0.89
38:CK:87:SER:HB2	38:CK:93:VAL:CB	2.02	0.89
3:AD:35:LYS:HD3	3:AD:63:ARG:CB	2.02	0.89
18:AS:58:ALA:HB1	18:AS:64:MET:HG3	1.55	0.89
1:BA:1140:C:H1'	1:BA:1143:A:H8	1.36	0.89
1:BA:946:G:O2'	1:BA:947:G:C5'	2.20	0.89
1:AA:2371:G:C4'	28:A6:45:LYS:CG	2.49	0.88
1:AA:1479:G:N7	1:AA:1510:A:N6	2.20	0.88
1:AA:389:G:N1	11:AO:71:VAL:HG12	1.86	0.88
12:AP:75:THR:CB	12:AP:88:GLY:HA3	2.04	0.88
17:B2:72:VAL:O	17:B2:73:SER:HB3	1.72	0.88
3:BD:91:ARG:HH11	3:BD:91:ARG:HG2	1.38	0.88
10:BN:2:ILE:HD12	10:BN:6:THR:HG21	1.54	0.88
31:CA:1502:A:H2	31:CA:1505:G:H22	1.17	0.88
31:CA:523:A:H61	42:CO:89:ASP:HB2	1.35	0.88
4:AE:1:MET:HB3	4:AE:200:GLU:OE1	1.73	0.88
33:CF:126:ARG:HH11	33:CF:126:ARG:HG3	1.37	0.88
42:DO:84:LEU:HD12	42:DO:104:VAL:HG11	1.55	0.88
1:BA:1226:G:OP1	17:B2:85:LYS:HB2	1.73	0.88
4:BE:151:TYR:HD2	4:BE:154:LYS:NZ	1.71	0.88
41:CN:91:ARG:HH11	41:CN:91:ARG:HG3	1.38	0.88
1:AA:1210:A:H8	1:AA:1210:A:H5'	1.35	0.88
1:AA:1533:C:N4	1:AA:1538:G:H1	1.72	0.88
5:AF:205:ARG:HG3	5:AF:205:ARG:HH11	1.37	0.88
1:BA:2880:C:H1'	13:B0:92:GLY:HA3	1.55	0.88
1:BA:672:C:H2'	1:BA:673:C:C5'	2.02	0.88
3:BD:43:ARG:HH11	3:BD:44:ASN:HD21	1.19	0.88
34:CG:22:LYS:CB	34:CG:26:CYS:HB2	2.01	0.88
45:CR:39:LEU:HD13	45:CR:56:LEU:HB2	1.55	0.88
33:DF:164:ARG:NH1	33:DF:166:GLU:OE1	2.05	0.88

Continued on next page...

Continued from previous page...

Atom-1	Atom-2	Interatomic distance (Å)	Clash overlap (Å)
16:A1:92:ARG:O	16:A1:94:ASN:N	2.06	0.88
31:DA:328:C:O2	31:DA:328:C:H2'	1.70	0.88
29:B7:8:ASN:ND2	29:B7:11:LYS:H	1.71	0.88
3:BD:28:GLU:HB3	3:BD:29:PRO:HD2	1.56	0.88
5:BF:155:LEU:HD23	5:BF:186:ILE:HD13	1.54	0.88
33:DF:35:GLU:HG3	33:DF:38:ARG:HH21	1.38	0.88
4:AE:61:ARG:N	4:AE:62:PRO:CD	2.37	0.88
10:AN:68:GLU:OE2	10:AN:78:ARG:NH1	2.06	0.88
25:AX:10:LYS:NZ	25:AX:15:TYR:OH	2.05	0.88
20:BU:87:LYS:HB3	20:BU:92:ASN:HB3	1.56	0.88
24:BW:70:GLN:HG2	24:BW:71:ASN:H	1.38	0.88
47:CT:55:ASP:HA	47:CT:79:SER:HA	1.53	0.88
31:DA:1321:C:H41	31:DA:1322:C:H41	1.09	0.88
46:DS:8:ARG:HH11	46:DS:8:ARG:CG	1.85	0.88
5:BF:89:VAL:CG1	5:BF:90:PHE:H	1.84	0.88
31:CA:1263:C:H2'	31:CA:1264:C:C6	2.09	0.88
34:CG:5:ILE:HG22	34:CG:6:GLY:H	1.39	0.88
45:CR:87:ILE:HG22	45:CR:88:ARG:N	1.88	0.88
26:B4:61:ARG:HG3	26:B4:62:ARG:HH21	1.38	0.88
1:BA:545:G:H21	1:BA:548:A:H62	1.22	0.88
2:BB:74:U:H2'	2:BB:75:G:C5'	2.03	0.88
1:AA:882:G:H2'	1:AA:883:G:C8	2.07	0.88
18:AS:9:TYR:H	18:AS:102:HIS:HD2	1.21	0.88
1:BA:2404:C:H1'	11:BO:67:MET:CE	2.04	0.88
12:BP:3:MET:HB2	12:BP:93:TYR:CD1	2.09	0.88
31:CA:611:A:H61	31:CA:629:G:H1	1.19	0.88
47:CT:67:LYS:HA	47:CT:70:ARG:HH12	1.38	0.88
4:AE:54:GLN:HA	4:AE:54:GLN:NE2	1.88	0.87
1:AA:1138:G:H21	9:AM:106:MET:HE3	1.38	0.87
9:AM:47:ALA:HB2	9:AM:112:LEU:HD11	1.56	0.87
4:BE:52:LEU:N	4:BE:53:PRO:CD	2.30	0.87
34:CG:33:MET:CE	34:CG:37:PRO:HA	2.04	0.87
1:AA:654(M):C:H2'	1:AA:654(N):G:C8	2.09	0.87
4:AE:36:ARG:HH22	4:AE:88:GLY:HA2	1.35	0.87
5:AF:101:LEU:HD12	5:AF:102:PRO:CD	2.03	0.87
11:AO:65:ARG:NH1	11:AO:65:ARG:HG3	1.79	0.87
23:AZ:85:LEU:C	23:AZ:87:PRO:CD	2.41	0.87
16:B1:59:ARG:O	16:B1:63:VAL:HG23	1.74	0.87
1:BA:1405:U:H2'	1:BA:1406:U:C6	2.08	0.87
41:DN:29:ILE:HG22	41:DN:44:SER:HB2	1.54	0.87
31:CA:1132:C:H2'	31:CA:1133:G:C8	2.09	0.87

Continued on next page...

Continued from previous page...

Atom-1	Atom-2	Interatomic distance (Å)	Clash overlap (Å)
31:DA:975:A:C4'	31:DA:976:G:H5''	2.02	0.87
1:AA:2427:C:H5''	1:AA:2428:G:OP1	1.75	0.87
12:BP:69:PHE:CD1	12:BP:70:PRO:HD2	2.09	0.87
31:DA:1352:C:OP1	51:DX:3:LYS:NZ	2.06	0.87
12:AP:66:ILE:HG13	12:AP:67:ARG:N	1.88	0.87
4:BE:56:PRO:HG3	4:BE:57:LYS:HZ3	1.36	0.87
10:BN:68:GLU:HB3	10:BN:78:ARG:HH11	1.39	0.87
31:DA:812:C:H1'	31:DA:813:U:OP2	1.74	0.87
31:DA:1025:U:O2'	31:DA:1026:G:O4'	1.92	0.87
1:BA:2583:G:N2	52:DB:87:A:H8	1.73	0.87
1:AA:774:A:H2	1:AA:787:U:HO2'	0.90	0.87
4:AE:61:ARG:N	4:AE:61:ARG:CD	2.36	0.87
1:BA:1496:A:H8	1:BA:1577:C:O2'	1.57	0.87
8:BK:7:GLU:HA	8:BK:15:VAL:HG22	1.56	0.87
31:CA:1004:A:H1'	31:CA:1036:G:N1	1.90	0.87
43:CP:57:ARG:HB2	43:CP:57:ARG:HH11	1.38	0.87
54:D1:14:U:H4'	54:D1:14:U:OP1	1.73	0.87
31:DA:1277:C:HO2'	31:DA:1279:A:H8	0.90	0.87
31:DA:1443:G:H3'	31:DA:1446:A:H5''	1.54	0.87
3:BD:44:ASN:CB	3:BD:49:ILE:HA	2.05	0.87
31:CA:1124:G:H3'	31:CA:1145:C:H41	1.40	0.87
31:CA:838:G:H1	31:CA:848:C:N4	1.71	0.87
36:CI:24:GLU:HG2	36:CI:28:ARG:NH2	1.90	0.87
27:A5:33:CYS:SG	27:A5:40:LYS:NZ	2.47	0.87
1:AA:860:U:H5	1:AA:917:A:H2	1.20	0.87
1:BA:1323:U:H2'	1:BA:1324:G:H5'	1.56	0.87
21:BV:175:VAL:CG2	21:BV:176:PRO:HD3	2.04	0.87
31:CA:1346:A:H5''	39:CL:120:ARG:NH1	1.90	0.87
11:BO:50:ARG:HG3	30:B8:59:LYS:HD3	1.56	0.86
1:BA:819:A:OP2	1:BA:1187:G:N2	2.07	0.86
1:BA:2318:G:H1	14:BQ:2:ALA:HA	1.39	0.86
31:CA:255:G:H1'	47:CT:16:GLN:HE21	1.38	0.86
1:BA:287:C:H2'	1:BA:288:C:H6	1.37	0.86
4:BE:12:THR:O	4:BE:23:VAL:HG22	1.74	0.86
11:BO:106:LEU:HD22	11:BO:106:LEU:O	1.75	0.86
11:BO:64:LYS:HB2	30:B8:25:MET:HG3	1.55	0.86
31:CA:560:U:O2'	31:CA:561:U:OP2	1.92	0.86
37:CJ:62:PHE:HD1	37:CJ:124:LEU:HD21	1.38	0.86
31:DA:1321:C:H41	31:DA:1322:C:N4	1.72	0.86
31:DA:1330:U:H4'	43:DP:23:TYR:HE2	1.38	0.86
28:A6:41:PRO:HD2	28:A6:46:HIS:N	1.89	0.86

Continued on next page...

Continued from previous page...

Atom-1	Atom-2	Interatomic distance (Å)	Clash overlap (Å)
1:AA:1864:U:H2'	1:AA:1869:G:H5''	1.57	0.86
21:AV:61:LEU:O	21:AV:64:GLY:HA2	1.75	0.86
17:B2:76:LYS:HG2	17:B2:80:GLN:CD	1.95	0.86
1:BA:2415:G:C4'	11:BO:67:MET:H	1.89	0.86
11:AO:21:ARG:NE	11:AO:21:ARG:HA	1.90	0.86
26:B4:56:VAL:HA	26:B4:60:GLN:HE21	1.40	0.86
28:B6:11:LEU:HD23	28:B6:26:ASN:HB3	1.58	0.86
12:BP:30:GLY:HA3	12:BP:107:ALA:HB2	1.54	0.86
12:BP:59:ARG:O	12:BP:60:ARG:HB2	1.76	0.86
26:A4:59:PHE:O	26:A4:63:TYR:HB2	1.74	0.86
1:AA:2723:C:OP1	13:A0:3:HIS:HD2	1.57	0.86
1:AA:762:U:H4'	1:AA:763:G:O5'	1.75	0.86
15:AR:3:ARG:HB3	15:AR:7:ILE:HG13	1.55	0.86
29:B7:19:ARG:HH11	29:B7:19:ARG:HG2	1.39	0.86
6:AG:72:ARG:HH21	6:AG:87:PRO:HD3	1.41	0.86
7:AH:4:ILE:HG13	7:AH:6:ARG:NE	1.89	0.86
1:BA:259:G:H21	1:BA:621:A:H8	1.22	0.86
11:BO:81:GLN:HB3	11:BO:106:LEU:CD2	2.05	0.86
1:BA:138:G:H22	19:BT:44:GLU:CD	1.79	0.86
35:DH:142:LEU:O	35:DH:143:ARG:NE	2.09	0.86
4:AE:14:ILE:CG2	4:AE:21:VAL:HG13	2.05	0.86
17:B2:44:LYS:O	17:B2:46:VAL:N	2.07	0.86
1:BA:2415:G:O3'	11:BO:66:GLY:HA3	1.74	0.86
4:BE:51:PHE:CB	4:BE:52:LEU:HB3	2.06	0.86
1:BA:322:A:H3'	5:BF:169:ASN:HD21	1.41	0.86
31:DA:1305:G:H22	31:DA:1331:G:H2'	1.39	0.86
1:AA:2311:A:H3'	1:AA:2312:U:C5	2.11	0.86
7:AH:151:ILE:O	7:AH:153:LYS:HD2	1.74	0.86
6:BG:161:THR:HG22	6:BG:163:ALA:H	1.41	0.86
12:BP:24:GLY:CA	12:BP:25:ASP:HB2	1.97	0.86
31:CA:1077:G:N2	31:CA:1080:A:OP2	2.08	0.86
31:DA:421:U:H5''	31:DA:422:C:OP2	1.74	0.86
32:DE:16:HIS:HD2	32:DE:209:ARG:HB3	1.39	0.86
11:AO:71:VAL:HG13	11:AO:72:PRO:CD	2.06	0.86
15:BR:62:THR:HG22	15:BR:75:ILE:HG12	1.56	0.86
31:CA:686:U:H1'	41:CN:42:TRP:HE1	1.38	0.86
31:DA:1002:G:H2'	31:DA:1003:G:C8	2.11	0.86
31:DA:1305:G:O2'	31:DA:1306:A:O5'	1.94	0.86
11:AO:50:ARG:HD3	30:A8:7:HIS:CD2	2.11	0.86
1:BA:1459:G:H2'	1:BA:1460:A:H5'	1.57	0.86
4:BE:39:PRO:HD3	4:BE:45:THR:HG1	1.34	0.86

Continued on next page...

Continued from previous page...

Atom-1	Atom-2	Interatomic distance (Å)	Clash overlap (Å)
13:A0:33:ARG:HG3	13:A0:115:GLU:HB3	1.54	0.85
7:AH:10:PRO:HD2	7:AH:50:VAL:O	1.76	0.85
22:B3:38:VAL:HG12	22:B3:40:GLN:HG2	1.56	0.85
28:A6:44:ARG:C	28:A6:45:LYS:HD2	1.96	0.85
1:AA:2113:U:H5'	1:AA:2114:A:C8	2.10	0.85
4:AE:59:VAL:HG21	4:AE:73:GLU:HB3	1.57	0.85
1:AA:821:A:O2'	1:AA:945:A:H3'	1.76	0.85
23:AZ:85:LEU:O	23:AZ:87:PRO:N	2.09	0.85
4:BE:37:ARG:HD3	4:BE:44:TYR:HH	1.06	0.85
5:BF:84:VAL:C	5:BF:86:GLY:H	1.74	0.85
31:CA:1348:U:H4'	39:CL:120:ARG:HD2	1.57	0.85
42:DO:60:LEU:HB2	42:DO:64:TYR:HB2	1.57	0.85
27:A5:40:LYS:HG2	27:A5:47:PRO:HD2	1.56	0.85
3:AD:182:LEU:H	3:AD:272:ALA:HB3	1.42	0.85
5:AF:184:TYR:O	5:AF:188:ARG:HG3	1.75	0.85
3:BD:35:LYS:NZ	3:BD:104:TYR:H	1.74	0.85
53:DD:15:G:N2	53:DD:49:C:O2	2.08	0.85
1:AA:1332:G:N2	1:AA:1609:A:O2'	2.10	0.85
12:AP:65:PHE:C	12:AP:66:ILE:HG23	1.95	0.85
28:B6:15:GLU:HG2	28:B6:47:THR:HG21	1.56	0.85
15:BR:26:ASP:CB	15:BR:91:ARG:HA	2.06	0.85
40:CM:8:LEU:HD12	40:CM:20:ALA:HB2	1.58	0.85
12:AP:64:ILE:O	12:AP:65:PHE:CG	2.30	0.85
12:AP:64:ILE:CG2	12:AP:65:PHE:N	2.37	0.85
16:B1:61:TRP:O	16:B1:65:ILE:HD13	1.77	0.85
27:B5:3:LYS:HA	27:B5:3:LYS:HE3	0.87	0.85
28:B6:48:VAL:HG13	28:B6:49:HIS:H	0.71	0.85
1:BA:1057:A:N1	1:BA:1081:U:O4	2.09	0.85
12:BP:11:LYS:HD3	12:BP:87:LYS:HG2	1.59	0.85
31:CA:1128:C:O2'	31:CA:1130:A:H8	1.59	0.85
33:CF:64:VAL:HG23	33:CF:99:VAL:HA	1.57	0.85
49:DV:67:VAL:HG12	49:DV:68:GLY:H	1.40	0.85
17:A2:35:LEU:HD22	17:A2:35:LEU:H	1.40	0.85
1:BA:864:G:C6	1:BA:865:C:N4	2.44	0.85
31:CA:1034:G:H2'	31:CA:1035:A:C8	2.12	0.85
31:DA:631:G:H3'	31:DA:632:A:C8	2.11	0.85
1:AA:2829:C:H2'	1:AA:2830:G:H5''	1.57	0.85
1:AA:518:G:H4'	18:AS:18:ARG:NH1	1.92	0.85
9:AM:131:GLN:NE2	9:AM:132:ALA:H	1.75	0.85
1:BA:1464:C:HO2'	1:BA:1528:A:H8	0.88	0.85
5:BF:178:PRO:HB2	5:BF:201:VAL:HG11	1.59	0.85

Continued on next page...

Continued from previous page...

Atom-1	Atom-2	Interatomic distance (Å)	Clash overlap (Å)
1:AA:271(B):G:H4'	1:AA:271(C):U:O5'	1.76	0.85
1:BA:1141:U:H2'	9:BM:63:THR:HG21	1.59	0.85
31:DA:353:A:H5'	31:DA:353:A:H8	1.42	0.85
32:DE:231:GLU:HB3	32:DE:232:PRO:CD	2.05	0.85
1:AA:620:G:H4'	1:AA:621:A:C5'	2.06	0.85
4:AE:14:ILE:HG21	4:AE:21:VAL:HG13	1.59	0.85
4:AE:59:VAL:C	4:AE:60:ASN:ND2	2.30	0.85
11:AO:31:ALA:O	11:AO:32:THR:HG22	1.77	0.85
11:AO:71:VAL:HG13	11:AO:72:PRO:HD3	1.55	0.85
28:B6:44:ARG:O	28:B6:45:LYS:HB2	1.76	0.85
31:CA:1004:A:H8	31:CA:1036:G:H1	1.23	0.85
31:CA:793:U:H3'	31:CA:794:A:H5''	1.57	0.85
32:CE:14:GLY:HA3	32:CE:209:ARG:HH21	1.41	0.85
14:AQ:27:SER:HA	14:AQ:88:ASP:HB3	1.59	0.84
15:AR:74:ARG:CG	15:AR:74:ARG:HH11	1.87	0.84
17:B2:80:GLN:NE2	17:B2:80:GLN:HA	1.88	0.84
1:BA:1188:U:C2'	1:BA:1189:A:H5'	2.07	0.84
1:BA:273(D):C:H42	1:BA:363(B):G:H1	1.20	0.84
3:BD:43:ARG:NH1	3:BD:44:ASN:HD21	1.74	0.84
31:CA:1028(B):C:N3	31:CA:1032(A):G:N2	2.25	0.84
47:CT:76:LEU:CD1	47:CT:78:GLU:H	1.89	0.84
47:CT:52:LYS:HE2	47:CT:79:SER:OG	1.77	0.84
49:CV:65:ASN:H	49:CV:65:ASN:HD22	1.20	0.84
31:DA:1003:G:C2'	31:DA:1004:A:H5'	2.07	0.84
17:B2:80:GLN:O	17:B2:81:TYR:CD1	2.30	0.84
1:BA:1252:G:N3	16:B1:33:ARG:HD2	1.91	0.84
4:BE:80:GLU:O	4:BE:81:ILE:HB	1.77	0.84
31:CA:1003:G:C2'	31:CA:1004:A:H5'	2.07	0.84
31:CA:974:A:O2'	31:CA:975:A:OP2	1.93	0.84
32:CE:141:GLU:O	32:CE:145:LEU:HB2	1.77	0.84
7:AH:4:ILE:HB	7:AH:6:ARG:HG3	1.59	0.84
8:AK:102:SER:O	8:AK:106:GLY:HA2	1.78	0.84
17:B2:35:LEU:O	17:B2:37:VAL:HG22	1.77	0.84
1:BA:654(B):C:H2'	1:BA:654(C):G:C8	2.12	0.84
5:BF:51:THR:HG21	5:BF:92:PRO:HD2	1.57	0.84
7:BH:137:ASP:HB2	7:BH:140:LYS:HE2	1.58	0.84
12:BP:65:PHE:O	12:BP:66:ILE:HG13	1.77	0.84
31:CA:664:G:H22	31:CA:741:G:H1	1.23	0.84
44:DQ:13:THR:N	44:DQ:14:PRO:HD3	1.93	0.84
16:A1:112:ARG:CG	16:A1:112:ARG:HH11	1.90	0.84
7:AH:4:ILE:HD11	7:AH:7:LEU:HD11	1.56	0.84

Continued on next page...

Continued from previous page...

Atom-1	Atom-2	Interatomic distance (Å)	Clash overlap (Å)
1:BA:1496:A:H8	1:BA:1577:C:HO2'	0.87	0.84
12:BP:75:THR:HB	12:BP:88:GLY:HA3	1.58	0.84
14:BQ:26:LEU:O	14:BQ:88:ASP:N	2.08	0.84
31:CA:129(A):G:C2	31:CA:188:U:O2'	2.30	0.84
45:DR:17:ARG:CG	45:DR:17:ARG:HH11	1.89	0.84
17:A2:47:VAL:CG2	17:A2:48:GLY:H	1.89	0.84
28:A6:15:GLU:HG2	28:A6:16:CYS:H	1.42	0.84
1:AA:1264:G:H5'	27:A5:11:THR:HG21	1.58	0.84
1:AA:2062:A:N3	1:AA:2062:A:H2'	1.93	0.84
1:AA:2756:U:H4'	1:AA:2757:A:OP1	1.75	0.84
3:AD:96:HIS:CD2	3:AD:102:LYS:HE2	2.13	0.84
7:AH:92:ILE:HD12	7:AH:92:ILE:H	1.40	0.84
9:AM:1:MET:HE1	16:A1:95:LEU:HD21	1.58	0.84
28:B6:25:LYS:CE	30:B8:34:TRP:HH2	1.90	0.84
1:BA:1689:A:N6	1:BA:1698:A:C2	2.39	0.84
1:BA:2406:U:O4	11:BO:70:GLN:HB2	1.78	0.84
1:BA:2571:C:H5'	1:BA:2572:A:C5'	2.08	0.84
4:BE:51:PHE:CE2	4:BE:52:LEU:HD12	2.11	0.84
9:BM:97:ARG:CG	9:BM:97:ARG:HH11	1.89	0.84
20:BU:96:ILE:HG12	20:BU:101:LYS:HG3	1.58	0.84
53:DC:62:C:H2'	53:DC:63:C:H6	1.43	0.84
31:DA:1305:G:H5'	51:DX:4:GLY:HA3	1.59	0.84
15:AR:16:ARG:NE	15:AR:19:LEU:HD21	1.91	0.84
15:BR:13:ARG:H	15:BR:13:ARG:HD3	1.42	0.84
3:AD:27:THR:O	3:AD:28:GLU:HB2	1.75	0.84
4:BE:81:ILE:HG23	4:BE:82:ARG:H	1.37	0.84
5:BF:153:SER:OG	5:BF:190:GLU:HG3	1.78	0.84
31:DA:363:A:N7	42:DO:33:ARG:NH1	2.26	0.84
1:AA:1535:U:H3'	1:AA:1536:A:H5''	1.60	0.84
17:B2:75:PHE:CD1	17:B2:75:PHE:O	2.30	0.84
26:B4:18:CYS:SG	26:B4:19:GLY:HA2	2.18	0.84
1:BA:2580:U:H4'	4:BE:130:GLY:HA3	1.59	0.84
37:DJ:16:LEU:HD12	39:DL:42:ARG:HA	1.58	0.84
1:AA:1191:G:OP1	11:AO:32:THR:OG1	1.96	0.84
4:AE:23:VAL:CA	4:AE:185:LYS:HA	2.07	0.84
1:BA:2420:C:H41	30:B8:31:HIS:CB	1.89	0.84
40:CM:55:LYS:NZ	40:CM:55:LYS:HB3	1.93	0.84
31:DA:1131:G:H2'	31:DA:1132:C:H6	1.42	0.84
31:DA:1133:G:H2'	31:DA:1134:G:H8	1.42	0.84
1:AA:309:G:N3	1:AA:329:G:O2'	2.10	0.84
1:BA:2795:G:H3'	1:BA:2797:U:C5'	2.06	0.84

Continued on next page...

Continued from previous page...

Atom-1	Atom-2	Interatomic distance (Å)	Clash overlap (Å)
31:DA:686:U:H1'	41:DN:42:TRP:HE1	1.43	0.84
6:AG:67:LYS:HE2	26:A4:6:HIS:HE1	1.38	0.83
26:B4:21:VAL:HG22	26:B4:22:ILE:H	1.41	0.83
34:CG:170:VAL:HG22	34:CG:171:GLY:H	1.43	0.83
31:DA:965:A:C2	31:DA:969:A:C2	2.66	0.83
1:AA:2635:C:H5 ^γ	4:AE:78:LEU:CB	2.07	0.83
6:AG:82:LEU:HA	6:AG:86:MET:HE3	1.58	0.83
18:AS:18:ARG:HG2	18:AS:76:VAL:HG13	1.60	0.83
1:BA:2015:A:O4'	27:B5:2:ALA:HB2	1.78	0.83
4:BE:51:PHE:CE1	4:BE:52:LEU:HD12	2.13	0.83
15:BR:56:GLY:O	15:BR:59:THR:HG23	1.77	0.83
31:CA:1053:G:C5'	31:CA:1054:C:H5'	2.07	0.83
31:DA:345:C:O2'	31:DA:346:G:O5'	1.95	0.83
31:DA:1191:A:P	33:DF:3:ASN:HD21	2.01	0.83
4:AE:78:LEU:HG	4:AE:79:ARG:N	1.91	0.83
6:AG:129:GLY:HA2	6:AG:166:ASP:HB3	1.61	0.83
30:B8:22:VAL:CA	30:B8:50:LEU:HD23	2.08	0.83
47:CT:76:LEU:HD12	47:CT:77:VAL:N	1.93	0.83
31:CA:1004:A:C5'	31:CA:1025:U:O4	2.26	0.83
35:CH:74:GLY:O	35:CH:115:VAL:HA	1.77	0.83
52:DB:31:C:O2	52:DB:41:G:N2	2.11	0.83
7:AH:64:LEU:O	7:AH:68:THR:OG1	1.94	0.83
10:AN:107:ARG:NH1	15:AR:36:GLU:OE2	2.11	0.83
28:B6:45:LYS:HE3	28:B6:45:LYS:CA	2.06	0.83
1:BA:1827:C:OP2	3:BD:222:ARG:NH1	2.11	0.83
3:BD:242:ARG:HD2	3:BD:242:ARG:N	1.92	0.83
25:BX:29:ARG:H	25:BX:33:GLN:HE22	1.24	0.83
53:CD:15:G:N2	53:CD:49:C:O2	2.09	0.83
17:A2:59:ALA:HB2	17:A2:96:ILE:HD13	1.59	0.83
1:AA:1899:G:N2	1:AA:1902:C:C5	2.47	0.83
5:AF:127:GLU:OE2	5:AF:127:GLU:HA	1.75	0.83
28:B6:17:LYS:HB2	28:B6:44:ARG:HH22	1.42	0.83
1:BA:2137:C:N4	1:BA:2154:G:H1	1.75	0.83
1:BA:2422:A:H4'	1:BA:2423:U:OP1	1.77	0.83
1:BA:885:C:N4	1:BA:890:A:H62	1.77	0.83
34:CG:33:MET:HE1	34:CG:37:PRO:HA	1.57	0.83
1:AA:140:A:H8	1:AA:1408:C:HO2'	0.83	0.83
1:AA:2298:A:H62	1:AA:2318:G:H8	1.27	0.83
1:AA:2346:A:H5 ^γ	1:AA:2383:G:O4'	1.79	0.83
1:AA:873:G:H1	1:AA:904:C:N4	1.77	0.83
8:AK:92:VAL:HG13	8:AK:120:ILE:HG23	1.61	0.83

Continued on next page...

Continued from previous page...

Atom-1	Atom-2	Interatomic distance (Å)	Clash overlap (Å)
17:B2:76:LYS:N	17:B2:80:GLN:HG2	1.93	0.83
1:BA:1858:G:O2'	1:BA:1884:A:N6	2.12	0.83
1:BA:1899:G:N2	1:BA:1902:C:C5	2.47	0.83
1:BA:654(C):G:H2'	1:BA:654(D):G:O4'	1.79	0.83
31:DA:142:G:H1	31:DA:221:C:H42	1.24	0.83
34:DG:107:ARG:CG	34:DG:107:ARG:HH11	1.92	0.83
30:B8:22:VAL:O	30:B8:50:LEU:HD22	1.79	0.83
53:CD:19:G:H1'	53:CD:59:A:C2	2.14	0.83
1:AA:2137:C:N4	1:AA:2154:G:H1	1.76	0.83
3:AD:270:ILE:O	3:AD:271:ILE:HG23	1.78	0.83
4:AE:51:PHE:CD1	4:AE:52:LEU:HG	2.13	0.83
30:B8:51:ALA:CA	30:B8:53:PRO:HD2	2.09	0.83
1:BA:6:A:H4'	9:BM:129:PRO:HB2	1.60	0.83
40:CM:48:THR:HG23	40:CM:62:HIS:ND1	1.93	0.83
43:CP:13:LYS:O	43:CP:44:ARG:NH1	2.10	0.83
31:DA:509:A:O2'	31:DA:510:A:OP1	1.97	0.83
49:DV:9:VAL:HG11	49:DV:11:VAL:HG12	1.61	0.83
31:DA:186:C:H1'	50:DW:81:LYS:NZ	1.93	0.83
3:AD:35:LYS:HG2	3:AD:64:ILE:H	1.43	0.83
1:BA:712:G:H1	1:BA:719:C:H42	1.26	0.83
12:BP:62:GLY:O	12:BP:63:LYS:HB2	1.78	0.83
26:A4:63:TYR:CE1	49:CV:42:PRO:HD3	2.12	0.82
6:AG:121:ASN:HD22	6:AG:123:ASN:H	1.24	0.82
7:AH:46:GLU:OE1	7:AH:51:ARG:NH1	2.12	0.82
14:AQ:11:LYS:HD3	14:AQ:91:PRO:HD3	1.60	0.82
20:AU:76:CYS:SG	20:AU:77:PRO:HD3	2.18	0.82
28:B6:25:LYS:CB	30:B8:34:TRP:CH2	2.61	0.82
1:BA:511:U:H3'	1:BA:512:G:H5''	1.59	0.82
3:BD:96:HIS:CE1	3:BD:102:LYS:HD3	2.14	0.82
31:CA:1160:G:N1	31:CA:1177:G:N2	2.26	0.82
31:CA:60:A:H4'	31:CA:61:G:H5'	1.61	0.82
53:CC:17:C:C3'	53:CC:18:C:H5''	2.04	0.82
40:CM:50:ILE:HD11	40:CM:57:LYS:HD2	1.61	0.82
33:DF:111:LEU:HD21	33:DF:146:ALA:H	1.45	0.82
1:AA:900:A:H5'	1:AA:901:A:OP2	1.79	0.82
18:AS:29:LEU:HD21	18:AS:33:ARG:CZ	2.09	0.82
2:BB:42:C:O2	6:BG:93:THR:N	2.10	0.82
4:BE:51:PHE:CA	4:BE:52:LEU:CB	2.57	0.82
5:BF:157:VAL:HB	5:BF:194:MET:HB3	1.61	0.82
31:DA:1004:A:C2	31:DA:1024:G:C8	2.66	0.82
3:AD:34:VAL:HG22	3:AD:35:LYS:HG3	1.60	0.82

Continued on next page...

Continued from previous page...

Atom-1	Atom-2	Interatomic distance (Å)	Clash overlap (Å)
1:BA:2392:A:H2	1:BA:2424:C:H42	1.23	0.82
41:CN:78:GLN:O	41:CN:103:LEU:HA	1.80	0.82
45:CR:38:ARG:HH11	45:CR:38:ARG:HG2	1.43	0.82
1:AA:155:C:N4	1:AA:171:G:H1	1.77	0.82
4:AE:61:ARG:H	4:AE:62:PRO:HD3	1.42	0.82
1:BA:607:U:H3	1:BA:621:A:H2	1.27	0.82
4:BE:48:GLN:O	4:BE:49:LEU:CG	2.27	0.82
11:BO:80:TYR:CE1	11:BO:111:ARG:HG2	2.14	0.82
31:CA:1175:G:H2'	31:CA:1176:A:C8	2.14	0.82
31:CA:1160:G:O6	31:CA:1181:G:O6	1.98	0.82
31:CA:538:G:H5''	42:CO:111:LYS:HB2	1.58	0.82
31:DA:421:U:O2	31:DA:421:U:H2'	1.78	0.82
31:DA:750:G:N3	45:DR:23:GLY:HA3	1.92	0.82
1:AA:1478:G:H2'	1:AA:1479:G:H8	1.43	0.82
30:B8:30:ARG:O	30:B8:31:HIS:HB2	1.76	0.82
1:BA:1678:G:H22	1:BA:1989:G:H22	1.25	0.82
7:AH:11:VAL:HB	7:AH:12:PRO:HD2	1.59	0.82
9:AM:133:GLN:NE2	9:AM:133:GLN:H	1.78	0.82
1:BA:2210:G:H3'	1:BA:2211:G:C4	2.14	0.82
3:BD:69:ARG:NH2	3:BD:128:GLY:O	2.12	0.82
28:A6:45:LYS:HA	28:A6:45:LYS:HE3	1.59	0.82
1:AA:1869:G:H5'	1:AA:1869:G:H8	1.42	0.82
1:AA:370:G:H4'	1:AA:371:A:OP2	1.79	0.82
4:AE:60:ASN:C	4:AE:61:ARG:CD	2.47	0.82
1:BA:885:C:N4	1:BA:890:A:N6	2.26	0.82
2:BB:75:G:H5'	2:BB:75:G:H8	1.42	0.82
31:CA:201:C:N4	31:CA:216:G:H1	1.78	0.82
17:B2:78:LYS:C	17:B2:79:VAL:HG22	1.95	0.82
1:BA:1537:C:H2'	1:BA:1538:G:C8	2.14	0.82
1:BA:9:U:N3	1:BA:2629:A:C6	2.46	0.82
33:CF:20:SER:HB3	33:CF:40:ARG:HH22	1.44	0.82
31:DA:600:C:H2'	31:DA:601:C:H6	1.43	0.82
1:AA:2285:C:OP1	28:A6:28:ARG:HD3	1.80	0.82
1:AA:2733:A:C2'	1:AA:2734:A:H5''	2.09	0.82
20:AU:96:ILE:HG23	20:AU:101:LYS:HG2	1.59	0.82
1:BA:1012:U:C2	1:BA:1143:A:C2	2.68	0.82
37:CJ:23:VAL:HG12	37:CJ:43:PHE:HE2	1.45	0.82
11:AO:64:LYS:CD	30:A8:25:MET:SD	2.68	0.82
9:AM:97:ARG:HA	9:AM:100:GLU:HB2	1.61	0.82
11:AO:64:LYS:CB	30:A8:25:MET:CG	2.53	0.82
15:AR:93:ARG:HH11	15:AR:93:ARG:HG3	1.43	0.82

Continued on next page...

Continued from previous page...

Atom-1	Atom-2	Interatomic distance (Å)	Clash overlap (Å)
7:BH:152:ARG:CZ	7:BH:153:LYS:HG2	2.10	0.82
21:BV:128:VAL:HG22	21:BV:129:SER:H	1.43	0.82
46:CS:53:VAL:HG12	46:CS:79:VAL:HG22	1.61	0.82
31:DA:1292:U:H2'	31:DA:1293:G:C8	2.15	0.82
1:AA:856:C:H2'	1:AA:857:C:H6	1.45	0.81
4:AE:13:ARG:HH11	4:AE:13:ARG:CB	1.93	0.81
6:AG:64:THR:HG23	6:AG:66:GLN:H	1.43	0.81
13:B0:37:THR:HG22	13:B0:40:LYS:HB2	1.61	0.81
33:CF:181:ASN:ND2	33:CF:204:LEU:HB2	1.94	0.81
1:AA:860:U:C5	1:AA:917:A:H2	1.98	0.81
17:B2:87:HIS:O	17:B2:87:HIS:CG	2.31	0.81
1:BA:1310:G:OP2	29:B7:9:ARG:NH1	2.12	0.81
6:BG:37:VAL:O	6:BG:94:LEU:HD23	1.80	0.81
20:BU:13:VAL:CG2	20:BU:72:VAL:HB	2.09	0.81
43:CP:13:LYS:O	43:CP:44:ARG:HD2	1.81	0.81
45:DR:24:SER:HB3	45:DR:27:VAL:HG23	1.62	0.81
1:AA:2815:C:H5'	27:A5:29:THR:HG21	1.60	0.81
4:AE:16:ARG:HG3	4:AE:16:ARG:O	1.79	0.81
9:AM:34:LEU:HD21	9:AM:120:LEU:HB2	1.62	0.81
17:B2:80:GLN:O	17:B2:81:TYR:CG	2.32	0.81
30:B8:33:ASN:N	30:B8:36:LYS:CE	2.37	0.81
1:BA:1022:G:H2	1:BA:1142(A):A:H2	1.27	0.81
32:CE:8:LYS:H	32:CE:8:LYS:HE2	1.46	0.81
35:CH:8:GLU:OE1	35:CH:63:ARG:NH2	2.12	0.81
31:DA:448:A:P	31:DA:485:G:H22	2.03	0.81
23:AZ:86:SER:N	23:AZ:87:PRO:HD2	1.94	0.81
3:BD:166:GLN:NE2	3:BD:166:GLN:HA	1.93	0.81
23:BZ:91:LYS:HZ2	23:BZ:91:LYS:HB2	1.41	0.81
31:CA:677:U:H3	31:CA:713:G:H22	1.29	0.81
33:CF:40:ARG:O	33:CF:44:GLU:HG2	1.79	0.81
31:DA:173:U:H5''	31:DA:197:A:O4'	1.79	0.81
34:DG:139:ARG:CG	34:DG:139:ARG:HH11	1.94	0.81
37:DJ:20:ASP:HB3	37:DJ:23:VAL:HG23	1.62	0.81
40:DM:22:LYS:HD2	40:DM:26:ALA:HB2	1.62	0.81
27:A5:4:HIS:HB3	27:A5:5:PRO:HD3	1.60	0.81
1:AA:2790:A:H1'	1:AA:2893:G:O2'	1.80	0.81
28:B6:44:ARG:C	28:B6:45:LYS:HD2	2.00	0.81
3:BD:43:ARG:HH11	3:BD:44:ASN:ND2	1.79	0.81
5:BF:34:TRP:CZ3	11:BO:8:PRO:HB3	2.15	0.81
19:BT:60:ARG:CG	19:BT:60:ARG:HH11	1.93	0.81
31:CA:105:G:H2'	31:CA:106:C:C6	2.16	0.81

Continued on next page...

Continued from previous page...

Atom-1	Atom-2	Interatomic distance (Å)	Clash overlap (Å)
53:DC:17:C:C3'	53:DC:18:C:H5''	2.07	0.81
17:B2:71:LEU:N	17:B2:86:GLY:HA3	1.90	0.81
1:BA:1819:A:H4'	1:BA:1820:U:O5'	1.80	0.81
3:BD:35:LYS:HB3	3:BD:63:ARG:HA	1.62	0.81
1:BA:1257:C:H4'	5:BF:83:PHE:CD2	2.15	0.81
1:BA:910:A:H62	12:BP:12:GLN:HA	1.46	0.81
24:BW:41:ILE:HD11	24:BW:44:LEU:HG	1.62	0.81
32:CE:204:ASN:HD22	32:CE:206:ASP:H	1.29	0.81
32:DE:16:HIS:CE1	32:DE:213:LEU:HD13	2.16	0.81
45:DR:87:ILE:HG22	45:DR:88:ARG:N	1.96	0.81
50:DW:64:ASP:OD1	50:DW:81:LYS:HD2	1.81	0.81
1:AA:654(A):A:H2	1:AA:654(T):A:N1	1.79	0.81
3:AD:166:GLN:HE21	3:AD:166:GLN:HA	1.45	0.81
9:AM:96:GLU:O	9:AM:97:ARG:HB2	1.80	0.81
13:B0:24:GLN:HE22	13:B0:36:THR:HG21	1.44	0.81
1:BA:309:G:N3	1:BA:329:G:O2'	2.14	0.81
1:BA:708:C:H42	1:BA:723:G:H1	1.27	0.81
12:BP:26:TYR:HD1	12:BP:139:GLU:HG2	1.25	0.81
12:BP:66:ILE:O	12:BP:67:ARG:HB2	1.79	0.81
15:BR:90:GLN:HE21	15:BR:91:ARG:H	1.26	0.81
31:CA:530:G:H4'	31:CA:531:U:OP2	1.79	0.81
41:CN:99:GLN:HE21	41:CN:105:VAL:HG21	1.45	0.81
31:DA:1497:G:H2'	31:DA:1498:U:H5'	1.60	0.81
31:DA:1502:A:H2	31:DA:1505:G:H1	1.26	0.81
39:DL:114:TYR:HE1	40:DM:60:ARG:O	1.63	0.81
1:AA:1404:C:O2'	1:AA:1405:U:H5'	1.81	0.81
1:AA:2688:U:H5	1:AA:2720:U:OP2	1.64	0.81
1:AA:847:U:C4	1:AA:933:A:N1	2.48	0.81
9:AM:46:VAL:CG1	9:AM:48:MET:HG3	2.11	0.81
1:BA:2872:G:C8	1:BA:2873:A:C2	2.69	0.81
4:BE:47:VAL:O	4:BE:80:GLU:HA	1.80	0.81
25:BX:59:VAL:HG12	25:BX:60:GLU:H	1.46	0.81
31:CA:87:A:OP1	31:CA:87:A:H4'	1.79	0.81
31:DA:1176:A:N6	31:DA:1177:G:C6	2.49	0.81
31:DA:328:C:O2'	31:DA:329:A:OP2	1.97	0.81
32:DE:233:SER:HB3	32:DE:234:PRO:HD2	1.63	0.81
37:DJ:16:LEU:HD11	39:DL:45:ALA:HB2	1.63	0.81
8:AK:131:LYS:HB3	8:AK:132:PRO:HA	1.62	0.81
19:AT:84:ALA:HB1	19:AT:85:PRO:HD2	1.61	0.81
21:AV:111:VAL:HG11	21:AV:146:ILE:HB	1.62	0.81
1:BA:1416:G:O2'	1:BA:1417:C:O5'	1.97	0.81

Continued on next page...

Continued from previous page...

Atom-1	Atom-2	Interatomic distance (Å)	Clash overlap (Å)
1:BA:2125:G:N2	1:BA:2172:U:O5'	2.14	0.81
4:BE:56:PRO:HG3	4:BE:57:LYS:HZ1	1.41	0.81
12:BP:24:GLY:CA	12:BP:25:ASP:HB3	2.05	0.81
1:AA:287:C:H2'	1:AA:288:C:H6	1.44	0.81
3:AD:35:LYS:HE3	3:AD:64:ILE:C	1.99	0.81
21:AV:105:VAL:HG22	21:AV:106:GLY:H	1.44	0.81
1:BA:2015:A:H1'	27:B5:2:ALA:N	1.95	0.81
12:BP:30:GLY:HA2	12:BP:107:ALA:HB2	1.60	0.81
31:CA:254:G:OP1	47:CT:67:LYS:O	1.99	0.81
31:DA:209:U:H4'	31:DA:210:U:OP2	1.79	0.81
15:AR:64:ARG:HB2	15:AR:73:GLU:HG2	1.61	0.81
1:BA:1057:A:H2	1:BA:1081:U:H3	1.25	0.81
4:BE:79:ARG:HH11	4:BE:79:ARG:CG	1.94	0.81
19:BT:60:ARG:HG3	19:BT:60:ARG:HH11	1.43	0.81
1:AA:67:U:N3	1:AA:74:A:H2	1.78	0.80
4:AE:116:VAL:O	4:AE:117:MET:HB3	1.81	0.80
6:AG:96:ARG:CG	6:AG:96:ARG:HH11	1.94	0.80
9:AM:13:TRP:O	9:AM:135:PRO:HD2	1.82	0.80
11:AO:71:VAL:CG1	11:AO:72:PRO:CD	2.58	0.80
15:AR:58:ASN:ND2	15:AR:58:ASN:C	2.30	0.80
26:B4:20:ASN:CG	26:B4:21:VAL:H	1.83	0.80
8:BK:144:VAL:HG22	8:BK:145:VAL:HG23	1.60	0.80
31:CA:1036:G:H5'	31:CA:1037:C:OP2	1.81	0.80
31:DA:1160:G:O6	31:DA:1181:G:C6	2.34	0.80
31:DA:273:A:H2'	31:DA:274:A:H5'	1.61	0.80
32:DE:168:THR:HG23	32:DE:192:SER:HB3	1.62	0.80
49:DV:20:LEU:O	49:DV:23:ASN:HB3	1.82	0.80
1:BA:609(A):G:N2	1:BA:619:G:H1'	1.96	0.80
14:BQ:27:SER:CB	14:BQ:88:ASP:OD1	2.28	0.80
31:CA:1028(B):C:H42	31:CA:1032(A):G:H1	1.22	0.80
52:CB:37:G:H1	54:C1:19:U:H3	1.29	0.80
41:CN:57:THR:HG22	41:CN:59:TYR:H	1.45	0.80
4:AE:4:ILE:HD13	4:AE:28:ALA:HB1	1.63	0.80
7:AH:86:GLU:H	7:AH:86:GLU:CD	1.80	0.80
14:AQ:83:LYS:O	14:AQ:109:GLY:HA2	1.81	0.80
28:B6:15:GLU:CG	28:B6:47:THR:HG21	2.11	0.80
1:BA:2191:G:O2'	1:BA:2192:G:OP1	2.00	0.80
5:BF:101:LEU:O	5:BF:106:ARG:NH1	2.14	0.80
12:BP:79:LEU:C	12:BP:79:LEU:HD12	2.02	0.80
31:CA:1004:A:H8	31:CA:1036:G:N1	1.79	0.80
31:DA:1128:C:H5''	39:DL:16:ARG:HH22	1.44	0.80

Continued on next page...

Continued from previous page...

Atom-1	Atom-2	Interatomic distance (Å)	Clash overlap (Å)
31:DA:1129:C:C4	31:DA:1139:G:C2	2.69	0.80
32:DE:17:PHE:HE2	32:DE:44:LEU:HA	1.46	0.80
17:A2:44:LYS:CG	17:A2:45:THR:H	1.95	0.80
4:AE:23:VAL:CG1	4:AE:184:VAL:C	2.48	0.80
9:AM:59:LYS:HE3	9:AM:61:ARG:HH12	1.45	0.80
15:AR:105:LEU:O	15:AR:107:ASP:OD1	2.00	0.80
16:B1:17:ILE:HD12	16:B1:32:PHE:HE2	1.45	0.80
1:BA:2210:G:H4'	1:BA:2211:G:OP2	1.82	0.80
1:BA:2467:C:H4'	12:BP:123:HIS:CD2	2.17	0.80
23:AZ:78:LYS:O	23:AZ:78:LYS:HD2	1.82	0.80
17:B2:76:LYS:CB	17:B2:80:GLN:CB	2.30	0.80
3:BD:27:THR:HG21	3:BD:83:GLU:CG	2.10	0.80
6:BG:83:ARG:O	6:BG:86:MET:HB2	1.81	0.80
12:BP:59:ARG:HG2	12:BP:59:ARG:HH21	1.46	0.80
31:CA:1004:A:H8	31:CA:1036:G:H22	1.29	0.80
28:A6:46:HIS:O	28:A6:47:THR:CG2	2.30	0.80
1:AA:1864:U:C2'	1:AA:1869:G:H5''	2.11	0.80
12:AP:64:ILE:O	12:AP:65:PHE:CD2	2.34	0.80
23:AZ:92:LYS:HA	23:AZ:95:LEU:HB2	1.63	0.80
1:BA:2372:G:C4'	28:B6:46:HIS:CE1	2.65	0.80
30:B8:22:VAL:O	30:B8:50:LEU:CD2	2.30	0.80
1:BA:1141:U:OP2	9:BM:63:THR:OG1	1.99	0.80
32:CE:60:ASP:HB3	32:CE:64:ARG:NH1	1.96	0.80
33:CF:95:THR:HG22	33:CF:97:LYS:H	1.46	0.80
1:AA:1388:G:O2'	1:AA:1389:G:H5'	1.81	0.80
1:AA:1885:A:H8	1:AA:1885:A:H5'	1.47	0.80
12:AP:66:ILE:O	12:AP:67:ARG:HB2	1.79	0.80
17:B2:82:ARG:CG	17:B2:82:ARG:HH11	1.95	0.80
1:BA:1652:A:H62	13:B0:11:ASN:HD21	1.28	0.80
1:BA:2019:A:N7	27:B5:9:LYS:HE3	1.96	0.80
12:BP:90:VAL:O	12:BP:90:VAL:CG1	2.30	0.80
19:BT:51:VAL:H	19:BT:83:VAL:HG23	1.46	0.80
31:DA:254:G:OP1	47:DT:67:LYS:O	1.98	0.80
16:A1:92:ARG:NH1	17:A2:11:GLN:O	2.14	0.80
1:AA:1188:U:H4'	17:A2:79:VAL:HG22	1.64	0.80
27:A5:40:LYS:HZ3	27:A5:46:CYS:C	1.85	0.80
1:AA:1786:A:H2	1:AA:2606:C:H1'	1.47	0.80
27:B5:16:ARG:HG2	27:B5:16:ARG:NH1	1.87	0.80
1:BA:2438:U:O3'	1:BA:2439:A:H3'	1.82	0.80
7:BH:102:ALA:HB1	7:BH:115:VAL:O	1.82	0.80
7:BH:4:ILE:HG13	7:BH:6:ARG:HG2	1.63	0.80

Continued on next page...

Continued from previous page...

Atom-1	Atom-2	Interatomic distance (Å)	Clash overlap (Å)
1:BA:958:U:OP2	12:BP:14:ARG:NH1	2.14	0.80
15:BR:50:ILE:HD11	15:BR:102:ILE:HD11	1.64	0.80
21:BV:157:LEU:HB3	21:BV:161:VAL:HG12	1.64	0.80
31:DA:1346:A:H1'	31:DA:1347:G:OP2	1.82	0.80
49:DV:9:VAL:CG1	49:DV:11:VAL:HG12	2.12	0.80
1:AA:2394:C:P	11:AO:62:LEU:HB2	2.22	0.80
8:AK:2:LYS:HB2	8:AK:39:ALA:HB2	1.64	0.80
12:AP:21:THR:CG2	12:AP:21:THR:O	2.30	0.80
8:BK:4:ILE:HG12	8:BK:18:VAL:HG22	1.63	0.80
11:BO:50:ARG:HG3	11:BO:50:ARG:HH21	1.47	0.80
37:CJ:22:LEU:HD23	37:CJ:62:PHE:HE2	1.46	0.80
31:DA:748:C:H4'	31:DA:749:C:O5'	1.79	0.80
39:DL:53:VAL:HG13	39:DL:95:LYS:HE3	1.62	0.80
3:AD:35:LYS:H3	3:AD:104:TYR:HB2	1.45	0.80
4:AE:14:ILE:O	4:AE:15:PHE:HB2	1.80	0.80
9:AM:115:ARG:O	9:AM:118:LYS:N	2.15	0.80
1:BA:1056:G:H5''	1:BA:1057:A:H5'	1.64	0.80
5:BF:116:ASP:OD2	11:BO:1:MET:N	2.14	0.80
11:BO:9:ASN:HB3	11:BO:10:PRO:CD	2.12	0.80
20:BU:97:ARG:HH21	20:BU:98:VAL:HB	1.44	0.80
43:DP:80:ARG:NH1	49:DV:66:MET:SD	2.55	0.80
22:A3:23:VAL:HG13	22:A3:38:VAL:HG23	1.63	0.79
1:AA:2371:G:O4'	28:A6:45:LYS:HG3	1.80	0.79
1:AA:1728:G:H8	1:AA:1732:A:H62	1.30	0.79
1:AA:2219:G:H2'	1:AA:2224:G:H5'	1.62	0.79
4:AE:22:PRO:O	4:AE:23:VAL:CG1	2.30	0.79
17:B2:76:LYS:CG	17:B2:80:GLN:HB2	2.12	0.79
2:BB:40:U:O2	2:BB:45:A:N6	2.15	0.79
11:BO:101:VAL:CG2	11:BO:106:LEU:CD1	2.56	0.79
41:CN:40:ILE:HG22	41:CN:75:TYR:CD2	2.16	0.79
43:CP:3:ARG:HD3	43:CP:7:VAL:HG13	1.61	0.79
33:DF:117:ALA:HB2	33:DF:200:ALA:HB2	1.64	0.79
1:AA:593:G:H1'	30:A8:4:MET:HE1	1.65	0.79
1:AA:944:G:H3'	1:AA:944:G:N3	1.97	0.79
4:AE:60:ASN:OD1	4:AE:62:PRO:CG	2.30	0.79
8:AK:107:VAL:HG12	8:AK:108:THR:H	1.47	0.79
11:AO:38:GLN:O	11:AO:41:ARG:HB2	1.81	0.79
21:AV:76:LEU:H	21:AV:76:LEU:HD23	1.47	0.79
1:BA:528:A:C2	1:BA:2043:C:H5'	2.16	0.79
4:BE:36:ARG:HG2	4:BE:36:ARG:HH11	1.46	0.79
52:DB:7:G:H3'	52:DB:8:U:C5'	2.11	0.79

Continued on next page...

Continued from previous page...

Atom-1	Atom-2	Interatomic distance (Å)	Clash overlap (Å)
1:AA:676:A:H8	1:AA:2069:G:H21	1.27	0.79
28:B6:47:THR:CG2	28:B6:47:THR:O	2.30	0.79
9:BM:30:ILE:O	9:BM:34:LEU:HD22	1.82	0.79
12:BP:26:TYR:CD1	12:BP:139:GLU:HG3	2.17	0.79
12:BP:21:THR:CG2	12:BP:21:THR:O	2.30	0.79
34:DG:13:ARG:HD3	34:DG:13:ARG:H	1.47	0.79
46:DS:53:VAL:HG12	46:DS:79:VAL:HG22	1.64	0.79
11:AO:64:LYS:HB2	30:A8:25:MET:HG3	1.64	0.79
1:AA:140:A:C8	1:AA:1408:C:O2'	2.34	0.79
1:AA:76:C:O2'	24:AW:62:THR:HG21	1.82	0.79
2:AB:71:C:H2'	2:AB:72:G:H8	1.46	0.79
4:AE:13:ARG:HH11	4:AE:13:ARG:HB3	1.48	0.79
7:AH:4:ILE:H	7:AH:4:ILE:HD13	1.45	0.79
20:AU:76:CYS:O	20:AU:78:ALA:N	2.15	0.79
1:BA:2154:G:H2'	1:BA:2155:G:H8	1.48	0.79
4:BE:51:PHE:HA	4:BE:52:LEU:HB2	1.64	0.79
5:BF:46:ARG:HH11	5:BF:46:ARG:CG	1.96	0.79
21:BV:105:VAL:HG22	21:BV:106:GLY:H	1.48	0.79
39:DL:125:TYR:HD2	39:DL:126:SER:N	1.80	0.79
41:DN:69:ALA:HB1	41:DN:103:LEU:HD21	1.63	0.79
31:DA:362:G:H4'	42:DO:33:ARG:HH21	1.45	0.79
1:AA:1434:A:H61	1:AA:1558:A:H62	1.30	0.79
11:AO:114:ILE:HD11	11:AO:130:PHE:HD1	1.48	0.79
20:AU:87:LYS:HD2	20:AU:92:ASN:HB3	1.64	0.79
1:BA:1058:U:H3	1:BA:1080:A:H61	1.26	0.79
4:BE:182:LEU:HD12	4:BE:183:LEU:H	1.46	0.79
8:BK:82:ARG:HH21	31:CA:56:U:C4'	1.95	0.79
11:BO:105:LEU:O	11:BO:105:LEU:CD1	2.30	0.79
11:BO:61:ARG:HH21	11:BO:61:ARG:HB2	0.77	0.79
52:CB:18:G:H1'	52:CB:19:G:OP1	1.82	0.79
31:DA:1160:G:H1	31:DA:1177:G:H22	0.84	0.79
42:DO:62:SER:HB2	42:DO:64:TYR:HD1	1.47	0.79
1:AA:654(A):A:C2	1:AA:654(T):A:N1	2.51	0.79
12:AP:65:PHE:O	12:AP:66:ILE:CG2	2.30	0.79
15:AR:50:ILE:HD11	15:AR:102:ILE:HD11	1.64	0.79
1:BA:205:G:H1'	1:BA:206:U:OP2	1.82	0.79
3:BD:246:PRO:HD2	3:BD:255:LYS:HE2	1.63	0.79
4:BE:66:HIS:NE2	4:BE:73:GLU:OE1	2.15	0.79
31:DA:942:G:H21	39:DL:124:GLN:NE2	1.80	0.79
1:AA:1049:C:H2'	1:AA:1050:A:H5''	1.64	0.79
3:AD:35:LYS:HD3	3:AD:63:ARG:CA	2.12	0.79

Continued on next page...

Continued from previous page...

Atom-1	Atom-2	Interatomic distance (Å)	Clash overlap (Å)
6:AG:82:LEU:HD22	6:AG:82:LEU:C	2.02	0.79
7:AH:30:LYS:HD2	7:AH:81:GLU:H	1.47	0.79
24:AW:15:LYS:H	24:AW:67:LYS:NZ	1.81	0.79
28:B6:38:LYS:NZ	28:B6:46:HIS:HD2	1.81	0.79
1:BA:2712(A):A:H5''	1:BA:2713:A:OP2	1.82	0.79
11:BO:105:LEU:O	11:BO:106:LEU:HB2	1.82	0.79
11:BO:64:LYS:HB3	30:B8:25:MET:HG2	1.63	0.79
14:BQ:27:SER:HA	14:BQ:88:ASP:HB2	0.84	0.79
20:BU:97:ARG:NH2	20:BU:98:VAL:HB	1.98	0.79
31:CA:601:C:H2'	31:CA:602:A:H8	1.48	0.79
45:DR:17:ARG:HG3	45:DR:17:ARG:NH1	1.95	0.79
1:AA:1470:G:H5''	1:AA:1471:A:OP1	1.83	0.79
12:AP:65:PHE:O	12:AP:66:ILE:CG1	2.30	0.79
1:BA:1689:A:N7	1:BA:1698:A:N1	2.31	0.79
5:BF:102:PRO:HB2	5:BF:105:VAL:HG23	1.63	0.79
5:BF:123:LEU:HA	5:BF:192:LEU:O	1.82	0.79
5:BF:125:LEU:H	5:BF:125:LEU:HD23	1.46	0.79
18:BS:9:TYR:H	18:BS:102:HIS:CD2	2.00	0.79
8:BK:82:ARG:NH2	31:CA:56:U:H4'	1.96	0.79
42:CO:15:VAL:HG23	42:CO:16:ARG:H	1.47	0.79
31:DA:192:U:H2'	31:DA:193:C:H6	1.48	0.79
31:DA:963:G:H21	40:DM:55:LYS:HD3	1.48	0.79
42:DO:27:LEU:HD23	42:DO:33:ARG:HG2	1.65	0.79
1:AA:363(B):G:H2'	1:AA:363(C):G:C8	2.17	0.79
3:AD:35:LYS:HZ1	3:AD:104:TYR:HB2	1.44	0.79
12:AP:90:VAL:CG1	12:AP:90:VAL:O	2.30	0.79
17:B2:69:LYS:HD3	17:B2:85:LYS:HD2	1.65	0.79
35:CH:91:LEU:HD12	35:CH:120:THR:HG22	1.64	0.79
39:CL:53:VAL:HG23	39:CL:95:LYS:HD2	1.65	0.79
31:DA:382:A:H2'	31:DA:383:A:C8	2.17	0.79
34:DG:175:SER:HB3	34:DG:186:LEU:HD11	1.64	0.79
40:DM:54:PHE:CD2	40:DM:55:LYS:HD2	2.18	0.79
17:A2:29:PRO:HA	17:A2:61:VAL:HG23	1.64	0.79
26:A4:15:ILE:HD12	26:A4:32:TYR:HD1	1.48	0.79
1:AA:2646:C:OP2	1:AA:2732:G:O2'	2.01	0.79
12:AP:66:ILE:HD12	12:AP:67:ARG:C	2.02	0.79
17:B2:44:LYS:C	17:B2:46:VAL:H	1.86	0.79
4:BE:11:MET:HA	4:BE:24:THR:HA	1.65	0.79
4:BE:44:TYR:O	4:BE:45:THR:HB	1.81	0.79
8:BK:125:GLU:HB2	8:BK:141:LYS:HD3	1.65	0.79
12:BP:75:THR:HG21	12:BP:87:LYS:HE3	1.62	0.79

Continued on next page...

Continued from previous page...

Atom-1	Atom-2	Interatomic distance (Å)	Clash overlap (Å)
12:BP:78:PRO:O	12:BP:79:LEU:CD1	2.31	0.79
32:CE:33:TYR:HB2	32:CE:43:ASP:HB2	1.64	0.79
50:CW:65:LYS:HG3	50:CW:68:LYS:HE2	1.64	0.79
31:DA:652:U:H1'	31:DA:653:A:H2	1.48	0.79
1:AA:2126:A:N6	1:AA:2163:C:H1'	1.98	0.78
1:AA:2438:U:O3'	1:AA:2439:A:H3'	1.82	0.78
7:AH:59:ARG:HH11	7:AH:59:ARG:CG	1.96	0.78
15:AR:39:ARG:HG2	15:AR:40:THR:H	1.47	0.78
15:AR:54:ARG:O	15:AR:55:ASN:CB	2.31	0.78
13:B0:21:TYR:OH	13:B0:43:GLU:HG2	1.83	0.78
17:B2:78:LYS:O	17:B2:79:VAL:CG2	2.30	0.78
1:BA:2276:G:OP1	12:BP:84:GLY:HA2	1.83	0.78
1:BA:2523:G:H5'	1:BA:2523:G:H8	1.49	0.78
1:BA:2747:G:O6	1:BA:2755:C:H5''	1.83	0.78
1:BA:2849:U:O2'	1:BA:2866:U:O2	1.99	0.78
1:BA:859:G:O2'	1:BA:916:G:O6	2.00	0.78
12:BP:65:PHE:O	12:BP:66:ILE:CG1	2.30	0.78
31:CA:1178:G:H5'	39:CL:93:ARG:NH2	1.98	0.78
31:CA:1256:A:N6	31:CA:1278:U:OP2	2.16	0.78
36:CI:67:MET:HB2	36:CI:68:PRO:HD2	1.65	0.78
47:CT:52:LYS:HE2	47:CT:79:SER:HG	1.46	0.78
31:DA:235:C:H5'	47:DT:70:ARG:HG2	1.66	0.78
35:DH:144:THR:O	35:DH:148:VAL:HG23	1.84	0.78
1:AA:1525:G:H2'	1:AA:1526:G:H8	1.48	0.78
4:AE:78:LEU:O	4:AE:79:ARG:HB2	1.82	0.78
6:AG:78:SER:HB2	53:CC:57:C:O2'	1.84	0.78
12:AP:65:PHE:HD2	12:AP:105:GLU:O	1.66	0.78
12:AP:24:GLY:CA	12:AP:25:ASP:HB3	2.05	0.78
13:B0:118:GLU:OE1	13:B0:118:GLU:HA	1.83	0.78
17:B2:28:GLU:HB3	17:B2:29:PRO:HD2	1.65	0.78
1:BA:2681:C:H5	1:BA:2725:A:N6	1.68	0.78
2:BB:83:G:H1	2:BB:93:C:N4	1.82	0.78
23:BZ:41:ARG:HG3	23:BZ:43:TYR:CE2	2.18	0.78
31:CA:1096:C:H2'	31:CA:1097:C:H6	1.48	0.78
31:CA:223:U:H2'	31:CA:224:C:H6	1.47	0.78
31:DA:1002:G:H2'	31:DA:1003:G:H8	1.46	0.78
49:DV:18:LYS:O	49:DV:22:LEU:HB2	1.83	0.78
30:A8:33:ASN:HA	30:A8:36:LYS:HE3	1.65	0.78
1:AA:1771:C:H1'	1:AA:1786:A:C8	2.18	0.78
15:AR:16:ARG:HD3	15:AR:19:LEU:HD11	1.64	0.78
19:AT:57:LEU:CD1	19:AT:78:LYS:HB2	2.13	0.78

Continued on next page...

Continued from previous page...

Atom-1	Atom-2	Interatomic distance (Å)	Clash overlap (Å)
21:AV:7:ALA:HB2	21:AV:59:LEU:HD13	1.65	0.78
1:BA:1062:G:H1	1:BA:1076:C:N4	1.80	0.78
1:BA:1342:A:C6	1:BA:1397:U:C5	2.71	0.78
31:CA:1176:A:N6	31:CA:1177:G:C6	2.51	0.78
1:AA:1729:A:O2'	1:AA:1730:U:H5''	1.83	0.78
1:AA:67:U:N3	1:AA:74:A:C2	2.50	0.78
3:AD:44:ASN:ND2	3:AD:44:ASN:N	2.31	0.78
21:AV:130:PRO:HA	21:AV:133:ILE:HD11	1.65	0.78
1:BA:68:G:H2'	1:BA:69:C:H6	1.48	0.78
3:BD:25:THR:O	3:BD:27:THR:N	2.16	0.78
31:DA:1142:G:H2'	31:DA:1143:G:O4'	1.83	0.78
1:AA:1434:A:H61	1:AA:1558:A:N6	1.82	0.78
3:AD:35:LYS:CG	3:AD:64:ILE:H	1.96	0.78
1:AA:805:G:O4'	11:AO:38:GLN:NE2	2.16	0.78
1:AA:2081:C:OP1	23:AZ:19:GLN:NE2	2.16	0.78
17:B2:78:LYS:O	17:B2:79:VAL:CG1	2.30	0.78
28:B6:25:LYS:CE	30:B8:34:TRP:CH2	2.67	0.78
1:BA:2128:C:H2'	1:BA:2129:C:C6	2.18	0.78
1:BA:672:C:O2'	1:BA:673:C:H5''	1.83	0.78
1:BA:90:U:O2'	1:BA:91:A:H8	1.66	0.78
32:CE:7:VAL:HB	32:CE:217:ARG:HH21	1.48	0.78
32:DE:137:ARG:NH1	32:DE:137:ARG:O	2.14	0.78
42:DO:47:LYS:HB3	42:DO:48:PRO:HD2	1.64	0.78
47:DT:63:ARG:HG2	47:DT:64:PRO:HD2	1.65	0.78
29:A7:48:LYS:O	29:A7:49:ARG:HB3	1.82	0.78
1:AA:1359:A:C2	1:AA:1372:U:O4	2.37	0.78
1:AA:1884:A:H2'	1:AA:1885:A:C5'	2.12	0.78
3:AD:89:SER:HB2	3:AD:159:ALA:HB2	1.66	0.78
19:AT:12:VAL:HG13	19:AT:27:THR:O	1.84	0.78
1:BA:2420:C:N4	30:B8:31:HIS:HB3	1.97	0.78
1:BA:2439:A:H5'	1:BA:2439:A:C8	2.19	0.78
11:BO:30:THR:HG21	11:BO:35:HIS:H	1.47	0.78
14:BQ:87:PHE:CZ	14:BQ:102:ALA:HB2	2.19	0.78
33:CF:19:GLU:HA	33:CF:54:ARG:NH1	1.99	0.78
31:DA:1139:G:N2	31:DA:1143:G:H1	1.81	0.78
53:DD:56:U:H3	53:DD:58:A:H8	1.30	0.78
1:AA:2199:A:H5'	23:AZ:50:ARG:HH21	1.47	0.78
13:B0:37:THR:CG2	13:B0:40:LYS:H	1.96	0.78
1:BA:2119:A:N6	1:BA:2170:A:N7	2.31	0.78
31:DA:1095:U:P	31:DA:1108:G:H1	2.06	0.78
31:DA:84:U:H2'	31:DA:84:U:O2	1.84	0.78

Continued on next page...

Continued from previous page...

Atom-1	Atom-2	Interatomic distance (Å)	Clash overlap (Å)
31:DA:827:U:H3	31:DA:872:A:H62	1.27	0.78
1:AA:1264:G:H5'	27:A5:11:THR:CG2	2.13	0.78
1:AA:1728:G:C2	1:AA:1730:U:OP2	2.37	0.78
1:AA:2864:G:OP1	15:AR:119:LYS:HD2	1.84	0.78
1:AA:1141:U:H6	9:AM:63:THR:HG1	1.28	0.78
12:BP:66:ILE:O	12:BP:104:PHE:N	2.16	0.78
12:BP:66:ILE:CG1	12:BP:67:ARG:N	2.32	0.78
31:CA:1037:C:H2'	31:CA:1038:C:C6	2.19	0.78
31:CA:1190:G:H5'	33:CF:176:HIS:CE1	2.19	0.78
31:CA:1239:A:H62	31:CA:1299:A:H62	1.32	0.78
31:DA:1286:A:C8	31:DA:1287:A:H4'	2.18	0.78
3:AD:35:LYS:HZ1	3:AD:65:ILE:HA	1.47	0.78
4:AE:197:ILE:HD11	4:AE:199:ARG:HE	1.49	0.78
12:AP:34:LEU:HD11	12:AP:129:THR:HB	1.64	0.78
1:BA:2467:C:H2'	1:BA:2468:G:O4'	1.83	0.78
5:BF:31:HIS:CB	11:BO:9:ASN:OD1	2.31	0.78
11:BO:96:THR:OG1	11:BO:97:PRO:HD2	1.84	0.78
42:CO:123:LYS:HE3	42:CO:125:ALA:HB3	1.64	0.78
31:DA:365:U:H5''	31:DA:366:C:OP1	1.84	0.78
17:A2:44:LYS:O	17:A2:46:VAL:HG12	1.83	0.78
1:AA:1014:U:H2'	1:AA:1015:G:H5''	1.63	0.78
1:AA:1069:A:H4'	1:AA:1070:A:H5''	1.66	0.78
1:AA:2125:G:N1	1:AA:2172:U:OP1	2.17	0.78
1:AA:2327:A:H2'	1:AA:2328:A:C8	2.18	0.78
2:AB:37:C:C2'	2:AB:38:C:H5'	2.14	0.78
9:AM:133:GLN:N	9:AM:133:GLN:HE21	1.80	0.78
6:BG:64:THR:HG23	6:BG:66:GLN:H	1.48	0.78
11:BO:64:LYS:CG	30:B8:25:MET:SD	2.72	0.78
33:CF:142:MET:O	33:CF:145:GLY:N	2.16	0.78
38:CK:4:ASP:OD1	38:CK:85:ARG:NH1	2.17	0.78
37:DJ:26:PHE:O	37:DJ:30:ILE:HG13	1.84	0.78
26:A4:34:GLU:HG2	26:A4:35:VAL:N	1.95	0.77
1:AA:1179:C:C2'	1:AA:1180:C:H5''	2.13	0.77
5:AF:198:ALA:HA	5:AF:201:VAL:HG12	1.64	0.77
17:B2:72:VAL:O	17:B2:73:SER:CB	2.32	0.77
1:BA:1060:U:H5''	1:BA:1061:U:C5	2.18	0.77
9:BM:19:GLU:HG3	9:BM:59:LYS:HB3	1.64	0.77
19:BT:80:ILE:HG13	19:BT:80:ILE:O	1.82	0.77
31:CA:1305:G:H22	31:CA:1331:G:C2'	1.91	0.77
32:CE:178:ARG:HB2	32:CE:178:ARG:HH11	1.49	0.77
34:CG:111:ALA:HB2	34:CG:120:LEU:HD12	1.66	0.77

Continued on next page...

Continued from previous page...

Atom-1	Atom-2	Interatomic distance (Å)	Clash overlap (Å)
45:CR:43:LEU:HD12	45:CR:56:LEU:HD23	1.66	0.77
49:CV:41:VAL:HB	49:CV:42:PRO:CA	2.13	0.77
54:D1:14:U:O2'	54:D1:15:U:O4'	2.00	0.77
33:DF:35:GLU:HA	33:DF:38:ARG:HE	1.49	0.77
22:A3:64:ASP:HB2	22:A3:85:ALA:HB2	1.67	0.77
1:AA:242:G:H5'	30:A8:62:LEU:HD22	1.66	0.77
1:AA:631:A:P	30:A8:46:ARG:HH21	2.07	0.77
22:B3:36:ILE:HD13	22:B3:36:ILE:O	1.84	0.77
28:B6:25:LYS:HD2	30:B8:34:TRP:CH2	2.17	0.77
1:BA:270(I):G:H1	1:BA:270(Q):C:H42	1.32	0.77
5:BF:79:GLY:HA2	5:BF:86:GLY:HA2	1.64	0.77
9:BM:56:ASN:H	9:BM:125:GLY:HA3	1.48	0.77
12:BP:31:ASP:O	12:BP:134:ARG:HB2	1.84	0.77
31:CA:443:C:H2'	31:CA:444:C:H6	1.49	0.77
31:CA:819:A:H4'	31:CA:820:U:OP2	1.83	0.77
46:CS:28:ARG:HG2	46:CS:29:ASP:OD2	1.85	0.77
50:CW:53:LEU:HB3	50:CW:102:GLY:HA3	1.65	0.77
1:AA:1178:C:O2	1:AA:1178:C:H2'	1.85	0.77
1:AA:1505:C:H2'	1:AA:1506:C:H6	1.50	0.77
1:AA:1588:C:H2'	1:AA:1589:C:H6	1.50	0.77
1:AA:2473:U:C2'	1:AA:2474:C:H5''	2.13	0.77
1:BA:1226:G:P	17:B2:85:LYS:CB	2.58	0.77
1:BA:242:G:H5''	30:B8:62:LEU:HD13	1.66	0.77
12:BP:59:ARG:O	12:BP:60:ARG:CB	2.33	0.77
20:BU:96:ILE:HD12	20:BU:98:VAL:HG12	1.67	0.77
35:CH:79:GLU:HB3	35:CH:92:LYS:HG3	1.65	0.77
50:CW:89:ARG:HH21	50:CW:104:LEU:HD11	1.48	0.77
31:DA:1306:A:N6	31:DA:1331:G:H1'	1.99	0.77
31:DA:77:C:H42	31:DA:92:G:H1	1.30	0.77
11:AO:61:ARG:HH21	11:AO:61:ARG:HB2	0.77	0.77
3:BD:35:LYS:HG2	3:BD:64:ILE:H	1.47	0.77
9:BM:42:TRP:HA	9:BM:48:MET:HE3	1.66	0.77
12:BP:26:TYR:HD1	12:BP:139:GLU:HG3	1.49	0.77
31:CA:1004:A:H8	31:CA:1036:G:N2	1.82	0.77
34:CG:26:CYS:HA	34:CG:31:CYS:HA	1.66	0.77
1:AA:2287:A:N6	1:AA:2344:U:H3	1.79	0.77
12:AP:66:ILE:HD13	12:AP:68:ILE:O	1.84	0.77
21:AV:113:ALA:N	21:AV:114:GLY:HA2	1.97	0.77
17:B2:70:ILE:O	17:B2:71:LEU:CB	2.32	0.77
1:BA:1614:A:H62	18:BS:93:ALA:HB2	1.49	0.77
1:BA:90:U:O2'	1:BA:91:A:C8	2.37	0.77

Continued on next page...

Continued from previous page...

Atom-1	Atom-2	Interatomic distance (Å)	Clash overlap (Å)
5:BF:53:THR:HG23	5:BF:55:GLY:H	1.49	0.77
9:BM:46:VAL:O	9:BM:47:ALA:CB	2.32	0.77
9:BM:58:ASP:N	9:BM:58:ASP:OD1	2.17	0.77
1:BA:2275:C:HO2'	12:BP:84:GLY:CA	1.90	0.77
25:BX:7:LYS:HE2	25:BX:32:GLN:O	1.84	0.77
31:DA:673:G:H2'	31:DA:674:G:C8	2.19	0.77
52:DB:14:A:N6	52:DB:21:A:H61	1.82	0.77
32:DE:16:HIS:CD2	32:DE:209:ARG:HB3	2.19	0.77
39:DL:95:LYS:HD3	39:DL:96:LEU:H	1.49	0.77
3:AD:132:PRO:HD3	3:AD:190:TYR:CZ	2.19	0.77
1:AA:2772:C:H5'	4:AE:168:MET:HE1	1.65	0.77
6:AG:77:ILE:HG21	6:AG:80:PHE:CE2	2.20	0.77
6:AG:96:ARG:NH1	6:AG:96:ARG:HG2	1.93	0.77
12:AP:29:PHE:HB2	12:AP:105:GLU:OE2	1.85	0.77
1:BA:1887:C:H2'	1:BA:1888:G:H5''	1.67	0.77
1:BA:2392:A:H8	11:BO:60:MET:HB2	1.50	0.77
11:BO:16:ARG:HH11	11:BO:16:ARG:HG3	1.49	0.77
31:CA:1004:A:C8	31:CA:1036:G:N1	2.53	0.77
31:CA:975:A:C4'	31:CA:976:G:H5''	2.14	0.77
32:CE:54:THR:HG21	32:CE:201:ILE:HD11	1.66	0.77
34:CG:162:LEU:O	34:CG:165:MET:HB2	1.85	0.77
50:DW:12:ALA:O	50:DW:15:ARG:HB2	1.85	0.77
1:AA:1316:U:H2'	1:AA:1317:A:H8	1.49	0.77
1:AA:1727:U:H5''	1:AA:1728:G:OP2	1.84	0.77
1:AA:273(F):C:H3'	1:AA:274:G:H5''	1.65	0.77
16:B1:92:ARG:HD3	16:B1:94:ASN:HB3	1.67	0.77
4:BE:131:ALA:O	4:BE:132:HIS:CB	2.33	0.77
12:BP:64:ILE:CA	12:BP:106:VAL:HG12	2.14	0.77
31:CA:606:G:H22	31:CA:631:G:H8	1.28	0.77
31:CA:838:G:N2	31:CA:848:C:N3	2.31	0.77
38:DK:64:LYS:HD2	38:DK:79:VAL:HG21	1.67	0.77
50:DW:82:SER:O	50:DW:86:ARG:HB2	1.84	0.77
11:AO:64:LYS:HD2	30:A8:25:MET:SD	2.24	0.77
1:AA:1169:G:H1	1:AA:1180:C:H42	1.32	0.77
1:AA:1533:C:H2'	1:AA:1534:G:C8	2.20	0.77
1:AA:540:G:H5'	1:AA:541:C:OP2	1.84	0.77
3:AD:35:LYS:HG2	3:AD:64:ILE:N	1.99	0.77
4:AE:74:PRO:CG	4:AE:77:ILE:HG22	2.14	0.77
7:AH:153:LYS:CG	7:AH:162:ILE:H	1.98	0.77
1:AA:1093:G:H5'	7:AH:170:ARG:HH22	1.47	0.77
20:AU:76:CYS:HB3	20:AU:96:ILE:CD1	2.15	0.77

Continued on next page...

Continued from previous page...

Atom-1	Atom-2	Interatomic distance (Å)	Clash overlap (Å)
28:B6:29:ASN:H	28:B6:29:ASN:ND2	1.79	0.77
3:BD:148:GLU:HB2	3:BD:151:LYS:HD2	1.67	0.77
1:BA:2404:C:H1'	11:BO:67:MET:HE3	1.65	0.77
12:BP:90:VAL:O	12:BP:90:VAL:HG12	1.82	0.77
21:BV:150:LEU:HD22	21:BV:154:ASP:HB2	1.67	0.77
24:BW:14:ARG:HG3	24:BW:15:LYS:HE3	1.67	0.77
31:CA:143:A:H2	31:CA:220:G:H1	1.32	0.77
31:CA:953:G:H5'	31:CA:965:A:H61	1.50	0.77
31:CA:276:G:O3'	47:CT:68:ARG:NH1	2.16	0.77
31:DA:250:A:H1'	31:DA:251:G:OP2	1.83	0.77
33:DF:63:ASN:HB3	33:DF:98:ASN:HB3	1.66	0.77
43:DP:84:ILE:HG21	49:DV:63:THR:HG21	1.67	0.77
13:A0:33:ARG:HH22	27:A5:55:ARG:HG2	1.46	0.77
1:AA:49:A:C8	1:AA:120:U:C5	2.73	0.77
1:AA:1790:C:H5''	1:AA:1791:A:OP1	1.85	0.77
3:AD:123:ALA:CB	3:AD:131:LEU:HG	2.14	0.77
3:AD:35:LYS:NZ	3:AD:65:ILE:HA	1.97	0.77
6:AG:83:ARG:N	6:AG:86:MET:HE1	2.00	0.77
1:BA:1681:G:HO2'	1:BA:1762:A:C2'	1.98	0.77
1:BA:654(R):C:N4	1:BA:654(S):G:O6	2.18	0.77
1:BA:946:G:H2'	1:BA:947:G:C8	2.17	0.77
40:CM:55:LYS:HZ3	40:CM:55:LYS:HB3	1.47	0.77
40:CM:49:VAL:CG2	44:CQ:41:ARG:HB2	2.14	0.77
37:DJ:79:ARG:HG2	37:DJ:84:ASN:HD21	1.50	0.77
19:AT:60:ARG:HH22	29:A7:47:ARG:HH12	1.31	0.77
1:AA:594:U:H5'	30:A8:61:LEU:CD1	2.14	0.77
1:AA:780:G:N2	1:AA:783:A:H62	1.82	0.77
3:AD:127:VAL:HA	3:AD:193:VAL:HG23	1.66	0.77
20:AU:81:LYS:NZ	20:AU:96:ILE:HD12	2.00	0.77
1:BA:1336:A:H2'	1:BA:1337:G:H8	1.49	0.77
1:BA:1688:U:O2	1:BA:1700:A:H5'	1.86	0.77
1:BA:517:C:OP1	27:B5:16:ARG:NH2	2.18	0.77
4:BE:51:PHE:O	4:BE:74:PRO:HB2	1.84	0.77
8:BK:5:LEU:HD11	8:BK:19:VAL:HG12	1.67	0.77
20:BU:40:GLU:OE2	20:BU:40:GLU:HA	1.84	0.77
38:CK:129:VAL:HG23	38:CK:130:GLY:H	1.49	0.77
1:AA:1606:G:H5''	1:AA:1607:C:OP1	1.86	0.76
1:AA:2292:C:O2'	1:AA:2293:C:H5'	1.85	0.76
1:AA:652:C:H5'	1:AA:653:A:OP2	1.84	0.76
1:AA:71:A:H2	19:AT:31:HIS:HE1	1.33	0.76
18:AS:9:TYR:H	18:AS:102:HIS:CD2	2.02	0.76

Continued on next page...

Continued from previous page...

Atom-1	Atom-2	Interatomic distance (Å)	Clash overlap (Å)
1:BA:993:G:O4'	17:B2:87:HIS:CE1	2.38	0.76
1:BA:1188:U:O2'	1:BA:1189:A:H5'	1.86	0.76
1:BA:1328:G:H2'	1:BA:1330:C:C5	2.20	0.76
1:BA:1336:A:H2'	1:BA:1337:G:C8	2.20	0.76
2:BB:104:A:H2'	2:BB:105:G:O4'	1.84	0.76
4:BE:56:PRO:CB	4:BE:57:LYS:CE	2.61	0.76
1:BA:2746:U:H4'	7:BH:138:LYS:HG3	1.67	0.76
15:BR:92:GLY:HA2	15:BR:116:ALA:HA	1.67	0.76
15:BR:8:LYS:HB3	15:BR:8:LYS:NZ	1.98	0.76
31:CA:439:A:OP2	31:CA:493:G:N2	2.17	0.76
31:CA:503:C:OP2	42:CO:113:SER:OG	2.03	0.76
49:CV:30:LEU:O	49:CV:30:LEU:HD22	1.84	0.76
50:CW:10:LEU:HD21	50:CW:12:ALA:HB3	1.67	0.76
31:DA:411:A:C5	31:DA:413:G:H1'	2.20	0.76
1:AA:1203:G:H3'	1:AA:1204:A:H5''	1.65	0.76
1:AA:1678:G:N2	1:AA:1989:G:H22	1.81	0.76
21:AV:62:PRO:O	21:AV:63:ASP:HB3	1.83	0.76
26:B4:1:MET:C	26:B4:2:LYS:HD3	2.05	0.76
1:BA:1826:G:H4'	3:BD:242:ARG:NH2	2.00	0.76
3:BD:70:TRP:CH2	3:BD:150:LYS:HA	2.20	0.76
23:BZ:92:LYS:HE2	23:BZ:93:GLU:H	1.49	0.76
31:CA:1128:C:H5'	39:CL:16:ARG:HH12	1.47	0.76
31:CA:119:A:H4'	31:CA:120:A:O5'	1.85	0.76
31:DA:928:G:O2'	31:DA:1533:C:OP1	2.04	0.76
53:DD:31:G:H2'	53:DD:32:G:C8	2.20	0.76
1:AA:2371:G:H4'	28:A6:45:LYS:HG3	1.56	0.76
1:AA:1178:C:H4'	1:AA:1179:C:OP1	1.85	0.76
1:AA:2705:A:O2'	1:AA:2852:G:OP1	2.03	0.76
6:AG:82:LEU:HD13	6:AG:82:LEU:O	1.84	0.76
21:AV:54:HIS:NE2	21:AV:123:ASP:OD2	2.19	0.76
3:BD:223:GLY:HA2	3:BD:226:MET:HG3	1.65	0.76
31:CA:737:A:H2'	31:CA:738:C:C6	2.21	0.76
41:CN:17:GLY:HA3	41:CN:77:MET:CE	2.13	0.76
51:CX:15:ARG:CG	51:CX:15:ARG:HH11	1.97	0.76
31:DA:1077:G:N2	31:DA:1080:A:OP2	2.17	0.76
1:AA:2346:A:H4'	1:AA:2347:C:OP2	1.84	0.76
1:AA:882:G:H3'	1:AA:883:G:H5''	1.67	0.76
7:AH:43:VAL:HG12	7:AH:52:VAL:HG22	1.66	0.76
31:CA:791:G:C6	31:CA:792:A:N6	2.51	0.76
34:CG:10:ARG:HB2	34:CG:10:ARG:NH1	1.99	0.76
1:AA:242:G:H5'	30:A8:62:LEU:CD2	2.15	0.76

Continued on next page...

Continued from previous page...

Atom-1	Atom-2	Interatomic distance (Å)	Clash overlap (Å)
3:AD:166:GLN:CA	3:AD:166:GLN:HE21	1.97	0.76
3:BD:64:ILE:O	3:BD:64:ILE:CG1	2.33	0.76
20:BU:39:VAL:HG23	20:BU:40:GLU:H	1.49	0.76
17:A2:47:VAL:CG2	17:A2:48:GLY:N	2.47	0.76
1:AA:314:A:C2'	1:AA:315:G:H5'	2.15	0.76
1:AA:796:C:H2'	1:AA:797:C:C6	2.21	0.76
2:AB:43:C:OP1	6:AG:67:LYS:NZ	2.18	0.76
5:BF:67:GLN:CG	5:BF:67:GLN:O	2.32	0.76
1:BA:674:G:C1'	5:BF:74:ARG:HD3	2.15	0.76
12:BP:66:ILE:O	12:BP:67:ARG:CB	2.34	0.76
31:CA:1226:C:OP2	43:CP:103:THR:OG1	2.01	0.76
53:CC:48:U:O2'	53:CC:49:C:OP2	2.02	0.76
31:DA:1027:C:O2	31:DA:1035:A:N6	2.19	0.76
31:DA:1149:C:H2'	31:DA:1150:U:C6	2.21	0.76
27:A5:40:LYS:NZ	27:A5:46:CYS:HB3	2.01	0.76
1:AA:1899:G:H21	1:AA:1902:C:H5	1.34	0.76
1:AA:1899:G:N2	1:AA:1902:C:H5	1.84	0.76
1:AA:654:A:N3	1:AA:654:A:H2'	1.99	0.76
1:AA:881:G:H3'	1:AA:882:G:O4'	1.85	0.76
23:AZ:85:LEU:O	23:AZ:87:PRO:CD	2.33	0.76
2:BB:15:A:H5'	2:BB:16:G:C8	2.21	0.76
3:BD:91:ARG:NH1	3:BD:91:ARG:HG2	1.99	0.76
4:BE:25:VAL:HG12	4:BE:26:ILE:N	1.97	0.76
5:BF:127:GLU:OE1	5:BF:127:GLU:HA	1.86	0.76
12:BP:2:LEU:O	12:BP:70:PRO:HG3	1.83	0.76
12:BP:79:LEU:C	12:BP:79:LEU:CD1	2.54	0.76
32:CE:212:GLN:O	32:CE:216:SER:HB2	1.84	0.76
34:DG:9:CYS:SG	34:DG:22:LYS:HD2	2.25	0.76
1:AA:1126:A:H4'	1:AA:1127:A:O5'	1.83	0.76
1:AA:330:A:O2'	1:AA:331:A:C8	2.37	0.76
1:AA:905:U:C2'	1:AA:906:G:H5''	2.16	0.76
3:AD:44:ASN:HD22	3:AD:44:ASN:H	1.34	0.76
28:B6:44:ARG:O	28:B6:45:LYS:CB	2.31	0.76
8:BK:78:THR:HB	8:BK:104:GLN:HE22	1.51	0.76
31:CA:1502:A:H2	31:CA:1505:G:N2	1.84	0.76
39:CL:121:ARG:NH1	39:CL:122:ALA:O	2.18	0.76
39:CL:79:LEU:HD13	39:CL:83:ARG:HD2	1.68	0.76
40:DM:99:LYS:HD3	40:DM:100:THR:N	1.99	0.76
1:AA:1060:U:H1'	1:AA:1061:U:OP2	1.86	0.76
1:AA:1537:C:H2'	1:AA:1538:G:C8	2.21	0.76
1:BA:1967:C:H2'	1:BA:1968:G:H5'	1.67	0.76

Continued on next page...

Continued from previous page...

Atom-1	Atom-2	Interatomic distance (Å)	Clash overlap (Å)
2:BB:39:A:C6	26:B4:1:MET:HB3	2.21	0.76
5:BF:18:ARG:HG2	5:BF:19:GLU:N	2.00	0.76
8:BK:101:LEU:HD23	8:BK:101:LEU:H	1.49	0.76
15:BR:26:ASP:HB2	15:BR:91:ARG:HA	1.65	0.76
53:CC:20:G:C2	53:CC:58:A:N3	2.53	0.76
35:CH:102:ALA:HB1	35:CH:106:PRO:HG2	1.65	0.76
31:DA:1321:C:H3'	31:DA:1322:C:H5''	1.66	0.76
32:DE:153:ARG:HG3	32:DE:154:LEU:H	1.50	0.76
46:DS:1:MET:HE1	46:DS:65:GLN:HG2	1.67	0.76
50:DW:56:MET:HE2	50:DW:88:VAL:HG11	1.68	0.76
1:AA:1042:G:H1	1:AA:1113:U:H3	1.34	0.76
1:AA:2116:G:P	1:AA:2165:G:H22	2.08	0.76
1:AA:2394:C:OP1	11:AO:62:LEU:HB2	1.85	0.76
1:BA:2354:G:O2'	22:B3:36:ILE:HD12	1.86	0.76
1:BA:1427:A:H4'	1:BA:1428:C:O5'	1.85	0.76
11:BO:124:LYS:HA	11:BO:143:GLY:O	1.86	0.76
11:BO:62:LEU:HD12	30:B8:30:ARG:CD	2.16	0.76
12:BP:64:ILE:HA	12:BP:106:VAL:CG1	2.14	0.76
31:CA:818:G:O2'	31:CA:819:A:H5'	1.86	0.76
32:CE:61:LEU:HD23	32:CE:68:ILE:HD11	1.66	0.76
26:A4:37:SER:HB3	26:A4:42:PHE:HB3	1.68	0.75
1:AA:637:A:H4'	1:AA:638:G:O5'	1.86	0.75
2:AB:40:U:H1'	2:AB:45:A:N6	2.00	0.75
3:AD:71:ASP:HB3	3:AD:103:ARG:NH2	2.01	0.75
5:AF:45:ARG:HH11	5:AF:45:ARG:CG	1.99	0.75
17:B2:77:ALA:O	17:B2:78:LYS:CB	2.32	0.75
1:BA:734:A:O2'	1:BA:1635:G:H5'	1.85	0.75
1:BA:2875:C:H4'	15:BR:5:ALA:HB2	1.68	0.75
11:BO:64:LYS:CB	30:B8:25:MET:SD	2.74	0.75
19:BT:12:VAL:HG13	19:BT:27:THR:HG23	1.68	0.75
37:CJ:78:ARG:HD2	37:CJ:80:VAL:HG22	1.67	0.75
43:DP:22:ILE:HB	43:DP:25:ILE:HG13	1.66	0.75
30:A8:59:LYS:NZ	30:A8:59:LYS:CB	2.48	0.75
1:AA:883:G:H1	1:AA:893:C:H42	0.80	0.75
3:AD:186:HIS:HD2	3:AD:188:GLU:H	1.34	0.75
1:BA:1899:G:N2	1:BA:1902:C:H5	1.85	0.75
1:BA:2656:U:H3	1:BA:2665:A:H2	1.33	0.75
1:BA:864:G:N7	12:BP:22:LYS:NZ	2.28	0.75
21:BV:146:ILE:HG13	21:BV:147:GLY:H	1.50	0.75
31:CA:235:C:H5'	47:CT:70:ARG:HG2	1.68	0.75
31:CA:686:U:HO2'	31:CA:687:A:C5'	1.98	0.75

Continued on next page...

Continued from previous page...

Atom-1	Atom-2	Interatomic distance (Å)	Clash overlap (Å)
53:DD:15:G:H2'	53:DD:60:A:C2	2.21	0.75
32:DE:178:ARG:NH2	38:DK:74:PRO:HG3	2.01	0.75
33:DF:77:ILE:O	33:DF:83:ARG:HB3	1.86	0.75
11:AO:16:ARG:HH11	11:AO:16:ARG:HG3	1.49	0.75
15:AR:108:ARG:HA	15:AR:111:ARG:HE	1.49	0.75
1:BA:1005:C:C1'	1:BA:1143:A:C2	2.69	0.75
1:BA:2135:A:O2'	1:BA:2160:G:H4'	1.87	0.75
31:CA:624:C:O3'	46:CS:10:GLY:HA2	1.86	0.75
37:CJ:23:VAL:HG12	37:CJ:43:PHE:CE2	2.20	0.75
32:DE:82:ARG:HA	32:DE:92:TYR:CE1	2.21	0.75
16:A1:112:ARG:HG3	16:A1:112:ARG:HH11	1.49	0.75
1:AA:1734:C:H2'	1:AA:1735:C:H5''	1.69	0.75
6:AG:83:ARG:HB3	6:AG:83:ARG:HH11	1.51	0.75
11:AO:75:ILE:HD13	11:AO:75:ILE:H	1.52	0.75
17:B2:76:LYS:H	17:B2:80:GLN:CB	1.98	0.75
1:BA:2112:G:H22	53:DD:57:C:N4	1.84	0.75
3:BD:270:ILE:HG22	3:BD:271:ILE:N	2.01	0.75
4:BE:44:TYR:O	4:BE:45:THR:CB	2.34	0.75
12:BP:134:ARG:HH22	21:BV:122:ARG:HH11	1.32	0.75
21:BV:158:PRO:O	21:BV:161:VAL:HG13	1.87	0.75
31:CA:411:A:H62	31:CA:413:G:H21	1.34	0.75
37:CJ:62:PHE:CD1	37:CJ:124:LEU:HD21	2.20	0.75
1:AA:1022:G:O2'	1:AA:1023:U:OP2	2.03	0.75
12:AP:68:ILE:HD13	12:AP:103:MET:CG	2.14	0.75
12:AP:88:GLY:O	12:AP:89:ASN:HB2	1.87	0.75
1:BA:2340:G:O2'	1:BA:2341:G:H5'	1.87	0.75
1:BA:2372:G:H4'	28:B6:46:HIS:NE2	2.00	0.75
4:BE:8:LYS:O	4:BE:9:VAL:HG22	1.87	0.75
5:BF:31:HIS:HB2	11:BO:9:ASN:OD1	1.87	0.75
53:CC:62:C:H2'	53:CC:63:C:H6	1.52	0.75
1:BA:12:U:H2'	1:BA:12:U:O2	1.85	0.75
12:BP:19:GLY:N	12:BP:98:LYS:HZ3	1.83	0.75
1:AA:1022:G:H22	1:AA:1142(A):A:H2	1.30	0.75
1:AA:2371:G:O2'	28:A6:46:HIS:HD2	1.68	0.75
1:AA:2392:A:H8	11:AO:60:MET:HB2	1.51	0.75
1:AA:330:A:HO2'	1:AA:331:A:H8	1.22	0.75
1:AA:34:C:O2'	1:AA:35:G:OP2	2.02	0.75
5:AF:107:LYS:HE3	5:AF:207:GLY:H	1.50	0.75
6:AG:73:ALA:HB1	6:AG:82:LEU:HD11	1.69	0.75
16:B1:100:VAL:O	16:B1:101:ARG:HG2	1.87	0.75
11:BO:47:ASP:OD1	11:BO:50:ARG:NH2	2.19	0.75

Continued on next page...

Continued from previous page...

Atom-1	Atom-2	Interatomic distance (Å)	Clash overlap (Å)
31:DA:1004:A:C5'	31:DA:1025:U:O4	2.34	0.75
31:DA:32:A:C2	31:DA:33:A:C4	2.74	0.75
38:DK:10:LEU:HD22	38:DK:83:ILE:HD11	1.67	0.75
42:DO:49:ASN:N	42:DO:49:ASN:HD22	1.84	0.75
17:A2:39:LEU:CD1	17:A2:51:VAL:HG22	2.17	0.75
2:AB:15:A:H5'	2:AB:16:G:H8	1.49	0.75
4:AE:35:GLN:HE21	4:AE:37:ARG:HD2	1.51	0.75
12:AP:65:PHE:O	12:AP:66:ILE:HG13	1.87	0.75
30:B8:26:LYS:HA	30:B8:48:PHE:HE1	1.51	0.75
1:BA:2776:A:H3'	1:BA:2776:A:OP1	1.87	0.75
4:BE:37:ARG:HD3	4:BE:44:TYR:CZ	2.21	0.75
6:BG:109:VAL:O	6:BG:113:ARG:HG3	1.87	0.75
31:DA:1443:G:H3'	31:DA:1446:A:C5'	2.16	0.75
1:AA:1056:G:O4'	1:AA:1086:A:H8	1.69	0.75
1:BA:90:U:C2'	1:BA:91:A:H5''	2.17	0.75
4:BE:11:MET:HE3	4:BE:186:GLY:HA2	1.69	0.75
35:CH:110:LEU:HD13	35:CH:118:ILE:HD13	1.69	0.75
31:DA:273:A:C2'	31:DA:274:A:H5'	2.16	0.75
42:DO:17:LYS:HD3	42:DO:18:VAL:N	2.01	0.75
17:A2:44:LYS:CD	17:A2:45:THR:H	1.99	0.74
1:AA:2315:G:H2'	1:AA:2316:C:C6	2.23	0.74
1:AA:2402:C:H5	1:AA:2415:G:H22	1.35	0.74
1:AA:2734:A:H5'	1:AA:2734:A:H8	1.51	0.74
4:AE:60:ASN:OD1	4:AE:62:PRO:CD	2.35	0.74
9:AM:96:GLU:O	9:AM:96:GLU:HG2	1.87	0.74
30:B8:26:LYS:HA	30:B8:48:PHE:CE1	2.22	0.74
1:BA:1342:A:C2	1:BA:1397:U:C2	2.75	0.74
1:BA:673:C:H6	1:BA:673:C:H5'	1.51	0.74
1:BA:747:U:OP2	27:B5:3:LYS:HD2	1.87	0.74
4:BE:151:TYR:HD2	4:BE:154:LYS:HZ3	1.33	0.74
7:BH:143:GLN:HE21	7:BH:143:GLN:HA	1.52	0.74
20:BU:90:LEU:HD23	20:BU:90:LEU:H	1.52	0.74
54:C1:13:U:O2	54:C1:13:U:H2'	1.86	0.74
45:DR:39:LEU:HD12	45:DR:56:LEU:HD13	1.69	0.74
6:AG:83:ARG:NH1	6:AG:83:ARG:HB3	2.01	0.74
1:AA:142:G:C1'	19:AT:37:THR:HG21	2.17	0.74
21:AV:121:HIS:HB3	21:AV:123:ASP:O	1.88	0.74
26:B4:20:ASN:CG	26:B4:21:VAL:N	2.39	0.74
4:BE:81:ILE:O	4:BE:82:ARG:CB	2.35	0.74
9:BM:36:GLY:HA3	9:BM:48:MET:HE2	1.68	0.74
31:CA:1346:A:H5''	39:CL:120:ARG:HH12	1.50	0.74

Continued on next page...

Continued from previous page...

Atom-1	Atom-2	Interatomic distance (Å)	Clash overlap (Å)
31:CA:31:G:O2'	31:CA:48:C:N4	2.20	0.74
31:CA:792:A:H1'	31:CA:794:A:N7	2.02	0.74
1:AA:2583:G:N2	52:CB:87:A:H8	1.78	0.74
53:CD:16:C:H5''	53:CD:17:C:OP2	1.87	0.74
33:CF:73:PRO:O	33:CF:76:VAL:HG22	1.86	0.74
34:CG:201:GLN:HA	34:CG:201:GLN:HE21	1.52	0.74
35:CH:11:ILE:H	35:CH:11:ILE:HD13	1.50	0.74
31:DA:60:A:H4'	31:DA:61:G:O5'	1.86	0.74
43:DP:10:PRO:HB2	43:DP:18:ALA:HB1	1.69	0.74
48:DU:56:THR:OG1	48:DU:63:GLN:NE2	2.20	0.74
22:A3:53:MET:HA	22:A3:58:THR:O	1.88	0.74
1:AA:517:C:OP1	27:A5:16:ARG:NH2	2.20	0.74
1:AA:2275:C:O2'	12:AP:84:GLY:HA3	1.87	0.74
3:AD:270:ILE:HG22	3:AD:271:ILE:N	2.02	0.74
4:AE:119:ARG:NH1	4:AE:119:ARG:HG3	1.86	0.74
4:AE:14:ILE:O	4:AE:15:PHE:CB	2.35	0.74
4:AE:66:HIS:HD1	4:AE:66:HIS:C	1.91	0.74
9:AM:40:PRO:O	16:A1:64:ARG:HG2	1.88	0.74
13:B0:37:THR:HG23	13:B0:39:PRO:CD	2.18	0.74
1:BA:2303:G:C2'	1:BA:2304:G:H5'	2.17	0.74
1:BA:2872:G:C4	1:BA:2873:A:C2	2.75	0.74
12:BP:35:VAL:HG22	12:BP:130:LYS:HB3	1.68	0.74
1:BA:2275:C:O2'	12:BP:84:GLY:HA2	1.86	0.74
31:DA:1285:A:H1'	31:DA:1286:A:OP2	1.87	0.74
53:DD:8:U:H3	53:DD:14:A:H62	1.34	0.74
46:DS:8:ARG:NH1	46:DS:8:ARG:HG2	2.00	0.74
1:AA:571:A:O2'	17:A2:78:LYS:NZ	2.20	0.74
28:A6:25:LYS:HZ3	28:A6:27:LYS:HD3	1.52	0.74
1:AA:1026:U:H1'	1:AA:1027:A:C5'	2.17	0.74
1:AA:1598:C:H2'	1:AA:1599:C:H6	1.52	0.74
1:AA:2808:U:H5'	1:AA:2891:G:O6	1.86	0.74
1:AA:881:G:H3'	1:AA:882:G:C4'	2.18	0.74
3:AD:35:LYS:NZ	3:AD:64:ILE:O	2.21	0.74
5:AF:185:ASP:HA	5:AF:188:ARG:HD3	1.69	0.74
6:AG:165:THR:OG1	6:AG:168:GLU:HG3	1.88	0.74
1:AA:956:G:OP2	12:AP:14:ARG:NH2	2.21	0.74
12:AP:79:LEU:CD2	12:AP:80:GLU:CG	2.40	0.74
24:BW:10:LEU:O	24:BW:14:ARG:HB2	1.86	0.74
31:CA:1004:A:H5''	31:CA:1025:U:C4	2.22	0.74
31:CA:1027:C:H4'	31:CA:1028:C:OP1	1.86	0.74
31:CA:1090:U:H2'	31:CA:1091:U:H6	1.53	0.74

Continued on next page...

Continued from previous page...

Atom-1	Atom-2	Interatomic distance (Å)	Clash overlap (Å)
31:CA:789:U:C5	31:CA:792:A:OP2	2.39	0.74
31:CA:928:G:O2'	31:CA:1533:C:OP1	2.06	0.74
38:CK:27:PRO:HG3	38:CK:58:TYR:HE2	1.53	0.74
31:DA:690:G:H2'	31:DA:691:G:O4'	1.88	0.74
50:DW:26:ASN:HB3	50:DW:71:THR:OG1	1.87	0.74
1:AA:559:G:H22	16:A1:49:HIS:CD2	2.04	0.74
17:A2:44:LYS:C	17:A2:46:VAL:H	1.90	0.74
19:AT:60:ARG:NH2	29:A7:47:ARG:HH12	1.85	0.74
3:AD:17:THR:CG2	3:AD:204:ILE:HA	2.18	0.74
4:AE:54:GLN:HE21	4:AE:54:GLN:HA	1.50	0.74
1:BA:1225:C:H4'	17:B2:85:LYS:HB3	1.70	0.74
12:BP:64:ILE:HD13	12:BP:106:VAL:HG11	1.70	0.74
12:BP:26:TYR:CE1	12:BP:139:GLU:CB	2.71	0.74
12:BP:26:TYR:HE1	12:BP:139:GLU:HB2	1.50	0.74
31:CA:630:G:H2'	31:CA:631:G:O4'	1.87	0.74
44:CQ:43:CYS:HA	44:CQ:46:GLU:HG3	1.70	0.74
31:CA:1305:G:C5'	51:CX:4:GLY:HA3	2.18	0.74
39:DL:95:LYS:HD3	39:DL:96:LEU:N	2.02	0.74
6:AG:114:ILE:HD13	6:AG:140:ILE:HG21	1.70	0.74
3:BD:271:ILE:O	3:BD:272:ALA:CB	2.34	0.74
1:BA:195:A:OP1	11:BO:46:LYS:HD2	1.87	0.74
1:BA:2392:A:H8	11:BO:60:MET:CB	2.00	0.74
31:CA:1004:A:O4'	31:CA:1025:U:N3	2.20	0.74
31:DA:534:U:H5'	31:DA:535:A:OP2	1.86	0.74
1:AA:1060:U:H5'	1:AA:1061:U:C5	2.23	0.74
3:AD:108:PRO:HG3	3:AD:143:HIS:CE1	2.22	0.74
7:AH:13:LYS:HA	7:AH:13:LYS:HE2	1.69	0.74
10:AN:63:VAL:HG12	10:AN:106:LEU:HD11	1.68	0.74
15:AR:122:ASP:OD2	31:CA:1443:G:O2'	2.05	0.74
28:B6:9:LEU:HD13	28:B6:11:LEU:HD21	1.69	0.74
1:BA:2420:C:H5	30:B8:31:HIS:O	1.69	0.74
30:B8:50:LEU:O	30:B8:51:ALA:HB2	1.87	0.74
1:BA:2162:G:H2'	1:BA:2163:C:H6	1.50	0.74
4:BE:55:ASN:H	4:BE:56:PRO:HD2	1.51	0.74
11:BO:15:ARG:CB	11:BO:15:ARG:HH11	2.01	0.74
12:BP:30:GLY:HA2	12:BP:107:ALA:CB	2.18	0.74
31:DA:1133:G:H1	31:DA:1141:C:N4	1.85	0.74
33:DF:43:LEU:O	33:DF:47:LEU:HB2	1.87	0.74
1:AA:2415:G:H4'	11:AO:67:MET:N	2.02	0.74
4:AE:78:LEU:HD21	4:AE:79:ARG:HD2	1.68	0.74
21:AV:117:LEU:HD13	21:AV:118:GLN:H	1.53	0.74

Continued on next page...

Continued from previous page...

Atom-1	Atom-2	Interatomic distance (Å)	Clash overlap (Å)
17:B2:80:GLN:HE21	17:B2:80:GLN:CA	1.90	0.74
28:B6:45:LYS:CA	28:B6:45:LYS:CE	2.62	0.74
1:BA:2371:G:O2'	28:B6:46:HIS:ND1	2.20	0.74
31:CA:411:A:N7	31:CA:413:G:N3	2.36	0.74
31:CA:547:A:OP1	34:CG:73:ARG:NH2	2.20	0.74
39:DL:85:LEU:HD12	39:DL:86:VAL:N	2.02	0.74
1:AA:2157:G:O2'	1:AA:2158:A:O5'	2.04	0.74
1:AA:442:G:H1'	5:AF:48:THR:HG21	1.70	0.74
19:AT:55:ASN:HB2	19:AT:80:ILE:HG13	1.69	0.74
30:B8:22:VAL:HG12	30:B8:50:LEU:CD2	2.02	0.74
1:BA:273(C):C:H42	1:BA:363(C):G:H1	0.79	0.74
4:BE:51:PHE:CA	4:BE:52:LEU:HB3	2.16	0.74
5:BF:51:THR:CG2	5:BF:92:PRO:HD2	2.18	0.74
9:BM:97:ARG:NH1	9:BM:97:ARG:HG2	2.03	0.74
12:BP:66:ILE:HA	12:BP:104:PHE:HA	1.70	0.74
1:BA:77:C:OP1	24:BW:59:ARG:HD3	1.88	0.74
31:CA:438:G:H4'	34:CG:123:HIS:CG	2.22	0.74
31:CA:811:C:H4'	31:CA:900:A:N6	2.03	0.74
31:CA:127:G:N2	47:CT:61:GLU:OE1	2.19	0.74
31:DA:554:C:H2'	31:DA:555:C:H6	1.53	0.74
42:DO:70:ILE:HD13	42:DO:77:LEU:HD12	1.70	0.74
33:DF:29:TYR:OH	44:DQ:54:PRO:HD2	1.88	0.74
1:AA:1937:A:O2'	1:AA:1938:A:OP1	2.06	0.74
1:AA:2469:A:O2'	12:AP:56:ARG:NE	2.21	0.74
1:AA:2615:U:H2'	1:AA:2616:C:H6	1.53	0.74
1:AA:2415:G:O3'	11:AO:66:GLY:HA3	1.88	0.74
20:AU:40:GLU:HA	20:AU:40:GLU:OE1	1.87	0.74
20:AU:44:ILE:HG13	20:AU:45:VAL:H	1.53	0.74
1:BA:322:A:H3'	5:BF:169:ASN:ND2	2.01	0.74
1:BA:661:C:H1'	11:BO:12:ALA:O	1.88	0.74
1:BA:1257:C:O2'	5:BF:83:PHE:O	2.06	0.74
20:BU:42:VAL:HG22	20:BU:65:ALA:HB3	1.68	0.74
36:CI:69:GLU:O	36:CI:72:VAL:HG12	1.88	0.74
38:CK:101:PRO:HG2	38:CK:133:LEU:HD11	1.70	0.74
38:CK:87:SER:HB2	38:CK:93:VAL:N	2.01	0.74
43:CP:84:ILE:CG1	49:CV:66:MET:HG2	2.17	0.74
31:CA:1454:G:OP1	50:CW:39:LYS:NZ	2.21	0.74
1:AA:1359:A:H2'	1:AA:1360:A:H5'	1.70	0.73
1:AA:142:G:H1'	19:AT:37:THR:CG2	2.18	0.73
1:AA:2309:A:N3	1:AA:2310:A:H8	1.85	0.73
20:AU:76:CYS:HB3	20:AU:96:ILE:HD13	1.69	0.73

Continued on next page...

Continued from previous page...

Atom-1	Atom-2	Interatomic distance (Å)	Clash overlap (Å)
1:BA:1287:A:N7	13:B0:107:ASP:HB3	2.03	0.73
42:DO:46:LYS:NZ	42:DO:47:LYS:HD3	2.03	0.73
27:A5:56:LYS:HD2	27:A5:56:LYS:H	1.52	0.73
1:AA:674:G:C1'	5:AF:74:ARG:HD3	2.17	0.73
1:AA:323:G:H5'	5:AF:169:ASN:HD21	1.51	0.73
6:AG:107:LEU:HD21	6:AG:178:PHE:CD1	2.23	0.73
6:AG:81:LYS:O	6:AG:82:LEU:CB	2.36	0.73
29:B7:19:ARG:NH1	29:B7:19:ARG:HG2	2.03	0.73
1:BA:1300:U:H4'	1:BA:1301:A:H5''	1.69	0.73
1:BA:566:U:OP1	11:BO:29:LYS:HE3	1.88	0.73
12:BP:134:ARG:HH22	21:BV:122:ARG:NH1	1.85	0.73
14:BQ:59:LYS:HD2	14:BQ:60:GLY:N	1.98	0.73
14:BQ:78:LEU:HD11	14:BQ:107:GLU:HB3	1.69	0.73
31:CA:1004:A:C4	31:CA:1025:U:C2	2.76	0.73
31:CA:156:G:H1	31:CA:165:C:N4	1.85	0.73
43:CP:3:ARG:HG2	43:CP:9:ILE:CG1	2.18	0.73
31:DA:1320:C:O2	49:DV:36:ARG:NH2	2.21	0.73
31:DA:350:G:H5'	31:DA:351:G:OP2	1.88	0.73
35:DH:51:VAL:HB	35:DH:52:PRO:HD3	1.69	0.73
31:DA:1298:C:H41	37:DJ:114:ARG:HB3	1.51	0.73
39:DL:85:LEU:HD13	39:DL:92:TYR:HD2	1.52	0.73
50:DW:87:LYS:O	50:DW:91:LEU:HG	1.88	0.73
1:AA:1047:G:H2'	1:AA:1110:G:N1	2.03	0.73
6:AG:107:LEU:HD21	6:AG:178:PHE:CE1	2.23	0.73
7:AH:153:LYS:HZ3	7:AH:153:LYS:H	1.33	0.73
28:B6:18:ARG:NH2	28:B6:43:CYS:SG	2.60	0.73
4:BE:81:ILE:HG22	4:BE:82:ARG:H	1.52	0.73
31:CA:1132:C:H2'	31:CA:1133:G:H8	1.51	0.73
31:CA:1412:C:H2'	31:CA:1413:A:C8	2.24	0.73
42:CO:3:THR:H	42:CO:6:GLN:HE21	1.37	0.73
31:DA:1145:C:O2'	31:DA:1146:A:N7	2.21	0.73
31:DA:976:G:N2	31:DA:1362:C:H2'	2.03	0.73
40:DM:33:GLN:HB2	40:DM:75:ILE:HG12	1.69	0.73
1:AA:71:A:C2	19:AT:31:HIS:HE1	2.06	0.73
9:AM:58:ASP:H	9:AM:60:ILE:HD11	1.54	0.73
12:AP:27:VAL:HG23	12:AP:138:ASP:OD2	1.89	0.73
1:BA:2840:C:C5'	13:B0:53:HIS:HD2	1.96	0.73
28:B6:38:LYS:HZ2	28:B6:46:HIS:HD2	1.36	0.73
1:BA:2219:G:H2'	1:BA:2224:G:H5'	1.69	0.73
1:BA:483:A:H5'	20:BU:49:VAL:HG22	1.69	0.73
3:BD:137:PRO:O	3:BD:140:THR:HG23	1.87	0.73

Continued on next page...

Continued from previous page...

Atom-1	Atom-2	Interatomic distance (Å)	Clash overlap (Å)
4:BE:197:ILE:HD11	4:BE:199:ARG:HH21	1.52	0.73
4:BE:52:LEU:CD2	4:BE:52:LEU:O	2.33	0.73
11:BO:47:ASP:OD2	11:BO:49:ARG:CG	2.33	0.73
31:CA:1073:U:H2'	31:CA:1074:G:H8	1.50	0.73
31:CA:390:C:O3'	46:CS:28:ARG:NH2	2.22	0.73
53:CD:55:U:H3	53:CD:59:A:H62	1.36	0.73
31:DA:620:C:H2'	31:DA:621:A:O4'	1.88	0.73
28:A6:40:CYS:HA	28:A6:46:HIS:HA	1.69	0.73
1:AA:1786:A:H1'	1:AA:1938:A:N6	2.03	0.73
3:AD:69:ARG:NH2	3:AD:128:GLY:O	2.20	0.73
4:AE:3:GLY:HA3	4:AE:81:ILE:HG13	0.85	0.73
11:AO:15:ARG:CB	11:AO:15:ARG:HH11	2.01	0.73
1:BA:1024:G:H3'	1:BA:1025:G:H5''	1.70	0.73
1:BA:2292:C:O2'	1:BA:2293:C:H5'	1.87	0.73
1:BA:9:U:C4	1:BA:2629:A:C6	2.76	0.73
11:BO:50:ARG:HH21	11:BO:50:ARG:CG	2.01	0.73
1:BA:2392:A:C8	11:BO:60:MET:HB2	2.24	0.73
12:BP:27:VAL:CG1	12:BP:105:GLU:OE2	2.33	0.73
34:CG:92:VAL:O	34:CG:96:LEU:HD22	1.88	0.73
35:CH:10:MET:SD	35:CH:13:ILE:HD13	2.28	0.73
31:DA:1348:U:H3	31:DA:1374:A:H2	1.37	0.73
16:A1:98:LEU:HD23	16:A1:99:ALA:N	2.03	0.73
1:AA:1292:U:H2'	1:AA:1293:C:C6	2.24	0.73
1:AA:1394:U:C5	1:AA:1395:A:C5	2.75	0.73
16:B1:91:ASP:C	16:B1:93:LYS:H	1.90	0.73
17:B2:76:LYS:HB2	17:B2:80:GLN:HB3	1.67	0.73
26:B4:12:ALA:H	26:B4:24:THR:HG21	1.53	0.73
1:BA:2393:A:H5'	11:BO:62:LEU:CB	2.15	0.73
6:BG:173:LEU:O	6:BG:178:PHE:HB2	1.88	0.73
14:BQ:24:LEU:HB2	14:BQ:85:VAL:HG12	1.70	0.73
19:BT:8:ILE:HD11	19:BT:43:VAL:HG12	1.69	0.73
31:CA:673:G:H2'	31:CA:674:G:C8	2.23	0.73
31:DA:328:C:H4'	31:DA:329:A:H5'	1.71	0.73
1:BA:2112:G:N2	53:DD:57:C:N3	2.36	0.73
51:DX:5:ASP:O	51:DX:11:GLY:HA3	1.87	0.73
13:A0:24:GLN:HE22	13:A0:36:THR:HG21	1.54	0.73
28:A6:30:THR:HA	28:A6:31:PRO:C	2.09	0.73
1:AA:1899:G:H22	1:AA:1902:C:H41	0.75	0.73
1:AA:2233:U:H2'	1:AA:2234:G:C8	2.23	0.73
3:AD:17:THR:HG22	3:AD:204:ILE:HA	1.70	0.73
9:AM:26:LEU:O	9:AM:30:ILE:HG13	1.89	0.73

Continued on next page...

Continued from previous page...

Atom-1	Atom-2	Interatomic distance (Å)	Clash overlap (Å)
1:AA:1952:A:C6	10:AN:22:ILE:HD11	2.23	0.73
14:AQ:28:VAL:HG11	14:AQ:98:VAL:HG13	1.68	0.73
14:AQ:34:HIS:HB2	14:AQ:36:TYR:HE1	1.52	0.73
6:BG:59:GLU:CD	6:BG:153:ARG:HH21	1.92	0.73
15:BR:90:GLN:HE22	15:BR:121:ILE:HD11	1.54	0.73
21:BV:158:PRO:HG2	21:BV:161:VAL:H	1.54	0.73
31:DA:179:A:H2'	31:DA:180:U:C6	2.24	0.73
34:DG:62:GLN:HE22	34:DG:65:ARG:HE	1.36	0.73
30:A8:8:LYS:O	30:A8:12:LYS:HG3	1.89	0.73
1:AA:822:U:C2'	1:AA:823:G:H5'	2.18	0.73
5:AF:118:ALA:HB2	5:AF:123:LEU:HD23	1.70	0.73
12:AP:78:PRO:O	12:AP:79:LEU:CB	2.37	0.73
1:BA:141:A:C8	1:BA:1408:C:H1'	2.23	0.73
1:BA:1800:C:OP2	3:BD:183:ARG:NH2	2.21	0.73
1:BA:2557:G:H2'	1:BA:2558:C:C6	2.24	0.73
12:BP:26:TYR:CE1	12:BP:139:GLU:CG	2.71	0.73
31:DA:997:U:H2'	31:DA:998:G:C8	2.24	0.73
33:DF:40:ARG:HG2	33:DF:55:VAL:HG11	1.70	0.73
31:DA:974:A:P	44:DQ:41:ARG:HH12	2.11	0.73
13:A0:44:LEU:HD22	13:A0:48:VAL:HG23	1.69	0.73
1:AA:771:G:OP1	29:A7:10:ARG:NH1	2.21	0.73
6:AG:80:PHE:O	6:AG:81:LYS:O	2.07	0.73
1:AA:1036:G:OP1	7:AH:59:ARG:HB2	1.89	0.73
20:AU:84:ARG:HH12	20:AU:97:ARG:HB2	1.54	0.73
21:AV:109:ALA:HB1	21:AV:144:LEU:HB2	1.70	0.73
24:AW:46:GLN:HA	24:AW:46:GLN:OE1	1.88	0.73
26:B4:16:CYS:HA	26:B4:33:VAL:HG23	1.71	0.73
1:BA:1138:G:H21	9:BM:106:MET:HE3	1.54	0.73
9:BM:42:TRP:HA	9:BM:48:MET:HE1	1.70	0.73
33:CF:34:LEU:CD2	33:CF:38:ARG:HH11	2.02	0.73
31:DA:1177:G:OP2	39:DL:97:LYS:NZ	2.21	0.73
31:DA:976:G:H5'	31:DA:1358:U:O2'	1.88	0.73
53:DC:16:C:O2'	53:DC:62:C:OP1	2.05	0.73
32:DE:54:THR:HG23	32:DE:199:TYR:HB3	1.71	0.73
37:DJ:105:VAL:O	37:DJ:109:ASN:ND2	2.20	0.73
50:DW:49:ALA:HA	50:DW:52:ALA:HB3	1.71	0.73
22:A3:53:MET:HB2	22:A3:59:LEU:HD23	1.69	0.73
1:AA:140:A:H8	1:AA:1408:C:O2'	1.64	0.73
4:AE:23:VAL:HA	4:AE:186:GLY:H	1.54	0.73
9:AM:128:HIS:HD2	9:AM:129:PRO:O	1.72	0.73
17:B2:71:LEU:CA	17:B2:86:GLY:HA2	2.19	0.73

Continued on next page...

Continued from previous page...

Atom-1	Atom-2	Interatomic distance (Å)	Clash overlap (Å)
28:B6:25:LYS:CD	30:B8:34:TRP:CH2	2.67	0.73
7:BH:127:GLU:HG2	7:BH:128:PRO:CD	2.14	0.73
11:BO:146:VAL:HG13	11:BO:147:LEU:HD13	1.70	0.73
12:BP:7:MET:HB3	12:BP:10:ARG:NH2	2.03	0.73
18:BS:65:LEU:HD13	18:BS:68:ARG:HD2	1.71	0.73
52:CB:23:A:O2'	52:CB:24:C:OP1	2.06	0.73
34:CG:31:CYS:HB3	34:CG:33:MET:HB2	1.71	0.73
49:CV:40:ILE:HG12	49:CV:41:VAL:HG13	1.71	0.73
52:DB:59:U:O2'	52:DB:70:G:H4'	1.88	0.73
34:DG:101:LEU:HD23	34:DG:121:VAL:CG1	2.19	0.73
1:AA:534:U:H5'	16:A1:42:ALA:HB1	1.70	0.72
1:AA:1069:A:H4'	1:AA:1070:A:C5'	2.19	0.72
1:AA:1412:A:H2'	1:AA:1413:G:C8	2.24	0.72
8:AK:13:GLY:HA3	8:AK:17:GLN:OE1	1.88	0.72
12:AP:23:GLY:HA2	12:AP:25:ASP:HB2	1.71	0.72
12:AP:90:VAL:HG12	12:AP:90:VAL:O	1.89	0.72
24:AW:16:LEU:O	24:AW:16:LEU:HG	1.88	0.72
13:B0:87:TYR:HE1	13:B0:117:VAL:HG12	1.53	0.72
16:B1:66:ASN:HD21	16:B1:70:ARG:HE	1.37	0.72
17:B2:77:ALA:O	17:B2:78:LYS:CD	2.32	0.72
30:B8:22:VAL:HB	30:B8:50:LEU:HD23	0.75	0.72
1:BA:204:A:O2'	1:BA:205:G:OP2	2.06	0.72
3:BD:48:ARG:HH11	3:BD:48:ARG:HG3	1.52	0.72
4:BE:179:GLU:HB3	4:BE:181:LEU:HD22	1.71	0.72
4:BE:56:PRO:CB	4:BE:57:LYS:HE2	2.13	0.72
5:BF:83:PHE:O	5:BF:84:VAL:HB	1.87	0.72
31:DA:631:G:H5''	31:DA:632:A:N7	2.04	0.72
31:DA:920:U:H2'	31:DA:921:U:C6	2.23	0.72
17:A2:44:LYS:HD2	17:A2:45:THR:H	1.52	0.72
1:AA:1416:G:O2'	1:AA:1417:C:O5'	2.06	0.72
1:AA:2306:C:H3'	1:AA:2307:G:C5'	2.19	0.72
1:AA:232:G:OP2	1:AA:232:G:H8	1.69	0.72
24:AW:17:SER:HB3	24:AW:67:LYS:HD3	1.70	0.72
26:B4:58:ARG:O	26:B4:61:ARG:HB3	1.89	0.72
1:BA:1864:U:OP1	1:BA:2410:G:O2'	2.04	0.72
1:BA:287:C:H2'	1:BA:288:C:C6	2.24	0.72
7:BH:168:PRO:O	7:BH:169:VAL:HG12	1.88	0.72
12:BP:19:GLY:HA3	12:BP:98:LYS:HZ2	1.54	0.72
24:BW:70:GLN:HG2	24:BW:71:ASN:N	2.03	0.72
33:CF:107:GLN:OE1	33:CF:107:GLN:N	2.21	0.72
38:CK:64:LYS:HB3	38:CK:79:VAL:HG21	1.70	0.72

Continued on next page...

Continued from previous page...

Atom-1	Atom-2	Interatomic distance (Å)	Clash overlap (Å)
31:DA:452:A:O2'	31:DA:453:A:O5'	2.07	0.72
32:DE:178:ARG:HH11	32:DE:178:ARG:HB2	1.54	0.72
32:DE:7:VAL:HG22	32:DE:8:LYS:H	1.53	0.72
35:DH:9:LYS:HB2	35:DH:112:LEU:HD11	1.70	0.72
1:AA:581:C:OP1	16:A1:33:ARG:HG3	1.88	0.72
1:AA:2068:U:N3	1:AA:2430:A:C2	2.46	0.72
1:AA:2555:U:H2'	1:AA:2556:C:H5'	1.70	0.72
3:AD:130:ALA:C	3:AD:131:LEU:HD12	2.09	0.72
14:AQ:10:ARG:O	14:AQ:14:VAL:HG12	1.88	0.72
17:B2:73:SER:CB	17:B2:83:ARG:HA	2.15	0.72
1:BA:2015:A:O4'	27:B5:2:ALA:CB	2.36	0.72
28:B6:43:CYS:O	28:B6:44:ARG:HB2	1.89	0.72
30:B8:50:LEU:O	30:B8:51:ALA:CB	2.36	0.72
1:BA:141:A:H8	1:BA:1595:G:H21	1.35	0.72
1:BA:635:C:O2'	1:BA:639:U:OP1	2.08	0.72
4:BE:182:LEU:HD12	4:BE:183:LEU:N	2.05	0.72
7:BH:78:GLY:O	7:BH:136:ILE:HG22	1.89	0.72
15:BR:90:GLN:NE2	15:BR:91:ARG:H	1.87	0.72
34:CG:19:LEU:N	34:CG:19:LEU:HD22	2.01	0.72
39:CL:16:ARG:HB2	39:CL:64:THR:HG22	1.69	0.72
53:DC:21:U:O2'	53:DC:22:A:H5'	1.89	0.72
34:DG:31:CYS:HB3	34:DG:33:MET:HB2	1.70	0.72
47:DT:67:LYS:HA	47:DT:70:ARG:HH12	1.53	0.72
1:AA:774:A:H2	1:AA:787:U:O2'	1.69	0.72
1:AA:784:A:C5	3:AD:229:VAL:HG21	2.24	0.72
4:AE:23:VAL:CB	4:AE:185:LYS:HA	2.18	0.72
12:AP:21:THR:O	12:AP:21:THR:HG22	1.89	0.72
22:B3:18:ALA:HB3	22:B3:20:ARG:HE	1.54	0.72
30:B8:50:LEU:HD22	30:B8:50:LEU:H	1.54	0.72
1:BA:2128:C:H4'	1:BA:2173:A:N6	2.05	0.72
1:BA:2522:U:H2'	1:BA:2523:G:H5''	1.71	0.72
1:BA:273(C):C:N3	1:BA:363(C):G:N2	2.35	0.72
1:BA:781:A:H2	1:BA:1776:G:N3	1.88	0.72
4:BE:56:PRO:CG	4:BE:57:LYS:NZ	2.50	0.72
21:BV:5:LEU:HG	21:BV:47:VAL:HG21	1.72	0.72
31:CA:619:U:O2	34:CG:135:LEU:HD22	1.90	0.72
52:CB:7:G:H3'	52:CB:8:U:C5'	2.17	0.72
31:DA:1297:C:H1'	31:DA:1298:C:OP2	1.90	0.72
33:DF:18:TRP:CD1	44:DQ:54:PRO:HA	2.23	0.72
34:DG:139:ARG:NH1	34:DG:139:ARG:HG3	1.95	0.72
42:DO:117:ARG:HB3	42:DO:122:THR:HB	1.71	0.72

Continued on next page...

Continued from previous page...

Atom-1	Atom-2	Interatomic distance (Å)	Clash overlap (Å)
50:DW:30:LYS:HG2	50:DW:80:ARG:HH22	1.55	0.72
30:A8:61:LEU:O	30:A8:62:LEU:HB2	1.88	0.72
1:AA:1329:U:H5''	1:AA:1330:C:H5	1.54	0.72
1:AA:2789:C:H1'	1:AA:2892:A:H2	1.54	0.72
4:AE:21:VAL:HG23	4:AE:185:LYS:HD2	1.72	0.72
4:AE:14:ILE:HD11	15:AR:14:TYR:OH	1.90	0.72
20:AU:96:ILE:HG12	20:AU:99:CYS:O	1.89	0.72
26:B4:63:TYR:OH	49:DV:41:VAL:HG22	1.90	0.72
1:BA:1203:G:H3'	1:BA:1204:A:H5''	1.71	0.72
1:BA:2127:G:H21	1:BA:2173:A:H8	1.38	0.72
31:CA:517:G:N1	31:CA:533:A:OP2	2.21	0.72
32:CE:60:ASP:O	32:CE:64:ARG:HG2	1.90	0.72
31:CA:1118:C:OP1	39:CL:9:ARG:HD3	1.90	0.72
31:DA:973:G:O3'	44:DQ:41:ARG:NH2	2.22	0.72
53:DD:19:G:H2'	53:DD:58:A:N6	2.05	0.72
1:AA:297:C:H5''	20:AU:85:VAL:HG21	1.71	0.72
6:AG:105:LYS:HE3	6:AG:143:GLU:OE1	1.88	0.72
14:AQ:26:LEU:HD23	14:AQ:87:PHE:HD1	1.55	0.72
15:AR:45:PHE:HE2	15:AR:63:VAL:HB	1.54	0.72
1:AA:1266:G:O4'	18:AS:15:ARG:NH2	2.23	0.72
1:BA:1430:C:H2'	1:BA:1431:U:C6	2.24	0.72
1:BA:1496:A:C8	1:BA:1577:C:O2'	2.38	0.72
1:BA:1786:A:H1'	1:BA:1938:A:N6	2.04	0.72
7:BH:118:PRO:HD2	7:BH:121:ILE:HG13	1.70	0.72
1:BA:2485:G:H5''	12:BP:46:GLN:HE21	1.54	0.72
32:CE:80:ILE:HG21	32:CE:212:GLN:HA	1.72	0.72
37:CJ:24:THR:HA	37:CJ:27:ILE:HG13	1.70	0.72
38:CK:87:SER:CB	38:CK:93:VAL:H	2.03	0.72
31:DA:1004:A:H1'	31:DA:1036:G:H1	1.50	0.72
31:DA:606:G:N2	31:DA:631:G:H2'	2.04	0.72
53:DD:9:G:O2'	53:DD:10:G:C8	2.43	0.72
31:DA:407:G:OP1	34:DG:115:ARG:NH2	2.22	0.72
48:DU:22:VAL:CG1	48:DU:56:THR:HA	2.20	0.72
1:AA:1065:U:C5	1:AA:1066:U:H6	2.07	0.72
1:AA:2371:G:H4'	28:A6:45:LYS:HG2	1.69	0.72
6:AG:67:LYS:O	6:AG:67:LYS:HD2	1.88	0.72
12:AP:64:ILE:O	12:AP:65:PHE:CB	2.37	0.72
18:AS:57:ASN:O	18:AS:61:ASN:HB2	1.90	0.72
28:B6:31:PRO:O	28:B6:32:ASN:HB2	1.88	0.72
4:BE:56:PRO:HB3	4:BE:57:LYS:CD	2.18	0.72
11:BO:80:TYR:CD1	11:BO:111:ARG:HB3	2.25	0.72

Continued on next page...

Continued from previous page...

Atom-1	Atom-2	Interatomic distance (Å)	Clash overlap (Å)
34:CG:112:VAL:HG12	34:CG:116:GLN:OE1	1.90	0.72
44:CQ:29:ARG:HD3	44:CQ:40:CYS:HB2	1.72	0.72
45:CR:87:ILE:CG2	45:CR:88:ARG:H	1.97	0.72
37:DJ:97:GLN:HE21	37:DJ:101:LEU:HD11	1.55	0.72
42:DO:46:LYS:HZ2	42:DO:47:LYS:HD3	1.54	0.72
1:AA:2182:G:H2'	1:AA:2183:C:C6	2.25	0.72
1:AA:2789:C:H3'	1:AA:2790:A:H5''	1.71	0.72
7:AH:153:LYS:HB3	7:AH:154:PRO:CD	2.19	0.72
14:AQ:89:ARG:O	14:AQ:89:ARG:HG2	1.87	0.72
17:B2:29:PRO:O	17:B2:61:VAL:HG12	1.88	0.72
1:BA:1557:C:H5''	1:BA:1558:A:OP2	1.89	0.72
1:BA:2105:C:H2'	1:BA:2106:G:H8	1.55	0.72
1:BA:885:C:C4	1:BA:890:A:C6	2.77	0.72
4:BE:52:LEU:C	4:BE:52:LEU:CD1	2.54	0.72
7:BH:117:PRO:HB3	7:BH:123:PHE:HE1	1.55	0.72
54:C1:14:U:O2'	54:C1:15:U:O4'	2.06	0.72
31:CA:200:G:H1	31:CA:217:C:H42	1.35	0.72
32:CE:185:ILE:HB	32:CE:199:TYR:HB2	1.72	0.72
31:CA:824:C:H4'	38:CK:1:MET:HB2	1.72	0.72
50:CW:73:HIS:HB3	50:CW:74:LYS:HG2	1.69	0.72
31:DA:657:G:H21	45:DR:22:THR:HG1	1.36	0.72
1:AA:1505:C:H2'	1:AA:1506:C:C6	2.24	0.72
1:AA:2402:C:O2'	1:AA:2403:C:OP1	2.05	0.72
1:AA:518:G:H4'	18:AS:18:ARG:HH11	1.54	0.72
4:AE:57:LYS:HD3	4:AE:57:LYS:O	1.90	0.72
1:AA:336:C:H5''	20:AU:6:HIS:CD2	2.24	0.72
27:B5:20:ARG:HG2	27:B5:23:HIS:CD2	2.24	0.72
1:BA:2784:C:O2	4:BE:37:ARG:NH2	2.23	0.72
11:BO:127:ALA:O	11:BO:147:LEU:N	2.19	0.72
10:BN:119:PRO:HB2	15:BR:68:TYR:CE2	2.23	0.72
54:C1:14:U:H4'	54:C1:14:U:OP1	1.89	0.72
31:CA:173:U:H5''	31:CA:197:A:O4'	1.89	0.72
31:CA:765:G:H5''	31:CA:766:A:OP1	1.90	0.72
33:CF:78:GLY:O	33:CF:79:ARG:HG2	1.90	0.72
31:DA:1132:C:O2'	31:DA:1133:G:H5'	1.89	0.72
31:DA:1347:G:N2	31:DA:1373:G:H2'	2.05	0.72
31:DA:736:C:H2'	31:DA:737:A:C8	2.25	0.72
31:DA:1382:C:H1'	37:DJ:79:ARG:NH1	2.05	0.72
1:AA:2154:G:H2'	1:AA:2155:G:C8	2.24	0.72
1:AA:2154:G:H2'	1:AA:2155:G:H8	1.54	0.72
7:AH:153:LYS:N	7:AH:153:LYS:HD2	2.04	0.72

Continued on next page...

Continued from previous page...

Atom-1	Atom-2	Interatomic distance (Å)	Clash overlap (Å)
12:AP:26:TYR:O	12:AP:26:TYR:CD1	2.43	0.72
12:AP:79:LEU:HD22	12:AP:80:GLU:HG3	1.69	0.72
14:AQ:34:HIS:HB2	14:AQ:36:TYR:CE1	2.24	0.72
20:AU:42:VAL:HB	20:AU:67:LEU:HD11	1.71	0.72
27:B5:16:ARG:NH1	27:B5:17:ASP:OD1	2.23	0.72
1:BA:2309:A:H2'	1:BA:2310:A:O4'	1.90	0.72
1:BA:2748:A:C8	1:BA:2754:U:O4	2.42	0.72
31:CA:1277:C:HO2'	31:CA:1279:A:H8	1.37	0.72
31:DA:1183:A:HO2'	31:DA:1184:G:P	2.11	0.72
31:DA:179:A:H2'	31:DA:180:U:H6	1.55	0.72
32:DE:92:TYR:CE2	32:DE:151:GLY:HA3	2.25	0.72
33:DF:84:ILE:HD11	33:DF:88:ARG:NH2	2.05	0.72
41:DN:92:GLU:OE2	41:DN:96:ARG:NH1	2.22	0.72
3:AD:35:LYS:HA	3:AD:64:ILE:HG22	1.70	0.71
11:AO:11:GLY:O	11:AO:13:ASN:N	2.22	0.71
1:BA:2015:A:H1'	27:B5:2:ALA:HA	0.74	0.71
1:BA:1070:A:H5'	1:BA:1071:G:C5'	2.16	0.71
1:BA:140:A:H8	1:BA:1408:C:HO2'	1.33	0.71
1:BA:2355:C:H5'	22:B3:36:ILE:HD11	1.72	0.71
1:BA:2872:G:C8	1:BA:2873:A:H2	2.08	0.71
6:BG:47:LYS:HG2	6:BG:48:GLU:N	2.04	0.71
9:BM:36:GLY:HA3	9:BM:48:MET:CE	2.19	0.71
18:BS:88:ARG:HD3	18:BS:94:ASP:OD1	1.90	0.71
52:CB:14:A:N6	52:CB:21:A:H61	1.88	0.71
31:DA:411:A:H62	31:DA:413:G:H21	1.38	0.71
31:DA:664:G:H22	31:DA:741:G:H1	1.35	0.71
53:DC:73:A:C6	53:DC:74:A:C6	2.77	0.71
16:A1:69:CYS:SG	16:A1:79:PHE:HD1	2.13	0.71
1:AA:1728:G:N1	1:AA:1730:U:OP2	2.24	0.71
4:AE:119:ARG:HD3	4:AE:160:TYR:CD2	2.25	0.71
11:AO:39:LYS:HG3	11:AO:45:LEU:HD23	1.71	0.71
23:AZ:23:LYS:HB3	23:AZ:29:GLY:HA3	1.70	0.71
1:BA:1062:G:O6	1:BA:1075:C:N4	2.23	0.71
1:BA:1169:G:H2'	1:BA:1170:G:O4'	1.90	0.71
10:BN:115:VAL:HG13	10:BN:121:VAL:HG21	1.72	0.71
10:BN:47:ILE:HG13	10:BN:48:PRO:HD2	1.72	0.71
12:BP:83:MET:SD	12:BP:83:MET:N	2.63	0.71
31:CA:498:A:H4'	31:CA:500:G:OP1	1.90	0.71
32:DE:74:LYS:NZ	32:DE:205:ASP:O	2.19	0.71
1:AA:1597:A:H5''	1:AA:1598:C:OP1	1.91	0.71
1:AA:2199:A:H3'	1:AA:2205:C:H6	1.55	0.71

Continued on next page...

Continued from previous page...

Atom-1	Atom-2	Interatomic distance (Å)	Clash overlap (Å)
1:AA:287:C:H2'	1:AA:288:C:C6	2.25	0.71
6:AG:80:PHE:O	6:AG:80:PHE:CD1	2.43	0.71
11:AO:29:LYS:HD3	11:AO:30:THR:HG22	1.72	0.71
12:AP:83:MET:SD	12:AP:83:MET:N	2.63	0.71
12:AP:19:GLY:O	12:AP:98:LYS:CD	2.38	0.71
14:AQ:106:ARG:HB2	14:AQ:106:ARG:NH1	2.05	0.71
14:AQ:26:LEU:CD2	14:AQ:87:PHE:HD1	2.03	0.71
4:AE:27:LEU:HD13	15:AR:1:MET:HE2	1.72	0.71
18:AS:83:LYS:O	18:AS:84:ARG:HD3	1.90	0.71
20:AU:97:ARG:HE	20:AU:98:VAL:HG23	1.54	0.71
17:B2:49:THR:O	17:B2:50:PRO:C	2.26	0.71
1:BA:1386:C:OP2	1:BA:1396:U:H5	1.73	0.71
1:BA:2131:G:OP1	1:BA:2132:U:H3'	1.89	0.71
5:BF:25:PRO:CB	5:BF:28:ILE:HG13	2.18	0.71
1:BA:389:G:N1	11:BO:71:VAL:CG1	2.52	0.71
15:BR:93:ARG:HG2	15:BR:117:ASP:CB	2.19	0.71
50:CW:13:LEU:HD12	50:CW:13:LEU:C	2.11	0.71
31:DA:1133:G:H1	31:DA:1141:C:H42	1.37	0.71
31:DA:130:A:C8	47:DT:63:ARG:HG3	2.24	0.71
31:DA:779:C:C2'	31:DA:780:A:H5'	2.20	0.71
1:BA:2112:G:H22	53:DD:57:C:H42	1.38	0.71
39:DL:82:ALA:HB1	39:DL:96:LEU:HD21	1.70	0.71
3:AD:126:GLN:O	3:AD:193:VAL:HG21	1.90	0.71
7:AH:86:GLU:HG3	7:AH:165:ALA:HB3	1.72	0.71
12:AP:35:VAL:HG13	12:AP:130:LYS:HB3	1.72	0.71
12:AP:19:GLY:HA3	12:AP:98:LYS:NZ	2.05	0.71
20:AU:47:LYS:HG3	20:AU:60:PHE:CE1	2.26	0.71
30:B8:22:VAL:C	30:B8:50:LEU:HD21	2.11	0.71
1:BA:2378:A:H4'	14:BQ:23:ARG:HH11	1.54	0.71
1:BA:389:G:H1	11:BO:71:VAL:CG1	2.00	0.71
7:BH:4:ILE:HB	7:BH:6:ARG:NH1	2.05	0.71
12:BP:64:ILE:HG23	12:BP:106:VAL:CG1	2.21	0.71
21:BV:115:GLY:HA3	21:BV:174:VAL:CG1	2.21	0.71
31:CA:1004:A:H8	31:CA:1036:G:C2	2.08	0.71
31:CA:1047:G:C2'	31:CA:1048:G:H5'	2.20	0.71
52:CB:23:A:H3'	52:CB:24:C:C5	2.26	0.71
32:CE:166:ASP:HB3	32:CE:169:LYS:HB2	1.72	0.71
38:CK:41:ARG:HG3	38:CK:41:ARG:HH11	1.56	0.71
39:CL:3:GLN:OE1	39:CL:20:ARG:NH1	2.24	0.71
53:DD:31:G:H2'	53:DD:32:G:H8	1.52	0.71
35:DH:81:GLU:HG2	35:DH:90:VAL:HG13	1.72	0.71

Continued on next page...

Continued from previous page...

Atom-1	Atom-2	Interatomic distance (Å)	Clash overlap (Å)
1:AA:1171:G:C5	1:AA:1174:A:N6	2.58	0.71
1:AA:1805:U:O2	3:AD:50:THR:HB	1.90	0.71
1:AA:2348:U:H4'	28:A6:42:TRP:CD1	2.25	0.71
4:AE:74:PRO:HG2	4:AE:77:ILE:CG2	2.16	0.71
5:AF:29:ASN:N	5:AF:112:MET:HE1	2.03	0.71
11:AO:50:ARG:HD3	30:A8:7:HIS:HD2	1.53	0.71
14:AQ:106:ARG:HA	14:AQ:110:LEU:CD1	2.18	0.71
1:BA:2331:G:O3'	22:B3:43:THR:HG22	1.91	0.71
1:BA:1678:G:N2	1:BA:1989:G:H22	1.87	0.71
11:BO:6:LEU:O	11:BO:7:ARG:HB3	1.89	0.71
31:CA:112:G:OP1	46:CS:27:LYS:HD2	1.90	0.71
31:CA:1180:A:OP1	39:CL:103:THR:OG1	2.07	0.71
34:CG:79:PHE:HE1	34:CG:204:ILE:HG12	1.54	0.71
41:CN:121:PRO:HG2	41:CN:126:ARG:HG3	1.72	0.71
31:CA:310:G:OP1	46:CS:27:LYS:NZ	2.24	0.71
31:DA:1170:A:H8	31:DA:1170:A:O5'	1.74	0.71
31:DA:1322:C:O2	31:DA:1322:C:H2'	1.90	0.71
31:DA:1442:G:H2'	31:DA:1443:G:O5'	1.90	0.71
40:DM:13:HIS:C	40:DM:13:HIS:CD2	2.64	0.71
43:DP:22:ILE:HB	43:DP:25:ILE:CG1	2.20	0.71
1:AA:1026:U:C4'	1:AA:1027:A:OP1	2.38	0.71
1:AA:1054:A:H2'	1:AA:1055:G:C8	2.25	0.71
1:AA:49:A:C8	1:AA:120:U:H5	2.06	0.71
1:AA:1925:C:C2'	1:AA:1926:U:H5'	2.21	0.71
1:AA:1963:U:OP1	1:AA:1963:U:H6	1.73	0.71
1:AA:2119:A:H61	1:AA:2170:A:N6	1.88	0.71
2:AB:37:C:H2'	2:AB:38:C:H5'	1.71	0.71
18:AS:58:ALA:CB	18:AS:64:MET:HG3	2.21	0.71
1:AA:2432:A:C4	23:AZ:33:LYS:HG2	2.25	0.71
1:BA:1171:G:H1	1:BA:1178:C:H42	1.36	0.71
1:BA:1678:G:H22	1:BA:1989:G:N2	1.87	0.71
1:BA:2148:G:H2'	1:BA:2149:G:H8	1.55	0.71
1:BA:68:G:H2'	1:BA:69:C:C6	2.25	0.71
12:BP:64:ILE:HG22	12:BP:65:PHE:H	1.55	0.71
24:BW:15:LYS:HD3	24:BW:67:LYS:NZ	2.04	0.71
31:CA:192:U:H4'	50:CW:102:GLY:O	1.91	0.71
52:CB:30:A:N6	52:CB:42:U:O4	2.19	0.71
1:AA:2468:G:C4'	1:AA:2469:A:OP1	2.30	0.71
12:AP:14:ARG:HG2	12:AP:41:TRP:HH2	1.55	0.71
23:AZ:11:ARG:HB2	23:AZ:12:PRO:HD2	1.73	0.71
17:B2:76:LYS:HB2	17:B2:80:GLN:HB2	0.73	0.71

Continued on next page...

Continued from previous page...

Atom-1	Atom-2	Interatomic distance (Å)	Clash overlap (Å)
1:BA:228:A:H8	1:BA:228:A:H3'	1.56	0.71
1:BA:527:C:N4	1:BA:2779:U:OP2	2.23	0.71
1:BA:2836:U:H2'	1:BA:2837:G:C8	2.26	0.71
4:BE:55:ASN:H	4:BE:56:PRO:CD	2.02	0.71
5:BF:51:THR:HB	5:BF:88:VAL:HG11	1.73	0.71
14:BQ:24:LEU:HD12	14:BQ:41:ASP:HB2	1.73	0.71
15:BR:26:ASP:HB3	15:BR:91:ARG:HA	1.70	0.71
31:CA:1306:A:N6	31:CA:1331:G:H1'	2.06	0.71
31:CA:1442:G:C6	31:CA:1446:A:N6	2.59	0.71
53:CD:8:U:H3	53:CD:14:A:H62	1.38	0.71
35:CH:126:ARG:HG3	35:CH:126:ARG:NH1	1.97	0.71
41:CN:107:SER:O	41:CN:108:ILE:HD13	1.91	0.71
31:DA:1132:C:H2'	31:DA:1133:G:C8	2.26	0.71
6:AG:108:ASN:HA	26:A4:38:LYS:HB2	1.72	0.71
30:A8:29:LYS:HB3	30:A8:44:LYS:HG2	1.73	0.71
1:AA:674:G:H1'	5:AF:74:ARG:CD	2.18	0.71
6:AG:104:GLU:CD	26:A4:23:GLU:HG3	2.11	0.71
8:AK:29:TYR:O	8:AK:32:PRO:HD2	1.90	0.71
28:B6:10:LEU:H	28:B6:10:LEU:HD12	1.55	0.71
30:B8:51:ALA:O	30:B8:53:PRO:N	2.24	0.71
1:BA:900:A:H3'	1:BA:901:A:H8	1.56	0.71
3:BD:35:LYS:HD3	3:BD:64:ILE:N	2.05	0.71
3:BD:64:ILE:O	3:BD:64:ILE:HG12	1.89	0.71
3:BD:35:LYS:CE	3:BD:64:ILE:O	2.38	0.71
31:CA:1446:A:OP1	31:CA:1446:A:C4'	2.36	0.71
31:CA:881:G:P	42:CO:9:ARG:HH22	2.13	0.71
43:CP:3:ARG:HG2	43:CP:9:ILE:HG12	1.73	0.71
26:A4:10:VAL:HG22	26:A4:11:PRO:HD2	1.71	0.71
1:AA:1359:A:H2	1:AA:1372:U:O4	1.72	0.71
1:AA:1729:A:H2'	1:AA:1731:G:N7	2.06	0.71
6:AG:82:LEU:CA	6:AG:86:MET:CE	2.68	0.71
7:AH:30:LYS:CD	7:AH:81:GLU:H	2.03	0.71
3:BD:271:ILE:O	3:BD:272:ALA:HB3	1.91	0.71
4:BE:103:ASP:OD1	4:BE:201:THR:HG23	1.91	0.71
5:BF:84:VAL:C	5:BF:86:GLY:N	2.35	0.71
12:BP:23:GLY:HA2	12:BP:25:ASP:HB2	1.73	0.71
19:BT:57:LEU:CD2	19:BT:78:LYS:HB2	2.21	0.71
21:BV:108:PRO:HB3	21:BV:141:VAL:O	1.90	0.71
23:BZ:85:LEU:HB2	23:BZ:87:PRO:HD2	1.73	0.71
52:CB:6:G:N2	52:CB:78:C:O2	2.22	0.71
46:CS:21:VAL:HG23	46:CS:34:GLU:O	1.90	0.71

Continued on next page...

Continued from previous page...

Atom-1	Atom-2	Interatomic distance (Å)	Clash overlap (Å)
52:DB:48:C:O2'	52:DB:49:C:OP1	2.08	0.71
6:AG:130:ASN:HB3	6:AG:160:VAL:HA	1.70	0.71
6:AG:173:LEU:HD22	6:AG:178:PHE:CE2	2.26	0.71
7:AH:153:LYS:HG3	7:AH:162:ILE:N	2.04	0.71
11:AO:11:GLY:C	11:AO:13:ASN:H	1.90	0.71
14:AQ:36:TYR:N	14:AQ:36:TYR:HD1	1.89	0.71
27:B5:40:LYS:HE2	27:B5:44:THR:O	1.91	0.71
1:BA:1278:A:H2'	1:BA:1279:G:C8	2.26	0.71
1:BA:2272:U:H5''	1:BA:2273:A:OP1	1.91	0.71
31:CA:1027:C:C4'	31:CA:1028:C:OP1	2.38	0.71
31:CA:93:U:H2'	31:CA:95:G:O4'	1.91	0.71
31:CA:989:C:H42	31:CA:1216:G:H1	1.36	0.71
32:CE:80:ILE:HD13	32:CE:212:GLN:HB2	1.71	0.71
36:CI:36:ARG:NH2	36:CI:38:GLU:HG2	2.06	0.71
41:CN:21:ILE:HB	41:CN:84:VAL:HG12	1.72	0.71
31:DA:1329:A:H2'	31:DA:1330:U:O4'	1.89	0.71
35:DH:60:TYR:O	35:DH:64:ARG:HG3	1.90	0.71
27:A5:4:HIS:HB3	27:A5:5:PRO:CD	2.21	0.70
1:AA:483:A:H4'	20:AU:49:VAL:CA	2.20	0.70
3:AD:35:LYS:CE	3:AD:104:TYR:HB2	2.20	0.70
9:AM:60:ILE:HD13	9:AM:60:ILE:H	1.55	0.70
1:BA:2327:A:H2'	1:BA:2328:A:C8	2.26	0.70
1:BA:296:C:O2'	1:BA:297:C:H5'	1.91	0.70
3:BD:28:GLU:HB3	3:BD:29:PRO:CD	2.20	0.70
31:DA:1298:C:OP2	37:DJ:114:ARG:NH2	2.24	0.70
33:DF:60:ALA:HB1	40:DM:91:PRO:HG2	1.73	0.70
1:AA:2799:A:H5''	1:AA:2801:A:OP2	1.90	0.70
4:AE:46:ALA:HB2	4:AE:82:ARG:HA	1.73	0.70
7:AH:138:LYS:HA	7:AH:141:VAL:HB	1.72	0.70
17:B2:35:LEU:HG	17:B2:37:VAL:CG1	2.17	0.70
28:B6:27:LYS:NZ	28:B6:28:ARG:HH12	1.88	0.70
1:BA:259:G:O2'	1:BA:621:A:O2'	2.10	0.70
1:BA:779:U:OP1	3:BD:49:ILE:HG22	1.91	0.70
4:BE:36:ARG:NH1	4:BE:85:ASN:OD1	2.24	0.70
11:BO:128:HIS:HA	11:BO:147:LEU:HA	1.73	0.70
31:CA:1023:G:H3'	31:CA:1024:G:H5''	1.71	0.70
31:CA:1036:G:H3'	31:CA:1037:C:C6	2.26	0.70
31:CA:484:G:O2'	31:CA:485:G:OP2	2.07	0.70
31:CA:827:U:C5	31:CA:872:A:N1	2.56	0.70
53:CC:1:C:C2'	53:CC:2:G:OP2	2.39	0.70
31:DA:1372:U:OP1	39:DL:72:GLY:N	2.24	0.70

Continued on next page...

Continued from previous page...

Atom-1	Atom-2	Interatomic distance (Å)	Clash overlap (Å)
53:DD:64:G:H2'	53:DD:65:G:C8	2.25	0.70
31:DA:1305:G:C5'	51:DX:4:GLY:HA3	2.20	0.70
27:A5:33:CYS:HB2	27:A5:40:LYS:HD3	1.73	0.70
1:AA:1056:G:H21	1:AA:1103:A:N6	1.66	0.70
1:AA:1379:A:H1'	1:AA:1380:G:OP1	1.90	0.70
1:AA:1798:U:H5''	3:AD:259:THR:HG22	1.70	0.70
1:AA:229:A:H1'	1:AA:230:U:OP2	1.91	0.70
1:AA:943:U:O2'	1:AA:944:G:H5'	1.91	0.70
4:AE:23:VAL:HG12	4:AE:184:VAL:O	1.86	0.70
7:AH:94:TYR:CE1	7:AH:107:VAL:O	2.44	0.70
1:BA:2311:A:N3	6:BG:82:LEU:HG	2.06	0.70
1:BA:2394:C:OP1	11:BO:62:LEU:HB2	1.90	0.70
1:BA:2404:C:H1'	11:BO:67:MET:HE1	1.72	0.70
1:BA:362:U:H5'	1:BA:363:G:OP2	1.91	0.70
8:BK:79:ILE:HB	8:BK:142:VAL:HB	1.72	0.70
11:BO:15:ARG:NH1	11:BO:15:ARG:CG	2.39	0.70
31:CA:411:A:C5	31:CA:413:G:H1'	2.27	0.70
52:CB:7:G:H3'	52:CB:8:U:H5'	1.72	0.70
1:AA:2209:C:O2	1:AA:2216:G:C2	2.44	0.70
1:AA:299:A:H5'	1:AA:300:A:OP2	1.91	0.70
7:AH:115:VAL:O	7:AH:115:VAL:HG12	1.90	0.70
9:AM:45:ASN:H	9:AM:45:ASN:HD22	1.37	0.70
15:AR:26:ASP:HB2	15:AR:91:ARG:HA	1.72	0.70
1:AA:85:G:OP2	20:AU:9:LYS:HB2	1.90	0.70
17:B2:5:VAL:HA	17:B2:37:VAL:HB	1.74	0.70
17:B2:69:LYS:HG3	17:B2:86:GLY:HA3	1.74	0.70
1:BA:1225:C:C3'	17:B2:85:LYS:HB3	2.22	0.70
1:BA:1459:G:C2'	1:BA:1460:A:H5'	2.20	0.70
1:BA:2298:A:H1'	1:BA:2321:G:N2	2.05	0.70
12:BP:19:GLY:H	12:BP:98:LYS:NZ	1.88	0.70
31:CA:693:G:C4	54:C1:13:U:H1'	2.26	0.70
38:CK:41:ARG:NH2	38:CK:123:GLU:OE1	2.24	0.70
36:DI:11:ASN:O	36:DI:14:LEU:HD22	1.90	0.70
44:DQ:22:THR:OG1	44:DQ:33:VAL:HG11	1.91	0.70
48:DU:53:ARG:HG3	48:DU:63:GLN:NE2	2.00	0.70
1:AA:602:G:N2	1:AA:655:A:C8	2.58	0.70
4:AE:8:LYS:HE3	4:AE:24:THR:HG21	1.72	0.70
1:BA:777:A:O2'	1:BA:778:G:H5'	1.90	0.70
4:BE:47:VAL:HG11	4:BE:49:LEU:HD23	1.73	0.70
4:BE:48:GLN:NE2	4:BE:78:LEU:HD13	2.07	0.70
7:BH:102:ALA:HA	7:BH:117:PRO:HD3	1.73	0.70

Continued on next page...

Continued from previous page...

Atom-1	Atom-2	Interatomic distance (Å)	Clash overlap (Å)
8:BK:128:LEU:O	8:BK:138:ILE:HG22	1.92	0.70
34:CG:25:ARG:O	34:CG:28:SER:N	2.24	0.70
35:CH:15:ARG:HD2	35:CH:26:PHE:CD2	2.27	0.70
42:DO:47:LYS:CB	42:DO:48:PRO:HD2	2.22	0.70
22:A3:83:PRO:O	22:A3:84:LEU:HB2	1.90	0.70
1:AA:1270:C:H5''	1:AA:1271:G:H5'	1.72	0.70
1:AA:2315:G:H2'	1:AA:2316:C:H6	1.57	0.70
1:AA:2392:A:C8	11:AO:60:MET:HB2	2.27	0.70
1:AA:779:U:OP1	3:AD:49:ILE:HG13	1.91	0.70
3:AD:110:GLY:O	3:AD:112:GLN:HG3	1.92	0.70
3:AD:120:GLY:O	3:AD:123:ALA:HB2	1.91	0.70
4:AE:39:PRO:HA	4:AE:43:GLY:H	1.55	0.70
6:AG:173:LEU:O	6:AG:178:PHE:HB2	1.92	0.70
9:AM:131:GLN:HE21	9:AM:132:ALA:H	1.39	0.70
11:AO:58:THR:HG22	11:AO:58:THR:O	1.92	0.70
14:AQ:83:LYS:O	14:AQ:109:GLY:CA	2.40	0.70
1:BA:2211:G:H3'	1:BA:2212:A:N3	2.05	0.70
3:BD:35:LYS:HA	3:BD:64:ILE:HG23	1.74	0.70
53:CD:9:G:H4'	53:CD:47:G:H5'	1.74	0.70
31:DA:600:C:H2'	31:DA:601:C:C6	2.26	0.70
17:A2:24:LYS:HA	17:A2:92:THR:HG23	1.74	0.70
1:AA:1771:C:C1'	1:AA:1786:A:C8	2.75	0.70
5:AF:129:PHE:HA	5:AF:142:TRP:NE1	2.06	0.70
14:AQ:106:ARG:NH2	14:AQ:107:GLU:HB2	2.05	0.70
20:AU:81:LYS:HZ3	20:AU:96:ILE:CD1	2.04	0.70
1:BA:2307:G:O2'	1:BA:2308:G:N7	2.24	0.70
7:BH:152:ARG:HB2	7:BH:154:PRO:HD3	1.72	0.70
20:BU:61:ILE:HG22	20:BU:62:GLU:H	1.57	0.70
24:BW:17:SER:OG	24:BW:18:PRO:HA	1.91	0.70
31:CA:1047:G:H2'	31:CA:1048:G:H5'	1.72	0.70
31:CA:611:A:N6	31:CA:629:G:H1	1.88	0.70
31:CA:658:G:C5	31:CA:659:U:C5	2.79	0.70
31:DA:1449:C:O3'	31:DA:1450:U:H4'	1.89	0.70
35:DH:102:ALA:HB1	35:DH:106:PRO:HG2	1.73	0.70
42:DO:23:LYS:HE2	42:DO:23:LYS:N	1.99	0.70
49:DV:9:VAL:O	49:DV:10:PHE:CB	2.39	0.70
17:A2:25:LEU:H	17:A2:92:THR:CG2	2.05	0.70
1:AA:10:G:N2	1:AA:2802:G:OP1	2.25	0.70
6:AG:109:VAL:HG13	26:A4:33:VAL:HG21	1.73	0.70
2:AB:52:A:H62	14:AQ:33:LYS:HG3	1.56	0.70
17:B2:28:GLU:O	17:B2:61:VAL:HG11	1.92	0.70

Continued on next page...

Continued from previous page...

Atom-1	Atom-2	Interatomic distance (Å)	Clash overlap (Å)
6:BG:104:GLU:HG2	26:B4:23:GLU:HG2	1.74	0.70
15:BR:47:GLY:HA3	15:BR:63:VAL:HG12	1.74	0.70
24:BW:9:GLN:HE22	24:BW:56:GLN:HG2	1.56	0.70
53:CD:15:G:H2'	53:CD:60:A:C2	2.27	0.70
34:DG:107:ARG:HG2	34:DG:107:ARG:NH1	1.96	0.70
1:AA:1085:A:H4'	1:AA:1086:A:OP1	1.91	0.70
1:AA:1147:C:H2'	1:AA:1148:A:H5''	1.73	0.70
1:AA:2469:A:H5''	1:AA:2469:A:N3	2.07	0.70
1:AA:1111:A:H5'	7:AH:3:ARG:NH1	2.07	0.70
11:BO:64:LYS:HD3	30:B8:25:MET:SD	2.31	0.70
5:BF:34:TRP:CH2	11:BO:8:PRO:HB3	2.27	0.70
38:CK:25:ASP:OD2	38:CK:60:ARG:HG2	1.90	0.70
39:CL:81:ILE:O	39:CL:85:LEU:HG	1.91	0.70
32:DE:48:MET:HA	32:DE:51:LEU:HB2	1.73	0.70
1:AA:1929:G:H4'	1:AA:1930:G:OP1	1.90	0.70
1:AA:2131:G:H1'	1:AA:2158:A:H62	1.57	0.70
4:AE:105:THR:OG1	4:AE:199:ARG:NH2	2.25	0.70
4:AE:60:ASN:O	4:AE:61:ARG:HD2	1.92	0.70
11:AO:84:ASN:ND2	11:AO:115:LEU:HB2	2.06	0.70
1:AA:2392:A:H8	11:AO:60:MET:CB	2.04	0.70
11:AO:64:LYS:HD2	30:A8:25:MET:CE	2.22	0.70
17:B2:76:LYS:HG2	17:B2:80:GLN:HG2	1.73	0.70
1:BA:2016:U:H1'	27:B5:6:VAL:HG13	1.74	0.70
30:B8:40:GLU:H	30:B8:43:GLN:HG3	1.56	0.70
1:BA:1651:G:OP1	13:B0:37:THR:HG21	1.92	0.70
1:BA:311:A:H2	1:BA:331:A:H5''	1.57	0.70
8:BK:75:LEU:HD23	8:BK:76:THR:H	1.57	0.70
9:BM:67:LEU:HD23	9:BM:88:GLU:HG2	1.73	0.70
14:BQ:83:LYS:HD2	14:BQ:109:GLY:H	1.57	0.70
34:CG:107:ARG:NH2	34:CG:194:LEU:HD21	2.07	0.70
34:CG:28:SER:HB3	34:CG:29:PRO:HD2	1.74	0.70
39:CL:18:PHE:HD1	39:CL:62:TYR:HD2	1.39	0.70
40:CM:5:ARG:HB2	40:CM:73:ASP:OD2	1.92	0.70
53:DD:29:C:H2'	53:DD:30:G:H8	1.57	0.70
34:DG:3:ARG:NH2	34:DG:5:ILE:HG12	2.07	0.70
1:AA:1287:A:C8	13:A0:107:ASP:HB3	2.27	0.69
28:A6:41:PRO:HD2	28:A6:46:HIS:H	1.55	0.69
11:AO:65:ARG:NH2	30:A8:15:LYS:HB2	1.99	0.69
1:AA:1514:U:H2'	1:AA:1514:U:O2	1.90	0.69
1:AA:2309:A:H2'	1:AA:2310:A:O4'	1.92	0.69
1:AA:2335:A:O2'	1:AA:2336:A:OP2	2.10	0.69

Continued on next page...

Continued from previous page...

Atom-1	Atom-2	Interatomic distance (Å)	Clash overlap (Å)
1:AA:2376:A:N1	14:AQ:87:PHE:HD2	1.90	0.69
1:AA:336:C:H5''	20:AU:6:HIS:HD2	1.57	0.69
17:B2:82:ARG:NH1	17:B2:82:ARG:HG3	2.05	0.69
1:BA:1140:C:C1'	1:BA:1143:A:H8	2.05	0.69
1:BA:2378:A:H8	1:BA:2378:A:O5'	1.75	0.69
1:BA:888:C:H4'	1:BA:889:C:C5'	2.22	0.69
6:BG:111:LEU:HB2	6:BG:112:PRO:HD3	1.73	0.69
31:CA:1118:C:H1'	31:CA:1179:A:C4	2.27	0.69
31:CA:1181:G:C2	31:CA:1182:G:N2	2.60	0.69
31:CA:74:C:H42	31:CA:96:G:H1	1.39	0.69
52:CB:27:G:H3'	52:CB:28:C:H6	1.57	0.69
53:CD:19:G:H2'	53:CD:58:A:N6	2.07	0.69
37:CJ:16:LEU:HD12	39:CL:42:ARG:HA	1.72	0.69
52:DB:5:A:H61	52:DB:79:U:H3	1.40	0.69
33:DF:11:ARG:O	33:DF:14:ILE:O	2.11	0.69
1:AA:1060:U:H5'	1:AA:1061:U:H5	1.57	0.69
1:AA:1992:G:O2'	1:AA:1993:U:OP2	2.09	0.69
1:AA:2383:G:O2'	1:AA:2384:G:H5'	1.92	0.69
3:AD:72:LYS:HE3	3:AD:75:ILE:HD12	1.72	0.69
9:AM:89:LYS:O	9:AM:93:THR:HG22	1.92	0.69
16:B1:110:VAL:O	16:B1:114:LYS:HG2	1.91	0.69
28:B6:35:GLU:O	28:B6:36:LEU:HB2	1.91	0.69
28:B6:25:LYS:HE3	30:B8:34:TRP:CH2	2.27	0.69
1:BA:1794:U:O2'	1:BA:1795:C:H5'	1.92	0.69
1:BA:460:A:H5''	1:BA:461:C:OP2	1.92	0.69
5:BF:103:LYS:HA	5:BF:106:ARG:HG3	1.72	0.69
1:BA:943:U:OP2	11:BO:36:LYS:HE3	1.91	0.69
31:CA:182:U:O2	31:CA:182:U:H2'	1.92	0.69
31:CA:280:C:H3'	31:CA:281:G:H5'	1.74	0.69
32:CE:61:LEU:HD11	32:CE:66:GLY:HA3	1.74	0.69
49:CV:42:PRO:O	49:CV:45:VAL:HG22	1.92	0.69
32:DE:50:GLU:O	32:DE:54:THR:OG1	2.06	0.69
40:DM:33:GLN:CB	40:DM:75:ILE:HG12	2.21	0.69
1:AA:2276:G:P	12:AP:84:GLY:HA2	2.32	0.69
11:AO:114:ILE:HD11	11:AO:130:PHE:CD1	2.27	0.69
13:B0:67:LEU:HD12	13:B0:76:VAL:HG21	1.74	0.69
1:BA:1142(A):A:C8	1:BA:1144:G:N7	2.60	0.69
1:BA:1434:A:H61	1:BA:1558:A:H62	1.40	0.69
1:BA:259:G:HO2'	1:BA:621:A:HO2'	1.39	0.69
3:BD:35:LYS:CA	3:BD:64:ILE:HG23	2.22	0.69
25:BX:59:VAL:HG12	25:BX:60:GLU:N	2.07	0.69

Continued on next page...

Continued from previous page...

Atom-1	Atom-2	Interatomic distance (Å)	Clash overlap (Å)
33:CF:58:GLU:H	33:CF:65:ALA:HB3	1.58	0.69
49:CV:32:LYS:HA	49:CV:50:ALA:HB3	1.75	0.69
50:CW:26:ASN:HA	50:CW:29:LYS:HG2	1.74	0.69
32:DE:185:ILE:CG2	32:DE:199:TYR:HB2	2.20	0.69
42:DO:23:LYS:CE	42:DO:23:LYS:H	1.99	0.69
13:A0:117:VAL:HG22	13:A0:118:GLU:H	1.56	0.69
1:AA:1771:C:C1'	1:AA:1786:A:H8	2.06	0.69
3:AD:148:GLU:HB2	3:AD:151:LYS:HD2	1.73	0.69
3:AD:35:LYS:CD	3:AD:63:ARG:HB3	2.19	0.69
6:AG:82:LEU:CA	6:AG:86:MET:HE1	2.22	0.69
8:AK:7:GLU:HA	8:AK:15:VAL:HG12	1.73	0.69
15:AR:11:GLU:N	15:AR:11:GLU:OE1	2.25	0.69
21:AV:45:ASP:O	21:AV:49:ARG:HG2	1.92	0.69
26:B4:56:VAL:HG23	26:B4:60:GLN:HG3	1.74	0.69
1:BA:1188:U:H2'	1:BA:1189:A:H5'	1.73	0.69
1:BA:528:A:C2	1:BA:2042:A:H2'	2.26	0.69
3:BD:43:ARG:NH1	3:BD:44:ASN:ND2	2.37	0.69
21:BV:120:ILE:HB	21:BV:169:GLU:OE2	1.93	0.69
38:CK:29:SER:HB3	38:CK:32:LYS:HE3	1.74	0.69
31:DA:818:G:O2'	31:DA:819:A:H5'	1.92	0.69
1:AA:1219:G:OP2	16:A1:19:LYS:HE3	1.91	0.69
1:AA:860:U:C5	1:AA:917:A:C2	2.75	0.69
4:AE:23:VAL:HA	4:AE:186:GLY:N	2.07	0.69
14:AQ:4:LEU:O	14:AQ:5:THR:HG23	1.93	0.69
14:AQ:88:ASP:O	14:AQ:89:ARG:CB	2.31	0.69
19:AT:83:VAL:HG13	19:AT:87:GLN:HB3	1.74	0.69
16:B1:91:ASP:O	16:B1:93:LYS:N	2.26	0.69
1:BA:140:A:C8	1:BA:1408:C:O2'	2.45	0.69
1:BA:1485:G:O2'	1:BA:1486:A:H5'	1.91	0.69
1:BA:2154:G:H2'	1:BA:2155:G:C8	2.28	0.69
1:BA:2872:G:C5	1:BA:2873:A:C2	2.79	0.69
3:BD:130:ALA:C	3:BD:131:LEU:HD12	2.13	0.69
3:BD:267:SER:O	3:BD:268:ARG:HB3	1.89	0.69
2:BB:50:G:OP1	14:BQ:63:THR:HG23	1.92	0.69
38:CK:81:HIS:ND1	38:CK:138:TRP:OXT	2.25	0.69
41:CN:85:ARG:HD3	41:CN:113:PRO:HD3	1.74	0.69
32:DE:12:GLU:HB2	32:DE:16:HIS:CE1	2.28	0.69
1:AA:2015:A:C1'	27:A5:2:ALA:CA	2.36	0.69
1:AA:2693:A:H2'	1:AA:2694:G:H8	1.58	0.69
3:AD:131:LEU:HB2	3:AD:136:ILE:HD11	1.74	0.69
27:B5:3:LYS:CE	27:B5:3:LYS:CA	2.56	0.69

Continued on next page...

Continued from previous page...

Atom-1	Atom-2	Interatomic distance (Å)	Clash overlap (Å)
28:B6:23:THR:O	28:B6:24:GLU:HB2	1.93	0.69
1:BA:780:G:H21	1:BA:783:A:H62	1.40	0.69
3:BD:48:ARG:NH1	3:BD:48:ARG:HG3	2.07	0.69
12:BP:135:ASP:OD1	12:BP:137:TYR:HD2	1.75	0.69
33:CF:92:ALA:HB2	33:CF:99:VAL:HG22	1.74	0.69
38:CK:14:ARG:O	38:CK:18:ARG:HD3	1.90	0.69
31:DA:164:U:H2'	31:DA:165:C:H6	1.57	0.69
34:DG:30:LYS:O	34:DG:30:LYS:HG2	1.89	0.69
1:AA:1204:A:O2'	1:AA:1205:U:OP2	2.10	0.69
1:AA:1412:A:H2'	1:AA:1413:G:H8	1.58	0.69
3:AD:35:LYS:CG	3:AD:64:ILE:N	2.55	0.69
4:AE:111:ARG:HD2	4:AE:160:TYR:CD1	2.26	0.69
1:BA:669:G:O2'	1:BA:670:A:OP1	2.11	0.69
1:BA:997:G:OP1	16:B1:93:LYS:HD2	1.93	0.69
4:BE:132:HIS:O	4:BE:133:LYS:CB	2.36	0.69
5:BF:107:LYS:HE2	5:BF:205:ARG:HD2	1.74	0.69
6:BG:37:VAL:HG23	6:BG:99:MET:HE3	1.73	0.69
12:BP:102:VAL:O	12:BP:102:VAL:HG12	1.91	0.69
21:BV:150:LEU:O	21:BV:170:THR:O	2.10	0.69
35:CH:67:VAL:HG21	35:CH:140:ARG:HA	1.73	0.69
32:DE:91:PRO:HG3	32:DE:154:LEU:HB3	1.75	0.69
1:AA:2898:U:H2'	1:AA:2899:G:C8	2.27	0.69
3:AD:35:LYS:HG2	3:AD:64:ILE:HG23	1.75	0.69
5:AF:205:ARG:HG3	5:AF:205:ARG:NH1	2.01	0.69
1:AA:811:U:C4	11:AO:21:ARG:NH2	2.61	0.69
1:AA:911:A:H2'	12:AP:9:TYR:OH	1.93	0.69
18:AS:64:MET:O	18:AS:65:LEU:HB2	1.93	0.69
17:B2:77:ALA:C	17:B2:78:LYS:HD3	2.13	0.69
22:B3:49:LYS:H	22:B3:80:HIS:HD1	1.39	0.69
4:BE:47:VAL:CG1	4:BE:48:GLN:N	2.55	0.69
4:BE:47:VAL:CG1	4:BE:49:LEU:HD23	2.23	0.69
18:BS:50:VAL:CG2	18:BS:105:VAL:HG23	2.22	0.69
34:CG:29:PRO:C	34:CG:30:LYS:HD3	2.13	0.69
39:CL:78:LYS:HE3	39:CL:101:PHE:HE2	1.56	0.69
45:CR:76:GLU:OE1	45:CR:79:ARG:NH1	2.25	0.69
31:DA:1004:A:O4'	31:DA:1025:U:N3	2.25	0.69
31:DA:1305:G:H22	31:DA:1331:G:C2'	2.05	0.69
52:DB:18:G:O2'	52:DB:19:G:OP2	2.10	0.69
36:DI:33:TYR:CE1	36:DI:78:GLU:HG3	2.27	0.69
6:AG:2:PRO:HB3	26:A4:25:TYR:CE1	2.27	0.69
1:AA:2502:G:H5''	1:AA:2503:A:H5''	1.74	0.69

Continued on next page...

Continued from previous page...

Atom-1	Atom-2	Interatomic distance (Å)	Clash overlap (Å)
7:AH:151:ILE:O	7:AH:153:LYS:HD3	1.92	0.69
19:AT:84:ALA:HB3	19:AT:87:GLN:NE2	2.08	0.69
30:B8:30:ARG:O	30:B8:31:HIS:CB	2.40	0.69
1:BA:1270:C:H5''	1:BA:1271:G:O5'	1.93	0.69
1:BA:1313:U:H4'	1:BA:1332:G:H4'	1.75	0.69
1:BA:2111:C:C2	1:BA:2118:U:O2'	2.46	0.69
1:BA:443:A:H5''	1:BA:444:C:OP1	1.93	0.69
31:CA:1218:C:OP2	44:CQ:9:LYS:NZ	2.24	0.69
31:CA:310:G:P	46:CS:27:LYS:HZ1	2.16	0.69
31:CA:706:A:H1'	41:CN:29:ILE:HD11	1.75	0.69
33:CF:40:ARG:HH11	33:CF:40:ARG:HG3	1.58	0.69
37:CJ:57:GLU:OE1	37:CJ:57:GLU:N	2.25	0.69
31:DA:1267:C:H2'	31:DA:1267:C:O2	1.92	0.69
31:DA:409:G:H1	31:DA:433:C:H42	1.41	0.69
33:DF:70:VAL:O	33:DF:106:VAL:N	2.25	0.69
43:DP:86:CYS:O	43:DP:89:GLY:N	2.24	0.69
29:A7:8:ASN:HD22	29:A7:11:LYS:H	1.39	0.69
1:AA:1313:U:H2'	1:AA:1610:A:C2	2.28	0.69
1:AA:2311:A:N3	6:AG:80:PHE:CE1	2.59	0.69
3:AD:155:LEU:HD23	3:AD:177:LEU:HD22	1.75	0.69
3:AD:25:THR:HB	3:AD:82:ILE:H	1.56	0.69
13:B0:100:LEU:HD21	13:B0:113:LEU:HD13	1.73	0.69
1:BA:857:C:H4'	22:B3:23:VAL:HG21	1.73	0.69
26:B4:32:TYR:O	26:B4:33:VAL:HG22	1.92	0.69
30:B8:37:SER:O	30:B8:39:LYS:O	2.11	0.69
1:BA:1006:C:C2	1:BA:1138:G:N2	2.61	0.69
1:BA:1005:C:O4'	1:BA:1143:A:H2	1.75	0.69
14:BQ:19:LYS:O	14:BQ:20:ARG:HD3	1.92	0.69
31:CA:606:G:N2	31:CA:631:G:H8	1.91	0.69
31:DA:1054:C:N4	52:DB:35:G:N9	2.40	0.69
39:DL:10:ARG:HD2	39:DL:105:ASP:HB3	1.75	0.69
31:DA:1178:G:H5'	39:DL:93:ARG:HH21	1.57	0.69
1:AA:2758:A:C2	1:AA:2759:G:H1'	2.28	0.69
5:AF:42:ALA:O	5:AF:45:ARG:HB2	1.93	0.69
5:AF:45:ARG:HG2	5:AF:45:ARG:NH1	1.98	0.69
26:B4:11:PRO:HA	26:B4:25:TYR:H	1.57	0.69
1:BA:2371:G:H4'	28:B6:45:LYS:HG3	1.75	0.69
1:BA:1689:A:H62	1:BA:1698:A:H2	0.83	0.69
1:BA:2583:G:N2	52:DB:87:A:C8	2.55	0.69
1:BA:2688:U:H5	1:BA:2720:U:OP2	1.75	0.69
1:BA:2811:G:OP1	4:BE:61:ARG:HB2	1.93	0.69

Continued on next page...

Continued from previous page...

Atom-1	Atom-2	Interatomic distance (Å)	Clash overlap (Å)
1:BA:824:A:H1'	1:BA:2358:G:N7	2.07	0.69
1:BA:993:G:OP1	16:B1:50:ARG:NH2	2.25	0.69
4:BE:37:ARG:CD	4:BE:44:TYR:HH	1.89	0.69
18:BS:59:VAL:HA	18:BS:64:MET:H	1.58	0.69
34:CG:13:ARG:CD	34:CG:38:TYR:O	2.41	0.69
31:CA:667:G:H4'	45:CR:51:HIS:CE1	2.27	0.69
37:DJ:44:TYR:HA	37:DJ:47:CYS:HB2	1.73	0.69
38:DK:109:ILE:HG12	38:DK:110:ALA:N	2.07	0.69
1:AA:2015:A:N3	27:A5:2:ALA:N	2.41	0.68
11:AO:50:ARG:HG2	30:A8:59:LYS:HD3	1.75	0.68
1:AA:2702:U:OP1	1:AA:2702:U:H6	1.76	0.68
1:AA:475:U:C4	1:AA:481:G:O6	2.45	0.68
6:AG:121:ASN:ND2	6:AG:123:ASN:H	1.91	0.68
9:AM:42:TRP:HA	9:AM:48:MET:CE	2.23	0.68
20:AU:81:LYS:HD3	20:AU:96:ILE:HB	1.75	0.68
1:BA:1011:G:H2'	1:BA:1013:C:O4'	1.93	0.68
1:BA:2816:C:O3'	13:B0:99:LYS:NZ	2.25	0.68
1:BA:2823:A:OP1	4:BE:113:PHE:HB2	1.92	0.68
1:BA:654(D):G:N2	1:BA:654(R):C:N3	2.42	0.68
1:BA:712:G:H1	1:BA:719:C:N4	1.91	0.68
24:BW:17:SER:HB2	24:BW:18:PRO:C	2.12	0.68
31:CA:1178:G:N2	31:CA:1181:G:N7	2.31	0.68
31:CA:382:A:H2'	31:CA:383:A:H8	1.57	0.68
31:CA:437:U:H2'	31:CA:438:G:O4'	1.93	0.68
36:CI:24:GLU:HG2	36:CI:28:ARG:HH22	1.55	0.68
31:DA:1160:G:N2	31:DA:1161:C:C6	2.61	0.68
6:AG:26:GLN:HG3	6:AG:30:GLU:OE2	1.93	0.68
12:AP:75:THR:HB	12:AP:88:GLY:CA	2.18	0.68
21:AV:51:ALA:HB1	21:AV:57:ILE:HD11	1.75	0.68
13:B0:38:VAL:HG22	13:B0:112:ALA:HB2	1.73	0.68
1:BA:2147:G:H2'	1:BA:2148:G:O4'	1.92	0.68
1:BA:247:G:H4'	1:BA:386:G:C5	2.27	0.68
1:BA:696:G:H2'	1:BA:697:C:H6	1.58	0.68
2:BB:1:U:H3	2:BB:119:A:H2	1.40	0.68
3:BD:206:LEU:HD22	3:BD:211:ARG:HG2	1.74	0.68
1:BA:797:C:OP2	5:BF:62:ARG:HG3	1.93	0.68
7:BH:151:ILE:C	7:BH:152:ARG:HG3	2.14	0.68
11:BO:71:VAL:HG13	11:BO:72:PRO:N	2.08	0.68
31:CA:1299:A:H2'	31:CA:1301:U:H1'	1.75	0.68
31:CA:167:G:C2'	31:CA:168:G:H5'	2.24	0.68
33:CF:34:LEU:HD21	33:CF:38:ARG:HH11	1.56	0.68

Continued on next page...

Continued from previous page...

Atom-1	Atom-2	Interatomic distance (Å)	Clash overlap (Å)
36:CI:78:GLU:O	36:CI:81:ILE:HG13	1.92	0.68
31:DA:1016:A:H2'	31:DA:1017:G:O4'	1.93	0.68
31:DA:1285:A:H4'	31:DA:1286:A:O5'	1.93	0.68
31:DA:689:C:H2'	31:DA:690:G:H5'	1.76	0.68
34:DG:31:CYS:C	34:DG:33:MET:H	1.94	0.68
43:DP:110:ARG:CG	43:DP:110:ARG:HH11	2.06	0.68
49:DV:9:VAL:O	49:DV:10:PHE:HB2	1.92	0.68
1:AA:2373:G:H1	1:AA:2380:C:H42	1.41	0.68
1:AA:443:A:H1'	1:AA:1201:C:O4'	1.92	0.68
1:AA:1803:A:H4'	3:AD:259:THR:HG21	1.74	0.68
1:AA:2772:C:H5'	4:AE:168:MET:CE	2.24	0.68
15:AR:16:ARG:HE	15:AR:19:LEU:CD2	2.03	0.68
18:AS:40:ASN:O	18:AS:41:LYS:HG2	1.94	0.68
1:BA:2646:C:OP2	1:BA:2732:G:O2'	2.09	0.68
20:BU:53:PRO:HD2	20:BU:57:GLN:O	1.92	0.68
21:BV:115:GLY:HA3	21:BV:174:VAL:HG12	1.73	0.68
31:CA:1399:C:C2	31:CA:1502:A:N6	2.61	0.68
32:CE:165:VAL:HG23	32:CE:166:ASP:N	2.08	0.68
41:CN:15:ALA:HB1	41:CN:78:GLN:HE21	1.58	0.68
41:CN:59:TYR:CZ	41:CN:63:LEU:HD11	2.28	0.68
6:AG:115:ARG:HH22	43:CP:7:VAL:HB	1.58	0.68
53:DD:29:C:H2'	53:DD:30:G:C8	2.28	0.68
34:DG:173:TRP:HA	34:DG:187:ARG:HD3	1.74	0.68
46:DS:21:VAL:HG22	46:DS:33:ILE:HG13	1.74	0.68
1:AA:1316:U:H2'	1:AA:1317:A:C8	2.29	0.68
1:AA:1899:G:N2	1:AA:1902:C:N4	2.24	0.68
1:AA:70:G:H21	1:AA:71:A:H62	1.42	0.68
4:AE:31:CYS:HB3	4:AE:49:LEU:HG	1.76	0.68
9:AM:1:MET:CE	16:A1:95:LEU:HD21	2.22	0.68
1:BA:1011:G:H1	1:BA:1150:C:H42	1.42	0.68
1:BA:1110:G:O2'	1:BA:1111:A:O4'	2.11	0.68
1:BA:2646:C:H2'	1:BA:2647:U:O4'	1.93	0.68
1:BA:847:U:C4	1:BA:933:A:C6	2.82	0.68
4:BE:52:LEU:HD13	4:BE:52:LEU:O	1.94	0.68
4:BE:81:ILE:O	4:BE:82:ARG:HB2	1.91	0.68
9:BM:137:LYS:HA	9:BM:137:LYS:NZ	2.08	0.68
12:BP:21:THR:HG22	12:BP:21:THR:O	1.93	0.68
1:BA:2849:U:O4	15:BR:23:ARG:NH2	2.25	0.68
31:CA:626:U:C2	31:CA:627:G:C8	2.82	0.68
31:CA:652:U:H1'	31:CA:653:A:C2	2.28	0.68
31:CA:87:A:H2'	31:CA:88:C:C6	2.28	0.68

Continued on next page...

Continued from previous page...

Atom-1	Atom-2	Interatomic distance (Å)	Clash overlap (Å)
32:CE:18:GLY:N	32:CE:42:ILE:HG22	2.08	0.68
37:CJ:5:ARG:HG2	37:CJ:7:ALA:H	1.58	0.68
47:CT:77:VAL:HG12	47:CT:77:VAL:O	1.92	0.68
31:DA:1122:U:O4	31:DA:1123:A:N6	2.26	0.68
31:DA:1131:G:H2'	31:DA:1132:C:C6	2.27	0.68
39:DL:18:PHE:HD1	39:DL:62:TYR:HD2	1.41	0.68
40:DM:56:HIS:O	40:DM:58:ASP:O	2.12	0.68
49:DV:41:VAL:O	49:DV:44:MET:HB2	1.92	0.68
16:A1:8:VAL:HG23	16:A1:11:ARG:NH2	2.08	0.68
22:A3:40:GLN:NE2	22:A3:42:GLY:O	2.26	0.68
29:A7:8:ASN:ND2	29:A7:11:LYS:N	2.29	0.68
30:A8:29:LYS:NZ	30:A8:44:LYS:HB2	2.08	0.68
1:AA:1568:G:OP2	3:AD:63:ARG:NH2	2.25	0.68
1:AA:1689:A:N6	1:AA:1698:A:C2	2.49	0.68
1:AA:1932:A:H2'	1:AA:1933:G:O4'	1.92	0.68
1:AA:2312:U:H5'	6:AG:88:ILE:HG21	1.76	0.68
1:AA:2335:A:C8	1:AA:2337:G:C5	2.82	0.68
1:AA:607:U:N3	1:AA:621:A:C2	2.59	0.68
5:AF:29:ASN:H	5:AF:112:MET:HE3	1.59	0.68
7:AH:86:GLU:HG3	7:AH:165:ALA:CB	2.23	0.68
7:AH:3:ARG:NE	7:AH:3:ARG:HA	2.08	0.68
7:AH:86:GLU:O	7:AH:131:VAL:O	2.10	0.68
16:B1:65:ILE:HD11	16:B1:96:ALA:CB	2.24	0.68
30:B8:60:LEU:C	30:B8:61:LEU:HG	2.13	0.68
3:BD:35:LYS:HZ1	3:BD:104:TYR:H	1.41	0.68
24:BW:47:ASN:ND2	24:BW:47:ASN:H	1.91	0.68
31:CA:1306:A:H61	31:CA:1331:G:H1'	1.58	0.68
31:CA:57:G:H2'	31:CA:58:C:C6	2.27	0.68
34:CG:13:ARG:HG3	34:CG:14:ARG:N	2.07	0.68
52:DB:6:G:N2	52:DB:78:C:O2	2.24	0.68
39:DL:114:TYR:CE1	40:DM:60:ARG:O	2.47	0.68
39:DL:43:ALA:HA	39:DL:74:ILE:HD13	1.72	0.68
1:AA:2564:A:OP1	1:AA:2648:C:H4'	1.93	0.68
1:AA:302:C:H2'	1:AA:303:U:H6	1.58	0.68
1:AA:619:G:H5''	1:AA:620:G:OP2	1.92	0.68
3:AD:123:ALA:HB1	3:AD:131:LEU:HG	1.76	0.68
3:AD:8:PRO:HB3	3:AD:14:ARG:HB2	1.75	0.68
1:AA:2572:A:N7	4:AE:145:LYS:HB2	2.09	0.68
7:AH:137:ASP:HB3	7:AH:140:LYS:HB3	1.75	0.68
1:BA:1342:A:C6	1:BA:1397:U:C6	2.82	0.68
1:BA:2129:C:H2'	1:BA:2130:U:H5'	1.76	0.68

Continued on next page...

Continued from previous page...

Atom-1	Atom-2	Interatomic distance (Å)	Clash overlap (Å)
1:BA:2112:G:N3	1:BA:2169:A:N6	2.42	0.68
1:BA:2893:G:H4'	1:BA:2894:G:O5'	1.93	0.68
5:BF:8:GLN:HG2	5:BF:124:LEU:HD11	1.76	0.68
8:BK:110:ASP:OD2	8:BK:130:TYR:HE1	1.77	0.68
10:BN:106:LEU:HD22	10:BN:111:PHE:HB2	1.76	0.68
1:BA:1342:A:OP1	19:BT:36:LYS:NZ	2.26	0.68
31:CA:983:A:H5''	31:CA:984:C:OP2	1.92	0.68
32:CE:124:SER:HB2	32:CE:125:PRO:HD2	1.75	0.68
32:CE:7:VAL:HG23	32:CE:8:LYS:HE2	1.76	0.68
33:CF:70:VAL:HG12	33:CF:72:LYS:H	1.59	0.68
37:CJ:15:ASP:O	37:CJ:19:GLY:HA2	1.94	0.68
38:CK:87:SER:HB2	38:CK:93:VAL:H	1.57	0.68
33:DF:150:LYS:HG3	33:DF:169:ALA:HB2	1.75	0.68
49:DV:42:PRO:O	49:DV:43:GLU:HG2	1.94	0.68
1:AA:1141:U:H6	9:AM:63:THR:OG1	1.77	0.68
1:AA:1581:G:C6	1:AA:1582:C:C4	2.82	0.68
1:AA:2610:C:C4'	1:AA:2611:U:OP2	2.37	0.68
4:AE:147:PRO:HB2	4:AE:149:ARG:HG2	1.76	0.68
5:AF:32:LEU:HD12	5:AF:32:LEU:C	2.14	0.68
11:AO:97:PRO:HB3	11:AO:112:LEU:HB2	1.76	0.68
15:AR:78:LEU:HD13	15:AR:78:LEU:O	1.93	0.68
1:BA:1005:C:H2'	1:BA:1006:C:C6	2.29	0.68
1:BA:2173:A:H2'	1:BA:2173:A:N3	2.08	0.68
1:BA:2419:U:O4	30:B8:31:HIS:CG	2.46	0.68
2:BB:42:C:H4'	6:BG:67:LYS:HD3	1.76	0.68
5:BF:149:ASP:OD1	5:BF:149:ASP:N	2.22	0.68
31:CA:1269:A:H2	31:CA:1312:G:N3	1.92	0.68
31:CA:1336:C:H4'	31:CA:1336:C:OP1	1.92	0.68
31:CA:750:G:N3	45:CR:23:GLY:HA3	2.09	0.68
31:CA:7:G:H5'	31:CA:298:A:O4'	1.93	0.68
31:DA:1378:C:H5	31:DA:1379:G:N9	1.91	0.68
31:DA:608:A:H2'	31:DA:609:A:O4'	1.92	0.68
53:DD:57:C:H2'	53:DD:58:A:O4'	1.93	0.68
32:DE:59:GLU:HG3	32:DE:221:LEU:HD11	1.74	0.68
36:DI:67:MET:HB2	36:DI:68:PRO:HD2	1.76	0.68
1:AA:2211:G:C4'	1:AA:2212:A:OP2	2.39	0.68
1:AA:535:C:O3'	16:A1:53:ARG:NH1	2.26	0.68
1:AA:524:U:H4'	1:AA:554:U:H4'	1.76	0.68
3:AD:131:LEU:HD22	3:AD:136:ILE:HD13	1.75	0.68
1:AA:1693:U:O2'	3:AD:14:ARG:NH2	2.27	0.68
4:AE:79:ARG:HG3	4:AE:197:ILE:HG21	1.74	0.68

Continued on next page...

Continued from previous page...

Atom-1	Atom-2	Interatomic distance (Å)	Clash overlap (Å)
6:AG:67:LYS:CE	26:A4:6:HIS:CE1	2.73	0.68
6:AG:94:LEU:H	6:AG:94:LEU:HD23	1.56	0.68
15:AR:74:ARG:HD3	15:AR:76:PHE:CZ	2.28	0.68
17:B2:28:GLU:HB3	17:B2:29:PRO:CD	2.22	0.68
29:B7:8:ASN:HD22	29:B7:8:ASN:C	1.95	0.68
1:BA:708:C:N4	1:BA:723:G:H1	1.92	0.68
1:BA:887:A:H3'	1:BA:888:C:H5'	1.76	0.68
9:BM:128:HIS:CE1	9:BM:134:ARG:HD2	2.29	0.68
31:CA:1024:G:H4'	31:CA:1024:G:OP1	1.94	0.68
31:CA:626:U:H2'	31:CA:627:G:H8	1.59	0.68
34:CG:19:LEU:CD2	34:CG:19:LEU:H	2.03	0.68
37:CJ:38:LEU:HD12	37:CJ:38:LEU:O	1.94	0.68
53:DD:42:C:H2'	53:DD:43:G:C8	2.29	0.68
44:DQ:26:ARG:NH1	44:DQ:47:LEU:HD21	2.08	0.68
1:AA:2349:G:OP2	30:A8:42:ARG:HD3	1.94	0.68
1:AA:1593:G:H2'	1:AA:1594:G:C8	2.29	0.68
1:AA:2712:U:H1'	1:AA:2712(A):A:C8	2.29	0.68
2:AB:25:A:O2'	2:AB:26:A:H5'	1.93	0.68
3:AD:71:ASP:HB3	3:AD:103:ARG:HH21	1.59	0.68
20:AU:90:LEU:H	20:AU:90:LEU:HD22	1.59	0.68
1:BA:1899:G:H22	1:BA:1902:C:H41	0.76	0.68
1:BA:1899:G:H21	1:BA:1902:C:H5	1.41	0.68
1:BA:2128:C:O2'	1:BA:2173:A:C2	2.47	0.68
1:BA:654(D):G:H1	1:BA:654(Q):C:H42	1.40	0.68
4:BE:47:VAL:HG13	4:BE:48:GLN:H	1.59	0.68
5:BF:134:GLY:HA2	5:BF:166:ALA:HB2	1.76	0.68
7:BH:7:LEU:HD12	7:BH:8:PRO:HD3	1.76	0.68
12:BP:37:LEU:HD21	12:BP:130:LYS:HB2	1.76	0.68
15:BR:26:ASP:O	15:BR:49:VAL:HG12	1.93	0.68
31:CA:735:C:H2'	31:CA:736:C:H6	1.59	0.68
34:CG:12:CYS:HA	34:CG:19:LEU:CD2	2.21	0.68
31:CA:1305:G:H5'	51:CX:4:GLY:HA3	1.76	0.68
31:DA:1128:C:C2'	31:DA:1129:C:O5'	2.42	0.68
31:DA:1321:C:N4	31:DA:1322:C:N4	2.37	0.68
34:DG:101:LEU:HD23	34:DG:121:VAL:HG11	1.73	0.68
31:DA:963:G:H21	40:DM:55:LYS:CD	2.05	0.68
26:A4:42:PHE:O	26:A4:42:PHE:CD1	2.47	0.68
1:AA:2346:A:O2'	28:A6:24:GLU:OE2	2.09	0.68
1:AA:1085:A:C2	1:AA:1086:A:N7	2.62	0.68
1:AA:1496:A:H5'	1:AA:1497:U:OP1	1.94	0.68
1:AA:2537:U:H2'	1:AA:2538:C:C6	2.28	0.68

Continued on next page...

Continued from previous page...

Atom-1	Atom-2	Interatomic distance (Å)	Clash overlap (Å)
1:AA:2895:U:H2'	1:AA:2896:C:O4'	1.94	0.68
15:AR:107:ASP:H	15:AR:110:ILE:HG23	1.59	0.68
1:BA:370:G:OP1	1:BA:403:U:N3	2.25	0.68
3:BD:49:ILE:HD11	3:BD:52:ARG:HA	1.75	0.68
11:BO:41:ARG:HD2	11:BO:41:ARG:N	2.08	0.68
11:BO:58:THR:O	11:BO:58:THR:HG22	1.92	0.68
25:BX:52:HIS:CD2	25:BX:52:HIS:H	2.11	0.68
31:CA:529:G:O6	42:CO:46:ASN:ND2	2.26	0.68
31:CA:618:C:H5''	31:CA:619:U:H5''	1.75	0.68
39:CL:26:VAL:HG13	39:CL:61:ALA:HB3	1.76	0.68
41:CN:30:VAL:HG21	41:CN:65:ALA:HA	1.75	0.68
31:DA:1002:G:H1	31:DA:1038:C:H42	1.42	0.68
31:DA:1325:C:H4'	51:DX:17:THR:HG21	1.76	0.68
31:DA:983:A:N1	31:DA:1222:G:N2	2.42	0.68
1:AA:2849:U:H1'	1:AA:2866:U:O2	1.94	0.67
1:AA:885:C:O2	1:AA:890:A:N6	2.27	0.67
5:AF:101:LEU:CD1	5:AF:102:PRO:HD2	2.20	0.67
15:AR:39:ARG:HG2	15:AR:40:THR:N	2.08	0.67
20:AU:42:VAL:O	20:AU:42:VAL:HG12	1.93	0.67
29:B7:26:GLY:O	29:B7:30:VAL:HG23	1.94	0.67
1:BA:2688:U:H3'	1:BA:2688:U:O2	1.94	0.67
2:BB:0:A:H2'	2:BB:1:U:C6	2.29	0.67
3:BD:25:THR:HG23	3:BD:26:LYS:N	2.07	0.67
7:BH:86:GLU:H	7:BH:86:GLU:CD	1.98	0.67
31:DA:1117:G:O3'	39:DL:104:ARG:HD2	1.95	0.67
31:DA:9:G:H5'	35:DH:122:GLU:OE2	1.93	0.67
1:AA:2115:G:H2'	1:AA:2116:G:H8	1.57	0.67
1:AA:2580:U:H4'	4:AE:130:GLY:HA3	1.76	0.67
1:AA:404:C:H1'	1:AA:405:U:OP2	1.93	0.67
3:AD:186:HIS:CD2	3:AD:188:GLU:H	2.11	0.67
3:AD:70:TRP:CD1	3:AD:70:TRP:C	2.68	0.67
11:AO:85:LEU:HA	11:AO:88:LEU:HD22	1.76	0.67
19:AT:83:VAL:CG1	19:AT:87:GLN:HB3	2.24	0.67
3:BD:35:LYS:CD	3:BD:104:TYR:CD1	2.60	0.67
31:CA:1086:U:H3	31:CA:1099:G:H22	1.42	0.67
41:CN:57:THR:HG22	41:CN:59:TYR:N	2.09	0.67
42:CO:123:LYS:HG3	42:CO:125:ALA:H	1.59	0.67
40:DM:84:GLN:O	40:DM:88:LEU:HB3	1.94	0.67
41:DN:57:THR:HG22	41:DN:58:PRO:HD2	1.75	0.67
1:AA:2139:C:H2'	1:AA:2140:C:H5'	1.75	0.67
5:AF:46:ARG:HG2	5:AF:46:ARG:NH1	2.03	0.67

Continued on next page...

Continued from previous page...

Atom-1	Atom-2	Interatomic distance (Å)	Clash overlap (Å)
20:AU:81:LYS:HG2	20:AU:97:ARG:HD3	1.76	0.67
30:B8:39:LYS:HG2	30:B8:40:GLU:N	2.10	0.67
1:BA:1790:C:H5'	1:BA:1791:A:OP1	1.94	0.67
1:BA:2689:U:H4'	1:BA:2690:C:OP2	1.94	0.67
1:BA:2773:C:OP1	4:BE:166:THR:OG1	2.12	0.67
9:BM:46:VAL:O	9:BM:47:ALA:HB3	1.94	0.67
1:BA:671:C:OP1	11:BO:42:SER:O	2.11	0.67
11:BO:57:THR:C	11:BO:59:LEU:H	1.97	0.67
14:BQ:53:SER:O	14:BQ:57:LYS:HA	1.94	0.67
31:CA:1170:A:H2'	31:CA:1171:G:O4'	1.93	0.67
31:CA:523:A:N6	42:CO:89:ASP:HB2	2.08	0.67
52:CB:22:G:N2	52:CB:59:U:O4'	2.26	0.67
32:CE:88:ALA:HB2	32:CE:219:VAL:HG13	1.76	0.67
35:CH:76:ILE:HG13	35:CH:93:PRO:HB3	1.76	0.67
31:DA:498:A:H4'	31:DA:500:G:OP1	1.93	0.67
37:DJ:78:ARG:HB2	37:DJ:156:TRP:HZ3	1.59	0.67
31:DA:1219:U:OP1	44:DQ:19:ARG:NH1	2.26	0.67
50:DW:12:ALA:O	50:DW:15:ARG:N	2.28	0.67
17:A2:44:LYS:O	17:A2:46:VAL:N	2.28	0.67
17:A2:48:GLY:O	17:A2:49:THR:O	2.13	0.67
1:AA:1099:G:H2'	1:AA:1100:C:O4'	1.94	0.67
1:AA:2162:G:H2'	1:AA:2163:C:C6	2.29	0.67
1:AA:2724:C:OP1	4:AE:118:LYS:HE3	1.93	0.67
3:AD:146:GLU:HB2	3:AD:189:CYS:HB3	1.76	0.67
4:AE:5:LEU:HD21	4:AE:79:ARG:HB3	1.76	0.67
13:B0:24:GLN:NE2	13:B0:36:THR:HG21	2.10	0.67
13:B0:97:VAL:HG22	13:B0:114:VAL:HG22	1.77	0.67
1:BA:478:A:N1	1:BA:500:G:H4'	2.09	0.67
4:BE:62:PRO:C	4:BE:64:LYS:H	1.97	0.67
10:BN:2:ILE:HG13	10:BN:8:LEU:HD11	1.76	0.67
15:BR:122:ASP:OD2	31:DA:1443:G:O2'	2.12	0.67
31:CA:342:C:C2	31:CA:348:G:N2	2.63	0.67
34:CG:30:LYS:HD3	34:CG:30:LYS:N	2.09	0.67
42:CO:21:VAL:HG12	42:CO:24:LEU:HG	1.75	0.67
1:BA:2169:A:H1'	53:DD:57:C:O4'	1.95	0.67
22:A3:42:GLY:O	22:A3:57:PHE:HD1	1.77	0.67
1:AA:922:U:O2'	22:A3:29:GLN:OE1	2.13	0.67
2:AB:42:C:O2	6:AG:93:THR:N	2.24	0.67
3:AD:43:ARG:HD2	3:AD:44:ASN:OD1	1.95	0.67
7:AH:4:ILE:HG21	7:AH:6:ARG:NH1	2.09	0.67
8:AK:78:THR:HG23	8:AK:141:LYS:NZ	2.09	0.67

Continued on next page...

Continued from previous page...

Atom-1	Atom-2	Interatomic distance (Å)	Clash overlap (Å)
27:B5:5:PRO:O	27:B5:6:VAL:CB	2.43	0.67
11:BO:71:VAL:HG12	11:BO:72:PRO:CD	2.05	0.67
12:BP:79:LEU:HD13	12:BP:80:GLU:HB2	1.77	0.67
14:BQ:83:LYS:O	14:BQ:109:GLY:HA3	1.95	0.67
9:AM:42:TRP:O	16:A1:64:ARG:NH2	2.28	0.67
1:AA:1162:G:H21	17:A2:89:GLN:HE22	1.43	0.67
1:AA:1024:G:C3'	1:AA:1025:G:H5''	2.24	0.67
1:BA:2312:U:O2'	1:BA:2313:C:H5'	1.94	0.67
1:BA:2394:C:P	11:BO:62:LEU:HB2	2.34	0.67
32:CE:12:GLU:HA	32:CE:16:HIS:CD2	2.30	0.67
32:CE:18:GLY:H	32:CE:42:ILE:HG22	1.59	0.67
37:CJ:79:ARG:CZ	37:CJ:82:GLY:HA2	2.25	0.67
45:CR:70:LEU:HD11	45:CR:77:ARG:HG3	1.77	0.67
31:DA:1005:A:C2	31:DA:1006:C:H1'	2.30	0.67
31:DA:811:C:H4'	31:DA:900:A:N6	2.09	0.67
46:DS:5:ARG:NH1	46:DS:22:THR:HG21	2.10	0.67
30:A8:52:LYS:N	30:A8:53:PRO:CD	2.55	0.67
1:AA:1062:G:H2'	1:AA:1063:G:C8	2.29	0.67
1:AA:1525:G:H2'	1:AA:1526:G:C8	2.30	0.67
8:AK:77:LEU:HD12	8:AK:140:LEU:HB2	1.74	0.67
1:AA:1007:C:OP1	9:AM:35:ARG:NH1	2.28	0.67
11:AO:55:ARG:O	11:AO:56:SER:C	2.33	0.67
15:AR:53:ARG:HB3	15:AR:53:ARG:HH11	1.58	0.67
26:B4:21:VAL:HG22	26:B4:22:ILE:HG12	1.76	0.67
1:BA:2143:C:H2'	1:BA:2144:U:O4'	1.95	0.67
1:BA:2357:U:OP1	22:B3:20:ARG:NH1	2.28	0.67
7:BH:124:GLU:N	7:BH:124:GLU:OE1	2.26	0.67
43:CP:57:ARG:HB2	43:CP:57:ARG:NH1	2.10	0.67
26:A4:63:TYR:OH	49:CV:41:VAL:O	2.08	0.67
49:CV:65:ASN:N	49:CV:65:ASN:HD22	1.93	0.67
50:CW:100:ILE:HG13	50:CW:101:GLY:N	2.08	0.67
31:DA:373:A:C2	31:DA:374:A:C8	2.83	0.67
22:A3:17:GLN:NE2	22:A3:17:GLN:HA	2.10	0.67
1:AA:1590:U:H2'	1:AA:1591:G:C8	2.29	0.67
1:AA:2219:G:C2'	1:AA:2224:G:H5'	2.24	0.67
1:AA:2348:U:H4'	28:A6:42:TRP:HD1	1.60	0.67
1:AA:2698:U:H2'	1:AA:2699:C:C6	2.29	0.67
8:AK:114:LEU:O	8:AK:115:ALA:HB3	1.95	0.67
21:AV:107:THR:HB	21:AV:108:PRO:HD2	1.75	0.67
17:B2:6:LYS:H	17:B2:37:VAL:HG12	1.59	0.67
1:BA:330:A:H2	1:BA:1210:A:HO2'	1.43	0.67

Continued on next page...

Continued from previous page...

Atom-1	Atom-2	Interatomic distance (Å)	Clash overlap (Å)
12:BP:34:LEU:HB2	12:BP:118:LEU:HD22	1.76	0.67
31:CA:1008:C:H42	31:CA:1021:G:H1	1.42	0.67
33:CF:116:VAL:HG21	33:CF:202:ILE:HD11	1.76	0.67
50:CW:22:ARG:O	50:CW:26:ASN:ND2	2.28	0.67
31:DA:412:A:O2'	31:DA:413:G:OP2	2.11	0.67
31:DA:57:G:H2'	31:DA:58:C:C6	2.30	0.67
52:DB:23:A:O2'	52:DB:24:C:OP1	2.10	0.67
32:DE:56:ARG:HH11	32:DE:56:ARG:HA	1.58	0.67
39:DL:77:ILE:O	39:DL:81:ILE:HG12	1.93	0.67
13:A0:24:GLN:HE22	13:A0:36:THR:CG2	2.08	0.67
1:AA:2701:C:H3'	1:AA:2702:U:C5'	2.24	0.67
1:AA:2690:C:H5''	1:AA:2872:G:H21	1.60	0.67
13:B0:34:ILE:HG22	13:B0:114:VAL:HB	1.75	0.67
1:BA:1005:C:O4'	1:BA:1143:A:C2	2.48	0.67
1:BA:2150:U:H2'	1:BA:2151:G:H8	1.60	0.67
1:BA:2512:C:H5''	1:BA:2513:G:OP2	1.95	0.67
1:BA:653:A:H5''	1:BA:654:A:OP2	1.93	0.67
1:BA:676:A:H8	1:BA:2069:G:N2	1.87	0.67
3:BD:5:LYS:HB2	3:BD:5:LYS:NZ	2.10	0.67
4:BE:51:PHE:CD2	4:BE:52:LEU:HB3	2.24	0.67
7:BH:102:ALA:HB1	7:BH:116:GLU:HA	1.77	0.67
7:BH:12:PRO:O	7:BH:15:VAL:HG22	1.94	0.67
12:BP:7:MET:HB3	12:BP:10:ARG:CZ	2.25	0.67
1:BA:2847:U:OP1	15:BR:98:LYS:HD3	1.95	0.67
31:CA:1298:C:C6	37:CJ:114:ARG:NH1	2.62	0.67
53:CD:37:U:O4	53:CD:38:A:N6	2.28	0.67
32:CE:178:ARG:HH11	32:CE:178:ARG:CB	2.08	0.67
36:CI:101:ALA:HB2	48:CU:28:GLU:CG	2.24	0.67
39:CL:127:LYS:O	39:CL:127:LYS:HG2	1.95	0.67
31:DA:982:U:H5''	44:DQ:6:LEU:HD11	1.75	0.67
32:DE:197:VAL:HG12	32:DE:200:ILE:HG13	1.74	0.67
34:DG:153:ARG:HD3	34:DG:181:MET:SD	2.35	0.67
40:DM:48:THR:HA	40:DM:62:HIS:HB3	1.77	0.67
49:DV:45:VAL:HA	49:DV:62:ILE:HG22	1.75	0.67
11:AO:50:ARG:CG	30:A8:59:LYS:HD3	2.25	0.67
1:AA:1509:C:H3'	1:AA:1510:A:H5''	1.75	0.67
1:AA:2795:G:H3'	1:AA:2797:U:C5'	2.25	0.67
1:AA:320:A:H2'	5:AF:136:THR:HG21	1.78	0.67
1:AA:801:G:O4'	5:AF:54:ARG:HD3	1.94	0.67
6:AG:77:ILE:HG23	6:AG:77:ILE:O	1.95	0.67
7:AH:30:LYS:HZ3	7:AH:83:TYR:HE2	1.43	0.67

Continued on next page...

Continued from previous page...

Atom-1	Atom-2	Interatomic distance (Å)	Clash overlap (Å)
11:AO:57:THR:C	11:AO:59:LEU:H	1.97	0.67
12:AP:106:VAL:HG21	12:AP:114:ALA:HB1	1.76	0.67
16:B1:66:ASN:ND2	16:B1:70:ARG:HE	1.93	0.67
1:BA:634:C:H2'	1:BA:635:C:C6	2.30	0.67
3:BD:270:ILE:CG2	3:BD:271:ILE:N	2.57	0.67
4:BE:79:ARG:NH1	4:BE:79:ARG:HG3	2.10	0.67
10:BN:98:VAL:HG13	10:BN:117:LEU:HB3	1.76	0.67
14:BQ:10:ARG:O	14:BQ:14:VAL:HG12	1.93	0.67
20:BU:84:ARG:NH2	20:BU:97:ARG:HB2	2.10	0.67
21:BV:52:SER:O	21:BV:52:SER:OG	2.11	0.67
31:CA:116:A:H61	31:CA:313:A:H1'	1.60	0.67
31:CA:606:G:H1	31:CA:631:G:H5''	1.60	0.67
31:DA:1177:G:H2'	31:DA:1178:G:N3	2.10	0.67
31:DA:973:G:H3'	31:DA:974:A:H5''	1.76	0.67
53:DD:42:C:H2'	53:DD:43:G:H8	1.59	0.67
53:DD:55:U:H3	53:DD:59:A:H62	1.43	0.67
40:DM:79:ARG:H	40:DM:79:ARG:HD3	1.59	0.67
31:DA:363:A:C2	42:DO:31:PRO:HG2	2.29	0.67
43:DP:13:LYS:HA	43:DP:44:ARG:NH1	2.10	0.67
1:AA:1063:G:H1	1:AA:1075:C:H42	1.42	0.66
1:AA:1385:G:H4'	1:AA:1386:C:OP1	1.94	0.66
1:AA:2439:A:O2'	1:AA:2440:C:OP2	2.13	0.66
6:AG:73:ALA:CB	6:AG:82:LEU:CD2	2.71	0.66
14:AQ:11:LYS:HD2	14:AQ:15:ARG:HH21	1.59	0.66
26:B4:1:MET:O	26:B4:2:LYS:HD3	1.95	0.66
26:B4:40:HIS:HB3	26:B4:45:GLY:HA3	1.76	0.66
1:BA:2255:G:N2	12:BP:85:LYS:HE2	2.10	0.66
9:BM:45:ASN:CG	9:BM:45:ASN:O	2.30	0.66
31:CA:250:A:H4'	31:CA:251:G:C5'	2.25	0.66
34:DG:22:LYS:HB2	34:DG:26:CYS:HB2	1.77	0.66
36:DI:15:ASP:OD1	36:DI:17:SER:N	2.28	0.66
45:DR:25:THR:HG21	45:DR:70:LEU:HB2	1.77	0.66
31:DA:235:C:C5'	47:DT:70:ARG:HG2	2.25	0.66
31:DA:1320:C:C2	49:DV:72:GLY:HA3	2.30	0.66
6:AG:112:PRO:HB3	26:A4:37:SER:CB	2.25	0.66
1:AA:2469:A:H2'	1:AA:2470:G:O4'	1.95	0.66
1:AA:2579:C:H2'	1:AA:2580:U:O4'	1.95	0.66
4:AE:81:ILE:CG2	4:AE:84:PHE:HB2	2.26	0.66
1:AA:1257:C:H4'	5:AF:83:PHE:CD2	2.30	0.66
7:AH:92:ILE:N	7:AH:92:ILE:HD12	2.09	0.66
12:AP:66:ILE:CD1	12:AP:67:ARG:H	2.01	0.66

Continued on next page...

Continued from previous page...

Atom-1	Atom-2	Interatomic distance (Å)	Clash overlap (Å)
20:AU:81:LYS:HG2	20:AU:97:ARG:CD	2.25	0.66
25:AX:5:LYS:HB2	25:AX:36:VAL:HG12	1.75	0.66
1:BA:1472:A:C2'	1:BA:1473:G:H5'	2.26	0.66
1:BA:1678:G:N2	1:BA:1989:G:N2	2.42	0.66
1:BA:527:C:OP2	1:BA:2779:U:H5	1.78	0.66
1:BA:620:G:H5'	1:BA:620:G:N3	2.09	0.66
1:BA:2010:G:H5''	18:BS:42:ARG:HB2	1.77	0.66
19:BT:57:LEU:HD21	19:BT:78:LYS:HB2	1.76	0.66
24:BW:14:ARG:HG3	24:BW:15:LYS:CE	2.26	0.66
31:CA:1065:U:O2'	31:CA:1066:C:OP2	2.11	0.66
38:CK:10:LEU:HD22	38:CK:83:ILE:HD11	1.77	0.66
45:CR:21:ASP:OD1	45:CR:24:SER:HB3	1.96	0.66
46:CS:36:ILE:HG13	46:CS:36:ILE:O	1.96	0.66
31:DA:975:A:H4'	31:DA:976:G:C5'	2.13	0.66
31:DA:980:C:H5''	31:DA:981:U:C5	2.31	0.66
53:DD:20:G:H2'	53:DD:20:G:N3	2.09	0.66
33:DF:113:ALA:HB3	33:DF:114:PRO:HD3	1.77	0.66
45:DR:75:PRO:O	45:DR:79:ARG:HG3	1.94	0.66
1:AA:1152:C:H1'	16:A1:77:SER:HB2	1.78	0.66
22:A3:11:ARG:O	22:A3:14:ARG:NH2	2.29	0.66
29:A7:8:ASN:HD21	29:A7:11:LYS:N	1.90	0.66
1:AA:1045:A:N3	1:AA:1111:A:N6	2.43	0.66
1:AA:2439:A:C8	1:AA:2439:A:H5'	2.31	0.66
1:AA:2728:U:H2'	1:AA:2729:G:C8	2.30	0.66
1:AA:864:G:O2'	1:AA:865:C:H5'	1.96	0.66
3:AD:136:ILE:HG22	3:AD:137:PRO:HD2	1.77	0.66
5:AF:176:LEU:HD21	5:AF:180:GLY:O	1.95	0.66
12:AP:39:PRO:HA	12:AP:97:VAL:O	1.96	0.66
19:AT:15:GLU:CD	19:AT:15:GLU:H	1.98	0.66
1:BA:2128:C:H4'	1:BA:2173:A:C6	2.30	0.66
31:CA:219:C:H2'	31:CA:220:G:O4'	1.95	0.66
43:CP:65:LYS:O	43:CP:66:LEU:HD23	1.95	0.66
31:DA:1328:C:OP1	51:DX:21:TYR:OH	2.10	0.66
36:DI:82:ARG:HB2	36:DI:85:VAL:HG23	1.77	0.66
42:DO:24:VAL:HG12	42:DO:26:ALA:HB2	1.77	0.66
1:AA:1385:G:O2'	1:AA:1396:U:C6	2.49	0.66
3:AD:127:VAL:HA	3:AD:193:VAL:CG2	2.26	0.66
3:AD:35:LYS:HG2	3:AD:64:ILE:CG2	2.25	0.66
6:AG:82:LEU:HA	6:AG:86:MET:HE1	1.73	0.66
7:AH:169:VAL:HG13	7:AH:170:ARG:H	1.60	0.66
9:AM:62:VAL:CG2	9:AM:66:LYS:HD2	2.25	0.66

Continued on next page...

Continued from previous page...

Atom-1	Atom-2	Interatomic distance (Å)	Clash overlap (Å)
1:BA:2839:G:H5'	13:B0:46:GLY:HA2	1.78	0.66
1:BA:1204:A:O2'	1:BA:1205:U:OP2	2.11	0.66
5:BF:25:PRO:HB3	5:BF:28:ILE:CG1	2.18	0.66
5:BF:29:ASN:N	5:BF:112:MET:HE1	2.10	0.66
15:BR:125:ARG:HB3	15:BR:129:ARG:NH2	2.11	0.66
20:BU:17:SER:HB2	20:BU:71:LYS:CE	2.26	0.66
31:CA:376:G:H5''	46:CS:5:ARG:HD2	1.77	0.66
33:CF:70:VAL:HG12	33:CF:72:LYS:N	2.11	0.66
34:CG:7:PRO:HB2	34:CG:10:ARG:CD	2.22	0.66
35:CH:9:LYS:O	35:CH:33:VAL:HG23	1.96	0.66
31:DA:1036:G:H2'	31:DA:1037:C:C2	2.30	0.66
31:DA:1123:A:H4'	40:DM:36:GLY:HA3	1.78	0.66
31:DA:792:A:H4'	31:DA:793:U:O5'	1.96	0.66
45:DR:87:ILE:CG2	45:DR:88:ARG:H	2.04	0.66
1:AA:1394:U:C5	1:AA:1395:A:C4	2.84	0.66
1:AA:2100:G:H1	1:AA:2189:U:H3	1.43	0.66
1:AA:2829:C:C2'	1:AA:2830:G:H5''	2.26	0.66
1:AA:528:A:N1	1:AA:2042:A:H2'	2.10	0.66
4:AE:60:ASN:N	4:AE:60:ASN:ND2	2.43	0.66
15:AR:57:PHE:O	15:AR:58:ASN:CB	2.35	0.66
1:AA:61:G:H5'	24:AW:50:ILE:HG12	1.76	0.66
16:B1:34:LYS:HA	16:B1:34:LYS:HE2	1.78	0.66
1:BA:1053:C:H3'	1:BA:1054:A:H5''	1.76	0.66
1:BA:2016:U:H1'	27:B5:6:VAL:CG1	2.26	0.66
5:BF:84:VAL:O	5:BF:86:GLY:N	2.27	0.66
15:BR:26:ASP:OD2	15:BR:120:ARG:NH2	2.25	0.66
41:CN:124:LYS:HE3	41:CN:125:PHE:CE1	2.30	0.66
32:DE:168:THR:CG2	32:DE:192:SER:HB3	2.24	0.66
1:AA:2285:C:P	28:A6:28:ARG:HD3	2.36	0.66
1:AA:1533:C:H5'	1:AA:1534:G:OP2	1.96	0.66
1:AA:1699:G:H4'	1:AA:1700:A:OP2	1.94	0.66
1:AA:270(R):G:H2'	1:AA:270(S):G:C8	2.31	0.66
1:AA:863:A:O2'	1:AA:864:G:H5'	1.95	0.66
4:AE:59:VAL:HG13	4:AE:59:VAL:O	1.95	0.66
9:AM:96:GLU:CG	9:AM:96:GLU:O	2.43	0.66
14:AQ:34:HIS:HB3	14:AQ:53:SER:OG	1.95	0.66
1:BA:1412:A:H2'	1:BA:1413:G:C8	2.30	0.66
1:BA:1583:A:H5'	1:BA:1585:C:O5'	1.96	0.66
1:BA:709:U:H2'	1:BA:710:G:C8	2.31	0.66
1:BA:932:G:H4'	1:BA:933:A:O5'	1.94	0.66
3:BD:34:VAL:HG13	3:BD:35:LYS:HG3	1.76	0.66

Continued on next page...

Continued from previous page...

Atom-1	Atom-2	Interatomic distance (Å)	Clash overlap (Å)
12:BP:64:ILE:HG23	12:BP:106:VAL:HG12	1.75	0.66
1:BA:2683:C:OP1	15:BR:53:ARG:NH2	2.28	0.66
31:CA:1450:U:O2'	31:CA:1451:A:H8	1.79	0.66
31:CA:751:U:H5''	31:CA:752:G:OP2	1.95	0.66
32:CE:178:ARG:HH11	32:CE:178:ARG:CG	2.08	0.66
34:CG:12:CYS:CA	34:CG:19:LEU:HD21	2.22	0.66
36:CI:4:TYR:HD1	36:CI:92:LYS:HA	1.60	0.66
39:CL:78:LYS:HE3	39:CL:101:PHE:CE2	2.31	0.66
42:CO:86:ARG:NH1	42:CO:86:ARG:HG3	2.09	0.66
53:DD:22:A:C2	53:DD:47:G:H2'	2.30	0.66
34:DG:108:LEU:HD23	34:DG:110:PHE:CE1	2.30	0.66
1:BA:1252:G:O4'	16:B1:33:ARG:HD3	1.96	0.66
16:B1:97:ASP:OD2	16:B1:98:LEU:N	2.29	0.66
1:BA:2563:U:O2	1:BA:2565:A:H8	1.79	0.66
1:BA:259:G:N2	1:BA:621:A:H8	1.93	0.66
1:BA:669:G:O2'	1:BA:670:A:P	2.53	0.66
1:BA:854:G:H2'	1:BA:855:G:H8	1.60	0.66
12:BP:98:LYS:HB3	12:BP:99:PRO:HD2	1.76	0.66
19:BT:26:TYR:OH	19:BT:88:LYS:HB2	1.95	0.66
21:BV:116:VAL:HG12	21:BV:117:LEU:H	1.59	0.66
24:BW:15:LYS:HD3	24:BW:67:LYS:HZ1	1.61	0.66
31:CA:1213:A:O2'	31:CA:1215:G:N7	2.27	0.66
31:CA:686:U:O4	31:CA:703:G:H1'	1.94	0.66
53:CD:5:G:H1	53:CD:69:C:H42	1.42	0.66
35:CH:98:THR:HG22	35:CH:99:GLY:N	2.10	0.66
42:CO:86:ARG:CG	42:CO:86:ARG:HH11	2.04	0.66
45:CR:87:ILE:HG22	45:CR:88:ARG:HG2	1.76	0.66
31:DA:1226:C:C4	43:DP:104:ARG:HB2	2.29	0.66
31:DA:316:G:OP2	31:DA:351:G:O2'	2.14	0.66
33:DF:7:PRO:O	33:DF:11:ARG:NH1	2.29	0.66
13:A0:57:ARG:HB3	13:A0:59:ASP:OD1	1.96	0.66
16:A1:29:SER:OG	16:A1:30:LYS:HE2	1.96	0.66
1:AA:573:G:O2'	1:AA:574:C:H3'	1.95	0.66
1:AA:598:G:C1'	11:AO:12:ALA:HB2	2.26	0.66
4:AE:22:PRO:C	4:AE:23:VAL:HG22	2.15	0.66
6:AG:82:LEU:O	6:AG:82:LEU:CD2	2.40	0.66
1:AA:671:C:OP1	11:AO:42:SER:O	2.13	0.66
27:B5:5:PRO:O	27:B5:6:VAL:HB	1.96	0.66
1:BA:147:U:H2'	1:BA:148:C:H5''	1.78	0.66
1:BA:171:G:H2'	1:BA:172:C:C6	2.31	0.66
4:BE:179:GLU:O	4:BE:180:ASN:HB2	1.94	0.66

Continued on next page...

Continued from previous page...

Atom-1	Atom-2	Interatomic distance (Å)	Clash overlap (Å)
31:CA:1491:G:C5	56:CA:1841:PAR:H21	2.31	0.66
31:CA:316:G:OP2	31:CA:351:G:O2'	2.13	0.66
36:CI:62:TRP:CH2	36:CI:64:GLN:HG3	2.30	0.66
39:CL:48:GLU:N	39:CL:49:PRO:HD2	2.11	0.66
31:DA:1151:A:O2'	31:DA:1152:A:O5'	2.14	0.66
31:DA:422:C:O2'	31:DA:423:G:N3	2.29	0.66
37:DJ:69:VAL:HG22	37:DJ:135:VAL:HG23	1.76	0.66
1:AA:2111:C:H41	1:AA:2147:G:N2	1.93	0.66
1:AA:2689:U:OP2	1:AA:2719:G:N2	2.24	0.66
15:AR:60:THR:HG22	15:AR:77:PRO:HA	1.78	0.66
18:AS:24:ILE:HG21	18:AS:36:LEU:HD21	1.78	0.66
21:AV:105:VAL:HG13	21:AV:140:ASP:HB3	1.77	0.66
1:BA:994:C:OP1	16:B1:53:ARG:NH2	2.29	0.66
1:BA:1019:U:HO2'	1:BA:1021:A:H2	1.38	0.66
1:BA:1899:G:N2	1:BA:1902:C:N4	2.23	0.66
11:BO:11:GLY:C	11:BO:13:ASN:H	1.99	0.66
19:BT:11:PRO:HD3	24:BW:37:PHE:CD2	2.31	0.66
21:BV:175:VAL:HG13	21:BV:176:PRO:CD	2.25	0.66
1:AA:2583:G:N2	52:CB:87:A:C8	2.59	0.66
34:CG:52:SER:O	34:CG:55:ALA:HB3	1.95	0.66
47:CT:76:LEU:HD12	47:CT:78:GLU:H	1.60	0.66
31:DA:1446:A:OP1	31:DA:1446:A:H4'	1.96	0.66
33:DF:18:TRP:N	33:DF:18:TRP:HE3	1.94	0.66
34:DG:178:VAL:HG12	34:DG:179:GLU:H	1.61	0.66
34:DG:24:GLU:O	34:DG:27:TYR:HB2	1.96	0.66
16:A1:69:CYS:HG	16:A1:79:PHE:HD1	1.40	0.66
1:AA:1178:C:H2'	1:AA:1179:C:C6	2.31	0.66
3:AD:176:ARG:HG2	3:AD:176:ARG:HH11	1.60	0.66
1:AA:1971:A:C4	3:AD:241:PRO:HD3	2.31	0.66
3:AD:33:LEU:HD13	3:AD:34:VAL:N	2.10	0.66
17:B2:82:ARG:HH11	17:B2:82:ARG:HG3	1.58	0.66
1:BA:1065:U:H3	1:BA:1073:A:H61	1.43	0.66
1:BA:278:A:H4'	1:BA:279:C:OP1	1.96	0.66
1:BA:273(D):C:N4	1:BA:363(B):G:H1	1.93	0.66
1:BA:443:A:H1'	1:BA:1201:C:O4'	1.95	0.66
1:BA:672:C:C2'	1:BA:673:C:C5'	2.65	0.66
5:BF:3:GLU:HA	5:BF:24:LEU:HD23	1.77	0.66
6:BG:117:PHE:CD1	6:BG:118:ARG:O	2.48	0.66
11:BO:120:ALA:HB1	11:BO:138:LEU:HB3	1.78	0.66
14:BQ:11:LYS:O	14:BQ:15:ARG:HB2	1.96	0.66
31:CA:1053:G:O6	31:CA:1199:U:H2'	1.95	0.66

Continued on next page...

Continued from previous page...

Atom-1	Atom-2	Interatomic distance (Å)	Clash overlap (Å)
53:CC:21:U:O2'	53:CC:22:A:H5'	1.96	0.66
53:CC:1:C:H2'	53:CC:2:G:OP2	1.95	0.66
32:CE:80:ILE:HD11	32:CE:208:ILE:HG23	1.78	0.66
34:CG:108:LEU:HB3	34:CG:110:PHE:CD1	2.31	0.66
34:CG:170:VAL:HG22	34:CG:171:GLY:N	2.10	0.66
31:CA:881:G:OP2	42:CO:9:ARG:NH2	2.28	0.66
31:DA:1160:G:N1	31:DA:1177:G:N2	2.26	0.66
31:DA:426:G:OP1	34:DG:38:TYR:OH	2.08	0.66
31:DA:973:G:OP1	40:DM:57:LYS:NZ	2.17	0.66
32:DE:209:ARG:HG2	32:DE:240:GLN:HE21	1.60	0.66
1:AA:458:G:O2'	29:A7:39:ARG:HD3	1.94	0.65
1:AA:1480:G:C2	1:AA:1482:U:O2	2.50	0.65
1:AA:2275:C:O2'	12:AP:84:GLY:CA	2.44	0.65
1:AA:2689:U:H5''	1:AA:2713:A:C2	2.31	0.65
1:AA:2875:C:H4'	15:AR:5:ALA:HB2	1.79	0.65
1:AA:547:A:H3'	1:AA:548:A:C8	2.31	0.65
9:AM:7:LYS:HD2	9:AM:7:LYS:H	1.59	0.65
12:AP:79:LEU:O	12:AP:81:VAL:CG1	2.35	0.65
18:AS:3:ALA:HB2	18:AS:64:MET:HE3	1.77	0.65
11:BO:50:ARG:HD3	30:B8:7:HIS:HE2	1.60	0.65
1:BA:2893:G:H5'	1:BA:2894:G:OP1	1.96	0.65
5:BF:132:VAL:HG22	5:BF:133:ASN:H	1.62	0.65
5:BF:9:ILE:HG12	5:BF:14:PRO:HA	1.77	0.65
7:BH:111:HIS:ND1	7:BH:112:PRO:HD2	2.09	0.65
24:BW:16:LEU:H	24:BW:16:LEU:HD12	1.60	0.65
31:CA:1123:A:H4'	40:CM:36:GLY:HA3	1.76	0.65
31:CA:1226:C:H2'	43:CP:103:THR:HB	1.77	0.65
42:CO:3:THR:HG23	42:CO:6:GLN:HE21	1.59	0.65
47:CT:77:VAL:O	47:CT:78:GLU:CB	2.38	0.65
33:DF:34:LEU:HD12	33:DF:34:LEU:O	1.96	0.65
48:DU:29:PHE:HD1	48:DU:39:VAL:HG11	1.61	0.65
31:DA:186:C:H1'	50:DW:81:LYS:HZ1	1.61	0.65
16:A1:90:VAL:O	16:A1:92:ARG:N	2.29	0.65
6:AG:101:ILE:HG13	26:A4:25:TYR:O	1.95	0.65
26:A4:57:GLU:HA	26:A4:60:GLN:HB2	1.78	0.65
1:AA:1049:C:C2'	1:AA:1050:A:H5''	2.26	0.65
1:AA:1165:U:H2'	1:AA:1166:C:C6	2.30	0.65
1:AA:2264:C:O2	1:AA:2264:C:H2'	1.96	0.65
3:AD:30:GLU:HG3	3:AD:63:ARG:NH2	2.12	0.65
4:AE:59:VAL:HG21	4:AE:73:GLU:CB	2.26	0.65
9:AM:31:ALA:O	9:AM:34:LEU:N	2.29	0.65

Continued on next page...

Continued from previous page...

Atom-1	Atom-2	Interatomic distance (Å)	Clash overlap (Å)
14:AQ:5:THR:OG1	14:AQ:8:GLU:HG3	1.96	0.65
20:AU:44:ILE:HG13	20:AU:45:VAL:N	2.12	0.65
16:B1:65:ILE:HD11	16:B1:96:ALA:HB1	1.78	0.65
28:B6:52:VAL:HG22	28:B6:53:LYS:HG3	1.76	0.65
1:BA:1342:A:N1	1:BA:1602:U:C2	2.64	0.65
1:BA:1420:U:O2'	1:BA:1421:G:P	2.53	0.65
1:BA:38:A:H2'	1:BA:39:C:C6	2.30	0.65
3:BD:25:THR:C	3:BD:27:THR:H	1.96	0.65
8:BK:82:ARG:HH11	8:BK:146:ALA:HA	1.59	0.65
18:BS:50:VAL:HG22	18:BS:105:VAL:HG23	1.78	0.65
24:BW:24:LEU:HD22	24:BW:60:LEU:HD21	1.78	0.65
31:DA:1263:C:N3	31:DA:1272:G:N2	2.43	0.65
31:DA:1126:U:O4	31:DA:1281:U:C6	2.49	0.65
31:DA:201:C:H4'	31:DA:208:U:OP1	1.97	0.65
31:DA:560:U:HO2'	31:DA:561:U:P	2.16	0.65
45:DR:61:GLY:O	45:DR:65:ARG:HD2	1.95	0.65
49:DV:28:LYS:HG2	49:DV:29:ARG:H	1.61	0.65
16:A1:34:LYS:HE3	16:A1:34:LYS:HA	1.78	0.65
16:A1:79:PHE:HE1	16:A1:106:PHE:CZ	2.15	0.65
27:A5:57:VAL:O	27:A5:57:VAL:HG13	1.96	0.65
1:AA:1053:C:N3	1:AA:1106:G:N2	2.39	0.65
1:AA:909:A:H2'	1:AA:912:C:C5	2.32	0.65
5:AF:101:LEU:O	5:AF:106:ARG:NH1	2.29	0.65
15:AR:41:ARG:HH11	15:AR:41:ARG:HB2	1.61	0.65
18:AS:13:SER:HB3	18:AS:16:LYS:HD3	1.77	0.65
24:AW:42:GLY:O	24:AW:44:LEU:N	2.29	0.65
30:B8:52:LYS:N	30:B8:53:PRO:HD3	2.11	0.65
1:BA:1323:U:C2'	1:BA:1324:G:H5'	2.26	0.65
7:BH:81:GLU:HG2	7:BH:83:TYR:HB2	1.78	0.65
31:DA:1374:A:H2'	31:DA:1375:A:H5'	1.77	0.65
31:DA:625:G:H2'	31:DA:626:U:H6	1.62	0.65
31:DA:630:G:N3	31:DA:630:G:H2'	2.11	0.65
33:DF:63:ASN:O	33:DF:64:VAL:HB	1.96	0.65
36:DI:3:ARG:NH1	36:DI:38:GLU:OE1	2.29	0.65
39:DL:32:ASP:HB3	39:DL:35:GLU:HB2	1.78	0.65
41:DN:48:ILE:HG13	41:DN:63:LEU:HB3	1.75	0.65
31:DA:1320:C:OP1	49:DV:70:LYS:HE3	1.96	0.65
51:DX:25:LYS:HE3	51:DX:26:LYS:HG3	1.78	0.65
1:AA:1533:C:H3'	1:AA:1534:G:H5''	1.76	0.65
1:AA:2134:A:N6	1:AA:2157:G:H1'	2.11	0.65
1:AA:2648:C:H2'	1:AA:2649:U:C6	2.32	0.65

Continued on next page...

Continued from previous page...

Atom-1	Atom-2	Interatomic distance (Å)	Clash overlap (Å)
1:AA:286:C:O2'	1:AA:287:C:H5'	1.96	0.65
1:AA:856:C:H2'	1:AA:857:C:C6	2.31	0.65
1:AA:885:C:H2'	1:AA:890:A:H61	1.61	0.65
3:AD:155:LEU:HD23	3:AD:177:LEU:CD2	2.27	0.65
9:AM:114:ARG:O	9:AM:115:ARG:HB2	1.95	0.65
1:BA:1141:U:H2'	9:BM:63:THR:CG2	2.27	0.65
1:BA:1177:A:H5'	1:BA:1178:C:OP1	1.96	0.65
1:BA:176:G:O2'	1:BA:177:G:H5'	1.97	0.65
3:BD:35:LYS:HE2	3:BD:104:TYR:CB	2.15	0.65
3:BD:44:ASN:HB2	3:BD:48:ARG:O	1.96	0.65
4:BE:4:ILE:HG23	4:BE:95:ILE:HD11	1.78	0.65
11:BO:6:LEU:O	11:BO:7:ARG:CB	2.45	0.65
18:BS:59:VAL:HG23	18:BS:65:LEU:H	1.61	0.65
24:BW:17:SER:HB2	24:BW:18:PRO:O	1.96	0.65
31:CA:1004:A:C2	31:CA:1024:G:C8	2.84	0.65
31:CA:1073:U:H2'	31:CA:1074:G:C8	2.31	0.65
31:CA:1106:G:H2'	31:CA:1107:C:H6	1.61	0.65
31:CA:1129:C:N3	31:CA:1139:G:O6	2.30	0.65
45:CR:74:ASP:CG	45:CR:77:ARG:HG2	2.16	0.65
50:CW:71:THR:HG22	50:CW:72:LEU:N	2.10	0.65
31:DA:1135:U:H4'	31:DA:1136:U:H5	1.62	0.65
32:DE:46:LYS:HA	32:DE:49:GLU:HB2	1.77	0.65
17:A2:1:MET:HG3	17:A2:43:GLU:HG2	1.78	0.65
27:A5:40:LYS:HB2	27:A5:46:CYS:SG	2.36	0.65
1:AA:1506:C:H5'	1:AA:1507:A:OP2	1.97	0.65
1:AA:990:A:OP2	1:AA:991:C:OP2	2.15	0.65
3:AD:96:HIS:NE2	3:AD:102:LYS:HE2	2.11	0.65
4:AE:20:ALA:C	4:AE:21:VAL:HG12	2.17	0.65
4:AE:8:LYS:HE3	4:AE:24:THR:CG2	2.26	0.65
4:AE:60:ASN:OD1	4:AE:62:PRO:HD2	1.96	0.65
21:AV:1:MET:CE	21:AV:135:GLU:HB3	2.27	0.65
27:B5:5:PRO:O	27:B5:6:VAL:HG23	1.96	0.65
30:B8:29:LYS:CG	30:B8:29:LYS:O	2.30	0.65
1:BA:152:G:H1	1:BA:174:C:H42	1.42	0.65
1:BA:2168:G:N3	1:BA:2168:G:H2'	2.11	0.65
1:BA:2531:A:H4'	7:BH:157:TYR:CD2	2.31	0.65
1:BA:882:G:N1	1:BA:894:C:N4	2.19	0.65
1:BA:861:A:C2	1:BA:917:A:C4	2.84	0.65
5:BF:181:LEU:HD21	5:BF:186:ILE:HD11	1.77	0.65
5:BF:24:LEU:CD1	5:BF:25:PRO:HD3	2.24	0.65
11:BO:62:LEU:HD12	30:B8:30:ARG:CZ	2.26	0.65

Continued on next page...

Continued from previous page...

Atom-1	Atom-2	Interatomic distance (Å)	Clash overlap (Å)
15:BR:107:ASP:N	15:BR:107:ASP:OD1	2.30	0.65
15:BR:26:ASP:HB2	15:BR:90:GLN:O	1.95	0.65
31:CA:920:U:O4'	31:CA:1080:A:C2	2.50	0.65
31:CA:1080:A:H5''	31:CA:1081:G:OP2	1.97	0.65
31:CA:1298:C:H4'	31:CA:1299:A:C4	2.32	0.65
32:CE:8:LYS:H	32:CE:8:LYS:CE	2.10	0.65
31:CA:8:A:H5'	35:CH:101:ILE:HG22	1.77	0.65
44:CQ:45:ARG:NH1	44:CQ:49:HIS:HE1	1.94	0.65
45:CR:26:GLU:OE2	45:CR:77:ARG:NH1	2.30	0.65
31:DA:1004:A:H1'	31:DA:1036:G:C2	2.31	0.65
52:DB:14:A:H61	52:DB:21:A:N6	1.94	0.65
33:DF:130:VAL:O	33:DF:134:ILE:HG12	1.97	0.65
31:DA:1206:G:O2'	33:DF:193:TYR:HA	1.97	0.65
33:DF:94:LEU:HD12	33:DF:95:THR:H	1.61	0.65
34:DG:122:ARG:NH2	34:DG:134:ASP:HB3	2.11	0.65
31:DA:951:G:OP2	43:DP:102:ARG:NH2	2.29	0.65
17:A2:25:LEU:H	17:A2:92:THR:HG21	1.62	0.65
1:AA:2275:C:H6	1:AA:2275:C:H5'	1.61	0.65
6:AG:135:LEU:HD23	6:AG:140:ILE:HD11	1.79	0.65
6:AG:57:ALA:HB2	6:AG:90:LEU:HD21	1.79	0.65
7:AH:20:ALA:HB1	7:AH:21:PRO:HD2	1.77	0.65
13:B0:86:ARG:HG2	13:B0:118:GLU:OE2	1.96	0.65
26:B4:49:PHE:CD1	26:B4:50:VAL:HG13	2.31	0.65
1:BA:459:U:H5''	29:B7:40:TRP:CD2	2.30	0.65
9:BM:56:ASN:H	9:BM:125:GLY:CA	2.10	0.65
31:CA:1059:C:O2	40:CM:53:PRO:HG3	1.97	0.65
31:CA:66:G:O4'	31:CA:173:U:C4	2.49	0.65
31:CA:567:G:H2'	31:CA:568:G:O4'	1.96	0.65
53:CC:1:C:H3'	53:CC:1:C:H6	1.62	0.65
34:CG:65:ARG:HH11	34:CG:65:ARG:CG	2.10	0.65
40:CM:37:PRO:HA	40:CM:72:VAL:HG22	1.77	0.65
31:CA:310:G:P	46:CS:27:LYS:NZ	2.69	0.65
50:CW:57:ARG:NH1	50:CW:102:GLY:HA2	2.11	0.65
50:CW:89:ARG:NH2	50:CW:104:LEU:HD11	2.10	0.65
31:DA:1278:U:H2'	31:DA:1278:U:O2	1.95	0.65
45:DR:2:PRO:HB2	45:DR:3:ILE:HD13	1.79	0.65
50:DW:44:ALA:HB1	50:DW:91:LEU:HB2	1.79	0.65
1:AA:1651:G:N7	13:A0:11:ASN:ND2	2.44	0.65
13:A0:74:LYS:C	13:A0:76:VAL:H	2.00	0.65
1:AA:2811:G:P	4:AE:61:ARG:CG	2.78	0.65
6:AG:166:ASP:HA	6:AG:169:ALA:HB3	1.79	0.65

Continued on next page...

Continued from previous page...

Atom-1	Atom-2	Interatomic distance (Å)	Clash overlap (Å)
1:BA:2854:G:N2	1:BA:2864:G:C4	2.65	0.65
1:BA:877:U:O4	1:BA:899:A:N6	2.28	0.65
4:BE:101:ARG:CZ	4:BE:171:GLU:HB2	2.27	0.65
4:BE:202:LYS:N	4:BE:202:LYS:HD2	2.12	0.65
4:BE:38:THR:OG1	4:BE:39:PRO:HD2	1.96	0.65
5:BF:78:ILE:HA	5:BF:83:PHE:CD1	2.31	0.65
7:BH:152:ARG:HD2	7:BH:153:LYS:H	1.60	0.65
11:BO:96:THR:OG1	11:BO:97:PRO:CD	2.44	0.65
21:BV:76:LEU:HD23	21:BV:76:LEU:N	2.11	0.65
31:CA:49:U:O2'	31:CA:50:A:H3'	1.97	0.65
52:CB:18:G:H1'	52:CB:19:G:P	2.36	0.65
49:CV:65:ASN:H	49:CV:65:ASN:ND2	1.93	0.65
31:DA:197:A:H1'	31:DA:198:G:OP2	1.97	0.65
31:DA:992:U:O2'	31:DA:993:G:OP2	2.15	0.65
32:DE:180:LEU:O	32:DE:181:PHE:HB2	1.94	0.65
32:DE:95:GLN:HB3	32:DE:148:TYR:HD1	1.61	0.65
33:DF:79:ARG:HE	33:DF:79:ARG:N	1.94	0.65
22:A3:40:GLN:HE22	22:A3:43:THR:HA	1.62	0.65
1:AA:2404:C:H1'	11:AO:67:MET:HE1	1.77	0.65
1:AA:2555:U:C2'	1:AA:2556:C:H5'	2.27	0.65
1:AA:2875:C:O2'	15:AR:5:ALA:HB3	1.97	0.65
1:AA:614:U:O4	5:AF:175:THR:HG22	1.96	0.65
8:AK:130:TYR:C	8:AK:131:LYS:HD2	2.17	0.65
11:AO:101:VAL:CG2	11:AO:106:LEU:HB3	2.25	0.65
14:AQ:110:LEU:HA	14:AQ:112:PHE:CZ	2.31	0.65
13:B0:37:THR:HG22	13:B0:40:LYS:N	2.09	0.65
17:B2:99:ILE:HG22	17:B2:99:ILE:O	1.96	0.65
26:B4:12:ALA:H	26:B4:24:THR:CG2	2.10	0.65
1:BA:2638:G:O2'	1:BA:2639:A:C8	2.50	0.65
1:BA:274:G:C8	1:BA:274:G:OP1	2.49	0.65
3:BD:27:THR:O	3:BD:28:GLU:HB2	1.95	0.65
1:BA:2443:C:OP1	5:BF:68:LYS:HG2	1.97	0.65
6:BG:79:ASN:H	6:BG:79:ASN:HD22	1.43	0.65
8:BK:76:THR:HG23	8:BK:77:LEU:H	1.62	0.65
12:BP:34:LEU:HD11	12:BP:129:THR:HB	1.78	0.65
18:BS:2:GLU:OE1	18:BS:72:LYS:NZ	2.30	0.65
19:BT:72:LYS:NZ	19:BT:75:ASP:OD1	2.29	0.65
21:BV:93:ASP:HB2	21:BV:131:ARG:HH21	1.61	0.65
21:BV:15:PRO:HB2	21:BV:19:ARG:NH2	2.11	0.65
21:BV:19:ARG:NH1	21:BV:84:GLU:HB2	2.11	0.65
21:BV:16:SER:O	21:BV:20:ARG:HG3	1.96	0.65

Continued on next page...

Continued from previous page...

Atom-1	Atom-2	Interatomic distance (Å)	Clash overlap (Å)
23:BZ:46:LEU:HA	23:BZ:62:VAL:O	1.97	0.65
31:CA:201:C:N4	31:CA:209:U:O2	2.29	0.65
31:CA:790:A:C6	31:CA:791:G:C6	2.85	0.65
32:CE:220:ASP:O	32:CE:223:ILE:HG13	1.97	0.65
44:CQ:12:ARG:C	44:CQ:14:PRO:HD2	2.17	0.65
31:DA:186(F):C:H2'	31:DA:187:C:O4'	1.96	0.65
31:DA:464:G:O6	31:DA:466:C:H5'	1.95	0.65
33:DF:63:ASN:CB	33:DF:98:ASN:HB3	2.27	0.65
39:DL:105:ASP:OD2	39:DL:107:ARG:HD3	1.97	0.65
40:DM:4:ILE:HB	40:DM:74:ILE:HD11	1.79	0.65
16:A1:79:PHE:O	16:A1:79:PHE:HD2	1.80	0.65
1:AA:1065:U:H1'	1:AA:1074:G:N2	2.12	0.65
1:AA:1071:G:O6	1:AA:1091:G:O6	2.15	0.65
1:AA:1093:G:H5'	7:AH:170:ARG:NH2	2.12	0.65
1:AA:122:G:H2'	1:AA:123:G:H5''	1.79	0.65
1:AA:176:G:O2'	1:AA:177:G:H5'	1.97	0.65
1:AA:2157:G:HO2'	1:AA:2158:A:P	2.19	0.65
1:AA:2126:A:H61	1:AA:2163:C:H1'	1.59	0.65
1:AA:2701:C:C3'	1:AA:2702:U:H5''	2.21	0.65
1:AA:821:A:HO2'	1:AA:945:A:H3'	1.59	0.65
3:AD:33:LEU:CD1	3:AD:34:VAL:H	2.10	0.65
7:AH:12:PRO:HD3	7:AH:48:GLY:O	1.97	0.65
12:AP:66:ILE:CD1	12:AP:68:ILE:O	2.44	0.65
18:AS:58:ALA:HB1	18:AS:64:MET:CG	2.25	0.65
1:BA:479:A:N3	1:BA:481:G:H5''	2.12	0.65
3:BD:34:VAL:O	3:BD:34:VAL:CG1	2.45	0.65
7:BH:152:ARG:CB	7:BH:154:PRO:HD3	2.27	0.65
12:BP:137:TYR:CE1	21:BV:83:PRO:HG3	2.31	0.65
31:CA:1133:G:H2'	31:CA:1134:G:H8	1.60	0.65
31:CA:1286:A:H5''	51:CX:26:LYS:CD	2.26	0.65
31:CA:606:G:H5''	31:CA:607:A:H5'	1.78	0.65
32:CE:7:VAL:CB	32:CE:217:ARG:HH21	2.09	0.65
33:CF:113:ALA:HB3	33:CF:114:PRO:HD3	1.78	0.65
37:CJ:23:VAL:CG1	37:CJ:43:PHE:HE2	2.09	0.65
31:CA:1291:G:O2'	39:CL:38:GLN:OE1	2.15	0.65
31:DA:1243:C:OP1	51:DX:8:THR:HG21	1.97	0.65
31:DA:1348:U:N3	31:DA:1374:A:H2	1.94	0.65
16:A1:92:ARG:NH1	16:A1:94:ASN:HD22	1.95	0.65
17:A2:29:PRO:HA	17:A2:61:VAL:CG2	2.27	0.65
28:A6:43:CYS:HB3	28:A6:44:ARG:NH1	2.11	0.65
1:AA:1188:U:O2'	1:AA:1189:A:H5'	1.97	0.65

Continued on next page...

Continued from previous page...

Atom-1	Atom-2	Interatomic distance (Å)	Clash overlap (Å)
1:AA:2212:A:N3	1:AA:2215:G:C2	2.64	0.65
1:AA:807:U:H2'	1:AA:808:G:O5'	1.95	0.65
12:AP:51:ARG:O	12:AP:55:VAL:HG13	1.97	0.65
12:AP:66:ILE:O	12:AP:67:ARG:CB	2.44	0.65
15:AR:16:ARG:NH2	15:AR:83:ILE:O	2.30	0.65
1:BA:1292:U:H2'	1:BA:1293:C:C6	2.32	0.65
1:BA:2135:A:OP2	1:BA:2135:A:H8	1.79	0.65
1:BA:2473:U:O2	1:BA:2473:U:H2'	1.97	0.65
1:BA:2629:A:O2'	1:BA:2630:G:H5'	1.97	0.65
8:BK:110:ASP:OD1	8:BK:130:TYR:OH	2.09	0.65
8:BK:27:ARG:HG2	23:BZ:71:TYR:CE1	2.32	0.65
21:BV:53:ILE:HG22	21:BV:71:VAL:O	1.96	0.65
31:CA:606:G:H5''	31:CA:607:A:C5'	2.27	0.65
31:CA:955:U:H1'	31:CA:1227:A:N6	2.12	0.65
53:CD:57:C:H2'	53:CD:58:A:O4'	1.97	0.65
47:CT:43:LEU:HD12	47:CT:68:ARG:HG2	1.79	0.65
50:CW:43:LEU:HA	50:CW:46:GLU:HG2	1.78	0.65
32:DE:92:TYR:CD2	32:DE:151:GLY:HA3	2.32	0.65
35:DH:37:ARG:HG2	35:DH:112:LEU:HA	1.77	0.65
16:A1:79:PHE:C	16:A1:79:PHE:HD2	1.99	0.64
1:AA:1102:C:H2'	1:AA:1103:A:H8	1.62	0.64
1:AA:1291:C:H5'	1:AA:1536:A:H5'	1.79	0.64
1:AA:1952:A:C2	10:AN:22:ILE:HG13	2.32	0.64
1:AA:2168:G:N2	1:AA:2170:A:OP2	2.30	0.64
1:AA:2328:A:H2'	1:AA:2329:G:C8	2.32	0.64
1:AA:2287:A:N6	1:AA:2344:U:N3	2.43	0.64
1:AA:2469:A:N7	1:AA:2470:G:H1'	2.12	0.64
1:AA:2629:A:O2'	1:AA:2630:G:H5''	1.97	0.64
1:AA:945:A:O2'	1:AA:946:G:H4'	1.97	0.64
3:AD:273:ARG:O	3:AD:273:ARG:CG	2.44	0.64
3:AD:33:LEU:HD13	3:AD:34:VAL:H	1.62	0.64
7:AH:97:ARG:NH2	7:AH:104:GLU:OE2	2.29	0.64
7:AH:92:ILE:CD1	7:AH:92:ILE:H	2.10	0.64
24:AW:18:PRO:HA	24:AW:21:LEU:HB2	1.77	0.64
30:B8:34:TRP:O	30:B8:36:LYS:N	2.30	0.64
1:BA:2069:G:C2'	1:BA:2070:G:H5'	2.27	0.64
1:BA:2116:G:OP1	1:BA:2165:G:N2	2.28	0.64
1:BA:91:A:H2'	1:BA:92:G:O4'	1.98	0.64
4:BE:12:THR:HG22	15:BR:58:ASN:ND2	2.11	0.64
21:BV:76:LEU:HD23	21:BV:76:LEU:H	1.61	0.64
31:CA:396:G:O2'	31:CA:398:C:OP1	2.09	0.64

Continued on next page...

Continued from previous page...

Atom-1	Atom-2	Interatomic distance (Å)	Clash overlap (Å)
31:CA:27:G:C4'	34:CG:209:ARG:HG3	2.22	0.64
31:DA:1298:C:P	37:DJ:114:ARG:HH22	2.20	0.64
31:DA:937:A:H1'	31:DA:1379:G:N2	2.12	0.64
31:DA:922:G:H4'	35:DH:20:GLN:HA	1.79	0.64
40:DM:54:PHE:CE1	40:DM:55:LYS:HE3	2.32	0.64
42:DO:32:PHE:HB3	42:DO:84:LEU:CD2	2.27	0.64
26:B4:34:GLU:HB2	43:DP:57:ARG:NH2	2.12	0.64
1:AA:1050:A:H2'	1:AA:1051:G:O4'	1.97	0.64
1:AA:1069:A:O2'	1:AA:1072:C:OP1	2.15	0.64
1:AA:1165:U:H2'	1:AA:1166:C:H6	1.62	0.64
1:AA:581:C:H2'	1:AA:582:G:H8	1.63	0.64
1:AA:902:C:O2'	1:AA:903:C:H5'	1.97	0.64
3:AD:264:LYS:O	3:AD:267:SER:HB2	1.96	0.64
3:AD:30:GLU:HG3	3:AD:63:ARG:CZ	2.27	0.64
14:AQ:36:TYR:CD1	14:AQ:36:TYR:N	2.61	0.64
21:AV:141:VAL:HG12	21:AV:142:SER:H	1.62	0.64
21:AV:52:SER:OG	21:AV:52:SER:O	2.14	0.64
16:B1:98:LEU:O	16:B1:99:ALA:HB3	1.97	0.64
1:BA:2845:G:O2'	1:BA:2846:G:H5'	1.96	0.64
1:BA:289:A:H5'	1:BA:290:G:OP2	1.97	0.64
1:BA:900:A:N3	1:BA:900:A:H2'	2.11	0.64
1:BA:990:A:H8	1:BA:990:A:H5'	1.62	0.64
5:BF:108:LYS:O	5:BF:112:MET:HG3	1.97	0.64
5:BF:24:LEU:HB3	5:BF:25:PRO:HD2	1.79	0.64
7:BH:102:ALA:O	7:BH:103:LEU:HB3	1.97	0.64
10:BN:68:GLU:HA	10:BN:78:ARG:HB3	1.80	0.64
12:BP:68:ILE:CG2	12:BP:103:MET:HB3	2.27	0.64
20:BU:39:VAL:HG23	20:BU:40:GLU:N	2.11	0.64
31:CA:1194:U:H2'	31:CA:1195:C:C6	2.32	0.64
15:AR:107:ASP:HB2	31:CA:1432:G:OP1	1.96	0.64
31:CA:792:A:N3	31:CA:794:A:C5	2.65	0.64
53:CD:21:U:H2'	53:CD:22:A:H5''	1.79	0.64
35:CH:64:ARG:HH11	35:CH:64:ARG:HG3	1.62	0.64
37:CJ:54:THR:OG1	37:CJ:56:GLN:HG2	1.97	0.64
31:DA:1133:G:N2	31:DA:1141:C:N3	2.46	0.64
31:DA:1399:C:C2	31:DA:1502:A:N6	2.65	0.64
52:DB:26:C:H5'	52:DB:27:G:OP2	1.98	0.64
43:DP:40:ASN:OD1	43:DP:41:PRO:HD2	1.97	0.64
31:DA:974:A:OP2	44:DQ:41:ARG:NH1	2.29	0.64
49:DV:42:PRO:HA	49:DV:45:VAL:HG13	1.78	0.64
17:A2:89:GLN:HE21	17:A2:89:GLN:HA	1.61	0.64

Continued on next page...

Continued from previous page...

Atom-1	Atom-2	Interatomic distance (Å)	Clash overlap (Å)
22:A3:25:ARG:HA	22:A3:29:GLN:NE2	2.11	0.64
28:A6:24:GLU:HG3	28:A6:25:LYS:H	1.63	0.64
1:AA:1049:C:H2'	1:AA:1050:A:C5'	2.26	0.64
1:AA:1517:G:H2'	1:AA:1518:C:C6	2.32	0.64
14:AQ:35:ILE:C	14:AQ:36:TYR:HD1	2.00	0.64
26:B4:61:ARG:CG	26:B4:62:ARG:HH21	2.11	0.64
1:BA:1569:A:O2'	3:BD:38:LYS:HG3	1.97	0.64
1:BA:2275:C:H5'	1:BA:2275:C:H6	1.63	0.64
1:BA:2311:A:C2	6:BG:82:LEU:HG	2.32	0.64
1:BA:2329:G:N2	22:B3:41:ARG:HB3	2.13	0.64
3:BD:65:ILE:HD11	3:BD:67:PHE:CZ	2.33	0.64
4:BE:23:VAL:HA	4:BE:184:VAL:O	1.97	0.64
4:BE:51:PHE:C	4:BE:74:PRO:CB	2.65	0.64
23:BZ:4:VAL:HG12	23:BZ:11:ARG:HB3	1.79	0.64
31:CA:1062:U:H2'	31:CA:1063:C:C6	2.32	0.64
31:CA:719:C:O2'	48:CU:49:LYS:HB3	1.97	0.64
31:CA:843:U:H5'	31:CA:848:C:C5	2.33	0.64
32:CE:97:TRP:CH2	32:CE:176:GLU:HG3	2.31	0.64
39:CL:93:ARG:HB2	39:CL:93:ARG:HH11	1.63	0.64
31:DA:1320:C:H2'	31:DA:1321:C:C6	2.32	0.64
31:DA:1435:G:H2'	31:DA:1436:U:C6	2.32	0.64
31:DA:160:A:H1'	31:DA:344:A:C5	2.33	0.64
31:DA:892:A:C2	31:DA:907:A:C4	2.86	0.64
45:DR:24:SER:HB3	45:DR:27:VAL:CG2	2.27	0.64
27:A5:3:LYS:O	27:A5:4:HIS:O	2.13	0.64
1:AA:1607:C:H4'	1:AA:1608:A:O5'	1.97	0.64
5:AF:152:GLU:HG3	5:AF:191:ARG:HD2	1.78	0.64
14:AQ:111:GLU:OE1	14:AQ:111:GLU:HA	1.96	0.64
14:AQ:86:ALA:O	14:AQ:87:PHE:HB3	1.98	0.64
23:AZ:91:LYS:O	23:AZ:93:GLU:N	2.31	0.64
1:BA:305:U:H2'	1:BA:306:U:C6	2.32	0.64
1:BA:1826:G:C4'	3:BD:242:ARG:HH21	2.08	0.64
1:BA:483:A:C4'	20:BU:49:VAL:HA	2.26	0.64
31:CA:1004:A:H2	31:CA:1024:G:C8	2.15	0.64
31:CA:989:C:N4	31:CA:1216:G:H1	1.95	0.64
32:CE:217:ARG:CZ	32:CE:217:ARG:HB2	2.28	0.64
38:CK:51:VAL:HG11	38:CK:60:ARG:HG3	1.80	0.64
31:CA:277:C:P	47:CT:68:ARG:HH12	2.19	0.64
47:CT:66:SER:OG	47:CT:69:LYS:HB2	1.98	0.64
31:DA:1095:U:H2'	31:DA:1096:C:O4'	1.97	0.64
31:DA:266:G:H1	31:DA:270:A:H62	1.44	0.64

Continued on next page...

Continued from previous page...

Atom-1	Atom-2	Interatomic distance (Å)	Clash overlap (Å)
39:DL:24:GLY:HA2	39:DL:59:PHE:O	1.97	0.64
42:DO:57:LYS:HG3	42:DO:67:THR:HG22	1.79	0.64
47:DT:59:ILE:HG22	47:DT:71:PHE:HD1	1.62	0.64
49:DV:48:THR:HA	49:DV:61:TYR:HA	1.79	0.64
27:A5:2:ALA:O	27:A5:3:LYS:HD2	1.97	0.64
1:AA:1427:A:H4'	1:AA:1428:C:O5'	1.98	0.64
1:AA:2055:C:OP1	27:A5:8:LYS:NZ	2.28	0.64
1:AA:2164:C:H2'	1:AA:2165:G:H8	1.63	0.64
3:AD:34:VAL:O	3:AD:34:VAL:HG13	1.97	0.64
4:AE:61:ARG:N	4:AE:62:PRO:HD2	2.10	0.64
4:AE:78:LEU:HG	4:AE:79:ARG:H	1.59	0.64
6:AG:78:SER:O	6:AG:81:LYS:N	2.30	0.64
20:AU:76:CYS:CB	20:AU:96:ILE:HD13	2.28	0.64
28:B6:28:ARG:HB3	28:B6:30:THR:O	1.97	0.64
1:BA:1058:U:H3	1:BA:1080:A:N6	1.96	0.64
1:BA:1070:A:H8	1:BA:1096:A:HO2'	1.44	0.64
1:BA:1839:G:C8	1:BA:1927:A:H1'	2.33	0.64
1:BA:2537:U:H2'	1:BA:2538:C:C6	2.32	0.64
1:BA:892:G:N7	1:BA:893:C:N4	2.45	0.64
7:BH:41:MET:CE	7:BH:64:LEU:HB2	2.27	0.64
12:BP:3:MET:CB	12:BP:93:TYR:CD1	2.80	0.64
31:CA:129(A):G:C2	31:CA:191(A):G:C8	2.86	0.64
31:CA:243:A:H4'	31:CA:244:U:H5''	1.78	0.64
52:CB:27:G:H5'	52:CB:28:C:OP2	1.98	0.64
53:CC:20:G:HO2'	53:CC:21:U:H5	1.42	0.64
34:CG:5:ILE:HG22	34:CG:6:GLY:N	2.10	0.64
39:CL:70:LYS:O	39:CL:74:ILE:HG13	1.97	0.64
31:DA:126:G:H4'	31:DA:634:C:H1'	1.78	0.64
31:DA:67:C:H2'	31:DA:68:G:C8	2.31	0.64
31:DA:976:G:OP1	44:DQ:32:SER:N	2.23	0.64
34:DG:25:ARG:HG3	34:DG:26:CYS:N	2.11	0.64
39:DL:78:LYS:NZ	39:DL:78:LYS:HB2	2.12	0.64
42:DO:41:ARG:HD2	42:DO:42:THR:H	1.62	0.64
43:DP:37:THR:HG21	43:DP:56:LEU:HD23	1.79	0.64
49:DV:23:ASN:HA	49:DV:27:GLU:CG	2.27	0.64
49:DV:41:VAL:HG12	49:DV:42:PRO:HD2	1.80	0.64
16:A1:98:LEU:HD23	16:A1:98:LEU:C	2.17	0.64
1:AA:1494:A:O2'	1:AA:1495:A:H5'	1.97	0.64
1:AA:1858:G:H2'	1:AA:1883:G:H22	1.61	0.64
1:AA:2137:C:N3	1:AA:2154:G:N2	2.35	0.64
4:AE:80:GLU:O	4:AE:82:ARG:N	2.30	0.64

Continued on next page...

Continued from previous page...

Atom-1	Atom-2	Interatomic distance (Å)	Clash overlap (Å)
12:AP:26:TYR:O	12:AP:27:VAL:C	2.34	0.64
21:AV:7:ALA:HB3	21:AV:61:LEU:HB3	1.79	0.64
1:BA:1274:A:N3	1:BA:1297:C:H1'	2.13	0.64
1:BA:1992:G:C8	1:BA:1992:G:O5'	2.51	0.64
1:BA:2016:U:C1'	27:B5:6:VAL:CG1	2.75	0.64
1:BA:2105:C:H2'	1:BA:2106:G:C8	2.33	0.64
1:BA:2315:G:OP1	6:BG:36:LYS:NZ	2.29	0.64
1:BA:2470:G:OP1	12:BP:56:ARG:NH2	2.29	0.64
1:BA:848:G:H2'	1:BA:849:A:C8	2.33	0.64
1:BA:885:C:N3	1:BA:890:A:C6	2.65	0.64
1:BA:986:C:C2'	1:BA:987:G:H5'	2.27	0.64
3:BD:35:LYS:HZ3	3:BD:104:TYR:H	1.44	0.64
7:BH:41:MET:HE2	7:BH:64:LEU:HB2	1.79	0.64
14:BQ:61:ASN:O	14:BQ:65:VAL:HB	1.98	0.64
31:CA:1139:G:C2	31:CA:1143:G:O6	2.50	0.64
31:CA:1256:A:H4'	31:CA:1258:G:C4	2.33	0.64
31:CA:412:A:H1'	31:CA:413:G:OP2	1.98	0.64
31:CA:737:A:H2'	31:CA:738:C:H6	1.61	0.64
52:CB:26:C:H5'	52:CB:27:G:OP2	1.98	0.64
32:CE:236:TYR:HA	32:CE:239:VAL:HG21	1.80	0.64
34:CG:33:MET:HE2	34:CG:37:PRO:HA	1.80	0.64
34:CG:84:LYS:N	34:CG:84:LYS:HD2	2.12	0.64
43:CP:39:ILE:HD13	43:CP:52:GLU:HB3	1.79	0.64
31:DA:1023:G:H3'	31:DA:1024:G:H5''	1.79	0.64
31:DA:1316:G:H2'	31:DA:1317:C:H5''	1.79	0.64
32:DE:237:ALA:O	32:DE:238:LEU:HB3	1.97	0.64
35:DH:57:LYS:HG2	35:DH:61:TYR:CE2	2.26	0.64
31:DA:1014:A:H4'	49:DV:14:HIS:ND1	2.13	0.64
1:AA:1469:A:H2'	1:AA:1470:G:H8	1.62	0.64
1:AA:1482:U:O4	1:AA:1510:A:C8	2.51	0.64
1:AA:1590:U:H2'	1:AA:1591:G:H8	1.61	0.64
1:AA:1734:C:C2'	1:AA:1735:C:H5''	2.28	0.64
1:AA:2584:U:H2'	1:AA:2585:U:H2'	1.78	0.64
1:AA:247:G:H4'	1:AA:386:G:C5	2.33	0.64
3:AD:125:ILE:HG22	3:AD:125:ILE:O	1.98	0.64
3:AD:44:ASN:HD22	3:AD:44:ASN:N	1.94	0.64
4:AE:35:GLN:HE21	4:AE:37:ARG:CD	2.10	0.64
6:AG:78:SER:O	6:AG:79:ASN:C	2.36	0.64
6:AG:82:LEU:C	6:AG:86:MET:CE	2.66	0.64
9:AM:67:LEU:O	9:AM:88:GLU:HG3	1.98	0.64
1:BA:2754:U:H5'	1:BA:2755:C:OP2	1.97	0.64

Continued on next page...

Continued from previous page...

Atom-1	Atom-2	Interatomic distance (Å)	Clash overlap (Å)
1:BA:2872:G:O2'	1:BA:2873:A:H5'	1.98	0.64
1:BA:883:G:H2'	1:BA:884:C:C6	2.32	0.64
11:BO:11:GLY:O	11:BO:13:ASN:N	2.30	0.64
31:CA:856:C:H2'	31:CA:857:C:H5'	1.78	0.64
53:CD:9:G:O3'	53:CD:46:G:O2'	2.16	0.64
34:CG:190:ASP:O	34:CG:193:ASP:HB2	1.97	0.64
31:DA:1275:A:H2'	31:DA:1276:G:O4'	1.97	0.64
31:DA:1312:G:H1	31:DA:1325:C:H42	1.44	0.64
31:DA:963:G:HO2'	40:DM:54:PHE:HZ	1.40	0.64
43:DP:108:ARG:HD3	43:DP:114:ARG:HG2	1.80	0.64
44:DQ:36:PHE:HD1	44:DQ:37:PHE:CD2	2.16	0.64
46:DS:49:LEU:HD12	46:DS:50:LYS:H	1.62	0.64
26:A4:14:ILE:HA	26:A4:31:ILE:O	1.98	0.64
27:A5:16:ARG:HG3	27:A5:17:ASP:N	2.12	0.64
1:AA:1080:A:H2'	1:AA:1081:U:C6	2.32	0.64
1:AA:999:U:H5''	1:AA:1154:G:O6	1.98	0.64
1:AA:1276:A:O2'	13:A0:16:HIS:HE1	1.80	0.64
1:AA:2015:A:O4'	27:A5:2:ALA:HB2	1.98	0.64
1:AA:2162:G:H2'	1:AA:2163:C:H6	1.62	0.64
1:AA:2298:A:H2'	1:AA:2299:G:O4'	1.98	0.64
1:AA:775:G:C4	1:AA:794:G:C8	2.85	0.64
26:B4:59:PHE:HE1	49:DV:68:GLY:HA3	1.62	0.64
28:B6:48:VAL:CG1	28:B6:49:HIS:N	2.29	0.64
1:BA:172:C:H2'	1:BA:173:G:H8	1.63	0.64
1:BA:21:A:O2'	1:BA:22:C:H5'	1.97	0.64
1:BA:2747:G:H2'	1:BA:2748:A:H8	1.63	0.64
31:CA:465:A:N6	31:CA:467:G:C2	2.66	0.64
31:CA:78:G:H1	31:CA:91:C:H42	1.45	0.64
51:CX:12:LYS:HB3	51:CX:22:ARG:HD2	1.79	0.64
31:DA:1004:A:C1'	31:DA:1036:G:N1	2.53	0.64
31:DA:1159:U:O2'	31:DA:1160:G:N7	2.31	0.64
31:DA:1326:C:OP1	51:DX:17:THR:OG1	2.09	0.64
31:DA:587:G:N2	31:DA:754:C:OP2	2.30	0.64
31:DA:843:U:H3'	31:DA:848:C:O4'	1.97	0.64
52:DB:31:C:H2'	52:DB:32:C:H6	1.63	0.64
52:DB:7:G:H3'	52:DB:8:U:H5'	1.78	0.64
53:DC:1:C:C2'	53:DC:2:G:OP2	2.45	0.64
31:DA:425:G:O3'	34:DG:45:GLN:NE2	2.31	0.64
43:DP:33:ALA:HA	43:DP:59:TYR:HE2	1.63	0.64
49:DV:8:GLY:O	49:DV:9:VAL:HB	1.97	0.64
1:AA:1331:A:O2'	1:AA:1332:G:H8	1.81	0.64

Continued on next page...

Continued from previous page...

Atom-1	Atom-2	Interatomic distance (Å)	Clash overlap (Å)
1:AA:1665:A:C2'	1:AA:1666:G:H5'	2.27	0.64
3:AD:72:LYS:HD3	3:AD:97:TYR:CE2	2.32	0.64
4:AE:18:ASP:O	4:AE:19:ARG:C	2.35	0.64
19:AT:3:THR:O	19:AT:6:ASP:HB2	1.97	0.64
16:B1:98:LEU:C	16:B1:100:VAL:H	1.98	0.64
17:B2:78:LYS:O	17:B2:79:VAL:CB	2.46	0.64
18:BS:35:ILE:HG23	27:B5:28:PRO:HD2	1.80	0.64
1:BA:2052:G:O4'	4:BE:142:GLY:HA3	1.98	0.64
1:BA:55:G:H2'	1:BA:56:A:H8	1.61	0.64
4:BE:1:MET:N	4:BE:83:ASP:O	2.31	0.64
7:BH:169:VAL:HG22	7:BH:170:ARG:H	1.61	0.64
9:BM:104:LYS:HA	9:BM:107:LEU:HD12	1.80	0.64
11:BO:105:LEU:N	11:BO:105:LEU:HD12	2.13	0.64
12:BP:32:TYR:HH	12:BP:111:GLU:HB2	1.62	0.64
31:CA:404:U:H2'	31:CA:405:U:C6	2.33	0.64
53:CC:20:G:O2'	53:CC:21:U:H5	1.81	0.64
34:CG:173:TRP:CD1	34:CG:174:LEU:HG	2.32	0.64
45:CR:87:ILE:CG2	45:CR:88:ARG:N	2.59	0.64
31:DA:596:C:H2'	31:DA:596:C:O2	1.97	0.64
36:DI:61:LEU:HD23	36:DI:63:TYR:OH	1.98	0.64
32:DE:195:ASP:O	38:DK:68:ARG:NH2	2.31	0.64
11:AO:63:PRO:HA	30:A8:13:ARG:HB3	1.79	0.64
1:AA:950:G:H2'	1:AA:951:C:C6	2.33	0.64
9:AM:137:LYS:HG3	9:AM:138:LEU:N	2.12	0.64
10:AN:13:ASN:ND2	10:AN:97:ARG:HB3	2.13	0.64
2:AB:50:G:OP1	14:AQ:63:THR:HG23	1.97	0.64
19:AT:41:ASN:HD22	19:AT:41:ASN:N	1.95	0.64
1:BA:228:A:H3'	1:BA:228:A:C8	2.33	0.64
1:BA:534:U:O2'	16:B1:49:HIS:HD2	1.81	0.64
1:BA:310:A:OP1	20:BU:18:GLY:HA2	1.97	0.64
31:CA:955:U:H1'	31:CA:1227:A:H61	1.63	0.64
32:CE:67:THR:HG21	32:CE:155:LEU:CG	2.23	0.64
31:DA:1238:A:N7	31:DA:1303:C:H1'	2.13	0.64
31:DA:339:C:C2'	31:DA:340:U:H5'	2.28	0.64
31:DA:580:U:H2'	31:DA:581:G:O4'	1.98	0.64
33:DF:127:ARG:HG2	33:DF:127:ARG:HH11	1.63	0.64
43:DP:23:TYR:HB3	43:DP:67:GLU:HA	1.78	0.64
17:A2:38:LEU:HD12	17:A2:57:VAL:HG12	1.78	0.63
1:AA:2286:A:H8	28:A6:37:ARG:HH11	1.47	0.63
1:AA:1005:C:O2'	9:AM:28:THR:HG21	1.98	0.63
1:AA:1019:U:HO2'	1:AA:1021:A:H2	1.43	0.63

Continued on next page...

Continued from previous page...

Atom-1	Atom-2	Interatomic distance (Å)	Clash overlap (Å)
1:AA:1903:G:OP1	3:AD:241:PRO:HB2	1.98	0.63
1:AA:246:C:C2'	1:AA:247:G:H5'	2.28	0.63
1:AA:852:G:H2'	1:AA:853:G:H8	1.61	0.63
3:AD:64:ILE:O	3:AD:64:ILE:HG12	1.97	0.63
9:AM:112:LEU:O	9:AM:116:LEU:HG	1.99	0.63
11:AO:24:GLY:C	11:AO:26:GLY:H	1.99	0.63
11:AO:55:ARG:HG3	11:AO:55:ARG:O	1.97	0.63
12:AP:66:ILE:HD12	12:AP:67:ARG:CA	2.27	0.63
14:AQ:37:ALA:HB2	14:AQ:101:LEU:HD21	1.79	0.63
14:AQ:106:ARG:N	14:AQ:110:LEU:HD21	2.13	0.63
1:BA:2014:A:O2'	27:B5:2:ALA:N	2.26	0.63
28:B6:11:LEU:HD23	28:B6:26:ASN:CB	2.27	0.63
28:B6:25:LYS:HE3	30:B8:34:TRP:CZ2	2.32	0.63
30:B8:22:VAL:CA	30:B8:50:LEU:CD2	2.71	0.63
1:BA:2162:G:H2'	1:BA:2163:C:C6	2.31	0.63
1:BA:2312:U:OP1	6:BG:74:LYS:N	2.29	0.63
1:BA:2531:A:H4'	7:BH:157:TYR:HD2	1.63	0.63
2:BB:15:A:H5'	2:BB:16:G:H8	1.60	0.63
21:BV:1:MET:HG2	21:BV:2:GLU:H	1.63	0.63
31:CA:1106:G:C4	31:CA:1107:C:C5	2.86	0.63
38:CK:86:ILE:HG22	38:CK:87:SER:H	1.63	0.63
31:DA:1065:U:C5	31:DA:1190:G:H1'	2.33	0.63
31:DA:946:A:H2'	31:DA:947:G:C8	2.33	0.63
53:DC:59:A:H4'	53:DC:60:A:OP1	1.96	0.63
53:DC:62:C:H2'	53:DC:63:C:C6	2.30	0.63
34:DG:178:VAL:HG12	34:DG:179:GLU:N	2.13	0.63
1:AA:1094:U:O2'	1:AA:1096:A:OP1	2.15	0.63
1:AA:1480:G:C6	1:AA:1482:U:N3	2.65	0.63
1:AA:1778:U:H2'	1:AA:1784:A:H62	1.64	0.63
1:AA:1899:G:O2'	1:AA:1900:A:P	2.56	0.63
1:AA:2169:A:C6	1:AA:2170:A:N1	2.66	0.63
1:AA:2700:C:O2'	1:AA:2701:C:H5'	1.97	0.63
1:AA:270(M):U:H1'	1:AA:270(N):G:C5	2.32	0.63
1:AA:2688:U:C5	1:AA:2720:U:OP2	2.49	0.63
6:AG:83:ARG:N	6:AG:86:MET:CE	2.60	0.63
7:AH:131:VAL:HG12	7:AH:132:ARG:N	2.13	0.63
9:AM:130:HIS:HB3	9:AM:134:ARG:HH11	1.64	0.63
1:AA:873:G:H1'	12:AP:29:PHE:HE2	1.63	0.63
12:AP:65:PHE:O	12:AP:66:ILE:CB	2.46	0.63
14:AQ:51:ALA:HB3	14:AQ:73:LEU:HG	1.80	0.63
22:B3:51:VAL:N	22:B3:62:LEU:HD12	2.14	0.63

Continued on next page...

Continued from previous page...

Atom-1	Atom-2	Interatomic distance (Å)	Clash overlap (Å)
26:B4:56:VAL:HG22	26:B4:57:GLU:H	1.64	0.63
1:BA:1653:G:H1	13:B0:11:ASN:ND2	1.96	0.63
1:BA:1967:C:C2'	1:BA:1968:G:H5'	2.28	0.63
1:BA:2129:C:C4	1:BA:2130:U:N3	2.66	0.63
1:BA:2610:C:H4'	1:BA:2611:U:OP2	1.97	0.63
3:BD:108:PRO:HB3	3:BD:143:HIS:HE1	1.63	0.63
5:BF:82:ILE:O	5:BF:82:ILE:CD1	2.37	0.63
1:BA:6:A:H4'	9:BM:129:PRO:CB	2.27	0.63
9:BM:128:HIS:HB2	9:BM:129:PRO:HD2	1.79	0.63
10:BN:87:ILE:HG23	10:BN:88:ASN:O	1.98	0.63
15:BR:90:GLN:HE21	15:BR:91:ARG:N	1.95	0.63
23:BZ:11:ARG:HB2	23:BZ:12:PRO:HD2	1.80	0.63
53:CD:38:A:H2'	53:CD:39:A:O4'	1.97	0.63
31:CA:430:A:OP1	34:CG:9:CYS:HB2	1.98	0.63
31:DA:618:C:H5'	31:DA:619:U:H5''	1.80	0.63
31:DA:1148:U:OP1	39:DL:7:THR:HG21	1.98	0.63
48:DU:66:LEU:HD11	48:DU:70:ILE:HD11	1.80	0.63
1:AA:516:C:OP1	27:A5:13:LYS:NZ	2.31	0.63
1:AA:1014:U:C2'	1:AA:1015:G:H5''	2.28	0.63
1:AA:883:G:C6	1:AA:884:C:O2	2.52	0.63
1:AA:887:A:H5'	1:AA:888:C:OP1	1.98	0.63
5:AF:32:LEU:HD21	5:AF:108:LYS:HB3	1.79	0.63
10:AN:64:ARG:O	10:AN:82:ASN:HA	1.98	0.63
1:AA:2875:C:C4'	15:AR:5:ALA:HB2	2.29	0.63
1:BA:2511:U:O4	1:BA:2575:C:N3	2.31	0.63
1:BA:617:G:OP1	5:BF:40:GLN:HG2	1.96	0.63
1:BA:945:A:C5	1:BA:2448:A:N1	2.65	0.63
4:BE:56:PRO:CB	4:BE:57:LYS:HD3	2.27	0.63
4:BE:47:VAL:O	4:BE:80:GLU:CA	2.46	0.63
8:BK:117:GLU:H	8:BK:117:GLU:CD	2.00	0.63
31:CA:1002:G:C4	31:CA:1003:G:C8	2.85	0.63
31:CA:475:G:H2'	31:CA:476:G:H8	1.63	0.63
31:CA:724:G:O2'	31:CA:725:G:H5'	1.98	0.63
33:CF:130:VAL:O	33:CF:134:ILE:HG12	1.98	0.63
35:CH:148:VAL:HG21	38:CK:107:LEU:HD22	1.80	0.63
40:CM:55:LYS:O	40:CM:56:HIS:CG	2.51	0.63
31:CA:975:A:H62	40:CM:60:ARG:HH12	1.46	0.63
40:CM:32:ALA:N	40:CM:78:ASN:OD1	2.22	0.63
43:CP:49:THR:HG22	43:CP:51:ALA:H	1.63	0.63
50:CW:26:ASN:HB2	50:CW:71:THR:HG23	1.80	0.63
51:CX:25:LYS:O	51:CX:26:LYS:HB3	1.97	0.63

Continued on next page...

Continued from previous page...

Atom-1	Atom-2	Interatomic distance (Å)	Clash overlap (Å)
31:DA:1007:C:C2	31:DA:1023:G:N2	2.66	0.63
31:DA:1124:G:O2'	31:DA:1145:C:C4	2.50	0.63
31:DA:1127:G:H22	31:DA:1145:C:H1'	1.63	0.63
31:DA:1160:G:N3	31:DA:1160:G:H2'	2.14	0.63
31:DA:616:G:C2	31:DA:617:G:C8	2.86	0.63
53:DC:18:C:O2'	53:DC:19:G:OP1	2.15	0.63
32:DE:128:GLU:OE2	32:DE:128:GLU:HA	1.98	0.63
32:DE:231:GLU:HB3	32:DE:232:PRO:HD3	1.78	0.63
31:DA:1191:A:OP1	33:DF:3:ASN:ND2	2.30	0.63
39:DL:28:VAL:CG2	39:DL:63:ILE:HB	2.26	0.63
16:A1:92:ARG:CZ	17:A2:11:GLN:H	2.12	0.63
1:AA:1786:A:C2	1:AA:2606:C:H1'	2.32	0.63
1:AA:879:G:H1	1:AA:898:C:N4	1.96	0.63
1:AA:908:C:O2'	1:AA:909:A:H5'	1.98	0.63
18:AS:78:GLU:OE1	18:AS:99:ARG:HG2	1.98	0.63
17:B2:85:LYS:HG3	17:B2:86:GLY:N	2.13	0.63
1:BA:1314:C:C2	1:BA:1339:G:N2	2.67	0.63
1:BA:2745:C:H4'	7:BH:142:GLY:O	1.97	0.63
7:BH:9:ILE:HD12	7:BH:49:VAL:HG21	1.79	0.63
11:BO:79:ARG:HD2	11:BO:110:TYR:HE1	1.64	0.63
15:BR:118:ARG:NH1	31:DA:1446:A:N6	2.46	0.63
1:BA:96:G:H4'	24:BW:48:HIS:CD2	2.33	0.63
31:CA:1002:G:H2'	31:CA:1003:G:H8	1.63	0.63
31:CA:313:A:H2'	31:CA:314:C:H6	1.63	0.63
52:CB:74:C:H5'	52:CB:75:G:OP2	1.99	0.63
38:CK:88:LYS:HB3	38:CK:89:PRO:HD2	1.80	0.63
33:DF:73:PRO:O	33:DF:76:VAL:HG22	1.98	0.63
34:DG:13:ARG:C	34:DG:15:GLU:N	2.46	0.63
43:DP:15:VAL:HG12	43:DP:45:VAL:HG22	1.81	0.63
1:AA:1056:G:N2	1:AA:1103:A:C6	2.66	0.63
1:AA:2371:G:C4'	28:A6:45:LYS:HG2	2.25	0.63
1:AA:845:G:H8	1:AA:845:G:OP2	1.82	0.63
9:AM:57:ALA:O	9:AM:58:ASP:CG	2.37	0.63
12:AP:79:LEU:O	12:AP:81:VAL:N	2.32	0.63
28:B6:44:ARG:O	28:B6:45:LYS:HD2	1.98	0.63
1:BA:1607:C:H4'	1:BA:1608:A:O5'	1.97	0.63
1:BA:2219:G:C2'	1:BA:2224:G:H5'	2.28	0.63
11:BO:85:LEU:HA	11:BO:88:LEU:HB3	1.80	0.63
12:BP:84:GLY:O	12:BP:85:LYS:HB2	1.98	0.63
21:BV:128:VAL:HG23	21:BV:160:GLY:HA3	1.79	0.63
21:BV:131:ARG:HD2	21:BV:131:ARG:H	1.64	0.63

Continued on next page...

Continued from previous page...

Atom-1	Atom-2	Interatomic distance (Å)	Clash overlap (Å)
31:CA:1366:C:H2'	31:CA:1367:C:H6	1.63	0.63
31:CA:723:U:O2	31:CA:723:U:H2'	1.98	0.63
31:CA:960:U:O2	31:CA:960:U:H2'	1.98	0.63
31:DA:1292:U:H2'	31:DA:1293:G:H8	1.60	0.63
31:DA:1301:U:O2	31:DA:1301:U:H2'	1.98	0.63
31:DA:632:A:OP2	31:DA:632:A:H8	1.81	0.63
52:DB:44:G:C2'	52:DB:45:U:H5'	2.29	0.63
35:DH:77:PRO:HG2	35:DH:142:LEU:HD22	1.80	0.63
31:DA:376:G:C5'	46:DS:5:ARG:HD3	2.22	0.63
26:A4:34:GLU:HG2	26:A4:35:VAL:H	1.64	0.63
1:AA:1138:G:H21	9:AM:106:MET:CE	2.10	0.63
1:AA:1021:A:H61	1:AA:1142(A):A:H61	1.47	0.63
1:AA:1204:A:N1	1:AA:1241:A:H2	1.97	0.63
1:AA:2019:A:H2'	1:AA:2020:A:O5'	1.98	0.63
1:AA:822:U:O2'	1:AA:823:G:H5'	1.99	0.63
1:AA:2590:A:OP2	3:AD:237:GLU:HB3	1.99	0.63
8:AK:120:ILE:HD11	8:AK:126:TYR:CZ	2.33	0.63
18:AS:70:TYR:H	18:AS:70:TYR:HD2	1.45	0.63
1:BA:2261:C:C6	22:B3:16:SER:HB3	2.33	0.63
1:BA:1045:A:O2'	1:BA:1047:G:O4'	2.16	0.63
1:BA:2872:G:N9	1:BA:2873:A:C2	2.67	0.63
1:BA:84:A:H61	1:BA:102:G:C2'	2.10	0.63
3:BD:35:LYS:CE	3:BD:104:TYR:HD1	2.11	0.63
7:BH:68:THR:O	7:BH:72:ILE:HG13	1.98	0.63
10:BN:68:GLU:HB3	10:BN:78:ARG:NH1	2.13	0.63
31:CA:255:G:H1'	47:CT:16:GLN:NE2	2.12	0.63
31:CA:89:U:O2'	31:CA:90:C:O4'	2.16	0.63
53:CC:68:C:C2'	53:CC:69:C:H5'	2.29	0.63
33:CF:67:THR:HG23	33:CF:102:ASN:HB2	1.81	0.63
49:CV:41:VAL:HG12	49:CV:45:VAL:N	2.14	0.63
31:DA:1239:A:H4'	31:DA:1240:U:H5''	1.80	0.63
31:DA:973:G:H1'	40:DM:55:LYS:HE2	1.81	0.63
53:DC:18:C:O2'	53:DC:19:G:H5''	1.99	0.63
53:DD:13:C:O2'	53:DD:14:A:OP2	2.16	0.63
35:DH:90:VAL:O	35:DH:120:THR:HA	1.99	0.63
1:AA:1062:G:OP1	1:AA:1070:A:H4'	1.99	0.63
1:AA:1299:G:H3'	1:AA:1639:U:O4	1.99	0.63
4:AE:35:GLN:NE2	4:AE:37:ARG:HD2	2.13	0.63
1:AA:2562:U:O2'	10:AN:23:ARG:NH1	2.30	0.63
1:AA:245:G:O3'	11:AO:70:GLN:O	2.16	0.63
12:AP:30:GLY:CA	12:AP:107:ALA:HB2	2.28	0.63

Continued on next page...

Continued from previous page...

Atom-1	Atom-2	Interatomic distance (Å)	Clash overlap (Å)
19:AT:53:LYS:HG2	19:AT:54:VAL:N	2.13	0.63
17:B2:49:THR:HB	17:B2:50:PRO:HD3	1.79	0.63
1:BA:1188:U:H4'	17:B2:79:VAL:HG21	1.81	0.63
1:BA:1005:C:H1'	1:BA:1143:A:N1	2.14	0.63
1:BA:2015:A:O4'	27:B5:2:ALA:CA	2.45	0.63
1:BA:2572:A:OP1	1:BA:2574:G:O2'	2.17	0.63
1:BA:529:A:H4'	1:BA:530:G:H5'	1.79	0.63
6:BG:109:VAL:HG13	26:B4:33:VAL:HG11	1.81	0.63
7:BH:152:ARG:CD	7:BH:153:LYS:H	2.12	0.63
12:BP:75:THR:CG2	12:BP:87:LYS:CE	2.60	0.63
31:CA:1132:C:O2'	31:CA:1133:G:H5'	1.99	0.63
31:CA:958:A:C6	31:CA:959:A:C6	2.86	0.63
33:CF:58:GLU:HB2	33:CF:65:ALA:CB	2.29	0.63
38:CK:95:VAL:HG12	38:CK:99:GLU:HB2	1.81	0.63
31:DA:1378:C:H5	31:DA:1379:G:C4	2.16	0.63
31:DA:342:C:H2'	31:DA:343:U:H5'	1.81	0.63
31:DA:373:A:N3	31:DA:374:A:C8	2.66	0.63
36:DI:35:ALA:HB2	36:DI:67:MET:HB3	1.80	0.63
37:DJ:23:VAL:HG13	37:DJ:43:PHE:HE2	1.62	0.63
50:DW:69:GLY:O	50:DW:73:HIS:CD2	2.52	0.63
16:A1:108:GLU:OE1	16:A1:112:ARG:NH1	2.32	0.63
1:AA:2344:U:O2'	28:A6:37:ARG:HG2	1.98	0.63
1:AA:1177:A:H4'	1:AA:1178:C:H5''	1.81	0.63
1:AA:2311:A:N3	6:AG:80:PHE:HE1	1.95	0.63
1:AA:71:A:H2	19:AT:31:HIS:CE1	2.15	0.63
1:AA:900:A:H3'	1:AA:901:A:H8	1.62	0.63
5:AF:64:ILE:O	5:AF:65:TRP:CD1	2.51	0.63
7:AH:9:ILE:N	7:AH:9:ILE:HD12	2.14	0.63
8:AK:10:GLU:O	8:AK:11:ASN:HB2	1.98	0.63
12:AP:84:GLY:O	12:AP:85:LYS:HB2	1.98	0.63
25:AX:39:ASP:OD2	25:AX:44:ARG:NH2	2.32	0.63
1:AA:851:U:H5'	25:AX:46:ASN:ND2	2.14	0.63
13:B0:87:TYR:CE1	13:B0:117:VAL:HG12	2.34	0.63
1:BA:2251:G:C2	53:DC:77:A:N6	2.67	0.63
1:BA:2306:C:H3'	1:BA:2307:G:C5'	2.22	0.63
1:BA:2475:C:H5'	1:BA:2476:A:OP2	1.98	0.63
1:BA:330:A:H2	1:BA:1210:A:O2'	1.82	0.63
4:BE:105:THR:HG21	4:BE:164:ARG:HE	1.62	0.63
4:BE:79:ARG:HG3	4:BE:79:ARG:HH11	1.63	0.63
5:BF:4:VAL:CG1	5:BF:17:ARG:HE	2.12	0.63
9:BM:29:LYS:HE2	9:BM:29:LYS:HA	1.81	0.63

Continued on next page...

Continued from previous page...

Atom-1	Atom-2	Interatomic distance (Å)	Clash overlap (Å)
15:BR:3:ARG:HG2	15:BR:6:LEU:H	1.64	0.63
23:BZ:91:LYS:HZ3	23:BZ:91:LYS:HB2	1.62	0.63
31:CA:558:G:C4	31:CA:559:A:C2	2.87	0.63
31:CA:78:G:H1	31:CA:91:C:N4	1.97	0.63
31:CA:1342:C:H4'	39:CL:125:TYR:HB3	1.81	0.63
39:CL:97:LYS:HB3	39:CL:98:PRO:HD3	1.80	0.63
43:CP:67:GLU:HG2	43:CP:71:ARG:NH2	2.13	0.63
46:CS:17:TYR:HE1	46:CS:41:PRO:HG3	1.63	0.63
31:DA:1442:G:C2'	31:DA:1443:G:O5'	2.47	0.63
53:DD:22:A:H2'	53:DD:47:G:C6	2.34	0.63
16:A1:110:VAL:O	16:A1:113:ALA:HB3	1.99	0.63
28:A6:30:THR:HA	28:A6:32:ASN:N	2.14	0.63
1:AA:2035:G:H4'	1:AA:2036:C:OP2	1.97	0.63
1:AA:2351:G:HO2'	1:AA:2352:A:H8	1.47	0.63
1:AA:270(L):U:H2'	1:AA:270(L):U:O2	1.99	0.63
1:AA:782:A:H5'	1:AA:783:A:C2	2.34	0.63
4:AE:51:PHE:HD1	4:AE:52:LEU:HG	1.63	0.63
10:AN:76:ALA:HB3	15:AR:75:ILE:HD13	1.81	0.63
11:AO:61:ARG:O	11:AO:62:LEU:CD2	2.45	0.63
1:BA:1000:A:C6	1:BA:1001:A:N1	2.67	0.63
1:BA:660:G:N2	11:BO:12:ALA:HA	2.13	0.63
15:BR:57:PHE:HD2	15:BR:79:HIS:HD1	1.46	0.63
31:CA:1157:A:O2'	31:CA:1158:C:C2	2.49	0.63
31:CA:1193:G:C2'	31:CA:1194:U:H5'	2.28	0.63
39:CL:52:ALA:C	39:CL:95:LYS:HZ1	2.01	0.63
31:CA:192:U:C4'	50:CW:103:GLY:HA2	2.28	0.63
31:DA:1052:U:H5''	31:DA:1053:G:OP2	1.98	0.63
32:DE:231:GLU:HB3	32:DE:232:PRO:HD2	1.80	0.63
37:DJ:79:ARG:HG2	37:DJ:84:ASN:ND2	2.12	0.63
41:DN:29:ILE:HG22	41:DN:44:SER:CB	2.28	0.63
42:DO:26:ALA:O	42:DO:27:LEU:HD13	1.98	0.63
42:DO:49:ASN:N	42:DO:49:ASN:ND2	2.46	0.63
43:DP:81:LEU:HD13	43:DP:88:ARG:HH11	1.63	0.63
49:DV:28:LYS:HZ2	49:DV:29:ARG:HG2	1.63	0.63
16:A1:90:VAL:HG12	16:A1:91:ASP:HA	1.80	0.62
26:A4:16:CYS:HB2	26:A4:36:CYS:N	2.02	0.62
1:AA:1019:U:H3	1:AA:1142(A):A:N6	1.90	0.62
1:AA:1204:A:H2	1:AA:1241:A:N1	1.97	0.62
1:AA:1729:A:C8	1:AA:1731:G:C8	2.87	0.62
1:AA:676:A:N1	1:AA:802:A:N1	2.47	0.62
4:AE:203:LYS:HD2	4:AE:203:LYS:O	1.99	0.62

Continued on next page...

Continued from previous page...

Atom-1	Atom-2	Interatomic distance (Å)	Clash overlap (Å)
4:AE:78:LEU:CG	4:AE:79:ARG:N	2.62	0.62
1:AA:2636:U:H4'	4:AE:80:GLU:OE1	1.97	0.62
7:AH:153:LYS:HB3	7:AH:154:PRO:HD2	1.80	0.62
8:AK:5:LEU:HD23	8:AK:36:ALA:HB2	1.80	0.62
12:AP:63:LYS:HG2	12:AP:64:ILE:N	2.14	0.62
25:AX:31:LEU:O	25:AX:32:GLN:HB2	1.98	0.62
1:BA:148:C:C5'	1:BA:148:C:H6	2.11	0.62
1:BA:2167:U:H6	1:BA:2167:U:P	2.22	0.62
1:BA:2068:U:N3	1:BA:2430:A:C2	2.46	0.62
1:BA:912:C:C2	1:BA:913:U:C5	2.87	0.62
2:BB:89:G:H8	2:BB:89:G:OP2	1.82	0.62
2:BB:90:C:H5'	12:BP:18:LYS:HA	1.81	0.62
3:BD:108:PRO:HG2	3:BD:111:LEU:HB2	1.81	0.62
4:BE:131:ALA:O	4:BE:132:HIS:HB3	2.00	0.62
6:BG:60:LEU:O	6:BG:64:THR:HG22	1.99	0.62
8:BK:143:SER:O	8:BK:144:VAL:HB	1.99	0.62
9:BM:71:ILE:HD12	9:BM:71:ILE:O	1.99	0.62
14:BQ:24:LEU:H	14:BQ:24:LEU:HD22	1.64	0.62
20:BU:98:VAL:HG13	20:BU:99:CYS:H	1.64	0.62
31:CA:1301:U:H2'	31:CA:1302:U:H5'	1.79	0.62
31:CA:1497:G:C2'	31:CA:1498:U:H5'	2.27	0.62
10:AN:97:ARG:NH1	31:CA:339:C:OP2	2.32	0.62
31:CA:711:G:O2'	31:CA:712:A:H5'	1.99	0.62
31:CA:923:A:OP1	35:CH:21:ALA:HB2	1.99	0.62
52:CB:85:C:H2'	52:CB:86:C:H5'	1.80	0.62
46:CS:45:THR:HG22	46:CS:47:ASP:H	1.64	0.62
31:DA:1200:C:O2	31:DA:1200:C:H2'	1.98	0.62
31:DA:250:A:H4'	31:DA:251:G:O5'	1.99	0.62
32:DE:71:VAL:HG11	32:DE:97:TRP:CD1	2.34	0.62
34:DG:122:ARG:HH21	34:DG:134:ASP:HB3	1.62	0.62
35:DH:55:VAL:O	35:DH:58:ALA:HB3	1.99	0.62
39:DL:79:LEU:HD13	39:DL:83:ARG:HD2	1.80	0.62
41:DN:105:VAL:O	41:DN:105:VAL:HG23	1.99	0.62
44:DQ:15:LYS:NZ	44:DQ:15:LYS:HB3	2.14	0.62
1:AA:2331:G:O4'	22:A3:42:GLY:HA3	1.99	0.62
1:AA:1494:A:H2'	1:AA:1495:A:C8	2.34	0.62
1:AA:2171:A:H2'	1:AA:2172:U:H6	1.63	0.62
1:AA:314:A:H2'	1:AA:315:G:H5'	1.80	0.62
1:AA:654(R):C:H2'	1:AA:654(S):G:H5'	1.79	0.62
3:AD:131:LEU:HB2	3:AD:136:ILE:CD1	2.28	0.62
4:AE:105:THR:HG21	4:AE:164:ARG:CZ	2.28	0.62

Continued on next page...

Continued from previous page...

Atom-1	Atom-2	Interatomic distance (Å)	Clash overlap (Å)
7:AH:122:THR:HG22	7:AH:134:SER:HB2	1.81	0.62
12:AP:19:GLY:HA3	12:AP:98:LYS:HZ2	1.63	0.62
17:B2:37:VAL:HG21	17:B2:57:VAL:HG13	1.81	0.62
1:BA:1298:C:H5'	1:BA:1299:G:OP2	2.00	0.62
1:BA:2720:U:N3	1:BA:2873:A:C2	2.67	0.62
2:BB:17:C:H2'	2:BB:18:G:O4'	1.98	0.62
1:BA:637:A:P	11:BO:116:GLY:HA2	2.39	0.62
12:BP:87:LYS:O	12:BP:88:GLY:C	2.37	0.62
23:BZ:4:VAL:HG11	23:BZ:11:ARG:NH1	2.14	0.62
31:CA:51:A:OP2	31:CA:52:G:H8	1.80	0.62
31:CA:827:U:O2	31:CA:827:U:O5'	2.16	0.62
31:CA:1061:G:OP2	33:CF:2:GLY:O	2.18	0.62
41:CN:91:ARG:HH11	41:CN:91:ARG:CG	2.12	0.62
49:CV:40:ILE:HG22	49:CV:69:HIS:O	1.99	0.62
31:DA:1128:C:H1'	31:DA:1146:A:H61	1.64	0.62
31:DA:156:G:H1	31:DA:165:C:H42	1.47	0.62
31:DA:255:G:O6	31:DA:270:A:N6	2.32	0.62
31:DA:452:A:H2'	31:DA:453:A:C8	2.34	0.62
53:DC:1:C:H2'	53:DC:2:G:OP2	1.99	0.62
39:DL:21:PRO:HA	39:DL:59:PHE:HA	1.79	0.62
1:AA:1060:U:H4'	1:AA:1061:U:O5'	1.98	0.62
1:AA:1299:G:C5	1:AA:1639:U:C5	2.87	0.62
1:AA:1408:C:C2	1:AA:1595:G:N2	2.68	0.62
1:AA:2119:A:N6	1:AA:2170:A:N6	2.47	0.62
1:AA:2593:U:H2'	1:AA:2594:C:H6	1.63	0.62
1:AA:2779:U:O2	1:AA:2779:U:O4'	2.14	0.62
1:AA:2862:G:H2'	1:AA:2863:C:H6	1.63	0.62
1:AA:852:G:H2'	1:AA:853:G:C8	2.34	0.62
2:AB:71:C:H2'	2:AB:72:G:C8	2.32	0.62
3:AD:53:PHE:HB3	3:AD:218:ARG:O	2.00	0.62
4:AE:36:ARG:NH1	4:AE:85:ASN:OD1	2.32	0.62
11:AO:15:ARG:NH1	11:AO:15:ARG:CG	2.39	0.62
11:AO:65:ARG:NH1	11:AO:65:ARG:CG	2.58	0.62
14:AQ:110:LEU:HA	14:AQ:112:PHE:CE1	2.34	0.62
15:AR:107:ASP:H	15:AR:110:ILE:CG2	2.11	0.62
1:AA:494:G:H21	18:AS:57:ASN:HD21	1.47	0.62
1:BA:234:C:H2'	1:BA:235:U:H6	1.63	0.62
1:BA:997:G:O2'	1:BA:998:C:H5'	1.98	0.62
5:BF:178:PRO:HG2	5:BF:179:GLU:OE1	1.98	0.62
11:BO:75:ILE:H	11:BO:75:ILE:HD13	1.64	0.62
14:BQ:59:LYS:CD	14:BQ:60:GLY:H	2.04	0.62

Continued on next page...

Continued from previous page...

Atom-1	Atom-2	Interatomic distance (Å)	Clash overlap (Å)
21:BV:115:GLY:H	21:BV:177:PRO:HG2	1.64	0.62
46:CS:19:ILE:HG22	46:CS:36:ILE:HG13	1.82	0.62
38:DK:51:VAL:HG11	38:DK:60:ARG:HB2	1.81	0.62
50:DW:49:ALA:HB2	50:DW:92:LEU:HD22	1.81	0.62
26:A4:56:VAL:HG12	26:A4:60:GLN:HG3	1.82	0.62
27:A5:3:LYS:HA	27:A5:3:LYS:HE3	1.82	0.62
30:A8:22:VAL:HB	30:A8:53:PRO:HB3	1.79	0.62
1:AA:1055:G:H1	1:AA:1104:C:H42	1.47	0.62
1:AA:1077:A:OP1	1:AA:1077:A:H4'	1.99	0.62
1:AA:1728:G:H3'	1:AA:1729:A:H5''	1.81	0.62
1:AA:2321:G:H5''	1:AA:2322:A:OP2	2.00	0.62
1:AA:2345:G:H1'	1:AA:2382:G:H5'	1.80	0.62
1:AA:574:C:N3	4:AE:145:LYS:NZ	2.40	0.62
1:AA:602:G:O2'	1:AA:655:A:N6	2.31	0.62
1:AA:751:A:H5'	18:AS:90:ARG:HA	1.80	0.62
1:AA:851:U:H5'	25:AX:46:ASN:HD21	1.65	0.62
3:AD:166:GLN:NE2	3:AD:166:GLN:HA	2.14	0.62
4:AE:27:LEU:HD13	15:AR:1:MET:CE	2.30	0.62
9:AM:137:LYS:CG	9:AM:138:LEU:H	2.11	0.62
1:AA:2376:A:N1	14:AQ:87:PHE:CD2	2.68	0.62
1:BA:2274:A:N1	1:BA:2276:G:H1'	2.14	0.62
1:BA:993:G:C1'	17:B2:87:HIS:HE1	2.12	0.62
3:BD:44:ASN:N	3:BD:44:ASN:OD1	2.32	0.62
31:CA:688:G:H2'	31:CA:689:C:H6	1.65	0.62
53:CC:18:C:O2'	53:CC:19:G:OP1	2.17	0.62
52:DB:15:A:C2	52:DB:21:A:N6	2.68	0.62
34:DG:13:ARG:O	34:DG:15:GLU:HG2	1.99	0.62
31:DA:939:G:H5''	37:DJ:102:ARG:NH2	2.14	0.62
1:AA:1290:C:H2'	1:AA:1291:C:C6	2.35	0.62
1:AA:1515:C:H2'	1:AA:1516:U:H6	1.63	0.62
1:AA:2094:G:C2'	1:AA:2095:C:H5'	2.30	0.62
12:AP:136:ALA:HB2	21:AV:52:SER:HB2	1.82	0.62
1:BA:1019:U:O2'	1:BA:1021:A:H2	1.83	0.62
1:BA:1436:G:O2'	1:BA:1477:A:H4'	2.00	0.62
1:BA:993:G:H1'	17:B2:87:HIS:HE1	1.64	0.62
2:BB:1:U:O4	2:BB:119:A:N1	2.33	0.62
6:BG:102:PHE:HE2	6:BG:141:PHE:CE1	2.18	0.62
12:BP:32:TYR:HH	12:BP:111:GLU:CB	2.12	0.62
18:BS:65:LEU:HD13	18:BS:68:ARG:CD	2.29	0.62
31:CA:791:G:N1	31:CA:792:A:N6	2.47	0.62
52:CB:52:U:H2'	52:CB:53:A:O4'	1.98	0.62

Continued on next page...

Continued from previous page...

Atom-1	Atom-2	Interatomic distance (Å)	Clash overlap (Å)
31:DA:1127:G:N2	31:DA:1144:G:H22	1.97	0.62
31:DA:1129:C:H4'	31:DA:1130:A:H5'	1.80	0.62
31:DA:1227:A:OP1	49:DV:80:TYR:OH	2.10	0.62
31:DA:422:C:O2'	31:DA:423:G:C2	2.49	0.62
31:DA:842:C:H4'	31:DA:848:C:O2	2.00	0.62
46:DS:72:ARG:HD2	46:DS:73:LEU:HD23	1.80	0.62
48:DU:22:VAL:HG22	48:DU:23:LYS:H	1.63	0.62
48:DU:31:LEU:HD23	48:DU:31:LEU:H	1.62	0.62
9:AM:40:PRO:HB3	16:A1:68:ALA:HB2	1.82	0.62
27:A5:49:CYS:SG	27:A5:60:VAL:HG23	2.39	0.62
1:AA:1464:C:HO2'	1:AA:1528:A:H8	1.45	0.62
1:AA:1795:C:H2'	1:AA:1796:U:H6	1.64	0.62
1:AA:2012:G:OP1	18:AS:11:ARG:NH2	2.25	0.62
1:AA:673:C:H4'	5:AF:82:ILE:HG12	1.82	0.62
7:AH:169:VAL:HG13	7:AH:170:ARG:N	2.13	0.62
8:AK:77:LEU:O	8:AK:77:LEU:HD12	2.00	0.62
11:AO:59:LEU:HD23	11:AO:59:LEU:O	1.99	0.62
1:BA:1075:C:H2'	1:BA:1076:C:C6	2.35	0.62
1:BA:1005:C:N1	1:BA:1143:A:C2	2.67	0.62
1:BA:2564:A:OP1	1:BA:2648:C:H4'	1.99	0.62
1:BA:2786:U:H4'	4:BE:64:LYS:C	2.19	0.62
6:BG:109:VAL:HG11	6:BG:142:PRO:HD3	1.82	0.62
11:BO:16:ARG:HG3	11:BO:16:ARG:NH1	2.15	0.62
11:BO:79:ARG:CD	11:BO:110:TYR:HE1	2.12	0.62
11:BO:96:THR:CB	11:BO:97:PRO:CD	2.78	0.62
19:BT:21:PHE:CZ	19:BT:92:LEU:HD22	2.35	0.62
20:BU:17:SER:HB2	20:BU:71:LYS:HE2	1.81	0.62
31:CA:1450:U:O2'	31:CA:1451:A:C8	2.53	0.62
52:CB:14:A:H61	52:CB:21:A:N6	1.97	0.62
53:CD:22:A:C2	53:CD:47:G:H2'	2.34	0.62
34:CG:96:LEU:HD12	34:CG:139:ARG:NH1	2.14	0.62
49:CV:24:ALA:C	49:CV:26:GLY:H	2.03	0.62
49:CV:30:LEU:CD1	49:CV:30:LEU:H	2.13	0.62
32:DE:102:LEU:HD23	32:DE:182:ILE:HD12	1.82	0.62
33:DF:39:ILE:HG21	33:DF:57:ILE:HD11	1.81	0.62
33:DF:90:GLU:O	33:DF:93:LYS:HB3	1.98	0.62
1:AA:1537:C:H2'	1:AA:1538:G:O4'	2.00	0.62
1:AA:1566:A:O2'	1:AA:1567:A:H5'	1.99	0.62
1:AA:1568:G:H21	3:AD:58:HIS:CE1	2.16	0.62
1:AA:1597:A:C5'	1:AA:1598:C:OP1	2.47	0.62
1:AA:754:C:H2'	1:AA:755:C:C6	2.34	0.62

Continued on next page...

Continued from previous page...

Atom-1	Atom-2	Interatomic distance (Å)	Clash overlap (Å)
3:AD:44:ASN:ND2	3:AD:44:ASN:H	1.94	0.62
5:AF:24:LEU:HD23	5:AF:115:ALA:HA	1.82	0.62
9:AM:65:LYS:HB2	9:AM:69:GLN:HG3	1.80	0.62
21:AV:23:LYS:HD3	21:AV:40:ASP:HA	1.82	0.62
1:BA:1005:C:H2'	1:BA:1006:C:H6	1.64	0.62
1:BA:1062:G:N2	1:BA:1077:A:H1'	2.14	0.62
1:BA:1149:G:H2'	1:BA:1150:C:C6	2.35	0.62
1:BA:1964:G:H4'	1:BA:1965:C:OP2	1.99	0.62
2:BB:10:C:C4	2:BB:11:C:C5	2.87	0.62
3:BD:27:THR:HG23	3:BD:28:GLU:N	2.15	0.62
14:BQ:84:GLN:HA	14:BQ:110:LEU:H	1.63	0.62
15:BR:13:ARG:H	15:BR:13:ARG:CD	2.10	0.62
1:BA:85:G:OP1	20:BU:30:VAL:HG21	1.98	0.62
20:BU:50:ARG:O	20:BU:53:PRO:HD3	1.99	0.62
20:BU:81:LYS:HB3	20:BU:82:PRO:HD2	1.80	0.62
31:CA:195:A:N7	31:CA:196:A:C6	2.68	0.62
31:CA:524:G:H2'	31:CA:525:C:C6	2.34	0.62
31:CA:575:G:H4'	31:CA:576:G:OP1	2.00	0.62
31:CA:76:G:C6	31:CA:77:C:C2	2.88	0.62
31:CA:953:G:H2'	31:CA:954:G:O4'	2.00	0.62
31:DA:323:U:O3'	50:DW:22:ARG:HD3	1.99	0.62
53:DD:9:G:O3'	53:DD:46:G:O2'	2.17	0.62
37:DJ:72:ARG:HB2	37:DJ:142:GLU:OE2	2.00	0.62
31:DA:973:G:C4	40:DM:55:LYS:HE2	2.34	0.62
43:DP:92:HIS:CE1	43:DP:98:VAL:HG21	2.35	0.62
17:A2:38:LEU:O	17:A2:51:VAL:HG13	2.00	0.62
1:AA:2771:C:H2'	1:AA:2772:C:H6	1.65	0.62
1:AA:302:C:H2'	1:AA:303:U:C6	2.34	0.62
4:AE:50:GLY:CA	4:AE:77:ILE:HA	2.25	0.62
1:AA:2467:C:H4'	12:AP:123:HIS:CD2	2.35	0.62
15:AR:108:ARG:HG3	15:AR:109:GLU:N	2.13	0.62
28:B6:27:LYS:HZ3	28:B6:27:LYS:HB3	1.63	0.62
1:BA:2185:C:H2'	1:BA:2186:G:C8	2.35	0.62
3:BD:35:LYS:CD	3:BD:64:ILE:N	2.62	0.62
7:BH:6:ARG:HB2	7:BH:66:GLY:HA2	1.82	0.62
10:BN:120:GLU:OE1	10:BN:122:LEU:HD21	2.00	0.62
31:CA:933:G:O6	37:CJ:3:ARG:NH2	2.32	0.62
53:CD:9:G:O2'	53:CD:10:G:C8	2.52	0.62
32:CE:158:LEU:O	32:CE:158:LEU:HD12	1.99	0.62
32:CE:204:ASN:HD22	32:CE:205:ASP:N	1.97	0.62
31:CA:1190:G:H5'	33:CF:176:HIS:HE1	1.62	0.62

Continued on next page...

Continued from previous page...

Atom-1	Atom-2	Interatomic distance (Å)	Clash overlap (Å)
39:CL:99:LEU:HB3	39:CL:101:PHE:CD1	2.35	0.62
31:DA:1298:C:H4'	31:DA:1299:A:C8	2.35	0.62
31:DA:971:G:N2	31:DA:1363:A:OP2	2.33	0.62
50:DW:25:ARG:HG3	50:DW:25:ARG:HH11	1.63	0.62
1:AA:2015:A:H1'	27:A5:2:ALA:N	2.11	0.62
1:AA:2700:C:C2'	1:AA:2701:C:H5'	2.30	0.62
1:AA:340:A:H2'	1:AA:341:G:O4'	1.99	0.62
1:AA:478:A:C6	1:AA:480:A:C6	2.87	0.62
1:AA:529:A:H8	1:AA:530:G:C6	2.18	0.62
3:AD:28:GLU:HB3	3:AD:29:PRO:HD3	1.82	0.62
8:AK:6:LEU:HD13	8:AK:36:ALA:HA	1.79	0.62
11:AO:122:PRO:HB3	11:AO:141:ALA:HB1	1.81	0.62
23:AZ:85:LEU:O	23:AZ:86:SER:C	2.37	0.62
1:BA:2420:C:C5	30:B8:31:HIS:O	2.51	0.62
1:BA:1244:G:C2'	1:BA:1245:G:H5'	2.30	0.62
1:BA:2261:C:O2'	1:BA:2262:U:H5'	1.99	0.62
1:BA:486:C:H4'	18:BS:60:ASN:HD21	1.63	0.62
3:BD:35:LYS:HG2	3:BD:64:ILE:HG23	1.80	0.62
9:BM:47:ALA:C	9:BM:49:GLY:H	2.02	0.62
12:BP:2:LEU:CD1	12:BP:69:PHE:HE1	2.13	0.62
18:BS:75:TYR:CZ	18:BS:104:THR:HG21	2.35	0.62
20:BU:29:GLU:HB2	20:BU:38:ILE:HD12	1.82	0.62
20:BU:60:PHE:N	20:BU:60:PHE:CD2	2.64	0.62
32:CE:201:ILE:HG21	32:CE:214:ILE:HG21	1.80	0.62
33:CF:108:ASN:ND2	33:CF:144:SER:OG	2.33	0.62
33:CF:81:GLY:O	33:CF:85:ARG:HB2	2.00	0.62
37:CJ:113:GLU:OE2	37:CJ:122:HIS:ND1	2.24	0.62
41:CN:86:GLY:N	41:CN:112:THR:OG1	2.21	0.62
50:CW:30:LYS:NZ	50:CW:80:ARG:HH12	1.98	0.62
31:DA:909:A:H2'	31:DA:910:C:O4'	2.00	0.62
34:DG:8:VAL:O	34:DG:11:LEU:N	2.31	0.62
39:DL:63:ILE:HD11	39:DL:81:ILE:HD11	1.82	0.62
1:AA:1344:G:H4'	1:AA:1384:A:C5	2.34	0.62
1:AA:1348:G:H2'	1:AA:1349:A:H5''	1.82	0.62
1:AA:1771:C:HO2'	1:AA:1786:A:H8	1.48	0.62
1:AA:2133:G:N3	1:AA:2158:A:N6	2.47	0.62
1:AA:2169:A:OP1	1:AA:2169:A:N3	2.33	0.62
1:AA:2377:A:H2'	1:AA:2378:A:C8	2.35	0.62
1:AA:2468:G:H2'	1:AA:2476:A:C5	2.35	0.62
1:AA:2771:C:H2'	1:AA:2772:C:C6	2.35	0.62
1:AA:580:C:H2'	1:AA:581:C:C6	2.34	0.62

Continued on next page...

Continued from previous page...

Atom-1	Atom-2	Interatomic distance (Å)	Clash overlap (Å)
1:AA:943:U:C2'	1:AA:944:G:H5'	2.30	0.62
2:AB:29:A:H2'	2:AB:30:C:O4'	2.00	0.62
1:AA:626:U:O4	11:AO:107:LYS:HD2	1.99	0.62
11:AO:120:ALA:HB1	11:AO:138:LEU:HB3	1.82	0.62
13:B0:51:LEU:HD22	13:B0:66:VAL:HG13	1.82	0.62
1:BA:2427:C:H5''	1:BA:2428:G:OP1	2.00	0.62
1:BA:2619:C:H2'	1:BA:2620:C:H6	1.65	0.62
1:BA:626:U:O2	11:BO:105:LEU:HB2	1.99	0.62
1:BA:1568:G:H21	3:BD:58:HIS:CE1	2.17	0.62
8:BK:73:GLU:HG3	8:BK:136:VAL:HG23	1.82	0.62
12:BP:19:GLY:HA3	12:BP:98:LYS:NZ	2.15	0.62
25:BX:7:LYS:HG3	25:BX:34:GLU:HG3	1.81	0.62
31:CA:1169:A:C6	31:CA:1170:A:C2	2.88	0.62
31:CA:260:G:H2'	31:CA:261:U:C6	2.35	0.62
31:CA:965:A:C2	31:CA:969:A:N1	2.68	0.62
33:CF:8:ILE:O	33:CF:11:ARG:N	2.33	0.62
31:CA:1524:C:OP1	41:CN:120:ARG:NH1	2.33	0.62
43:CP:15:VAL:HG23	43:CP:43:THR:O	1.99	0.62
31:DA:1128:C:O2'	31:DA:1129:C:P	2.58	0.62
31:DA:345:C:O2	31:DA:346:G:N2	2.33	0.62
31:DA:616:G:N3	31:DA:617:G:C8	2.68	0.62
34:DG:96:LEU:HD12	34:DG:139:ARG:CZ	2.29	0.62
39:DL:5:TYR:OH	39:DL:16:ARG:HG2	2.00	0.62
51:DX:9:ARG:HG3	51:DX:10:ARG:H	1.65	0.62
16:A1:50:ARG:HG2	16:A1:53:ARG:NH2	2.15	0.61
30:A8:34:TRP:CG	30:A8:35:GLN:N	2.68	0.61
5:AF:197:ASP:O	5:AF:198:ALA:HB3	1.98	0.61
8:AK:85:GLU:OE2	8:AK:85:GLU:HA	2.00	0.61
24:AW:47:ASN:O	24:AW:50:ILE:HG13	2.00	0.61
25:AX:19:GLN:HE22	25:AX:52:HIS:HE1	1.47	0.61
27:B5:16:ARG:CG	27:B5:16:ARG:HH11	1.96	0.61
30:B8:35:GLN:NE2	30:B8:35:GLN:O	2.32	0.61
1:BA:1047:G:C2'	1:BA:1110:G:H22	2.12	0.61
1:BA:1140:C:C1'	1:BA:1143:A:C8	2.83	0.61
1:BA:1531:C:H42	1:BA:1540:G:H1	1.47	0.61
1:BA:2287:A:C2	1:BA:2346:A:N1	2.68	0.61
1:BA:2552:U:H2'	1:BA:2554:U:H5''	1.82	0.61
1:BA:288:C:O2	1:BA:288:C:H2'	2.00	0.61
1:BA:993:G:C1'	17:B2:87:HIS:CE1	2.83	0.61
4:BE:44:TYR:CD1	4:BE:44:TYR:N	2.62	0.61
6:BG:43:LEU:HD12	6:BG:45:GLU:HG3	1.82	0.61

Continued on next page...

Continued from previous page...

Atom-1	Atom-2	Interatomic distance (Å)	Clash overlap (Å)
12:BP:77:LYS:HB3	12:BP:78:PRO:HD2	1.81	0.61
1:BA:329:G:O6	20:BU:19:LYS:HG2	1.99	0.61
20:BU:96:ILE:HD12	20:BU:98:VAL:CG1	2.29	0.61
31:CA:1060:C:O2'	40:CM:56:HIS:CD2	2.53	0.61
31:CA:313:A:H2'	31:CA:314:C:C6	2.35	0.61
31:CA:342:C:H2'	31:CA:343:U:O4'	2.00	0.61
53:CC:69:C:H2'	53:CC:70:C:C6	2.34	0.61
42:CO:8:VAL:HG13	47:CT:29:HIS:CD2	2.35	0.61
31:CA:1226:C:O2	49:CV:83:HIS:HE1	1.81	0.61
31:DA:114:U:H2'	31:DA:115:G:C8	2.35	0.61
31:DA:1497:G:C2'	31:DA:1498:U:H5'	2.29	0.61
31:DA:182:U:H5	31:DA:183:G:C4	2.17	0.61
31:DA:723:U:O2'	31:DA:724:G:OP1	2.13	0.61
41:DN:34:ASP:OD1	41:DN:38:ASN:HB2	2.00	0.61
49:DV:9:VAL:O	49:DV:10:PHE:CG	2.53	0.61
1:AA:1095:A:H2'	1:AA:1095:A:N3	2.13	0.61
1:AA:1187:G:H5''	17:A2:81:TYR:CE2	2.35	0.61
1:AA:1641:A:H2'	1:AA:1642:G:O4'	2.01	0.61
1:AA:1827:C:C2'	1:AA:1828:G:H5'	2.30	0.61
1:AA:2077:A:H2'	1:AA:2078:C:H6	1.64	0.61
1:AA:2099:U:H2'	1:AA:2099:U:O2	2.00	0.61
1:AA:2150:U:H2'	1:AA:2151:G:C8	2.34	0.61
1:AA:2168:G:N2	1:AA:2170:A:C8	2.68	0.61
1:AA:2272:U:H5''	1:AA:2273:A:OP1	1.99	0.61
1:AA:270(F):U:H2'	1:AA:270(G):C:C6	2.34	0.61
1:AA:889:C:H3'	1:AA:890:A:C4'	2.28	0.61
8:AK:101:LEU:CD2	8:AK:107:VAL:HB	2.30	0.61
12:AP:87:LYS:O	12:AP:88:GLY:C	2.38	0.61
16:B1:90:VAL:HG22	17:B2:39:LEU:HB3	1.81	0.61
1:BA:1027:A:N6	1:BA:1126:A:C4	2.68	0.61
1:BA:2303:G:H2'	1:BA:2304:G:H5'	1.82	0.61
5:BF:29:ASN:N	5:BF:112:MET:CE	2.63	0.61
5:BF:124:LEU:O	5:BF:126:VAL:HG13	2.00	0.61
6:BG:145:THR:O	6:BG:146:TYR:HB3	1.99	0.61
8:BK:78:THR:CB	8:BK:104:GLN:HE22	2.12	0.61
10:BN:49:ARG:HD3	10:BN:49:ARG:N	2.12	0.61
1:BA:2684:U:H1'	10:BN:70:LYS:HD3	1.81	0.61
11:BO:23:PRO:C	11:BO:25:SER:H	2.04	0.61
20:BU:94:LYS:O	20:BU:101:LYS:HB2	1.99	0.61
25:BX:5:LYS:HD3	25:BX:34:GLU:OE1	2.00	0.61
31:CA:192:U:H4'	50:CW:103:GLY:HA2	1.81	0.61

Continued on next page...

Continued from previous page...

Atom-1	Atom-2	Interatomic distance (Å)	Clash overlap (Å)
32:CE:233:SER:HB2	32:CE:234:PRO:HD2	1.82	0.61
32:CE:6:THR:OG1	32:CE:7:VAL:N	2.32	0.61
33:CF:126:ARG:HH11	33:CF:126:ARG:CG	2.13	0.61
31:CA:1318:A:H1'	49:CV:37:ARG:HH21	1.64	0.61
50:CW:49:ALA:HB1	50:CW:99:LEU:HB2	1.80	0.61
31:DA:652:U:O2'	31:DA:653:A:H5''	1.99	0.61
53:DC:73:A:N6	53:DC:74:A:N6	2.48	0.61
53:DD:39:A:H2'	53:DD:40:C:H5'	1.82	0.61
31:DA:1226:C:C5	43:DP:104:ARG:HB2	2.35	0.61
17:A2:76:LYS:HG3	17:A2:81:TYR:CD1	2.35	0.61
1:AA:1716:U:O2'	1:AA:1717:G:H5'	1.99	0.61
1:AA:1826:G:H4'	3:AD:242:ARG:NH2	2.16	0.61
1:AA:2648:C:H2'	1:AA:2649:U:H6	1.65	0.61
1:AA:2712:U:OP1	1:AA:2714:G:H4'	2.01	0.61
1:AA:2807:G:H3'	1:AA:2808:U:H5''	1.81	0.61
1:AA:2870:C:H5''	13:A0:65:LEU:HD21	1.83	0.61
9:AM:126:PRO:HB2	9:AM:127:ASP:OD1	2.00	0.61
12:AP:30:GLY:HA3	12:AP:107:ALA:HB2	1.80	0.61
14:AQ:101:LEU:HD12	14:AQ:101:LEU:O	2.00	0.61
14:AQ:88:ASP:CG	14:AQ:89:ARG:H	2.01	0.61
19:AT:49:VAL:HG12	19:AT:50:LYS:N	2.14	0.61
21:AV:103:ARG:HG3	21:AV:136:PHE:CD1	2.35	0.61
26:B4:33:VAL:O	26:B4:33:VAL:HG23	2.01	0.61
28:B6:48:VAL:O	28:B6:49:HIS:CB	2.36	0.61
30:B8:25:MET:O	30:B8:48:PHE:HE1	1.83	0.61
1:BA:1056:G:H4'	1:BA:1086:A:H1'	1.83	0.61
1:BA:1225:C:C4'	17:B2:85:LYS:HB3	2.30	0.61
1:BA:1606:G:H5''	1:BA:1607:C:OP1	2.00	0.61
1:BA:1887:C:C2'	1:BA:1888:G:H5''	2.30	0.61
1:BA:2531:A:C5'	7:BH:157:TYR:HE2	2.13	0.61
2:BB:45:A:N3	2:BB:45:A:H2'	2.13	0.61
11:BO:100:LEU:HD23	11:BO:112:LEU:HD11	1.82	0.61
12:BP:88:GLY:O	12:BP:89:ASN:HB2	2.00	0.61
15:BR:64:ARG:HB2	15:BR:73:GLU:HG2	1.82	0.61
15:BR:91:ARG:HD2	15:BR:124:ASP:OD1	2.00	0.61
1:BA:2213:U:H4'	23:BZ:52:ARG:NH2	2.15	0.61
31:CA:1182:G:H4'	31:CA:1183:A:C5'	2.25	0.61
31:CA:530:G:C4'	31:CA:531:U:OP2	2.47	0.61
31:CA:919:A:O2'	31:CA:920:U:H5'	2.00	0.61
32:CE:180:LEU:O	32:CE:181:PHE:HB2	2.00	0.61
32:CE:74:LYS:HD2	32:CE:166:ASP:HB2	1.82	0.61

Continued on next page...

Continued from previous page...

Atom-1	Atom-2	Interatomic distance (Å)	Clash overlap (Å)
33:CF:20:SER:HB2	33:CF:57:ILE:HB	1.81	0.61
26:A4:66:SER:OG	49:CV:9:VAL:HG21	1.99	0.61
31:DA:1149:C:O2'	31:DA:1280:A:N1	2.33	0.61
31:DA:527:G:H2'	31:DA:528:C:H5'	1.80	0.61
43:DP:39:ILE:HG22	43:DP:40:ASN:H	1.65	0.61
44:DQ:13:THR:N	44:DQ:14:PRO:CD	2.63	0.61
49:DV:9:VAL:HG11	49:DV:11:VAL:CG1	2.30	0.61
6:AG:173:LEU:HB3	6:AG:178:PHE:CD2	2.34	0.61
12:AP:58:PHE:HD1	12:AP:58:PHE:O	1.83	0.61
23:AZ:83:GLU:OE2	23:AZ:85:LEU:HB2	1.99	0.61
1:BA:2015:A:O4'	27:B5:2:ALA:HA	1.99	0.61
30:B8:30:ARG:O	30:B8:30:ARG:HG3	1.99	0.61
1:BA:1416:G:H2'	1:BA:1417:C:C6	2.36	0.61
1:BA:1444(A):A:H4'	1:BA:1460:A:H2'	1.81	0.61
1:BA:729:G:H2'	1:BA:1775:U:H1'	1.82	0.61
1:BA:588:U:H1'	5:BF:90:PHE:CB	2.31	0.61
7:BH:86:GLU:HA	7:BH:132:ARG:HB2	1.83	0.61
11:BO:59:LEU:HD23	11:BO:59:LEU:O	1.99	0.61
12:BP:133:ARG:HD3	12:BP:133:ARG:O	2.00	0.61
23:BZ:92:LYS:O	23:BZ:93:GLU:C	2.39	0.61
31:CA:1157:A:O2'	31:CA:1158:C:O2	2.17	0.61
31:CA:22:G:H2'	31:CA:23:C:C6	2.35	0.61
31:CA:973:G:H3'	31:CA:974:A:H5''	1.82	0.61
31:CA:96:G:H2'	31:CA:97:U:H5'	1.82	0.61
32:CE:87:ARG:NH1	32:CE:220:ASP:OD1	2.30	0.61
35:CH:76:ILE:HB	35:CH:77:PRO:HD2	1.82	0.61
39:CL:50:LEU:HD22	39:CL:55:ALA:HB3	1.81	0.61
52:DB:22:G:N2	52:DB:59:U:O4'	2.32	0.61
33:DF:14:ILE:HG12	33:DF:15:THR:N	2.15	0.61
38:DK:51:VAL:HG11	38:DK:60:ARG:HH11	1.63	0.61
40:DM:54:PHE:CZ	40:DM:55:LYS:NZ	2.66	0.61
13:A0:9:LYS:HA	13:A0:17:ARG:NE	2.15	0.61
1:AA:2296:U:OP2	14:AQ:9:ARG:NH1	2.32	0.61
3:AD:32:SER:O	3:AD:33:LEU:HB3	2.01	0.61
4:AE:55:ASN:HB2	4:AE:73:GLU:O	2.00	0.61
4:AE:68:ALA:HB3	4:AE:69:LYS:NZ	2.15	0.61
1:AA:2292:C:P	14:AQ:17:ARG:HH22	2.22	0.61
16:B1:91:ASP:OD2	16:B1:96:ALA:HB2	1.99	0.61
2:BB:83:G:N2	2:BB:93:C:N3	2.43	0.61
5:BF:5:ALA:HB1	5:BF:125:LEU:HD21	1.82	0.61
8:BK:5:LEU:HD12	8:BK:5:LEU:H	1.65	0.61

Continued on next page...

Continued from previous page...

Atom-1	Atom-2	Interatomic distance (Å)	Clash overlap (Å)
1:BA:598:G:H1'	11:BO:12:ALA:HB2	1.83	0.61
11:BO:19:VAL:HG23	11:BO:27:HIS:CG	2.35	0.61
11:BO:80:TYR:CD1	11:BO:111:ARG:CB	2.83	0.61
23:BZ:78:LYS:HE2	23:BZ:78:LYS:O	1.99	0.61
31:CA:1025:U:O2'	31:CA:1026:G:H8	1.83	0.61
52:CB:16:U:C2	52:CB:70:G:N2	2.69	0.61
32:CE:17:PHE:HD1	32:CE:17:PHE:O	1.83	0.61
37:CJ:102:ARG:O	37:CJ:106:GLN:HG3	2.01	0.61
31:CA:1374:A:O2'	37:CJ:28:ASN:HB3	2.00	0.61
45:CR:25:THR:HG21	45:CR:70:LEU:HB2	1.83	0.61
31:DA:1311:G:N2	31:DA:1327:C:C2	2.68	0.61
31:DA:1054:C:N4	52:DB:35:G:C8	2.68	0.61
53:DD:19:G:H1'	53:DD:59:A:C2	2.35	0.61
33:DF:58:GLU:HB2	33:DF:65:ALA:CB	2.30	0.61
34:DG:146:ILE:HD12	34:DG:146:ILE:H	1.64	0.61
31:DA:1226:C:OP2	43:DP:103:THR:HG21	1.99	0.61
28:A6:11:LEU:HD21	28:A6:51:GLU:HG3	1.82	0.61
1:AA:1188:U:C2'	1:AA:1189:A:H5'	2.30	0.61
1:AA:1386:C:H2'	1:AA:1387:C:H6	1.65	0.61
1:AA:1430:C:H2'	1:AA:1431:U:C6	2.36	0.61
1:AA:141:A:H8	1:AA:1595:G:H21	1.49	0.61
1:AA:2168:G:H2'	1:AA:2168:G:N3	2.16	0.61
1:AA:919:G:N2	1:AA:2269:A:OP2	2.33	0.61
12:AP:36:ALA:O	12:AP:99:PRO:HA	2.01	0.61
24:AW:50:ILE:CD1	24:AW:51:ARG:N	2.61	0.61
13:B0:21:TYR:CZ	13:B0:43:GLU:HG2	2.36	0.61
17:B2:87:HIS:O	17:B2:87:HIS:ND1	2.33	0.61
1:BA:1057:A:C2	1:BA:1081:U:N3	2.68	0.61
1:BA:2292:C:C2'	1:BA:2293:C:H5'	2.30	0.61
4:BE:47:VAL:CG1	4:BE:49:LEU:CD2	2.79	0.61
11:BO:81:GLN:OE1	11:BO:106:LEU:HA	2.01	0.61
15:BR:27:THR:HG23	15:BR:90:GLN:HB3	1.82	0.61
20:BU:47:LYS:HG2	20:BU:60:PHE:CD1	2.36	0.61
31:CA:1503:A:H5'	31:CA:1531:A:H1'	1.83	0.61
31:CA:232:G:C5	31:CA:233:C:C5	2.89	0.61
26:A4:56:VAL:HG22	49:CV:65:ASN:HA	1.82	0.61
31:DA:1320:C:O2	49:DV:72:GLY:HA3	2.00	0.61
31:DA:342:C:C2'	31:DA:343:U:H5'	2.30	0.61
32:DE:105:PHE:O	32:DE:109:SER:N	2.30	0.61
33:DF:16:ARG:NH1	33:DF:16:ARG:HB2	2.16	0.61
43:DP:49:THR:HB	43:DP:52:GLU:OE1	1.98	0.61

Continued on next page...

Continued from previous page...

Atom-1	Atom-2	Interatomic distance (Å)	Clash overlap (Å)
30:A8:26:LYS:HB3	30:A8:44:LYS:HG3	1.83	0.61
1:AA:1204:A:C2	1:AA:1241:A:N1	2.69	0.61
1:AA:507:A:H5''	1:AA:508:G:H5'	1.81	0.61
1:AA:581:C:H2'	1:AA:582:G:C8	2.36	0.61
3:AD:32:SER:HA	3:AD:36:PRO:HD2	1.82	0.61
17:B2:44:LYS:HG3	17:B2:45:THR:N	2.16	0.61
28:B6:41:PRO:HD2	28:B6:46:HIS:H	1.66	0.61
1:BA:1088:A:H4'	1:BA:1089:G:C8	2.34	0.61
1:BA:2321:G:N3	1:BA:2321:G:H2'	2.14	0.61
1:BA:2593:U:H2'	1:BA:2594:C:C6	2.34	0.61
1:BA:476:G:H4'	1:BA:502:A:N1	2.16	0.61
2:BB:29:A:C2	2:BB:56:G:C2	2.88	0.61
3:BD:228:PRO:HD3	3:BD:235:GLY:HA3	1.82	0.61
11:BO:61:ARG:O	11:BO:62:LEU:CD2	2.45	0.61
14:BQ:61:ASN:HB3	14:BQ:64:GLU:HB2	1.82	0.61
21:BV:30:ASN:OD1	21:BV:33:LEU:HB3	2.00	0.61
31:CA:1501:C:C5	31:CA:1504:G:C5	2.89	0.61
31:CA:466:C:H5''	31:CA:467:G:OP2	1.99	0.61
31:CA:974:A:C2'	31:CA:975:A:OP2	2.48	0.61
33:CF:123:GLN:O	33:CF:128:PHE:HB2	2.00	0.61
49:CV:11:VAL:HG23	49:CV:38:SER:HB2	1.83	0.61
31:DA:1337:G:H5''	31:DA:1338:G:OP1	2.01	0.61
31:DA:1502:A:H4'	31:DA:1503:A:OP2	1.99	0.61
31:DA:279:A:H4'	31:DA:280:C:O5'	1.99	0.61
31:DA:740:U:O2'	31:DA:741:G:H5'	2.00	0.61
52:DB:15:A:OP2	52:DB:16:U:H5	1.83	0.61
32:DE:17:PHE:CE2	32:DE:44:LEU:HA	2.32	0.61
34:DG:24:GLU:HG2	34:DG:25:ARG:H	1.66	0.61
37:DJ:16:LEU:CD1	39:DL:42:ARG:HA	2.29	0.61
42:DO:8:ASN:HD22	47:DT:34:LYS:HE2	1.66	0.61
1:AA:128:C:H4'	29:A7:49:ARG:HH21	1.65	0.61
30:A8:29:LYS:HZ3	30:A8:44:LYS:HB2	1.65	0.61
1:AA:1038:C:H2'	1:AA:1039:G:O4'	1.99	0.61
1:AA:1169:G:H1	1:AA:1180:C:N4	1.98	0.61
1:AA:2082:A:H2'	1:AA:2083:G:O4'	2.01	0.61
1:AA:2335:A:N7	1:AA:2337:G:C5	2.69	0.61
4:AE:23:VAL:CA	4:AE:184:VAL:O	2.49	0.61
11:AO:57:THR:O	11:AO:59:LEU:N	2.34	0.61
14:AQ:23:ARG:HD3	14:AQ:85:VAL:O	2.00	0.61
1:BA:1728:G:C2	1:BA:1730:U:OP2	2.53	0.61
1:BA:1676:A:C2	1:BA:1993:U:H5'	2.35	0.61

Continued on next page...

Continued from previous page...

Atom-1	Atom-2	Interatomic distance (Å)	Clash overlap (Å)
1:BA:2496:C:OP1	12:BP:82:ARG:HB3	2.01	0.61
7:BH:87:LEU:N	7:BH:131:VAL:O	2.29	0.61
15:BR:24:PRO:HA	15:BR:49:VAL:HG13	1.83	0.61
19:BT:40:LYS:HA	19:BT:51:VAL:HG11	1.82	0.61
31:CA:1053:G:N7	31:CA:1199:U:H3'	2.14	0.61
31:CA:1140:C:H2'	31:CA:1141:C:H6	1.66	0.61
31:CA:662:G:H2'	31:CA:663:A:C8	2.36	0.61
53:CC:69:C:H2'	53:CC:70:C:H6	1.66	0.61
35:CH:32:VAL:HB	35:CH:58:ALA:HB1	1.83	0.61
40:CM:38:ILE:HG13	40:CM:38:ILE:O	2.01	0.61
56:DA:1805:PAR:H642	56:DA:1805:PAR:O33	2.01	0.61
31:DA:77:C:H3'	31:DA:78:G:H5''	1.82	0.61
32:DE:100:GLY:N	32:DE:176:GLU:OE2	2.27	0.61
32:DE:18:GLY:O	32:DE:19:HIS:ND1	2.30	0.61
32:DE:69:LEU:HG	32:DE:91:PRO:HB2	1.82	0.61
33:DF:131:ARG:NH1	35:DH:50:GLU:HG3	2.16	0.61
34:DG:149:ALA:O	34:DG:153:ARG:HG2	2.00	0.61
35:DH:103:GLY:O	35:DH:106:PRO:HD2	2.00	0.61
48:DU:29:PHE:HD2	48:DU:29:PHE:N	1.98	0.61
1:AA:1188:U:C4'	17:A2:79:VAL:HG22	2.29	0.61
26:A4:52:THR:OG1	26:A4:53:GLU:N	2.33	0.61
1:AA:1084:A:N6	1:AA:1085:A:H62	1.99	0.61
1:AA:1385:G:O2'	1:AA:1396:U:H6	1.82	0.61
1:AA:1517:G:H2'	1:AA:1518:C:H6	1.66	0.61
1:AA:2469:A:H61	1:AA:2481:G:H1'	1.66	0.61
1:AA:405:U:O2	1:AA:405:U:H2'	2.00	0.61
6:AG:77:ILE:O	6:AG:77:ILE:CG2	2.48	0.61
8:AK:73:GLU:HG3	8:AK:137:PRO:HD2	1.81	0.61
21:AV:161:VAL:HG12	21:AV:162:GLU:HG2	1.83	0.61
17:B2:43:GLU:O	17:B2:44:LYS:HG2	2.01	0.61
1:BA:2016:U:C1'	27:B5:6:VAL:HG13	2.31	0.61
30:B8:14:VAL:HG22	30:B8:24:ALA:HB2	1.82	0.61
1:BA:2567:G:H2'	1:BA:2568:C:C6	2.36	0.61
1:BA:2580:U:H4'	4:BE:130:GLY:CA	2.31	0.61
1:BA:322:A:H5'	1:BA:340:A:H1'	1.83	0.61
3:BD:146:GLU:HB2	3:BD:189:CYS:HB3	1.82	0.61
3:BD:242:ARG:CD	3:BD:242:ARG:N	2.63	0.61
4:BE:79:ARG:N	4:BE:79:ARG:HD2	2.15	0.61
11:BO:105:LEU:O	11:BO:106:LEU:CB	2.49	0.61
11:BO:79:ARG:NE	11:BO:110:TYR:HE1	1.96	0.61
12:BP:36:ALA:HB1	12:BP:127:ILE:HD12	1.82	0.61

Continued on next page...

Continued from previous page...

Atom-1	Atom-2	Interatomic distance (Å)	Clash overlap (Å)
12:BP:78:PRO:HG2	12:BP:81:VAL:HG11	1.82	0.61
21:BV:29:TYR:HA	21:BV:33:LEU:O	2.01	0.61
31:CA:1054:C:O2'	31:CA:1055:A:O5'	2.19	0.61
31:CA:570:G:H1'	31:CA:820:U:C4	2.36	0.61
31:CA:965:A:C2	31:CA:969:A:C2	2.88	0.61
52:CB:58:U:O2	52:CB:58:U:H2'	2.01	0.61
33:CF:131:ARG:NH1	33:CF:166:GLU:OE2	2.34	0.61
31:CA:1186:G:H21	44:CQ:61:TRP:C	2.04	0.61
45:CR:18:PHE:CZ	45:CR:21:ASP:HB2	2.36	0.61
31:DA:1014:A:H2'	31:DA:1015:A:C8	2.35	0.61
31:DA:1022:G:H2'	31:DA:1023:G:O4'	2.00	0.61
33:DF:18:TRP:HE1	44:DQ:55:GLY:H	1.49	0.61
42:DO:58:VAL:O	42:DO:65:GLU:HA	2.00	0.61
26:A4:37:SER:CB	26:A4:42:PHE:HB3	2.30	0.61
1:AA:1899:G:O2'	1:AA:1900:A:OP2	2.17	0.61
4:AE:61:ARG:H	4:AE:62:PRO:HD2	1.65	0.61
4:AE:59:VAL:O	4:AE:62:PRO:HD2	2.01	0.61
5:AF:177:ALA:HB1	5:AF:178:PRO:HD2	1.82	0.61
8:AK:110:ASP:HB3	8:AK:111:PRO:C	2.21	0.61
11:AO:112:LEU:H	11:AO:128:HIS:CD2	2.18	0.61
11:AO:88:LEU:HD12	11:AO:95:VAL:HG11	1.83	0.61
1:BA:1018:C:O2'	1:BA:1019:U:H5'	2.01	0.61
1:BA:172:C:H2'	1:BA:173:G:C8	2.36	0.61
1:BA:608:A:H2'	1:BA:609:A:C8	2.36	0.61
1:BA:988:A:H3'	25:BX:11:SER:OG	2.01	0.61
3:BD:186:HIS:CD2	3:BD:188:GLU:H	2.05	0.61
15:BR:91:ARG:NH1	15:BR:124:ASP:OD1	2.33	0.61
15:BR:93:ARG:CG	15:BR:117:ASP:HB3	2.30	0.61
21:BV:19:ARG:HH11	21:BV:84:GLU:HB2	1.64	0.61
31:CA:8:A:N6	34:CG:205:GLU:O	2.34	0.61
42:CO:21:VAL:HG11	42:CO:24:LEU:HD11	1.82	0.61
42:CO:40:VAL:HG23	42:CO:90:LEU:HD22	1.83	0.61
31:DA:1004:A:H5''	31:DA:1025:U:C4	2.35	0.61
31:DA:164:U:H2'	31:DA:165:C:C6	2.35	0.61
38:DK:82:HIS:C	38:DK:82:HIS:CD2	2.74	0.61
41:DN:34:ASP:HB2	41:DN:35:PRO:CD	2.31	0.61
16:A1:66:ASN:HD21	16:A1:70:ARG:HE	1.48	0.60
28:A6:45:LYS:HA	28:A6:45:LYS:CE	2.26	0.60
1:AA:1494:A:C2'	1:AA:1495:A:H5'	2.30	0.60
1:AA:2593:U:H2'	1:AA:2594:C:C6	2.35	0.60
1:AA:2688:U:H1'	1:AA:2721:A:N6	2.16	0.60

Continued on next page...

Continued from previous page...

Atom-1	Atom-2	Interatomic distance (Å)	Clash overlap (Å)
1:AA:841:A:H2'	1:AA:842:G:C8	2.36	0.60
1:AA:2729:G:H1'	4:AE:187:ALA:HB2	1.83	0.60
7:AH:4:ILE:C	7:AH:6:ARG:H	2.02	0.60
15:AR:123:GLN:O	15:AR:124:ASP:HB2	2.01	0.60
22:B3:18:ALA:HB3	22:B3:20:ARG:NE	2.15	0.60
28:B6:38:LYS:NZ	28:B6:46:HIS:CD2	2.67	0.60
1:BA:1332:G:N2	1:BA:1610:A:H8	1.99	0.60
1:BA:1431:U:H2'	1:BA:1432:C:C6	2.35	0.60
1:BA:528:A:C2	1:BA:2043:C:H4'	2.36	0.60
1:BA:2345:G:N3	1:BA:2381:C:H2'	2.16	0.60
1:BA:2838:G:C6	1:BA:2839:G:C5	2.89	0.60
1:BA:330:A:H2	1:BA:1210:A:H2'	1.65	0.60
1:BA:76:C:H2'	1:BA:77:C:H6	1.67	0.60
1:BA:851:U:OP1	25:BX:49:LYS:HE2	2.01	0.60
10:BN:34:THR:O	10:BN:37:ASP:HB2	2.00	0.60
31:CA:1378:C:H2'	31:CA:1378:C:O2	2.01	0.60
31:CA:1190:G:C5'	33:CF:176:HIS:CE1	2.84	0.60
34:CG:99:SER:O	34:CG:140:VAL:HG22	2.01	0.60
37:CJ:50:ILE:HB	37:CJ:58:PRO:HG3	1.83	0.60
31:DA:1216:G:OP1	44:DQ:2:ALA:N	2.34	0.60
31:DA:1354:C:O2'	31:DA:1355:G:H5'	2.01	0.60
31:DA:438:G:O2'	31:DA:494:U:O4	2.08	0.60
32:DE:8:LYS:O	32:DE:9:GLU:HB3	2.00	0.60
31:DA:229:U:O2'	46:DS:23:ASP:OD2	2.19	0.60
50:DW:10:LEU:HD13	50:DW:10:LEU:O	2.01	0.60
50:DW:33:ILE:HD13	50:DW:62:LEU:HB3	1.83	0.60
1:AA:1742:C:H5'	1:AA:1743:G:OP2	2.02	0.60
2:AB:90:C:P	12:AP:16:ARG:HH21	2.24	0.60
9:AM:46:VAL:HG13	9:AM:48:MET:HG3	1.83	0.60
21:AV:58:VAL:HG12	21:AV:66:SER:HB3	1.83	0.60
17:B2:49:THR:O	17:B2:51:VAL:N	2.34	0.60
22:B3:18:ALA:CB	22:B3:20:ARG:HE	2.14	0.60
26:B4:61:ARG:HG3	26:B4:62:ARG:NH2	2.15	0.60
6:BG:67:LYS:H	26:B4:6:HIS:CD2	2.18	0.60
1:BA:1864:U:H2'	1:BA:1869:G:H5''	1.83	0.60
1:BA:288:C:H2'	1:BA:289:A:C8	2.36	0.60
2:BB:38:C:H42	2:BB:44:G:H1	1.49	0.60
4:BE:36:ARG:CG	4:BE:36:ARG:HH11	2.12	0.60
4:BE:36:ARG:O	4:BE:37:ARG:C	2.39	0.60
1:BA:674:G:O2'	5:BF:74:ARG:HG3	2.01	0.60
9:BM:30:ILE:HG22	9:BM:34:LEU:HD22	1.83	0.60

Continued on next page...

Continued from previous page...

Atom-1	Atom-2	Interatomic distance (Å)	Clash overlap (Å)
11:BO:61:ARG:HB2	11:BO:61:ARG:CZ	2.25	0.60
19:BT:5:TYR:CZ	24:BW:30:ARG:HG3	2.36	0.60
21:BV:126:VAL:HG12	21:BV:163:LEU:HA	1.83	0.60
31:CA:976:G:N2	31:CA:1362(A):C:OP2	2.31	0.60
53:CD:13:C:HO2'	53:CD:14:A:P	2.24	0.60
34:CG:13:ARG:HD2	34:CG:38:TYR:O	2.01	0.60
40:CM:96:ILE:HD13	40:CM:96:ILE:H	1.66	0.60
31:DA:1128:C:N3	31:DA:1139:G:N1	2.49	0.60
31:DA:198:G:OP2	31:DA:198:G:H8	1.84	0.60
31:DA:960:U:O2	31:DA:1225:A:C5	2.54	0.60
32:DE:47:THR:HA	32:DE:202:PRO:HG2	1.84	0.60
35:DH:101:ILE:HD11	35:DH:119:LEU:CD2	2.24	0.60
47:DT:66:SER:O	47:DT:70:ARG:NH1	2.34	0.60
30:A8:14:VAL:HG11	30:A8:60:LEU:CD1	2.25	0.60
1:AA:1598:C:H2'	1:AA:1599:C:C6	2.35	0.60
1:AA:1800:C:OP1	3:AD:266:SER:OG	2.17	0.60
1:AA:2822:G:H2'	1:AA:2823:A:H5''	1.84	0.60
1:AA:325:G:O2'	1:AA:326:G:H5'	2.02	0.60
4:AE:66:HIS:ND1	4:AE:66:HIS:C	2.53	0.60
12:AP:75:THR:HB	12:AP:89:ASN:H	1.66	0.60
21:AV:11:GLU:HA	21:AV:36:LYS:HE3	1.81	0.60
1:BA:1346:G:H2'	1:BA:1347:G:H8	1.66	0.60
1:BA:1570:A:H2'	1:BA:1571:A:C8	2.37	0.60
1:BA:919:G:N2	1:BA:2269:A:OP2	2.33	0.60
1:BA:2335:A:HO2'	1:BA:2336:A:P	2.24	0.60
1:BA:602:G:O2'	1:BA:604:G:O2'	2.19	0.60
2:BB:29:A:H2'	2:BB:30:C:O4'	2.00	0.60
4:BE:48:GLN:HE22	4:BE:78:LEU:HD13	1.64	0.60
7:BH:152:ARG:CA	7:BH:154:PRO:HD3	2.31	0.60
12:BP:104:PHE:O	12:BP:105:GLU:HB3	1.99	0.60
31:CA:1025:U:O2'	31:CA:1026:G:C5'	2.48	0.60
31:CA:49:U:O2'	31:CA:50:A:H2'	2.01	0.60
31:CA:601:C:H2'	31:CA:602:A:C8	2.32	0.60
53:CD:53:G:H1	53:CD:63:C:N4	1.99	0.60
32:CE:21:ARG:CB	32:CE:39:ILE:HA	2.30	0.60
34:CG:133:VAL:HG11	34:CG:138:TYR:HD1	1.66	0.60
34:CG:98:GLU:OE1	34:CG:194:LEU:HD23	2.00	0.60
38:CK:118:VAL:C	38:CK:119:LEU:HD23	2.21	0.60
31:CA:974:A:P	44:CQ:41:ARG:HH12	2.24	0.60
31:CA:376:G:OP1	46:CS:5:ARG:HB2	2.01	0.60
51:CX:15:ARG:HH11	51:CX:15:ARG:HG3	1.66	0.60

Continued on next page...

Continued from previous page...

Atom-1	Atom-2	Interatomic distance (Å)	Clash overlap (Å)
31:DA:992:U:H3	31:DA:1044:A:N6	1.93	0.60
53:DD:37:U:O4	53:DD:38:A:N6	2.33	0.60
33:DF:155:GLY:O	33:DF:196:LEU:HD22	2.01	0.60
31:DA:619:U:O2	34:DG:135:LEU:HD22	2.01	0.60
34:DG:178:VAL:C	34:DG:180:GLY:H	2.03	0.60
37:DJ:23:VAL:CG1	37:DJ:43:PHE:HE2	2.14	0.60
31:DA:1147:C:O2	39:DL:16:ARG:NE	2.34	0.60
40:DM:48:THR:HA	40:DM:62:HIS:CB	2.30	0.60
42:DO:8:ASN:HD22	47:DT:34:LYS:CE	2.14	0.60
50:DW:22:ARG:O	50:DW:26:ASN:ND2	2.34	0.60
1:AA:1210:A:H8	1:AA:1210:A:C5'	2.11	0.60
1:AA:1728:G:N2	1:AA:1730:U:OP2	2.33	0.60
1:AA:2420:C:OP1	30:A8:34:TRP:HB3	2.00	0.60
1:AA:598:G:H1'	11:AO:12:ALA:HB2	1.82	0.60
1:AA:600:G:N2	1:AA:605:C:O3'	2.35	0.60
1:AA:909:A:H2'	1:AA:912:C:H5	1.64	0.60
5:AF:178:PRO:HB3	5:AF:198:ALA:CB	2.31	0.60
11:AO:46:LYS:O	11:AO:47:ASP:HB3	2.00	0.60
19:AT:44:GLU:HG3	19:AT:49:VAL:O	2.00	0.60
1:BA:1342:A:C8	1:BA:1345:C:C4	2.89	0.60
1:BA:2439:A:C5'	1:BA:2439:A:C8	2.84	0.60
1:BA:370:G:H4'	1:BA:371:A:OP2	2.01	0.60
5:BF:50:SER:HA	5:BF:92:PRO:O	2.01	0.60
8:BK:97:ILE:O	8:BK:100:ALA:HB3	2.00	0.60
1:BA:2415:G:H4'	11:BO:66:GLY:HA3	1.81	0.60
1:BA:907:U:O2'	12:BP:101:ARG:NH2	2.34	0.60
15:BR:64:ARG:CB	15:BR:73:GLU:HG2	2.32	0.60
31:CA:1277:C:O2'	31:CA:1279:A:H1'	2.00	0.60
31:CA:1376:U:H2'	31:CA:1377:A:C8	2.37	0.60
31:CA:355:C:C4	31:CA:356:A:N7	2.69	0.60
34:CG:9:CYS:SG	34:CG:31:CYS:O	2.60	0.60
37:CJ:111:ARG:NH1	37:CJ:113:GLU:OE2	2.34	0.60
50:CW:63:ILE:HG22	50:CW:77:ALA:HB1	1.83	0.60
31:DA:680:C:H42	31:DA:710:G:H1	1.48	0.60
31:DA:77:C:C3'	31:DA:78:G:H5''	2.31	0.60
32:DE:73:THR:HG23	32:DE:170:GLU:OE2	2.01	0.60
33:DF:18:TRP:HE1	44:DQ:55:GLY:N	1.99	0.60
16:A1:92:ARG:HD3	16:A1:94:ASN:HB3	1.83	0.60
1:AA:2422:A:N7	30:A8:31:HIS:HE1	2.00	0.60
1:AA:1296:G:O2'	1:AA:1297:C:H5'	2.02	0.60
1:AA:1992:G:H5'	1:AA:1994:C:H41	1.66	0.60

Continued on next page...

Continued from previous page...

Atom-1	Atom-2	Interatomic distance (Å)	Clash overlap (Å)
1:AA:2688:U:H1'	1:AA:2721:A:H61	1.67	0.60
1:AA:2756:U:H1'	1:AA:2757:A:H5''	1.82	0.60
1:AA:507:A:C5'	1:AA:508:G:H5'	2.32	0.60
1:AA:53:A:H2'	1:AA:54:G:O4'	2.01	0.60
1:AA:654(M):C:H2'	1:AA:654(N):G:N7	2.16	0.60
1:AA:873:G:N2	1:AA:904:C:N3	2.49	0.60
3:AD:182:LEU:O	3:AD:271:ILE:CG1	2.48	0.60
8:AK:102:SER:C	8:AK:106:GLY:HA2	2.21	0.60
12:AP:75:THR:HG22	12:AP:90:VAL:H	1.66	0.60
14:AQ:106:ARG:HB2	14:AQ:106:ARG:CZ	2.31	0.60
15:AR:36:GLU:HG3	15:AR:41:ARG:CD	2.18	0.60
1:BA:2197:U:H1'	1:BA:2198:A:C8	2.37	0.60
1:BA:2555:U:O2	52:DB:85:C:C5	2.54	0.60
4:BE:60:ASN:O	4:BE:62:PRO:CD	2.49	0.60
4:BE:79:ARG:O	4:BE:80:GLU:C	2.40	0.60
6:BG:7:LEU:O	6:BG:7:LEU:HD23	2.00	0.60
9:BM:15:LEU:HB2	9:BM:134:ARG:HG2	1.84	0.60
19:BT:63:LYS:HE3	19:BT:63:LYS:N	2.16	0.60
23:BZ:91:LYS:O	23:BZ:93:GLU:HB2	2.02	0.60
31:CA:1003:G:H2'	31:CA:1004:A:C5'	2.31	0.60
31:CA:872:A:C4	31:CA:874:G:N7	2.69	0.60
52:CB:19:G:H1'	52:CB:20:U:OP1	2.01	0.60
35:CH:33:VAL:HB	35:CH:112:LEU:HD12	1.81	0.60
40:CM:80:LYS:NZ	40:CM:80:LYS:HA	2.17	0.60
47:CT:76:LEU:HD11	47:CT:78:GLU:H	1.65	0.60
49:CV:9:VAL:O	49:CV:9:VAL:HG12	2.00	0.60
50:CW:75:ASN:N	50:CW:75:ASN:OD1	2.35	0.60
52:DB:37:G:H1	54:D1:19:U:H3	1.49	0.60
31:DA:812:C:C1'	31:DA:813:U:OP2	2.47	0.60
33:DF:58:GLU:O	33:DF:59:ARG:HG3	2.01	0.60
34:DG:8:VAL:HG12	34:DG:21:LEU:HD13	1.84	0.60
49:DV:31:ILE:HG21	49:DV:49:ILE:HG23	1.84	0.60
49:DV:67:VAL:O	49:DV:69:HIS:N	2.34	0.60
1:AA:1174:A:H3'	1:AA:1175:U:H5''	1.84	0.60
1:AA:481:G:H1'	1:AA:507:A:N1	2.16	0.60
4:AE:182:LEU:HD12	4:AE:183:LEU:N	2.17	0.60
4:AE:58:ARG:O	4:AE:60:ASN:ND2	2.35	0.60
6:AG:110:ALA:HA	6:AG:140:ILE:O	2.01	0.60
6:AG:73:ALA:HB2	6:AG:82:LEU:CD2	2.09	0.60
8:AK:11:ASN:O	8:AK:12:LEU:HD22	2.01	0.60
14:AQ:26:LEU:HD23	14:AQ:87:PHE:CD1	2.36	0.60

Continued on next page...

Continued from previous page...

Atom-1	Atom-2	Interatomic distance (Å)	Clash overlap (Å)
1:BA:550:G:O2'	1:BA:1220:A:N3	2.32	0.60
1:BA:1495:A:O2'	1:BA:1496:A:H5'	2.01	0.60
1:BA:1763:G:C4'	1:BA:1763:G:OP1	2.49	0.60
1:BA:2689:U:C4'	1:BA:2690:C:H5'	2.31	0.60
1:BA:2721:A:H1'	1:BA:2873:A:O2'	2.02	0.60
1:BA:587:C:O2	11:BO:33:ARG:NH1	2.35	0.60
1:BA:626:U:O2	11:BO:105:LEU:CB	2.50	0.60
1:BA:946:G:C2'	1:BA:947:G:O5'	2.50	0.60
2:BB:15:A:H3'	2:BB:16:G:H5'	1.83	0.60
3:BD:43:ARG:HD2	3:BD:44:ASN:CG	2.22	0.60
4:BE:36:ARG:HH21	4:BE:88:GLY:CA	2.12	0.60
11:BO:57:THR:O	11:BO:59:LEU:N	2.34	0.60
12:BP:32:TYR:CZ	12:BP:111:GLU:CB	2.74	0.60
19:BT:63:LYS:HD2	19:BT:63:LYS:O	2.01	0.60
19:BT:50:LYS:HG2	19:BT:84:ALA:HB2	1.84	0.60
31:CA:814:A:N7	31:CA:816:A:C4	2.69	0.60
32:CE:212:GLN:CG	32:CE:235:SER:HB2	2.32	0.60
33:CF:131:ARG:HG3	33:CF:131:ARG:HH11	1.67	0.60
33:CF:60:ALA:N	33:CF:63:ASN:OD1	2.33	0.60
38:CK:87:SER:CB	38:CK:93:VAL:HB	2.28	0.60
39:CL:114:TYR:CD2	39:CL:114:TYR:N	2.68	0.60
31:DA:1002:G:H1	31:DA:1038:C:N4	1.99	0.60
31:DA:973:G:N3	40:DM:55:LYS:HE2	2.16	0.60
32:DE:98:LEU:O	32:DE:101:MET:HG2	2.02	0.60
33:DF:134:ILE:HG22	33:DF:168:ALA:HB3	1.84	0.60
36:DI:100:ASN:HB2	48:DU:23:LYS:CD	2.31	0.60
49:DV:28:LYS:HE3	49:DV:29:ARG:H	1.65	0.60
49:DV:48:THR:HG22	49:DV:61:TYR:HD1	1.66	0.60
16:A1:49:HIS:HA	16:A1:52:ARG:HG2	1.83	0.60
16:A1:60:LEU:O	16:A1:60:LEU:HD22	2.01	0.60
28:A6:25:LYS:NZ	28:A6:27:LYS:HE2	2.16	0.60
29:A7:48:LYS:O	29:A7:49:ARG:CB	2.49	0.60
1:AA:1061:U:H4'	1:AA:1070:A:C1'	2.32	0.60
1:AA:1204:A:N1	1:AA:1241:A:C2	2.70	0.60
1:AA:1533:C:N3	1:AA:1538:G:N2	2.41	0.60
1:AA:1591:G:H2'	1:AA:1592:C:H6	1.65	0.60
1:AA:2298:A:N6	1:AA:2318:G:H1'	2.16	0.60
1:AA:643:A:N1	1:AA:2369:A:O2'	2.32	0.60
1:AA:2383:G:C2'	1:AA:2384:G:H5'	2.31	0.60
1:AA:2869:G:H2'	1:AA:2870:C:H6	1.65	0.60
1:AA:442:G:O4'	5:AF:46:ARG:HD3	2.01	0.60

Continued on next page...

Continued from previous page...

Atom-1	Atom-2	Interatomic distance (Å)	Clash overlap (Å)
3:AD:25:THR:HG22	3:AD:26:LYS:N	2.16	0.60
4:AE:137:HIS:HB3	4:AE:138:PRO:HD2	1.81	0.60
7:AH:3:ARG:HE	7:AH:3:ARG:HA	1.66	0.60
12:AP:12:GLN:HG2	12:AP:73:PRO:HD2	1.83	0.60
24:AW:15:LYS:H	24:AW:67:LYS:HZ1	1.49	0.60
13:B0:84:ALA:HB3	13:B0:85:PRO:HD3	1.83	0.60
1:BA:2688:U:H1'	1:BA:2721:A:N6	2.16	0.60
1:BA:315:G:H2'	1:BA:316:C:C6	2.37	0.60
2:BB:111:U:H2'	2:BB:112:G:C8	2.37	0.60
3:BD:267:SER:C	3:BD:269:PHE:H	2.03	0.60
1:BA:1257:C:H4'	5:BF:83:PHE:HD2	1.63	0.60
8:BK:5:LEU:HD11	8:BK:19:VAL:CG1	2.32	0.60
1:BA:389:G:C2	11:BO:71:VAL:HG12	2.35	0.60
12:BP:35:VAL:CG2	12:BP:130:LYS:HB3	2.31	0.60
23:BZ:80:LEU:HD12	23:BZ:82:LEU:HD21	1.84	0.60
53:CC:18:C:O2'	53:CC:19:G:H5''	2.02	0.60
35:CH:57:LYS:O	35:CH:61:TYR:HD2	1.84	0.60
40:CM:40:LEU:HB2	40:CM:69:ASN:CB	2.32	0.60
31:DA:1138:G:N1	31:DA:1140:C:O2	2.35	0.60
31:DA:1128:C:N4	31:DA:1139:G:C2	2.69	0.60
31:DA:652:U:C4	31:DA:752:G:N3	2.69	0.60
52:DB:14:A:N6	52:DB:21:A:N6	2.48	0.60
38:DK:103:VAL:HG21	38:DK:110:ALA:HB2	1.83	0.60
26:A4:6:HIS:HD1	26:A4:7:PRO:HD2	1.67	0.60
1:AA:2165:G:N3	1:AA:2165:G:H2'	2.17	0.60
1:AA:2309:A:H2'	1:AA:2310:A:C1'	2.32	0.60
1:AA:2302:G:C6	1:AA:2315:G:C6	2.89	0.60
1:AA:2331:G:C4'	22:A3:42:GLY:HA3	2.31	0.60
1:AA:2818:G:O2'	1:AA:2837:G:H5'	2.02	0.60
1:AA:329:G:H4'	1:AA:330:A:OP2	2.00	0.60
4:AE:54:GLN:O	4:AE:55:ASN:C	2.40	0.60
18:AS:24:ILE:CG2	18:AS:36:LEU:HD21	2.31	0.60
1:BA:1607:C:H5''	1:BA:1608:A:H5'	1.83	0.60
1:BA:2320:A:N6	1:BA:2333:A:H2'	2.16	0.60
1:BA:362:U:H6	1:BA:362:U:H3'	1.66	0.60
1:BA:634:C:H2'	1:BA:635:C:H6	1.65	0.60
1:BA:887:A:H3'	1:BA:888:C:C5'	2.32	0.60
5:BF:10:PRO:HA	5:BF:127:GLU:HB3	1.82	0.60
8:BK:120:ILE:HG22	8:BK:122:GLU:H	1.67	0.60
8:BK:82:ARG:HB3	8:BK:89:TYR:HD2	1.65	0.60
11:BO:85:LEU:HA	11:BO:88:LEU:CB	2.31	0.60

Continued on next page...

Continued from previous page...

Atom-1	Atom-2	Interatomic distance (Å)	Clash overlap (Å)
19:BT:53:LYS:HB3	19:BT:82:GLN:HB3	1.84	0.60
31:CA:1287:A:H2'	31:CA:1288:A:C8	2.37	0.60
31:CA:383:A:H8	31:CA:383:A:O5'	1.85	0.60
31:CA:658:G:H2'	31:CA:659:U:H6	1.67	0.60
31:CA:668:G:O2'	45:CR:46:HIS:HB3	2.02	0.60
31:CA:736:C:OP1	48:CU:68:LYS:HD2	2.02	0.60
53:CC:48:U:H6	53:CC:48:U:OP2	1.85	0.60
53:CD:22:A:H2'	53:CD:47:G:C6	2.36	0.60
39:CL:29:ASN:OD1	39:CL:64:THR:HA	2.02	0.60
40:CM:49:VAL:HG21	44:CQ:41:ARG:HB2	1.82	0.60
31:CA:1125:U:H3	40:CM:5:ARG:HH11	1.48	0.60
31:DA:1129:C:N4	31:DA:1141:C:H41	2.00	0.60
31:DA:1306:A:H61	31:DA:1331:G:H1'	1.66	0.60
31:DA:194:C:H2'	31:DA:195:A:H5''	1.84	0.60
31:DA:351:G:H4'	31:DA:352:C:OP1	2.02	0.60
39:DL:75:ASP:O	39:DL:78:LYS:HB3	2.02	0.60
46:DS:36:ILE:HG13	46:DS:36:ILE:O	2.01	0.60
1:AA:1294:U:O2'	13:A0:23:ASN:ND2	2.35	0.60
17:A2:34:GLU:O	17:A2:36:PRO:HD3	2.02	0.60
28:A6:25:LYS:HZ3	28:A6:27:LYS:CD	2.14	0.60
1:AA:1578:U:O2	1:AA:1578:U:H2'	2.01	0.60
1:AA:1963:U:C6	1:AA:1963:U:OP1	2.54	0.60
1:AA:2246:G:H2'	1:AA:2247:A:C8	2.36	0.60
1:AA:654(M):C:C2'	1:AA:654(N):G:C8	2.83	0.60
7:AH:23:ARG:NH1	7:AH:34:GLU:OE2	2.35	0.60
9:AM:112:LEU:O	9:AM:114:ARG:O	2.20	0.60
11:AO:66:GLY:O	11:AO:67:MET:C	2.40	0.60
21:AV:7:ALA:HB2	21:AV:59:LEU:CD1	2.32	0.60
21:AV:6:LYS:CA	21:AV:60:GLU:HB2	2.27	0.60
17:B2:76:LYS:CG	17:B2:80:GLN:CG	2.76	0.60
17:B2:80:GLN:O	17:B2:81:TYR:CB	2.50	0.60
2:BB:39:A:H61	26:B4:1:MET:HB3	1.67	0.60
1:BA:1332:G:N2	1:BA:1610:A:C8	2.70	0.60
1:BA:2303:G:O2'	1:BA:2304:G:H5'	2.01	0.60
1:BA:78:A:H2'	1:BA:79:G:C8	2.37	0.60
3:BD:70:TRP:HZ3	3:BD:146:GLU:OE2	1.85	0.60
1:BA:2032:G:O2'	4:BE:145:LYS:HE3	2.02	0.60
1:BA:2050:C:H1'	4:BE:156:MET:CE	2.32	0.60
12:BP:35:VAL:HG21	12:BP:130:LYS:HE2	1.83	0.60
14:BQ:83:LYS:C	14:BQ:109:GLY:HA3	2.21	0.60
24:BW:17:SER:OG	24:BW:21:LEU:HD12	2.01	0.60

Continued on next page...

Continued from previous page...

Atom-1	Atom-2	Interatomic distance (Å)	Clash overlap (Å)
31:CA:1060:C:H5'	44:CQ:45:ARG:NH2	2.16	0.60
31:CA:113:G:H2'	31:CA:114:U:H6	1.66	0.60
31:CA:1176:A:H2'	31:CA:1177:G:H5'	1.84	0.60
31:CA:1194:U:H2'	31:CA:1195:C:H6	1.67	0.60
53:CD:64:G:H2'	53:CD:65:G:C8	2.36	0.60
32:CE:106:LYS:O	32:CE:110:GLN:HG3	2.01	0.60
37:CJ:75:VAL:O	37:CJ:75:VAL:HG23	2.01	0.60
43:CP:10:PRO:HB2	43:CP:18:ALA:HB1	1.84	0.60
46:CS:8:ARG:HB3	46:CS:28:ARG:NH1	2.16	0.60
31:DA:1161:C:O2'	31:DA:1162:C:H5'	2.01	0.60
31:DA:1356:G:N2	31:DA:1367:C:O2	2.35	0.60
31:DA:1499:A:H1'	31:DA:1520:G:H5'	1.84	0.60
31:DA:662:G:O2'	31:DA:836:G:OP1	2.20	0.60
31:DA:949:A:C2	31:DA:1233:G:N3	2.70	0.60
31:DA:878:G:C5'	38:DK:89:PRO:HG2	2.31	0.60
48:DU:29:PHE:CD2	48:DU:29:PHE:N	2.70	0.60
49:DV:28:LYS:HE3	49:DV:29:ARG:N	2.17	0.60
11:AO:49:ARG:HD2	30:A8:58:ILE:HG21	1.84	0.60
1:AA:1021:A:H62	1:AA:1141:U:H3	1.50	0.60
1:AA:252:G:O2'	1:AA:253:C:H5'	2.02	0.60
1:AA:270(M):U:H1'	1:AA:270(N):G:C6	2.36	0.60
1:AA:639:U:H2'	1:AA:640:C:C6	2.36	0.60
7:AH:4:ILE:HG13	7:AH:6:ARG:HB2	1.84	0.60
12:AP:33:GLY:HA2	12:AP:105:GLU:HA	1.84	0.60
12:AP:66:ILE:O	12:AP:104:PHE:N	2.35	0.60
15:AR:124:ASP:O	15:AR:128:GLU:N	2.34	0.60
1:BA:996:A:H4'	16:B1:92:ARG:CZ	2.32	0.60
17:B2:38:LEU:HD23	17:B2:40:LEU:O	2.02	0.60
17:B2:48:GLY:C	17:B2:49:THR:O	2.38	0.60
17:B2:82:ARG:CG	17:B2:82:ARG:NH1	2.59	0.60
26:B4:63:TYR:CE2	49:DV:41:VAL:HG13	2.37	0.60
28:B6:14:THR:OG1	28:B6:19:ARG:HG2	2.02	0.60
28:B6:31:PRO:HB2	28:B6:33:LYS:HB2	1.84	0.60
1:BA:1268:A:H2'	1:BA:1269:A:O4'	2.02	0.60
1:BA:1412:A:H2'	1:BA:1413:G:H8	1.66	0.60
1:BA:1429:G:H2'	1:BA:1430:C:C6	2.37	0.60
1:BA:2712:U:H1'	1:BA:2712(A):A:C8	2.36	0.60
1:BA:2873:A:N3	1:BA:2873:A:H2'	2.17	0.60
1:BA:534:U:O2'	16:B1:49:HIS:CD2	2.54	0.60
1:BA:607:U:N3	1:BA:621:A:C2	2.69	0.60
6:BG:110:ALA:HA	6:BG:140:ILE:O	2.02	0.60

Continued on next page...

Continued from previous page...

Atom-1	Atom-2	Interatomic distance (Å)	Clash overlap (Å)
8:BK:123:LEU:HD13	8:BK:143:SER:HB3	1.84	0.60
11:BO:71:VAL:HG13	11:BO:72:PRO:CG	2.30	0.60
14:BQ:14:VAL:HG21	14:BQ:89:ARG:HD3	1.82	0.60
31:CA:510:A:OP2	34:CG:49:ARG:NH2	2.31	0.60
31:CA:626:U:H2'	31:CA:627:G:C8	2.37	0.60
31:CA:713:G:H2'	31:CA:714:G:C8	2.37	0.60
31:CA:728:A:C6	45:CR:54:ARG:HD2	2.36	0.60
31:CA:976:G:OP1	44:CQ:32:SER:N	2.34	0.60
32:CE:96:ARG:N	32:CE:96:ARG:HD2	2.08	0.60
34:CG:13:ARG:HD3	34:CG:38:TYR:O	2.01	0.60
46:CS:34:GLU:HG2	46:CS:35:LYS:N	2.17	0.60
31:DA:1027:C:O2'	31:DA:1028:C:O5'	2.18	0.60
31:DA:1451:A:OP2	31:DA:1452:C:N4	2.35	0.60
31:DA:266:G:O6	31:DA:270:A:N7	2.35	0.60
53:DD:71:G:C2'	53:DD:72:C:H5'	2.32	0.60
32:DE:111:ARG:HH11	32:DE:111:ARG:CG	1.90	0.60
48:DU:74:ARG:HD3	48:DU:81:PHE:CD2	2.36	0.60
26:A4:61:ARG:NE	26:A4:61:ARG:HA	2.15	0.59
1:AA:2131:G:H5'	1:AA:2132:U:OP1	2.01	0.59
4:AE:81:ILE:HG21	4:AE:84:PHE:HB2	1.82	0.59
1:AA:2059:A:O2'	5:AF:69:HIS:HD2	1.85	0.59
7:AH:4:ILE:HG13	7:AH:6:ARG:CZ	2.31	0.59
11:AO:16:ARG:HG3	11:AO:16:ARG:NH1	2.15	0.59
11:AO:71:VAL:N	11:AO:72:PRO:CD	2.65	0.59
14:AQ:85:VAL:HG23	14:AQ:112:PHE:CE1	2.37	0.59
11:BO:68:GLN:CG	30:B8:12:LYS:HG2	2.32	0.59
1:BA:1323:U:OP1	18:BS:98:LYS:NZ	2.35	0.59
1:BA:1288:U:C2	1:BA:1327:C:O2	2.55	0.59
1:BA:1449(A):G:H2'	1:BA:1450:C:H6	1.67	0.59
1:BA:2074:U:H2'	1:BA:2075:U:C6	2.36	0.59
1:BA:2766:G:N3	1:BA:2766:G:H2'	2.16	0.59
1:BA:2847:U:C2'	1:BA:2848:G:H5'	2.32	0.59
1:BA:535:C:O2'	1:BA:536:A:H5'	2.01	0.59
1:BA:959:A:N6	1:BA:960:A:N1	2.50	0.59
4:BE:52:LEU:HD13	4:BE:53:PRO:N	2.16	0.59
4:BE:55:ASN:HB2	4:BE:73:GLU:O	2.01	0.59
4:BE:81:ILE:HG21	4:BE:84:PHE:HB3	1.82	0.59
12:BP:31:ASP:O	12:BP:134:ARG:CB	2.49	0.59
15:BR:26:ASP:HB3	15:BR:92:GLY:H	1.66	0.59
15:BR:8:LYS:HB3	15:BR:8:LYS:HZ2	1.66	0.59
20:BU:35:TYR:CD1	20:BU:69:ALA:HB3	2.37	0.59

Continued on next page...

Continued from previous page...

Atom-1	Atom-2	Interatomic distance (Å)	Clash overlap (Å)
31:CA:1240:U:P	37:CJ:116:ALA:HB2	2.42	0.59
31:CA:96:G:C6	31:CA:97:U:C2	2.89	0.59
32:CE:236:TYR:HA	32:CE:239:VAL:CG2	2.32	0.59
32:CE:17:PHE:HD2	32:CE:44:LEU:HD11	1.65	0.59
38:CK:58:TYR:O	38:CK:59:LEU:HD23	2.02	0.59
43:CP:11:ARG:HG2	43:CP:12:ASN:N	2.17	0.59
31:DA:689:C:C2'	31:DA:690:G:H5'	2.31	0.59
53:DC:19:G:N2	53:DC:58:A:H2'	2.17	0.59
53:DD:13:C:HO2'	53:DD:14:A:P	2.25	0.59
13:A0:4:LEU:O	13:A0:4:LEU:HD12	2.03	0.59
1:AA:2098:U:H2'	1:AA:2099:U:O4'	2.02	0.59
1:AA:879:G:OP2	1:AA:879:G:H8	1.84	0.59
1:AA:2311:A:C2	6:AG:80:PHE:CD1	2.90	0.59
11:AO:79:ARG:HB2	11:AO:110:TYR:HD1	1.68	0.59
1:AA:2319:G:N7	14:AQ:3:ARG:HB3	2.16	0.59
15:AR:108:ARG:HA	15:AR:111:ARG:NE	2.16	0.59
15:AR:112:ARG:HA	15:AR:115:ARG:HD2	1.83	0.59
19:AT:49:VAL:HG12	19:AT:50:LYS:O	2.02	0.59
21:AV:7:ALA:HB3	21:AV:61:LEU:CB	2.32	0.59
26:B4:16:CYS:HB3	26:B4:19:GLY:HA2	1.84	0.59
26:B4:34:GLU:O	43:DP:57:ARG:NH1	2.33	0.59
1:BA:1645:G:H5''	1:BA:1646:C:H5'	1.84	0.59
1:BA:2134:A:O2'	1:BA:2159:G:N2	2.35	0.59
1:BA:2287:A:N1	1:BA:2346:A:C2	2.70	0.59
1:BA:511:U:H5''	1:BA:512:G:OP2	2.00	0.59
4:BE:96:PHE:O	4:BE:175:VAL:HG11	2.02	0.59
10:BN:7:TYR:CE1	10:BN:20:MET:HB2	2.37	0.59
31:CA:1126:U:C5	31:CA:1127:G:C4	2.90	0.59
31:CA:397:A:H5'	31:CA:398:C:OP1	2.02	0.59
31:CA:727:G:N2	31:CA:730:G:OP2	2.35	0.59
39:CL:25:LYS:HG3	39:CL:25:LYS:O	2.02	0.59
31:CA:502:G:OP1	42:CO:115:SER:HB3	2.02	0.59
31:DA:433:C:O2'	31:DA:434:U:H5'	2.02	0.59
31:DA:57:G:C5	31:DA:58:C:C4	2.90	0.59
17:A2:34:GLU:HA	17:A2:57:VAL:O	2.02	0.59
1:AA:1203:G:H5'	11:AO:3:LEU:HD13	1.84	0.59
1:AA:2118:U:H5''	1:AA:2119:A:OP1	2.01	0.59
1:AA:2733:A:C3'	1:AA:2734:A:H5''	2.31	0.59
3:AD:71:ASP:OD2	3:AD:103:ARG:NH2	2.36	0.59
8:AK:2:LYS:HB2	8:AK:39:ALA:CB	2.32	0.59
10:AN:120:GLU:OE2	10:AN:122:LEU:HD21	2.02	0.59

Continued on next page...

Continued from previous page...

Atom-1	Atom-2	Interatomic distance (Å)	Clash overlap (Å)
11:AO:20:GLY:N	11:AO:27:HIS:O	2.35	0.59
1:BA:1057:A:H2	1:BA:1081:U:N3	2.00	0.59
1:BA:128:C:H2'	1:BA:129:C:C6	2.37	0.59
1:BA:2185:C:H2'	1:BA:2186:G:H8	1.66	0.59
1:BA:2309:A:C5	1:BA:2310:A:C2	2.90	0.59
1:BA:2674:G:H4'	10:BN:30:ALA:HB2	1.85	0.59
1:BA:453:C:H4'	1:BA:472:A:N6	2.18	0.59
2:BB:89:G:C8	2:BB:89:G:OP2	2.55	0.59
3:BD:242:ARG:HD2	3:BD:242:ARG:H	1.65	0.59
4:BE:60:ASN:O	4:BE:62:PRO:HD3	2.01	0.59
5:BF:25:PRO:C	5:BF:27:GLU:H	2.03	0.59
7:BH:169:VAL:HG13	7:BH:170:ARG:N	2.17	0.59
7:BH:48:GLY:O	7:BH:49:VAL:HG13	2.02	0.59
10:BN:4:PRO:O	10:BN:5:GLN:HB2	2.02	0.59
11:BO:109:GLY:O	11:BO:110:TYR:CG	2.56	0.59
14:BQ:88:ASP:O	14:BQ:89:ARG:CB	2.49	0.59
21:BV:158:PRO:HB2	21:BV:159:PRO:HD2	1.83	0.59
31:CA:1004:A:C2	31:CA:1024:G:H2'	2.38	0.59
31:CA:1132:C:H42	31:CA:1143:G:N2	1.99	0.59
31:CA:149:A:C2	31:CA:150:C:N3	2.70	0.59
31:CA:186(C):G:C6	31:CA:191(E):G:N1	2.71	0.59
31:CA:443:C:H2'	31:CA:444:C:C6	2.36	0.59
32:CE:187:LEU:HA	32:CE:201:ILE:HB	1.84	0.59
35:CH:110:LEU:CD1	35:CH:118:ILE:HD13	2.31	0.59
39:CL:77:ILE:O	39:CL:81:ILE:HG12	2.02	0.59
31:DA:1305:G:O2'	31:DA:1306:A:H8	1.80	0.59
31:DA:1374:A:H2'	31:DA:1375:A:C5'	2.32	0.59
31:DA:652:U:H1'	31:DA:653:A:C2	2.35	0.59
31:DA:730:G:C5	31:DA:731:G:H1'	2.37	0.59
32:DE:165:VAL:HG23	32:DE:166:ASP:H	1.66	0.59
40:DM:4:ILE:HA	40:DM:100:THR:HG22	1.82	0.59
36:DI:100:ASN:HB2	48:DU:23:LYS:HD2	1.84	0.59
1:AA:1102:C:H2'	1:AA:1103:A:C8	2.38	0.59
1:AA:1210:A:C8	1:AA:1210:A:H5'	2.27	0.59
1:AA:1262:A:N3	27:A5:10:LYS:NZ	2.34	0.59
1:AA:2849:U:H4'	1:AA:2868:A:C2	2.37	0.59
1:AA:299:A:C2	1:AA:322:A:C4	2.89	0.59
10:AN:4:PRO:O	10:AN:5:GLN:CB	2.50	0.59
15:AR:107:ASP:O	15:AR:110:ILE:HG23	2.02	0.59
21:AV:27:VAL:CG1	21:AV:87:ASP:HB3	2.33	0.59
27:B5:3:LYS:HG3	27:B5:4:HIS:N	2.17	0.59

Continued on next page...

Continued from previous page...

Atom-1	Atom-2	Interatomic distance (Å)	Clash overlap (Å)
30:B8:61:LEU:O	30:B8:62:LEU:O	2.21	0.59
1:BA:1142:U:O2	1:BA:1142:U:H2'	2.03	0.59
1:BA:2527:C:C5	1:BA:2528:U:C5	2.89	0.59
1:BA:330:A:H2	1:BA:1210:A:C2'	2.16	0.59
5:BF:18:ARG:HG2	5:BF:19:GLU:H	1.65	0.59
14:BQ:110:LEU:HD23	14:BQ:112:PHE:CE2	2.37	0.59
2:BB:83:G:H5''	25:BX:52:HIS:CE1	2.37	0.59
23:BZ:85:LEU:HD12	23:BZ:85:LEU:O	2.01	0.59
31:CA:760:G:H2'	31:CA:761:G:H5'	1.84	0.59
31:CA:856:C:C2'	31:CA:857:C:H5'	2.33	0.59
38:CK:121:ASP:HB2	38:CK:125:ARG:NH2	2.17	0.59
31:CA:943:U:H1'	39:CL:124:GLN:HE22	1.67	0.59
43:CP:11:ARG:HG2	43:CP:12:ASN:H	1.67	0.59
47:CT:76:LEU:HD11	47:CT:78:GLU:C	2.22	0.59
31:DA:1239:A:H4'	31:DA:1240:U:C5'	2.33	0.59
31:DA:1277:C:O2'	31:DA:1279:A:C8	2.50	0.59
28:A6:43:CYS:HB3	28:A6:44:ARG:HH11	1.68	0.59
1:AA:2024:G:H2'	1:AA:2025:C:H6	1.68	0.59
1:AA:2469:A:C8	1:AA:2470:G:H1'	2.37	0.59
1:AA:271(B):G:H4'	1:AA:271(C):U:C5'	2.33	0.59
1:AA:475:U:C5	1:AA:481:G:O6	2.56	0.59
3:AD:231:HIS:ND1	3:AD:232:PRO:HD2	2.17	0.59
5:AF:32:LEU:O	5:AF:32:LEU:HD12	2.02	0.59
18:AS:111:HIS:CD2	18:AS:112:GLY:H	2.19	0.59
17:B2:76:LYS:N	17:B2:80:GLN:CB	2.65	0.59
30:B8:25:MET:O	30:B8:48:PHE:CE1	2.55	0.59
1:BA:1025:G:OP1	1:BA:1025:G:H8	1.85	0.59
1:BA:2165:G:H2'	1:BA:2165:G:N3	2.17	0.59
1:BA:244:A:C2	1:BA:255:A:C4	2.90	0.59
2:BB:13:A:N1	2:BB:69:G:O2'	2.24	0.59
4:BE:56:PRO:CB	4:BE:57:LYS:CD	2.80	0.59
9:BM:137:LYS:HA	9:BM:137:LYS:HZ3	1.68	0.59
12:BP:66:ILE:CA	12:BP:104:PHE:HA	2.32	0.59
31:CA:1305:G:N2	31:CA:1331:G:C2'	2.59	0.59
31:CA:438:G:H2'	31:CA:494:U:O4	2.02	0.59
31:CA:701:C:O2	31:CA:703:G:N1	2.35	0.59
34:CG:209:ARG:HA	34:CG:209:ARG:NE	2.17	0.59
39:CL:114:TYR:N	39:CL:114:TYR:HD2	2.00	0.59
42:CO:21:VAL:HG11	42:CO:24:LEU:CD1	2.32	0.59
31:DA:1026:G:C6	31:DA:1036:G:C2	2.90	0.59
31:DA:1132:C:H2'	31:DA:1133:G:H8	1.68	0.59

Continued on next page...

Continued from previous page...

Atom-1	Atom-2	Interatomic distance (Å)	Clash overlap (Å)
52:DB:27:G:H5'	52:DB:28:C:OP2	2.03	0.59
34:DG:196:LEU:HB3	34:DG:197:PRO:HD2	1.85	0.59
37:DJ:94:ARG:O	37:DJ:97:GLN:HB3	2.02	0.59
40:DM:23:ILE:HA	40:DM:26:ALA:HB3	1.85	0.59
13:A0:38:VAL:HB	13:A0:39:PRO:HD3	1.84	0.59
30:A8:52:LYS:H	30:A8:53:PRO:HD2	1.66	0.59
1:AA:654(M):C:H5''	1:AA:654(N):G:N7	2.17	0.59
3:AD:142:VAL:HG23	3:AD:193:VAL:HA	1.83	0.59
4:AE:97:LYS:N	4:AE:100:GLU:OE1	2.31	0.59
5:AF:178:PRO:HB3	5:AF:198:ALA:HB1	1.83	0.59
8:AK:130:TYR:N	8:AK:136:VAL:O	2.35	0.59
12:AP:14:ARG:HG2	12:AP:41:TRP:CH2	2.37	0.59
1:BA:1226:G:OP1	17:B2:85:LYS:CB	2.48	0.59
26:B4:63:TYR:O	49:DV:42:PRO:HD2	2.03	0.59
28:B6:28:ARG:HB3	28:B6:30:THR:C	2.22	0.59
1:BA:1190:G:H2'	1:BA:1191:G:H8	1.68	0.59
1:BA:1864:U:C2'	1:BA:1869:G:H5''	2.33	0.59
1:BA:1926:U:H2'	1:BA:1928:A:OP2	2.02	0.59
1:BA:747:U:O2	1:BA:2014:A:H1'	2.02	0.59
1:BA:2162:G:O2'	1:BA:2173:A:OP2	2.21	0.59
1:BA:2191:G:O2'	1:BA:2192:G:P	2.60	0.59
1:BA:2252:G:H2'	1:BA:2253:G:O4'	2.03	0.59
1:BA:2788:C:H5''	1:BA:2789:C:OP2	2.02	0.59
1:BA:729:G:OP2	3:BD:13:ARG:NH1	2.35	0.59
5:BF:101:LEU:HD12	5:BF:102:PRO:CD	2.32	0.59
6:BG:21:ARG:HH11	6:BG:21:ARG:HG2	1.67	0.59
11:BO:15:ARG:O	11:BO:16:ARG:O	2.21	0.59
1:BA:2415:G:H4'	11:BO:66:GLY:CA	2.32	0.59
11:BO:95:VAL:O	11:BO:95:VAL:CG2	2.50	0.59
15:BR:16:ARG:HH21	15:BR:19:LEU:HD21	1.68	0.59
8:BK:27:ARG:HG2	23:BZ:71:TYR:CZ	2.37	0.59
31:CA:1022:G:H2'	31:CA:1023:G:O4'	2.03	0.59
31:CA:836:G:C6	31:CA:851:G:C6	2.90	0.59
36:CI:4:TYR:CD1	36:CI:92:LYS:HA	2.38	0.59
37:CJ:23:VAL:CG1	37:CJ:43:PHE:CE2	2.84	0.59
31:DA:1099:G:C6	31:DA:1100:C:N3	2.71	0.59
31:DA:1128:C:C4	31:DA:1139:G:C2	2.91	0.59
31:DA:407:G:H2'	31:DA:408:A:C8	2.37	0.59
31:DA:413:G:H2'	31:DA:428:G:H22	1.67	0.59
31:DA:186:C:H1'	50:DW:81:LYS:HZ3	1.66	0.59
1:AA:1429:G:H2'	1:AA:1430:C:C6	2.37	0.59

Continued on next page...

Continued from previous page...

Atom-1	Atom-2	Interatomic distance (Å)	Clash overlap (Å)
1:AA:1469:A:H2'	1:AA:1470:G:C8	2.37	0.59
1:AA:1591:G:H2'	1:AA:1592:C:C6	2.38	0.59
1:AA:164:U:O2	1:AA:164:U:H2'	2.01	0.59
1:AA:2016:U:H1'	27:A5:6:VAL:HG13	1.83	0.59
1:AA:2104:G:C2	1:AA:2186:G:C2	2.91	0.59
1:AA:2126:A:C6	1:AA:2162:G:N2	2.71	0.59
1:AA:270(G):C:H2'	1:AA:270(H):C:O4'	2.02	0.59
2:AB:89:G:OP2	2:AB:89:G:H8	1.84	0.59
3:AD:35:LYS:CA	3:AD:64:ILE:HG22	2.32	0.59
3:AD:85:ASP:OD1	3:AD:86:PRO:HD2	2.02	0.59
5:AF:67:GLN:O	5:AF:68:LYS:HG2	2.02	0.59
7:AH:4:ILE:CG1	7:AH:6:ARG:HB2	2.33	0.59
11:AO:50:ARG:NH2	11:AO:50:ARG:CG	2.47	0.59
11:AO:63:PRO:CA	30:A8:13:ARG:HB3	2.33	0.59
12:AP:59:ARG:O	12:AP:60:ARG:C	2.41	0.59
12:AP:29:PHE:HD2	12:AP:65:PHE:CE1	2.21	0.59
12:AP:66:ILE:CD1	12:AP:67:ARG:C	2.70	0.59
1:AA:2334:G:C2	14:AQ:12:PHE:CE2	2.91	0.59
18:AS:79:GLY:C	18:AS:100:THR:HG22	2.23	0.59
16:B1:92:ARG:HG3	16:B1:94:ASN:H	1.67	0.59
6:BG:112:PRO:HB2	26:B4:37:SER:HA	1.85	0.59
1:BA:128:C:H2'	1:BA:129:C:H6	1.66	0.59
1:BA:1331:A:O2'	1:BA:1332:G:H8	1.84	0.59
1:BA:1558:A:H4'	1:BA:1559:G:H5'	1.85	0.59
1:BA:2111:C:O2	1:BA:2118:U:O2'	2.21	0.59
1:BA:2531:A:C2'	1:BA:2532:G:H5'	2.33	0.59
1:BA:531:C:OP1	1:BA:561:G:N1	2.36	0.59
1:BA:627:A:H62	11:BO:84:ASN:HD21	1.50	0.59
2:BB:31:C:C2'	2:BB:32:C:H5'	2.33	0.59
5:BF:101:LEU:HD12	5:BF:102:PRO:HD2	1.83	0.59
5:BF:83:PHE:O	5:BF:84:VAL:CB	2.50	0.59
10:BN:92:GLU:HG2	10:BN:113:LYS:HE3	1.83	0.59
11:BO:98:GLU:O	11:BO:102:ARG:HG3	2.03	0.59
12:BP:21:THR:HB	12:BP:99:PRO:O	2.03	0.59
12:BP:50:ALA:O	12:BP:53:ALA:HB3	2.03	0.59
31:CA:1057:G:H2'	31:CA:1058:G:O4'	2.02	0.59
31:CA:1072:G:C5	31:CA:1073:U:C4	2.91	0.59
31:CA:1315:U:H2'	31:CA:1316:G:O4'	2.01	0.59
31:CA:223:U:H2'	31:CA:224:C:C6	2.35	0.59
34:CG:114:ARG:HH11	34:CG:114:ARG:CG	2.16	0.59
45:CR:7:GLU:O	45:CR:11:VAL:HG23	2.02	0.59

Continued on next page...

Continued from previous page...

Atom-1	Atom-2	Interatomic distance (Å)	Clash overlap (Å)
31:DA:1032:A:H3'	31:DA:1032(A):G:C5'	2.32	0.59
31:DA:1206:G:C6	31:DA:1207:G:C5	2.91	0.59
53:DD:59:A:O5'	53:DD:59:A:H8	1.85	0.59
40:DM:8:LEU:O	40:DM:16:LEU:HD11	2.03	0.59
41:DN:99:GLN:HG2	41:DN:105:VAL:HG21	1.85	0.59
48:DU:78:LEU:O	48:DU:79:LEU:HD23	2.02	0.59
49:DV:65:ASN:HB2	49:DV:66:MET:HE1	1.85	0.59
28:A6:15:GLU:HG2	28:A6:16:CYS:N	2.16	0.59
1:AA:1796:U:H2'	1:AA:1797:C:C6	2.37	0.59
1:AA:1991:U:H2'	1:AA:1992:G:H5''	1.85	0.59
2:AB:108:C:H5'	2:AB:109:G:O5'	2.02	0.59
4:AE:111:ARG:CD	4:AE:160:TYR:CE1	2.84	0.59
15:AR:33:LYS:HE2	15:AR:84:GLN:HB2	1.85	0.59
21:AV:48:PHE:HE2	21:AV:71:VAL:HG11	1.67	0.59
24:AW:4:SER:CB	24:AW:5:GLU:OE2	2.38	0.59
28:B6:29:ASN:HD22	28:B6:29:ASN:H	1.51	0.59
1:BA:1012:U:C4	9:BM:25:ARG:HD3	2.38	0.59
1:BA:2779:U:O4'	1:BA:2779:U:O2	2.21	0.59
1:BA:329:G:H4'	1:BA:330:A:OP2	2.02	0.59
1:BA:57:C:C2'	1:BA:58:G:O5'	2.50	0.59
1:BA:637:A:H5''	11:BO:117:GLU:HG3	1.83	0.59
3:BD:70:TRP:CZ3	3:BD:150:LYS:HA	2.38	0.59
6:BG:67:LYS:HB3	26:B4:6:HIS:HD2	1.68	0.59
9:BM:36:GLY:H	9:BM:42:TRP:HZ3	1.51	0.59
19:BT:49:VAL:HB	19:BT:83:VAL:HG21	1.84	0.59
20:BU:81:LYS:HB3	20:BU:82:PRO:CD	2.33	0.59
31:CA:1004:A:C8	31:CA:1036:G:N2	2.64	0.59
31:CA:105:G:H2'	31:CA:106:C:H6	1.65	0.59
31:CA:1145:C:H4'	31:CA:1146:A:H5'	1.83	0.59
31:CA:763:G:H2'	31:CA:764:C:H6	1.68	0.59
34:CG:61:LYS:HD2	34:CG:206:PHE:CE2	2.36	0.59
35:CH:12:LEU:HB3	35:CH:31:LEU:HB2	1.85	0.59
43:CP:15:VAL:O	43:CP:19:LEU:HD23	2.03	0.59
50:CW:57:ARG:HH12	50:CW:102:GLY:HA2	1.67	0.59
50:CW:72:LEU:HD21	50:CW:77:ALA:N	2.18	0.59
31:DA:1131:G:OP1	39:DL:3:GLN:NE2	2.36	0.59
31:DA:51:A:C2	31:DA:353:A:N1	2.71	0.59
53:DD:52:C:H42	53:DD:64:G:H1	1.51	0.59
33:DF:111:LEU:HD11	33:DF:145:GLY:CA	2.28	0.59
35:DH:41:VAL:HG13	35:DH:113:ALA:HA	1.85	0.59
43:DP:88:ARG:HG3	43:DP:98:VAL:HG11	1.85	0.59

Continued on next page...

Continued from previous page...

Atom-1	Atom-2	Interatomic distance (Å)	Clash overlap (Å)
16:A1:92:ARG:HB2	17:A2:11:GLN:NE2	2.18	0.59
29:A7:25:PRO:HB3	29:A7:28:ARG:NH2	2.18	0.59
1:AA:1056:G:O4'	1:AA:1086:A:C8	2.54	0.59
1:AA:141:A:H1'	1:AA:1408:C:O4'	2.03	0.59
1:AA:1972:A:H2'	1:AA:1973:G:H8	1.68	0.59
7:AH:83:TYR:CB	7:AH:135:GLY:H	2.02	0.59
18:AS:51:LEU:HD23	18:AS:105:VAL:HG11	1.85	0.59
24:AW:50:ILE:O	24:AW:54:LYS:HB2	2.03	0.59
1:BA:2331:G:H4'	22:B3:43:THR:H	1.66	0.59
27:B5:5:PRO:C	27:B5:6:VAL:HG23	2.22	0.59
11:BO:50:ARG:HD3	30:B8:7:HIS:NE2	2.18	0.59
1:BA:1063:G:C6	1:BA:1064:C:C2	2.91	0.59
1:BA:1416:G:HO2'	1:BA:1417:C:H6	1.49	0.59
1:BA:1991:U:H2'	1:BA:1992:G:H5''	1.84	0.59
1:BA:2157:G:H2'	1:BA:2158:A:H8	1.68	0.59
1:BA:2543:G:H2'	1:BA:2544:G:C8	2.37	0.59
1:BA:271:G:H2'	1:BA:272:G:C8	2.38	0.59
1:BA:4:C:H2'	1:BA:5:A:O4'	2.03	0.59
3:BD:58:HIS:HD2	3:BD:59:LYS:O	1.85	0.59
4:BE:48:GLN:O	4:BE:49:LEU:CD1	2.50	0.59
31:CA:1002:G:H2'	31:CA:1003:G:C8	2.37	0.59
31:CA:1152:A:C5	31:CA:1153:C:C5	2.90	0.59
33:CF:155:GLY:HA3	33:CF:196:LEU:HB3	1.84	0.59
31:DA:1200:C:H5'	31:DA:1201:A:C5'	2.33	0.59
16:A1:66:ASN:HB2	16:A1:76:TYR:HB2	1.85	0.59
30:A8:33:ASN:CA	30:A8:36:LYS:HE3	2.32	0.59
1:AA:1432:C:H2'	1:AA:1433:U:O4'	2.02	0.59
1:AA:1534:G:O6	1:AA:1538:G:N2	2.33	0.59
1:AA:2839:G:C6	1:AA:2840:C:C4	2.91	0.59
8:AK:40:THR:HG22	8:AK:42:SER:H	1.67	0.59
17:B2:73:SER:HB2	17:B2:83:ARG:CA	2.20	0.59
1:BA:1224:G:N2	1:BA:1227:A:OP2	2.33	0.59
1:BA:2485:G:C5'	12:BP:46:GLN:HE21	2.15	0.59
1:BA:270(I):G:H1	1:BA:270(Q):C:N4	2.00	0.59
1:BA:2820:A:O5'	13:B0:4:LEU:HD23	2.02	0.59
1:BA:2822:G:H8	1:BA:2822:G:O5'	1.86	0.59
1:BA:301:G:C4	1:BA:302:C:C5	2.91	0.59
1:BA:851:U:O2	1:BA:928:G:C2	2.56	0.59
3:BD:121:PRO:HB3	3:BD:135:PHE:CE1	2.38	0.59
21:BV:156:LYS:O	21:BV:157:LEU:HB2	2.03	0.59
12:BP:139:GLU:OE1	21:BV:76:LEU:HD21	2.03	0.59

Continued on next page...

Continued from previous page...

Atom-1	Atom-2	Interatomic distance (Å)	Clash overlap (Å)
31:CA:1160:G:O6	31:CA:1181:G:C6	2.55	0.59
31:CA:411:A:C6	31:CA:429:U:C4	2.91	0.59
31:CA:96:G:C2'	31:CA:97:U:H5'	2.33	0.59
1:AA:2508:G:H5'	52:CB:85:C:N4	2.17	0.59
53:CC:68:C:H2'	53:CC:69:C:H5'	1.85	0.59
53:CD:20:G:H2'	53:CD:20:G:N3	2.16	0.59
32:CE:215:LEU:O	32:CE:219:VAL:HG23	2.02	0.59
40:CM:33:GLN:HB2	40:CM:75:ILE:HD11	1.83	0.59
31:DA:259:G:H1	31:DA:267:C:H42	1.51	0.59
31:DA:327:A:O2'	31:DA:328:C:O4'	2.18	0.59
31:DA:321:A:C2	31:DA:333:G:C2	2.91	0.59
31:DA:476:G:H2'	31:DA:477:G:H8	1.68	0.59
33:DF:195:VAL:C	33:DF:196:LEU:HD23	2.24	0.59
37:DJ:26:PHE:CE2	37:DJ:30:ILE:HD11	2.38	0.59
38:DK:84:ARG:O	38:DK:135:CYS:HB2	2.02	0.59
39:DL:99:LEU:HB3	39:DL:101:PHE:CE1	2.37	0.59
42:DO:70:ILE:CD1	42:DO:77:LEU:HD12	2.32	0.59
13:A0:75:LEU:HA	13:A0:78:LYS:HB3	1.85	0.58
1:AA:1380:G:N2	1:AA:1570:A:C2	2.71	0.58
1:AA:2001:A:H2'	1:AA:2002:G:C8	2.38	0.58
1:AA:2212:A:H1'	1:AA:2215:G:C4	2.37	0.58
1:AA:2310:A:N3	1:AA:2310:A:C3'	2.64	0.58
1:AA:32:C:C2'	1:AA:33:U:H5'	2.33	0.58
4:AE:51:PHE:O	4:AE:74:PRO:CB	2.51	0.58
8:AK:144:VAL:HG22	8:AK:145:VAL:N	2.16	0.58
11:AO:101:VAL:HG23	11:AO:106:LEU:HB3	1.84	0.58
11:AO:50:ARG:O	11:AO:51:PHE:C	2.41	0.58
20:AU:78:ALA:HB3	20:AU:81:LYS:HZ2	1.65	0.58
21:AV:150:LEU:HD23	21:AV:154:ASP:HB2	1.84	0.58
16:B1:112:ARG:NH1	17:B2:47:VAL:HG13	2.18	0.58
22:B3:53:MET:HA	22:B3:58:THR:O	2.02	0.58
1:BA:1024:G:C3'	1:BA:1025:G:H5''	2.33	0.58
1:BA:1048:A:OP2	1:BA:1109:C:N4	2.36	0.58
1:BA:1170:G:O6	1:BA:1179:C:N3	2.36	0.58
1:BA:1385:G:N3	1:BA:1386:C:C6	2.71	0.58
1:BA:1763:G:H5'	1:BA:1764:G:OP2	2.03	0.58
1:BA:2320:A:H61	1:BA:2333:A:H2'	1.68	0.58
1:BA:545:G:H21	1:BA:548:A:N6	1.98	0.58
6:BG:5:VAL:HG22	26:B4:25:TYR:CE2	2.38	0.58
7:BH:125:VAL:HG22	7:BH:126:PRO:CD	2.17	0.58
7:BH:20:ALA:HB3	7:BH:23:ARG:HB2	1.84	0.58

Continued on next page...

Continued from previous page...

Atom-1	Atom-2	Interatomic distance (Å)	Clash overlap (Å)
14:BQ:20:ARG:O	14:BQ:20:ARG:HG2	2.02	0.58
31:CA:1349:A:P	39:CL:118:LYS:NZ	2.76	0.58
31:CA:299:G:H2'	31:CA:300:A:C8	2.38	0.58
31:DA:1028:C:H42	31:DA:1033:G:H1	1.51	0.58
31:DA:1053:G:C4	31:DA:1199:U:C5	2.91	0.58
31:DA:1300:G:O2'	31:DA:1301:U:P	2.61	0.58
53:DC:63:C:O2	53:DC:63:C:H2'	2.03	0.58
16:A1:60:LEU:CD1	16:A1:64:ARG:HD2	2.32	0.58
1:AA:102:G:OP1	24:AW:7:ARG:NH1	2.35	0.58
1:AA:1437:C:H2'	1:AA:1438:U:H6	1.67	0.58
1:AA:164:U:H5''	1:AA:165:U:O2	2.03	0.58
1:AA:1688:U:O2	1:AA:1700:A:H5''	2.03	0.58
1:AA:2023:G:H5'	1:AA:2617:C:H4'	1.85	0.58
1:AA:494:G:N2	18:AS:57:ASN:HD21	2.01	0.58
3:AD:75:ILE:HG21	3:AD:99:ASP:OD1	2.03	0.58
26:B4:2:LYS:HD2	26:B4:6:HIS:CE1	2.39	0.58
28:B6:43:CYS:SG	28:B6:43:CYS:O	2.61	0.58
1:BA:2062:A:H62	1:BA:2503:A:H62	1.48	0.58
1:BA:2306:C:C3'	1:BA:2307:G:H5''	2.24	0.58
1:BA:320:A:H4'	1:BA:322:A:C8	2.38	0.58
1:BA:847:U:OP2	1:BA:929:G:O6	2.21	0.58
2:BB:44:G:H1'	2:BB:47:C:N4	2.18	0.58
6:BG:117:PHE:HD1	6:BG:118:ARG:O	1.83	0.58
6:BG:77:ILE:O	6:BG:81:LYS:O	2.21	0.58
11:BO:147:LEU:CD2	11:BO:148:LEU:H	2.16	0.58
11:BO:66:GLY:O	11:BO:67:MET:C	2.40	0.58
21:BV:97:GLU:HB3	21:BV:125:LEU:HD11	1.85	0.58
31:CA:1399:C:H4'	31:CA:1400:C:O5'	2.02	0.58
31:CA:1466:C:H2'	31:CA:1467:G:O4'	2.03	0.58
31:CA:466:C:C5'	31:CA:467:G:OP2	2.51	0.58
37:CJ:26:PHE:CE2	37:CJ:30:ILE:HD11	2.39	0.58
47:CT:22:LEU:HD11	47:CT:39:SER:HB3	1.84	0.58
49:CV:30:LEU:HD13	49:CV:30:LEU:H	1.67	0.58
31:DA:1321:C:C5	31:DA:1322:C:C5	2.91	0.58
31:DA:1503:A:H1'	31:DA:1504:G:OP1	2.03	0.58
31:DA:321:A:H62	31:DA:328:C:H1'	1.68	0.58
53:DD:15:G:N2	53:DD:49:C:C2	2.66	0.58
48:DU:56:THR:HB	48:DU:58:LEU:HD11	1.84	0.58
49:DV:45:VAL:HA	49:DV:62:ILE:CG2	2.32	0.58
26:A4:37:SER:HB3	26:A4:42:PHE:CD1	2.38	0.58
11:AO:64:LYS:HD3	30:A8:25:MET:SD	2.43	0.58

Continued on next page...

Continued from previous page...

Atom-1	Atom-2	Interatomic distance (Å)	Clash overlap (Å)
1:AA:2335:A:C8	1:AA:2337:G:N7	2.72	0.58
1:AA:2468:G:N2	1:AA:2482:G:C8	2.70	0.58
1:AA:2619:C:H4'	4:AE:151:TYR:O	2.03	0.58
6:AG:26:GLN:NE2	6:AG:27:ASN:HB2	2.19	0.58
8:AK:3:VAL:HG12	8:AK:38:LEU:HA	1.86	0.58
11:AO:97:PRO:HD3	11:AO:126:VAL:O	2.03	0.58
11:AO:15:ARG:O	11:AO:16:ARG:O	2.21	0.58
14:AQ:26:LEU:HB3	14:AQ:87:PHE:HA	1.85	0.58
21:AV:63:ASP:CG	21:AV:65:GLN:HE21	2.06	0.58
24:AW:29:LYS:HD3	24:AW:57:ILE:HD13	1.84	0.58
25:AX:52:HIS:CD2	25:AX:52:HIS:H	2.20	0.58
1:BA:2015:A:C2'	27:B5:2:ALA:HA	2.27	0.58
30:B8:51:ALA:O	30:B8:53:PRO:CD	2.50	0.58
1:BA:1043:C:H2'	1:BA:1044:G:H5'	1.85	0.58
1:BA:1353:A:H4'	3:BD:38:LYS:NZ	2.18	0.58
1:BA:2111:C:H41	1:BA:2147:G:N2	2.01	0.58
1:BA:2522:U:C2'	1:BA:2523:G:H5''	2.32	0.58
1:BA:270(F):U:H2'	1:BA:270(G):C:C6	2.38	0.58
5:BF:148:LEU:HD23	5:BF:191:ARG:HH12	1.68	0.58
7:BH:106:THR:HG23	7:BH:112:PRO:HB3	1.84	0.58
14:BQ:106:ARG:HB3	14:BQ:110:LEU:HD11	1.85	0.58
14:BQ:3:ARG:HG3	14:BQ:4:LEU:N	2.19	0.58
15:BR:136:GLN:O	15:BR:137:LYS:HD2	2.02	0.58
1:BA:2213:U:H4'	23:BZ:52:ARG:HH22	1.67	0.58
31:CA:1084:G:C5	31:CA:1085:U:C4	2.91	0.58
31:CA:1152:A:H4'	40:CM:13:HIS:CD2	2.38	0.58
31:CA:954:G:H21	31:CA:1227:A:H62	1.51	0.58
39:CL:23:ASN:OD1	39:CL:25:LYS:HB3	2.02	0.58
43:CP:108:ARG:HD2	43:CP:108:ARG:N	2.16	0.58
43:CP:99:ARG:O	43:CP:101:GLN:NE2	2.37	0.58
31:CA:377:G:OP1	46:CS:3:LYS:HD2	2.03	0.58
31:DA:1028(A):C:N4	31:DA:1028(B):C:H41	2.01	0.58
31:DA:992:U:H1'	31:DA:993:G:OP2	2.02	0.58
33:DF:14:ILE:CG1	33:DF:15:THR:N	2.67	0.58
37:DJ:136:LYS:NZ	37:DJ:140:ASP:OD1	2.26	0.58
38:DK:29:SER:HB3	38:DK:32:LYS:CG	2.34	0.58
28:A6:36:LEU:HD23	28:A6:36:LEU:H	1.66	0.58
1:AA:1067:A:N3	1:AA:1067:A:H2'	2.18	0.58
1:AA:1085:A:C4'	1:AA:1086:A:OP1	2.50	0.58
1:AA:1111:A:O2'	1:AA:1112:G:H4'	2.03	0.58
1:AA:164:U:H5''	1:AA:165:U:C2	2.37	0.58

Continued on next page...

Continued from previous page...

Atom-1	Atom-2	Interatomic distance (Å)	Clash overlap (Å)
1:AA:1914:C:H2'	1:AA:1915:U:O4'	2.04	0.58
1:AA:2212:A:H1'	1:AA:2215:G:C5	2.38	0.58
1:AA:2712:U:C5'	1:AA:2712:U:O2	2.47	0.58
3:AD:35:LYS:HD3	3:AD:63:ARG:C	2.23	0.58
5:AF:34:TRP:NE1	11:AO:8:PRO:HD3	2.18	0.58
11:AO:11:GLY:C	11:AO:13:ASN:N	2.57	0.58
1:AA:960:A:N6	12:AP:83:MET:HE2	2.08	0.58
23:AZ:91:LYS:O	23:AZ:94:LEU:N	2.31	0.58
13:B0:87:TYR:HD1	13:B0:90:ARG:HD2	1.68	0.58
17:B2:59:ALA:HA	17:B2:95:LEU:O	2.03	0.58
1:BA:1485:G:C2'	1:BA:1486:A:H5'	2.33	0.58
1:BA:2103:C:H2'	1:BA:2104:G:C8	2.39	0.58
1:BA:2130:U:H2'	1:BA:2131:G:H5''	1.86	0.58
5:BF:149:ASP:OD2	5:BF:151:SER:OG	2.19	0.58
5:BF:162:LEU:HD12	5:BF:162:LEU:N	2.19	0.58
7:BH:74:ASN:ND2	7:BH:138:LYS:HG2	2.18	0.58
11:BO:85:LEU:HB3	11:BO:114:ILE:CD1	2.33	0.58
15:BR:82:LEU:HD12	15:BR:82:LEU:H	1.68	0.58
1:BA:84:A:OP2	20:BU:8:LYS:HD3	2.02	0.58
31:CA:1004:A:OP1	31:CA:1025:U:O4	2.21	0.58
31:CA:1032(B):G:H2'	31:CA:1033:G:C8	2.38	0.58
31:CA:1301:U:C2'	31:CA:1302:U:H5'	2.32	0.58
31:CA:1391:U:H2'	31:CA:1392:G:C8	2.38	0.58
15:AR:41:ARG:HG2	31:CA:346:G:H5'	1.85	0.58
31:CA:687:A:H4'	31:CA:688:G:O5'	2.02	0.58
31:CA:939:G:H2'	31:CA:940:C:C6	2.38	0.58
33:CF:34:LEU:HD22	33:CF:38:ARG:HD2	1.84	0.58
34:CG:28:SER:HB3	34:CG:29:PRO:CD	2.33	0.58
31:CA:1346:A:C4	37:CJ:10:ARG:NH1	2.71	0.58
46:CS:72:ARG:CD	46:CS:73:LEU:HD23	2.33	0.58
31:DA:1028(B):C:H3'	31:DA:1029:G:H5''	1.84	0.58
31:DA:1305:G:N2	31:DA:1331:G:H2'	2.15	0.58
53:DC:51:U:H2'	53:DC:52:C:C6	2.38	0.58
32:DE:64:ARG:O	32:DE:64:ARG:HG2	2.02	0.58
35:DH:31:LEU:HD11	35:DH:129:ILE:HA	1.85	0.58
39:DL:99:LEU:HB3	39:DL:101:PHE:HE1	1.69	0.58
31:DA:1226:C:H4'	49:DV:80:TYR:OH	2.02	0.58
31:DA:192:U:O4'	50:DW:103:GLY:HA3	2.04	0.58
16:A1:17:ILE:HG23	16:A1:39:LEU:HD12	1.86	0.58
27:A5:16:ARG:O	27:A5:20:ARG:HD2	2.04	0.58
28:A6:28:ARG:HB3	28:A6:28:ARG:HH11	1.68	0.58

Continued on next page...

Continued from previous page...

Atom-1	Atom-2	Interatomic distance (Å)	Clash overlap (Å)
28:A6:46:HIS:O	28:A6:47:THR:CB	2.50	0.58
1:AA:1025:G:C4	1:AA:1135:C:H1'	2.38	0.58
1:AA:1139:G:O2'	1:AA:1143:A:N1	2.33	0.58
1:AA:1973:G:H2'	1:AA:1974:C:C6	2.39	0.58
1:AA:957:A:N1	1:AA:2458:G:H4'	2.18	0.58
3:AD:35:LYS:CE	3:AD:64:ILE:C	2.70	0.58
6:AG:125:PHE:HE1	6:AG:180:PHE:HE2	1.51	0.58
8:AK:104:GLN:O	8:AK:105:HIS:CG	2.57	0.58
8:AK:88:ILE:O	8:AK:121:LYS:HE3	2.03	0.58
17:B2:46:VAL:O	17:B2:46:VAL:HG22	2.03	0.58
26:B4:37:SER:OG	26:B4:38:LYS:N	2.37	0.58
27:B5:5:PRO:O	27:B5:6:VAL:CG2	2.52	0.58
28:B6:47:THR:O	28:B6:48:VAL:C	2.42	0.58
1:BA:1061:U:H4'	1:BA:1070:A:H1'	1.85	0.58
1:BA:1558:A:O2'	1:BA:1559:G:OP2	2.14	0.58
1:BA:2135:A:C8	1:BA:2135:A:OP2	2.57	0.58
1:BA:212:G:O2'	1:BA:213:A:H5'	2.03	0.58
1:BA:309:G:O3'	20:BU:18:GLY:HA2	2.04	0.58
1:BA:882:G:H1	1:BA:894:C:H42	0.68	0.58
1:BA:946:G:HO2'	1:BA:947:G:H5'	1.66	0.58
2:BB:88:C:H3'	2:BB:89:G:H8	1.69	0.58
3:BD:186:HIS:HD2	3:BD:188:GLU:N	1.94	0.58
4:BE:46:ALA:HB2	4:BE:82:ARG:HA	1.84	0.58
6:BG:43:LEU:O	6:BG:88:ILE:HG12	2.03	0.58
7:BH:149:ARG:HD3	7:BH:164:TYR:CE1	2.38	0.58
9:BM:128:HIS:NE2	9:BM:134:ARG:HD2	2.18	0.58
9:BM:47:ALA:O	9:BM:49:GLY:N	2.30	0.58
12:BP:35:VAL:CG2	12:BP:130:LYS:HE2	2.34	0.58
31:CA:1277:C:HO2'	31:CA:1279:A:H1'	1.68	0.58
31:CA:148:G:C2	31:CA:149:A:N7	2.71	0.58
31:CA:342:C:N3	31:CA:348:G:C2	2.71	0.58
31:CA:914:A:C4	31:CA:915:A:C8	2.92	0.58
53:CD:39:A:H2'	53:CD:40:C:H5'	1.84	0.58
34:CG:3:ARG:HG2	34:CG:118:ARG:CZ	2.33	0.58
35:CH:41:VAL:HG11	35:CH:113:ALA:HB2	1.84	0.58
40:CM:40:LEU:HB2	40:CM:69:ASN:HB2	1.86	0.58
31:DA:1352:C:H2'	31:DA:1353:G:C8	2.38	0.58
31:DA:109:A:C6	31:DA:326:G:C6	2.91	0.58
31:DA:527:G:C2'	31:DA:528:C:H5'	2.33	0.58
31:DA:77:C:N4	31:DA:92:G:H1	2.00	0.58
32:DE:67:THR:HG21	32:DE:155:LEU:HG	1.84	0.58

Continued on next page...

Continued from previous page...

Atom-1	Atom-2	Interatomic distance (Å)	Clash overlap (Å)
34:DG:201:GLN:NE2	34:DG:204:ILE:HD12	2.18	0.58
37:DJ:22:LEU:HD23	37:DJ:62:PHE:HE2	1.67	0.58
49:DV:40:ILE:HD11	49:DV:71:LEU:HD23	1.86	0.58
17:A2:65:GLY:HA3	17:A2:91:TYR:CE1	2.38	0.58
1:AA:2419:U:O4	30:A8:30:ARG:NE	2.36	0.58
1:AA:1085:A:H2	1:AA:1086:A:N7	2.01	0.58
1:AA:1925:C:H2'	1:AA:1926:U:H5'	1.86	0.58
4:AE:4:ILE:HG12	4:AE:5:LEU:N	2.19	0.58
10:AN:3:GLN:HG3	10:AN:4:PRO:HD2	1.83	0.58
14:AQ:38:GLN:HG3	14:AQ:47:THR:HG21	1.86	0.58
15:AR:26:ASP:HB3	15:AR:92:GLY:H	1.67	0.58
27:B5:4:HIS:O	27:B5:5:PRO:C	2.40	0.58
28:B6:13:CYS:O	28:B6:21:TYR:HA	2.04	0.58
30:B8:33:ASN:OD1	30:B8:33:ASN:N	2.35	0.58
1:BA:1460:A:H4'	1:BA:1461:G:OP2	2.03	0.58
1:BA:1771:C:O2'	1:BA:1786:A:H8	1.86	0.58
1:BA:2162:G:O2'	1:BA:2163:C:H5'	2.02	0.58
6:BG:97:ASP:H	6:BG:100:TRP:HD1	1.52	0.58
8:BK:38:LEU:HD12	8:BK:38:LEU:H	1.68	0.58
11:BO:109:GLY:O	11:BO:110:TYR:CD2	2.57	0.58
12:BP:57:HIS:CG	12:BP:57:HIS:O	2.56	0.58
31:CA:1191:A:H5''	31:CA:1192:C:OP2	2.03	0.58
31:CA:1348:U:N3	31:CA:1374:A:C2	2.69	0.58
31:CA:659:U:O2'	31:CA:660:G:H5'	2.04	0.58
31:CA:960:U:O2	31:CA:1225:A:C5	2.56	0.58
32:CE:200:ILE:HD12	32:CE:200:ILE:H	1.67	0.58
40:CM:3:LYS:O	40:CM:100:THR:HG22	2.03	0.58
31:DA:1004:A:H8	31:DA:1036:G:N2	1.90	0.58
31:DA:616:G:H2'	31:DA:617:G:H8	1.68	0.58
35:DH:36:ASP:CG	35:DH:38:GLN:HB2	2.24	0.58
31:DA:1219:U:OP1	44:DQ:19:ARG:NH2	2.36	0.58
22:A3:51:VAL:N	22:A3:62:LEU:HD12	2.18	0.58
1:AA:1050:A:H1'	1:AA:2751:G:C8	2.39	0.58
1:AA:2108:C:H2'	1:AA:2109:U:O4'	2.03	0.58
1:AA:2112:G:H1	53:CD:57:C:H42	1.51	0.58
1:AA:2199:A:OP2	1:AA:2205:C:H5	1.87	0.58
1:AA:2344:U:OP1	28:A6:38:LYS:HE3	2.03	0.58
1:AA:2751:G:O5'	1:AA:2751:G:C8	2.56	0.58
1:AA:587:C:N3	11:AO:33:ARG:NH1	2.52	0.58
1:AA:879:G:H1	1:AA:898:C:H42	1.50	0.58
7:AH:15:VAL:HG12	7:AH:28:GLY:HA3	1.86	0.58

Continued on next page...

Continued from previous page...

Atom-1	Atom-2	Interatomic distance (Å)	Clash overlap (Å)
8:AK:21:VAL:HG21	8:AK:25:TYR:HD1	1.68	0.58
9:AM:120:LEU:HD22	9:AM:121:LYS:N	2.18	0.58
12:AP:104:PHE:HE1	12:AP:125:LEU:HD11	1.68	0.58
15:AR:58:ASN:O	15:AR:59:THR:C	2.40	0.58
1:AA:988:A:N6	25:AX:13:ILE:HG21	2.19	0.58
28:B6:15:GLU:HG2	28:B6:16:CYS:H	1.68	0.58
1:BA:2584:U:H5''	1:BA:2585:U:OP2	2.03	0.58
1:BA:2740:A:C6	1:BA:2764:A:C8	2.91	0.58
1:BA:2798:C:H5	1:BA:2799:A:H62	1.51	0.58
3:BD:270:ILE:CG2	3:BD:271:ILE:H	2.17	0.58
4:BE:47:VAL:HG13	4:BE:48:GLN:N	2.16	0.58
7:BH:169:VAL:O	7:BH:170:ARG:HG2	2.04	0.58
8:BK:56:LYS:O	8:BK:60:GLU:HB2	2.03	0.58
9:BM:30:ILE:HG22	9:BM:34:LEU:CD2	2.33	0.58
20:BU:17:SER:HB2	20:BU:71:LYS:HD2	1.86	0.58
23:BZ:18:ILE:HG12	23:BZ:37:ILE:HG12	1.84	0.58
23:BZ:7:ILE:HD11	23:BZ:70:VAL:HG22	1.84	0.58
31:CA:102:G:C5	31:CA:103:C:C5	2.92	0.58
31:CA:1128:C:H5'	39:CL:16:ARG:NH1	2.17	0.58
31:CA:1285:A:H4'	31:CA:1286:A:C5'	2.33	0.58
31:CA:1448:C:H42	31:CA:1455:G:H1	1.52	0.58
31:CA:250:A:H4'	31:CA:251:G:H5''	1.86	0.58
52:CB:15:A:C2	52:CB:21:A:N6	2.71	0.58
33:CF:126:ARG:NH1	33:CF:126:ARG:HG3	2.14	0.58
31:CA:728:A:C5	45:CR:54:ARG:HD2	2.39	0.58
31:DA:1356:G:H2'	31:DA:1357:A:C8	2.38	0.58
31:DA:735:C:H2'	31:DA:736:C:H6	1.69	0.58
53:DD:51:U:H3	53:DD:65:G:H1	1.52	0.58
53:DD:68:C:H2'	53:DD:69:C:C6	2.39	0.58
44:DQ:12:ARG:NH1	44:DQ:14:PRO:HG2	2.19	0.58
50:DW:37:SER:O	50:DW:41:ILE:HG13	2.03	0.58
22:A3:24:LYS:O	22:A3:25:ARG:NH1	2.35	0.58
1:AA:1534:G:H2'	1:AA:1535:U:O4'	2.03	0.58
1:AA:2310:A:H5''	1:AA:2311:A:OP2	2.02	0.58
1:AA:2319:G:H4'	1:AA:2319:G:OP2	2.02	0.58
1:AA:2682:U:H6	1:AA:2682:U:H5'	1.69	0.58
1:AA:2734:A:H5'	1:AA:2734:A:C8	2.38	0.58
1:AA:456:C:C4	19:AT:69:TYR:CE1	2.92	0.58
1:AA:479:A:H4'	1:AA:480:A:OP1	2.04	0.58
1:AA:582:G:H2'	1:AA:583:G:C8	2.38	0.58
1:AA:784:A:C8	1:AA:792:G:C5	2.92	0.58

Continued on next page...

Continued from previous page...

Atom-1	Atom-2	Interatomic distance (Å)	Clash overlap (Å)
1:AA:963:U:H2'	1:AA:964:C:C6	2.39	0.58
3:AD:158:ALA:HB3	3:AD:161:THR:HG21	1.86	0.58
7:AH:10:PRO:C	7:AH:11:VAL:HG13	2.23	0.58
25:AX:19:GLN:NE2	25:AX:52:HIS:HE1	2.02	0.58
1:BA:1278:A:H5''	13:B0:36:THR:HG22	1.86	0.58
1:BA:1084:A:H5''	1:BA:1085:A:OP2	2.04	0.58
1:BA:1444(A):A:H2'	1:BA:1444(A):A:N3	2.18	0.58
1:BA:146:G:H2'	1:BA:147:U:O4'	2.04	0.58
1:BA:1464:C:O2'	1:BA:1528:A:H8	1.71	0.58
1:BA:1869:G:H5'	1:BA:1869:G:H8	1.67	0.58
1:BA:2593:U:H2'	1:BA:2594:C:H6	1.68	0.58
1:BA:2833:G:OP1	1:BA:2833:G:H8	1.86	0.58
1:BA:311:A:C8	1:BA:332:A:N7	2.71	0.58
1:BA:828:U:O2	1:BA:828:U:H3'	2.04	0.58
1:BA:880:G:H2'	1:BA:880:G:N3	2.18	0.58
5:BF:148:LEU:HD23	5:BF:191:ARG:NH1	2.18	0.58
5:BF:68:LYS:CE	5:BF:68:LYS:HA	2.34	0.58
1:BA:1049:C:N3	7:BH:2:SER:N	2.52	0.58
31:CA:1039:C:H2'	31:CA:1040:U:O4'	2.03	0.58
31:CA:191:G:C4	50:CW:105:SER:HB2	2.39	0.58
31:CA:262:A:H5''	31:CA:263:A:OP2	2.03	0.58
32:CE:16:HIS:NE2	32:CE:213:LEU:HD13	2.03	0.58
33:CF:84:ILE:O	33:CF:88:ARG:HG3	2.04	0.58
35:CH:100:VAL:HG22	35:CH:118:ILE:HG22	1.85	0.58
40:CM:4:ILE:HD13	40:CM:100:THR:HG23	1.86	0.58
41:CN:41:THR:HG23	41:CN:42:TRP:N	2.18	0.58
31:DA:1053:G:C2'	31:DA:1054:C:OP2	2.52	0.58
31:DA:266:G:H5''	31:DA:268:C:H41	1.68	0.58
31:DA:281:G:OP2	31:DA:281:G:H8	1.86	0.58
33:DF:18:TRP:HD1	44:DQ:54:PRO:HA	1.68	0.58
39:DL:48:GLU:HB3	39:DL:101:PHE:HE2	1.69	0.58
31:DA:963:G:O2'	40:DM:54:PHE:HZ	1.87	0.58
43:DP:39:ILE:HD13	43:DP:52:GLU:HB3	1.85	0.58
26:B4:63:TYR:CZ	49:DV:41:VAL:HG22	2.39	0.58
50:DW:67:ALA:HA	50:DW:73:HIS:H	1.68	0.58
26:A4:15:ILE:HB	26:A4:32:TYR:CD1	2.38	0.58
1:AA:550:G:O2'	1:AA:1220:A:N3	2.29	0.58
1:AA:576:U:H2'	1:AA:577:G:C8	2.39	0.58
2:AB:35:U:H2'	2:AB:36:C:C6	2.38	0.58
6:AG:109:VAL:O	6:AG:113:ARG:HG3	2.04	0.58
18:AS:37:ARG:HG2	18:AS:38:TYR:CE2	2.39	0.58

Continued on next page...

Continued from previous page...

Atom-1	Atom-2	Interatomic distance (Å)	Clash overlap (Å)
1:AA:71:A:C2	19:AT:31:HIS:CE1	2.89	0.58
23:AZ:92:LYS:HA	23:AZ:95:LEU:HD12	1.86	0.58
17:B2:76:LYS:N	17:B2:80:GLN:HB3	2.18	0.58
30:B8:22:VAL:HB	30:B8:50:LEU:CG	2.31	0.58
30:B8:8:LYS:HD3	30:B8:8:LYS:N	2.19	0.58
1:BA:1472:A:H2'	1:BA:1473:G:H5'	1.85	0.58
1:BA:1536:A:H5''	1:BA:1537:C:OP2	2.04	0.58
1:BA:1899:G:O2'	1:BA:1900:A:H5''	2.04	0.58
1:BA:2776:A:H4'	1:BA:2777:G:O5'	2.04	0.58
1:BA:2854:G:C2	1:BA:2864:G:C2	2.92	0.58
3:BD:34:VAL:C	3:BD:35:LYS:HG3	2.23	0.58
1:BA:322:A:OP2	5:BF:169:ASN:HB2	2.03	0.58
8:BK:77:LEU:HA	8:BK:141:LYS:H	1.68	0.58
12:BP:66:ILE:CD1	12:BP:67:ARG:H	2.17	0.58
31:CA:1263:C:N3	31:CA:1272:G:O6	2.37	0.58
53:CC:18:C:O2	53:CC:18:C:C2'	2.51	0.58
32:CE:100:GLY:O	32:CE:104:ASN:N	2.34	0.58
32:CE:213:LEU:O	32:CE:217:ARG:NH1	2.36	0.58
32:CE:39:ILE:HG22	32:CE:40:HIS:O	2.04	0.58
32:CE:69:LEU:HD13	32:CE:91:PRO:HB2	1.86	0.58
34:CG:78:LEU:HD22	34:CG:96:LEU:HB3	1.86	0.58
48:CU:36:ASN:H	48:CU:36:ASN:HD22	1.52	0.58
31:DA:488:C:O2'	31:DA:489:C:H5'	2.04	0.58
52:DB:79:U:H2'	52:DB:80:C:C6	2.38	0.58
28:A6:36:LEU:CD2	28:A6:36:LEU:H	2.16	0.58
1:AA:1006:C:O2	9:AM:106:MET:HG2	2.03	0.58
1:AA:2476:A:N3	1:AA:2476:A:H2'	2.18	0.58
7:AH:98:LEU:HD12	7:AH:102:ALA:O	2.03	0.58
15:AR:39:ARG:CG	15:AR:40:THR:H	2.17	0.58
21:AV:111:VAL:HG23	21:AV:111:VAL:O	2.04	0.58
1:BA:1430:C:H2'	1:BA:1431:U:H6	1.67	0.58
1:BA:2472:G:C4	1:BA:2475:C:N4	2.72	0.58
1:BA:521:G:H2'	1:BA:522:G:H8	1.69	0.58
3:BD:44:ASN:HB3	3:BD:49:ILE:CA	2.17	0.58
5:BF:113:ALA:HB1	5:BF:186:ILE:HG21	1.85	0.58
11:BO:147:LEU:O	11:BO:148:LEU:HD23	2.04	0.58
19:BT:60:ARG:CG	19:BT:60:ARG:NH1	2.62	0.58
19:BT:67:GLY:C	19:BT:69:TYR:H	2.07	0.58
21:BV:175:VAL:HG13	21:BV:176:PRO:HD2	1.86	0.58
31:CA:187:C:O2	31:CA:191(A):G:C6	2.56	0.58
31:CA:404:U:H2'	31:CA:405:U:H6	1.69	0.58

Continued on next page...

Continued from previous page...

Atom-1	Atom-2	Interatomic distance (Å)	Clash overlap (Å)
31:CA:652:U:C4	31:CA:752:G:N3	2.72	0.58
1:AA:2602:A:N7	53:CC:77:A:O2'	2.37	0.58
31:DA:142:G:H1	31:DA:221:C:N4	1.99	0.58
42:DO:6:THR:OG1	42:DO:9:GLN:HG3	2.04	0.58
49:DV:79:THR:O	49:DV:79:THR:OG1	2.20	0.58
16:A1:79:PHE:CD2	16:A1:79:PHE:C	2.72	0.57
1:AA:139:G:N3	1:AA:141:A:N1	2.52	0.57
1:AA:1512:G:H2'	1:AA:1513:C:C6	2.39	0.57
1:AA:1728:G:H2'	1:AA:1731:G:O6	2.04	0.57
1:AA:2021:C:H4'	1:AA:2022:U:OP2	2.04	0.57
1:AA:2865:U:C4	1:AA:2866:U:C4	2.91	0.57
1:AA:338:G:N2	1:AA:339:U:H1'	2.18	0.57
1:AA:1093:G:OP1	7:AH:170:ARG:NH1	2.37	0.57
8:AK:130:TYR:HB3	8:AK:136:VAL:HG22	1.84	0.57
1:AA:1244:G:OP1	11:AO:7:ARG:HD3	2.04	0.57
21:AV:142:SER:N	21:AV:143:GLY:HA2	2.19	0.57
17:B2:76:LYS:H	17:B2:80:GLN:HB3	1.68	0.57
1:BA:1496:A:O2'	1:BA:1497:U:H2'	2.04	0.57
1:BA:1784:A:H4'	1:BA:1785:A:O5'	2.04	0.57
1:BA:2261:C:C5	22:B3:16:SER:HB3	2.39	0.57
1:BA:221:A:N1	1:BA:265:A:O2'	2.36	0.57
1:BA:830:G:H4'	1:BA:831:G:OP2	2.04	0.57
3:BD:255:LYS:O	3:BD:255:LYS:HD2	2.04	0.57
3:BD:93:ALA:HB3	3:BD:105:ILE:HG22	1.86	0.57
4:BE:42:ASP:HB3	4:BE:44:TYR:CE1	2.39	0.57
31:CA:1002:G:C2'	31:CA:1003:G:H5'	2.34	0.57
31:CA:1363:A:H1'	31:CA:1365:G:N7	2.19	0.57
31:CA:38:G:C2	31:CA:397:A:C2	2.92	0.57
32:CE:17:PHE:HA	32:CE:42:ILE:HG22	1.86	0.57
32:CE:84:GLU:HB3	32:CE:219:VAL:HG21	1.85	0.57
32:CE:21:ARG:HB2	32:CE:39:ILE:HA	1.86	0.57
32:CE:60:ASP:HB3	32:CE:64:ARG:HH12	1.67	0.57
34:CG:147:ALA:HB2	34:CG:182:LYS:HB3	1.86	0.57
39:CL:22:GLY:HA3	39:CL:60:ASP:OD2	2.04	0.57
42:CO:3:THR:OG1	42:CO:6:GLN:HG3	2.03	0.57
46:CS:11:SER:HB2	46:CS:14:ASN:HB3	1.86	0.57
50:CW:50:GLU:HA	50:CW:100:ILE:HG22	1.86	0.57
33:DF:8:ILE:HG23	33:DF:16:ARG:HG2	1.86	0.57
39:DL:5:TYR:CD2	39:DL:18:PHE:CE2	2.92	0.57
42:DO:82:VAL:HG23	42:DO:106:ASP:OD1	2.04	0.57
42:DO:41:ARG:HB3	42:DO:41:ARG:NH1	2.13	0.57

Continued on next page...

Continued from previous page...

Atom-1	Atom-2	Interatomic distance (Å)	Clash overlap (Å)
42:DO:47:LYS:O	42:DO:49:ASN:N	2.37	0.57
48:DU:22:VAL:O	48:DU:23:LYS:HB3	2.04	0.57
16:A1:66:ASN:OD1	16:A1:76:TYR:HB3	2.04	0.57
1:AA:1084:A:N6	1:AA:1085:A:N6	2.52	0.57
1:AA:1856:G:H2'	1:AA:1857:G:H5'	1.84	0.57
1:AA:2393:A:H5'	11:AO:62:LEU:CB	2.22	0.57
1:AA:286:C:H2'	1:AA:287:C:H6	1.69	0.57
1:AA:2886:G:C2	1:AA:2887:U:C6	2.92	0.57
1:AA:455:C:N3	1:AA:472:A:H2'	2.18	0.57
1:AA:511:U:C5	1:AA:512:G:C5	2.93	0.57
6:AG:64:THR:OG1	6:AG:94:LEU:HD13	2.05	0.57
6:AG:82:LEU:CA	6:AG:86:MET:HE3	2.30	0.57
10:AN:90:GLN:O	10:AN:91:LEU:HB2	2.03	0.57
12:AP:110:THR:OG1	12:AP:113:GLN:HB2	2.03	0.57
1:BA:1869:G:N2	1:BA:1872:A:OP2	2.38	0.57
1:BA:2134:A:N3	1:BA:2134:A:H2'	2.18	0.57
1:BA:226:G:H21	1:BA:228:A:H61	0.58	0.57
1:BA:200:U:O4	1:BA:250:G:N2	2.37	0.57
1:BA:2557:G:H2'	1:BA:2558:C:H6	1.64	0.57
1:BA:363(B):G:H2'	1:BA:363(C):G:C8	2.39	0.57
1:BA:733:G:O6	1:BA:761:A:C8	2.57	0.57
1:BA:959:A:C6	1:BA:960:A:N1	2.73	0.57
3:BD:267:SER:O	3:BD:268:ARG:CB	2.52	0.57
4:BE:171:GLU:O	4:BE:184:VAL:HA	2.04	0.57
5:BF:24:LEU:HB3	5:BF:25:PRO:CD	2.34	0.57
5:BF:25:PRO:HB2	5:BF:27:GLU:H	1.69	0.57
11:BO:19:VAL:HG22	11:BO:20:GLY:H	1.68	0.57
11:BO:79:ARG:CD	11:BO:110:TYR:CE1	2.87	0.57
25:BX:19:GLN:HE22	25:BX:52:HIS:CE1	2.21	0.57
31:CA:942:G:H21	39:CL:124:GLN:NE2	2.03	0.57
53:CC:1:C:H4'	53:CC:2:G:H5'	1.85	0.57
31:CA:933:G:OP2	37:CJ:3:ARG:HB2	2.04	0.57
39:CL:16:ARG:CB	39:CL:64:THR:HG22	2.32	0.57
44:CQ:44:LEU:HD12	44:CQ:44:LEU:O	2.04	0.57
49:CV:50:ALA:HB1	49:CV:57:HIS:HB3	1.86	0.57
31:DA:1053:G:C5	31:DA:1199:U:C6	2.92	0.57
31:DA:345:C:HO2'	31:DA:346:G:P	2.25	0.57
31:DA:439:A:H2'	31:DA:440:A:O5'	2.03	0.57
53:DC:73:A:N6	53:DC:74:A:C6	2.72	0.57
32:DE:144:ARG:HG3	32:DE:145:LEU:N	2.18	0.57
32:DE:82:ARG:HD2	32:DE:92:TYR:OH	2.04	0.57

Continued on next page...

Continued from previous page...

Atom-1	Atom-2	Interatomic distance (Å)	Clash overlap (Å)
40:DM:78:ASN:OD1	40:DM:78:ASN:N	2.36	0.57
47:DT:59:ILE:CG2	47:DT:71:PHE:HB3	2.33	0.57
17:A2:22:VAL:HG12	17:A2:23:GLU:N	2.19	0.57
1:AA:1465:G:C4	1:AA:1466:G:C8	2.92	0.57
1:AA:1465:G:H5'	1:AA:1528:A:H1'	1.86	0.57
1:AA:2019:A:C2'	1:AA:2020:A:O5'	2.51	0.57
1:AA:2149:G:N1	1:AA:2150:U:O2	2.36	0.57
1:AA:819:A:C4	1:AA:1189:A:C2	2.92	0.57
3:AD:28:GLU:HB3	3:AD:29:PRO:CD	2.34	0.57
4:AE:21:VAL:CG2	4:AE:185:LYS:HD2	2.34	0.57
4:AE:54:GLN:HE21	4:AE:54:GLN:CA	2.12	0.57
7:AH:117:PRO:HB3	7:AH:123:PHE:CE1	2.38	0.57
7:AH:4:ILE:H	7:AH:4:ILE:CD1	2.15	0.57
22:B3:36:ILE:H	22:B3:36:ILE:CD1	2.17	0.57
27:B5:3:LYS:HG3	27:B5:4:HIS:H	1.68	0.57
28:B6:28:ARG:HG3	28:B6:31:PRO:HD2	1.85	0.57
1:BA:1011:G:C6	1:BA:1013:C:N3	2.72	0.57
1:BA:1342:A:N1	1:BA:1397:U:C4	2.72	0.57
1:BA:1791:A:O2'	3:BD:207:GLY:HA2	2.05	0.57
1:BA:2154:G:O2'	1:BA:2155:G:H5'	2.04	0.57
1:BA:2232:U:P	23:BZ:40:ARG:HH12	2.27	0.57
1:BA:270(N):G:O2'	1:BA:270(O):U:H5'	2.05	0.57
1:BA:535:C:C2'	1:BA:536:A:H5'	2.34	0.57
3:BD:236:GLY:O	3:BD:237:GLU:O	2.22	0.57
3:BD:35:LYS:CG	3:BD:64:ILE:N	2.62	0.57
3:BD:35:LYS:HG2	3:BD:64:ILE:N	2.18	0.57
7:BH:89:ILE:O	7:BH:161:GLY:O	2.22	0.57
8:BK:116:LEU:HD13	8:BK:128:LEU:HD21	1.86	0.57
31:CA:438:G:H4'	34:CG:123:HIS:ND1	2.18	0.57
31:CA:61:G:H2'	31:CA:62:U:O4'	2.04	0.57
31:CA:658:G:C4	31:CA:659:U:C5	2.92	0.57
40:CM:42:THR:HG23	40:CM:67:THR:O	2.03	0.57
42:CO:42:PRO:HD3	42:CO:48:ALA:O	2.04	0.57
31:DA:1491:G:C5	56:DA:1805:PAR:H21	2.39	0.57
53:DD:21:U:H2'	53:DD:22:A:H5''	1.85	0.57
33:DF:35:GLU:HA	33:DF:38:ARG:NE	2.18	0.57
37:DJ:115:ARG:HB2	37:DJ:118:VAL:HG12	1.85	0.57
37:DJ:23:VAL:O	37:DJ:27:ILE:HG13	2.05	0.57
39:DL:48:GLU:N	39:DL:49:PRO:HD2	2.19	0.57
6:AG:112:PRO:HB3	26:A4:37:SER:HB2	1.86	0.57
26:A4:57:GLU:O	26:A4:60:GLN:HB2	2.04	0.57

Continued on next page...

Continued from previous page...

Atom-1	Atom-2	Interatomic distance (Å)	Clash overlap (Å)
27:A5:40:LYS:HZ2	27:A5:46:CYS:HB3	1.69	0.57
30:A8:34:TRP:CD1	30:A8:35:GLN:N	2.71	0.57
30:A8:57:ARG:O	30:A8:61:LEU:HG	2.04	0.57
1:AA:1015:G:C2'	1:AA:1016:G:H5'	2.35	0.57
1:AA:1665:A:H1'	10:AN:1:MET:HG3	1.86	0.57
1:AA:26:G:C6	1:AA:27:G:N1	2.73	0.57
1:AA:2774:C:H2'	1:AA:2775:A:O4'	2.04	0.57
1:AA:2857:G:N2	1:AA:2860:A:OP2	2.37	0.57
1:AA:612:G:H2'	1:AA:613:U:O2	2.04	0.57
1:AA:654(M):C:H3'	1:AA:654(N):G:C8	2.39	0.57
1:AA:944:G:C3'	1:AA:944:G:N3	2.68	0.57
8:AK:37:VAL:HG22	8:AK:38:LEU:H	1.69	0.57
14:AQ:30:ARG:O	14:AQ:30:ARG:HG3	2.02	0.57
17:B2:71:LEU:CA	17:B2:86:GLY:CA	2.80	0.57
30:B8:51:ALA:C	30:B8:53:PRO:N	2.57	0.57
1:BA:1826:G:H2'	1:BA:1827:C:H6	1.68	0.57
1:BA:2209:C:O2	1:BA:2216:G:C2	2.58	0.57
5:BF:107:LYS:HE2	5:BF:205:ARG:CD	2.33	0.57
6:BG:75:LYS:O	6:BG:76:SER:HB2	2.03	0.57
7:BH:166:GLY:O	7:BH:167:GLU:HG2	2.04	0.57
8:BK:14:ASP:N	8:BK:17:GLN:OE1	2.33	0.57
31:CA:1016:A:H2'	31:CA:1017:G:O4'	2.04	0.57
31:CA:129(A):G:N1	31:CA:188:U:O2'	2.32	0.57
31:CA:562:C:C4	31:CA:884:U:C5	2.92	0.57
52:CB:68:A:H2'	52:CB:69:A:H5'	1.86	0.57
53:CD:13:C:O2'	53:CD:14:A:OP2	2.22	0.57
32:CE:17:PHE:HA	32:CE:42:ILE:CG2	2.35	0.57
33:CF:78:GLY:HA3	33:CF:83:ARG:HB3	1.86	0.57
33:CF:6:HIS:CD2	33:CF:7:PRO:HD2	2.39	0.57
31:DA:1127:G:C2	31:DA:1145:C:C2	2.93	0.57
31:DA:7:G:H5'	31:DA:298:A:O4'	2.04	0.57
31:DA:510:A:H5''	31:DA:511:C:OP2	2.03	0.57
52:DB:48:C:O2'	52:DB:49:C:P	2.62	0.57
33:DF:73:PRO:HG3	33:DF:105:GLU:HB2	1.86	0.57
33:DF:58:GLU:HB2	33:DF:65:ALA:HB3	1.86	0.57
30:A8:26:LYS:HE2	30:A8:47:LYS:HG2	1.86	0.57
1:AA:184:C:H2'	1:AA:185:U:C6	2.39	0.57
1:AA:1980:G:O2'	1:AA:1982:C:OP2	2.21	0.57
1:AA:2292:C:C2'	1:AA:2293:C:H5'	2.35	0.57
2:AB:95:U:C2	2:AB:96:G:C8	2.92	0.57
4:AE:37:ARG:HB3	4:AE:42:ASP:CG	2.25	0.57

Continued on next page...

Continued from previous page...

Atom-1	Atom-2	Interatomic distance (Å)	Clash overlap (Å)
6:AG:145:THR:OG1	6:AG:148:MET:HG2	2.04	0.57
21:AV:151:HIS:HD2	21:AV:168:GLU:HG3	1.69	0.57
21:AV:58:VAL:CG1	21:AV:66:SER:HB3	2.35	0.57
24:AW:47:ASN:ND2	24:AW:47:ASN:H	2.00	0.57
13:B0:2:ARG:HG3	13:B0:3:HIS:H	1.69	0.57
17:B2:35:LEU:C	17:B2:37:VAL:HG13	2.25	0.57
22:B3:24:LYS:O	22:B3:25:ARG:HD3	2.04	0.57
1:BA:1653:G:C6	13:B0:9:LYS:HB2	2.40	0.57
1:BA:2419:U:O4	30:B8:31:HIS:CD2	2.57	0.57
1:BA:2638:G:O2'	1:BA:2639:A:H8	1.87	0.57
1:BA:2749:A:N6	1:BA:2750:A:H62	2.01	0.57
1:BA:57:C:H2'	1:BA:58:G:O5'	2.04	0.57
1:BA:579:G:H2'	1:BA:580:C:C6	2.38	0.57
3:BD:30:GLU:HG3	3:BD:63:ARG:CZ	2.34	0.57
4:BE:8:LYS:C	4:BE:9:VAL:HG13	2.25	0.57
5:BF:28:ILE:HA	5:BF:112:MET:HE3	1.86	0.57
11:BO:95:VAL:HG23	11:BO:95:VAL:O	2.04	0.57
31:CA:1329:A:N7	51:CX:7:ARG:NH2	2.52	0.57
31:CA:195:A:C5	31:CA:196:A:N1	2.72	0.57
33:CF:7:PRO:O	33:CF:11:ARG:HG2	2.04	0.57
38:CK:9:MET:HG3	38:CK:26:VAL:HG21	1.85	0.57
43:CP:39:ILE:CD1	43:CP:52:GLU:HB3	2.35	0.57
31:DA:1040:U:H2'	31:DA:1041:A:C8	2.40	0.57
31:DA:1095:U:H5''	31:DA:1109:C:O2	2.04	0.57
31:DA:827:U:H5''	31:DA:828:A:OP2	2.04	0.57
31:DA:954:G:H2'	31:DA:955:U:C6	2.39	0.57
37:DJ:20:ASP:HB3	37:DJ:23:VAL:CG2	2.32	0.57
41:DN:54:ARG:HG2	41:DN:54:ARG:HH11	1.70	0.57
49:DV:67:VAL:HG12	49:DV:68:GLY:N	2.17	0.57
16:A1:47:TYR:CD2	16:A1:47:TYR:C	2.77	0.57
17:A2:38:LEU:C	17:A2:38:LEU:HD23	2.24	0.57
22:A3:17:GLN:HA	22:A3:17:GLN:HE21	1.69	0.57
1:AA:1077:A:H3'	1:AA:1078:U:H5'	1.83	0.57
1:AA:1386:C:H2'	1:AA:1387:C:C6	2.40	0.57
1:AA:2392:A:H2	1:AA:2424:C:H42	1.51	0.57
1:AA:1568:G:H5''	3:AD:61:LEU:HD22	1.85	0.57
14:AQ:106:ARG:CA	14:AQ:110:LEU:HD21	2.34	0.57
15:AR:26:ASP:O	15:AR:49:VAL:HG13	2.04	0.57
16:B1:58:ARG:HG2	16:B1:62:ILE:HD13	1.86	0.57
1:BA:142:G:H2'	1:BA:143:C:H6	1.69	0.57
1:BA:2233:U:H2'	1:BA:2234:G:C8	2.40	0.57

Continued on next page...

Continued from previous page...

Atom-1	Atom-2	Interatomic distance (Å)	Clash overlap (Å)
1:BA:602:G:O2'	1:BA:655:A:N6	2.36	0.57
2:BB:91:C:H6	2:BB:91:C:O5'	1.88	0.57
4:BE:116:VAL:O	4:BE:117:MET:CB	2.42	0.57
5:BF:34:TRP:CE3	11:BO:8:PRO:HB3	2.39	0.57
23:BZ:92:LYS:O	23:BZ:95:LEU:N	2.26	0.57
31:CA:1118:C:P	39:CL:104:ARG:HH11	2.27	0.57
31:CA:200:G:H1	31:CA:217:C:N4	2.01	0.57
31:CA:438:G:O5'	31:CA:438:G:H8	1.88	0.57
31:CA:636:U:H5'	47:CT:2:PRO:HG3	1.85	0.57
36:CI:86:ARG:O	36:CI:87:ARG:HG2	2.04	0.57
31:CA:939:G:H5''	37:CJ:102:ARG:NH2	2.20	0.57
48:CU:58:LEU:HD22	48:CU:62:GLU:HB3	1.87	0.57
31:DA:1221:G:OP1	31:DA:1321:C:N4	2.36	0.57
31:DA:1286:A:H4'	51:DX:25:LYS:HZ2	1.68	0.57
31:DA:516:U:O2'	31:DA:519:C:N3	2.35	0.57
31:DA:6:G:H4'	31:DA:298:A:H4'	1.87	0.57
31:DA:741:G:H2'	31:DA:742:G:O4'	2.05	0.57
31:DA:859:A:OP2	31:DA:869:G:N1	2.30	0.57
32:DE:215:LEU:O	32:DE:219:VAL:HG12	2.04	0.57
35:DH:18:ARG:HG2	35:DH:25:ARG:O	2.03	0.57
47:DT:63:ARG:HG2	47:DT:64:PRO:CD	2.34	0.57
1:AA:855:G:O2'	22:A3:27:GLU:OE2	2.17	0.57
30:A8:14:VAL:HG12	30:A8:60:LEU:HD11	1.84	0.57
1:AA:1069:A:H4'	1:AA:1070:A:O5'	2.04	0.57
1:AA:1538:G:H2'	1:AA:1539:G:H8	1.70	0.57
1:AA:1570:A:H2'	1:AA:1571:A:C8	2.39	0.57
1:AA:207:A:H2'	1:AA:208:C:O4'	2.04	0.57
1:AA:297:C:H5''	20:AU:85:VAL:CG2	2.33	0.57
1:AA:88:G:O2'	1:AA:89:G:H5'	2.05	0.57
3:AD:25:THR:CG2	3:AD:26:LYS:N	2.68	0.57
9:AM:38:HIS:CE1	9:AM:50:ASP:OD2	2.58	0.57
15:AR:24:PRO:HA	15:AR:49:VAL:HG22	1.85	0.57
21:AV:108:PRO:HB2	21:AV:112:ARG:HB2	1.86	0.57
21:AV:111:VAL:HG11	21:AV:146:ILE:CB	2.33	0.57
23:AZ:21:ARG:HD3	23:AZ:35:THR:HG21	1.86	0.57
13:B0:21:TYR:HH	13:B0:43:GLU:HG2	1.69	0.57
26:B4:16:CYS:HB3	26:B4:19:GLY:CA	2.34	0.57
1:BA:1151:G:H5''	16:B1:81:HIS:CE1	2.40	0.57
1:BA:1187:G:O5'	1:BA:1187:G:H8	1.88	0.57
1:BA:1432:C:H2'	1:BA:1433:U:O4'	2.05	0.57
1:BA:654(I):C:H42	1:BA:654(M):C:H42	1.53	0.57

Continued on next page...

Continued from previous page...

Atom-1	Atom-2	Interatomic distance (Å)	Clash overlap (Å)
1:BA:901:A:H2'	1:BA:901:A:N3	2.19	0.57
3:BD:31:LYS:HG3	3:BD:31:LYS:O	2.04	0.57
4:BE:119:ARG:HG2	4:BE:160:TYR:CG	2.40	0.57
5:BF:155:LEU:HD22	5:BF:185:ASP:O	2.05	0.57
6:BG:101:ILE:HD12	6:BG:102:PHE:N	2.19	0.57
21:BV:24:LEU:HD12	21:BV:25:PRO:O	2.04	0.57
21:BV:81:ARG:HG3	21:BV:81:ARG:O	2.04	0.57
23:BZ:85:LEU:HD13	23:BZ:88:LYS:HG3	1.86	0.57
31:CA:1122:U:O4	31:CA:1123:A:N6	2.38	0.57
52:CB:58:U:H5'	52:CB:59:U:OP2	2.05	0.57
34:CG:30:LYS:C	34:CG:32:ALA:H	2.03	0.57
39:CL:5:TYR:HE2	39:CL:16:ARG:HG2	1.69	0.57
40:CM:48:THR:HG23	40:CM:62:HIS:HB3	1.86	0.57
46:CS:20:VAL:HG21	46:CS:32:TYR:CD1	2.39	0.57
31:DA:1267:C:O2	31:DA:1267:C:C2'	2.51	0.57
31:DA:1346:A:C1'	31:DA:1347:G:OP2	2.52	0.57
31:DA:606:G:N2	31:DA:631:G:C2'	2.68	0.57
31:DA:757:U:H2'	31:DA:758:G:O4'	2.05	0.57
31:DA:827:U:H3	31:DA:872:A:N6	2.01	0.57
53:DD:59:A:O2'	53:DD:61:U:H5	1.86	0.57
37:DJ:85:TYR:CE1	37:DJ:154:TYR:CE1	2.93	0.57
39:DL:112:LYS:HD3	39:DL:113:LYS:O	2.05	0.57
39:DL:18:PHE:HD1	39:DL:62:TYR:CD2	2.20	0.57
44:DQ:37:PHE:CE1	44:DQ:53:LEU:HD22	2.39	0.57
1:AA:1063:G:H2'	1:AA:1064:C:H6	1.70	0.57
1:AA:1533:C:H2'	1:AA:1534:G:H8	1.67	0.57
1:AA:1535:U:C2	1:AA:1536:A:H3'	2.40	0.57
1:AA:2212:A:N3	1:AA:2215:G:N1	2.53	0.57
1:AA:2577:A:H5'	1:AA:2578:G:H5'	1.86	0.57
1:AA:527:C:OP2	1:AA:2779:U:H5	1.88	0.57
3:AD:35:LYS:CE	3:AD:104:TYR:CD1	2.88	0.57
7:AH:163:TYR:CD1	7:AH:163:TYR:N	2.73	0.57
17:B2:83:ARG:O	17:B2:84:LYS:HB3	2.05	0.57
26:B4:56:VAL:HA	26:B4:60:GLN:NE2	2.18	0.57
1:BA:1088:A:H5'	1:BA:1089:G:H5'	1.87	0.57
1:BA:1174:A:C6	1:BA:1175:U:O2'	2.58	0.57
1:BA:1204:A:C2	1:BA:1241:A:N1	2.73	0.57
1:BA:1264:G:H2'	1:BA:2014:A:N6	2.19	0.57
1:BA:2307:G:O2'	1:BA:2308:G:C8	2.58	0.57
1:BA:221:A:C8	1:BA:266:G:C6	2.92	0.57
1:BA:751:A:H5'	18:BS:90:ARG:HA	1.86	0.57

Continued on next page...

Continued from previous page...

Atom-1	Atom-2	Interatomic distance (Å)	Clash overlap (Å)
2:BB:66:A:N6	2:BB:108:C:H5''	2.12	0.57
2:BB:93:C:O2'	2:BB:94:C:H5'	2.04	0.57
4:BE:23:VAL:O	4:BE:24:THR:OG1	2.14	0.57
6:BG:7:LEU:HB2	6:BG:104:GLU:OE1	2.04	0.57
6:BG:111:LEU:HB3	6:BG:117:PHE:CE2	2.40	0.57
6:BG:79:ASN:H	6:BG:79:ASN:ND2	2.02	0.57
12:BP:59:ARG:HH21	12:BP:59:ARG:CG	2.12	0.57
12:BP:66:ILE:HD12	12:BP:68:ILE:O	2.04	0.57
21:BV:105:VAL:HG22	21:BV:106:GLY:N	2.18	0.57
24:BW:46:GLN:H	24:BW:49:LYS:HZ2	1.52	0.57
31:CA:1156:G:H2'	31:CA:1157:A:H5''	1.87	0.57
31:CA:1157:A:N3	31:CA:1157:A:H2'	2.20	0.57
31:CA:186(C):G:C6	31:CA:191(E):G:C2	2.93	0.57
31:CA:375:U:O3'	46:CS:6:LEU:HB2	2.05	0.57
31:CA:474:G:H2'	31:CA:475:G:H8	1.68	0.57
53:CD:31:G:H2'	53:CD:32:G:C8	2.40	0.57
53:CD:41:C:H2'	53:CD:42:C:H6	1.68	0.57
32:CE:120:ALA:O	32:CE:121:LEU:HB2	2.05	0.57
37:CJ:31:MET:SD	37:CJ:34:GLY:HA2	2.45	0.57
41:CN:91:ARG:HG3	41:CN:91:ARG:NH1	2.14	0.57
49:CV:40:ILE:HG12	49:CV:41:VAL:HG22	1.87	0.57
50:CW:23:ARG:O	50:CW:27:LYS:N	2.38	0.57
31:DA:1111:A:N1	33:DF:177:THR:OG1	2.32	0.57
32:DE:114:ARG:O	32:DE:118:LEU:HG	2.04	0.57
35:DH:110:LEU:O	35:DH:115:VAL:HG22	2.05	0.57
35:DH:147:ASP:HA	35:DH:150:ARG:HB2	1.85	0.57
37:DJ:72:ARG:NH2	37:DJ:96:GLN:HE22	2.01	0.57
46:DS:15:PRO:O	46:DS:16:HIS:ND1	2.38	0.57
49:DV:31:ILE:HG13	49:DV:32:LYS:N	2.19	0.57
1:AA:780:G:H21	1:AA:783:A:N6	1.91	0.57
2:AB:66:A:H61	2:AB:107:U:H2'	1.69	0.57
3:AD:89:SER:HB2	3:AD:159:ALA:CB	2.32	0.57
4:AE:52:LEU:O	4:AE:75:VAL:HG22	2.04	0.57
8:AK:8:PRO:O	8:AK:9:LEU:HD13	2.05	0.57
10:AN:4:PRO:O	10:AN:5:GLN:HB2	2.03	0.57
12:AP:66:ILE:HD12	12:AP:68:ILE:N	2.19	0.57
15:AR:108:ARG:O	15:AR:111:ARG:HB2	2.05	0.57
21:AV:110:GLY:O	21:AV:111:VAL:HG22	2.04	0.57
24:AW:45:SER:O	24:AW:46:GLN:NE2	2.37	0.57
23:AZ:86:SER:N	23:AZ:87:PRO:CD	2.67	0.57
17:B2:21:ARG:HD3	17:B2:91:TYR:HB3	1.85	0.57

Continued on next page...

Continued from previous page...

Atom-1	Atom-2	Interatomic distance (Å)	Clash overlap (Å)
22:B3:72:ARG:HB3	22:B3:75:LEU:HB2	1.85	0.57
26:B4:56:VAL:HA	26:B4:60:GLN:HG2	1.85	0.57
1:BA:1019:U:O2'	1:BA:1021:A:C2	2.56	0.57
1:BA:1058:U:O2	1:BA:1080:A:N1	2.38	0.57
1:BA:1278:A:H4'	13:B0:34:ILE:HD11	1.87	0.57
1:BA:127:A:H5''	1:BA:128:C:C6	2.40	0.57
1:BA:1342:A:C2	1:BA:1602:U:N3	2.72	0.57
1:BA:1653:G:H4'	1:BA:1654:A:O5'	2.05	0.57
1:BA:1657:C:H2'	1:BA:1658:C:C6	2.40	0.57
1:BA:2615:U:H2'	1:BA:2616:C:H6	1.69	0.57
1:BA:2820:A:C5	13:B0:4:LEU:HD11	2.39	0.57
1:BA:320:A:H4'	1:BA:322:A:N7	2.19	0.57
1:BA:755:C:H2'	1:BA:756:C:C6	2.40	0.57
1:BA:902:C:H2'	1:BA:903:C:C6	2.40	0.57
3:BD:242:ARG:CD	3:BD:242:ARG:H	2.18	0.57
4:BE:130:GLY:O	4:BE:131:ALA:C	2.43	0.57
4:BE:32:PRO:HA	4:BE:90:THR:H	1.69	0.57
6:BG:146:TYR:CD2	6:BG:146:TYR:C	2.78	0.57
7:BH:127:GLU:CG	7:BH:128:PRO:HD2	2.20	0.57
8:BK:78:THR:CG2	8:BK:104:GLN:HE22	2.18	0.57
12:BP:79:LEU:CD1	12:BP:80:GLU:HB2	2.35	0.57
1:BA:1754:C:H5''	15:BR:113:LYS:HE2	1.85	0.57
15:BR:51:ARG:HG2	15:BR:98:LYS:HE3	1.87	0.57
24:BW:41:ILE:CD1	24:BW:44:LEU:HG	2.33	0.57
25:BX:5:LYS:HE3	25:BX:59:VAL:HG21	1.87	0.57
31:CA:170:U:O2'	31:CA:171:A:H5'	2.05	0.57
31:CA:996:A:H8	31:CA:996:A:O5'	1.88	0.57
52:CB:27:G:H5''	52:CB:28:C:H5	1.69	0.57
1:AA:2555:U:O2	52:CB:85:C:C5	2.58	0.57
53:CC:20:G:C2	53:CC:58:A:C2	2.93	0.57
43:CP:19:LEU:O	43:CP:22:ILE:HG12	2.05	0.57
45:CR:8:LYS:O	45:CR:12:ILE:HG13	2.05	0.57
48:CU:22:VAL:HA	48:CU:25:THR:OG1	2.05	0.57
50:CW:26:ASN:HD22	50:CW:26:ASN:H	1.52	0.57
31:DA:1145:C:H5'	31:DA:1146:A:OP1	2.04	0.57
31:DA:436:C:H2'	31:DA:437:U:H6	1.68	0.57
31:DA:629:G:H2'	31:DA:630:G:C8	2.40	0.57
31:DA:631:G:H5''	31:DA:632:A:C8	2.39	0.57
31:DA:87:A:N3	31:DA:87:A:H2'	2.20	0.57
32:DE:219:VAL:O	32:DE:222:ILE:HB	2.04	0.57
32:DE:63:MET:HG3	32:DE:225:ALA:HB1	1.87	0.57

Continued on next page...

Continued from previous page...

Atom-1	Atom-2	Interatomic distance (Å)	Clash overlap (Å)
33:DF:137:ALA:O	33:DF:141:VAL:HG23	2.05	0.57
33:DF:59:ARG:HG3	33:DF:64:VAL:HA	1.87	0.57
36:DI:33:TYR:HE1	36:DI:78:GLU:HG3	1.69	0.57
44:DQ:26:ARG:HH12	44:DQ:47:LEU:HD21	1.68	0.57
46:DS:19:ILE:HB	46:DS:36:ILE:O	2.04	0.57
1:AA:1063:G:H22	1:AA:1076:C:H1'	1.70	0.57
1:AA:1287:A:N7	13:A0:107:ASP:CB	2.61	0.57
1:AA:1973:G:H2'	1:AA:1974:C:H6	1.70	0.57
1:AA:270(M):U:O2'	1:AA:270(N):G:O5'	2.18	0.57
1:AA:547:A:C3'	1:AA:548:A:C8	2.88	0.57
1:AA:602:G:O2'	1:AA:604:G:O2'	2.19	0.57
1:AA:654(N):G:H2'	1:AA:654(O):G:C8	2.40	0.57
3:AD:72:LYS:HD3	3:AD:97:TYR:CD2	2.40	0.57
4:AE:14:ILE:CG2	4:AE:15:PHE:N	2.43	0.57
4:AE:46:ALA:CB	4:AE:82:ARG:HA	2.35	0.57
4:AE:60:ASN:HD22	4:AE:60:ASN:N	2.02	0.57
5:AF:40:GLN:NE2	5:AF:183:VAL:HG13	2.19	0.57
6:AG:39:ILE:HG13	6:AG:94:LEU:HD21	1.86	0.57
7:AH:9:ILE:HG21	7:AH:49:VAL:HB	1.86	0.57
12:AP:77:LYS:O	12:AP:78:PRO:C	2.43	0.57
1:AA:138:G:N2	19:AT:44:GLU:OE2	2.31	0.57
23:AZ:83:GLU:C	23:AZ:85:LEU:H	2.09	0.57
22:B3:23:VAL:HG12	22:B3:25:ARG:O	2.04	0.57
26:B4:48:ARG:NH1	26:B4:51:ASP:HB3	2.19	0.57
1:BA:1061:U:H4'	1:BA:1070:A:C1'	2.34	0.57
1:BA:2069:G:H2'	1:BA:2070:G:H5'	1.87	0.57
1:BA:2799:A:H2'	1:BA:2801:A:C4	2.39	0.57
2:BB:40:U:H3'	2:BB:41:U:H5'	1.87	0.57
4:BE:87:GLU:HG3	4:BE:87:GLU:O	2.05	0.57
5:BF:29:ASN:H	5:BF:112:MET:CE	2.17	0.57
6:BG:107:LEU:HD13	6:BG:177:GLY:O	2.04	0.57
6:BG:82:LEU:HD23	6:BG:86:MET:HG2	1.85	0.57
31:CA:411:A:C4	31:CA:413:G:H1'	2.40	0.57
31:CA:475:G:H2'	31:CA:476:G:C8	2.39	0.57
32:CE:14:GLY:HA3	32:CE:209:ARG:NH2	2.18	0.57
32:CE:29:ALA:O	32:CE:32:ILE:HG22	2.04	0.57
34:CG:101:LEU:O	34:CG:105:VAL:HG23	2.04	0.57
34:CG:196:LEU:HB3	34:CG:197:PRO:HD2	1.86	0.57
36:CI:3:ARG:HA	36:CI:65:VAL:O	2.04	0.57
38:CK:102:ARG:NH1	38:CK:102:ARG:HB3	2.20	0.57
38:CK:11:THR:HG23	38:CK:14:ARG:HH12	1.68	0.57

Continued on next page...

Continued from previous page...

Atom-1	Atom-2	Interatomic distance (Å)	Clash overlap (Å)
31:DA:1137:C:H5''	31:DA:1138:G:OP1	2.05	0.57
31:DA:1207:G:O2'	31:DA:1208:C:H5'	2.05	0.57
31:DA:945:G:H2'	31:DA:945:G:N3	2.19	0.57
32:DE:75:LYS:O	32:DE:78:GLN:HG2	2.04	0.57
39:DL:42:ARG:HD3	39:DL:71:SER:OG	2.05	0.57
50:DW:10:LEU:HD22	50:DW:10:LEU:C	2.26	0.57
1:AA:120:U:C5	1:AA:149:A:N6	2.73	0.56
1:AA:1444:G:C2	1:AA:1548:C:N3	2.73	0.56
4:AE:59:VAL:O	4:AE:59:VAL:CG1	2.53	0.56
8:AK:7:GLU:O	8:AK:9:LEU:HD22	2.04	0.56
14:AQ:23:ARG:NH1	14:AQ:85:VAL:O	2.37	0.56
20:AU:78:ALA:HB3	20:AU:81:LYS:HE3	1.86	0.56
28:B6:35:GLU:HB2	28:B6:51:GLU:HB2	1.86	0.56
1:BA:1181:C:O2'	1:BA:1182:A:H5'	2.05	0.56
1:BA:1266:G:O5'	18:BS:15:ARG:NH2	2.38	0.56
1:BA:1418:G:H8	1:BA:1418:G:O5'	1.88	0.56
1:BA:1442:G:H2'	1:BA:1443:G:H5''	1.87	0.56
1:BA:1677:A:H2'	1:BA:1678:G:C8	2.40	0.56
1:BA:196:A:OP2	11:BO:46:LYS:NZ	2.38	0.56
1:BA:2129:C:N4	1:BA:2130:U:O4	2.38	0.56
1:BA:226:G:N2	1:BA:228:A:H62	1.81	0.56
1:BA:2473:U:O2	1:BA:2473:U:C2'	2.52	0.56
4:BE:56:PRO:CA	4:BE:57:LYS:CD	2.72	0.56
5:BF:110:LEU:HD21	5:BF:181:LEU:HD22	1.86	0.56
6:BG:42:GLY:O	6:BG:43:LEU:HD13	2.05	0.56
6:BG:88:ILE:O	6:BG:88:ILE:HD13	2.05	0.56
1:BA:270(L):U:H3	8:BK:50:ARG:NH1	2.02	0.56
18:BS:20:VAL:HG22	18:BS:47:VAL:HG21	1.86	0.56
31:CA:10:A:OP2	35:CH:126:ARG:HD3	2.04	0.56
31:CA:1227:A:OP2	43:CP:111:LYS:HE2	2.05	0.56
52:CB:1:G:N3	52:CB:1:G:H2'	2.18	0.56
53:CD:59:A:O2'	53:CD:61:U:H5	1.88	0.56
37:CJ:13:GLN:O	37:CJ:24:THR:HG21	2.05	0.56
47:CT:66:SER:O	47:CT:70:ARG:NH1	2.38	0.56
31:DA:1297:C:C1'	31:DA:1298:C:OP2	2.52	0.56
31:DA:1403:C:O2'	31:DA:1404:C:H5'	2.05	0.56
31:DA:186:C:H42	31:DA:191:G:H1	1.52	0.56
32:DE:136:VAL:O	32:DE:139:LYS:HB3	2.05	0.56
33:DF:9:GLY:HA3	44:DQ:49:HIS:HA	1.86	0.56
36:DI:15:ASP:C	36:DI:15:ASP:OD1	2.42	0.56
31:DA:1119:C:OP2	39:DL:9:ARG:NH2	2.37	0.56

Continued on next page...

Continued from previous page...

Atom-1	Atom-2	Interatomic distance (Å)	Clash overlap (Å)
13:A0:21:TYR:OH	13:A0:43:GLU:HG2	2.04	0.56
13:A0:92:GLY:N	13:A0:94:TYR:CE2	2.73	0.56
1:AA:613:U:O5'	1:AA:613:U:O2	2.22	0.56
2:AB:13:A:H2'	2:AB:70:C:O2'	2.05	0.56
4:AE:68:ALA:HB3	4:AE:69:LYS:HZ3	1.70	0.56
10:AN:64:ARG:NH1	10:AN:83:ALA:HB2	2.20	0.56
11:AO:126:VAL:HG13	11:AO:145:PRO:HB2	1.87	0.56
1:AA:2393:A:O3'	11:AO:62:LEU:HA	2.05	0.56
22:B3:72:ARG:CB	22:B3:75:LEU:HB2	2.35	0.56
1:BA:1346:G:C5	1:BA:1347:G:N7	2.73	0.56
1:BA:1405:U:H2'	1:BA:1406:U:H6	1.63	0.56
1:BA:162:U:H4'	1:BA:171:G:C8	2.40	0.56
1:BA:1784:A:H4'	1:BA:1785:A:C5'	2.36	0.56
1:BA:1829:A:N3	3:BD:15:PHE:HE1	2.03	0.56
1:BA:1651:G:N2	1:BA:2007:C:C2	2.72	0.56
1:BA:2092:U:H4'	1:BA:2093:G:O5'	2.05	0.56
1:BA:2335:A:C8	1:BA:2337:G:C5	2.93	0.56
1:BA:2681:C:O2	1:BA:2681:C:H2'	2.04	0.56
1:BA:531:C:OP1	1:BA:561:G:N2	2.38	0.56
1:BA:547:A:N7	1:BA:548:A:N6	2.54	0.56
1:BA:890:A:H2'	1:BA:892:G:N7	2.19	0.56
3:BD:9:TYR:CD2	3:BD:10:THR:HG23	2.40	0.56
6:BG:16:ARG:HH21	6:BG:31:VAL:HG13	1.70	0.56
7:BH:25:LYS:O	7:BH:25:LYS:HG3	2.06	0.56
11:BO:55:ARG:O	11:BO:57:THR:N	2.38	0.56
1:BA:2277:G:OP1	12:BP:86:GLY:HA2	2.06	0.56
1:BA:2875:C:O2'	15:BR:3:ARG:HG3	2.05	0.56
21:BV:110:GLY:HA2	21:BV:144:LEU:O	2.05	0.56
25:BX:29:ARG:H	25:BX:33:GLN:NE2	1.99	0.56
25:BX:29:ARG:N	25:BX:33:GLN:HE22	2.01	0.56
31:CA:1442:G:O6	31:CA:1446:A:N6	2.38	0.56
31:CA:8:A:N7	34:CG:208:SER:OG	2.37	0.56
53:CD:42:C:H2'	53:CD:43:G:C8	2.40	0.56
32:CE:165:VAL:HG23	32:CE:166:ASP:H	1.67	0.56
35:CH:99:GLY:O	35:CH:117:ASP:HA	2.05	0.56
39:CL:4:TYR:CD1	39:CL:88:TYR:HB2	2.40	0.56
44:CQ:29:ARG:HG2	44:CQ:40:CYS:HB3	1.85	0.56
47:CT:67:LYS:O	47:CT:68:ARG:HB3	2.05	0.56
49:CV:51:VAL:O	49:CV:57:HIS:HA	2.05	0.56
31:DA:1054:C:O2'	31:DA:1055:A:O5'	2.23	0.56
31:DA:1085:U:H3'	31:DA:1086:U:C6	2.41	0.56

Continued on next page...

Continued from previous page...

Atom-1	Atom-2	Interatomic distance (Å)	Clash overlap (Å)
31:DA:1213:A:N1	31:DA:1215:G:H1'	2.20	0.56
31:DA:512:U:H2'	31:DA:513:C:H6	1.69	0.56
31:DA:540:G:H2'	31:DA:541:G:O4'	2.04	0.56
31:DA:921:U:O2'	35:DH:19:MET:O	2.18	0.56
1:AA:1204:A:H61	1:AA:1240:U:H2'	1.71	0.56
1:AA:2135:A:N6	1:AA:2156:G:O2'	2.32	0.56
1:AA:2164:C:H2'	1:AA:2165:G:C8	2.40	0.56
1:AA:540:G:H3'	1:AA:541:C:H6	1.70	0.56
2:AB:0:A:H2'	2:AB:1:U:C6	2.40	0.56
3:AD:75:ILE:HD13	3:AD:99:ASP:OD1	2.05	0.56
21:AV:111:VAL:HG21	21:AV:146:ILE:HG13	1.87	0.56
17:B2:27:ALA:O	17:B2:64:HIS:HE1	1.87	0.56
1:BA:1007:C:OP1	9:BM:35:ARG:NH1	2.38	0.56
1:BA:1019:U:H2'	1:BA:1020:A:H8	1.71	0.56
1:BA:1057:A:H61	1:BA:1080:A:N6	2.03	0.56
1:BA:1140:C:H1'	1:BA:1143:A:C8	2.27	0.56
1:BA:1248:G:C5	16:B1:3:ARG:HB2	2.40	0.56
1:BA:1967:C:H2'	1:BA:1968:G:C5'	2.34	0.56
1:BA:2139:C:H2'	1:BA:2140:C:H5'	1.86	0.56
1:BA:2752:C:OP2	1:BA:2752:C:O4'	2.23	0.56
1:BA:340:A:H2'	1:BA:341:G:H5'	1.87	0.56
1:BA:182:A:H2	1:BA:433:C:O2	1.88	0.56
1:BA:528:A:H2	1:BA:2043:C:C5'	2.14	0.56
1:BA:90:U:H2'	1:BA:91:A:H5''	1.85	0.56
1:BA:1971:A:C4	3:BD:241:PRO:HD3	2.40	0.56
6:BG:138:GLN:NE2	6:BG:153:ARG:HB2	2.20	0.56
7:BH:144:VAL:O	7:BH:148:ILE:HG12	2.05	0.56
31:CA:200:G:N2	31:CA:218:C:C2	2.73	0.56
31:CA:232:G:H2'	31:CA:233:C:H6	1.70	0.56
31:CA:972:C:O2'	40:CM:55:LYS:HG3	2.04	0.56
53:CD:5:G:H1	53:CD:69:C:N4	2.02	0.56
32:CE:112:VAL:O	32:CE:115:LEU:N	2.38	0.56
32:CE:239:VAL:O	32:CE:240:GLN:HG2	2.05	0.56
32:CE:47:THR:O	32:CE:51:LEU:HB2	2.05	0.56
33:CF:21:ARG:N	33:CF:21:ARG:HD3	2.20	0.56
31:CA:542:G:H5'	34:CG:41:GLY:HA3	1.86	0.56
39:CL:118:LYS:O	39:CL:119:ALA:HB3	2.04	0.56
40:CM:32:ALA:CB	40:CM:76:ASN:HB2	2.35	0.56
40:CM:24:VAL:HG21	40:CM:37:PRO:HD3	1.86	0.56
31:DA:1014:A:H4'	49:DV:14:HIS:CE1	2.40	0.56
31:DA:1175:G:C2	31:DA:1176:A:C5	2.93	0.56

Continued on next page...

Continued from previous page...

Atom-1	Atom-2	Interatomic distance (Å)	Clash overlap (Å)
31:DA:1216:G:H2'	31:DA:1217:C:C6	2.40	0.56
31:DA:1438:G:H2'	31:DA:1439:C:H6	1.70	0.56
31:DA:353:A:H2'	31:DA:354:G:OP2	2.05	0.56
31:DA:559:A:H4'	31:DA:560:U:H5''	1.88	0.56
31:DA:631:G:H3'	31:DA:632:A:H8	1.68	0.56
34:DG:3:ARG:HD2	34:DG:118:ARG:HD3	1.87	0.56
31:DA:878:G:H5'	38:DK:89:PRO:HG2	1.85	0.56
45:DR:70:LEU:HD11	45:DR:77:ARG:HG3	1.87	0.56
49:DV:80:TYR:CE1	49:DV:82:GLY:HA2	2.40	0.56
1:AA:1001:A:H2'	1:AA:1002:G:O4'	2.06	0.56
1:AA:1228:G:OP1	16:A1:13:LYS:HD2	2.05	0.56
1:AA:1357:U:H2'	1:AA:1358:G:O4'	2.05	0.56
1:AA:1379:A:C1'	1:AA:1380:G:OP1	2.52	0.56
1:AA:1469:A:H2'	1:AA:1470:G:O5'	2.06	0.56
1:AA:1668:A:N3	1:AA:1670:C:C4	2.73	0.56
1:AA:192:C:H2'	1:AA:193:U:H5'	1.88	0.56
1:AA:2394:C:N3	53:CD:77:A:O2'	2.34	0.56
1:AA:2615:U:H2'	1:AA:2616:C:C6	2.38	0.56
1:AA:2712:U:O2'	1:AA:2713:A:H5'	2.04	0.56
1:AA:2821:A:C2	1:AA:2822:G:C4	2.93	0.56
1:AA:34:C:O2'	1:AA:35:G:P	2.62	0.56
1:AA:760:G:C2'	1:AA:761:A:H5'	2.35	0.56
3:AD:270:ILE:O	3:AD:271:ILE:HD13	2.06	0.56
4:AE:60:ASN:CG	4:AE:62:PRO:HD2	2.26	0.56
5:AF:64:ILE:O	5:AF:65:TRP:HD1	1.88	0.56
6:AG:82:LEU:HD23	6:AG:86:MET:HE3	1.87	0.56
8:AK:101:LEU:HD21	8:AK:107:VAL:HB	1.87	0.56
9:AM:42:TRP:HA	9:AM:48:MET:HE1	1.87	0.56
11:AO:94:GLU:O	11:AO:124:LYS:O	2.24	0.56
12:AP:29:PHE:CD2	12:AP:65:PHE:CE1	2.94	0.56
15:AR:121:ILE:O	15:AR:123:GLN:O	2.23	0.56
6:BG:145:THR:HG23	26:B4:28:LYS:HE2	1.87	0.56
30:B8:51:ALA:O	30:B8:53:PRO:HD2	2.01	0.56
1:BA:1183:G:H4'	25:BX:29:ARG:NH2	2.20	0.56
1:BA:530:G:O6	1:BA:2023:G:OP1	2.24	0.56
1:BA:207:A:H2'	1:BA:208:C:O4'	2.05	0.56
1:BA:609(A):G:H22	1:BA:619:G:H1'	1.65	0.56
1:BA:636:G:N7	11:BO:113:LYS:HE2	2.19	0.56
3:BD:35:LYS:HE3	3:BD:65:ILE:HA	1.88	0.56
1:BA:1012:U:C5	9:BM:28:THR:HG21	2.39	0.56
20:BU:84:ARG:HH21	20:BU:97:ARG:HB2	1.71	0.56

Continued on next page...

Continued from previous page...

Atom-1	Atom-2	Interatomic distance (Å)	Clash overlap (Å)
31:CA:162:A:H3'	31:CA:163:C:C5'	2.35	0.56
31:CA:719:C:OP2	31:CA:720:C:N4	2.34	0.56
32:CE:61:LEU:HD23	32:CE:68:ILE:CD1	2.34	0.56
32:CE:74:LYS:HG2	32:CE:169:LYS:HD3	1.86	0.56
40:CM:48:THR:HG23	40:CM:62:HIS:CG	2.40	0.56
45:CR:43:LEU:CD1	45:CR:56:LEU:HD23	2.35	0.56
53:DD:53:G:H1	53:DD:63:C:N4	2.02	0.56
53:DD:50:G:N2	53:DD:67:C:H1'	2.21	0.56
33:DF:64:VAL:CG2	33:DF:66:VAL:HG23	2.35	0.56
36:DI:76:ALA:HB1	36:DI:80:ARG:NH2	2.21	0.56
16:A1:112:ARG:HG3	16:A1:112:ARG:NH1	2.18	0.56
17:A2:35:LEU:HD22	17:A2:35:LEU:N	2.18	0.56
1:AA:2271:G:OP1	22:A3:18:ALA:HB1	2.05	0.56
1:AA:1798:U:H5''	3:AD:259:THR:CG2	2.36	0.56
1:AA:1833:U:H2'	1:AA:1834:U:H6	1.69	0.56
1:AA:2037:G:H2'	1:AA:2038:G:C8	2.40	0.56
1:AA:2409:G:H2'	1:AA:2410:G:O4'	2.05	0.56
1:AA:2884:U:H2'	1:AA:2885:C:H5'	1.86	0.56
2:AB:15:A:C4'	2:AB:15:A:OP1	2.54	0.56
4:AE:111:ARG:HD2	4:AE:160:TYR:HE1	1.63	0.56
7:AH:115:VAL:HG11	7:AH:148:ILE:HG12	1.87	0.56
7:AH:9:ILE:CG2	7:AH:49:VAL:HB	2.36	0.56
9:AM:46:VAL:O	9:AM:47:ALA:HB3	2.04	0.56
14:AQ:66:ALA:O	14:AQ:69:VAL:HG13	2.05	0.56
18:AS:17:VAL:HG12	18:AS:76:VAL:HG11	1.87	0.56
13:B0:104:ARG:HB2	13:B0:107:ASP:OD2	2.05	0.56
6:BG:109:VAL:HG13	26:B4:33:VAL:CG1	2.35	0.56
1:BA:1385:G:C4	1:BA:1386:C:C5	2.93	0.56
1:BA:343:C:O2'	1:BA:344:G:H5'	2.05	0.56
1:BA:921:G:H2'	1:BA:922:U:H6	1.70	0.56
2:BB:88:C:C6	2:BB:89:G:C8	2.94	0.56
18:BS:12:ILE:HD13	18:BS:17:VAL:HG13	1.87	0.56
33:CF:68:VAL:HG12	33:CF:70:VAL:HG23	1.85	0.56
40:CM:78:ASN:HB2	40:CM:81:THR:HG23	1.88	0.56
31:CA:1305:G:H5''	51:CX:4:GLY:C	2.26	0.56
31:DA:1126:U:H1'	31:DA:1127:G:OP2	2.05	0.56
31:DA:1129:C:N4	31:DA:1139:G:C2	2.73	0.56
34:DG:31:CYS:O	34:DG:32:ALA:HB3	2.06	0.56
34:DG:9:CYS:O	34:DG:12:CYS:HB2	2.05	0.56
35:DH:51:VAL:O	35:DH:55:VAL:HG23	2.05	0.56
48:DU:29:PHE:HD1	48:DU:39:VAL:CG1	2.18	0.56

Continued on next page...

Continued from previous page...

Atom-1	Atom-2	Interatomic distance (Å)	Clash overlap (Å)
1:AA:2840:C:H4'	13:A0:53:HIS:CE1	2.41	0.56
17:A2:35:LEU:HB2	17:A2:37:VAL:CG2	2.35	0.56
1:AA:154:G:H2'	1:AA:155:C:O4'	2.06	0.56
1:AA:2219:G:H2'	1:AA:2224:G:C5'	2.35	0.56
1:AA:10:G:C2	1:AA:2629:A:C2	2.94	0.56
3:AD:270:ILE:CG2	3:AD:271:ILE:H	2.11	0.56
4:AE:84:PHE:CZ	4:AE:86:PRO:HB3	2.40	0.56
6:AG:80:PHE:O	6:AG:81:LYS:C	2.43	0.56
8:AK:29:TYR:C	8:AK:32:PRO:HD2	2.26	0.56
1:AA:2276:G:OP2	12:AP:84:GLY:HA2	2.06	0.56
15:AR:93:ARG:CG	15:AR:93:ARG:HH11	2.16	0.56
23:AZ:8:SER:OG	23:AZ:10:LYS:HG3	2.06	0.56
1:BA:1385:G:N3	1:BA:1386:C:C5	2.74	0.56
1:BA:1671:U:HO2'	1:BA:1673:U:H5	1.52	0.56
1:BA:2144:U:O2'	1:BA:2145:C:H5	1.89	0.56
1:BA:2681:C:C6	1:BA:2683:C:N4	2.71	0.56
1:BA:975:G:H1'	1:BA:990:A:C2	2.41	0.56
4:BE:13:ARG:HA	4:BE:21:VAL:O	2.05	0.56
4:BE:25:VAL:CG1	4:BE:26:ILE:H	2.07	0.56
5:BF:203:GLN:O	5:BF:206:ILE:O	2.24	0.56
6:BG:16:ARG:NH2	6:BG:28:VAL:O	2.38	0.56
6:BG:47:LYS:HG3	6:BG:86:MET:HE2	1.88	0.56
12:BP:68:ILE:HG23	12:BP:103:MET:HB3	1.87	0.56
1:BA:911:A:C5	12:BP:9:TYR:CD2	2.93	0.56
14:BQ:35:ILE:HG22	14:BQ:97:ARG:HH21	1.71	0.56
15:BR:91:ARG:O	15:BR:116:ALA:HA	2.05	0.56
21:BV:131:ARG:HD2	21:BV:131:ARG:N	2.19	0.56
24:BW:37:PHE:O	24:BW:41:ILE:HG23	2.05	0.56
31:CA:1004:A:C5'	31:CA:1025:U:C4	2.86	0.56
31:CA:474:G:H2'	31:CA:475:G:C8	2.41	0.56
31:CA:437:U:H5''	34:CG:155:LEU:HD22	1.87	0.56
45:CR:38:ARG:NH1	45:CR:38:ARG:HG2	2.15	0.56
50:CW:10:LEU:CD2	50:CW:12:ALA:HB3	2.34	0.56
50:CW:12:ALA:O	50:CW:15:ARG:HB2	2.05	0.56
31:DA:1026:G:O6	31:DA:1036:G:C2	2.59	0.56
31:DA:1178:G:H5'	39:DL:93:ARG:NH2	2.19	0.56
15:BR:118:ARG:CZ	31:DA:1446:A:C6	2.88	0.56
31:DA:629:G:H2'	31:DA:630:G:H8	1.68	0.56
52:DB:21:A:O2'	52:DB:22:G:OP1	2.24	0.56
34:DG:15:GLU:OE1	34:DG:66:ARG:NH1	2.37	0.56
34:DG:19:LEU:HD12	34:DG:19:LEU:O	2.04	0.56

Continued on next page...

Continued from previous page...

Atom-1	Atom-2	Interatomic distance (Å)	Clash overlap (Å)
1:AA:1111:A:H5'	7:AH:3:ARG:HH11	1.69	0.56
1:AA:1230:C:H2'	1:AA:1231:G:C8	2.41	0.56
1:AA:1478:G:H2'	1:AA:1479:G:C8	2.33	0.56
1:AA:1705:G:C6	1:AA:1706:U:C4	2.93	0.56
1:AA:1829:A:H2'	1:AA:1830:C:H5'	1.85	0.56
1:AA:2098:U:C4	1:AA:2099:U:C5	2.93	0.56
1:AA:646:A:H2'	1:AA:647:G:O4'	2.06	0.56
1:AA:2393:A:C5'	11:AO:62:LEU:HB3	2.22	0.56
15:AR:52:ILE:HD13	15:AR:61:PHE:HB3	1.86	0.56
21:AV:62:PRO:C	21:AV:64:GLY:N	2.59	0.56
17:B2:69:LYS:CD	17:B2:85:LYS:HD2	2.34	0.56
28:B6:43:CYS:O	28:B6:44:ARG:CB	2.54	0.56
1:BA:1287:A:C5	1:BA:1288:U:C4	2.94	0.56
1:BA:2225:A:H4'	1:BA:2226:C:O5'	2.06	0.56
1:BA:2250:G:OP1	1:BA:2275:C:H2'	2.05	0.56
1:BA:2275:C:O2	12:BP:85:LYS:HG2	2.04	0.56
1:BA:2314:C:C2'	1:BA:2315:G:H5'	2.35	0.56
1:BA:2065:C:H1'	1:BA:2449:U:H3	1.71	0.56
1:BA:2847:U:H2'	1:BA:2848:G:H5'	1.88	0.56
1:BA:665:C:H2'	1:BA:666:G:H8	1.70	0.56
1:BA:880:G:N2	1:BA:881:G:H1'	2.20	0.56
1:BA:811:U:H3'	11:BO:22:GLY:CA	2.36	0.56
18:BS:36:LEU:HD13	18:BS:48:ALA:CA	2.35	0.56
24:BW:17:SER:CB	24:BW:18:PRO:CA	2.84	0.56
25:BX:52:HIS:H	25:BX:52:HIS:HD2	1.51	0.56
31:CA:1435:G:H2'	31:CA:1436:U:C6	2.41	0.56
31:CA:188:U:H2'	31:CA:189:U:H5''	1.88	0.56
37:CJ:69:VAL:O	37:CJ:69:VAL:HG12	2.05	0.56
38:CK:87:SER:HB2	38:CK:93:VAL:CA	2.34	0.56
31:CA:1048:G:OP1	44:CQ:3:ARG:HB3	2.05	0.56
31:DA:1128:C:H2'	31:DA:1129:C:O5'	2.04	0.56
31:DA:1238:A:C8	31:DA:1303:C:H1'	2.40	0.56
31:DA:160:A:H1'	31:DA:344:A:N7	2.20	0.56
31:DA:197:A:H8	31:DA:198:G:N9	2.03	0.56
31:DA:210:U:OP1	31:DA:210:U:O4'	2.24	0.56
31:DA:624:C:O3'	46:DS:10:GLY:HA2	2.05	0.56
52:DB:21:A:H2'	52:DB:22:G:H4'	1.87	0.56
32:DE:112:VAL:O	32:DE:115:LEU:HB3	2.05	0.56
36:DI:97:PHE:O	48:DU:31:LEU:HD23	2.05	0.56
38:DK:69:ARG:HD3	38:DK:75:ARG:O	2.05	0.56
44:DQ:27:CYS:SG	44:DQ:27:CYS:O	2.63	0.56

Continued on next page...

Continued from previous page...

Atom-1	Atom-2	Interatomic distance (Å)	Clash overlap (Å)
1:AA:1794:U:O2'	1:AA:1795:C:H5'	2.06	0.56
1:AA:1893:C:C5	1:AA:1894:C:C4	2.93	0.56
1:AA:2895:U:O5'	1:AA:2895:U:H6	1.89	0.56
1:AA:783:A:H2'	1:AA:785:G:OP1	2.05	0.56
15:AR:11:GLU:OE1	15:AR:11:GLU:CA	2.52	0.56
15:AR:26:ASP:CB	15:AR:91:ARG:HA	2.36	0.56
21:AV:30:ASN:OD1	21:AV:33:LEU:N	2.35	0.56
16:B1:17:ILE:HD12	16:B1:32:PHE:CE2	2.34	0.56
26:B4:42:PHE:O	26:B4:43:TYR:HB3	2.05	0.56
1:BA:1174:A:N6	1:BA:1176:G:O2'	2.38	0.56
1:BA:2393:A:O3'	11:BO:62:LEU:HA	2.06	0.56
1:BA:975:G:N2	1:BA:990:A:O4'	2.39	0.56
4:BE:112:GLY:O	4:BE:159:HIS:HA	2.05	0.56
11:BO:38:GLN:HG2	11:BO:45:LEU:CD1	2.35	0.56
14:BQ:35:ILE:O	14:BQ:35:ILE:HG13	2.05	0.56
31:CA:1169:A:N6	31:CA:1170:A:N1	2.54	0.56
31:CA:1211:U:C5'	31:CA:1212:U:OP1	2.48	0.56
31:CA:5:U:H2'	31:CA:5:U:O2	2.06	0.56
53:CD:8:U:H1'	53:CD:49:C:C1'	2.36	0.56
37:CJ:152:ALA:O	37:CJ:155:ARG:HB3	2.06	0.56
32:DE:28:PHE:CD1	32:DE:190:THR:HG22	2.41	0.56
32:DE:77:ALA:HB2	32:DE:211:ILE:HD13	1.87	0.56
38:DK:82:HIS:O	38:DK:82:HIS:CD2	2.59	0.56
26:A4:15:ILE:O	26:A4:33:VAL:HG12	2.06	0.56
1:AA:1668:A:H4'	1:AA:1669:A:O5'	2.05	0.56
1:AA:2281:C:O2'	1:AA:2282:G:H5'	2.06	0.56
1:AA:2286:A:H4'	1:AA:2287:A:O5'	2.05	0.56
1:AA:2688:U:O2	1:AA:2688:U:O5'	2.24	0.56
1:AA:2766:G:N3	1:AA:2766:G:H2'	2.21	0.56
1:AA:2788:C:O2'	1:AA:2809:A:N3	2.39	0.56
1:AA:299:A:C5'	1:AA:300:A:OP2	2.54	0.56
1:AA:414:C:H2'	1:AA:415:A:C8	2.41	0.56
4:AE:25:VAL:HG12	4:AE:183:LEU:HG	1.87	0.56
5:AF:7:TYR:CD1	5:AF:7:TYR:N	2.72	0.56
7:AH:153:LYS:N	7:AH:153:LYS:HZ3	2.03	0.56
8:AK:85:GLU:OE1	8:AK:86:THR:OG1	2.21	0.56
1:AA:489:G:N7	18:AS:49:LYS:NZ	2.53	0.56
21:AV:99:TYR:HD1	21:AV:123:ASP:HB3	1.69	0.56
16:B1:91:ASP:C	16:B1:93:LYS:N	2.60	0.56
1:BA:1248:G:OP1	16:B1:2:PRO:HD2	2.05	0.56
1:BA:1488:G:H5'	1:BA:1489:U:OP2	2.05	0.56

Continued on next page...

Continued from previous page...

Atom-1	Atom-2	Interatomic distance (Å)	Clash overlap (Å)
1:BA:1728:G:C6	1:BA:1730:U:OP2	2.59	0.56
1:BA:1050:A:O2'	1:BA:2752:C:O2	2.22	0.56
1:BA:863:A:O2'	1:BA:864:G:H5'	2.05	0.56
1:BA:885:C:N3	1:BA:890:A:C5	2.74	0.56
2:BB:59:A:H2'	2:BB:60:C:O4'	2.05	0.56
1:BA:1826:G:O2'	3:BD:242:ARG:NH2	2.38	0.56
3:BD:35:LYS:HD3	3:BD:63:ARG:C	2.25	0.56
4:BE:97:LYS:N	4:BE:100:GLU:OE1	2.30	0.56
4:BE:51:PHE:C	4:BE:74:PRO:HB3	2.26	0.56
31:CA:1292:U:H2'	31:CA:1293:G:C8	2.40	0.56
31:CA:280:C:O2	47:CT:38:ARG:HG3	2.06	0.56
31:CA:389:A:H2'	31:CA:390:C:H5'	1.88	0.56
31:CA:50:A:H1'	31:CA:52:G:C8	2.41	0.56
31:CA:626:U:N3	31:CA:627:G:N7	2.53	0.56
31:CA:827:U:C4	31:CA:870:U:C4	2.94	0.56
31:CA:958:A:C6	31:CA:959:A:N1	2.73	0.56
32:CE:97:TRP:HH2	32:CE:176:GLU:OE2	1.87	0.56
34:CG:114:ARG:HG2	34:CG:114:ARG:HH11	1.70	0.56
34:CG:79:PHE:CE1	34:CG:204:ILE:HG12	2.38	0.56
34:CG:22:LYS:HB3	34:CG:26:CYS:H	1.71	0.56
46:CS:34:GLU:HG2	46:CS:35:LYS:H	1.69	0.56
49:CV:41:VAL:CG1	49:CV:44:MET:HB2	2.36	0.56
49:CV:53:ASN:O	49:CV:77:THR:HG22	2.05	0.56
31:DA:1194:U:H2'	31:DA:1195:C:C6	2.41	0.56
31:DA:119:A:N7	31:DA:288:A:C2	2.74	0.56
38:DK:64:LYS:CD	38:DK:79:VAL:HG21	2.34	0.56
40:DM:64:GLU:HG3	40:DM:64:GLU:O	2.05	0.56
42:DO:27:LEU:HD21	42:DO:60:LEU:HB3	1.88	0.56
31:DA:742:G:P	45:DR:35:ARG:HH21	2.29	0.56
46:DS:58:TYR:O	46:DS:62:VAL:HG22	2.05	0.56
49:DV:48:THR:HG22	49:DV:61:TYR:CD1	2.40	0.56
1:AA:856:C:O4'	22:A3:27:GLU:HB2	2.06	0.56
1:AA:107:C:H2'	1:AA:108:U:H6	1.71	0.56
1:AA:2147:G:H2'	1:AA:2148:G:O4'	2.06	0.56
1:AA:2210:G:C3'	1:AA:2211:G:N7	2.64	0.56
1:AA:910:A:N1	1:AA:2277:G:H1'	2.20	0.56
1:AA:2751:G:C2	7:AH:3:ARG:HB3	2.40	0.56
1:AA:2795:G:H3'	1:AA:2797:U:H5''	1.87	0.56
1:AA:643:A:C2'	1:AA:644:A:O5'	2.54	0.56
1:AA:70:G:H4'	1:AA:71:A:OP1	2.06	0.56
3:AD:125:ILE:HD12	3:AD:137:PRO:HD3	1.88	0.56

Continued on next page...

Continued from previous page...

Atom-1	Atom-2	Interatomic distance (Å)	Clash overlap (Å)
4:AE:2:LYS:HD3	4:AE:95:ILE:HG22	1.87	0.56
1:AA:2334:G:C2	14:AQ:12:PHE:CD2	2.94	0.56
21:AV:27:VAL:HG22	21:AV:28:MET:N	2.21	0.56
1:BA:128:C:H4'	1:BA:129:C:OP1	2.06	0.56
1:BA:242:G:H5'	30:B8:62:LEU:HB3	1.87	0.56
1:BA:8:A:N1	1:BA:2895:U:O4	2.39	0.56
1:BA:444:C:H4'	5:BF:49:ALA:HB2	1.88	0.56
1:BA:483:A:H5''	20:BU:49:VAL:HG13	1.87	0.56
1:BA:657:U:H2'	1:BA:658:C:C6	2.41	0.56
1:BA:957:A:N6	1:BA:959:A:C2	2.74	0.56
3:BD:70:TRP:CZ3	3:BD:146:GLU:OE2	2.58	0.56
1:BA:588:U:H1'	5:BF:90:PHE:CG	2.41	0.56
6:BG:86:MET:O	6:BG:88:ILE:N	2.38	0.56
7:BH:116:GLU:HG2	7:BH:117:PRO:HD2	1.88	0.56
11:BO:81:GLN:HB3	11:BO:106:LEU:HD23	1.88	0.56
12:BP:111:GLU:O	12:BP:115:MET:HG2	2.06	0.56
19:BT:15:GLU:CD	19:BT:15:GLU:H	2.06	0.56
1:BA:329:G:N7	20:BU:19:LYS:HG2	2.21	0.56
31:CA:558:G:C5	31:CA:559:A:C2	2.94	0.56
31:CA:689:C:C4	31:CA:690:G:C2	2.94	0.56
31:CA:872:A:C4	31:CA:874:G:C8	2.94	0.56
31:CA:427:U:H5'	34:CG:41:GLY:HA2	1.87	0.56
43:CP:23:TYR:HD1	43:CP:67:GLU:HA	1.70	0.56
31:DA:1028:C:N4	31:DA:1033:G:H1	2.04	0.56
31:DA:131:C:H2'	31:DA:132:C:C6	2.41	0.56
31:DA:192:U:C4'	50:DW:103:GLY:HA3	2.35	0.56
31:DA:814:A:H2'	31:DA:816:A:H5'	1.87	0.56
32:DE:178:ARG:CB	32:DE:178:ARG:HH11	2.17	0.56
39:DL:85:LEU:HD13	39:DL:92:TYR:CD2	2.38	0.56
40:DM:28:ARG:NH2	40:DM:34:VAL:HB	2.20	0.56
49:DV:80:TYR:CZ	49:DV:82:GLY:HA2	2.40	0.56
22:A3:11:ARG:NH1	22:A3:11:ARG:HB2	2.21	0.56
26:A4:9:LEU:H	26:A4:27:THR:HG23	1.69	0.56
1:AA:1582:C:O2'	1:AA:1586:A:C8	2.58	0.56
1:AA:1813:G:H1'	3:AD:50:THR:OG1	2.06	0.56
1:AA:2257:U:O2'	1:AA:2258:C:H5'	2.05	0.56
1:AA:2472:G:H22	1:AA:2477:C:H5''	1.71	0.56
1:AA:246:C:H2'	1:AA:247:G:H5'	1.88	0.56
1:AA:882:G:C2'	1:AA:883:G:C8	2.84	0.56
7:AH:154:PRO:HB3	7:AH:163:TYR:CZ	2.40	0.56
14:AQ:58:LEU:N	14:AQ:58:LEU:HD23	2.21	0.56

Continued on next page...

Continued from previous page...

Atom-1	Atom-2	Interatomic distance (Å)	Clash overlap (Å)
20:AU:96:ILE:N	20:AU:99:CYS:O	2.39	0.56
21:AV:1:MET:HE2	21:AV:135:GLU:HB3	1.88	0.56
1:BA:1161:C:H1'	17:B2:8:GLY:O	2.06	0.56
28:B6:52:VAL:HG22	28:B6:53:LYS:N	2.15	0.56
1:BA:2418:A:OP2	30:B8:29:LYS:HE2	2.06	0.56
1:BA:1340:U:H4'	1:BA:1341:U:OP2	2.05	0.56
1:BA:1538:G:O2'	1:BA:1539:G:H5'	2.06	0.56
1:BA:1778:U:H2'	1:BA:1784:A:N6	2.21	0.56
1:BA:1862:G:O2'	1:BA:1863:G:H5'	2.06	0.56
1:BA:2335:A:O2'	1:BA:2336:A:H2'	2.06	0.56
1:BA:2469:A:O2'	12:BP:56:ARG:HG2	2.06	0.56
1:BA:829:A:N7	1:BA:2248:C:H5'	2.21	0.56
5:BF:54:ARG:HB2	5:BF:79:GLY:O	2.07	0.56
6:BG:106:LEU:HD12	6:BG:110:ALA:HB3	1.87	0.56
1:BA:1141:U:C2'	9:BM:63:THR:HG21	2.34	0.56
1:BA:953:A:OP2	12:BP:16:ARG:HD3	2.06	0.56
14:BQ:106:ARG:CZ	14:BQ:106:ARG:O	2.54	0.56
14:BQ:26:LEU:O	14:BQ:88:ASP:HB2	2.06	0.56
24:BW:17:SER:HB3	24:BW:21:LEU:HG	1.88	0.56
31:CA:115:G:H4'	31:CA:116:A:O5'	2.06	0.56
31:CA:1374:A:H2'	31:CA:1375:A:H5'	1.88	0.56
31:CA:601:C:O2'	31:CA:602:A:H5'	2.06	0.56
36:CI:44:GLY:HA2	36:CI:59:TYR:CZ	2.41	0.56
38:CK:53:VAL:HB	38:CK:58:TYR:CE1	2.41	0.56
39:CL:79:LEU:O	39:CL:82:ALA:HB3	2.06	0.56
42:CO:44:LYS:HG2	42:CO:44:LYS:O	2.05	0.56
43:CP:4:ILE:HG22	43:CP:5:ALA:N	2.20	0.56
31:DA:1132:C:C2'	31:DA:1133:G:H5'	2.36	0.56
15:BR:118:ARG:CZ	31:DA:1446:A:C5	2.89	0.56
31:DA:219:C:C4	31:DA:220:G:C8	2.94	0.56
36:DI:25:ILE:HD12	36:DI:82:ARG:HD2	1.87	0.56
38:DK:113:SER:O	38:DK:131:GLY:HA3	2.06	0.56
44:DQ:12:ARG:C	44:DQ:14:PRO:HD3	2.25	0.56
44:DQ:29:ARG:O	44:DQ:30:ALA:HB3	2.06	0.56
17:A2:35:LEU:CD2	17:A2:57:VAL:HG13	2.36	0.55
27:A5:42:PRO:HB2	27:A5:43:HIS:HD2	1.69	0.55
1:AA:2419:U:H4'	28:A6:23:THR:HG21	1.87	0.55
1:AA:1517:G:H4'	1:AA:1556:C:O2'	2.06	0.55
1:AA:2033:A:O2'	1:AA:2035:G:OP2	2.20	0.55
1:AA:2146:C:H4'	1:AA:2147:G:C8	2.41	0.55
1:AA:917:A:H2'	1:AA:918:A:C5'	2.36	0.55

Continued on next page...

Continued from previous page...

Atom-1	Atom-2	Interatomic distance (Å)	Clash overlap (Å)
3:AD:93:ALA:HB3	3:AD:105:ILE:HG22	1.88	0.55
4:AE:41:LYS:HB3	4:AE:41:LYS:HZ2	1.71	0.55
7:AH:30:LYS:HG3	7:AH:79:VAL:O	2.06	0.55
1:AA:958:U:OP2	12:AP:14:ARG:NH1	2.37	0.55
12:AP:51:ARG:NH2	12:AP:52:VAL:HG23	2.22	0.55
12:AP:65:PHE:C	12:AP:66:ILE:CG2	2.67	0.55
12:AP:64:ILE:O	12:AP:65:PHE:HB2	2.04	0.55
15:AR:50:ILE:HD11	15:AR:102:ILE:CD1	2.35	0.55
21:AV:117:LEU:HD13	21:AV:118:GLN:N	2.19	0.55
21:AV:69:THR:HA	21:AV:89:PHE:O	2.06	0.55
27:B5:49:CYS:O	27:B5:56:LYS:HB3	2.05	0.55
28:B6:27:LYS:HZ1	28:B6:28:ARG:HH12	1.52	0.55
1:BA:1109:C:H5'	1:BA:1110:G:OP2	2.05	0.55
1:BA:1374:G:H2'	1:BA:1375:C:C6	2.41	0.55
1:BA:340:A:C2'	1:BA:341:G:H5'	2.35	0.55
1:BA:626:U:O4	11:BO:107:LYS:HE2	2.06	0.55
7:BH:169:VAL:HG13	7:BH:170:ARG:H	1.72	0.55
31:CA:1009:G:O6	31:CA:1020:U:O2	2.25	0.55
31:CA:1347:G:N2	31:CA:1373:G:H2'	2.21	0.55
31:CA:448:A:OP2	31:CA:485:G:N2	2.27	0.55
31:CA:486:U:H2'	31:CA:487:A:C8	2.41	0.55
52:CB:33:U:C5	52:CB:34:U:C5	2.94	0.55
33:CF:58:GLU:N	33:CF:65:ALA:HB3	2.20	0.55
33:CF:70:VAL:CG1	33:CF:71:ALA:N	2.68	0.55
37:CJ:22:LEU:HD23	37:CJ:62:PHE:CE2	2.36	0.55
44:CQ:21:TYR:HE2	44:CQ:23:ARG:NE	2.04	0.55
48:CU:66:LEU:O	48:CU:70:ILE:HG13	2.06	0.55
31:DA:1278:U:H5'	31:DA:1279:A:C8	2.41	0.55
31:DA:1301:U:O2'	31:DA:1302:U:OP1	2.13	0.55
31:DA:1224:G:C6	31:DA:1322:C:H1'	2.41	0.55
53:DC:48:U:O2'	53:DC:49:C:OP2	2.15	0.55
53:DD:14:A:OP1	53:DD:14:A:C8	2.60	0.55
53:DD:8:U:H1'	53:DD:49:C:O4'	2.07	0.55
34:DG:112:VAL:HG12	34:DG:116:GLN:OE1	2.06	0.55
43:DP:84:ILE:HD12	49:DV:65:ASN:HD21	1.71	0.55
13:A0:92:GLY:N	13:A0:94:TYR:HE2	2.04	0.55
22:A3:64:ASP:HB2	22:A3:85:ALA:CB	2.35	0.55
1:AA:1050:A:C8	1:AA:2751:G:C4	2.94	0.55
1:AA:1469:A:C2'	1:AA:1470:G:O5'	2.54	0.55
1:AA:1937:A:O2'	1:AA:1938:A:P	2.64	0.55
1:AA:2689:U:H4'	1:AA:2690:C:H5'	1.87	0.55

Continued on next page...

Continued from previous page...

Atom-1	Atom-2	Interatomic distance (Å)	Clash overlap (Å)
1:AA:299:A:N7	1:AA:300:A:N6	2.54	0.55
1:AA:338:G:H2'	1:AA:339:U:H6	1.72	0.55
1:AA:61:G:OP1	24:AW:51:ARG:NH1	2.39	0.55
3:AD:18:VAL:HG12	3:AD:19:ALA:N	2.21	0.55
5:AF:197:ASP:N	5:AF:197:ASP:OD2	2.38	0.55
5:AF:28:ILE:HG22	5:AF:112:MET:HB3	1.88	0.55
6:AG:178:PHE:HB3	6:AG:180:PHE:HE1	1.71	0.55
7:AH:68:THR:O	7:AH:72:ILE:HG13	2.06	0.55
2:AB:90:C:OP2	12:AP:16:ARG:NH2	2.39	0.55
15:AR:54:ARG:HA	15:AR:59:THR:HB	1.86	0.55
15:AR:5:ALA:HA	15:AR:8:LYS:HE2	1.88	0.55
19:AT:70:LEU:N	19:AT:70:LEU:HD23	2.20	0.55
21:AV:150:LEU:CD2	21:AV:154:ASP:HB2	2.36	0.55
1:BA:1006:C:H1'	9:BM:106:MET:HE3	1.87	0.55
1:BA:140:A:H8	1:BA:1408:C:O2'	1.83	0.55
1:BA:1788:C:H2'	1:BA:1789:A:O4'	2.05	0.55
1:BA:1820:U:H4'	1:BA:1821:A:OP2	2.07	0.55
1:BA:2667:C:H1'	7:BH:109:PHE:CD2	2.41	0.55
1:BA:847:U:O4	1:BA:933:A:N1	2.39	0.55
1:BA:986:C:H2'	1:BA:987:G:H5'	1.88	0.55
1:BA:2622:C:H5'	4:BE:159:HIS:ND1	2.22	0.55
5:BF:132:VAL:O	5:BF:133:ASN:HB2	2.06	0.55
5:BF:25:PRO:HB2	5:BF:27:GLU:N	2.21	0.55
5:BF:46:ARG:NH1	5:BF:46:ARG:HG2	2.06	0.55
31:CA:186(C):G:C4	31:CA:191(E):G:N2	2.74	0.55
31:CA:501:C:H2'	31:CA:502:G:H8	1.72	0.55
53:CD:69:C:H2'	53:CD:70:C:O4'	2.04	0.55
53:CD:71:G:C2'	53:CD:72:C:H5'	2.36	0.55
43:CP:23:TYR:HB3	43:CP:67:GLU:HA	1.88	0.55
43:CP:33:ALA:O	43:CP:37:THR:HG23	2.07	0.55
45:CR:56:LEU:O	45:CR:56:LEU:HD12	2.07	0.55
47:CT:17:LYS:HG3	47:CT:47:PRO:HA	1.88	0.55
31:DA:1014:A:H2'	31:DA:1015:A:N9	2.21	0.55
31:DA:1091:U:O2	31:DA:1093:A:H8	1.89	0.55
31:DA:1305:G:N2	31:DA:1331:G:O2'	2.39	0.55
31:DA:828:A:H2'	31:DA:829:G:O4'	2.05	0.55
31:DA:955:U:O2'	49:DV:83:HIS:HD2	1.88	0.55
31:DA:973:G:O4'	40:DM:55:LYS:HG3	2.06	0.55
53:DD:18:C:H2'	53:DD:18:C:O2	2.05	0.55
35:DH:43:LEU:HD22	35:DH:136:MET:HG3	1.88	0.55
39:DL:3:GLN:NE2	39:DL:20:ARG:NH1	2.54	0.55

Continued on next page...

Continued from previous page...

Atom-1	Atom-2	Interatomic distance (Å)	Clash overlap (Å)
1:AA:1322:A:C5	1:AA:1323:U:C5	2.94	0.55
1:AA:1406:U:H2'	1:AA:1407:C:C6	2.40	0.55
1:AA:2134:A:C5	1:AA:2158:A:C2	2.94	0.55
1:AA:2505:G:O6	1:AA:2576:G:H2'	2.06	0.55
1:AA:2728:U:H2'	1:AA:2729:G:H8	1.71	0.55
1:AA:275:G:N2	1:AA:276:A:N1	2.54	0.55
1:AA:2886:G:O2'	1:AA:2887:U:H5'	2.06	0.55
2:AB:25:A:C2'	2:AB:26:A:H5'	2.37	0.55
3:AD:182:LEU:N	3:AD:272:ALA:HB3	2.18	0.55
3:AD:70:TRP:CH2	3:AD:150:LYS:HA	2.41	0.55
4:AE:92:THR:O	4:AE:95:ILE:HG12	2.06	0.55
7:AH:166:GLY:C	7:AH:167:GLU:HG3	2.27	0.55
27:B5:46:CYS:HB3	27:B5:49:CYS:SG	2.46	0.55
1:BA:1075:C:H2'	1:BA:1076:C:H6	1.70	0.55
1:BA:1997:G:O2'	1:BA:1998:G:H5'	2.06	0.55
1:BA:2317:C:C2'	1:BA:2318:G:H5'	2.35	0.55
1:BA:2716:U:O2'	1:BA:2717:G:H5'	2.06	0.55
1:BA:654(B):C:C2	1:BA:654(T):A:C2	2.95	0.55
3:BD:244:ARG:HB2	3:BD:245:PRO:CD	2.37	0.55
4:BE:51:PHE:C	4:BE:74:PRO:HB2	2.25	0.55
5:BF:20:LEU:HD13	5:BF:203:GLN:OE1	2.06	0.55
8:BK:75:LEU:HD23	8:BK:76:THR:N	2.20	0.55
10:BN:66:LYS:H	10:BN:82:ASN:ND2	2.04	0.55
15:BR:88:ILE:HG13	15:BR:88:ILE:O	2.07	0.55
19:BT:39:ILE:O	19:BT:43:VAL:HG13	2.06	0.55
31:CA:1177:G:C8	31:CA:1178:G:C2	2.94	0.55
31:CA:186(E):C:N4	31:CA:191(B):G:H1	2.03	0.55
31:CA:129(A):G:N2	31:CA:191(A):G:N7	2.54	0.55
31:CA:262:A:C6	31:CA:263:A:C6	2.93	0.55
31:CA:266:G:H5''	31:CA:268:C:H41	1.70	0.55
31:CA:321:A:N7	31:CA:328:C:O2'	2.28	0.55
31:CA:411:A:C8	31:CA:413:G:H1'	2.41	0.55
31:CA:539:A:H2'	31:CA:540:G:C8	2.41	0.55
31:CA:558:G:C4	31:CA:559:A:H2	2.24	0.55
44:CQ:22:THR:HB	44:CQ:33:VAL:HG11	1.89	0.55
44:CQ:44:LEU:HD12	44:CQ:44:LEU:C	2.27	0.55
49:CV:15:LEU:O	49:CV:19:VAL:HG23	2.06	0.55
31:DA:1004:A:H1'	31:DA:1036:G:C6	2.38	0.55
31:DA:1018:C:H2'	31:DA:1019:C:O4'	2.06	0.55
31:DA:961:U:O2	31:DA:1201:A:N1	2.40	0.55
31:DA:956:U:C2	31:DA:1225:A:C2	2.94	0.55

Continued on next page...

Continued from previous page...

Atom-1	Atom-2	Interatomic distance (Å)	Clash overlap (Å)
31:DA:1402:C:O2	31:DA:1500:A:N1	2.39	0.55
31:DA:245:C:O2	31:DA:283:C:N3	2.40	0.55
31:DA:505:G:C6	31:DA:535:A:C2	2.94	0.55
31:DA:668:G:O2'	45:DR:46:HIS:HB3	2.06	0.55
31:DA:779:C:H2'	31:DA:780:A:H5'	1.88	0.55
31:DA:960:U:C2'	31:DA:960:U:O2	2.54	0.55
53:DD:5:G:H1	53:DD:69:C:H42	1.52	0.55
53:DD:71:G:O2'	53:DD:72:C:H5'	2.07	0.55
32:DE:113:HIS:O	32:DE:116:GLU:HG2	2.06	0.55
27:A5:40:LYS:CB	27:A5:46:CYS:SG	2.94	0.55
1:AA:1276:A:O2'	13:A0:16:HIS:CE1	2.58	0.55
1:AA:18:C:O3'	16:A1:23:GLY:HA2	2.06	0.55
1:AA:2116:G:P	1:AA:2165:G:N2	2.79	0.55
1:AA:2312:U:O2'	6:AG:40:ASN:ND2	2.32	0.55
1:AA:613:U:H5'	1:AA:616:A:N6	2.21	0.55
1:AA:754:C:H2'	1:AA:755:C:H6	1.71	0.55
1:AA:775:G:C5	1:AA:794:G:C8	2.94	0.55
3:AD:147:LEU:HD13	3:AD:155:LEU:HD11	1.88	0.55
6:AG:82:LEU:CD2	6:AG:86:MET:HE3	2.36	0.55
8:AK:131:LYS:HB3	8:AK:132:PRO:CA	2.33	0.55
9:AM:96:GLU:N	9:AM:98:VAL:HG12	2.22	0.55
18:AS:73:ALA:HB3	18:AS:106:ILE:HD11	1.87	0.55
18:AS:86:LEU:C	18:AS:86:LEU:HD12	2.26	0.55
28:B6:36:LEU:HD23	28:B6:50:ARG:HB3	1.88	0.55
1:BA:1019:U:OP1	1:BA:1035:U:O2'	2.22	0.55
1:BA:1055:G:N3	1:BA:1085:A:C2	2.75	0.55
1:BA:1022:G:N2	1:BA:1142(A):A:C2	2.68	0.55
1:BA:1528:A:H2'	1:BA:1529:A:O4'	2.06	0.55
1:BA:2124:G:H2'	1:BA:2125:G:H5'	1.87	0.55
1:BA:812:C:O5'	11:BO:22:GLY:HA3	2.07	0.55
1:BA:918:A:H5''	2:BB:97:G:O2'	2.07	0.55
3:BD:27:THR:CG2	3:BD:28:GLU:N	2.69	0.55
31:CA:102:G:C6	31:CA:103:C:C4	2.95	0.55
31:CA:130:A:C8	47:CT:63:ARG:HD3	2.41	0.55
31:CA:1346:A:OP1	39:CL:120:ARG:NH1	2.37	0.55
31:CA:690:G:H2'	31:CA:691:G:O4'	2.07	0.55
34:CG:31:CYS:O	34:CG:31:CYS:SG	2.64	0.55
38:CK:94:TYR:HE1	38:CK:132:GLU:HB2	1.71	0.55
39:CL:22:GLY:HA3	39:CL:60:ASP:CG	2.26	0.55
41:CN:28:THR:HG21	41:CN:90:GLY:HA3	1.89	0.55
41:CN:17:GLY:CA	41:CN:77:MET:HE3	2.24	0.55

Continued on next page...

Continued from previous page...

Atom-1	Atom-2	Interatomic distance (Å)	Clash overlap (Å)
53:DC:48:U:H1'	53:DC:49:C:O5'	2.06	0.55
32:DE:55:PHE:CD1	32:DE:58:ILE:HD12	2.41	0.55
31:DA:1056:U:H5'	33:DF:163:ALA:CB	2.36	0.55
40:DM:30:SER:CB	40:DM:80:LYS:HG2	2.37	0.55
43:DP:110:ARG:HG2	43:DP:110:ARG:NH1	2.21	0.55
50:DW:25:ARG:O	50:DW:29:LYS:HG3	2.06	0.55
50:DW:43:LEU:HD13	50:DW:51:GLU:HG3	1.88	0.55
26:A4:50:VAL:O	26:A4:50:VAL:HG12	2.06	0.55
1:AA:2173:A:H2'	1:AA:2174:C:O4'	2.06	0.55
1:AA:2199:A:H3'	1:AA:2205:C:C6	2.39	0.55
1:AA:2494:G:O2'	12:AP:80:GLU:HA	2.06	0.55
1:AA:2498:C:O2'	1:AA:2499:C:H5'	2.06	0.55
1:AA:889:C:C3'	1:AA:890:A:H4'	2.34	0.55
2:AB:73:A:C4	2:AB:104:A:C2	2.94	0.55
4:AE:59:VAL:C	4:AE:60:ASN:CG	2.64	0.55
10:AN:7:TYR:OH	10:AN:44:LYS:HG3	2.07	0.55
1:AA:2683:C:OP1	15:AR:53:ARG:NH2	2.39	0.55
20:AU:49:VAL:HG12	20:AU:50:ARG:H	1.72	0.55
1:BA:1084:A:H3'	1:BA:1085:A:C8	2.41	0.55
1:BA:1283:G:N2	1:BA:1286:A:OP2	2.36	0.55
1:BA:1761:C:N3	1:BA:1762:A:N6	2.53	0.55
1:BA:2320:A:C6	1:BA:2333:A:C8	2.94	0.55
1:BA:2453:A:O2'	1:BA:2454:G:H5'	2.07	0.55
1:BA:273(E):U:O2'	1:BA:273(F):C:H5'	2.06	0.55
1:BA:329:G:C6	20:BU:19:LYS:HG2	2.42	0.55
4:BE:132:HIS:O	4:BE:132:HIS:CG	2.59	0.55
6:BG:27:ASN:HB3	6:BG:30:GLU:HG3	1.88	0.55
9:BM:28:THR:HA	9:BM:106:MET:HE2	1.88	0.55
1:BA:310:A:P	20:BU:18:GLY:HA2	2.46	0.55
25:BX:43:ILE:O	25:BX:47:VAL:HG23	2.07	0.55
31:CA:1366:C:H2'	31:CA:1367:C:C6	2.41	0.55
31:CA:1500:A:OP2	31:CA:1505:G:OP1	2.25	0.55
31:CA:250:A:C4'	31:CA:251:G:H5''	2.37	0.55
31:CA:33:A:H2'	31:CA:34:C:C6	2.41	0.55
31:CA:615:C:C2	31:CA:616:G:C8	2.95	0.55
52:CB:15:A:C2	52:CB:70:G:C6	2.94	0.55
53:CD:55:U:C4	53:CD:56:U:C5	2.95	0.55
34:CG:162:LEU:HD13	34:CG:181:MET:HB3	1.88	0.55
39:CL:52:ALA:O	39:CL:95:LYS:NZ	2.39	0.55
31:CA:1149:C:P	39:CL:9:ARG:HH21	2.29	0.55
46:CS:58:TYR:C	46:CS:58:TYR:CD1	2.79	0.55

Continued on next page...

Continued from previous page...

Atom-1	Atom-2	Interatomic distance (Å)	Clash overlap (Å)
31:DA:1141:C:O2'	31:DA:1142:G:H5'	2.06	0.55
31:DA:954:G:H21	31:DA:1227:A:H62	1.55	0.55
31:DA:1386:G:C2	31:DA:1387:G:C8	2.94	0.55
31:DA:242:C:H2'	31:DA:243:A:H5'	1.88	0.55
32:DE:132:LYS:HA	32:DE:135:GLN:HB2	1.88	0.55
33:DF:68:VAL:HG12	33:DF:70:VAL:HG23	1.86	0.55
38:DK:17:THR:O	38:DK:78:GLN:NE2	2.38	0.55
47:DT:67:LYS:CA	47:DT:70:ARG:HH12	2.17	0.55
22:A3:27:GLU:HG3	22:A3:69:PHE:H	1.71	0.55
26:A4:4:GLY:O	26:A4:5:ILE:HG22	2.07	0.55
1:AA:1328:G:H2'	1:AA:1330:C:C5	2.41	0.55
1:AA:1794:U:H2'	1:AA:1795:C:H6	1.70	0.55
1:AA:2077:A:H2'	1:AA:2078:C:C6	2.42	0.55
1:AA:2184:G:C6	1:AA:2185:C:N4	2.74	0.55
2:AB:79:C:H2'	2:AB:80:U:O4'	2.06	0.55
9:AM:128:HIS:HD2	9:AM:129:PRO:C	2.10	0.55
11:AO:112:LEU:H	11:AO:128:HIS:HD2	1.53	0.55
17:B2:85:LYS:C	17:B2:87:HIS:H	2.10	0.55
1:BA:2020:A:O2'	1:BA:2021:C:H5'	2.07	0.55
1:BA:2507:C:H2'	1:BA:2508:G:O4'	2.07	0.55
1:BA:2681:C:C5	1:BA:2727:G:C2	2.94	0.55
3:BD:35:LYS:CB	3:BD:64:ILE:HG23	2.37	0.55
7:BH:102:ALA:CB	7:BH:117:PRO:HD3	2.36	0.55
7:BH:151:ILE:O	7:BH:152:ARG:HG3	2.07	0.55
12:BP:97:VAL:HG11	12:BP:103:MET:CE	2.37	0.55
12:BP:105:GLU:O	12:BP:105:GLU:HG2	2.07	0.55
21:BV:53:ILE:HG22	21:BV:71:VAL:HG13	1.89	0.55
31:CA:1112:C:C4	33:CF:178:LEU:HD23	2.41	0.55
31:CA:264:U:O2'	47:CT:64:PRO:HD2	2.07	0.55
53:CD:15:G:N2	53:CD:49:C:C2	2.70	0.55
34:CG:187:ARG:HH22	34:CG:193:ASP:CG	2.09	0.55
39:CL:5:TYR:CE2	39:CL:16:ARG:HG2	2.41	0.55
31:CA:1059:C:O3'	44:CQ:45:ARG:NH2	2.40	0.55
31:DA:1154:G:H2'	31:DA:1155:G:H8	1.71	0.55
31:DA:1226:C:N4	43:DP:104:ARG:HD2	2.21	0.55
31:DA:345:C:H1'	31:DA:346:G:N1	2.22	0.55
32:DE:210:SER:O	32:DE:214:ILE:HG12	2.06	0.55
32:DE:29:ALA:HA	32:DE:32:ILE:HG23	1.89	0.55
33:DF:8:ILE:O	33:DF:11:ARG:N	2.39	0.55
36:DI:72:VAL:HG13	36:DI:73:ASN:H	1.72	0.55
37:DJ:78:ARG:HB2	37:DJ:156:TRP:CZ3	2.40	0.55

Continued on next page...

Continued from previous page...

Atom-1	Atom-2	Interatomic distance (Å)	Clash overlap (Å)
39:DL:26:VAL:HG13	39:DL:61:ALA:HB3	1.89	0.55
17:A2:15:GLU:CG	17:A2:16:PRO:HD2	2.34	0.55
30:A8:33:ASN:O	30:A8:34:TRP:C	2.44	0.55
1:AA:1458:C:H5''	1:AA:1459:G:H5'	1.87	0.55
1:AA:2134:A:N7	1:AA:2158:A:H2	2.04	0.55
1:AA:2352:A:C4	1:AA:2366:A:C2	2.94	0.55
4:AE:96:PHE:O	4:AE:175:VAL:HG11	2.06	0.55
6:AG:82:LEU:CD1	6:AG:82:LEU:O	2.53	0.55
10:AN:2:ILE:HB	10:AN:33:ALA:HB3	1.88	0.55
11:AO:1:MET:CE	11:AO:5:ASP:HB3	2.36	0.55
12:AP:18:LYS:O	12:AP:19:GLY:C	2.45	0.55
21:AV:52:SER:O	21:AV:53:ILE:HG12	2.07	0.55
21:AV:68:PRO:HB2	21:AV:91:LEU:HB2	1.89	0.55
21:AV:98:MET:O	21:AV:125:LEU:HD12	2.07	0.55
16:B1:50:ARG:HG2	16:B1:53:ARG:NH2	2.21	0.55
16:B1:112:ARG:HD3	17:B2:47:VAL:HG11	1.88	0.55
22:B3:68:GLU:HB3	22:B3:80:HIS:HB2	1.89	0.55
26:B4:21:VAL:HG22	26:B4:22:ILE:N	2.19	0.55
26:B4:36:CYS:HB3	26:B4:41:PRO:CD	2.37	0.55
1:BA:1509:C:H4'	1:BA:1509:C:OP2	2.07	0.55
1:BA:153:C:OP1	23:BZ:88:LYS:NZ	2.39	0.55
1:BA:2129:C:C2'	1:BA:2130:U:H5'	2.36	0.55
1:BA:2243:U:O2'	1:BA:2244:U:H5'	2.06	0.55
1:BA:2273:A:O2'	1:BA:2274:A:H5'	2.07	0.55
1:BA:2563:U:O2	1:BA:2565:A:C8	2.59	0.55
1:BA:288:C:O3'	1:BA:289:A:O4'	2.25	0.55
1:BA:576:U:H2'	1:BA:577:G:C8	2.42	0.55
7:BH:82:GLY:HA3	7:BH:135:GLY:O	2.06	0.55
8:BK:125:GLU:CB	8:BK:141:LYS:HD3	2.35	0.55
8:BK:82:ARG:NH1	8:BK:146:ALA:HA	2.22	0.55
8:BK:62:LYS:HD2	8:BK:62:LYS:O	2.05	0.55
8:BK:79:ILE:O	8:BK:142:VAL:HG23	2.07	0.55
9:BM:20:GLY:HA2	9:BM:61:ARG:HG2	1.87	0.55
21:BV:115:GLY:N	21:BV:177:PRO:HG2	2.22	0.55
25:BX:59:VAL:CG1	25:BX:60:GLU:H	2.19	0.55
31:CA:1285:A:C4'	31:CA:1286:A:O5'	2.52	0.55
31:CA:197:A:N6	31:CA:221:C:C5'	2.70	0.55
31:CA:509:A:O2'	31:CA:510:A:OP1	2.24	0.55
31:CA:57:G:H2'	31:CA:58:C:H6	1.70	0.55
31:CA:81:G:H2'	31:CA:82:U:O4'	2.07	0.55
32:CE:204:ASN:C	32:CE:204:ASN:HD22	2.09	0.55

Continued on next page...

Continued from previous page...

Atom-1	Atom-2	Interatomic distance (Å)	Clash overlap (Å)
32:CE:22:LYS:HA	32:CE:22:LYS:NZ	2.22	0.55
38:CK:42:GLU:HG3	38:CK:109:ILE:HD12	1.87	0.55
41:CN:40:ILE:CG2	41:CN:75:TYR:HD2	2.16	0.55
42:CO:114:ARG:NH2	42:CO:121:LYS:HB2	2.21	0.55
31:DA:1114:C:H2'	31:DA:1115:C:H6	1.71	0.55
31:DA:512:U:H2'	31:DA:513:C:C6	2.42	0.55
31:DA:22:G:H4'	31:DA:885:G:C8	2.42	0.55
32:DE:132:LYS:O	32:DE:136:VAL:HG23	2.07	0.55
43:DP:88:ARG:HG3	43:DP:98:VAL:CG1	2.37	0.55
13:A0:78:LYS:O	13:A0:83:ILE:HG13	2.06	0.55
27:A5:36:CYS:SG	27:A5:48:GLU:O	2.64	0.55
1:AA:1359:A:N1	1:AA:1372:U:C4	2.74	0.55
1:AA:1826:G:H4'	3:AD:242:ARG:CZ	2.37	0.55
1:AA:2094:G:O2'	1:AA:2095:C:H5'	2.06	0.55
1:AA:2169:A:N6	1:AA:2170:A:N1	2.55	0.55
1:AA:2232:U:P	23:AZ:40:ARG:HH12	2.30	0.55
1:AA:469:G:O6	29:A7:37:LYS:HE2	2.06	0.55
1:AA:658:C:H2'	1:AA:659:C:C6	2.41	0.55
1:AA:890:A:H3'	1:AA:892:G:H8	1.71	0.55
7:AH:166:GLY:O	7:AH:167:GLU:HG3	2.07	0.55
11:AO:24:GLY:C	11:AO:26:GLY:N	2.60	0.55
12:AP:21:THR:HB	12:AP:99:PRO:O	2.06	0.55
1:AA:2470:G:H5'	12:AP:56:ARG:NH2	2.21	0.55
15:AR:122:ASP:O	15:AR:126:ALA:HB3	2.06	0.55
1:BA:1568:G:OP2	3:BD:63:ARG:NH2	2.37	0.55
1:BA:2241:A:H2'	1:BA:2242:G:C8	2.42	0.55
1:BA:2544:G:O5'	1:BA:2544:G:H8	1.90	0.55
1:BA:395:U:H2'	1:BA:396:G:N7	2.21	0.55
1:BA:580:C:H2'	1:BA:581:C:C6	2.42	0.55
1:BA:672:C:H2'	1:BA:673:C:H5'	1.88	0.55
1:BA:1247:A:OP1	5:BF:95:ARG:NH2	2.37	0.55
1:BA:558:G:OP1	9:BM:111:PRO:HD2	2.07	0.55
10:BN:10:VAL:HG13	10:BN:17:ARG:O	2.07	0.55
14:BQ:60:GLY:O	14:BQ:61:ASN:HB2	2.07	0.55
1:BA:85:G:H5'	20:BU:32:PRO:HD3	1.88	0.55
21:BV:37:VAL:HG23	21:BV:38:TYR:N	2.21	0.55
31:CA:1095:U:P	31:CA:1108:G:H1	2.30	0.55
31:CA:1162:C:O5'	31:CA:1162:C:H6	1.90	0.55
31:CA:1305:G:OP2	31:CA:1305:G:H8	1.89	0.55
33:CF:70:VAL:HG12	33:CF:71:ALA:N	2.22	0.55
34:CG:108:LEU:HD23	34:CG:110:PHE:CE1	2.42	0.55

Continued on next page...

Continued from previous page...

Atom-1	Atom-2	Interatomic distance (Å)	Clash overlap (Å)
34:CG:33:MET:HE1	34:CG:37:PRO:CA	2.35	0.55
38:CK:103:VAL:HG21	38:CK:110:ALA:HB2	1.88	0.55
31:DA:1109:C:H2'	31:DA:1110:A:O4'	2.06	0.55
31:DA:1302:U:C5	43:DP:17:VAL:HG21	2.42	0.55
31:DA:1495:U:O4	56:DA:1805:PAR:N12	2.40	0.55
33:DF:123:GLN:O	33:DF:128:PHE:HB2	2.07	0.55
34:DG:96:LEU:HD12	34:DG:139:ARG:NH2	2.21	0.55
40:DM:15:THR:HG21	40:DM:92:THR:HG21	1.89	0.55
50:DW:56:MET:HE3	50:DW:104:LEU:HD11	1.88	0.55
17:A2:22:VAL:HG12	17:A2:23:GLU:H	1.72	0.55
17:A2:39:LEU:HD12	17:A2:50:PRO:O	2.06	0.55
22:A3:43:THR:O	22:A3:43:THR:HG23	2.07	0.55
30:A8:51:ALA:N	30:A8:53:PRO:HD2	2.22	0.55
1:AA:1130:U:HO2'	1:AA:1131:G:P	2.30	0.55
1:AA:1206:G:C6	1:AA:1207:C:C4	2.95	0.55
1:AA:2052:G:C8	4:AE:141:ILE:HD11	2.41	0.55
1:AA:2341:G:H2'	1:AA:2342:C:O4'	2.07	0.55
1:AA:2402:C:H2'	1:AA:2403:C:H5'	1.88	0.55
1:AA:2667:C:H2'	1:AA:2668:G:O4'	2.06	0.55
1:AA:2751:G:O2'	1:AA:2752:C:P	2.64	0.55
1:AA:65:C:H2'	1:AA:66:C:H6	1.72	0.55
3:AD:273:ARG:O	3:AD:273:ARG:HG3	2.05	0.55
3:AD:31:LYS:NZ	3:AD:33:LEU:HB3	2.21	0.55
5:AF:66:PRO:O	5:AF:67:GLN:HB3	2.07	0.55
6:AG:33:ARG:O	6:AG:162:THR:HG23	2.07	0.55
7:AH:83:TYR:HB2	7:AH:134:SER:HA	1.88	0.55
11:AO:94:GLU:OE2	11:AO:124:LYS:HD3	2.07	0.55
11:AO:95:VAL:O	11:AO:95:VAL:HG12	2.06	0.55
12:AP:29:PHE:HB3	12:AP:65:PHE:CE2	2.41	0.55
14:AQ:88:ASP:CG	14:AQ:89:ARG:N	2.59	0.55
15:AR:136:GLN:HG3	15:AR:137:LYS:H	1.71	0.55
19:AT:65:ARG:HB3	19:AT:70:LEU:HB3	1.87	0.55
19:AT:84:ALA:HB3	19:AT:87:GLN:HE22	1.72	0.55
24:AW:14:ARG:NH1	24:AW:66:GLU:OE2	2.39	0.55
1:BA:1292:U:H2'	1:BA:1293:C:H6	1.71	0.55
1:BA:1666:G:C2'	1:BA:1667:G:H5'	2.37	0.55
1:BA:1758:G:H4'	1:BA:1759:A:OP2	2.07	0.55
1:BA:2156:G:C6	1:BA:2157:G:C2	2.95	0.55
1:BA:2712:U:O2'	1:BA:2712(A):A:P	2.65	0.55
1:BA:271(C):U:H5'	1:BA:271:G:OP2	2.07	0.55
3:BD:166:GLN:NE2	3:BD:166:GLN:CA	2.69	0.55

Continued on next page...

Continued from previous page...

Atom-1	Atom-2	Interatomic distance (Å)	Clash overlap (Å)
8:BK:101:LEU:CD2	8:BK:101:LEU:H	2.18	0.55
8:BK:93:THR:H	8:BK:96:ASP:HB2	1.72	0.55
11:BO:41:ARG:HD2	11:BO:41:ARG:H	1.71	0.55
15:BR:56:GLY:H	15:BR:59:THR:HG22	1.71	0.55
20:BU:3:VAL:HG11	20:BU:32:PRO:O	2.07	0.55
31:CA:271:C:H2'	31:CA:272:C:C6	2.42	0.55
31:CA:271:C:H2'	31:CA:272:C:H6	1.71	0.55
31:CA:381:C:H2'	31:CA:382:A:O4'	2.06	0.55
31:CA:757:U:H2'	31:CA:758:G:O4'	2.07	0.55
31:CA:771:G:O2'	31:CA:772:U:H5'	2.07	0.55
31:CA:968:A:H4'	31:CA:969:A:OP2	2.07	0.55
53:CD:67:C:N3	53:CD:68:C:N4	2.55	0.55
53:CD:6:G:H2'	53:CD:7:G:H8	1.71	0.55
35:CH:126:ARG:CG	35:CH:126:ARG:NH1	2.69	0.55
31:CA:559:A:OP1	35:CH:126:ARG:NH2	2.40	0.55
43:CP:82:MET:O	43:CP:83:ASP:HB2	2.06	0.55
31:DA:1019:C:O2'	31:DA:1020:U:H5'	2.07	0.55
31:DA:1328:C:C2'	31:DA:1329:A:H5'	2.36	0.55
31:DA:369:C:H2'	31:DA:369:C:O2	2.06	0.55
31:DA:634:C:O2'	31:DA:635:G:H5'	2.06	0.55
31:DA:668:G:O2'	31:DA:669:U:H5'	2.07	0.55
1:BA:2555:U:O2	52:DB:85:C:C6	2.59	0.55
34:DG:47:ARG:NH1	34:DG:49:ARG:HH22	2.05	0.55
44:DQ:12:ARG:CB	44:DQ:14:PRO:HD3	2.37	0.55
1:AA:1384:A:N3	1:AA:1405:U:H1'	2.22	0.55
1:AA:146:G:H2'	1:AA:147:U:O4'	2.07	0.55
1:AA:1567:A:H5'	3:AD:58:HIS:CD2	2.41	0.55
1:AA:1652:A:N7	1:AA:1653:G:C6	2.75	0.55
1:AA:2393:A:H4'	11:AO:62:LEU:N	2.22	0.55
1:AA:2846:G:P	15:AR:54:ARG:HB2	2.46	0.55
1:AA:2884:U:C2'	1:AA:2885:C:H5'	2.37	0.55
1:AA:527:C:H4'	1:AA:528:A:O5'	2.07	0.55
1:AA:844:C:H2'	1:AA:845:G:O4'	2.07	0.55
1:AA:890:A:H2'	1:AA:892:G:O4'	2.06	0.55
1:AA:958:U:O2	2:AB:89(A):A:H4'	2.06	0.55
4:AE:51:PHE:O	4:AE:74:PRO:HB2	2.07	0.55
10:AN:7:TYR:CZ	10:AN:44:LYS:HG3	2.42	0.55
14:AQ:65:VAL:O	14:AQ:69:VAL:HG12	2.07	0.55
20:AU:2:ARG:HG2	20:AU:3:VAL:HG23	1.89	0.55
21:AV:10:ARG:HB2	21:AV:36:LYS:O	2.07	0.55
1:BA:2392:A:OP1	30:B8:32:LEU:CD1	2.55	0.55

Continued on next page...

Continued from previous page...

Atom-1	Atom-2	Interatomic distance (Å)	Clash overlap (Å)
30:B8:54:GLU:O	30:B8:56:GLU:N	2.40	0.55
1:BA:987:G:O2'	1:BA:1000:A:N3	2.36	0.55
1:BA:1025:G:C4	1:BA:1135:C:H1'	2.42	0.55
1:BA:1164:G:C2	1:BA:1165:U:C2	2.95	0.55
1:BA:1665:A:H4'	10:BN:67:LYS:HB2	1.89	0.55
1:BA:162:U:H4'	1:BA:171:G:C5	2.41	0.55
1:BA:527:C:OP2	1:BA:2779:U:C5	2.60	0.55
1:BA:588:U:H1'	5:BF:90:PHE:HB3	1.88	0.55
1:BA:945:A:H3'	1:BA:946:G:H5''	1.89	0.55
1:BA:444:C:C4'	5:BF:49:ALA:HB2	2.36	0.55
15:BR:136:GLN:C	15:BR:137:LYS:HD2	2.28	0.55
20:BU:61:ILE:HG22	20:BU:62:GLU:N	2.19	0.55
20:BU:98:VAL:HG13	20:BU:99:CYS:N	2.21	0.55
31:CA:1008:C:N4	31:CA:1021:G:H1	2.05	0.55
31:CA:1277:C:HO2'	31:CA:1279:A:C1'	2.20	0.55
31:CA:412:A:H4'	31:CA:413:G:O5'	2.06	0.55
32:CE:120:ALA:O	32:CE:121:LEU:CB	2.55	0.55
32:CE:224:GLN:HB2	32:CE:229:VAL:HG23	1.89	0.55
33:CF:131:ARG:CZ	33:CF:131:ARG:HB2	2.37	0.55
33:CF:181:ASN:HD21	33:CF:204:LEU:HB2	1.71	0.55
33:CF:64:VAL:HG21	33:CF:99:VAL:HG12	1.88	0.55
37:CJ:6:ARG:O	37:CJ:6:ARG:HG2	2.07	0.55
38:CK:41:ARG:NH1	38:CK:41:ARG:HG3	2.20	0.55
41:CN:113:PRO:C	41:CN:114:VAL:HG12	2.27	0.55
50:CW:72:LEU:HD23	50:CW:72:LEU:C	2.28	0.55
31:DA:1004:A:OP1	31:DA:1025:U:O4	2.25	0.55
31:DA:1116:C:H42	31:DA:1184:G:H1	1.55	0.55
31:DA:191:G:C2'	50:DW:103:GLY:HA2	2.36	0.55
31:DA:554:C:H2'	31:DA:555:C:C6	2.37	0.55
31:DA:933:G:O6	37:DJ:3:ARG:NH2	2.40	0.55
31:DA:983:A:H5''	31:DA:984:C:OP2	2.07	0.55
53:DD:38:A:H2'	53:DD:39:A:O4'	2.07	0.55
31:DA:584:G:H5'	47:DT:91:ARG:NH1	2.22	0.55
13:A0:49:ASP:OD1	13:A0:95:THR:HG22	2.07	0.54
16:A1:92:ARG:HD2	16:A1:95:LEU:HD12	1.89	0.54
22:A3:11:ARG:HB2	22:A3:11:ARG:HH11	1.70	0.54
1:AA:1519:G:C2'	1:AA:1520:U:H5'	2.37	0.54
1:AA:1771:C:HO2'	1:AA:1786:A:C1'	2.19	0.54
1:AA:184:C:H2'	1:AA:185:U:H6	1.71	0.54
1:AA:1637:A:H4'	1:AA:2711:A:O2'	2.07	0.54
1:AA:32:C:O2'	1:AA:33:U:H5'	2.06	0.54

Continued on next page...

Continued from previous page...

Atom-1	Atom-2	Interatomic distance (Å)	Clash overlap (Å)
2:AB:112:G:H2'	2:AB:113:C:C6	2.42	0.54
2:AB:78:A:C2	2:AB:99:A:C4	2.95	0.54
4:AE:118:LYS:HG2	4:AE:118:LYS:O	2.07	0.54
11:AO:18:ARG:CZ	11:AO:21:ARG:HD3	2.37	0.54
12:AP:43:THR:OG1	12:AP:46:GLN:HG3	2.07	0.54
17:B2:49:THR:HB	17:B2:50:PRO:CD	2.38	0.54
11:BO:64:LYS:HB2	30:B8:25:MET:CG	2.24	0.54
1:BA:1153:C:H2'	1:BA:1154:G:O4'	2.07	0.54
1:BA:1796:U:H2'	1:BA:1797:C:C6	2.42	0.54
1:BA:1907:G:O2'	1:BA:1908:C:H5'	2.08	0.54
1:BA:2131:G:O4'	1:BA:2158:A:N6	2.41	0.54
1:BA:2154:G:C2	1:BA:2155:G:C5	2.95	0.54
1:BA:2127:G:N2	1:BA:2173:A:C8	2.75	0.54
1:BA:2196:C:O2'	1:BA:2197:U:H5'	2.06	0.54
1:BA:2447:G:H1'	1:BA:2448:A:OP2	2.07	0.54
1:BA:307:G:N2	1:BA:309:G:H3'	2.23	0.54
1:BA:384:U:H2'	1:BA:385:C:H6	1.71	0.54
1:BA:654(D):G:N2	1:BA:654(R):C:C2	2.75	0.54
1:BA:94:G:H2'	1:BA:95:G:O4'	2.07	0.54
9:BM:13:TRP:O	9:BM:135:PRO:HD2	2.07	0.54
15:BR:56:GLY:O	15:BR:59:THR:CG2	2.53	0.54
31:CA:1203:C:H2'	31:CA:1204:A:O4'	2.07	0.54
31:CA:1299:A:H2'	31:CA:1301:U:C1'	2.37	0.54
31:CA:184:G:H2'	31:CA:185:A:C8	2.42	0.54
31:CA:943:U:H2'	31:CA:944:G:H5'	1.88	0.54
31:CA:957:U:H2'	31:CA:959:A:OP2	2.07	0.54
33:CF:50:ALA:HB1	33:CF:70:VAL:HG11	1.88	0.54
35:CH:147:ASP:HA	35:CH:150:ARG:NH1	2.23	0.54
35:CH:77:PRO:HG2	35:CH:142:LEU:HD22	1.90	0.54
38:CK:95:VAL:HG12	38:CK:99:GLU:CB	2.37	0.54
39:CL:22:GLY:O	39:CL:57:GLY:O	2.25	0.54
31:DA:1305:G:O2'	31:DA:1306:A:P	2.64	0.54
31:DA:1502:A:H2	31:DA:1505:G:N1	2.03	0.54
31:DA:197:A:C6	31:DA:221:C:H4'	2.42	0.54
52:DB:16:U:OP1	52:DB:17:U:C4	2.60	0.54
52:DB:29:U:H2'	52:DB:30:A:C8	2.42	0.54
53:DD:52:C:N3	53:DD:64:G:N2	2.51	0.54
32:DE:144:ARG:HD2	32:DE:148:TYR:CE2	2.42	0.54
32:DE:153:ARG:CG	32:DE:154:LEU:H	2.20	0.54
32:DE:178:ARG:HH11	32:DE:178:ARG:CG	2.19	0.54
42:DO:111:LYS:HB3	42:DO:111:LYS:NZ	2.22	0.54

Continued on next page...

Continued from previous page...

Atom-1	Atom-2	Interatomic distance (Å)	Clash overlap (Å)
13:A0:84:ALA:HB3	13:A0:85:PRO:HD3	1.87	0.54
17:A2:39:LEU:O	17:A2:40:LEU:CD2	2.54	0.54
1:AA:1060:U:H3	1:AA:1088:A:H8	1.55	0.54
1:AA:2473:U:N3	1:AA:2474:C:C6	2.76	0.54
1:AA:265:A:C8	1:AA:266:G:H1'	2.42	0.54
1:AA:275:G:N2	1:AA:276:A:C2	2.74	0.54
1:AA:1803:A:O2'	3:AD:259:THR:HG21	2.07	0.54
1:AA:2572:A:N7	4:AE:144:ARG:NE	2.52	0.54
12:AP:23:GLY:HA2	12:AP:25:ASP:CB	2.35	0.54
18:AS:111:HIS:HD2	18:AS:112:GLY:H	1.55	0.54
30:B8:29:LYS:C	30:B8:31:HIS:H	2.11	0.54
1:BA:1022:G:C6	1:BA:1140:C:C4	2.95	0.54
1:BA:2689:U:C4'	1:BA:2690:C:OP2	2.56	0.54
1:BA:2875:C:O2'	15:BR:5:ALA:HB3	2.07	0.54
1:BA:2801:A:H5'	1:BA:2895:U:O2'	2.07	0.54
1:BA:796:C:H2'	1:BA:797:C:C6	2.41	0.54
1:BA:993:G:H1'	17:B2:87:HIS:CE1	2.41	0.54
2:BB:103:U:O2'	21:BV:72:ARG:HG2	2.07	0.54
4:BE:9:VAL:HG13	4:BE:26:ILE:O	2.07	0.54
7:BH:169:VAL:HG22	7:BH:170:ARG:N	2.23	0.54
14:BQ:102:ALA:O	14:BQ:105:ALA:N	2.40	0.54
25:BX:17:LYS:O	25:BX:17:LYS:HD3	2.07	0.54
23:BZ:87:PRO:O	23:BZ:88:LYS:C	2.46	0.54
23:BZ:91:LYS:HG3	23:BZ:92:LYS:N	2.22	0.54
31:CA:148:G:C2	31:CA:149:A:C8	2.95	0.54
31:CA:611:A:N6	31:CA:629:G:N1	2.51	0.54
53:CC:18:C:O2'	53:CC:18:C:O2	2.21	0.54
53:CD:6:G:C2	53:CD:7:G:N7	2.76	0.54
33:CF:83:ARG:O	33:CF:86:VAL:HG22	2.07	0.54
36:CI:3:ARG:O	36:CI:93:SER:HB2	2.08	0.54
38:CK:88:LYS:CB	38:CK:89:PRO:HD2	2.37	0.54
49:CV:40:ILE:CG1	49:CV:41:VAL:HG13	2.36	0.54
31:DA:1128:C:C2	31:DA:1139:G:C6	2.96	0.54
31:DA:583:A:H2'	31:DA:584:G:O4'	2.07	0.54
31:DA:570:G:H1'	31:DA:820:U:C4	2.42	0.54
31:DA:981:U:H5'	44:DQ:21:TYR:CE1	2.43	0.54
52:DB:5:A:H2'	52:DB:6:G:O4'	2.07	0.54
32:DE:8:LYS:C	32:DE:10:LEU:H	2.10	0.54
32:DE:121:LEU:HD23	32:DE:121:LEU:O	2.06	0.54
32:DE:5:ILE:O	32:DE:5:ILE:HG23	2.07	0.54
33:DF:134:ILE:CG2	33:DF:168:ALA:HB3	2.37	0.54

Continued on next page...

Continued from previous page...

Atom-1	Atom-2	Interatomic distance (Å)	Clash overlap (Å)
33:DF:18:TRP:N	33:DF:18:TRP:CE3	2.73	0.54
43:DP:67:GLU:N	43:DP:70:LEU:HD12	2.22	0.54
44:DQ:36:PHE:CD1	44:DQ:37:PHE:CD2	2.95	0.54
13:A0:52:ILE:O	13:A0:55:ALA:N	2.40	0.54
1:AA:1057:A:H2'	1:AA:1058:U:C6	2.41	0.54
1:AA:1090:U:C2	1:AA:1102:C:O2	2.60	0.54
1:AA:1784:A:H4'	1:AA:1785:A:H5''	1.89	0.54
1:AA:2693:A:O2'	1:AA:2694:G:H5'	2.07	0.54
1:AA:2789:C:C3'	1:AA:2790:A:H5''	2.36	0.54
1:AA:2867:G:OP2	15:AR:119:LYS:NZ	2.24	0.54
3:AD:172:TYR:CD1	3:AD:186:HIS:HA	2.42	0.54
5:AF:132:VAL:O	5:AF:138:GLU:OE1	2.25	0.54
5:AF:46:ARG:CG	5:AF:46:ARG:NH1	2.69	0.54
6:AG:16:ARG:HH11	6:AG:16:ARG:HG2	1.71	0.54
9:AM:128:HIS:CD2	9:AM:129:PRO:O	2.59	0.54
12:AP:134:ARG:HA	12:AP:138:ASP:OD2	2.07	0.54
12:AP:136:ALA:CB	21:AV:52:SER:HB2	2.38	0.54
13:B0:78:LYS:O	13:B0:82:GLU:HB2	2.07	0.54
1:BA:2015:A:C1'	27:B5:2:ALA:N	2.63	0.54
1:BA:1064:C:H2'	1:BA:1065:U:C6	2.43	0.54
1:BA:1608:A:H1'	1:BA:1610:A:OP2	2.07	0.54
1:BA:1771:C:HO2'	1:BA:1786:A:H8	1.55	0.54
1:BA:2037:G:H2'	1:BA:2038:G:C8	2.43	0.54
1:BA:2173:A:C2	1:BA:2174:C:H4'	2.42	0.54
1:BA:234:C:H2'	1:BA:235:U:C6	2.43	0.54
1:BA:242:G:C8	30:B8:5:LYS:HG2	2.43	0.54
1:BA:2727:G:O3'	10:BN:70:LYS:HE3	2.07	0.54
1:BA:52:A:O2'	1:BA:53:A:H5'	2.07	0.54
1:BA:89:G:H3'	1:BA:90:U:H5''	1.89	0.54
1:BA:848:G:C4	1:BA:933:A:C8	2.95	0.54
1:BA:99:U:H4'	1:BA:102:G:H1'	1.89	0.54
9:BM:42:TRP:O	16:B1:64:ARG:NH2	2.34	0.54
21:BV:138:GLU:O	21:BV:156:LYS:HG3	2.07	0.54
23:BZ:86:SER:N	23:BZ:87:PRO:CD	2.69	0.54
31:CA:1014:A:C2	31:CA:1219:U:H1'	2.42	0.54
31:CA:149:A:C2	31:CA:150:C:C2	2.96	0.54
31:CA:16:A:C6	31:CA:17:U:C5	2.96	0.54
31:CA:297:G:H4'	31:CA:557:G:H4'	1.90	0.54
31:CA:792:A:C4'	31:CA:793:U:O5'	2.45	0.54
31:CA:87:A:H2'	31:CA:88:C:H6	1.73	0.54
34:CG:10:ARG:HB2	34:CG:10:ARG:HH11	1.71	0.54

Continued on next page...

Continued from previous page...

Atom-1	Atom-2	Interatomic distance (Å)	Clash overlap (Å)
36:CI:48:LEU:HB2	36:CI:56:PRO:O	2.07	0.54
49:CV:24:ALA:O	49:CV:25:LYS:HB3	2.06	0.54
31:DA:1053:G:H2'	31:DA:1054:C:OP2	2.07	0.54
31:DA:182:U:C5	31:DA:183:G:C4	2.95	0.54
31:DA:339:C:H2'	31:DA:340:U:H5'	1.89	0.54
31:DA:411:A:H62	31:DA:413:G:N2	2.05	0.54
31:DA:411:A:N7	31:DA:413:G:N3	2.55	0.54
31:DA:632:A:C1'	31:DA:633:G:OP2	2.51	0.54
52:DB:17:U:H5''	52:DB:18:G:C8	2.42	0.54
32:DE:172:ILE:HD12	32:DE:172:ILE:N	2.21	0.54
37:DJ:79:ARG:HA	37:DJ:83:ALA:O	2.07	0.54
44:DQ:12:ARG:CZ	44:DQ:14:PRO:HG2	2.38	0.54
47:DT:40:LYS:HD3	47:DT:42:TYR:CZ	2.43	0.54
9:AM:42:TRP:CD1	16:A1:63:VAL:HG11	2.41	0.54
30:A8:58:ILE:HG13	30:A8:61:LEU:HD11	1.89	0.54
1:AA:1109:C:N4	1:AA:1110:G:C2	2.76	0.54
1:AA:1510:A:OP1	1:AA:1510:A:H4'	2.06	0.54
1:AA:2681:C:H1'	1:AA:2682:U:OP2	2.08	0.54
1:AA:2801:A:OP1	1:AA:2895:U:O2'	2.23	0.54
1:AA:602:G:HO2'	1:AA:604:G:HO2'	1.50	0.54
1:AA:86:C:H4'	1:AA:104:U:H1'	1.90	0.54
3:AD:118:VAL:HG22	3:AD:119:ALA:N	2.22	0.54
4:AE:59:VAL:O	4:AE:60:ASN:CG	2.45	0.54
5:AF:46:ARG:HH11	5:AF:46:ARG:CG	2.06	0.54
20:AU:60:PHE:O	20:AU:61:ILE:HD12	2.07	0.54
23:AZ:41:ARG:NH1	23:AZ:41:ARG:HG3	2.11	0.54
23:AZ:85:LEU:O	23:AZ:88:LYS:N	2.37	0.54
28:B6:26:ASN:O	28:B6:28:ARG:HG2	2.06	0.54
1:BA:1131:G:HO2'	1:BA:1132:A:H8	1.55	0.54
1:BA:2657:A:O2'	7:BH:160:LYS:HE3	2.07	0.54
4:BE:131:ALA:O	4:BE:132:HIS:HB2	2.08	0.54
5:BF:33:LEU:HD22	5:BF:112:MET:HE2	1.90	0.54
5:BF:31:HIS:ND1	11:BO:9:ASN:OD1	2.40	0.54
14:BQ:62:LYS:HB3	14:BQ:97:ARG:HD3	1.88	0.54
20:BU:12:THR:OG1	20:BU:26:LYS:HE2	2.07	0.54
35:CH:10:MET:HB3	35:CH:32:VAL:HG22	1.90	0.54
36:CI:8:ILE:HG22	36:CI:10:LEU:HD12	1.90	0.54
39:CL:13:ALA:HB2	39:CL:68:GLY:HA3	1.88	0.54
31:DA:1272:G:H2'	31:DA:1273:G:O4'	2.07	0.54
31:DA:424:G:H2'	31:DA:425:G:H8	1.71	0.54
31:DA:468:A:H2'	31:DA:474:G:H5'	1.89	0.54

Continued on next page...

Continued from previous page...

Atom-1	Atom-2	Interatomic distance (Å)	Clash overlap (Å)
31:DA:692:U:O2	31:DA:694:A:C8	2.61	0.54
34:DG:60:GLU:OE2	34:DG:198:VAL:HA	2.07	0.54
42:DO:36:VAL:O	42:DO:59:ARG:N	2.37	0.54
1:AA:1022:G:N2	1:AA:1142(A):A:C2	2.57	0.54
1:AA:1478:G:O2'	1:AA:1479:G:H5'	2.08	0.54
1:AA:1833:U:O2'	1:AA:1834:U:H5'	2.08	0.54
1:AA:234:C:H2'	1:AA:235:U:H6	1.71	0.54
1:AA:2506:U:H2'	1:AA:2506:U:O2	2.07	0.54
1:AA:2533:A:H2'	1:AA:2534:A:H5'	1.89	0.54
1:AA:2543:G:H2'	1:AA:2544:G:C8	2.41	0.54
1:AA:2591:C:H2'	1:AA:2592:G:C8	2.42	0.54
1:AA:336:C:C2'	1:AA:337:C:H5'	2.38	0.54
1:AA:57:C:H2'	1:AA:58:G:O4'	2.08	0.54
1:AA:612:G:C6	1:AA:613:U:C4	2.96	0.54
1:AA:634:C:H2'	1:AA:635:C:C6	2.42	0.54
1:AA:942:G:OP2	11:AO:39:LYS:HE2	2.08	0.54
2:AB:11:C:H5''	2:AB:12:C:OP2	2.07	0.54
3:AD:58:HIS:HD2	3:AD:59:LYS:O	1.90	0.54
4:AE:35:GLN:HG2	4:AE:37:ARG:HG2	1.90	0.54
6:AG:82:LEU:C	6:AG:82:LEU:CD2	2.75	0.54
11:AO:70:GLN:HB3	11:AO:72:PRO:HD2	1.90	0.54
12:AP:58:PHE:CD1	12:AP:58:PHE:O	2.61	0.54
20:AU:35:TYR:CE1	20:AU:69:ALA:HB3	2.42	0.54
1:BA:1287:A:C8	13:B0:107:ASP:HB3	2.41	0.54
29:B7:11:LYS:HD3	29:B7:11:LYS:O	2.07	0.54
1:BA:1019:U:H2'	1:BA:1020:A:C8	2.42	0.54
1:BA:1022:G:C2'	1:BA:1023:U:OP2	2.56	0.54
1:BA:1062:G:N2	1:BA:1076:C:N3	2.54	0.54
1:BA:141:A:H8	1:BA:1408:C:H1'	1.72	0.54
1:BA:1444:G:N2	1:BA:1548:C:C2	2.75	0.54
1:BA:2176:A:H2'	1:BA:2177:C:C6	2.43	0.54
1:BA:2777:G:C5'	1:BA:2778:A:H5'	2.32	0.54
1:BA:308:G:C8	1:BA:501:A:H1'	2.43	0.54
1:BA:374:A:C2	1:BA:401:A:C4	2.96	0.54
1:BA:654:A:H2'	1:BA:654:A:N3	2.23	0.54
3:BD:35:LYS:NZ	3:BD:104:TYR:HB2	2.21	0.54
5:BF:29:ASN:O	5:BF:112:MET:HE1	2.08	0.54
7:BH:102:ALA:CA	7:BH:117:PRO:HD3	2.37	0.54
12:BP:64:ILE:CG2	12:BP:106:VAL:HG12	2.36	0.54
21:BV:128:VAL:HG22	21:BV:129:SER:N	2.20	0.54
21:BV:39:VAL:HG21	21:BV:44:PHE:HB2	1.90	0.54

Continued on next page...

Continued from previous page...

Atom-1	Atom-2	Interatomic distance (Å)	Clash overlap (Å)
31:CA:17:U:O4'	31:CA:1080:A:H1'	2.08	0.54
31:CA:353:A:H2'	31:CA:354:G:OP2	2.08	0.54
31:CA:764:C:O2	31:CA:764:C:H2'	2.07	0.54
41:CN:12:ARG:HG2	41:CN:13:GLN:N	2.22	0.54
48:CU:53:ARG:HH21	48:CU:60:ALA:N	2.06	0.54
31:DA:450:G:N7	31:DA:481:G:C6	2.76	0.54
53:DD:8:U:H1'	53:DD:49:C:C1'	2.37	0.54
32:DE:144:ARG:HD2	32:DE:148:TYR:HE2	1.73	0.54
33:DF:188:LEU:HD22	33:DF:188:LEU:N	2.23	0.54
33:DF:82:GLU:HA	33:DF:85:ARG:HB2	1.90	0.54
38:DK:20:TYR:HD1	38:DK:65:TYR:CD2	2.25	0.54
42:DO:79:GLU:HG3	42:DO:80:HIS:CD2	2.42	0.54
46:DS:3:LYS:O	46:DS:21:VAL:HA	2.07	0.54
49:DV:15:LEU:O	49:DV:19:VAL:HG23	2.07	0.54
13:A0:3:HIS:O	13:A0:5:LYS:HB2	2.07	0.54
16:A1:79:PHE:CE1	16:A1:106:PHE:CZ	2.95	0.54
26:A4:12:ALA:HB1	26:A4:29:PRO:HA	1.90	0.54
28:A6:41:PRO:HD3	28:A6:46:HIS:O	2.08	0.54
1:AA:1167:U:C2	1:AA:1183:G:N2	2.76	0.54
1:AA:1290:C:H2'	1:AA:1291:C:H6	1.72	0.54
1:AA:1538:G:O2'	1:AA:1539:G:H5'	2.07	0.54
1:AA:2113:U:C5'	1:AA:2114:A:C8	2.86	0.54
1:AA:1783:A:H5'	1:AA:2608:G:H4'	1.90	0.54
2:AB:32:C:C2	2:AB:51:G:N2	2.75	0.54
3:AD:121:PRO:HB3	3:AD:135:PHE:CE1	2.43	0.54
6:AG:117:PHE:CE1	6:AG:119:GLY:HA2	2.43	0.54
8:AK:61:ARG:HE	8:AK:61:ARG:HA	1.73	0.54
30:B8:32:LEU:O	30:B8:36:LYS:NZ	2.39	0.54
1:BA:1016:G:C4	1:BA:1017:G:C8	2.95	0.54
1:BA:1104:C:H2'	1:BA:1105:U:C6	2.43	0.54
1:BA:1110:G:O2'	1:BA:1111:A:O5'	2.25	0.54
1:BA:1341:U:H2'	1:BA:1397:U:O2	2.08	0.54
1:BA:775:G:C4	1:BA:794:G:C8	2.96	0.54
2:BB:61:G:C6	2:BB:62:C:C4	2.95	0.54
3:BD:158:ALA:O	3:BD:196:VAL:HG11	2.08	0.54
10:BN:35:VAL:HG21	10:BN:69:ILE:HD13	1.90	0.54
14:BQ:24:LEU:CD1	14:BQ:41:ASP:HB2	2.37	0.54
24:BW:17:SER:HB2	24:BW:21:LEU:H	1.72	0.54
24:BW:67:LYS:O	24:BW:72:ALA:HB2	2.07	0.54
31:CA:1004:A:H1'	31:CA:1036:G:O6	2.08	0.54
31:CA:1026:G:O6	31:CA:1036:G:C2	2.61	0.54

Continued on next page...

Continued from previous page...

Atom-1	Atom-2	Interatomic distance (Å)	Clash overlap (Å)
31:CA:113:G:H2'	31:CA:114:U:C6	2.43	0.54
31:CA:1158:C:C4	31:CA:1160:G:C5	2.96	0.54
31:CA:1525:G:OP1	41:CN:120:ARG:NH2	2.41	0.54
31:CA:606:G:H5''	31:CA:607:A:O5'	2.08	0.54
33:CF:104:GLN:HA	33:CF:104:GLN:HE21	1.73	0.54
34:CG:126:ILE:CG2	34:CG:127:THR:N	2.71	0.54
34:CG:138:TYR:CD2	34:CG:139:ARG:N	2.76	0.54
39:CL:83:ARG:O	39:CL:86:VAL:HG12	2.08	0.54
31:DA:1091:U:O2	31:DA:1093:A:C8	2.61	0.54
31:DA:1177:G:N1	31:DA:1181:G:O6	2.40	0.54
31:DA:266:G:H1'	31:DA:267:C:OP2	2.08	0.54
31:DA:563:A:N7	31:DA:567:G:H1'	2.22	0.54
31:DA:687:A:H1'	31:DA:688:G:OP2	2.07	0.54
31:DA:838:G:H1	31:DA:848:C:H42	1.53	0.54
34:CG:27:TYR:OH	36:DI:15:ASP:OD2	2.26	0.54
36:DI:60:PHE:C	36:DI:61:LEU:HD12	2.27	0.54
35:DH:152:ARG:NH2	38:DK:107:LEU:O	2.37	0.54
49:DV:22:LEU:O	49:DV:22:LEU:HD12	2.07	0.54
50:DW:26:ASN:ND2	50:DW:26:ASN:H	2.05	0.54
13:A0:42:LYS:HA	13:A0:45:ARG:HD2	1.90	0.54
22:A3:72:ARG:HB3	22:A3:75:LEU:HB2	1.89	0.54
1:AA:1079:C:H3'	1:AA:1080:A:C8	2.43	0.54
1:AA:1439:A:C2	1:AA:1553:A:C4	2.96	0.54
1:AA:1931:U:H5	1:AA:1969:A:N7	2.06	0.54
1:AA:2134:A:C5	1:AA:2158:A:H2	2.25	0.54
1:AA:2294:C:C4	1:AA:2295:C:C5	2.96	0.54
1:AA:299:A:H62	1:AA:300:A:H61	1.56	0.54
1:AA:2:G:H2'	1:AA:3:U:C6	2.43	0.54
1:AA:774:A:C2	1:AA:787:U:O2'	2.51	0.54
2:AB:94:C:C4	2:AB:95:U:C5	2.96	0.54
3:AD:54:ARG:O	3:AD:218:ARG:HD3	2.08	0.54
3:AD:65:ILE:HD11	3:AD:67:PHE:CD2	2.42	0.54
4:AE:22:PRO:O	4:AE:23:VAL:HG22	2.07	0.54
5:AF:136:THR:HG22	5:AF:166:ALA:O	2.08	0.54
6:AG:181:ARG:O	6:AG:182:LYS:HB2	2.08	0.54
1:AA:2747:G:O3'	7:AH:70:THR:HG21	2.08	0.54
12:AP:64:ILE:CG2	12:AP:65:PHE:H	1.92	0.54
20:AU:9:LYS:HA	20:AU:27:VAL:HG22	1.89	0.54
17:B2:75:PHE:HD1	17:B2:75:PHE:O	1.86	0.54
1:BA:1022:G:H8	9:BM:69:GLN:HE22	1.56	0.54
1:BA:35:G:C4	1:BA:454:A:C2	2.96	0.54

Continued on next page...

Continued from previous page...

Atom-1	Atom-2	Interatomic distance (Å)	Clash overlap (Å)
1:BA:55:G:C2	1:BA:116:C:C2	2.95	0.54
1:BA:654(S):G:C4'	1:BA:654(T):A:OP1	2.55	0.54
4:BE:132:HIS:O	4:BE:132:HIS:ND1	2.41	0.54
5:BF:53:THR:HG22	5:BF:56:GLU:CG	2.37	0.54
7:BH:102:ALA:CB	7:BH:116:GLU:HA	2.38	0.54
10:BN:63:VAL:HG12	10:BN:106:LEU:HD11	1.90	0.54
1:BA:806:C:OP2	11:BO:41:ARG:NH2	2.36	0.54
14:BQ:67:ARG:CZ	14:BQ:67:ARG:HB2	2.38	0.54
14:BQ:85:VAL:HG23	14:BQ:112:PHE:CZ	2.42	0.54
1:BA:309:G:H4'	20:BU:19:LYS:H	1.72	0.54
20:BU:97:ARG:HD3	20:BU:97:ARG:H	1.73	0.54
31:CA:1036:G:H3'	31:CA:1037:C:C5	2.43	0.54
31:CA:136:C:H42	31:CA:227:G:H1	1.54	0.54
31:CA:244:U:H4'	31:CA:245:C:O5'	2.07	0.54
31:CA:41:G:H2'	31:CA:42:G:H8	1.72	0.54
31:CA:895:G:H2'	31:CA:896:C:C6	2.43	0.54
52:CB:50:A:C2	52:CB:52:U:H5''	2.42	0.54
34:CG:110:PHE:CD2	34:CG:148:VAL:HG23	2.43	0.54
38:CK:33:GLU:O	38:CK:36:LEU:N	2.40	0.54
41:CN:105:VAL:O	41:CN:105:VAL:HG23	2.07	0.54
31:CA:690:G:H22	41:CN:55:LYS:NZ	2.05	0.54
42:CO:43:LYS:HG2	42:CO:44:LYS:H	1.73	0.54
49:CV:41:VAL:HG21	49:CV:67:VAL:HG22	1.90	0.54
31:DA:1300:G:HO2'	31:DA:1301:U:P	2.30	0.54
31:DA:257:G:H2'	31:DA:258:G:O4'	2.07	0.54
31:DA:510:A:H5''	31:DA:511:C:P	2.47	0.54
31:DA:622:A:C8	31:DA:623:C:C6	2.95	0.54
31:DA:625:G:C4	31:DA:626:U:C5	2.96	0.54
53:DD:9:G:O2'	53:DD:10:G:H8	1.86	0.54
32:DE:92:TYR:C	32:DE:92:TYR:CD2	2.80	0.54
39:DL:125:TYR:CD2	39:DL:126:SER:N	2.69	0.54
39:DL:20:ARG:O	39:DL:60:ASP:HB2	2.08	0.54
43:DP:27:LYS:HE3	43:DP:31:LYS:HE3	1.89	0.54
1:AA:2873:A:C2	13:A0:5:LYS:HG2	2.43	0.54
16:A1:91:ASP:O	16:A1:92:ARG:C	2.44	0.54
17:A2:35:LEU:HB2	17:A2:37:VAL:HG23	1.90	0.54
17:A2:44:LYS:CG	17:A2:45:THR:N	2.68	0.54
22:A3:63:VAL:HG23	22:A3:64:ASP:O	2.07	0.54
1:AA:1077:A:H3'	1:AA:1078:U:H5''	1.86	0.54
1:AA:125:G:H4'	1:AA:126:A:OP2	2.08	0.54
1:AA:2346:A:H5''	1:AA:2383:G:C1'	2.38	0.54

Continued on next page...

Continued from previous page...

Atom-1	Atom-2	Interatomic distance (Å)	Clash overlap (Å)
1:AA:654(H):G:N3	1:AA:654(H):G:H2'	2.22	0.54
2:AB:116:G:H2'	2:AB:117:G:O4'	2.08	0.54
9:AM:90:MET:HA	9:AM:93:THR:HG22	1.88	0.54
11:AO:49:ARG:HD2	30:A8:58:ILE:CG2	2.37	0.54
12:AP:112:GLU:H	12:AP:112:GLU:CD	2.11	0.54
18:AS:58:ALA:HB1	18:AS:64:MET:CB	2.38	0.54
24:AW:64:LEU:HD22	24:AW:68:ARG:HD2	1.89	0.54
13:B0:72:ASP:HB3	13:B0:75:LEU:HB3	1.88	0.54
1:BA:1300:U:H4'	1:BA:1301:A:H5'	1.86	0.54
1:BA:1810:A:H2'	1:BA:1811:G:O4'	2.07	0.54
1:BA:2094:G:O2'	1:BA:2095:C:H5'	2.07	0.54
1:BA:2127:G:N2	1:BA:2173:A:H8	2.03	0.54
1:BA:228:A:C3'	1:BA:228:A:C8	2.91	0.54
1:BA:2392:A:H2	1:BA:2424:C:N4	1.97	0.54
1:BA:2512:C:H4'	4:BE:122:PHE:CE2	2.43	0.54
1:BA:2658:C:OP1	7:BH:160:LYS:NZ	2.40	0.54
1:BA:2688:U:H2'	1:BA:2719:G:N2	2.23	0.54
1:BA:1664:A:H1'	1:BA:2726:U:C5	2.43	0.54
1:BA:271:G:H2'	1:BA:272:G:H8	1.72	0.54
1:BA:414:C:O2	1:BA:1864:U:O2'	2.23	0.54
1:BA:872:A:C5	1:BA:906:G:C2	2.95	0.54
2:BB:40:U:C4	2:BB:43:C:OP2	2.61	0.54
3:BD:30:GLU:HG3	3:BD:63:ARG:NH2	2.22	0.54
4:BE:134:ILE:HD12	4:BE:134:ILE:C	2.27	0.54
7:BH:137:ASP:CB	7:BH:140:LYS:HB2	2.37	0.54
8:BK:10:GLU:OE2	8:BK:11:ASN:HB2	2.07	0.54
1:BA:2726:U:H6	10:BN:67:LYS:HZ3	1.56	0.54
11:BO:37:GLY:N	11:BO:40:SER:OG	2.41	0.54
11:BO:81:GLN:HB3	11:BO:106:LEU:HD22	1.87	0.54
24:BW:15:LYS:HA	24:BW:67:LYS:HZ1	1.71	0.54
24:BW:38:GLN:O	24:BW:41:ILE:HG12	2.08	0.54
31:CA:1145:C:H4'	31:CA:1146:A:H8	1.72	0.54
31:CA:475:G:C4	31:CA:476:G:C8	2.96	0.54
53:CC:59:A:H4'	53:CC:60:A:OP1	2.08	0.54
31:CA:1190:G:OP2	33:CF:5:ILE:HG23	2.08	0.54
34:CG:25:ARG:O	34:CG:27:TYR:N	2.40	0.54
35:CH:11:ILE:HD11	35:CH:31:LEU:HB3	1.90	0.54
35:CH:55:VAL:O	35:CH:58:ALA:HB3	2.08	0.54
36:CI:43:LEU:HD12	36:CI:43:LEU:N	2.23	0.54
42:CO:59:SER:HB2	42:CO:61:TYR:CD1	2.43	0.54
49:CV:10:PHE:H	49:CV:10:PHE:HD1	1.53	0.54

Continued on next page...

Continued from previous page...

Atom-1	Atom-2	Interatomic distance (Å)	Clash overlap (Å)
31:DA:1054:C:O2'	31:DA:1055:A:C5'	2.55	0.54
31:DA:509:A:HO2'	31:DA:510:A:P	2.26	0.54
31:DA:946:A:C2	31:DA:1236:A:C2	2.96	0.54
32:DE:97:TRP:CZ3	32:DE:98:LEU:O	2.61	0.54
41:DN:34:ASP:HB2	41:DN:35:PRO:HD2	1.88	0.54
31:DA:332:G:OP2	50:DW:10:LEU:HD12	2.08	0.54
27:A5:40:LYS:NZ	27:A5:46:CYS:CB	2.70	0.54
1:AA:1021:A:H3'	1:AA:1022:G:H5''	1.90	0.54
1:AA:1433:U:H1'	1:AA:1561:G:N2	2.22	0.54
1:AA:1642:G:C2'	1:AA:1643:G:H5'	2.38	0.54
1:AA:1727:U:H3'	1:AA:1728:G:H5''	1.90	0.54
1:AA:2721:A:H2'	1:AA:2722:G:O4'	2.07	0.54
1:AA:705:A:H2'	1:AA:706:A:O4'	2.08	0.54
1:AA:822:U:H2'	1:AA:823:G:H5'	1.90	0.54
2:AB:11:C:O5'	2:AB:12:C:H5	1.91	0.54
4:AE:14:ILE:O	4:AE:15:PHE:CG	2.60	0.54
6:AG:82:LEU:C	6:AG:86:MET:HE1	2.26	0.54
18:AS:75:TYR:CE2	18:AS:104:THR:HB	2.43	0.54
23:AZ:92:LYS:HA	23:AZ:95:LEU:CB	2.34	0.54
16:B1:95:LEU:HD22	17:B2:4:ILE:HG23	1.90	0.54
17:B2:78:LYS:C	17:B2:79:VAL:CG2	2.67	0.54
2:BB:40:U:O4	26:B4:1:MET:O	2.25	0.54
1:BA:1332:G:H21	1:BA:1610:A:H8	1.55	0.54
1:BA:1671:U:H2'	1:BA:1673:U:OP2	2.08	0.54
1:BA:192:C:H2'	1:BA:193:U:H5'	1.90	0.54
1:BA:205:G:C1'	1:BA:206:U:OP2	2.54	0.54
1:BA:460:A:C2	1:BA:470:A:C4	2.95	0.54
1:BA:887:A:N3	1:BA:887:A:H2'	2.21	0.54
1:BA:947:G:H2'	1:BA:948:G:C8	2.42	0.54
4:BE:1:MET:HB2	4:BE:200:GLU:OE2	2.08	0.54
7:BH:26:VAL:HG21	7:BH:75:ALA:O	2.08	0.54
8:BK:72:LEU:HD21	8:BK:107:VAL:HG11	1.89	0.54
11:BO:57:THR:C	11:BO:59:LEU:N	2.61	0.54
14:BQ:83:LYS:HD2	14:BQ:109:GLY:N	2.22	0.54
31:CA:1141:C:O2'	31:CA:1142:G:H5'	2.07	0.54
31:CA:342:C:N3	31:CA:348:G:N2	2.56	0.54
31:CA:627:G:O2'	31:CA:628:G:H5'	2.08	0.54
31:CA:606:G:N2	31:CA:631:G:C8	2.73	0.54
31:CA:68:G:C2	31:CA:69:G:C4	2.95	0.54
31:CA:736:C:H2'	31:CA:737:A:C8	2.43	0.54
53:CD:42:C:H2'	53:CD:43:G:H8	1.72	0.54

Continued on next page...

Continued from previous page...

Atom-1	Atom-2	Interatomic distance (Å)	Clash overlap (Å)
31:CA:1525:G:P	41:CN:120:ARG:HH22	2.31	0.54
31:DA:1350:A:C5	31:DA:1351:U:C4	2.96	0.54
31:DA:655:A:C2	31:DA:754:C:N4	2.76	0.54
33:DF:101:LEU:HD23	33:DF:102:ASN:H	1.73	0.54
36:DI:2:ARG:HH21	36:DI:69:GLU:HG3	1.73	0.54
37:DJ:62:PHE:HA	37:DJ:124:LEU:HD22	1.89	0.54
38:DK:111:ILE:HG22	38:DK:112:LEU:H	1.72	0.54
38:DK:86:ILE:HG21	38:DK:133:LEU:HD22	1.89	0.54
16:A1:60:LEU:HD21	16:A1:64:ARG:HH21	1.73	0.54
17:A2:39:LEU:O	17:A2:40:LEU:HD22	2.08	0.54
28:A6:25:LYS:HD2	30:A8:34:TRP:NE1	2.09	0.54
1:AA:1510:A:O3'	1:AA:1510:A:OP1	2.24	0.54
1:AA:1983:C:O2'	1:AA:1984:G:H5'	2.08	0.54
1:AA:2065:C:H2'	1:AA:2066:C:C6	2.43	0.54
1:AA:2188:C:H2'	1:AA:2189:U:O4'	2.08	0.54
2:AB:95:U:N3	2:AB:96:G:N7	2.55	0.54
4:AE:78:LEU:O	4:AE:79:ARG:CB	2.55	0.54
11:AO:125:VAL:O	11:AO:145:PRO:HD2	2.08	0.54
20:AU:5:MET:CE	20:AU:32:PRO:HA	2.38	0.54
16:B1:97:ASP:OD1	16:B1:101:ARG:NH2	2.41	0.54
1:BA:1342:A:N1	1:BA:1397:U:C5	2.75	0.54
1:BA:1864:U:H2'	1:BA:1869:G:C5'	2.38	0.54
1:BA:2720:U:H2'	1:BA:2721:A:C8	2.43	0.54
1:BA:2728:U:O2'	1:BA:2729:G:H5'	2.07	0.54
1:BA:2761:G:H1'	7:BH:143:GLN:OE1	2.07	0.54
1:BA:654(B):C:C2	1:BA:654(T):A:H2	2.26	0.54
1:BA:953:A:H2'	1:BA:954:G:H8	1.73	0.54
3:BD:35:LYS:CD	3:BD:64:ILE:H	2.18	0.54
4:BE:27:LEU:O	4:BE:27:LEU:HG	2.08	0.54
4:BE:48:GLN:O	4:BE:49:LEU:HD12	2.08	0.54
6:BG:63:ILE:HG13	6:BG:64:THR:N	2.22	0.54
9:BM:4:TYR:O	16:B1:64:ARG:NH1	2.38	0.54
10:BN:120:GLU:OE2	15:BR:67:SER:OG	2.24	0.54
31:CA:439:A:H2'	31:CA:440:A:O5'	2.08	0.54
31:CA:787:A:H5''	31:CA:787:A:H8	1.73	0.54
31:CA:991:U:H2'	31:CA:1212:U:O2	2.07	0.54
32:CE:150:SER:OG	32:CE:151:GLY:N	2.41	0.54
32:CE:16:HIS:ND1	32:CE:16:HIS:N	2.54	0.54
40:CM:32:ALA:HB3	40:CM:76:ASN:HB2	1.90	0.54
49:CV:40:ILE:HD11	49:CV:62:ILE:HG23	1.89	0.54
50:CW:100:ILE:CG1	50:CW:101:GLY:N	2.70	0.54

Continued on next page...

Continued from previous page...

Atom-1	Atom-2	Interatomic distance (Å)	Clash overlap (Å)
31:DA:1004:A:C1'	31:DA:1036:G:H1	2.17	0.54
31:DA:1142:G:H3'	31:DA:1143:G:C8	2.43	0.54
31:DA:54:C:C5	31:DA:352:C:C5	2.96	0.54
31:DA:707:C:O2'	31:DA:708:C:H5'	2.08	0.54
53:DD:14:A:OP1	53:DD:14:A:H8	1.90	0.54
37:DJ:100:ALA:O	37:DJ:104:LEU:HD22	2.08	0.54
39:DL:26:VAL:HG22	39:DL:61:ALA:HB3	1.90	0.54
1:AA:1227:A:OP1	17:A2:84:LYS:HE2	2.08	0.53
1:AA:1298:C:H5''	1:AA:1299:G:OP2	2.08	0.53
1:AA:1340:U:H4'	1:AA:1341:U:OP2	2.08	0.53
1:AA:1889:A:N1	1:AA:2234:G:H1'	2.23	0.53
1:AA:2791:C:O2	1:AA:2807:G:N2	2.41	0.53
1:AA:314:A:O2'	1:AA:315:G:H5'	2.08	0.53
1:AA:34:C:O4'	1:AA:34:C:OP2	2.26	0.53
1:AA:821:A:O2'	1:AA:945:A:C3'	2.53	0.53
3:AD:134:ARG:HG3	3:AD:135:PHE:CE2	2.43	0.53
4:AE:79:ARG:CG	4:AE:197:ILE:HG21	2.37	0.53
29:B7:8:ASN:C	29:B7:8:ASN:ND2	2.62	0.53
1:BA:1265:A:O4'	1:BA:1267:U:C6	2.61	0.53
1:BA:2208:U:O2'	1:BA:2209:C:H5'	2.09	0.53
1:BA:2392:A:OP1	30:B8:32:LEU:HD11	2.08	0.53
1:BA:310:A:OP1	20:BU:17:SER:O	2.26	0.53
1:BA:881:G:O6	1:BA:895:U:O2	2.25	0.53
4:BE:79:ARG:HH11	4:BE:79:ARG:HG2	1.73	0.53
1:BA:1599:C:H5''	19:BT:35:THR:HG22	1.90	0.53
19:BT:63:LYS:H	19:BT:63:LYS:HE3	1.73	0.53
32:CE:78:GLN:HG2	32:CE:94:ASN:OD1	2.07	0.53
36:CI:72:VAL:HG13	36:CI:73:ASN:N	2.23	0.53
31:DA:1438:G:H2'	31:DA:1439:C:C6	2.43	0.53
31:DA:17:U:H2'	31:DA:18:C:C6	2.42	0.53
31:DA:279:A:N3	31:DA:279:A:H2'	2.23	0.53
31:DA:828:A:H61	31:DA:858:G:C2'	2.21	0.53
32:DE:80:ILE:HD12	32:DE:84:GLU:HG3	1.88	0.53
32:DE:67:THR:HA	32:DE:90:MET:HE1	1.89	0.53
33:DF:14:ILE:CG1	33:DF:15:THR:H	2.21	0.53
26:B4:34:GLU:HG3	43:DP:3:ARG:H	1.71	0.53
16:A1:75:ASN:HB2	16:A1:78:THR:OG1	2.08	0.53
17:A2:44:LYS:C	17:A2:46:VAL:N	2.58	0.53
28:A6:25:LYS:HZ3	28:A6:27:LYS:CE	2.21	0.53
1:AA:243:U:OP2	30:A8:8:LYS:NZ	2.40	0.53
1:AA:1019:U:O2'	1:AA:1021:A:C2	2.58	0.53

Continued on next page...

Continued from previous page...

Atom-1	Atom-2	Interatomic distance (Å)	Clash overlap (Å)
1:AA:1042:G:H2'	1:AA:1043:C:O4'	2.08	0.53
1:AA:1062:G:N3	1:AA:1077:A:N6	2.56	0.53
1:AA:11:G:H2'	1:AA:12:U:O4'	2.08	0.53
1:AA:1541:U:O2'	1:AA:1542:G:H5'	2.08	0.53
1:AA:2312:U:H5'	6:AG:88:ILE:CG2	2.39	0.53
1:AA:309:G:O2'	1:AA:329:G:C8	2.61	0.53
1:AA:654(I):C:H3'	1:AA:654(I):C:O2	2.09	0.53
1:AA:945:A:H3'	1:AA:946:G:H5''	1.89	0.53
2:AB:79:C:H6	2:AB:79:C:O5'	1.91	0.53
7:AH:59:ARG:NH1	7:AH:59:ARG:CG	2.61	0.53
9:AM:131:GLN:NE2	9:AM:132:ALA:N	2.52	0.53
19:AT:57:LEU:HD11	19:AT:78:LYS:HB2	1.90	0.53
26:B4:50:VAL:O	26:B4:51:ASP:CG	2.47	0.53
26:B4:61:ARG:HH11	26:B4:61:ARG:HA	1.73	0.53
1:BA:1085:A:C4'	1:BA:1086:A:OP1	2.55	0.53
1:BA:2892:A:N7	1:BA:2893:G:C5	2.77	0.53
1:BA:479:A:H4'	1:BA:480:A:OP1	2.05	0.53
1:BA:78:A:H2'	1:BA:79:G:H8	1.74	0.53
1:BA:676:A:N1	1:BA:802:A:N1	2.56	0.53
2:BB:15:A:H1'	2:BB:109:G:C8	2.42	0.53
2:BB:56:G:H4'	2:BB:57:A:C8	2.43	0.53
3:BD:35:LYS:HD2	3:BD:104:TYR:CE1	2.35	0.53
4:BE:8:LYS:HB3	4:BE:192:ASN:HA	1.89	0.53
6:BG:91:ARG:HD2	6:BG:92:VAL:N	2.23	0.53
10:BN:68:GLU:CA	10:BN:78:ARG:HB3	2.38	0.53
12:BP:7:MET:CB	12:BP:10:ARG:NH2	2.70	0.53
14:BQ:110:LEU:HD22	14:BQ:112:PHE:H	1.73	0.53
21:BV:61:LEU:HD11	21:BV:67:LEU:HD12	1.90	0.53
23:BZ:85:LEU:CD1	23:BZ:88:LYS:HG3	2.39	0.53
31:CA:1402:C:H2'	31:CA:1403:C:O4'	2.09	0.53
31:CA:468:A:OP1	46:CS:75:ARG:NH2	2.41	0.53
31:CA:93:U:H2'	31:CA:95:G:C4'	2.37	0.53
53:CC:48:U:C6	53:CC:48:U:OP2	2.61	0.53
31:CA:1060:C:C6	33:CF:2:GLY:HA2	2.42	0.53
34:CG:24:GLU:O	34:CG:27:TYR:HB2	2.06	0.53
31:CA:1349:A:OP2	39:CL:118:LYS:NZ	2.40	0.53
31:DA:1089:G:C6	31:DA:1090:U:C4	2.96	0.53
53:DD:6:G:C2	53:DD:7:G:N7	2.77	0.53
34:DG:11:LEU:C	34:DG:13:ARG:N	2.59	0.53
13:A0:117:VAL:HG13	13:A0:118:GLU:N	2.22	0.53
1:AA:1070:A:C3'	1:AA:1071:G:H5''	2.39	0.53

Continued on next page...

Continued from previous page...

Atom-1	Atom-2	Interatomic distance (Å)	Clash overlap (Å)
1:AA:141:A:C8	1:AA:1408:C:H1'	2.44	0.53
1:AA:1441:G:H2'	1:AA:1442:G:H8	1.74	0.53
1:AA:1581:G:C5	1:AA:1582:C:C5	2.97	0.53
1:AA:1690:A:H3'	1:AA:1691:C:H6	1.73	0.53
1:AA:1771:C:O2'	1:AA:1786:A:H8	1.91	0.53
1:AA:2661:G:H2'	1:AA:2662:A:C8	2.42	0.53
1:AA:807:U:C2'	1:AA:808:G:O5'	2.56	0.53
1:AA:847:U:C5	1:AA:933:A:C2	2.97	0.53
1:AA:879:G:C8	1:AA:879:G:OP2	2.62	0.53
5:AF:36:VAL:HG11	5:AF:183:VAL:HG11	1.90	0.53
5:AF:192:LEU:CD2	5:AF:194:MET:HG3	2.39	0.53
6:AG:83:ARG:H	6:AG:86:MET:HE1	1.70	0.53
8:AK:76:THR:HG22	8:AK:77:LEU:N	2.24	0.53
9:AM:30:ILE:O	9:AM:34:LEU:HD22	2.09	0.53
22:B3:42:GLY:H	22:B3:57:PHE:HD2	1.55	0.53
1:BA:1071:G:OP2	1:BA:1097:U:H5'	2.07	0.53
1:BA:1106:G:H2'	1:BA:1107:G:O4'	2.08	0.53
1:BA:1218:C:O2'	1:BA:1219:G:H5'	2.08	0.53
1:BA:1358:G:N2	1:BA:1372:U:C5	2.75	0.53
1:BA:2259:G:H1'	1:BA:2427:C:C2	2.42	0.53
1:BA:2437:U:H2'	1:BA:2438:U:C6	2.43	0.53
1:BA:309:G:O3'	20:BU:18:GLY:CA	2.56	0.53
1:BA:912:C:N3	1:BA:913:U:C5	2.77	0.53
2:BB:87:G:H3'	2:BB:88:C:C5'	2.39	0.53
7:BH:137:ASP:HB2	7:BH:140:LYS:CE	2.34	0.53
8:BK:82:ARG:HG2	31:CA:55:A:H2	1.73	0.53
9:BM:42:TRP:HE3	9:BM:48:MET:HE1	1.72	0.53
12:BP:27:VAL:HA	12:BP:105:GLU:OE2	2.07	0.53
12:BP:66:ILE:O	12:BP:67:ARG:HG3	2.07	0.53
14:BQ:44:LYS:O	14:BQ:46:VAL:HG23	2.09	0.53
31:CA:1218:C:H2'	31:CA:1219:U:C6	2.44	0.53
31:CA:1226:C:N4	43:CP:104:ARG:HG3	2.22	0.53
31:CA:1368:G:OP2	39:CL:112:LYS:HD3	2.09	0.53
31:CA:1499:A:H1'	31:CA:1520:G:O5'	2.09	0.53
31:CA:429:U:H4'	31:CA:430:A:OP1	2.07	0.53
31:CA:66:G:C6	31:CA:67:C:C5	2.96	0.53
52:CB:14:A:H61	52:CB:21:A:H61	1.50	0.53
33:CF:15:THR:HG23	33:CF:15:THR:O	2.08	0.53
36:CI:8:ILE:HD11	36:CI:79:LEU:HD13	1.91	0.53
31:CA:1059:C:O2'	40:CM:53:PRO:HD3	2.09	0.53
42:CO:43:LYS:HG2	42:CO:44:LYS:N	2.23	0.53

Continued on next page...

Continued from previous page...

Atom-1	Atom-2	Interatomic distance (Å)	Clash overlap (Å)
46:CS:49:LEU:HD12	46:CS:50:LYS:N	2.23	0.53
31:DA:105:G:H2'	31:DA:106:C:C6	2.43	0.53
31:DA:1142:G:H3'	31:DA:1143:G:H8	1.73	0.53
31:DA:853:G:H2'	31:DA:854:G:H8	1.71	0.53
31:DA:983:A:N3	31:DA:983:A:H3'	2.24	0.53
32:DE:12:GLU:O	32:DE:15:VAL:N	2.32	0.53
33:DF:117:ALA:HB2	33:DF:200:ALA:CB	2.36	0.53
33:DF:184:TYR:HA	33:DF:200:ALA:O	2.07	0.53
34:DG:78:LEU:HD23	34:DG:96:LEU:HB3	1.91	0.53
38:DK:29:SER:HB3	38:DK:32:LYS:HG3	1.89	0.53
45:DR:21:ASP:OD1	45:DR:24:SER:HB2	2.09	0.53
31:DA:1268:A:O2'	51:DX:19:GLY:HA2	2.08	0.53
13:A0:79:LEU:HA	13:A0:83:ILE:HG13	1.90	0.53
1:AA:1710:C:O2'	1:AA:1711:C:H5'	2.09	0.53
1:AA:2317:C:C2'	1:AA:2318:G:C5'	2.73	0.53
1:AA:2563:U:H1'	1:AA:2566:A:N6	2.24	0.53
1:AA:222:A:H3'	1:AA:421:U:O5'	2.09	0.53
6:AG:172:LEU:O	6:AG:176:LEU:HD12	2.08	0.53
18:AS:88:ARG:HB3	18:AS:92:ARG:HB3	1.90	0.53
19:AT:82:GLN:HA	19:AT:82:GLN:NE2	2.22	0.53
2:AB:75:G:H21	21:AV:85:HIS:CE1	2.27	0.53
17:B2:35:LEU:O	17:B2:37:VAL:HG13	2.08	0.53
1:BA:1226:G:P	17:B2:85:LYS:HD3	2.48	0.53
1:BA:1088:A:H4'	1:BA:1089:G:H8	1.73	0.53
1:BA:1198:U:H2'	1:BA:1199:U:C6	2.43	0.53
1:BA:2314:C:O2'	1:BA:2315:G:H5'	2.08	0.53
1:BA:2443:C:OP1	5:BF:68:LYS:CG	2.56	0.53
1:BA:2694:G:C5	1:BA:2695:C:C5	2.97	0.53
1:BA:298:G:H5''	1:BA:299:A:OP1	2.07	0.53
1:BA:363(B):G:H2'	1:BA:363(C):G:H8	1.72	0.53
1:BA:558:G:P	9:BM:111:PRO:HD2	2.48	0.53
1:BA:654(D):G:H1	1:BA:654(Q):C:N4	2.05	0.53
1:BA:854:G:H2'	1:BA:855:G:C8	2.43	0.53
1:BA:888:C:H4'	1:BA:889:C:O5'	2.04	0.53
1:BA:764:A:O4'	3:BD:213:ARG:HG3	2.07	0.53
6:BG:33:ARG:H	6:BG:162:THR:HG23	1.73	0.53
7:BH:130:ARG:NH1	7:BH:130:ARG:HB3	2.24	0.53
11:BO:48:PRO:C	11:BO:50:ARG:H	2.12	0.53
20:BU:75:ILE:HG13	20:BU:76:CYS:N	2.22	0.53
31:CA:1052:U:O4	31:CA:1200:C:C2	2.61	0.53
31:CA:1096:C:H2'	31:CA:1097:C:C6	2.37	0.53

Continued on next page...

Continued from previous page...

Atom-1	Atom-2	Interatomic distance (Å)	Clash overlap (Å)
31:CA:1255:G:OP1	40:CM:45:ARG:NH2	2.37	0.53
31:CA:1389:C:H2'	31:CA:1390:U:O4'	2.09	0.53
31:CA:522:C:H1'	31:CA:536:C:H5''	1.89	0.53
42:CO:67:ILE:HD13	42:CO:74:LEU:HD12	1.91	0.53
47:CT:76:LEU:CD1	47:CT:78:GLU:N	2.68	0.53
49:CV:28:LYS:HG2	49:CV:47:HIS:CE1	2.43	0.53
31:DA:1131:G:C8	31:DA:1132:C:H5	2.27	0.53
31:DA:634:C:H2'	31:DA:635:G:H8	1.73	0.53
32:DE:92:TYR:HD2	32:DE:92:TYR:O	1.91	0.53
33:DF:75:VAL:HG12	33:DF:75:VAL:O	2.09	0.53
35:DH:40:ARG:HG2	35:DH:40:ARG:HH11	1.73	0.53
31:DA:742:G:OP1	45:DR:35:ARG:NH2	2.41	0.53
17:A2:67:GLY:O	17:A2:88:ARG:HB3	2.09	0.53
6:AG:67:LYS:CG	26:A4:6:HIS:CE1	2.84	0.53
1:AA:1113:U:OP1	7:AH:2:SER:N	2.42	0.53
1:AA:1496:A:C8	1:AA:1577:C:O2'	2.54	0.53
1:AA:2074:U:H2'	1:AA:2075:U:C6	2.44	0.53
1:AA:966:G:H2'	1:AA:967:C:C6	2.44	0.53
3:AD:236:GLY:O	3:AD:237:GLU:O	2.25	0.53
4:AE:4:ILE:HG12	4:AE:5:LEU:H	1.72	0.53
5:AF:160:ASN:OD1	5:AF:163:VAL:HG23	2.09	0.53
1:AA:1257:C:H4'	5:AF:83:PHE:CE2	2.44	0.53
8:AK:114:LEU:O	8:AK:115:ALA:CB	2.56	0.53
8:AK:77:LEU:CD1	8:AK:140:LEU:HB2	2.39	0.53
8:AK:61:ARG:HA	8:AK:61:ARG:NE	2.23	0.53
1:AA:1312:U:OP2	19:AT:63:LYS:HD3	2.09	0.53
21:AV:152:ALA:HB3	21:AV:167:PRO:O	2.08	0.53
21:AV:27:VAL:HG12	21:AV:87:ASP:HB3	1.90	0.53
23:AZ:49:VAL:HG11	23:AZ:70:VAL:HG11	1.89	0.53
26:B4:57:GLU:O	26:B4:60:GLN:N	2.41	0.53
1:BA:1047:G:H2'	1:BA:1110:G:H1	1.72	0.53
1:BA:1225:C:O2'	17:B2:85:LYS:N	2.37	0.53
1:BA:2282:G:H4'	1:BA:2283:C:O5'	2.08	0.53
1:BA:2485:G:H5''	12:BP:46:GLN:NE2	2.23	0.53
1:BA:2808:U:H2'	1:BA:2809:A:H8	1.73	0.53
1:BA:2859:G:O2'	1:BA:2860:A:O5'	2.26	0.53
1:BA:483:A:C5'	20:BU:49:VAL:HA	2.38	0.53
2:BB:21:G:H2'	2:BB:22:U:O4'	2.08	0.53
5:BF:118:ALA:HB2	5:BF:123:LEU:CD2	2.39	0.53
7:BH:137:ASP:HB3	7:BH:140:LYS:HB2	1.89	0.53
11:BO:81:GLN:OE1	11:BO:106:LEU:CA	2.57	0.53

Continued on next page...

Continued from previous page...

Atom-1	Atom-2	Interatomic distance (Å)	Clash overlap (Å)
1:BA:2875:C:HO2'	15:BR:3:ARG:HG3	1.73	0.53
31:CA:201:C:N3	31:CA:216:G:N2	2.49	0.53
31:CA:518:C:H5''	31:CA:519:C:C6	2.43	0.53
31:CA:674:G:H2'	31:CA:675:A:C8	2.44	0.53
31:CA:823:G:H21	38:CK:1:MET:HE1	1.73	0.53
52:CB:5:A:H2'	52:CB:6:G:O4'	2.09	0.53
34:CG:8:VAL:HG13	34:CG:21:LEU:HD13	1.90	0.53
39:CL:8:GLY:HA3	39:CL:79:LEU:HB3	1.89	0.53
40:CM:45:ARG:HE	44:CQ:36:PHE:HD2	1.56	0.53
46:CS:58:TYR:C	46:CS:58:TYR:HD1	2.12	0.53
31:DA:1145:C:H2'	31:DA:1145:C:O2	2.09	0.53
31:DA:1184:G:H2'	31:DA:1185:G:H5'	1.91	0.53
31:DA:1262:C:H2'	31:DA:1263:C:H6	1.73	0.53
31:DA:976:G:N2	31:DA:1362(A):C:OP2	2.33	0.53
31:DA:383:A:O5'	31:DA:383:A:H8	1.92	0.53
31:DA:652:U:O2'	31:DA:653:A:N3	2.38	0.53
53:DD:61:U:O2'	53:DD:62:C:H5'	2.08	0.53
32:DE:118:LEU:HD11	32:DE:141:GLU:HG2	1.91	0.53
33:DF:23:TYR:CD2	33:DF:24:ALA:N	2.76	0.53
30:A8:14:VAL:CG1	30:A8:60:LEU:CD1	2.78	0.53
1:AA:1424:G:H2'	1:AA:1425:G:O4'	2.09	0.53
1:AA:1510:A:H2'	1:AA:1510:A:N3	2.23	0.53
1:AA:1834:U:H4'	1:AA:1969:A:C6	2.43	0.53
1:AA:1266:G:O2'	1:AA:2012:G:O6	2.18	0.53
1:AA:2119:A:N6	1:AA:2170:A:C6	2.76	0.53
1:AA:2567:G:H2'	1:AA:2568:C:C6	2.43	0.53
1:AA:2663:G:C6	1:AA:2664:G:C4	2.97	0.53
1:AA:465:G:C6	1:AA:466:A:N6	2.77	0.53
1:AA:654(D):G:H1	1:AA:654(Q):C:H42	1.57	0.53
3:AD:26:LYS:O	3:AD:27:THR:OG1	2.26	0.53
6:AG:97:ASP:HA	6:AG:100:TRP:HD1	1.73	0.53
6:AG:128:ARG:NH2	6:AG:128:ARG:HB2	2.24	0.53
1:AA:2311:A:C5	6:AG:80:PHE:CE1	2.95	0.53
8:AK:140:LEU:CD2	8:AK:140:LEU:N	2.71	0.53
11:AO:18:ARG:NH1	11:AO:21:ARG:HH11	2.07	0.53
20:AU:95:LYS:HA	20:AU:100:ALA:HA	1.91	0.53
16:B1:88:ILE:HG22	17:B2:48:GLY:O	2.09	0.53
26:B4:38:LYS:C	26:B4:40:HIS:H	2.11	0.53
27:B5:4:HIS:O	27:B5:6:VAL:CG2	2.40	0.53
11:BO:64:LYS:HB2	30:B8:25:MET:SD	2.49	0.53
1:BA:1434:A:O2'	1:BA:1435:G:H5'	2.08	0.53

Continued on next page...

Continued from previous page...

Atom-1	Atom-2	Interatomic distance (Å)	Clash overlap (Å)
1:BA:1568:G:H5'	3:BD:60:ARG:HA	1.89	0.53
1:BA:1585:C:O2	1:BA:1585:C:H3'	2.09	0.53
1:BA:2286:A:H4'	1:BA:2287:A:O4'	2.08	0.53
1:BA:2286:A:H5'	28:B6:28:ARG:HE	1.73	0.53
1:BA:2319:G:H4'	1:BA:2320:A:O4'	2.08	0.53
1:BA:2795:G:C3'	1:BA:2797:U:H5''	2.33	0.53
1:BA:442:G:O4'	5:BF:46:ARG:HD3	2.08	0.53
2:BB:66:A:C2	2:BB:108:C:C4	2.97	0.53
1:BA:2032:G:H21	4:BE:146:THR:HG23	1.74	0.53
8:BK:81:VAL:HG23	8:BK:143:SER:OG	2.09	0.53
12:BP:78:PRO:O	12:BP:79:LEU:CG	2.57	0.53
19:BT:21:PHE:HZ	19:BT:92:LEU:HD22	1.73	0.53
31:CA:1074:G:N3	31:CA:1102:A:C2	2.77	0.53
31:CA:923:A:O2'	31:CA:1399:C:OP2	2.24	0.53
31:CA:1490:C:OP2	56:CA:1841:PAR:N64	2.41	0.53
31:CA:270:A:C5	31:CA:271:C:C4	2.97	0.53
31:CA:329:A:C5	31:CA:332:G:C6	2.97	0.53
31:CA:41:G:H2'	31:CA:42:G:C8	2.44	0.53
53:CC:26:C:H2'	53:CC:27:G:O4'	2.09	0.53
32:CE:223:ILE:O	32:CE:227:GLY:N	2.40	0.53
47:CT:7:THR:OG1	47:CT:58:GLU:HG2	2.09	0.53
40:CM:80:LYS:HE2	31:DA:1163:C:H4'	1.90	0.53
31:DA:243:A:H4'	31:DA:244:U:O5'	2.08	0.53
31:DA:625:G:H2'	31:DA:626:U:C6	2.42	0.53
31:DA:814:A:H2'	31:DA:816:A:C5'	2.39	0.53
31:DA:837:G:C2	31:DA:850:U:O2	2.62	0.53
52:DB:15:A:OP2	52:DB:16:U:C5	2.62	0.53
32:DE:167:PRO:HG2	32:DE:192:SER:OG	2.09	0.53
31:DA:1112:C:C2	33:DF:178:LEU:HB2	2.44	0.53
34:DG:13:ARG:HD3	34:DG:13:ARG:N	2.21	0.53
40:DM:57:LYS:HE3	40:DM:60:ARG:HH22	1.73	0.53
41:DN:17:GLY:O	41:DN:80:VAL:HA	2.09	0.53
48:DU:58:LEU:HD12	48:DU:58:LEU:H	1.72	0.53
50:DW:53:LEU:HB3	50:DW:102:GLY:HA3	1.91	0.53
1:AA:2346:A:H8	28:A6:24:GLU:OE1	1.92	0.53
1:AA:1060:U:C4'	1:AA:1061:U:O5'	2.56	0.53
1:AA:1141:U:OP2	9:AM:63:THR:CG2	2.56	0.53
1:AA:2306:C:H3'	1:AA:2307:G:H5''	1.89	0.53
1:AA:641:C:C2'	1:AA:642:G:H5'	2.38	0.53
1:AA:960:A:H5''	1:AA:961:C:OP1	2.09	0.53
2:AB:1:U:H2'	2:AB:2:C:C6	2.44	0.53

Continued on next page...

Continued from previous page...

Atom-1	Atom-2	Interatomic distance (Å)	Clash overlap (Å)
6:AG:70:VAL:HG21	6:AG:87:PRO:HB3	1.89	0.53
8:AK:46:ALA:O	8:AK:50:ARG:HD3	2.08	0.53
8:AK:88:ILE:HG13	8:AK:122:GLU:N	2.24	0.53
9:AM:36:GLY:H	9:AM:49:GLY:HA2	1.74	0.53
9:AM:58:ASP:H	9:AM:60:ILE:CD1	2.21	0.53
21:AV:1:MET:HE3	21:AV:135:GLU:HB3	1.91	0.53
28:B6:44:ARG:O	28:B6:45:LYS:CG	2.57	0.53
1:BA:1011:G:H1	1:BA:1150:C:N4	2.07	0.53
1:BA:1540:G:H2'	1:BA:1541:U:O4'	2.09	0.53
1:BA:1856:G:H2'	1:BA:1857:G:H5'	1.91	0.53
1:BA:2212:A:H4'	1:BA:2213:U:C5	2.42	0.53
1:BA:2387:U:H1'	22:B3:41:ARG:HD2	1.91	0.53
1:BA:708:C:H5'	1:BA:709:U:OP2	2.08	0.53
1:BA:79:G:H1	1:BA:107:C:H42	1.57	0.53
1:BA:946:G:HO2'	1:BA:947:G:C5'	2.16	0.53
1:BA:971:C:H2'	1:BA:972:G:C5'	2.39	0.53
1:BA:998:C:H2'	1:BA:999:U:O5'	2.08	0.53
3:BD:118:VAL:HG22	3:BD:119:ALA:N	2.23	0.53
11:BO:96:THR:OG1	11:BO:97:PRO:N	2.42	0.53
12:BP:68:ILE:HG21	12:BP:103:MET:HB3	1.90	0.53
15:BR:53:ARG:O	15:BR:53:ARG:HG3	2.09	0.53
31:CA:1175:G:C2	31:CA:1176:A:C6	2.96	0.53
31:CA:1252:A:H2'	31:CA:1253:G:O4'	2.09	0.53
31:CA:1346:A:O4'	31:CA:1348:U:C6	2.62	0.53
31:CA:181:G:O2'	31:CA:182:U:O5'	2.25	0.53
31:CA:664:G:N2	31:CA:741:G:H1	2.00	0.53
31:CA:872:A:C5	31:CA:874:G:C8	2.97	0.53
52:CB:77:C:N4	52:CB:78:C:N4	2.57	0.53
53:CD:53:G:C4	53:CD:64:G:N2	2.77	0.53
32:CE:31:TYR:O	32:CE:42:ILE:HG13	2.08	0.53
36:CI:22:GLU:OE1	36:CI:82:ARG:NH2	2.32	0.53
38:CK:9:MET:SD	38:CK:32:LYS:HG2	2.49	0.53
40:CM:80:LYS:CE	31:DA:1163:C:H4'	2.38	0.53
31:DA:1028:C:N3	31:DA:1034:G:N2	2.57	0.53
31:DA:1446:A:OP1	31:DA:1446:A:C4'	2.56	0.53
31:DA:413:G:H22	31:DA:429:U:H5''	1.74	0.53
31:DA:711:G:O2'	31:DA:712:A:H5'	2.08	0.53
31:DA:986:A:N3	49:DV:52:TYR:OH	2.37	0.53
53:DD:62:C:H2'	53:DD:63:C:C6	2.43	0.53
32:DE:51:LEU:HG	32:DE:201:ILE:HG23	1.91	0.53
42:DO:8:ASN:ND2	47:DT:34:LYS:HE2	2.23	0.53

Continued on next page...

Continued from previous page...

Atom-1	Atom-2	Interatomic distance (Å)	Clash overlap (Å)
16:A1:112:ARG:HH11	16:A1:112:ARG:HG2	1.72	0.53
17:A2:18:LEU:HD22	17:A2:19:LYS:N	2.24	0.53
26:A4:12:ALA:CB	26:A4:29:PRO:HA	2.38	0.53
1:AA:1336:A:H2'	1:AA:1337:G:C8	2.44	0.53
1:AA:1458:C:C4'	1:AA:1459:G:H5'	2.39	0.53
1:AA:1820:U:C2	3:AD:202:LYS:HB3	2.44	0.53
1:AA:2402:C:HO2'	1:AA:2403:C:P	2.27	0.53
1:AA:2747:G:O6	1:AA:2755:C:H5''	2.08	0.53
1:AA:2810:A:O3'	4:AE:61:ARG:HG2	2.08	0.53
1:AA:2836:U:C4	1:AA:2883:A:N6	2.77	0.53
1:AA:2877:G:O2'	1:AA:2878:U:H5'	2.07	0.53
1:AA:558:G:P	9:AM:111:PRO:HG2	2.49	0.53
1:AA:641:C:H2'	1:AA:642:G:H5'	1.91	0.53
1:AA:973:A:O4'	1:AA:1188:U:C6	2.61	0.53
3:AD:137:PRO:HG2	3:AD:140:THR:CG2	2.39	0.53
6:AG:99:MET:HG3	6:AG:100:TRP:N	2.24	0.53
8:AK:92:VAL:HG22	8:AK:92:VAL:O	2.08	0.53
18:AS:13:SER:HB3	18:AS:16:LYS:CD	2.39	0.53
18:AS:58:ALA:CA	18:AS:64:MET:HG3	2.39	0.53
17:B2:85:LYS:O	17:B2:87:HIS:N	2.41	0.53
26:B4:23:GLU:HG3	26:B4:24:THR:H	1.73	0.53
26:B4:52:THR:OG1	43:DP:65:LYS:HE3	2.08	0.53
1:BA:1048:A:H5'	1:BA:1049:C:OP2	2.09	0.53
1:BA:323:G:HO2'	1:BA:1205:U:H3	1.57	0.53
1:BA:1263:U:C4	1:BA:1264:G:C6	2.97	0.53
1:BA:1337:G:H2'	1:BA:1338:G:H8	1.73	0.53
1:BA:1378:A:OP1	29:B7:10:ARG:NH2	2.42	0.53
1:BA:1534:G:H5'	1:BA:1535:U:OP2	2.09	0.53
1:BA:2138:C:H42	1:BA:2153:G:H1	1.56	0.53
1:BA:2745:C:O2'	7:BH:142:GLY:HA3	2.08	0.53
1:BA:30:G:H2'	1:BA:31:C:C6	2.44	0.53
1:BA:620:G:H4'	1:BA:621:A:O5'	2.08	0.53
3:BD:183:ARG:HG2	3:BD:184:LYS:N	2.24	0.53
4:BE:101:ARG:HB2	4:BE:203:LYS:HE3	1.90	0.53
12:BP:43:THR:OG1	12:BP:45:GLN:HG2	2.09	0.53
31:CA:458:C:H2'	31:CA:464:G:H8	1.74	0.53
31:CA:605:U:H2'	31:CA:606:G:O4'	2.09	0.53
31:CA:618:C:H3'	31:CA:619:U:C5'	2.39	0.53
31:CA:922:G:N1	31:CA:923:A:C2	2.77	0.53
32:CE:200:ILE:HD12	32:CE:200:ILE:N	2.23	0.53
37:CJ:38:LEU:O	37:CJ:42:ILE:HG13	2.09	0.53

Continued on next page...

Continued from previous page...

Atom-1	Atom-2	Interatomic distance (Å)	Clash overlap (Å)
31:DA:1381:U:H2'	31:DA:1382:C:H5'	1.91	0.53
31:DA:298:A:O5'	31:DA:298:A:H8	1.91	0.53
31:DA:980:C:H5'	31:DA:981:U:OP2	2.08	0.53
33:DF:199:LYS:HB3	33:DF:201:TYR:HE1	1.73	0.53
35:DH:93:PRO:HG2	38:DK:105:ARG:NE	2.24	0.53
38:DK:111:ILE:HG22	38:DK:112:LEU:N	2.24	0.53
38:DK:82:HIS:HD2	38:DK:82:HIS:O	1.92	0.53
1:AA:1019:U:O2'	1:AA:1021:A:H2	1.90	0.53
1:AA:528:A:C2	1:AA:2043:C:H4'	2.43	0.53
1:AA:2468:G:H2'	1:AA:2476:A:C6	2.44	0.53
1:AA:55:G:H2'	1:AA:56:A:H8	1.74	0.53
1:AA:787:U:H5''	1:AA:788:A:H5'	1.91	0.53
1:AA:890:A:C8	1:AA:892:G:C8	2.97	0.53
1:AA:883:G:N2	1:AA:893:C:N3	2.51	0.53
1:AA:904:C:H6	1:AA:904:C:H5''	1.73	0.53
5:AF:9:ILE:HD13	5:AF:20:LEU:HB3	1.91	0.53
5:AF:47:GLY:HA3	5:AF:95:ARG:O	2.09	0.53
8:AK:133:HIS:O	8:AK:134:PRO:C	2.47	0.53
9:AM:94:HIS:C	9:AM:95:PRO:O	2.44	0.53
12:AP:59:ARG:O	12:AP:61:GLY:N	2.41	0.53
1:AA:2275:C:O2	12:AP:85:LYS:HG2	2.09	0.53
18:AS:26:GLY:HA2	18:AS:71:VAL:O	2.08	0.53
20:AU:97:ARG:HH21	20:AU:98:VAL:HG23	1.74	0.53
23:AZ:87:PRO:HA	23:AZ:90:ILE:HB	1.91	0.53
28:B6:10:LEU:C	28:B6:11:LEU:HD22	2.29	0.53
1:BA:1070:A:H8	1:BA:1096:A:O2'	1.91	0.53
1:BA:1261:C:C2'	1:BA:1262:A:O5'	2.57	0.53
1:BA:1337:G:H2'	1:BA:1338:G:C8	2.44	0.53
1:BA:1834:U:H2'	1:BA:1834:U:O2	2.09	0.53
1:BA:2236:C:H2'	1:BA:2237:G:O4'	2.09	0.53
1:BA:2346:A:H5'	1:BA:2383:G:H1'	1.90	0.53
1:BA:2410:G:H2'	1:BA:2411:A:O4'	2.09	0.53
1:BA:270(T):G:C6	1:BA:270(U):C:C4	2.97	0.53
1:BA:637:A:H4'	1:BA:638:G:O5'	2.09	0.53
1:BA:872:A:C4	1:BA:906:G:C2	2.97	0.53
12:BP:110:THR:O	12:BP:113:GLN:HB2	2.09	0.53
14:BQ:38:GLN:HG3	14:BQ:47:THR:HG21	1.89	0.53
31:CA:1005:A:C2	31:CA:1006:C:C2	2.96	0.53
31:CA:1053:G:C6	31:CA:1199:U:C2	2.97	0.53
31:CA:1126:U:H5	31:CA:1127:G:C4	2.27	0.53
31:CA:179:A:H2'	31:CA:180:U:C6	2.44	0.53

Continued on next page...

Continued from previous page...

Atom-1	Atom-2	Interatomic distance (Å)	Clash overlap (Å)
31:CA:620:C:C6	34:CG:135:LEU:HD23	2.43	0.53
31:CA:73:G:H2'	31:CA:74:C:C6	2.44	0.53
32:CE:22:LYS:HA	32:CE:22:LYS:HZ3	1.74	0.53
34:CG:10:ARG:CZ	34:CG:10:ARG:CB	2.87	0.53
43:CP:14:ARG:HB2	43:CP:17:VAL:CG2	2.28	0.53
50:CW:96:GLY:O	50:CW:97:ALA:HB3	2.09	0.53
31:DA:123:C:O5'	31:DA:123:C:H6	1.90	0.53
53:DD:15:G:H2'	53:DD:60:A:H2	1.69	0.53
33:DF:54:ARG:HB2	33:DF:69:HIS:CG	2.44	0.53
34:DG:101:LEU:HD23	34:DG:121:VAL:HG13	1.89	0.53
40:DM:7:LYS:C	40:DM:8:LEU:HD12	2.30	0.53
43:DP:70:LEU:HD13	43:DP:71:ARG:N	2.23	0.53
16:A1:68:ALA:O	16:A1:71:GLN:HB2	2.08	0.53
16:A1:79:PHE:HE2	16:A1:83:LEU:CD2	2.22	0.53
30:A8:44:LYS:N	30:A8:44:LYS:HD2	2.24	0.53
1:AA:1388:G:C2'	1:AA:1389:G:H5'	2.39	0.53
1:AA:1835:G:N3	1:AA:1835:G:H2'	2.24	0.53
1:AA:1678:G:N2	1:AA:1989:G:N2	2.55	0.53
1:AA:2619:C:O2'	1:AA:2620:C:H5'	2.09	0.53
1:AA:2886:G:N3	1:AA:2887:U:C6	2.77	0.53
1:AA:484:C:H2'	1:AA:485:C:C6	2.44	0.53
3:AD:176:ARG:NH1	3:AD:176:ARG:HG2	2.24	0.53
11:AO:127:ALA:O	11:AO:147:LEU:HB2	2.09	0.53
17:B2:44:LYS:O	17:B2:46:VAL:HG12	2.09	0.53
1:BA:2371:G:C4'	28:B6:45:LYS:HG3	2.38	0.53
1:BA:1011:G:OP1	16:B1:75:ASN:HB3	2.09	0.53
1:BA:1357:U:H2'	1:BA:1358:G:O4'	2.09	0.53
1:BA:1404:C:O2	1:BA:1404:C:H2'	2.08	0.53
1:BA:2422:A:C4'	1:BA:2423:U:OP1	2.54	0.53
1:BA:2798:C:H5	1:BA:2799:A:N6	2.06	0.53
1:BA:2836:U:C4	1:BA:2883:A:N6	2.77	0.53
1:BA:55:G:H2'	1:BA:56:A:C8	2.43	0.53
1:BA:601:C:O2	1:BA:605:C:H4'	2.09	0.53
4:BE:90:THR:HG22	4:BE:90:THR:O	2.08	0.53
8:BK:40:THR:O	8:BK:44:LEU:HB2	2.09	0.53
12:BP:39:PRO:HA	12:BP:97:VAL:O	2.08	0.53
14:BQ:106:ARG:CB	14:BQ:110:LEU:HD11	2.39	0.53
31:CA:1058:G:C6	31:CA:1059:C:N3	2.77	0.53
31:CA:160:A:H2'	31:CA:161:A:O4'	2.09	0.53
53:CC:1:C:H3'	53:CC:1:C:C6	2.44	0.53
53:CD:49:C:OP2	53:CD:49:C:H6	1.92	0.53

Continued on next page...

Continued from previous page...

Atom-1	Atom-2	Interatomic distance (Å)	Clash overlap (Å)
34:CG:29:PRO:HD2	34:CG:30:LYS:HE2	1.91	0.53
39:CL:47:LEU:O	39:CL:50:LEU:HB2	2.09	0.53
39:CL:18:PHE:CD1	39:CL:62:TYR:HD2	2.25	0.53
31:CA:191:G:N3	50:CW:105:SER:HB2	2.24	0.53
31:CA:1305:G:H5''	51:CX:4:GLY:HA3	1.90	0.53
31:DA:1124:G:O2'	31:DA:1125:U:OP2	2.27	0.53
31:DA:1262:C:H2'	31:DA:1263:C:C6	2.44	0.53
31:DA:1327:C:H2'	31:DA:1328:C:C6	2.43	0.53
31:DA:269:C:H2'	31:DA:270:A:O4'	2.09	0.53
53:DD:6:G:N2	53:DD:69:C:N3	2.56	0.53
32:DE:137:ARG:C	32:DE:137:ARG:HD3	2.29	0.53
32:DE:178:ARG:HH21	38:DK:74:PRO:HG3	1.72	0.53
32:DE:16:HIS:HE1	32:DE:213:LEU:HD13	1.69	0.53
31:DA:8:A:N6	34:DG:209:ARG:HB2	2.23	0.53
35:DH:103:GLY:C	35:DH:106:PRO:HD2	2.29	0.53
41:DN:57:THR:HG22	41:DN:58:PRO:CD	2.38	0.53
49:DV:31:ILE:HG22	49:DV:50:ALA:H	1.74	0.53
50:DW:49:ALA:HA	50:DW:52:ALA:CB	2.38	0.53
17:A2:47:VAL:O	17:A2:48:GLY:O	2.27	0.52
26:A4:63:TYR:CZ	49:CV:41:VAL:O	2.61	0.52
1:AA:686:G:O6	29:A7:12:ARG:HG3	2.08	0.52
1:AA:593:G:C1'	30:A8:4:MET:HE1	2.38	0.52
1:AA:1299:G:H5''	1:AA:1300:U:OP1	2.09	0.52
1:AA:1382:G:C2'	1:AA:1383:C:H5'	2.39	0.52
1:AA:1759:A:H4'	1:AA:2715:C:O4'	2.09	0.52
1:AA:1833:U:C4	1:AA:1834:U:C5	2.97	0.52
1:AA:2125:G:C2	1:AA:2172:U:OP1	2.61	0.52
1:AA:2533:A:C2'	1:AA:2534:A:H5'	2.39	0.52
1:AA:2702:U:H4'	1:AA:2703:C:OP1	2.08	0.52
1:AA:531:C:H4'	1:AA:532:A:H5''	1.90	0.52
1:AA:607:U:OP1	5:AF:102:PRO:HA	2.09	0.52
1:AA:660:G:H21	11:AO:12:ALA:HA	1.73	0.52
1:AA:67:U:H2'	1:AA:68:G:H8	1.73	0.52
1:AA:899:A:O2'	1:AA:900:A:H8	1.91	0.52
3:AD:101:GLU:HG3	3:AD:102:LYS:N	2.23	0.52
3:AD:79:VAL:HG21	3:AD:111:LEU:HD21	1.91	0.52
3:AD:27:THR:HG21	3:AD:83:GLU:HB3	1.91	0.52
6:AG:17:PRO:HA	6:AG:20:ILE:HG13	1.91	0.52
6:AG:82:LEU:O	6:AG:82:LEU:CG	2.57	0.52
7:AH:129:THR:O	7:AH:129:THR:OG1	2.22	0.52
8:AK:11:ASN:C	8:AK:12:LEU:HD13	2.30	0.52

Continued on next page...

Continued from previous page...

Atom-1	Atom-2	Interatomic distance (Å)	Clash overlap (Å)
11:AO:38:GLN:HG2	11:AO:45:LEU:HD13	1.91	0.52
18:AS:4:LYS:HB2	18:AS:106:ILE:HG22	1.89	0.52
21:AV:76:LEU:HD23	21:AV:76:LEU:N	2.22	0.52
1:BA:445:C:OP1	16:B1:2:PRO:HA	2.09	0.52
16:B1:81:HIS:CE1	16:B1:85:LYS:HD2	2.45	0.52
1:BA:1142(A):A:C8	1:BA:1144:G:C5	2.97	0.52
1:BA:1856:G:C2'	1:BA:1857:G:H5'	2.39	0.52
1:BA:2406:U:O4	11:BO:70:GLN:CB	2.54	0.52
1:BA:2553:G:H5''	1:BA:2554:U:OP2	2.09	0.52
1:BA:2694:G:C4	1:BA:2695:C:C5	2.97	0.52
1:BA:2726:U:O2'	1:BA:2727:G:H8	1.92	0.52
1:BA:282:A:C4	1:BA:359:A:C2	2.98	0.52
2:BB:93:C:C2'	2:BB:94:C:H5'	2.39	0.52
3:BD:32:SER:HA	3:BD:36:PRO:HD2	1.90	0.52
4:BE:169:ASN:OD1	4:BE:201:THR:HG21	2.08	0.52
11:BO:46:LYS:O	11:BO:51:PHE:HB2	2.09	0.52
12:BP:62:GLY:O	12:BP:63:LYS:CB	2.52	0.52
14:BQ:38:GLN:HG3	14:BQ:47:THR:CG2	2.39	0.52
14:BQ:28:VAL:H	14:BQ:88:ASP:HB3	1.74	0.52
31:CA:1317:C:H5''	31:CA:1318:A:OP2	2.09	0.52
31:CA:439:A:C4	31:CA:496:A:C2	2.97	0.52
31:CA:580:U:H2'	31:CA:581:G:O4'	2.09	0.52
31:CA:766:A:C8	31:CA:814:A:C6	2.97	0.52
32:CE:224:GLN:HB2	32:CE:229:VAL:CG2	2.40	0.52
35:CH:148:VAL:O	35:CH:151:LEU:HB2	2.10	0.52
31:CA:254:G:O2'	47:CT:16:GLN:O	2.23	0.52
31:DA:1009:G:H1	31:DA:1020:U:H3	1.57	0.52
31:DA:1200:C:H1'	31:DA:1204:A:N6	2.24	0.52
31:DA:1305:G:N2	31:DA:1331:G:C2'	2.71	0.52
31:DA:166:G:O2'	31:DA:167:G:H5'	2.09	0.52
32:DE:12:GLU:HB2	32:DE:16:HIS:ND1	2.23	0.52
32:DE:228:GLY:O	32:DE:230:VAL:HG22	2.09	0.52
31:DA:9:G:OP2	35:DH:121:LYS:HD2	2.08	0.52
35:DH:126:ARG:HA	35:DH:131:ILE:HD11	1.91	0.52
44:DQ:37:PHE:HE1	44:DQ:53:LEU:HD22	1.72	0.52
17:A2:43:GLU:HA	17:A2:43:GLU:OE2	2.10	0.52
28:A6:39:TYR:HB3	28:A6:49:HIS:CD2	2.44	0.52
1:AA:1083:U:C3'	1:AA:1084:A:H5''	2.39	0.52
1:AA:1192:G:O2'	1:AA:1193:G:H5'	2.09	0.52
1:AA:1784:A:H4'	1:AA:1785:A:C5'	2.38	0.52
1:AA:1860:G:H1	1:AA:1882:C:H42	1.57	0.52

Continued on next page...

Continued from previous page...

Atom-1	Atom-2	Interatomic distance (Å)	Clash overlap (Å)
1:AA:1983:C:H4'	1:AA:2606:C:H4'	1.90	0.52
1:AA:2309:A:H8	1:AA:2309:A:O5'	1.92	0.52
1:AA:518:G:H2'	1:AA:519:U:C6	2.44	0.52
4:AE:14:ILE:HG22	4:AE:21:VAL:HG13	1.88	0.52
4:AE:23:VAL:HG11	4:AE:173:VAL:HG21	1.91	0.52
9:AM:133:GLN:O	9:AM:134:ARG:HG2	2.09	0.52
11:AO:75:ILE:N	11:AO:75:ILE:HD13	2.21	0.52
12:AP:27:VAL:HG23	12:AP:138:ASP:CG	2.30	0.52
21:AV:142:SER:HB3	21:AV:143:GLY:C	2.29	0.52
30:B8:34:TRP:C	30:B8:36:LYS:N	2.62	0.52
1:BA:1283:G:N2	1:BA:1285:G:H3'	2.23	0.52
1:BA:2494:G:C5	1:BA:2495:G:N7	2.77	0.52
1:BA:2807:G:C6	1:BA:2893:G:O6	2.61	0.52
2:BB:7:G:H3'	2:BB:8:U:H5''	1.90	0.52
4:BE:102:VAL:HB	4:BE:199:ARG:O	2.09	0.52
5:BF:164:ARG:NH1	5:BF:177:ALA:HB2	2.25	0.52
11:BO:79:ARG:O	11:BO:111:ARG:HB2	2.10	0.52
31:CA:1255:G:C2	31:CA:1283:G:C2	2.98	0.52
31:CA:1352:C:H2'	31:CA:1353:G:C8	2.45	0.52
31:CA:186(C):G:C5	31:CA:191(E):G:C2	2.97	0.52
31:CA:197:A:N6	31:CA:221:C:H5'	2.24	0.52
31:CA:437:U:O2'	34:CG:123:HIS:HD2	1.92	0.52
31:CA:960:U:N3	31:CA:1225:A:C4	2.77	0.52
52:CB:15:A:C2	52:CB:70:G:C5	2.97	0.52
34:CG:63:LYS:O	34:CG:67:ILE:HG13	2.09	0.52
44:CQ:25:VAL:HG22	44:CQ:38:GLY:O	2.10	0.52
46:CS:74:LEU:HA	46:CS:77:ALA:HB3	1.92	0.52
50:CW:73:HIS:O	50:CW:76:ALA:HB3	2.10	0.52
31:DA:1025:U:HO2'	31:DA:1026:G:H8	1.57	0.52
31:DA:923:A:OP1	35:DH:21:ALA:HB2	2.09	0.52
32:DE:8:LYS:HD2	32:DE:11:LEU:HB2	1.91	0.52
35:DH:88:LYS:HE2	35:DH:123:LEU:HD12	1.91	0.52
37:DJ:150:ALA:O	41:DN:57:THR:HG21	2.09	0.52
31:DA:1254:C:OP1	40:DM:45:ARG:HA	2.09	0.52
43:DP:34:LEU:HA	43:DP:37:THR:OG1	2.10	0.52
46:DS:74:LEU:O	46:DS:79:VAL:HG23	2.09	0.52
16:A1:66:ASN:ND2	16:A1:70:ARG:HE	2.06	0.52
22:A3:70:GLN:CD	22:A3:72:ARG:HD3	2.29	0.52
1:AA:1388:G:H2'	1:AA:1389:G:H8	1.74	0.52
1:AA:1392:A:C6	1:AA:1393:A:N1	2.78	0.52
1:AA:1449:A:H5'	1:AA:1449(A):G:OP2	2.08	0.52

Continued on next page...

Continued from previous page...

Atom-1	Atom-2	Interatomic distance (Å)	Clash overlap (Å)
1:AA:1858:G:O2'	1:AA:1859:A:C8	2.62	0.52
1:AA:2285:C:C5	28:A6:27:LYS:HD2	2.44	0.52
1:AA:259:G:H21	1:AA:621:A:H8	1.56	0.52
1:AA:36:G:C5	1:AA:37:C:C5	2.97	0.52
1:AA:696:G:O2'	1:AA:697:C:H5'	2.09	0.52
1:AA:900:A:H3'	1:AA:901:A:C8	2.44	0.52
3:AD:76:PRO:HG2	3:AD:98:VAL:HG21	1.91	0.52
11:AO:101:VAL:HG22	11:AO:106:LEU:HB3	1.90	0.52
12:AP:59:ARG:CD	12:AP:59:ARG:H	2.22	0.52
21:AV:142:SER:H	21:AV:143:GLY:HA2	1.75	0.52
13:B0:29:LEU:HB3	13:B0:75:LEU:HD21	1.91	0.52
16:B1:76:TYR:OH	16:B1:93:LYS:HE2	2.10	0.52
17:B2:60:GLU:OE2	17:B2:97:LYS:HE3	2.09	0.52
1:BA:123:G:H2'	1:BA:124:G:O4'	2.08	0.52
1:BA:1543:A:H1'	1:BA:1545:A:H1'	1.91	0.52
1:BA:1791:A:O2'	3:BD:207:GLY:CA	2.58	0.52
1:BA:17:G:H4'	16:B1:25:TRP:CH2	2.45	0.52
1:BA:2099:U:O2	1:BA:2099:U:H2'	2.09	0.52
1:BA:2277:G:OP2	22:B3:12:ASN:ND2	2.42	0.52
1:BA:2335:A:O2'	1:BA:2336:A:O5'	2.28	0.52
1:BA:2689:U:H4'	1:BA:2690:C:H5'	1.90	0.52
3:BD:35:LYS:CE	3:BD:104:TYR:CD1	2.92	0.52
11:BO:85:LEU:HB3	11:BO:114:ILE:HD13	1.91	0.52
11:BO:62:LEU:CD1	30:B8:30:ARG:CZ	2.79	0.52
12:BP:97:VAL:HG11	12:BP:103:MET:HE2	1.91	0.52
12:BP:54:MET:HE3	12:BP:64:ILE:HD12	1.91	0.52
24:BW:10:LEU:O	24:BW:14:ARG:N	2.38	0.52
31:CA:1176:A:N6	31:CA:1177:G:N1	2.53	0.52
31:CA:1221:G:O3'	49:CV:77:THR:HG21	2.09	0.52
31:CA:167:G:O2'	31:CA:168:G:H5'	2.10	0.52
31:CA:563:A:N7	31:CA:567:G:H1'	2.25	0.52
31:CA:74:C:H2'	31:CA:75:C:O4'	2.08	0.52
53:CD:41:C:H2'	53:CD:42:C:C6	2.44	0.52
32:CE:178:ARG:CG	32:CE:178:ARG:NH1	2.70	0.52
32:CE:77:ALA:HB1	32:CE:165:VAL:HG11	1.90	0.52
34:CG:65:ARG:NH1	34:CG:65:ARG:CG	2.72	0.52
38:CK:63:LEU:HB3	38:CK:65:TYR:CE1	2.44	0.52
42:CO:21:VAL:HG13	42:CO:95:TYR:CE2	2.44	0.52
51:CX:15:ARG:HG2	51:CX:15:ARG:NH1	2.23	0.52
31:DA:1032:A:H3'	31:DA:1032(A):G:H5''	1.92	0.52
31:DA:1200:C:H5'	31:DA:1201:A:H5''	1.90	0.52

Continued on next page...

Continued from previous page...

Atom-1	Atom-2	Interatomic distance (Å)	Clash overlap (Å)
31:DA:1226:C:H4'	31:DA:1227:A:OP1	2.09	0.52
31:DA:51:A:C6	31:DA:353:A:C2	2.97	0.52
52:DB:85:C:H2'	52:DB:86:C:H5'	1.92	0.52
35:DH:33:VAL:HG12	35:DH:34:VAL:H	1.73	0.52
47:DT:59:ILE:HG22	47:DT:71:PHE:CD1	2.43	0.52
49:DV:39:THR:HG22	49:DV:40:ILE:H	1.73	0.52
1:AA:1070:A:H3'	1:AA:1071:G:H5''	1.91	0.52
1:AA:1668:A:OP1	10:AN:5:GLN:HG3	2.09	0.52
1:AA:1869:G:H5'	1:AA:1869:G:C8	2.33	0.52
1:AA:271(C):U:H2'	1:AA:271:G:OP1	2.10	0.52
1:AA:55:G:C2	1:AA:116:C:C2	2.98	0.52
1:AA:648:G:C2'	1:AA:649:G:H5'	2.40	0.52
10:AN:104:ARG:HH22	15:AR:43:GLN:HE22	1.57	0.52
12:AP:29:PHE:HB3	12:AP:65:PHE:CZ	2.44	0.52
20:AU:49:VAL:O	20:AU:51:VAL:N	2.42	0.52
20:AU:68:HIS:O	20:AU:71:LYS:HB2	2.09	0.52
20:AU:97:ARG:HH21	20:AU:98:VAL:CG2	2.22	0.52
21:AV:130:PRO:CA	21:AV:133:ILE:HD11	2.36	0.52
21:AV:8:TYR:HB2	21:AV:38:TYR:CE2	2.45	0.52
29:B7:24:THR:O	29:B7:28:ARG:HG3	2.09	0.52
29:B7:5:TRP:NE1	29:B7:7:PRO:HG3	2.24	0.52
1:BA:1085:A:H1'	1:BA:1086:A:O5'	2.10	0.52
1:BA:1342:A:N6	1:BA:1397:U:C5	2.77	0.52
1:BA:2819:G:H2'	1:BA:2821:A:N7	2.24	0.52
1:BA:581:C:C2	1:BA:582:G:C8	2.98	0.52
1:BA:637:A:O5'	11:BO:116:GLY:HA2	2.09	0.52
3:BD:70:TRP:CD1	3:BD:70:TRP:C	2.82	0.52
15:BR:106:SER:HA	15:BR:110:ILE:HG13	1.90	0.52
18:BS:50:VAL:HG21	18:BS:105:VAL:HG23	1.90	0.52
18:BS:36:LEU:HD13	18:BS:48:ALA:HA	1.90	0.52
18:BS:78:GLU:OE1	18:BS:99:ARG:HD2	2.10	0.52
19:BT:23:GLU:HG2	19:BT:25:LYS:HE2	1.91	0.52
19:BT:43:VAL:HG22	19:BT:51:VAL:HG21	1.92	0.52
20:BU:81:LYS:HD3	20:BU:97:ARG:NH1	2.23	0.52
31:CA:1234:C:O2'	31:CA:1235:U:H5'	2.10	0.52
31:CA:209:U:P	31:CA:209:U:O4'	2.68	0.52
31:CA:344:A:H5''	31:CA:345:C:P	2.49	0.52
31:CA:793:U:C3'	31:CA:794:A:H5''	2.35	0.52
53:CC:20:G:C4	53:CC:58:A:C2	2.97	0.52
34:CG:147:ALA:CB	34:CG:182:LYS:HB3	2.39	0.52
50:CW:26:ASN:O	50:CW:30:LYS:HB2	2.09	0.52

Continued on next page...

Continued from previous page...

Atom-1	Atom-2	Interatomic distance (Å)	Clash overlap (Å)
31:DA:1134:G:H2'	31:DA:1135:U:H5'	1.90	0.52
31:DA:273:A:N6	31:DA:274:A:C6	2.77	0.52
31:DA:439:A:C2'	31:DA:440:A:O5'	2.57	0.52
53:DC:19:G:C4'	53:DC:20:G:OP1	2.57	0.52
39:DL:65:VAL:HG21	39:DL:73:GLN:HB3	1.89	0.52
40:DM:7:LYS:HG3	40:DM:71:LEU:HD13	1.92	0.52
43:DP:10:PRO:O	43:DP:11:ARG:HG3	2.09	0.52
44:DQ:29:ARG:O	44:DQ:30:ALA:CB	2.57	0.52
22:A3:66:VAL:HG23	22:A3:67:VAL:N	2.24	0.52
29:A7:8:ASN:ND2	29:A7:8:ASN:C	2.62	0.52
1:AA:1045:A:OP1	1:AA:1046:A:H3'	2.09	0.52
1:AA:129:C:H2'	1:AA:130:C:C6	2.44	0.52
1:AA:1317:A:H2'	1:AA:1318:C:C6	2.45	0.52
1:AA:1830:C:O2'	1:AA:1831:G:H5'	2.09	0.52
1:AA:1899:G:N2	1:AA:1902:C:C4	2.68	0.52
1:AA:2011:U:C2'	1:AA:2012:G:H5'	2.39	0.52
1:AA:2116:G:C6	1:AA:2117:A:N1	2.78	0.52
1:AA:280:C:C2	1:AA:361:G:C2	2.97	0.52
1:AA:438:G:H2'	1:AA:439:G:H8	1.73	0.52
3:AD:35:LYS:CD	3:AD:64:ILE:N	2.73	0.52
4:AE:23:VAL:HG11	4:AE:173:VAL:CG2	2.39	0.52
6:AG:64:THR:HG23	6:AG:66:GLN:N	2.18	0.52
8:AK:12:LEU:HD13	8:AK:12:LEU:N	2.25	0.52
11:AO:90:ARG:O	11:AO:90:ARG:HG2	2.09	0.52
12:AP:43:THR:O	12:AP:46:GLN:N	2.43	0.52
21:AV:107:THR:C	21:AV:109:ALA:N	2.62	0.52
21:AV:7:ALA:O	21:AV:8:TYR:CG	2.63	0.52
13:B0:10:LEU:O	13:B0:12:ARG:HG3	2.09	0.52
1:BA:2016:U:O4'	27:B5:6:VAL:CG1	2.57	0.52
1:BA:1022:G:C6	1:BA:1141:U:C5	2.97	0.52
1:BA:1198:U:H2'	1:BA:1199:U:H6	1.75	0.52
1:BA:1385:G:C6	1:BA:1403:C:N3	2.77	0.52
1:BA:1416:G:C2'	1:BA:1417:C:C6	2.92	0.52
1:BA:1889:A:N1	1:BA:2234:G:H1'	2.25	0.52
1:BA:2275:C:O2'	12:BP:85:LYS:N	2.43	0.52
1:BA:2311:A:HO2'	1:BA:2312:U:H5'	1.75	0.52
1:BA:2527:C:C4	1:BA:2528:U:C5	2.97	0.52
1:BA:2550:G:C2'	1:BA:2551:C:H5'	2.39	0.52
2:BB:44:G:H1'	2:BB:47:C:H42	1.75	0.52
7:BH:86:GLU:HA	7:BH:132:ARG:CB	2.38	0.52
12:BP:32:TYR:CD1	12:BP:114:ALA:CB	2.93	0.52

Continued on next page...

Continued from previous page...

Atom-1	Atom-2	Interatomic distance (Å)	Clash overlap (Å)
15:BR:55:ASN:HB3	15:BR:58:ASN:HB2	1.92	0.52
19:BT:23:GLU:HG3	19:BT:24:GLY:H	1.74	0.52
31:CA:1053:G:O3'	31:CA:1054:C:H4'	2.09	0.52
31:CA:39:G:N7	31:CA:547:A:H8	2.07	0.52
31:CA:707:C:O2'	31:CA:708:C:H5'	2.09	0.52
31:CA:812:C:H4'	31:CA:813:U:O5'	2.09	0.52
31:CA:920:U:H2'	31:CA:921:U:C6	2.45	0.52
31:CA:403:C:OP2	34:CG:74:GLN:NE2	2.42	0.52
36:CI:99:ALA:C	36:CI:101:ALA:H	2.13	0.52
39:CL:11:LYS:O	39:CL:12:GLU:HB2	2.10	0.52
42:CO:39:THR:HA	42:CO:50:ARG:O	2.10	0.52
45:CR:24:SER:OG	45:CR:27:VAL:HG23	2.10	0.52
46:CS:73:LEU:O	46:CS:77:ALA:HB2	2.09	0.52
31:DA:1226:C:H2'	43:DP:103:THR:HB	1.92	0.52
31:DA:680:C:N4	31:DA:710:G:H1	2.08	0.52
31:DA:736:C:H2'	31:DA:737:A:H8	1.75	0.52
52:DB:31:C:H2'	52:DB:32:C:C6	2.43	0.52
33:DF:164:ARG:HG2	33:DF:165:THR:N	2.25	0.52
31:DA:1190:G:OP1	33:DF:4:LYS:HA	2.09	0.52
34:DG:117:ALA:O	34:DG:121:VAL:HG23	2.09	0.52
34:DG:146:ILE:HD12	34:DG:146:ILE:N	2.24	0.52
37:DJ:143:ARG:NH1	53:DD:43:G:H5'	2.25	0.52
37:DJ:73:MET:HA	37:DJ:91:VAL:HG23	1.92	0.52
49:DV:23:ASN:HA	49:DV:27:GLU:CD	2.30	0.52
16:A1:17:ILE:HG23	16:A1:39:LEU:CD1	2.40	0.52
1:AA:1162:G:O2'	17:A2:90:PRO:HG2	2.09	0.52
22:A3:38:VAL:HG13	22:A3:40:GLN:HG2	1.91	0.52
1:AA:1062:G:H1'	1:AA:1088:A:C5	2.45	0.52
1:AA:1313:U:H4'	1:AA:1332:G:H4'	1.90	0.52
1:AA:1403:C:H5''	1:AA:1471:A:H1'	1.92	0.52
1:AA:1710:C:H2'	1:AA:1711:C:C6	2.43	0.52
1:AA:2136:C:H2'	1:AA:2137:C:O4'	2.10	0.52
1:AA:2443:C:O2'	1:AA:2444:G:H5'	2.09	0.52
1:AA:945:A:C2	1:AA:2448:A:N3	2.78	0.52
1:AA:2594:C:H2'	1:AA:2595:G:C8	2.45	0.52
1:AA:2680:C:O2'	1:AA:2681:C:H5'	2.10	0.52
1:AA:363(A):A:N6	1:AA:363(B):G:O6	2.42	0.52
1:AA:978:G:C2	1:AA:986:C:C2	2.97	0.52
4:AE:13:ARG:HH11	4:AE:13:ARG:CG	2.23	0.52
7:AH:4:ILE:N	7:AH:4:ILE:HD13	2.21	0.52
8:AK:104:GLN:O	8:AK:105:HIS:CB	2.57	0.52

Continued on next page...

Continued from previous page...

Atom-1	Atom-2	Interatomic distance (Å)	Clash overlap (Å)
11:AO:9:ASN:O	11:AO:10:PRO:C	2.48	0.52
18:AS:79:GLY:CA	18:AS:100:THR:HG22	2.39	0.52
20:AU:78:ALA:HB3	20:AU:81:LYS:NZ	2.24	0.52
28:B6:41:PRO:HG2	28:B6:45:LYS:H	1.74	0.52
28:B6:38:LYS:HZ1	28:B6:46:HIS:CD2	2.27	0.52
1:BA:1421:G:C2	1:BA:1422:G:C8	2.97	0.52
1:BA:2415:G:C3'	11:BO:66:GLY:HA3	2.40	0.52
1:BA:464:U:H4'	29:B7:5:TRP:CZ3	2.45	0.52
1:BA:492:A:H2'	1:BA:493:G:O4'	2.09	0.52
4:BE:68:ALA:C	4:BE:70:ALA:H	2.13	0.52
4:BE:33:VAL:HG11	4:BE:88:GLY:CA	2.40	0.52
5:BF:89:VAL:HG12	5:BF:90:PHE:CD2	2.44	0.52
6:BG:48:GLU:OE2	6:BG:48:GLU:HA	2.09	0.52
6:BG:53:LEU:HD21	6:BG:90:LEU:HD11	1.92	0.52
9:BM:23:LEU:CD1	9:BM:99:LEU:HD23	2.39	0.52
11:BO:122:PRO:HA	11:BO:141:ALA:HB1	1.92	0.52
11:BO:96:THR:CB	11:BO:97:PRO:HD2	2.38	0.52
12:BP:12:GLN:HE21	12:BP:73:PRO:HD3	1.74	0.52
15:BR:132:LYS:NZ	15:BR:132:LYS:HB2	2.25	0.52
21:BV:10:ARG:NH2	21:BV:25:PRO:HB3	2.24	0.52
31:CA:1065:U:H1'	31:CA:1066:C:OP2	2.10	0.52
31:CA:1117:G:O3'	39:CL:104:ARG:NH1	2.43	0.52
31:CA:184:G:H2'	31:CA:185:A:H8	1.75	0.52
31:CA:200:G:N2	31:CA:218:C:O2	2.43	0.52
31:CA:272:C:H2'	31:CA:273:A:H8	1.75	0.52
52:CB:18:G:C1'	52:CB:19:G:P	2.98	0.52
53:CD:68:C:H2'	53:CD:69:C:C6	2.44	0.52
39:CL:52:ALA:C	39:CL:95:LYS:NZ	2.63	0.52
40:CM:80:LYS:O	40:CM:80:LYS:HD3	2.10	0.52
48:CU:88:LYS:NZ	48:CU:88:LYS:HB3	2.24	0.52
49:CV:41:VAL:HG13	49:CV:44:MET:HB2	1.92	0.52
51:CX:15:ARG:CG	51:CX:15:ARG:NH1	2.62	0.52
31:DA:1158:C:C2	31:DA:1160:G:N7	2.77	0.52
31:DA:1394:A:H4'	31:DA:1395:C:OP2	2.09	0.52
31:DA:485:G:H1'	31:DA:486:U:H5	1.74	0.52
31:DA:501:C:OP1	42:DO:117:ARG:NH2	2.37	0.52
31:DA:723:U:C2'	31:DA:724:G:OP1	2.58	0.52
32:DE:97:TRP:HH2	32:DE:176:GLU:CD	2.13	0.52
33:DF:154:SER:O	33:DF:196:LEU:HB3	2.09	0.52
33:DF:196:LEU:N	33:DF:196:LEU:HD23	2.25	0.52
33:DF:78:GLY:HA2	33:DF:79:ARG:HH21	1.74	0.52

Continued on next page...

Continued from previous page...

Atom-1	Atom-2	Interatomic distance (Å)	Clash overlap (Å)
34:DG:42:GLN:HG3	34:DG:43:HIS:CD2	2.45	0.52
39:DL:18:PHE:HB2	39:DL:62:TYR:O	2.08	0.52
40:DM:3:LYS:HE2	40:DM:77:PRO:HG3	1.92	0.52
42:DO:62:SER:HB2	42:DO:64:TYR:CD1	2.36	0.52
26:A4:59:PHE:HA	26:A4:62:ARG:HG2	1.90	0.52
1:AA:1060:U:C5	1:AA:1062:G:H4'	2.45	0.52
1:AA:1751:C:H2'	1:AA:1752:C:H6	1.75	0.52
1:AA:1952:A:C5	10:AN:22:ILE:HD11	2.45	0.52
1:AA:1988:C:H2'	1:AA:1989:G:O4'	2.10	0.52
1:AA:2401:U:H2'	1:AA:2402:C:C6	2.45	0.52
1:AA:2682:U:C6	4:AE:11:MET:HE2	2.45	0.52
1:AA:2684:U:C4	1:AA:2685:G:N7	2.77	0.52
11:AO:149:GLU:HG2	11:AO:150:ALA:N	2.25	0.52
15:AR:111:ARG:O	15:AR:112:ARG:HG3	2.10	0.52
15:AR:129:ARG:O	15:AR:133:GLU:HG3	2.10	0.52
17:B2:44:LYS:C	17:B2:46:VAL:N	2.55	0.52
27:B5:48:GLU:N	27:B5:48:GLU:OE1	2.42	0.52
1:BA:1384:A:N3	1:BA:1405:U:H1'	2.25	0.52
1:BA:1407:C:O2	1:BA:1407:C:H2'	2.09	0.52
1:BA:19:C:H2'	1:BA:20:C:H6	1.74	0.52
1:BA:270(N):G:H1'	1:BA:270(P):C:O4'	2.10	0.52
1:BA:340:A:H2'	1:BA:341:G:O4'	2.10	0.52
1:BA:883:G:H2'	1:BA:884:C:C5	2.44	0.52
1:BA:945:A:C6	1:BA:2448:A:C5	2.97	0.52
1:BA:960:A:H61	12:BP:83:MET:HE2	1.75	0.52
5:BF:162:LEU:HD12	5:BF:162:LEU:H	1.74	0.52
5:BF:25:PRO:HG2	5:BF:26:ALA:N	2.25	0.52
6:BG:43:LEU:HD12	6:BG:45:GLU:CG	2.40	0.52
2:BB:42:C:O2	6:BG:92:VAL:HA	2.09	0.52
8:BK:7:GLU:O	8:BK:9:LEU:HD23	2.10	0.52
11:BO:114:ILE:HD12	11:BO:115:LEU:N	2.25	0.52
1:BA:896:A:C2	21:BV:176:PRO:HB2	2.45	0.52
31:CA:1133:G:H2'	31:CA:1134:G:C8	2.44	0.52
31:CA:1277:C:O2'	31:CA:1279:A:H8	1.93	0.52
31:CA:1406:U:H2'	31:CA:1407:C:H5'	1.92	0.52
31:CA:431:A:H2'	31:CA:432:A:O4'	2.10	0.52
32:CE:160:ASP:O	32:CE:183:PRO:HD2	2.10	0.52
32:CE:21:ARG:HE	32:CE:21:ARG:H	1.58	0.52
34:CG:108:LEU:HB3	34:CG:110:PHE:CE1	2.44	0.52
37:CJ:113:GLU:CG	37:CJ:119:ARG:HG2	2.40	0.52
38:CK:11:THR:HG22	38:CK:15:ASN:ND2	2.25	0.52

Continued on next page...

Continued from previous page...

Atom-1	Atom-2	Interatomic distance (Å)	Clash overlap (Å)
39:CL:24:GLY:N	39:CL:60:ASP:OD1	2.42	0.52
31:CA:1331:G:OP2	43:CP:23:TYR:CD2	2.62	0.52
36:CI:50:TYR:OH	48:CU:74:ARG:O	2.13	0.52
31:DA:1105:A:C2	31:DA:1106:G:N7	2.77	0.52
31:DA:1207:G:C6	31:DA:1208:C:C4	2.97	0.52
31:DA:604:G:C5	31:DA:605:U:C5	2.98	0.52
31:DA:660:G:H2'	31:DA:661:G:O4'	2.09	0.52
53:DC:1:C:H6	53:DC:1:C:H3'	1.74	0.52
53:DC:20:G:C2	53:DC:58:A:N3	2.78	0.52
53:DC:20:G:HO2'	53:DC:21:U:H5	1.57	0.52
53:DC:53:G:O2'	53:DC:54:G:H5'	2.10	0.52
53:DD:44:A:H2'	53:DD:45:A:C8	2.44	0.52
33:DF:72:LYS:NZ	33:DF:74:GLY:HA3	2.25	0.52
39:DL:79:LEU:CD1	39:DL:83:ARG:HD2	2.39	0.52
46:DS:14:ASN:OD1	46:DS:42:ARG:NH2	2.43	0.52
51:DX:9:ARG:HG3	51:DX:10:ARG:N	2.24	0.52
28:A6:12:GLU:HA	28:A6:23:THR:HG22	1.92	0.52
1:AA:1313:U:H2'	1:AA:1610:A:N1	2.24	0.52
1:AA:1639:U:H4'	1:AA:2699:C:H4'	1.91	0.52
1:AA:1794:U:H2'	1:AA:1795:C:C6	2.44	0.52
2:AB:15:A:O2'	2:AB:109:G:C8	2.47	0.52
2:AB:61:G:C6	2:AB:62:C:C4	2.98	0.52
3:AD:145:VAL:HG12	3:AD:146:GLU:O	2.10	0.52
8:AK:120:ILE:HD11	8:AK:126:TYR:OH	2.10	0.52
14:AQ:15:ARG:HD3	14:AQ:88:ASP:OD2	2.09	0.52
1:BA:1515:C:H2'	1:BA:1516:U:H6	1.75	0.52
1:BA:688:U:H5'	1:BA:1780:A:C2	2.45	0.52
1:BA:196:A:H2'	1:BA:196:A:N3	2.25	0.52
1:BA:2688:U:C5	1:BA:2720:U:OP2	2.60	0.52
1:BA:893:C:H4'	1:BA:894:C:OP2	2.09	0.52
1:BA:586:A:H5''	5:BF:89:VAL:HG21	1.84	0.52
6:BG:40:ASN:HB2	6:BG:91:ARG:HG2	1.92	0.52
7:BH:153:LYS:HB3	7:BH:160:LYS:O	2.10	0.52
9:BM:35:ARG:HB3	9:BM:42:TRP:CH2	2.45	0.52
21:BV:121:HIS:HB3	21:BV:123:ASP:O	2.10	0.52
21:BV:103:ARG:HB2	21:BV:137:ILE:O	2.09	0.52
24:BW:17:SER:CB	24:BW:18:PRO:HA	2.40	0.52
23:BZ:92:LYS:O	23:BZ:94:LEU:N	2.43	0.52
31:CA:1034:G:C2	31:CA:1035:A:C6	2.98	0.52
31:CA:1054:C:O2	31:CA:1054:C:H2'	2.10	0.52
31:CA:1412:C:H2'	31:CA:1413:A:H8	1.74	0.52

Continued on next page...

Continued from previous page...

Atom-1	Atom-2	Interatomic distance (Å)	Clash overlap (Å)
31:CA:1491:G:C6	56:CA:1841:PAR:H21	2.44	0.52
31:CA:540:G:H2'	31:CA:541:G:O4'	2.10	0.52
31:CA:56:U:H2'	31:CA:57:G:C8	2.45	0.52
31:CA:562:C:N4	31:CA:884:U:C6	2.78	0.52
40:CM:22:LYS:NZ	40:CM:88:LEU:HG	2.25	0.52
44:CQ:7:ILE:HG13	44:CQ:8:GLU:N	2.23	0.52
31:DA:1087:G:H22	31:DA:1099:G:H1'	1.75	0.52
31:DA:1127:G:O2'	31:DA:1128:C:H5'	2.08	0.52
31:DA:1129:C:N4	31:DA:1139:G:N2	2.58	0.52
31:DA:1127:G:H22	31:DA:1144:G:N2	2.07	0.52
31:DA:1217:C:H2'	31:DA:1218:C:O4'	2.09	0.52
31:DA:1417:G:C6	31:DA:1482:G:C6	2.98	0.52
31:DA:187:C:O2	31:DA:191(A):G:N1	2.43	0.52
31:DA:45:U:H2'	31:DA:46:G:C8	2.45	0.52
31:DA:464:G:C5	31:DA:466:C:OP2	2.63	0.52
31:DA:559:A:OP1	35:DH:126:ARG:NH1	2.42	0.52
31:DA:606:G:N2	31:DA:631:G:O2'	2.38	0.52
31:DA:666:G:H5'	31:DA:726:C:H1'	1.91	0.52
33:DF:70:VAL:O	33:DF:106:VAL:HG23	2.10	0.52
33:DF:98:ASN:C	33:DF:98:ASN:HD22	2.12	0.52
37:DJ:23:VAL:HG13	37:DJ:43:PHE:CE2	2.44	0.52
26:B4:32:TYR:HH	43:DP:2:ALA:N	2.08	0.52
31:DA:728:A:C5	45:DR:54:ARG:HD2	2.45	0.52
1:AA:2015:A:H1'	27:A5:2:ALA:HA	0.63	0.52
1:AA:2173:A:OP1	1:AA:2173:A:H8	1.93	0.52
1:AA:245:G:H4'	11:AO:70:GLN:O	2.10	0.52
1:AA:2712:U:O2'	1:AA:2712(A):A:P	2.68	0.52
1:AA:271(B):G:C4'	1:AA:271(C):U:O5'	2.54	0.52
1:AA:2733:A:C3'	1:AA:2734:A:C5'	2.88	0.52
1:AA:2756:U:C4'	1:AA:2757:A:OP1	2.55	0.52
1:AA:500:G:N2	1:AA:502:A:H3'	2.25	0.52
1:AA:656:G:H2'	1:AA:657:U:O4'	2.10	0.52
1:AA:815:C:H2'	1:AA:816:C:C6	2.45	0.52
3:AD:65:ILE:HD11	3:AD:67:PHE:CZ	2.43	0.52
5:AF:64:ILE:HG23	5:AF:65:TRP:NE1	2.25	0.52
12:AP:104:PHE:O	12:AP:105:GLU:HB3	2.10	0.52
26:B4:43:TYR:O	26:B4:43:TYR:CG	2.63	0.52
1:BA:1448:G:H2'	1:BA:1449:A:C8	2.45	0.52
1:BA:1581:G:H5'	1:BA:1582:C:OP2	2.10	0.52
1:BA:1827:C:C2'	1:BA:1828:G:H5'	2.40	0.52
1:BA:2103:C:O2	1:BA:2187:G:C2	2.62	0.52

Continued on next page...

Continued from previous page...

Atom-1	Atom-2	Interatomic distance (Å)	Clash overlap (Å)
1:BA:2312:U:OP1	6:BG:74:LYS:HB2	2.09	0.52
1:BA:2371:G:O2'	28:B6:46:HIS:CE1	2.63	0.52
1:BA:903:C:O2'	21:BV:168:GLU:HG2	2.10	0.52
2:BB:13:A:O2'	2:BB:14:U:H3'	2.10	0.52
2:BB:80:U:O2'	2:BB:81:G:H5''	2.09	0.52
4:BE:120:TRP:CD1	4:BE:155:LYS:HB3	2.45	0.52
6:BG:120:LEU:N	6:BG:179:PRO:O	2.32	0.52
14:BQ:18:ILE:O	14:BQ:21:THR:CG2	2.58	0.52
18:BS:50:VAL:HG22	18:BS:105:VAL:CG2	2.39	0.52
19:BT:57:LEU:HD23	19:BT:78:LYS:HB2	1.91	0.52
23:BZ:91:LYS:O	23:BZ:92:LYS:C	2.47	0.52
31:CA:146:G:C2	31:CA:177:C:N3	2.78	0.52
31:CA:33:A:C6	31:CA:34:C:N4	2.78	0.52
31:CA:339:C:H2'	31:CA:340:U:H6	1.75	0.52
31:CA:501:C:OP1	42:CO:114:ARG:NH2	2.43	0.52
35:CH:153:LYS:HD3	35:CH:154:GLY:O	2.10	0.52
31:DA:181:G:O2'	31:DA:183:G:O6	2.28	0.52
31:DA:386:C:C2'	31:DA:387:U:H5'	2.39	0.52
31:DA:930:C:C4	31:DA:931:C:C5	2.97	0.52
31:DA:941:G:C2'	31:DA:942:G:O5'	2.58	0.52
53:DC:18:C:C2'	53:DC:18:C:O2	2.57	0.52
33:DF:101:LEU:HD23	33:DF:102:ASN:N	2.25	0.52
34:DG:162:LEU:HD12	34:DG:181:MET:HE2	1.91	0.52
37:DJ:72:ARG:HH21	37:DJ:96:GLN:HE22	1.57	0.52
39:DL:16:ARG:O	39:DL:63:ILE:HG23	2.10	0.52
49:DV:27:GLU:HG2	49:DV:47:HIS:CD2	2.45	0.52
1:AA:1177:A:H5''	1:AA:1178:C:O5'	2.10	0.52
1:AA:1252:G:O4'	16:A1:33:ARG:HD2	2.10	0.52
1:AA:213:A:H2'	1:AA:214:G:O4'	2.10	0.52
1:AA:1999:C:H4'	1:AA:2723:C:O2	2.10	0.52
1:AA:456:C:C5	19:AT:69:TYR:CE1	2.97	0.52
1:AA:50:U:H3'	1:AA:51:G:H5'	1.92	0.52
1:AA:882:G:H1	1:AA:894:C:H42	1.58	0.52
1:AA:932:G:H4'	1:AA:933:A:O5'	2.08	0.52
4:AE:179:GLU:HB3	4:AE:181:LEU:HD22	1.91	0.52
4:AE:73:GLU:HG3	4:AE:74:PRO:HD2	1.92	0.52
6:AG:67:LYS:HE2	26:A4:6:HIS:NE2	2.21	0.52
1:AA:2094:G:OP1	8:AK:22:LYS:HG3	2.10	0.52
9:AM:96:GLU:O	9:AM:97:ARG:CB	2.56	0.52
11:AO:149:GLU:HG2	11:AO:150:ALA:H	1.74	0.52
14:AQ:5:THR:O	14:AQ:9:ARG:HB2	2.10	0.52

Continued on next page...

Continued from previous page...

Atom-1	Atom-2	Interatomic distance (Å)	Clash overlap (Å)
15:AR:20:PRO:HG2	15:AR:86:ILE:O	2.10	0.52
25:AX:7:LYS:HB2	25:AX:34:GLU:HG2	1.92	0.52
1:BA:1449(A):G:O2'	1:BA:1450:C:H5'	2.10	0.52
1:BA:1858:G:H1'	1:BA:1884:A:H61	1.75	0.52
1:BA:2517:C:C2	1:BA:2542:A:N6	2.77	0.52
1:BA:573:G:O2'	1:BA:574:C:H3'	2.10	0.52
1:BA:603:A:H8	1:BA:604:G:H1'	1.74	0.52
3:BD:35:LYS:HA	3:BD:64:ILE:CG2	2.39	0.52
4:BE:62:PRO:C	4:BE:64:LYS:N	2.60	0.52
5:BF:4:VAL:HG11	5:BF:17:ARG:HE	1.74	0.52
9:BM:46:VAL:HG12	9:BM:47:ALA:N	2.23	0.52
11:BO:122:PRO:CA	11:BO:141:ALA:HB1	2.39	0.52
11:BO:90:ARG:HG3	11:BO:91:PHE:CD1	2.45	0.52
12:BP:63:LYS:HB3	12:BP:107:ALA:O	2.09	0.52
31:CA:959:A:C2	31:CA:1222:G:O4'	2.63	0.52
31:CA:1272:G:C6	31:CA:1273:G:C4	2.98	0.52
31:CA:1292:U:H2'	31:CA:1293:G:H8	1.74	0.52
31:CA:567:G:C2	31:CA:568:G:H1'	2.45	0.52
52:CB:14:A:N6	52:CB:21:A:N6	2.56	0.52
53:CD:62:C:H2'	53:CD:63:C:C6	2.45	0.52
35:CH:33:VAL:HG11	35:CH:109:ILE:HA	1.92	0.52
31:CA:880:C:OP1	42:CO:5:ASN:ND2	2.42	0.52
42:CO:3:THR:HG23	42:CO:6:GLN:NE2	2.23	0.52
44:CQ:24:CYS:HB3	44:CQ:28:GLY:H	1.75	0.52
31:CA:668:G:O4'	45:CR:49:ASP:HB2	2.10	0.52
31:DA:1087:G:N2	31:DA:1099:G:H1'	2.25	0.52
31:DA:1399:C:H4'	31:DA:1400:C:O5'	2.10	0.52
31:DA:992:U:C2'	31:DA:993:G:OP2	2.58	0.52
52:DB:55:G:H2'	52:DB:56:G:C8	2.45	0.52
53:DC:36:A:H2'	53:DC:37:U:C6	2.44	0.52
32:DE:92:TYR:HE2	32:DE:151:GLY:N	2.08	0.52
32:DE:76:GLN:HB3	32:DE:208:ILE:HD11	1.92	0.52
34:DG:162:LEU:HD12	34:DG:181:MET:CE	2.39	0.52
34:DG:88:VAL:HG13	35:DH:97:GLY:HA2	1.92	0.52
38:DK:111:ILE:C	38:DK:112:LEU:HD23	2.30	0.52
40:DM:56:HIS:O	40:DM:58:ASP:N	2.43	0.52
42:DO:75:HIS:HD2	42:DO:77:LEU:N	2.08	0.52
42:DO:40:VAL:HG11	42:DO:77:LEU:O	2.09	0.52
31:DA:191:G:HO2'	50:DW:103:GLY:HA2	1.71	0.52
1:AA:1049:C:C4	1:AA:1050:A:C2	2.98	0.51
1:AA:1118:C:H2'	1:AA:1119:C:C6	2.45	0.51

Continued on next page...

Continued from previous page...

Atom-1	Atom-2	Interatomic distance (Å)	Clash overlap (Å)
1:AA:1360:A:H2'	1:AA:1361:G:O4'	2.09	0.51
1:AA:1694:C:H5'	1:AA:1694:C:H6	1.75	0.51
1:AA:1825:A:O4'	3:AD:254:THR:HG21	2.10	0.51
1:AA:2062:A:N3	1:AA:2062:A:C2'	2.71	0.51
1:AA:2168:G:C2'	1:AA:2168:G:N3	2.73	0.51
1:AA:434:U:H4'	1:AA:435:C:OP1	2.10	0.51
1:AA:654(R):C:C2'	1:AA:654(S):G:H5'	2.40	0.51
4:AE:21:VAL:O	4:AE:21:VAL:HG22	2.09	0.51
6:AG:114:ILE:HD11	6:AG:140:ILE:HD13	1.92	0.51
1:AA:2416:C:OP1	11:AO:64:LYS:O	2.27	0.51
11:AO:82:GLY:HA2	11:AO:113:LYS:O	2.09	0.51
21:AV:30:ASN:HD22	21:AV:90:VAL:HB	1.75	0.51
21:AV:82:ARG:HG3	21:AV:82:ARG:O	2.09	0.51
23:AZ:86:SER:O	23:AZ:89:GLU:HB2	2.11	0.51
16:B1:92:ARG:NE	17:B2:11:GLN:HB2	2.26	0.51
26:B4:56:VAL:CA	26:B4:60:GLN:HE21	2.16	0.51
28:B6:10:LEU:HD23	30:B8:34:TRP:HE1	1.75	0.51
28:B6:26:ASN:OD1	28:B6:28:ARG:HB2	2.10	0.51
1:BA:1042:G:H2'	1:BA:1043:C:O4'	2.11	0.51
1:BA:142:G:H2'	1:BA:143:C:C6	2.45	0.51
1:BA:2795:G:H1'	1:BA:2802:G:N2	2.25	0.51
1:BA:322:A:C5	1:BA:340:A:C2	2.98	0.51
1:BA:873:G:C2	1:BA:905:U:O2	2.63	0.51
4:BE:7:VAL:HG21	15:BR:1:MET:HE3	1.91	0.51
5:BF:11:VAL:HG23	5:BF:12:LEU:H	1.75	0.51
7:BH:12:PRO:HB3	7:BH:17:VAL:HG21	1.90	0.51
12:BP:4:PRO:HD3	12:BP:70:PRO:O	2.09	0.51
14:BQ:110:LEU:HD23	14:BQ:112:PHE:CZ	2.45	0.51
14:BQ:39:ILE:HG22	14:BQ:39:ILE:O	2.09	0.51
20:BU:33:LYS:NZ	20:BU:34:LYS:HE2	2.25	0.51
31:CA:1498:U:H1'	31:CA:1499:A:OP2	2.09	0.51
31:CA:411:A:C6	31:CA:429:U:C5	2.98	0.51
31:CA:428:G:H4'	31:CA:429:U:OP1	2.09	0.51
6:AG:78:SER:HB2	53:CC:58:A:H5'	1.92	0.51
53:CD:59:A:H8	53:CD:59:A:O5'	1.93	0.51
33:CF:196:LEU:HD23	33:CF:196:LEU:N	2.25	0.51
34:CG:142:PRO:HG3	34:CG:187:ARG:HA	1.92	0.51
34:CG:86:LYS:HG2	34:CG:86:LYS:O	2.10	0.51
38:CK:9:MET:SD	38:CK:26:VAL:HG21	2.50	0.51
45:CR:63:ARG:O	45:CR:67:LEU:HD12	2.10	0.51
31:DA:1054:C:HO2'	31:DA:1055:A:P	2.32	0.51

Continued on next page...

Continued from previous page...

Atom-1	Atom-2	Interatomic distance (Å)	Clash overlap (Å)
31:DA:1187:G:OP1	39:DL:113:LYS:NZ	2.43	0.51
31:DA:713:G:H2'	31:DA:714:G:C8	2.45	0.51
33:DF:186:PHE:CE2	33:DF:188:LEU:HD21	2.45	0.51
34:DG:108:LEU:HD13	34:DG:174:LEU:HD13	1.92	0.51
35:DH:73:ASN:OD1	35:DH:73:ASN:N	2.43	0.51
39:DL:95:LYS:HZ2	39:DL:96:LEU:HA	1.75	0.51
13:A0:37:THR:HB	13:A0:39:PRO:HD2	1.91	0.51
13:A0:74:LYS:C	13:A0:76:VAL:N	2.64	0.51
26:A4:36:CYS:O	26:A4:41:PRO:HD2	2.10	0.51
27:A5:16:ARG:HD2	27:A5:20:ARG:NH1	2.25	0.51
1:AA:2285:C:H5	28:A6:27:LYS:HD2	1.75	0.51
1:AA:1674:G:N2	1:AA:1677:A:N1	2.55	0.51
1:AA:1690:A:H2'	1:AA:1691:C:O4'	2.10	0.51
1:AA:1906:G:C2	1:AA:1907:G:C8	2.97	0.51
1:AA:2210:G:H5'	1:AA:2211:G:C5	2.45	0.51
1:AA:2303:G:C2'	1:AA:2304:G:H5'	2.39	0.51
2:AB:28:C:OP1	14:AQ:36:TYR:OH	2.16	0.51
1:AA:1820:U:O2	3:AD:202:LYS:HB3	2.10	0.51
4:AE:120:TRP:O	4:AE:121:ASN:HB2	2.10	0.51
4:AE:53:PRO:O	4:AE:54:GLN:HB2	2.09	0.51
5:AF:51:THR:HB	5:AF:88:VAL:HG21	1.91	0.51
8:AK:107:VAL:HG12	8:AK:108:THR:N	2.21	0.51
8:AK:37:VAL:HG22	8:AK:38:LEU:HD12	1.91	0.51
9:AM:38:HIS:HE1	9:AM:50:ASP:OD2	1.93	0.51
1:AA:1141:U:C5	9:AM:64:GLY:HA3	2.45	0.51
19:AT:49:VAL:CG1	19:AT:50:LYS:N	2.72	0.51
17:B2:85:LYS:HG3	17:B2:87:HIS:H	1.75	0.51
1:BA:99:U:C2	1:BA:102:G:N2	2.78	0.51
1:BA:1287:A:H5''	1:BA:1288:U:OP2	2.10	0.51
1:BA:1858:G:H8	1:BA:1858:G:OP2	1.92	0.51
1:BA:1858:G:H1'	1:BA:1884:A:N6	2.26	0.51
1:BA:2107:C:H42	1:BA:2182:G:H1	1.57	0.51
1:BA:217:G:H2'	1:BA:218:A:O4'	2.10	0.51
1:BA:2688:U:C3'	1:BA:2688:U:O2	2.59	0.51
1:BA:2857:G:N2	1:BA:2859:G:H3'	2.25	0.51
1:BA:945:A:C4	1:BA:2448:A:N3	2.78	0.51
3:BD:120:GLY:HA2	3:BD:190:TYR:OH	2.10	0.51
4:BE:4:ILE:CG2	4:BE:95:ILE:HD11	2.39	0.51
5:BF:8:GLN:O	5:BF:8:GLN:NE2	2.43	0.51
1:BA:2875:C:C4'	15:BR:5:ALA:HB2	2.37	0.51
31:CA:1002:G:H2'	31:CA:1003:G:O4'	2.10	0.51

Continued on next page...

Continued from previous page...

Atom-1	Atom-2	Interatomic distance (Å)	Clash overlap (Å)
31:CA:1025:U:O2'	31:CA:1026:G:C8	2.63	0.51
31:CA:1193:G:H2'	31:CA:1194:U:H5'	1.91	0.51
31:CA:532:A:H2	31:CA:1206:G:H21	1.58	0.51
31:CA:1441:G:H5''	31:CA:1442:G:OP1	2.09	0.51
32:CE:178:ARG:HG2	32:CE:178:ARG:NH1	2.25	0.51
33:CF:104:GLN:CA	33:CF:104:GLN:HE21	2.24	0.51
31:CA:421:U:H3	33:CF:127:ARG:HH21	1.57	0.51
34:CG:12:CYS:SG	34:CG:19:LEU:HD21	2.41	0.51
31:CA:675:A:H1'	41:CN:116:HIS:ND1	2.25	0.51
43:CP:8:GLU:OE1	43:CP:67:GLU:HG3	2.10	0.51
36:CI:97:PHE:HD2	48:CU:31:LEU:HD21	1.76	0.51
50:CW:33:ILE:CG2	50:CW:63:ILE:HG12	2.40	0.51
31:DA:114:U:O2'	31:DA:115:G:H5'	2.09	0.51
31:DA:407:G:C6	31:DA:408:A:N6	2.78	0.51
31:DA:606:G:H21	31:DA:631:G:C2'	2.23	0.51
31:DA:731:G:OP1	31:DA:766:A:H1'	2.11	0.51
52:DB:58:U:H5'	52:DB:59:U:OP2	2.10	0.51
53:DC:40:C:H2'	53:DC:41:C:H6	1.75	0.51
32:DE:42:ILE:HD13	32:DE:203:GLY:N	2.25	0.51
40:DM:6:ILE:HG22	40:DM:98:ILE:CG2	2.40	0.51
17:A2:39:LEU:HD11	17:A2:51:VAL:HG22	1.89	0.51
6:AG:67:LYS:HG2	26:A4:5:ILE:HG23	1.93	0.51
28:A6:15:GLU:OE2	28:A6:44:ARG:NH1	2.43	0.51
1:AA:715:G:O2'	1:AA:716:A:H5'	2.10	0.51
1:AA:7:G:H2'	1:AA:8:A:O4'	2.11	0.51
3:AD:244:ARG:HB2	3:AD:245:PRO:HD2	1.91	0.51
4:AE:74:PRO:HD2	4:AE:77:ILE:CG2	2.39	0.51
5:AF:125:LEU:HD21	5:AF:199:TRP:CE3	2.45	0.51
7:AH:46:GLU:HB2	7:AH:49:VAL:HG23	1.92	0.51
9:AM:60:ILE:N	9:AM:60:ILE:HD13	2.23	0.51
11:AO:47:ASP:OD2	11:AO:49:ARG:HG2	2.10	0.51
16:B1:98:LEU:O	16:B1:99:ALA:CB	2.58	0.51
1:BA:667:U:O2	30:B8:2:PRO:HD2	2.10	0.51
1:BA:1109:C:H5	1:BA:1110:G:C6	2.28	0.51
1:BA:1005:C:C1'	1:BA:1143:A:N1	2.74	0.51
1:BA:1688:U:H1'	1:BA:1701:A:C6	2.44	0.51
1:BA:2219:G:OP1	3:BD:172:TYR:OH	2.21	0.51
1:BA:2312:U:O2'	6:BG:40:ASN:ND2	2.44	0.51
1:BA:2654:A:OP1	1:BA:2654:A:H8	1.93	0.51
1:BA:2876:G:O5'	15:BR:3:ARG:HA	2.10	0.51
1:BA:817:C:C5	1:BA:818:G:N7	2.78	0.51

Continued on next page...

Continued from previous page...

Atom-1	Atom-2	Interatomic distance (Å)	Clash overlap (Å)
3:BD:270:ILE:C	3:BD:271:ILE:CG1	2.78	0.51
4:BE:151:TYR:CD2	4:BE:154:LYS:NZ	2.61	0.51
4:BE:11:MET:SD	4:BE:24:THR:HG22	2.51	0.51
4:BE:47:VAL:HG12	4:BE:49:LEU:CD2	2.39	0.51
6:BG:108:ASN:ND2	26:B4:38:LYS:HG2	2.25	0.51
7:BH:118:PRO:CD	7:BH:121:ILE:HG13	2.40	0.51
11:BO:81:GLN:CB	11:BO:106:LEU:CD2	2.85	0.51
20:BU:47:LYS:N	20:BU:60:PHE:HB3	2.25	0.51
31:CA:1169:A:N6	31:CA:1170:A:C2	2.79	0.51
31:CA:1263:C:O2'	31:CA:1264:C:H5'	2.11	0.51
31:CA:1281:U:H5''	31:CA:1282:C:OP2	2.09	0.51
31:CA:1510:U:H2'	31:CA:1511:G:C8	2.46	0.51
31:CA:793:U:C5	31:CA:1516:G:O2'	2.62	0.51
31:CA:1405:G:O4'	31:CA:1519:A:H4'	2.10	0.51
31:CA:195:A:C6	31:CA:196:A:N1	2.78	0.51
31:CA:939:G:C6	31:CA:940:C:N4	2.79	0.51
31:CA:952:U:O4	43:CP:104:ARG:HD3	2.10	0.51
32:CE:15:VAL:C	32:CE:16:HIS:ND1	2.64	0.51
33:CF:20:SER:HB3	33:CF:40:ARG:NH2	2.21	0.51
33:CF:40:ARG:HG3	33:CF:40:ARG:NH1	2.25	0.51
35:CH:31:LEU:HD11	35:CH:129:ILE:HA	1.92	0.51
38:CK:86:ILE:HG22	38:CK:87:SER:N	2.25	0.51
40:CM:30:SER:CB	40:CM:84:GLN:HG3	2.40	0.51
31:CA:264:U:H4'	47:CT:63:ARG:HD2	1.93	0.51
51:CX:15:ARG:HG2	51:CX:15:ARG:HH11	1.75	0.51
31:DA:1011:G:C2	31:DA:1019:C:O2	2.63	0.51
31:DA:167:G:O2'	31:DA:168:G:H5'	2.10	0.51
31:DA:920:U:H2'	31:DA:921:U:H6	1.74	0.51
32:DE:187:LEU:HA	32:DE:201:ILE:O	2.10	0.51
43:DP:29:ARG:HB3	43:DP:64:TRP:CZ2	2.46	0.51
45:DR:54:ARG:NH1	45:DR:58:MET:SD	2.84	0.51
49:DV:28:LYS:NZ	49:DV:29:ARG:HG2	2.24	0.51
16:A1:66:ASN:ND2	16:A1:66:ASN:O	2.44	0.51
27:A5:40:LYS:CD	27:A5:46:CYS:HB3	2.40	0.51
1:AA:1300:U:H4'	1:AA:1301:A:H5'	1.91	0.51
1:AA:2014:A:O2'	27:A5:2:ALA:HB2	2.10	0.51
1:AA:2125:G:H1	1:AA:2172:U:P	2.34	0.51
1:AA:2474:C:H3'	1:AA:2475:C:H6	1.74	0.51
1:AA:269:U:O2	1:AA:269:U:H2'	2.10	0.51
1:AA:2881:C:N4	1:AA:2882:A:N6	2.58	0.51
1:AA:897:C:H2'	1:AA:898:C:O4'	2.10	0.51

Continued on next page...

Continued from previous page...

Atom-1	Atom-2	Interatomic distance (Å)	Clash overlap (Å)
7:AH:10:PRO:C	7:AH:11:VAL:CG1	2.79	0.51
8:AK:144:VAL:HG22	8:AK:145:VAL:HG13	1.93	0.51
9:AM:35:ARG:O	9:AM:35:ARG:CG	2.57	0.51
12:AP:20:ALA:O	12:AP:21:THR:HB	2.10	0.51
1:AA:2255:G:H22	12:AP:85:LYS:HE2	1.69	0.51
18:AS:95:ILE:HG13	18:AS:95:ILE:O	2.09	0.51
1:AA:508:G:C6	18:AS:9:TYR:CD2	2.99	0.51
21:AV:107:THR:HB	21:AV:108:PRO:CD	2.40	0.51
1:BA:1154:G:OP1	16:B1:58:ARG:HD2	2.10	0.51
1:BA:1171:G:H1	1:BA:1178:C:N4	2.05	0.51
1:BA:1454:U:OP1	13:B0:77:ARG:HD3	2.09	0.51
1:BA:1668:A:N3	1:BA:1670:C:C4	2.79	0.51
1:BA:184:C:H2'	1:BA:185:U:C6	2.44	0.51
1:BA:2312:U:H6	1:BA:2312:U:H3'	1.76	0.51
1:BA:197:A:N6	1:BA:2430:A:H2'	2.24	0.51
1:BA:459:U:H2'	1:BA:460:A:H8	1.75	0.51
1:BA:613:U:O2	1:BA:613:U:O4'	2.29	0.51
1:BA:639:U:H2'	1:BA:640:C:C6	2.45	0.51
1:BA:67:U:N3	1:BA:74:A:C2	2.68	0.51
2:BB:16:G:H2'	2:BB:17:C:H6	1.75	0.51
2:BB:75:G:C8	2:BB:75:G:H5'	2.33	0.51
5:BF:197:ASP:C	5:BF:197:ASP:OD1	2.49	0.51
5:BF:82:ILE:HD12	5:BF:82:ILE:C	2.29	0.51
7:BH:150:ALA:C	7:BH:152:ARG:N	2.63	0.51
8:BK:130:TYR:O	8:BK:136:VAL:HG12	2.10	0.51
15:BR:45:PHE:CE1	15:BR:74:ARG:HB2	2.46	0.51
18:BS:20:VAL:CG2	18:BS:47:VAL:HG21	2.39	0.51
20:BU:9:LYS:O	20:BU:27:VAL:HG22	2.10	0.51
21:BV:28:MET:HG3	21:BV:37:VAL:HG11	1.91	0.51
31:CA:960:U:O2	31:CA:1225:A:C6	2.63	0.51
31:CA:1303:C:H2'	31:CA:1304:G:H5'	1.93	0.51
31:CA:1417:G:N2	31:CA:1482:G:H2'	2.25	0.51
31:CA:217:C:O2'	31:CA:466:C:N4	2.42	0.51
52:CB:41:G:C6	52:CB:42:U:C4	2.97	0.51
32:CE:42:ILE:HD11	32:CE:202:PRO:HB2	1.92	0.51
35:CH:45:PHE:CE2	35:CH:47:LYS:HD2	2.45	0.51
42:CO:50:ARG:HB3	42:CO:66:TYR:HE1	1.75	0.51
46:CS:43:LYS:HG2	46:CS:48:TRP:CD2	2.45	0.51
43:CP:84:ILE:HG13	49:CV:66:MET:HG2	1.90	0.51
31:DA:1028(B):C:N4	31:DA:1032(B):G:N1	2.59	0.51
31:DA:1333:A:H2'	31:DA:1334:G:O4'	2.11	0.51

Continued on next page...

Continued from previous page...

Atom-1	Atom-2	Interatomic distance (Å)	Clash overlap (Å)
31:DA:1348:U:N3	31:DA:1374:A:C2	2.76	0.51
31:DA:142:G:H2'	31:DA:143:A:C8	2.45	0.51
31:DA:255:G:O3'	47:DT:17:LYS:HD2	2.10	0.51
31:DA:353:A:C2'	31:DA:354:G:OP2	2.58	0.51
34:DG:61:LYS:HA	34:DG:203:VAL:HG22	1.92	0.51
35:DH:51:VAL:HB	35:DH:52:PRO:CD	2.40	0.51
35:DH:91:LEU:HD12	35:DH:120:THR:CG2	2.34	0.51
31:DA:1227:A:O3'	43:DP:115:LYS:HD2	2.11	0.51
44:DQ:45:ARG:O	44:DQ:49:HIS:CD2	2.64	0.51
1:AA:1142(A):A:C4	1:AA:1144:G:C8	2.98	0.51
1:AA:2112:G:N2	53:CD:58:A:N1	2.59	0.51
1:AA:2373:G:H1	1:AA:2380:C:N4	2.07	0.51
1:AA:2474:C:H3'	1:AA:2475:C:C6	2.46	0.51
1:AA:273(F):C:H3'	1:AA:274:G:C5'	2.35	0.51
1:AA:286:C:H2'	1:AA:287:C:C6	2.45	0.51
1:AA:488:G:H1'	1:AA:492:A:N6	2.26	0.51
1:AA:638:G:C5	1:AA:651:G:C2	2.99	0.51
5:AF:64:ILE:HG23	5:AF:65:TRP:CD1	2.46	0.51
7:AH:83:TYR:HB3	7:AH:135:GLY:N	1.99	0.51
8:AK:29:TYR:HD2	8:AK:30:LEU:HD23	1.76	0.51
11:AO:9:ASN:CB	11:AO:10:PRO:HD2	2.22	0.51
11:AO:29:LYS:CD	11:AO:30:THR:HG22	2.39	0.51
1:AA:2394:C:OP1	11:AO:62:LEU:CB	2.58	0.51
15:AR:12:SER:OG	15:AR:57:PHE:CD1	2.62	0.51
19:AT:60:ARG:NH1	29:A7:47:ARG:HH22	2.08	0.51
24:AW:47:ASN:O	24:AW:49:LYS:N	2.42	0.51
25:AX:43:ILE:O	25:AX:47:VAL:HG23	2.09	0.51
17:B2:73:SER:HA	17:B2:83:ARG:O	2.10	0.51
1:BA:1080:A:H2'	1:BA:1081:U:C6	2.46	0.51
1:BA:1434:A:H61	1:BA:1558:A:N6	2.05	0.51
1:BA:1525:G:H2'	1:BA:1526:G:H8	1.75	0.51
1:BA:1657:C:H2'	1:BA:1658:C:H6	1.74	0.51
1:BA:1742:C:H5'	1:BA:1743:G:OP2	2.09	0.51
1:BA:2126:A:H1'	1:BA:2127:G:H5''	1.93	0.51
1:BA:2170:A:H5''	1:BA:2171:A:OP2	2.10	0.51
1:BA:958:U:O2	2:BB:89(A):A:H4'	2.11	0.51
4:BE:141:ILE:HD12	4:BE:150:VAL:HG21	1.93	0.51
4:BE:12:THR:C	4:BE:23:VAL:HG22	2.30	0.51
6:BG:105:LYS:O	6:BG:109:VAL:HB	2.11	0.51
8:BK:5:LEU:HD12	8:BK:5:LEU:N	2.26	0.51
10:BN:14:THR:HG22	10:BN:51:ALA:HB3	1.93	0.51

Continued on next page...

Continued from previous page...

Atom-1	Atom-2	Interatomic distance (Å)	Clash overlap (Å)
11:BO:101:VAL:CG2	11:BO:106:LEU:HD13	2.39	0.51
11:BO:112:LEU:HD22	11:BO:112:LEU:C	2.31	0.51
25:BX:13:ILE:HD12	25:BX:13:ILE:H	1.76	0.51
31:CA:1150:U:H5''	31:CA:1151:A:OP2	2.09	0.51
31:CA:1486:G:H2'	31:CA:1487:G:O4'	2.10	0.51
31:CA:256:U:H2'	31:CA:257:G:C8	2.46	0.51
31:CA:778:G:O5'	31:CA:778:G:H8	1.92	0.51
36:CI:61:LEU:HB3	36:CI:63:TYR:HE2	1.75	0.51
38:CK:7:ALA:HB2	38:CK:85:ARG:HD2	1.91	0.51
44:CQ:53:LEU:HB3	44:CQ:56:VAL:HG21	1.90	0.51
50:CW:67:ALA:O	50:CW:73:HIS:CE1	2.64	0.51
31:DA:1023:G:C6	31:DA:1024:G:N7	2.78	0.51
31:DA:115:G:H4'	31:DA:116:A:O5'	2.10	0.51
31:DA:1162:C:H42	31:DA:1174:G:H1	1.58	0.51
31:DA:1494:G:N7	56:DA:1805:PAR:N32	2.59	0.51
31:DA:694:A:OP1	41:DN:53:SER:HB2	2.11	0.51
34:DG:30:LYS:N	34:DG:30:LYS:HE2	2.25	0.51
34:DG:5:ILE:HG22	34:DG:5:ILE:O	2.11	0.51
36:DI:96:PRO:HB3	48:DU:30:ASP:CG	2.31	0.51
39:DL:14:VAL:O	39:DL:65:VAL:HA	2.10	0.51
31:DA:975:A:OP1	40:DM:57:LYS:NZ	2.44	0.51
16:A1:57:PHE:O	16:A1:60:LEU:N	2.44	0.51
1:AA:857:C:H4'	22:A3:23:VAL:HG21	1.91	0.51
1:AA:1077:A:N3	1:AA:1078:U:H5''	2.25	0.51
1:AA:1971:A:C5	3:AD:241:PRO:HD3	2.46	0.51
1:AA:2115:G:H3'	1:AA:2115:G:OP2	2.10	0.51
1:AA:28:A:C2	1:AA:513:A:C8	2.99	0.51
6:AG:73:ALA:HB1	6:AG:82:LEU:CD1	2.40	0.51
7:AH:152:ARG:HE	7:AH:153:LYS:NZ	2.09	0.51
7:AH:168:PRO:O	7:AH:169:VAL:HG12	2.10	0.51
12:AP:32:TYR:CE1	12:AP:133:ARG:HG3	2.45	0.51
21:AV:152:ALA:O	21:AV:155:LEU:HB2	2.10	0.51
21:AV:61:LEU:HD12	21:AV:62:PRO:O	2.11	0.51
24:AW:16:LEU:O	24:AW:16:LEU:CG	2.56	0.51
1:AA:76:C:HO2'	24:AW:62:THR:HG21	1.76	0.51
23:AZ:53:VAL:HG21	23:AZ:74:VAL:HG22	1.93	0.51
22:B3:36:ILE:N	22:B3:36:ILE:CD1	2.73	0.51
28:B6:15:GLU:HG3	28:B6:47:THR:HG21	1.89	0.51
28:B6:22:ALA:HB2	28:B6:42:TRP:CH2	2.46	0.51
1:BA:1278:A:H2'	1:BA:1279:G:H8	1.74	0.51
1:BA:1454:U:C5	1:BA:2702:U:O4	2.64	0.51

Continued on next page...

Continued from previous page...

Atom-1	Atom-2	Interatomic distance (Å)	Clash overlap (Å)
1:BA:1509:C:O2	1:BA:1509:C:H2'	2.10	0.51
1:BA:2389:G:H5''	1:BA:2390:U:O4'	2.10	0.51
1:BA:1027:A:C2	1:BA:2488:A:H5'	2.46	0.51
1:BA:2575:C:H2'	1:BA:2578:G:O6	2.11	0.51
1:BA:2794:C:H2'	1:BA:2795:G:O4'	2.10	0.51
1:BA:812:C:H5''	1:BA:1250:G:O2'	2.10	0.51
1:BA:871:U:OP1	12:BP:5:ARG:HG3	2.10	0.51
3:BD:35:LYS:CB	3:BD:64:ILE:H	2.22	0.51
1:BA:2820:A:O2'	4:BE:191:PRO:HG3	2.11	0.51
1:BA:1111:A:C4'	7:BH:3:ARG:HD3	2.34	0.51
9:BM:120:LEU:HD21	9:BM:122:VAL:HG23	1.92	0.51
1:BA:660:G:H21	11:BO:12:ALA:HA	1.75	0.51
1:BA:598:G:C1'	11:BO:12:ALA:HB2	2.41	0.51
31:CA:926:G:C6	31:CA:1505:G:C6	2.98	0.51
31:CA:666:G:C2	31:CA:741:G:C4	2.98	0.51
31:CA:914:A:H2'	31:CA:915:A:H8	1.73	0.51
31:CA:74:C:N4	31:CA:96:G:H1	2.07	0.51
32:CE:102:LEU:HB3	32:CE:180:LEU:HD12	1.93	0.51
37:CJ:21:VAL:HG23	37:CJ:22:LEU:H	1.76	0.51
38:CK:114:THR:HG22	38:CK:130:GLY:C	2.31	0.51
40:CM:34:VAL:CG1	40:CM:74:ILE:HG23	2.41	0.51
31:DA:1324:A:H4'	31:DA:1362:C:H4'	1.93	0.51
31:DA:1392:G:N2	31:DA:1502:A:H8	2.09	0.51
31:DA:28:G:O2'	31:DA:296:U:OP1	2.24	0.51
31:DA:391:G:O5'	31:DA:391:G:H8	1.94	0.51
31:DA:485:G:C2'	31:DA:486:U:OP2	2.58	0.51
53:DD:49:C:C4	53:DD:60:A:C8	2.98	0.51
32:DE:134:GLU:O	32:DE:138:LEU:HG	2.10	0.51
31:DA:1240:U:C4	37:DJ:32:ARG:HG3	2.46	0.51
40:DM:54:PHE:CD1	40:DM:55:LYS:HE3	2.45	0.51
31:DA:952:U:C5	43:DP:104:ARG:NH2	2.78	0.51
31:DA:657:G:N2	45:DR:22:THR:OG1	2.26	0.51
46:DS:11:SER:HB2	46:DS:14:ASN:HB3	1.91	0.51
46:DS:17:TYR:CE1	46:DS:41:PRO:HG3	2.45	0.51
46:DS:21:VAL:O	46:DS:33:ILE:HG12	2.11	0.51
48:DU:37:VAL:CG1	48:DU:78:LEU:HB3	2.41	0.51
31:DA:1305:G:H5''	51:DX:4:GLY:C	2.31	0.51
13:A0:107:ASP:C	13:A0:107:ASP:OD2	2.49	0.51
16:A1:65:ILE:HG12	16:A1:96:ALA:CB	2.41	0.51
28:A6:14:THR:O	28:A6:49:HIS:HA	2.11	0.51
1:AA:1087:G:C5	1:AA:1089:G:H1'	2.45	0.51

Continued on next page...

Continued from previous page...

Atom-1	Atom-2	Interatomic distance (Å)	Clash overlap (Å)
1:AA:1101:U:H2'	1:AA:1102:C:C6	2.46	0.51
1:AA:1111:A:O2'	1:AA:1112:G:C4'	2.59	0.51
1:AA:1130:U:O2'	1:AA:1131:G:P	2.69	0.51
1:AA:1156:A:H4'	1:AA:1157:G:OP2	2.11	0.51
1:AA:1381:G:C2'	1:AA:1382:G:H5'	2.40	0.51
1:AA:2123:G:C4	1:AA:2176:A:C2	2.99	0.51
1:AA:2168:G:O4'	1:AA:2168:G:P	2.68	0.51
1:AA:2320:A:H2'	1:AA:2320:A:N3	2.25	0.51
1:AA:2371:G:H4'	28:A6:45:LYS:CB	2.40	0.51
1:AA:448:U:C4	1:AA:583:G:H1'	2.46	0.51
1:AA:833:U:H2'	1:AA:834:C:C6	2.46	0.51
1:AA:882:G:H2'	1:AA:883:G:N7	2.24	0.51
2:AB:1:U:H2'	2:AB:2:C:H6	1.74	0.51
2:AB:60:C:C2	2:AB:61:G:C8	2.99	0.51
4:AE:24:THR:HB	4:AE:188:VAL:HG13	1.92	0.51
18:AS:71:VAL:HA	18:AS:107:LEU:HD12	1.91	0.51
24:AW:35:LEU:HD11	24:AW:49:LYS:HB2	1.92	0.51
1:BA:1060:U:C2	1:BA:1088:A:H8	2.28	0.51
1:BA:1750:G:O2'	1:BA:1751:C:H5'	2.11	0.51
1:BA:2046:G:H5'	27:B5:19:ARG:HG3	1.93	0.51
1:BA:2315:G:H2'	1:BA:2316:C:C6	2.46	0.51
1:BA:288:C:H3'	1:BA:289:A:H8	1.75	0.51
1:BA:322:A:H5'	1:BA:340:A:C1'	2.41	0.51
4:BE:89:ASP:O	4:BE:90:THR:C	2.49	0.51
5:BF:123:LEU:O	5:BF:124:LEU:C	2.49	0.51
6:BG:124:SER:HB2	6:BG:131:TYR:CE1	2.44	0.51
7:BH:4:ILE:HG13	7:BH:6:ARG:H	1.76	0.51
11:BO:88:LEU:HD11	11:BO:95:VAL:HG21	1.92	0.51
12:BP:58:PHE:CE1	12:BP:117:ALA:HB2	2.46	0.51
12:BP:57:HIS:ND1	12:BP:57:HIS:O	2.44	0.51
15:BR:1:MET:HE2	15:BR:1:MET:HA	1.91	0.51
18:BS:73:ALA:O	18:BS:106:ILE:HG23	2.11	0.51
20:BU:83:THR:HG22	20:BU:85:VAL:HG23	1.93	0.51
31:CA:1098:C:C2	31:CA:1099:G:C8	2.98	0.51
31:CA:164:U:H2'	31:CA:165:C:C6	2.45	0.51
31:CA:147:G:C2	31:CA:176:C:O2	2.63	0.51
31:CA:186(C):G:H2'	31:CA:186(D):C:C6	2.46	0.51
31:CA:329:A:C4	31:CA:332:G:C5	2.99	0.51
31:CA:438:G:O2'	31:CA:439:A:H5''	2.11	0.51
53:CD:19:G:H4'	53:CD:61:U:O2	2.11	0.51
37:CJ:79:ARG:NH2	37:CJ:82:GLY:HA2	2.26	0.51

Continued on next page...

Continued from previous page...

Atom-1	Atom-2	Interatomic distance (Å)	Clash overlap (Å)
38:CK:87:SER:HB2	38:CK:93:VAL:CG2	2.41	0.51
47:CT:45:HIS:O	47:CT:73:VAL:HG23	2.10	0.51
31:DA:1137:C:H4'	31:DA:1138:G:C2	2.46	0.51
31:DA:50:A:N1	31:DA:360:A:O2'	2.39	0.51
31:DA:528:C:H2'	31:DA:529:G:O5'	2.11	0.51
31:DA:75:C:H2'	31:DA:76:G:O4'	2.11	0.51
34:DG:150:GLU:C	34:DG:152:SER:H	2.13	0.51
36:DI:86:ARG:O	36:DI:87:ARG:HG2	2.11	0.51
38:DK:29:SER:HB3	38:DK:32:LYS:HD2	1.91	0.51
46:DS:17:TYR:HE1	46:DS:41:PRO:HG3	1.76	0.51
47:DT:56:VAL:O	47:DT:77:VAL:HB	2.11	0.51
48:DU:22:VAL:HG22	48:DU:23:LYS:N	2.24	0.51
49:DV:15:LEU:HD21	49:DV:31:ILE:HG12	1.93	0.51
49:DV:66:MET:N	49:DV:66:MET:HE3	2.26	0.51
50:DW:51:GLU:HA	50:DW:54:LYS:HE3	1.93	0.51
30:A8:10:ALA:O	30:A8:14:VAL:HB	2.10	0.51
30:A8:58:ILE:HA	30:A8:61:LEU:HG	1.92	0.51
1:AA:1193:G:H2'	1:AA:1194:A:C8	2.46	0.51
1:AA:2099:U:H3	1:AA:2190:G:H1	1.59	0.51
1:AA:2330:G:H2'	1:AA:2331:G:O4'	2.11	0.51
1:AA:2564:A:C2	1:AA:2647:U:H4'	2.46	0.51
1:AA:448:U:O4	1:AA:583:G:H1'	2.11	0.51
3:AD:35:LYS:CE	3:AD:104:TYR:HD1	2.24	0.51
9:AM:90:MET:O	9:AM:94:HIS:N	2.42	0.51
12:AP:27:VAL:CG2	12:AP:138:ASP:OD2	2.58	0.51
12:AP:79:LEU:C	12:AP:81:VAL:N	2.64	0.51
18:AS:75:TYR:HE2	18:AS:104:THR:HG1	1.59	0.51
16:B1:88:ILE:HG22	17:B2:49:THR:HA	1.92	0.51
1:BA:1636:C:H2'	1:BA:1637:A:C8	2.46	0.51
1:BA:2129:C:C4	1:BA:2130:U:C4	2.99	0.51
1:BA:185:U:H4'	1:BA:218:A:H4'	1.92	0.51
1:BA:2494:G:C4	1:BA:2495:G:C8	2.99	0.51
1:BA:531:C:OP1	1:BA:561:G:C2	2.64	0.51
2:BB:56:G:H4'	2:BB:57:A:H8	1.76	0.51
11:BO:65:ARG:NH1	11:BO:65:ARG:CG	2.58	0.51
15:BR:18:ASP:OD1	15:BR:18:ASP:N	2.28	0.51
15:BR:19:LEU:HD22	15:BR:86:ILE:HG22	1.92	0.51
19:BT:10:ALA:HB1	19:BT:11:PRO:HD2	1.92	0.51
20:BU:60:PHE:N	20:BU:60:PHE:HD2	2.09	0.51
24:BW:53:LEU:O	24:BW:57:ILE:HG13	2.10	0.51
23:BZ:4:VAL:HG12	23:BZ:11:ARG:CB	2.40	0.51

Continued on next page...

Continued from previous page...

Atom-1	Atom-2	Interatomic distance (Å)	Clash overlap (Å)
31:CA:1132:C:N4	31:CA:1143:G:N2	2.58	0.51
31:CA:1293:G:H2'	31:CA:1294:G:O4'	2.10	0.51
31:CA:606:G:H2'	31:CA:606:G:N3	2.26	0.51
31:CA:667:G:H4'	45:CR:51:HIS:ND1	2.24	0.51
31:CA:706:A:O2'	41:CN:31:THR:HG22	2.11	0.51
31:CA:90:C:C5	31:CA:91:C:C5	2.98	0.51
53:CD:55:U:H3	53:CD:59:A:N6	2.07	0.51
53:CD:53:G:H1	53:CD:63:C:H42	1.58	0.51
40:CM:92:THR:OG1	40:CM:93:GLY:N	2.42	0.51
40:CM:96:ILE:N	40:CM:96:ILE:HD13	2.26	0.51
41:CN:57:THR:HG23	41:CN:58:PRO:HD2	1.92	0.51
43:CP:12:ASN:OD1	43:CP:13:LYS:N	2.40	0.51
31:DA:1206:G:C5	31:DA:1207:G:N7	2.79	0.51
31:DA:1350:A:C6	31:DA:1351:U:N3	2.78	0.51
31:DA:201:C:C4'	31:DA:208:U:OP1	2.58	0.51
31:DA:409:G:H1	31:DA:433:C:N4	2.06	0.51
31:DA:604:G:H2'	31:DA:605:U:O4'	2.11	0.51
53:DD:41:C:H2'	53:DD:42:C:C6	2.46	0.51
33:DF:20:SER:HB2	33:DF:40:ARG:HH22	1.74	0.51
34:DG:156:GLU:O	34:DG:160:GLN:HG3	2.11	0.51
34:DG:107:ARG:CD	34:DG:173:TRP:HZ2	2.23	0.51
35:DH:19:MET:HE1	35:DH:24:ARG:HB3	1.92	0.51
35:DH:12:LEU:O	35:DH:30:ALA:HA	2.11	0.51
35:DH:148:VAL:HG21	38:DK:107:LEU:HD23	1.93	0.51
38:DK:93:VAL:O	38:DK:132:GLU:HA	2.11	0.51
43:DP:54:VAL:O	43:DP:58:GLU:HG2	2.11	0.51
43:DP:70:LEU:O	43:DP:74:VAL:HG23	2.10	0.51
47:DT:18:THR:HG23	47:DT:69:LYS:HD2	1.92	0.51
13:A0:72:ASP:O	13:A0:76:VAL:HG23	2.11	0.51
27:A5:52:TYR:HD1	27:A5:53:ALA:H	1.58	0.51
28:A6:15:GLU:CD	28:A6:44:ARG:HH22	2.14	0.51
28:A6:15:GLU:HB2	28:A6:20:ASN:HB2	1.92	0.51
1:AA:1028:A:N6	1:AA:1125:G:H2'	2.25	0.51
1:AA:1057:A:O2'	1:AA:1058:U:O4'	2.10	0.51
1:AA:1301:A:C8	1:AA:1303:G:C8	2.99	0.51
1:AA:1939:U:OP1	1:AA:2604:U:O2'	2.29	0.51
1:AA:205:G:O2'	1:AA:206:U:P	2.69	0.51
1:AA:263:C:H2'	1:AA:264:C:O4'	2.11	0.51
1:AA:2839:G:C5	1:AA:2840:C:C5	2.99	0.51
2:AB:6:C:H2'	2:AB:7:G:H5''	1.93	0.51
4:AE:78:LEU:CD2	4:AE:79:ARG:HD2	2.40	0.51

Continued on next page...

Continued from previous page...

Atom-1	Atom-2	Interatomic distance (Å)	Clash overlap (Å)
5:AF:28:ILE:HD12	5:AF:28:ILE:O	2.11	0.51
5:AF:50:SER:HB2	5:AF:94:PRO:HD3	1.92	0.51
6:AG:111:LEU:HB2	6:AG:112:PRO:HD3	1.93	0.51
1:AA:389:G:H22	11:AO:72:PRO:CD	2.23	0.51
1:AA:483:A:C5'	20:AU:49:VAL:HG22	2.40	0.51
20:AU:63:LYS:HD2	20:AU:64:GLU:H	1.76	0.51
20:AU:79:CYS:HG	20:AU:80:GLY:N	2.09	0.51
21:AV:35:ARG:NH1	21:AV:35:ARG:HB3	2.26	0.51
1:BA:1165:U:H2'	1:BA:1166:C:C6	2.45	0.51
1:BA:1515:C:H2'	1:BA:1516:U:C6	2.46	0.51
1:BA:2127:G:H1	1:BA:2161:C:H42	1.57	0.51
1:BA:2187:G:H2'	1:BA:2188:C:O4'	2.11	0.51
1:BA:221:A:C8	1:BA:266:G:C5	2.99	0.51
1:BA:2304:G:C2'	1:BA:2305:A:O5'	2.59	0.51
4:BE:66:HIS:HB3	4:BE:68:ALA:HB2	1.92	0.51
5:BF:25:PRO:HG2	5:BF:26:ALA:H	1.75	0.51
12:BP:10:ARG:NE	12:BP:10:ARG:HA	2.25	0.51
12:BP:58:PHE:C	12:BP:60:ARG:H	2.13	0.51
12:BP:59:ARG:CG	12:BP:59:ARG:NH2	2.71	0.51
20:BU:19:LYS:HE3	20:BU:71:LYS:NZ	2.25	0.51
31:CA:1036:G:C8	31:CA:1037:C:N3	2.79	0.51
31:CA:1102:A:C2'	31:CA:1103:C:H5'	2.40	0.51
31:CA:437:U:O2'	34:CG:123:HIS:CD2	2.64	0.51
31:CA:628:G:O2'	31:CA:629:G:H5'	2.10	0.51
31:CA:941:G:C2	31:CA:942:G:H1'	2.46	0.51
52:CB:10:G:H2'	52:CB:11:U:C6	2.46	0.51
32:CE:134:GLU:O	32:CE:138:LEU:HG	2.10	0.51
34:CG:146:ILE:N	34:CG:146:ILE:HD12	2.26	0.51
38:CK:41:ARG:HD2	38:CK:41:ARG:O	2.11	0.51
44:CQ:26:ARG:HH11	44:CQ:43:CYS:HB3	1.76	0.51
46:CS:72:ARG:HD2	46:CS:73:LEU:HD23	1.93	0.51
31:DA:1402:C:H2'	31:DA:1403:C:O4'	2.11	0.51
31:DA:353:A:C8	31:DA:353:A:H5'	2.32	0.51
31:DA:465:A:N6	31:DA:467:G:C2	2.79	0.51
31:DA:474:G:H2'	31:DA:475:G:H8	1.76	0.51
31:DA:977:A:H2'	31:DA:978:A:H5'	1.92	0.51
53:DD:13:C:O2'	53:DD:14:A:P	2.69	0.51
53:DD:53:G:H1	53:DD:63:C:H42	1.56	0.51
39:DL:23:ASN:HD22	39:DL:23:ASN:H	1.59	0.51
42:DO:111:LYS:O	42:DO:112:ASP:HB2	2.11	0.51
43:DP:13:LYS:HA	43:DP:44:ARG:HH11	1.75	0.51

Continued on next page...

Continued from previous page...

Atom-1	Atom-2	Interatomic distance (Å)	Clash overlap (Å)
43:DP:53:VAL:HG12	43:DP:57:ARG:HH21	1.76	0.51
46:DS:52:ASP:OD1	46:DS:55:ARG:HG3	2.10	0.51
48:DU:84:LYS:HA	48:DU:84:LYS:HE2	1.93	0.51
49:DV:23:ASN:HA	49:DV:27:GLU:HG3	1.92	0.51
13:A0:10:LEU:O	13:A0:12:ARG:N	2.44	0.51
22:A3:55:ARG:HB2	22:A3:55:ARG:CZ	2.41	0.51
1:AA:1427:A:OP1	1:AA:1427:A:H8	1.94	0.51
1:AA:1847:A:H8	1:AA:1847:A:OP1	1.94	0.51
1:AA:1906:G:C8	1:AA:1929:G:H2'	2.46	0.51
1:AA:2415:G:H4'	11:AO:66:GLY:HA3	1.93	0.51
1:AA:2439:A:H4'	1:AA:2440:C:O5'	2.11	0.51
1:AA:2746:U:O4	1:AA:2755:C:H4'	2.10	0.51
1:AA:280:C:C2	1:AA:361:G:N2	2.79	0.51
1:AA:524:U:H2'	1:AA:525:U:C6	2.46	0.51
2:AB:52:A:N6	14:AQ:33:LYS:HG3	2.25	0.51
5:AF:125:LEU:HD11	5:AF:199:TRP:CD2	2.46	0.51
9:AM:12:ARG:HB3	9:AM:50:ASP:OD1	2.11	0.51
10:AN:47:ILE:HG13	10:AN:48:PRO:HD2	1.93	0.51
20:AU:87:LYS:CD	20:AU:92:ASN:HB3	2.38	0.51
1:BA:1138:G:H21	9:BM:106:MET:CE	2.21	0.51
1:BA:1166:C:O2	1:BA:1184:G:C2	2.64	0.51
1:BA:1578:U:O2	1:BA:1578:U:H2'	2.09	0.51
1:BA:1767:C:H2'	1:BA:1768:U:O4'	2.10	0.51
1:BA:1956:U:H2'	1:BA:1957:C:H5'	1.93	0.51
1:BA:1997:G:C2'	1:BA:1998:G:H5'	2.41	0.51
1:BA:2276:G:P	12:BP:84:GLY:HA2	2.50	0.51
1:BA:2343:C:HO2'	1:BA:2373:G:HO2'	1.57	0.51
1:BA:2652:C:H2'	1:BA:2653:U:O4'	2.11	0.51
1:BA:2872:G:N7	1:BA:2873:A:C2	2.78	0.51
1:BA:2872:G:N7	1:BA:2873:A:H2	2.07	0.51
1:BA:580:C:H2'	1:BA:581:C:H6	1.75	0.51
1:BA:717:G:H2'	1:BA:718:A:O4'	2.11	0.51
1:BA:775:G:C5	1:BA:794:G:C8	2.99	0.51
1:BA:910:A:C5	12:BP:13:GLN:HG3	2.46	0.51
1:BA:946:G:N2	1:BA:972:G:H1'	2.26	0.51
3:BD:71:ASP:CG	3:BD:103:ARG:HH22	2.14	0.51
1:BA:660:G:H5'	5:BF:99:TYR:CE2	2.46	0.51
1:BA:2757:A:N1	7:BH:67:LEU:HD22	2.25	0.51
15:BR:131:ALA:O	15:BR:134:GLU:HB2	2.11	0.51
21:BV:112:ARG:N	21:BV:112:ARG:HE	2.09	0.51
31:CA:1028(B):C:N4	31:CA:1032(A):G:N1	2.33	0.51

Continued on next page...

Continued from previous page...

Atom-1	Atom-2	Interatomic distance (Å)	Clash overlap (Å)
31:CA:163:C:H2'	31:CA:164:U:C6	2.45	0.51
31:CA:351:G:H4'	31:CA:352:C:OP1	2.11	0.51
34:CG:3:ARG:HG2	34:CG:118:ARG:NH1	2.26	0.51
34:CG:18:LYS:HD2	34:CG:31:CYS:CB	2.41	0.51
34:CG:8:VAL:CG1	34:CG:21:LEU:HD13	2.40	0.51
36:CI:9:VAL:HB	36:CI:87:ARG:HB2	1.92	0.51
40:CM:3:LYS:HD2	40:CM:75:ILE:O	2.10	0.51
42:CO:50:ARG:CB	42:CO:90:LEU:HD11	2.41	0.51
47:CT:81:ARG:HB3	47:CT:83:ASP:OD1	2.11	0.51
49:CV:41:VAL:HA	49:CV:44:MET:H	1.76	0.51
31:DA:1103:C:C4	31:DA:1104:G:N7	2.79	0.51
31:DA:1118:C:OP1	39:DL:104:ARG:NH1	2.44	0.51
31:DA:1338:G:C6	31:DA:1339:A:N1	2.79	0.51
31:DA:617:G:C2	31:DA:618:C:C5	2.99	0.51
31:DA:977:A:O2'	31:DA:981:U:N3	2.42	0.51
32:DE:147:LYS:HA	32:DE:147:LYS:NZ	2.25	0.51
34:DG:107:ARG:CG	34:DG:107:ARG:NH1	2.62	0.51
34:DG:199:ASN:HB3	34:DG:202:LEU:HG	1.92	0.51
35:DH:48:ALA:HB1	35:DH:49:PRO:HD2	1.93	0.51
42:DO:110:VAL:HG23	42:DO:120:TYR:HB3	1.92	0.51
42:DO:75:HIS:CD2	42:DO:77:LEU:H	2.29	0.51
43:DP:39:ILE:HG22	43:DP:40:ASN:N	2.26	0.51
16:A1:90:VAL:HG12	16:A1:91:ASP:CA	2.41	0.50
1:AA:1063:G:H2'	1:AA:1064:C:C6	2.45	0.50
1:AA:1209:G:H21	1:AA:1210:A:H62	1.60	0.50
1:AA:1506:C:O2	1:AA:1506:C:H2'	2.10	0.50
1:AA:1528:A:C2	1:AA:1543:A:N1	2.79	0.50
1:AA:1642:G:O2'	1:AA:1643:G:H5'	2.10	0.50
1:AA:2025:C:H2'	1:AA:2026:C:C6	2.46	0.50
1:AA:229:A:HO2'	1:AA:230:U:P	2.34	0.50
1:AA:2864:G:O2'	1:AA:2865:U:H5'	2.11	0.50
1:AA:492:A:H2'	1:AA:493:G:O4'	2.11	0.50
1:AA:751:A:C5'	18:AS:90:ARG:HA	2.40	0.50
3:AD:17:THR:HG21	3:AD:204:ILE:HA	1.92	0.50
4:AE:179:GLU:O	4:AE:180:ASN:HB2	2.11	0.50
8:AK:92:VAL:O	8:AK:120:ILE:HG22	2.11	0.50
1:BA:2840:C:C5'	13:B0:53:HIS:CD2	2.82	0.50
13:B0:79:LEU:HA	13:B0:83:ILE:HD12	1.92	0.50
16:B1:25:TRP:C	16:B1:25:TRP:CD1	2.83	0.50
28:B6:17:LYS:HB3	28:B6:44:ARG:HH12	1.75	0.50
1:BA:1018:C:C2'	1:BA:1019:U:H5'	2.41	0.50

Continued on next page...

Continued from previous page...

Atom-1	Atom-2	Interatomic distance (Å)	Clash overlap (Å)
1:BA:1317:A:H2'	1:BA:1318:C:C6	2.46	0.50
1:BA:1342:A:N7	1:BA:1345:C:C4	2.79	0.50
1:BA:155:C:O2	1:BA:155:C:H2'	2.11	0.50
1:BA:2135:A:N6	1:BA:2156:G:H21	2.09	0.50
1:BA:2251:G:OP1	12:BP:82:ARG:NH1	2.44	0.50
1:BA:2337:G:C2	1:BA:2338:G:C8	2.99	0.50
1:BA:2562:U:H1'	10:BN:23:ARG:HH11	1.76	0.50
1:BA:491:G:O6	18:BS:49:LYS:HD3	2.11	0.50
3:BD:68:LYS:HD3	3:BD:70:TRP:CZ2	2.46	0.50
4:BE:36:ARG:NH2	4:BE:88:GLY:HA3	2.18	0.50
9:BM:128:HIS:CE1	9:BM:134:ARG:HH11	2.29	0.50
12:BP:89:ASN:O	12:BP:90:VAL:HB	2.11	0.50
18:BS:79:GLY:HA3	18:BS:100:THR:HG22	1.93	0.50
21:BV:114:GLY:C	21:BV:116:VAL:H	2.13	0.50
21:BV:13:GLU:HA	21:BV:14:LYS:HZ3	1.76	0.50
31:CA:303:A:H2'	31:CA:304:U:O4'	2.10	0.50
31:CA:567:G:N3	31:CA:568:G:H1'	2.26	0.50
31:CA:652:U:O4	31:CA:752:G:O2'	2.20	0.50
31:CA:885:G:H1'	31:CA:914:A:N1	2.26	0.50
52:CB:10:G:H2'	52:CB:11:U:H6	1.76	0.50
32:CE:178:ARG:HH22	32:CE:196:LEU:HA	1.76	0.50
49:CV:10:PHE:N	49:CV:10:PHE:CD1	2.72	0.50
31:DA:1084:G:OP1	31:DA:1086:U:C2	2.63	0.50
31:DA:1238:A:N7	31:DA:1301:U:O4	2.44	0.50
31:DA:1279:A:H5''	31:DA:1280:A:OP1	2.11	0.50
31:DA:922:G:N3	31:DA:1398:A:H2	2.08	0.50
31:DA:382:A:C6	31:DA:383:A:C6	2.99	0.50
31:DA:413:G:H2'	31:DA:428:G:N2	2.25	0.50
31:DA:448:A:P	31:DA:485:G:N2	2.75	0.50
31:DA:775:G:H2'	31:DA:776:G:O4'	2.11	0.50
31:DA:929:G:C6	31:DA:930:C:C4	2.99	0.50
43:DP:23:TYR:CE1	43:DP:71:ARG:HB2	2.46	0.50
1:AA:242:G:O5'	30:A8:3:LYS:HE3	2.10	0.50
1:AA:1056:G:O2'	1:AA:1057:A:OP2	2.28	0.50
1:AA:1535:U:H3'	1:AA:1536:A:C5'	2.38	0.50
1:AA:1680:U:H2'	1:AA:1681:G:O4'	2.11	0.50
1:AA:2213:U:O4'	23:AZ:52:ARG:NH2	2.44	0.50
1:AA:229:A:C1'	1:AA:230:U:OP2	2.57	0.50
1:AA:2364:C:H2'	1:AA:2365:G:O4'	2.12	0.50
1:AA:1864:U:H5''	1:AA:2410:G:O2'	2.09	0.50
1:AA:2839:G:C5	1:AA:2840:C:C4	3.00	0.50

Continued on next page...

Continued from previous page...

Atom-1	Atom-2	Interatomic distance (Å)	Clash overlap (Å)
4:AE:79:ARG:HG3	4:AE:197:ILE:CG2	2.40	0.50
5:AF:127:GLU:OE1	5:AF:128:ALA:HB2	2.11	0.50
7:AH:131:VAL:HG12	7:AH:132:ARG:H	1.76	0.50
8:AK:86:THR:HA	8:AK:123:LEU:HD12	1.93	0.50
11:AO:55:ARG:CG	11:AO:55:ARG:O	2.59	0.50
12:AP:31:ASP:O	12:AP:133:ARG:O	2.29	0.50
21:AV:81:ARG:HG3	21:AV:81:ARG:O	2.10	0.50
30:B8:34:TRP:C	30:B8:36:LYS:H	2.14	0.50
1:BA:1431:U:H2'	1:BA:1432:C:H6	1.74	0.50
1:BA:1771:C:H1'	1:BA:1786:A:C8	2.46	0.50
1:BA:1887:C:C3'	1:BA:1888:G:H5''	2.41	0.50
1:BA:2130:U:O2'	1:BA:2133:G:O2'	2.29	0.50
1:BA:2168:G:C2	1:BA:2170:A:OP2	2.64	0.50
1:BA:2061:G:H5''	1:BA:2503:A:C2	2.46	0.50
1:BA:888:C:H4'	1:BA:889:C:H5'	1.90	0.50
1:BA:959:A:C6	1:BA:960:A:C2	2.99	0.50
3:BD:158:ALA:HB3	3:BD:161:THR:HG21	1.93	0.50
6:BG:77:ILE:HG22	6:BG:80:PHE:H	1.76	0.50
7:BH:94:TYR:CD1	7:BH:94:TYR:N	2.78	0.50
19:BT:31:HIS:ND1	19:BT:32:PRO:HD2	2.27	0.50
20:BU:17:SER:HB2	20:BU:71:LYS:CD	2.40	0.50
24:BW:17:SER:CB	24:BW:21:LEU:HB2	2.42	0.50
24:BW:22:GLU:O	24:BW:25:VAL:HG22	2.11	0.50
31:CA:1503:A:O2'	31:CA:1504:G:C5'	2.59	0.50
31:CA:198:G:C6	31:CA:220:G:C2	2.99	0.50
31:CA:344:A:H5''	31:CA:345:C:OP2	2.12	0.50
31:CA:389:A:H2'	31:CA:390:C:C5'	2.40	0.50
31:CA:857:C:H2'	31:CA:858:G:O4'	2.11	0.50
32:CE:170:GLU:O	32:CE:174:VAL:HG23	2.11	0.50
32:CE:8:LYS:H	32:CE:8:LYS:CD	2.24	0.50
33:CF:95:THR:HG22	33:CF:96:GLY:N	2.26	0.50
34:CG:65:ARG:NH1	34:CG:65:ARG:HG2	2.26	0.50
35:CH:12:LEU:O	35:CH:13:ILE:HD12	2.10	0.50
31:CA:1251:A:H4'	39:CL:12:GLU:OE1	2.11	0.50
43:CP:3:ARG:CD	43:CP:7:VAL:HG13	2.35	0.50
43:CP:97:PRO:HB3	43:CP:101:GLN:NE2	2.26	0.50
46:CS:3:LYS:O	46:CS:21:VAL:HA	2.11	0.50
31:DA:115:G:H1'	31:DA:116:A:N7	2.25	0.50
31:DA:1306:A:N6	31:DA:1331:G:O2'	2.44	0.50
31:DA:144:G:O2'	31:DA:145:G:H5'	2.11	0.50
31:DA:1496:C:H2'	31:DA:1497:G:O4'	2.12	0.50

Continued on next page...

Continued from previous page...

Atom-1	Atom-2	Interatomic distance (Å)	Clash overlap (Å)
31:DA:169:C:H5'	31:DA:169:C:H6	1.77	0.50
31:DA:980:C:H5''	31:DA:981:U:H5	1.74	0.50
53:DD:55:U:C4	53:DD:56:U:C5	2.98	0.50
33:DF:7:PRO:O	33:DF:11:ARG:HB2	2.11	0.50
31:DA:1106:G:H5''	33:DF:172:ARG:HG2	1.93	0.50
33:DF:29:TYR:HD1	44:DQ:36:PHE:CZ	2.29	0.50
28:A6:12:GLU:HB3	28:A6:23:THR:HG22	1.93	0.50
1:AA:1062:G:OP1	1:AA:1062:G:C8	2.64	0.50
1:AA:1534:G:C6	1:AA:1538:G:N2	2.80	0.50
1:AA:2506:U:H1'	52:CB:87:A:O3'	2.11	0.50
1:AA:442:G:C6	1:AA:444:C:N4	2.79	0.50
2:AB:3:C:H2'	2:AB:4:C:H6	1.77	0.50
3:AD:27:THR:CG2	3:AD:83:GLU:HB3	2.42	0.50
6:AG:80:PHE:HA	6:AG:81:LYS:HE2	1.93	0.50
7:AH:149:ARG:HG3	7:AH:162:ILE:O	2.11	0.50
9:AM:35:ARG:HB2	9:AM:42:TRP:CZ3	2.46	0.50
11:AO:71:VAL:HG13	11:AO:72:PRO:N	2.25	0.50
15:AR:99:LEU:HB3	15:AR:101:PHE:CE1	2.46	0.50
20:AU:50:ARG:O	20:AU:53:PRO:HD2	2.11	0.50
21:AV:48:PHE:CE2	21:AV:71:VAL:HG11	2.46	0.50
17:B2:73:SER:CA	17:B2:83:ARG:O	2.60	0.50
1:BA:1668:A:H2	1:BA:1670:C:N3	2.08	0.50
1:BA:2377:A:H2'	1:BA:2378:A:C8	2.46	0.50
1:BA:1863:G:O2'	1:BA:2411:A:O2'	2.25	0.50
1:BA:2713:A:H3'	1:BA:2714:G:H5'	1.94	0.50
1:BA:27:G:N2	1:BA:512:G:O2'	2.43	0.50
1:BA:1709:U:O2'	1:BA:2859:G:H1'	2.11	0.50
1:BA:223:A:O2'	1:BA:420:C:O2	2.29	0.50
1:BA:480:A:H2	1:BA:499:U:O2	1.95	0.50
1:BA:528:A:H8	1:BA:528:A:H3'	1.75	0.50
1:BA:773:U:H4'	3:BD:47:GLY:HA2	1.93	0.50
1:BA:803:U:H2'	1:BA:804:A:H5'	1.94	0.50
1:BA:946:G:H2'	1:BA:947:G:O5'	2.11	0.50
3:BD:7:LYS:NZ	3:BD:7:LYS:HB3	2.26	0.50
6:BG:119:GLY:HA3	6:BG:180:PHE:C	2.31	0.50
7:BH:20:ALA:HB1	7:BH:21:PRO:CD	2.42	0.50
25:BX:6:VAL:HG12	25:BX:56:VAL:HB	1.94	0.50
23:BZ:41:ARG:HG3	23:BZ:43:TYR:CZ	2.44	0.50
1:BA:2213:U:C4'	23:BZ:52:ARG:HH22	2.24	0.50
31:CA:1277:C:H1'	31:CA:1282:C:O2	2.12	0.50
31:CA:142:G:N1	31:CA:143:A:C5	2.80	0.50

Continued on next page...

Continued from previous page...

Atom-1	Atom-2	Interatomic distance (Å)	Clash overlap (Å)
31:CA:66:G:N2	31:CA:172:A:C2	2.79	0.50
31:CA:22:G:C5	31:CA:23:C:C4	2.99	0.50
31:CA:739:C:C4	31:CA:740:U:C5	3.00	0.50
31:CA:811:C:C4'	31:CA:900:A:N6	2.74	0.50
31:CA:90:C:N4	31:CA:91:C:H41	2.09	0.50
53:CD:39:A:H2'	53:CD:40:C:C5'	2.42	0.50
34:CG:25:ARG:C	34:CG:27:TYR:N	2.65	0.50
38:CK:49:GLU:O	38:CK:51:VAL:HG13	2.10	0.50
40:CM:49:VAL:HG12	40:CM:61:GLU:O	2.12	0.50
45:CR:82:ILE:HG22	45:CR:83:GLU:N	2.25	0.50
31:DA:1127:G:N2	31:DA:1145:C:H1'	2.26	0.50
31:DA:1145:C:O2'	31:DA:1146:A:C8	2.60	0.50
31:DA:1312:G:H1	31:DA:1325:C:N4	2.09	0.50
52:DB:19:G:H4'	52:DB:20:U:OP2	2.11	0.50
37:DJ:65:ALA:O	37:DJ:69:VAL:HG23	2.10	0.50
22:A3:25:ARG:HD3	22:A3:29:GLN:NE2	2.26	0.50
27:A5:45:VAL:O	27:A5:45:VAL:HG12	2.11	0.50
1:AA:1085:A:OP2	1:AA:1085:A:H3'	2.11	0.50
1:AA:1410:G:H2'	1:AA:1411:C:C6	2.46	0.50
1:AA:1858:G:H1'	1:AA:1884:A:N6	2.26	0.50
1:AA:1878:G:H2'	1:AA:1879:C:C6	2.46	0.50
1:AA:2011:U:H2'	1:AA:2012:G:H5'	1.93	0.50
1:AA:2019:A:H62	27:A5:9:LYS:NZ	2.10	0.50
1:AA:2050:C:H2'	1:AA:2051:A:C8	2.46	0.50
1:AA:2105:C:O2'	1:AA:2106:G:H5'	2.12	0.50
1:AA:2115:G:H2'	1:AA:2116:G:C8	2.43	0.50
1:AA:2124:G:C6	1:AA:2125:G:C4	3.00	0.50
1:AA:1662:C:H1'	1:AA:2687:U:H5''	1.94	0.50
1:AA:2850:A:C2	1:AA:2851:A:C4	3.00	0.50
1:AA:508:G:O6	18:AS:9:TYR:CD2	2.64	0.50
1:AA:528:A:O2'	1:AA:529:A:H5''	2.11	0.50
1:AA:663:G:H2'	1:AA:664:C:O4'	2.12	0.50
1:AA:962:G:O2'	1:AA:963:U:H5'	2.10	0.50
1:AA:998:C:H2'	1:AA:999:U:O5'	2.12	0.50
2:AB:71:C:C2	2:AB:72:G:C8	2.99	0.50
4:AE:134:ILE:C	4:AE:134:ILE:HD12	2.31	0.50
4:AE:93:VAL:HG21	4:AE:180:ASN:HA	1.93	0.50
4:AE:37:ARG:H	4:AE:37:ARG:NE	2.08	0.50
4:AE:51:PHE:O	4:AE:74:PRO:HB3	2.11	0.50
8:AK:144:VAL:HG13	8:AK:145:VAL:HG22	1.93	0.50
9:AM:134:ARG:O	9:AM:136:GLU:N	2.45	0.50

Continued on next page...

Continued from previous page...

Atom-1	Atom-2	Interatomic distance (Å)	Clash overlap (Å)
11:AO:96:THR:C	11:AO:98:GLU:H	2.14	0.50
12:AP:58:PHE:O	12:AP:59:ARG:C	2.50	0.50
18:AS:22:ASP:HA	18:AS:25:ARG:HH12	1.76	0.50
1:BA:2820:A:C6	13:B0:4:LEU:HD11	2.47	0.50
1:BA:1142(A):A:N7	1:BA:1144:G:C5	2.79	0.50
1:BA:1210:A:H5'	1:BA:1212:G:O4'	2.11	0.50
1:BA:1291:C:H2'	1:BA:1292:U:C6	2.47	0.50
1:BA:1614:A:H61	18:BS:88:ARG:H	1.59	0.50
1:BA:2114:A:N1	1:BA:2170:A:N6	2.48	0.50
1:BA:2211:G:C4'	1:BA:2212:A:OP2	2.59	0.50
1:BA:945:A:N7	1:BA:2448:A:N1	2.59	0.50
1:BA:2450:A:C2	1:BA:2451:A:C4	2.99	0.50
1:BA:2500:U:H5''	1:BA:2501:C:OP2	2.11	0.50
1:BA:2748:A:H62	1:BA:2754:U:H3	1.59	0.50
1:BA:764:A:H5'	3:BD:210:GLY:CA	2.41	0.50
1:BA:892:G:N7	1:BA:893:C:C4	2.80	0.50
3:BD:96:HIS:ND1	3:BD:102:LYS:HD3	2.26	0.50
1:BA:616:A:C8	5:BF:176:LEU:HD11	2.46	0.50
5:BF:25:PRO:CG	5:BF:26:ALA:N	2.75	0.50
6:BG:72:ARG:HD2	6:BG:85:GLY:O	2.11	0.50
8:BK:101:LEU:HB2	8:BK:105:HIS:HB2	1.94	0.50
8:BK:11:ASN:O	8:BK:12:LEU:HD12	2.11	0.50
9:BM:35:ARG:HB3	9:BM:42:TRP:CZ3	2.47	0.50
11:BO:120:ALA:CB	11:BO:138:LEU:HB3	2.40	0.50
1:BA:2404:C:O3'	11:BO:77:ARG:NH2	2.45	0.50
12:BP:33:GLY:HA2	12:BP:105:GLU:HA	1.92	0.50
21:BV:115:GLY:H	21:BV:177:PRO:CG	2.25	0.50
24:BW:22:GLU:O	24:BW:26:ARG:HG3	2.12	0.50
31:CA:1009:G:C2	31:CA:1010:G:C8	2.99	0.50
31:CA:1138:G:N1	31:CA:1140:C:C2	2.79	0.50
31:CA:926:G:C6	31:CA:1505:G:C5	2.99	0.50
52:CB:2:C:H2'	52:CB:3:C:C6	2.46	0.50
53:CD:71:G:O2'	53:CD:72:C:H5'	2.10	0.50
32:CE:162:ILE:O	32:CE:185:ILE:HG23	2.11	0.50
32:CE:17:PHE:CD2	32:CE:44:LEU:HD11	2.47	0.50
35:CH:63:ARG:HA	35:CH:66:MET:HE2	1.94	0.50
41:CN:15:ALA:CB	41:CN:78:GLN:HE21	2.24	0.50
41:CN:41:THR:HG21	41:CN:71:LYS:HB2	1.93	0.50
45:CR:56:LEU:HD12	45:CR:56:LEU:C	2.32	0.50
31:DA:1060:C:O2'	31:DA:1061:G:H5'	2.11	0.50
31:DA:1053:G:O6	31:DA:1199:U:H2'	2.12	0.50

Continued on next page...

Continued from previous page...

Atom-1	Atom-2	Interatomic distance (Å)	Clash overlap (Å)
31:DA:1205:U:H3'	31:DA:1205:U:H6	1.76	0.50
31:DA:1328:C:O2'	43:DP:29:ARG:NE	2.40	0.50
31:DA:1435:G:H2'	31:DA:1436:U:H6	1.74	0.50
31:DA:457:C:H2'	31:DA:458:C:H6	1.77	0.50
31:DA:593:G:C2	31:DA:647:C:O2	2.65	0.50
53:DD:50:G:N2	53:DD:67:C:O2	2.45	0.50
33:DF:16:ARG:CZ	33:DF:16:ARG:HB2	2.40	0.50
34:DG:127:THR:HB	34:DG:131:ARG:O	2.10	0.50
39:DL:9:ARG:HA	39:DL:13:ALA:O	2.11	0.50
42:DO:28:LYS:O	42:DO:29:GLY:C	2.49	0.50
39:DL:111:ARG:HD2	44:DQ:61:TRP:OXT	2.11	0.50
49:DV:28:LYS:CE	49:DV:29:ARG:H	2.24	0.50
26:B4:59:PHE:CE1	49:DV:68:GLY:HA3	2.44	0.50
27:A5:40:LYS:CG	27:A5:47:PRO:HD2	2.36	0.50
1:AA:1101:U:O2'	1:AA:1102:C:H5'	2.12	0.50
1:AA:1387:C:C2	1:AA:1388:G:C8	3.00	0.50
1:AA:734:A:O2'	1:AA:1635:G:H5'	2.11	0.50
1:AA:1735:C:C2'	1:AA:1741:C:H5'	2.41	0.50
1:AA:2124:G:H1	1:AA:2174:C:H42	1.59	0.50
1:AA:494:G:O2'	1:AA:495:G:H5'	2.11	0.50
1:AA:552:G:C6	1:AA:553:U:C4	3.00	0.50
1:AA:701:G:N2	1:AA:732:C:C2	2.79	0.50
1:AA:729:G:O2'	1:AA:763:G:H4'	2.11	0.50
3:AD:31:LYS:HZ2	3:AD:33:LEU:HB3	1.76	0.50
4:AE:181:LEU:HD21	15:AR:7:ILE:HG23	1.93	0.50
4:AE:27:LEU:O	4:AE:27:LEU:HD23	2.12	0.50
8:AK:140:LEU:HD23	8:AK:140:LEU:H	1.75	0.50
9:AM:96:GLU:H	9:AM:98:VAL:HG12	1.75	0.50
12:AP:34:LEU:HD11	12:AP:129:THR:CB	2.39	0.50
15:AR:74:ARG:HD3	15:AR:76:PHE:HZ	1.77	0.50
17:B2:75:PHE:CD1	17:B2:75:PHE:C	2.84	0.50
1:BA:12:U:C2'	1:BA:12:U:O2	2.58	0.50
1:BA:1504:C:O2'	1:BA:1505:C:H5'	2.11	0.50
1:BA:1805:U:O2	3:BD:50:THR:HB	2.11	0.50
1:BA:2809:A:N6	1:BA:2891:G:H2'	2.26	0.50
1:BA:405:U:H2'	1:BA:405:U:O2	2.10	0.50
1:BA:468:G:N7	29:B7:39:ARG:NH2	2.52	0.50
1:BA:627:A:N7	11:BO:84:ASN:ND2	2.59	0.50
1:BA:886:C:C2	1:BA:890:A:N1	2.80	0.50
2:BB:79:C:H2'	2:BB:80:U:O4'	2.11	0.50
1:BA:1491:G:H5'	3:BD:99:ASP:OD2	2.12	0.50

Continued on next page...

Continued from previous page...

Atom-1	Atom-2	Interatomic distance (Å)	Clash overlap (Å)
4:BE:98:PRO:HD3	4:BE:175:VAL:HG13	1.93	0.50
11:BO:79:ARG:HB3	11:BO:110:TYR:HD1	1.76	0.50
11:BO:65:ARG:O	11:BO:66:GLY:O	2.30	0.50
12:BP:54:MET:O	12:BP:56:ARG:N	2.45	0.50
31:CA:1164:G:C5	31:CA:1165:C:C5	3.00	0.50
31:CA:109:A:H2'	31:CA:326:G:N2	2.26	0.50
31:CA:413:G:H2'	31:CA:428:G:N2	2.27	0.50
31:CA:50:A:H4'	31:CA:51:A:O5'	2.12	0.50
31:CA:687:A:H1'	31:CA:688:G:OP2	2.11	0.50
31:CA:8:A:H4'	31:CA:9:G:OP1	2.11	0.50
33:CF:81:GLY:HA2	33:CF:84:ILE:HG22	1.92	0.50
34:CG:154:ASN:OD1	34:CG:154:ASN:N	2.45	0.50
35:CH:84:PHE:HB3	35:CH:134:ALA:HB2	1.93	0.50
38:CK:27:PRO:HG3	38:CK:58:TYR:CE2	2.42	0.50
43:CP:67:GLU:OE2	43:CP:68:GLY:N	2.31	0.50
31:DA:1126:U:C4	31:DA:1281:U:C6	3.00	0.50
31:DA:1126:U:C1'	31:DA:1127:G:OP2	2.60	0.50
31:DA:309:G:H1'	31:DA:608:A:C2	2.47	0.50
53:DC:1:C:C6	53:DC:1:C:H3'	2.45	0.50
53:DC:41:C:H2'	53:DC:42:C:H6	1.77	0.50
53:DD:18:C:O2	53:DD:18:C:C2'	2.59	0.50
53:DD:52:C:O2	53:DD:65:G:N2	2.45	0.50
32:DE:100:GLY:O	32:DE:104:ASN:N	2.41	0.50
34:DG:21:LEU:O	34:DG:113:SER:HB2	2.11	0.50
34:DG:161:ASN:O	34:DG:165:MET:HG2	2.11	0.50
42:DO:40:VAL:HG21	42:DO:78:GLN:CA	2.41	0.50
43:DP:48:LEU:O	43:DP:48:LEU:HD23	2.11	0.50
45:DR:70:LEU:HG	45:DR:78:TYR:HB2	1.92	0.50
17:A2:44:LYS:HD2	17:A2:45:THR:N	2.25	0.50
17:A2:4:ILE:HB	17:A2:40:LEU:HB2	1.94	0.50
1:AA:1026:U:C1'	1:AA:1027:A:O5'	2.46	0.50
1:AA:2199:A:H5'	23:AZ:50:ARG:NH2	2.22	0.50
1:AA:270(G):C:C2	1:AA:270(H):C:C6	3.00	0.50
1:AA:456:C:H5	19:AT:69:TYR:HH	1.57	0.50
1:AA:572:A:H5''	1:AA:573:G:OP2	2.11	0.50
1:AA:881:G:H3'	1:AA:882:G:H4'	1.90	0.50
2:AB:37:C:C3'	2:AB:38:C:H5'	2.40	0.50
3:AD:166:GLN:CA	3:AD:166:GLN:NE2	2.71	0.50
5:AF:54:ARG:NH2	5:AF:80:ALA:HB2	2.27	0.50
12:AP:18:LYS:O	12:AP:19:GLY:O	2.30	0.50
27:B5:40:LYS:HE3	27:B5:46:CYS:HB2	1.91	0.50

Continued on next page...

Continued from previous page...

Atom-1	Atom-2	Interatomic distance (Å)	Clash overlap (Å)
1:BA:1057:A:N1	1:BA:1081:U:C4	2.79	0.50
1:BA:1138:G:H5'	1:BA:1139:G:OP2	2.12	0.50
1:BA:1716:U:H2'	1:BA:1717:G:H8	1.75	0.50
1:BA:1945:G:H2'	1:BA:1946:U:H6	1.76	0.50
1:BA:2262:U:O2'	1:BA:2263:C:H5'	2.11	0.50
1:BA:2500:U:H2'	1:BA:2504:U:H5	1.77	0.50
1:BA:2748:A:N7	1:BA:2754:U:C4	2.78	0.50
1:BA:2740:A:N6	1:BA:2764:A:C8	2.80	0.50
1:BA:2804:C:O2'	1:BA:2805:G:H5'	2.12	0.50
1:BA:33:U:H4'	1:BA:34:C:OP1	2.11	0.50
1:BA:581:C:H2'	1:BA:582:G:H8	1.77	0.50
3:BD:127:VAL:HA	3:BD:193:VAL:HG23	1.94	0.50
3:BD:133:LEU:HD13	3:BD:173:VAL:CG2	2.42	0.50
3:BD:52:ARG:HB2	3:BD:53:PHE:CD2	2.46	0.50
4:BE:76:ARG:HG2	4:BE:195:LEU:HD13	1.94	0.50
7:BH:125:VAL:HG13	7:BH:126:PRO:HD2	1.94	0.50
7:BH:35:VAL:HG11	7:BH:71:LEU:HG	1.94	0.50
24:BW:29:LYS:HG2	24:BW:57:ILE:HD13	1.94	0.50
31:CA:1126:U:H5	31:CA:1127:G:N3	2.10	0.50
31:CA:1206:G:C6	31:CA:1207:G:C5	2.99	0.50
31:CA:976:G:H5'	31:CA:1358:U:O2'	2.12	0.50
31:CA:1399:C:C2	31:CA:1401:G:C5	3.00	0.50
53:CC:19:G:H4'	53:CC:20:G:OP1	2.12	0.50
53:CD:50:G:N2	53:CD:67:C:H1'	2.27	0.50
33:CF:34:LEU:HD22	33:CF:38:ARG:HH11	1.77	0.50
33:CF:50:ALA:O	33:CF:70:VAL:HG13	2.12	0.50
40:CM:35:SER:OG	40:CM:73:ASP:HB2	2.12	0.50
41:CN:91:ARG:CG	41:CN:91:ARG:NH1	2.71	0.50
43:CP:3:ARG:HH11	43:CP:7:VAL:HG22	1.75	0.50
50:CW:92:LEU:O	50:CW:96:GLY:HA3	2.11	0.50
31:DA:1015:A:N6	31:DA:1016:A:C6	2.80	0.50
31:DA:1216:G:O2'	31:DA:1217:C:H5'	2.11	0.50
31:DA:1238:A:H62	31:DA:1301:U:H3	1.59	0.50
31:DA:976:G:H22	31:DA:1362:C:H2'	1.76	0.50
31:DA:424:G:H2'	31:DA:425:G:C8	2.47	0.50
39:DL:5:TYR:CG	39:DL:6:GLY:N	2.80	0.50
45:DR:79:ARG:O	45:DR:82:ILE:HD13	2.12	0.50
46:DS:21:VAL:HG22	46:DS:33:ILE:CG1	2.41	0.50
1:AA:1593:G:H2'	1:AA:1594:G:H8	1.75	0.50
1:AA:2228:G:OP1	3:AD:261:LYS:NZ	2.35	0.50
1:AA:2404:C:O3'	11:AO:77:ARG:NH2	2.43	0.50

Continued on next page...

Continued from previous page...

Atom-1	Atom-2	Interatomic distance (Å)	Clash overlap (Å)
1:AA:623:G:H2'	1:AA:624:C:C6	2.47	0.50
1:AA:922:U:H2'	1:AA:923:C:C6	2.46	0.50
6:AG:55:LYS:O	6:AG:58:GLN:HB3	2.12	0.50
8:AK:93:THR:OG1	8:AK:96:ASP:OD2	2.29	0.50
9:AM:24:GLY:HA2	9:AM:27:ALA:HB3	1.93	0.50
1:AA:1012:U:O4	9:AM:25:ARG:HA	2.12	0.50
10:AN:88:ASN:C	10:AN:88:ASN:OD1	2.49	0.50
24:AW:32:LEU:HD22	24:AW:36:ARG:NH1	2.26	0.50
1:AA:988:A:C6	25:AX:13:ILE:HG21	2.46	0.50
26:B4:26:SER:OG	26:B4:27:THR:N	2.44	0.50
1:BA:1735:C:C2'	1:BA:1741:C:H5'	2.41	0.50
1:BA:1839:G:H2'	1:BA:1839:G:N3	2.26	0.50
1:BA:186:G:H2'	1:BA:187:G:H8	1.77	0.50
1:BA:864:G:O6	1:BA:865:C:N4	2.44	0.50
1:BA:867:C:C5	1:BA:868:U:C5	3.00	0.50
1:BA:979:G:H3'	1:BA:980:A:C5'	2.41	0.50
3:BD:12:SER:O	3:BD:16:MET:HB2	2.12	0.50
1:BA:1568:G:P	3:BD:63:ARG:HH22	2.34	0.50
4:BE:89:ASP:OD1	4:BE:89:ASP:N	2.45	0.50
6:BG:4:ASP:OD2	6:BG:9:ARG:NH1	2.39	0.50
12:BP:25:ASP:OD1	12:BP:25:ASP:O	2.30	0.50
12:BP:33:GLY:O	12:BP:132:VAL:N	2.36	0.50
12:BP:78:PRO:O	12:BP:79:LEU:O	2.30	0.50
21:BV:93:ASP:HA	21:BV:130:PRO:HG2	1.92	0.50
24:BW:15:LYS:HA	24:BW:67:LYS:NZ	2.25	0.50
31:CA:1011:G:N2	31:CA:1019:C:O2	2.45	0.50
31:CA:1298:C:H4'	31:CA:1299:A:N9	2.27	0.50
31:CA:1333:A:H2'	31:CA:1334:G:O4'	2.12	0.50
31:CA:14:U:H2'	31:CA:16:A:OP2	2.12	0.50
31:CA:940:C:H2'	31:CA:941:G:H8	1.76	0.50
31:CA:992:U:H3'	31:CA:992:U:OP1	2.12	0.50
52:CB:23:A:HO2'	52:CB:24:C:P	2.30	0.50
35:CH:71:LEU:HD11	35:CH:114:GLY:HA3	1.94	0.50
31:CA:235:C:C5'	47:CT:70:ARG:HG2	2.40	0.50
50:CW:16:HIS:O	50:CW:19:SER:HB2	2.10	0.50
31:DA:1000:A:O2'	31:DA:1001:G:H5'	2.11	0.50
31:DA:1034:G:H2'	31:DA:1035:A:C8	2.47	0.50
31:DA:1365:G:H2'	31:DA:1366:C:O4'	2.11	0.50
31:DA:543:C:C2'	31:DA:544:G:H5'	2.41	0.50
31:DA:991:U:O2	31:DA:993:G:H8	1.94	0.50
52:DB:50:A:C2	52:DB:54:G:C6	3.00	0.50

Continued on next page...

Continued from previous page...

Atom-1	Atom-2	Interatomic distance (Å)	Clash overlap (Å)
32:DE:185:ILE:HG12	32:DE:185:ILE:O	2.10	0.50
31:DA:264:U:O2'	47:DT:63:ARG:HD3	2.11	0.50
16:A1:91:ASP:OD2	16:A1:96:ALA:HB2	2.11	0.50
30:A8:42:ARG:HH11	30:A8:42:ARG:HG2	1.77	0.50
1:AA:1079:C:H3'	1:AA:1080:A:H8	1.77	0.50
1:AA:1416:G:HO2'	1:AA:1417:C:H6	1.60	0.50
1:AA:1535:U:C4	1:AA:1537:C:H1'	2.47	0.50
1:AA:2080:G:H5'	23:AZ:19:GLN:HG2	1.93	0.50
1:AA:2473:U:C3'	1:AA:2474:C:H5''	2.41	0.50
1:AA:2507:C:C2	1:AA:2508:G:C8	2.99	0.50
1:AA:2689:U:P	1:AA:2719:G:H22	2.35	0.50
3:AD:19:ALA:HB3	3:AD:21:PHE:CZ	2.46	0.50
6:AG:82:LEU:O	6:AG:83:ARG:O	2.30	0.50
8:AK:9:LEU:O	8:AK:10:GLU:HB3	2.11	0.50
8:AK:114:LEU:HB3	8:AK:116:LEU:HB3	1.93	0.50
11:AO:106:LEU:O	11:AO:106:LEU:HD22	2.12	0.50
1:AA:389:G:H22	11:AO:72:PRO:HD3	1.76	0.50
10:AN:104:ARG:HD3	15:AR:36:GLU:OE2	2.12	0.50
10:AN:80:ASP:OD2	15:AR:71:GLY:HA3	2.10	0.50
15:AR:94:ALA:O	15:AR:95:ARG:CB	2.59	0.50
1:BA:1044:G:O3'	1:BA:1045:A:H4'	2.12	0.50
1:BA:1065:U:O2	1:BA:1073:A:N1	2.45	0.50
1:BA:1021:A:H62	1:BA:1141:U:H3	1.60	0.50
1:BA:1342:A:C2	1:BA:1397:U:N1	2.80	0.50
1:BA:1401:G:H2'	1:BA:1402:C:H6	1.76	0.50
1:BA:1491:G:O2'	3:BD:101:GLU:HB2	2.12	0.50
1:BA:1686:C:C2'	1:BA:1687:G:H5'	2.42	0.50
1:BA:2116:G:P	1:BA:2165:G:H22	2.33	0.50
1:BA:2329:G:H2'	1:BA:2330:G:C8	2.47	0.50
1:BA:708:C:O2	1:BA:708:C:H2'	2.10	0.50
2:BB:43:C:H4'	6:BG:66:GLN:NE2	2.27	0.50
8:BK:31:LEU:HD21	8:BK:38:LEU:HD11	1.92	0.50
1:BA:661:C:C1'	11:BO:12:ALA:O	2.58	0.50
14:BQ:107:GLU:H	14:BQ:110:LEU:HG	1.77	0.50
15:BR:13:ARG:N	15:BR:13:ARG:HD3	2.21	0.50
18:BS:57:ASN:O	18:BS:61:ASN:HB2	2.12	0.50
25:BX:10:LYS:NZ	25:BX:15:TYR:OH	2.42	0.50
31:CA:1161:C:C2	31:CA:1177:G:N2	2.80	0.50
31:CA:1159:U:N3	31:CA:1182:G:C6	2.79	0.50
31:CA:1239:A:H62	31:CA:1299:A:N6	2.05	0.50
31:CA:1418:A:C2	31:CA:1483:A:C2	3.00	0.50

Continued on next page...

Continued from previous page...

Atom-1	Atom-2	Interatomic distance (Å)	Clash overlap (Å)
31:CA:75:C:H2'	31:CA:76:G:O4'	2.12	0.50
31:CA:804:U:H5''	31:CA:805:C:OP2	2.11	0.50
52:CB:44:G:C6	52:CB:45:U:N3	2.80	0.50
32:CE:165:VAL:CG2	32:CE:166:ASP:N	2.73	0.50
32:CE:174:VAL:HG13	32:CE:184:VAL:HG11	1.93	0.50
32:CE:212:GLN:CD	32:CE:235:SER:HB2	2.32	0.50
32:CE:21:ARG:C	32:CE:23:ARG:H	2.14	0.50
37:CJ:15:ASP:OD2	37:CJ:16:LEU:N	2.44	0.50
47:CT:45:HIS:CE1	47:CT:47:PRO:HG3	2.46	0.50
31:DA:1279:A:H5''	31:DA:1280:A:P	2.52	0.50
31:DA:1382:C:H1'	37:DJ:79:ARG:HH11	1.75	0.50
31:DA:590:C:O2'	31:DA:591:U:H5'	2.12	0.50
52:DB:9:G:H5'	52:DB:11:U:OP2	2.12	0.50
32:DE:8:LYS:HD2	32:DE:11:LEU:HD22	1.94	0.50
35:DH:19:MET:CE	35:DH:24:ARG:HB3	2.41	0.50
37:DJ:122:HIS:O	37:DJ:125:MET:HB2	2.12	0.50
31:DA:1178:G:C5'	39:DL:93:ARG:HH21	2.25	0.50
42:DO:27:LEU:HD23	42:DO:33:ARG:CG	2.39	0.50
42:DO:47:LYS:CB	42:DO:48:PRO:CD	2.90	0.50
47:DT:45:HIS:CD2	47:DT:47:PRO:HD3	2.46	0.50
16:A1:44:ASN:HD21	17:A2:75:PHE:H	1.60	0.50
28:A6:46:HIS:O	28:A6:47:THR:OG1	2.30	0.50
1:AA:1083:U:H6	1:AA:1083:U:H3'	1.76	0.50
1:AA:1141:U:OP2	9:AM:63:THR:HG21	2.12	0.50
1:AA:116:C:H2'	1:AA:117:G:C8	2.47	0.50
1:AA:1179:C:C3'	1:AA:1180:C:H5''	2.42	0.50
1:AA:1513:C:C4	1:AA:1514:U:C5	2.99	0.50
1:AA:1332:G:H21	1:AA:1610:A:H8	1.59	0.50
1:AA:2690:C:H5''	1:AA:2872:G:N2	2.25	0.50
1:AA:2723:C:OP1	13:A0:3:HIS:CD2	2.50	0.50
1:AA:248:G:H5''	1:AA:386:G:N2	2.26	0.50
1:AA:394:A:O2'	1:AA:395:U:H5'	2.12	0.50
1:AA:882:G:H1	1:AA:894:C:N4	2.10	0.50
1:AA:900:A:N3	1:AA:900:A:H2'	2.27	0.50
1:AA:943:U:OP2	11:AO:36:LYS:CG	2.60	0.50
6:AG:70:VAL:CG2	6:AG:87:PRO:HB3	2.41	0.50
7:AH:154:PRO:O	7:AH:155:SER:HB2	2.11	0.50
8:AK:54:GLN:O	8:AK:58:LEU:N	2.44	0.50
8:AK:7:GLU:HG3	8:AK:8:PRO:HD2	1.94	0.50
11:AO:71:VAL:H	11:AO:72:PRO:HD3	1.77	0.50
11:AO:85:LEU:O	11:AO:88:LEU:HD23	2.12	0.50

Continued on next page...

Continued from previous page...

Atom-1	Atom-2	Interatomic distance (Å)	Clash overlap (Å)
11:AO:94:GLU:OE2	11:AO:94:GLU:HA	2.11	0.50
12:AP:77:LYS:HD3	12:AP:81:VAL:HG21	1.94	0.50
15:AR:41:ARG:NH1	15:AR:43:GLN:HB2	2.27	0.50
18:AS:86:LEU:HD12	18:AS:87:PRO:HD2	1.93	0.50
16:B1:14:HIS:CE1	16:B1:32:PHE:CD1	3.00	0.50
16:B1:90:VAL:O	16:B1:92:ARG:HB3	2.12	0.50
17:B2:79:VAL:O	17:B2:80:GLN:O	2.30	0.50
1:BA:1300:U:H5''	1:BA:1301:A:H5''	1.93	0.50
1:BA:1419:A:N6	1:BA:1421:G:C2	2.80	0.50
1:BA:1899:G:C2'	1:BA:1900:A:OP2	2.59	0.50
1:BA:2335:A:O2'	1:BA:2336:A:P	2.70	0.50
1:BA:545:G:N2	1:BA:548:A:H62	2.01	0.50
1:BA:563:G:C6	1:BA:564:C:C4	3.00	0.50
1:BA:756:C:C2'	1:BA:757:U:H5'	2.42	0.50
1:BA:777:A:C2'	1:BA:778:G:H5'	2.42	0.50
1:BA:90:U:O2	1:BA:90:U:C2'	2.59	0.50
2:BB:28:C:OP1	14:BQ:36:TYR:OH	2.27	0.50
7:BH:26:VAL:HG13	7:BH:27:LYS:N	2.26	0.50
7:BH:41:MET:O	7:BH:42:ARG:HB3	2.12	0.50
7:BH:9:ILE:HG22	7:BH:51:ARG:HA	1.94	0.50
11:BO:50:ARG:HG3	30:B8:59:LYS:CD	2.35	0.50
12:BP:21:THR:HG23	12:BP:21:THR:O	2.09	0.50
12:BP:19:GLY:CA	12:BP:98:LYS:NZ	2.75	0.50
31:CA:1091:U:O2	31:CA:1093:A:H8	1.95	0.50
31:CA:1157:A:H1'	31:CA:1158:C:N3	2.27	0.50
31:CA:328:C:H4'	31:CA:329:A:H5'	1.94	0.50
31:CA:411:A:H62	31:CA:413:G:N2	2.05	0.50
31:CA:458:C:H2'	31:CA:464:G:C8	2.47	0.50
31:CA:652:U:H1'	31:CA:653:A:H2	1.74	0.50
31:CA:679:C:H2'	31:CA:680:C:C6	2.47	0.50
37:CJ:69:VAL:O	37:CJ:69:VAL:CG1	2.60	0.50
31:DA:1286:A:H2'	31:DA:1287:A:O5'	2.12	0.50
31:DA:186(E):C:C2	31:DA:191(C):G:N2	2.80	0.50
31:DA:316:G:C2	31:DA:338:A:C2	3.00	0.50
31:DA:947:G:H2'	31:DA:948:C:C6	2.47	0.50
53:DD:6:G:H1	53:DD:68:C:H42	1.60	0.50
33:DF:188:LEU:HD12	33:DF:195:VAL:HG11	1.94	0.50
36:DI:35:ALA:CB	36:DI:67:MET:HB3	2.42	0.50
42:DO:8:ASN:HD22	47:DT:34:LYS:NZ	2.09	0.50
43:DP:32:GLU:O	43:DP:35:GLU:HB3	2.12	0.50
31:DA:265:G:H5'	47:DT:64:PRO:O	2.12	0.50

Continued on next page...

Continued from previous page...

Atom-1	Atom-2	Interatomic distance (Å)	Clash overlap (Å)
17:A2:34:GLU:O	17:A2:34:GLU:HG3	2.12	0.49
26:A4:13:ARG:HB2	26:A4:30:GLU:HA	1.94	0.49
1:AA:1218:C:H42	1:AA:1231:G:H1	1.59	0.49
1:AA:1931:U:O2	1:AA:1931:U:O4'	2.27	0.49
1:AA:2014:A:HO2'	27:A5:2:ALA:HB2	1.77	0.49
1:AA:2166:G:C2'	1:AA:2167:U:OP1	2.60	0.49
1:AA:2248:C:C2'	1:AA:2249:U:H5'	2.42	0.49
1:AA:2275:C:H5'	1:AA:2275:C:C6	2.46	0.49
1:AA:239:U:H2'	1:AA:240:G:O4'	2.12	0.49
1:AA:2537:U:H2'	1:AA:2538:C:H6	1.73	0.49
1:AA:783:A:C2'	1:AA:785:G:OP1	2.60	0.49
1:AA:863:A:H2'	1:AA:864:G:H8	1.77	0.49
4:AE:51:PHE:O	4:AE:52:LEU:C	2.50	0.49
5:AF:152:GLU:HB2	5:AF:190:GLU:HB2	1.93	0.49
8:AK:110:ASP:HB3	8:AK:112:LYS:O	2.12	0.49
9:AM:18:ALA:HA	9:AM:21:LYS:HG3	1.94	0.49
1:AA:598:G:H1'	11:AO:12:ALA:CB	2.41	0.49
20:AU:42:VAL:CB	20:AU:67:LEU:HD11	2.42	0.49
22:B3:38:VAL:CG1	22:B3:40:GLN:HG2	2.36	0.49
30:B8:48:PHE:N	30:B8:48:PHE:CD1	2.80	0.49
1:BA:1113:U:H2'	1:BA:1114:G:C8	2.47	0.49
1:BA:1171:G:O2'	1:BA:1173:G:O5'	2.28	0.49
1:BA:1341:U:O4	19:BT:16:LYS:NZ	2.45	0.49
1:BA:1359:A:N7	1:BA:1372:U:O4	2.45	0.49
1:BA:1416:G:H2'	1:BA:1417:C:C5	2.47	0.49
1:BA:1419:A:N6	1:BA:1421:G:N3	2.60	0.49
1:BA:1458:C:H4'	1:BA:1459:G:O5'	2.12	0.49
1:BA:1833:U:H2'	1:BA:1834:U:H6	1.77	0.49
1:BA:2648:C:H2'	1:BA:2649:U:C6	2.47	0.49
1:BA:2689:U:H5''	1:BA:2690:C:H5'	1.94	0.49
1:BA:686:G:N2	1:BA:788:A:H61	2.09	0.49
2:BB:70:C:H42	2:BB:106:G:H1	1.59	0.49
3:BD:25:THR:C	3:BD:27:THR:N	2.57	0.49
1:BA:1353:A:H4'	3:BD:38:LYS:HE3	1.94	0.49
5:BF:24:LEU:HD12	5:BF:25:PRO:CD	2.34	0.49
7:BH:136:ILE:O	7:BH:137:ASP:HB2	2.11	0.49
12:BP:34:LEU:CB	12:BP:118:LEU:HD22	2.41	0.49
31:CA:1106:G:C5	31:CA:1107:C:C5	3.00	0.49
31:CA:1288:A:O2'	31:CA:1289:A:H5'	2.11	0.49
31:CA:1401:G:C2	31:CA:1402:C:H1'	2.47	0.49
31:CA:1406:U:C2'	31:CA:1407:C:H5'	2.42	0.49

Continued on next page...

Continued from previous page...

Atom-1	Atom-2	Interatomic distance (Å)	Clash overlap (Å)
32:CE:8:LYS:HE3	32:CE:11:LEU:CB	2.27	0.49
37:CJ:74:GLU:HG2	37:CJ:91:VAL:HG22	1.94	0.49
42:CO:44:LYS:CG	42:CO:44:LYS:O	2.57	0.49
43:CP:84:ILE:HG12	49:CV:66:MET:HG2	1.91	0.49
48:CU:32:ARG:NH1	48:CU:65:ILE:HD12	2.27	0.49
31:DA:1162:C:C2	31:DA:1175:G:C2	2.99	0.49
31:DA:978:A:O2'	31:DA:1322:C:C4	2.65	0.49
31:DA:1442:G:N7	31:DA:1446:A:N1	2.59	0.49
31:DA:328:C:O2	31:DA:328:C:C2'	2.48	0.49
31:DA:402:G:C6	31:DA:403:C:C4	3.00	0.49
31:DA:596:C:O2	31:DA:596:C:C2'	2.60	0.49
31:DA:652:U:C5	31:DA:752:G:N3	2.80	0.49
32:DE:21:ARG:HB3	32:DE:39:ILE:HA	1.92	0.49
34:DG:185:PHE:CE2	34:DG:187:ARG:O	2.65	0.49
34:DG:191:ARG:NH1	34:DG:200:GLU:OE1	2.45	0.49
42:DO:27:LEU:O	42:DO:28:LYS:C	2.51	0.49
31:DA:581:G:OP1	45:DR:61:GLY:HA3	2.12	0.49
1:AA:988:A:H4'	1:AA:1155:A:N1	2.28	0.49
1:AA:1173:G:H4'	1:AA:1174:A:N1	2.27	0.49
1:AA:1535:U:OP2	1:AA:1537:C:N4	2.45	0.49
1:AA:1578:U:H2'	1:AA:1579:A:H5'	1.94	0.49
1:AA:1735:C:O2'	1:AA:1741:C:H5'	2.13	0.49
1:AA:1889:A:H2'	1:AA:1890:A:O4'	2.13	0.49
1:AA:2127:G:H5'	1:AA:2128:C:OP2	2.11	0.49
1:AA:2488:A:O2'	1:AA:2489:G:H5'	2.12	0.49
1:AA:861:A:C2	1:AA:917:A:C5	3.01	0.49
2:AB:94:C:H2'	2:AB:95:U:H6	1.76	0.49
3:AD:244:ARG:HB2	3:AD:245:PRO:CD	2.42	0.49
3:AD:31:LYS:HE3	3:AD:102:LYS:HD3	1.94	0.49
4:AE:81:ILE:HG22	4:AE:84:PHE:HB2	1.93	0.49
6:AG:76:SER:OG	6:AG:83:ARG:HA	2.12	0.49
6:AG:91:ARG:HD2	6:AG:91:ARG:C	2.32	0.49
7:AH:105:LEU:N	7:AH:105:LEU:HD23	2.27	0.49
8:AK:140:LEU:HD23	8:AK:140:LEU:N	2.27	0.49
9:AM:120:LEU:HD22	9:AM:120:LEU:C	2.32	0.49
12:AP:4:PRO:HG3	12:AP:71:ASP:HA	1.95	0.49
12:AP:89:ASN:O	12:AP:90:VAL:O	2.30	0.49
15:AR:107:ASP:OD1	15:AR:107:ASP:N	2.45	0.49
15:AR:89:VAL:O	15:AR:89:VAL:HG23	2.12	0.49
23:AZ:87:PRO:O	23:AZ:91:LYS:N	2.43	0.49
16:B1:98:LEU:C	16:B1:100:VAL:N	2.63	0.49

Continued on next page...

Continued from previous page...

Atom-1	Atom-2	Interatomic distance (Å)	Clash overlap (Å)
17:B2:76:LYS:CB	17:B2:80:GLN:CG	2.90	0.49
27:B5:4:HIS:O	27:B5:5:PRO:O	2.30	0.49
1:BA:154:G:H3'	1:BA:155:C:H6	1.77	0.49
1:BA:1651:G:OP1	13:B0:40:LYS:HE2	2.11	0.49
1:BA:2067:G:O2'	1:BA:2069:G:H5''	2.13	0.49
1:BA:2211:G:H3'	1:BA:2212:A:C2	2.47	0.49
1:BA:270(L):U:O2	8:BK:50:ARG:HD2	2.12	0.49
2:BB:4:C:H2'	2:BB:5:C:O4'	2.12	0.49
4:BE:120:TRP:O	4:BE:121:ASN:HB2	2.12	0.49
4:BE:128:SER:O	4:BE:129:HIS:HB2	2.11	0.49
4:BE:203:LYS:O	4:BE:204:ALA:CB	2.59	0.49
5:BF:140:LEU:HD22	5:BF:170:LEU:HD21	1.94	0.49
8:BK:76:THR:HA	8:BK:105:HIS:HE1	1.76	0.49
8:BK:7:GLU:CA	8:BK:15:VAL:HG22	2.35	0.49
19:BT:51:VAL:HG12	19:BT:51:VAL:O	2.11	0.49
20:BU:87:LYS:O	20:BU:88:LYS:HD3	2.12	0.49
24:BW:25:VAL:HG12	24:BW:60:LEU:HD23	1.95	0.49
25:BX:13:ILE:N	25:BX:13:ILE:HD12	2.27	0.49
1:BA:2090:G:N2	23:BZ:47:GLN:HE22	2.09	0.49
31:CA:1530:G:H2'	31:CA:1531:A:C8	2.47	0.49
31:CA:269:C:H2'	31:CA:270:A:C8	2.47	0.49
31:CA:376:G:O3'	46:CS:5:ARG:NH1	2.45	0.49
31:CA:445:G:H1	31:CA:489:C:H42	1.60	0.49
53:CC:2:G:H2'	53:CC:3:C:C6	2.46	0.49
32:CE:187:LEU:HD23	32:CE:201:ILE:O	2.12	0.49
34:CG:141:ARG:HB3	34:CG:142:PRO:HD2	1.94	0.49
40:CM:80:LYS:HZ2	40:CM:80:LYS:HA	1.76	0.49
42:CO:15:VAL:HG23	42:CO:16:ARG:N	2.22	0.49
50:CW:100:ILE:HG13	50:CW:102:GLY:N	2.15	0.49
31:DA:999:U:H2'	31:DA:1000:A:C8	2.47	0.49
31:DA:1068:G:N3	31:DA:1191:A:C2	2.80	0.49
31:DA:1244:C:H2'	31:DA:1245:A:C8	2.47	0.49
31:DA:1442:G:N7	31:DA:1446:A:C2	2.80	0.49
31:DA:1478:C:H2'	31:DA:1479:C:C6	2.47	0.49
31:DA:407:G:H1	31:DA:435:C:H42	1.60	0.49
31:DA:501:C:H2'	31:DA:502:G:C8	2.47	0.49
31:DA:838:G:H2'	31:DA:841:U:H5'	1.93	0.49
31:DA:1080:A:H5'	35:DH:14:ARG:NH2	2.26	0.49
41:DN:103:LEU:HD22	41:DN:103:LEU:N	2.26	0.49
31:DA:189:U:C4	47:DT:72:ARG:CZ	2.95	0.49
13:A0:41:ALA:O	13:A0:44:LEU:N	2.45	0.49

Continued on next page...

Continued from previous page...

Atom-1	Atom-2	Interatomic distance (Å)	Clash overlap (Å)
13:A0:74:LYS:O	13:A0:76:VAL:N	2.44	0.49
22:A3:36:ILE:HD12	22:A3:37:LEU:N	2.27	0.49
27:A5:3:LYS:C	27:A5:4:HIS:O	2.47	0.49
1:AA:1042:G:N2	1:AA:1113:U:O2	2.35	0.49
1:AA:1141:U:P	9:AM:63:THR:HG21	2.52	0.49
1:AA:1382:G:O2'	1:AA:1383:C:H5'	2.13	0.49
1:AA:1705:G:C2'	1:AA:1706:U:H5'	2.42	0.49
1:AA:2168:G:C2	1:AA:2170:A:OP2	2.65	0.49
1:AA:2246:G:H2'	1:AA:2247:A:H8	1.76	0.49
1:AA:2472:G:H22	1:AA:2477:C:C5'	2.25	0.49
1:AA:2760:C:O2'	1:AA:2761:G:H5'	2.12	0.49
1:AA:354:G:O2'	1:AA:355:G:H5'	2.12	0.49
3:AD:65:ILE:HD12	3:AD:66:ASP:N	2.28	0.49
5:AF:174:VAL:CG1	5:AF:189:THR:HG21	2.42	0.49
7:AH:153:LYS:HA	7:AH:153:LYS:HZ2	1.76	0.49
9:AM:9:VAL:HG21	9:AM:39:ARG:HH12	1.76	0.49
1:AA:2562:U:H1'	10:AN:23:ARG:HH11	1.76	0.49
13:A0:103:ARG:HH11	18:AS:40:ASN:HD22	1.60	0.49
21:AV:60:GLU:O	21:AV:61:LEU:HD23	2.12	0.49
24:AW:37:PHE:HA	24:AW:40:SER:HB3	1.93	0.49
1:BA:1543:A:OP1	1:BA:1543:A:O4'	2.30	0.49
1:BA:1668:A:C8	1:BA:1674:G:C6	3.00	0.49
1:BA:1763:G:OP1	1:BA:1763:G:O4'	2.30	0.49
1:BA:1956:U:C2'	1:BA:1957:C:H5'	2.42	0.49
1:BA:2341:G:H2'	1:BA:2342:C:C6	2.48	0.49
1:BA:2523:G:H5'	1:BA:2523:G:C8	2.38	0.49
1:BA:2625:G:H2'	1:BA:2626:C:C6	2.47	0.49
1:BA:2686:G:C2	1:BA:2724:C:O2	2.65	0.49
1:BA:2818:G:O2'	1:BA:2819:G:H5'	2.11	0.49
1:BA:760:G:H2'	1:BA:761:A:O4'	2.11	0.49
3:BD:108:PRO:HB3	3:BD:143:HIS:CE1	2.45	0.49
3:BD:36:PRO:HA	3:BD:62:TYR:O	2.11	0.49
7:BH:10:PRO:HG2	7:BH:50:VAL:HG13	1.94	0.49
11:BO:106:LEU:O	11:BO:107:LYS:O	2.30	0.49
11:BO:46:LYS:O	11:BO:47:ASP:O	2.30	0.49
1:BA:2393:A:H4'	11:BO:62:LEU:N	2.27	0.49
14:BQ:27:SER:CA	14:BQ:88:ASP:CB	2.61	0.49
20:BU:95:LYS:HB2	20:BU:100:ALA:HA	1.94	0.49
31:CA:1394:A:C5	31:CA:1501:C:H4'	2.47	0.49
31:CA:450:G:N7	31:CA:481:G:C6	2.81	0.49
31:CA:501:C:H1'	31:CA:549:C:H1'	1.94	0.49

Continued on next page...

Continued from previous page...

Atom-1	Atom-2	Interatomic distance (Å)	Clash overlap (Å)
31:CA:918:A:H2'	31:CA:919:A:C8	2.47	0.49
32:CE:44:LEU:HA	32:CE:47:THR:OG1	2.12	0.49
32:CE:80:ILE:O	32:CE:80:ILE:HG22	2.13	0.49
34:CG:4:TYR:CZ	34:CG:5:ILE:O	2.65	0.49
39:CL:111:ARG:O	39:CL:113:LYS:HD2	2.11	0.49
43:CP:78:ILE:HG22	43:CP:82:MET:HE2	1.93	0.49
47:CT:100:LYS:O	47:CT:101:ARG:HB2	2.12	0.49
31:DA:1148:U:H2'	31:DA:1149:C:O4'	2.12	0.49
31:DA:1256:A:N6	31:DA:1277:C:H3'	2.26	0.49
31:DA:1285:A:C1'	31:DA:1286:A:OP2	2.58	0.49
31:DA:1330:U:O4	31:DA:1331:G:C2	2.66	0.49
31:DA:376:G:O3'	46:DS:5:ARG:NE	2.46	0.49
52:DB:14:A:N1	52:DB:21:A:N1	2.60	0.49
33:DF:35:GLU:O	33:DF:39:ILE:HD13	2.13	0.49
34:DG:105:VAL:HG21	34:DG:126:ILE:HG13	1.94	0.49
34:DG:14:ARG:NH1	34:DG:14:ARG:HG3	2.27	0.49
39:DL:125:TYR:CD2	39:DL:125:TYR:C	2.86	0.49
39:DL:46:ALA:HA	39:DL:78:LYS:NZ	2.27	0.49
39:DL:95:LYS:HZ2	39:DL:96:LEU:HD12	1.77	0.49
43:DP:80:ARG:HB3	43:DP:80:ARG:NH1	2.27	0.49
48:DU:22:VAL:C	48:DU:24:ALA:H	2.15	0.49
16:A1:60:LEU:HD13	16:A1:64:ARG:HD2	1.92	0.49
22:A3:42:GLY:C	22:A3:57:PHE:HD1	2.15	0.49
27:A5:37:LYS:HG3	27:A5:37:LYS:O	2.11	0.49
1:AA:1299:G:H5''	1:AA:1300:U:P	2.53	0.49
1:AA:1396:U:H2'	1:AA:1396:U:O2	2.12	0.49
1:AA:1495:A:H1'	1:AA:1579:A:H5''	1.94	0.49
1:AA:1657:C:H2'	1:AA:1658:C:C6	2.47	0.49
1:AA:1734:C:C3'	1:AA:1735:C:H5''	2.42	0.49
1:AA:2199:A:C5'	1:AA:2205:C:OP2	2.60	0.49
1:AA:2244:U:H2'	1:AA:2245:U:O4'	2.12	0.49
1:AA:2783:G:H2'	1:AA:2784:C:C6	2.47	0.49
4:AE:51:PHE:CE1	4:AE:52:LEU:HG	2.47	0.49
6:AG:178:PHE:HB3	6:AG:180:PHE:CE1	2.47	0.49
20:AU:78:ALA:HB3	20:AU:81:LYS:CE	2.42	0.49
21:AV:5:LEU:HB3	21:AV:59:LEU:HA	1.94	0.49
16:B1:79:PHE:CE2	16:B1:83:LEU:HD13	2.47	0.49
28:B6:10:LEU:HD23	30:B8:34:TRP:NE1	2.26	0.49
30:B8:49:VAL:O	30:B8:50:LEU:O	2.30	0.49
1:BA:1517:G:H2'	1:BA:1518:C:C6	2.46	0.49
1:BA:532:A:C8	1:BA:2021:C:C5	3.00	0.49

Continued on next page...

Continued from previous page...

Atom-1	Atom-2	Interatomic distance (Å)	Clash overlap (Å)
1:BA:2280:G:H4'	1:BA:2327:A:O4'	2.12	0.49
1:BA:2815:C:O2'	27:B5:43:HIS:HD2	1.95	0.49
1:BA:521:G:H2'	1:BA:522:G:C8	2.46	0.49
2:BB:40:U:C5	2:BB:43:C:OP2	2.65	0.49
4:BE:111:ARG:HB2	4:BE:160:TYR:O	2.13	0.49
4:BE:92:THR:O	4:BE:95:ILE:HG12	2.11	0.49
8:BK:110:ASP:OD2	8:BK:113:ARG:HB2	2.11	0.49
11:BO:81:GLN:HG3	11:BO:106:LEU:O	2.11	0.49
1:BA:811:U:H3'	11:BO:22:GLY:HA2	1.94	0.49
12:BP:35:VAL:HG12	12:BP:102:VAL:HG22	1.92	0.49
15:BR:98:LYS:HB3	15:BR:100:TYR:CE1	2.48	0.49
15:BR:31:SER:OG	15:BR:85:LYS:HE2	2.12	0.49
19:BT:67:GLY:O	19:BT:69:TYR:N	2.42	0.49
20:BU:20:TYR:HE2	20:BU:42:VAL:H	1.56	0.49
20:BU:89:PHE:HB2	20:BU:90:LEU:HD23	1.93	0.49
21:BV:58:VAL:O	21:BV:59:LEU:HB2	2.12	0.49
31:CA:1125:U:OP2	31:CA:1145:C:N4	2.45	0.49
31:CA:1175:G:N1	31:CA:1176:A:N6	2.60	0.49
31:CA:741:G:H2'	31:CA:742:G:O4'	2.12	0.49
31:CA:575:G:C8	31:CA:881:G:N2	2.80	0.49
31:CA:1125:U:O4	40:CM:5:ARG:HD2	2.11	0.49
31:DA:1054:C:O2'	31:DA:1055:A:H5''	2.13	0.49
31:DA:1055:A:N7	31:DA:1206:G:C2	2.81	0.49
31:DA:1057:G:C4	31:DA:1204:A:C2	3.01	0.49
31:DA:1154:G:H2'	31:DA:1155:G:C8	2.47	0.49
31:DA:1218:C:OP2	44:DQ:9:LYS:NZ	2.35	0.49
31:DA:1478:C:H2'	31:DA:1479:C:H6	1.76	0.49
31:DA:57:G:C6	31:DA:58:C:C4	3.00	0.49
31:DA:67:C:H2'	31:DA:68:G:H8	1.72	0.49
31:DA:957:U:H1'	31:DA:960:U:C5	2.47	0.49
32:DE:132:LYS:HA	32:DE:135:GLN:NE2	2.28	0.49
32:DE:137:ARG:HH12	32:DE:140:HIS:CB	2.12	0.49
32:DE:169:LYS:O	32:DE:169:LYS:HD3	2.12	0.49
33:DF:127:ARG:HG2	33:DF:127:ARG:NH1	2.28	0.49
33:DF:164:ARG:HG2	33:DF:165:THR:H	1.77	0.49
36:DI:97:PHE:CD2	48:DU:65:ILE:HD11	2.48	0.49
45:DR:4:THR:OG1	45:DR:7:GLU:HB2	2.13	0.49
31:DA:453:A:H4'	46:DS:72:ARG:HG3	1.93	0.49
1:AA:1057:A:C8	1:AA:1086:A:C4	3.00	0.49
1:AA:1332:G:N2	1:AA:1609:A:HO2'	2.07	0.49
1:AA:1337:G:H2'	1:AA:1338:G:H8	1.78	0.49

Continued on next page...

Continued from previous page...

Atom-1	Atom-2	Interatomic distance (Å)	Clash overlap (Å)
1:AA:1466:G:N2	1:AA:1547:C:N3	2.60	0.49
1:AA:1850:G:C2	1:AA:1893:C:O2	2.66	0.49
1:AA:1906:G:H8	1:AA:1929:G:H2'	1.77	0.49
1:AA:526:A:N3	1:AA:2044:C:H1'	2.28	0.49
1:AA:2131:G:C1'	1:AA:2158:A:H62	2.22	0.49
1:AA:2341:G:H2'	1:AA:2342:C:C6	2.47	0.49
1:AA:2439:A:P	1:AA:2439:A:H3'	2.51	0.49
1:AA:464:U:H4'	29:A7:5:TRP:CZ3	2.47	0.49
1:AA:580:C:H2'	1:AA:581:C:H6	1.78	0.49
1:AA:781:A:C2'	1:AA:782:A:OP2	2.61	0.49
3:AD:134:ARG:HG3	3:AD:135:PHE:CD2	2.47	0.49
3:AD:94:LEU:HD22	3:AD:95:LEU:N	2.26	0.49
4:AE:116:VAL:O	4:AE:117:MET:CB	2.53	0.49
4:AE:62:PRO:O	4:AE:63:LEU:C	2.51	0.49
11:AO:138:LEU:C	11:AO:140:ALA:N	2.64	0.49
20:AU:81:LYS:HD3	20:AU:96:ILE:CB	2.41	0.49
21:AV:105:VAL:HG22	21:AV:106:GLY:N	2.21	0.49
25:AX:8:LEU:HB2	25:AX:28:LEU:HD22	1.94	0.49
13:B0:45:ARG:HA	13:B0:95:THR:HG21	1.94	0.49
16:B1:90:VAL:HG22	17:B2:39:LEU:CB	2.42	0.49
17:B2:84:LYS:O	17:B2:85:LYS:O	2.30	0.49
1:BA:110:G:C6	1:BA:111:A:N7	2.80	0.49
1:BA:2303:G:O2'	6:BG:132:ASN:HB2	2.12	0.49
1:BA:2309:A:OP1	1:BA:2309:A:C8	2.66	0.49
1:BA:2335:A:C8	1:BA:2337:G:N7	2.81	0.49
1:BA:2565:A:H5''	1:BA:2566:A:OP2	2.12	0.49
1:BA:1786:A:H2	1:BA:2606:C:H1'	1.77	0.49
1:BA:2638:G:OP1	4:BE:82:ARG:NH2	2.38	0.49
1:BA:49:A:H5''	1:BA:50:U:H3'	1.94	0.49
1:BA:593:G:C1'	30:B8:4:MET:HE1	2.43	0.49
1:BA:794:G:H2'	1:BA:795:C:C6	2.48	0.49
1:BA:807:U:C2'	1:BA:808:G:O5'	2.60	0.49
4:BE:5:LEU:N	4:BE:5:LEU:HD23	2.27	0.49
5:BF:57:VAL:HG13	5:BF:58:ALA:N	2.27	0.49
6:BG:44:GLY:O	6:BG:47:LYS:HB3	2.13	0.49
6:BG:8:LYS:O	6:BG:11:TYR:HB3	2.13	0.49
7:BH:153:LYS:N	7:BH:154:PRO:HD3	2.28	0.49
11:BO:81:GLN:CB	11:BO:106:LEU:HD22	2.42	0.49
1:BA:805:G:O5'	11:BO:41:ARG:HG2	2.13	0.49
11:BO:61:ARG:HG3	30:B8:27:THR:HG23	1.93	0.49
11:BO:61:ARG:O	11:BO:62:LEU:O	2.30	0.49

Continued on next page...

Continued from previous page...

Atom-1	Atom-2	Interatomic distance (Å)	Clash overlap (Å)
20:BU:50:ARG:HB3	20:BU:53:PRO:HG3	1.94	0.49
21:BV:112:ARG:H	21:BV:112:ARG:HE	1.59	0.49
21:BV:164:ALA:O	21:BV:165:VAL:HG13	2.12	0.49
31:CA:1182:G:C4'	31:CA:1183:A:H5'	2.27	0.49
31:CA:1386:G:O2'	31:CA:1387:G:H5'	2.12	0.49
31:CA:60:A:N6	31:CA:110:C:N3	2.59	0.49
31:CA:575:G:C5	31:CA:881:G:C2	3.01	0.49
53:CC:24:C:H2'	53:CC:25:U:C6	2.47	0.49
33:CF:99:VAL:O	33:CF:99:VAL:HG23	2.12	0.49
40:CM:48:THR:CA	40:CM:62:HIS:HB3	2.29	0.49
31:CA:1331:G:OP2	43:CP:23:TYR:HD2	1.95	0.49
31:DA:1128:C:O2'	31:DA:1129:C:OP1	2.31	0.49
31:DA:949:A:C2	31:DA:1233:G:C4	3.00	0.49
31:DA:1321:C:C4	31:DA:1322:C:C5	3.00	0.49
31:DA:129(A):G:C6	31:DA:188:U:H4'	2.48	0.49
31:DA:287:U:H2'	31:DA:288:A:C8	2.48	0.49
53:DD:34:U:H5''	53:DD:35:C:OP2	2.12	0.49
34:DG:32:ALA:HA	34:DG:35:ARG:HD3	1.94	0.49
34:DG:59:ARG:HA	34:DG:59:ARG:HE	1.77	0.49
22:A3:27:GLU:CG	22:A3:68:GLU:HA	2.43	0.49
22:A3:83:PRO:O	22:A3:84:LEU:CB	2.61	0.49
1:AA:1015:G:H2'	1:AA:1016:G:H5'	1.95	0.49
1:AA:1077:A:N3	1:AA:1077:A:H2'	2.27	0.49
1:AA:1085:A:O2'	1:AA:1086:A:N1	2.44	0.49
1:AA:1735:C:H6	1:AA:1735:C:H5'	1.78	0.49
1:AA:2115:G:H5''	1:AA:2166:G:H2'	1.93	0.49
1:AA:2109:U:H1'	1:AA:2181:G:N2	2.28	0.49
1:AA:2427:C:C5'	1:AA:2428:G:OP1	2.53	0.49
1:AA:2521:C:H42	1:AA:2544:G:H1	1.60	0.49
1:AA:583:G:OP2	16:A1:10:ARG:HD2	2.13	0.49
1:AA:613:U:O2	1:AA:613:U:O4'	2.28	0.49
3:AD:32:SER:O	3:AD:33:LEU:CB	2.60	0.49
4:AE:80:GLU:C	4:AE:82:ARG:N	2.66	0.49
9:AM:65:LYS:CB	9:AM:69:GLN:HG3	2.42	0.49
10:AN:85:VAL:HG11	10:AN:114:ILE:HD12	1.94	0.49
11:AO:65:ARG:O	11:AO:66:GLY:O	2.30	0.49
1:AA:2406:U:N3	11:AO:73:GLY:O	2.23	0.49
1:AA:2295:C:OP1	14:AQ:10:ARG:NH1	2.45	0.49
14:AQ:67:ARG:NH1	14:AQ:67:ARG:HB2	2.27	0.49
17:B2:71:LEU:O	17:B2:72:VAL:O	2.30	0.49
22:B3:45:PHE:CE2	22:B3:69:PHE:HE2	2.31	0.49

Continued on next page...

Continued from previous page...

Atom-1	Atom-2	Interatomic distance (Å)	Clash overlap (Å)
6:BG:67:LYS:HD2	26:B4:6:HIS:HE2	1.76	0.49
1:BA:1665:A:H2'	1:BA:1666:G:O4'	2.11	0.49
1:BA:1786:A:C2	1:BA:2606:C:H1'	2.47	0.49
1:BA:1794:U:H2'	1:BA:1795:C:C6	2.48	0.49
1:BA:1805:U:C2	1:BA:1813:G:N2	2.80	0.49
1:BA:198:C:C2'	1:BA:199:A:H5'	2.43	0.49
1:BA:2133:G:C2	1:BA:2157:G:C6	3.01	0.49
1:BA:2275:C:O2	12:BP:85:LYS:CG	2.61	0.49
1:BA:2298:A:C2	1:BA:2299:G:H1'	2.47	0.49
1:BA:2410:G:C2	1:BA:2411:A:H1'	2.48	0.49
1:BA:2884:U:H2'	1:BA:2885:C:H5'	1.94	0.49
1:BA:588:U:H2'	1:BA:589:C:C6	2.48	0.49
1:BA:844:C:C5	1:BA:845:G:C6	3.00	0.49
4:BE:36:ARG:CG	4:BE:36:ARG:NH1	2.71	0.49
5:BF:123:LEU:HB2	5:BF:192:LEU:HB3	1.93	0.49
5:BF:4:VAL:HA	5:BF:19:GLU:HB3	1.93	0.49
7:BH:4:ILE:CG1	7:BH:6:ARG:HG2	2.38	0.49
20:BU:20:TYR:N	20:BU:20:TYR:CD1	2.77	0.49
21:BV:15:PRO:HB2	21:BV:19:ARG:HH21	1.75	0.49
31:CA:1031:G:C5	31:CA:1032:A:N7	2.80	0.49
31:CA:1162:C:C2	31:CA:1175:G:N2	2.80	0.49
31:CA:662:G:H2'	31:CA:663:A:H8	1.74	0.49
32:CE:173:ALA:O	32:CE:176:GLU:HB2	2.12	0.49
32:CE:69:LEU:HD12	32:CE:70:PHE:N	2.27	0.49
33:CF:12:LEU:O	33:CF:14:ILE:N	2.45	0.49
35:CH:144:THR:N	35:CH:147:ASP:OD2	2.41	0.49
37:CJ:18:TYR:CE2	37:CJ:59:LEU:HB2	2.48	0.49
39:CL:47:LEU:C	39:CL:49:PRO:HD2	2.33	0.49
31:DA:1291:G:H2'	31:DA:1292:U:C6	2.47	0.49
31:DA:1326:C:OP1	51:DX:12:LYS:HE2	2.12	0.49
31:DA:1503:A:C1'	31:DA:1504:G:OP1	2.60	0.49
31:DA:512:U:C2	31:DA:513:C:C5	3.01	0.49
31:DA:418:C:H1'	31:DA:540:G:O2'	2.13	0.49
31:DA:980:C:H3'	31:DA:981:U:H6	1.78	0.49
35:DH:105:VAL:HB	35:DH:106:PRO:HD3	1.95	0.49
39:DL:28:VAL:HA	39:DL:63:ILE:O	2.13	0.49
39:DL:45:ALA:O	39:DL:48:GLU:HB2	2.12	0.49
31:DA:363:A:OP1	42:DO:33:ARG:HG3	2.13	0.49
48:DU:29:PHE:H	48:DU:29:PHE:HD2	1.59	0.49
48:DU:74:ARG:HD3	48:DU:81:PHE:CE2	2.48	0.49
49:DV:23:ASN:HB2	49:DV:27:GLU:OE1	2.13	0.49

Continued on next page...

Continued from previous page...

Atom-1	Atom-2	Interatomic distance (Å)	Clash overlap (Å)
49:DV:28:LYS:CG	49:DV:29:ARG:H	2.25	0.49
16:A1:38:THR:O	16:A1:41:ALA:HB3	2.13	0.49
22:A3:36:ILE:HD12	22:A3:36:ILE:C	2.32	0.49
22:A3:56:ASP:OD2	22:A3:58:THR:OG1	2.15	0.49
30:A8:33:ASN:HA	30:A8:36:LYS:CE	2.39	0.49
1:AA:1175:U:O3'	1:AA:1176:G:H4'	2.11	0.49
1:AA:1416:G:H1	1:AA:1582:C:H42	1.59	0.49
1:AA:1458:C:C5'	1:AA:1459:G:H5'	2.43	0.49
1:AA:1502:C:O2'	1:AA:1503:U:H5'	2.13	0.49
1:AA:1885:A:H5'	1:AA:1885:A:C8	2.37	0.49
1:AA:2600:A:H2'	1:AA:2601:C:C6	2.48	0.49
1:AA:2751:G:O2'	1:AA:2752:C:O5'	2.30	0.49
1:AA:2815:C:H2'	1:AA:2816:C:H6	1.77	0.49
1:AA:299:A:H62	1:AA:300:A:N6	2.10	0.49
1:AA:412:A:H2'	1:AA:412:A:N3	2.27	0.49
1:AA:425:G:H2'	1:AA:426:C:H6	1.76	0.49
3:AD:120:GLY:O	3:AD:123:ALA:CB	2.60	0.49
7:AH:86:GLU:CG	7:AH:165:ALA:H	2.26	0.49
18:AS:36:LEU:HD23	18:AS:36:LEU:N	2.26	0.49
21:AV:26:GLY:HA3	21:AV:86:VAL:O	2.13	0.49
16:B1:91:ASP:CG	16:B1:96:ALA:HB2	2.32	0.49
17:B2:5:VAL:HB	17:B2:37:VAL:HG11	1.94	0.49
30:B8:54:GLU:O	30:B8:55:ALA:C	2.51	0.49
30:B8:60:LEU:O	30:B8:61:LEU:HD12	2.13	0.49
1:BA:1101:U:H2'	1:BA:1102:C:C6	2.47	0.49
1:BA:1475:G:H5'	1:BA:1476:C:OP2	2.12	0.49
1:BA:1651:G:H2'	1:BA:1652:A:O4'	2.13	0.49
1:BA:2833:G:OP1	1:BA:2833:G:C8	2.64	0.49
1:BA:491:G:H2'	1:BA:492:A:C8	2.47	0.49
1:BA:496:G:C2'	1:BA:497:A:H5'	2.43	0.49
1:BA:58:G:N2	1:BA:70:G:C4	2.81	0.49
1:BA:709:U:H2'	1:BA:710:G:H8	1.74	0.49
1:BA:905:U:H3'	1:BA:906:G:H5''	1.93	0.49
3:BD:35:LYS:HD3	3:BD:63:ARG:CA	2.43	0.49
4:BE:130:GLY:O	4:BE:131:ALA:O	2.30	0.49
4:BE:53:PRO:HG2	4:BE:75:VAL:HG23	1.94	0.49
6:BG:28:VAL:O	6:BG:31:VAL:HG12	2.13	0.49
11:BO:50:ARG:NH2	11:BO:50:ARG:HG3	2.24	0.49
1:BA:2392:A:C8	11:BO:60:MET:CB	2.89	0.49
1:BA:77:C:H5''	24:BW:10:LEU:HD21	1.94	0.49
31:CA:1054:C:HO2'	31:CA:1055:A:P	2.36	0.49

Continued on next page...

Continued from previous page...

Atom-1	Atom-2	Interatomic distance (Å)	Clash overlap (Å)
31:CA:1298:C:O4'	31:CA:1299:A:C5	2.66	0.49
31:CA:45:U:H2'	31:CA:46:G:C8	2.48	0.49
31:CA:618:C:H5''	31:CA:619:U:C5'	2.43	0.49
31:CA:735:C:O2'	31:CA:736:C:H5'	2.13	0.49
52:CB:56:G:H2'	52:CB:57:C:C6	2.48	0.49
32:CE:70:PHE:HE2	32:CE:163:PHE:HD1	1.61	0.49
35:CH:63:ARG:HA	35:CH:66:MET:CE	2.42	0.49
41:CN:87:THR:HG22	41:CN:88:GLY:H	1.77	0.49
42:CO:4:ILE:CD1	47:CT:32:TYR:HB3	2.43	0.49
31:DA:1381:U:C2'	31:DA:1382:C:H5'	2.43	0.49
32:DE:84:GLU:O	32:DE:219:VAL:HG21	2.13	0.49
32:DE:5:ILE:HD11	32:DE:221:LEU:HD21	1.95	0.49
33:DF:54:ARG:HD2	33:DF:69:HIS:CD2	2.47	0.49
33:DF:67:THR:HG23	33:DF:102:ASN:HB2	1.95	0.49
34:DG:119:GLN:HG2	34:DG:123:HIS:HE2	1.78	0.49
31:DA:543:C:OP1	34:DG:14:ARG:HD2	2.13	0.49
35:DH:100:VAL:HG12	35:DH:107:ARG:HE	1.76	0.49
39:DL:96:LEU:HD23	39:DL:102:LEU:HG	1.93	0.49
16:A1:112:ARG:CG	16:A1:112:ARG:NH1	2.59	0.49
17:A2:46:VAL:HG13	17:A2:46:VAL:O	2.12	0.49
26:A4:12:ALA:HB3	26:A4:24:THR:HB	1.93	0.49
1:AA:1312:U:O2'	1:AA:1313:U:OP2	2.23	0.49
1:AA:1464:C:O2'	1:AA:1528:A:H8	1.95	0.49
1:AA:1888:G:H5''	1:AA:1888:G:N3	2.28	0.49
1:AA:181:A:C2	1:AA:435:C:C5	3.00	0.49
1:AA:769:G:O2'	1:AA:770:G:H5'	2.13	0.49
4:AE:119:ARG:HH11	4:AE:119:ARG:CG	1.97	0.49
1:AA:2315:G:OP1	6:AG:36:LYS:NZ	2.46	0.49
6:AG:83:ARG:HG3	6:AG:86:MET:HE2	1.95	0.49
9:AM:28:THR:HA	9:AM:106:MET:HE2	1.95	0.49
10:AN:71:ARG:HD3	10:AN:105:GLU:OE2	2.12	0.49
11:AO:39:LYS:HB2	11:AO:45:LEU:CD2	2.43	0.49
11:AO:57:THR:C	11:AO:59:LEU:N	2.61	0.49
21:AV:5:LEU:HD13	21:AV:5:LEU:O	2.13	0.49
1:BA:1765:C:H2'	1:BA:1766:U:H6	1.78	0.49
1:BA:2093:G:O5'	8:BK:24:GLY:HA3	2.13	0.49
1:BA:2415:G:O3'	11:BO:66:GLY:CA	2.53	0.49
1:BA:2842:G:O2'	1:BA:2843:G:H5'	2.12	0.49
1:BA:296:C:C2'	1:BA:297:C:H5'	2.43	0.49
1:BA:870:A:C2	1:BA:908:C:C2	3.00	0.49
1:BA:846:C:C4	1:BA:930:U:C4	3.01	0.49

Continued on next page...

Continued from previous page...

Atom-1	Atom-2	Interatomic distance (Å)	Clash overlap (Å)
6:BG:112:PRO:HG2	26:B4:37:SER:OG	2.13	0.49
1:BA:1012:U:C2	9:BM:25:ARG:NH1	2.80	0.49
11:BO:110:TYR:O	11:BO:111:ARG:O	2.30	0.49
12:BP:64:ILE:CD1	12:BP:106:VAL:HG11	2.39	0.49
14:BQ:86:ALA:O	14:BQ:87:PHE:CB	2.49	0.49
15:BR:45:PHE:CD2	15:BR:45:PHE:C	2.86	0.49
31:CA:1004:A:P	31:CA:1025:U:O4	2.70	0.49
31:CA:1084:G:OP1	31:CA:1086:U:C2	2.65	0.49
31:CA:1162:C:C2	31:CA:1175:G:C2	3.01	0.49
31:CA:1454:G:H2'	31:CA:1455:G:C8	2.48	0.49
31:CA:186(C):G:O6	31:CA:191(E):G:C6	2.66	0.49
31:CA:39:G:N7	31:CA:547:A:C8	2.81	0.49
31:CA:568:G:H2'	31:CA:568:G:N3	2.27	0.49
31:CA:674:G:H2'	31:CA:675:A:H8	1.78	0.49
31:CA:922:G:C6	31:CA:923:A:C6	3.01	0.49
32:CE:68:ILE:O	32:CE:91:PRO:HD2	2.12	0.49
34:CG:13:ARG:CG	34:CG:14:ARG:N	2.73	0.49
42:CO:40:VAL:CG2	42:CO:90:LEU:HD22	2.42	0.49
43:CP:45:VAL:O	43:CP:48:LEU:HD22	2.12	0.49
33:CF:6:HIS:ND1	44:CQ:49:HIS:HB3	2.28	0.49
31:DA:1381:U:H2'	31:DA:1381:U:O2	2.11	0.49
31:DA:1509:C:H2'	31:DA:1510:U:O4'	2.12	0.49
31:DA:279:A:H5'	31:DA:281:G:O4'	2.12	0.49
31:DA:632:A:C8	31:DA:632:A:OP2	2.63	0.49
52:DB:77:C:N4	52:DB:78:C:N4	2.60	0.49
53:DC:18:C:O2'	53:DC:18:C:O2	2.31	0.49
53:DD:56:U:O4	53:DD:58:A:H5''	2.13	0.49
39:DL:111:ARG:HG2	39:DL:112:LYS:N	2.27	0.49
39:DL:78:LYS:HB2	39:DL:78:LYS:HZ3	1.77	0.49
43:DP:102:ARG:HD3	43:DP:105:THR:HG23	1.94	0.49
45:DR:39:LEU:CD1	45:DR:56:LEU:HB2	2.43	0.49
46:DS:55:ARG:HA	46:DS:55:ARG:HE	1.78	0.49
51:DX:6:ARG:O	51:DX:12:LYS:HG2	2.12	0.49
22:A3:40:GLN:NE2	22:A3:44:ARG:H	2.11	0.49
30:A8:52:LYS:H	30:A8:53:PRO:CD	2.23	0.49
1:AA:1167:U:H2'	1:AA:1168:G:C8	2.47	0.49
1:AA:1405:U:H2'	1:AA:1406:U:C6	2.48	0.49
1:AA:2121:G:H2'	1:AA:2122:U:O4'	2.12	0.49
1:AA:2628:C:O2'	1:AA:2781:A:H2'	2.12	0.49
1:AA:2790:A:H2	1:AA:2894:G:C5'	2.26	0.49
1:AA:299:A:C5	1:AA:300:A:C6	3.00	0.49

Continued on next page...

Continued from previous page...

Atom-1	Atom-2	Interatomic distance (Å)	Clash overlap (Å)
1:AA:654(M):C:C3'	1:AA:654(N):G:C8	2.96	0.49
4:AE:64:LYS:C	4:AE:66:HIS:H	2.16	0.49
12:AP:20:ALA:O	12:AP:21:THR:CB	2.60	0.49
15:AR:23:ARG:HG3	15:AR:120:ARG:NH1	2.27	0.49
19:AT:57:LEU:HD12	19:AT:78:LYS:HB2	1.90	0.49
21:AV:87:ASP:OD1	21:AV:87:ASP:N	2.45	0.49
24:AW:41:ILE:HD11	24:AW:44:LEU:HD12	1.95	0.49
24:AW:42:GLY:C	24:AW:44:LEU:N	2.66	0.49
23:AZ:80:LEU:H	23:AZ:80:LEU:HD22	1.76	0.49
17:B2:85:LYS:C	17:B2:87:HIS:N	2.66	0.49
1:BA:1380:G:N2	1:BA:1570:A:C2	2.80	0.49
1:BA:1601:G:C6	1:BA:1602:U:C4	3.00	0.49
1:BA:2138:C:C2	1:BA:2154:G:N2	2.81	0.49
1:BA:2610:C:C4'	1:BA:2611:U:OP2	2.60	0.49
1:BA:574:C:N3	4:BE:145:LYS:NZ	2.57	0.49
1:BA:864:G:C6	1:BA:865:C:C4	3.00	0.49
1:BA:90:U:H2'	1:BA:90:U:O2	2.12	0.49
2:BB:110:G:H2'	2:BB:111:U:O4'	2.12	0.49
3:BD:35:LYS:CG	3:BD:64:ILE:HG23	2.43	0.49
7:BH:149:ARG:O	7:BH:152:ARG:HA	2.12	0.49
12:BP:60:ARG:HG3	12:BP:60:ARG:O	2.13	0.49
31:CA:1164:G:H2'	31:CA:1165:C:H6	1.78	0.49
31:CA:1368:G:OP1	40:CM:62:HIS:HE1	1.96	0.49
31:CA:1347:G:H22	31:CA:1374:A:P	2.35	0.49
31:CA:1429:C:H2'	31:CA:1430:C:C6	2.48	0.49
31:CA:1495:U:H2'	31:CA:1496:C:C6	2.48	0.49
31:CA:221:C:H2'	31:CA:222:U:H6	1.77	0.49
31:CA:346:G:H2'	31:CA:346:G:N3	2.27	0.49
31:CA:559:A:N3	31:CA:559:A:H2'	2.27	0.49
31:CA:864:A:H3'	31:CA:865:A:C8	2.48	0.49
32:CE:7:VAL:HG22	32:CE:8:LYS:O	2.13	0.49
34:CG:53:ASP:OD2	34:CG:57:ARG:NH1	2.45	0.49
34:CG:70:ILE:HG23	34:CG:75:PHE:HB2	1.95	0.49
37:CJ:141:VAL:HG12	37:CJ:142:GLU:N	2.28	0.49
38:CK:4:ASP:CG	38:CK:85:ARG:HH11	2.15	0.49
40:CM:45:ARG:HD3	44:CQ:36:PHE:CE2	2.48	0.49
31:DA:1372:U:H2'	31:DA:1373:G:O4'	2.13	0.49
31:DA:194:C:C2'	31:DA:195:A:H5''	2.43	0.49
31:DA:278:G:O4'	31:DA:282:A:H1'	2.13	0.49
31:DA:413:G:C2'	31:DA:428:G:H22	2.26	0.49
31:DA:465:A:N6	31:DA:467:G:N1	2.61	0.49

Continued on next page...

Continued from previous page...

Atom-1	Atom-2	Interatomic distance (Å)	Clash overlap (Å)
31:DA:818:G:C2	31:DA:820:U:O2'	2.66	0.49
32:DE:6:THR:OG1	32:DE:7:VAL:N	2.44	0.49
34:DG:119:GLN:O	34:DG:123:HIS:HD2	1.96	0.49
37:DJ:149:ARG:O	37:DJ:149:ARG:HG2	2.13	0.49
31:DA:777:A:H2	41:DN:119:CYS:HB3	1.77	0.49
47:DT:87:LYS:O	47:DT:91:ARG:HG3	2.12	0.49
13:A0:97:VAL:HA	13:A0:113:LEU:O	2.13	0.49
1:AA:2015:A:O4'	27:A5:2:ALA:CB	2.61	0.49
27:A5:6:VAL:HG13	27:A5:7:PRO:HD2	1.95	0.49
1:AA:1480:G:C5	1:AA:1482:U:N3	2.81	0.49
1:AA:1533:C:C5'	1:AA:1534:G:OP2	2.60	0.49
1:AA:1442:G:C2	1:AA:1550:C:O2	2.66	0.49
1:AA:466:A:N3	1:AA:683:C:H1'	2.28	0.49
1:AA:784:A:H5'	1:AA:785:G:OP1	2.13	0.49
1:AA:856:C:HO2'	1:AA:857:C:P	2.36	0.49
1:AA:980:A:C6	1:AA:981:A:N1	2.81	0.49
3:AD:123:ALA:HB1	3:AD:131:LEU:CG	2.43	0.49
11:AO:56:SER:O	11:AO:57:THR:O	2.30	0.49
14:AQ:107:GLU:O	14:AQ:107:GLU:HG3	2.13	0.49
15:AR:31:SER:OG	15:AR:85:LYS:HE2	2.13	0.49
16:B1:102:GLU:O	16:B1:105:VAL:HG23	2.12	0.49
17:B2:76:LYS:CG	17:B2:80:GLN:CB	2.81	0.49
1:BA:1011:G:OP1	1:BA:1011:G:H4'	2.13	0.49
1:BA:1012:U:O2	1:BA:1143:A:C2	2.66	0.49
1:BA:1228:G:OP1	16:B1:13:LYS:HG2	2.13	0.49
1:BA:1346:G:C4	1:BA:1347:G:C8	3.01	0.49
1:BA:1368:G:O2'	1:BA:1369:G:H5'	2.13	0.49
1:BA:1471:A:N3	1:BA:1471:A:H2'	2.27	0.49
1:BA:1945:G:H2'	1:BA:1946:U:C6	2.48	0.49
1:BA:198:C:O2'	1:BA:199:A:H5'	2.13	0.49
1:BA:2036:C:C2'	1:BA:2037:G:O5'	2.61	0.49
1:BA:2168:G:C6	1:BA:2171:A:N1	2.81	0.49
1:BA:2258:C:H4'	1:BA:2259:G:OP2	2.12	0.49
1:BA:2445:G:C2'	1:BA:2446:G:H5'	2.43	0.49
1:BA:2467:C:H4'	12:BP:123:HIS:CG	2.48	0.49
1:BA:2547:U:O2'	1:BA:2548:G:H5'	2.13	0.49
1:BA:2693:A:H2'	1:BA:2694:G:H8	1.78	0.49
1:BA:2704:C:H2'	1:BA:2705:A:O4'	2.13	0.49
1:BA:1999:C:H5''	1:BA:2723:C:O2'	2.12	0.49
1:BA:1050:A:C4	1:BA:2751:G:N2	2.81	0.49
1:BA:2872:G:C2	1:BA:2873:A:N6	2.81	0.49

Continued on next page...

Continued from previous page...

Atom-1	Atom-2	Interatomic distance (Å)	Clash overlap (Å)
1:BA:311:A:C6	1:BA:328:U:C4	3.01	0.49
1:BA:360:G:O2'	1:BA:361:G:H5'	2.13	0.49
1:BA:399:G:O6	1:BA:400:G:C2	2.66	0.49
1:BA:603:A:C2	1:BA:655:A:C2	3.01	0.49
1:BA:654(J):A:H2'	1:BA:654(J):A:N3	2.28	0.49
1:BA:85:G:P	20:BU:30:VAL:HB	2.53	0.49
2:BB:43:C:C4'	6:BG:66:GLN:NE2	2.76	0.49
1:BA:1818:U:H2'	3:BD:157:ARG:HG3	1.95	0.49
6:BG:67:LYS:H	26:B4:6:HIS:HE2	1.60	0.49
7:BH:130:ARG:HB3	7:BH:130:ARG:CZ	2.43	0.49
10:BN:79:PHE:CD1	10:BN:79:PHE:N	2.81	0.49
12:BP:66:ILE:O	12:BP:67:ARG:CG	2.61	0.49
12:BP:76:LYS:O	12:BP:77:LYS:O	2.31	0.49
12:BP:87:LYS:O	12:BP:88:GLY:O	2.30	0.49
23:BZ:11:ARG:HB2	23:BZ:12:PRO:CD	2.41	0.49
31:CA:186(F):C:H2'	31:CA:187:C:O4'	2.13	0.49
31:CA:328:C:H2'	31:CA:328:C:O2	2.11	0.49
31:CA:501:C:H2'	31:CA:502:G:C8	2.48	0.49
53:CC:20:G:C4	53:CC:58:A:H2	2.31	0.49
53:CC:2:G:N3	53:CC:2:G:H2'	2.27	0.49
53:CC:20:G:N3	53:CC:58:A:N3	2.61	0.49
33:CF:23:TYR:C	33:CF:23:TYR:CD2	2.86	0.49
33:CF:34:LEU:HD21	33:CF:38:ARG:NH1	2.25	0.49
3:BD:135:PHE:CE2	34:CG:167:GLY:HA2	2.48	0.49
38:CK:109:ILE:HD11	38:CK:120:THR:CG2	2.43	0.49
44:CQ:15:LYS:HD2	44:CQ:16:PHE:CE2	2.48	0.49
44:CQ:2:ALA:HB1	44:CQ:6:LEU:CD1	2.43	0.49
45:CR:18:PHE:O	45:CR:18:PHE:CD1	2.66	0.49
46:CS:19:ILE:HD11	46:CS:73:LEU:HD12	1.95	0.49
31:CA:1221:G:H4'	49:CV:77:THR:HG21	1.95	0.49
31:DA:1126:U:O2'	31:DA:1127:G:OP1	2.30	0.49
31:DA:219:C:C4	31:DA:220:G:N7	2.81	0.49
31:DA:287:U:O2'	31:DA:288:A:H5'	2.12	0.49
31:DA:468:A:C8	31:DA:474:G:C8	3.01	0.49
31:DA:768:A:C5	31:DA:769:G:C8	3.00	0.49
31:DA:913:A:H1'	31:DA:914:A:OP2	2.13	0.49
31:DA:973:G:N3	40:DM:55:LYS:CE	2.76	0.49
32:DE:5:ILE:HD12	32:DE:59:GLU:CD	2.33	0.49
32:DE:7:VAL:HG22	32:DE:8:LYS:N	2.24	0.49
34:DG:24:GLU:O	34:DG:27:TYR:N	2.44	0.49
35:DH:87:SER:HB3	35:DH:125:SER:O	2.12	0.49

Continued on next page...

Continued from previous page...

Atom-1	Atom-2	Interatomic distance (Å)	Clash overlap (Å)
35:DH:129:ILE:O	35:DH:132:ALA:HB3	2.13	0.49
40:DM:50:ILE:HG23	40:DM:57:LYS:HA	1.93	0.49
40:DM:6:ILE:HG22	40:DM:98:ILE:HG23	1.93	0.49
45:DR:17:ARG:NH1	45:DR:17:ARG:CG	2.59	0.49
17:A2:5:VAL:O	17:A2:11:GLN:HA	2.13	0.48
1:AA:1021:A:H8	1:AA:1022:G:H5''	1.77	0.48
1:AA:1488:G:C6	1:AA:1489:U:C4	3.01	0.48
1:AA:2109:U:H5''	1:AA:2110:G:OP2	2.12	0.48
1:AA:270(D):C:O2	1:AA:270(W):G:C2	2.66	0.48
1:AA:280:C:C2'	1:AA:281:G:H5'	2.43	0.48
1:AA:299:A:N7	1:AA:300:A:C6	2.81	0.48
1:AA:459:U:H2'	1:AA:460:A:H8	1.78	0.48
1:AA:480:A:C2'	1:AA:481:G:OP1	2.61	0.48
1:AA:65:C:H2'	1:AA:66:C:C6	2.48	0.48
3:AD:28:GLU:O	3:AD:29:PRO:C	2.50	0.48
4:AE:4:ILE:CD1	4:AE:28:ALA:HB1	2.40	0.48
4:AE:52:LEU:O	4:AE:53:PRO:O	2.31	0.48
6:AG:101:ILE:HD13	6:AG:102:PHE:N	2.27	0.48
8:AK:78:THR:HG23	8:AK:141:LYS:HZ3	1.74	0.48
11:AO:71:VAL:H	11:AO:72:PRO:CD	2.25	0.48
12:AP:109:VAL:HG13	12:AP:113:GLN:HB3	1.94	0.48
12:AP:133:ARG:O	12:AP:134:ARG:HB2	2.13	0.48
23:AZ:64:ALA:HA	23:AZ:67:ILE:HG13	1.95	0.48
17:B2:41:GLY:HA3	17:B2:46:VAL:HG11	1.94	0.48
17:B2:73:SER:CB	17:B2:83:ARG:O	2.61	0.48
30:B8:59:LYS:HE3	30:B8:59:LYS:HB2	1.58	0.48
1:BA:1089:G:H5''	1:BA:1090:U:OP1	2.13	0.48
1:BA:1223:C:C2'	1:BA:1224:G:H5'	2.43	0.48
1:BA:1642:G:C2'	1:BA:1643:G:H5'	2.43	0.48
1:BA:1952:A:C2	10:BN:22:ILE:HG23	2.47	0.48
1:BA:282:A:C6	1:BA:284:U:C2	3.01	0.48
2:BB:40:U:H1'	2:BB:46:A:N1	2.27	0.48
4:BE:204:ALA:O	4:BE:205:ALA:CB	2.60	0.48
4:BE:204:ALA:O	4:BE:205:ALA:HB3	2.13	0.48
4:BE:70:ALA:C	4:BE:72:VAL:H	2.15	0.48
6:BG:21:ARG:NH1	6:BG:21:ARG:HG2	2.27	0.48
11:BO:21:ARG:O	11:BO:22:GLY:O	2.30	0.48
12:BP:79:LEU:HD13	12:BP:80:GLU:OE2	2.13	0.48
20:BU:42:VAL:HG13	20:BU:65:ALA:O	2.13	0.48
25:BX:11:SER:HB3	25:BX:13:ILE:HD13	1.95	0.48
31:CA:1521:G:H2'	31:CA:1522:U:C6	2.48	0.48

Continued on next page...

Continued from previous page...

Atom-1	Atom-2	Interatomic distance (Å)	Clash overlap (Å)
31:CA:51:A:C2	31:CA:353:A:N1	2.80	0.48
52:CB:34:U:O2	52:CB:36:A:C8	2.66	0.48
41:CN:54:ARG:NH2	53:CD:40:C:O3'	2.46	0.48
39:CL:79:LEU:HD23	39:CL:101:PHE:O	2.13	0.48
42:CO:59:SER:C	42:CO:61:TYR:H	2.16	0.48
42:CO:67:ILE:HG12	42:CO:97:ILE:HD12	1.94	0.48
43:CP:39:ILE:HG23	43:CP:52:GLU:OE2	2.13	0.48
47:CT:52:LYS:CE	47:CT:79:SER:OG	2.56	0.48
50:CW:26:ASN:HB2	50:CW:71:THR:CG2	2.41	0.48
31:CA:1305:G:H5''	51:CX:4:GLY:CA	2.42	0.48
31:DA:1298:C:C5	37:DJ:114:ARG:HD2	2.48	0.48
1:BA:1959:G:O4'	31:DA:1418:A:H1'	2.13	0.48
31:DA:1460:A:H2'	31:DA:1461:G:O4'	2.12	0.48
31:DA:350:G:C6	31:DA:351:G:O6	2.66	0.48
37:DJ:86:GLN:NE2	53:DD:32:G:H21	2.10	0.48
33:DF:70:VAL:HG12	33:DF:72:LYS:H	1.77	0.48
34:DG:8:VAL:O	34:DG:10:ARG:N	2.46	0.48
40:DM:34:VAL:HG22	40:DM:74:ILE:HG22	1.95	0.48
42:DO:40:VAL:HG21	42:DO:78:GLN:C	2.34	0.48
43:DP:96:LEU:HB3	43:DP:97:PRO:HD2	1.95	0.48
44:DQ:45:ARG:HH11	44:DQ:45:ARG:HG3	1.78	0.48
44:DQ:4:LYS:O	44:DQ:7:ILE:HG12	2.12	0.48
49:DV:51:VAL:O	49:DV:58:VAL:HG22	2.13	0.48
13:A0:94:TYR:N	13:A0:94:TYR:CD2	2.79	0.48
1:AA:1152:C:O2'	1:AA:1153:C:H5'	2.14	0.48
1:AA:1208:C:C2	1:AA:1209:G:C8	3.00	0.48
1:AA:1279:G:N2	1:AA:1292:U:C2	2.81	0.48
1:AA:1403:C:C5'	1:AA:1471:A:H1'	2.44	0.48
1:AA:1797:C:C2'	1:AA:1798:U:H5'	2.43	0.48
1:AA:2406:U:O4	11:AO:70:GLN:CB	2.52	0.48
1:AA:197:A:N6	1:AA:2430:A:H2'	2.29	0.48
1:AA:26:G:H1'	1:AA:515:A:H61	1.77	0.48
1:AA:2730:C:O2'	1:AA:2731:G:H5'	2.12	0.48
1:AA:608:A:C4	1:AA:621:A:C6	3.00	0.48
1:AA:695:G:OP1	1:AA:1380:G:O2'	2.31	0.48
1:AA:697:C:C2	1:AA:698:C:C5	3.01	0.48
1:AA:822:U:H2'	1:AA:822:U:O2	2.13	0.48
1:AA:818:G:H4'	1:AA:838:C:O3'	2.12	0.48
5:AF:129:PHE:O	5:AF:130:ALA:HB3	2.13	0.48
5:AF:136:THR:O	5:AF:140:LEU:HB2	2.11	0.48
5:AF:179:GLU:CD	5:AF:179:GLU:H	2.16	0.48

Continued on next page...

Continued from previous page...

Atom-1	Atom-2	Interatomic distance (Å)	Clash overlap (Å)
6:AG:63:ILE:HD12	6:AG:141:PHE:CD2	2.48	0.48
8:AK:143:SER:HB3	8:AK:144:VAL:HG12	1.95	0.48
11:AO:52:GLU:OE1	11:AO:55:ARG:NE	2.45	0.48
11:AO:61:ARG:O	11:AO:62:LEU:O	2.30	0.48
11:AO:9:ASN:CB	11:AO:10:PRO:CD	2.76	0.48
12:AP:61:GLY:O	12:AP:62:GLY:O	2.30	0.48
20:AU:12:THR:OG1	20:AU:26:LYS:HE2	2.12	0.48
21:AV:63:ASP:O	21:AV:63:ASP:OD1	2.31	0.48
25:AX:8:LEU:HD22	25:AX:31:LEU:CD2	2.43	0.48
25:AX:3:ARG:O	25:AX:59:VAL:HG12	2.12	0.48
1:BA:1005:C:O2	1:BA:1143:A:C6	2.66	0.48
1:BA:1163:G:H2'	1:BA:1164:G:H8	1.78	0.48
1:BA:1483:G:C2	1:BA:1484:G:C8	3.01	0.48
1:BA:1520:U:H2'	1:BA:1521:G:O4'	2.13	0.48
1:BA:2112:G:C4	1:BA:2169:A:N6	2.81	0.48
1:BA:2372:G:O4'	28:B6:46:HIS:HE1	1.95	0.48
1:BA:2855:C:H2'	1:BA:2856:C:H6	1.78	0.48
1:BA:389:G:N2	11:BO:71:VAL:HG12	2.29	0.48
1:BA:430:G:H5''	1:BA:431:U:OP2	2.12	0.48
1:BA:654(A):A:C2	1:BA:654(T):A:N1	2.81	0.48
1:BA:878:A:C6	1:BA:900:A:N7	2.81	0.48
2:BB:74:U:C3'	2:BB:75:G:H5''	2.42	0.48
1:BA:2590:A:OP2	3:BD:237:GLU:HB3	2.13	0.48
4:BE:120:TRP:CE3	4:BE:155:LYS:HD3	2.48	0.48
1:BA:674:G:O2'	5:BF:74:ARG:CG	2.61	0.48
2:BB:42:C:O2'	6:BG:66:GLN:HG2	2.13	0.48
7:BH:37:VAL:HG22	7:BH:38:SER:H	1.78	0.48
8:BK:76:THR:HG23	8:BK:77:LEU:N	2.25	0.48
11:BO:36:LYS:HB3	11:BO:37:GLY:H	1.46	0.48
1:BA:389:G:H22	11:BO:72:PRO:CD	2.25	0.48
12:BP:19:GLY:N	12:BP:98:LYS:NZ	2.55	0.48
14:BQ:25:ARG:CZ	14:BQ:40:ILE:HD12	2.43	0.48
31:CA:1149:C:H2'	31:CA:1150:U:C6	2.48	0.48
31:CA:1258:G:O2'	31:CA:1259:C:H5'	2.12	0.48
31:CA:1410:G:H2'	31:CA:1411:C:C6	2.48	0.48
31:CA:142:G:C6	31:CA:143:A:C6	3.00	0.48
31:CA:1429:C:H2'	31:CA:1430:C:H6	1.76	0.48
31:CA:198:G:C5	31:CA:220:G:C2	3.02	0.48
31:CA:622:A:C8	31:CA:623:C:C6	3.00	0.48
31:CA:923:A:H2'	31:CA:924:C:C6	2.49	0.48
53:CC:41:C:O2'	53:CC:42:C:H5'	2.12	0.48

Continued on next page...

Continued from previous page...

Atom-1	Atom-2	Interatomic distance (Å)	Clash overlap (Å)
32:CE:204:ASN:ND2	32:CE:206:ASP:N	2.51	0.48
33:CF:27:LYS:HA	33:CF:27:LYS:NZ	2.28	0.48
31:DA:1004:A:C8	31:DA:1036:G:N2	2.71	0.48
31:DA:1206:G:C4	31:DA:1207:G:C8	3.01	0.48
31:DA:169:C:C5'	31:DA:169:C:H6	2.26	0.48
31:DA:390:C:H2'	31:DA:391:G:C8	2.47	0.48
31:DA:370:C:H42	31:DA:391:G:H1	1.61	0.48
53:DD:41:C:O2'	53:DD:42:C:H5'	2.13	0.48
32:DE:118:LEU:HD13	32:DE:142:LEU:HB2	1.95	0.48
32:DE:92:TYR:HE2	32:DE:151:GLY:H	1.59	0.48
37:DJ:78:ARG:NH1	37:DJ:80:VAL:HB	2.28	0.48
39:DL:55:ALA:HB1	39:DL:59:PHE:CE1	2.48	0.48
13:A0:104:ARG:HB3	13:A0:107:ASP:OD2	2.13	0.48
1:AA:2015:A:C2'	27:A5:2:ALA:HA	2.37	0.48
1:AA:1061:U:H1'	1:AA:1070:A:C2	2.48	0.48
1:AA:2575:C:H5'	4:AE:144:ARG:HG2	1.95	0.48
1:AA:317:G:C2	1:AA:318:C:C2	3.01	0.48
1:AA:638:G:H2'	1:AA:639:U:O4'	2.12	0.48
1:AA:654(M):C:H3'	1:AA:654(N):G:H8	1.78	0.48
2:AB:82:G:C4	2:AB:83:G:C8	3.01	0.48
3:AD:8:PRO:CB	3:AD:14:ARG:HB2	2.43	0.48
3:AD:25:THR:O	3:AD:26:LYS:C	2.48	0.48
6:AG:20:ILE:O	6:AG:24:GLY:N	2.40	0.48
7:AH:59:ARG:NH1	7:AH:59:ARG:HG3	2.06	0.48
15:AR:128:GLU:HG2	15:AR:128:GLU:O	2.13	0.48
15:AR:58:ASN:O	15:AR:60:THR:HG23	2.14	0.48
18:AS:7:ALA:HB2	18:AS:50:VAL:HG22	1.94	0.48
24:AW:42:GLY:C	24:AW:44:LEU:H	2.15	0.48
22:B3:31:VAL:HG22	22:B3:65:GLY:O	2.13	0.48
1:BA:1059:G:H5''	1:BA:1060:U:H2'	1.96	0.48
1:BA:1925:C:O2'	1:BA:1926:U:H5'	2.13	0.48
1:BA:2136:C:H2'	1:BA:2137:C:C6	2.49	0.48
1:BA:2316:C:O2'	6:BG:128:ARG:NH2	2.43	0.48
1:BA:2531:A:C5'	7:BH:157:TYR:CE2	2.94	0.48
1:BA:2531:A:H2'	1:BA:2532:G:H5'	1.94	0.48
1:BA:2850:A:H2'	1:BA:2851:A:C8	2.47	0.48
1:BA:301:G:HO2'	1:BA:302:C:H6	1.61	0.48
1:BA:528:A:C8	1:BA:528:A:H3'	2.47	0.48
1:BA:623:G:H2'	1:BA:624:C:C6	2.48	0.48
1:BA:66:C:C2'	1:BA:67:U:H5'	2.43	0.48
1:BA:74:A:O5'	1:BA:74:A:C8	2.67	0.48

Continued on next page...

Continued from previous page...

Atom-1	Atom-2	Interatomic distance (Å)	Clash overlap (Å)
1:BA:850:C:O2'	1:BA:851:U:H5'	2.13	0.48
1:BA:90:U:O2'	1:BA:91:A:H5''	2.12	0.48
1:BA:957:A:N6	1:BA:2459:A:C8	2.82	0.48
5:BF:198:ALA:O	5:BF:201:VAL:HG12	2.13	0.48
6:BG:73:ALA:HB2	6:BG:82:LEU:HD21	1.95	0.48
11:BO:56:SER:O	11:BO:57:THR:O	2.30	0.48
1:BA:329:G:C5	20:BU:19:LYS:HE2	2.48	0.48
24:BW:17:SER:CB	24:BW:21:LEU:H	2.26	0.48
31:CA:1106:G:H2'	31:CA:1107:C:C6	2.46	0.48
31:CA:1128:C:O2'	31:CA:1130:A:C8	2.41	0.48
31:CA:1159:U:C2	31:CA:1182:G:C2	3.01	0.48
31:CA:119:A:C4'	31:CA:120:A:O5'	2.57	0.48
31:CA:186(B):C:O2'	31:CA:186(C):G:H5'	2.13	0.48
31:CA:872:A:C2	31:CA:874:G:C6	3.01	0.48
31:CA:883:C:C2'	31:CA:884:U:H5'	2.43	0.48
31:CA:908:A:H2'	31:CA:909:A:C8	2.49	0.48
31:CA:999:U:O2'	31:CA:1000:A:H5'	2.13	0.48
52:CB:33:U:C5	52:CB:34:U:H5	2.31	0.48
32:CE:7:VAL:HB	32:CE:217:ARG:NH2	2.23	0.48
33:CF:114:PRO:O	33:CF:118:GLN:HG3	2.13	0.48
33:CF:41:GLY:O	33:CF:44:GLU:HB2	2.13	0.48
35:CH:154:GLY:O	35:CH:155:GLU:CB	2.60	0.48
37:CJ:51:GLN:HA	37:CJ:51:GLN:OE1	2.12	0.48
40:CM:100:THR:O	40:CM:101:VAL:HG23	2.13	0.48
42:CO:83:ARG:HG3	42:CO:98:VAL:HG22	1.95	0.48
31:DA:1130:A:O5'	31:DA:1131:G:OP2	2.30	0.48
31:DA:990:C:C2	31:DA:1216:G:C2	3.00	0.48
31:DA:1223:C:P	31:DA:1224:G:H2'	2.54	0.48
31:DA:57:G:C6	31:DA:58:C:N4	2.81	0.48
31:DA:854:G:C2	31:DA:855:G:C8	3.02	0.48
31:DA:877:C:O2'	31:DA:878:G:H5'	2.14	0.48
31:DA:992:U:C1'	31:DA:993:G:OP2	2.61	0.48
53:DC:60:A:H2'	53:DC:61:U:H5'	1.96	0.48
32:DE:53:ARG:NH1	32:DE:199:TYR:HD2	2.11	0.48
36:DI:76:ALA:HB1	36:DI:80:ARG:HH21	1.77	0.48
42:DO:79:GLU:HG3	42:DO:80:HIS:CG	2.49	0.48
16:A1:102:GLU:HB3	16:A1:105:VAL:CG2	2.44	0.48
17:A2:47:VAL:HG23	17:A2:48:GLY:N	2.27	0.48
1:AA:1278:A:O2'	13:A0:34:ILE:HD11	2.13	0.48
1:AA:1344:G:H4'	1:AA:1384:A:N7	2.29	0.48
1:AA:1847:A:H4'	1:AA:1848:A:OP2	2.13	0.48

Continued on next page...

Continued from previous page...

Atom-1	Atom-2	Interatomic distance (Å)	Clash overlap (Å)
1:AA:1916:A:H3'	1:AA:1917:U:H6	1.78	0.48
1:AA:2467:C:C5'	12:AP:123:HIS:CE1	2.96	0.48
1:AA:2705:A:H2'	1:AA:2706:G:O4'	2.12	0.48
1:AA:27:G:C4	1:AA:512:G:N2	2.81	0.48
1:AA:571:A:C5	1:AA:575:A:C8	3.01	0.48
1:AA:654(M):C:C2'	1:AA:654(N):G:H8	2.25	0.48
1:AA:870:A:C2	1:AA:871:U:H1'	2.48	0.48
3:AD:35:LYS:CB	3:AD:64:ILE:H	2.25	0.48
6:AG:77:ILE:HG21	6:AG:80:PHE:CE1	2.46	0.48
7:AH:99:VAL:O	7:AH:102:ALA:HB3	2.14	0.48
7:AH:115:VAL:O	7:AH:115:VAL:CG1	2.58	0.48
7:AH:139:GLN:O	7:AH:143:GLN:HB2	2.14	0.48
8:AK:29:TYR:O	8:AK:33:ARG:HB2	2.13	0.48
9:AM:22:THR:HG22	9:AM:23:LEU:N	2.28	0.48
10:AN:49:ARG:NH2	31:CA:1423:G:OP1	2.44	0.48
14:AQ:85:VAL:HG23	14:AQ:112:PHE:CZ	2.47	0.48
15:AR:118:ARG:NH1	31:CA:1446:A:C6	2.81	0.48
15:AR:23:ARG:HB3	15:AR:24:PRO:HD2	1.93	0.48
18:AS:70:TYR:HE2	18:AS:108:GLY:HA3	1.77	0.48
24:AW:58:ALA:O	24:AW:62:THR:HG22	2.12	0.48
1:BA:1143:A:N3	1:BA:1143:A:O4'	2.45	0.48
1:BA:1416:G:C2'	1:BA:1417:C:H6	2.26	0.48
1:BA:1466:G:H2'	1:BA:1466:G:N3	2.29	0.48
1:BA:2667:C:H1'	7:BH:109:PHE:HD2	1.76	0.48
1:BA:2790:A:C4'	1:BA:2791:C:OP2	2.60	0.48
1:BA:2860:A:N7	1:BA:2861:G:H1'	2.29	0.48
1:BA:2893:G:OP2	1:BA:2893:G:H8	1.97	0.48
1:BA:298:G:O2'	1:BA:322:A:N1	2.41	0.48
1:BA:753:C:H2'	1:BA:754:C:H6	1.78	0.48
3:BD:34:VAL:HG12	3:BD:34:VAL:O	2.13	0.48
4:BE:25:VAL:O	4:BE:26:ILE:HG12	2.14	0.48
4:BE:63:LEU:HD23	4:BE:66:HIS:CE1	2.48	0.48
5:BF:123:LEU:O	5:BF:123:LEU:HD12	2.13	0.48
5:BF:155:LEU:CD2	5:BF:186:ILE:HD13	2.35	0.48
10:BN:4:PRO:O	10:BN:5:GLN:CB	2.61	0.48
11:BO:55:ARG:O	11:BO:55:ARG:HG3	2.13	0.48
20:BU:13:VAL:HG23	20:BU:73:ARG:H	1.78	0.48
21:BV:105:VAL:O	21:BV:140:ASP:HA	2.13	0.48
31:CA:1031:G:H2'	31:CA:1032:A:H8	1.78	0.48
31:CA:1101:A:H4'	31:CA:1102:A:O5'	2.14	0.48
31:CA:141:A:C2	31:CA:142:G:C4	3.01	0.48

Continued on next page...

Continued from previous page...

Atom-1	Atom-2	Interatomic distance (Å)	Clash overlap (Å)
31:CA:148:G:N3	31:CA:149:A:C8	2.81	0.48
31:CA:428:G:O3'	34:CG:36:ARG:NH2	2.46	0.48
31:CA:475:G:H2'	31:CA:476:G:O4'	2.13	0.48
31:CA:491:G:H2'	31:CA:492:G:H8	1.78	0.48
31:CA:616:G:C2	31:CA:617:G:N7	2.81	0.48
31:CA:626:U:C2	31:CA:627:G:N7	2.80	0.48
31:CA:874:G:C6	31:CA:875:C:C4	3.01	0.48
32:CE:70:PHE:O	32:CE:93:VAL:N	2.43	0.48
37:CJ:20:ASP:HB3	37:CJ:23:VAL:CG2	2.43	0.48
31:CA:1116:C:O2'	39:CL:108:VAL:HG11	2.14	0.48
39:CL:83:ARG:HA	39:CL:86:VAL:HG12	1.95	0.48
31:DA:1291:G:C6	31:DA:1292:U:C4	3.01	0.48
31:DA:487:A:H2'	31:DA:488:C:O4'	2.12	0.48
31:DA:558:G:H5''	31:DA:559:A:OP2	2.14	0.48
32:DE:102:LEU:N	32:DE:102:LEU:HD12	2.29	0.48
32:DE:204:ASN:HB2	32:DE:210:SER:HB3	1.96	0.48
32:DE:239:VAL:O	32:DE:240:GLN:HB2	2.12	0.48
32:DE:75:LYS:HD3	32:DE:78:GLN:HE21	1.78	0.48
34:DG:81:GLU:OE2	34:DG:139:ARG:NH2	2.45	0.48
40:DM:30:SER:OG	40:DM:84:GLN:HG3	2.13	0.48
41:DN:26:ASN:O	41:DN:27:ASN:HB2	2.13	0.48
43:DP:110:ARG:HG2	43:DP:110:ARG:HH11	1.75	0.48
16:A1:50:ARG:HG2	16:A1:53:ARG:HH22	1.79	0.48
1:AA:1169:G:N2	1:AA:1181:C:C2	2.81	0.48
1:AA:1265:A:H8	1:AA:1265:A:OP1	1.97	0.48
1:AA:1278:A:OP1	13:A0:36:THR:HG22	2.12	0.48
1:AA:1322:A:H2'	1:AA:1323:U:H6	1.78	0.48
1:AA:1502:C:C2'	1:AA:1503:U:H5'	2.43	0.48
1:AA:1439:A:C2	1:AA:1553:A:C5	3.02	0.48
1:AA:1705:G:O2'	1:AA:1706:U:H5'	2.13	0.48
1:AA:2064:C:H2'	1:AA:2065:C:C6	2.47	0.48
1:AA:2098:U:C2	1:AA:2099:U:C6	3.01	0.48
1:AA:2156:G:C2	1:AA:2157:G:N2	2.82	0.48
1:AA:2785:C:OP1	4:AE:41:LYS:HE3	2.13	0.48
1:AA:280:C:N3	1:AA:361:G:C2	2.82	0.48
1:AA:864:G:C6	1:AA:865:C:N4	2.81	0.48
1:AA:966:G:H2'	1:AA:967:C:H6	1.76	0.48
5:AF:65:TRP:CZ3	5:AF:72:ARG:HB3	2.48	0.48
8:AK:23:PRO:O	8:AK:26:ALA:HB3	2.12	0.48
11:AO:135:LEU:O	11:AO:139:LYS:HG3	2.13	0.48
12:AP:87:LYS:O	12:AP:88:GLY:O	2.30	0.48

Continued on next page...

Continued from previous page...

Atom-1	Atom-2	Interatomic distance (Å)	Clash overlap (Å)
18:AS:11:ARG:CZ	18:AS:98:LYS:HB3	2.44	0.48
16:B1:91:ASP:O	16:B1:92:ARG:HG2	2.13	0.48
17:B2:7:THR:HG23	17:B2:22:VAL:HG21	1.95	0.48
6:BG:108:ASN:OD1	26:B4:38:LYS:HD3	2.13	0.48
1:BA:152:G:H1	1:BA:174:C:N4	2.09	0.48
1:BA:1746:G:C2	1:BA:1747:G:C8	3.01	0.48
1:BA:1753:G:N1	1:BA:1756:G:C2	2.82	0.48
1:BA:2019:A:N7	27:B5:9:LYS:CE	2.74	0.48
1:BA:265:A:H1'	1:BA:266:G:O4'	2.14	0.48
1:BA:270(Y):G:C2	1:BA:270(Z):U:O4	2.67	0.48
1:BA:442:G:C6	1:BA:444:C:N4	2.81	0.48
1:BA:448:U:O4	1:BA:583:G:H1'	2.14	0.48
1:BA:668:G:H2'	1:BA:669:G:OP1	2.13	0.48
1:BA:921:G:H2'	1:BA:922:U:C6	2.49	0.48
1:BA:947:G:N3	1:BA:984:A:H2	2.11	0.48
2:BB:15:A:H1'	2:BB:109:G:N9	2.28	0.48
3:BD:148:GLU:O	3:BD:151:LYS:HB2	2.13	0.48
10:BN:25:LEU:HB2	10:BN:38:VAL:HG23	1.95	0.48
11:BO:55:ARG:O	11:BO:56:SER:C	2.51	0.48
11:BO:75:ILE:N	11:BO:75:ILE:HD13	2.27	0.48
15:BR:98:LYS:HD2	15:BR:98:LYS:N	2.29	0.48
18:BS:19:LEU:O	18:BS:22:ASP:HB2	2.14	0.48
20:BU:76:CYS:HB3	20:BU:77:PRO:HD2	1.95	0.48
23:BZ:6:GLU:O	23:BZ:91:LYS:HE2	2.13	0.48
31:CA:1070:U:H2'	31:CA:1071:C:H6	1.78	0.48
31:CA:439:A:C2'	31:CA:440:A:O5'	2.62	0.48
31:CA:552:U:O2'	31:CA:553:A:H5'	2.13	0.48
31:CA:811:C:H4'	31:CA:900:A:H62	1.75	0.48
31:CA:943:U:C2'	31:CA:944:G:H5'	2.44	0.48
33:CF:131:ARG:CG	33:CF:131:ARG:HH11	2.26	0.48
31:DA:1037:C:H2'	31:DA:1038:C:C6	2.48	0.48
31:DA:1127:G:N2	31:DA:1145:C:C2	2.81	0.48
31:DA:1055:A:C8	31:DA:1206:G:C2	3.02	0.48
31:DA:1209:C:O2'	31:DA:1210:C:H5'	2.13	0.48
31:DA:961:U:OP2	31:DA:1223:C:H4'	2.12	0.48
31:DA:1253:G:O2'	31:DA:1254:C:H5'	2.13	0.48
31:DA:973:G:H3'	31:DA:974:A:C5'	2.41	0.48
52:DB:51:A:OP1	52:DB:51:A:C8	2.66	0.48
53:DD:52:C:N4	53:DD:64:G:H1	2.11	0.48
32:DE:237:ALA:N	32:DE:239:VAL:H	2.10	0.48
34:DG:105:VAL:HG13	34:DG:110:PHE:HB2	1.95	0.48

Continued on next page...

Continued from previous page...

Atom-1	Atom-2	Interatomic distance (Å)	Clash overlap (Å)
34:DG:111:ALA:HB1	34:DG:116:GLN:OE1	2.13	0.48
35:DH:91:LEU:CD1	35:DH:120:THR:HG22	2.33	0.48
35:DH:150:ARG:O	35:DH:154:GLY:HA3	2.14	0.48
37:DJ:99:LEU:HD22	37:DJ:103:TRP:CZ2	2.47	0.48
31:DA:1346:A:C8	37:DJ:10:ARG:NH2	2.82	0.48
37:DJ:149:ARG:HD3	41:DN:59:TYR:CZ	2.48	0.48
37:DJ:26:PHE:CG	37:DJ:62:PHE:HE1	2.32	0.48
31:DA:972:C:OP2	40:DM:57:LYS:HD3	2.14	0.48
40:DM:70:ARG:HH11	40:DM:70:ARG:HG2	1.79	0.48
43:DP:10:PRO:CB	43:DP:18:ALA:HB1	2.40	0.48
1:AA:2159:G:H2'	1:AA:2160:G:H8	1.78	0.48
1:AA:2566:A:O2'	1:AA:2567:G:OP2	2.27	0.48
1:AA:2731:G:C6	1:AA:2732:G:O6	2.66	0.48
1:AA:716:A:H2'	1:AA:717:G:O5'	2.13	0.48
1:AA:850:C:O2'	25:AX:46:ASN:ND2	2.45	0.48
1:AA:979:G:N2	1:AA:985:C:C4	2.82	0.48
4:AE:37:ARG:N	4:AE:37:ARG:NE	2.61	0.48
5:AF:123:LEU:HD12	5:AF:124:LEU:N	2.28	0.48
1:AA:674:G:O2'	5:AF:74:ARG:HD3	2.12	0.48
2:AB:42:C:H4'	6:AG:67:LYS:HD3	1.96	0.48
1:AA:806:C:OP2	11:AO:41:ARG:HD3	2.13	0.48
12:AP:18:LYS:HG3	12:AP:19:GLY:H	1.78	0.48
14:AQ:83:LYS:C	14:AQ:109:GLY:HA2	2.33	0.48
16:B1:65:ILE:HD11	16:B1:96:ALA:HB3	1.93	0.48
17:B2:80:GLN:HG3	17:B2:81:TYR:H	1.79	0.48
28:B6:9:LEU:HD22	28:B6:11:LEU:HD22	1.95	0.48
1:BA:1347:G:H1'	29:B7:49:ARG:NH2	2.28	0.48
1:BA:1012:U:N3	1:BA:1143:A:C2	2.78	0.48
1:BA:1169:G:N2	1:BA:1181:C:C2	2.82	0.48
1:BA:49:A:C6	1:BA:118:A:C5	3.01	0.48
1:BA:1235:G:C6	1:BA:1236:G:N1	2.82	0.48
1:BA:137(A):G:H2'	1:BA:139:G:N7	2.27	0.48
1:BA:1472:A:H2'	1:BA:1473:G:C5'	2.43	0.48
1:BA:1543:A:H2'	1:BA:1544:C:H3'	1.95	0.48
1:BA:1771:C:C1'	1:BA:1786:A:C8	2.97	0.48
1:BA:2274:A:C2	1:BA:2276:G:H1'	2.48	0.48
1:BA:276:A:H2'	1:BA:277:C:C6	2.48	0.48
1:BA:377:C:H2'	1:BA:378:C:H6	1.78	0.48
1:BA:458:G:O2'	29:B7:39:ARG:HD3	2.14	0.48
1:BA:492:A:C2'	1:BA:493:G:H5'	2.44	0.48
1:BA:714:U:O2	1:BA:716:A:C8	2.67	0.48

Continued on next page...

Continued from previous page...

Atom-1	Atom-2	Interatomic distance (Å)	Clash overlap (Å)
1:BA:868:U:C4	1:BA:869:G:N7	2.81	0.48
1:BA:881:G:H5'	1:BA:882:G:OP2	2.13	0.48
1:BA:988:A:C2'	1:BA:989:G:O5'	2.62	0.48
6:BG:7:LEU:HB2	6:BG:104:GLU:CD	2.34	0.48
7:BH:3:ARG:HG3	7:BH:4:ILE:N	2.29	0.48
7:BH:7:LEU:N	7:BH:8:PRO:HD2	2.29	0.48
9:BM:67:LEU:O	9:BM:88:GLU:HG3	2.12	0.48
10:BN:37:ASP:O	10:BN:62:VAL:HG23	2.13	0.48
14:BQ:110:LEU:HD22	14:BQ:111:GLU:N	2.29	0.48
14:BQ:66:ALA:HA	14:BQ:69:VAL:CG1	2.44	0.48
15:BR:13:ARG:N	15:BR:13:ARG:CD	2.75	0.48
15:BR:3:ARG:O	15:BR:7:ILE:HB	2.13	0.48
31:CA:1098:C:H2'	31:CA:1099:G:O4'	2.13	0.48
31:CA:1133:G:C4	31:CA:1134:G:C8	3.01	0.48
31:CA:1256:A:C2	31:CA:1277:C:C4	3.02	0.48
31:CA:262:A:H3'	31:CA:263:A:H8	1.78	0.48
31:CA:349:A:O2'	31:CA:350:G:H5'	2.13	0.48
31:CA:562:C:H1'	42:CO:12:ARG:HD2	1.95	0.48
31:CA:706:A:O2'	41:CN:31:THR:CG2	2.62	0.48
31:CA:91:C:H2'	31:CA:92:G:O4'	2.13	0.48
32:CE:165:VAL:CG2	32:CE:166:ASP:H	2.25	0.48
33:CF:12:LEU:O	33:CF:16:ARG:O	2.31	0.48
34:CG:146:ILE:HD12	34:CG:146:ILE:H	1.79	0.48
34:CG:64:LEU:HB2	34:CG:198:VAL:HG21	1.95	0.48
37:CJ:21:VAL:HG23	37:CJ:22:LEU:N	2.29	0.48
38:CK:103:VAL:CG2	38:CK:110:ALA:HB2	2.42	0.48
31:CA:1226:C:H4'	49:CV:80:TYR:OH	2.13	0.48
50:CW:69:GLY:O	50:CW:73:HIS:CE1	2.66	0.48
31:DA:1015:A:C6	31:DA:1016:A:C6	3.01	0.48
31:DA:1378:C:C5	31:DA:1379:G:C1'	2.97	0.48
31:DA:191:G:C6	31:DA:192:U:C4	3.02	0.48
31:DA:542:G:N2	31:DA:543:C:C2	2.81	0.48
31:DA:616:G:C2	31:DA:617:G:N7	2.82	0.48
32:DE:19:HIS:CE1	32:DE:204:ASN:CB	2.88	0.48
32:DE:42:ILE:HD11	32:DE:202:PRO:CB	2.28	0.48
35:DH:69:VAL:O	35:DH:71:LEU:HG	2.14	0.48
31:DA:19:C:H5''	35:DH:86:ALA:HB3	1.95	0.48
39:DL:42:ARG:NH1	39:DL:71:SER:O	2.46	0.48
31:DA:1152:A:OP1	40:DM:68:HIS:CE1	2.66	0.48
43:DP:110:ARG:CG	43:DP:110:ARG:NH1	2.68	0.48
47:DT:29:HIS:CG	47:DT:30:PRO:HD2	2.48	0.48

Continued on next page...

Continued from previous page...

Atom-1	Atom-2	Interatomic distance (Å)	Clash overlap (Å)
30:A8:17:THR:OG1	30:A8:21:LYS:HB2	2.13	0.48
30:A8:23:VAL:CG1	30:A8:46:ARG:HB3	2.43	0.48
1:AA:1026:U:H1'	1:AA:1027:A:H5''	1.94	0.48
1:AA:1045:A:C2	1:AA:1111:A:C6	3.02	0.48
1:AA:1159:U:H2'	1:AA:1160:G:C8	2.49	0.48
1:AA:1208:C:C4	1:AA:1209:G:N7	2.81	0.48
1:AA:1477:A:C6	1:AA:1478:G:C5	3.02	0.48
1:AA:1735:C:C5'	1:AA:1735:C:H6	2.26	0.48
1:AA:1893:C:C5	1:AA:1894:C:C5	3.01	0.48
1:AA:2097:C:C2'	1:AA:2098:U:H5'	2.43	0.48
1:AA:2164:C:OP2	1:AA:2166:G:N2	2.42	0.48
1:AA:2307:G:H1'	1:AA:2308:G:N2	2.28	0.48
1:AA:2492:U:H2'	1:AA:2493:U:C6	2.48	0.48
1:AA:600:G:H2'	1:AA:601:C:O4'	2.14	0.48
2:AB:16:G:H2'	2:AB:17:C:H6	1.79	0.48
3:AD:27:THR:O	3:AD:28:GLU:OE1	2.31	0.48
1:AA:2574:G:O2'	4:AE:143:ASN:HB3	2.14	0.48
4:AE:23:VAL:CG1	4:AE:185:LYS:N	2.50	0.48
4:AE:78:LEU:C	4:AE:78:LEU:HD23	2.33	0.48
5:AF:206:ILE:HD12	5:AF:207:GLY:N	2.27	0.48
5:AF:40:GLN:OE1	5:AF:184:TYR:CB	2.62	0.48
9:AM:39:ARG:HB3	9:AM:41:ASP:OD1	2.13	0.48
11:AO:50:ARG:O	11:AO:51:PHE:O	2.30	0.48
17:B2:75:PHE:O	17:B2:76:LYS:O	2.32	0.48
30:B8:32:LEU:C	30:B8:36:LYS:CE	2.82	0.48
1:BA:1016:G:H2'	1:BA:1017:G:H8	1.79	0.48
1:BA:1449:A:H5'	1:BA:1449(A):G:OP2	2.14	0.48
1:BA:1416:G:H1	1:BA:1582:C:H42	1.61	0.48
1:BA:1826:G:H2'	1:BA:1827:C:C6	2.49	0.48
1:BA:2555:U:C5	1:BA:2556:C:C2	3.02	0.48
1:BA:276:A:H2'	1:BA:277:C:H6	1.78	0.48
1:BA:2838:G:C5	1:BA:2839:G:N7	2.81	0.48
1:BA:722:A:H8	1:BA:722:A:OP2	1.97	0.48
2:BB:20:C:O2'	2:BB:21:G:H5'	2.12	0.48
5:BF:107:LYS:HD2	5:BF:107:LYS:N	2.29	0.48
6:BG:102:PHE:HE2	6:BG:141:PHE:HE1	1.61	0.48
8:BK:101:LEU:HD23	8:BK:101:LEU:N	2.26	0.48
14:BQ:67:ARG:HB2	14:BQ:67:ARG:NH1	2.28	0.48
15:BR:78:LEU:HD23	15:BR:78:LEU:O	2.14	0.48
21:BV:110:GLY:HA2	21:BV:144:LEU:C	2.34	0.48
31:CA:1023:G:N1	31:CA:1024:G:C8	2.81	0.48

Continued on next page...

Continued from previous page...

Atom-1	Atom-2	Interatomic distance (Å)	Clash overlap (Å)
31:CA:104:G:C2	31:CA:105:G:C8	3.02	0.48
31:CA:1237:C:O2	31:CA:1334:G:O2'	2.26	0.48
31:CA:156:G:N2	31:CA:165:C:N3	2.48	0.48
31:CA:66:G:C2	31:CA:67:C:C6	3.02	0.48
31:CA:864:A:H5''	31:CA:865:A:OP2	2.13	0.48
52:CB:59:U:O2'	52:CB:70:G:H4'	2.13	0.48
32:CE:21:ARG:O	32:CE:21:ARG:HG2	2.13	0.48
32:CE:19:HIS:O	32:CE:39:ILE:HG12	2.13	0.48
32:CE:69:LEU:HD12	32:CE:70:PHE:H	1.78	0.48
32:CE:75:LYS:HE3	32:CE:75:LYS:O	2.13	0.48
34:CG:108:LEU:HB3	34:CG:110:PHE:HD1	1.75	0.48
38:CK:129:VAL:HG23	38:CK:130:GLY:N	2.21	0.48
46:CS:23:ASP:OD1	46:CS:25:ARG:HD3	2.14	0.48
31:DA:1053:G:C5	31:DA:1199:U:C5	3.01	0.48
31:DA:1213:A:C6	31:DA:1215:G:H1'	2.48	0.48
31:DA:1213:A:C5	31:DA:1215:G:C4	3.01	0.48
31:DA:1379:G:O2'	31:DA:1380:U:H5'	2.14	0.48
31:DA:62:U:O2'	31:DA:379:C:H1'	2.14	0.48
31:DA:564:C:O2'	38:DK:91:ARG:NH2	2.46	0.48
31:DA:668:G:C2'	31:DA:669:U:H5'	2.44	0.48
31:DA:993:G:H4'	31:DA:994:A:OP1	2.14	0.48
52:DB:18:G:H8	52:DB:18:G:OP2	1.97	0.48
52:DB:55:G:H2'	52:DB:56:G:H8	1.77	0.48
1:BA:2507:C:O2'	52:DB:86:C:O2	2.31	0.48
53:DD:21:U:H3'	53:DD:22:A:C5'	2.43	0.48
32:DE:115:LEU:HD21	32:DE:153:ARG:NH1	2.28	0.48
34:DG:162:LEU:O	34:DG:165:MET:HB2	2.14	0.48
36:DI:77:ARG:NH1	36:DI:77:ARG:HB3	2.29	0.48
40:DM:80:LYS:O	40:DM:83:GLU:HB3	2.14	0.48
29:A7:23:ARG:O	29:A7:28:ARG:NH1	2.47	0.48
1:AA:1045:A:C8	1:AA:1047:G:C2	3.02	0.48
1:AA:1063:G:H1	1:AA:1075:C:N4	2.10	0.48
1:AA:1545(A):A:H2'	1:AA:1546:C:H5'	1.96	0.48
1:AA:1565:C:C2	1:AA:1567:A:C8	3.01	0.48
1:AA:1680:U:O2	1:AA:1763:G:H3'	2.13	0.48
1:AA:2015:A:C1'	27:A5:2:ALA:CB	2.91	0.48
1:AA:2093:G:C6	1:AA:2225:A:C8	3.02	0.48
1:AA:2820:A:C5	13:A0:4:LEU:HD21	2.49	0.48
1:AA:2871:C:H5''	1:AA:2872:G:OP1	2.14	0.48
3:AD:35:LYS:CE	3:AD:65:ILE:HG22	2.43	0.48
6:AG:70:VAL:HA	6:AG:90:LEU:HD12	1.96	0.48

Continued on next page...

Continued from previous page...

Atom-1	Atom-2	Interatomic distance (Å)	Clash overlap (Å)
7:AH:105:LEU:H	7:AH:105:LEU:HD23	1.78	0.48
7:AH:115:VAL:HG11	7:AH:148:ILE:CG1	2.43	0.48
8:AK:14:ASP:O	8:AK:15:VAL:HG22	2.13	0.48
8:AK:99:GLU:O	8:AK:100:ALA:C	2.51	0.48
11:AO:61:ARG:CZ	11:AO:61:ARG:HB2	2.26	0.48
11:AO:83:VAL:HG12	11:AO:112:LEU:HD21	1.94	0.48
15:AR:22:PHE:N	15:AR:22:PHE:CD2	2.82	0.48
21:AV:111:VAL:HG21	21:AV:174:VAL:HG11	1.95	0.48
17:B2:2:PHE:H	17:B2:42:GLY:HA3	1.78	0.48
28:B6:41:PRO:HD2	28:B6:46:HIS:N	2.28	0.48
1:BA:1140:C:H4'	1:BA:1143:A:N7	2.28	0.48
1:BA:1487:G:H1	1:BA:1502:C:H42	1.59	0.48
1:BA:154:G:H5'	1:BA:155:C:OP2	2.14	0.48
1:BA:1869:G:C8	1:BA:1869:G:H5'	2.48	0.48
1:BA:2331:G:H4'	22:B3:43:THR:N	2.28	0.48
1:BA:2558:C:H2'	1:BA:2559:C:O4'	2.14	0.48
1:BA:2655:G:N2	1:BA:2665:A:OP2	2.46	0.48
1:BA:292:C:O2'	1:BA:293:U:H5'	2.13	0.48
1:BA:311:A:C2	1:BA:331:A:H5''	2.42	0.48
1:BA:319:C:C2	1:BA:333:G:N2	2.82	0.48
1:BA:447:A:C8	1:BA:473:G:C6	3.02	0.48
1:BA:881:G:C6	1:BA:895:U:O2	2.67	0.48
1:BA:90:U:HO2'	1:BA:91:A:H8	1.45	0.48
1:BA:986:C:O2'	1:BA:987:G:H5'	2.14	0.48
1:BA:84:A:H2'	1:BA:99:U:O4	2.14	0.48
5:BF:182:ASN:O	5:BF:186:ILE:HG12	2.14	0.48
6:BG:150:ASP:CG	6:BG:151:ALA:H	2.17	0.48
6:BG:138:GLN:HE22	6:BG:153:ARG:H	1.62	0.48
1:BA:2531:A:H5''	7:BH:157:TYR:HE2	1.77	0.48
12:BP:42:ILE:HD13	12:BP:97:VAL:CG2	2.43	0.48
12:BP:97:VAL:HG21	12:BP:103:MET:HE2	1.96	0.48
14:BQ:106:ARG:HG3	14:BQ:106:ARG:H	1.41	0.48
14:BQ:66:ALA:HA	14:BQ:69:VAL:HG12	1.95	0.48
14:BQ:89:ARG:HG3	14:BQ:92:TYR:O	2.14	0.48
25:BX:39:ASP:OD1	25:BX:44:ARG:NE	2.47	0.48
31:CA:1051:C:H2'	31:CA:1052:U:O4'	2.14	0.48
31:CA:329:A:C2	31:CA:332:G:C4	3.02	0.48
31:CA:80:G:O6	31:CA:89:U:O2	2.30	0.48
52:CB:15:A:N1	52:CB:70:G:C4	2.81	0.48
34:CG:172:PRO:HB2	34:CG:187:ARG:HH12	1.78	0.48
37:CJ:72:ARG:HG3	37:CJ:142:GLU:OE1	2.14	0.48

Continued on next page...

Continued from previous page...

Atom-1	Atom-2	Interatomic distance (Å)	Clash overlap (Å)
39:CL:47:LEU:HD22	39:CL:47:LEU:H	1.79	0.48
42:CO:14:LYS:HB3	42:CO:15:VAL:HG22	1.96	0.48
46:CS:14:ASN:N	46:CS:15:PRO:HD3	2.29	0.48
26:A4:63:TYR:CD1	49:CV:42:PRO:HD3	2.49	0.48
49:CV:41:VAL:CG2	49:CV:67:VAL:HG22	2.44	0.48
31:DA:1200:C:H5'	31:DA:1201:A:H5'	1.95	0.48
31:DA:324:G:OP1	50:DW:22:ARG:HD3	2.13	0.48
31:DA:333:G:H4'	50:DW:16:HIS:CE1	2.49	0.48
31:DA:458:C:C2	31:DA:464:G:C8	3.02	0.48
32:DE:142:LEU:HD23	32:DE:142:LEU:O	2.13	0.48
32:DE:166:ASP:CG	32:DE:169:LYS:HB2	2.34	0.48
43:DP:78:ILE:HD13	43:DP:92:HIS:CD2	2.47	0.48
17:A2:25:LEU:H	17:A2:92:THR:HG23	1.77	0.48
6:AG:112:PRO:HB3	26:A4:37:SER:OG	2.14	0.48
26:A4:49:PHE:O	26:A4:50:VAL:HB	2.14	0.48
1:AA:1192:G:C2'	1:AA:1193:G:H5'	2.44	0.48
1:AA:1810:A:H2'	1:AA:1811:G:O4'	2.14	0.48
1:AA:2040:C:H2'	1:AA:2041:U:C6	2.48	0.48
1:AA:2168:G:H21	1:AA:2169:A:H3'	1.79	0.48
1:AA:2662:A:H2'	1:AA:2663:G:O4'	2.14	0.48
1:AA:270(O):U:H5''	1:AA:270(P):C:OP2	2.13	0.48
1:AA:2735:G:O2'	1:AA:2736:G:H5'	2.14	0.48
1:AA:588:U:H2'	1:AA:589:C:C6	2.49	0.48
1:AA:637:A:O5'	11:AO:116:GLY:HA3	2.14	0.48
1:AA:654(S):G:C4'	1:AA:654(T):A:OP1	2.62	0.48
11:AO:2:LYS:O	11:AO:5:ASP:HB2	2.14	0.48
12:AP:63:LYS:HG2	12:AP:64:ILE:H	1.77	0.48
20:AU:5:MET:HE1	20:AU:32:PRO:HA	1.96	0.48
20:AU:39:VAL:HG12	20:AU:40:GLU:N	2.29	0.48
1:BA:1420:U:HO2'	1:BA:1421:G:P	2.31	0.48
1:BA:1588:C:O2	1:BA:1588:C:H2'	2.14	0.48
1:BA:1668:A:C2	1:BA:1670:C:N3	2.82	0.48
1:BA:1821:A:H2'	1:BA:1822:G:C8	2.49	0.48
1:BA:1993:U:H2'	1:BA:1994:C:O5'	2.13	0.48
1:BA:2062:A:H62	1:BA:2503:A:N6	2.11	0.48
1:BA:2275:C:C6	1:BA:2275:C:H5'	2.46	0.48
1:BA:2312:U:C2'	1:BA:2313:C:H5'	2.44	0.48
1:BA:957:A:N1	1:BA:2459:A:C8	2.82	0.48
1:BA:288:C:C3'	1:BA:289:A:H8	2.27	0.48
1:BA:516:C:H2'	1:BA:517:C:H6	1.78	0.48
1:BA:653:A:H5''	1:BA:654:A:P	2.54	0.48

Continued on next page...

Continued from previous page...

Atom-1	Atom-2	Interatomic distance (Å)	Clash overlap (Å)
1:BA:654(M):C:H2'	1:BA:654(N):G:C8	2.49	0.48
1:BA:803:U:C2'	1:BA:804:A:H5'	2.44	0.48
1:BA:867:C:C4	1:BA:868:U:C5	3.02	0.48
1:BA:872:A:C2	1:BA:906:G:C4	3.02	0.48
4:BE:105:THR:HG21	4:BE:164:ARG:NE	2.28	0.48
6:BG:61:ALA:HA	6:BG:64:THR:CG2	2.44	0.48
8:BK:29:TYR:HD2	8:BK:30:LEU:HD23	1.77	0.48
1:BA:2415:G:C4'	11:BO:66:GLY:HA3	2.43	0.48
12:BP:75:THR:CB	12:BP:88:GLY:HA3	2.36	0.48
14:BQ:3:ARG:CG	14:BQ:4:LEU:N	2.77	0.48
23:BZ:50:ARG:HG2	23:BZ:59:THR:OG1	2.13	0.48
23:BZ:82:LEU:H	23:BZ:82:LEU:HD23	1.79	0.48
31:CA:1032(B):G:C6	31:CA:1033:G:C6	3.02	0.48
31:CA:1060:C:P	44:CQ:45:ARG:HH22	2.36	0.48
31:CA:1156:G:C3'	31:CA:1157:A:H5''	2.43	0.48
31:CA:162:A:H3'	31:CA:163:C:H5''	1.95	0.48
31:CA:222:U:C2	31:CA:223:U:C5	3.01	0.48
31:CA:262:A:H2'	31:CA:263:A:C8	2.49	0.48
31:CA:109:A:C6	31:CA:326:G:C6	3.02	0.48
31:CA:350:G:C6	31:CA:351:G:O6	2.67	0.48
53:CC:50:G:N2	53:CC:67:C:C2	2.81	0.48
53:CC:54:G:H2'	53:CC:55:U:H6	1.78	0.48
34:CG:18:LYS:HD2	34:CG:31:CYS:HB2	1.95	0.48
35:CH:15:ARG:NH1	35:CH:26:PHE:CE2	2.82	0.48
31:CA:939:G:H5''	37:CJ:102:ARG:CZ	2.44	0.48
41:CN:33:THR:C	41:CN:40:ILE:HG13	2.34	0.48
45:CR:18:PHE:CE1	45:CR:21:ASP:HB2	2.49	0.48
50:CW:100:ILE:HG13	50:CW:101:GLY:H	1.79	0.48
31:DA:1322:C:O2	31:DA:1322:C:C2'	2.62	0.48
31:DA:339:C:O2'	31:DA:340:U:H5'	2.13	0.48
31:DA:562:C:H4'	31:DA:563:A:O5'	2.13	0.48
31:DA:838:G:C2'	31:DA:841:U:H5'	2.44	0.48
31:DA:838:G:N2	31:DA:849:C:C2	2.82	0.48
53:DC:44:A:O2'	53:DC:45:A:H5'	2.13	0.48
33:DF:146:ALA:HB1	33:DF:203:PHE:O	2.14	0.48
47:DT:18:THR:CG2	47:DT:69:LYS:HD2	2.44	0.48
48:DU:19:LYS:HD3	48:DU:20:ALA:H	1.78	0.48
48:DU:22:VAL:HG12	48:DU:56:THR:HA	1.92	0.48
13:A0:86:ARG:HB3	13:A0:118:GLU:OE1	2.14	0.48
27:A5:16:ARG:NH1	27:A5:17:ASP:OD1	2.45	0.48
1:AA:1386:C:OP2	1:AA:1396:U:H5	1.97	0.48

Continued on next page...

Continued from previous page...

Atom-1	Atom-2	Interatomic distance (Å)	Clash overlap (Å)
1:AA:1727:U:C4	1:AA:1728:G:C5	3.02	0.48
1:AA:2112:G:O2'	1:AA:2113:U:O2	2.32	0.48
1:AA:2258:C:H4'	1:AA:2259:G:OP2	2.14	0.48
1:AA:821:A:O2'	1:AA:945:A:C5'	2.62	0.48
2:AB:112:G:H2'	2:AB:113:C:H6	1.79	0.48
2:AB:30:C:H2'	2:AB:31:C:C5'	2.44	0.48
4:AE:35:GLN:NE2	4:AE:37:ARG:CD	2.76	0.48
6:AG:127:GLY:HA2	6:AG:166:ASP:OD2	2.13	0.48
7:AH:15:VAL:HG12	7:AH:29:PRO:HD2	1.95	0.48
8:AK:71:ILE:HG12	8:AK:71:ILE:O	2.13	0.48
10:AN:71:ARG:NH2	10:AN:77:ILE:HG21	2.29	0.48
14:AQ:89:ARG:O	14:AQ:90:GLY:C	2.51	0.48
25:AX:23:LEU:HD23	25:AX:50:VAL:HG11	1.95	0.48
17:B2:84:LYS:O	17:B2:85:LYS:C	2.52	0.48
26:B4:11:PRO:HA	26:B4:25:TYR:N	2.26	0.48
1:BA:1065:U:C4	1:BA:1066:U:C4	3.02	0.48
1:BA:1207:C:H2'	1:BA:1208:C:H6	1.78	0.48
1:BA:1408:C:C2	1:BA:1595:G:N2	2.82	0.48
1:BA:1495:A:C2'	1:BA:1496:A:H5'	2.44	0.48
1:BA:1893:C:C5	1:BA:1894:C:C4	3.02	0.48
1:BA:2387:U:H1'	22:B3:41:ARG:CD	2.44	0.48
1:BA:2563:U:H1'	1:BA:2566:A:N6	2.29	0.48
1:BA:76:C:H2'	1:BA:77:C:C6	2.47	0.48
1:BA:945:A:H4'	1:BA:945:A:OP2	2.13	0.48
2:BB:88:C:OP1	2:BB:89:G:N7	2.47	0.48
3:BD:132:PRO:HD3	3:BD:190:TYR:CZ	2.48	0.48
3:BD:32:SER:HA	3:BD:35:LYS:O	2.13	0.48
4:BE:55:ASN:N	4:BE:56:PRO:CD	2.69	0.48
6:BG:125:PHE:CE2	6:BG:131:TYR:HB2	2.49	0.48
8:BK:31:LEU:N	8:BK:32:PRO:HD2	2.28	0.48
18:BS:83:LYS:O	18:BS:84:ARG:HD3	2.14	0.48
23:BZ:95:LEU:O	23:BZ:96:LYS:HG2	2.14	0.48
54:C1:20:U:H2'	54:C1:21:U:C6	2.49	0.48
31:CA:1023:G:H3'	31:CA:1024:G:C5'	2.41	0.48
31:CA:1164:G:N1	31:CA:1173:G:C6	2.82	0.48
31:CA:143:A:H2	31:CA:220:G:N1	2.05	0.48
31:CA:627:G:H2'	31:CA:628:G:H8	1.78	0.48
31:CA:88:C:H2'	31:CA:89:U:N1	2.29	0.48
31:CA:928:G:C2	31:CA:1390:U:O2	2.67	0.48
31:CA:980:C:H2'	31:CA:981:U:O4'	2.13	0.48
52:CB:18:G:H1	52:CB:71:U:H3	1.62	0.48

Continued on next page...

Continued from previous page...

Atom-1	Atom-2	Interatomic distance (Å)	Clash overlap (Å)
53:CC:19:G:C4'	53:CC:20:G:OP1	2.62	0.48
53:CC:54:G:O2'	53:CC:55:U:H5'	2.13	0.48
32:CE:163:PHE:CD2	32:CE:185:ILE:HG12	2.49	0.48
32:CE:173:ALA:HA	32:CE:176:GLU:HB2	1.96	0.48
38:CK:94:TYR:CE1	38:CK:132:GLU:HB2	2.47	0.48
39:CL:17:VAL:HG11	39:CL:81:ILE:HD13	1.96	0.48
40:CM:78:ASN:O	40:CM:81:THR:OG1	2.24	0.48
45:CR:55:GLY:HA2	45:CR:58:MET:CE	2.44	0.48
45:CR:6:GLU:CD	45:CR:6:GLU:H	2.16	0.48
31:DA:1056:U:H5'	33:DF:163:ALA:HB2	1.96	0.48
31:DA:1221:G:H4'	49:DV:77:THR:HG21	1.96	0.48
31:DA:1258:G:O2'	31:DA:1259:C:H5'	2.14	0.48
31:DA:922:G:O2'	31:DA:1398:A:N1	2.38	0.48
31:DA:1399:C:C2	31:DA:1401:G:C5	3.02	0.48
31:DA:32:A:C2	31:DA:33:A:C5	3.01	0.48
31:DA:465:A:N7	31:DA:467:G:C5	2.82	0.48
31:DA:818:G:HO2'	31:DA:819:A:H5'	1.79	0.48
31:DA:89:U:C4'	31:DA:90:C:OP1	2.61	0.48
32:DE:158:LEU:HD23	32:DE:182:ILE:HD11	1.95	0.48
34:DG:23:GLY:O	34:DG:27:TYR:CD1	2.67	0.48
38:DK:11:THR:HG23	38:DK:14:ARG:NH1	2.29	0.48
40:DM:24:VAL:HG13	40:DM:28:ARG:HH21	1.79	0.48
43:DP:81:LEU:HD13	43:DP:88:ARG:NH1	2.29	0.48
49:DV:46:GLY:HA2	49:DV:61:TYR:CE1	2.49	0.48
13:A0:70:LEU:O	13:A0:72:ASP:N	2.47	0.47
16:A1:66:ASN:HD21	16:A1:70:ARG:NE	2.12	0.47
1:AA:747:U:OP2	27:A5:3:LYS:HD3	2.14	0.47
1:AA:1013:C:O2'	1:AA:1014:U:H5'	2.14	0.47
1:AA:1144:G:C6	1:AA:1145:C:N4	2.82	0.47
1:AA:1161:C:H1'	17:A2:8:GLY:O	2.14	0.47
1:AA:1503:U:H2'	1:AA:1504:C:H6	1.79	0.47
1:AA:1519:G:H2'	1:AA:1520:U:O4'	2.14	0.47
1:AA:2017:U:H5''	1:AA:2018:G:OP2	2.14	0.47
1:AA:2141:G:H2'	1:AA:2142:C:C6	2.49	0.47
1:AA:2157:G:O2'	1:AA:2158:A:P	2.68	0.47
1:AA:2173:A:OP1	1:AA:2173:A:C8	2.67	0.47
1:AA:528:A:N1	1:AA:2043:C:O5'	2.47	0.47
1:AA:59:U:O2'	1:AA:73:A:H2'	2.13	0.47
1:AA:812:C:H5''	1:AA:1250:G:O2'	2.14	0.47
1:AA:847:U:C5	1:AA:933:A:N1	2.82	0.47
1:AA:444:C:H4'	5:AF:49:ALA:HB2	1.96	0.47

Continued on next page...

Continued from previous page...

Atom-1	Atom-2	Interatomic distance (Å)	Clash overlap (Å)
7:AH:152:ARG:C	7:AH:153:LYS:HD2	2.35	0.47
12:AP:77:LYS:HD3	12:AP:81:VAL:CG2	2.44	0.47
14:AQ:70:GLY:HA2	14:AQ:101:LEU:CD1	2.43	0.47
20:AU:43:ASN:HB3	20:AU:64:GLU:HA	1.96	0.47
13:B0:52:ILE:O	13:B0:55:ALA:N	2.47	0.47
16:B1:79:PHE:CZ	16:B1:83:LEU:HD13	2.49	0.47
17:B2:73:SER:HB2	17:B2:82:ARG:O	2.14	0.47
27:B5:46:CYS:SG	27:B5:47:PRO:HD2	2.54	0.47
29:B7:11:LYS:C	29:B7:11:LYS:HD3	2.34	0.47
1:BA:1157:G:C2'	1:BA:1158:C:H5'	2.43	0.47
1:BA:414:C:H4'	1:BA:1879:C:O2	2.14	0.47
1:BA:2212:A:H1'	1:BA:2215:G:C5	2.49	0.47
1:BA:2517:C:N3	1:BA:2542:A:N6	2.62	0.47
1:BA:2666:C:H2'	1:BA:2667:C:O4'	2.14	0.47
1:BA:2872:G:C6	1:BA:2873:A:N1	2.82	0.47
1:BA:360:G:C2'	1:BA:361:G:H5'	2.44	0.47
1:BA:362:U:C6	1:BA:362:U:H3'	2.47	0.47
1:BA:414:C:O2'	1:BA:415:A:H5'	2.14	0.47
4:BE:21:VAL:HA	4:BE:22:PRO:HD2	1.81	0.47
1:BA:2638:G:P	4:BE:82:ARG:NH2	2.87	0.47
12:BP:42:ILE:HG21	12:BP:47:ILE:HG13	1.96	0.47
31:CA:1107:C:C4	31:CA:1108:G:C8	3.02	0.47
31:CA:1157:A:N6	31:CA:1180:A:C5	2.82	0.47
31:CA:1164:G:H2'	31:CA:1165:C:C6	2.49	0.47
31:CA:1298:C:C4'	31:CA:1299:A:C4	2.97	0.47
31:CA:46:G:O2'	31:CA:365:U:H1'	2.14	0.47
31:CA:491:G:C4	31:CA:492:G:C8	3.02	0.47
31:CA:901:A:C5	31:CA:902:G:H1'	2.48	0.47
32:CE:212:GLN:HG3	32:CE:235:SER:HB2	1.94	0.47
34:CG:138:TYR:CE2	34:CG:139:ARG:O	2.67	0.47
39:CL:104:ARG:HG2	39:CL:105:ASP:N	2.29	0.47
41:CN:21:ILE:HG12	41:CN:30:VAL:CG1	2.43	0.47
49:CV:40:ILE:C	49:CV:41:VAL:HG22	2.34	0.47
31:DA:1054:C:C5	31:DA:1196:U:C5	3.02	0.47
31:DA:134:A:H61	46:DS:25:ARG:NH1	2.12	0.47
31:DA:328:C:C2'	31:DA:329:A:OP2	2.61	0.47
31:DA:78:G:H2'	31:DA:79:G:O4'	2.14	0.47
31:DA:860:A:H2'	31:DA:861:G:O4'	2.12	0.47
37:DJ:86:GLN:HE22	53:DD:32:G:H21	1.62	0.47
32:DE:28:PHE:CE2	32:DE:189:ASP:O	2.67	0.47
34:DG:19:LEU:O	34:DG:21:LEU:HG	2.14	0.47

Continued on next page...

Continued from previous page...

Atom-1	Atom-2	Interatomic distance (Å)	Clash overlap (Å)
34:DG:62:GLN:NE2	34:DG:62:GLN:HA	2.29	0.47
35:DH:57:LYS:O	35:DH:61:TYR:HD2	1.97	0.47
40:DM:13:HIS:HD2	40:DM:13:HIS:C	2.12	0.47
51:DX:6:ARG:HE	51:DX:15:ARG:NH2	2.12	0.47
29:A7:8:ASN:HD22	29:A7:8:ASN:C	2.17	0.47
1:AA:1050:A:O2'	1:AA:2752:C:H1'	2.14	0.47
1:AA:1076:C:HO2'	1:AA:1077:A:H8	1.62	0.47
1:AA:1567:A:C5'	3:AD:58:HIS:CD2	2.97	0.47
1:AA:1664:A:C6	1:AA:1665:A:C6	3.02	0.47
1:AA:1856:G:C2'	1:AA:1857:G:H5'	2.43	0.47
1:AA:2017:U:H5''	1:AA:2018:G:P	2.54	0.47
1:AA:2314:C:H2'	1:AA:2315:G:H8	1.79	0.47
1:AA:2407:G:H2'	1:AA:2407:G:N3	2.29	0.47
1:AA:1638:C:H4'	1:AA:2710:C:O2	2.14	0.47
1:AA:2790:A:C2	1:AA:2894:G:H5''	2.49	0.47
4:AE:11:MET:HG2	4:AE:24:THR:OG1	2.14	0.47
7:AH:152:ARG:O	7:AH:153:LYS:HB2	2.13	0.47
8:AK:132:PRO:O	8:AK:133:HIS:CG	2.67	0.47
9:AM:93:THR:HG23	9:AM:94:HIS:N	2.29	0.47
11:AO:15:ARG:O	11:AO:16:ARG:C	2.53	0.47
1:AA:2467:C:O4'	12:AP:123:HIS:CG	2.67	0.47
14:AQ:106:ARG:O	14:AQ:107:GLU:HB3	2.14	0.47
14:AQ:35:ILE:HD11	14:AQ:101:LEU:CD2	2.44	0.47
21:AV:142:SER:HB3	21:AV:143:GLY:CA	2.44	0.47
26:B4:12:ALA:N	26:B4:24:THR:HG21	2.26	0.47
28:B6:31:PRO:HB2	28:B6:33:LYS:H	1.78	0.47
1:BA:2420:C:N4	30:B8:31:HIS:CB	2.67	0.47
1:BA:1085:A:H4'	1:BA:1086:A:OP1	2.14	0.47
1:BA:1133:U:H2'	1:BA:1137:G:OP1	2.14	0.47
1:BA:1204:A:N1	1:BA:1241:A:C2	2.81	0.47
1:BA:1284:A:H3'	1:BA:1285:G:C8	2.49	0.47
1:BA:1945:G:C4	1:BA:1946:U:C5	3.02	0.47
1:BA:2148:G:H2'	1:BA:2149:G:C8	2.43	0.47
1:BA:2600:A:C6	1:BA:2601:C:N4	2.82	0.47
1:BA:2847:U:C3'	1:BA:2848:G:H5'	2.44	0.47
1:BA:247:G:H4'	1:BA:386:G:C6	2.48	0.47
1:BA:605:C:O2	1:BA:657:U:O2'	2.27	0.47
1:BA:607:U:O2	1:BA:621:A:N1	2.46	0.47
1:BA:627:A:H4'	1:BA:628:G:OP1	2.12	0.47
1:BA:686:G:O6	29:B7:12:ARG:HG3	2.14	0.47
1:BA:766:C:H2'	1:BA:767:U:H6	1.79	0.47

Continued on next page...

Continued from previous page...

Atom-1	Atom-2	Interatomic distance (Å)	Clash overlap (Å)
3:BD:267:SER:C	3:BD:269:PHE:N	2.68	0.47
4:BE:137:HIS:HB3	4:BE:138:PRO:HD2	1.97	0.47
4:BE:56:PRO:CG	4:BE:57:LYS:HZ1	2.20	0.47
6:BG:104:GLU:HG2	26:B4:23:GLU:CG	2.44	0.47
7:BH:89:ILE:HG21	7:BH:129:THR:HA	1.95	0.47
10:BN:3:GLN:HB2	10:BN:4:PRO:HD2	1.96	0.47
11:BO:47:ASP:CG	11:BO:49:ARG:HG2	2.31	0.47
11:BO:3:LEU:HA	11:BO:6:LEU:HD22	1.95	0.47
12:BP:7:MET:HB3	12:BP:10:ARG:NH1	2.29	0.47
21:BV:148:ASP:O	21:BV:149:SER:HB3	2.14	0.47
31:CA:1242:C:O2'	31:CA:1243:C:H5'	2.14	0.47
31:CA:338:A:C6	31:CA:339:C:C4	3.01	0.47
31:CA:584:G:H2'	31:CA:585:G:C8	2.50	0.47
31:CA:67:C:O2	31:CA:68:G:C8	2.67	0.47
33:CF:69:HIS:CD2	33:CF:69:HIS:N	2.82	0.47
38:CK:121:ASP:O	38:CK:125:ARG:HB2	2.14	0.47
31:CA:1348:U:O3'	39:CL:120:ARG:HB2	2.14	0.47
31:CA:943:U:C1'	39:CL:124:GLN:HE22	2.27	0.47
39:CL:9:ARG:HB2	39:CL:13:ALA:O	2.14	0.47
40:CM:61:GLU:OE2	44:CQ:45:ARG:HD2	2.14	0.47
41:CN:80:VAL:HG13	41:CN:103:LEU:HD12	1.95	0.47
48:CU:19:LYS:HB3	48:CU:20:ALA:H	1.49	0.47
31:DA:1127:G:H2'	31:DA:1128:C:C6	2.49	0.47
31:DA:1177:G:C4	31:DA:1178:G:N2	2.82	0.47
31:DA:1298:C:C6	37:DJ:114:ARG:NH1	2.82	0.47
31:DA:509:A:N3	31:DA:543:C:O2'	2.39	0.47
31:DA:870:U:H4'	31:DA:871:U:H5''	1.96	0.47
52:DB:44:G:C6	52:DB:45:U:N3	2.82	0.47
53:DC:15:G:H2'	53:DC:60:A:N1	2.29	0.47
53:DD:22:A:N1	53:DD:47:G:H2'	2.28	0.47
32:DE:74:LYS:HG3	32:DE:75:LYS:H	1.79	0.47
31:DA:1112:C:N3	33:DF:178:LEU:HB2	2.28	0.47
34:DG:70:ILE:HG12	34:DG:71:SER:N	2.30	0.47
43:DP:76:ALA:HA	43:DP:79:LYS:HB2	1.96	0.47
44:DQ:4:LYS:C	44:DQ:6:LEU:N	2.65	0.47
22:A3:25:ARG:HA	22:A3:29:GLN:HE22	1.80	0.47
1:AA:1265:A:H3'	27:A5:19:ARG:NH1	2.29	0.47
28:A6:9:LEU:HB3	28:A6:26:ASN:O	2.14	0.47
1:AA:1795:C:H2'	1:AA:1796:U:C6	2.45	0.47
1:AA:1678:G:H22	1:AA:1989:G:H22	1.56	0.47
1:AA:527:C:OP2	1:AA:2779:U:C5	2.67	0.47

Continued on next page...

Continued from previous page...

Atom-1	Atom-2	Interatomic distance (Å)	Clash overlap (Å)
3:AD:27:THR:O	3:AD:28:GLU:CB	2.56	0.47
4:AE:48:GLN:NE2	4:AE:77:ILE:HD12	2.15	0.47
1:AA:444:C:C4'	5:AF:49:ALA:HB2	2.44	0.47
6:AG:16:ARG:NH2	6:AG:31:VAL:HG13	2.28	0.47
7:AH:109:PHE:CE2	7:AH:152:ARG:NH1	2.82	0.47
8:AK:144:VAL:CG2	8:AK:145:VAL:N	2.77	0.47
10:AN:31:LYS:HB3	10:AN:32:TYR:CE1	2.49	0.47
12:AP:25:ASP:OD1	12:AP:25:ASP:O	2.32	0.47
20:AU:76:CYS:CB	20:AU:96:ILE:CD1	2.90	0.47
21:AV:174:VAL:O	21:AV:175:VAL:HG13	2.14	0.47
23:AZ:80:LEU:N	23:AZ:80:LEU:HD22	2.29	0.47
16:B1:93:LYS:HA	16:B1:96:ALA:HB3	1.96	0.47
1:BA:2016:U:O4'	27:B5:6:VAL:HG11	2.14	0.47
1:BA:1060:U:O4'	1:BA:1062:G:H5'	2.14	0.47
1:BA:1061:U:H4'	1:BA:1070:A:O2'	2.15	0.47
1:BA:1462:C:H2'	1:BA:1463:C:H6	1.78	0.47
1:BA:1542:G:H5''	1:BA:1543:A:O5'	2.13	0.47
1:BA:1884:A:C2	1:BA:1885:A:C8	3.02	0.47
1:BA:2126:A:H4'	1:BA:2127:G:OP1	2.12	0.47
1:BA:2197:U:O2'	1:BA:2198:A:H2'	2.14	0.47
1:BA:228:A:H2'	1:BA:230:U:O4'	2.14	0.47
1:BA:2372:G:C4'	28:B6:46:HIS:HE1	2.23	0.47
1:BA:270(N):G:C2'	1:BA:270(O):U:H5'	2.44	0.47
1:BA:7:G:H1	1:BA:2896:C:H42	1.59	0.47
3:BD:71:ASP:N	3:BD:71:ASP:OD2	2.47	0.47
4:BE:33:VAL:HA	4:BE:49:LEU:HA	1.96	0.47
1:BA:1036:G:P	7:BH:59:ARG:HB2	2.54	0.47
8:BK:123:LEU:HD22	8:BK:143:SER:CB	2.44	0.47
9:BM:120:LEU:HD21	9:BM:122:VAL:CG2	2.44	0.47
11:BO:52:GLU:OE2	11:BO:58:THR:N	2.44	0.47
15:BR:74:ARG:HH11	15:BR:74:ARG:CG	1.88	0.47
31:CA:1372:U:H2'	31:CA:1373:G:O5'	2.14	0.47
31:CA:73:G:C2	31:CA:74:C:C5	3.02	0.47
31:CA:870:U:H5''	31:CA:871:U:H3'	1.96	0.47
53:CC:22:A:H5''	53:CC:23:G:OP1	2.13	0.47
53:CD:14:A:OP1	53:CD:14:A:C8	2.67	0.47
32:CE:109:SER:O	32:CE:112:VAL:HB	2.13	0.47
34:CG:19:LEU:HD23	34:CG:21:LEU:HD12	1.96	0.47
31:CA:677:U:H1'	41:CN:119:CYS:SG	2.54	0.47
45:CR:21:ASP:OD2	45:CR:21:ASP:C	2.52	0.47
47:CT:13:ASP:HA	47:CT:19:VAL:HG12	1.95	0.47

Continued on next page...

Continued from previous page...

Atom-1	Atom-2	Interatomic distance (Å)	Clash overlap (Å)
47:CT:67:LYS:CA	47:CT:70:ARG:HH12	2.18	0.47
47:CT:76:LEU:HD12	47:CT:78:GLU:N	2.28	0.47
49:CV:18:LYS:NZ	49:CV:29:ARG:NH1	2.63	0.47
54:D1:16:A:C2	54:D1:17:U:C2	3.02	0.47
31:DA:1100:C:HO2'	31:DA:1102:A:P	2.37	0.47
31:DA:1129:C:H4'	31:DA:1130:A:C5'	2.44	0.47
31:DA:1256:A:H62	31:DA:1277:C:H3'	1.79	0.47
31:DA:1281:U:H3'	31:DA:1282:C:C5	2.49	0.47
31:DA:1449:C:O2'	31:DA:1450:U:P	2.71	0.47
31:DA:857:C:H2'	31:DA:858:G:O4'	2.14	0.47
53:DD:7:G:H3'	53:DD:8:U:C5'	2.45	0.47
32:DE:80:ILE:HD13	32:DE:212:GLN:HA	1.96	0.47
32:DE:71:VAL:HG11	32:DE:97:TRP:HD1	1.76	0.47
35:DH:83:GLU:CB	35:DH:88:LYS:HG3	2.30	0.47
46:DS:8:ARG:HD2	46:DS:17:TYR:CE2	2.50	0.47
48:DU:87:ARG:HD3	48:DU:87:ARG:HA	1.50	0.47
50:DW:56:MET:CE	50:DW:104:LEU:HD11	2.43	0.47
17:A2:44:LYS:HE3	17:A2:44:LYS:HB3	1.56	0.47
1:AA:1079:C:N4	1:AA:1080:A:C6	2.81	0.47
1:AA:1317:A:H2'	1:AA:1318:C:H6	1.80	0.47
1:AA:2020:A:O2'	1:AA:2021:C:H5'	2.14	0.47
1:AA:221:A:C4	1:AA:266:G:N7	2.82	0.47
1:AA:2291:U:H2'	1:AA:2292:C:C6	2.49	0.47
1:AA:265:A:H1'	1:AA:266:G:O4'	2.13	0.47
1:AA:2888:C:O2'	1:AA:2889:C:H5'	2.14	0.47
1:AA:606:U:H4'	1:AA:658:C:H4'	1.95	0.47
1:AA:90:U:H1'	1:AA:91:A:N7	2.30	0.47
1:AA:971:C:H2'	1:AA:972:G:O4'	2.14	0.47
2:AB:15:A:OP1	2:AB:15:A:H4'	2.13	0.47
3:AD:35:LYS:HE2	3:AD:65:ILE:HG22	1.96	0.47
1:AA:616:A:C8	5:AF:176:LEU:HD11	2.49	0.47
5:AF:67:GLN:CG	5:AF:67:GLN:O	2.47	0.47
7:AH:43:VAL:CG1	7:AH:52:VAL:HG22	2.40	0.47
8:AK:101:LEU:HA	8:AK:104:GLN:HB2	1.94	0.47
11:AO:65:ARG:HH11	11:AO:65:ARG:CG	1.94	0.47
12:AP:75:THR:HB	12:AP:89:ASN:N	2.27	0.47
12:AP:90:VAL:O	12:AP:90:VAL:HG13	2.12	0.47
1:AA:1614:A:N6	18:AS:88:ARG:H	2.13	0.47
19:AT:21:PHE:O	19:AT:23:GLU:O	2.32	0.47
21:AV:151:HIS:HD2	21:AV:168:GLU:CG	2.27	0.47
21:AV:26:GLY:HA2	21:AV:85:HIS:CD2	2.50	0.47

Continued on next page...

Continued from previous page...

Atom-1	Atom-2	Interatomic distance (Å)	Clash overlap (Å)
24:AW:23:LYS:O	24:AW:27:GLU:HG3	2.14	0.47
1:BA:2271:G:OP1	22:B3:18:ALA:HB1	2.14	0.47
1:BA:1149:G:C6	1:BA:1150:C:N4	2.82	0.47
1:BA:572:A:C2	1:BA:2033:A:C2	3.02	0.47
1:BA:2322:A:H2'	1:BA:2323:G:O4'	2.14	0.47
1:BA:2402:C:H41	1:BA:2416:C:H1'	1.79	0.47
1:BA:2526:G:C2	1:BA:2538:C:O2	2.67	0.47
1:BA:2854:G:N2	1:BA:2864:G:N3	2.62	0.47
1:BA:2895:U:H2'	1:BA:2896:C:O4'	2.14	0.47
1:BA:548:A:O5'	1:BA:548:A:H8	1.97	0.47
1:BA:953:A:N3	1:BA:954:G:C8	2.82	0.47
2:BB:40:U:C2'	2:BB:45:A:H61	2.28	0.47
1:BA:2050:C:H1'	4:BE:156:MET:HE2	1.96	0.47
4:BE:26:ILE:HB	4:BE:182:LEU:HB3	1.95	0.47
5:BF:131:GLY:C	5:BF:132:VAL:O	2.50	0.47
7:BH:107:VAL:CG1	7:BH:152:ARG:HH21	2.26	0.47
1:BA:389:G:H22	11:BO:72:PRO:HD3	1.79	0.47
21:BV:26:GLY:C	21:BV:37:VAL:HG22	2.34	0.47
31:CA:1004:A:H1'	31:CA:1036:G:H1	1.74	0.47
31:CA:1095:U:OP1	31:CA:1108:G:N2	2.32	0.47
31:CA:1175:G:C6	31:CA:1176:A:N6	2.83	0.47
31:CA:236:G:H5''	47:CT:42:TYR:OH	2.14	0.47
31:CA:386:C:C2'	31:CA:387:U:H5'	2.45	0.47
31:CA:60:A:P	31:CA:60:A:H8	2.38	0.47
33:CF:58:GLU:O	33:CF:59:ARG:HG3	2.15	0.47
34:CG:134:ASP:O	34:CG:136:PRO:HD3	2.15	0.47
35:CH:69:VAL:O	35:CH:71:LEU:N	2.45	0.47
36:CI:63:TYR:N	36:CI:63:TYR:CD2	2.82	0.47
36:CI:75:LEU:HD22	36:CI:79:LEU:HG	1.95	0.47
43:CP:53:VAL:HG12	43:CP:57:ARG:HH12	1.78	0.47
43:CP:58:GLU:O	43:CP:62:ASN:HB2	2.13	0.47
44:CQ:45:ARG:NH1	44:CQ:49:HIS:CE1	2.78	0.47
45:CR:82:ILE:HG12	45:CR:87:ILE:HB	1.97	0.47
31:DA:1158:C:C6	31:DA:1160:G:C8	3.01	0.47
31:DA:923:A:N6	31:DA:1392:G:O6	2.48	0.47
31:DA:147:G:N2	31:DA:148:G:C4	2.82	0.47
31:DA:386:C:O2'	31:DA:387:U:H5'	2.14	0.47
31:DA:408:A:H2'	31:DA:409:G:O4'	2.14	0.47
31:DA:707:C:H2'	31:DA:708:C:C6	2.49	0.47
31:DA:577:G:C8	31:DA:816:A:C6	3.02	0.47
53:DC:23:G:H2'	53:DC:24:C:H6	1.78	0.47

Continued on next page...

Continued from previous page...

Atom-1	Atom-2	Interatomic distance (Å)	Clash overlap (Å)
53:DC:54:G:H2'	53:DC:55:U:H6	1.80	0.47
53:DD:5:G:H1	53:DD:69:C:N4	2.12	0.47
34:DG:73:ARG:HD2	34:DG:73:ARG:HA	1.70	0.47
38:DK:58:TYR:O	38:DK:59:LEU:HD23	2.15	0.47
39:DL:5:TYR:HD2	39:DL:18:PHE:CE2	2.30	0.47
39:DL:70:LYS:O	39:DL:74:ILE:HG13	2.15	0.47
42:DO:53:ARG:HH12	42:DO:92:ASP:HB3	1.80	0.47
43:DP:53:VAL:HG12	43:DP:57:ARG:NH2	2.29	0.47
45:DR:78:TYR:O	45:DR:82:ILE:HG23	2.14	0.47
47:DT:68:ARG:N	47:DT:70:ARG:NH1	2.63	0.47
13:A0:54:LEU:HD12	13:A0:54:LEU:HA	1.68	0.47
16:A1:69:CYS:SG	16:A1:79:PHE:CD1	2.98	0.47
16:A1:92:ARG:CZ	17:A2:11:GLN:O	2.62	0.47
22:A3:52:GLY:O	22:A3:59:LEU:HA	2.15	0.47
22:A3:50:ASN:HB2	22:A3:81:VAL:O	2.15	0.47
1:AA:1056:G:C4'	1:AA:1086:A:C8	2.98	0.47
1:AA:1170:G:N2	1:AA:1180:C:C2	2.82	0.47
1:AA:1298:C:C5'	1:AA:1299:G:OP2	2.63	0.47
1:AA:1397:U:OP2	1:AA:1398:C:N4	2.41	0.47
1:AA:2124:G:H2'	1:AA:2125:G:H5'	1.96	0.47
1:AA:2252:G:H2'	1:AA:2253:G:O4'	2.13	0.47
1:AA:2502:G:H5''	1:AA:2503:A:C5'	2.41	0.47
1:AA:2681:C:O2'	1:AA:2682:U:OP2	2.30	0.47
1:AA:2726:U:O2'	1:AA:2727:G:H8	1.98	0.47
1:AA:482:A:H5''	1:AA:483:A:OP1	2.14	0.47
1:AA:541:C:N3	1:AA:542:C:C5	2.83	0.47
1:AA:618:G:H2'	1:AA:618(A):C:O4'	2.14	0.47
1:AA:841:A:H2'	1:AA:842:G:H8	1.77	0.47
3:AD:76:PRO:HG2	3:AD:98:VAL:CG2	2.43	0.47
6:AG:112:PRO:HB3	26:A4:37:SER:H	1.78	0.47
8:AK:135:GLU:N	8:AK:135:GLU:CD	2.67	0.47
11:AO:6:LEU:O	11:AO:7:ARG:HG2	2.15	0.47
12:AP:87:LYS:HG3	12:AP:88:GLY:N	2.27	0.47
18:AS:73:ALA:HB3	18:AS:106:ILE:CD1	2.44	0.47
19:AT:82:GLN:HE21	19:AT:83:VAL:N	2.13	0.47
24:AW:59:ARG:O	24:AW:62:THR:HG23	2.13	0.47
23:AZ:78:LYS:O	23:AZ:80:LEU:HD13	2.13	0.47
1:BA:54:G:O2'	29:B7:35:ARG:HD3	2.15	0.47
1:BA:1109:C:C5	1:BA:1110:G:C6	3.03	0.47
1:BA:2187:G:C6	1:BA:2188:C:C4	3.03	0.47
1:BA:218:A:C2	1:BA:235:U:H4'	2.49	0.47

Continued on next page...

Continued from previous page...

Atom-1	Atom-2	Interatomic distance (Å)	Clash overlap (Å)
1:BA:2377:A:O2'	1:BA:2378:A:H5'	2.15	0.47
1:BA:2393:A:C2'	1:BA:2394:C:H5'	2.44	0.47
1:BA:2602:A:H4'	1:BA:2603:G:O5'	2.13	0.47
1:BA:2713:A:C3'	1:BA:2714:G:C5'	2.92	0.47
1:BA:288:C:H5'	1:BA:289:A:OP1	2.15	0.47
1:BA:363(F):A:H8	1:BA:363(F):A:OP2	1.98	0.47
1:BA:439:G:N2	1:BA:440:G:C4	2.83	0.47
1:BA:581:C:H2'	1:BA:582:G:C8	2.50	0.47
1:BA:674:G:H2'	1:BA:804:A:H61	1.79	0.47
1:BA:748:G:C8	18:BS:89:ALA:HB1	2.49	0.47
5:BF:3:GLU:HG2	5:BF:3:GLU:O	2.14	0.47
6:BG:62:LEU:O	6:BG:143:GLU:HG2	2.14	0.47
11:BO:15:ARG:O	11:BO:16:ARG:C	2.53	0.47
20:BU:72:VAL:O	20:BU:73:ARG:HG3	2.14	0.47
31:CA:1223:C:H3'	31:CA:1224:G:H5''	1.96	0.47
31:CA:1347:G:N2	31:CA:1374:A:OP2	2.42	0.47
31:CA:1513:A:H2'	31:CA:1514:C:C6	2.50	0.47
31:CA:191(F):U:H6	31:CA:191(F):U:H3'	1.80	0.47
31:CA:691:G:H1'	31:CA:696:A:N6	2.30	0.47
31:CA:724:G:C2	31:CA:725:G:C8	3.02	0.47
31:CA:857:C:C5	31:CA:858:G:N7	2.83	0.47
31:CA:993:G:H4'	31:CA:994:A:OP2	2.14	0.47
52:CB:73:C:H2'	52:CB:74:C:O4'	2.14	0.47
32:CE:69:LEU:HB3	32:CE:162:ILE:HG22	1.96	0.47
36:CI:55:ASP:CB	36:CI:86:ARG:HH12	2.27	0.47
41:CN:79:SER:CB	41:CN:106:LYS:HD2	2.32	0.47
46:CS:4:ILE:HB	46:CS:66:PRO:HB3	1.96	0.47
49:CV:45:VAL:HA	49:CV:62:ILE:HG22	1.97	0.47
31:DA:1107:C:C4	31:DA:1108:G:C8	3.02	0.47
31:DA:24:U:H2'	31:DA:25:C:C6	2.50	0.47
31:DA:340:U:H2'	31:DA:341:C:H6	1.79	0.47
31:DA:464:G:N2	31:DA:467:G:C8	2.81	0.47
31:DA:528:C:H4'	31:DA:535:A:C5	2.50	0.47
31:DA:66:G:C2	31:DA:67:C:C6	3.02	0.47
31:DA:848:C:H6	31:DA:848:C:O5'	1.97	0.47
52:DB:50:A:C2	52:DB:52:U:H5''	2.49	0.47
39:DL:88:TYR:HB3	39:DL:89:ASN:ND2	2.29	0.47
42:DO:110:VAL:CG2	42:DO:120:TYR:HB3	2.45	0.47
43:DP:37:THR:O	43:DP:55:ARG:NH2	2.47	0.47
49:DV:66:MET:HA	49:DV:67:VAL:HB	1.96	0.47
50:DW:53:LEU:CD1	50:DW:102:GLY:HA3	2.45	0.47

Continued on next page...

Continued from previous page...

Atom-1	Atom-2	Interatomic distance (Å)	Clash overlap (Å)
50:DW:92:LEU:O	50:DW:95:ALA:HB3	2.13	0.47
28:A6:25:LYS:NZ	28:A6:27:LYS:HD3	2.26	0.47
1:AA:2372:G:C1'	28:A6:46:HIS:HE2	2.27	0.47
30:A8:23:VAL:HG11	30:A8:46:ARG:HD3	1.97	0.47
1:AA:1056:G:O6	1:AA:1104:C:N4	2.48	0.47
1:AA:1155:A:O2'	1:AA:1156:A:H2'	2.14	0.47
1:AA:1735:C:H2'	1:AA:1741:C:O4'	2.15	0.47
1:AA:1788:C:H6	1:AA:1788:C:O5'	1.97	0.47
1:AA:2459:A:C4	1:AA:2460:U:C6	3.03	0.47
1:AA:442:G:C4	1:AA:444:C:C5	3.02	0.47
2:AB:29:A:C2	2:AB:56:G:C2	3.03	0.47
6:AG:94:LEU:N	6:AG:94:LEU:HD23	2.25	0.47
7:AH:86:GLU:HG2	7:AH:87:LEU:H	1.80	0.47
8:AK:98:ALA:HB2	8:AK:111:PRO:HB3	1.96	0.47
21:AV:166:SER:HA	21:AV:167:PRO:HD3	1.72	0.47
25:AX:29:ARG:C	25:AX:30:ARG:HG3	2.34	0.47
16:B1:92:ARG:HD2	16:B1:95:LEU:CD1	2.45	0.47
22:B3:84:LEU:O	22:B3:85:ALA:O	2.32	0.47
1:BA:1011:G:C6	1:BA:1013:C:C4	3.03	0.47
1:BA:1125:G:C6	1:BA:1126:A:N6	2.83	0.47
1:BA:1019:U:H3	1:BA:1142(A):A:H62	1.61	0.47
1:BA:1525:G:C2	1:BA:1526:G:C4	3.02	0.47
1:BA:2131:G:H5'	1:BA:2132:U:OP1	2.14	0.47
1:BA:270(E):G:H1	1:BA:270(U):C:H42	1.61	0.47
1:BA:2713:A:H3'	1:BA:2714:G:C5'	2.45	0.47
1:BA:49:A:H5'	1:BA:51:G:O4'	2.14	0.47
3:BD:131:LEU:N	3:BD:131:LEU:HD12	2.29	0.47
3:BD:107:ALA:O	3:BD:196:VAL:O	2.31	0.47
3:BD:27:THR:O	3:BD:28:GLU:CB	2.61	0.47
4:BE:111:ARG:HD2	4:BE:160:TYR:CE1	2.50	0.47
5:BF:4:VAL:HG22	5:BF:19:GLU:OE1	2.14	0.47
6:BG:45:GLU:H	6:BG:45:GLU:HG2	1.39	0.47
14:BQ:28:VAL:HG11	14:BQ:98:VAL:HG12	1.96	0.47
15:BR:29:ARG:CB	15:BR:29:ARG:HH11	2.27	0.47
20:BU:81:LYS:HD3	20:BU:97:ARG:NH2	2.28	0.47
24:BW:71:ASN:O	24:BW:72:ALA:HB3	2.14	0.47
31:CA:1028:C:N4	31:CA:1028(A):C:C4	2.83	0.47
31:CA:1079:G:C6	31:CA:1080:A:N6	2.83	0.47
31:CA:1154:G:O2'	31:CA:1155:G:H5'	2.15	0.47
31:CA:1255:G:O2'	31:CA:1258:G:H1'	2.15	0.47
31:CA:1305:G:C8	31:CA:1305:G:OP2	2.67	0.47

Continued on next page...

Continued from previous page...

Atom-1	Atom-2	Interatomic distance (Å)	Clash overlap (Å)
31:CA:1362(A):C:H5'	31:CA:1363:A:O5'	2.14	0.47
31:CA:102:G:O2'	31:CA:151:A:N3	2.40	0.47
53:CC:76:C:H5''	53:CC:77:A:OP2	2.15	0.47
32:CE:164:VAL:HG23	32:CE:186:ALA:HB2	1.96	0.47
31:CA:254:G:H21	47:CT:16:GLN:NE2	2.13	0.47
50:CW:49:ALA:HB3	50:CW:99:LEU:HD22	1.97	0.47
31:DA:1137:C:O2'	31:DA:1138:G:N2	2.48	0.47
31:DA:1170:A:H2'	31:DA:1171:G:O4'	2.14	0.47
31:DA:1187:G:H4'	39:DL:111:ARG:HH11	1.78	0.47
31:DA:1248:A:H2'	39:DL:70:LYS:NZ	2.29	0.47
31:DA:188:U:O2'	31:DA:189:U:H5'	2.15	0.47
31:DA:404:U:H5'	34:DG:122:ARG:HD2	1.96	0.47
31:DA:79:G:OP2	31:DA:79:G:H8	1.98	0.47
53:DC:48:U:C1'	53:DC:49:C:O5'	2.63	0.47
35:DH:107:ARG:O	35:DH:110:LEU:N	2.47	0.47
49:DV:29:ARG:O	49:DV:30:LEU:HG	2.15	0.47
49:DV:42:PRO:O	49:DV:43:GLU:CG	2.60	0.47
49:DV:49:ILE:HD12	49:DV:49:ILE:N	2.29	0.47
50:DW:50:GLU:HA	50:DW:100:ILE:HB	1.96	0.47
31:DA:324:G:P	50:DW:22:ARG:HD3	2.55	0.47
50:DW:75:ASN:OD1	50:DW:75:ASN:N	2.47	0.47
17:A2:89:GLN:NE2	17:A2:89:GLN:HA	2.29	0.47
1:AA:2331:G:H4'	22:A3:43:THR:N	2.30	0.47
1:AA:2695:C:H2'	1:AA:2696:U:C6	2.50	0.47
1:AA:878:A:N1	1:AA:879:G:C2	2.83	0.47
1:AA:893:C:C4	1:AA:894:C:N4	2.82	0.47
2:AB:11:C:O5'	2:AB:12:C:C5	2.68	0.47
4:AE:95:ILE:N	4:AE:95:ILE:HD13	2.30	0.47
5:AF:7:TYR:HA	5:AF:22:ALA:H	1.80	0.47
1:AA:2562:U:H1'	10:AN:23:ARG:NH1	2.30	0.47
12:AP:43:THR:HB	12:AP:45:GLN:HG2	1.95	0.47
15:AR:111:ARG:O	15:AR:112:ARG:CG	2.62	0.47
15:AR:61:PHE:CE2	15:AR:76:PHE:HB2	2.50	0.47
13:B0:58:GLY:HA2	13:B0:80:PHE:CE1	2.49	0.47
16:B1:95:LEU:O	16:B1:98:LEU:HG	2.15	0.47
28:B6:28:ARG:CB	28:B6:31:PRO:HD2	2.45	0.47
1:BA:1034:G:H2'	1:BA:1035:U:O4'	2.15	0.47
1:BA:1069:A:O2'	1:BA:1072:C:OP2	2.33	0.47
1:BA:139:G:N2	1:BA:141:A:N1	2.63	0.47
1:BA:1499:C:H2'	1:BA:1500:G:C8	2.50	0.47
1:BA:2199:A:C8	1:BA:2205:C:C5	3.03	0.47

Continued on next page...

Continued from previous page...

Atom-1	Atom-2	Interatomic distance (Å)	Clash overlap (Å)
1:BA:957:A:N1	1:BA:2459:A:H8	2.13	0.47
1:BA:274:G:O4'	1:BA:274:G:OP1	2.33	0.47
1:BA:2720:U:C4	1:BA:2873:A:N1	2.83	0.47
1:BA:289:A:H3'	1:BA:290:G:H8	1.80	0.47
1:BA:308:G:H3'	1:BA:309:G:C8	2.50	0.47
1:BA:774:A:H2	1:BA:787:U:O2'	1.76	0.47
2:BB:10:C:C4	2:BB:11:C:H5	2.32	0.47
2:BB:46:A:H2'	2:BB:47:C:H6	1.79	0.47
9:BM:47:ALA:C	9:BM:49:GLY:N	2.68	0.47
10:BN:10:VAL:HG13	10:BN:17:ARG:C	2.35	0.47
10:BN:2:ILE:CD1	10:BN:6:THR:HG21	2.37	0.47
14:BQ:84:GLN:HA	14:BQ:109:GLY:HA3	1.96	0.47
15:BR:29:ARG:HB3	15:BR:29:ARG:HH11	1.80	0.47
15:BR:50:ILE:HB	15:BR:62:THR:OG1	2.15	0.47
15:BR:3:ARG:HG2	15:BR:6:LEU:HB2	1.95	0.47
19:BT:43:VAL:HG22	19:BT:51:VAL:CG2	2.45	0.47
20:BU:16:ALA:O	20:BU:21:LYS:HG3	2.13	0.47
31:CA:1148:U:H2'	31:CA:1149:C:O4'	2.14	0.47
31:CA:946:A:C2	31:CA:1236:A:C2	3.02	0.47
31:CA:1299:A:O3'	31:CA:1300:G:H4'	2.13	0.47
31:CA:455:C:H42	31:CA:477:G:H1	1.62	0.47
31:CA:745:C:H2'	31:CA:746:A:C8	2.50	0.47
31:CA:763:G:N3	31:CA:764:C:C6	2.82	0.47
31:CA:895:G:H2'	31:CA:896:C:H6	1.78	0.47
31:CA:939:G:H2'	31:CA:940:C:H6	1.79	0.47
32:CE:189:ASP:OD1	32:CE:191:ASP:HB2	2.15	0.47
32:CE:5:ILE:CG2	32:CE:221:LEU:HD23	2.44	0.47
36:CI:61:LEU:HD23	36:CI:63:TYR:OH	2.14	0.47
38:CK:40:ALA:O	38:CK:43:GLY:N	2.47	0.47
39:CL:53:VAL:HG21	39:CL:92:TYR:CG	2.49	0.47
49:CV:24:ALA:C	49:CV:26:GLY:N	2.68	0.47
50:CW:53:LEU:HD12	50:CW:100:ILE:HG23	1.95	0.47
31:DA:1338:G:H2'	31:DA:1339:A:O4'	2.14	0.47
31:DA:174:C:H2'	31:DA:175:C:H6	1.80	0.47
31:DA:322:C:H41	31:DA:328:C:H6	1.63	0.47
31:DA:689:C:H2'	31:DA:690:G:C5'	2.42	0.47
31:DA:693:G:H2'	31:DA:694:A:O4'	2.15	0.47
31:DA:702:A:H3'	31:DA:703:G:H5'	1.96	0.47
52:DB:10:G:H2'	52:DB:11:U:H6	1.80	0.47
52:DB:86:C:H2'	52:DB:87:A:C4	2.50	0.47
40:DM:65:LEU:CD2	44:DQ:36:PHE:CZ	2.97	0.47

Continued on next page...

Continued from previous page...

Atom-1	Atom-2	Interatomic distance (Å)	Clash overlap (Å)
31:DA:1204:A:OP1	44:DQ:3:ARG:NH1	2.47	0.47
26:A4:57:GLU:CA	26:A4:60:GLN:HB2	2.45	0.47
1:AA:1557:C:H5''	1:AA:1558:A:OP2	2.15	0.47
1:AA:2063:C:C5	1:AA:2064:C:C5	3.02	0.47
1:AA:2324:C:H5''	1:AA:2325:G:H5''	1.97	0.47
1:AA:2785:C:OP1	4:AE:41:LYS:NZ	2.48	0.47
1:AA:389:G:H22	11:AO:72:PRO:CG	2.28	0.47
1:AA:508:G:C6	18:AS:9:TYR:CE2	3.03	0.47
1:AA:69:C:H2'	1:AA:70:G:H8	1.79	0.47
1:AA:815:C:H2'	1:AA:816:C:H6	1.79	0.47
3:AD:70:TRP:HZ3	3:AD:146:GLU:OE2	1.98	0.47
3:AD:264:LYS:HD3	3:AD:266:SER:HB3	1.96	0.47
8:AK:47:LEU:O	8:AK:50:ARG:HB2	2.13	0.47
8:AK:78:THR:HA	8:AK:141:LYS:HG3	1.96	0.47
9:AM:57:ALA:O	9:AM:58:ASP:CB	2.62	0.47
26:B4:23:GLU:CG	26:B4:24:THR:N	2.78	0.47
30:B8:19:SER:OG	30:B8:21:LYS:HD2	2.15	0.47
1:BA:1386:C:OP2	1:BA:1396:U:C5	2.62	0.47
1:BA:2153:G:O2'	1:BA:2154:G:H5'	2.15	0.47
1:BA:945:A:C6	1:BA:2448:A:C6	3.02	0.47
1:BA:2607:G:H2'	1:BA:2608:G:O4'	2.15	0.47
1:BA:2689:U:P	1:BA:2719:G:H22	2.37	0.47
1:BA:289:A:C4	1:BA:353:G:N2	2.83	0.47
3:BD:28:GLU:O	3:BD:29:PRO:C	2.53	0.47
1:BA:2638:G:P	4:BE:82:ARG:HH22	2.38	0.47
6:BG:167:GLU:O	6:BG:170:ARG:HB3	2.15	0.47
6:BG:67:LYS:HE3	26:B4:6:HIS:CD2	2.50	0.47
9:BM:99:LEU:O	9:BM:103:VAL:HG23	2.14	0.47
11:BO:11:GLY:C	11:BO:13:ASN:N	2.66	0.47
11:BO:62:LEU:HD12	30:B8:30:ARG:HD3	1.95	0.47
12:BP:135:ASP:OD1	12:BP:137:TYR:CD2	2.61	0.47
12:BP:65:PHE:O	12:BP:66:ILE:HG12	2.15	0.47
15:BR:3:ARG:NE	15:BR:6:LEU:HD13	2.29	0.47
15:BR:8:LYS:NZ	15:BR:8:LYS:CB	2.68	0.47
19:BT:36:LYS:HG2	19:BT:54:VAL:HB	1.96	0.47
21:BV:115:GLY:HA3	21:BV:174:VAL:HG13	1.95	0.47
31:CA:1129:C:H41	31:CA:1141:C:H41	1.63	0.47
31:CA:1366:C:O2'	40:CM:60:ARG:NH2	2.41	0.47
31:CA:17:U:C2'	31:CA:18:C:O5'	2.62	0.47
31:CA:185:A:O2'	31:CA:186:C:H5'	2.15	0.47
31:CA:261:U:OP2	50:CW:79:ARG:NH2	2.48	0.47

Continued on next page...

Continued from previous page...

Atom-1	Atom-2	Interatomic distance (Å)	Clash overlap (Å)
31:CA:647:C:O2'	31:CA:648:A:H5'	2.14	0.47
31:CA:730:G:C5	31:CA:731:G:H1'	2.49	0.47
31:CA:760:G:C2'	31:CA:761:G:H5'	2.45	0.47
31:CA:958:A:N6	31:CA:959:A:N6	2.63	0.47
53:CC:1:C:O2'	53:CC:2:G:P	2.72	0.47
53:CD:56:U:O4	53:CD:58:A:H5''	2.14	0.47
53:CD:6:G:O2'	53:CD:7:G:H5'	2.15	0.47
32:CE:71:VAL:HG12	32:CE:93:VAL:HB	1.96	0.47
32:CE:87:ARG:HE	32:CE:233:SER:CB	2.28	0.47
35:CH:31:LEU:HA	35:CH:31:LEU:HD23	1.74	0.47
39:CL:4:TYR:CG	39:CL:88:TYR:HB2	2.49	0.47
31:CA:1228:C:OP1	43:CP:115:LYS:HE3	2.13	0.47
44:CQ:13:THR:N	44:CQ:14:PRO:CD	2.77	0.47
44:CQ:36:PHE:CD1	44:CQ:36:PHE:C	2.88	0.47
48:CU:73:ALA:HB3	48:CU:79:LEU:HD12	1.96	0.47
31:DA:1239:A:H62	31:DA:1299:A:H62	1.62	0.47
31:DA:1468:A:H8	31:DA:1468:A:O5'	1.98	0.47
31:DA:241:C:C2	31:DA:286:G:C2	3.03	0.47
31:DA:626:U:C2	31:DA:627:G:C8	3.03	0.47
31:DA:892:A:H2'	31:DA:893:C:C6	2.50	0.47
31:DA:954:G:H2'	31:DA:955:U:H6	1.78	0.47
31:DA:964:A:N3	31:DA:969:A:O2'	2.38	0.47
31:DA:1054:C:N4	52:DB:35:G:C4	2.82	0.47
53:DC:1:C:C6	53:DC:1:C:C3'	2.98	0.47
53:DD:55:U:N3	53:DD:56:U:C5	2.83	0.47
32:DE:154:LEU:HB3	32:DE:155:LEU:H	1.56	0.47
31:DA:1190:G:C5'	33:DF:176:HIS:NE2	2.78	0.47
33:DF:75:VAL:O	33:DF:83:ARG:NE	2.47	0.47
31:DA:823:G:H21	38:DK:1:MET:HE1	1.80	0.47
38:DK:99:GLU:N	38:DK:99:GLU:OE1	2.48	0.47
39:DL:95:LYS:NZ	39:DL:96:LEU:HD12	2.30	0.47
40:DM:24:VAL:HG21	40:DM:37:PRO:HG3	1.96	0.47
31:DA:973:G:C1'	40:DM:55:LYS:HG3	2.45	0.47
40:DM:75:ILE:HG13	40:DM:76:ASN:H	1.80	0.47
41:DN:48:ILE:HA	41:DN:48:ILE:HD12	1.74	0.47
43:DP:34:LEU:HD13	43:DP:41:PRO:HA	1.96	0.47
44:DQ:47:LEU:O	44:DQ:50:LYS:N	2.48	0.47
46:DS:21:VAL:CG1	46:DS:34:GLU:HB3	2.44	0.47
31:DA:584:G:H5'	47:DT:91:ARG:HH12	1.79	0.47
17:A2:44:LYS:HG2	17:A2:45:THR:H	1.77	0.47
22:A3:60:PHE:CD2	22:A3:60:PHE:N	2.83	0.47

Continued on next page...

Continued from previous page...

Atom-1	Atom-2	Interatomic distance (Å)	Clash overlap (Å)
28:A6:27:LYS:HB2	28:A6:27:LYS:HZ2	1.80	0.47
1:AA:1193:G:H2'	1:AA:1194:A:H8	1.79	0.47
1:AA:1499:C:O2'	1:AA:1500:G:H5'	2.15	0.47
1:AA:1609:A:O2'	1:AA:1610:A:H5'	2.15	0.47
1:AA:1664:A:N6	1:AA:1665:A:N6	2.62	0.47
1:AA:1882:C:H5'	1:AA:1883:G:OP2	2.15	0.47
1:AA:2124:G:C2'	1:AA:2125:G:H5'	2.45	0.47
1:AA:2295:C:H2'	1:AA:2295:C:O2	2.15	0.47
1:AA:2683:C:OP1	15:AR:55:ASN:ND2	2.48	0.47
1:AA:2839:G:C4	1:AA:2840:C:C5	3.03	0.47
1:AA:594:U:OP1	30:A8:61:LEU:HD22	2.15	0.47
1:AA:917:A:H2'	1:AA:918:A:O5'	2.14	0.47
3:AD:101:GLU:OE1	3:AD:103:ARG:NH1	2.47	0.47
4:AE:103:ASP:OD1	4:AE:201:THR:HA	2.14	0.47
4:AE:80:GLU:O	4:AE:81:ILE:C	2.53	0.47
7:AH:125:VAL:HG12	7:AH:127:GLU:O	2.14	0.47
7:AH:30:LYS:NZ	7:AH:83:TYR:HE2	2.12	0.47
8:AK:125:GLU:OE1	8:AK:141:LYS:HB3	2.14	0.47
10:AN:48:PRO:O	10:AN:49:ARG:HB2	2.15	0.47
11:AO:58:THR:CG2	11:AO:58:THR:O	2.62	0.47
12:AP:19:GLY:C	12:AP:98:LYS:HD3	2.34	0.47
18:AS:75:TYR:CE2	18:AS:104:THR:CB	2.98	0.47
19:AT:51:VAL:HG13	19:AT:81:VAL:HG23	1.97	0.47
20:AU:48:ALA:O	20:AU:49:VAL:C	2.52	0.47
23:AZ:92:LYS:CA	23:AZ:95:LEU:HD12	2.44	0.47
16:B1:92:ARG:HD2	16:B1:95:LEU:HD13	1.96	0.47
11:BO:61:ARG:HG3	30:B8:27:THR:CG2	2.44	0.47
1:BA:1029:A:O5'	1:BA:1029:A:H8	1.98	0.47
1:BA:1122:G:N3	1:BA:1122:G:H2'	2.30	0.47
1:BA:1464:C:O2'	1:BA:1528:A:C8	2.55	0.47
1:BA:1710:C:O2'	1:BA:1711:C:H5'	2.14	0.47
1:BA:1759:A:C8	1:BA:2696:U:H1'	2.49	0.47
1:BA:2129:C:N4	1:BA:2130:U:H3	2.12	0.47
1:BA:2662:A:O5'	1:BA:2662:A:H8	1.97	0.47
1:BA:2532:G:N2	1:BA:2663:G:O2'	2.48	0.47
1:BA:2:G:H1	1:BA:2901:C:H42	1.63	0.47
1:BA:807:U:H2'	1:BA:808:G:O5'	2.15	0.47
1:BA:854:G:N2	1:BA:924:C:C2	2.83	0.47
3:BD:6:PHE:CE1	3:BD:18:VAL:HG12	2.50	0.47
4:BE:201:THR:C	4:BE:202:LYS:HD2	2.35	0.47
1:BA:2634:G:O3'	4:BE:77:ILE:HD12	2.14	0.47

Continued on next page...

Continued from previous page...

Atom-1	Atom-2	Interatomic distance (Å)	Clash overlap (Å)
5:BF:89:VAL:CG1	5:BF:90:PHE:N	2.50	0.47
6:BG:94:LEU:HD23	6:BG:94:LEU:H	1.80	0.47
9:BM:72:TYR:CE1	9:BM:101:HIS:HD2	2.33	0.47
12:BP:63:LYS:HA	12:BP:63:LYS:HD3	1.62	0.47
15:BR:88:ILE:HD11	15:BR:91:ARG:HG2	1.97	0.47
20:BU:46:LYS:O	20:BU:47:LYS:C	2.52	0.47
20:BU:75:ILE:HA	20:BU:80:GLY:CA	2.45	0.47
20:BU:90:LEU:HD23	20:BU:90:LEU:N	2.25	0.47
21:BV:24:LEU:HD11	21:BV:86:VAL:HG12	1.97	0.47
31:CA:1176:A:N6	31:CA:1177:G:C5	2.83	0.47
31:CA:109:A:N7	31:CA:326:G:H2'	2.30	0.47
31:CA:405:U:H3'	31:CA:406:G:H5'	1.97	0.47
31:CA:49:U:O2'	31:CA:50:A:C3'	2.62	0.47
32:CE:76:GLN:HB3	32:CE:211:ILE:HD11	1.96	0.47
36:CI:97:PHE:O	48:CU:31:LEU:HD23	2.15	0.47
43:CP:15:VAL:O	43:CP:19:LEU:CD2	2.63	0.47
46:CS:68:ASP:O	46:CS:71:ARG:HG2	2.15	0.47
31:DA:1055:A:C2	31:DA:1056:U:H1'	2.49	0.47
31:DA:1056:U:O4	31:DA:1200:C:C6	2.68	0.47
31:DA:1305:G:C8	31:DA:1305:G:OP2	2.68	0.47
31:DA:1315:U:H2'	31:DA:1316:G:O4'	2.15	0.47
31:DA:686:U:O4	31:DA:703:G:H1'	2.15	0.47
31:DA:811:C:H4'	31:DA:900:A:H61	1.78	0.47
31:DA:895:G:H2'	31:DA:896:C:C6	2.49	0.47
53:DD:56:U:N3	53:DD:58:A:H8	2.07	0.47
34:DG:31:CYS:C	34:DG:33:MET:N	2.61	0.47
37:DJ:127:ALA:O	37:DJ:130:GLY:N	2.47	0.47
38:DK:103:VAL:CG2	38:DK:110:ALA:HB2	2.44	0.47
38:DK:85:ARG:O	38:DK:86:ILE:HD13	2.14	0.47
31:DA:1149:C:OP2	39:DL:9:ARG:NH1	2.47	0.47
28:A6:33:LYS:O	28:A6:35:GLU:HG3	2.15	0.47
1:AA:1205:U:H4'	1:AA:1206:G:OP2	2.14	0.47
1:AA:1331:A:O2'	1:AA:1332:G:C8	2.64	0.47
1:AA:1479:G:C5	1:AA:1510:A:N6	2.81	0.47
1:AA:1464:C:O2'	1:AA:1528:A:C8	2.68	0.47
1:AA:1786:A:C1'	1:AA:1938:A:N6	2.78	0.47
1:AA:1937:A:C2'	1:AA:1938:A:OP1	2.62	0.47
1:AA:2163:C:C5	1:AA:2164:C:C5	3.03	0.47
1:AA:2205:C:H2'	1:AA:2205:C:O2	2.15	0.47
1:AA:288:C:H2'	1:AA:289:A:H8	1.80	0.47
1:AA:320:A:H2'	5:AF:136:THR:CG2	2.43	0.47

Continued on next page...

Continued from previous page...

Atom-1	Atom-2	Interatomic distance (Å)	Clash overlap (Å)
1:AA:449:A:N6	1:AA:450:G:C6	2.83	0.47
1:AA:470:A:C5'	1:AA:470:A:H8	2.27	0.47
1:AA:529:A:H4'	1:AA:530:G:H5'	1.95	0.47
1:AA:539:G:N3	1:AA:539:G:H2'	2.28	0.47
1:AA:569:U:C4	1:AA:570:G:C6	3.02	0.47
2:AB:82:G:O2'	2:AB:83:G:H5'	2.15	0.47
5:AF:63:LYS:CE	5:AF:67:GLN:HB3	2.45	0.47
6:AG:63:ILE:HG12	6:AG:64:THR:N	2.28	0.47
8:AK:69:LYS:HA	8:AK:136:VAL:HG11	1.97	0.47
9:AM:17:ASP:O	9:AM:18:ALA:HB3	2.15	0.47
9:AM:7:LYS:CD	9:AM:7:LYS:H	2.26	0.47
20:AU:60:PHE:CD2	20:AU:60:PHE:N	2.83	0.47
1:BA:1217:C:OP2	16:B1:15:LYS:HE3	2.15	0.47
16:B1:68:ALA:O	16:B1:71:GLN:HB2	2.15	0.47
1:BA:1644:C:H2'	1:BA:1644:C:O2	2.13	0.47
1:BA:2133:G:H1'	1:BA:2158:A:N6	2.30	0.47
1:BA:2364:C:O2'	1:BA:2365:G:H5'	2.15	0.47
1:BA:10:G:C6	1:BA:2629:A:C2	3.03	0.47
1:BA:2721:A:H2'	1:BA:2722:G:O4'	2.14	0.47
1:BA:697:C:H2'	1:BA:697:C:O2	2.14	0.47
1:BA:846:C:C2	1:BA:847:U:H5	2.33	0.47
1:BA:85:G:C5	1:BA:98:G:C2	3.02	0.47
2:BB:55:U:O2'	2:BB:56:G:H5'	2.15	0.47
3:BD:139:GLY:N	3:BD:165:ILE:O	2.48	0.47
3:BD:25:THR:HG21	3:BD:81:ALA:HA	1.97	0.47
3:BD:35:LYS:HD3	3:BD:63:ARG:HB3	1.97	0.47
3:BD:83:GLU:OE1	3:BD:104:TYR:OH	2.19	0.47
4:BE:182:LEU:C	4:BE:183:LEU:HD12	2.34	0.47
9:BM:47:ALA:HB2	9:BM:112:LEU:HD11	1.97	0.47
11:BO:80:TYR:CE1	11:BO:111:ARG:CG	2.93	0.47
31:CA:1179:A:H2'	31:CA:1180:A:O4'	2.15	0.47
31:CA:1278:U:H6	31:CA:1278:U:H3'	1.80	0.47
31:CA:940:C:H2'	31:CA:941:G:C8	2.50	0.47
31:CA:967:C:H6	31:CA:967:C:O5'	1.98	0.47
52:CB:16:U:N1	52:CB:70:G:N2	2.63	0.47
32:CE:221:LEU:O	32:CE:221:LEU:HD13	2.15	0.47
34:CG:10:ARG:O	34:CG:14:ARG:HB2	2.15	0.47
34:CG:70:ILE:CG2	34:CG:75:PHE:HB2	2.44	0.47
36:CI:3:ARG:HD3	36:CI:38:GLU:OE1	2.14	0.47
37:CJ:56:GLN:HG2	37:CJ:56:GLN:H	1.50	0.47
40:CM:55:LYS:HE2	40:CM:55:LYS:O	2.14	0.47

Continued on next page...

Continued from previous page...

Atom-1	Atom-2	Interatomic distance (Å)	Clash overlap (Å)
44:CQ:3:ARG:HD3	44:CQ:3:ARG:HA	1.59	0.47
31:DA:1095:U:OP1	31:DA:1108:G:N1	2.48	0.47
31:DA:1127:G:N2	31:DA:1144:G:N2	2.61	0.47
31:DA:1153:C:C4	31:DA:1154:G:N7	2.82	0.47
31:DA:47:C:H5''	31:DA:365:U:C6	2.49	0.47
31:DA:426:G:P	34:DG:36:ARG:HH21	2.38	0.47
31:DA:561:U:O2'	31:DA:562:C:P	2.73	0.47
31:DA:673:G:O3'	36:DI:87:ARG:NH2	2.48	0.47
31:DA:652:U:O4	31:DA:752:G:H1'	2.15	0.47
31:DA:802:A:H5'	31:DA:803:G:OP2	2.15	0.47
31:DA:862:C:O2'	31:DA:863:U:H5'	2.14	0.47
31:DA:879:C:C5	42:DO:6:THR:HG21	2.49	0.47
34:DG:141:ARG:O	34:DG:144:ASP:HB2	2.15	0.47
40:DM:31:GLY:O	40:DM:32:ALA:HB2	2.15	0.47
40:DM:81:THR:O	40:DM:84:GLN:N	2.48	0.47
41:DN:116:HIS:O	41:DN:117:ASN:HB2	2.15	0.47
42:DO:50:SER:O	42:DO:51:ALA:HB2	2.15	0.47
42:DO:83:VAL:CG1	42:DO:84:LEU:N	2.78	0.47
31:DA:740:U:OP2	45:DR:2:PRO:HA	2.15	0.47
47:DT:58:GLU:O	47:DT:59:ILE:HD13	2.15	0.47
51:DX:6:ARG:HD3	51:DX:15:ARG:HH21	1.79	0.47
51:DX:8:THR:HG22	51:DX:10:ARG:N	2.30	0.47
28:A6:28:ARG:NH1	28:A6:28:ARG:HB3	2.29	0.47
1:AA:1062:G:OP1	1:AA:1062:G:H8	1.98	0.47
1:AA:1006:C:C2	1:AA:1138:G:N2	2.83	0.47
1:AA:1331:A:HO2'	1:AA:1332:G:H8	1.62	0.47
1:AA:1368:G:C2	1:AA:1369:G:C8	3.03	0.47
1:AA:1416:G:O2'	1:AA:1417:C:H6	1.96	0.47
1:AA:1536:A:H2'	1:AA:1537:C:OP1	2.15	0.47
1:AA:245:G:C4'	11:AO:70:GLN:O	2.63	0.47
1:AA:2689:U:C4'	1:AA:2690:C:OP2	2.63	0.47
1:AA:2870:C:N3	1:AA:2871:C:C2	2.83	0.47
1:AA:449:A:C6	1:AA:450:G:C5	3.03	0.47
1:AA:883:G:H2'	1:AA:884:C:C4'	2.45	0.47
3:AD:72:LYS:HE3	3:AD:75:ILE:CD1	2.41	0.47
4:AE:182:LEU:C	4:AE:183:LEU:HD12	2.36	0.47
4:AE:22:PRO:O	4:AE:23:VAL:CB	2.63	0.47
6:AG:145:THR:O	6:AG:146:TYR:HB3	2.15	0.47
9:AM:24:GLY:HA2	9:AM:27:ALA:CB	2.44	0.47
11:AO:83:VAL:O	11:AO:114:ILE:HA	2.14	0.47
14:AQ:56:LEU:HB2	14:AQ:58:LEU:CD2	2.45	0.47

Continued on next page...

Continued from previous page...

Atom-1	Atom-2	Interatomic distance (Å)	Clash overlap (Å)
15:AR:7:ILE:O	15:AR:10:VAL:HB	2.14	0.47
25:AX:23:LEU:CD2	25:AX:50:VAL:HG11	2.45	0.47
23:AZ:25:LYS:HE3	23:AZ:25:LYS:HB2	1.70	0.47
1:BA:2873:A:H8	13:B0:5:LYS:HA	1.79	0.47
1:BA:1012:U:N3	9:BM:25:ARG:HD3	2.30	0.47
1:BA:1314:C:N3	1:BA:1339:G:C2	2.83	0.47
1:BA:1464:C:C2	1:BA:1465:G:C8	3.03	0.47
1:BA:1985:G:O2'	1:BA:1986:A:H5'	2.15	0.47
1:BA:2280:G:O2'	1:BA:2388:A:N1	2.44	0.47
1:BA:2439:A:C5'	1:BA:2439:A:H8	2.26	0.47
1:BA:2749:A:H8	1:BA:2749:A:O5'	1.98	0.47
1:BA:394:A:H2'	1:BA:395:U:O4'	2.15	0.47
1:BA:587:C:C2	11:BO:33:ARG:NH1	2.83	0.47
1:BA:605:C:H1'	1:BA:657:U:O2'	2.15	0.47
1:BA:628:G:H5''	30:B8:18:ALA:HB2	1.96	0.47
1:BA:829:A:N7	1:BA:2247:A:O2'	2.45	0.47
1:BA:900:A:H3'	1:BA:901:A:C8	2.45	0.47
1:BA:998:C:C2'	1:BA:999:U:O5'	2.63	0.47
1:BA:1353:A:H4'	3:BD:38:LYS:CE	2.45	0.47
1:BA:2050:C:H1'	4:BE:156:MET:HE1	1.95	0.47
5:BF:64:ILE:O	5:BF:65:TRP:HD1	1.98	0.47
7:BH:102:ALA:HB1	7:BH:115:VAL:C	2.35	0.47
7:BH:153:LYS:O	7:BH:161:GLY:HA3	2.14	0.47
7:BH:4:ILE:HD13	7:BH:7:LEU:HD23	1.97	0.47
9:BM:97:ARG:CG	9:BM:97:ARG:NH1	2.60	0.47
20:BU:17:SER:HB3	20:BU:71:LYS:HB3	1.97	0.47
31:CA:1223:C:P	31:CA:1224:G:H2'	2.55	0.47
31:CA:373:A:H2'	31:CA:374:A:O4'	2.15	0.47
31:CA:5:U:O2'	31:CA:6:G:N3	2.42	0.47
52:CB:50:A:C2	52:CB:54:G:C6	3.03	0.47
32:CE:5:ILE:HG13	32:CE:6:THR:N	2.30	0.47
33:CF:141:VAL:CG1	33:CF:202:ILE:HG23	2.45	0.47
37:CJ:111:ARG:HB3	37:CJ:112:PRO:HD2	1.97	0.47
39:CL:63:ILE:HD11	39:CL:81:ILE:HD11	1.96	0.47
31:DA:1133:G:H2'	31:DA:1134:G:C8	2.34	0.47
31:DA:1133:G:N2	31:DA:1141:C:C2	2.81	0.47
31:DA:1428:A:H2'	31:DA:1429:C:C6	2.50	0.47
31:DA:142:G:H2'	31:DA:143:A:H8	1.79	0.47
31:DA:799:G:O6	31:DA:800:G:C2	2.68	0.47
31:DA:832:C:O2'	31:DA:833:U:H5'	2.15	0.47
31:DA:568:G:N2	31:DA:883:C:C2	2.83	0.47

Continued on next page...

Continued from previous page...

Atom-1	Atom-2	Interatomic distance (Å)	Clash overlap (Å)
52:DB:23:A:HO2'	52:DB:24:C:P	2.35	0.47
32:DE:102:LEU:H	32:DE:102:LEU:HD12	1.80	0.47
32:DE:167:PRO:HD3	32:DE:187:LEU:O	2.15	0.47
37:DJ:37:ASN:HD21	39:DL:41:VAL:H	1.62	0.47
40:DM:69:ASN:O	40:DM:70:ARG:HG3	2.14	0.47
41:DN:120:ARG:HA	41:DN:121:PRO:HD3	1.75	0.47
41:DN:56:GLY:O	41:DN:89:ALA:HB3	2.15	0.47
42:DO:32:PHE:HB3	42:DO:84:LEU:HD21	1.97	0.47
42:DO:27:LEU:CD2	42:DO:33:ARG:HG2	2.41	0.47
44:DQ:15:LYS:HZ3	44:DQ:15:LYS:HB3	1.79	0.47
13:A0:10:LEU:O	13:A0:11:ASN:C	2.53	0.46
22:A3:64:ASP:CB	22:A3:85:ALA:HB2	2.42	0.46
1:AA:1784:A:C4'	1:AA:1785:A:H5''	2.45	0.46
1:AA:1902:C:C4	1:AA:1903:G:H1'	2.50	0.46
1:AA:2288:A:C2	1:AA:2325:G:C8	3.03	0.46
1:AA:245:G:H2'	1:AA:246:C:H6	1.81	0.46
1:AA:1999:C:H5''	1:AA:2723:C:O2'	2.15	0.46
1:AA:719:C:H2'	1:AA:720:C:C6	2.50	0.46
15:AR:108:ARG:CG	15:AR:109:GLU:N	2.78	0.46
18:AS:2:GLU:CA	18:AS:64:MET:HE1	2.45	0.46
21:AV:6:LYS:NZ	21:AV:43:GLU:HG3	2.29	0.46
26:B4:59:PHE:HD1	26:B4:60:GLN:NE2	2.13	0.46
1:BA:2815:C:H5'	27:B5:29:THR:HG21	1.97	0.46
28:B6:51:GLU:HG2	28:B6:52:VAL:N	2.30	0.46
30:B8:61:LEU:HD12	30:B8:62:LEU:N	2.30	0.46
1:BA:1012:U:N3	1:BA:1143:A:C6	2.83	0.46
1:BA:1387:C:H5'	1:BA:1469:A:H4'	1.97	0.46
1:BA:1743:G:C2	1:BA:1746:G:C8	3.02	0.46
1:BA:1821:A:H2'	1:BA:1822:G:H8	1.80	0.46
1:BA:2120:G:O2'	1:BA:2121:G:H5'	2.15	0.46
1:BA:252:G:OP2	11:BO:50:ARG:NH1	2.33	0.46
1:BA:2881:C:C4	1:BA:2882:A:N7	2.83	0.46
1:BA:459:U:H2'	1:BA:460:A:C8	2.50	0.46
1:BA:486:C:H4'	18:BS:60:ASN:ND2	2.28	0.46
4:BE:111:ARG:HD2	4:BE:160:TYR:CD1	2.50	0.46
4:BE:56:PRO:HA	4:BE:57:LYS:HA	1.47	0.46
8:BK:144:VAL:CG2	8:BK:145:VAL:HG23	2.39	0.46
9:BM:134:ARG:N	9:BM:135:PRO:CD	2.78	0.46
14:BQ:42:ASP:C	14:BQ:44:LYS:H	2.18	0.46
14:BQ:63:THR:O	14:BQ:66:ALA:HB3	2.14	0.46
14:BQ:95:HIS:N	14:BQ:99:LYS:HB2	2.30	0.46

Continued on next page...

Continued from previous page...

Atom-1	Atom-2	Interatomic distance (Å)	Clash overlap (Å)
15:BR:93:ARG:CG	15:BR:117:ASP:CB	2.90	0.46
15:BR:4:GLY:O	15:BR:7:ILE:HG22	2.15	0.46
15:BR:50:ILE:HD11	15:BR:102:ILE:CD1	2.40	0.46
31:CA:1004:A:C6	31:CA:1025:U:H1'	2.50	0.46
31:CA:1072:G:C6	31:CA:1073:U:C4	3.04	0.46
31:CA:1157:A:H62	31:CA:1178:G:N2	2.11	0.46
31:CA:1502:A:H2	31:CA:1505:G:C2	2.32	0.46
31:CA:1502:A:C2	31:CA:1505:G:N2	2.65	0.46
31:CA:222:U:H2'	31:CA:223:U:C6	2.50	0.46
31:CA:489:C:O2'	31:CA:490:G:H5'	2.14	0.46
31:CA:658:G:C4	31:CA:659:U:C6	3.03	0.46
31:CA:66:G:C5	31:CA:67:C:C5	3.03	0.46
31:CA:587:G:N2	31:CA:755:G:C5	2.83	0.46
53:CD:22:A:N1	53:CD:47:G:H2'	2.30	0.46
32:CE:82:ARG:HG2	32:CE:92:TYR:CE1	2.50	0.46
33:CF:94:LEU:O	33:CF:94:LEU:HD12	2.14	0.46
34:CG:59:ARG:NH2	34:CG:66:ARG:HH12	2.13	0.46
36:CI:18:GLN:O	36:CI:21:LEU:HB2	2.16	0.46
31:CA:600:C:H5'	38:CK:129:VAL:O	2.15	0.46
31:CA:1368:G:H5''	39:CL:112:LYS:HB3	1.98	0.46
46:CS:49:LEU:HD12	46:CS:50:LYS:H	1.80	0.46
31:DA:1009:G:C2	31:DA:1010:G:C8	3.03	0.46
31:DA:1128:C:H5''	39:DL:16:ARG:NH2	2.24	0.46
31:DA:1418:A:H5''	31:DA:1419:G:OP2	2.15	0.46
31:DA:476:G:H2'	31:DA:477:G:C8	2.48	0.46
31:DA:58:C:O5'	31:DA:58:C:H6	1.97	0.46
32:DE:92:TYR:CE2	32:DE:151:GLY:CA	2.98	0.46
42:DO:60:LEU:C	42:DO:62:SER:N	2.69	0.46
50:DW:58:LYS:O	50:DW:58:LYS:HD3	2.15	0.46
31:DA:1286:A:H2	51:DX:18:TYR:HH	1.61	0.46
22:A3:55:ARG:HG3	22:A3:55:ARG:HH11	1.80	0.46
1:AA:2371:G:C1'	28:A6:45:LYS:HG3	2.46	0.46
1:AA:1190:G:H5'	11:AO:32:THR:HA	1.98	0.46
1:AA:1264:G:OP1	27:A5:19:ARG:NH2	2.36	0.46
1:AA:1528:A:N1	1:AA:1543:A:C2	2.83	0.46
1:AA:1558:A:O2'	1:AA:1559:G:OP2	2.33	0.46
1:AA:2329:G:H2'	1:AA:2330:G:C8	2.50	0.46
1:AA:2824:C:H2'	1:AA:2825:C:O4'	2.16	0.46
1:AA:452:G:C2	1:AA:458:G:C5	3.04	0.46
1:AA:637:A:C4	1:AA:652:C:H1'	2.50	0.46
1:AA:77:C:OP1	24:AW:59:ARG:HD3	2.15	0.46

Continued on next page...

Continued from previous page...

Atom-1	Atom-2	Interatomic distance (Å)	Clash overlap (Å)
1:AA:967:C:C2	1:AA:968:G:C8	3.04	0.46
5:AF:9:ILE:CD1	5:AF:20:LEU:HB3	2.45	0.46
6:AG:63:ILE:HD12	6:AG:141:PHE:CG	2.50	0.46
6:AG:28:VAL:O	6:AG:31:VAL:HG13	2.15	0.46
7:AH:84:SER:O	7:AH:133:VAL:O	2.34	0.46
9:AM:127:ASP:N	9:AM:127:ASP:OD1	2.48	0.46
1:AA:2675:A:H5'	10:AN:29:ASN:O	2.14	0.46
11:AO:83:VAL:CG1	11:AO:112:LEU:HD21	2.44	0.46
11:AO:114:ILE:O	11:AO:114:ILE:HG13	2.15	0.46
11:AO:140:ALA:O	11:AO:141:ALA:HB3	2.16	0.46
1:AA:2255:G:C2	12:AP:85:LYS:HE2	2.50	0.46
21:AV:37:VAL:HG23	21:AV:38:TYR:N	2.29	0.46
21:AV:62:PRO:O	21:AV:63:ASP:CB	2.55	0.46
17:B2:83:ARG:O	17:B2:84:LYS:CB	2.64	0.46
1:BA:1017:G:N3	1:BA:1017:G:H2'	2.30	0.46
1:BA:1120:G:C6	1:BA:1121:C:C4	3.03	0.46
1:BA:1407:C:C2	1:BA:1596:A:C2	3.03	0.46
1:BA:1629:U:H2'	1:BA:1630:G:C8	2.51	0.46
1:BA:1771:C:HO2'	1:BA:1786:A:C1'	2.28	0.46
1:BA:198:C:H6	1:BA:198:C:O5'	1.98	0.46
1:BA:2150:U:H2'	1:BA:2151:G:C8	2.45	0.46
1:BA:2850:A:H2'	1:BA:2851:A:H8	1.80	0.46
1:BA:693:C:O2'	1:BA:694:U:H5'	2.15	0.46
1:BA:726:G:O2'	1:BA:727:A:OP2	2.31	0.46
1:BA:84:A:P	20:BU:8:LYS:HD3	2.55	0.46
1:BA:847:U:C6	1:BA:933:A:N6	2.77	0.46
1:BA:960:A:C5'	1:BA:961:C:OP1	2.63	0.46
3:BD:27:THR:HB	3:BD:81:ALA:HB1	1.97	0.46
4:BE:10:GLY:O	4:BE:24:THR:O	2.33	0.46
6:BG:150:ASP:CG	6:BG:151:ALA:N	2.69	0.46
12:BP:7:MET:CB	12:BP:10:ARG:HH22	2.28	0.46
15:BR:45:PHE:C	15:BR:45:PHE:HD2	2.18	0.46
1:BA:329:G:C5	20:BU:19:LYS:HG2	2.49	0.46
21:BV:48:PHE:CE1	21:BV:52:SER:HB2	2.50	0.46
23:BZ:87:PRO:O	23:BZ:91:LYS:N	2.34	0.46
31:CA:5:U:H1'	31:CA:6:G:C6	2.50	0.46
31:CA:84:U:H6	31:CA:84:U:OP1	1.97	0.46
32:CE:87:ARG:NH2	32:CE:233:SER:OG	2.34	0.46
33:CF:126:ARG:NH1	33:CF:126:ARG:CG	2.74	0.46
34:CG:8:VAL:HG21	34:CG:115:ARG:CZ	2.45	0.46
35:CH:145:LYS:HA	38:CK:107:LEU:HD21	1.97	0.46

Continued on next page...

Continued from previous page...

Atom-1	Atom-2	Interatomic distance (Å)	Clash overlap (Å)
38:CK:104:ARG:O	38:CK:107:LEU:HB2	2.15	0.46
38:CK:118:VAL:O	38:CK:119:LEU:HD23	2.16	0.46
31:CA:265:G:H5'	47:CT:64:PRO:O	2.15	0.46
48:CU:38:GLU:OE1	48:CU:41:LYS:HE2	2.15	0.46
31:DA:1006:C:H2'	31:DA:1007:C:C6	2.51	0.46
31:DA:1311:G:C2	31:DA:1327:C:N3	2.83	0.46
15:BR:118:ARG:NH2	31:DA:1446:A:C6	2.83	0.46
31:DA:176:C:O2'	31:DA:177:C:H5'	2.14	0.46
31:DA:324:G:N2	31:DA:327:A:C8	2.83	0.46
31:DA:428:G:C5	31:DA:430:A:C6	3.04	0.46
31:DA:76:G:C6	31:DA:77:C:C4	3.03	0.46
31:DA:955:U:O2'	49:DV:83:HIS:CD2	2.68	0.46
31:DA:984:C:H2'	31:DA:985:C:H6	1.80	0.46
32:DE:19:HIS:HD2	32:DE:205:ASP:OD1	1.98	0.46
33:DF:15:THR:HG21	33:DF:181:ASN:HA	1.97	0.46
39:DL:4:TYR:CE2	39:DL:88:TYR:CB	2.98	0.46
40:DM:75:ILE:HD12	40:DM:76:ASN:CG	2.35	0.46
44:DQ:43:CYS:O	44:DQ:46:GLU:N	2.48	0.46
45:DR:32:LEU:O	45:DR:36:ILE:HG13	2.15	0.46
49:DV:31:ILE:CG2	49:DV:50:ALA:H	2.28	0.46
17:A2:4:ILE:HG22	17:A2:39:LEU:HD23	1.96	0.46
1:AA:102:G:OP1	24:AW:7:ARG:NH2	2.48	0.46
1:AA:1083:U:H3'	1:AA:1084:A:H5''	1.97	0.46
1:AA:1022:G:N2	1:AA:1142(A):A:H2	2.06	0.46
1:AA:1152:C:C2'	1:AA:1153:C:H5'	2.45	0.46
1:AA:1519:G:C6	1:AA:1520:U:C4	3.04	0.46
1:AA:1561:G:H2'	1:AA:1562:A:H8	1.80	0.46
1:AA:185:U:H4'	1:AA:218:A:H4'	1.97	0.46
1:AA:2660:A:C2	1:AA:2661:G:H1'	2.50	0.46
1:AA:271(C):U:C2'	1:AA:271:G:OP1	2.63	0.46
1:AA:2875:C:O2'	15:AR:5:ALA:CB	2.62	0.46
1:AA:449:A:OP1	5:AF:85:GLY:HA2	2.16	0.46
1:AA:511:U:H2'	1:AA:512:G:H5'	1.98	0.46
1:AA:514:A:H1'	1:AA:581:C:O2'	2.15	0.46
1:AA:597:U:H2'	1:AA:598:G:C8	2.51	0.46
1:AA:654(L):G:H2'	1:AA:654(M):C:O4'	2.15	0.46
1:AA:78:A:H2'	1:AA:79:G:C8	2.50	0.46
2:AB:30:C:H2'	2:AB:31:C:H5'	1.97	0.46
3:AD:158:ALA:HB3	3:AD:161:THR:CG2	2.45	0.46
4:AE:61:ARG:C	4:AE:63:LEU:H	2.19	0.46
6:AG:16:ARG:HH11	6:AG:16:ARG:CG	2.28	0.46

Continued on next page...

Continued from previous page...

Atom-1	Atom-2	Interatomic distance (Å)	Clash overlap (Å)
7:AH:46:GLU:OE2	7:AH:51:ARG:HD2	2.15	0.46
8:AK:129:THR:HA	8:AK:137:PRO:HA	1.98	0.46
9:AM:21:LYS:O	9:AM:22:THR:O	2.34	0.46
11:AO:1:MET:HE2	11:AO:5:ASP:HB3	1.97	0.46
11:AO:54:GLY:O	11:AO:56:SER:N	2.48	0.46
15:AR:50:ILE:HD12	15:AR:99:LEU:O	2.15	0.46
1:AA:518:G:C4'	18:AS:18:ARG:NH1	2.73	0.46
19:AT:47:PHE:O	19:AT:49:VAL:HG23	2.15	0.46
20:AU:101:LYS:HE2	20:AU:101:LYS:HB3	1.59	0.46
21:AV:98:MET:CE	21:AV:100:VAL:HG22	2.44	0.46
17:B2:20:LEU:O	17:B2:94:LEU:N	2.44	0.46
17:B2:80:GLN:CA	17:B2:80:GLN:NE2	2.63	0.46
1:BA:1093:G:H2'	1:BA:1094:U:H5'	1.97	0.46
1:BA:1003:G:N2	1:BA:1153:C:C2	2.83	0.46
1:BA:1239:G:H2'	1:BA:1240:U:O4'	2.15	0.46
1:BA:1728:G:H5''	1:BA:1728:G:N3	2.29	0.46
1:BA:2094:G:C2'	1:BA:2095:C:H5'	2.45	0.46
1:BA:2516:G:C6	1:BA:2517:C:N4	2.83	0.46
1:BA:363(B):G:O2'	1:BA:363(C):G:H5'	2.16	0.46
1:BA:839:U:H2'	1:BA:840:C:C6	2.51	0.46
1:BA:7:G:O2'	1:BA:8:A:H5'	2.14	0.46
2:BB:88:C:H3'	2:BB:89:G:C8	2.50	0.46
1:BA:2633:G:H1'	4:BE:62:PRO:HG2	1.97	0.46
5:BF:136:THR:HG23	5:BF:166:ALA:O	2.15	0.46
6:BG:165:THR:OG1	6:BG:168:GLU:HG3	2.15	0.46
11:BO:50:ARG:NH2	11:BO:50:ARG:HB2	2.30	0.46
12:BP:87:LYS:HG3	12:BP:88:GLY:N	2.27	0.46
15:BR:107:ASP:OD2	15:BR:109:GLU:HB2	2.15	0.46
31:CA:118:U:H3'	31:CA:288:A:H61	1.80	0.46
31:CA:1275:A:C6	31:CA:1276:G:C5	3.03	0.46
31:CA:1502:A:H2	31:CA:1505:G:H1	1.63	0.46
31:CA:453:A:C6	31:CA:454:C:C4	3.03	0.46
31:CA:557:G:N1	31:CA:558:G:C2	2.84	0.46
31:CA:585:G:O2'	31:CA:879:C:H5''	2.16	0.46
31:CA:95:G:C6	31:CA:96:G:C6	3.04	0.46
32:CE:84:GLU:OE1	32:CE:216:SER:HA	2.14	0.46
34:CG:138:TYR:C	34:CG:138:TYR:CD2	2.88	0.46
37:CJ:92:SER:O	37:CJ:96:GLN:HG3	2.15	0.46
38:CK:102:ARG:CZ	38:CK:102:ARG:HB3	2.44	0.46
45:CR:27:VAL:O	45:CR:31:LEU:HB2	2.15	0.46
45:CR:56:LEU:HD12	45:CR:60:VAL:HG23	1.97	0.46

Continued on next page...

Continued from previous page...

Atom-1	Atom-2	Interatomic distance (Å)	Clash overlap (Å)
45:CR:56:LEU:O	45:CR:60:VAL:HG23	2.16	0.46
31:CA:375:U:OP1	46:CS:69:THR:HG21	2.15	0.46
47:CT:68:ARG:O	47:CT:68:ARG:HG3	2.15	0.46
31:CA:192:U:H1'	50:CW:103:GLY:O	2.16	0.46
31:DA:1083:U:C5	31:DA:1084:G:C5	3.04	0.46
31:DA:1177:G:H5''	31:DA:1178:G:P	2.55	0.46
31:DA:1222:G:H2'	31:DA:1223:C:O4'	2.15	0.46
31:DA:151:A:C2	31:DA:152:A:H1'	2.50	0.46
31:DA:555:C:H2'	31:DA:556:C:C6	2.50	0.46
31:DA:754:C:O5'	45:DR:72:ARG:NH2	2.48	0.46
31:DA:828:A:H5''	31:DA:859:A:C2	2.51	0.46
31:DA:87:A:C2	31:DA:88:C:C5	3.02	0.46
31:DA:963:G:C2	40:DM:55:LYS:NZ	2.74	0.46
1:BA:2602:A:OP1	53:DC:76:C:OP1	2.33	0.46
32:DE:189:ASP:N	32:DE:189:ASP:OD1	2.47	0.46
32:DE:5:ILE:O	32:DE:5:ILE:CG2	2.63	0.46
34:DG:14:ARG:HH11	34:DG:14:ARG:HG3	1.80	0.46
34:DG:9:CYS:SG	34:DG:31:CYS:O	2.74	0.46
36:DI:96:PRO:HB3	48:DU:30:ASP:OD1	2.14	0.46
37:DJ:43:PHE:O	37:DJ:47:CYS:N	2.45	0.46
31:DA:1329:A:OP1	43:DP:25:ILE:O	2.32	0.46
43:DP:73:GLU:O	43:DP:77:ASN:HB2	2.16	0.46
46:DS:34:GLU:OE2	46:DS:55:ARG:NH1	2.48	0.46
47:DT:10:VAL:HA	47:DT:20:THR:O	2.16	0.46
17:A2:35:LEU:C	17:A2:37:VAL:H	2.18	0.46
1:AA:1336:A:H2'	1:AA:1337:G:H8	1.79	0.46
1:AA:1558:A:H1'	1:AA:1559:G:OP2	2.16	0.46
1:AA:2120:G:C2	1:AA:2121:G:C5	3.04	0.46
1:AA:232:G:H4'	1:AA:233:A:OP1	2.16	0.46
1:AA:2599:G:O2'	1:AA:2600:A:H5'	2.15	0.46
1:AA:2665:A:H2'	1:AA:2666:C:O5'	2.16	0.46
1:AA:2681:C:O2'	1:AA:2682:U:P	2.74	0.46
1:AA:2627:G:N2	1:AA:2777:G:OP2	2.47	0.46
1:AA:495:G:C6	1:AA:496:G:C5	3.03	0.46
1:AA:548:A:H2'	1:AA:549:G:C5'	2.45	0.46
1:AA:651:G:OP1	30:A8:19:SER:OG	2.26	0.46
1:AA:988:A:O5'	1:AA:988:A:H8	1.98	0.46
2:AB:73:A:C3'	2:AB:74:U:H5'	2.45	0.46
2:AB:7:G:H2'	2:AB:8:U:O4'	2.15	0.46
5:AF:197:ASP:O	5:AF:198:ALA:CB	2.63	0.46
1:AA:673:C:H5''	5:AF:81:PRO:HD2	1.97	0.46

Continued on next page...

Continued from previous page...

Atom-1	Atom-2	Interatomic distance (Å)	Clash overlap (Å)
6:AG:23:PHE:HB2	6:AG:25:TYR:CE2	2.51	0.46
7:AH:153:LYS:N	7:AH:153:LYS:CD	2.75	0.46
8:AK:140:LEU:HD23	8:AK:140:LEU:O	2.16	0.46
1:AA:943:U:OP2	11:AO:36:LYS:CE	2.64	0.46
11:AO:2:LYS:HG2	11:AO:3:LEU:N	2.30	0.46
21:AV:53:ILE:HA	21:AV:71:VAL:HG13	1.97	0.46
26:B4:13:ARG:O	26:B4:29:PRO:O	2.33	0.46
1:BA:1527:G:O5'	1:BA:1528:A:OP1	2.34	0.46
1:BA:1538:G:C4	1:BA:1539:G:C8	3.03	0.46
1:BA:1620:G:O4'	29:B7:1:MET:N	2.48	0.46
1:BA:1638:C:O2	1:BA:2698:U:O2'	2.33	0.46
1:BA:2199:A:H3'	1:BA:2205:C:C6	2.50	0.46
1:BA:2431:U:O2'	1:BA:2433:A:N7	2.43	0.46
1:BA:2784:C:H6	1:BA:2784:C:O5'	1.98	0.46
1:BA:2892:A:N6	1:BA:2893:G:C2	2.84	0.46
1:BA:307:G:H22	1:BA:310:A:P	2.38	0.46
1:BA:470:A:OP1	5:BF:59:TYR:HE2	1.98	0.46
1:BA:844:C:N4	1:BA:845:G:N1	2.62	0.46
1:BA:1501:C:O4'	3:BD:100:GLY:HA2	2.16	0.46
3:BD:35:LYS:HG2	3:BD:64:ILE:HG12	1.97	0.46
5:BF:22:ALA:O	5:BF:24:LEU:O	2.33	0.46
7:BH:153:LYS:O	7:BH:161:GLY:CA	2.63	0.46
10:BN:97:ARG:NH2	10:BN:99:PHE:HE1	2.13	0.46
11:BO:6:LEU:HB3	11:BO:7:ARG:H	1.61	0.46
12:BP:54:MET:HE1	12:BP:64:ILE:CG2	2.45	0.46
21:BV:158:PRO:CB	21:BV:159:PRO:HD2	2.46	0.46
21:BV:124:ILE:HD11	21:BV:165:VAL:HG11	1.97	0.46
21:BV:115:GLY:H	21:BV:177:PRO:CD	2.29	0.46
31:CA:1002:G:C2'	31:CA:1003:G:H8	2.27	0.46
31:CA:545:C:OP1	34:CG:61:LYS:NZ	2.48	0.46
52:CB:59:U:O2'	52:CB:70:G:C4'	2.63	0.46
41:CN:21:ILE:HD13	41:CN:94:ALA:CB	2.46	0.46
42:CO:50:ARG:HH12	42:CO:89:ASP:HB3	1.79	0.46
43:CP:81:LEU:O	43:CP:89:GLY:HA3	2.15	0.46
31:DA:1243:C:O2	31:DA:1295:G:N2	2.48	0.46
31:DA:1489:G:H2'	31:DA:1490:C:O4'	2.16	0.46
31:DA:509:A:H2'	31:DA:510:A:C8	2.50	0.46
31:DA:777:A:C2	41:DN:119:CYS:HB3	2.51	0.46
31:DA:818:G:HO2'	31:DA:820:U:H6	1.63	0.46
31:DA:830:G:N2	31:DA:857:C:C2	2.83	0.46
31:DA:84:U:O2	31:DA:84:U:C2'	2.59	0.46

Continued on next page...

Continued from previous page...

Atom-1	Atom-2	Interatomic distance (Å)	Clash overlap (Å)
53:DD:60:A:C2'	53:DD:61:U:H5'	2.46	0.46
53:DD:69:C:H2'	53:DD:70:C:O4'	2.16	0.46
32:DE:22:LYS:HD3	32:DE:22:LYS:HA	1.78	0.46
32:DE:237:ALA:H	32:DE:239:VAL:HB	1.80	0.46
33:DF:181:ASN:HB3	33:DF:205:GLY:O	2.15	0.46
33:DF:63:ASN:HD22	33:DF:64:VAL:H	1.64	0.46
33:DF:66:VAL:O	33:DF:66:VAL:HG12	2.15	0.46
39:DL:122:ALA:HB1	39:DL:123:PRO:HD2	1.98	0.46
40:DM:29:ARG:C	40:DM:31:GLY:N	2.68	0.46
40:DM:8:LEU:HG	40:DM:96:ILE:CG2	2.46	0.46
16:A1:66:ASN:CB	16:A1:76:TYR:HB2	2.45	0.46
16:A1:61:TRP:CD2	16:A1:94:ASN:HA	2.51	0.46
1:AA:1400:G:H2'	1:AA:1401:G:C8	2.50	0.46
1:AA:1488:G:C6	1:AA:1489:U:N3	2.83	0.46
1:AA:1581:G:C5	1:AA:1582:C:C4	3.04	0.46
1:AA:1666:G:O2'	1:AA:1667:G:H5'	2.16	0.46
1:AA:1869:G:C5'	1:AA:1869:G:H8	2.19	0.46
1:AA:2098:U:N3	1:AA:2099:U:C5	2.83	0.46
1:AA:218:A:H2'	1:AA:219:G:O4'	2.16	0.46
1:AA:2334:G:N3	14:AQ:12:PHE:CD2	2.84	0.46
1:AA:2390:U:O2'	1:AA:2391:G:H5'	2.16	0.46
1:AA:2693:A:H2'	1:AA:2694:G:C8	2.45	0.46
1:AA:676:A:H8	1:AA:2069:G:N2	2.03	0.46
1:AA:738:G:C6	1:AA:739:G:C2	3.03	0.46
1:AA:747:U:O2	1:AA:2014:A:H1'	2.16	0.46
1:AA:74:A:H8	1:AA:74:A:C5'	2.28	0.46
1:AA:950:G:C5	1:AA:951:C:C4	3.04	0.46
5:AF:149:ASP:OD2	5:AF:151:SER:HB3	2.15	0.46
7:AH:102:ALA:CB	7:AH:116:GLU:HB2	2.45	0.46
7:AH:149:ARG:HA	7:AH:162:ILE:HG21	1.96	0.46
18:AS:29:LEU:HD11	18:AS:55:ALA:HB2	1.98	0.46
21:AV:105:VAL:CG1	21:AV:140:ASP:HB3	2.44	0.46
13:B0:28:LEU:HD23	13:B0:28:LEU:HA	1.79	0.46
22:B3:60:PHE:N	22:B3:60:PHE:CD2	2.83	0.46
28:B6:9:LEU:N	28:B6:27:LYS:HA	2.30	0.46
28:B6:28:ARG:CG	28:B6:31:PRO:HD2	2.45	0.46
1:BA:1157:G:O2'	1:BA:1158:C:H5'	2.15	0.46
1:BA:1288:U:H4'	1:BA:1289:C:OP2	2.16	0.46
1:BA:1472:A:O2'	1:BA:1473:G:H5'	2.14	0.46
1:BA:1487:G:H1	1:BA:1502:C:N4	2.14	0.46
1:BA:1498:C:O4'	1:BA:1577:C:H4'	2.15	0.46

Continued on next page...

Continued from previous page...

Atom-1	Atom-2	Interatomic distance (Å)	Clash overlap (Å)
1:BA:1593:G:H2'	1:BA:1594:G:C8	2.51	0.46
1:BA:1342:A:C6	1:BA:1602:U:N3	2.75	0.46
1:BA:1655:A:O2'	4:BE:115:GLY:HA2	2.16	0.46
1:BA:1668:A:N7	1:BA:1674:G:C6	2.83	0.46
1:BA:1686:C:H2'	1:BA:1687:G:H5'	1.97	0.46
1:BA:1973:G:O2'	1:BA:1974:C:H5'	2.15	0.46
1:BA:2142:C:H2'	1:BA:2143:C:C6	2.50	0.46
1:BA:945:A:C8	1:BA:2448:A:C2	3.03	0.46
1:BA:2556:C:H2'	1:BA:2557:G:O4'	2.15	0.46
1:BA:2074:U:H4'	1:BA:2598:A:O4'	2.16	0.46
1:BA:2724:C:OP1	4:BE:118:LYS:HE3	2.15	0.46
1:BA:2748:A:C2	1:BA:2749:A:C4	3.04	0.46
1:BA:681:G:H2'	1:BA:682:G:O4'	2.16	0.46
1:BA:729:G:C5	3:BD:208:LYS:HB2	2.50	0.46
1:BA:876:C:N4	1:BA:877:U:O4	2.48	0.46
2:BB:65:C:C4	2:BB:108:C:C6	3.03	0.46
2:BB:73:A:H3'	2:BB:74:U:H6	1.80	0.46
5:BF:161:GLU:HB3	5:BF:162:LEU:HD12	1.96	0.46
14:BQ:51:ALA:CB	14:BQ:73:LEU:HD23	2.45	0.46
1:BA:1364:G:C8	23:BZ:2:SER:HA	2.51	0.46
31:CA:1239:A:N6	31:CA:1299:A:H62	2.08	0.46
31:CA:1321:C:H3'	31:CA:1322:C:C5'	2.30	0.46
31:CA:1346:A:O3'	31:CA:1347:G:H4'	2.15	0.46
31:CA:1410:G:O2'	31:CA:1411:C:H5'	2.16	0.46
31:CA:690:G:H22	41:CN:55:LYS:HZ2	1.63	0.46
31:CA:778:G:H1'	41:CN:119:CYS:HB3	1.98	0.46
53:CC:56:U:O2	53:CC:58:A:C8	2.68	0.46
32:CE:59:GLU:HB2	32:CE:221:LEU:HD11	1.97	0.46
34:CG:133:VAL:HG11	34:CG:138:TYR:CD1	2.47	0.46
34:CG:31:CYS:C	34:CG:33:MET:H	2.18	0.46
35:CH:69:VAL:HG12	35:CH:71:LEU:CD2	2.46	0.46
37:CJ:49:ILE:H	37:CJ:49:ILE:HG12	1.47	0.46
39:CL:86:VAL:HG21	39:CL:102:LEU:HD11	1.98	0.46
42:CO:50:ARG:HB3	42:CO:90:LEU:HD11	1.96	0.46
43:CP:8:GLU:O	43:CP:10:PRO:HD3	2.15	0.46
31:CA:129:U:H5'	47:CT:3:LYS:NZ	2.31	0.46
49:CV:40:ILE:HD11	49:CV:62:ILE:CG2	2.45	0.46
31:DA:1092:A:C2	31:DA:1183:A:C2	3.04	0.46
31:DA:1127:G:H1'	31:DA:1147:C:N4	2.30	0.46
31:DA:1288:A:O2'	31:DA:1289:A:H5'	2.16	0.46
31:DA:1392:G:H21	31:DA:1502:A:H8	1.63	0.46

Continued on next page...

Continued from previous page...

Atom-1	Atom-2	Interatomic distance (Å)	Clash overlap (Å)
31:DA:1434:A:H61	31:DA:1467:G:H1'	1.79	0.46
31:DA:198:G:OP2	31:DA:198:G:C8	2.67	0.46
31:DA:757:U:O2'	31:DA:879:C:H1'	2.16	0.46
31:DA:91:C:H5'	31:DA:92:G:OP2	2.15	0.46
34:DG:162:LEU:HA	34:DG:162:LEU:HD23	1.84	0.46
35:DH:39:GLY:HA2	35:DH:113:ALA:O	2.16	0.46
37:DJ:131:LYS:HB2	37:DJ:131:LYS:NZ	2.31	0.46
37:DJ:43:PHE:O	37:DJ:47:CYS:HB2	2.14	0.46
38:DK:120:THR:H	38:DK:123:GLU:HG3	1.79	0.46
38:DK:33:GLU:OE1	38:DK:50:ARG:HD2	2.16	0.46
13:A0:44:LEU:HD22	13:A0:44:LEU:O	2.15	0.46
27:A5:40:LYS:HG2	27:A5:47:PRO:CD	2.38	0.46
1:AA:1688:U:H2'	1:AA:1698:A:N6	2.31	0.46
1:AA:1885:A:H2'	1:AA:1886:C:O4'	2.15	0.46
1:AA:2311:A:C4	6:AG:80:PHE:HE1	2.16	0.46
1:AA:232:G:OP2	1:AA:232:G:C8	2.57	0.46
1:AA:2431:U:O2	1:AA:2433:A:C8	2.68	0.46
1:AA:2591:C:OP1	3:AD:239:ARG:NH2	2.49	0.46
1:AA:654(I):C:H5'	1:AA:654(J):A:OP2	2.16	0.46
6:AG:114:ILE:CD1	6:AG:140:ILE:HG21	2.41	0.46
1:AA:1005:C:O2'	9:AM:28:THR:CG2	2.64	0.46
19:AT:63:LYS:HB3	19:AT:63:LYS:HE2	1.75	0.46
19:AT:87:GLN:HE21	19:AT:87:GLN:HB2	1.48	0.46
21:AV:19:ARG:NH1	21:AV:84:GLU:HB2	2.30	0.46
1:BA:1278:A:O2'	13:B0:34:ILE:HD11	2.16	0.46
16:B1:8:VAL:HG12	16:B1:11:ARG:HH21	1.80	0.46
17:B2:76:LYS:CG	17:B2:80:GLN:HG2	2.43	0.46
27:B5:52:TYR:O	27:B5:53:ALA:HB3	2.15	0.46
28:B6:34:LEU:O	28:B6:35:GLU:HB2	2.14	0.46
1:BA:1050:A:H2'	1:BA:1051:G:O4'	2.16	0.46
1:BA:1071:G:C4	1:BA:1089:G:H2'	2.51	0.46
1:BA:1105:U:O2'	1:BA:1106:G:H5'	2.16	0.46
1:BA:1182:A:H2'	1:BA:1183:G:C8	2.51	0.46
1:BA:1356:G:C5	1:BA:1357:U:C5	3.03	0.46
1:BA:2056:G:N2	27:B5:5:PRO:O	2.48	0.46
1:BA:2063:C:H2'	1:BA:2064:C:H5'	1.97	0.46
1:BA:2156:G:N1	1:BA:2157:G:N2	2.64	0.46
1:BA:2542:A:H5'	1:BA:2543:G:OP1	2.15	0.46
1:BA:2785:C:O2'	4:BE:64:LYS:NZ	2.48	0.46
1:BA:372:G:O2'	1:BA:373:U:OP2	2.32	0.46
1:BA:534:U:OP1	16:B1:24:TYR:OH	2.27	0.46

Continued on next page...

Continued from previous page...

Atom-1	Atom-2	Interatomic distance (Å)	Clash overlap (Å)
6:BG:117:PHE:C	6:BG:117:PHE:CD1	2.88	0.46
6:BG:16:ARG:N	6:BG:17:PRO:HD2	2.30	0.46
7:BH:20:ALA:HB1	7:BH:21:PRO:HD2	1.98	0.46
7:BH:20:ALA:O	7:BH:22:GLY:N	2.48	0.46
9:BM:18:ALA:HA	9:BM:21:LYS:HD2	1.97	0.46
10:BN:35:VAL:HG21	10:BN:69:ILE:CD1	2.46	0.46
11:BO:19:VAL:HG22	11:BO:27:HIS:HB3	1.88	0.46
18:BS:19:LEU:HB3	27:B5:25:LEU:HD12	1.97	0.46
21:BV:10:ARG:HH21	21:BV:26:GLY:H	1.63	0.46
21:BV:141:VAL:HG21	21:BV:150:LEU:HG	1.97	0.46
31:CA:1004:A:C1'	31:CA:1036:G:O6	2.64	0.46
31:CA:1054:C:O2'	31:CA:1055:A:C5'	2.64	0.46
31:CA:1130:A:O5'	31:CA:1131:G:P	2.74	0.46
31:CA:1156:G:C2'	31:CA:1157:A:H5''	2.45	0.46
31:CA:1256:A:C2	31:CA:1277:C:C5	3.04	0.46
31:CA:292:G:N7	31:CA:293:G:H1'	2.31	0.46
8:BK:91:SER:OG	31:CA:368:U:P	2.74	0.46
31:CA:451:A:N6	31:CA:480:U:H2'	2.30	0.46
31:CA:686:U:C2'	31:CA:687:A:O5'	2.63	0.46
31:CA:90:C:C5	31:CA:91:C:H5	2.33	0.46
32:CE:210:SER:O	32:CE:214:ILE:HG12	2.16	0.46
34:CG:155:LEU:O	34:CG:157:LEU:N	2.48	0.46
36:CI:47:ARG:HD2	36:CI:47:ARG:HA	1.85	0.46
37:CJ:155:ARG:HD3	37:CJ:155:ARG:O	2.16	0.46
38:CK:4:ASP:OD2	38:CK:7:ALA:N	2.37	0.46
39:CL:25:LYS:HE3	39:CL:25:LYS:HB2	1.71	0.46
39:CL:42:ARG:HB2	39:CL:42:ARG:HE	1.61	0.46
50:CW:100:ILE:CG1	50:CW:101:GLY:H	2.29	0.46
31:DA:1051:C:H2'	31:DA:1052:U:C6	2.51	0.46
31:DA:1521:G:H2'	31:DA:1522:U:H6	1.81	0.46
31:DA:862:C:O4'	31:DA:874:G:H4'	2.16	0.46
31:DA:92:G:C2	31:DA:93:U:C2	3.03	0.46
31:DA:941:G:H2'	31:DA:942:G:O5'	2.15	0.46
52:DB:37:G:C4	52:DB:38:G:C8	3.04	0.46
31:DA:963:G:N2	40:DM:55:LYS:HZ3	2.13	0.46
43:DP:102:ARG:HH11	43:DP:105:THR:HG23	1.79	0.46
43:DP:106:ASN:O	43:DP:107:ALA:HB3	2.16	0.46
43:DP:34:LEU:O	43:DP:38:GLY:HA2	2.16	0.46
44:DQ:29:ARG:HH21	44:DQ:42:ILE:HG12	1.80	0.46
16:A1:60:LEU:HD11	16:A1:64:ARG:HD2	1.97	0.46
17:A2:8:GLY:O	17:A2:10:LYS:HE3	2.15	0.46

Continued on next page...

Continued from previous page...

Atom-1	Atom-2	Interatomic distance (Å)	Clash overlap (Å)
2:AB:12:C:C2	22:A3:74:ARG:NH1	2.78	0.46
1:AA:1063:G:N2	1:AA:1076:C:H1'	2.29	0.46
1:AA:1263:U:O3'	27:A5:11:THR:HG23	2.16	0.46
1:AA:1329:U:H5''	1:AA:1330:C:C5	2.41	0.46
1:AA:1408:C:O2'	1:AA:1409:C:H5'	2.15	0.46
1:AA:1578:U:C2'	1:AA:1578:U:O2	2.64	0.46
1:AA:1677:A:H2'	1:AA:1678:G:C8	2.51	0.46
1:AA:2117:A:H62	1:AA:2172:U:H3	1.58	0.46
1:AA:2830:G:N3	1:AA:2883:A:H2	2.13	0.46
1:AA:483:A:O4'	20:AU:47:LYS:HB3	2.16	0.46
1:AA:515:A:H2'	1:AA:516:C:H5'	1.98	0.46
1:AA:638:G:H2'	1:AA:639:U:C6	2.51	0.46
1:AA:699:A:H2'	1:AA:700:G:O4'	2.16	0.46
1:AA:58:G:N2	1:AA:70:G:C4	2.84	0.46
1:AA:881:G:C5'	1:AA:882:G:O5'	2.64	0.46
4:AE:108:SER:O	4:AE:162:ALA:HA	2.15	0.46
5:AF:9:ILE:HD13	5:AF:9:ILE:O	2.16	0.46
7:AH:7:LEU:HD12	7:AH:7:LEU:H	1.81	0.46
9:AM:60:ILE:CD1	9:AM:60:ILE:H	2.16	0.46
11:AO:15:ARG:NH1	11:AO:15:ARG:CB	2.75	0.46
11:AO:18:ARG:NH2	11:AO:21:ARG:HD3	2.31	0.46
14:AQ:85:VAL:HG23	14:AQ:112:PHE:HE1	1.80	0.46
14:AQ:93:LYS:HG2	14:AQ:94:TYR:N	2.30	0.46
18:AS:86:LEU:HD12	18:AS:87:PRO:CD	2.46	0.46
25:AX:11:SER:OG	25:AX:13:ILE:HG12	2.16	0.46
23:AZ:87:PRO:O	23:AZ:88:LYS:C	2.53	0.46
13:B0:57:ARG:HB3	13:B0:59:ASP:OD2	2.16	0.46
17:B2:43:GLU:HA	17:B2:43:GLU:OE2	2.14	0.46
22:B3:23:VAL:HG13	22:B3:38:VAL:HG22	1.98	0.46
28:B6:10:LEU:HD12	28:B6:10:LEU:N	2.28	0.46
1:BA:1047:G:N2	1:BA:1111:A:N6	2.64	0.46
1:BA:110:G:C2	1:BA:111:A:C8	3.03	0.46
1:BA:1110:G:H4'	7:BH:3:ARG:HH12	1.80	0.46
1:BA:1111:A:H4'	7:BH:3:ARG:CD	2.35	0.46
1:BA:1476:C:C2'	1:BA:1477:A:H5'	2.45	0.46
1:BA:1507:A:H2'	1:BA:1508:A:O4'	2.16	0.46
1:BA:1589:C:H2'	1:BA:1590:U:C6	2.51	0.46
1:BA:1665:A:C2'	1:BA:1666:G:H5'	2.46	0.46
1:BA:2392:A:P	30:B8:32:LEU:HD11	2.55	0.46
1:BA:273(C):C:H5'	1:BA:273(D):C:OP2	2.15	0.46
1:BA:2838:G:C4	1:BA:2839:G:C8	3.04	0.46

Continued on next page...

Continued from previous page...

Atom-1	Atom-2	Interatomic distance (Å)	Clash overlap (Å)
1:BA:2898:U:H2'	1:BA:2899:G:C8	2.50	0.46
1:BA:88:G:O2'	1:BA:89:G:H5'	2.15	0.46
3:BD:158:ALA:HB3	3:BD:161:THR:CG2	2.46	0.46
4:BE:45:THR:O	4:BE:45:THR:HG22	2.15	0.46
4:BE:4:ILE:HG13	4:BE:28:ALA:HB1	1.97	0.46
5:BF:110:LEU:HD13	5:BF:205:ARG:HG2	1.97	0.46
6:BG:7:LEU:HD22	6:BG:100:TRP:CE3	2.51	0.46
7:BH:107:VAL:HG12	7:BH:107:VAL:O	2.15	0.46
11:BO:30:THR:O	11:BO:31:ALA:HB3	2.15	0.46
14:BQ:106:ARG:O	14:BQ:107:GLU:HB2	2.15	0.46
14:BQ:18:ILE:O	14:BQ:21:THR:HG22	2.15	0.46
14:BQ:93:LYS:HB2	14:BQ:93:LYS:HE3	1.68	0.46
1:BA:1754:C:OP2	15:BR:113:LYS:HE3	2.16	0.46
21:BV:175:VAL:HG22	21:BV:176:PRO:CD	2.16	0.46
24:BW:15:LYS:HD3	24:BW:67:LYS:CE	2.45	0.46
31:CA:1164:G:C6	31:CA:1165:C:C4	3.03	0.46
31:CA:1177:G:O6	31:CA:1182:G:O6	2.33	0.46
31:CA:1279:A:H5''	31:CA:1280:A:OP2	2.16	0.46
31:CA:1358:U:H2'	31:CA:1359:C:O4'	2.15	0.46
31:CA:402:G:C6	31:CA:403:C:C4	3.03	0.46
31:CA:403:C:O2'	31:CA:404:U:H5'	2.16	0.46
31:CA:453:A:C5	31:CA:454:C:C5	3.03	0.46
31:CA:442:C:H42	31:CA:492:G:H1	1.63	0.46
31:CA:766:A:C8	31:CA:814:A:N6	2.83	0.46
53:CD:19:G:H5'	53:CD:20:G:P	2.55	0.46
32:CE:111:ARG:HH11	32:CE:111:ARG:HA	1.80	0.46
32:CE:31:TYR:HE1	32:CE:194:PRO:HB3	1.81	0.46
33:CF:58:GLU:HB2	33:CF:65:ALA:HB2	1.97	0.46
34:CG:108:LEU:HD23	34:CG:110:PHE:HE1	1.81	0.46
34:CG:173:TRP:NE1	34:CG:174:LEU:HG	2.30	0.46
34:CG:20:TYR:CE1	36:DI:15:ASP:HB2	2.51	0.46
35:CH:29:GLY:HA2	35:CH:46:GLY:O	2.16	0.46
36:CI:11:ASN:OD1	36:CI:12:PRO:HD2	2.15	0.46
45:CR:38:ARG:NH1	45:CR:38:ARG:CG	2.77	0.46
31:DA:1173:G:H2'	31:DA:1174:G:O4'	2.16	0.46
31:DA:1521:G:H2'	31:DA:1522:U:C6	2.51	0.46
31:DA:197:A:H1'	31:DA:198:G:O4'	2.15	0.46
31:DA:390:C:O2'	46:DS:28:ARG:NH1	2.48	0.46
31:DA:631:G:C3'	31:DA:632:A:H8	2.29	0.46
31:DA:978:A:C5'	31:DA:979:C:OP2	2.64	0.46
32:DE:223:ILE:O	32:DE:226:ARG:N	2.46	0.46

Continued on next page...

Continued from previous page...

Atom-1	Atom-2	Interatomic distance (Å)	Clash overlap (Å)
33:DF:92:ALA:HA	33:DF:95:THR:O	2.16	0.46
34:DG:65:ARG:HD2	34:DG:72:GLU:HA	1.98	0.46
34:DG:91:SER:OG	34:DG:191:ARG:HG3	2.16	0.46
35:DH:107:ARG:HG2	35:DH:108:ALA:N	2.30	0.46
31:DA:1347:G:C6	39:DL:107:ARG:NH2	2.84	0.46
31:DA:973:G:C1'	40:DM:55:LYS:HE2	2.46	0.46
40:DM:49:VAL:O	40:DM:60:ARG:HB2	2.15	0.46
40:DM:47:PHE:CZ	44:DQ:37:PHE:CE2	3.04	0.46
13:A0:17:ARG:O	13:A0:20:LEU:HB3	2.16	0.46
17:A2:29:PRO:O	17:A2:61:VAL:O	2.34	0.46
1:AA:1756:G:H4'	1:AA:1758:G:O4'	2.16	0.46
1:AA:2139:C:C2'	1:AA:2140:C:H5'	2.45	0.46
1:AA:2168:G:N2	1:AA:2170:A:P	2.88	0.46
1:AA:2209:C:C2	1:AA:2216:G:C2	3.03	0.46
1:AA:234:C:C2	1:AA:235:U:C6	3.03	0.46
1:AA:414:C:H2'	1:AA:415:A:H8	1.80	0.46
1:AA:989:G:N7	25:AX:13:ILE:CD1	2.79	0.46
1:AA:996:A:H4'	16:A1:92:ARG:NE	2.31	0.46
3:AD:137:PRO:HG2	3:AD:140:THR:HG21	1.98	0.46
5:AF:29:ASN:N	5:AF:112:MET:CE	2.59	0.46
5:AF:142:TRP:CE3	5:AF:143:ALA:HA	2.51	0.46
5:AF:52:LYS:HA	5:AF:56:GLU:OE1	2.15	0.46
6:AG:5:VAL:HG11	6:AG:100:TRP:HB3	1.97	0.46
1:AA:2311:A:C2	6:AG:80:PHE:CE1	3.04	0.46
12:AP:30:GLY:HA2	12:AP:107:ALA:HB2	1.98	0.46
18:AS:1:MET:HG3	18:AS:64:MET:CE	2.46	0.46
20:AU:49:VAL:CG1	20:AU:50:ARG:H	2.26	0.46
26:B4:16:CYS:C	26:B4:18:CYS:H	2.19	0.46
1:BA:686:G:N7	29:B7:5:TRP:CH2	2.84	0.46
1:BA:1062:G:H2'	1:BA:1063:G:H8	1.81	0.46
1:BA:1278:A:OP1	13:B0:36:THR:HG22	2.16	0.46
1:BA:2211:G:H4'	1:BA:2212:A:OP2	2.16	0.46
1:BA:2310:A:H5'	1:BA:2311:A:OP2	2.16	0.46
1:BA:2378:A:C5	1:BA:2379:G:H1'	2.51	0.46
1:BA:2406:U:H2'	1:BA:2406:U:OP2	2.15	0.46
1:BA:2550:G:H2'	1:BA:2551:C:H5'	1.98	0.46
1:BA:2591:C:H2'	1:BA:2592:G:C8	2.51	0.46
1:BA:2635:C:H2'	1:BA:2636:U:O5'	2.15	0.46
1:BA:2687:U:C4	1:BA:2688:U:C5	3.04	0.46
1:BA:273(C):C:C4	1:BA:273(D):C:C5	3.04	0.46
1:BA:2759:G:C2'	1:BA:2760:C:H5'	2.46	0.46

Continued on next page...

Continued from previous page...

Atom-1	Atom-2	Interatomic distance (Å)	Clash overlap (Å)
1:BA:2798:C:C5	1:BA:2799:A:N6	2.84	0.46
1:BA:797:C:H2'	1:BA:798:G:O4'	2.16	0.46
1:BA:956:G:H2'	1:BA:957:A:H2'	1.97	0.46
3:BD:141:VAL:HG23	3:BD:162:SER:HB2	1.96	0.46
7:BH:10:PRO:HD2	7:BH:50:VAL:O	2.15	0.46
9:BM:19:GLU:HG3	9:BM:59:LYS:CB	2.40	0.46
10:BN:104:ARG:NH1	10:BN:104:ARG:HB3	2.31	0.46
11:BO:38:GLN:HG2	11:BO:45:LEU:HD12	1.96	0.46
12:BP:30:GLY:CA	12:BP:107:ALA:CB	2.71	0.46
21:BV:139:VAL:HA	21:BV:156:LYS:HE3	1.98	0.46
21:BV:163:LEU:HD13	21:BV:165:VAL:HG23	1.98	0.46
25:BX:39:ASP:O	25:BX:39:ASP:OD1	2.34	0.46
23:BZ:86:SER:N	23:BZ:87:PRO:HD3	2.29	0.46
31:CA:1028(A):C:N4	31:CA:1028(B):C:H41	2.13	0.46
31:CA:1122:U:N3	31:CA:1123:A:C5	2.84	0.46
31:CA:393:A:C6	31:CA:394:G:N7	2.83	0.46
31:CA:544:G:C6	31:CA:545:C:C4	3.04	0.46
31:CA:651:C:H2'	31:CA:652:U:C6	2.51	0.46
31:CA:756:C:H2'	31:CA:757:U:O4'	2.15	0.46
31:CA:763:G:C4	31:CA:764:C:C6	3.04	0.46
52:CB:47:C:H42	52:CB:56:G:H1	1.64	0.46
32:CE:24:TRP:CE3	32:CE:26:PRO:HA	2.51	0.46
31:CA:1112:C:N3	33:CF:178:LEU:HD23	2.31	0.46
33:CF:29:TYR:O	33:CF:29:TYR:HD2	1.98	0.46
36:CI:97:PHE:N	48:CU:30:ASP:OD1	2.48	0.46
37:CJ:22:LEU:CD2	37:CJ:62:PHE:HE2	2.24	0.46
42:CO:84:GLY:HA2	42:CO:95:TYR:HA	1.98	0.46
47:CT:79:SER:O	47:CT:79:SER:OG	2.33	0.46
31:DA:1139:G:N2	31:DA:1143:G:N1	2.51	0.46
31:DA:187:C:O2	31:DA:191(A):G:C6	2.68	0.46
31:DA:266:G:N3	31:DA:266:G:H2'	2.30	0.46
31:DA:87:A:C2	31:DA:88:C:C6	3.03	0.46
53:DD:15:G:N2	53:DD:60:A:C4	2.84	0.46
32:DE:178:ARG:HH22	32:DE:196:LEU:HA	1.81	0.46
39:DL:3:GLN:O	39:DL:88:TYR:HE1	1.98	0.46
46:DS:47:ASP:O	46:DS:47:ASP:CG	2.53	0.46
49:DV:18:LYS:HA	49:DV:21:GLU:HG2	1.97	0.46
26:A4:61:ARG:O	26:A4:65:ASP:OD1	2.33	0.46
1:AA:1263:U:O2'	27:A5:11:THR:HG23	2.16	0.46
28:A6:52:VAL:HG22	28:A6:53:LYS:N	2.31	0.46
1:AA:1162:G:O4'	17:A2:23:GLU:HG3	2.16	0.46

Continued on next page...

Continued from previous page...

Atom-1	Atom-2	Interatomic distance (Å)	Clash overlap (Å)
1:AA:1173:G:H4'	1:AA:1174:A:C2	2.50	0.46
1:AA:1474:C:H2'	1:AA:1475:G:C8	2.50	0.46
1:AA:192:C:C2'	1:AA:193:U:H5'	2.45	0.46
1:AA:1941:C:C5	1:AA:1965:C:C6	3.03	0.46
1:AA:2481:G:H2'	1:AA:2482:G:OP2	2.15	0.46
1:AA:2552:U:C2	1:AA:2554:U:H5'	2.50	0.46
1:AA:2680:C:H5'	4:AE:189:PRO:HA	1.98	0.46
1:AA:26:G:H1'	1:AA:515:A:N6	2.31	0.46
1:AA:322:A:C5	1:AA:340:A:C2	3.04	0.46
1:AA:643:A:H2'	1:AA:644:A:O5'	2.15	0.46
3:AD:259:THR:HG22	3:AD:260:ARG:N	2.30	0.46
3:AD:26:LYS:H	3:AD:26:LYS:HD2	1.81	0.46
1:AA:2572:A:C8	4:AE:144:ARG:HG3	2.51	0.46
6:AG:166:ASP:OD1	6:AG:166:ASP:N	2.47	0.46
21:AV:27:VAL:HG22	21:AV:28:MET:H	1.80	0.46
22:B3:37:LEU:HG	22:B3:60:PHE:HA	1.98	0.46
30:B8:14:VAL:CG1	30:B8:22:VAL:HG13	2.46	0.46
1:BA:1023:U:OP2	1:BA:1024:G:N7	2.49	0.46
1:BA:1313:U:H2'	1:BA:1610:A:C2	2.50	0.46
1:BA:13:A:C2	1:BA:14:A:N6	2.83	0.46
1:BA:1666:G:H2'	1:BA:1667:G:H5'	1.97	0.46
1:BA:1907:G:C2'	1:BA:1908:C:H5'	2.45	0.46
1:BA:2059:A:H2	1:BA:2062:A:H61	1.62	0.46
1:BA:2180:U:H2'	1:BA:2181:G:O4'	2.15	0.46
1:BA:2517:C:C6	1:BA:2542:A:N1	2.84	0.46
1:BA:2855:C:H2'	1:BA:2856:C:C6	2.51	0.46
1:BA:2859:G:C8	1:BA:2859:G:H3'	2.51	0.46
1:BA:35:G:H1'	1:BA:454:A:C4	2.50	0.46
1:BA:566:U:OP1	11:BO:29:LYS:CE	2.62	0.46
1:BA:971:C:H2'	1:BA:972:G:H5'	1.98	0.46
1:BA:9:U:H3	1:BA:2629:A:H62	1.51	0.46
2:BB:3:C:N3	2:BB:117:G:N2	2.47	0.46
5:BF:3:GLU:HG3	5:BF:20:LEU:C	2.35	0.46
5:BF:84:VAL:O	5:BF:85:GLY:C	2.52	0.46
8:BK:115:ALA:HB3	8:BK:129:THR:O	2.16	0.46
9:BM:28:THR:HA	9:BM:106:MET:CE	2.45	0.46
11:BO:136:GLU:O	11:BO:139:LYS:N	2.45	0.46
11:BO:50:ARG:HH21	11:BO:50:ARG:HB2	1.79	0.46
12:BP:54:MET:O	12:BP:57:HIS:N	2.48	0.46
31:CA:1157:A:O2'	31:CA:1158:C:H5''	2.16	0.46
31:CA:201:C:N4	31:CA:209:U:C2	2.84	0.46

Continued on next page...

Continued from previous page...

Atom-1	Atom-2	Interatomic distance (Å)	Clash overlap (Å)
31:CA:530:G:H1'	52:CB:36:A:H1'	1.98	0.46
53:CD:15:G:H2'	53:CD:60:A:H2	1.77	0.46
34:CG:119:GLN:HE21	34:CG:123:HIS:CD2	2.33	0.46
31:CA:1375:A:H4'	37:CJ:29:LYS:HE3	1.98	0.46
39:CL:95:LYS:HE2	39:CL:95:LYS:HB2	1.68	0.46
40:CM:81:THR:O	40:CM:84:GLN:HB2	2.15	0.46
43:CP:23:TYR:CD1	43:CP:67:GLU:HA	2.48	0.46
45:CR:63:ARG:HG2	45:CR:67:LEU:CD1	2.46	0.46
31:CA:659:U:OP1	45:CR:8:LYS:HD3	2.15	0.46
47:CT:68:ARG:H	47:CT:70:ARG:NH1	2.14	0.46
50:CW:13:LEU:CD1	50:CW:13:LEU:C	2.81	0.46
31:DA:1159:U:O2'	31:DA:1160:G:C8	2.67	0.46
31:DA:1175:G:N1	31:DA:1176:A:C6	2.83	0.46
31:DA:117:G:H2'	31:DA:118:U:O4'	2.16	0.46
31:DA:1321:C:H4'	43:DP:87:TYR:CE2	2.51	0.46
31:DA:181:G:H4'	31:DA:182:U:H5'	1.98	0.46
31:DA:452:A:O2'	31:DA:453:A:P	2.74	0.46
31:DA:702:A:H3'	31:DA:703:G:C5'	2.45	0.46
31:DA:878:G:H5''	38:DK:89:PRO:HG2	1.96	0.46
53:DC:22:A:H5''	53:DC:23:G:OP1	2.16	0.46
35:DH:100:VAL:HG22	35:DH:118:ILE:HG22	1.98	0.46
49:DV:78:ARG:HD3	49:DV:79:THR:H	1.81	0.46
28:A6:17:LYS:C	28:A6:19:ARG:N	2.69	0.46
30:A8:48:PHE:HE2	30:A8:50:LEU:HD13	1.81	0.46
1:AA:1085:A:N3	1:AA:1086:A:C5	2.84	0.46
1:AA:1381:G:H2'	1:AA:1382:G:H5'	1.97	0.46
1:AA:1401:G:H2'	1:AA:1402:C:C6	2.51	0.46
1:AA:1507:A:N6	1:AA:1508:A:C6	2.84	0.46
1:AA:1531:C:O2'	1:AA:1532:C:H5'	2.16	0.46
1:AA:1673:U:O2'	1:AA:1674:G:H5'	2.16	0.46
1:AA:1795:C:C2	1:AA:1796:U:C6	3.04	0.46
1:AA:1831:G:H2'	1:AA:1832:C:C6	2.51	0.46
1:AA:2297:C:C2'	1:AA:2298:A:H5'	2.45	0.46
1:AA:2415:G:C4	1:AA:2416:C:C6	3.04	0.46
1:AA:2457:U:C2'	1:AA:2458:G:H5'	2.46	0.46
1:AA:2702:U:OP1	1:AA:2702:U:C6	2.63	0.46
1:AA:2721:A:H1'	1:AA:2873:A:O2'	2.15	0.46
1:AA:593:G:O3'	30:A8:61:LEU:HD13	2.16	0.46
1:AA:880:G:C6	1:AA:881:G:N7	2.84	0.46
1:AA:889:C:H5''	1:AA:890:A:OP2	2.16	0.46
2:AB:99:A:C4	2:AB:100:G:C8	3.04	0.46

Continued on next page...

Continued from previous page...

Atom-1	Atom-2	Interatomic distance (Å)	Clash overlap (Å)
4:AE:36:ARG:O	4:AE:46:ALA:O	2.33	0.46
11:AO:111:ARG:HB3	11:AO:128:HIS:CG	2.51	0.46
11:AO:64:LYS:HD2	30:A8:25:MET:HE1	1.96	0.46
14:AQ:14:VAL:HG21	14:AQ:89:ARG:NE	2.30	0.46
23:AZ:85:LEU:O	23:AZ:87:PRO:CG	2.64	0.46
17:B2:20:LEU:O	17:B2:93:GLU:HA	2.16	0.46
17:B2:35:LEU:O	17:B2:37:VAL:CG2	2.59	0.46
1:BA:1314:C:OP1	1:BA:1332:G:H5''	2.16	0.46
1:BA:1944:U:O2	1:BA:1955:U:H5''	2.15	0.46
1:BA:444:C:O2'	1:BA:445:C:H5'	2.16	0.46
1:BA:918:A:H1'	2:BB:80:U:O2'	2.15	0.46
2:BB:15:A:H2'	2:BB:16:G:OP1	2.16	0.46
2:BB:44:G:C2	2:BB:48:A:C2	3.03	0.46
6:BG:39:ILE:HD11	6:BG:102:PHE:CE1	2.51	0.46
6:BG:115:ARG:NH2	43:DP:7:VAL:HG23	2.30	0.46
6:BG:125:PHE:CD2	6:BG:131:TYR:HB2	2.50	0.46
6:BG:173:LEU:HD13	6:BG:178:PHE:CE1	2.50	0.46
6:BG:14:GLU:O	6:BG:17:PRO:HG2	2.16	0.46
8:BK:102:SER:O	8:BK:106:GLY:N	2.48	0.46
9:BM:128:HIS:HE2	9:BM:134:ARG:CD	2.28	0.46
11:BO:23:PRO:C	11:BO:25:SER:N	2.69	0.46
11:BO:50:ARG:HH21	11:BO:50:ARG:CB	2.28	0.46
1:BA:2416:C:OP1	11:BO:64:LYS:O	2.33	0.46
15:BR:3:ARG:CZ	15:BR:6:LEU:HD13	2.46	0.46
18:BS:54:ALA:HB1	18:BS:107:LEU:HD22	1.98	0.46
20:BU:98:VAL:CG1	20:BU:99:CYS:H	2.29	0.46
21:BV:23:LYS:HD3	21:BV:40:ASP:HA	1.97	0.46
24:BW:14:ARG:NH1	24:BW:66:GLU:OE1	2.47	0.46
31:CA:1091:U:O2	31:CA:1093:A:C8	2.69	0.46
31:CA:312:C:H2'	31:CA:313:A:C8	2.51	0.46
31:CA:533:A:C2	31:CA:536:C:C5	3.04	0.46
31:CA:706:A:H2'	31:CA:707:C:H5'	1.98	0.46
31:CA:722:A:H2'	31:CA:724:G:C8	2.51	0.46
31:CA:941:G:N2	31:CA:942:G:H1'	2.30	0.46
6:AG:78:SER:OG	53:CC:58:A:O4'	2.25	0.46
53:CD:32:G:N2	53:CD:41:C:C2	2.83	0.46
34:CG:114:ARG:CG	34:CG:114:ARG:NH1	2.78	0.46
34:CG:107:ARG:HH22	34:CG:194:LEU:HD11	1.80	0.46
37:CJ:20:ASP:HB3	37:CJ:23:VAL:HG23	1.98	0.46
42:CO:116:LYS:O	42:CO:117:TYR:HB2	2.16	0.46
36:CI:97:PHE:CD2	48:CU:31:LEU:HD21	2.51	0.46

Continued on next page...

Continued from previous page...

Atom-1	Atom-2	Interatomic distance (Å)	Clash overlap (Å)
50:CW:54:LYS:HA	50:CW:57:ARG:NH2	2.31	0.46
50:CW:71:THR:O	50:CW:72:LEU:C	2.53	0.46
31:CA:263:A:OP2	50:CW:79:ARG:NH1	2.49	0.46
31:DA:1086:U:C6	31:DA:1086:U:OP2	2.69	0.46
31:DA:1121:U:C2	31:DA:1122:U:C6	3.04	0.46
31:DA:1128:C:O2'	31:DA:1129:C:O5'	2.34	0.46
31:DA:1176:A:C6	31:DA:1177:G:C5	3.04	0.46
31:DA:357:G:O2'	31:DA:358:U:H5'	2.15	0.46
31:DA:407:G:H2'	31:DA:408:A:H8	1.80	0.46
31:DA:778:G:O2'	41:DN:119:CYS:HB2	2.16	0.46
31:DA:765:G:N2	31:DA:813:U:OP2	2.45	0.46
53:DC:25:U:H2'	53:DC:26:C:O4'	2.15	0.46
32:DE:42:ILE:HD13	32:DE:203:GLY:HA2	1.97	0.46
34:DG:138:TYR:CD2	34:DG:139:ARG:N	2.84	0.46
34:DG:39:PRO:O	34:DG:44:GLY:HA3	2.16	0.46
37:DJ:44:TYR:O	37:DJ:48:LYS:HG2	2.16	0.46
37:DJ:66:VAL:O	37:DJ:70:LYS:HG3	2.16	0.46
38:DK:20:TYR:HA	38:DK:65:TYR:CZ	2.51	0.46
39:DL:82:ALA:O	39:DL:86:VAL:HG12	2.16	0.46
31:DA:1119:C:OP1	39:DL:83:ARG:NH1	2.49	0.46
43:DP:4:ILE:HD11	43:DP:19:LEU:HD13	1.97	0.46
1:AA:559:G:N2	16:A1:49:HIS:CD2	2.78	0.45
1:AA:1152:C:C1'	16:A1:77:SER:HB2	2.45	0.45
17:A2:35:LEU:HD22	17:A2:57:VAL:O	2.15	0.45
1:AA:1021:A:C8	1:AA:1021:A:H3'	2.51	0.45
1:AA:1056:G:C2	1:AA:1103:A:N6	2.63	0.45
1:AA:1142(A):A:C5	1:AA:1144:G:C5	3.04	0.45
1:AA:1479:G:C2	1:AA:1480:G:C4	3.03	0.45
1:AA:1545(A):A:C2'	1:AA:1546:C:H5'	2.46	0.45
1:AA:1575:C:H2'	1:AA:1576:U:C6	2.50	0.45
1:AA:1728:G:C3'	1:AA:1729:A:C5'	2.79	0.45
1:AA:1858:G:H2'	1:AA:1883:G:N2	2.28	0.45
1:AA:1951:U:H2'	1:AA:1953:A:OP2	2.16	0.45
1:AA:236:C:H2'	1:AA:237:C:C6	2.51	0.45
1:AA:270(J):G:H2'	1:AA:270(K):C:O4'	2.15	0.45
1:AA:2869:G:H2'	1:AA:2870:C:C6	2.50	0.45
1:AA:389:G:N1	11:AO:71:VAL:CG1	2.70	0.45
1:AA:459:U:H2'	1:AA:460:A:C8	2.51	0.45
3:AD:10:THR:OG1	3:AD:13:ARG:HB2	2.15	0.45
3:AD:182:LEU:CB	3:AD:271:ILE:HG13	2.45	0.45
1:AA:1903:G:P	3:AD:241:PRO:HB2	2.56	0.45

Continued on next page...

Continued from previous page...

Atom-1	Atom-2	Interatomic distance (Å)	Clash overlap (Å)
4:AE:188:VAL:HA	4:AE:189:PRO:HD3	1.61	0.45
5:AF:40:GLN:OE1	5:AF:184:TYR:HB2	2.16	0.45
8:AK:77:LEU:HD23	8:AK:101:LEU:HD12	1.97	0.45
9:AM:59:LYS:NZ	9:AM:61:ARG:HH22	2.14	0.45
15:AR:23:ARG:NH2	15:AR:120:ARG:HD3	2.31	0.45
19:AT:24:GLY:C	19:AT:82:GLN:HE22	2.19	0.45
20:AU:6:HIS:ND1	20:AU:7:VAL:HG13	2.30	0.45
21:AV:113:ALA:N	21:AV:114:GLY:CA	2.75	0.45
22:B3:18:ALA:HB3	22:B3:20:ARG:HH21	1.81	0.45
22:B3:53:MET:HG3	22:B3:59:LEU:HD23	1.97	0.45
26:B4:48:ARG:HH12	26:B4:51:ASP:CB	2.28	0.45
28:B6:44:ARG:O	28:B6:45:LYS:CD	2.63	0.45
29:B7:19:ARG:HH11	29:B7:19:ARG:CG	2.16	0.45
30:B8:61:LEU:O	30:B8:62:LEU:C	2.53	0.45
1:BA:1083:U:H1'	1:BA:1086:A:H62	1.80	0.45
1:BA:1111:A:O2'	1:BA:1112:G:H4'	2.16	0.45
1:BA:1012:U:C4	1:BA:1143:A:N1	2.83	0.45
1:BA:1261:C:H2'	1:BA:1262:A:O5'	2.15	0.45
1:BA:1262:A:N3	27:B5:10:LYS:HE3	2.31	0.45
1:BA:1914:C:O4'	1:BA:1914:C:O2	2.35	0.45
1:BA:1952:A:C6	10:BN:22:ILE:HD12	2.51	0.45
1:BA:2251:G:N1	53:DC:77:A:N6	2.64	0.45
1:BA:2317:C:H2'	1:BA:2318:G:H5'	1.97	0.45
1:BA:2287:A:N1	1:BA:2346:A:N1	2.64	0.45
1:BA:2517:C:C6	1:BA:2542:A:C2	3.04	0.45
1:BA:2801:A:H5''	1:BA:2895:U:H4'	1.98	0.45
1:BA:588:U:O4	1:BA:670:A:H1'	2.16	0.45
1:BA:669:G:C2'	1:BA:670:A:OP1	2.64	0.45
2:BB:24:G:C2	2:BB:56:G:C2	3.05	0.45
3:BD:239:ARG:O	3:BD:240:ALA:HB2	2.16	0.45
4:BE:70:ALA:O	4:BE:72:VAL:N	2.49	0.45
5:BF:78:ILE:HA	5:BF:83:PHE:HD1	1.78	0.45
6:BG:146:TYR:CD2	6:BG:146:TYR:O	2.69	0.45
8:BK:110:ASP:O	8:BK:111:PRO:C	2.53	0.45
8:BK:79:ILE:HG13	8:BK:140:LEU:HD11	1.98	0.45
8:BK:77:LEU:CG	8:BK:78:THR:N	2.80	0.45
9:BM:42:TRP:CD1	16:B1:63:VAL:HG11	2.50	0.45
9:BM:21:LYS:O	9:BM:60:ILE:HG23	2.17	0.45
21:BV:104:PHE:CE1	21:BV:119:GLU:HB3	2.51	0.45
31:CA:1028(A):C:C2	31:CA:1028(B):C:C5	3.04	0.45
31:CA:1112:C:O5'	31:CA:1112:C:H6	1.99	0.45

Continued on next page...

Continued from previous page...

Atom-1	Atom-2	Interatomic distance (Å)	Clash overlap (Å)
31:CA:1176:A:H2'	31:CA:1177:G:C5'	2.47	0.45
31:CA:1336:C:H2'	31:CA:1336:C:O2	2.15	0.45
31:CA:186(E):C:H42	31:CA:191(B):G:H1	1.64	0.45
31:CA:282:A:N3	31:CA:282:A:H2'	2.31	0.45
31:CA:606:G:H1	31:CA:631:G:C5'	2.26	0.45
52:CB:27:G:H3'	52:CB:28:C:C6	2.44	0.45
53:CC:63:C:H2'	53:CC:63:C:O2	2.15	0.45
53:CD:14:A:N7	53:CD:15:G:N7	2.64	0.45
53:CD:6:G:C2	53:CD:7:G:C5	3.05	0.45
32:CE:24:TRP:CZ3	32:CE:26:PRO:HA	2.51	0.45
33:CF:138:VAL:O	33:CF:141:VAL:N	2.49	0.45
33:CF:57:ILE:HG12	33:CF:66:VAL:HG22	1.98	0.45
34:CG:156:GLU:HG2	34:CG:157:LEU:N	2.31	0.45
31:CA:406:G:H4'	34:CG:3:ARG:HH22	1.80	0.45
35:CH:41:VAL:CG1	35:CH:113:ALA:HB2	2.46	0.45
31:CA:718:G:C4	41:CN:116:HIS:CD2	3.04	0.45
44:CQ:6:LEU:HB3	44:CQ:23:ARG:NH2	2.31	0.45
36:CI:98:LEU:HB3	48:CU:29:PHE:O	2.16	0.45
31:DA:1056:U:C5'	33:DF:163:ALA:HB2	2.46	0.45
31:DA:105:G:H2'	31:DA:106:C:H6	1.80	0.45
31:DA:1062:U:H2'	31:DA:1063:C:C6	2.51	0.45
31:DA:1086:U:H6	31:DA:1086:U:OP2	1.98	0.45
31:DA:1203:C:H2'	31:DA:1204:A:O4'	2.15	0.45
31:DA:1287:A:H2'	31:DA:1288:A:C8	2.51	0.45
31:DA:1326:C:H2'	31:DA:1327:C:C6	2.51	0.45
31:DA:1371:G:OP1	39:DL:11:LYS:HG2	2.16	0.45
31:DA:1465:C:H2'	31:DA:1466:C:O4'	2.16	0.45
31:DA:340:U:H2'	31:DA:341:C:C6	2.51	0.45
31:DA:625:G:C5	31:DA:626:U:C5	3.04	0.45
31:DA:750:G:H1'	45:DR:23:GLY:H	1.81	0.45
31:DA:756:C:H2'	31:DA:757:U:O4'	2.16	0.45
32:DE:24:TRP:CD1	32:DE:24:TRP:C	2.88	0.45
31:DA:1190:G:H3'	33:DF:3:ASN:ND2	2.30	0.45
34:DG:49:ARG:HA	34:DG:49:ARG:NE	2.31	0.45
35:DH:135:THR:O	35:DH:138:ALA:HB3	2.15	0.45
13:A0:28:LEU:HD23	13:A0:28:LEU:HA	1.82	0.45
16:A1:91:ASP:O	16:A1:95:LEU:HB2	2.16	0.45
30:A8:39:LYS:O	30:A8:43:GLN:HG3	2.16	0.45
1:AA:1061:U:O2'	1:AA:1070:A:N3	2.45	0.45
1:AA:1097:U:H2'	1:AA:1098:A:H5'	1.98	0.45
1:AA:1268:A:C2'	1:AA:1269:A:O5'	2.64	0.45

Continued on next page...

Continued from previous page...

Atom-1	Atom-2	Interatomic distance (Å)	Clash overlap (Å)
1:AA:1319:G:C6	1:AA:1320:C:N4	2.84	0.45
1:AA:1416:G:O2'	1:AA:1417:C:C6	2.69	0.45
1:AA:142:G:H2'	1:AA:143:C:C6	2.51	0.45
1:AA:1433:U:O2	1:AA:1561:G:C2	2.69	0.45
1:AA:2607:G:H2'	1:AA:2608:G:O4'	2.16	0.45
1:AA:2745:C:C4	1:AA:2746:U:C4	3.04	0.45
1:AA:455:C:N3	1:AA:473:G:H5'	2.31	0.45
1:AA:953:A:OP2	12:AP:16:ARG:CD	2.51	0.45
2:AB:19:G:O2'	2:AB:20:C:H5'	2.17	0.45
3:AD:43:ARG:HD2	3:AD:44:ASN:CG	2.35	0.45
4:AE:111:ARG:CD	4:AE:160:TYR:HE1	2.27	0.45
5:AF:7:TYR:O	5:AF:21:ALA:HA	2.15	0.45
8:AK:9:LEU:CB	8:AK:11:ASN:O	2.65	0.45
11:AO:126:VAL:HG12	11:AO:147:LEU:HD13	1.97	0.45
11:AO:36:LYS:HB2	11:AO:40:SER:HB3	1.98	0.45
20:AU:42:VAL:O	20:AU:42:VAL:CG1	2.62	0.45
26:B4:61:ARG:HA	26:B4:61:ARG:NH1	2.31	0.45
28:B6:45:LYS:N	28:B6:45:LYS:NZ	2.65	0.45
1:BA:1041:C:O2'	1:BA:1042:G:H5'	2.16	0.45
1:BA:996:A:N6	1:BA:1160:G:C6	2.83	0.45
1:BA:1359:A:N6	1:BA:1372:U:H3	1.96	0.45
1:BA:1676:A:N3	1:BA:1993:U:H5'	2.30	0.45
1:BA:1923:U:OP1	53:DC:25:U:O2'	2.32	0.45
1:BA:2134:A:C2	1:BA:2159:G:H1'	2.51	0.45
1:BA:2292:C:H4'	1:BA:2375:G:H4'	1.99	0.45
1:BA:26:G:C6	1:BA:27:G:N1	2.83	0.45
1:BA:524:U:H2'	1:BA:525:U:C6	2.51	0.45
1:BA:56:A:C2	1:BA:115:C:O2	2.70	0.45
1:BA:691:C:H2'	1:BA:692:C:C6	2.51	0.45
1:BA:93:C:C5'	1:BA:94:G:OP2	2.51	0.45
5:BF:25:PRO:C	5:BF:27:GLU:N	2.70	0.45
5:BF:51:THR:OG1	5:BF:91:GLY:HA3	2.16	0.45
6:BG:114:ILE:CG2	6:BG:117:PHE:HB2	2.46	0.45
11:BO:9:ASN:CB	11:BO:10:PRO:CD	2.83	0.45
12:BP:102:VAL:O	12:BP:102:VAL:CG1	2.60	0.45
15:BR:56:GLY:N	15:BR:59:THR:HG22	2.30	0.45
20:BU:84:ARG:HG3	20:BU:84:ARG:O	2.16	0.45
21:BV:124:ILE:HD12	21:BV:125:LEU:H	1.80	0.45
24:BW:47:ASN:N	24:BW:47:ASN:ND2	2.63	0.45
31:CA:1024:G:C4'	31:CA:1024:G:OP1	2.62	0.45
31:CA:1194:U:H5''	35:CH:22:GLY:O	2.16	0.45

Continued on next page...

Continued from previous page...

Atom-1	Atom-2	Interatomic distance (Å)	Clash overlap (Å)
31:CA:298:A:H2'	31:CA:299:G:O4'	2.16	0.45
31:CA:397:A:H3'	31:CA:397:A:N3	2.32	0.45
31:CA:406:G:H2'	31:CA:407:G:H8	1.81	0.45
34:CG:12:CYS:SG	34:CG:31:CYS:SG	3.14	0.45
36:CI:55:ASP:HB2	36:CI:86:ARG:HH12	1.81	0.45
36:CI:41:GLU:HG3	36:CI:62:TRP:CE3	2.51	0.45
38:CK:27:PRO:HA	38:CK:58:TYR:CD2	2.51	0.45
31:CA:972:C:OP2	40:CM:57:LYS:HE2	2.16	0.45
41:CN:29:ILE:HB	41:CN:44:SER:CB	2.46	0.45
46:CS:28:ARG:NH1	46:CS:29:ASP:OD2	2.50	0.45
31:DA:1004:A:C5'	31:DA:1025:U:C4	2.98	0.45
31:DA:1072:G:H2'	31:DA:1073:U:O4'	2.16	0.45
31:DA:1118:C:H1'	31:DA:1179:A:C4	2.51	0.45
31:DA:1503:A:H5'	31:DA:1531:A:H1'	1.98	0.45
31:DA:355:C:C4	31:DA:356:A:N7	2.85	0.45
31:DA:384:G:H2'	31:DA:385:C:C6	2.51	0.45
31:DA:567:G:H2'	31:DA:568:G:O4'	2.15	0.45
31:DA:791:G:C6	31:DA:792:A:N7	2.83	0.45
31:DA:815:A:C2	31:DA:1529:G:C4	3.04	0.45
31:DA:828:A:N6	31:DA:858:G:O2'	2.36	0.45
31:DA:960:U:O2	31:DA:960:U:H2'	2.16	0.45
1:BA:1923:U:O2'	53:DC:12:G:H1'	2.16	0.45
32:DE:75:LYS:HA	32:DE:78:GLN:HE21	1.82	0.45
34:DG:104:VAL:O	34:DG:108:LEU:HB2	2.16	0.45
34:DG:50:ARG:HA	34:DG:51:PRO:HD3	1.76	0.45
37:DJ:69:VAL:O	37:DJ:69:VAL:HG12	2.16	0.45
40:DM:54:PHE:CZ	40:DM:55:LYS:CE	3.00	0.45
41:DN:48:ILE:CG1	41:DN:63:LEU:HB3	2.46	0.45
42:DO:117:ARG:NH2	42:DO:124:LYS:HB2	2.32	0.45
48:DU:74:ARG:HB3	48:DU:81:PHE:CZ	2.51	0.45
50:DW:73:HIS:HB3	50:DW:74:LYS:H	1.49	0.45
17:A2:35:LEU:C	17:A2:37:VAL:N	2.69	0.45
27:A5:3:LYS:HA	27:A5:3:LYS:CE	2.45	0.45
1:AA:176:G:C2'	1:AA:177:G:H5'	2.47	0.45
1:AA:17:G:H2'	1:AA:18:C:C6	2.52	0.45
1:AA:1870:C:O2	1:AA:1870:C:H2'	2.17	0.45
1:AA:1955:U:H2'	1:AA:1955:U:O2	2.16	0.45
1:AA:1833:U:O2'	1:AA:1969:A:N1	2.46	0.45
1:AA:2095:C:H2'	1:AA:2096:U:O4'	2.17	0.45
1:AA:2097:C:O2'	1:AA:2098:U:H5'	2.16	0.45
1:AA:2135:A:H2'	1:AA:2136:C:O5'	2.15	0.45

Continued on next page...

Continued from previous page...

Atom-1	Atom-2	Interatomic distance (Å)	Clash overlap (Å)
1:AA:2572:A:C8	4:AE:144:ARG:NE	2.85	0.45
1:AA:280:C:H2'	1:AA:281:G:H5'	1.96	0.45
1:AA:2790:A:H2	1:AA:2894:G:H5''	1.80	0.45
1:AA:74:A:H8	1:AA:74:A:H5''	1.81	0.45
1:AA:944:G:C2'	1:AA:944:G:N3	2.79	0.45
2:AB:66:A:N6	2:AB:107:U:H2'	2.31	0.45
2:AB:3:C:H2'	2:AB:4:C:C6	2.51	0.45
4:AE:101:ARG:CZ	4:AE:171:GLU:HB2	2.46	0.45
1:AA:2032:G:N2	4:AE:146:THR:HG23	2.04	0.45
6:AG:67:LYS:CE	26:A4:6:HIS:NE2	2.79	0.45
7:AH:4:ILE:C	7:AH:6:ARG:N	2.69	0.45
7:AH:67:LEU:O	7:AH:71:LEU:HB2	2.16	0.45
8:AK:67:ARG:O	8:AK:71:ILE:HG23	2.16	0.45
10:AN:64:ARG:HD3	10:AN:79:PHE:CD2	2.51	0.45
11:AO:1:MET:HE3	11:AO:5:ASP:HB3	1.98	0.45
11:AO:85:LEU:HA	11:AO:88:LEU:CD2	2.42	0.45
15:AR:98:LYS:HB3	15:AR:100:TYR:CE1	2.52	0.45
15:AR:45:PHE:CE2	15:AR:63:VAL:HB	2.43	0.45
13:B0:107:ASP:OD2	13:B0:107:ASP:C	2.55	0.45
26:B4:23:GLU:CG	26:B4:24:THR:H	2.29	0.45
1:BA:1627:G:H2'	1:BA:1628:G:H8	1.82	0.45
1:BA:2291:U:H2'	1:BA:2292:C:C6	2.52	0.45
1:BA:2602:A:H4'	1:BA:2603:G:C5'	2.46	0.45
1:BA:316:C:H2'	1:BA:317:G:O5'	2.17	0.45
1:BA:628:G:C6	1:BA:629:G:C6	3.04	0.45
1:BA:67:U:O2'	1:BA:68:G:H5'	2.17	0.45
1:BA:886:C:H1'	1:BA:890:A:C2	2.52	0.45
1:BA:92:G:C6	1:BA:93:C:C4	3.04	0.45
4:BE:58:ARG:HA	4:BE:58:ARG:HE	1.81	0.45
7:BH:125:VAL:CG2	7:BH:126:PRO:HD3	2.19	0.45
7:BH:26:VAL:HG13	7:BH:27:LYS:H	1.81	0.45
11:BO:48:PRO:C	11:BO:50:ARG:N	2.70	0.45
12:BP:58:PHE:CE1	12:BP:113:GLN:HB3	2.51	0.45
12:BP:33:GLY:HA2	12:BP:105:GLU:HB2	1.98	0.45
12:BP:7:MET:HB3	12:BP:10:ARG:HH22	1.80	0.45
15:BR:53:ARG:HG3	15:BR:53:ARG:HH11	1.82	0.45
15:BR:47:GLY:CA	15:BR:63:VAL:HG12	2.43	0.45
20:BU:33:LYS:HG3	20:BU:34:LYS:HG2	1.97	0.45
31:CA:1004:A:C5	31:CA:1025:U:H1'	2.52	0.45
31:CA:1015:A:H2'	31:CA:1016:A:C8	2.51	0.45
31:CA:1088:G:N1	31:CA:1089:G:C5	2.84	0.45

Continued on next page...

Continued from previous page...

Atom-1	Atom-2	Interatomic distance (Å)	Clash overlap (Å)
31:CA:1158:C:N3	31:CA:1160:G:N7	2.64	0.45
31:CA:1406:U:C5	31:CA:1407:C:C5	3.05	0.45
31:CA:258:G:H2'	31:CA:259:G:H8	1.81	0.45
31:CA:689:C:C2'	31:CA:690:G:H5'	2.46	0.45
31:CA:953:G:C5'	31:CA:965:A:H61	2.22	0.45
31:CA:975:A:N6	40:CM:60:ARG:HH12	2.11	0.45
53:CD:14:A:H8	53:CD:14:A:OP1	1.99	0.45
33:CF:195:VAL:C	33:CF:196:LEU:HD23	2.37	0.45
38:CK:107:LEU:HA	38:CK:107:LEU:HD23	1.65	0.45
39:CL:11:LYS:HG2	39:CL:11:LYS:O	2.17	0.45
39:CL:49:PRO:HD3	39:CL:101:PHE:CE2	2.51	0.45
31:CA:267:C:OP1	47:CT:67:LYS:HE3	2.17	0.45
47:CT:81:ARG:NH2	47:CT:83:ASP:OD2	2.49	0.45
31:DA:1072:G:C5	31:DA:1073:U:C4	3.05	0.45
31:DA:1158:C:C4	31:DA:1160:G:N7	2.84	0.45
31:DA:1286:A:H4'	51:DX:25:LYS:NZ	2.31	0.45
31:DA:350:G:H5'	31:DA:351:G:P	2.56	0.45
31:DA:438:G:N3	31:DA:494:U:C5	2.85	0.45
31:DA:767:A:H2'	31:DA:768:A:O4'	2.17	0.45
31:DA:570:G:H1'	31:DA:820:U:N3	2.32	0.45
53:DC:54:G:H2'	53:DC:55:U:C6	2.51	0.45
53:DC:62:C:C2	53:DC:63:C:C5	3.04	0.45
32:DE:25:ASN:C	32:DE:25:ASN:OD1	2.54	0.45
32:DE:5:ILE:HD11	32:DE:55:PHE:HB3	1.97	0.45
33:DF:70:VAL:HG12	33:DF:72:LYS:N	2.32	0.45
34:DG:126:ILE:HG22	34:DG:127:THR:N	2.30	0.45
34:DG:78:LEU:CD2	34:DG:96:LEU:HB3	2.46	0.45
35:DH:60:TYR:HB3	35:DH:64:ARG:HH21	1.82	0.45
36:DI:15:ASP:OD1	36:DI:16:GLN:N	2.50	0.45
37:DJ:102:ARG:O	37:DJ:106:GLN:HG3	2.16	0.45
48:DU:50:ILE:HG22	48:DU:51:LEU:N	2.31	0.45
27:A5:56:LYS:O	27:A5:57:VAL:HG12	2.17	0.45
1:AA:1210:A:C8	1:AA:1210:A:C5'	2.94	0.45
1:AA:1438:U:O2	1:AA:1438:U:H2'	2.16	0.45
1:AA:1937:A:HO2'	1:AA:1938:A:P	2.34	0.45
1:AA:2155:G:H2'	1:AA:2156:G:H5'	1.99	0.45
1:AA:2171:A:H2'	1:AA:2172:U:C6	2.46	0.45
1:AA:2748:A:P	7:AH:70:THR:HG21	2.56	0.45
1:AA:2798:C:C5	1:AA:2799:A:N6	2.84	0.45
1:AA:2861:G:N1	1:AA:2862:G:C5	2.85	0.45
1:AA:2869:G:C5	1:AA:2870:C:C5	3.05	0.45

Continued on next page...

Continued from previous page...

Atom-1	Atom-2	Interatomic distance (Å)	Clash overlap (Å)
1:AA:38:A:H2'	1:AA:39:C:C6	2.51	0.45
1:AA:438:G:H2'	1:AA:439:G:C8	2.50	0.45
1:AA:445:C:H2'	1:AA:446:G:O4'	2.17	0.45
1:AA:800:A:N1	1:AA:802:A:C8	2.85	0.45
1:AA:882:G:HO2'	1:AA:883:G:C1'	2.29	0.45
1:AA:96:G:H4'	24:AW:48:HIS:CD2	2.52	0.45
5:AF:11:VAL:HG12	5:AF:12:LEU:N	2.31	0.45
5:AF:199:TRP:HE1	5:AF:203:GLN:HE22	1.65	0.45
6:AG:67:LYS:HA	6:AG:68:PRO:HD3	1.89	0.45
10:AN:9:GLU:O	10:AN:83:ALA:HA	2.16	0.45
11:AO:100:LEU:HA	11:AO:100:LEU:HD12	1.81	0.45
18:AS:3:ALA:CB	18:AS:64:MET:HE3	2.45	0.45
20:AU:96:ILE:HG12	20:AU:99:CYS:H	1.82	0.45
21:AV:18:LEU:O	21:AV:21:ALA:HB3	2.17	0.45
23:AZ:83:GLU:C	23:AZ:85:LEU:N	2.70	0.45
1:BA:1199:U:H1'	16:B1:4:ALA:HB2	1.98	0.45
16:B1:66:ASN:HB2	16:B1:76:TYR:HB2	1.96	0.45
16:B1:86:ALA:O	17:B2:49:THR:HG22	2.16	0.45
28:B6:31:PRO:O	28:B6:32:ASN:CB	2.59	0.45
1:BA:1814:G:H2'	1:BA:1815:A:C8	2.52	0.45
1:BA:1921:G:O2'	1:BA:1922:G:H5'	2.15	0.45
1:BA:565:C:H2'	1:BA:566:U:O4'	2.16	0.45
1:BA:598:G:C6	1:BA:599:G:C5	3.04	0.45
1:BA:71:A:H5''	1:BA:73:A:C8	2.51	0.45
1:BA:702:G:C2	1:BA:731:C:C2	3.04	0.45
1:BA:955:C:C2'	1:BA:956:G:H5'	2.47	0.45
3:BD:121:PRO:HB3	3:BD:135:PHE:CD1	2.50	0.45
1:BA:1901:A:O2'	3:BD:255:LYS:HD3	2.16	0.45
3:BD:181:GLU:HA	3:BD:273:ARG:HA	1.98	0.45
3:BD:24:ILE:HD11	3:BD:91:ARG:HD3	1.99	0.45
6:BG:105:LYS:CE	26:B4:26:SER:HB3	2.47	0.45
6:BG:120:LEU:HB2	6:BG:180:PHE:CD2	2.52	0.45
6:BG:56:ALA:HB2	6:BG:153:ARG:NE	2.31	0.45
2:BB:43:C:H1'	6:BG:93:THR:O	2.17	0.45
7:BH:120:GLY:O	7:BH:121:ILE:HD13	2.17	0.45
9:BM:45:ASN:O	9:BM:46:VAL:HG23	2.17	0.45
14:BQ:73:LEU:O	14:BQ:73:LEU:HD13	2.15	0.45
18:BS:12:ILE:HD13	18:BS:17:VAL:CG1	2.46	0.45
21:BV:6:LYS:HE3	21:BV:43:GLU:CD	2.37	0.45
31:CA:245:C:O2	31:CA:283:C:N3	2.50	0.45
31:CA:530:G:OP1	31:CA:530:G:H3'	2.16	0.45

Continued on next page...

Continued from previous page...

Atom-1	Atom-2	Interatomic distance (Å)	Clash overlap (Å)
31:CA:789:U:O4'	31:CA:789:U:O2	2.35	0.45
53:CC:1:C:C6	53:CC:1:C:C3'	3.00	0.45
32:CE:237:ALA:H	32:CE:239:VAL:HG23	1.81	0.45
34:CG:58:LEU:O	34:CG:58:LEU:HD22	2.15	0.45
35:CH:69:VAL:HG12	35:CH:71:LEU:HD23	1.98	0.45
39:CL:10:ARG:NE	39:CL:105:ASP:OD1	2.49	0.45
43:CP:67:GLU:HG2	43:CP:71:ARG:HH22	1.81	0.45
31:DA:177:C:H2'	31:DA:178:C:H6	1.80	0.45
31:DA:465:A:N7	31:DA:467:G:C6	2.84	0.45
31:DA:528:C:C2'	31:DA:529:G:O5'	2.64	0.45
31:DA:516:U:O4	31:DA:533:A:OP1	2.34	0.45
31:DA:552:U:C2'	31:DA:553:A:H5'	2.46	0.45
52:DB:44:G:H2'	52:DB:45:U:O4'	2.16	0.45
31:DA:19:C:H5''	35:DH:86:ALA:CB	2.45	0.45
36:DI:72:VAL:HG13	36:DI:73:ASN:N	2.32	0.45
38:DK:19:VAL:HG23	38:DK:21:LYS:HB2	1.99	0.45
31:DA:1226:C:N4	43:DP:104:ARG:HB2	2.31	0.45
43:DP:40:ASN:HD22	43:DP:43:THR:HG23	1.80	0.45
43:DP:29:ARG:HD3	43:DP:64:TRP:CD2	2.51	0.45
50:DW:104:LEU:O	50:DW:105:SER:HB3	2.16	0.45
17:A2:91:TYR:C	17:A2:91:TYR:CD1	2.90	0.45
1:AA:2331:G:H4'	22:A3:42:GLY:HA3	1.98	0.45
27:A5:4:HIS:O	27:A5:5:PRO:C	2.54	0.45
28:A6:15:GLU:OE2	28:A6:44:ARG:CZ	2.65	0.45
1:AA:1079:C:N4	1:AA:1080:A:N6	2.65	0.45
1:AA:1143:A:OP1	9:AM:25:ARG:NH2	2.46	0.45
1:AA:256:A:C2	1:AA:257:A:C4	3.05	0.45
1:AA:2660:A:H2'	1:AA:2661:G:O4'	2.17	0.45
1:AA:2863:C:O2'	1:AA:2864:G:H5'	2.17	0.45
2:AB:93:C:O2'	2:AB:94:C:H5'	2.17	0.45
3:AD:44:ASN:HB3	3:AD:48:ARG:O	2.17	0.45
3:AD:36:PRO:HA	3:AD:62:TYR:O	2.17	0.45
4:AE:152:LYS:HG2	9:AM:78:TYR:CE1	2.51	0.45
4:AE:75:VAL:HG23	4:AE:76:ARG:H	1.80	0.45
4:AE:78:LEU:HD11	4:AE:79:ARG:NH2	2.32	0.45
5:AF:114:VAL:HG21	5:AF:202:PHE:CZ	2.51	0.45
6:AG:139:LEU:HD23	6:AG:144:ILE:CG2	2.47	0.45
7:AH:86:GLU:O	7:AH:87:LEU:HB2	2.16	0.45
9:AM:15:LEU:O	9:AM:136:GLU:HA	2.16	0.45
20:AU:17:SER:OG	20:AU:71:LYS:HD3	2.16	0.45
21:AV:110:GLY:HA3	21:AV:144:LEU:O	2.17	0.45

Continued on next page...

Continued from previous page...

Atom-1	Atom-2	Interatomic distance (Å)	Clash overlap (Å)
21:AV:33:LEU:HG	21:AV:34:ASN:N	2.30	0.45
23:AZ:3:LYS:O	23:AZ:12:PRO:HD3	2.16	0.45
1:BA:1207:C:C2	1:BA:1208:C:C5	3.05	0.45
1:BA:1344:G:H4'	1:BA:1384:A:C5	2.51	0.45
1:BA:1425:G:N1	1:BA:1426:G:C2	2.84	0.45
1:BA:1487:G:N2	1:BA:1503:U:C2	2.85	0.45
1:BA:2169:A:N3	1:BA:2169:A:H2'	2.31	0.45
1:BA:2168:G:N2	1:BA:2170:A:O5'	2.47	0.45
1:BA:2537:U:N3	1:BA:2538:C:C4	2.84	0.45
1:BA:2882:A:H5'	13:B0:96:ARG:HG3	1.98	0.45
1:BA:405:U:C2'	1:BA:405:U:O2	2.65	0.45
1:BA:547:A:C5	1:BA:548:A:C6	3.04	0.45
1:BA:860:U:C2	1:BA:2268:A:C8	3.04	0.45
1:BA:1903:G:P	3:BD:241:PRO:HB2	2.56	0.45
3:BD:270:ILE:O	3:BD:271:ILE:HG12	2.17	0.45
6:BG:6:ALA:O	6:BG:9:ARG:N	2.50	0.45
7:BH:4:ILE:HD12	7:BH:6:ARG:CZ	2.47	0.45
7:BH:10:PRO:CG	7:BH:50:VAL:HG13	2.46	0.45
11:BO:61:ARG:HA	30:B8:27:THR:CG2	2.47	0.45
12:BP:33:GLY:HA2	12:BP:105:GLU:CB	2.46	0.45
14:BQ:87:PHE:HE1	14:BQ:102:ALA:HB2	1.76	0.45
20:BU:13:VAL:HG12	20:BU:27:VAL:HG12	1.97	0.45
31:CA:1133:G:H1	31:CA:1141:C:H42	1.64	0.45
31:CA:1130:A:C2	31:CA:1146:A:C4	3.05	0.45
31:CA:1379:G:C6	31:CA:1380:U:O4	2.69	0.45
31:CA:176:C:O2'	31:CA:177:C:H5'	2.17	0.45
31:CA:177:C:O2'	31:CA:178:C:H5'	2.16	0.45
31:CA:960:U:C2	31:CA:1225:A:C5	3.05	0.45
52:CB:38:G:H2'	52:CB:39:U:O4'	2.17	0.45
32:CE:168:THR:OG1	32:CE:192:SER:HB2	2.16	0.45
35:CH:153:LYS:HD3	35:CH:154:GLY:N	2.32	0.45
36:CI:25:ILE:HD12	36:CI:82:ARG:HD3	1.97	0.45
31:CA:35:G:O2'	42:CO:115:SER:O	2.25	0.45
31:CA:950:U:C5	43:CP:102:ARG:NH1	2.84	0.45
44:CQ:12:ARG:C	44:CQ:14:PRO:CD	2.83	0.45
44:CQ:46:GLU:O	44:CQ:50:LYS:HG3	2.16	0.45
46:CS:51:VAL:HG12	46:CS:52:ASP:N	2.31	0.45
31:CA:278:G:OP2	47:CT:41:LYS:HE2	2.17	0.45
49:CV:13:ASP:O	49:CV:16:LEU:N	2.50	0.45
31:DA:1330:U:H5'	31:DA:1331:G:O5'	2.16	0.45
31:DA:474:G:H2'	31:DA:475:G:C8	2.50	0.45

Continued on next page...

Continued from previous page...

Atom-1	Atom-2	Interatomic distance (Å)	Clash overlap (Å)
31:DA:475:G:H2'	31:DA:476:G:C8	2.51	0.45
31:DA:707:C:H2'	31:DA:708:C:H6	1.81	0.45
31:DA:745:C:H2'	31:DA:746:A:C8	2.52	0.45
31:DA:901:A:C5	31:DA:902:G:H1'	2.52	0.45
52:DB:26:C:C5	52:DB:27:G:N2	2.84	0.45
53:DD:52:C:O2	53:DD:65:G:C2	2.69	0.45
32:DE:164:VAL:O	32:DE:186:ALA:HB1	2.16	0.45
32:DE:178:ARG:NH1	32:DE:178:ARG:CG	2.77	0.45
33:DF:124:ILE:O	33:DF:127:ARG:N	2.37	0.45
33:DF:50:ALA:O	33:DF:70:VAL:HG13	2.16	0.45
34:DG:178:VAL:C	34:DG:180:GLY:N	2.70	0.45
49:DV:49:ILE:H	49:DV:62:ILE:HD13	1.80	0.45
50:DW:97:ALA:O	50:DW:99:LEU:HG	2.17	0.45
1:AA:2815:C:O2'	27:A5:43:HIS:CD2	2.69	0.45
27:A5:41:PRO:O	27:A5:44:THR:OG1	2.33	0.45
1:AA:1060:U:N3	1:AA:1088:A:C8	2.81	0.45
1:AA:1145:C:H2'	1:AA:1146:C:H6	1.81	0.45
1:AA:116:C:O2'	1:AA:117:G:H5'	2.15	0.45
1:AA:1385:G:H1'	1:AA:1386:C:C6	2.52	0.45
1:AA:1394:U:C4	1:AA:1395:A:C5	3.05	0.45
1:AA:1441:G:H2'	1:AA:1442:G:C8	2.51	0.45
1:AA:1992:G:H5'	1:AA:1994:C:N4	2.30	0.45
1:AA:2287:A:N6	1:AA:2344:U:C2	2.85	0.45
1:AA:2422:A:C5	1:AA:2424:C:N4	2.84	0.45
1:AA:2455:G:H2'	1:AA:2456:C:C6	2.52	0.45
1:AA:2839:G:H2'	1:AA:2840:C:C6	2.51	0.45
1:AA:2894:G:H2'	1:AA:2895:U:OP2	2.17	0.45
1:AA:539:G:H5'	1:AA:540:G:P	2.56	0.45
1:AA:705:A:H1'	3:AD:9:TYR:CE1	2.52	0.45
4:AE:137:HIS:CB	4:AE:138:PRO:HD2	2.46	0.45
5:AF:114:VAL:HG21	5:AF:202:PHE:CE1	2.52	0.45
6:AG:114:ILE:HD11	6:AG:140:ILE:CD1	2.47	0.45
6:AG:44:GLY:C	6:AG:46:ALA:N	2.67	0.45
6:AG:73:ALA:CB	6:AG:82:LEU:HD11	2.44	0.45
6:AG:83:ARG:CB	6:AG:83:ARG:HH11	2.25	0.45
7:AH:78:GLY:HA2	7:AH:82:GLY:HA3	1.99	0.45
12:AP:21:THR:HG23	12:AP:21:THR:O	2.12	0.45
14:AQ:83:LYS:O	14:AQ:109:GLY:HA3	2.17	0.45
15:AR:35:LYS:O	15:AR:36:GLU:HB2	2.17	0.45
15:AR:93:ARG:NH1	15:AR:93:ARG:HG3	2.21	0.45
20:AU:97:ARG:NE	20:AU:98:VAL:HG23	2.27	0.45

Continued on next page...

Continued from previous page...

Atom-1	Atom-2	Interatomic distance (Å)	Clash overlap (Å)
17:B2:27:ALA:HB3	17:B2:61:VAL:HG21	1.99	0.45
22:B3:36:ILE:HD13	22:B3:36:ILE:N	2.31	0.45
22:B3:50:ASN:C	22:B3:62:LEU:HD12	2.36	0.45
26:B4:36:CYS:HB3	26:B4:41:PRO:HD3	1.98	0.45
1:BA:1060:U:N3	1:BA:1088:A:H8	2.14	0.45
1:BA:1061:U:C4'	1:BA:1070:A:H1'	2.47	0.45
1:BA:1085:A:HO2'	1:BA:1086:A:H8	1.60	0.45
1:BA:1416:G:O2'	1:BA:1417:C:H6	1.98	0.45
1:BA:2144:U:O2'	1:BA:2145:C:C5	2.68	0.45
1:BA:2645:G:N2	1:BA:2767:C:OP2	2.50	0.45
1:BA:466:A:O4'	1:BA:683:C:H4'	2.16	0.45
1:BA:82:G:N2	1:BA:104:U:C5	2.84	0.45
1:BA:841:A:H2'	1:BA:842:G:C8	2.51	0.45
1:BA:845:G:H8	1:BA:845:G:OP2	1.99	0.45
1:BA:993:G:C5	1:BA:994:C:C5	3.04	0.45
3:BD:10:THR:OG1	3:BD:13:ARG:HB2	2.16	0.45
5:BF:118:ALA:O	5:BF:121:GLY:N	2.41	0.45
6:BG:137:GLU:HB3	6:BG:152:LEU:HD22	1.99	0.45
8:BK:69:LYS:HA	8:BK:136:VAL:HG21	1.98	0.45
1:BA:1021:A:OP2	9:BM:65:LYS:NZ	2.48	0.45
10:BN:119:PRO:HB2	15:BR:68:TYR:CD2	2.52	0.45
19:BT:23:GLU:HG3	19:BT:24:GLY:N	2.31	0.45
21:BV:23:LYS:HB3	21:BV:38:TYR:CD1	2.52	0.45
21:BV:60:GLU:O	21:BV:65:GLN:O	2.34	0.45
31:CA:1065:U:C2'	31:CA:1066:C:OP2	2.64	0.45
31:CA:1102:A:H2'	31:CA:1103:C:H5'	1.98	0.45
31:CA:1164:G:C6	31:CA:1173:G:C6	3.04	0.45
1:AA:1919:A:O3'	31:CA:1517:G:H1'	2.16	0.45
31:CA:192:U:O4'	50:CW:103:GLY:HA2	2.17	0.45
31:CA:556:C:H2'	31:CA:557:G:H8	1.82	0.45
33:CF:107:GLN:H	33:CF:107:GLN:CD	2.06	0.45
33:CF:45:LYS:HB2	33:CF:45:LYS:NZ	2.32	0.45
33:CF:94:LEU:HD12	33:CF:94:LEU:C	2.37	0.45
34:CG:72:GLU:O	34:CG:73:ARG:C	2.54	0.45
38:CK:9:MET:CG	38:CK:26:VAL:HG21	2.47	0.45
37:CJ:16:LEU:HD11	39:CL:45:ALA:HB2	1.99	0.45
39:CL:48:GLU:N	39:CL:49:PRO:CD	2.80	0.45
42:CO:82:ILE:HA	42:CO:82:ILE:HD13	1.71	0.45
46:CS:82:GLN:HG2	46:CS:82:GLN:H	1.54	0.45
49:CV:63:THR:OG1	49:CV:65:ASN:ND2	2.49	0.45
31:DA:1015:A:N6	31:DA:1016:A:N1	2.64	0.45

Continued on next page...

Continued from previous page...

Atom-1	Atom-2	Interatomic distance (Å)	Clash overlap (Å)
31:DA:1052:U:C2	31:DA:1200:C:N4	2.85	0.45
31:DA:1117:G:H4'	39:DL:104:ARG:NH1	2.32	0.45
31:DA:1057:G:C5	31:DA:1204:A:C2	3.05	0.45
31:DA:1321:C:C3'	31:DA:1322:C:H5''	2.41	0.45
31:DA:1333:A:C8	31:DA:1334:G:C8	3.05	0.45
31:DA:148:G:O2'	31:DA:149:A:H5'	2.16	0.45
31:DA:686:U:H2'	31:DA:687:A:C8	2.51	0.45
31:DA:826:C:H2'	31:DA:827:U:C6	2.52	0.45
31:DA:914:A:C2'	31:DA:915:A:H5'	2.47	0.45
31:DA:997:U:H2'	31:DA:998:G:H8	1.76	0.45
52:DB:21:A:H2'	52:DB:22:G:C5'	2.47	0.45
53:DC:48:U:H4'	53:DC:49:C:H5'	1.98	0.45
53:DC:50:G:N1	53:DC:51:U:C2	2.84	0.45
53:DC:72:C:O5'	53:DC:72:C:H6	1.99	0.45
53:DD:19:G:H4'	53:DD:61:U:O2	2.16	0.45
1:BA:2169:A:C8	53:DD:57:C:C2	3.04	0.45
32:DE:141:GLU:O	32:DE:145:LEU:HB2	2.17	0.45
32:DE:87:ARG:NH1	32:DE:220:ASP:OD1	2.26	0.45
32:DE:233:SER:HB3	32:DE:234:PRO:CD	2.42	0.45
36:DI:81:ILE:HG22	36:DI:82:ARG:N	2.32	0.45
31:DA:189:U:C4	47:DT:72:ARG:NH2	2.85	0.45
16:A1:92:ARG:NH1	16:A1:94:ASN:ND2	2.63	0.45
26:A4:14:ILE:HG23	26:A4:15:ILE:N	2.31	0.45
6:AG:5:VAL:H	26:A4:25:TYR:HE2	1.65	0.45
26:A4:48:ARG:HD2	26:A4:48:ARG:HA	1.76	0.45
1:AA:1095:A:C2'	1:AA:1095:A:N3	2.79	0.45
1:AA:1168:G:O2'	1:AA:1169:G:H5'	2.17	0.45
1:AA:2014:A:H2'	1:AA:2015:A:C8	2.52	0.45
1:AA:2213:U:C1'	23:AZ:52:ARG:NH2	2.80	0.45
1:AA:2275:C:O2	12:AP:85:LYS:CG	2.64	0.45
1:AA:2283:C:C2'	1:AA:2284:C:H5'	2.47	0.45
1:AA:2543:G:N3	1:AA:2765:A:H2'	2.31	0.45
1:AA:2689:U:H4'	1:AA:2690:C:OP2	2.17	0.45
1:AA:2716:U:O2'	1:AA:2717:G:H5'	2.16	0.45
1:AA:2776:A:H4'	1:AA:2777:G:H5''	1.98	0.45
1:AA:306:U:H2'	1:AA:307:G:O4'	2.16	0.45
1:AA:67:U:H2'	1:AA:68:G:C8	2.51	0.45
1:AA:68:G:H2'	1:AA:69:C:C6	2.52	0.45
2:AB:59:A:C5	2:AB:60:C:C5	3.05	0.45
1:AA:321:G:C4	5:AF:165:ARG:NH1	2.85	0.45
5:AF:34:TRP:HA	11:AO:6:LEU:HG	1.99	0.45

Continued on next page...

Continued from previous page...

Atom-1	Atom-2	Interatomic distance (Å)	Clash overlap (Å)
6:AG:48:GLU:HA	6:AG:48:GLU:OE2	2.17	0.45
1:AA:2467:C:C4'	12:AP:123:HIS:CG	2.99	0.45
21:AV:6:LYS:O	21:AV:7:ALA:HB2	2.17	0.45
21:AV:76:LEU:N	21:AV:76:LEU:CD2	2.80	0.45
24:AW:4:SER:N	24:AW:7:ARG:HG3	2.31	0.45
13:B0:37:THR:CG2	13:B0:40:LYS:HB2	2.40	0.45
17:B2:89:GLN:HE21	17:B2:90:PRO:HD2	1.81	0.45
6:BG:67:LYS:HD2	26:B4:6:HIS:NE2	2.32	0.45
1:BA:1012:U:O4	9:BM:25:ARG:HD3	2.15	0.45
1:BA:1533:C:H3'	1:BA:1534:G:O4'	2.17	0.45
1:BA:2135:A:H62	1:BA:2156:G:N2	2.15	0.45
1:BA:2140:C:O2	1:BA:2151:G:N1	2.42	0.45
1:BA:221:A:N6	1:BA:265:A:C8	2.85	0.45
1:BA:9:U:C4	1:BA:2629:A:N1	2.84	0.45
1:BA:2699:C:H2'	1:BA:2700:C:O4'	2.17	0.45
1:BA:2784:C:H1'	4:BE:37:ARG:HH21	1.82	0.45
1:BA:342:G:C5	1:BA:343:C:C5	3.05	0.45
1:BA:224:G:N7	1:BA:420:C:H4'	2.32	0.45
1:BA:483:A:H4'	20:BU:49:VAL:CA	2.32	0.45
1:BA:753:C:O5'	1:BA:753:C:H6	1.98	0.45
1:BA:895:U:H4'	1:BA:896:A:C5	2.52	0.45
1:BA:996:A:C2	1:BA:997:G:C8	3.05	0.45
4:BE:105:THR:OG1	4:BE:199:ARG:NH2	2.45	0.45
5:BF:102:PRO:O	5:BF:105:VAL:N	2.48	0.45
6:BG:125:PHE:HB3	6:BG:166:ASP:HB2	1.97	0.45
6:BG:138:GLN:HE22	6:BG:153:ARG:N	2.15	0.45
8:BK:77:LEU:HG	8:BK:78:THR:N	2.32	0.45
10:BN:43:VAL:HG23	10:BN:56:ASP:O	2.17	0.45
14:BQ:51:ALA:HB3	14:BQ:73:LEU:HD23	1.98	0.45
14:BQ:89:ARG:O	14:BQ:90:GLY:C	2.55	0.45
21:BV:115:GLY:HA2	21:BV:177:PRO:HD3	1.98	0.45
31:CA:1115:C:H2'	31:CA:1116:C:H6	1.82	0.45
31:CA:1318:A:H5''	49:CV:10:PHE:CD2	2.51	0.45
31:CA:134:A:H1'	31:CA:325:A:C5	2.52	0.45
31:CA:1442:G:C5	31:CA:1446:A:C6	3.05	0.45
31:CA:250:A:H4'	31:CA:251:G:O5'	2.17	0.45
31:CA:353:A:C2'	31:CA:354:G:OP2	2.64	0.45
52:CB:50:A:N1	52:CB:52:U:H5''	2.32	0.45
52:CB:77:C:C4	52:CB:78:C:C4	3.04	0.45
53:CD:5:G:N2	53:CD:70:C:C2	2.84	0.45
32:CE:124:SER:HB2	32:CE:125:PRO:CD	2.46	0.45

Continued on next page...

Continued from previous page...

Atom-1	Atom-2	Interatomic distance (Å)	Clash overlap (Å)
32:CE:192:SER:OG	32:CE:193:ASP:N	2.49	0.45
32:CE:189:ASP:OD1	32:CE:205:ASP:OD2	2.34	0.45
33:CF:47:LEU:HA	33:CF:47:LEU:HD12	1.76	0.45
35:CH:57:LYS:HB2	35:CH:61:TYR:HE2	1.82	0.45
37:CJ:87:VAL:HG11	37:CJ:155:ARG:HA	1.99	0.45
31:CA:130:A:O4'	47:CT:63:ARG:HD3	2.16	0.45
31:DA:1347:G:O2'	31:DA:1373:G:O6	2.28	0.45
31:DA:161:A:C6	31:DA:162:A:C6	3.04	0.45
31:DA:986:A:H2'	31:DA:987:G:O4'	2.16	0.45
52:DB:45:U:C2'	52:DB:46:G:H5''	2.46	0.45
34:DG:31:CYS:O	34:DG:31:CYS:SG	2.75	0.45
34:DG:49:ARG:HE	34:DG:49:ARG:HA	1.82	0.45
37:DJ:146:GLU:HA	37:DJ:146:GLU:OE2	2.16	0.45
38:DK:109:ILE:HD11	38:DK:111:ILE:HG12	1.98	0.45
38:DK:11:THR:HG22	38:DK:15:ASN:ND2	2.32	0.45
40:DM:22:LYS:HE2	40:DM:90:LEU:HD11	1.98	0.45
42:DO:111:LYS:HB3	42:DO:111:LYS:HZ3	1.80	0.45
49:DV:8:GLY:O	49:DV:9:VAL:CB	2.62	0.45
50:DW:67:ALA:HA	50:DW:73:HIS:HA	1.98	0.45
26:A4:62:ARG:O	26:A4:62:ARG:HG3	2.14	0.45
1:AA:1060:U:N3	1:AA:1088:A:H8	2.15	0.45
1:AA:1535:U:N3	1:AA:1537:C:C1'	2.80	0.45
1:AA:2320:A:C8	1:AA:2333:A:N6	2.85	0.45
1:AA:2639:A:H1'	1:AA:2778:A:C2	2.52	0.45
1:AA:360:G:C2'	1:AA:361:G:H5'	2.47	0.45
1:AA:537:C:H3'	1:AA:539:G:H8	1.82	0.45
1:AA:525:U:H5'	1:AA:556:G:OP1	2.17	0.45
1:AA:71:A:OP2	1:AA:112:U:O2'	2.29	0.45
1:AA:840:C:H2'	1:AA:841:A:C8	2.52	0.45
1:AA:905:U:C3'	1:AA:906:G:H5''	2.47	0.45
1:AA:848:G:O6	1:AA:929:G:H2'	2.17	0.45
2:AB:21:G:N2	2:AB:63:G:C4	2.84	0.45
6:AG:117:PHE:CZ	6:AG:119:GLY:HA2	2.52	0.45
6:AG:182:LYS:HD3	6:AG:182:LYS:HA	1.73	0.45
1:AA:1138:G:N2	9:AM:106:MET:HE3	2.20	0.45
9:AM:133:GLN:C	9:AM:134:ARG:HG2	2.37	0.45
10:AN:22:ILE:HD12	10:AN:22:ILE:HA	1.46	0.45
1:AA:2404:C:C1'	11:AO:67:MET:HE3	2.21	0.45
12:AP:105:GLU:O	12:AP:105:GLU:HG2	2.17	0.45
14:AQ:56:LEU:O	14:AQ:58:LEU:HD22	2.16	0.45
15:AR:1:MET:O	15:AR:2:ASN:C	2.53	0.45

Continued on next page...

Continued from previous page...

Atom-1	Atom-2	Interatomic distance (Å)	Clash overlap (Å)
21:AV:34:ASN:OD1	21:AV:34:ASN:C	2.55	0.45
16:B1:49:HIS:HA	16:B1:52:ARG:HB2	1.99	0.45
22:B3:36:ILE:H	22:B3:36:ILE:HD12	1.81	0.45
26:B4:53:GLU:O	26:B4:53:GLU:HG3	2.16	0.45
28:B6:26:ASN:O	28:B6:28:ARG:NH1	2.49	0.45
29:B7:36:GLN:HB2	29:B7:36:GLN:HE21	1.63	0.45
1:BA:1104:C:O5'	1:BA:1104:C:H6	2.00	0.45
1:BA:1174:A:H5'	1:BA:1175:U:H5''	1.99	0.45
1:BA:1324:G:N2	1:BA:1331:A:C4	2.85	0.45
1:BA:1392:A:N6	1:BA:1393:A:N6	2.65	0.45
1:BA:1421:G:C2	1:BA:1422:G:N7	2.84	0.45
1:BA:781:A:C2	1:BA:1776:G:N3	2.78	0.45
1:BA:1849:G:H2'	1:BA:1850:G:H8	1.81	0.45
1:BA:2103:C:H2'	1:BA:2104:G:H8	1.81	0.45
1:BA:2213:U:H6	1:BA:2213:U:H3'	1.81	0.45
1:BA:2088:G:C2	1:BA:2232:U:O2	2.70	0.45
1:BA:2335:A:N7	1:BA:2337:G:C5	2.85	0.45
1:BA:2419:U:O5'	1:BA:2419:U:H6	2.00	0.45
1:BA:2419:U:O4	30:B8:31:HIS:CE1	2.69	0.45
1:BA:1669:A:H5''	1:BA:2550:G:OP1	2.17	0.45
1:BA:2749:A:O2'	7:BH:59:ARG:HD3	2.16	0.45
1:BA:27:G:N1	1:BA:512:G:O2'	2.47	0.45
1:BA:295:G:C4	1:BA:344:G:N2	2.85	0.45
1:BA:64:A:O3'	19:BT:71:GLY:HA3	2.17	0.45
1:BA:68:G:C2'	1:BA:69:C:O5'	2.65	0.45
1:BA:751:A:C6	1:BA:789:A:C5	3.04	0.45
1:BA:779:U:OP1	3:BD:49:ILE:CG2	2.64	0.45
5:BF:53:THR:HG23	5:BF:55:GLY:N	2.25	0.45
7:BH:86:GLU:N	7:BH:86:GLU:CD	2.69	0.45
8:BK:131:LYS:HA	8:BK:132:PRO:O	2.17	0.45
11:BO:146:VAL:HG22	11:BO:147:LEU:HD12	1.98	0.45
1:BA:1190:G:OP1	11:BO:32:THR:HA	2.17	0.45
12:BP:54:MET:HE1	12:BP:64:ILE:HG23	1.98	0.45
15:BR:100:TYR:HB3	15:BR:103:ARG:NH1	2.32	0.45
15:BR:74:ARG:NH1	15:BR:74:ARG:CG	2.58	0.45
21:BV:62:PRO:O	21:BV:63:ASP:HB3	2.17	0.45
31:CA:1125:U:O4	40:CM:5:ARG:CD	2.65	0.45
31:CA:1250:A:N3	31:CA:1370:G:O2'	2.44	0.45
31:CA:1347:G:OP2	39:CL:107:ARG:HG2	2.17	0.45
31:CA:266:G:O5'	31:CA:267:C:H5	1.99	0.45
31:CA:58:C:N3	31:CA:354:G:O6	2.49	0.45

Continued on next page...

Continued from previous page...

Atom-1	Atom-2	Interatomic distance (Å)	Clash overlap (Å)
31:CA:629:G:N1	31:CA:630:G:C6	2.85	0.45
31:CA:797:C:O2'	31:CA:798:G:H5'	2.16	0.45
31:CA:812:C:H1'	31:CA:813:U:OP2	2.16	0.45
31:CA:903:G:H2'	31:CA:904:C:H6	1.82	0.45
53:CC:66:C:O2'	53:CC:67:C:H5'	2.16	0.45
53:CD:18:C:O2	53:CD:18:C:H3'	2.16	0.45
53:CD:8:U:H1'	53:CD:49:C:H1'	1.97	0.45
53:CD:6:G:H2'	53:CD:7:G:C8	2.51	0.45
32:CE:7:VAL:HG21	32:CE:217:ARG:NH2	2.32	0.45
35:CH:57:LYS:H	35:CH:57:LYS:HG2	1.62	0.45
47:CT:45:HIS:CD2	47:CT:65:ILE:HG12	2.52	0.45
50:CW:38:LYS:O	50:CW:39:LYS:C	2.56	0.45
31:DA:1127:G:H1	31:DA:1144:G:H1	1.64	0.45
31:DA:960:U:N3	31:DA:1225:A:C4	2.75	0.45
31:DA:1316:G:N2	31:DA:1319:A:OP2	2.50	0.45
31:DA:250:A:C1'	31:DA:251:G:OP2	2.60	0.45
31:DA:438:G:H4'	34:DG:123:HIS:ND1	2.31	0.45
31:DA:449:C:O4'	31:DA:449:C:O2	2.34	0.45
31:DA:615:C:C2	31:DA:616:G:C8	3.05	0.45
32:DE:147:LYS:HZ3	32:DE:147:LYS:HA	1.82	0.45
32:DE:69:LEU:HD23	32:DE:69:LEU:C	2.37	0.45
33:DF:39:ILE:O	33:DF:43:LEU:HB2	2.16	0.45
34:DG:138:TYR:CD2	34:DG:138:TYR:C	2.90	0.45
39:DL:97:LYS:HG3	39:DL:98:PRO:N	2.31	0.45
47:DT:44:ALA:HA	47:DT:71:PHE:O	2.16	0.45
13:A0:74:LYS:H	13:A0:74:LYS:HG2	1.42	0.45
1:AA:1056:G:H2'	1:AA:1056:G:OP2	2.17	0.45
1:AA:1241:A:H2'	1:AA:1242:A:O5'	2.16	0.45
1:AA:1538:G:O5'	1:AA:1538:G:H8	2.00	0.45
1:AA:1649:G:C6	1:AA:2009:G:O6	2.70	0.45
1:AA:1694:C:C6	1:AA:1694:C:H5'	2.50	0.45
1:AA:1795:C:C4	1:AA:1796:U:C5	3.05	0.45
1:AA:2038:G:H2'	1:AA:2039:C:O4'	2.17	0.45
1:AA:218:A:C2	1:AA:235:U:H4'	2.52	0.45
1:AA:242:G:H5'	30:A8:62:LEU:HD21	1.96	0.45
1:AA:2517:C:C6	1:AA:2542:A:N7	2.85	0.45
1:AA:2544:G:O5'	1:AA:2544:G:H8	1.99	0.45
1:AA:2639:A:H2'	1:AA:2640:G:O4'	2.17	0.45
1:AA:2726:U:HO2'	1:AA:2727:G:H8	1.65	0.45
1:AA:2740:A:C6	1:AA:2764:A:C8	3.05	0.45
3:AD:25:THR:CG2	3:AD:26:LYS:HD2	2.47	0.45

Continued on next page...

Continued from previous page...

Atom-1	Atom-2	Interatomic distance (Å)	Clash overlap (Å)
1:AA:2032:G:O2'	4:AE:145:LYS:HE3	2.17	0.45
4:AE:38:THR:C	4:AE:40:GLU:H	2.19	0.45
6:AG:11:TYR:CE2	6:AG:16:ARG:HD2	2.52	0.45
1:AA:2312:U:O2	6:AG:42:GLY:HA3	2.16	0.45
7:AH:152:ARG:HB3	7:AH:153:LYS:HZ3	1.82	0.45
7:AH:26:VAL:HG12	7:AH:79:VAL:HG21	1.99	0.45
9:AM:51:PHE:CE2	9:AM:119:ARG:HG2	2.52	0.45
9:AM:132:ALA:HB1	9:AM:133:GLN:NE2	2.32	0.45
1:AA:627:A:H62	11:AO:84:ASN:HD21	1.64	0.45
21:AV:98:MET:HE3	21:AV:100:VAL:HG22	1.99	0.45
13:B0:84:ALA:N	13:B0:85:PRO:CD	2.79	0.45
17:B2:21:ARG:HG3	17:B2:21:ARG:HH11	1.82	0.45
22:B3:26:TYR:O	22:B3:29:GLN:HB2	2.16	0.45
1:BA:101:G:H2'	1:BA:102:G:OP1	2.17	0.45
1:BA:1058:U:H2'	1:BA:1059:G:C8	2.51	0.45
1:BA:1217:C:OP1	16:B1:15:LYS:NZ	2.32	0.45
1:BA:1531:C:N4	1:BA:1540:G:H1	2.13	0.45
1:BA:1759:A:H4'	1:BA:2715:C:O4'	2.17	0.45
1:BA:2360:A:H2'	1:BA:2361:A:O4'	2.17	0.45
1:BA:319:C:O2'	1:BA:320:A:H5'	2.17	0.45
1:BA:856:C:C2'	1:BA:857:C:O5'	2.65	0.45
1:BA:886:C:O2'	1:BA:887:A:O5'	2.32	0.45
1:BA:997:G:C2	1:BA:998:C:C6	3.05	0.45
3:BD:94:LEU:HG	3:BD:104:TYR:CE2	2.51	0.45
3:BD:94:LEU:HA	3:BD:94:LEU:HD23	1.69	0.45
4:BE:125:GLY:HA3	4:BE:134:ILE:HD13	1.99	0.45
4:BE:47:VAL:HG11	4:BE:49:LEU:CD2	2.41	0.45
4:BE:36:ARG:NH2	4:BE:88:GLY:CA	2.80	0.45
6:BG:76:SER:OG	6:BG:82:LEU:O	2.31	0.45
8:BK:8:PRO:HD3	8:BK:15:VAL:CG2	2.47	0.45
10:BN:7:TYR:HE1	10:BN:20:MET:HB2	1.79	0.45
10:BN:2:ILE:HB	10:BN:33:ALA:HB3	1.99	0.45
11:BO:15:ARG:CB	11:BO:15:ARG:NH1	2.75	0.45
1:BA:2292:C:OP1	14:BQ:17:ARG:NH2	2.50	0.45
18:BS:59:VAL:CG1	18:BS:60:ASN:N	2.80	0.45
18:BS:95:ILE:O	18:BS:95:ILE:HG13	2.17	0.45
21:BV:8:TYR:HA	21:BV:62:PRO:CD	2.47	0.45
31:CA:1031:G:C4	31:CA:1032:A:C8	3.05	0.45
31:CA:1154:G:C2'	31:CA:1155:G:H5'	2.47	0.45
31:CA:1342:C:H2'	31:CA:1343:G:H8	1.81	0.45
31:CA:160:A:N1	31:CA:161:A:C2	2.84	0.45

Continued on next page...

Continued from previous page...

Atom-1	Atom-2	Interatomic distance (Å)	Clash overlap (Å)
31:CA:148:G:N2	31:CA:175:C:O2	2.50	0.45
31:CA:197:A:N7	31:CA:221:C:H4'	2.31	0.45
31:CA:64:G:H4'	31:CA:65:U:H5'	1.98	0.45
31:CA:712:A:C6	31:CA:713:G:C6	3.04	0.45
31:CA:903:G:H2'	31:CA:904:C:C6	2.51	0.45
32:CE:61:LEU:CD1	32:CE:66:GLY:HA3	2.43	0.45
33:CF:108:ASN:OD1	33:CF:109:PRO:HD2	2.17	0.45
33:CF:149:ALA:HA	33:CF:201:TYR:O	2.17	0.45
33:CF:152:ILE:HG12	33:CF:167:TRP:HB2	1.99	0.45
34:CG:10:ARG:CB	34:CG:10:ARG:NH1	2.77	0.45
34:CG:110:PHE:CE2	34:CG:148:VAL:HG23	2.52	0.45
38:CK:80:ILE:HG22	38:CK:137:VAL:CG1	2.46	0.45
38:CK:21:LYS:O	38:CK:65:TYR:OH	2.31	0.45
41:CN:59:TYR:CE2	41:CN:63:LEU:HD11	2.52	0.45
41:CN:41:THR:HG21	41:CN:71:LYS:CB	2.47	0.45
43:CP:40:ASN:HD21	43:CP:42:ALA:HB3	1.81	0.45
45:CR:54:ARG:O	45:CR:57:LEU:HB2	2.16	0.45
31:DA:530:G:O6	54:D1:21:U:H1'	2.16	0.45
31:DA:1118:C:H2'	31:DA:1119:C:O4'	2.17	0.45
31:DA:1240:U:H3'	31:DA:1241:G:C5'	2.47	0.45
31:DA:1281:U:H3'	31:DA:1282:C:H5	1.82	0.45
31:DA:407:G:C6	31:DA:408:A:C6	3.05	0.45
31:DA:438:G:H1'	31:DA:494:U:O4	2.16	0.45
31:DA:719:C:O2'	48:DU:49:LYS:HB3	2.16	0.45
31:DA:665:A:H1'	31:DA:733:A:O4'	2.16	0.45
53:DD:22:A:H2	53:DD:47:G:H2'	1.80	0.45
32:DE:12:GLU:HB2	32:DE:16:HIS:HD1	1.82	0.45
32:DE:55:PHE:HD1	32:DE:58:ILE:HD12	1.82	0.45
32:DE:96:ARG:O	32:DE:98:LEU:HD23	2.16	0.45
34:DG:8:VAL:CG1	34:DG:21:LEU:HD22	2.47	0.45
37:DJ:60:LYS:HA	37:DJ:60:LYS:HD2	1.78	0.45
40:DM:75:ILE:HG13	40:DM:76:ASN:N	2.32	0.45
40:DM:8:LEU:HG	40:DM:96:ILE:HG23	1.99	0.45
41:DN:48:ILE:HG12	41:DN:64:ALA:N	2.32	0.45
45:DR:3:ILE:HG22	45:DR:38:ARG:NH2	2.32	0.45
47:DT:67:LYS:O	47:DT:68:ARG:HB3	2.17	0.45
49:DV:27:GLU:O	49:DV:47:HIS:CE1	2.69	0.45
16:A1:60:LEU:HD22	16:A1:60:LEU:C	2.37	0.45
16:A1:90:VAL:HG12	16:A1:91:ASP:N	2.30	0.45
16:A1:92:ARG:HD2	17:A2:11:GLN:HB2	1.99	0.45
17:A2:52:VAL:O	17:A2:52:VAL:HG22	2.17	0.45

Continued on next page...

Continued from previous page...

Atom-1	Atom-2	Interatomic distance (Å)	Clash overlap (Å)
22:A3:27:GLU:HA	22:A3:67:VAL:O	2.17	0.45
26:A4:56:VAL:HG11	49:CV:64:GLU:OE1	2.17	0.45
30:A8:59:LYS:HB2	30:A8:59:LYS:HZ3	1.77	0.45
1:AA:1094:U:O2'	1:AA:1096:A:P	2.75	0.45
1:AA:1544:C:O2	1:AA:1544:C:H2'	2.15	0.45
1:AA:1649:G:C6	1:AA:2009:G:C6	3.05	0.45
1:AA:2119:A:C5	1:AA:2171:A:H2	2.34	0.45
1:AA:2480:C:H5'	1:AA:2481:G:OP2	2.17	0.45
1:AA:248:G:H5'	1:AA:250:G:N7	2.32	0.45
1:AA:2578:G:H4'	1:AA:2578:G:OP2	2.17	0.45
1:AA:515:A:C2'	1:AA:516:C:H5'	2.47	0.45
1:AA:519:U:H5''	18:AS:25:ARG:NH2	2.32	0.45
1:AA:610:C:H2'	1:AA:611:C:H6	1.81	0.45
3:AD:237:GLU:HA	3:AD:237:GLU:OE2	2.17	0.45
4:AE:201:THR:CG2	4:AE:202:LYS:N	2.80	0.45
8:AK:124:GLY:H	8:AK:142:VAL:HG23	1.83	0.45
9:AM:46:VAL:HG11	9:AM:48:MET:CG	2.47	0.45
1:AA:2415:G:C4'	11:AO:67:MET:H	2.12	0.45
20:AU:45:VAL:HG12	20:AU:60:PHE:CD1	2.51	0.45
13:B0:51:LEU:HD13	13:B0:70:LEU:HD21	1.99	0.45
28:B6:15:GLU:HG2	28:B6:16:CYS:N	2.30	0.45
1:BA:1062:G:H8	1:BA:1062:G:OP1	1.99	0.45
1:BA:1097:U:H2'	1:BA:1098:A:O4'	2.17	0.45
1:BA:1257:C:O2'	5:BF:84:VAL:HG23	2.17	0.45
1:BA:1841:U:H2'	1:BA:1842:G:C8	2.52	0.45
1:BA:2209:C:C2	1:BA:2216:G:N1	2.84	0.45
1:BA:270:A:H5''	23:BZ:98:LEU:HD22	1.99	0.45
1:BA:2726:U:HO2'	1:BA:2727:G:H8	1.65	0.45
1:BA:534:U:H5'	16:B1:42:ALA:HB1	1.99	0.45
1:BA:586:A:HO2'	1:BA:671:C:HO2'	1.62	0.45
1:BA:718:A:H2'	1:BA:719:C:O4'	2.17	0.45
1:BA:780:G:N2	1:BA:783:A:H62	2.10	0.45
1:BA:828:U:C3'	1:BA:828:U:O2	2.65	0.45
1:BA:860:U:N3	1:BA:2268:A:C8	2.85	0.45
2:BB:30:C:H2'	2:BB:31:C:H5'	1.98	0.45
2:BB:89(A):A:C8	2:BB:90:C:H1'	2.52	0.45
4:BE:167:VAL:HG12	4:BE:170:LEU:HD11	1.98	0.45
6:BG:114:ILE:HG22	6:BG:115:ARG:O	2.16	0.45
7:BH:87:LEU:HA	7:BH:163:TYR:O	2.17	0.45
11:BO:147:LEU:CD2	11:BO:148:LEU:N	2.80	0.45
12:BP:102:VAL:O	12:BP:103:MET:C	2.55	0.45

Continued on next page...

Continued from previous page...

Atom-1	Atom-2	Interatomic distance (Å)	Clash overlap (Å)
12:BP:26:TYR:CE1	12:BP:139:GLU:HG3	2.49	0.45
15:BR:106:SER:C	15:BR:107:ASP:OD1	2.55	0.45
24:BW:9:GLN:O	24:BW:13:ALA:CB	2.65	0.45
24:BW:46:GLN:HB2	24:BW:49:LYS:NZ	2.32	0.45
31:CA:1378:C:N3	31:CA:1379:G:H1'	2.31	0.45
31:CA:1403:C:O2'	31:CA:1404:C:H5'	2.16	0.45
31:CA:1501:C:N4	31:CA:1504:G:C2	2.85	0.45
31:CA:859:A:H2'	31:CA:860:A:O4'	2.17	0.45
31:CA:97:U:H2'	31:CA:99:C:C6	2.52	0.45
52:CB:35:G:H8	52:CB:35:G:O5'	1.99	0.45
53:CD:21:U:C2'	53:CD:22:A:H5''	2.47	0.45
34:CG:170:VAL:CG2	34:CG:171:GLY:H	2.21	0.45
38:CK:7:ALA:HB2	38:CK:85:ARG:CD	2.46	0.45
44:CQ:23:ARG:NH1	44:CQ:30:ALA:HB2	2.32	0.45
31:DA:1241:G:H2'	31:DA:1242:C:C6	2.52	0.45
31:DA:1477:C:O2'	31:DA:1478:C:H5'	2.16	0.45
31:DA:153:C:H2'	31:DA:154:C:C6	2.52	0.45
31:DA:245:C:C2	31:DA:284:G:C2	3.05	0.45
31:DA:160:A:O2'	31:DA:344:A:N6	2.50	0.45
31:DA:374:A:C6	31:DA:375:U:C4	3.04	0.45
53:DD:55:U:C4	53:DD:56:U:H5	2.35	0.45
53:DD:7:G:H3'	53:DD:8:U:H5'	1.99	0.45
35:DH:43:LEU:HD21	35:DH:133:TYR:CD1	2.52	0.45
37:DJ:15:ASP:O	37:DJ:19:GLY:HA2	2.16	0.45
37:DJ:22:LEU:HD23	37:DJ:62:PHE:CE2	2.50	0.45
42:DO:24:VAL:CG1	42:DO:26:ALA:HB2	2.43	0.45
31:DA:1319:A:OP1	49:DV:10:PHE:CG	2.70	0.45
28:A6:28:ARG:NH1	28:A6:29:ASN:OD1	2.50	0.44
1:AA:1057:A:C8	1:AA:1086:A:H2'	2.52	0.44
1:AA:1142(A):A:N7	1:AA:1144:G:C6	2.85	0.44
1:AA:1161:C:O2'	17:A2:8:GLY:CA	2.66	0.44
1:AA:128:C:H2'	1:AA:129:C:H6	1.82	0.44
1:AA:1394:U:C4	1:AA:1395:A:C6	3.05	0.44
1:AA:1564:C:O2'	1:AA:1565:C:H5'	2.17	0.44
1:AA:46:C:OP2	1:AA:215:G:H2'	2.17	0.44
1:AA:2243:U:H2'	1:AA:2244:U:C6	2.52	0.44
1:AA:2314:C:O2'	1:AA:2315:G:H5'	2.17	0.44
1:AA:2348:U:C2'	1:AA:2349:G:H5'	2.47	0.44
1:AA:250:G:H2'	1:AA:251:A:C8	2.52	0.44
1:AA:2511:U:O4	1:AA:2575:C:N3	2.50	0.44
1:AA:2605:U:H2'	1:AA:2606:C:C6	2.52	0.44

Continued on next page...

Continued from previous page...

Atom-1	Atom-2	Interatomic distance (Å)	Clash overlap (Å)
1:AA:2732:G:H3'	1:AA:2733:A:O4'	2.17	0.44
1:AA:2820:A:H1'	13:A0:3:HIS:CD2	2.52	0.44
1:AA:2864:G:C6	1:AA:2865:U:N3	2.86	0.44
1:AA:2898:U:H2'	1:AA:2899:G:H8	1.80	0.44
1:AA:60:G:C8	1:AA:63:U:C5	3.05	0.44
1:AA:690:G:H2'	1:AA:691:C:C6	2.52	0.44
1:AA:883:G:H2'	1:AA:884:C:O4'	2.17	0.44
1:AA:930:U:O4'	1:AA:930:U:O2	2.32	0.44
2:AB:89(A):A:C5	2:AB:90:C:H1'	2.51	0.44
11:AO:52:GLU:OE1	11:AO:55:ARG:NH1	2.50	0.44
18:AS:86:LEU:HD12	18:AS:87:PRO:N	2.31	0.44
18:AS:88:ARG:NH1	18:AS:94:ASP:OD1	2.49	0.44
1:AA:58:G:H5'	19:AT:74:PRO:HB3	1.98	0.44
24:AW:8:LYS:HE3	24:AW:8:LYS:HB2	1.54	0.44
25:AX:9:VAL:HG11	25:AX:55:ARG:NH1	2.32	0.44
13:B0:103:ARG:HD2	13:B0:108:GLY:O	2.17	0.44
26:B4:31:ILE:HG22	26:B4:32:TYR:CD1	2.52	0.44
26:B4:38:LYS:C	26:B4:40:HIS:N	2.70	0.44
1:BA:1196:C:O4'	1:BA:1227:A:C2	2.70	0.44
1:BA:1450:C:N3	1:BA:1451:C:N4	2.66	0.44
1:BA:1914:C:H2'	1:BA:1915:U:O4'	2.17	0.44
1:BA:9:U:O4	1:BA:2629:A:C6	2.69	0.44
1:BA:646:A:H2'	1:BA:647:G:O4'	2.17	0.44
1:BA:696:G:C4	1:BA:697:C:C5	3.05	0.44
1:BA:706:A:H2'	1:BA:707:G:O4'	2.16	0.44
1:BA:754:C:H2'	1:BA:755:C:C6	2.51	0.44
1:BA:76:C:O3'	24:BW:59:ARG:HG3	2.17	0.44
1:BA:920:G:H2'	1:BA:921:G:H8	1.82	0.44
2:BB:29:A:C2	2:BB:56:G:N1	2.86	0.44
2:BB:3:C:H2'	2:BB:3:C:O2	2.16	0.44
3:BD:218:ARG:HB3	3:BD:219:PRO:HD2	1.98	0.44
3:BD:5:LYS:HB2	3:BD:5:LYS:HZ3	1.77	0.44
4:BE:26:ILE:HG22	4:BE:28:ALA:N	2.31	0.44
5:BF:178:PRO:HB2	5:BF:201:VAL:CG1	2.38	0.44
5:BF:38:ARG:HH11	5:BF:38:ARG:HG3	1.82	0.44
6:BG:67:LYS:HB3	26:B4:6:HIS:CD2	2.49	0.44
9:BM:102:ALA:O	9:BM:106:MET:HG3	2.16	0.44
1:BA:2684:U:C1'	10:BN:70:LYS:HD3	2.47	0.44
11:BO:135:LEU:O	11:BO:139:LYS:HB2	2.17	0.44
11:BO:58:THR:O	11:BO:58:THR:CG2	2.62	0.44
14:BQ:3:ARG:HD2	14:BQ:4:LEU:H	1.82	0.44

Continued on next page...

Continued from previous page...

Atom-1	Atom-2	Interatomic distance (Å)	Clash overlap (Å)
18:BS:62:HIS:HB2	18:BS:64:MET:HG3	1.99	0.44
18:BS:70:TYR:H	18:BS:70:TYR:HD2	1.64	0.44
21:BV:129:SER:HB2	21:BV:131:ARG:HD3	1.98	0.44
21:BV:175:VAL:O	21:BV:177:PRO:CD	2.55	0.44
24:BW:16:LEU:N	24:BW:16:LEU:HD12	2.31	0.44
23:BZ:95:LEU:O	23:BZ:97:LEU:N	2.50	0.44
31:CA:1016:A:H8	31:CA:1016:A:O5'	2.00	0.44
31:CA:1083:U:H5	31:CA:1084:G:C6	2.34	0.44
31:CA:1237:C:C5	31:CA:1336:C:C5	3.05	0.44
31:CA:1310:G:O2'	31:CA:1311:G:H5'	2.17	0.44
31:CA:360:A:H2'	31:CA:361:G:O4'	2.18	0.44
31:CA:41:G:C2	31:CA:402:G:C2	3.05	0.44
52:CB:42:U:H3'	52:CB:43:A:H8	1.82	0.44
32:CE:198:ASP:HA	38:CK:68:ARG:NH2	2.31	0.44
33:CF:189:ALA:O	33:CF:190:ARG:C	2.55	0.44
31:CA:405:U:O4	34:CG:2:GLY:N	2.49	0.44
31:DA:1028(B):C:H3'	31:DA:1029:G:C5'	2.47	0.44
31:DA:1133:G:C4	31:DA:1134:G:C8	3.05	0.44
31:DA:1337:G:H4'	31:DA:1338:G:OP1	2.18	0.44
31:DA:219:C:H2'	31:DA:220:G:O4'	2.17	0.44
31:DA:1054:C:N4	52:DB:35:G:C1'	2.80	0.44
34:DG:22:LYS:HG3	34:DG:26:CYS:SG	2.57	0.44
35:DH:100:VAL:CG2	35:DH:118:ILE:HG22	2.48	0.44
31:DA:1118:C:P	39:DL:104:ARG:HD2	2.57	0.44
40:DM:22:LYS:CD	40:DM:26:ALA:HB2	2.41	0.44
42:DO:120:TYR:CD2	42:DO:120:TYR:N	2.86	0.44
42:DO:60:LEU:HD21	42:DO:66:VAL:HG22	1.98	0.44
17:A2:89:GLN:HE21	17:A2:89:GLN:CA	2.24	0.44
17:A2:62:LEU:HB2	17:A2:93:GLU:O	2.16	0.44
22:A3:69:PHE:CE2	22:A3:79:VAL:CG2	3.00	0.44
26:A4:37:SER:CB	26:A4:42:PHE:CD1	3.01	0.44
1:AA:1085:A:N3	1:AA:1086:A:N7	2.65	0.44
1:AA:1125:G:C6	1:AA:1126:A:N6	2.85	0.44
1:AA:1210:A:H5'	1:AA:1212:G:O4'	2.18	0.44
1:AA:1632:A:C6	1:AA:1633:G:C6	3.06	0.44
1:AA:2102:U:H3	1:AA:2187:G:H1	1.65	0.44
1:AA:2308:G:N3	1:AA:2308:G:H2'	2.31	0.44
1:AA:2310:A:C5'	1:AA:2311:A:OP2	2.65	0.44
1:AA:2646:C:H2'	1:AA:2647:U:O4'	2.17	0.44
1:AA:620:G:N3	1:AA:620:G:H2'	2.33	0.44
1:AA:639:U:O2'	1:AA:640:C:H5'	2.17	0.44

Continued on next page...

Continued from previous page...

Atom-1	Atom-2	Interatomic distance (Å)	Clash overlap (Å)
1:AA:81:G:H2'	1:AA:82:G:O4'	2.17	0.44
1:AA:849:A:N1	25:AX:25:ALA:HB2	2.32	0.44
1:AA:916:G:C2'	1:AA:917:A:H5''	2.47	0.44
1:AA:817:C:H4'	1:AA:932:G:C5	2.52	0.44
2:AB:91:C:H5''	21:AV:79:ARG:NH1	2.33	0.44
3:AD:145:VAL:O	3:AD:153:ALA:HA	2.17	0.44
5:AF:205:ARG:CG	5:AF:205:ARG:HH11	2.17	0.44
7:AH:77:LYS:HE2	7:AH:138:LYS:HE3	1.98	0.44
7:AH:149:ARG:HH12	7:AH:167:GLU:CD	2.19	0.44
11:AO:106:LEU:HD23	11:AO:106:LEU:HA	1.65	0.44
18:AS:2:GLU:OE1	18:AS:72:LYS:NZ	2.40	0.44
20:AU:20:TYR:CD1	20:AU:42:VAL:HG23	2.52	0.44
23:AZ:6:GLU:HG3	23:AZ:61:ARG:O	2.16	0.44
23:AZ:91:LYS:HA	23:AZ:91:LYS:NZ	2.32	0.44
13:B0:65:LEU:HA	13:B0:65:LEU:HD12	1.77	0.44
26:B4:49:PHE:CZ	43:DP:63:THR:O	2.70	0.44
27:B5:56:LYS:HA	27:B5:56:LYS:HD3	1.70	0.44
1:BA:1473:G:H2'	1:BA:1474:C:O4'	2.17	0.44
1:BA:540:G:C6	1:BA:541:C:C4	3.06	0.44
1:BA:817:C:O2	1:BA:839:U:H4'	2.18	0.44
1:BA:862:G:H5'	2:BB:79:C:H4'	1.97	0.44
1:BA:974:G:O2'	1:BA:975:G:N7	2.43	0.44
1:BA:99:U:C4'	1:BA:102:G:H1'	2.46	0.44
5:BF:164:ARG:HG2	5:BF:175:THR:OG1	2.17	0.44
6:BG:102:PHE:CE2	6:BG:141:PHE:HE1	2.35	0.44
7:BH:61:HIS:HA	7:BH:64:LEU:HD12	1.99	0.44
9:BM:17:ASP:O	9:BM:18:ALA:HB3	2.17	0.44
10:BN:70:LYS:HB3	10:BN:70:LYS:NZ	2.33	0.44
10:BN:71:ARG:HE	10:BN:105:GLU:CD	2.20	0.44
1:BA:389:G:H22	11:BO:71:VAL:HG12	1.83	0.44
15:BR:16:ARG:NH2	15:BR:19:LEU:HD21	2.32	0.44
20:BU:76:CYS:CB	20:BU:96:ILE:HD11	2.47	0.44
21:BV:159:PRO:O	21:BV:161:VAL:HG22	2.18	0.44
31:CA:1025:U:O2'	31:CA:1026:G:P	2.74	0.44
31:CA:1092:A:C6	31:CA:1093:A:C6	3.05	0.44
31:CA:142:G:C2	31:CA:143:A:C5	3.06	0.44
31:CA:1498:U:C1'	31:CA:1499:A:OP2	2.65	0.44
31:CA:1504:G:H1'	31:CA:1505:G:OP2	2.16	0.44
31:CA:16:A:C2'	31:CA:17:U:H5'	2.47	0.44
31:CA:411:A:N7	31:CA:413:G:H1'	2.32	0.44
31:CA:491:G:H2'	31:CA:492:G:O4'	2.17	0.44

Continued on next page...

Continued from previous page...

Atom-1	Atom-2	Interatomic distance (Å)	Clash overlap (Å)
31:CA:599:C:H2'	31:CA:600:C:H6	1.82	0.44
31:CA:651:C:H2'	31:CA:651:C:O2	2.16	0.44
31:CA:1054:C:N4	52:CB:35:G:N9	2.66	0.44
32:CE:77:ALA:HB2	32:CE:211:ILE:HD13	1.98	0.44
34:CG:3:ARG:HG3	34:CG:3:ARG:H	1.54	0.44
35:CH:47:LYS:HB2	35:CH:47:LYS:HE2	1.90	0.44
39:CL:46:ALA:O	39:CL:78:LYS:HA	2.17	0.44
45:CR:30:ALA:HA	45:CR:85:LEU:HD11	1.98	0.44
47:CT:26:GLN:HG2	47:CT:37:LYS:HG2	1.99	0.44
47:CT:9:VAL:O	47:CT:21:VAL:HA	2.17	0.44
50:CW:71:THR:CG2	50:CW:72:LEU:H	2.14	0.44
31:DA:111:G:H8	31:DA:111:G:O5'	2.00	0.44
31:DA:1449:C:C2'	31:DA:1450:U:OP1	2.64	0.44
31:DA:1486:G:H2'	31:DA:1487:G:O4'	2.17	0.44
31:DA:925:G:N2	31:DA:1503:A:OP1	2.48	0.44
53:DD:50:G:C2	53:DD:67:C:O2	2.71	0.44
37:DJ:26:PHE:CD2	37:DJ:30:ILE:HD11	2.51	0.44
39:DL:27:THR:HG23	39:DL:31:GLN:O	2.17	0.44
39:DL:12:GLU:O	39:DL:68:GLY:N	2.50	0.44
46:DS:52:ASP:HB3	46:DS:55:ARG:HB2	2.00	0.44
28:A6:15:GLU:CB	28:A6:20:ASN:HB2	2.47	0.44
28:A6:28:ARG:HB2	28:A6:30:THR:O	2.17	0.44
1:AA:1063:G:C6	1:AA:1064:C:C4	3.04	0.44
1:AA:1514:U:N3	1:AA:1515:C:C4	2.85	0.44
1:AA:1589:C:H2'	1:AA:1589:C:O2	2.17	0.44
1:AA:2024:G:C5	1:AA:2025:C:C5	3.05	0.44
1:AA:2119:A:N1	1:AA:2170:A:C5	2.86	0.44
1:AA:2240:C:O2'	1:AA:2241:A:H5'	2.18	0.44
1:AA:2286:A:C8	28:A6:37:ARG:NH1	2.85	0.44
1:AA:2309:A:N9	1:AA:2310:A:C8	2.80	0.44
1:AA:305:U:H2'	1:AA:306:U:C6	2.53	0.44
1:AA:582:G:H2'	1:AA:583:G:H8	1.80	0.44
3:AD:69:ARG:HH12	3:AD:117:VAL:CG1	2.31	0.44
4:AE:111:ARG:HG2	13:A0:1:MET:SD	2.57	0.44
4:AE:59:VAL:CG2	4:AE:73:GLU:HG2	2.47	0.44
5:AF:53:THR:HG23	5:AF:56:GLU:CD	2.38	0.44
6:AG:121:ASN:HA	6:AG:122:PRO:HD2	1.82	0.44
6:AG:83:ARG:O	6:AG:85:GLY:N	2.50	0.44
7:AH:56:SER:OG	7:AH:58:GLU:HG3	2.17	0.44
14:AQ:48:LEU:CD2	14:AQ:82:ILE:HD11	2.48	0.44
15:AR:124:ASP:O	15:AR:127:ALA:N	2.50	0.44

Continued on next page...

Continued from previous page...

Atom-1	Atom-2	Interatomic distance (Å)	Clash overlap (Å)
15:AR:93:ARG:NH1	15:AR:93:ARG:CG	2.78	0.44
20:AU:21:LYS:HB3	20:AU:21:LYS:HE2	1.50	0.44
21:AV:76:LEU:H	21:AV:76:LEU:CD2	2.23	0.44
25:AX:10:LYS:O	25:AX:53:LEU:HD22	2.17	0.44
23:AZ:94:LEU:HD23	23:AZ:94:LEU:HA	1.78	0.44
13:B0:38:VAL:HB	13:B0:39:PRO:HD3	1.99	0.44
16:B1:50:ARG:NH2	16:B1:50:ARG:HB2	2.32	0.44
1:BA:1225:C:C3'	17:B2:85:LYS:CB	2.78	0.44
17:B2:67:GLY:O	17:B2:88:ARG:HD3	2.16	0.44
26:B4:24:THR:O	26:B4:25:TYR:HB2	2.17	0.44
1:BA:1069:A:H4'	1:BA:1070:A:H5''	2.00	0.44
1:BA:1006:C:C2	1:BA:1138:G:C2	3.05	0.44
1:BA:1257:C:H4'	5:BF:83:PHE:CE2	2.52	0.44
1:BA:1439:A:C2	1:BA:1553:A:C4	3.06	0.44
1:BA:1786:A:H1'	1:BA:1938:A:H61	1.79	0.44
1:BA:1792:G:H2'	1:BA:1793:C:C6	2.52	0.44
1:BA:1651:G:C2	1:BA:2007:C:N3	2.85	0.44
1:BA:2017:U:H5''	1:BA:2018:G:P	2.57	0.44
1:BA:1889:A:O2'	1:BA:2087:G:H5'	2.18	0.44
1:BA:2182:G:H2'	1:BA:2183:C:C6	2.52	0.44
1:BA:270(V):G:H2'	1:BA:270(W):G:H8	1.82	0.44
1:BA:2881:C:H2'	1:BA:2882:A:O4'	2.18	0.44
1:BA:324:A:N6	1:BA:338:G:O2'	2.45	0.44
1:BA:826:U:H2'	1:BA:828:U:O4'	2.17	0.44
1:BA:82:G:N2	1:BA:104:U:H5	2.15	0.44
2:BB:15:A:C2'	2:BB:16:G:OP1	2.65	0.44
6:BG:64:THR:HG23	6:BG:65:GLY:N	2.32	0.44
10:BN:47:ILE:HD12	10:BN:47:ILE:HA	1.92	0.44
11:BO:112:LEU:H	11:BO:128:HIS:HD2	1.65	0.44
11:BO:147:LEU:HD23	11:BO:148:LEU:H	1.81	0.44
4:BE:9:VAL:HG23	15:BR:8:LYS:NZ	2.32	0.44
21:BV:5:LEU:HD11	21:BV:44:PHE:HA	1.99	0.44
31:CA:1002:G:O2'	31:CA:1003:G:H5'	2.18	0.44
31:CA:1153:C:N3	31:CA:1154:G:C8	2.85	0.44
31:CA:31:G:C2'	31:CA:48:C:N4	2.80	0.44
31:CA:947:G:H2'	31:CA:948:C:O4'	2.17	0.44
32:CE:80:ILE:CD1	32:CE:208:ILE:HG23	2.45	0.44
33:CF:188:LEU:HD13	33:CF:195:VAL:CG1	2.48	0.44
33:CF:70:VAL:CG1	33:CF:72:LYS:H	2.29	0.44
34:CG:138:TYR:HD2	34:CG:139:ARG:N	2.15	0.44
39:CL:21:PRO:HA	39:CL:58:HIS:O	2.16	0.44

Continued on next page...

Continued from previous page...

Atom-1	Atom-2	Interatomic distance (Å)	Clash overlap (Å)
31:CA:1149:C:P	39:CL:9:ARG:NH2	2.90	0.44
31:CA:1255:G:O6	40:CM:43:ARG:NH2	2.51	0.44
43:CP:34:LEU:HD22	43:CP:34:LEU:HA	1.78	0.44
43:CP:80:ARG:NH1	49:CV:65:ASN:O	2.50	0.44
31:DA:1069:C:C5	31:DA:1094:G:O6	2.71	0.44
31:DA:1121:U:C4	31:DA:1122:U:C5	3.05	0.44
31:DA:113:G:O4'	31:DA:354:G:H4'	2.17	0.44
31:DA:1225:A:OP2	31:DA:1225:A:C8	2.69	0.44
31:DA:929:G:N2	31:DA:1389:C:C2	2.85	0.44
31:DA:346:G:N2	31:DA:347:G:C8	2.85	0.44
31:DA:628:G:O2'	31:DA:629:G:H5'	2.16	0.44
31:DA:762:C:H2'	31:DA:763:G:C8	2.53	0.44
53:DC:17:C:OP1	53:DC:62:C:H5'	2.17	0.44
53:DC:14:A:C4	53:DC:23:G:C2	3.06	0.44
53:DD:22:A:H2'	53:DD:47:G:O6	2.18	0.44
32:DE:84:GLU:OE1	32:DE:216:SER:HA	2.17	0.44
33:DF:47:LEU:HA	33:DF:47:LEU:HD22	1.72	0.44
38:DK:73:ASP:OD2	38:DK:75:ARG:NE	2.50	0.44
31:DA:1199:U:H4'	40:DM:54:PHE:CE1	2.53	0.44
40:DM:82:ILE:O	40:DM:86:MET:HB2	2.16	0.44
42:DO:74:GLY:O	42:DO:75:HIS:HB3	2.18	0.44
42:DO:75:HIS:HD2	42:DO:77:LEU:H	1.62	0.44
43:DP:40:ASN:HB3	43:DP:43:THR:HG23	1.99	0.44
17:A2:76:LYS:HG3	17:A2:81:TYR:HD1	1.82	0.44
28:A6:44:ARG:HD3	28:A6:44:ARG:N	2.32	0.44
1:AA:1392:A:N6	1:AA:1393:A:N6	2.65	0.44
1:AA:1580:A:OP2	1:AA:1580:A:H8	2.00	0.44
1:AA:2104:G:N2	1:AA:2186:G:C4	2.85	0.44
1:AA:2134:A:OP2	1:AA:2157:G:N2	2.50	0.44
1:AA:2415:G:H2'	1:AA:2416:C:H6	1.83	0.44
1:AA:2619:C:H2'	1:AA:2620:C:C6	2.52	0.44
1:AA:269:U:O2	1:AA:269:U:C2'	2.65	0.44
1:AA:2733:A:H3'	1:AA:2734:A:C5'	2.48	0.44
1:AA:2839:G:H2'	1:AA:2840:C:H6	1.82	0.44
1:AA:588:U:H1'	5:AF:90:PHE:CG	2.53	0.44
1:AA:652:C:O2	1:AA:652:C:H2'	2.16	0.44
1:AA:883:G:N1	1:AA:884:C:O2	2.51	0.44
1:AA:822:U:OP2	1:AA:946:G:OP2	2.35	0.44
2:AB:51:G:H2'	2:AB:52:A:C1'	2.48	0.44
3:AD:32:SER:HA	3:AD:35:LYS:O	2.18	0.44
9:AM:58:ASP:OD1	9:AM:59:LYS:N	2.50	0.44

Continued on next page...

Continued from previous page...

Atom-1	Atom-2	Interatomic distance (Å)	Clash overlap (Å)
9:AM:95:PRO:O	9:AM:96:GLU:O	2.35	0.44
10:AN:17:ARG:NH2	10:AN:47:ILE:HD13	2.33	0.44
20:AU:96:ILE:CG1	20:AU:99:CYS:H	2.30	0.44
21:AV:39:VAL:HG21	21:AV:44:PHE:HB2	1.98	0.44
21:AV:53:ILE:HG22	21:AV:71:VAL:HG13	2.00	0.44
23:AZ:83:GLU:O	23:AZ:85:LEU:N	2.50	0.44
26:B4:15:ILE:O	26:B4:32:TYR:O	2.35	0.44
30:B8:41:ILE:O	30:B8:44:LYS:N	2.50	0.44
1:BA:1607:C:H4'	1:BA:1608:A:C5'	2.47	0.44
1:BA:1665:A:O2'	1:BA:1666:G:H5'	2.18	0.44
1:BA:1733:G:O2'	1:BA:1734:C:H5'	2.16	0.44
1:BA:1903:G:OP1	3:BD:241:PRO:HB2	2.16	0.44
1:BA:19:C:H2'	1:BA:20:C:C6	2.52	0.44
1:BA:2117:A:N1	1:BA:2162:G:OP1	2.51	0.44
1:BA:2751:G:H5'	1:BA:2752:C:OP2	2.18	0.44
1:BA:654(I):C:N4	1:BA:654(M):C:H42	2.13	0.44
1:BA:835:A:N6	1:BA:836:G:C6	2.85	0.44
1:BA:912:C:H2'	1:BA:912:C:O2	2.16	0.44
1:BA:952:G:C4	1:BA:966:G:C2	3.06	0.44
3:BD:223:GLY:CA	3:BD:226:MET:HG3	2.41	0.44
3:BD:67:PHE:HB3	3:BD:153:ALA:H	1.83	0.44
4:BE:35:GLN:HB2	4:BE:48:GLN:HB2	1.99	0.44
5:BF:124:LEU:O	5:BF:124:LEU:HG	2.17	0.44
7:BH:54:ARG:HB2	7:BH:55:PRO:HD2	1.99	0.44
8:BK:2:LYS:H	8:BK:2:LYS:HG2	1.48	0.44
8:BK:98:ALA:HA	8:BK:109:ILE:HD11	1.99	0.44
11:BO:21:ARG:O	11:BO:22:GLY:C	2.56	0.44
11:BO:79:ARG:O	11:BO:111:ARG:N	2.35	0.44
19:BT:44:GLU:HG3	19:BT:50:LYS:O	2.18	0.44
24:BW:60:LEU:HA	24:BW:60:LEU:HD12	1.72	0.44
31:CA:1262:C:H42	31:CA:1273:G:H1	1.64	0.44
31:CA:1278:U:H5'	31:CA:1279:A:O4'	2.18	0.44
31:CA:1321:C:C3'	31:CA:1322:C:H5''	2.31	0.44
31:CA:1480:G:H2'	31:CA:1481:U:O4'	2.18	0.44
31:CA:148:G:C2	31:CA:175:C:O2	2.71	0.44
31:CA:185:A:H2'	31:CA:186:C:H6	1.81	0.44
31:CA:18:C:H5'	31:CA:1079:G:H1'	1.99	0.44
31:CA:412:A:C1'	31:CA:413:G:OP2	2.65	0.44
31:CA:600:C:H2'	31:CA:600:C:O2	2.17	0.44
31:CA:793:U:H4'	31:CA:793:U:OP2	2.18	0.44
31:CA:852:G:H2'	31:CA:853:G:O5'	2.18	0.44

Continued on next page...

Continued from previous page...

Atom-1	Atom-2	Interatomic distance (Å)	Clash overlap (Å)
52:CB:21:A:H2'	52:CB:22:G:H4'	1.99	0.44
52:CB:12:G:H1	52:CB:24:C:H42	1.65	0.44
53:CC:17:C:O2'	53:CC:18:C:OP1	2.33	0.44
53:CD:16:C:H2'	53:CD:16:C:O2	2.16	0.44
53:CD:21:U:H3'	53:CD:22:A:C5'	2.48	0.44
34:CG:120:LEU:HA	34:CG:120:LEU:HD23	1.66	0.44
31:CA:878:G:C5'	38:CK:89:PRO:HG2	2.48	0.44
31:CA:1367:C:O2'	40:CM:48:THR:HG21	2.18	0.44
41:CN:124:LYS:HE3	41:CN:125:PHE:HE1	1.78	0.44
44:CQ:24:CYS:HB2	44:CQ:40:CYS:HB3	1.91	0.44
31:DA:1046:A:H2'	31:DA:1047:G:H5'	2.00	0.44
31:DA:1372:U:H2'	31:DA:1373:G:C5'	2.47	0.44
31:DA:1413:A:H2'	31:DA:1414:U:O4'	2.17	0.44
31:DA:1455:G:H5'	50:DW:32:ALA:HB2	1.99	0.44
31:DA:519:C:H2'	31:DA:520:A:O4'	2.18	0.44
31:DA:691:G:H2'	31:DA:692:U:C6	2.52	0.44
31:DA:692:U:O2'	31:DA:694:A:N7	2.44	0.44
31:DA:77:C:H2'	31:DA:78:G:H5''	1.99	0.44
53:DC:19:G:H4'	53:DC:20:G:OP1	2.18	0.44
32:DE:237:ALA:O	32:DE:238:LEU:CB	2.64	0.44
32:DE:5:ILE:CD1	32:DE:55:PHE:HB3	2.47	0.44
33:DF:90:GLU:HA	33:DF:90:GLU:OE2	2.18	0.44
36:DI:13:ASN:ND2	36:DI:55:ASP:OD2	2.49	0.44
39:DL:23:ASN:N	39:DL:23:ASN:HD22	2.16	0.44
13:A0:103:ARG:NH1	18:AS:40:ASN:HD22	2.16	0.44
22:A3:53:MET:CB	22:A3:59:LEU:HD23	2.44	0.44
26:A4:24:THR:O	26:A4:25:TYR:HB2	2.18	0.44
28:A6:27:LYS:HB2	28:A6:27:LYS:NZ	2.30	0.44
30:A8:7:HIS:CE1	30:A8:9:GLY:HA3	2.53	0.44
1:AA:1215:G:C4	1:AA:1216:G:C8	3.05	0.44
1:AA:1268:A:H2'	1:AA:1269:A:O4'	2.16	0.44
1:AA:1530:G:C5	1:AA:1531:C:C4	3.05	0.44
1:AA:1577:C:H2'	1:AA:1578:U:C1'	2.47	0.44
1:AA:1586:A:H3'	1:AA:1587:A:H8	1.83	0.44
1:AA:1707:G:O5'	1:AA:1707:G:H8	2.01	0.44
1:AA:1905:C:H2'	1:AA:1905:C:O2	2.17	0.44
1:AA:1972:A:H2'	1:AA:1973:G:C8	2.51	0.44
1:AA:2086:U:H2'	1:AA:2087:G:C8	2.52	0.44
1:AA:228:A:C2'	1:AA:228:A:N3	2.80	0.44
1:AA:2302:G:N1	1:AA:2315:G:C6	2.85	0.44
1:AA:2323:G:H2'	1:AA:2324:C:O4'	2.17	0.44

Continued on next page...

Continued from previous page...

Atom-1	Atom-2	Interatomic distance (Å)	Clash overlap (Å)
1:AA:250:G:C6	1:AA:251:A:C6	3.05	0.44
1:AA:2862:G:C5	1:AA:2863:C:C5	3.06	0.44
1:AA:301:G:HO2'	1:AA:302:C:H6	1.64	0.44
1:AA:432:A:H2'	1:AA:433:C:C6	2.52	0.44
1:AA:459:U:H4'	29:A7:40:TRP:CH2	2.53	0.44
1:AA:506:G:H5''	1:AA:509:C:H1'	1.99	0.44
1:AA:810:U:O5'	1:AA:810:U:H6	2.01	0.44
1:AA:818:G:H5'	1:AA:839:U:OP1	2.18	0.44
1:AA:847:U:O4	1:AA:933:A:C6	2.69	0.44
1:AA:991:C:H2'	1:AA:992:C:H6	1.83	0.44
1:AA:1819:A:H5''	3:AD:158:ALA:CB	2.47	0.44
4:AE:58:ARG:HG3	4:AE:58:ARG:O	2.16	0.44
6:AG:173:LEU:HB3	6:AG:178:PHE:HD2	1.82	0.44
8:AK:58:LEU:O	8:AK:61:ARG:N	2.49	0.44
11:AO:46:LYS:O	11:AO:47:ASP:CB	2.65	0.44
11:AO:81:GLN:HE21	11:AO:81:GLN:HB2	1.63	0.44
1:AA:910:A:N7	12:AP:13:GLN:HG3	2.32	0.44
12:AP:43:THR:HG22	12:AP:94:VAL:HG12	2.00	0.44
15:AR:58:ASN:O	15:AR:59:THR:O	2.36	0.44
20:AU:90:LEU:HD13	20:AU:90:LEU:N	2.32	0.44
21:AV:59:LEU:O	21:AV:60:GLU:C	2.56	0.44
23:AZ:53:VAL:CG2	23:AZ:74:VAL:HG22	2.47	0.44
13:B0:90:ARG:CZ	13:B0:117:VAL:HG11	2.48	0.44
22:B3:25:ARG:HA	22:B3:25:ARG:HD2	1.86	0.44
28:B6:29:ASN:O	28:B6:32:ASN:ND2	2.49	0.44
11:BO:49:ARG:HA	30:B8:55:ALA:HB1	2.00	0.44
1:BA:1043:C:H42	1:BA:1112:G:H1	1.66	0.44
1:BA:1525:G:H2'	1:BA:1526:G:C8	2.52	0.44
1:BA:1725:G:C2	1:BA:1741:C:C2	3.05	0.44
1:BA:1932:A:N6	1:BA:1968:G:H1'	2.32	0.44
1:BA:2009:G:C2'	1:BA:2010:G:H5'	2.47	0.44
1:BA:2134:A:N6	1:BA:2157:G:H1'	2.32	0.44
1:BA:303:U:H2'	1:BA:304:G:O4'	2.17	0.44
1:BA:304:G:H2'	1:BA:305:U:C6	2.53	0.44
1:BA:419:C:H2'	1:BA:420:C:H6	1.82	0.44
1:BA:773:U:C5'	3:BD:47:GLY:HA2	2.48	0.44
3:BD:118:VAL:HG22	3:BD:119:ALA:H	1.81	0.44
1:BA:2599:G:OP2	3:BD:236:GLY:N	2.50	0.44
4:BE:60:ASN:C	4:BE:62:PRO:CD	2.86	0.44
5:BF:53:THR:HG22	5:BF:56:GLU:HG3	2.00	0.44
5:BF:64:ILE:HG13	5:BF:65:TRP:CD1	2.52	0.44

Continued on next page...

Continued from previous page...

Atom-1	Atom-2	Interatomic distance (Å)	Clash overlap (Å)
6:BG:56:ALA:HA	6:BG:59:GLU:HB3	1.99	0.44
9:BM:127:ASP:HB2	9:BM:128:HIS:H	1.58	0.44
9:BM:15:LEU:HD13	9:BM:16:ILE:N	2.32	0.44
15:BR:19:LEU:HA	15:BR:20:PRO:HD3	1.70	0.44
15:BR:51:ARG:O	15:BR:61:PHE:HA	2.18	0.44
19:BT:50:LYS:O	19:BT:51:VAL:HB	2.18	0.44
19:BT:53:LYS:NZ	19:BT:55:ASN:HD21	2.15	0.44
31:CA:1137:C:O2'	31:CA:1138:G:C4	2.71	0.44
31:CA:1064:G:O2'	31:CA:1190:G:N2	2.50	0.44
31:CA:1504:G:OP2	31:CA:1504:G:H3'	2.16	0.44
31:CA:262:A:H3'	31:CA:263:A:C8	2.53	0.44
31:CA:380:G:N2	31:CA:384:G:C5	2.86	0.44
31:CA:914:A:H2'	31:CA:915:A:C8	2.51	0.44
31:CA:953:G:C6	31:CA:1229:A:C6	3.05	0.44
32:CE:70:PHE:CE2	32:CE:163:PHE:HD1	2.36	0.44
42:CO:21:VAL:CG1	42:CO:24:LEU:HG	2.45	0.44
40:CM:47:PHE:CZ	44:CQ:37:PHE:HE2	2.35	0.44
48:CU:21:LYS:HB3	48:CU:57:GLY:HA3	1.99	0.44
31:DA:1032:A:N7	31:DA:1032(A):G:H1'	2.33	0.44
31:DA:1057:G:H2'	31:DA:1058:G:O4'	2.16	0.44
31:DA:1099:G:C6	31:DA:1100:C:C2	3.05	0.44
31:DA:1129:C:N3	31:DA:1139:G:N1	2.66	0.44
31:DA:1157:A:H8	31:DA:1158:C:N4	2.16	0.44
31:DA:1055:A:C8	31:DA:1206:G:N2	2.86	0.44
31:DA:1286:A:H8	31:DA:1287:A:H4'	1.75	0.44
31:DA:166:G:C2'	31:DA:167:G:H5'	2.48	0.44
31:DA:542:G:H2'	31:DA:543:C:H6	1.82	0.44
31:DA:35:G:C2	31:DA:550:G:N3	2.85	0.44
33:DF:100:ALA:O	33:DF:101:LEU:HB2	2.18	0.44
37:DJ:111:ARG:HB3	37:DJ:113:GLU:HG2	1.98	0.44
38:DK:14:ARG:O	38:DK:18:ARG:HD3	2.18	0.44
38:DK:29:SER:HB3	38:DK:32:LYS:CD	2.47	0.44
45:DR:39:LEU:HD12	45:DR:56:LEU:HB2	2.00	0.44
46:DS:43:LYS:HA	46:DS:48:TRP:HB3	1.99	0.44
16:A1:61:TRP:CE2	16:A1:94:ASN:HA	2.52	0.44
1:AA:1103:A:H2'	1:AA:1104:C:H5'	1.99	0.44
1:AA:51:G:H1'	1:AA:119:A:N1	2.33	0.44
1:AA:1337:G:C4	1:AA:1338:G:C8	3.06	0.44
1:AA:1453:A:O2'	1:AA:1454:U:H2'	2.17	0.44
1:AA:1448:G:O2'	1:AA:1528:A:N6	2.50	0.44
1:AA:1609:A:C5	1:AA:1616:A:C8	3.05	0.44

Continued on next page...

Continued from previous page...

Atom-1	Atom-2	Interatomic distance (Å)	Clash overlap (Å)
1:AA:1757:U:C2'	1:AA:1758:G:OP1	2.65	0.44
1:AA:2035:G:C4'	1:AA:2036:C:OP2	2.63	0.44
1:AA:2148:G:H2'	1:AA:2149:G:H8	1.83	0.44
1:AA:2392:A:H2	1:AA:2424:C:N4	2.15	0.44
1:AA:2807:G:H5'	1:AA:2808:U:OP2	2.18	0.44
1:AA:2820:A:O2'	1:AA:2821:A:OP1	2.31	0.44
1:AA:356:G:H2'	1:AA:357:A:H8	1.83	0.44
1:AA:660:G:C6	1:AA:661:C:C4	3.06	0.44
2:AB:20:C:C2'	2:AB:21:G:H5'	2.47	0.44
2:AB:20:C:O2'	2:AB:21:G:H5'	2.18	0.44
2:AB:43:C:P	6:AG:67:LYS:HZ1	2.40	0.44
8:AK:27:ARG:CD	23:AZ:71:TYR:CE1	3.01	0.44
10:AN:24:VAL:HG23	10:AN:33:ALA:HB2	2.00	0.44
10:AN:58:VAL:HG12	10:AN:94:ARG:HH21	1.83	0.44
1:AA:2393:A:H4'	11:AO:62:LEU:H	1.81	0.44
11:AO:68:GLN:HG2	30:A8:12:LYS:HD3	2.00	0.44
14:AQ:35:ILE:C	14:AQ:36:TYR:CD1	2.88	0.44
15:AR:106:SER:HA	15:AR:110:ILE:HG21	1.99	0.44
15:AR:37:GLY:O	15:AR:38:ASN:HB3	2.16	0.44
18:AS:22:ASP:HA	18:AS:25:ARG:NH1	2.33	0.44
30:B8:15:LYS:HG2	30:B8:16:ILE:N	2.33	0.44
30:B8:8:LYS:HD3	30:B8:8:LYS:H	1.82	0.44
1:BA:1005:C:C2	1:BA:1143:A:C2	3.05	0.44
1:BA:1071:G:C8	1:BA:1089:G:C5	3.06	0.44
1:BA:1359:A:H2'	1:BA:1360:A:H5'	2.00	0.44
1:BA:1652:A:H62	13:B0:11:ASN:ND2	2.07	0.44
1:BA:1654:A:C1'	1:BA:2823:A:H5'	2.48	0.44
1:BA:1670:C:C5	1:BA:1671:U:C4	3.06	0.44
1:BA:214:G:H1'	1:BA:216:A:O2'	2.17	0.44
1:BA:2287:A:C4	1:BA:2289:G:C8	3.06	0.44
1:BA:957:A:C6	1:BA:2459:A:C8	3.05	0.44
1:BA:2575:C:H5'	1:BA:2576:G:OP2	2.18	0.44
1:BA:2697:G:C2	1:BA:2711:A:C2	3.06	0.44
1:BA:2727:G:C2	1:BA:2728:U:C6	3.05	0.44
1:BA:2839:G:H21	13:B0:92:GLY:HA2	1.82	0.44
1:BA:340:A:H2'	1:BA:341:G:C5'	2.47	0.44
1:BA:383:U:C2	1:BA:385:C:C4	3.05	0.44
1:BA:690:G:H1	1:BA:772:C:H42	1.65	0.44
1:BA:6:A:C2'	1:BA:7:G:H5'	2.48	0.44
1:BA:7:G:N2	1:BA:8:A:N3	2.66	0.44
1:BA:903:C:H2'	1:BA:904:C:C6	2.52	0.44

Continued on next page...

Continued from previous page...

Atom-1	Atom-2	Interatomic distance (Å)	Clash overlap (Å)
1:BA:979:G:H3'	1:BA:980:A:H5''	2.00	0.44
2:BB:114:G:H2'	2:BB:115:G:O4'	2.18	0.44
11:BO:79:ARG:HB3	11:BO:110:TYR:CD1	2.51	0.44
12:BP:26:TYR:C	12:BP:26:TYR:HD2	2.21	0.44
14:BQ:19:LYS:O	14:BQ:20:ARG:HB3	2.17	0.44
31:CA:1116:C:C2'	31:CA:1117:G:H5'	2.47	0.44
31:CA:1116:C:O2'	31:CA:1117:G:H5'	2.18	0.44
31:CA:1145:C:H4'	31:CA:1146:A:C8	2.51	0.44
31:CA:1320:C:O2	49:CV:72:GLY:HA3	2.18	0.44
31:CA:1349:A:H2'	31:CA:1350:A:H8	1.82	0.44
31:CA:1489:G:H2'	31:CA:1490:C:O4'	2.18	0.44
31:CA:256:U:OP1	47:CT:17:LYS:NZ	2.51	0.44
31:CA:560:U:HO2'	31:CA:561:U:P	2.27	0.44
53:CC:19:G:C6	53:CC:59:A:C6	3.05	0.44
32:CE:8:LYS:N	32:CE:8:LYS:HE2	2.22	0.44
31:CA:1256:A:OP2	33:CF:26:LYS:NZ	2.50	0.44
34:CG:10:ARG:CZ	34:CG:10:ARG:HB2	2.47	0.44
39:CL:83:ARG:HA	39:CL:86:VAL:CG1	2.48	0.44
41:CN:23:ALA:HA	41:CN:28:THR:HG23	2.00	0.44
46:CS:33:ILE:H	46:CS:33:ILE:HG13	1.61	0.44
47:CT:65:ILE:HG21	47:CT:69:LYS:HE2	1.98	0.44
49:CV:64:GLU:O	49:CV:67:VAL:HG23	2.18	0.44
50:CW:48:LYS:HD3	50:CW:51:GLU:OE2	2.18	0.44
31:DA:1114:C:H2'	31:DA:1115:C:C6	2.51	0.44
31:DA:222:U:H2'	31:DA:223:U:C6	2.53	0.44
31:DA:452:A:H2'	31:DA:453:A:H8	1.79	0.44
31:DA:788:U:C5	31:DA:789:U:C5	3.05	0.44
31:DA:824:C:H2'	31:DA:825:G:C8	2.52	0.44
31:DA:939:G:H5''	37:DJ:102:ARG:CZ	2.48	0.44
53:DD:55:U:H3	53:DD:59:A:N6	2.11	0.44
33:DF:21:ARG:HB3	33:DF:21:ARG:NH1	2.33	0.44
33:DF:58:GLU:CB	33:DF:65:ALA:HB3	2.47	0.44
37:DJ:73:MET:O	37:DJ:141:VAL:HG12	2.17	0.44
39:DL:4:TYR:HD2	39:DL:85:LEU:HA	1.82	0.44
42:DO:69:TYR:CG	42:DO:90:VAL:HG21	2.52	0.44
43:DP:58:GLU:H	43:DP:58:GLU:HG2	1.48	0.44
31:DA:1310:G:OP1	43:DP:77:ASN:OD1	2.36	0.44
31:DA:186:C:C1'	50:DW:81:LYS:NZ	2.73	0.44
30:A8:23:VAL:HG13	30:A8:46:ARG:HB3	1.99	0.44
30:A8:59:LYS:HZ3	30:A8:59:LYS:CB	2.28	0.44
1:AA:1110:G:H2'	1:AA:1111:A:C8	2.52	0.44

Continued on next page...

Continued from previous page...

Atom-1	Atom-2	Interatomic distance (Å)	Clash overlap (Å)
1:AA:1581:G:O6	1:AA:1582:C:N4	2.51	0.44
1:AA:2166:G:O2'	1:AA:2167:U:OP1	2.31	0.44
1:AA:2189:U:C3'	1:AA:2190:G:H5''	2.47	0.44
1:AA:2199:A:H5''	1:AA:2205:C:OP2	2.18	0.44
1:AA:2334:G:H4'	1:AA:2335:A:OP2	2.18	0.44
1:AA:2335:A:O2'	1:AA:2336:A:P	2.76	0.44
1:AA:2364:C:O2'	1:AA:2365:G:H5'	2.18	0.44
1:AA:2481:G:C2'	1:AA:2482:G:OP2	2.66	0.44
1:AA:2517:C:C5	1:AA:2542:A:C5	3.06	0.44
1:AA:272:G:H2'	1:AA:273:G:O4'	2.18	0.44
1:AA:557:U:H2'	1:AA:558:G:C8	2.53	0.44
1:AA:910:A:C5	12:AP:13:GLN:HG3	2.52	0.44
3:AD:61:LEU:HB3	3:AD:63:ARG:NH1	2.33	0.44
3:AD:70:TRP:CZ3	3:AD:150:LYS:HA	2.52	0.44
5:AF:32:LEU:HD13	5:AF:105:VAL:CG1	2.48	0.44
6:AG:125:PHE:CZ	6:AG:170:ARG:HA	2.53	0.44
12:AP:19:GLY:C	12:AP:98:LYS:CD	2.86	0.44
15:AR:36:GLU:CG	15:AR:41:ARG:HD2	2.20	0.44
20:AU:30:VAL:HG22	20:AU:37:VAL:HG12	1.99	0.44
25:AX:7:LYS:HG3	25:AX:34:GLU:HG2	2.00	0.44
1:BA:1123:C:H2'	1:BA:1124:C:C6	2.53	0.44
1:BA:1324:G:C2	1:BA:1331:A:C2	3.06	0.44
1:BA:1374:G:H2'	1:BA:1375:C:H6	1.80	0.44
1:BA:142:G:H5''	1:BA:1598:C:O2'	2.17	0.44
1:BA:1496:A:H1'	1:BA:1577:C:O2'	2.17	0.44
1:BA:1668:A:H4'	1:BA:1669:A:O5'	2.17	0.44
1:BA:2271:G:C5	1:BA:2272:U:C4	3.06	0.44
1:BA:945:A:C6	1:BA:2448:A:C4	3.05	0.44
1:BA:536:A:H2'	1:BA:537:C:O4'	2.17	0.44
1:BA:648:G:O2'	1:BA:649:G:H5'	2.18	0.44
2:BB:97:G:C2'	2:BB:98:G:H5'	2.48	0.44
3:BD:177:LEU:HB3	3:BD:178:PRO:HD2	2.00	0.44
10:BN:64:ARG:HB2	10:BN:83:ALA:HB3	2.00	0.44
15:BR:90:GLN:NE2	15:BR:121:ILE:HD11	2.28	0.44
21:BV:8:TYR:HB2	21:BV:38:TYR:CZ	2.53	0.44
21:BV:93:ASP:HB2	21:BV:131:ARG:NH2	2.32	0.44
23:BZ:78:LYS:CE	23:BZ:78:LYS:O	2.66	0.44
54:C1:16:A:H2'	54:C1:17:U:O4'	2.17	0.44
31:CA:1162:C:N3	31:CA:1175:G:C2	2.86	0.44
31:CA:1238:A:N3	31:CA:1241:G:O2'	2.40	0.44
31:CA:1336:C:C4'	31:CA:1336:C:OP1	2.63	0.44

Continued on next page...

Continued from previous page...

Atom-1	Atom-2	Interatomic distance (Å)	Clash overlap (Å)
31:CA:186(D):C:O2'	31:CA:186(E):C:H5'	2.17	0.44
31:CA:22:G:H2'	31:CA:23:C:H6	1.81	0.44
31:CA:652:U:O2'	31:CA:653:A:H5''	2.17	0.44
31:CA:960:U:O2	31:CA:960:U:C2'	2.64	0.44
31:CA:998:G:O2'	31:CA:998(A):C:H5'	2.18	0.44
53:CC:19:G:C2	53:CC:59:A:C4	3.05	0.44
34:CG:88:VAL:HG13	35:CH:97:GLY:HA2	2.00	0.44
36:CI:3:ARG:NH1	36:CI:38:GLU:OE2	2.51	0.44
37:CJ:113:GLU:HG3	37:CJ:119:ARG:HG2	1.98	0.44
40:CM:40:LEU:HB2	40:CM:69:ASN:HB3	1.98	0.44
49:CV:79:THR:O	49:CV:79:THR:HG22	2.18	0.44
50:CW:23:ARG:O	50:CW:27:LYS:HB3	2.18	0.44
31:DA:1158:C:N3	31:DA:1160:G:N7	2.66	0.44
31:DA:1492:A:N3	54:D1:20:U:O2'	2.45	0.44
53:DC:20:G:H4'	53:DC:21:U:OP2	2.14	0.44
33:DF:119:ARG:HH22	33:DF:140:ARG:HG2	1.81	0.44
33:DF:69:HIS:ND1	33:DF:69:HIS:N	2.65	0.44
34:DG:20:TYR:CD2	34:DG:27:TYR:CE1	3.05	0.44
35:DH:100:VAL:HG22	35:DH:118:ILE:CG2	2.48	0.44
35:DH:57:LYS:O	35:DH:61:TYR:CD2	2.71	0.44
49:DV:65:ASN:HB2	49:DV:66:MET:CE	2.48	0.44
31:DA:262:A:H5'	50:DW:74:LYS:HG3	2.00	0.44
1:AA:1064:C:O2	1:AA:1075:C:C2	2.70	0.44
1:AA:1238:G:O2'	1:AA:1239:G:H5'	2.17	0.44
1:AA:1265:A:C8	1:AA:1267:U:C2	3.06	0.44
1:AA:2164:C:C6	1:AA:2165:G:N7	2.85	0.44
1:AA:2347:C:H2'	1:AA:2348:U:C6	2.53	0.44
1:AA:2647:U:H2'	1:AA:2648:C:C6	2.52	0.44
1:AA:2811:G:C2'	1:AA:2812:G:H5'	2.48	0.44
1:AA:2821:A:OP2	1:AA:2822:G:OP2	2.35	0.44
1:AA:2881:C:H5''	13:A0:117:VAL:HG21	1.99	0.44
1:AA:299:A:N1	1:AA:322:A:O2'	2.39	0.44
1:AA:760:G:H2'	1:AA:761:A:H5'	1.99	0.44
1:AA:863:A:H2'	1:AA:864:G:C8	2.53	0.44
3:AD:35:LYS:HE3	3:AD:65:ILE:N	2.32	0.44
5:AF:28:ILE:HA	5:AF:112:MET:HE3	1.98	0.44
6:AG:139:LEU:HD23	6:AG:144:ILE:HG22	1.99	0.44
6:AG:86:MET:O	6:AG:87:PRO:C	2.52	0.44
7:AH:11:VAL:HB	7:AH:12:PRO:CD	2.41	0.44
8:AK:9:LEU:HB3	8:AK:11:ASN:O	2.17	0.44
1:AA:2467:C:H4'	12:AP:123:HIS:CG	2.53	0.44

Continued on next page...

Continued from previous page...

Atom-1	Atom-2	Interatomic distance (Å)	Clash overlap (Å)
20:AU:94:LYS:HB3	20:AU:101:LYS:HD3	1.99	0.44
19:AT:5:TYR:O	24:AW:36:ARG:NH2	2.50	0.44
25:AX:28:LEU:HA	25:AX:33:GLN:OE1	2.18	0.44
22:B3:19:LYS:HG3	22:B3:41:ARG:HH12	1.82	0.44
30:B8:14:VAL:HG11	30:B8:22:VAL:HG13	1.98	0.44
1:BA:1041:C:H2'	1:BA:1042:G:C8	2.53	0.44
1:BA:1027:A:N6	1:BA:1126:A:N9	2.66	0.44
1:BA:1319:G:C6	1:BA:1320:C:N4	2.86	0.44
1:BA:1484:G:C6	1:BA:1485:G:C5	3.06	0.44
1:BA:2148:G:N3	1:BA:2149:G:C8	2.86	0.44
1:BA:2337:G:N3	1:BA:2337:G:H2'	2.33	0.44
1:BA:2520:C:C6	1:BA:2567:G:H1'	2.52	0.44
1:BA:2564:A:C2	1:BA:2647:U:H4'	2.52	0.44
1:BA:2801:A:O5'	1:BA:2801:A:H8	2.01	0.44
1:BA:587:C:OP2	11:BO:21:ARG:NH2	2.49	0.44
1:BA:654(B):C:N3	1:BA:654(T):A:C2	2.86	0.44
1:BA:654(A):A:C2	1:BA:654(U):A:N3	2.86	0.44
1:BA:712:G:N2	1:BA:719:C:N3	2.56	0.44
1:BA:7:G:C2	1:BA:8:A:C4	3.06	0.44
1:BA:870:A:C2	1:BA:871:U:H1'	2.53	0.44
1:BA:914:C:H2'	1:BA:915:C:O5'	2.18	0.44
1:BA:934:G:H2'	1:BA:935:C:H6	1.83	0.44
4:BE:56:PRO:HD3	4:BE:72:VAL:HG12	2.00	0.44
2:BB:41:U:O4	6:BG:70:VAL:HG23	2.18	0.44
9:BM:111:PRO:HA	9:BM:114:ARG:NH1	2.32	0.44
9:BM:127:ASP:O	9:BM:128:HIS:HB3	2.18	0.44
9:BM:15:LEU:HB2	9:BM:134:ARG:CG	2.47	0.44
9:BM:36:GLY:N	9:BM:42:TRP:CZ3	2.86	0.44
15:BR:118:ARG:O	15:BR:121:ILE:N	2.50	0.44
19:BT:66:LEU:HA	19:BT:66:LEU:HD23	1.65	0.44
21:BV:141:VAL:CG2	21:BV:150:LEU:HG	2.48	0.44
21:BV:19:ARG:HB2	21:BV:19:ARG:HE	1.68	0.44
21:BV:24:LEU:C	21:BV:24:LEU:HD12	2.38	0.44
24:BW:46:GLN:O	24:BW:49:LYS:HE3	2.18	0.44
31:CA:102:G:C6	31:CA:103:C:N4	2.86	0.44
31:CA:1202:G:H2'	31:CA:1203:C:C5'	2.47	0.44
31:CA:1347:G:O2'	31:CA:1348:U:P	2.76	0.44
31:CA:303:A:C5	31:CA:304:U:C5	3.05	0.44
31:CA:464:G:O6	31:CA:466:C:H5'	2.18	0.44
31:CA:586:C:H2'	31:CA:587:G:O4'	2.17	0.44
31:CA:67:C:O2	31:CA:67:C:H2'	2.17	0.44

Continued on next page...

Continued from previous page...

Atom-1	Atom-2	Interatomic distance (Å)	Clash overlap (Å)
31:CA:833:U:H2'	31:CA:834:C:C6	2.52	0.44
53:CD:19:G:H2'	53:CD:58:A:H62	1.81	0.44
1:AA:2112:G:N2	53:CD:58:A:C2	2.86	0.44
1:AA:2394:C:O2	53:CD:77:A:O2'	2.36	0.44
32:CE:119:GLU:HA	32:CE:119:GLU:OE2	2.18	0.44
33:CF:58:GLU:HB2	33:CF:65:ALA:HB3	1.99	0.44
34:CG:129:ASN:HD21	34:CG:144:ASP:CG	2.21	0.44
34:CG:201:GLN:HA	34:CG:201:GLN:NE2	2.27	0.44
38:CK:82:HIS:HB3	38:CK:138:TRP:CD2	2.52	0.44
39:CL:86:VAL:O	39:CL:90:PRO:HA	2.17	0.44
49:CV:11:VAL:HG11	49:CV:16:LEU:HD22	1.99	0.44
31:DA:1004:A:P	31:DA:1025:U:O4	2.75	0.44
31:DA:1057:G:O2'	31:DA:1058:G:H5'	2.17	0.44
31:DA:1243:C:O2	31:DA:1295:G:C2	2.71	0.44
31:DA:1269:A:H5''	31:DA:1270:C:OP2	2.17	0.44
31:DA:192:U:H2'	31:DA:193:C:C6	2.40	0.44
31:DA:29:G:O2'	31:DA:30:U:H5'	2.18	0.44
31:DA:677:U:H3	31:DA:713:G:H22	1.65	0.44
31:DA:762:C:H2'	31:DA:763:G:H8	1.83	0.44
31:DA:803:G:C6	31:DA:804:U:N3	2.86	0.44
31:DA:955:U:H2'	31:DA:956:U:H6	1.83	0.44
53:DC:1:C:HO2'	53:DC:2:G:P	2.41	0.44
32:DE:118:LEU:O	32:DE:121:LEU:N	2.48	0.44
32:DE:134:GLU:HA	32:DE:137:ARG:HB2	1.99	0.44
33:DF:95:THR:HG22	33:DF:97:LYS:HG2	2.00	0.44
34:DG:178:VAL:O	34:DG:180:GLY:N	2.50	0.44
35:DH:7:GLU:N	35:DH:35:GLY:O	2.46	0.44
35:DH:143:ARG:NH1	38:DK:77:GLU:OE1	2.51	0.44
40:DM:6:ILE:HG13	40:DM:72:VAL:HG23	1.99	0.44
48:DU:43:PHE:O	48:DU:51:LEU:HD12	2.18	0.44
48:DU:53:ARG:HA	48:DU:56:THR:OG1	2.18	0.44
49:DV:30:LEU:HD12	49:DV:31:ILE:N	2.33	0.44
13:A0:55:ALA:HA	13:A0:80:PHE:CZ	2.53	0.44
22:A3:27:GLU:HG2	22:A3:68:GLU:HA	1.98	0.44
1:AA:1046:A:O2'	1:AA:1047:G:OP1	2.29	0.44
1:AA:1056:G:HO2'	1:AA:1057:A:P	2.41	0.44
1:AA:1058:U:H2'	1:AA:1059:G:C8	2.52	0.44
1:AA:1235:G:C6	1:AA:1236:G:N1	2.86	0.44
1:AA:1261:C:C2'	1:AA:1262:A:O5'	2.66	0.44
1:AA:2146:C:H4'	1:AA:2147:G:C4	2.53	0.44
1:AA:2316:C:H2'	1:AA:2317:C:H6	1.82	0.44

Continued on next page...

Continued from previous page...

Atom-1	Atom-2	Interatomic distance (Å)	Clash overlap (Å)
1:AA:2508:G:H5'	52:CB:85:C:H42	1.83	0.44
1:AA:764:A:O4'	3:AD:213:ARG:HG3	2.17	0.44
1:AA:90:U:OP1	1:AA:90:U:H6	2.00	0.44
1:AA:96:G:C2	1:AA:97:C:C6	3.06	0.44
2:AB:40:U:C2'	2:AB:41:U:OP1	2.65	0.44
2:AB:42:C:O3'	6:AG:67:LYS:CE	2.66	0.44
2:AB:59:A:N7	2:AB:60:C:C5	2.86	0.44
3:AD:210:GLY:O	3:AD:213:ARG:N	2.51	0.44
1:AA:1491:G:O4'	3:AD:99:ASP:HB3	2.18	0.44
4:AE:79:ARG:CG	4:AE:197:ILE:CG2	2.95	0.44
4:AE:8:LYS:CE	4:AE:24:THR:HG21	2.45	0.44
5:AF:36:VAL:HG11	5:AF:183:VAL:CG1	2.47	0.44
6:AG:117:PHE:CE1	6:AG:119:GLY:CA	3.01	0.44
1:AA:2751:G:C5	7:AH:2:SER:O	2.71	0.44
7:AH:8:PRO:HG2	7:AH:69:ARG:HH21	1.83	0.44
11:AO:96:THR:O	11:AO:98:GLU:N	2.46	0.44
14:AQ:66:ALA:HA	14:AQ:69:VAL:CG1	2.48	0.44
14:AQ:62:LYS:HB2	14:AQ:97:ARG:HD2	2.00	0.44
20:AU:76:CYS:CB	20:AU:77:PRO:CD	2.96	0.44
25:AX:4:LEU:HG	25:AX:39:ASP:HB2	2.00	0.44
23:AZ:81:LYS:HA	23:AZ:81:LYS:HD2	1.79	0.44
13:B0:37:THR:CG2	13:B0:39:PRO:HD2	2.31	0.44
1:BA:815:C:OP2	17:B2:82:ARG:NH1	2.51	0.44
22:B3:48:GLY:HA3	22:B3:80:HIS:ND1	2.33	0.44
26:B4:34:GLU:HG3	43:DP:3:ARG:N	2.32	0.44
30:B8:32:LEU:HA	30:B8:33:ASN:HA	1.52	0.44
1:BA:1374:G:C2	1:BA:1375:C:C2	3.06	0.44
1:BA:1483:G:C6	1:BA:1507:A:C2	3.05	0.44
1:BA:1533:C:N4	1:BA:1539:G:C6	2.86	0.44
1:BA:154:G:H3'	1:BA:155:C:C6	2.53	0.44
1:BA:2016:U:O5'	1:BA:2016:U:H6	2.01	0.44
1:BA:2187:G:C5	1:BA:2188:C:C4	3.06	0.44
1:BA:2320:A:H1'	1:BA:2321:G:C6	2.53	0.44
1:BA:2751:G:H5'	1:BA:2752:C:P	2.57	0.44
1:BA:2801:A:H2'	1:BA:2802:G:O4'	2.18	0.44
1:BA:635:C:H2'	1:BA:636:G:O4'	2.18	0.44
1:BA:879:G:C2	1:BA:880:G:H1'	2.53	0.44
1:BA:971:C:C2'	1:BA:972:G:H5'	2.48	0.44
1:BA:1693:U:O2'	3:BD:14:ARG:NH2	2.51	0.44
4:BE:34:VAL:HB	4:BE:48:GLN:HE21	1.83	0.44
5:BF:25:PRO:CG	5:BF:26:ALA:H	2.31	0.44

Continued on next page...

Continued from previous page...

Atom-1	Atom-2	Interatomic distance (Å)	Clash overlap (Å)
9:BM:56:ASN:H	9:BM:125:GLY:N	2.15	0.44
12:BP:26:TYR:CD2	12:BP:26:TYR:C	2.91	0.44
15:BR:90:GLN:HA	15:BR:90:GLN:HE21	1.82	0.44
20:BU:30:VAL:O	20:BU:36:ALA:O	2.36	0.44
23:BZ:65:SER:OG	23:BZ:66:HIS:HD2	2.01	0.44
31:CA:1221:G:H4'	49:CV:77:THR:CG2	2.48	0.44
31:CA:1485:U:O2'	31:CA:1486:G:H5'	2.18	0.44
31:CA:16:A:O2'	31:CA:17:U:H5'	2.17	0.44
31:CA:49:U:O2'	31:CA:50:A:C2'	2.65	0.44
31:CA:683:G:H2'	31:CA:684:A:C8	2.52	0.44
31:CA:84:U:O2	31:CA:84:U:H2'	2.18	0.44
53:CC:20:G:C5	53:CC:58:A:C2	3.05	0.44
32:CE:17:PHE:CD1	32:CE:17:PHE:O	2.67	0.44
31:CA:625:G:H4'	46:CS:16:HIS:CD2	2.52	0.44
31:DA:1027:C:O2'	31:DA:1028:C:C6	2.70	0.44
31:DA:1156:G:H5''	31:DA:1157:A:OP2	2.17	0.44
31:DA:1343:G:H2'	31:DA:1344:C:C6	2.53	0.44
31:DA:1436:U:H2'	31:DA:1437:C:O4'	2.17	0.44
31:DA:115:G:C2	31:DA:289:G:N7	2.86	0.44
31:DA:448:A:C2	31:DA:449:C:C4	3.05	0.44
31:DA:735:C:H2'	31:DA:736:C:C6	2.51	0.44
31:DA:948:C:O2'	31:DA:949:A:H5'	2.17	0.44
33:DF:16:ARG:HA	33:DF:16:ARG:HH11	1.82	0.44
35:DH:80:ILE:HD11	35:DH:138:ALA:HB1	1.99	0.44
39:DL:8:GLY:HA2	39:DL:79:LEU:HD12	1.99	0.44
50:DW:9:ASN:HD22	50:DW:9:ASN:HA	1.62	0.44
27:A5:58:LEU:HD13	27:A5:60:VAL:OXT	2.18	0.43
1:AA:1091:G:N2	1:AA:1101:U:H1'	2.33	0.43
1:AA:1316:U:O2'	1:AA:1317:A:H5'	2.18	0.43
1:AA:1394:U:H5	1:AA:1395:A:C8	2.35	0.43
1:AA:1710:C:H2'	1:AA:1711:C:H6	1.83	0.43
1:AA:2069:G:N2	1:AA:2070:G:H1'	2.33	0.43
1:AA:2143:C:H2'	1:AA:2144:U:O4'	2.18	0.43
1:AA:2164:C:C5	1:AA:2165:G:N7	2.86	0.43
1:AA:2436:G:C5	1:AA:2437:U:C5	3.06	0.43
1:AA:2655:G:N2	1:AA:2664:G:C4	2.86	0.43
1:AA:2818:G:C2'	1:AA:2819:G:H5'	2.47	0.43
1:AA:526:A:H5''	1:AA:527:C:OP1	2.18	0.43
1:AA:529:A:C8	1:AA:530:G:C6	3.02	0.43
1:AA:611:C:C2	1:AA:612:G:C8	3.06	0.43
3:AD:149:PRO:O	3:AD:150:LYS:HB2	2.18	0.43

Continued on next page...

Continued from previous page...

Atom-1	Atom-2	Interatomic distance (Å)	Clash overlap (Å)
3:AD:94:LEU:C	3:AD:94:LEU:HD22	2.37	0.43
1:AA:1491:G:H5'	3:AD:99:ASP:OD2	2.17	0.43
4:AE:101:ARG:HA	4:AE:101:ARG:HD2	1.71	0.43
4:AE:14:ILE:O	4:AE:15:PHE:CD2	2.71	0.43
5:AF:10:PRO:O	5:AF:124:LEU:HD12	2.18	0.43
6:AG:111:LEU:HA	6:AG:114:ILE:HG12	1.99	0.43
11:AO:113:LYS:HA	11:AO:129:ALA:O	2.17	0.43
15:AR:80:SER:HA	15:AR:81:PRO:HD3	1.85	0.43
19:AT:67:GLY:C	19:AT:69:TYR:H	2.06	0.43
17:B2:41:GLY:CA	17:B2:46:VAL:HG11	2.47	0.43
28:B6:25:LYS:O	28:B6:25:LYS:HG2	2.17	0.43
1:BA:1087:G:H2'	1:BA:1089:G:O4'	2.17	0.43
1:BA:1131:G:O6	1:BA:2040:C:H1'	2.18	0.43
1:BA:1204:A:N1	1:BA:1241:A:N1	2.66	0.43
1:BA:1484:G:C4	1:BA:1485:G:C8	3.06	0.43
1:BA:1589:C:H2'	1:BA:1590:U:H6	1.83	0.43
1:BA:1675:C:O5'	1:BA:1675:C:H6	2.00	0.43
1:BA:2199:A:H3'	1:BA:2205:C:H6	1.83	0.43
1:BA:2786:U:H5'	4:BE:65:GLY:HA3	2.00	0.43
1:BA:2824:C:H2'	1:BA:2825:C:O4'	2.18	0.43
1:BA:362:U:C3'	1:BA:362:U:C6	3.01	0.43
1:BA:466:A:H2'	1:BA:467:G:H5'	2.00	0.43
1:BA:945:A:C3'	1:BA:946:G:H5''	2.48	0.43
3:BD:62:TYR:CE1	3:BD:64:ILE:HA	2.53	0.43
3:BD:91:ARG:HH11	3:BD:91:ARG:CG	2.17	0.43
4:BE:114:ALA:O	4:BE:157:ALA:HB1	2.18	0.43
6:BG:120:LEU:HB2	6:BG:180:PHE:HD2	1.83	0.43
6:BG:15:VAL:HG12	6:BG:19:LEU:HD12	2.00	0.43
12:BP:78:PRO:O	12:BP:79:LEU:HG	2.18	0.43
12:BP:89:ASN:O	12:BP:90:VAL:CB	2.65	0.43
14:BQ:27:SER:HB2	14:BQ:88:ASP:OD1	2.17	0.43
21:BV:157:LEU:HD12	21:BV:161:VAL:HA	2.00	0.43
21:BV:115:GLY:HA2	21:BV:175:VAL:O	2.18	0.43
31:CA:1028(B):C:N4	31:CA:1032(B):G:O6	2.51	0.43
31:CA:104:G:C6	31:CA:105:G:N7	2.86	0.43
31:CA:1068:G:C6	31:CA:1069:C:C4	3.06	0.43
31:CA:1233:G:H2'	31:CA:1234:C:C6	2.52	0.43
31:CA:1287:A:H2	31:CA:1353:G:N3	2.15	0.43
31:CA:1404:C:O4'	31:CA:1499:A:N1	2.51	0.43
31:CA:189:U:O4	47:CT:62:SER:HB2	2.18	0.43
31:CA:41:G:C2	31:CA:402:G:N3	2.86	0.43

Continued on next page...

Continued from previous page...

Atom-1	Atom-2	Interatomic distance (Å)	Clash overlap (Å)
31:CA:686:U:H2'	31:CA:687:A:C8	2.53	0.43
31:CA:789:U:O5'	31:CA:789:U:O2	2.36	0.43
31:CA:834:C:C2	31:CA:853:G:C2	3.06	0.43
52:CB:86:C:H2'	52:CB:87:A:C4	2.53	0.43
32:CE:231:GLU:HB2	32:CE:232:PRO:HD2	2.00	0.43
35:CH:101:ILE:O	35:CH:120:THR:OG1	2.25	0.43
35:CH:102:ALA:HB1	35:CH:106:PRO:CG	2.40	0.43
36:CI:23:LYS:HB2	36:CI:23:LYS:NZ	2.32	0.43
38:CK:39:LEU:HD11	38:CK:111:ILE:HD11	1.99	0.43
38:CK:73:ASP:OD2	38:CK:75:ARG:NE	2.51	0.43
46:CS:22:THR:HA	46:CS:33:ILE:HG13	2.00	0.43
48:CU:36:ASN:HD22	48:CU:36:ASN:N	2.14	0.43
50:CW:13:LEU:HD12	50:CW:14:LYS:N	2.32	0.43
31:DA:1156:G:H3'	31:DA:1157:A:C5'	2.48	0.43
31:DA:1178:G:C8	31:DA:1180:A:OP2	2.71	0.43
31:DA:1276:G:H2'	31:DA:1277:C:H6	1.82	0.43
31:DA:942:G:C2	31:DA:1342:C:C2	3.06	0.43
31:DA:247:G:C6	31:DA:278:G:C2	3.06	0.43
31:DA:279:A:C5'	31:DA:281:G:H5'	2.47	0.43
31:DA:352:C:O2'	31:DA:354:G:OP1	2.29	0.43
31:DA:505:G:C5	31:DA:535:A:C2	3.06	0.43
31:DA:54:C:C4	31:DA:352:C:C5	3.05	0.43
52:DB:37:G:N2	54:D1:20:U:C6	2.86	0.43
53:DC:48:U:H1'	53:DC:49:C:P	2.58	0.43
53:DD:15:G:N7	53:DD:16:C:H5	2.14	0.43
53:DD:49:C:H5''	53:DD:50:G:H5''	1.99	0.43
53:DD:71:G:H2'	53:DD:72:C:H5'	2.00	0.43
32:DE:137:ARG:HD3	32:DE:137:ARG:O	2.17	0.43
32:DE:24:TRP:CD1	32:DE:24:TRP:O	2.71	0.43
33:DF:58:GLU:HB2	33:DF:65:ALA:HB2	1.99	0.43
37:DJ:137:LYS:HB3	37:DJ:137:LYS:HE2	1.83	0.43
37:DJ:149:ARG:HD3	41:DN:59:TYR:CE1	2.53	0.43
41:DN:70:LYS:HB2	41:DN:70:LYS:HE3	1.66	0.43
43:DP:25:ILE:HG22	43:DP:26:GLY:N	2.32	0.43
43:DP:81:LEU:CD1	43:DP:88:ARG:HH11	2.30	0.43
43:DP:3:ARG:HA	43:DP:8:GLU:O	2.18	0.43
31:DA:468:A:O2'	46:DS:81:ARG:HA	2.18	0.43
50:DW:55:ILE:O	50:DW:58:LYS:N	2.46	0.43
17:A2:35:LEU:HD23	17:A2:57:VAL:HG13	2.00	0.43
30:A8:37:SER:O	30:A8:40:GLU:HB3	2.18	0.43
1:AA:1014:U:H3	1:AA:1148:A:H61	1.66	0.43

Continued on next page...

Continued from previous page...

Atom-1	Atom-2	Interatomic distance (Å)	Clash overlap (Å)
1:AA:1178:C:O2	1:AA:1178:C:C2'	2.55	0.43
1:AA:152:G:H2'	1:AA:153:C:C6	2.53	0.43
1:AA:2115:G:N2	1:AA:2172:U:N3	2.65	0.43
1:AA:2286:A:C2'	28:A6:31:PRO:HG3	2.48	0.43
1:AA:2579:C:O5'	1:AA:2579:C:H6	2.01	0.43
1:AA:2590:A:C2	1:AA:2605:U:C2	3.06	0.43
1:AA:2623:G:N2	27:A5:22:HIS:CE1	2.86	0.43
1:AA:2811:G:OP1	4:AE:61:ARG:NE	2.42	0.43
1:AA:654(B):C:C2	1:AA:654(T):A:C2	3.06	0.43
4:AE:130:GLY:O	4:AE:132:HIS:N	2.51	0.43
4:AE:182:LEU:HD12	4:AE:183:LEU:H	1.82	0.43
4:AE:41:LYS:HB2	4:AE:42:ASP:OD2	2.19	0.43
5:AF:185:ASP:HA	5:AF:188:ARG:CD	2.43	0.43
7:AH:102:ALA:HB2	7:AH:116:GLU:HB2	2.00	0.43
7:AH:54:ARG:NH1	7:AH:65:HIS:ND1	2.61	0.43
7:AH:4:ILE:HG12	7:AH:6:ARG:HB2	2.00	0.43
8:AK:112:LYS:H	8:AK:112:LYS:HG2	1.52	0.43
9:AM:131:GLN:CG	9:AM:132:ALA:N	2.81	0.43
9:AM:38:HIS:CD2	9:AM:39:ARG:N	2.86	0.43
9:AM:36:GLY:H	9:AM:49:GLY:CA	2.31	0.43
11:AO:121:LYS:O	11:AO:123:LEU:N	2.50	0.43
19:AT:80:ILE:O	19:AT:80:ILE:HG13	2.18	0.43
21:AV:15:PRO:O	21:AV:19:ARG:HB2	2.18	0.43
1:BA:1275:A:C4	13:B0:16:HIS:CE1	3.05	0.43
13:B0:48:VAL:O	13:B0:51:LEU:HB2	2.18	0.43
17:B2:71:LEU:C	17:B2:72:VAL:HG23	2.38	0.43
27:B5:3:LYS:CG	27:B5:4:HIS:N	2.80	0.43
1:BA:1015:G:O6	1:BA:1147:C:N3	2.51	0.43
1:BA:1156:A:OP1	16:B1:55:ARG:NH1	2.52	0.43
1:BA:140:A:C6	1:BA:141:A:N6	2.85	0.43
1:BA:1708:C:H2'	1:BA:1709:U:H6	1.83	0.43
1:BA:2048:G:C6	1:BA:2049:G:C5	3.06	0.43
1:BA:2164:C:C5	1:BA:2165:G:N7	2.86	0.43
1:BA:2347:C:H2'	1:BA:2348:U:C6	2.53	0.43
1:BA:2422:A:O2'	1:BA:2423:U:O5'	2.34	0.43
1:BA:2531:A:H5'	7:BH:157:TYR:CE2	2.53	0.43
1:BA:603:A:H1'	1:BA:604:G:O4'	2.18	0.43
2:BB:16:G:H2'	2:BB:17:C:C6	2.53	0.43
1:BA:2239:G:H5'	3:BD:251:GLY:HA3	1.99	0.43
1:BA:2575:C:H5'	4:BE:143:ASN:O	2.17	0.43
4:BE:14:ILE:HD11	4:BE:173:VAL:CG1	2.48	0.43

Continued on next page...

Continued from previous page...

Atom-1	Atom-2	Interatomic distance (Å)	Clash overlap (Å)
5:BF:181:LEU:CD2	5:BF:186:ILE:HD11	2.45	0.43
8:BK:77:LEU:HD12	8:BK:78:THR:H	1.83	0.43
1:BA:1996:C:OP1	10:BN:31:LYS:HE3	2.17	0.43
1:BA:660:G:H21	11:BO:12:ALA:CA	2.31	0.43
11:BO:5:ASP:O	11:BO:6:LEU:C	2.51	0.43
21:BV:56:VAL:HG12	21:BV:57:ILE:N	2.32	0.43
31:CA:999:U:H2'	31:CA:1000:A:H8	1.83	0.43
31:CA:1106:G:C6	31:CA:1107:C:N4	2.86	0.43
31:CA:1256:A:N3	31:CA:1277:C:C4	2.86	0.43
31:CA:1296:C:OP1	43:CP:44:ARG:NH2	2.51	0.43
31:CA:1402:C:O2	31:CA:1500:A:N1	2.52	0.43
31:CA:1498:U:C2'	31:CA:1499:A:OP2	2.66	0.43
31:CA:173:U:C6	31:CA:197:A:C2	3.06	0.43
31:CA:644:G:H2'	31:CA:645:C:O4'	2.18	0.43
31:CA:96:G:H2'	31:CA:97:U:C5'	2.45	0.43
32:CE:52:GLU:HG2	32:CE:56:ARG:HH21	1.82	0.43
34:CG:188:LEU:HA	34:CG:189:PRO:HD2	1.82	0.43
33:CF:29:TYR:OH	44:CQ:54:PRO:HD2	2.17	0.43
45:CR:55:GLY:HA2	45:CR:58:MET:HE2	2.00	0.43
31:DA:1179:A:H2'	31:DA:1180:A:O4'	2.18	0.43
31:DA:1277:C:O2'	31:DA:1279:A:H1'	2.18	0.43
31:DA:1375:A:H4'	37:DJ:29:LYS:NZ	2.33	0.43
31:DA:1527:C:H6	31:DA:1527:C:O5'	2.01	0.43
31:DA:266:G:C1'	31:DA:267:C:OP2	2.66	0.43
31:DA:539:A:OP2	42:DO:115:LYS:NZ	2.48	0.43
31:DA:575:G:H4'	31:DA:576:G:OP1	2.18	0.43
31:DA:980:C:H3'	31:DA:981:U:C6	2.54	0.43
31:DA:983:A:H2	31:DA:984:C:C6	2.36	0.43
52:DB:59:U:O2'	52:DB:70:G:C4'	2.63	0.43
53:DD:8:U:H1'	53:DD:49:C:H1'	1.98	0.43
32:DE:17:PHE:HA	32:DE:17:PHE:HD1	1.65	0.43
34:DG:176:LEU:HD12	34:DG:177:ASP:N	2.32	0.43
35:DH:110:LEU:HD21	35:DH:139:LEU:HD21	2.00	0.43
41:DN:93:GLN:NE2	41:DN:96:ARG:NH2	2.66	0.43
31:DA:362:G:C4'	42:DO:33:ARG:HH21	2.23	0.43
42:DO:60:LEU:CD2	42:DO:66:VAL:HG22	2.49	0.43
43:DP:3:ARG:HG2	43:DP:9:ILE:HG13	2.00	0.43
50:DW:87:LYS:HA	50:DW:87:LYS:HD2	1.66	0.43
1:AA:1081:U:H2'	1:AA:1082:U:O4'	2.18	0.43
1:AA:2110:G:C6	1:AA:2120:G:N7	2.86	0.43
1:AA:2262:U:OP2	22:A3:19:LYS:HE3	2.18	0.43

Continued on next page...

Continued from previous page...

Atom-1	Atom-2	Interatomic distance (Å)	Clash overlap (Å)
1:AA:2415:G:C5	1:AA:2416:C:C5	3.06	0.43
1:AA:2508:G:H2'	1:AA:2509:G:O4'	2.19	0.43
1:AA:50:U:H3'	1:AA:51:G:C5'	2.49	0.43
1:AA:54:G:O2'	29:A7:35:ARG:HD3	2.18	0.43
1:AA:571:A:C8	1:AA:2030:A:N6	2.87	0.43
1:AA:765:G:C6	1:AA:766:C:C4	3.06	0.43
1:AA:943:U:C4	1:AA:944:G:N7	2.86	0.43
1:AA:943:U:OP2	11:AO:36:LYS:HG2	2.19	0.43
2:AB:102:G:N3	21:AV:73:GLN:NE2	2.60	0.43
3:AD:155:LEU:N	3:AD:155:LEU:CD1	2.81	0.43
3:AD:94:LEU:CD2	3:AD:94:LEU:C	2.86	0.43
4:AE:20:ALA:C	4:AE:21:VAL:CG1	2.87	0.43
6:AG:114:ILE:HB	6:AG:117:PHE:HB2	2.00	0.43
6:AG:77:ILE:O	6:AG:78:SER:O	2.36	0.43
6:AG:82:LEU:O	6:AG:83:ARG:C	2.56	0.43
18:AS:44:ALA:O	18:AS:45:TYR:C	2.55	0.43
21:AV:102:LEU:N	21:AV:122:ARG:O	2.44	0.43
21:AV:139:VAL:HG13	21:AV:155:LEU:HD21	2.00	0.43
23:AZ:45:ASN:O	23:AZ:47:GLN:HG2	2.18	0.43
17:B2:76:LYS:HG2	17:B2:80:GLN:CB	2.46	0.43
17:B2:69:LYS:NZ	17:B2:85:LYS:HD2	2.32	0.43
13:B0:101:ALA:HB1	27:B5:41:PRO:HG3	2.00	0.43
1:BA:2383:G:OP2	30:B8:37:SER:HB2	2.17	0.43
1:BA:1012:U:C2	1:BA:1143:A:N1	2.84	0.43
1:BA:1056:G:H1'	1:BA:1103:A:N6	2.33	0.43
1:BA:1171:G:C8	1:BA:1173:G:N3	2.86	0.43
1:BA:1173:G:O2'	1:BA:1174:A:H2	2.01	0.43
1:BA:1396:U:H2'	1:BA:1396:U:O2	2.19	0.43
1:BA:1488:G:C6	1:BA:1489:U:N3	2.87	0.43
1:BA:2054:A:H5''	1:BA:2055:C:O5'	2.18	0.43
1:BA:2056:G:H2'	1:BA:2056:G:N3	2.32	0.43
1:BA:2140:C:N3	1:BA:2151:G:O6	2.51	0.43
1:BA:2160:G:H8	1:BA:2160:G:O5'	2.02	0.43
1:BA:2275:C:O2'	12:BP:84:GLY:C	2.56	0.43
1:BA:2494:G:H2'	1:BA:2495:G:H8	1.83	0.43
1:BA:2859:G:O2'	1:BA:2860:A:P	2.76	0.43
1:BA:496:G:H2'	1:BA:497:A:H5'	2.00	0.43
1:BA:528:A:C2	1:BA:2043:C:C5'	2.95	0.43
1:BA:783:A:H8	1:BA:784:A:H4'	1.83	0.43
3:BD:72:LYS:HE2	3:BD:101:GLU:OE2	2.17	0.43
3:BD:64:ILE:O	3:BD:64:ILE:HG13	2.16	0.43

Continued on next page...

Continued from previous page...

Atom-1	Atom-2	Interatomic distance (Å)	Clash overlap (Å)
6:BG:146:TYR:O	6:BG:149:VAL:HG22	2.18	0.43
6:BG:150:ASP:OD2	6:BG:151:ALA:N	2.52	0.43
8:BK:19:VAL:HG22	8:BK:20:ASP:N	2.34	0.43
10:BN:87:ILE:HG23	10:BN:91:LEU:HA	2.01	0.43
1:BA:943:U:P	11:BO:36:LYS:HG3	2.57	0.43
12:BP:138:ASP:OD2	12:BP:138:ASP:O	2.36	0.43
12:BP:79:LEU:O	12:BP:81:VAL:HG13	2.18	0.43
18:BS:18:ARG:HG3	18:BS:76:VAL:HG13	2.00	0.43
23:BZ:67:ILE:N	23:BZ:68:PRO:CD	2.80	0.43
31:CA:1028(A):C:N3	31:CA:1028(B):C:N4	2.67	0.43
31:CA:1036:G:H2'	31:CA:1037:C:C2	2.53	0.43
31:CA:1122:U:C4	31:CA:1123:A:N7	2.87	0.43
31:CA:1160:G:H22	31:CA:1177:G:H21	1.66	0.43
31:CA:148:G:N2	31:CA:175:C:C2	2.86	0.43
31:CA:452:A:H2'	31:CA:453:A:C8	2.53	0.43
31:CA:958:A:C5	31:CA:959:A:C6	3.06	0.43
52:CB:59:U:H4'	52:CB:60:A:H5''	1.98	0.43
53:CD:11:A:N6	53:CD:25:U:H3	2.16	0.43
32:CE:91:PRO:HG3	32:CE:155:LEU:HB2	2.00	0.43
43:CP:5:ALA:HA	43:CP:61:GLU:HG3	2.01	0.43
46:CS:65:GLN:HA	46:CS:66:PRO:HD2	1.84	0.43
46:CS:72:ARG:HD3	46:CS:72:ARG:C	2.38	0.43
50:CW:100:ILE:CD1	50:CW:101:GLY:H	2.32	0.43
31:CA:177:C:OP2	50:CW:65:LYS:HD3	2.18	0.43
31:DA:1453:G:O4'	31:DA:1453:G:N3	2.51	0.43
31:DA:197:A:OP2	31:DA:197:A:H3'	2.18	0.43
31:DA:451:A:C2	31:DA:480:U:C4	3.06	0.43
31:DA:502:G:H2'	31:DA:503:C:O4'	2.18	0.43
31:DA:627:G:H2'	31:DA:628:G:H8	1.83	0.43
31:DA:775:G:C2'	31:DA:776:G:H5'	2.48	0.43
52:DB:26:C:C4	52:DB:27:G:C2	3.06	0.43
31:DA:530:G:H1'	52:DB:36:A:H1'	2.00	0.43
52:DB:56:G:H2'	52:DB:57:C:C6	2.53	0.43
53:DC:20:G:C4	53:DC:58:A:C2	3.06	0.43
53:DC:40:C:H2'	53:DC:41:C:C6	2.54	0.43
23:BZ:30:VAL:HG11	53:DD:77:A:H5''	1.99	0.43
32:DE:130:ARG:O	32:DE:135:GLN:HG3	2.18	0.43
32:DE:137:ARG:NH1	32:DE:140:HIS:HB2	2.10	0.43
32:DE:92:TYR:CD2	32:DE:92:TYR:O	2.70	0.43
31:DA:673:G:H5''	36:DI:87:ARG:NH1	2.33	0.43
39:DL:3:GLN:HG2	39:DL:20:ARG:HG3	1.99	0.43

Continued on next page...

Continued from previous page...

Atom-1	Atom-2	Interatomic distance (Å)	Clash overlap (Å)
50:DW:27:LYS:HA	50:DW:27:LYS:HE2	2.00	0.43
31:DA:1305:G:H5''	51:DX:4:GLY:CA	2.49	0.43
16:A1:28:ARG:O	16:A1:35:ALA:HA	2.18	0.43
26:A4:16:CYS:SG	26:A4:17:GLY:N	2.91	0.43
26:A4:60:GLN:O	26:A4:63:TYR:HB3	2.18	0.43
28:A6:15:GLU:CD	28:A6:44:ARG:NH2	2.72	0.43
1:AA:1065:U:C5	1:AA:1066:U:C6	2.97	0.43
1:AA:991:C:C5	1:AA:1185:C:N4	2.87	0.43
1:AA:1196:C:O4'	1:AA:1227:A:C2	2.71	0.43
1:AA:1231:G:H2'	1:AA:1232:G:C8	2.53	0.43
1:AA:1407:C:O2'	1:AA:1408:C:H5'	2.18	0.43
1:AA:1464:C:H2'	1:AA:1464:C:O2	2.17	0.43
1:AA:1448:G:H1'	1:AA:1528:A:H62	1.82	0.43
1:AA:1659:U:C4	1:AA:1660:C:C5	3.07	0.43
1:AA:2283:C:H2'	1:AA:2284:C:O4'	2.19	0.43
1:AA:2394:C:C2	53:CD:77:A:O2'	2.67	0.43
1:AA:2400:G:H2'	1:AA:2401:U:C6	2.53	0.43
1:AA:2698:U:H2'	1:AA:2699:C:H6	1.80	0.43
1:AA:270(R):G:H2'	1:AA:270(S):G:H8	1.80	0.43
1:AA:34:C:HO2'	1:AA:35:G:P	2.36	0.43
1:AA:480:A:H2'	1:AA:481:G:OP1	2.18	0.43
1:AA:856:C:C6	1:AA:856:C:H3'	2.53	0.43
1:AA:92:G:H2'	1:AA:93:C:C6	2.53	0.43
2:AB:80:U:O2'	2:AB:81:G:H5''	2.18	0.43
4:AE:20:ALA:O	4:AE:21:VAL:HG12	2.18	0.43
4:AE:4:ILE:HD13	4:AE:28:ALA:CB	2.43	0.43
4:AE:85:ASN:HA	4:AE:86:PRO:HD2	1.88	0.43
7:AH:4:ILE:HD11	7:AH:7:LEU:CD1	2.39	0.43
11:AO:17:LYS:HE2	11:AO:27:HIS:NE2	2.34	0.43
15:AR:12:SER:HG	15:AR:57:PHE:HD1	1.61	0.43
21:AV:45:ASP:CG	21:AV:49:ARG:HE	2.21	0.43
21:AV:57:ILE:N	21:AV:57:ILE:HD12	2.34	0.43
24:AW:65:ASN:HD22	24:AW:69:ARG:HE	1.67	0.43
16:B1:69:CYS:O	16:B1:74:LEU:HD12	2.17	0.43
26:B4:48:ARG:HH12	26:B4:51:ASP:HB3	1.80	0.43
1:BA:1000:A:N1	1:BA:1001:A:C2	2.87	0.43
1:BA:125:G:H4'	1:BA:126:A:OP2	2.19	0.43
1:BA:1300:U:H4'	1:BA:1301:A:OP2	2.17	0.43
1:BA:1484:G:O2'	1:BA:1485:G:H5'	2.17	0.43
1:BA:1993:U:H4'	4:BE:128:SER:HB3	1.99	0.43
1:BA:2072:G:H2'	1:BA:2073:C:O4'	2.18	0.43

Continued on next page...

Continued from previous page...

Atom-1	Atom-2	Interatomic distance (Å)	Clash overlap (Å)
1:BA:2152:G:H5''	1:BA:2153:G:OP2	2.19	0.43
1:BA:2390:U:C2'	1:BA:2391:G:H5'	2.48	0.43
1:BA:2438:U:H5''	1:BA:2600:A:OP1	2.18	0.43
1:BA:2472:G:H1	1:BA:2477:C:P	2.41	0.43
1:BA:2528:U:H5''	1:BA:2529:G:N2	2.34	0.43
1:BA:2698:U:H2'	1:BA:2699:C:C6	2.54	0.43
1:BA:2731:G:C6	1:BA:2732:G:O6	2.71	0.43
1:BA:2847:U:OP1	15:BR:98:LYS:CD	2.65	0.43
1:BA:488:G:H1'	1:BA:492:A:N6	2.33	0.43
1:BA:764:A:H5'	3:BD:210:GLY:HA2	2.00	0.43
1:BA:844:C:C2'	1:BA:845:G:O5'	2.66	0.43
1:BA:850:C:O2'	25:BX:46:ASN:ND2	2.47	0.43
1:BA:854:G:C4	1:BA:855:G:C8	3.05	0.43
1:BA:934:G:H2'	1:BA:935:C:C6	2.53	0.43
1:BA:962:G:O2'	1:BA:963:U:H5'	2.18	0.43
2:BB:10:C:C2'	2:BB:11:C:H5'	2.49	0.43
3:BD:9:TYR:HD2	3:BD:10:THR:HG23	1.81	0.43
4:BE:52:LEU:CD1	4:BE:52:LEU:O	2.61	0.43
5:BF:88:VAL:O	5:BF:89:VAL:O	2.37	0.43
6:BG:101:ILE:HB	6:BG:105:LYS:NZ	2.34	0.43
7:BH:103:LEU:HD11	7:BH:105:LEU:HD12	2.00	0.43
8:BK:77:LEU:HG	8:BK:78:THR:OG1	2.18	0.43
8:BK:84:GLY:O	8:BK:85:GLU:HB3	2.17	0.43
10:BN:49:ARG:HH12	31:DA:1423:G:P	2.41	0.43
11:BO:128:HIS:O	11:BO:147:LEU:HB3	2.18	0.43
20:BU:101:LYS:HB3	20:BU:101:LYS:HE2	1.56	0.43
21:BV:116:VAL:O	21:BV:117:LEU:HD22	2.18	0.43
25:BX:23:LEU:HG	25:BX:50:VAL:HG11	1.99	0.43
31:CA:1349:A:H2'	31:CA:1350:A:C8	2.53	0.43
31:CA:323:U:H2'	31:CA:324:G:O4'	2.19	0.43
53:CD:41:C:O2'	53:CD:42:C:H5'	2.18	0.43
36:CI:44:GLY:O	36:CI:59:TYR:HA	2.19	0.43
36:CI:95:GLU:HA	36:CI:96:PRO:HD3	1.85	0.43
37:CJ:51:GLN:O	37:CJ:54:THR:O	2.36	0.43
40:CM:48:THR:HG23	40:CM:62:HIS:CB	2.48	0.43
41:CN:21:ILE:HD13	41:CN:94:ALA:HB1	1.99	0.43
45:CR:49:ASP:OD1	45:CR:49:ASP:C	2.56	0.43
46:CS:4:ILE:HA	46:CS:20:VAL:O	2.18	0.43
49:CV:30:LEU:HD13	49:CV:30:LEU:N	2.33	0.43
50:CW:25:ARG:HG3	50:CW:25:ARG:HH11	1.82	0.43
31:CA:1455:G:C5'	50:CW:32:ALA:HB2	2.49	0.43

Continued on next page...

Continued from previous page...

Atom-1	Atom-2	Interatomic distance (Å)	Clash overlap (Å)
31:DA:1230:C:H2'	31:DA:1231:G:H8	1.83	0.43
31:DA:1277:C:H1'	31:DA:1282:C:O2	2.18	0.43
31:DA:1288:A:C2	31:DA:1289:A:C4	3.06	0.43
31:DA:1328:C:O2'	31:DA:1329:A:H5'	2.17	0.43
31:DA:1491:G:O3'	42:DO:46:LYS:HB2	2.18	0.43
31:DA:197:A:C8	31:DA:198:G:C1'	3.01	0.43
31:DA:123:C:OP1	31:DA:312:C:H5'	2.19	0.43
31:DA:444:C:H2'	31:DA:445:G:O4'	2.18	0.43
31:DA:503:C:O2'	31:DA:504:C:H5'	2.19	0.43
31:DA:609:A:H5'	46:DS:18:ARG:NH2	2.32	0.43
52:DB:76:U:C4	52:DB:77:C:C4	3.07	0.43
53:DC:24:C:C2	53:DC:25:U:C5	3.06	0.43
32:DE:42:ILE:HD13	32:DE:203:GLY:CA	2.48	0.43
32:DE:213:LEU:O	32:DE:213:LEU:HD23	2.18	0.43
35:DH:147:ASP:HA	35:DH:150:ARG:CB	2.49	0.43
36:DI:22:GLU:HA	36:DI:22:GLU:OE2	2.18	0.43
36:DI:70:ASP:OD1	36:DI:71:ARG:N	2.51	0.43
38:DK:94:TYR:CE1	38:DK:132:GLU:HB2	2.53	0.43
39:DL:4:TYR:CZ	39:DL:88:TYR:CG	3.06	0.43
43:DP:15:VAL:O	43:DP:19:LEU:HD23	2.17	0.43
43:DP:54:VAL:HG12	43:DP:58:GLU:OE1	2.18	0.43
44:DQ:42:ILE:O	44:DQ:45:ARG:HB3	2.18	0.43
46:DS:57:ARG:HA	46:DS:60:LEU:HD12	2.00	0.43
51:DX:25:LYS:CE	51:DX:26:LYS:HG3	2.48	0.43
16:A1:90:VAL:HG22	17:A2:39:LEU:HB3	2.00	0.43
17:A2:35:LEU:HD23	17:A2:35:LEU:O	2.18	0.43
30:A8:14:VAL:HG21	30:A8:56:GLU:HG2	1.99	0.43
1:AA:592:G:N3	30:A8:4:MET:CE	2.81	0.43
30:A8:58:ILE:HA	30:A8:61:LEU:CD1	2.49	0.43
30:A8:8:LYS:HA	30:A8:8:LYS:HD2	1.79	0.43
1:AA:1271:G:O3'	1:AA:1272:A:H4'	2.16	0.43
1:AA:1392:A:C6	1:AA:1393:A:C6	3.06	0.43
1:AA:1478:G:H1'	1:AA:1557:C:O2'	2.19	0.43
1:AA:699:A:H4'	1:AA:1634:A:N7	2.32	0.43
1:AA:1680:U:O2'	1:AA:1763:G:N7	2.40	0.43
1:AA:1992:G:C2'	1:AA:1993:U:OP2	2.66	0.43
1:AA:2112:G:H5'	53:CD:20:G:H22	1.82	0.43
1:AA:2147:G:H3'	1:AA:2147:G:H8	1.82	0.43
1:AA:2294:C:C5	1:AA:2295:C:H5	2.37	0.43
1:AA:2419:U:O4	30:A8:30:ARG:CZ	2.67	0.43
1:AA:2619:C:H2'	1:AA:2620:C:H6	1.83	0.43

Continued on next page...

Continued from previous page...

Atom-1	Atom-2	Interatomic distance (Å)	Clash overlap (Å)
1:AA:6:A:O2'	1:AA:7:G:H5'	2.18	0.43
1:AA:783:A:O2'	1:AA:785:G:OP1	2.29	0.43
1:AA:885:C:H2'	1:AA:890:A:N6	2.32	0.43
5:AF:124:LEU:CD2	5:AF:126:VAL:HG12	2.49	0.43
6:AG:67:LYS:NZ	26:A4:6:HIS:NE2	2.62	0.43
9:AM:28:THR:HG22	9:AM:29:LYS:N	2.32	0.43
12:AP:137:TYR:C	12:AP:139:GLU:H	2.22	0.43
14:AQ:67:ARG:NH1	14:AQ:67:ARG:CB	2.81	0.43
14:AQ:85:VAL:CG2	14:AQ:112:PHE:HZ	2.32	0.43
21:AV:26:GLY:CA	21:AV:86:VAL:O	2.67	0.43
24:AW:46:GLN:O	24:AW:49:LYS:HG3	2.19	0.43
16:B1:92:ARG:HH22	17:B2:10:LYS:HA	1.83	0.43
1:BA:1180:C:H2'	1:BA:1181:C:C6	2.53	0.43
1:BA:1366:A:H2'	1:BA:1367:A:O4'	2.17	0.43
1:BA:1726:G:C6	1:BA:1727:U:C4	3.06	0.43
1:BA:1955:U:O3'	1:BA:1956:U:H6	2.01	0.43
1:BA:573:G:O6	1:BA:2029:G:H2'	2.19	0.43
1:BA:2036:C:H2'	1:BA:2037:G:O5'	2.18	0.43
1:BA:2089:U:O2	1:BA:2089:U:H2'	2.17	0.43
1:BA:2173:A:C2'	1:BA:2173:A:N3	2.80	0.43
1:BA:2339:G:H2'	1:BA:2340:G:C8	2.53	0.43
1:BA:270(S):G:O2'	1:BA:270(T):G:H5'	2.19	0.43
1:BA:2850:A:C2	1:BA:2851:A:C4	3.06	0.43
1:BA:300:A:H2'	1:BA:334:C:H1'	2.01	0.43
1:BA:626:U:O2	11:BO:105:LEU:HB3	2.18	0.43
1:BA:850:C:C2'	1:BA:851:U:H5'	2.48	0.43
1:BA:1790:C:O2'	3:BD:209:ALA:HB2	2.19	0.43
4:BE:202:LYS:N	4:BE:202:LYS:CD	2.80	0.43
4:BE:52:LEU:CG	4:BE:52:LEU:O	2.67	0.43
5:BF:53:THR:HG22	5:BF:56:GLU:CD	2.38	0.43
6:BG:47:LYS:HG3	6:BG:86:MET:CE	2.47	0.43
7:BH:26:VAL:HG11	7:BH:33:LEU:HB2	2.01	0.43
10:BN:17:ARG:HA	10:BN:17:ARG:HD3	1.73	0.43
11:BO:46:LYS:HE2	11:BO:46:LYS:HB3	1.44	0.43
14:BQ:27:SER:OG	14:BQ:88:ASP:CG	2.52	0.43
15:BR:127:ALA:O	15:BR:131:ALA:HB3	2.18	0.43
18:BS:47:VAL:O	18:BS:50:VAL:HG13	2.19	0.43
20:BU:47:LYS:HG2	20:BU:60:PHE:HD1	1.80	0.43
21:BV:146:ILE:C	21:BV:148:ASP:H	2.22	0.43
21:BV:24:LEU:HA	21:BV:25:PRO:HD3	1.92	0.43
31:CA:102:G:C4	31:CA:103:C:C5	3.07	0.43

Continued on next page...

Continued from previous page...

Atom-1	Atom-2	Interatomic distance (Å)	Clash overlap (Å)
31:CA:1126:U:H2'	31:CA:1126:U:H6	1.62	0.43
31:CA:1273:G:C6	31:CA:1274:G:C4	3.06	0.43
31:CA:1309:G:C6	31:CA:1329:A:C2	3.06	0.43
31:CA:1316:G:N2	31:CA:1318:A:H3'	2.33	0.43
31:CA:1501:C:C4	31:CA:1504:G:C6	3.07	0.43
31:CA:232:G:H1'	31:CA:262:A:N1	2.32	0.43
31:CA:383:A:C8	31:CA:383:A:O5'	2.69	0.43
31:CA:464:G:C6	31:CA:466:C:H5'	2.53	0.43
31:CA:515:G:N2	31:CA:537:G:C4	2.86	0.43
31:CA:779:C:H2'	31:CA:780:A:O4'	2.18	0.43
31:CA:843:U:H5'	31:CA:848:C:C6	2.53	0.43
31:CA:851:G:O2'	31:CA:852:G:H5'	2.18	0.43
31:CA:872:A:C2	31:CA:874:G:C5	3.06	0.43
33:CF:32:LEU:HD13	33:CF:59:ARG:NH1	2.34	0.43
36:CI:23:LYS:HD3	36:CI:61:LEU:HD21	1.99	0.43
38:CK:11:THR:HG23	38:CK:14:ARG:NH1	2.30	0.43
42:CO:101:VAL:HG12	42:CO:102:TYR:CD1	2.53	0.43
42:CO:39:THR:HB	42:CO:49:LEU:HB3	2.01	0.43
43:CP:67:GLU:CD	43:CP:68:GLY:H	2.19	0.43
46:CS:43:LYS:HG2	46:CS:48:TRP:CE3	2.53	0.43
47:CT:69:LYS:C	47:CT:70:ARG:HD2	2.39	0.43
31:DA:157:G:C2	31:DA:165:C:C2	3.07	0.43
52:DB:46:G:H2'	52:DB:47:C:C6	2.53	0.43
33:DF:53:ALA:HB2	33:DF:115:LEU:HG	2.01	0.43
34:DG:90:GLY:N	34:DG:204:ILE:HD11	2.34	0.43
35:DH:79:GLU:HA	35:DH:91:LEU:O	2.18	0.43
37:DJ:113:GLU:O	37:DJ:119:ARG:HD3	2.18	0.43
37:DJ:22:LEU:HD12	37:DJ:97:GLN:HE22	1.84	0.43
31:DA:963:G:O2'	40:DM:54:PHE:CZ	2.64	0.43
43:DP:5:ALA:O	43:DP:6:GLY:C	2.57	0.43
43:DP:79:LYS:O	43:DP:82:MET:SD	2.77	0.43
16:A1:79:PHE:CD2	16:A1:79:PHE:O	2.67	0.43
22:A3:36:ILE:CD1	22:A3:39:ARG:HG2	2.48	0.43
27:A5:56:LYS:HE3	27:A5:56:LYS:HB3	1.83	0.43
28:A6:25:LYS:HZ3	28:A6:27:LYS:HE2	1.78	0.43
11:AO:65:ARG:NH2	30:A8:46:ARG:NH1	2.66	0.43
1:AA:1049:C:C2'	1:AA:1050:A:C5'	2.94	0.43
1:AA:1063:G:C5	1:AA:1064:C:C5	3.07	0.43
1:AA:1348:G:C2'	1:AA:1349:A:H5''	2.47	0.43
1:AA:1510:A:H2'	1:AA:1511:A:OP2	2.19	0.43
1:AA:1680:U:O2'	1:AA:1681:G:H5'	2.19	0.43

Continued on next page...

Continued from previous page...

Atom-1	Atom-2	Interatomic distance (Å)	Clash overlap (Å)
1:AA:1799:G:O6	3:AD:179:SER:HB3	2.19	0.43
1:AA:2067:G:O2'	1:AA:2069:G:H5''	2.19	0.43
1:AA:2534:A:H2'	1:AA:2535:G:O5'	2.19	0.43
1:AA:2695:C:H2'	1:AA:2696:U:H6	1.82	0.43
1:AA:270(H):C:O2	1:AA:270(H):C:H2'	2.17	0.43
1:AA:2810:A:O3'	4:AE:61:ARG:CG	2.65	0.43
1:AA:2883:A:H5'	1:AA:2884:U:H5'	2.00	0.43
1:AA:273(A):G:C2	1:AA:364:C:N3	2.87	0.43
1:AA:388:G:C6	1:AA:390:A:C2	3.07	0.43
1:AA:405:U:H4'	1:AA:406:G:OP2	2.18	0.43
1:AA:693:C:O2'	1:AA:694:U:H5'	2.18	0.43
1:AA:826:U:H2'	1:AA:828:U:O4'	2.18	0.43
3:AD:172:TYR:HD1	3:AD:185:VAL:C	2.22	0.43
6:AG:115:ARG:NH1	6:AG:115:ARG:HB3	2.33	0.43
8:AK:120:ILE:HD11	8:AK:126:TYR:CE1	2.53	0.43
8:AK:128:LEU:O	8:AK:138:ILE:HG22	2.19	0.43
11:AO:84:ASN:HD21	11:AO:115:LEU:HB2	1.81	0.43
14:AQ:90:GLY:HA3	14:AQ:91:PRO:HD2	1.86	0.43
15:AR:90:GLN:NE2	15:AR:116:ALA:HA	2.34	0.43
17:B2:69:LYS:CE	17:B2:85:LYS:HD2	2.49	0.43
17:B2:70:ILE:HB	17:B2:86:GLY:O	2.18	0.43
1:BA:103:A:O5'	1:BA:103:A:H8	2.01	0.43
1:BA:1047:G:H21	1:BA:1111:A:N6	2.17	0.43
1:BA:1123:C:H2'	1:BA:1124:C:H6	1.84	0.43
1:BA:1210:A:H5''	1:BA:1211:U:H3'	2.01	0.43
1:BA:1218:C:H42	1:BA:1231:G:H1	1.66	0.43
1:BA:11:G:C2'	1:BA:12:U:H5'	2.49	0.43
1:BA:1298:C:H1'	1:BA:1302:A:N3	2.34	0.43
1:BA:1588:C:N4	1:BA:1589:C:N4	2.66	0.43
1:BA:1681:G:O3'	1:BA:1762:A:O2'	2.37	0.43
1:BA:1688:U:C2	1:BA:1700:A:H5'	2.53	0.43
1:BA:2396:G:H4'	23:BZ:30:VAL:H	1.83	0.43
1:BA:2443:C:O2'	1:BA:2444:G:H5'	2.18	0.43
1:BA:2814:C:C5	1:BA:2815:C:C5	3.07	0.43
1:BA:2844:G:N2	1:BA:2874:C:C2	2.87	0.43
1:BA:857:C:H2'	1:BA:858:U:C6	2.53	0.43
1:BA:848:G:C4	1:BA:933:A:H8	2.36	0.43
1:BA:953:A:C2	1:BA:954:G:C8	3.07	0.43
3:BD:34:VAL:O	3:BD:34:VAL:HG13	2.19	0.43
3:BD:65:ILE:HD11	3:BD:67:PHE:CD2	2.52	0.43
4:BE:14:ILE:HD11	4:BE:173:VAL:HG11	1.99	0.43

Continued on next page...

Continued from previous page...

Atom-1	Atom-2	Interatomic distance (Å)	Clash overlap (Å)
6:BG:104:GLU:HG2	26:B4:23:GLU:OE2	2.18	0.43
6:BG:172:LEU:O	6:BG:176:LEU:HG	2.18	0.43
7:BH:86:GLU:OE2	7:BH:165:ALA:HB2	2.18	0.43
8:BK:142:VAL:HG22	8:BK:142:VAL:O	2.19	0.43
8:BK:51:ILE:HG22	8:BK:52:ARG:N	2.32	0.43
11:BO:2:LYS:HE3	11:BO:4:SER:HB2	2.00	0.43
12:BP:47:ILE:HG12	12:BP:68:ILE:HD11	2.01	0.43
15:BR:94:ALA:C	15:BR:96:ARG:H	2.22	0.43
1:BA:1599:C:C5'	19:BT:35:THR:HG22	2.48	0.43
31:CA:693:G:C5	54:C1:13:U:H1'	2.53	0.43
54:C1:20:U:H2'	54:C1:21:U:H6	1.83	0.43
31:CA:101:A:C4	31:CA:102:G:C8	3.07	0.43
31:CA:1092:A:N6	31:CA:1093:A:N6	2.67	0.43
31:CA:1279:A:H5''	31:CA:1280:A:P	2.58	0.43
31:CA:1292:U:C2	31:CA:1293:G:C8	3.07	0.43
31:CA:160:A:C6	31:CA:161:A:C2	3.06	0.43
31:CA:73:G:O2'	31:CA:74:C:H5'	2.18	0.43
33:CF:8:ILE:HG22	33:CF:9:GLY:N	2.33	0.43
36:CI:73:ASN:O	36:CI:76:ALA:HB3	2.18	0.43
31:DA:1141:C:H2'	31:DA:1142:G:C8	2.53	0.43
31:DA:1191:A:P	33:DF:3:ASN:ND2	2.82	0.43
31:DA:1215:G:C2	31:DA:1216:G:C8	3.06	0.43
31:DA:1261:A:C6	31:DA:1262:C:C2	3.07	0.43
31:DA:1348:U:C4	31:DA:1374:A:H2	2.36	0.43
31:DA:1498:U:O2'	31:DA:1499:A:OP2	2.28	0.43
31:DA:187:C:H2'	31:DA:188:U:O4'	2.19	0.43
31:DA:485:G:H2'	31:DA:486:U:OP2	2.18	0.43
31:DA:516:U:C4	31:DA:517:G:C6	3.06	0.43
31:DA:561:U:HO2'	31:DA:562:C:P	2.42	0.43
31:DA:619:U:O2	34:DG:135:LEU:CD2	2.64	0.43
31:DA:649:G:O2'	31:DA:650:G:H5'	2.17	0.43
31:DA:953:G:H2'	31:DA:954:G:O4'	2.19	0.43
32:DE:231:GLU:CB	32:DE:232:PRO:CD	2.87	0.43
33:DF:29:TYR:CD1	44:DQ:36:PHE:CE1	3.07	0.43
34:DG:171:GLY:HA2	34:DG:172:PRO:HD3	1.80	0.43
34:DG:20:TYR:CD2	34:DG:27:TYR:CD1	3.06	0.43
34:DG:22:LYS:O	34:DG:24:GLU:OE2	2.36	0.43
42:DO:126:LYS:HE3	42:DO:126:LYS:HB2	1.82	0.43
43:DP:81:LEU:HD13	43:DP:88:ARG:HG2	2.00	0.43
51:DX:13:ILE:HG12	51:DX:22:ARG:CZ	2.48	0.43
16:A1:44:ASN:HD21	17:A2:75:PHE:N	2.16	0.43

Continued on next page...

Continued from previous page...

Atom-1	Atom-2	Interatomic distance (Å)	Clash overlap (Å)
22:A3:75:LEU:HD23	22:A3:75:LEU:HA	1.68	0.43
26:A4:47:GLN:HE21	26:A4:47:GLN:HB3	1.55	0.43
1:AA:1264:G:C5'	27:A5:11:THR:HG21	2.39	0.43
28:A6:11:LEU:HD12	28:A6:11:LEU:HA	1.82	0.43
1:AA:1141:U:H5	9:AM:64:GLY:HA3	1.82	0.43
1:AA:1374:G:H2'	1:AA:1375:C:H6	1.84	0.43
1:AA:1595:G:C2'	1:AA:1596:A:H5'	2.49	0.43
1:AA:1638:C:H2'	1:AA:1639:U:O4'	2.18	0.43
1:AA:165:U:O2'	1:AA:171:G:O5'	2.29	0.43
1:AA:1769:G:O2'	1:AA:1958:C:OP1	2.29	0.43
1:AA:2039:C:H2'	1:AA:2040:C:H6	1.84	0.43
1:AA:2094:G:H2'	1:AA:2095:C:H5'	2.01	0.43
1:AA:654(G):C:N3	1:AA:654(N):G:C6	2.84	0.43
1:AA:602:G:C2'	1:AA:655:A:N6	2.82	0.43
1:AA:776:G:H4'	1:AA:777:A:O5'	2.19	0.43
1:AA:889:C:H5''	1:AA:890:A:P	2.57	0.43
1:AA:822:U:O4	1:AA:944:G:H1'	2.19	0.43
2:AB:16:G:C2	2:AB:17:C:C5	3.07	0.43
3:AD:27:THR:HG22	3:AD:28:GLU:H	1.83	0.43
4:AE:134:ILE:C	4:AE:134:ILE:CD1	2.87	0.43
4:AE:74:PRO:HD2	4:AE:77:ILE:HG21	2.01	0.43
5:AF:198:ALA:HA	5:AF:201:VAL:CG1	2.42	0.43
1:AA:2311:A:C6	6:AG:80:PHE:CD1	3.06	0.43
8:AK:47:LEU:HA	8:AK:50:ARG:HB2	2.00	0.43
10:AN:7:TYR:C	10:AN:8:LEU:HD22	2.38	0.43
11:AO:144:GLU:OE1	11:AO:144:GLU:O	2.36	0.43
15:AR:6:LEU:HA	15:AR:9:LEU:HB2	2.00	0.43
9:BM:4:TYR:CD2	16:B1:100:VAL:HG11	2.54	0.43
16:B1:25:TRP:CD1	16:B1:26:GLY:N	2.87	0.43
16:B1:97:ASP:OD2	16:B1:97:ASP:C	2.57	0.43
1:BA:1389:G:H2'	1:BA:1390:U:O4'	2.18	0.43
1:BA:1466:G:H5'	1:BA:1467:C:OP1	2.18	0.43
1:BA:1791:A:OP2	1:BA:1791:A:H8	2.01	0.43
1:BA:1951:U:O2'	1:BA:1953:A:N7	2.39	0.43
1:BA:2063:C:C2'	1:BA:2064:C:H5'	2.48	0.43
1:BA:2141:G:C6	1:BA:2151:G:C6	3.07	0.43
1:BA:2211:G:H2'	1:BA:2211:G:N3	2.34	0.43
1:BA:2282:G:C4	1:BA:2425:A:N6	2.86	0.43
1:BA:2283:C:C5	1:BA:2389:G:C4	3.07	0.43
1:BA:2695:C:H2'	1:BA:2696:U:C6	2.53	0.43
1:BA:26:G:H1'	1:BA:514:A:N6	2.34	0.43

Continued on next page...

Continued from previous page...

Atom-1	Atom-2	Interatomic distance (Å)	Clash overlap (Å)
1:BA:2786:U:H4'	4:BE:64:LYS:HA	2.00	0.43
1:BA:862:G:H2'	1:BA:863:A:O4'	2.19	0.43
1:BA:890:A:H2'	1:BA:892:G:C8	2.54	0.43
1:BA:95:G:H4'	24:BW:46:GLN:HB3	2.01	0.43
1:BA:999:U:O2'	1:BA:1000:A:H5'	2.19	0.43
3:BD:155:LEU:HA	3:BD:155:LEU:HD12	1.79	0.43
4:BE:116:VAL:HG13	4:BE:122:PHE:HB2	2.01	0.43
6:BG:47:LYS:HE2	6:BG:80:PHE:O	2.18	0.43
2:BB:44:G:OP1	6:BG:98:ARG:NH2	2.51	0.43
10:BN:73:ASP:OD1	10:BN:73:ASP:C	2.56	0.43
11:BO:30:THR:HG21	11:BO:35:HIS:N	2.24	0.43
12:BP:43:THR:HA	12:BP:94:VAL:HG12	1.99	0.43
18:BS:13:SER:HA	18:BS:99:ARG:HB2	2.00	0.43
20:BU:24:VAL:HG12	20:BU:25:GLY:N	2.33	0.43
24:BW:32:LEU:O	24:BW:32:LEU:HD12	2.18	0.43
25:BX:54:VAL:HG12	25:BX:55:ARG:N	2.34	0.43
31:CA:1128:C:C5	31:CA:1139:G:C5	3.07	0.43
31:CA:1159:U:C2	31:CA:1182:G:N1	2.87	0.43
31:CA:1189:C:H5''	33:CF:5:ILE:HG21	2.00	0.43
31:CA:122:G:C2'	31:CA:123:C:H5'	2.49	0.43
31:CA:256:U:H2'	31:CA:257:G:H8	1.83	0.43
31:CA:767:A:H2'	31:CA:768:A:O4'	2.18	0.43
52:CB:45:U:C2'	52:CB:46:G:H5''	2.49	0.43
53:CD:19:G:O2'	53:CD:59:A:N3	2.46	0.43
53:CD:68:C:N3	53:CD:69:C:C4	2.87	0.43
32:CE:165:VAL:O	32:CE:187:LEU:O	2.37	0.43
33:CF:9:GLY:HA2	33:CF:12:LEU:HG	2.00	0.43
34:CG:188:LEU:HA	34:CG:188:LEU:HD23	1.79	0.43
38:CK:97:VAL:HG21	38:CK:128:GLY:HA2	2.01	0.43
41:CN:33:THR:HG22	41:CN:39:PRO:HA	2.01	0.43
41:CN:34:ASP:HA	41:CN:40:ILE:HD11	2.01	0.43
45:CR:21:ASP:CG	45:CR:24:SER:HB3	2.38	0.43
46:CS:40:ASP:OD2	46:CS:40:ASP:C	2.56	0.43
31:CA:636:U:C5'	47:CT:2:PRO:HG3	2.47	0.43
47:CT:36:ILE:O	47:CT:36:ILE:HG13	2.19	0.43
31:DA:1179:A:O3'	39:DL:103:THR:HG23	2.19	0.43
31:DA:1231:G:C2'	31:DA:1232:U:H5'	2.48	0.43
31:DA:1275:A:C2	31:DA:1276:G:H1'	2.54	0.43
31:DA:1305:G:H1'	31:DA:1332:A:N6	2.34	0.43
31:DA:619:U:C2	34:DG:135:LEU:HD21	2.53	0.43
31:DA:582:U:C2	31:DA:760:G:C6	3.06	0.43

Continued on next page...

Continued from previous page...

Atom-1	Atom-2	Interatomic distance (Å)	Clash overlap (Å)
53:DC:30:G:O2'	53:DC:31:G:H5'	2.19	0.43
33:DF:94:LEU:HD12	33:DF:95:THR:N	2.31	0.43
33:DF:98:ASN:C	33:DF:98:ASN:ND2	2.72	0.43
34:DG:128:VAL:N	34:DG:131:ARG:O	2.51	0.43
36:DI:2:ARG:NH2	36:DI:69:GLU:HG3	2.33	0.43
38:DK:40:ALA:HA	38:DK:45:ILE:HG13	1.99	0.43
41:DN:20:TYR:CZ	41:DN:83:ILE:HD12	2.54	0.43
43:DP:116:THR:O	43:DP:117:VAL:C	2.55	0.43
45:DR:3:ILE:HG22	45:DR:38:ARG:HH21	1.84	0.43
26:A4:55:ARG:NH1	26:A4:56:VAL:HG23	2.34	0.43
28:A6:52:VAL:HG22	28:A6:53:LYS:HG3	2.01	0.43
30:A8:51:ALA:CA	30:A8:53:PRO:HD2	2.49	0.43
30:A8:7:HIS:HE1	30:A8:9:GLY:HA3	1.84	0.43
1:AA:1025:G:C5	1:AA:1135:C:H1'	2.53	0.43
1:AA:1047:G:HO2'	1:AA:1048:A:H8	1.62	0.43
1:AA:1062:G:C2'	1:AA:1063:G:C8	2.99	0.43
1:AA:1141:U:OP2	9:AM:63:THR:HG23	2.19	0.43
1:AA:1150:C:H2'	1:AA:1151:G:O4'	2.19	0.43
1:AA:1240:U:HO2'	1:AA:1241:A:H5'	1.74	0.43
1:AA:1259:G:H2'	1:AA:1260:G:C8	2.54	0.43
1:AA:1503:U:H2'	1:AA:1504:C:C6	2.54	0.43
1:AA:2286:A:H4'	1:AA:2287:A:O4'	2.19	0.43
1:AA:270(B):A:N1	1:AA:273:G:O2'	2.45	0.43
1:AA:270(P):C:H2'	1:AA:270(Q):C:C6	2.54	0.43
1:AA:322:A:OP2	5:AF:169:ASN:HB2	2.18	0.43
1:AA:488:G:N2	1:AA:491:G:H5''	2.33	0.43
1:AA:729:G:N3	1:AA:1775:U:H1'	2.34	0.43
1:AA:821:A:H5''	1:AA:822:U:H6	1.84	0.43
1:AA:880:G:C6	1:AA:881:G:C5	3.06	0.43
2:AB:73:A:C2'	2:AB:74:U:H5'	2.49	0.43
4:AE:154:LYS:HA	4:AE:154:LYS:HD3	1.78	0.43
8:AK:128:LEU:O	8:AK:138:ILE:N	2.52	0.43
8:AK:5:LEU:HD23	8:AK:5:LEU:HA	1.76	0.43
9:AM:43:THR:N	9:AM:48:MET:HE3	2.34	0.43
9:AM:46:VAL:HG11	9:AM:48:MET:HG3	1.93	0.43
9:AM:22:THR:O	9:AM:61:ARG:O	2.36	0.43
15:AR:117:ASP:OD1	15:AR:120:ARG:NE	2.39	0.43
1:BA:1248:G:C4	16:B1:3:ARG:HB2	2.54	0.43
1:BA:650:C:O3'	30:B8:17:THR:HB	2.19	0.43
1:BA:1114:G:C6	1:BA:1115:G:C5	3.06	0.43
1:BA:1779:U:C6	1:BA:1783:A:N7	2.87	0.43

Continued on next page...

Continued from previous page...

Atom-1	Atom-2	Interatomic distance (Å)	Clash overlap (Å)
1:BA:1991:U:C2'	1:BA:1992:G:H5''	2.47	0.43
1:BA:244:A:H2'	1:BA:245:G:O4'	2.19	0.43
1:BA:2600:A:H2'	1:BA:2601:C:C6	2.54	0.43
1:BA:2758:A:C2	1:BA:2759:G:H1'	2.54	0.43
1:BA:2842:G:C2'	1:BA:2843:G:H5'	2.49	0.43
1:BA:675:A:C4	1:BA:804:A:C2	3.06	0.43
1:BA:838:C:C2'	1:BA:839:U:H5'	2.49	0.43
2:BB:40:U:H1'	2:BB:46:A:C2	2.53	0.43
4:BE:47:VAL:HG12	4:BE:48:GLN:N	2.34	0.43
4:BE:82:ARG:HD3	4:BE:82:ARG:HA	1.72	0.43
4:BE:28:ALA:O	4:BE:93:VAL:HG22	2.18	0.43
6:BG:66:GLN:HG3	26:B4:6:HIS:CE1	2.53	0.43
7:BH:149:ARG:HG2	7:BH:162:ILE:O	2.18	0.43
8:BK:110:ASP:OD2	8:BK:113:ARG:CB	2.66	0.43
8:BK:82:ARG:HH11	8:BK:146:ALA:CA	2.30	0.43
10:BN:61:VAL:HG12	10:BN:87:ILE:HD13	2.00	0.43
11:BO:101:VAL:HA	11:BO:106:LEU:HB3	2.00	0.43
11:BO:125:VAL:HG13	11:BO:144:GLU:HB3	2.00	0.43
11:BO:85:LEU:HA	11:BO:88:LEU:HB2	2.01	0.43
11:BO:90:ARG:CG	11:BO:91:PHE:H	2.31	0.43
12:BP:58:PHE:HE2	12:BP:106:VAL:HG21	1.84	0.43
15:BR:54:ARG:HA	15:BR:59:THR:CB	2.37	0.43
19:BT:84:ALA:O	19:BT:87:GLN:HG3	2.19	0.43
21:BV:117:LEU:HD13	21:BV:117:LEU:HA	1.80	0.43
31:CA:955:U:C1'	31:CA:1227:A:H61	2.30	0.43
31:CA:355:C:C5'	31:CA:389:A:OP2	2.67	0.43
31:CA:599:C:O2'	31:CA:600:C:H5'	2.18	0.43
31:CA:658:G:O2'	31:CA:659:U:H5'	2.19	0.43
52:CB:14:A:N1	52:CB:21:A:N1	2.67	0.43
32:CE:96:ARG:H	32:CE:96:ARG:CD	2.11	0.43
33:CF:181:ASN:HD22	33:CF:204:LEU:HB2	1.81	0.43
34:CG:173:TRP:CD2	34:CG:189:PRO:HB3	2.53	0.43
34:CG:96:LEU:HD12	34:CG:139:ARG:HH11	1.82	0.43
36:CI:55:ASP:HA	36:CI:56:PRO:HD2	1.79	0.43
40:CM:21:GLN:O	40:CM:25:GLU:HG2	2.19	0.43
44:CQ:45:ARG:HH11	44:CQ:49:HIS:CE1	2.36	0.43
45:CR:55:GLY:O	45:CR:58:MET:N	2.52	0.43
46:CS:43:LYS:HA	46:CS:48:TRP:CB	2.49	0.43
36:CI:89:MET:CE	48:CU:76:LEU:CD2	2.97	0.43
31:DA:1127:G:H1'	31:DA:1147:C:H42	1.83	0.43
31:DA:1060:C:C2	31:DA:1198:G:C2	3.07	0.43

Continued on next page...

Continued from previous page...

Atom-1	Atom-2	Interatomic distance (Å)	Clash overlap (Å)
31:DA:1378:C:C5	31:DA:1379:G:N9	2.80	0.43
31:DA:489:C:O2'	31:DA:490:G:H5'	2.18	0.43
31:DA:616:G:N3	31:DA:616:G:H2'	2.33	0.43
31:DA:663:A:H5'	31:DA:836:G:OP1	2.18	0.43
31:DA:897:C:C4	31:DA:898:G:N7	2.87	0.43
31:DA:940:C:H2'	31:DA:941:G:H8	1.84	0.43
32:DE:12:GLU:O	32:DE:13:ALA:C	2.56	0.43
32:DE:41:ILE:HG22	32:DE:41:ILE:O	2.18	0.43
33:DF:64:VAL:HG22	33:DF:66:VAL:HG23	2.00	0.43
34:DG:132:ARG:HG3	34:DG:133:VAL:N	2.33	0.43
37:DJ:115:ARG:O	37:DJ:118:VAL:HG12	2.18	0.43
37:DJ:78:ARG:HB3	37:DJ:87:VAL:HG21	1.99	0.43
31:DA:1347:G:C5	39:DL:107:ARG:NH2	2.86	0.43
39:DL:47:LEU:HD23	39:DL:50:LEU:HD12	2.01	0.43
44:DQ:4:LYS:C	44:DQ:6:LEU:H	2.22	0.43
46:DS:40:ASP:HA	46:DS:41:PRO:HD2	1.83	0.43
49:DV:51:VAL:HG23	49:DV:60:VAL:CG1	2.48	0.43
1:AA:1060:U:C4	1:AA:1062:G:H4'	2.54	0.43
1:AA:107:C:H2'	1:AA:108:U:C6	2.51	0.43
1:AA:1268:A:H2'	1:AA:1269:A:O5'	2.19	0.43
1:AA:1373:A:H2'	1:AA:1374:G:O4'	2.19	0.43
1:AA:139:G:N2	1:AA:141:A:N1	2.66	0.43
1:AA:1466:G:N3	1:AA:1466:G:H2'	2.33	0.43
1:AA:1519:G:O2'	1:AA:1520:U:H5'	2.19	0.43
1:AA:729:G:C2	1:AA:1775:U:H1'	2.54	0.43
1:AA:1776:G:C2	1:AA:1777:U:C6	3.07	0.43
1:AA:1791:A:OP2	1:AA:1791:A:H8	2.01	0.43
1:AA:1827:C:H2'	1:AA:1828:G:H5'	1.98	0.43
1:AA:1829:A:C2'	1:AA:1830:C:H5'	2.48	0.43
1:AA:1833:U:C2'	1:AA:1834:U:H5'	2.48	0.43
1:AA:2472:G:C4	1:AA:2475:C:N4	2.87	0.43
1:AA:2615:U:C2	27:A5:7:PRO:HA	2.54	0.43
1:AA:2749:A:H5''	7:AH:6:ARG:HD3	2.01	0.43
1:AA:69:C:H2'	1:AA:70:G:C8	2.54	0.43
1:AA:752:A:C5	1:AA:1781:C:O4'	2.72	0.43
1:AA:889:C:O5'	1:AA:889:C:O2	2.36	0.43
3:AD:149:PRO:HD3	3:AD:189:CYS:SG	2.59	0.43
4:AE:8:LYS:NZ	4:AE:188:VAL:O	2.47	0.43
5:AF:27:GLU:OE2	5:AF:27:GLU:HA	2.19	0.43
6:AG:42:GLY:C	6:AG:43:LEU:HD13	2.40	0.43
1:AA:2666:C:N4	7:AH:109:PHE:HA	2.34	0.43

Continued on next page...

Continued from previous page...

Atom-1	Atom-2	Interatomic distance (Å)	Clash overlap (Å)
8:AK:37:VAL:HG22	8:AK:38:LEU:N	2.34	0.43
8:AK:76:THR:CG2	8:AK:77:LEU:N	2.82	0.43
10:AN:12:ASP:CG	10:AN:14:THR:HG23	2.39	0.43
12:AP:19:GLY:HA3	12:AP:98:LYS:HZ3	1.84	0.43
14:AQ:42:ASP:O	14:AQ:43:GLU:HG2	2.18	0.43
14:AQ:58:LEU:H	14:AQ:58:LEU:HD23	1.83	0.43
18:AS:29:LEU:CD2	18:AS:33:ARG:CZ	2.91	0.43
19:AT:12:VAL:CG1	19:AT:27:THR:O	2.62	0.43
21:AV:141:VAL:HG12	21:AV:142:SER:N	2.31	0.43
1:AA:989:G:N7	25:AX:13:ILE:HD11	2.33	0.43
1:BA:2881:C:O2'	13:B0:96:ARG:HA	2.18	0.43
16:B1:114:LYS:H	16:B1:114:LYS:HG2	1.67	0.43
16:B1:65:ILE:CD1	16:B1:96:ALA:HB1	2.46	0.43
1:BA:1043:C:H2'	1:BA:1044:G:C5'	2.49	0.43
1:BA:1005:C:C2	1:BA:1143:A:C6	3.07	0.43
1:BA:139:G:N3	1:BA:141:A:N1	2.65	0.43
1:BA:1553:A:C8	1:BA:1555:G:C6	3.07	0.43
1:BA:213:A:H2'	1:BA:214:G:O4'	2.19	0.43
1:BA:2135:A:H62	1:BA:2156:G:H21	1.66	0.43
1:BA:2364:C:H4'	22:B3:56:ASP:OD2	2.18	0.43
1:BA:2431:U:O2	1:BA:2433:A:C8	2.71	0.43
1:BA:2523:G:H2'	1:BA:2524:G:H5'	2.00	0.43
1:BA:2667:C:N3	7:BH:110:SER:OG	2.36	0.43
1:BA:282:A:N6	1:BA:284:U:C2	2.87	0.43
1:BA:36:G:H4'	1:BA:451:C:C2	2.54	0.43
1:BA:946:G:HO2'	1:BA:947:G:C4'	2.32	0.43
1:BA:966:G:H2'	1:BA:967:C:C6	2.53	0.43
3:BD:12:SER:HB2	3:BD:208:LYS:HB3	2.00	0.43
4:BE:203:LYS:O	4:BE:204:ALA:HB3	2.18	0.43
5:BF:23:ASP:OD2	5:BF:203:GLN:NE2	2.52	0.43
5:BF:7:TYR:HA	5:BF:125:LEU:O	2.19	0.43
6:BG:79:ASN:N	6:BG:79:ASN:ND2	2.67	0.43
2:BB:45:A:H1'	6:BG:95:ARG:NH2	2.33	0.43
7:BH:10:PRO:O	7:BH:49:VAL:HG12	2.18	0.43
7:BH:99:VAL:HG21	7:BH:104:GLU:OE2	2.18	0.43
8:BK:38:LEU:HD12	8:BK:38:LEU:N	2.31	0.43
9:BM:134:ARG:N	9:BM:135:PRO:HD3	2.34	0.43
12:BP:32:TYR:CD1	12:BP:114:ALA:HB3	2.54	0.43
21:BV:157:LEU:HA	21:BV:158:PRO:HD3	1.88	0.43
21:BV:161:VAL:HB	21:BV:162:GLU:H	1.56	0.43
31:CA:1067:A:N3	31:CA:1068:G:H1'	2.33	0.43

Continued on next page...

Continued from previous page...

Atom-1	Atom-2	Interatomic distance (Å)	Clash overlap (Å)
31:CA:1290:G:N3	31:CA:1290:G:H2'	2.34	0.43
31:CA:1455:G:OP1	50:CW:35:THR:OG1	2.29	0.43
31:CA:1494:G:N7	56:CA:1841:PAR:N32	2.67	0.43
31:CA:279:A:C8	47:CT:98:LEU:HD13	2.53	0.43
31:CA:356:A:C2'	31:CA:368:U:O2'	2.67	0.43
31:CA:833:U:H2'	31:CA:834:C:H6	1.84	0.43
31:CA:957:U:H3	31:CA:960:U:H5''	1.82	0.43
52:CB:23:A:H3'	52:CB:24:C:C6	2.53	0.43
31:CA:8:A:H5''	35:CH:120:THR:O	2.19	0.43
44:CQ:12:ARG:O	44:CQ:12:ARG:HG3	2.18	0.43
45:CR:57:LEU:HA	45:CR:57:LEU:HD23	1.65	0.43
46:CS:71:ARG:O	46:CS:74:LEU:N	2.51	0.43
48:CU:53:ARG:HH21	48:CU:60:ALA:H	1.67	0.43
31:DA:1305:G:C5'	51:DX:4:GLY:CA	2.93	0.43
31:DA:468:A:C2'	31:DA:474:G:H5'	2.47	0.43
52:DB:59:U:H4'	52:DB:60:A:H5''	2.01	0.43
53:DC:1:C:O2'	53:DC:2:G:P	2.76	0.43
32:DE:178:ARG:NH1	32:DE:196:LEU:O	2.45	0.43
31:DA:1190:G:H5'	33:DF:176:HIS:NE2	2.33	0.43
33:DF:27:LYS:NZ	33:DF:27:LYS:HB3	2.34	0.43
33:DF:3:ASN:OD1	33:DF:3:ASN:N	2.52	0.43
50:DW:42:GLN:NE2	50:DW:42:GLN:HA	2.34	0.43
13:A0:97:VAL:HG22	13:A0:114:VAL:HG22	2.01	0.43
1:AA:1251:C:OP1	16:A1:10:ARG:HG3	2.19	0.43
16:A1:59:ARG:O	16:A1:63:VAL:HG23	2.18	0.43
17:A2:38:LEU:HD12	17:A2:57:VAL:CG1	2.46	0.43
26:A4:7:PRO:HB2	26:A4:27:THR:HG21	2.01	0.43
1:AA:1047:G:H2'	1:AA:1110:G:C2	2.54	0.43
1:AA:1232:G:C6	1:AA:1233:C:C4	3.07	0.43
1:AA:1232:G:C5	1:AA:1233:C:C5	3.07	0.43
1:AA:1326:U:O4	1:AA:1647:G:H1'	2.18	0.43
1:AA:1355:G:H2'	1:AA:1356:G:O4'	2.18	0.43
1:AA:1404:C:H2'	1:AA:1405:U:H6	1.84	0.43
1:AA:1458:C:H4'	1:AA:1459:G:H5'	1.99	0.43
1:AA:1436:G:H1'	1:AA:1477:A:O2'	2.18	0.43
1:AA:1479:G:H5'	1:AA:1558:A:H2	1.83	0.43
1:AA:1971:A:H2'	1:AA:1972:A:OP1	2.18	0.43
1:AA:2580:U:H2'	1:AA:2580:U:O2	2.18	0.43
1:AA:2815:C:H2'	1:AA:2816:C:O4'	2.19	0.43
1:AA:2884:U:H2'	1:AA:2885:C:C5'	2.49	0.43
1:AA:288:C:H2'	1:AA:289:A:C8	2.53	0.43

Continued on next page...

Continued from previous page...

Atom-1	Atom-2	Interatomic distance (Å)	Clash overlap (Å)
1:AA:338:G:H2'	1:AA:339:U:C6	2.51	0.43
1:AA:6:A:H2'	1:AA:7:G:O4'	2.18	0.43
1:AA:966:G:O4'	1:AA:2267:A:N6	2.52	0.43
1:AA:1819:A:OP1	3:AD:156:ALA:HA	2.19	0.43
4:AE:201:THR:HG22	4:AE:202:LYS:N	2.33	0.43
7:AH:29:PRO:HG2	7:AH:79:VAL:O	2.19	0.43
8:AK:29:TYR:CD2	8:AK:30:LEU:HD23	2.54	0.43
1:AA:389:G:C2	11:AO:71:VAL:HG12	2.51	0.43
12:AP:69:PHE:HA	12:AP:70:PRO:HD3	1.74	0.43
18:AS:45:TYR:CD2	18:AS:45:TYR:C	2.91	0.43
18:AS:5:ALA:HB3	18:AS:54:ALA:HB2	2.00	0.43
16:B1:27:LEU:N	16:B1:27:LEU:HD23	2.33	0.43
22:B3:18:ALA:HB3	22:B3:20:ARG:NH2	2.34	0.43
1:BA:1575:C:H2'	1:BA:1576:U:C6	2.53	0.43
1:BA:1645:G:H5''	1:BA:1646:C:O4'	2.19	0.43
1:BA:2169:A:C2	1:BA:2170:A:C6	3.06	0.43
1:BA:2328:A:H2'	1:BA:2329:G:O4'	2.18	0.43
1:BA:2356:C:C5	1:BA:2357:U:C4	3.07	0.43
1:BA:2468:G:H2'	1:BA:2481:G:N2	2.33	0.43
1:BA:2732:G:H3'	1:BA:2733:A:O4'	2.19	0.43
1:BA:489:G:H2'	1:BA:491:G:O4'	2.19	0.43
1:BA:644:A:H5''	1:BA:645:C:OP2	2.18	0.43
1:BA:843:G:N2	1:BA:936:C:C2	2.87	0.43
1:BA:883:G:C6	1:BA:884:C:N4	2.87	0.43
1:BA:990:A:OP2	1:BA:991:C:OP2	2.37	0.43
3:BD:48:ARG:HH11	3:BD:48:ARG:CG	2.21	0.43
4:BE:48:GLN:HA	4:BE:80:GLU:CA	2.31	0.43
5:BF:46:ARG:NH1	5:BF:46:ARG:CG	2.64	0.43
6:BG:98:ARG:O	6:BG:101:ILE:HG13	2.18	0.43
7:BH:136:ILE:HD12	7:BH:136:ILE:H	1.84	0.43
10:BN:31:LYS:HB3	10:BN:32:TYR:CE1	2.54	0.43
12:BP:113:GLN:HA	12:BP:113:GLN:NE2	2.34	0.43
12:BP:42:ILE:CG2	12:BP:47:ILE:HG13	2.49	0.43
19:BT:41:ASN:N	19:BT:41:ASN:HD22	2.17	0.43
21:BV:130:PRO:HA	21:BV:133:ILE:HD11	2.01	0.43
31:CA:1166:G:H1'	31:CA:1170:A:N6	2.34	0.43
31:CA:1240:U:OP2	37:CJ:116:ALA:N	2.50	0.43
31:CA:1401:G:N2	31:CA:1402:C:H1'	2.34	0.43
31:CA:167:G:H2'	31:CA:168:G:H5'	1.97	0.43
31:CA:312:C:H2'	31:CA:313:A:H8	1.83	0.43
31:CA:449:C:O4'	31:CA:449:C:O2	2.36	0.43

Continued on next page...

Continued from previous page...

Atom-1	Atom-2	Interatomic distance (Å)	Clash overlap (Å)
31:CA:616:G:C2	31:CA:617:G:C8	3.06	0.43
31:CA:688:G:O2'	31:CA:689:C:H5'	2.19	0.43
31:CA:872:A:H4'	31:CA:873:A:OP1	2.19	0.43
35:CH:91:LEU:HD12	35:CH:120:THR:CG2	2.41	0.43
39:CL:79:LEU:O	39:CL:79:LEU:HD22	2.18	0.43
40:CM:30:SER:OG	40:CM:84:GLN:NE2	2.52	0.43
40:CM:5:ARG:CB	40:CM:73:ASP:OD2	2.63	0.43
43:CP:25:ILE:HD11	43:CP:60:VAL:HG11	1.99	0.43
31:CA:974:A:OP2	44:CQ:41:ARG:NH1	2.51	0.43
31:CA:390:C:H4'	46:CS:28:ARG:NH2	2.34	0.43
49:CV:40:ILE:O	49:CV:41:VAL:CG2	2.67	0.43
50:CW:100:ILE:HD12	50:CW:101:GLY:H	1.84	0.43
31:DA:1089:G:C5	31:DA:1090:U:C5	3.07	0.43
31:DA:1135:U:H4'	31:DA:1136:U:C5	2.47	0.43
31:DA:1177:G:H2'	31:DA:1178:G:C2	2.54	0.43
31:DA:1192:C:N4	31:DA:1193:G:C5	2.87	0.43
31:DA:1207:G:C2	31:DA:1208:C:C2	3.07	0.43
31:DA:1329:A:H4'	43:DP:24:GLY:HA2	2.01	0.43
31:DA:178:C:C2	31:DA:179:A:C8	3.07	0.43
31:DA:267:C:OP1	47:DT:67:LYS:HB2	2.19	0.43
31:DA:421:U:C2'	31:DA:421:U:O2	2.56	0.43
31:DA:413:G:C2'	31:DA:428:G:N2	2.82	0.43
31:DA:837:G:N2	31:DA:850:U:O2	2.51	0.43
31:DA:841:U:H4'	31:DA:842:C:C5	2.54	0.43
31:DA:922:G:C2	31:DA:923:A:C4	3.06	0.43
31:DA:945:G:C2	31:DA:946:A:C8	3.07	0.43
1:BA:2508:G:H5'	52:DB:85:C:N4	2.34	0.43
32:DE:162:ILE:HG13	32:DE:162:ILE:O	2.19	0.43
32:DE:71:VAL:CG1	32:DE:97:TRP:HD1	2.31	0.43
33:DF:7:PRO:CB	33:DF:11:ARG:HH12	2.32	0.43
33:DF:23:TYR:CG	33:DF:24:ALA:N	2.87	0.43
39:DL:18:PHE:O	39:DL:19:LEU:HD23	2.18	0.43
39:DL:53:VAL:HG11	39:DL:92:TYR:CD2	2.53	0.43
40:DM:30:SER:HB2	40:DM:80:LYS:HG2	1.99	0.43
46:DS:1:MET:HG3	46:DS:1:MET:O	2.19	0.43
49:DV:28:LYS:HG2	49:DV:29:ARG:N	2.30	0.43
26:B4:63:TYR:CD2	49:DV:41:VAL:HG13	2.54	0.43
31:DA:1244:C:OP2	51:DX:9:ARG:HG2	2.18	0.43
13:A0:24:GLN:NE2	13:A0:36:THR:HG21	2.28	0.42
17:A2:34:GLU:HB3	17:A2:58:VAL:HG22	2.01	0.42
16:A1:105:VAL:HG22	17:A2:44:LYS:HG3	2.01	0.42

Continued on next page...

Continued from previous page...

Atom-1	Atom-2	Interatomic distance (Å)	Clash overlap (Å)
28:A6:33:LYS:HD3	28:A6:33:LYS:HA	1.68	0.42
1:AA:1086:A:O3'	1:AA:1087:G:C8	2.71	0.42
1:AA:1165:U:O5'	1:AA:1165:U:H6	2.02	0.42
1:AA:1218:C:N4	1:AA:1231:G:H1	2.16	0.42
1:AA:130:C:O3'	1:AA:1349:A:H1'	2.18	0.42
1:AA:141(A):C:H2'	1:AA:142:G:O4'	2.19	0.42
1:AA:1665:A:H2'	1:AA:1666:G:O4'	2.19	0.42
1:AA:1678:G:C8	1:AA:1678:G:H5''	2.53	0.42
1:AA:1684:C:H2'	1:AA:1685:C:C6	2.54	0.42
1:AA:1774:C:H6	1:AA:1774:C:O5'	2.01	0.42
1:AA:2113:U:O2	1:AA:2113:U:O4'	2.36	0.42
1:AA:2110:G:C6	1:AA:2120:G:C8	3.07	0.42
1:AA:2104:G:N1	1:AA:2186:G:C6	2.87	0.42
1:AA:234:C:H2'	1:AA:235:U:C6	2.54	0.42
1:AA:2606:C:C2'	1:AA:2607:G:H5'	2.49	0.42
1:AA:270(G):C:C4	1:AA:270(H):C:C5	3.07	0.42
1:AA:354:G:C2'	1:AA:355:G:H5'	2.48	0.42
1:AA:539:G:H5'	1:AA:540:G:OP2	2.18	0.42
1:AA:5:A:N6	1:AA:6:A:N6	2.67	0.42
1:AA:748:G:OP2	18:AS:88:ARG:HG3	2.18	0.42
1:AA:848:G:H2'	1:AA:849:A:C8	2.54	0.42
3:AD:17:THR:HG22	3:AD:204:ILE:CA	2.45	0.42
5:AF:128:ALA:O	5:AF:129:PHE:HB2	2.19	0.42
5:AF:133:ASN:HB3	5:AF:138:GLU:OE1	2.19	0.42
6:AG:56:ALA:HB2	6:AG:153:ARG:HE	1.84	0.42
8:AK:104:GLN:O	8:AK:105:HIS:HB2	2.19	0.42
10:AN:14:THR:HG22	10:AN:95:GLY:N	2.34	0.42
1:AA:2275:C:HO2'	12:AP:84:GLY:HA3	1.82	0.42
14:AQ:86:ALA:O	14:AQ:87:PHE:CB	2.66	0.42
19:AT:11:PRO:HB2	19:AT:13:LEU:HD21	2.00	0.42
21:AV:80:ARG:H	21:AV:80:ARG:HG2	1.58	0.42
16:B1:92:ARG:HD2	17:B2:11:GLN:HB2	2.01	0.42
29:B7:12:ARG:HD3	29:B7:46:VAL:HG13	2.01	0.42
30:B8:36:LYS:HG2	30:B8:36:LYS:H	1.41	0.42
1:BA:1028:A:N6	1:BA:1125:G:H2'	2.34	0.42
1:BA:1410:G:C2	1:BA:1593:G:C2	3.06	0.42
1:BA:1528:A:C6	1:BA:1545:A:C2	3.07	0.42
1:BA:1545(A):A:N7	1:BA:1546:C:O2	2.52	0.42
1:BA:1548:C:O2'	1:BA:1549:C:H5'	2.18	0.42
1:BA:2016:U:C5	1:BA:2017:U:C5	3.07	0.42
1:BA:2375:G:N2	1:BA:2378:A:OP2	2.45	0.42

Continued on next page...

Continued from previous page...

Atom-1	Atom-2	Interatomic distance (Å)	Clash overlap (Å)
1:BA:2390:U:O2'	1:BA:2391:G:H5'	2.19	0.42
1:BA:2401:U:O2	1:BA:2402:C:H5	2.02	0.42
1:BA:247:G:H4'	1:BA:386:G:C4	2.54	0.42
1:BA:2572:A:OP1	4:BE:144:ARG:HB2	2.18	0.42
1:BA:2629:A:O4'	1:BA:2629:A:N3	2.52	0.42
1:BA:2705:A:H2'	1:BA:2706:G:O4'	2.19	0.42
1:BA:2864:G:OP1	15:BR:119:LYS:HD2	2.18	0.42
1:BA:654(S):G:H4'	1:BA:654(T):A:OP1	2.18	0.42
1:BA:838:C:O2'	1:BA:839:U:H5'	2.19	0.42
1:BA:937:U:H2'	1:BA:938:G:C8	2.53	0.42
1:BA:982:C:H6	1:BA:982:C:O5'	2.02	0.42
3:BD:107:ALA:HA	3:BD:108:PRO:HD2	1.88	0.42
6:BG:116:ASP:O	6:BG:117:PHE:HB3	2.19	0.42
9:BM:28:THR:HG22	9:BM:29:LYS:N	2.34	0.42
18:BS:79:GLY:CA	18:BS:100:THR:HG22	2.48	0.42
19:BT:31:HIS:HA	19:BT:32:PRO:HD3	1.84	0.42
20:BU:75:ILE:HA	20:BU:80:GLY:HA3	2.01	0.42
21:BV:150:LEU:HD13	21:BV:150:LEU:O	2.18	0.42
21:BV:69:THR:CG2	21:BV:90:VAL:HG22	2.49	0.42
21:BV:72:ARG:HA	21:BV:72:ARG:HD2	1.89	0.42
31:CA:1312:G:O2'	31:CA:1313:U:H5'	2.18	0.42
31:CA:142:G:O2'	31:CA:195:A:N6	2.52	0.42
31:CA:513:C:H2'	31:CA:514:C:O4'	2.19	0.42
31:CA:5:U:O2'	31:CA:6:G:O5'	2.37	0.42
31:CA:751:U:H2'	31:CA:751:U:O2	2.19	0.42
31:CA:973:G:C3'	31:CA:974:A:H5''	2.48	0.42
33:CF:23:TYR:CD2	33:CF:24:ALA:N	2.86	0.42
35:CH:64:ARG:CG	35:CH:64:ARG:HH11	2.28	0.42
36:CI:89:MET:HE3	48:CU:76:LEU:HD22	2.01	0.42
39:CL:28:VAL:HA	39:CL:63:ILE:O	2.19	0.42
31:CA:690:G:N2	41:CN:55:LYS:NZ	2.67	0.42
43:CP:25:ILE:HD11	43:CP:60:VAL:CG1	2.49	0.42
43:CP:84:ILE:HA	43:CP:84:ILE:HD12	1.89	0.42
44:CQ:8:GLU:OE2	44:CQ:11:LYS:HD2	2.19	0.42
31:CA:1049:U:OP1	44:CQ:3:ARG:HB2	2.18	0.42
46:CS:67:THR:O	46:CS:70:ALA:HB3	2.19	0.42
49:CV:41:VAL:HG12	49:CV:44:MET:HB2	2.01	0.42
51:CX:3:LYS:HB3	51:CX:14:TRP:CD1	2.54	0.42
31:DA:1002:G:C2'	31:DA:1003:G:H8	2.26	0.42
31:DA:1086:U:H3	31:DA:1099:G:H22	1.67	0.42
31:DA:119:A:C8	31:DA:288:A:C2	3.07	0.42

Continued on next page...

Continued from previous page...

Atom-1	Atom-2	Interatomic distance (Å)	Clash overlap (Å)
31:DA:1360:A:H2'	31:DA:1361:G:O4'	2.19	0.42
31:DA:1347:G:H22	31:DA:1373:G:H2'	1.82	0.42
31:DA:224:C:H2'	31:DA:225:C:C6	2.53	0.42
31:DA:423:G:N2	31:DA:424:G:C5	2.87	0.42
31:DA:695:A:OP1	41:DN:52:GLY:HA3	2.19	0.42
31:DA:715:A:H2'	31:DA:716:A:C8	2.54	0.42
31:DA:87:A:N1	31:DA:88:C:H5	2.16	0.42
33:DF:6:HIS:NE2	33:DF:184:TYR:HE2	2.17	0.42
33:DF:77:ILE:HG22	33:DF:78:GLY:O	2.19	0.42
34:DG:111:ALA:HB2	34:DG:120:LEU:CD1	2.49	0.42
35:DH:19:MET:HA	35:DH:19:MET:HE2	2.00	0.42
37:DJ:115:ARG:O	37:DJ:118:VAL:CG1	2.67	0.42
38:DK:54:ASP:OD1	38:DK:54:ASP:N	2.52	0.42
43:DP:23:TYR:HE1	43:DP:71:ARG:HB2	1.83	0.42
47:DT:81:ARG:NH2	47:DT:84:LEU:HD11	2.33	0.42
31:DA:584:G:OP1	47:DT:87:LYS:HE2	2.19	0.42
50:DW:14:LYS:HB2	50:DW:17:ARG:NH2	2.34	0.42
50:DW:67:ALA:O	50:DW:73:HIS:ND1	2.52	0.42
13:A0:26:LYS:HE2	13:A0:70:LEU:O	2.19	0.42
17:A2:65:GLY:HA3	17:A2:91:TYR:CZ	2.54	0.42
1:AA:162:U:O2'	1:AA:163:U:C5	2.73	0.42
1:AA:1666:G:C2'	1:AA:1667:G:H5'	2.48	0.42
1:AA:1871:A:H2'	1:AA:1872:A:C8	2.54	0.42
1:AA:2051:A:O4'	4:AE:141:ILE:HD13	2.18	0.42
1:AA:229:A:O2'	1:AA:230:U:OP1	2.34	0.42
1:AA:2592:G:C6	1:AA:2593:U:C4	3.08	0.42
1:AA:456:C:O2'	1:AA:457:A:H5'	2.19	0.42
1:AA:557:U:H2'	1:AA:558:G:H8	1.84	0.42
1:AA:577:G:C6	1:AA:578:A:N6	2.87	0.42
1:AA:654(M):C:H2'	1:AA:654(N):G:H8	1.72	0.42
3:AD:71:ASP:CB	3:AD:103:ARG:NH2	2.78	0.42
3:AD:12:SER:O	3:AD:16:MET:HB2	2.19	0.42
4:AE:181:LEU:HA	4:AE:181:LEU:HD12	1.61	0.42
4:AE:1:MET:HB3	4:AE:200:GLU:CD	2.38	0.42
4:AE:9:VAL:HB	4:AE:25:VAL:HG23	2.01	0.42
6:AG:62:LEU:HA	6:AG:62:LEU:HD12	1.76	0.42
7:AH:105:LEU:HD23	7:AH:113:VAL:O	2.19	0.42
7:AH:8:PRO:HG2	7:AH:69:ARG:NH2	2.34	0.42
8:AK:13:GLY:CA	8:AK:17:GLN:OE1	2.64	0.42
9:AM:114:ARG:O	9:AM:116:LEU:N	2.52	0.42
1:AA:2011:U:OP2	18:AS:16:LYS:HE3	2.19	0.42

Continued on next page...

Continued from previous page...

Atom-1	Atom-2	Interatomic distance (Å)	Clash overlap (Å)
18:AS:84:ARG:HB2	18:AS:96:ILE:HD13	2.00	0.42
20:AU:86:ARG:NH1	20:AU:95:LYS:HD3	2.34	0.42
23:AZ:92:LYS:O	23:AZ:93:GLU:C	2.55	0.42
26:B4:13:ARG:H	26:B4:24:THR:HG21	1.84	0.42
30:B8:28:GLY:HA3	30:B8:44:LYS:HZ3	1.84	0.42
1:BA:593:G:H1'	30:B8:4:MET:HE1	2.01	0.42
1:BA:1022:G:O2'	1:BA:1023:U:P	2.74	0.42
1:BA:1047:G:N2	1:BA:1111:A:H62	2.17	0.42
1:BA:1056:G:H5''	1:BA:1057:A:C5'	2.44	0.42
1:BA:1321:A:H2'	1:BA:1322:A:O4'	2.20	0.42
1:BA:1416:G:H2'	1:BA:1417:C:H6	1.80	0.42
1:BA:1729:A:C2	1:BA:1730:U:H5	2.37	0.42
1:BA:1870:C:N4	1:BA:1871:A:C6	2.87	0.42
1:BA:2012:G:H8	1:BA:2012:G:O5'	2.02	0.42
1:BA:2097:C:H2'	1:BA:2098:U:O4'	2.20	0.42
1:BA:2211:G:O3'	1:BA:2212:A:O4'	2.37	0.42
1:BA:2394:C:N3	53:DD:77:A:O2'	2.45	0.42
1:BA:2439:A:O2'	1:BA:2440:C:OP2	2.23	0.42
1:BA:2528:U:H5''	1:BA:2529:G:H21	1.84	0.42
1:BA:2720:U:C2	1:BA:2721:A:C8	3.07	0.42
1:BA:2734:A:C8	1:BA:2735:G:C8	3.07	0.42
1:BA:419:C:H2'	1:BA:420:C:C6	2.54	0.42
1:BA:548:A:H2'	1:BA:549:G:H5'	2.01	0.42
1:BA:654(M):C:H3'	1:BA:654(N):G:H8	1.84	0.42
1:BA:733:G:H8	1:BA:733:G:O5'	2.02	0.42
1:BA:849:A:H61	1:BA:929:G:C2'	2.32	0.42
1:BA:947:G:H2'	1:BA:948:G:H8	1.83	0.42
3:BD:147:LEU:HD23	3:BD:155:LEU:HD13	2.00	0.42
5:BF:170:LEU:HD22	5:BF:172:TRP:HE1	1.83	0.42
5:BF:3:GLU:O	5:BF:19:GLU:HB3	2.20	0.42
9:BM:90:MET:O	9:BM:95:PRO:HA	2.18	0.42
21:BV:118:GLN:HB2	21:BV:173:ALA:O	2.19	0.42
21:BV:58:VAL:O	21:BV:67:LEU:O	2.38	0.42
24:BW:11:GLU:O	24:BW:14:ARG:HB3	2.19	0.42
24:BW:59:ARG:O	24:BW:62:THR:HB	2.19	0.42
31:CA:1288:A:H2'	31:CA:1289:A:C8	2.54	0.42
31:CA:1436:U:H2'	31:CA:1437:C:O4'	2.18	0.42
31:CA:1508:G:H2'	31:CA:1509:C:O4'	2.19	0.42
31:CA:438:G:H5'	34:CG:123:HIS:HB3	2.01	0.42
31:CA:502:G:H2'	31:CA:503:C:O4'	2.19	0.42
31:CA:51:A:OP2	31:CA:52:G:C8	2.67	0.42

Continued on next page...

Continued from previous page...

Atom-1	Atom-2	Interatomic distance (Å)	Clash overlap (Å)
31:CA:729:A:O2'	31:CA:730:G:H5'	2.19	0.42
31:CA:927:G:N1	31:CA:1391:U:C2	2.88	0.42
31:CA:976:G:C8	31:CA:1358:U:C2	3.07	0.42
52:CB:59:U:HO2'	52:CB:70:G:C1'	2.31	0.42
53:CC:20:G:C6	53:CC:58:A:C2	3.07	0.42
35:CH:78:HIS:HE1	35:CH:143:ARG:H	1.67	0.42
37:CJ:45:ASP:O	37:CJ:48:LYS:HB3	2.20	0.42
31:CA:706:A:C1'	41:CN:29:ILE:HD11	2.48	0.42
41:CN:29:ILE:HB	41:CN:44:SER:HB3	2.02	0.42
43:CP:57:ARG:O	43:CP:61:GLU:HB2	2.19	0.42
47:CT:48:GLU:HB2	47:CT:50:LYS:HG2	2.01	0.42
47:CT:76:LEU:HD11	47:CT:78:GLU:N	2.31	0.42
50:CW:104:LEU:HD12	50:CW:105:SER:N	2.34	0.42
51:CX:3:LYS:HD2	51:CX:14:TRP:HD1	1.85	0.42
31:DA:1047:G:C2'	31:DA:1048:G:H5'	2.49	0.42
31:DA:1105:A:H2'	31:DA:1106:G:H8	1.85	0.42
31:DA:1378:C:C6	31:DA:1379:G:O4'	2.72	0.42
31:DA:77:C:C2'	31:DA:78:G:H5''	2.50	0.42
31:DA:790:A:C6	31:DA:791:G:C6	3.07	0.42
34:DG:11:LEU:O	34:DG:12:CYS:C	2.57	0.42
35:DH:7:GLU:OE2	35:DH:37:ARG:NH2	2.51	0.42
39:DL:108:VAL:HG22	39:DL:109:VAL:N	2.34	0.42
41:DN:85:ARG:HG2	41:DN:111:ASP:O	2.19	0.42
41:DN:11:LYS:O	41:DN:11:LYS:HG2	2.20	0.42
41:DN:122:LYS:HB3	41:DN:122:LYS:HE2	1.77	0.42
50:DW:30:LYS:HE3	50:DW:30:LYS:HB2	1.64	0.42
13:A0:34:ILE:HD12	13:A0:34:ILE:HA	1.61	0.42
16:A1:85:LYS:C	16:A1:87:GLY:N	2.72	0.42
17:A2:81:TYR:C	17:A2:82:ARG:HD2	2.40	0.42
22:A3:82:ARG:HA	22:A3:83:PRO:HD3	1.69	0.42
1:AA:2056:G:H1	27:A5:4:HIS:HD2	1.66	0.42
1:AA:1021:A:H3'	1:AA:1021:A:H8	1.84	0.42
1:AA:1062:G:P	1:AA:1070:A:H4'	2.59	0.42
1:AA:1062:G:H3'	1:AA:1063:G:C8	2.54	0.42
1:AA:1083:U:H3'	1:AA:1083:U:C6	2.54	0.42
1:AA:1088:A:N3	1:AA:1088:A:H3'	2.34	0.42
1:AA:1144:G:C6	1:AA:1145:C:C4	3.08	0.42
1:AA:1416:G:HO2'	1:AA:1417:C:P	2.36	0.42
1:AA:1461:G:O2'	1:AA:1462:C:H5'	2.19	0.42
1:AA:1464:C:N3	1:AA:1465:G:N7	2.68	0.42
1:AA:1512:G:C5	1:AA:1513:C:C4	3.07	0.42

Continued on next page...

Continued from previous page...

Atom-1	Atom-2	Interatomic distance (Å)	Clash overlap (Å)
1:AA:1786:A:H4'	1:AA:1787:A:OP2	2.19	0.42
1:AA:2114:A:H2'	1:AA:2168:G:C8	2.54	0.42
1:AA:2287:A:C4	1:AA:2289:G:C8	3.07	0.42
1:AA:2378:A:H4'	14:AQ:23:ARG:NH1	2.34	0.42
1:AA:2704:C:H2'	1:AA:2705:A:C8	2.54	0.42
1:AA:2772:C:H2'	1:AA:2773:C:H6	1.84	0.42
1:AA:2812:G:H2'	1:AA:2813:A:O4'	2.20	0.42
1:AA:2846:G:H2'	1:AA:2847:U:O4'	2.19	0.42
1:AA:2855:C:H2'	1:AA:2856:C:H6	1.84	0.42
1:AA:304:G:C2	1:AA:314:A:N3	2.87	0.42
1:AA:299:A:H2'	1:AA:319:C:O2'	2.19	0.42
1:AA:30:G:H2'	1:AA:31:C:O4'	2.19	0.42
1:AA:511:U:O4	1:AA:512:G:C6	2.72	0.42
1:AA:196:A:C4	1:AA:805:G:C6	3.07	0.42
3:AD:35:LYS:HE2	3:AD:104:TYR:HB2	1.98	0.42
3:AD:69:ARG:HD3	3:AD:105:ILE:HD11	2.01	0.42
3:AD:126:GLN:HG3	3:AD:126:GLN:H	1.68	0.42
4:AE:114:ALA:HB3	4:AE:160:TYR:HB3	2.00	0.42
4:AE:23:VAL:HA	4:AE:185:LYS:CA	2.31	0.42
5:AF:52:LYS:O	5:AF:88:VAL:HG23	2.19	0.42
6:AG:101:ILE:HG12	6:AG:105:LYS:NZ	2.34	0.42
6:AG:64:THR:CG2	6:AG:66:GLN:H	2.22	0.42
8:AK:60:GLU:HG3	8:AK:61:ARG:NH2	2.35	0.42
9:AM:96:GLU:HB2	9:AM:122:VAL:HG12	2.00	0.42
9:AM:69:GLN:O	9:AM:71:ILE:HG13	2.20	0.42
21:AV:161:VAL:HG12	21:AV:162:GLU:CG	2.49	0.42
23:AZ:18:ILE:HG22	23:AZ:20:ARG:HG3	2.00	0.42
16:B1:19:LYS:O	16:B1:22:LYS:HG3	2.19	0.42
28:B6:15:GLU:OE2	28:B6:41:PRO:CB	2.67	0.42
1:BA:1223:C:OP2	17:B2:88:ARG:NH2	2.41	0.42
1:BA:1638:C:H2'	1:BA:1639:U:O5'	2.20	0.42
1:BA:1833:U:C4	1:BA:1834:U:C5	3.07	0.42
1:BA:2157:G:O2'	1:BA:2158:A:O4'	2.27	0.42
1:BA:2289:G:H1'	1:BA:2346:A:H2	1.83	0.42
1:BA:250:G:O6	1:BA:386:G:N1	2.36	0.42
1:BA:270(I):G:H2'	1:BA:270(J):G:H8	1.85	0.42
1:BA:2727:G:C2	1:BA:2728:U:C5	3.08	0.42
1:BA:2749:A:H5'	7:BH:62:LYS:O	2.20	0.42
1:BA:2772:C:O5'	1:BA:2772:C:H6	2.02	0.42
1:BA:2818:G:C2'	1:BA:2819:G:H5'	2.50	0.42
1:BA:2861:G:O2'	1:BA:2862:G:H5'	2.20	0.42

Continued on next page...

Continued from previous page...

Atom-1	Atom-2	Interatomic distance (Å)	Clash overlap (Å)
1:BA:2720:U:C2	1:BA:2873:A:C2	3.07	0.42
1:BA:2896:C:C4	1:BA:2897:U:C5	3.07	0.42
1:BA:883:G:C5	1:BA:884:C:N4	2.87	0.42
3:BD:31:LYS:HB2	3:BD:31:LYS:HE3	1.69	0.42
3:BD:45:ASN:C	3:BD:45:ASN:OD1	2.55	0.42
4:BE:120:TRP:CG	4:BE:155:LYS:HB3	2.55	0.42
4:BE:64:LYS:HB3	4:BE:66:HIS:CD2	2.54	0.42
5:BF:36:VAL:HG11	5:BF:183:VAL:HG11	2.00	0.42
6:BG:61:ALA:HA	6:BG:64:THR:HG22	2.01	0.42
6:BG:8:LYS:O	6:BG:12:TYR:HD2	2.02	0.42
7:BH:27:LYS:HA	7:BH:27:LYS:HD2	1.80	0.42
18:BS:17:VAL:HG12	18:BS:43:GLY:HA3	2.01	0.42
21:BV:151:HIS:CD2	21:BV:151:HIS:N	2.85	0.42
21:BV:3:TYR:O	21:BV:58:VAL:HB	2.19	0.42
31:CA:1014:A:H3'	31:CA:1015:A:C8	2.54	0.42
31:CA:1071:C:O2'	31:CA:1072:G:H5'	2.20	0.42
31:CA:1312:G:C2'	31:CA:1313:U:H5'	2.50	0.42
31:CA:1350:A:C6	31:CA:1351:U:N3	2.87	0.42
31:CA:386:C:O2'	31:CA:387:U:H5'	2.19	0.42
31:CA:703:G:H4'	31:CA:704:A:O5'	2.19	0.42
31:CA:857:C:C4	31:CA:858:G:C5	3.07	0.42
31:CA:872:A:N3	31:CA:872:A:H2'	2.34	0.42
53:CD:65:G:H2'	53:CD:66:C:H5'	2.02	0.42
32:CE:80:ILE:CG2	32:CE:212:GLN:HA	2.44	0.42
37:CJ:104:LEU:HA	37:CJ:104:LEU:HD13	1.73	0.42
41:CN:62:GLN:O	41:CN:66:LEU:HG	2.18	0.42
42:CO:8:VAL:HG13	47:CT:29:HIS:HD2	1.82	0.42
44:CQ:8:GLU:O	44:CQ:10:ALA:N	2.53	0.42
47:CT:55:ASP:OD1	47:CT:79:SER:CB	2.67	0.42
48:CU:26:LEU:HD12	48:CU:29:PHE:CD2	2.55	0.42
36:CI:41:GLU:CD	48:CU:35:ARG:HH22	2.23	0.42
31:DA:1151:A:O2'	31:DA:1152:A:O4'	2.36	0.42
31:DA:1178:G:N7	31:DA:1180:A:OP2	2.52	0.42
31:DA:116:A:H61	31:DA:313:A:H1'	1.84	0.42
31:DA:418:C:H2'	31:DA:419:C:O4'	2.19	0.42
31:DA:429:U:H4'	31:DA:430:A:O5'	2.19	0.42
31:DA:457:C:H2'	31:DA:458:C:C6	2.54	0.42
31:DA:748:C:C6	31:DA:748:C:O5'	2.73	0.42
31:DA:782:A:H4'	31:DA:1514:C:O2'	2.19	0.42
31:DA:976:G:C8	31:DA:1358:U:C2	3.07	0.42
52:DB:5:A:N6	52:DB:79:U:H3	2.12	0.42

Continued on next page...

Continued from previous page...

Atom-1	Atom-2	Interatomic distance (Å)	Clash overlap (Å)
35:DH:110:LEU:HB3	35:DH:115:VAL:CG2	2.50	0.42
43:DP:23:TYR:O	43:DP:66:LEU:HB2	2.19	0.42
49:DV:75:ALA:HA	49:DV:76:PRO:HD2	1.92	0.42
17:A2:19:LYS:HA	17:A2:94:LEU:O	2.19	0.42
27:A5:58:LEU:HD12	27:A5:58:LEU:O	2.20	0.42
28:A6:20:ASN:OD1	28:A6:22:ALA:N	2.53	0.42
29:A7:34:ARG:HD3	29:A7:42:LEU:HA	2.00	0.42
1:AA:1142(A):A:C8	1:AA:1144:G:C5	3.08	0.42
1:AA:1474:C:H2'	1:AA:1475:G:H8	1.84	0.42
1:AA:153:C:O2'	1:AA:154:G:H5'	2.18	0.42
1:AA:1665:A:H2'	1:AA:1666:G:H5'	1.99	0.42
1:AA:2144:U:O2	1:AA:2148:G:C2	2.72	0.42
1:AA:2378:A:C5	1:AA:2379:G:H1'	2.54	0.42
1:AA:2740:A:H2'	1:AA:2741:A:C8	2.53	0.42
1:AA:2785:C:OP1	4:AE:41:LYS:CE	2.68	0.42
1:AA:2836:U:H2'	1:AA:2837:G:C8	2.55	0.42
1:AA:2859:G:C6	1:AA:2860:A:N6	2.87	0.42
1:AA:287:C:C2	1:AA:288:C:C6	3.07	0.42
1:AA:2810:A:H61	1:AA:2891:G:C2'	2.32	0.42
1:AA:39:C:O2'	1:AA:40:C:H5'	2.20	0.42
1:AA:520:G:H2'	1:AA:521:G:C8	2.55	0.42
1:AA:769:G:C2'	1:AA:770:G:H5'	2.49	0.42
1:AA:997:G:O2'	1:AA:998:C:H5'	2.19	0.42
3:AD:79:VAL:HG12	3:AD:113:VAL:HA	2.00	0.42
4:AE:13:ARG:CG	4:AE:13:ARG:NH1	2.80	0.42
6:AG:145:THR:HG23	6:AG:148:MET:SD	2.59	0.42
7:AH:9:ILE:CD1	7:AH:9:ILE:N	2.78	0.42
8:AK:33:ARG:HB3	8:AK:35:LEU:HG	2.01	0.42
8:AK:83:ALA:O	8:AK:87:LYS:O	2.37	0.42
9:AM:55:VAL:O	9:AM:56:ASN:C	2.57	0.42
11:AO:63:PRO:HA	30:A8:13:ARG:CB	2.47	0.42
1:AA:2250:G:C6	12:AP:83:MET:CB	3.02	0.42
14:AQ:85:VAL:CG2	14:AQ:112:PHE:CZ	3.02	0.42
14:AQ:88:ASP:OD1	14:AQ:89:ARG:N	2.43	0.42
15:AR:61:PHE:CZ	15:AR:76:PHE:HB2	2.54	0.42
20:AU:74:PRO:O	20:AU:80:GLY:HA2	2.18	0.42
21:AV:13:GLU:HB3	21:AV:18:LEU:HD11	2.00	0.42
12:AP:137:TYR:CE2	21:AV:83:PRO:HG3	2.55	0.42
23:AZ:21:ARG:HD3	23:AZ:35:THR:CG2	2.49	0.42
16:B1:99:ALA:HB2	16:B1:106:PHE:CD1	2.54	0.42
28:B6:12:GLU:O	28:B6:52:VAL:HG12	2.20	0.42

Continued on next page...

Continued from previous page...

Atom-1	Atom-2	Interatomic distance (Å)	Clash overlap (Å)
29:B7:8:ASN:HD22	29:B7:11:LYS:H	1.61	0.42
29:B7:43:THR:HG23	29:B7:44:PRO:HD2	2.01	0.42
1:BA:1259:G:O2'	1:BA:1260:G:H5'	2.20	0.42
1:BA:1342:A:N1	1:BA:1397:U:C6	2.87	0.42
1:BA:1733:G:C2'	1:BA:1734:C:H5'	2.50	0.42
1:BA:2287:A:H2	1:BA:2346:A:N1	2.16	0.42
1:BA:2636:U:H2'	1:BA:2637:U:C6	2.54	0.42
1:BA:2663:G:C6	1:BA:2664:G:C4	3.07	0.42
1:BA:2693:A:H2'	1:BA:2694:G:C8	2.54	0.42
1:BA:2884:U:H2'	1:BA:2885:C:C5'	2.49	0.42
1:BA:311:A:O4'	1:BA:332:A:C8	2.73	0.42
1:BA:654(T):A:H2'	1:BA:654(U):A:O4'	2.19	0.42
1:BA:715:G:O2'	1:BA:716:A:H5'	2.19	0.42
1:BA:783:A:C4	1:BA:785:G:H1'	2.54	0.42
1:BA:914:C:N4	1:BA:915:C:C2	2.88	0.42
5:BF:9:ILE:HA	5:BF:13:SER:O	2.20	0.42
5:BF:38:ARG:HD3	5:BF:99:TYR:OH	2.19	0.42
5:BF:64:ILE:C	5:BF:65:TRP:CD1	2.93	0.42
7:BH:4:ILE:HB	7:BH:6:ARG:CZ	2.50	0.42
8:BK:101:LEU:HG	8:BK:101:LEU:O	2.18	0.42
9:BM:73:THR:HA	9:BM:83:LYS:O	2.19	0.42
11:BO:46:LYS:O	11:BO:51:PHE:CB	2.68	0.42
12:BP:23:GLY:HA2	12:BP:24:GLY:HA3	1.75	0.42
14:BQ:110:LEU:HD22	14:BQ:112:PHE:N	2.34	0.42
31:CA:1124:G:H3'	31:CA:1145:C:N4	2.21	0.42
31:CA:791:G:N2	31:CA:1497:G:O3'	2.49	0.42
31:CA:430:A:C2'	31:CA:431:A:H5'	2.49	0.42
31:CA:309:G:H1'	31:CA:608:A:C2	2.55	0.42
31:CA:659:U:C2'	31:CA:660:G:H5'	2.49	0.42
31:CA:691:G:H1'	31:CA:696:A:H61	1.85	0.42
31:CA:706:A:C2'	31:CA:707:C:H5'	2.50	0.42
31:CA:781:A:C3'	31:CA:782:A:H5'	2.49	0.42
53:CD:19:G:H4'	53:CD:61:U:C2	2.55	0.42
32:CE:28:PHE:CD1	32:CE:190:THR:HA	2.54	0.42
34:CG:155:LEU:O	34:CG:156:GLU:C	2.57	0.42
38:CK:86:ILE:O	38:CK:87:SER:C	2.58	0.42
41:CN:82:VAL:HB	41:CN:108:ILE:HD13	2.00	0.42
42:CO:99:ARG:HB3	42:CO:99:ARG:HE	1.65	0.42
54:D1:19:U:H6	54:D1:19:U:OP2	2.02	0.42
31:DA:1219:U:OP1	44:DQ:19:ARG:CZ	2.67	0.42
31:DA:1236:A:O2'	31:DA:1304:G:H4'	2.19	0.42

Continued on next page...

Continued from previous page...

Atom-1	Atom-2	Interatomic distance (Å)	Clash overlap (Å)
31:DA:1386:G:N3	31:DA:1387:G:C8	2.88	0.42
31:DA:1520:G:H2'	31:DA:1521:G:C8	2.55	0.42
31:DA:407:G:C2	31:DA:436:C:N3	2.87	0.42
31:DA:616:G:H2'	31:DA:617:G:C8	2.53	0.42
31:DA:635:G:C6	31:DA:636:U:C4	3.07	0.42
31:DA:751:U:H1'	45:DR:23:GLY:O	2.18	0.42
52:DB:37:G:C5	52:DB:38:G:N7	2.88	0.42
53:DC:19:G:C6	53:DC:58:A:C6	3.07	0.42
31:DA:619:U:C2	34:DG:135:LEU:CD2	3.02	0.42
34:DG:201:GLN:HE21	34:DG:204:ILE:HD12	1.84	0.42
35:DH:18:ARG:HH11	35:DH:25:ARG:HB3	1.83	0.42
37:DJ:124:LEU:HD23	37:DJ:124:LEU:HA	1.80	0.42
37:DJ:49:ILE:HG22	37:DJ:49:ILE:O	2.18	0.42
40:DM:13:HIS:HD2	40:DM:13:HIS:O	2.02	0.42
40:DM:42:THR:HG23	40:DM:67:THR:O	2.19	0.42
40:DM:4:ILE:HB	40:DM:74:ILE:CD1	2.49	0.42
41:DN:81:ASP:OD2	41:DN:107:SER:OG	2.23	0.42
42:DO:32:PHE:HB3	42:DO:84:LEU:HD22	2.00	0.42
43:DP:45:VAL:O	43:DP:48:LEU:HD22	2.19	0.42
43:DP:56:LEU:HD23	43:DP:56:LEU:HA	1.81	0.42
28:A6:25:LYS:HZ2	28:A6:27:LYS:HE2	1.82	0.42
29:A7:10:ARG:NH1	29:A7:14:LYS:HE2	2.35	0.42
29:A7:9:ARG:HH21	29:A7:48:LYS:HB2	1.84	0.42
1:AA:250:G:OP2	30:A8:13:ARG:NH2	2.52	0.42
1:AA:1028:A:N3	1:AA:2486:G:O2'	2.44	0.42
1:AA:1344:G:C4'	1:AA:1384:A:C5	3.03	0.42
1:AA:1418:G:O5'	1:AA:1418:G:H8	2.02	0.42
1:AA:1509:C:N4	1:AA:1511:A:N6	2.68	0.42
1:AA:165:U:H2'	1:AA:171:G:O4'	2.19	0.42
1:AA:1785:A:H4'	1:AA:1982:C:O2'	2.19	0.42
1:AA:2146:C:H4'	1:AA:2147:G:C5	2.53	0.42
1:AA:858:U:O2	1:AA:2268:A:H2'	2.19	0.42
1:AA:2287:A:N3	1:AA:2289:G:C8	2.87	0.42
1:AA:2346:A:O3'	28:A6:39:TYR:OH	2.38	0.42
1:AA:2443:C:H2'	1:AA:2444:G:H8	1.84	0.42
1:AA:2063:C:O2	1:AA:2450:A:N1	2.53	0.42
1:AA:319:C:N4	1:AA:320:A:C6	2.87	0.42
1:AA:325:G:C2'	1:AA:326:G:H5'	2.49	0.42
1:AA:329:G:OP1	1:AA:329:G:H8	2.02	0.42
1:AA:336:C:N3	1:AA:337:C:C5	2.87	0.42
1:AA:483:A:H5''	20:AU:49:VAL:HG22	2.00	0.42

Continued on next page...

Continued from previous page...

Atom-1	Atom-2	Interatomic distance (Å)	Clash overlap (Å)
1:AA:633:A:C8	1:AA:633:A:C3'	3.03	0.42
1:AA:879:G:N2	1:AA:898:C:N3	2.62	0.42
1:AA:957:A:N6	1:AA:959:A:C2	2.88	0.42
2:AB:59:A:C8	2:AB:60:C:C5	3.07	0.42
2:AB:7:G:C2'	2:AB:8:U:H5'	2.50	0.42
2:AB:94:C:C2'	2:AB:95:U:H5'	2.50	0.42
4:AE:4:ILE:C	4:AE:5:LEU:HD23	2.40	0.42
12:AP:34:LEU:HD23	12:AP:104:PHE:HD1	1.84	0.42
12:AP:109:VAL:CG1	12:AP:113:GLN:HB3	2.49	0.42
12:AP:16:ARG:HE	12:AP:16:ARG:HB3	1.72	0.42
1:AA:906:G:HO2'	12:AP:67:ARG:NH2	2.09	0.42
19:AT:41:ASN:HD22	19:AT:41:ASN:H	1.66	0.42
24:AW:53:LEU:O	24:AW:57:ILE:HG13	2.19	0.42
13:B0:29:LEU:HD12	13:B0:29:LEU:HA	1.69	0.42
1:BA:2840:C:O3'	13:B0:53:HIS:NE2	2.52	0.42
16:B1:93:LYS:HA	16:B1:96:ALA:CB	2.49	0.42
17:B2:82:ARG:HG2	17:B2:82:ARG:HH11	1.81	0.42
17:B2:85:LYS:CG	17:B2:87:HIS:H	2.32	0.42
17:B2:91:TYR:HA	17:B2:91:TYR:HD1	1.72	0.42
26:B4:5:ILE:O	26:B4:5:ILE:HG22	2.19	0.42
26:B4:8:LYS:HD2	26:B4:8:LYS:HA	1.79	0.42
27:B5:26:THR:HA	27:B5:27:PRO:HD3	1.91	0.42
29:B7:43:THR:HG22	29:B7:44:PRO:O	2.20	0.42
1:BA:1241:A:O2'	1:BA:1242:A:H5'	2.19	0.42
1:BA:1435:G:H2'	1:BA:1436:G:O4'	2.20	0.42
1:BA:1448:G:N2	1:BA:1449:A:N6	2.67	0.42
1:BA:147:U:C2'	1:BA:148:C:H5''	2.49	0.42
1:BA:1664:A:O5'	1:BA:1664:A:H8	2.02	0.42
1:BA:1746:G:O2'	1:BA:1747:G:H5'	2.19	0.42
1:BA:1788:C:C2	1:BA:1789:A:C8	3.08	0.42
1:BA:2103:C:O2'	1:BA:2104:G:H5'	2.19	0.42
1:BA:2189:U:H2'	1:BA:2190:G:H5'	2.01	0.42
1:BA:234:C:C2	1:BA:235:U:C5	3.07	0.42
1:BA:218:A:H2	1:BA:235:U:H4'	1.83	0.42
1:BA:2420:C:O5'	1:BA:2420:C:H6	2.02	0.42
1:BA:2467:C:N4	1:BA:2468:G:C2	2.87	0.42
1:BA:2469:A:C2	1:BA:2470:G:C5	3.07	0.42
1:BA:2786:U:O2'	4:BE:64:LYS:HA	2.20	0.42
1:BA:2881:C:C2	1:BA:2882:A:C8	3.06	0.42
1:BA:586:A:N1	1:BA:809:G:O2'	2.37	0.42
3:BD:209:ALA:O	3:BD:212:SER:HB2	2.19	0.42

Continued on next page...

Continued from previous page...

Atom-1	Atom-2	Interatomic distance (Å)	Clash overlap (Å)
3:BD:35:LYS:CE	3:BD:65:ILE:HA	2.49	0.42
1:BA:2723:C:OP2	4:BE:109:LYS:NZ	2.51	0.42
5:BF:5:ALA:O	5:BF:18:ARG:O	2.37	0.42
6:BG:7:LEU:HD22	6:BG:100:TRP:HE3	1.85	0.42
8:BK:110:ASP:OD2	8:BK:130:TYR:CE1	2.65	0.42
1:BA:1952:A:P	10:BN:44:LYS:HZ3	2.37	0.42
11:BO:128:HIS:HA	11:BO:147:LEU:CA	2.46	0.42
12:BP:61:GLY:HA2	12:BP:62:GLY:HA3	1.71	0.42
14:BQ:85:VAL:HG23	14:BQ:112:PHE:HZ	1.83	0.42
18:BS:14:PRO:O	18:BS:18:ARG:HB2	2.19	0.42
21:BV:114:GLY:C	21:BV:116:VAL:N	2.72	0.42
31:CA:1023:G:C6	31:CA:1024:G:C5	3.07	0.42
31:CA:1004:A:O5'	31:CA:1025:U:O4	2.35	0.42
31:CA:1125:U:H3	40:CM:5:ARG:NH1	2.17	0.42
31:CA:1152:A:C4	31:CA:1153:C:C6	3.08	0.42
31:CA:243:A:H4'	31:CA:244:U:C5'	2.47	0.42
31:CA:452:A:O2'	31:CA:453:A:O5'	2.32	0.42
31:CA:721:G:C6	31:CA:733:A:C2	3.08	0.42
31:CA:763:G:C4	31:CA:764:C:C5	3.07	0.42
53:CC:62:C:H2'	53:CC:63:C:C6	2.42	0.42
32:CE:25:ASN:O	32:CE:27:LYS:N	2.52	0.42
33:CF:58:GLU:CB	33:CF:65:ALA:HB3	2.50	0.42
33:CF:92:ALA:HB2	33:CF:99:VAL:CG2	2.46	0.42
35:CH:100:VAL:HG23	35:CH:116:THR:O	2.19	0.42
36:CI:72:VAL:HG13	36:CI:73:ASN:H	1.84	0.42
37:CJ:36:LYS:HZ2	37:CJ:36:LYS:HB2	1.84	0.42
32:CE:178:ARG:NH2	38:CK:74:PRO:HG3	2.34	0.42
31:CA:1152:A:O3'	40:CM:13:HIS:NE2	2.52	0.42
43:CP:105:THR:O	43:CP:107:ALA:N	2.51	0.42
31:DA:1037:C:H6	31:DA:1037:C:H3'	1.83	0.42
31:DA:1129:C:C4	31:DA:1139:G:N1	2.87	0.42
31:DA:1131:G:C8	31:DA:1132:C:C5	3.06	0.42
31:DA:1187:G:H2'	31:DA:1188:A:C8	2.55	0.42
31:DA:1330:U:H2'	31:DA:1330:U:O2	2.18	0.42
31:DA:926:G:C6	31:DA:1505:G:C5	3.07	0.42
31:DA:179:A:C4	31:DA:180:U:C5	3.08	0.42
31:DA:408:A:H2'	31:DA:409:G:C8	2.55	0.42
31:DA:501:C:H2'	31:DA:502:G:H8	1.84	0.42
31:DA:38:G:H4'	31:DA:547:A:N6	2.35	0.42
31:DA:663:A:O2'	31:DA:664:G:H5'	2.20	0.42
52:DB:13:G:N2	52:DB:14:A:C5	2.88	0.42

Continued on next page...

Continued from previous page...

Atom-1	Atom-2	Interatomic distance (Å)	Clash overlap (Å)
53:DC:14:A:C2	53:DC:15:G:H1'	2.53	0.42
53:DD:39:A:H2'	53:DD:40:C:C5'	2.48	0.42
34:DG:150:GLU:O	34:DG:152:SER:N	2.49	0.42
34:DG:173:TRP:CD2	34:DG:189:PRO:HB3	2.54	0.42
38:DK:123:GLU:O	38:DK:127:LEU:HD23	2.20	0.42
40:DM:50:ILE:HD12	44:DQ:41:ARG:NH1	2.35	0.42
42:DO:60:LEU:C	42:DO:62:SER:H	2.22	0.42
44:DQ:15:LYS:CB	44:DQ:15:LYS:NZ	2.82	0.42
44:DQ:2:ALA:O	44:DQ:6:LEU:HD12	2.19	0.42
31:DA:750:G:O3'	45:DR:18:PHE:HZ	2.03	0.42
48:DU:29:PHE:CD1	48:DU:39:VAL:CG1	3.00	0.42
50:DW:96:GLY:O	50:DW:97:ALA:HB3	2.19	0.42
13:A0:30:THR:HG22	13:A0:31:HIS:N	2.33	0.42
28:A6:11:LEU:HD11	28:A6:51:GLU:CG	2.50	0.42
30:A8:53:PRO:O	30:A8:57:ARG:N	2.37	0.42
1:AA:1063:G:C4	1:AA:1064:C:C6	3.08	0.42
1:AA:1400:G:C6	1:AA:1401:G:C6	3.08	0.42
1:AA:1535:U:H2'	1:AA:1536:A:H8	1.85	0.42
1:AA:1579:A:H2'	1:AA:1580:A:O4'	2.19	0.42
1:AA:2112:G:N2	53:CD:57:C:N3	2.68	0.42
1:AA:2114:A:OP2	1:AA:2117:A:OP1	2.37	0.42
1:AA:2114:A:N6	1:AA:2115:G:N1	2.68	0.42
1:AA:2842:G:O2'	1:AA:2843:G:H5'	2.20	0.42
1:AA:31:C:H42	1:AA:474:G:H1	1.67	0.42
1:AA:828:U:H3'	1:AA:828:U:O2	2.20	0.42
2:AB:82:G:C2'	2:AB:83:G:H5'	2.50	0.42
3:AD:166:GLN:HE21	3:AD:166:GLN:N	2.17	0.42
8:AK:110:ASP:HB3	8:AK:112:LYS:N	2.34	0.42
8:AK:98:ALA:O	8:AK:99:GLU:C	2.57	0.42
12:AP:43:THR:OG1	12:AP:46:GLN:CG	2.68	0.42
1:AA:456:C:C5	19:AT:69:TYR:CZ	3.08	0.42
17:B2:70:ILE:HG13	17:B2:86:GLY:O	2.20	0.42
28:B6:35:GLU:O	28:B6:36:LEU:CB	2.65	0.42
1:BA:1009:A:OP2	1:BA:1010:A:OP2	2.38	0.42
1:BA:1312:U:H4'	1:BA:1313:U:O5'	2.20	0.42
1:BA:1348:G:C6	1:BA:1349:A:N1	2.88	0.42
1:BA:1353:A:H4'	3:BD:38:LYS:HZ2	1.83	0.42
1:BA:1499:C:H2'	1:BA:1500:G:H8	1.83	0.42
1:BA:1677:A:H2'	1:BA:1678:G:H8	1.83	0.42
1:BA:1784:A:H4'	1:BA:1785:A:H5''	2.02	0.42
1:BA:1786:A:H4'	1:BA:1787:A:OP2	2.19	0.42

Continued on next page...

Continued from previous page...

Atom-1	Atom-2	Interatomic distance (Å)	Clash overlap (Å)
1:BA:2115:G:N2	1:BA:2172:U:N3	2.67	0.42
1:BA:2124:G:C2'	1:BA:2125:G:H5'	2.49	0.42
1:BA:2395:C:H2'	1:BA:2396:G:O4'	2.19	0.42
1:BA:2402:C:H4'	1:BA:2402:C:OP1	2.20	0.42
1:BA:2483:C:H2'	1:BA:2483:C:O2	2.20	0.42
1:BA:2584:U:C5'	1:BA:2585:U:OP2	2.67	0.42
1:BA:2688:U:H1'	1:BA:2721:A:H61	1.85	0.42
1:BA:2869:G:H2'	1:BA:2870:C:O4'	2.19	0.42
1:BA:407:G:H2'	1:BA:408:G:C8	2.55	0.42
1:BA:668:G:C2'	1:BA:669:G:OP1	2.68	0.42
1:BA:817:C:H2'	1:BA:818:G:O4'	2.19	0.42
1:BA:96:G:C2	1:BA:97:C:C6	3.07	0.42
2:BB:111:U:H2'	2:BB:112:G:H8	1.81	0.42
3:BD:28:GLU:CB	3:BD:29:PRO:CD	2.94	0.42
5:BF:129:PHE:HA	5:BF:142:TRP:CD1	2.55	0.42
6:BG:4:ASP:O	6:BG:5:VAL:HB	2.19	0.42
11:BO:123:LEU:HD23	11:BO:123:LEU:H	1.84	0.42
1:BA:389:G:C2	11:BO:71:VAL:CG1	3.00	0.42
14:BQ:3:ARG:O	14:BQ:4:LEU:C	2.58	0.42
20:BU:54:LYS:O	20:BU:55:TYR:CG	2.72	0.42
21:BV:168:GLU:HG3	21:BV:169:GLU:N	2.34	0.42
23:BZ:95:LEU:C	23:BZ:97:LEU:H	2.23	0.42
31:CA:1334:G:H5''	31:CA:1335:C:OP2	2.20	0.42
31:CA:1531:A:H5'	31:CA:1532:U:OP2	2.19	0.42
31:CA:16:A:C5	31:CA:17:U:C5	3.08	0.42
31:CA:380:G:N1	31:CA:384:G:C6	2.88	0.42
31:CA:692:U:O2	31:CA:695:A:C8	2.72	0.42
53:CC:59:A:C6	53:CC:62:C:C2	3.07	0.42
53:CD:7:G:N7	53:CD:50:G:C8	2.88	0.42
32:CE:134:GLU:O	32:CE:137:ARG:HB3	2.20	0.42
32:CE:162:ILE:HD11	32:CE:184:VAL:HG13	2.00	0.42
33:CF:22:TRP:CH2	33:CF:32:LEU:HB3	2.55	0.42
35:CH:82:VAL:CG1	35:CH:83:GLU:N	2.82	0.42
37:CJ:18:TYR:CD2	37:CJ:59:LEU:HB2	2.53	0.42
40:CM:78:ASN:O	40:CM:81:THR:N	2.40	0.42
31:CA:716:A:N3	41:CN:117:ASN:O	2.53	0.42
48:CU:43:PHE:O	48:CU:51:LEU:HG	2.20	0.42
31:DA:1015:A:C5	31:DA:1016:A:C5	3.07	0.42
31:DA:1071:C:O2'	31:DA:1072:G:H5'	2.19	0.42
31:DA:1112:C:C4	33:DF:178:LEU:HD23	2.55	0.42
31:DA:156:G:N2	31:DA:166:G:C4	2.88	0.42

Continued on next page...

Continued from previous page...

Atom-1	Atom-2	Interatomic distance (Å)	Clash overlap (Å)
31:DA:673:G:H5'	36:DI:87:ARG:CZ	2.49	0.42
31:DA:861:G:C5	31:DA:862:C:C5	3.08	0.42
31:DA:951:G:C6	31:DA:1231:G:C6	3.08	0.42
52:DB:77:C:C4	52:DB:78:C:C5	3.08	0.42
33:DF:146:ALA:HB2	33:DF:204:LEU:HD23	2.02	0.42
36:DI:61:LEU:N	36:DI:61:LEU:HD12	2.35	0.42
36:DI:25:ILE:CD1	36:DI:82:ARG:HD2	2.50	0.42
39:DL:113:LYS:HD2	39:DL:113:LYS:N	2.35	0.42
40:DM:54:PHE:CE2	40:DM:55:LYS:HD2	2.54	0.42
47:DT:75:ARG:NH1	47:DT:76:LEU:O	2.52	0.42
49:DV:10:PHE:HA	49:DV:10:PHE:HD1	1.78	0.42
49:DV:27:GLU:HG2	49:DV:47:HIS:NE2	2.34	0.42
31:DA:956:U:H5'	49:DV:83:HIS:HB3	2.01	0.42
50:DW:67:ALA:O	50:DW:73:HIS:CE1	2.72	0.42
16:A1:92:ARG:NH2	17:A2:11:GLN:H	2.17	0.42
17:A2:64:HIS:CG	17:A2:92:THR:HG22	2.54	0.42
22:A3:36:ILE:HD11	22:A3:39:ARG:HG2	2.02	0.42
28:A6:14:THR:HG21	28:A6:19:ARG:HH21	1.84	0.42
1:AA:1612:C:H2'	1:AA:1613:G:O5'	2.20	0.42
1:AA:1654:A:OP2	13:A0:2:ARG:HD3	2.19	0.42
1:AA:1918:A:O2'	1:AA:1920:C:N4	2.52	0.42
1:AA:1949:G:C6	1:AA:1950:G:C6	3.08	0.42
1:AA:2163:C:C5	1:AA:2164:C:C4	3.08	0.42
1:AA:2199:A:OP2	1:AA:2205:C:C5	2.71	0.42
1:AA:2404:C:C2'	1:AA:2405:G:H5'	2.50	0.42
1:AA:2531:A:H5'	7:AH:157:TYR:CZ	2.55	0.42
1:AA:2848:G:N2	1:AA:2867:G:C4	2.88	0.42
2:AB:13:A:O2'	2:AB:15:A:O5'	2.37	0.42
3:AD:136:ILE:CG2	3:AD:137:PRO:HD2	2.47	0.42
5:AF:34:TRP:CZ3	5:AF:35:GLU:HG2	2.54	0.42
6:AG:56:ALA:HB2	6:AG:153:ARG:NE	2.34	0.42
6:AG:80:PHE:O	6:AG:80:PHE:HD1	1.98	0.42
8:AK:135:GLU:H	8:AK:135:GLU:CD	2.23	0.42
9:AM:58:ASP:OD1	9:AM:58:ASP:C	2.57	0.42
9:AM:67:LEU:HD23	9:AM:88:GLU:HG2	2.02	0.42
12:AP:79:LEU:C	12:AP:81:VAL:H	2.23	0.42
14:AQ:62:LYS:HB2	14:AQ:97:ARG:CD	2.50	0.42
18:AS:29:LEU:HD21	18:AS:33:ARG:NH2	2.32	0.42
24:AW:47:ASN:O	24:AW:48:HIS:C	2.58	0.42
25:AX:39:ASP:C	25:AX:39:ASP:OD1	2.57	0.42
23:AZ:3:LYS:C	23:AZ:4:VAL:HG12	2.39	0.42

Continued on next page...

Continued from previous page...

Atom-1	Atom-2	Interatomic distance (Å)	Clash overlap (Å)
23:AZ:65:SER:OG	23:AZ:66:HIS:HD2	2.02	0.42
22:B3:49:LYS:HE3	22:B3:49:LYS:HB2	1.87	0.42
26:B4:16:CYS:HB3	26:B4:20:ASN:N	2.35	0.42
28:B6:47:THR:O	28:B6:49:HIS:ND1	2.39	0.42
1:BA:1069:A:C5	1:BA:1073:A:C8	3.08	0.42
1:BA:1196:C:O2'	1:BA:1228:G:O2'	2.26	0.42
1:BA:1453:A:O2'	1:BA:1454:U:H2'	2.19	0.42
1:BA:1499:C:O2'	1:BA:1500:G:H5'	2.19	0.42
1:BA:1641:A:H2'	1:BA:1642:G:O4'	2.20	0.42
1:BA:1879:C:H2'	1:BA:1880:C:O4'	2.19	0.42
1:BA:2059:A:H2	1:BA:2062:A:N6	2.18	0.42
1:BA:2251:G:C8	1:BA:2450:A:H4'	2.55	0.42
1:BA:2469:A:H5'	1:BA:2470:G:H8	1.85	0.42
1:BA:2795:G:H1'	1:BA:2802:G:C2	2.55	0.42
1:BA:2841:C:C2	1:BA:2877:G:N2	2.87	0.42
1:BA:28:A:C2	1:BA:513:A:C8	3.08	0.42
1:BA:331:A:C4	1:BA:1209:G:C6	3.07	0.42
1:BA:384:U:H2'	1:BA:385:C:C6	2.53	0.42
1:BA:439:G:C2	1:BA:440:G:C4	3.07	0.42
1:BA:467:G:H2'	1:BA:468:G:O4'	2.19	0.42
1:BA:673:C:H6	1:BA:673:C:C5'	2.26	0.42
1:BA:778:G:H2'	1:BA:779:U:C6	2.55	0.42
1:BA:869:G:C2'	1:BA:870:A:H5'	2.50	0.42
2:BB:23:G:N1	2:BB:24:G:O6	2.52	0.42
3:BD:183:ARG:CG	3:BD:184:LYS:N	2.82	0.42
5:BF:123:LEU:HD11	5:BF:125:LEU:HD22	2.02	0.42
12:BP:2:LEU:HG	12:BP:69:PHE:CE1	2.54	0.42
12:BP:43:THR:O	12:BP:46:GLN:HB2	2.19	0.42
15:BR:64:ARG:HB3	15:BR:73:GLU:HG2	2.00	0.42
18:BS:61:ASN:HA	18:BS:61:ASN:HD22	1.60	0.42
20:BU:17:SER:OG	20:BU:18:GLY:N	2.53	0.42
31:CA:1037:C:H2'	31:CA:1038:C:C5	2.55	0.42
31:CA:1142:G:H2'	31:CA:1143:G:O4'	2.19	0.42
31:CA:129:U:O2'	31:CA:130:A:H2'	2.19	0.42
31:CA:1345:U:H4'	31:CA:1346:A:H5'	2.01	0.42
31:CA:1387:G:C6	31:CA:1388:C:N4	2.87	0.42
31:CA:332:G:H2'	31:CA:333:G:H8	1.84	0.42
31:CA:406:G:N2	31:CA:437:U:O2	2.53	0.42
31:CA:509:A:O2'	31:CA:510:A:P	2.78	0.42
31:CA:51:A:C6	31:CA:353:A:C2	3.08	0.42
31:CA:914:A:C5	31:CA:915:A:N7	2.88	0.42

Continued on next page...

Continued from previous page...

Atom-1	Atom-2	Interatomic distance (Å)	Clash overlap (Å)
31:CA:975:A:C5'	31:CA:976:G:H5''	2.49	0.42
53:CD:68:C:N3	53:CD:69:C:N4	2.68	0.42
33:CF:92:ALA:O	33:CF:95:THR:O	2.38	0.42
34:CG:25:ARG:CZ	34:CG:30:LYS:HG3	2.49	0.42
35:CH:153:LYS:HD3	35:CH:154:GLY:H	1.85	0.42
35:CH:31:LEU:HD23	35:CH:45:PHE:HD1	1.84	0.42
43:CP:104:ARG:O	43:CP:105:THR:HG22	2.18	0.42
43:CP:82:MET:O	43:CP:84:ILE:N	2.53	0.42
44:CQ:37:PHE:CE1	44:CQ:53:LEU:HD13	2.54	0.42
49:CV:43:GLU:HG2	49:CV:43:GLU:H	1.46	0.42
31:DA:1126:U:H1'	31:DA:1127:G:P	2.59	0.42
31:DA:1251:A:H2'	31:DA:1252:A:O4'	2.20	0.42
31:DA:505:G:OP2	31:DA:534:U:H2'	2.20	0.42
31:DA:664:G:H2'	31:DA:666:G:OP1	2.19	0.42
31:DA:824:C:H2'	31:DA:825:G:H8	1.84	0.42
31:DA:872:A:C4	31:DA:874:G:N7	2.87	0.42
31:DA:946:A:H2'	31:DA:947:G:H8	1.82	0.42
31:DA:978:A:H5'	31:DA:979:C:OP2	2.19	0.42
52:DB:23:A:H3'	52:DB:24:C:C5	2.55	0.42
52:DB:1:G:H2'	52:DB:2:C:C6	2.54	0.42
53:DC:56:U:O2	53:DC:58:A:C8	2.73	0.42
32:DE:8:LYS:HD2	32:DE:11:LEU:CB	2.50	0.42
35:DH:60:TYR:CB	35:DH:64:ARG:HH21	2.32	0.42
31:DA:1128:C:C5'	39:DL:16:ARG:HH22	2.22	0.42
39:DL:48:GLU:N	39:DL:49:PRO:CD	2.82	0.42
39:DL:5:TYR:HD2	39:DL:18:PHE:CD2	2.36	0.42
42:DO:101:VAL:HG12	42:DO:104:VAL:HG23	2.01	0.42
26:A4:13:ARG:H	26:A4:30:GLU:H	1.67	0.42
27:A5:6:VAL:HG13	27:A5:7:PRO:CD	2.50	0.42
28:A6:34:LEU:HD22	28:A6:34:LEU:H	1.85	0.42
30:A8:53:PRO:HA	30:A8:56:GLU:HB2	2.02	0.42
1:AA:1021:A:C8	1:AA:1022:G:H5''	2.55	0.42
1:AA:1389:G:C2	1:AA:1399:C:O2	2.73	0.42
1:AA:1484:G:C2	1:AA:1506:C:C2	3.08	0.42
1:AA:1535:U:N3	1:AA:1537:C:O4'	2.52	0.42
1:AA:1669:A:H2'	1:AA:1670:C:H5'	2.00	0.42
1:AA:2123:G:N3	1:AA:2176:A:C2	2.88	0.42
1:AA:2260:C:O2'	1:AA:2261:C:H5'	2.20	0.42
1:AA:2261:C:C2	1:AA:2280:G:C2	3.08	0.42
1:AA:2401:U:O3'	1:AA:2402:C:O4'	2.38	0.42
1:AA:2768:C:C4	1:AA:2769:C:C5	3.08	0.42

Continued on next page...

Continued from previous page...

Atom-1	Atom-2	Interatomic distance (Å)	Clash overlap (Å)
1:AA:728:G:H4'	3:AD:13:ARG:HD3	2.02	0.42
1:AA:813:U:H2'	1:AA:814:C:C6	2.55	0.42
1:AA:857:C:OP2	22:A3:77:ARG:NH2	2.53	0.42
1:AA:821:A:H2'	1:AA:946:G:H5''	2.02	0.42
1:AA:960:A:H61	12:AP:83:MET:CE	2.12	0.42
2:AB:99:A:C5	2:AB:100:G:N7	2.88	0.42
7:AH:153:LYS:NZ	7:AH:153:LYS:H	2.09	0.42
7:AH:153:LYS:HB3	7:AH:154:PRO:HD3	2.01	0.42
7:AH:38:SER:HA	7:AH:39:PRO:HD3	1.93	0.42
7:AH:4:ILE:HG12	7:AH:4:ILE:O	2.19	0.42
8:AK:5:LEU:HD13	8:AK:9:LEU:HD23	2.02	0.42
9:AM:134:ARG:N	9:AM:135:PRO:HD3	2.35	0.42
11:AO:135:LEU:O	11:AO:138:LEU:HD12	2.20	0.42
11:AO:70:GLN:HB3	11:AO:71:VAL:H	1.74	0.42
12:AP:63:LYS:CD	12:AP:65:PHE:CE1	3.02	0.42
12:AP:77:LYS:O	12:AP:79:LEU:N	2.53	0.42
14:AQ:11:LYS:O	14:AQ:15:ARG:HB2	2.19	0.42
19:AT:35:THR:HG23	19:AT:38:GLU:H	1.85	0.42
1:AA:482:A:H4'	20:AU:47:LYS:HD3	2.02	0.42
26:B4:23:GLU:HG3	26:B4:24:THR:N	2.34	0.42
27:B5:3:LYS:CG	27:B5:4:HIS:H	2.29	0.42
1:BA:110:G:C4	1:BA:111:A:C8	3.08	0.42
1:BA:11:G:H2'	1:BA:12:U:H5'	2.00	0.42
1:BA:1543:A:C4'	1:BA:1543:A:OP1	2.68	0.42
1:BA:2261:C:H1'	1:BA:2388:A:N3	2.35	0.42
1:BA:2746:U:H3'	1:BA:2746:U:C6	2.54	0.42
1:BA:527:C:H4'	1:BA:528:A:O5'	2.20	0.42
1:BA:607:U:OP1	5:BF:103:LYS:N	2.33	0.42
1:BA:848:G:H1'	1:BA:933:A:C8	2.54	0.42
1:BA:856:C:O2'	1:BA:857:C:O5'	2.35	0.42
1:BA:888:C:C4'	1:BA:889:C:OP2	2.68	0.42
1:BA:892:G:O5'	1:BA:892:G:H8	2.02	0.42
3:BD:35:LYS:HE3	3:BD:65:ILE:CA	2.49	0.42
3:BD:34:VAL:C	3:BD:35:LYS:O	2.57	0.42
4:BE:181:LEU:HA	4:BE:181:LEU:HD12	1.87	0.42
5:BF:116:ASP:O	5:BF:120:GLU:HG2	2.20	0.42
6:BG:86:MET:O	6:BG:88:ILE:HG22	2.19	0.42
8:BK:3:VAL:HG12	8:BK:38:LEU:HA	2.01	0.42
8:BK:78:THR:HB	8:BK:104:GLN:NE2	2.26	0.42
9:BM:133:GLN:CG	9:BM:135:PRO:HD3	2.50	0.42
9:BM:33:LEU:CD1	9:BM:38:HIS:CD2	3.03	0.42

Continued on next page...

Continued from previous page...

Atom-1	Atom-2	Interatomic distance (Å)	Clash overlap (Å)
1:BA:2768:C:O2'	9:BM:89:LYS:HE2	2.19	0.42
11:BO:147:LEU:HD22	11:BO:148:LEU:N	2.34	0.42
1:BA:245:G:O3'	11:BO:70:GLN:O	2.37	0.42
12:BP:133:ARG:HD3	12:BP:133:ARG:C	2.40	0.42
12:BP:54:MET:C	12:BP:56:ARG:N	2.73	0.42
14:BQ:10:ARG:O	14:BQ:14:VAL:CG1	2.66	0.42
18:BS:11:ARG:CZ	18:BS:98:LYS:HB3	2.50	0.42
20:BU:19:LYS:HE3	20:BU:71:LYS:HZ2	1.84	0.42
21:BV:157:LEU:HD21	21:BV:163:LEU:HD23	2.02	0.42
25:BX:4:LEU:O	25:BX:36:VAL:HA	2.20	0.42
31:CA:102:G:C6	31:CA:103:C:C5	3.08	0.42
31:CA:1522:U:H2'	31:CA:1523:G:H8	1.85	0.42
31:CA:545:C:O2'	31:CA:549:C:H5''	2.20	0.42
31:CA:687:A:C2	31:CA:704:A:C6	3.08	0.42
31:CA:716:A:C6	31:CA:717:C:C4	3.08	0.42
31:CA:793:U:H3'	31:CA:794:A:C5'	2.41	0.42
31:CA:880:C:O2'	31:CA:881:G:H5'	2.19	0.42
31:CA:918:A:C2	31:CA:919:A:C4	3.06	0.42
53:CC:20:G:C5	53:CC:58:A:H2	2.38	0.42
37:CJ:15:ASP:HB3	37:CJ:20:ASP:H	1.84	0.42
38:CK:39:LEU:HB3	38:CK:45:ILE:HG12	2.02	0.42
38:CK:53:VAL:HB	38:CK:58:TYR:CD1	2.53	0.42
38:CK:75:ARG:HA	38:CK:76:PRO:HD3	1.78	0.42
42:CO:25:LYS:HD3	42:CO:25:LYS:O	2.20	0.42
44:CQ:2:ALA:HB1	44:CQ:6:LEU:HD11	2.02	0.42
45:CR:81:LEU:O	45:CR:85:LEU:HB2	2.20	0.42
46:CS:57:ARG:O	46:CS:58:TYR:C	2.58	0.42
48:CU:67:ALA:O	48:CU:68:LYS:C	2.58	0.42
49:CV:44:MET:O	49:CV:47:HIS:HB2	2.19	0.42
31:DA:1145:C:O2	31:DA:1145:C:C2'	2.68	0.42
31:DA:1306:A:H2'	31:DA:1307:U:C6	2.55	0.42
31:DA:373:A:C4	31:DA:374:A:C8	3.07	0.42
31:DA:493:G:O5'	31:DA:493:G:H8	2.03	0.42
31:DA:66:G:H2'	31:DA:67:C:H5'	2.01	0.42
31:DA:737:A:H2'	31:DA:738:C:C6	2.55	0.42
31:DA:818:G:N1	31:DA:820:U:O2'	2.52	0.42
31:DA:987:G:H1	31:DA:1218:C:H42	1.67	0.42
53:DD:31:G:H1	53:DD:41:C:H42	1.68	0.42
32:DE:97:TRP:HZ2	32:DE:102:LEU:CD1	2.33	0.42
32:DE:37:ASN:O	32:DE:39:ILE:HG13	2.20	0.42
32:DE:98:LEU:O	32:DE:101:MET:CG	2.67	0.42

Continued on next page...

Continued from previous page...

Atom-1	Atom-2	Interatomic distance (Å)	Clash overlap (Å)
34:DG:24:GLU:O	34:DG:25:ARG:C	2.57	0.42
36:DI:45:LEU:CD2	36:DI:57:GLN:NE2	2.83	0.42
42:DO:85:ILE:HA	42:DO:85:ILE:HD12	1.76	0.42
48:DU:23:LYS:HA	48:DU:26:LEU:HD11	2.02	0.42
48:DU:53:ARG:HH21	48:DU:59:SER:C	2.18	0.42
16:A1:96:ALA:O	16:A1:99:ALA:HB3	2.20	0.42
29:A7:18:PHE:CD2	29:A7:18:PHE:C	2.92	0.42
1:AA:1061:U:O3'	1:AA:1070:A:H4'	2.20	0.42
1:AA:1220:A:OP2	16:A1:19:LYS:NZ	2.27	0.42
1:AA:1348:G:C6	1:AA:1349:A:N1	2.88	0.42
1:AA:1348:G:N1	1:AA:1599:C:C4	2.88	0.42
1:AA:1444:G:N2	1:AA:1548:C:C2	2.88	0.42
1:AA:1882:C:H2'	1:AA:1882:C:O2	2.20	0.42
1:AA:2012:G:OP2	18:AS:16:LYS:HE2	2.20	0.42
1:AA:2115:G:C2	1:AA:2117:A:N7	2.88	0.42
1:AA:2264:C:H5''	1:AA:2265:U:OP2	2.19	0.42
1:AA:2321:G:N3	1:AA:2321:G:H2'	2.35	0.42
1:AA:270(K):C:H2'	1:AA:270(L):U:H5''	2.00	0.42
1:AA:270(T):G:C6	1:AA:270(U):C:C4	3.08	0.42
1:AA:464:U:H2'	1:AA:465:G:O4'	2.20	0.42
1:AA:49:A:N7	1:AA:120:U:C4	2.82	0.42
1:AA:733:G:C8	1:AA:761:A:N6	2.88	0.42
4:AE:38:THR:HB	4:AE:39:PRO:HD2	2.02	0.42
5:AF:185:ASP:O	5:AF:189:THR:OG1	2.34	0.42
5:AF:23:ASP:CG	5:AF:24:LEU:H	2.23	0.42
5:AF:66:PRO:O	5:AF:67:GLN:CB	2.66	0.42
6:AG:42:GLY:O	6:AG:43:LEU:HD13	2.20	0.42
8:AK:65:ALA:O	8:AK:69:LYS:N	2.53	0.42
8:AK:7:GLU:HG3	8:AK:8:PRO:CD	2.50	0.42
10:AN:10:VAL:HB	10:AN:16:ALA:O	2.20	0.42
10:AN:66:LYS:H	10:AN:82:ASN:ND2	2.18	0.42
11:AO:16:ARG:NH1	11:AO:16:ARG:CG	2.80	0.42
11:AO:39:LYS:CB	11:AO:45:LEU:CD2	2.97	0.42
14:AQ:14:VAL:HG21	14:AQ:89:ARG:HE	1.85	0.42
20:AU:42:VAL:HB	20:AU:67:LEU:CD1	2.44	0.42
20:AU:52:SER:CB	20:AU:53:PRO:HD3	2.49	0.42
20:AU:76:CYS:CB	20:AU:77:PRO:HD3	2.50	0.42
24:AW:17:SER:CB	24:AW:18:PRO:CD	2.97	0.42
23:AZ:82:LEU:N	23:AZ:82:LEU:HD22	2.35	0.42
27:B5:16:ARG:CG	27:B5:16:ARG:NH1	2.65	0.42
1:BA:1047:G:O2'	1:BA:1110:G:N2	2.43	0.42

Continued on next page...

Continued from previous page...

Atom-1	Atom-2	Interatomic distance (Å)	Clash overlap (Å)
1:BA:1178:C:C5	1:BA:1179:C:C5	3.08	0.42
1:BA:1299:G:H5'	1:BA:1300:U:OP1	2.19	0.42
1:BA:1401:G:H2'	1:BA:1402:C:C6	2.54	0.42
1:BA:1419:A:C6	1:BA:1421:G:C4	3.08	0.42
1:BA:1449(A):G:H2'	1:BA:1450:C:C6	2.51	0.42
1:BA:1507:A:H2'	1:BA:1508:A:C1'	2.49	0.42
1:BA:1791:A:H3'	1:BA:1792:G:H8	1.85	0.42
1:BA:1949:G:C6	1:BA:1950:G:C6	3.08	0.42
1:BA:2134:A:C2	1:BA:2135:A:C5	3.08	0.42
1:BA:2210:G:C4'	1:BA:2211:G:OP2	2.61	0.42
1:BA:2729:G:H2'	1:BA:2730:C:H6	1.84	0.42
1:BA:278:A:O2'	1:BA:279:C:OP1	2.33	0.42
1:BA:2835:A:H4'	1:BA:2836:U:OP1	2.20	0.42
1:BA:654(D):G:N2	1:BA:654(Q):C:N3	2.58	0.42
1:BA:656:G:H2'	1:BA:657:U:O4'	2.19	0.42
1:BA:928:G:H2'	1:BA:929:G:O4'	2.19	0.42
1:BA:953:A:C4	1:BA:954:G:C8	3.08	0.42
1:BA:962:G:OP1	1:BA:963:U:OP2	2.37	0.42
3:BD:235:GLY:O	3:BD:237:GLU:OE1	2.37	0.42
5:BF:164:ARG:HH11	5:BF:177:ALA:HB2	1.85	0.42
6:BG:99:MET:HG3	6:BG:100:TRP:N	2.35	0.42
7:BH:10:PRO:HG2	7:BH:50:VAL:CG1	2.49	0.42
9:BM:82:LEU:HD12	9:BM:83:LYS:H	1.83	0.42
10:BN:35:VAL:HG12	10:BN:62:VAL:O	2.19	0.42
11:BO:21:ARG:O	11:BO:28:GLY:HA2	2.20	0.42
21:BV:116:VAL:CG1	21:BV:117:LEU:H	2.29	0.42
21:BV:158:PRO:HB2	21:BV:159:PRO:CD	2.48	0.42
31:CA:232:G:C4	31:CA:233:C:C6	3.08	0.42
31:CA:692:U:H1'	31:CA:695:A:N7	2.35	0.42
31:CA:766:A:N7	31:CA:814:A:C6	2.88	0.42
31:CA:85:U:O2	31:CA:85:U:C2'	2.67	0.42
31:CA:22:G:H4'	31:CA:885:G:C8	2.55	0.42
31:CA:946:A:H2'	31:CA:947:G:C8	2.55	0.42
31:CA:950:U:H2'	31:CA:951:G:C8	2.55	0.42
31:CA:980:C:H3'	31:CA:981:U:C6	2.55	0.42
53:CD:60:A:C5	53:CD:61:U:C5	3.08	0.42
32:CE:178:ARG:HG3	38:CK:72:PRO:HA	2.01	0.42
31:CA:538:G:OP2	42:CO:112:LYS:HB2	2.20	0.42
43:CP:34:LEU:HD12	43:CP:41:PRO:HG3	2.02	0.42
49:CV:37:ARG:HG3	49:CV:37:ARG:H	1.45	0.42
31:DA:1069:C:O2'	31:DA:1192:C:H1'	2.20	0.42

Continued on next page...

Continued from previous page...

Atom-1	Atom-2	Interatomic distance (Å)	Clash overlap (Å)
31:DA:1141:C:H2'	31:DA:1142:G:H8	1.84	0.42
31:DA:1160:G:C2	31:DA:1161:C:C6	3.08	0.42
31:DA:1350:A:C6	31:DA:1351:U:C4	3.08	0.42
31:DA:464:G:C6	31:DA:466:C:H5'	2.54	0.42
31:DA:771:G:O2'	31:DA:772:U:H5'	2.20	0.42
31:DA:8:A:C6	34:DG:209:ARG:HB2	2.55	0.42
31:DA:984:C:O2'	31:DA:985:C:H5'	2.20	0.42
53:DC:76:C:H5''	53:DC:77:A:OP2	2.19	0.42
32:DE:172:ILE:N	32:DE:172:ILE:CD1	2.82	0.42
32:DE:95:GLN:O	32:DE:96:ARG:C	2.57	0.42
33:DF:91:LEU:O	33:DF:94:LEU:HD12	2.20	0.42
34:DG:14:ARG:CG	34:DG:14:ARG:HH11	2.33	0.42
38:DK:44:PHE:HE2	38:DK:109:ILE:HG21	1.84	0.42
40:DM:54:PHE:CE1	40:DM:55:LYS:CE	3.03	0.42
49:DV:74:PHE:N	49:DV:74:PHE:CD2	2.88	0.42
22:A3:69:PHE:CE2	22:A3:79:VAL:HG22	2.55	0.42
1:AA:1074:G:O2'	1:AA:1075:C:H5'	2.20	0.42
1:AA:1179:C:H2'	1:AA:1180:C:C5'	2.34	0.42
1:AA:1487:G:H2'	1:AA:1488:G:H8	1.85	0.42
1:AA:2114:A:C6	1:AA:2115:G:C6	3.08	0.42
1:AA:2230:G:C6	1:AA:2231:C:C4	3.08	0.42
1:AA:2280:G:O2'	1:AA:2281:C:H5'	2.20	0.42
1:AA:2772:C:H2'	1:AA:2773:C:C6	2.55	0.42
1:AA:2785:C:H2'	1:AA:2786:U:O4'	2.20	0.42
1:AA:363(A):A:C6	1:AA:363(B):G:C6	3.07	0.42
1:AA:308:G:C8	1:AA:501:A:O4'	2.73	0.42
1:AA:528:A:OP2	9:AM:111:PRO:HB3	2.20	0.42
1:AA:639:U:H3	1:AA:649:G:H1	1.68	0.42
1:AA:654:A:N3	1:AA:654:A:C2'	2.75	0.42
1:AA:881:G:O3'	1:AA:882:G:H4'	2.19	0.42
2:AB:43:C:P	6:AG:67:LYS:NZ	2.93	0.42
6:AG:8:LYS:O	6:AG:12:TYR:HD2	2.03	0.42
1:AA:2666:C:H42	7:AH:109:PHE:HA	1.85	0.42
7:AH:152:ARG:HE	7:AH:153:LYS:HZ1	1.66	0.42
7:AH:83:TYR:HB2	7:AH:84:SER:H	1.61	0.42
7:AH:7:LEU:N	7:AH:8:PRO:CD	2.83	0.42
8:AK:130:TYR:O	8:AK:135:GLU:HB2	2.20	0.42
9:AM:35:ARG:O	9:AM:35:ARG:HG3	2.20	0.42
9:AM:7:LYS:HB3	9:AM:7:LYS:HE3	1.86	0.42
1:AA:2562:U:C2'	10:AN:23:ARG:HH11	2.32	0.42
16:B1:106:PHE:O	16:B1:110:VAL:HG23	2.20	0.42

Continued on next page...

Continued from previous page...

Atom-1	Atom-2	Interatomic distance (Å)	Clash overlap (Å)
16:B1:79:PHE:O	16:B1:83:LEU:HB2	2.20	0.42
22:B3:82:ARG:HA	22:B3:83:PRO:HD2	1.92	0.42
30:B8:26:LYS:HG2	30:B8:48:PHE:CD1	2.54	0.42
1:BA:1287:A:C6	1:BA:1288:U:C4	3.08	0.42
1:BA:1385:G:H1'	1:BA:1386:C:C6	2.54	0.42
1:BA:1484:G:C5	1:BA:1485:G:N7	2.88	0.42
1:BA:148:C:H5''	1:BA:148:C:H6	1.82	0.42
1:BA:1659:U:C4	1:BA:1660:C:C5	3.08	0.42
1:BA:175:G:C2'	1:BA:176:G:H5'	2.49	0.42
1:BA:186:G:C2	1:BA:211:A:C2	3.08	0.42
1:BA:2127:G:N3	1:BA:2173:A:C8	2.88	0.42
1:BA:2159:G:H2'	1:BA:2160:G:O4'	2.20	0.42
1:BA:2366:A:H2'	1:BA:2367:G:O4'	2.19	0.42
1:BA:2672:G:H2'	1:BA:2673:G:H5''	2.02	0.42
1:BA:2694:G:H2'	1:BA:2695:C:H6	1.85	0.42
1:BA:270(N):G:O2'	1:BA:270(P):C:H5'	2.19	0.42
1:BA:2759:G:N2	1:BA:2760:C:H1'	2.35	0.42
1:BA:297:C:H2'	1:BA:298:G:O5'	2.20	0.42
1:BA:299:A:O2'	1:BA:319:C:H4'	2.20	0.42
1:BA:388:G:OP1	23:BZ:32:LYS:N	2.51	0.42
1:BA:836:G:C5	1:BA:837:C:C4	3.08	0.42
1:BA:865:C:H4'	1:BA:866:A:OP1	2.20	0.42
2:BB:74:U:C2'	2:BB:75:G:C5'	2.76	0.42
2:BB:87:G:C6	2:BB:89:G:OP1	2.72	0.42
3:BD:68:LYS:HG3	3:BD:68:LYS:O	2.19	0.42
4:BE:107:THR:HA	4:BE:163:GLU:O	2.19	0.42
4:BE:105:THR:OG1	4:BE:166:THR:HG23	2.20	0.42
4:BE:37:ARG:HA	4:BE:42:ASP:OD2	2.20	0.42
1:BA:618(A):C:OP2	5:BF:103:LYS:HE2	2.20	0.42
6:BG:20:ILE:O	6:BG:24:GLY:HA2	2.20	0.42
6:BG:58:GLN:HG3	6:BG:59:GLU:N	2.35	0.42
7:BH:94:TYR:HA	7:BH:106:THR:O	2.20	0.42
8:BK:102:SER:O	8:BK:106:GLY:HA2	2.19	0.42
8:BK:136:VAL:HG13	8:BK:136:VAL:O	2.20	0.42
12:BP:112:GLU:H	12:BP:112:GLU:HG2	1.59	0.42
1:BA:911:A:H2'	12:BP:9:TYR:CE2	2.54	0.42
15:BR:50:ILE:HD13	15:BR:50:ILE:HA	1.80	0.42
20:BU:47:LYS:CA	20:BU:60:PHE:HB3	2.50	0.42
20:BU:8:LYS:HG3	20:BU:94:LYS:HZ1	1.84	0.42
24:BW:64:LEU:O	24:BW:64:LEU:CD2	2.68	0.42
31:CA:1365:G:C6	31:CA:1366:C:C4	3.08	0.42

Continued on next page...

Continued from previous page...

Atom-1	Atom-2	Interatomic distance (Å)	Clash overlap (Å)
31:CA:194:C:H2'	31:CA:195:A:H5''	2.02	0.42
31:CA:139:G:N2	31:CA:225:C:C2	2.88	0.42
31:CA:284:G:H2'	31:CA:285:G:H8	1.85	0.42
31:CA:720:C:O5'	31:CA:720:C:H6	2.03	0.42
52:CB:18:G:C1'	52:CB:19:G:OP1	2.61	0.42
53:CD:50:G:H2'	53:CD:50:G:N3	2.35	0.42
34:CG:134:ASP:OD2	34:CG:135:LEU:HD13	2.19	0.42
34:CG:175:SER:HB3	34:CG:186:LEU:HD11	2.02	0.42
36:CI:46:ARG:HG3	36:CI:47:ARG:N	2.35	0.42
38:CK:87:SER:HB2	38:CK:93:VAL:HG23	2.02	0.42
39:CL:109:VAL:O	39:CL:109:VAL:HG12	2.20	0.42
39:CL:79:LEU:HA	39:CL:79:LEU:HD23	1.87	0.42
31:CA:690:G:N2	41:CN:55:LYS:HZ1	2.18	0.42
49:CV:40:ILE:O	49:CV:41:VAL:HG22	2.19	0.42
31:DA:1133:G:N3	31:DA:1134:G:C8	2.88	0.42
31:DA:965:A:OP1	31:DA:1198:G:H5''	2.20	0.42
31:DA:1242:C:H2'	31:DA:1243:C:O4'	2.20	0.42
31:DA:1372:U:C2'	31:DA:1373:G:H5'	2.49	0.42
31:DA:1374:A:C5	31:DA:1375:A:C8	3.08	0.42
31:DA:872:A:C5	31:DA:874:G:C5	3.07	0.42
53:DC:2:G:C6	53:DC:73:A:C2	3.08	0.42
33:DF:64:VAL:HG21	33:DF:66:VAL:HG23	2.02	0.42
33:DF:79:ARG:C	33:DF:81:GLY:H	2.22	0.42
34:DG:18:LYS:HD3	34:DG:26:CYS:O	2.19	0.42
35:DH:70:PRO:O	35:DH:71:LEU:HD23	2.20	0.42
36:DI:33:TYR:CZ	36:DI:78:GLU:HG3	2.55	0.42
38:DK:102:ARG:HG3	38:DK:102:ARG:H	1.66	0.42
39:DL:5:TYR:CD2	39:DL:18:PHE:HE2	2.37	0.42
42:DO:47:LYS:CG	42:DO:48:PRO:HD2	2.50	0.42
43:DP:79:LYS:HD3	43:DP:82:MET:SD	2.60	0.42
47:DT:68:ARG:H	47:DT:70:ARG:NH1	2.18	0.42
16:A1:60:LEU:HD21	16:A1:64:ARG:NH2	2.34	0.41
22:A3:46:LYS:HB3	22:A3:46:LYS:HE2	1.85	0.41
27:A5:57:VAL:O	27:A5:57:VAL:CG1	2.67	0.41
30:A8:4:MET:HE2	30:A8:4:MET:HB2	1.82	0.41
1:AA:592:G:N3	30:A8:4:MET:HE2	2.35	0.41
30:A8:53:PRO:O	30:A8:54:GLU:C	2.56	0.41
1:AA:1105:U:C2	1:AA:1106:G:C8	3.08	0.41
1:AA:1515:C:H2'	1:AA:1516:U:C6	2.50	0.41
1:AA:1575:C:H2'	1:AA:1576:U:H6	1.85	0.41
1:AA:1587:A:C6	1:AA:1588:C:C4	3.08	0.41

Continued on next page...

Continued from previous page...

Atom-1	Atom-2	Interatomic distance (Å)	Clash overlap (Å)
1:AA:1655:A:H3'	1:AA:1656:C:C6	2.55	0.41
1:AA:1686:C:H2'	1:AA:1687:G:O4'	2.20	0.41
1:AA:1937:A:H1'	1:AA:1938:A:OP1	2.20	0.41
1:AA:2266:A:C2	1:AA:2272:U:C5	3.08	0.41
1:AA:2266:A:H4'	1:AA:2267:A:N3	2.35	0.41
1:AA:234:C:H2'	1:AA:235:U:O4'	2.20	0.41
1:AA:2391:G:O6	1:AA:2425:A:H8	2.03	0.41
1:AA:2457:U:H2'	1:AA:2458:G:H5'	2.02	0.41
1:AA:2555:U:C3'	1:AA:2556:C:H5'	2.50	0.41
1:AA:2637:U:C4	1:AA:2638:G:C6	3.08	0.41
1:AA:2740:A:N6	1:AA:2764:A:C8	2.88	0.41
1:AA:443:A:H5''	1:AA:444:C:OP1	2.20	0.41
2:AB:40:U:H3'	2:AB:41:U:H5'	2.02	0.41
3:AD:35:LYS:N	3:AD:64:ILE:CG2	2.83	0.41
5:AF:36:VAL:O	5:AF:40:GLN:HG3	2.19	0.41
6:AG:107:LEU:HD11	6:AG:178:PHE:CD1	2.55	0.41
7:AH:13:LYS:HE2	7:AH:13:LYS:CA	2.44	0.41
9:AM:137:LYS:CG	9:AM:138:LEU:N	2.77	0.41
10:AN:87:ILE:HG22	10:AN:93:PRO:HA	2.02	0.41
11:AO:3:LEU:HA	11:AO:3:LEU:HD23	1.75	0.41
14:AQ:67:ARG:HH11	14:AQ:67:ARG:CB	2.33	0.41
15:AR:5:ALA:O	15:AR:9:LEU:HB2	2.20	0.41
16:B1:77:SER:OG	16:B1:78:THR:N	2.54	0.41
17:B2:20:LEU:HG	17:B2:21:ARG:N	2.35	0.41
29:B7:8:ASN:HD22	29:B7:9:ARG:N	2.16	0.41
30:B8:32:LEU:O	30:B8:36:LYS:CE	2.68	0.41
1:BA:1000:A:N6	1:BA:1001:A:N1	2.68	0.41
1:BA:1553:A:C5	1:BA:1555:G:C5	3.08	0.41
1:BA:196:A:O5'	11:BO:46:LYS:NZ	2.53	0.41
1:BA:2016:U:C4'	27:B5:6:VAL:HG11	2.50	0.41
1:BA:2738:A:C2	1:BA:2739:U:H1'	2.54	0.41
1:BA:2823:A:OP1	4:BE:159:HIS:NE2	2.53	0.41
1:BA:2864:G:O2'	1:BA:2865:U:H5'	2.19	0.41
1:BA:590:A:H2'	1:BA:591:C:C6	2.54	0.41
1:BA:74:A:O5'	1:BA:74:A:H8	2.01	0.41
1:BA:854:G:O2'	1:BA:855:G:H5'	2.20	0.41
1:BA:911:A:O5'	1:BA:912:C:H5''	2.20	0.41
2:BB:1:U:H2'	2:BB:2:C:O4'	2.20	0.41
2:BB:38:C:O4'	14:BQ:95:HIS:CE1	2.73	0.41
2:BB:46:A:C5	2:BB:47:C:C5	3.08	0.41
3:BD:53:PHE:CD1	3:BD:219:PRO:O	2.73	0.41

Continued on next page...

Continued from previous page...

Atom-1	Atom-2	Interatomic distance (Å)	Clash overlap (Å)
3:BD:228:PRO:HD3	3:BD:235:GLY:CA	2.47	0.41
4:BE:108:SER:O	4:BE:162:ALA:HA	2.20	0.41
5:BF:82:ILE:HD12	5:BF:82:ILE:H	1.84	0.41
6:BG:181:ARG:O	6:BG:182:LYS:HB2	2.20	0.41
2:BB:43:C:O4'	6:BG:66:GLN:NE2	2.53	0.41
2:BB:41:U:O4	6:BG:70:VAL:O	2.38	0.41
7:BH:6:ARG:HE	7:BH:54:ARG:HH12	1.68	0.41
8:BK:6:LEU:HD13	8:BK:36:ALA:HA	2.02	0.41
12:BP:137:TYR:HE1	21:BV:83:PRO:HG3	1.80	0.41
12:BP:54:MET:O	12:BP:55:VAL:C	2.59	0.41
14:BQ:106:ARG:HA	14:BQ:110:LEU:HG	2.03	0.41
15:BR:107:ASP:C	15:BR:109:GLU:N	2.72	0.41
20:BU:11:ASP:O	20:BU:27:VAL:HG13	2.20	0.41
21:BV:170:THR:C	21:BV:171:ILE:HG13	2.40	0.41
1:BA:153:C:OP1	23:BZ:88:LYS:CE	2.68	0.41
31:CA:1152:A:H4'	40:CM:13:HIS:HD2	1.82	0.41
31:CA:1208:C:H2'	31:CA:1209:C:O4'	2.18	0.41
31:CA:1449:C:H2'	31:CA:1450:U:O4'	2.20	0.41
31:CA:146:G:C2	31:CA:147:G:C8	3.08	0.41
31:CA:216:G:C6	31:CA:217:C:N4	2.88	0.41
31:CA:183:G:O2'	31:CA:224:C:H4'	2.19	0.41
31:CA:345:C:H3'	31:CA:345:C:H6	1.85	0.41
31:CA:370:C:H2'	31:CA:371:G:O4'	2.20	0.41
31:CA:689:C:OP1	41:CN:27:ASN:ND2	2.52	0.41
31:CA:921:U:H2'	31:CA:922:G:O4'	2.20	0.41
52:CB:72:C:H2'	52:CB:72:C:O2	2.20	0.41
53:CC:16:C:OP2	53:CC:17:C:N4	2.53	0.41
53:CD:31:G:H2'	53:CD:32:G:H8	1.84	0.41
32:CE:214:ILE:O	32:CE:218:ALA:HB2	2.19	0.41
38:CK:100:ILE:HA	38:CK:101:PRO:HD3	1.91	0.41
31:CA:982:U:H5''	44:CQ:6:LEU:HD13	2.01	0.41
47:CT:70:ARG:C	47:CT:71:PHE:HD2	2.24	0.41
51:CX:12:LYS:O	51:CX:16:GLY:N	2.51	0.41
31:CA:1305:G:OP1	51:CX:2:GLY:HA3	2.20	0.41
31:DA:1022:G:C6	31:DA:1023:G:C5	3.08	0.41
31:DA:1120:G:H2'	31:DA:1121:U:H6	1.84	0.41
31:DA:1134:G:C2'	31:DA:1135:U:H5'	2.50	0.41
31:DA:1301:U:C2'	31:DA:1302:U:OP1	2.67	0.41
31:DA:259:G:H1	31:DA:267:C:N4	2.15	0.41
53:DC:2:G:C6	53:DC:3:C:N4	2.88	0.41
32:DE:101:MET:HB2	32:DE:102:LEU:HD12	2.02	0.41

Continued on next page...

Continued from previous page...

Atom-1	Atom-2	Interatomic distance (Å)	Clash overlap (Å)
32:DE:166:ASP:OD1	32:DE:205:ASP:OD2	2.38	0.41
32:DE:188:ALA:O	32:DE:203:GLY:O	2.37	0.41
39:DL:10:ARG:NH1	39:DL:105:ASP:OD1	2.53	0.41
39:DL:53:VAL:C	39:DL:55:ALA:H	2.23	0.41
43:DP:91:ARG:HD2	43:DP:91:ARG:HA	1.91	0.41
50:DW:26:ASN:O	50:DW:30:LYS:HB2	2.20	0.41
16:A1:69:CYS:CB	16:A1:79:PHE:HD1	2.33	0.41
1:AA:141:A:OP2	1:AA:141(A):C:N4	2.47	0.41
1:AA:1593:G:C2	1:AA:1594:G:C4	3.08	0.41
1:AA:1593:G:C2	1:AA:1594:G:C5	3.08	0.41
1:AA:164:U:OP2	1:AA:165:U:O4	2.38	0.41
1:AA:1743:G:C2	1:AA:1746:G:C8	3.08	0.41
1:AA:1773:A:H2'	1:AA:1774:C:H5'	2.02	0.41
1:AA:1975:G:C2	1:AA:1976:U:C2	3.07	0.41
1:AA:2212:A:C2	1:AA:2215:G:N2	2.88	0.41
1:AA:2395:C:H2'	1:AA:2396:G:O4'	2.20	0.41
1:AA:2552:U:O2	1:AA:2554:U:H5'	2.20	0.41
1:AA:2812:G:C2	1:AA:2813:A:C4	3.08	0.41
1:AA:654(M):C:C3'	1:AA:654(N):G:H8	2.32	0.41
1:AA:654(G):C:C2	1:AA:654(N):G:N1	2.77	0.41
1:AA:746:A:C5	1:AA:2611:U:H5''	2.55	0.41
1:AA:823:G:C2'	1:AA:824:A:O5'	2.68	0.41
1:AA:8:A:H5''	9:AM:51:PHE:CE2	2.55	0.41
1:AA:959:A:C6	1:AA:960:A:N1	2.88	0.41
1:AA:975:G:H1'	1:AA:990:A:C2	2.55	0.41
2:AB:23:G:C2	2:AB:24:G:O6	2.73	0.41
4:AE:97:LYS:O	4:AE:100:GLU:HG3	2.20	0.41
4:AE:3:GLY:O	4:AE:4:ILE:HB	2.21	0.41
4:AE:60:ASN:HB2	4:AE:61:ARG:H	1.58	0.41
4:AE:61:ARG:C	4:AE:63:LEU:N	2.73	0.41
6:AG:16:ARG:NH1	6:AG:16:ARG:CG	2.82	0.41
7:AH:149:ARG:NH1	7:AH:167:GLU:OE2	2.44	0.41
7:AH:35:VAL:HA	7:AH:36:PRO:HD2	1.94	0.41
11:AO:112:LEU:HD13	11:AO:127:ALA:HB2	2.03	0.41
11:AO:114:ILE:CD1	11:AO:130:PHE:CD1	3.01	0.41
12:AP:72:LYS:HA	12:AP:73:PRO:HD3	1.93	0.41
12:AP:79:LEU:O	12:AP:80:GLU:C	2.58	0.41
15:AR:88:ILE:O	15:AR:88:ILE:HG13	2.21	0.41
18:AS:97:LYS:HE2	18:AS:99:ARG:NH2	2.35	0.41
20:AU:46:LYS:O	20:AU:47:LYS:C	2.57	0.41
1:AA:850:C:O3'	25:AX:49:LYS:HE2	2.19	0.41

Continued on next page...

Continued from previous page...

Atom-1	Atom-2	Interatomic distance (Å)	Clash overlap (Å)
25:AX:4:LEU:O	25:AX:36:VAL:HA	2.20	0.41
13:B0:97:VAL:HA	13:B0:113:LEU:O	2.20	0.41
26:B4:56:VAL:HA	26:B4:60:GLN:CG	2.49	0.41
11:BO:68:GLN:HG2	30:B8:12:LYS:HG2	2.01	0.41
1:BA:138:G:C2'	1:BA:139:G:H5'	2.50	0.41
1:BA:1844:C:C2	1:BA:1897:G:N2	2.88	0.41
1:BA:1915:U:H2'	1:BA:1916:A:O4'	2.20	0.41
1:BA:2173:A:C2	1:BA:2174:C:C4'	3.04	0.41
1:BA:2298:A:N6	1:BA:2318:G:C8	2.87	0.41
1:BA:2341:G:H2'	1:BA:2342:C:O4'	2.19	0.41
1:BA:2873:A:N3	1:BA:2873:A:C2'	2.83	0.41
1:BA:774:A:C2	1:BA:787:U:O2'	2.58	0.41
1:BA:819:A:H2'	1:BA:820:A:H5'	2.02	0.41
1:BA:846:C:N1	1:BA:847:U:C5	2.88	0.41
8:BK:56:LYS:HG3	8:BK:57:ARG:N	2.35	0.41
8:BK:7:GLU:HG3	8:BK:7:GLU:O	2.20	0.41
11:BO:123:LEU:HD23	11:BO:123:LEU:N	2.35	0.41
11:BO:9:ASN:O	11:BO:10:PRO:C	2.59	0.41
12:BP:43:THR:O	12:BP:46:GLN:N	2.45	0.41
12:BP:7:MET:HG3	12:BP:9:TYR:O	2.21	0.41
15:BR:16:ARG:HG3	15:BR:79:HIS:HA	2.02	0.41
19:BT:50:LYS:HB3	19:BT:84:ALA:H	1.85	0.41
20:BU:54:LYS:HD2	20:BU:55:TYR:CZ	2.54	0.41
20:BU:53:PRO:CD	20:BU:57:GLN:O	2.64	0.41
21:BV:60:GLU:CA	21:BV:66:SER:HA	2.36	0.41
21:BV:69:THR:HG22	21:BV:90:VAL:CA	2.37	0.41
25:BX:13:ILE:H	25:BX:13:ILE:CD1	2.32	0.41
31:CA:1236:A:O2'	31:CA:1304:G:H4'	2.20	0.41
31:CA:130:A:OP2	31:CA:189:U:C6	2.73	0.41
31:CA:1311:G:C2	31:CA:1327:C:C2	3.08	0.41
31:CA:145:G:H1	31:CA:177:C:H42	1.69	0.41
31:CA:327:A:C4	31:CA:329:A:C8	3.09	0.41
31:CA:510:A:N3	31:CA:543:C:H1'	2.35	0.41
31:CA:69:G:N2	31:CA:73:G:C8	2.88	0.41
31:CA:832:C:C2	31:CA:855:G:C2	3.08	0.41
31:CA:950:U:H2'	31:CA:951:G:H8	1.86	0.41
32:CE:102:LEU:HB3	32:CE:180:LEU:CD1	2.50	0.41
32:CE:206:ASP:O	32:CE:207:ALA:HB3	2.20	0.41
33:CF:62:ASP:N	33:CF:62:ASP:OD1	2.53	0.41
34:CG:80:GLU:HA	34:CG:80:GLU:OE2	2.20	0.41
35:CH:147:ASP:OD2	35:CH:147:ASP:N	2.54	0.41

Continued on next page...

Continued from previous page...

Atom-1	Atom-2	Interatomic distance (Å)	Clash overlap (Å)
35:CH:76:ILE:CB	35:CH:77:PRO:HD2	2.48	0.41
40:CM:48:THR:HA	40:CM:62:HIS:CB	2.30	0.41
31:DA:1003:G:C3'	31:DA:1004:A:H5'	2.50	0.41
31:DA:1298:C:H5	37:DJ:114:ARG:NE	2.18	0.41
31:DA:1338:G:C6	31:DA:1339:A:C6	3.08	0.41
31:DA:1342:C:O2'	31:DA:1343:G:H5'	2.19	0.41
31:DA:1323:G:H4'	31:DA:1362(A):C:N3	2.35	0.41
31:DA:1356:G:N2	31:DA:1367:C:C2	2.88	0.41
31:DA:1374:A:C2'	31:DA:1375:A:H5'	2.46	0.41
31:DA:192:U:C5	31:DA:193:C:H5	2.38	0.41
53:DD:19:G:H2'	53:DD:58:A:H62	1.83	0.41
53:DD:19:G:H4'	53:DD:61:U:H3	1.84	0.41
32:DE:103:THR:HA	32:DE:180:LEU:HD11	2.02	0.41
32:DE:84:GLU:HB3	32:DE:219:VAL:HG11	2.01	0.41
33:DF:119:ARG:HH22	33:DF:140:ARG:CG	2.33	0.41
39:DL:48:GLU:HB3	39:DL:101:PHE:CE2	2.52	0.41
39:DL:4:TYR:CD1	39:DL:88:TYR:CE1	3.08	0.41
39:DL:63:ILE:HD13	39:DL:77:ILE:HG23	2.02	0.41
50:DW:11:SER:HA	50:DW:13:LEU:H	1.86	0.41
50:DW:56:MET:HG3	50:DW:57:ARG:N	2.33	0.41
13:A0:44:LEU:CD2	13:A0:48:VAL:HG23	2.43	0.41
22:A3:23:VAL:HG12	22:A3:25:ARG:O	2.21	0.41
1:AA:1049:C:C4	1:AA:1050:A:N1	2.88	0.41
1:AA:1063:G:C2	1:AA:1064:C:C2	3.08	0.41
1:AA:1090:U:N3	1:AA:1102:C:O2	2.54	0.41
1:AA:1260:G:O2'	1:AA:1261:C:H5'	2.21	0.41
1:AA:1433:U:H1'	1:AA:1561:G:H22	1.85	0.41
1:AA:196:A:H2'	1:AA:196:A:N3	2.35	0.41
1:AA:2250:G:C6	12:AP:83:MET:HB2	2.55	0.41
1:AA:2318:G:N2	14:AQ:2:ALA:N	2.67	0.41
1:AA:2500:U:H2'	1:AA:2504:U:H5	1.85	0.41
1:AA:26:G:C6	1:AA:27:G:C6	3.09	0.41
1:AA:2783:G:H2'	1:AA:2784:C:H6	1.84	0.41
1:AA:654(D):G:H1	1:AA:654(Q):C:N4	2.17	0.41
1:AA:691:C:O5'	1:AA:691:C:H6	2.03	0.41
1:AA:887:A:OP2	1:AA:887:A:O4'	2.38	0.41
1:AA:894:C:OP1	1:AA:894:C:O4'	2.38	0.41
3:AD:26:LYS:H	3:AD:26:LYS:CD	2.31	0.41
4:AE:101:ARG:HH11	4:AE:101:ARG:HD3	1.74	0.41
1:AA:2032:G:C4	4:AE:145:LYS:HD2	2.55	0.41
4:AE:59:VAL:CG2	4:AE:73:GLU:HB3	2.41	0.41

Continued on next page...

Continued from previous page...

Atom-1	Atom-2	Interatomic distance (Å)	Clash overlap (Å)
5:AF:168:ARG:HG3	5:AF:175:THR:HG21	2.01	0.41
8:AK:10:GLU:HA	8:AK:10:GLU:OE2	2.21	0.41
8:AK:44:LEU:HD12	8:AK:44:LEU:HA	1.81	0.41
11:AO:78:PRO:HB3	11:AO:111:ARG:NH2	2.35	0.41
19:AT:66:LEU:O	19:AT:67:GLY:O	2.38	0.41
20:AU:97:ARG:HD3	20:AU:97:ARG:N	2.34	0.41
1:BA:1278:A:C5'	13:B0:36:THR:HG22	2.48	0.41
17:B2:5:VAL:HB	17:B2:37:VAL:CG1	2.50	0.41
17:B2:39:LEU:H	17:B2:39:LEU:HD12	1.85	0.41
22:B3:43:THR:O	22:B3:44:ARG:C	2.57	0.41
1:BA:1056:G:H1'	1:BA:1103:A:H61	1.83	0.41
1:BA:109:G:H2'	1:BA:110:G:O4'	2.21	0.41
1:BA:1114:G:N1	1:BA:1115:G:C5	2.88	0.41
1:BA:1312:U:C2	1:BA:1603:A:C2	3.08	0.41
1:BA:1536:A:N7	1:BA:1537:C:O2	2.54	0.41
1:BA:1992:G:H8	1:BA:1992:G:O5'	2.00	0.41
1:BA:2131:G:N2	1:BA:2158:A:H2'	2.34	0.41
1:BA:2419:U:O4	30:B8:31:HIS:ND1	2.53	0.41
1:BA:2466:C:N4	1:BA:2467:C:N4	2.69	0.41
1:BA:2523:G:C5'	1:BA:2523:G:H8	2.27	0.41
1:BA:2598:A:N7	1:BA:2599:G:H1'	2.34	0.41
1:BA:2656:U:C4	1:BA:2664:G:N2	2.88	0.41
1:BA:2711:A:OP1	1:BA:2712(A):A:OP2	2.37	0.41
1:BA:2755:C:O2'	1:BA:2756:U:H2'	2.19	0.41
1:BA:2865:U:C4	1:BA:2866:U:C4	3.08	0.41
1:BA:377:C:H2'	1:BA:378:C:C6	2.54	0.41
1:BA:43:G:H2'	1:BA:44:A:O4'	2.20	0.41
1:BA:471:A:O5'	1:BA:471:A:H8	2.03	0.41
1:BA:846:C:C2	1:BA:847:U:C5	3.09	0.41
3:BD:137:PRO:HB2	3:BD:140:THR:CG2	2.51	0.41
3:BD:64:ILE:HG21	3:BD:64:ILE:HD13	1.86	0.41
4:BE:56:PRO:CG	4:BE:57:LYS:HZ3	2.18	0.41
5:BF:150:GLY:HA2	5:BF:172:TRP:CE3	2.56	0.41
6:BG:137:GLU:HG2	6:BG:137:GLU:H	1.75	0.41
7:BH:99:VAL:HG12	7:BH:100:GLY:N	2.35	0.41
7:BH:3:ARG:CG	7:BH:4:ILE:H	2.33	0.41
10:BN:2:ILE:HG23	10:BN:6:THR:HB	2.02	0.41
1:BA:2379:G:O2'	14:BQ:17:ARG:NH1	2.53	0.41
15:BR:127:ALA:O	15:BR:131:ALA:CB	2.69	0.41
15:BR:8:LYS:HB2	15:BR:8:LYS:HE3	1.70	0.41
20:BU:76:CYS:HB3	20:BU:96:ILE:HD11	2.00	0.41

Continued on next page...

Continued from previous page...

Atom-1	Atom-2	Interatomic distance (Å)	Clash overlap (Å)
21:BV:175:VAL:CB	21:BV:176:PRO:HD3	2.49	0.41
23:BZ:88:LYS:HB3	23:BZ:88:LYS:HE2	1.58	0.41
31:CA:1085:U:H3'	31:CA:1086:U:H5	1.85	0.41
31:CA:110:C:H2'	31:CA:111:G:O4'	2.19	0.41
31:CA:1151:A:N6	31:CA:1152:A:N6	2.69	0.41
31:CA:1203:C:O2'	31:CA:1204:A:H5'	2.21	0.41
31:CA:186(C):G:C5	31:CA:191(E):G:N2	2.88	0.41
31:CA:419:C:H2'	31:CA:419:C:O2	2.19	0.41
31:CA:428:G:C5	31:CA:430:A:C6	3.08	0.41
34:CG:153:ARG:NH1	34:CG:181:MET:HG2	2.35	0.41
35:CH:53:LEU:O	35:CH:57:LYS:HG2	2.20	0.41
37:CJ:24:THR:O	37:CJ:27:ILE:N	2.54	0.41
31:CA:1351:U:O4'	37:CJ:33:ASP:HB3	2.20	0.41
43:CP:7:VAL:HG12	43:CP:8:GLU:N	2.34	0.41
31:CA:976:G:P	44:CQ:32:SER:H	2.42	0.41
47:CT:63:ARG:HA	47:CT:64:PRO:HD3	1.94	0.41
31:CA:1320:C:O2	49:CV:36:ARG:NH2	2.53	0.41
49:CV:39:THR:HG22	49:CV:40:ILE:H	1.86	0.41
31:CA:1327:C:OP1	51:CX:21:TYR:HD1	2.03	0.41
31:DA:1027:C:O2	31:DA:1035:A:C6	2.73	0.41
31:DA:1133:G:N1	31:DA:1142:G:C6	2.88	0.41
31:DA:1176:A:N6	31:DA:1177:G:C5	2.88	0.41
31:DA:1263:C:C2	31:DA:1273:G:N2	2.88	0.41
31:DA:1298:C:H5	37:DJ:114:ARG:HD2	1.85	0.41
31:DA:1305:G:H8	31:DA:1305:G:OP2	2.03	0.41
31:DA:545:C:C2'	31:DA:546:G:H5'	2.50	0.41
53:DD:16:C:H5''	53:DD:17:C:OP2	2.20	0.41
53:DD:19:G:H4'	53:DD:61:U:C2	2.55	0.41
33:DF:41:GLY:O	33:DF:45:LYS:HB2	2.21	0.41
34:DG:173:TRP:HB3	34:DG:187:ARG:HH11	1.85	0.41
34:DG:209:ARG:OXT	34:DG:209:ARG:HG2	2.19	0.41
37:DJ:64:GLN:OE1	37:DJ:64:GLN:HA	2.20	0.41
38:DK:116:LYS:HG3	38:DK:129:VAL:HG21	2.03	0.41
40:DM:46:ARG:HG3	40:DM:64:GLU:HB3	2.02	0.41
41:DN:34:ASP:OD2	41:DN:37:GLY:N	2.53	0.41
26:B4:59:PHE:CE1	49:DV:66:MET:HG3	2.56	0.41
17:A2:32:THR:HG23	17:A2:58:VAL:HG13	2.02	0.41
17:A2:66:ARG:CZ	17:A2:88:ARG:HD3	2.51	0.41
22:A3:19:LYS:O	22:A3:20:ARG:C	2.58	0.41
27:A5:40:LYS:HZ3	27:A5:46:CYS:CB	2.32	0.41
1:AA:2361:A:OP1	30:A8:27:THR:HG23	2.20	0.41

Continued on next page...

Continued from previous page...

Atom-1	Atom-2	Interatomic distance (Å)	Clash overlap (Å)
30:A8:29:LYS:O	30:A8:33:ASN:ND2	2.54	0.41
30:A8:29:LYS:HZ2	30:A8:44:LYS:HB2	1.84	0.41
1:AA:1055:G:H1	1:AA:1104:C:N4	2.15	0.41
1:AA:1056:G:N2	1:AA:1103:A:C5	2.87	0.41
1:AA:1069:A:O2'	1:AA:1072:C:P	2.79	0.41
1:AA:1567:A:O2'	3:AD:63:ARG:NH2	2.54	0.41
1:AA:1869:G:C5'	1:AA:1869:G:C8	3.01	0.41
1:AA:1853:A:N1	1:AA:2087:G:H1'	2.35	0.41
1:AA:1050:A:C8	1:AA:2751:G:C5	3.09	0.41
1:AA:2751:G:O5'	1:AA:2751:G:H8	2.01	0.41
1:AA:2845:G:H2'	1:AA:2846:G:C8	2.54	0.41
1:AA:654(L):G:H3'	1:AA:654(M):C:H6	1.85	0.41
1:AA:881:G:N7	1:AA:882:G:C8	2.88	0.41
2:AB:99:A:C6	2:AB:100:G:C5	3.09	0.41
3:AD:18:VAL:CG1	3:AD:19:ALA:N	2.84	0.41
3:AD:31:LYS:HG3	3:AD:32:SER:O	2.21	0.41
3:AD:34:VAL:C	3:AD:35:LYS:O	2.58	0.41
5:AF:163:VAL:O	5:AF:166:ALA:HB3	2.20	0.41
7:AH:86:GLU:OE1	7:AH:86:GLU:N	2.50	0.41
1:AA:2565:A:H62	10:AN:28:SER:HB2	1.85	0.41
11:AO:135:LEU:HD23	11:AO:135:LEU:HA	1.79	0.41
14:AQ:56:LEU:HB2	14:AQ:58:LEU:HD21	2.01	0.41
20:AU:27:VAL:O	20:AU:27:VAL:HG22	2.20	0.41
21:AV:128:VAL:HG23	21:AV:160:GLY:HA3	2.02	0.41
25:AX:35:ARG:HB3	25:AX:37:LEU:HD21	2.01	0.41
30:B8:39:LYS:CG	30:B8:40:GLU:N	2.82	0.41
1:BA:1162:G:O4'	17:B2:23:GLU:HG3	2.20	0.41
1:BA:1317:A:O2'	1:BA:1318:C:H5'	2.21	0.41
1:BA:1425:G:H2'	1:BA:1426:G:O4'	2.20	0.41
1:BA:1658:C:H2'	1:BA:1659:U:C6	2.55	0.41
1:BA:185:U:H2'	1:BA:186:G:C8	2.55	0.41
1:BA:1993:U:C2'	1:BA:1994:C:O5'	2.67	0.41
1:BA:2564:A:C6	1:BA:2565:A:C6	3.08	0.41
1:BA:402:A:O5'	1:BA:402:A:H8	2.04	0.41
1:BA:528:A:O2'	1:BA:529:A:H5'	2.20	0.41
1:BA:572:A:H5''	1:BA:573:G:OP2	2.19	0.41
1:BA:977:G:C6	1:BA:987:G:C6	3.08	0.41
2:BB:57:A:OP2	2:BB:58:A:OP2	2.39	0.41
5:BF:128:ALA:O	5:BF:129:PHE:C	2.59	0.41
5:BF:154:VAL:HA	5:BF:191:ARG:O	2.20	0.41
5:BF:205:ARG:NH1	5:BF:205:ARG:HB2	2.35	0.41

Continued on next page...

Continued from previous page...

Atom-1	Atom-2	Interatomic distance (Å)	Clash overlap (Å)
6:BG:6:ALA:O	6:BG:10:LYS:N	2.35	0.41
9:BM:98:VAL:HG23	9:BM:99:LEU:N	2.34	0.41
10:BN:8:LEU:N	10:BN:8:LEU:HD22	2.34	0.41
14:BQ:24:LEU:N	14:BQ:24:LEU:HD22	2.32	0.41
21:BV:59:LEU:O	21:BV:60:GLU:CB	2.68	0.41
24:BW:15:LYS:H	24:BW:67:LYS:HE2	1.85	0.41
25:BX:8:LEU:O	25:BX:32:GLN:N	2.44	0.41
31:CA:1149:C:OP2	39:CL:9:ARG:NH2	2.53	0.41
31:CA:1177:G:C8	31:CA:1178:G:N1	2.88	0.41
31:CA:1243:C:C2	31:CA:1295:G:N2	2.88	0.41
31:CA:1310:G:C2'	31:CA:1311:G:H5'	2.51	0.41
31:CA:297:G:N2	31:CA:299:G:H3'	2.35	0.41
31:CA:448:A:O2'	31:CA:449:C:H5'	2.20	0.41
31:CA:557:G:C6	31:CA:558:G:N1	2.88	0.41
31:CA:672:U:O2'	31:CA:673:G:H5'	2.20	0.41
53:CC:59:A:C5	53:CC:62:C:N3	2.89	0.41
32:CE:196:LEU:HG	32:CE:196:LEU:H	1.51	0.41
33:CF:10:PHE:HD2	33:CF:11:ARG:NH1	2.18	0.41
34:CG:176:LEU:HD12	34:CG:177:ASP:N	2.34	0.41
35:CH:34:VAL:O	35:CH:41:VAL:HA	2.20	0.41
38:CK:80:ILE:H	38:CK:80:ILE:HG12	1.60	0.41
43:CP:92:HIS:HA	43:CP:110:ARG:NH2	2.36	0.41
43:CP:16:ASP:OD1	43:CP:31:LYS:NZ	2.48	0.41
44:CQ:26:ARG:NH1	44:CQ:43:CYS:HB3	2.35	0.41
46:CS:40:ASP:O	46:CS:42:ARG:N	2.53	0.41
47:CT:65:ILE:HD12	47:CT:65:ILE:N	2.36	0.41
50:CW:26:ASN:HA	50:CW:29:LYS:CG	2.46	0.41
31:DA:1105:A:C2	31:DA:1106:G:C5	3.08	0.41
31:DA:1157:A:N6	31:DA:1178:G:N2	2.68	0.41
31:DA:1350:A:N6	31:DA:1373:G:N2	2.69	0.41
31:DA:402:G:C2'	31:DA:403:C:H5'	2.50	0.41
31:DA:408:A:C4	31:DA:409:G:C8	3.09	0.41
31:DA:410:G:OP2	34:DG:25:ARG:HB2	2.21	0.41
31:DA:811:C:C5	31:DA:812:C:N4	2.88	0.41
31:DA:854:G:N1	31:DA:855:G:N7	2.68	0.41
31:DA:954:G:H21	31:DA:1227:A:N6	2.18	0.41
31:DA:957:U:H2'	31:DA:959:A:OP2	2.20	0.41
52:DB:77:C:C4	52:DB:78:C:C4	3.08	0.41
33:DF:19:GLU:O	33:DF:56:ASP:HA	2.19	0.41
34:DG:101:LEU:HA	34:DG:101:LEU:HD12	1.83	0.41
35:DH:110:LEU:HA	35:DH:110:LEU:HD23	1.76	0.41

Continued on next page...

Continued from previous page...

Atom-1	Atom-2	Interatomic distance (Å)	Clash overlap (Å)
43:DP:60:VAL:HG12	43:DP:66:LEU:HD21	2.01	0.41
49:DV:14:HIS:HD2	49:DV:15:LEU:N	2.18	0.41
49:DV:31:ILE:HG13	49:DV:32:LYS:H	1.84	0.41
13:A0:74:LYS:O	13:A0:75:LEU:HB3	2.21	0.41
16:A1:92:ARG:C	16:A1:94:ASN:N	2.66	0.41
26:A4:61:ARG:C	26:A4:63:TYR:H	2.22	0.41
28:A6:36:LEU:CD2	28:A6:36:LEU:N	2.81	0.41
1:AA:1241:A:C2'	1:AA:1242:A:O5'	2.68	0.41
1:AA:1530:G:C6	1:AA:1531:C:C4	3.08	0.41
1:AA:1792:G:H5'	3:AD:205:VAL:HG13	2.02	0.41
1:AA:1861:G:C2	1:AA:1862:G:C8	3.08	0.41
1:AA:1864:U:H2'	1:AA:1869:G:C5'	2.40	0.41
1:AA:2371:G:O4'	28:A6:45:LYS:CG	2.58	0.41
1:AA:2697:G:H2'	1:AA:2698:U:O4'	2.20	0.41
1:AA:402:A:C2'	1:AA:403:U:H5'	2.50	0.41
1:AA:71:A:C5	1:AA:73:A:N1	2.89	0.41
1:AA:881:G:C3'	1:AA:882:G:H4'	2.51	0.41
3:AD:228:PRO:HD3	3:AD:235:GLY:CA	2.51	0.41
3:AD:25:THR:HG23	3:AD:26:LYS:HD2	2.03	0.41
4:AE:54:GLN:HB2	4:AE:75:VAL:HG13	2.01	0.41
6:AG:111:LEU:HB3	6:AG:117:PHE:CE2	2.55	0.41
7:AH:131:VAL:CG1	7:AH:132:ARG:N	2.83	0.41
7:AH:115:VAL:HG11	7:AH:148:ILE:HD11	2.02	0.41
7:AH:86:GLU:HG2	7:AH:165:ALA:H	1.85	0.41
8:AK:102:SER:O	8:AK:106:GLY:CA	2.60	0.41
12:AP:109:VAL:CG1	12:AP:110:THR:N	2.83	0.41
19:AT:31:HIS:NE2	19:AT:33:LYS:HG3	2.36	0.41
21:AV:135:GLU:O	21:AV:136:PHE:HB3	2.20	0.41
21:AV:143:GLY:HA3	21:AV:144:LEU:CB	2.50	0.41
21:AV:29:TYR:CE2	21:AV:87:ASP:HB2	2.54	0.41
17:B2:47:VAL:O	17:B2:47:VAL:HG22	2.20	0.41
17:B2:71:LEU:O	17:B2:84:LYS:O	2.39	0.41
26:B4:16:CYS:HA	26:B4:33:VAL:CG2	2.47	0.41
26:B4:34:GLU:HB2	43:DP:57:ARG:CZ	2.50	0.41
28:B6:24:GLU:HG3	28:B6:25:LYS:H	1.84	0.41
30:B8:8:LYS:CD	30:B8:8:LYS:N	2.84	0.41
1:BA:330:A:C2	1:BA:1210:A:H2'	2.49	0.41
1:BA:1690:A:H3'	1:BA:1691:C:H6	1.86	0.41
1:BA:2169:A:H2	1:BA:2170:A:C5	2.38	0.41
1:BA:2371:G:C6	1:BA:2372:G:N7	2.88	0.41
1:BA:2394:C:OP1	11:BO:62:LEU:CB	2.63	0.41

Continued on next page...

Continued from previous page...

Atom-1	Atom-2	Interatomic distance (Å)	Clash overlap (Å)
1:BA:2445:G:H2'	1:BA:2446:G:H5'	2.01	0.41
1:BA:2517:C:C4	1:BA:2542:A:C6	3.09	0.41
1:BA:2689:U:C3'	1:BA:2690:C:H5'	2.50	0.41
1:BA:455:C:N3	1:BA:473:G:H5'	2.35	0.41
1:BA:528:A:C8	1:BA:528:A:C3'	3.03	0.41
1:BA:533:G:O5'	16:B1:24:TYR:CD2	2.73	0.41
1:BA:665:C:H2'	1:BA:666:G:C8	2.52	0.41
1:BA:858:U:C2	1:BA:2268:A:C2	3.07	0.41
1:BA:962:G:H2'	1:BA:963:U:O4'	2.21	0.41
2:BB:100:G:H2'	2:BB:101:A:O4'	2.21	0.41
2:BB:15:A:H1'	2:BB:109:G:C4	2.55	0.41
3:BD:202:LYS:HZ1	31:DA:774:G:P	2.43	0.41
1:BA:2773:C:P	4:BE:166:THR:HG1	2.44	0.41
4:BE:37:ARG:HD2	4:BE:44:TYR:OH	2.06	0.41
5:BF:153:SER:HG	5:BF:190:GLU:HG3	1.83	0.41
7:BH:44:VAL:O	7:BH:50:VAL:HG23	2.21	0.41
8:BK:4:ILE:HG12	8:BK:18:VAL:CG2	2.42	0.41
11:BO:146:VAL:HG22	11:BO:147:LEU:CD1	2.51	0.41
11:BO:60:MET:HG3	11:BO:60:MET:O	2.21	0.41
12:BP:4:PRO:HG3	12:BP:71:ASP:HA	2.02	0.41
14:BQ:106:ARG:HA	14:BQ:110:LEU:CG	2.51	0.41
15:BR:61:PHE:N	15:BR:61:PHE:CD2	2.88	0.41
18:BS:17:VAL:C	18:BS:19:LEU:N	2.74	0.41
19:BT:60:ARG:HG3	19:BT:60:ARG:NH1	2.23	0.41
31:CA:1270:C:O2'	31:CA:1271:G:H5'	2.21	0.41
31:CA:1237:C:HO2'	31:CA:1300:G:H1	1.66	0.41
31:CA:1336:C:C2'	31:CA:1336:C:O2	2.69	0.41
31:CA:1288:A:O4'	31:CA:1353:G:H4'	2.21	0.41
31:CA:1417:G:C6	31:CA:1482:G:C6	3.09	0.41
31:CA:1498:U:O2'	31:CA:1499:A:OP2	2.32	0.41
31:CA:192:U:O2'	31:CA:193:C:H5'	2.21	0.41
31:CA:303:A:C6	31:CA:304:U:C4	3.09	0.41
31:CA:358:U:H2'	31:CA:359:U:O4'	2.20	0.41
31:CA:750:G:C2	31:CA:751:U:C6	3.09	0.41
31:CA:956:U:C2'	31:CA:957:U:H5'	2.51	0.41
53:CC:25:U:H2'	53:CC:26:C:O4'	2.20	0.41
33:CF:178:LEU:HD22	33:CF:178:LEU:N	2.35	0.41
33:CF:188:LEU:HD23	33:CF:188:LEU:HA	1.78	0.41
34:CG:170:VAL:CG2	34:CG:171:GLY:N	2.81	0.41
34:CG:4:TYR:C	34:CG:5:ILE:HG12	2.40	0.41
36:CI:10:LEU:HD13	36:CI:61:LEU:HD13	2.03	0.41

Continued on next page...

Continued from previous page...

Atom-1	Atom-2	Interatomic distance (Å)	Clash overlap (Å)
36:CI:19:LEU:HD21	36:CI:59:TYR:CE2	2.55	0.41
39:CL:10:ARG:HG2	39:CL:105:ASP:HB2	2.03	0.41
39:CL:10:ARG:HE	39:CL:105:ASP:CG	2.23	0.41
39:CL:47:LEU:N	39:CL:47:LEU:HD13	2.35	0.41
31:CA:1199:U:H4'	40:CM:54:PHE:CD2	2.55	0.41
41:CN:121:PRO:CG	41:CN:126:ARG:HG3	2.46	0.41
47:CT:28:PRO:HA	47:CT:34:LYS:O	2.21	0.41
49:CV:8:GLY:O	49:CV:9:VAL:C	2.59	0.41
50:CW:87:LYS:HD2	50:CW:87:LYS:HA	1.64	0.41
31:DA:1001:G:C6	31:DA:1002:G:C5	3.09	0.41
31:DA:1151:A:C6	31:DA:1152:A:C6	3.08	0.41
31:DA:532:A:N6	31:DA:1206:G:O2'	2.53	0.41
31:DA:1491:G:C6	56:DA:1805:PAR:H21	2.55	0.41
31:DA:29:G:C5	31:DA:30:U:C5	3.09	0.41
31:DA:415:A:H2'	31:DA:416:G:O4'	2.20	0.41
53:DC:60:A:C2'	53:DC:61:U:H5'	2.51	0.41
53:DD:35:C:C6	53:DD:35:C:OP1	2.74	0.41
32:DE:28:PHE:CE1	32:DE:31:TYR:HB2	2.56	0.41
33:DF:47:LEU:HD13	33:DF:47:LEU:O	2.19	0.41
34:DG:59:ARG:O	34:DG:63:LYS:N	2.48	0.41
34:DG:15:GLU:HB3	34:DG:63:LYS:HE2	2.01	0.41
35:DH:39:GLY:HA2	35:DH:71:LEU:HD11	2.01	0.41
38:DK:97:VAL:HA	38:DK:100:ILE:CD1	2.50	0.41
39:DL:4:TYR:CG	39:DL:88:TYR:CD1	3.09	0.41
31:DA:973:G:H5''	40:DM:50:ILE:HD13	2.03	0.41
42:DO:60:LEU:HA	42:DO:60:LEU:HD13	1.70	0.41
43:DP:22:ILE:HD12	43:DP:25:ILE:HG13	2.02	0.41
45:DR:39:LEU:HD12	45:DR:56:LEU:CD1	2.47	0.41
48:DU:84:LYS:CA	48:DU:84:LYS:HE2	2.49	0.41
49:DV:64:GLU:CD	49:DV:64:GLU:H	2.24	0.41
50:DW:50:GLU:CD	50:DW:100:ILE:HG12	2.40	0.41
50:DW:67:ALA:HA	50:DW:73:HIS:N	2.35	0.41
13:A0:18:LEU:HA	13:A0:18:LEU:HD23	1.70	0.41
1:AA:459:U:H5''	29:A7:40:TRP:CD2	2.55	0.41
1:AA:1252:G:O4'	16:A1:33:ARG:CD	2.68	0.41
1:AA:1556:C:H2'	1:AA:1557:C:H6	1.85	0.41
1:AA:1639:U:O2'	1:AA:1640:C:H5''	2.21	0.41
1:AA:1725:G:C2	1:AA:1741:C:O2	2.73	0.41
1:AA:2123:G:C2	1:AA:2176:A:N3	2.88	0.41
1:AA:2306:C:H3'	1:AA:2307:G:H5'	2.01	0.41
1:AA:27:G:N2	1:AA:512:G:H1'	2.35	0.41

Continued on next page...

Continued from previous page...

Atom-1	Atom-2	Interatomic distance (Å)	Clash overlap (Å)
1:AA:336:C:C4	1:AA:337:C:H5	2.39	0.41
1:AA:363(F):A:H4'	1:AA:364:C:H5'	2.02	0.41
1:AA:375:C:H2'	1:AA:376:C:C6	2.55	0.41
1:AA:452:G:O2'	1:AA:457:A:N1	2.48	0.41
1:AA:484:C:O2'	1:AA:485:C:H5'	2.20	0.41
1:AA:972:G:H3'	1:AA:973:A:H2'	2.03	0.41
2:AB:73:A:N7	2:AB:74:U:C5	2.89	0.41
2:AB:7:G:H8	2:AB:7:G:H5'	1.85	0.41
5:AF:170:LEU:HB2	5:AF:173:VAL:CG2	2.51	0.41
6:AG:96:ARG:O	6:AG:97:ASP:HB3	2.20	0.41
7:AH:111:HIS:HB2	7:AH:112:PRO:HD2	2.03	0.41
11:AO:127:ALA:O	11:AO:147:LEU:N	2.53	0.41
12:AP:66:ILE:C	12:AP:66:ILE:HD12	2.35	0.41
15:AR:45:PHE:CD1	15:AR:65:LYS:HE2	2.56	0.41
19:AT:36:LYS:HG2	19:AT:54:VAL:CG1	2.51	0.41
21:AV:52:SER:O	21:AV:53:ILE:CG1	2.69	0.41
16:B1:100:VAL:C	16:B1:102:GLU:H	2.24	0.41
16:B1:92:ARG:CD	17:B2:11:GLN:HB2	2.51	0.41
22:B3:43:THR:O	22:B3:45:PHE:N	2.53	0.41
26:B4:18:CYS:CB	26:B4:19:GLY:HA2	2.50	0.41
26:B4:52:THR:HG21	43:DP:73:GLU:CD	2.39	0.41
1:BA:1010:A:H5'	16:B1:62:ILE:HG21	2.03	0.41
1:BA:1084:A:C3'	1:BA:1085:A:C8	3.04	0.41
1:BA:1443:G:H2'	1:BA:1444:G:H5'	2.02	0.41
1:BA:1486:A:H2'	1:BA:1487:G:C8	2.56	0.41
1:BA:1486:A:H2'	1:BA:1487:G:H8	1.85	0.41
1:BA:1810:A:C2'	1:BA:1811:G:H5'	2.51	0.41
1:BA:2027:G:C5	1:BA:2028:U:C5	3.08	0.41
1:BA:2090:G:N2	23:BZ:47:GLN:NE2	2.68	0.41
1:BA:262:A:H2'	1:BA:263:C:O4'	2.20	0.41
1:BA:1654:A:H1'	1:BA:2823:A:H5'	2.02	0.41
1:BA:445:C:O2	1:BA:449:A:H2	2.04	0.41
1:BA:904:C:H2'	1:BA:905:U:O4'	2.20	0.41
1:BA:872:A:C4	1:BA:906:G:N2	2.89	0.41
1:BA:988:A:H2'	1:BA:989:G:O5'	2.20	0.41
2:BB:76:G:H2'	2:BB:77:U:O4'	2.21	0.41
3:BD:130:ALA:HB2	3:BD:192:THR:HG22	2.02	0.41
4:BE:167:VAL:HG12	4:BE:170:LEU:CD1	2.50	0.41
9:BM:96:GLU:H	9:BM:96:GLU:CD	2.23	0.41
11:BO:93:GLY:O	11:BO:123:LEU:HD12	2.21	0.41
1:BA:587:C:N3	11:BO:33:ARG:HD2	2.36	0.41

Continued on next page...

Continued from previous page...

Atom-1	Atom-2	Interatomic distance (Å)	Clash overlap (Å)
11:BO:48:PRO:O	11:BO:50:ARG:N	2.53	0.41
15:BR:57:PHE:CG	15:BR:57:PHE:O	2.73	0.41
15:BR:96:ARG:CZ	15:BR:96:ARG:HB3	2.51	0.41
18:BS:9:TYR:N	18:BS:102:HIS:HD2	2.01	0.41
19:BT:67:GLY:C	19:BT:69:TYR:N	2.72	0.41
21:BV:138:GLU:O	21:BV:156:LYS:HE3	2.20	0.41
24:BW:9:GLN:O	24:BW:13:ALA:HB3	2.20	0.41
31:CA:1032(A):G:H2'	31:CA:1032(B):G:C8	2.55	0.41
31:CA:1159:U:C4	31:CA:1182:G:C5	3.09	0.41
31:CA:1172:C:O2'	31:CA:1173:G:H5'	2.21	0.41
31:CA:1495:U:H2'	31:CA:1496:C:H6	1.85	0.41
31:CA:153:C:H6	31:CA:153:C:O5'	2.03	0.41
31:CA:191:G:H1'	50:CW:105:SER:HA	2.01	0.41
31:CA:604:G:C2	31:CA:635:G:C4	3.08	0.41
31:CA:616:G:C2	31:CA:617:G:C5	3.09	0.41
31:CA:709:G:C4	31:CA:710:G:C8	3.09	0.41
31:CA:811:C:C4'	31:CA:900:A:H61	2.34	0.41
31:CA:937:A:C5	31:CA:938:A:C8	3.09	0.41
52:CB:27:G:O6	52:CB:45:U:O2	2.38	0.41
53:CC:28:U:O2	53:CC:45:A:C2	2.74	0.41
53:CD:14:A:O4'	53:CD:14:A:OP1	2.39	0.41
33:CF:150:LYS:HG3	33:CF:169:ALA:HB2	2.02	0.41
31:CA:1112:C:O2	33:CF:179:ARG:HG2	2.21	0.41
33:CF:92:ALA:HA	33:CF:95:THR:HB	2.02	0.41
34:CG:126:ILE:HG22	34:CG:127:THR:N	2.34	0.41
34:CG:28:SER:HB3	34:CG:30:LYS:HE3	2.02	0.41
35:CH:59:GLY:O	35:CH:62:ALA:HB3	2.21	0.41
38:CK:26:VAL:O	38:CK:26:VAL:HG22	2.20	0.41
38:CK:88:LYS:CB	38:CK:89:PRO:CD	2.99	0.41
46:CS:50:LYS:HD3	46:CS:50:LYS:C	2.41	0.41
47:CT:26:GLN:O	47:CT:27:PHE:HB3	2.21	0.41
50:CW:93:GLU:HG2	50:CW:93:GLU:O	2.20	0.41
31:DA:1028(B):C:N4	31:DA:1032(B):G:C2	2.88	0.41
31:DA:1090:U:H2'	31:DA:1091:U:H6	1.85	0.41
31:DA:1298:C:O2'	31:DA:1299:A:C2	2.74	0.41
31:DA:1337:G:C4'	31:DA:1338:G:OP1	2.69	0.41
31:DA:167:G:C4	31:DA:168:G:C8	3.09	0.41
31:DA:20:U:H4'	31:DA:572:A:C6	2.55	0.41
31:DA:413:G:C2'	31:DA:414:A:OP2	2.69	0.41
31:DA:563:A:C8	31:DA:567:G:C1'	3.04	0.41
31:DA:791:G:C5	31:DA:792:A:N7	2.89	0.41

Continued on next page...

Continued from previous page...

Atom-1	Atom-2	Interatomic distance (Å)	Clash overlap (Å)
31:DA:914:A:C6	31:DA:915:A:C5	3.08	0.41
53:DC:2:G:N3	53:DC:2:G:H2'	2.36	0.41
33:DF:29:TYR:HD1	44:DQ:36:PHE:HZ	1.69	0.41
33:DF:34:LEU:O	33:DF:38:ARG:HG2	2.20	0.41
33:DF:63:ASN:ND2	33:DF:64:VAL:H	2.18	0.41
31:DA:405:U:O4	34:DG:2:GLY:N	2.54	0.41
34:DG:31:CYS:O	34:DG:32:ALA:CB	2.68	0.41
36:DI:8:ILE:CD1	36:DI:26:ILE:HD13	2.50	0.41
37:DJ:149:ARG:O	37:DJ:150:ALA:C	2.57	0.41
39:DL:40:LEU:CD1	39:DL:70:LYS:HG2	2.50	0.41
33:DF:23:TYR:HA	40:DM:11:PHE:CD1	2.55	0.41
41:DN:48:ILE:CD1	41:DN:64:ALA:HA	2.51	0.41
31:DA:363:A:N3	42:DO:31:PRO:HG2	2.36	0.41
31:DA:1202:G:N2	44:DQ:43:CYS:SG	2.87	0.41
47:DT:35:VAL:O	47:DT:35:VAL:HG12	2.19	0.41
16:A1:73:GLY:O	16:A1:74:LEU:HG	2.21	0.41
16:A1:92:ARG:NE	17:A2:11:GLN:H	2.18	0.41
27:A5:42:PRO:O	27:A5:44:THR:N	2.53	0.41
1:AA:1322:A:N6	1:AA:1331:A:H61	2.17	0.41
1:AA:1332:G:N2	1:AA:1609:A:C2'	2.84	0.41
1:AA:1409:C:O2'	1:AA:1410:G:H5'	2.20	0.41
1:AA:1653:G:H4'	1:AA:1654:A:O5'	2.20	0.41
1:AA:1860:G:H1	1:AA:1882:C:N4	2.19	0.41
1:AA:2159:G:O2'	1:AA:2160:G:H5'	2.21	0.41
1:AA:2244:U:O2'	1:AA:2245:U:H5'	2.21	0.41
1:AA:2262:U:H4'	1:AA:2328:A:C2	2.56	0.41
1:AA:2564:A:C5	1:AA:2565:A:C6	3.08	0.41
1:AA:2600:A:C6	1:AA:2601:C:N4	2.88	0.41
1:AA:2620:C:OP1	4:AE:152:LYS:O	2.39	0.41
1:AA:2636:U:H2'	1:AA:2637:U:C6	2.55	0.41
1:AA:2769:C:O2	1:AA:2769:C:H2'	2.19	0.41
1:AA:278:A:H2'	1:AA:279:C:C6	2.56	0.41
1:AA:37:C:H2'	1:AA:38:A:C8	2.56	0.41
1:AA:404:C:C1'	1:AA:405:U:OP2	2.64	0.41
1:AA:467:G:H2'	1:AA:468:G:O4'	2.21	0.41
1:AA:882:G:C3'	1:AA:883:G:H5''	2.46	0.41
1:AA:931:G:C4	1:AA:933:A:C8	3.09	0.41
2:AB:15:A:H2'	2:AB:16:G:OP1	2.20	0.41
2:AB:81:G:O6	2:AB:95:U:O2	2.39	0.41
3:AD:35:LYS:H	3:AD:64:ILE:CG2	2.34	0.41
4:AE:75:VAL:HG23	4:AE:76:ARG:N	2.36	0.41

Continued on next page...

Continued from previous page...

Atom-1	Atom-2	Interatomic distance (Å)	Clash overlap (Å)
7:AH:86:GLU:HG3	7:AH:165:ALA:H	1.86	0.41
7:AH:69:ARG:HG3	7:AH:70:THR:N	2.35	0.41
8:AK:21:VAL:HG21	8:AK:25:TYR:CD1	2.53	0.41
9:AM:46:VAL:HG13	9:AM:47:ALA:N	2.35	0.41
9:AM:67:LEU:HA	9:AM:87:LEU:HB3	2.01	0.41
1:AA:2496:C:OP1	12:AP:82:ARG:HB3	2.20	0.41
2:AB:52:A:OP2	14:AQ:59:LYS:NZ	2.53	0.41
15:AR:115:ARG:O	15:AR:116:ALA:C	2.58	0.41
15:AR:19:LEU:HA	15:AR:20:PRO:HD3	1.89	0.41
18:AS:29:LEU:O	18:AS:33:ARG:HG3	2.21	0.41
18:AS:1:MET:HG3	18:AS:64:MET:HE1	2.02	0.41
18:AS:70:TYR:CD2	18:AS:70:TYR:N	2.86	0.41
20:AU:33:LYS:HG3	20:AU:33:LYS:H	1.68	0.41
21:AV:46:LYS:HB2	21:AV:46:LYS:HE3	1.53	0.41
21:AV:98:MET:HG3	21:AV:99:TYR:N	2.35	0.41
16:B1:92:ARG:CD	16:B1:95:LEU:HD12	2.51	0.41
17:B2:28:GLU:CB	17:B2:29:PRO:CD	2.93	0.41
30:B8:54:GLU:C	30:B8:56:GLU:N	2.74	0.41
30:B8:58:ILE:H	30:B8:58:ILE:HG12	1.51	0.41
1:BA:1060:U:N3	1:BA:1088:A:C8	2.89	0.41
1:BA:1356:G:C6	1:BA:1357:U:C4	3.09	0.41
1:BA:186:G:O2'	1:BA:187:G:H5'	2.21	0.41
1:BA:2013:A:N6	1:BA:2014:A:C6	2.89	0.41
1:BA:2188:C:H2'	1:BA:2189:U:O4'	2.20	0.41
1:BA:21:A:C2'	1:BA:22:C:H5'	2.50	0.41
1:BA:2786:U:H4'	4:BE:64:LYS:CA	2.50	0.41
1:BA:2798:C:H5'	1:BA:2799:A:OP2	2.20	0.41
1:BA:646:A:H2'	1:BA:647:G:O5'	2.21	0.41
1:BA:764:A:N1	1:BA:1789:A:O2'	2.48	0.41
1:BA:833:U:H1'	11:BO:55:ARG:NH1	2.35	0.41
1:BA:933:A:C4	1:BA:934:G:C8	3.09	0.41
5:BF:132:VAL:O	5:BF:134:GLY:N	2.54	0.41
5:BF:155:LEU:HD22	5:BF:185:ASP:C	2.41	0.41
7:BH:83:TYR:O	7:BH:84:SER:OG	2.37	0.41
8:BK:9:LEU:HD23	8:BK:9:LEU:H	1.86	0.41
11:BO:102:ARG:C	11:BO:104:GLY:N	2.74	0.41
12:BP:116:GLU:OE1	12:BP:116:GLU:HA	2.21	0.41
12:BP:47:ILE:HG22	12:BP:48:GLU:N	2.36	0.41
14:BQ:62:LYS:HB3	14:BQ:97:ARG:CD	2.50	0.41
19:BT:32:PRO:HA	19:BT:77:LYS:HB2	2.03	0.41
20:BU:17:SER:OG	20:BU:18:GLY:O	2.39	0.41

Continued on next page...

Continued from previous page...

Atom-1	Atom-2	Interatomic distance (Å)	Clash overlap (Å)
20:BU:57:GLN:HB3	20:BU:58:GLY:H	1.61	0.41
21:BV:59:LEU:O	21:BV:60:GLU:HG2	2.21	0.41
23:BZ:37:ILE:O	23:BZ:37:ILE:HG22	2.20	0.41
31:CA:1033:G:H2'	31:CA:1034:G:H5'	2.02	0.41
31:CA:1076:C:C2	31:CA:1082:G:C2	3.08	0.41
31:CA:1158:C:C2	31:CA:1160:G:C8	3.09	0.41
31:CA:1266:G:N2	31:CA:1270:C:C2	2.88	0.41
31:CA:1237:C:H4'	31:CA:1334:G:N2	2.35	0.41
31:CA:1460:A:H2'	31:CA:1461:G:O4'	2.21	0.41
31:CA:769:G:H4'	31:CA:1513:A:H4'	2.02	0.41
31:CA:174:C:N4	31:CA:175:C:N4	2.68	0.41
31:CA:258:G:H2'	31:CA:259:G:C8	2.56	0.41
31:CA:315:A:H5''	31:CA:317:G:OP2	2.21	0.41
31:CA:468:A:C5	31:CA:474:G:C8	3.09	0.41
31:CA:557:G:C6	31:CA:558:G:C6	3.08	0.41
31:CA:56:U:H2'	31:CA:57:G:H8	1.83	0.41
31:CA:618:C:H3'	31:CA:619:U:H5''	2.02	0.41
31:CA:663:A:O2'	31:CA:664:G:H5'	2.21	0.41
31:CA:76:G:H1'	31:CA:95:G:N2	2.35	0.41
31:CA:811:C:C5	31:CA:812:C:N4	2.89	0.41
31:CA:926:G:H5''	31:CA:927:G:O5'	2.21	0.41
31:CA:937:A:C5	31:CA:938:A:N7	2.88	0.41
53:CC:34:U:O2	53:CC:36:A:C8	2.73	0.41
53:CD:10:G:N1	53:CD:27:G:C2	2.89	0.41
32:CE:219:VAL:HA	32:CE:222:ILE:CD1	2.51	0.41
38:CK:120:THR:H	38:CK:123:GLU:HB3	1.86	0.41
38:CK:26:VAL:O	38:CK:26:VAL:CG2	2.69	0.41
31:CA:1123:A:O2'	40:CM:38:ILE:HG22	2.19	0.41
41:CN:17:GLY:O	41:CN:80:VAL:HA	2.20	0.41
42:CO:116:LYS:HB2	42:CO:117:TYR:CD1	2.56	0.41
42:CO:46:ASN:HD22	42:CO:46:ASN:HA	1.70	0.41
46:CS:6:LEU:HD12	46:CS:19:ILE:HD13	2.03	0.41
46:CS:71:ARG:O	46:CS:75:ARG:N	2.53	0.41
47:CT:18:THR:HG22	47:CT:19:VAL:N	2.35	0.41
47:CT:34:LYS:HG2	47:CT:35:VAL:N	2.35	0.41
31:DA:1104:G:C4	31:DA:1105:A:C8	3.08	0.41
31:DA:151:A:H2'	31:DA:152:A:O4'	2.19	0.41
31:DA:509:A:C8	31:DA:509:A:H3'	2.56	0.41
31:DA:820:U:H4'	31:DA:821:G:OP2	2.20	0.41
31:DA:848:C:O2'	31:DA:849:C:H5'	2.20	0.41
31:DA:944:G:H5''	31:DA:945:G:OP2	2.21	0.41

Continued on next page...

Continued from previous page...

Atom-1	Atom-2	Interatomic distance (Å)	Clash overlap (Å)
53:DC:58:A:H2'	53:DC:59:A:H5'	2.02	0.41
53:DD:49:C:OP2	53:DD:49:C:H6	2.04	0.41
53:DD:59:A:O2'	53:DD:60:A:N7	2.54	0.41
32:DE:153:ARG:O	32:DE:154:LEU:C	2.59	0.41
32:DE:5:ILE:O	32:DE:6:THR:C	2.59	0.41
34:DG:63:LYS:HB2	34:DG:63:LYS:HE3	1.80	0.41
31:DA:1298:C:C5	37:DJ:114:ARG:CZ	3.04	0.41
46:DS:11:SER:H	46:DS:14:ASN:HB3	1.86	0.41
47:DT:69:LYS:C	47:DT:70:ARG:HD2	2.40	0.41
48:DU:53:ARG:HH21	48:DU:60:ALA:H	1.60	0.41
1:AA:1087:G:OP2	1:AA:1087:G:H3'	2.21	0.41
1:AA:1292:U:H2'	1:AA:1293:C:H6	1.77	0.41
1:AA:1437:C:H2'	1:AA:1438:U:C6	2.53	0.41
1:AA:1479:G:C2'	1:AA:1480:G:H5'	2.51	0.41
1:AA:14:A:O5'	1:AA:14:A:H8	2.03	0.41
1:AA:1537:C:H2'	1:AA:1538:G:H8	1.79	0.41
1:AA:1665:A:O2'	1:AA:1666:G:H5'	2.20	0.41
1:AA:1718:G:C2	1:AA:1725:G:C8	3.09	0.41
1:AA:1729:A:C5	1:AA:1731:G:C4	3.09	0.41
1:AA:1825:A:H2'	1:AA:1826:G:C8	2.55	0.41
1:AA:2168:G:H2'	1:AA:2169:A:OP1	2.21	0.41
1:AA:2656:U:O2	1:AA:2656:U:H2'	2.21	0.41
1:AA:2709:G:O2'	1:AA:2710:C:H5'	2.21	0.41
1:AA:273(A):G:C2	1:AA:364:C:C2	3.08	0.41
1:AA:503:A:C6	1:AA:505:A:C6	3.09	0.41
3:AD:239:ARG:O	3:AD:240:ALA:HB2	2.20	0.41
5:AF:40:GLN:HE22	5:AF:183:VAL:HG13	1.84	0.41
11:AO:19:VAL:O	11:AO:20:GLY:C	2.59	0.41
21:AV:124:ILE:HD12	21:AV:124:ILE:HA	1.78	0.41
21:AV:171:ILE:O	21:AV:172:ALA:HB2	2.21	0.41
21:AV:27:VAL:HG13	21:AV:87:ASP:HB3	2.02	0.41
1:AA:989:G:C8	25:AX:13:ILE:HD11	2.56	0.41
13:B0:37:THR:HG22	13:B0:40:LYS:CB	2.43	0.41
16:B1:112:ARG:HG2	16:B1:112:ARG:H	1.53	0.41
16:B1:8:VAL:HG12	16:B1:11:ARG:NH2	2.36	0.41
17:B2:27:ALA:O	17:B2:64:HIS:CE1	2.70	0.41
17:B2:80:GLN:HG3	17:B2:81:TYR:N	2.36	0.41
22:B3:29:GLN:HE21	22:B3:29:GLN:HB3	1.60	0.41
22:B3:66:VAL:HG12	22:B3:67:VAL:N	2.36	0.41
26:B4:49:PHE:CE2	43:DP:62:ASN:HA	2.55	0.41
28:B6:45:LYS:N	28:B6:45:LYS:CD	2.84	0.41

Continued on next page...

Continued from previous page...

Atom-1	Atom-2	Interatomic distance (Å)	Clash overlap (Å)
1:BA:1002:G:H2'	1:BA:1003:G:O4'	2.21	0.41
1:BA:1113:U:H2'	1:BA:1114:G:H8	1.85	0.41
1:BA:1165:U:O2'	1:BA:1166:C:H5'	2.21	0.41
1:BA:1231:G:H2'	1:BA:1232:G:C8	2.56	0.41
1:BA:1308:A:N6	1:BA:1309:G:C2	2.89	0.41
1:BA:1478:G:C2'	1:BA:1479:G:H5'	2.51	0.41
1:BA:2282:G:H5'	1:BA:2283:C:O4'	2.21	0.41
1:BA:2284:C:H2'	1:BA:2285:C:H6	1.85	0.41
1:BA:2290:G:H2'	1:BA:2291:U:O4'	2.21	0.41
1:BA:2386:C:H4'	22:B3:55:ARG:O	2.21	0.41
1:BA:2540:C:C2'	1:BA:2541:A:H5'	2.51	0.41
1:BA:2023:G:OP2	1:BA:2617:C:H4'	2.20	0.41
1:BA:2735:G:H2'	1:BA:2736:G:H8	1.85	0.41
1:BA:274:G:P	1:BA:274:G:O4'	2.79	0.41
1:BA:2776:A:C6	1:BA:2778:A:C6	3.09	0.41
1:BA:597:U:H2'	1:BA:598:G:H8	1.86	0.41
1:BA:616:A:C4	5:BF:180:GLY:HA2	2.55	0.41
1:BA:71:A:C2	19:BT:31:HIS:CE1	3.09	0.41
1:BA:909:A:H2'	1:BA:912:C:H5	1.86	0.41
1:BA:866:A:C6	1:BA:914:C:C5	3.08	0.41
2:BB:0:A:H2'	2:BB:1:U:H6	1.84	0.41
2:BB:38:C:N4	2:BB:44:G:H1	2.16	0.41
2:BB:8:U:O2'	14:BQ:40:ILE:HD13	2.21	0.41
5:BF:184:TYR:O	5:BF:188:ARG:HB2	2.20	0.41
5:BF:89:VAL:C	5:BF:91:GLY:H	2.24	0.41
6:BG:105:LYS:NZ	26:B4:24:THR:O	2.54	0.41
7:BH:3:ARG:HG3	7:BH:4:ILE:H	1.85	0.41
14:BQ:24:LEU:H	14:BQ:24:LEU:CD2	2.32	0.41
14:BQ:4:LEU:HD23	14:BQ:8:GLU:HB2	2.02	0.41
14:BQ:15:ARG:NH1	14:BQ:88:ASP:OD2	2.54	0.41
18:BS:7:ALA:O	18:BS:102:HIS:HA	2.21	0.41
19:BT:64:LYS:HE2	19:BT:64:LYS:HB3	1.88	0.41
21:BV:1:MET:HG2	21:BV:2:GLU:N	2.34	0.41
24:BW:33:MET:O	24:BW:37:PHE:HD1	2.03	0.41
31:CA:1143:G:O5'	31:CA:1143:G:H8	2.03	0.41
31:CA:1153:C:H2'	31:CA:1154:G:O5'	2.20	0.41
31:CA:1158:C:C4	31:CA:1160:G:C4	3.09	0.41
31:CA:1365:G:C5	31:CA:1366:C:C5	3.09	0.41
31:CA:560:U:H4'	31:CA:561:U:O5'	2.20	0.41
31:CA:986:A:C6	31:CA:987:G:C6	3.08	0.41
53:CC:33:C:C2'	53:CC:34:U:H5'	2.51	0.41

Continued on next page...

Continued from previous page...

Atom-1	Atom-2	Interatomic distance (Å)	Clash overlap (Å)
53:CC:6:G:C2	53:CC:69:C:C2	3.08	0.41
53:CD:8:U:H1'	53:CD:49:C:O4'	2.21	0.41
53:CD:20:G:H5''	53:CD:60:A:H61	1.85	0.41
32:CE:95:GLN:HG3	32:CE:147:LYS:HG2	2.03	0.41
34:CG:119:GLN:HG2	34:CG:123:HIS:CD2	2.56	0.41
34:CG:7:PRO:HB2	34:CG:10:ARG:CG	2.51	0.41
34:CG:89:THR:H	34:CG:92:VAL:HG23	1.85	0.41
35:CH:67:VAL:HG21	35:CH:140:ARG:CA	2.48	0.41
36:CI:21:LEU:HD13	36:CI:21:LEU:HA	1.90	0.41
36:CI:44:GLY:HA2	36:CI:59:TYR:CE1	2.55	0.41
38:CK:114:THR:HG22	38:CK:130:GLY:O	2.21	0.41
38:CK:48:TYR:N	38:CK:48:TYR:CD2	2.89	0.41
40:CM:50:ILE:CD1	40:CM:57:LYS:HD2	2.39	0.41
40:CM:47:PHE:CE1	44:CQ:37:PHE:HE2	2.38	0.41
48:CU:53:ARG:NH2	48:CU:60:ALA:N	2.67	0.41
31:DA:1310:G:O2'	31:DA:1311:G:H5'	2.21	0.41
31:DA:1324:A:C6	31:DA:1325:C:C4	3.09	0.41
31:DA:412:A:C2'	31:DA:413:G:OP2	2.68	0.41
31:DA:419:C:H5'	31:DA:420:U:OP2	2.21	0.41
31:DA:474:G:C4	31:DA:475:G:C8	3.09	0.41
31:DA:485:G:O2'	31:DA:486:U:P	2.78	0.41
31:DA:545:C:H2'	31:DA:546:G:H5'	2.02	0.41
31:DA:606:G:H22	31:DA:631:G:H2'	1.79	0.41
31:DA:634:C:H3'	31:DA:634:C:H6	1.85	0.41
31:DA:69:G:C2	31:DA:73:G:N7	2.89	0.41
31:DA:779:C:O2'	41:DN:120:ARG:HD3	2.21	0.41
31:DA:803:G:C5	31:DA:804:U:C4	3.09	0.41
31:DA:92:G:H2'	31:DA:93:U:O4'	2.21	0.41
52:DB:14:A:H2'	52:DB:14:A:N3	2.36	0.41
53:DC:19:G:C6	53:DC:59:A:C6	3.08	0.41
35:DH:37:ARG:HA	35:DH:112:LEU:O	2.21	0.41
38:DK:20:TYR:HA	38:DK:65:TYR:CE2	2.56	0.41
39:DL:40:LEU:HD23	39:DL:40:LEU:N	2.36	0.41
39:DL:86:VAL:HB	39:DL:96:LEU:HD22	2.03	0.41
40:DM:3:LYS:N	40:DM:74:ILE:O	2.54	0.41
33:DF:29:TYR:CD1	44:DQ:36:PHE:CZ	3.08	0.41
47:DT:65:ILE:N	47:DT:65:ILE:HD12	2.36	0.41
49:DV:9:VAL:HG12	49:DV:10:PHE:N	2.35	0.41
1:AA:1188:U:H2'	1:AA:1189:A:H5'	1.99	0.41
1:AA:1275:A:N3	1:AA:1276:A:H1'	2.36	0.41
1:AA:1538:G:N3	1:AA:1539:G:C8	2.89	0.41

Continued on next page...

Continued from previous page...

Atom-1	Atom-2	Interatomic distance (Å)	Clash overlap (Å)
1:AA:155:C:N3	1:AA:171:G:N2	2.57	0.41
1:AA:1606:G:H8	1:AA:1606:G:O5'	2.04	0.41
1:AA:2000:G:C2	1:AA:2001:A:C8	3.08	0.41
1:AA:2154:G:C2	1:AA:2155:G:C5	3.08	0.41
1:AA:230:U:H6	1:AA:230:U:OP2	2.04	0.41
1:AA:2287:A:N1	1:AA:2346:A:C2	2.89	0.41
1:AA:2468:G:O2'	1:AA:2481:G:N2	2.54	0.41
1:AA:2469:A:O2'	12:AP:56:ARG:CZ	2.69	0.41
1:AA:329:G:OP1	20:AU:71:LYS:HE3	2.20	0.41
1:AA:340:A:C2'	1:AA:341:G:H5'	2.50	0.41
1:AA:633:A:C8	1:AA:633:A:H3'	2.56	0.41
1:AA:719:C:H2'	1:AA:720:C:H6	1.84	0.41
1:AA:945:A:O2'	1:AA:946:G:C4'	2.68	0.41
1:AA:994:C:H5''	1:AA:995:C:OP1	2.21	0.41
2:AB:35:U:H2'	2:AB:36:C:H6	1.85	0.41
2:AB:37:C:C5	2:AB:38:C:C4	3.09	0.41
5:AF:9:ILE:HA	5:AF:10:PRO:HD3	1.87	0.41
5:AF:24:LEU:CD2	5:AF:115:ALA:HA	2.50	0.41
5:AF:153:SER:H	5:AF:190:GLU:HG3	1.86	0.41
6:AG:115:ARG:O	6:AG:116:ASP:HB2	2.21	0.41
8:AK:118:LYS:HA	8:AK:118:LYS:HD2	1.65	0.41
9:AM:42:TRP:HA	9:AM:48:MET:HE3	1.99	0.41
11:AO:120:ALA:HB1	11:AO:138:LEU:CB	2.49	0.41
1:AA:2250:G:C2	12:AP:83:MET:HB2	2.56	0.41
21:AV:121:HIS:C	21:AV:123:ASP:N	2.71	0.41
21:AV:155:LEU:HA	21:AV:155:LEU:HD23	1.83	0.41
27:B5:41:PRO:HA	27:B5:42:PRO:HD3	1.97	0.41
29:B7:48:LYS:H	29:B7:48:LYS:HG3	1.77	0.41
1:BA:1140:C:C4'	1:BA:1143:A:N7	2.84	0.41
1:BA:1223:C:O2'	1:BA:1224:G:H5'	2.20	0.41
1:BA:1338:G:N3	1:BA:1393:A:H2	2.19	0.41
1:BA:1442:G:C2	1:BA:1550:C:O2	2.74	0.41
1:BA:1406:U:N3	1:BA:1597:A:C2	2.89	0.41
1:BA:1895:C:H2'	1:BA:1896:G:O4'	2.21	0.41
1:BA:1955:U:H2'	1:BA:1955:U:O2	2.20	0.41
1:BA:1932:A:H61	1:BA:1968:G:H1'	1.86	0.41
1:BA:1827:C:O2'	1:BA:1970:A:N3	2.37	0.41
1:BA:2064:C:H2'	1:BA:2065:C:C6	2.56	0.41
1:BA:2078:C:O2'	1:BA:2079:U:H5'	2.21	0.41
1:BA:2157:G:H2'	1:BA:2158:A:C8	2.51	0.41
1:BA:2273:A:H2'	1:BA:2274:A:C8	2.56	0.41

Continued on next page...

Continued from previous page...

Atom-1	Atom-2	Interatomic distance (Å)	Clash overlap (Å)
1:BA:2275:C:HO2'	12:BP:84:GLY:C	2.24	0.41
1:BA:2400:G:N2	1:BA:2417:C:C2	2.89	0.41
1:BA:2477:C:H1'	1:BA:2481:G:O6	2.21	0.41
1:BA:1983:C:H4'	1:BA:2606:C:H4'	2.03	0.41
1:BA:2691:C:H2'	1:BA:2692:C:H6	1.84	0.41
1:BA:321:G:H5'	5:BF:134:GLY:O	2.20	0.41
1:BA:448:U:C4	1:BA:583:G:H1'	2.56	0.41
1:BA:852:G:C6	1:BA:926:A:C6	3.08	0.41
2:BB:38:C:C4	2:BB:39:A:N7	2.89	0.41
2:BB:47:C:H2'	2:BB:48:A:H5'	2.03	0.41
2:BB:70:C:C2	2:BB:71:C:C6	3.09	0.41
3:BD:34:VAL:HG21	3:BD:103:ARG:HA	2.03	0.41
3:BD:210:GLY:O	3:BD:213:ARG:HB2	2.21	0.41
4:BE:36:ARG:HG2	4:BE:36:ARG:NH1	2.24	0.41
4:BE:2:LYS:HA	4:BE:84:PHE:CD2	2.56	0.41
5:BF:167:ALA:HA	5:BF:170:LEU:HD12	2.02	0.41
1:BA:1245:G:H5''	5:BF:34:TRP:HZ2	1.86	0.41
5:BF:9:ILE:O	5:BF:10:PRO:C	2.59	0.41
6:BG:113:ARG:HH21	43:DP:3:ARG:HH11	1.68	0.41
9:BM:96:GLU:O	9:BM:100:GLU:HG3	2.21	0.41
10:BN:111:PHE:CD2	10:BN:111:PHE:N	2.89	0.41
1:BA:908:C:OP1	12:BP:22:LYS:HB3	2.20	0.41
12:BP:27:VAL:HG11	12:BP:134:ARG:HB2	2.02	0.41
12:BP:64:ILE:HG12	12:BP:64:ILE:H	1.62	0.41
1:BA:2378:A:H5''	14:BQ:23:ARG:NH1	2.36	0.41
18:BS:59:VAL:HG13	18:BS:60:ASN:N	2.35	0.41
20:BU:13:VAL:HG21	20:BU:72:VAL:CB	2.24	0.41
21:BV:148:ASP:O	21:BV:149:SER:CB	2.69	0.41
23:BZ:72:GLU:O	23:BZ:76:ARG:HG2	2.21	0.41
31:CA:1131:G:OP2	31:CA:1131:G:H8	2.04	0.41
31:CA:1240:U:OP2	37:CJ:116:ALA:HB2	2.21	0.41
31:CA:1369:C:H2'	31:CA:1370:G:O4'	2.21	0.41
31:CA:255:G:O6	31:CA:266:G:O6	2.39	0.41
31:CA:491:G:H2'	31:CA:492:G:C8	2.55	0.41
31:CA:498:A:C4'	31:CA:500:G:OP1	2.64	0.41
31:CA:782:A:H4'	31:CA:1514:C:O2'	2.20	0.41
31:CA:822:C:O2'	31:CA:823:G:H5'	2.20	0.41
31:CA:892:A:H2'	31:CA:893:C:C6	2.55	0.41
52:CB:25:A:C6	52:CB:26:C:C4	3.09	0.41
52:CB:41:G:C5	52:CB:42:U:C5	3.08	0.41
53:CD:8:U:C5	53:CD:13:C:C4	3.08	0.41

Continued on next page...

Continued from previous page...

Atom-1	Atom-2	Interatomic distance (Å)	Clash overlap (Å)
32:CE:55:PHE:O	32:CE:58:ILE:N	2.53	0.41
34:CG:8:VAL:HG21	34:CG:115:ARG:NH2	2.36	0.41
38:CK:75:ARG:HB2	38:CK:75:ARG:HE	1.60	0.41
41:CN:80:VAL:HG13	41:CN:103:LEU:CD1	2.50	0.41
31:DA:1022:G:C2	31:DA:1023:G:H1'	2.56	0.41
31:DA:1215:G:C6	31:DA:1216:G:N7	2.89	0.41
31:DA:1235:U:H2'	31:DA:1236:A:O4'	2.21	0.41
31:DA:1238:A:N6	31:DA:1299:A:N6	2.69	0.41
31:DA:1245:A:C6	31:DA:1293:G:N1	2.88	0.41
31:DA:1251:A:H5''	39:DL:12:GLU:OE1	2.20	0.41
31:DA:1328:C:H2'	31:DA:1329:A:H5'	2.02	0.41
31:DA:1330:U:H5'	31:DA:1331:G:P	2.61	0.41
31:DA:1442:G:O6	31:DA:1446:A:N1	2.54	0.41
31:DA:338:A:C5	31:DA:339:C:C5	3.08	0.41
31:DA:428:G:O4'	31:DA:430:A:C8	2.74	0.41
52:DB:9:G:N3	52:DB:9:G:H5''	2.36	0.41
53:DC:20:G:C2	53:DC:58:A:C2	3.09	0.41
53:DC:44:A:H2'	53:DC:45:A:C8	2.56	0.41
53:DD:8:U:C5	53:DD:13:C:N4	2.89	0.41
32:DE:114:ARG:NH2	32:DE:117:GLU:OE1	2.54	0.41
33:DF:164:ARG:CG	33:DF:165:THR:N	2.84	0.41
33:DF:82:GLU:H	33:DF:85:ARG:HB2	1.86	0.41
35:DH:51:VAL:CB	35:DH:52:PRO:HD3	2.44	0.41
42:DO:79:GLU:HG3	42:DO:80:HIS:N	2.36	0.41
27:A5:38:ALA:HB3	27:A5:40:LYS:HE3	2.02	0.41
27:A5:51:TYR:O	27:A5:56:LYS:HE3	2.21	0.41
30:A8:26:LYS:CB	30:A8:44:LYS:HG3	2.49	0.41
1:AA:1069:A:C4'	1:AA:1070:A:O5'	2.69	0.41
1:AA:1388:G:HO2'	1:AA:1389:G:H5'	1.79	0.41
1:AA:1385:G:O6	1:AA:1403:C:C4	2.74	0.41
1:AA:1751:C:H2'	1:AA:1752:C:C6	2.52	0.41
1:AA:1833:U:C2	1:AA:1834:U:C6	3.08	0.41
1:AA:981:A:H1'	1:AA:2037:G:O4'	2.20	0.41
1:AA:2058:A:C6	1:AA:2059:A:N6	2.89	0.41
1:AA:2077:A:O2'	1:AA:2078:C:H5'	2.20	0.41
1:AA:2147:G:C8	1:AA:2147:G:H3'	2.56	0.41
1:AA:2295:C:H1'	1:AA:2338:G:N2	2.36	0.41
1:AA:2439:A:C5'	1:AA:2439:A:C8	3.01	0.41
1:AA:2442:C:H2'	1:AA:2443:C:C6	2.56	0.41
1:AA:2472:G:N2	1:AA:2477:C:C5'	2.84	0.41
1:AA:2540:C:H2'	1:AA:2541:A:O4'	2.20	0.41

Continued on next page...

Continued from previous page...

Atom-1	Atom-2	Interatomic distance (Å)	Clash overlap (Å)
1:AA:2584:U:O2	1:AA:2584:U:O4'	2.39	0.41
1:AA:2594:C:H2'	1:AA:2595:G:H8	1.85	0.41
1:AA:2616:C:O2	1:AA:2616:C:H2'	2.21	0.41
1:AA:2805:G:C6	1:AA:2807:G:C6	3.09	0.41
1:AA:2831:G:O4'	1:AA:2883:A:C2	2.74	0.41
1:AA:299:A:N6	1:AA:300:A:N1	2.69	0.41
1:AA:315:G:C6	1:AA:316:C:N3	2.88	0.41
1:AA:364:C:H5'	1:AA:364:C:H6	1.85	0.41
1:AA:540:G:H3'	1:AA:541:C:C6	2.52	0.41
1:AA:259:G:C2'	1:AA:621:A:O2'	2.68	0.41
1:AA:649:G:C5	1:AA:650:C:C4	3.09	0.41
1:AA:907:U:O2'	12:AP:101:ARG:NH2	2.42	0.41
1:AA:989:G:OP2	25:AX:11:SER:OG	2.31	0.41
2:AB:13:A:O2'	2:AB:14:U:H3'	2.19	0.41
3:AD:108:PRO:HG3	3:AD:143:HIS:HE1	1.78	0.41
3:AD:211:ARG:HD2	3:AD:214:TRP:CZ3	2.56	0.41
1:AA:2591:C:OP2	3:AD:238:GLY:O	2.39	0.41
3:AD:5:LYS:C	3:AD:6:PHE:CD1	2.94	0.41
3:AD:85:ASP:OD2	3:AD:88:ARG:NH1	2.46	0.41
5:AF:108:LYS:O	5:AF:112:MET:HG3	2.20	0.41
6:AG:40:ASN:HD22	6:AG:91:ARG:HB2	1.85	0.41
7:AH:87:LEU:HA	7:AH:87:LEU:HD23	1.81	0.41
8:AK:110:ASP:N	8:AK:130:TYR:OH	2.54	0.41
8:AK:88:ILE:HD11	8:AK:122:GLU:O	2.21	0.41
8:AK:33:ARG:O	8:AK:35:LEU:HD23	2.21	0.41
10:AN:64:ARG:HG2	10:AN:79:PHE:CG	2.56	0.41
11:AO:62:LEU:O	11:AO:62:LEU:HD23	2.21	0.41
12:AP:26:TYR:O	12:AP:26:TYR:CG	2.74	0.41
12:AP:52:VAL:HA	12:AP:55:VAL:HG22	2.02	0.41
14:AQ:10:ARG:HA	14:AQ:13:ARG:HB3	2.03	0.41
15:AR:108:ARG:HA	15:AR:111:ARG:HH21	1.86	0.41
4:AE:14:ILE:CD1	15:AR:14:TYR:OH	2.67	0.41
18:AS:19:LEU:HA	18:AS:19:LEU:HD12	1.80	0.41
19:AT:26:TYR:HB3	19:AT:92:LEU:HD12	2.02	0.41
20:AU:5:MET:HE3	20:AU:32:PRO:HA	2.03	0.41
20:AU:81:LYS:CE	20:AU:96:ILE:HD12	2.51	0.41
20:AU:9:LYS:HA	20:AU:27:VAL:CG2	2.51	0.41
23:AZ:83:GLU:CD	23:AZ:85:LEU:HB2	2.40	0.41
16:B1:79:PHE:C	16:B1:79:PHE:CD2	2.94	0.41
22:B3:45:PHE:HE2	22:B3:69:PHE:HE2	1.69	0.41
28:B6:36:LEU:HA	28:B6:49:HIS:O	2.21	0.41

Continued on next page...

Continued from previous page...

Atom-1	Atom-2	Interatomic distance (Å)	Clash overlap (Å)
28:B6:44:ARG:C	28:B6:45:LYS:CD	2.79	0.41
1:BA:1105:U:C2'	1:BA:1106:G:H5'	2.51	0.41
1:BA:1392:A:C6	1:BA:1393:A:C6	3.08	0.41
1:BA:1827:C:H2'	1:BA:1828:G:H5'	2.02	0.41
1:BA:1887:C:H3'	1:BA:1888:G:H5''	2.02	0.41
1:BA:2110:G:HO2'	1:BA:2120:G:P	2.44	0.41
1:BA:2121:G:H2'	1:BA:2122:U:C6	2.55	0.41
1:BA:2187:G:C6	1:BA:2188:C:N3	2.89	0.41
1:BA:2212:A:H1'	1:BA:2215:G:C4	2.56	0.41
1:BA:921:G:H4'	1:BA:2269:A:C5	2.56	0.41
1:BA:249:C:H4'	1:BA:250:G:O5'	2.21	0.41
1:BA:2689:U:C5'	1:BA:2690:C:H5'	2.50	0.41
1:BA:2747:G:C6	1:BA:2754:U:C5	3.09	0.41
1:BA:2766:G:H5''	1:BA:2767:C:OP2	2.21	0.41
1:BA:2811:G:N2	1:BA:2891:G:H1'	2.36	0.41
1:BA:2884:U:C2'	1:BA:2885:C:H5'	2.50	0.41
1:BA:532:A:C8	1:BA:2021:C:C6	3.08	0.41
1:BA:566:U:H2'	1:BA:567:A:O4'	2.20	0.41
1:BA:571:A:H5'	1:BA:2030:A:N7	2.36	0.41
1:BA:84:A:N1	1:BA:98:G:O2'	2.48	0.41
1:BA:978:G:C2	1:BA:986:C:C2	3.08	0.41
1:BA:997:G:C2'	1:BA:998:C:H5'	2.51	0.41
2:BB:49:C:H2'	2:BB:50:G:C8	2.56	0.41
3:BD:85:ASP:HB2	3:BD:92:ILE:HD13	2.02	0.41
1:BA:2572:A:N7	4:BE:145:LYS:HB2	2.36	0.41
4:BE:55:ASN:HB3	4:BE:72:VAL:O	2.21	0.41
5:BF:82:ILE:HD12	5:BF:82:ILE:N	2.35	0.41
6:BG:7:LEU:HD12	6:BG:104:GLU:HA	2.02	0.41
6:BG:106:LEU:O	6:BG:110:ALA:HB3	2.20	0.41
7:BH:137:ASP:OD2	7:BH:140:LYS:HG3	2.21	0.41
1:BA:1244:G:H4'	11:BO:7:ARG:HA	2.03	0.41
12:BP:11:LYS:HD3	12:BP:87:LYS:CG	2.42	0.41
12:BP:12:GLN:HE21	12:BP:73:PRO:CD	2.33	0.41
14:BQ:27:SER:HA	14:BQ:88:ASP:CG	2.36	0.41
19:BT:55:ASN:O	19:BT:79:ALA:HA	2.20	0.41
25:BX:23:LEU:HD23	25:BX:28:LEU:HD12	2.03	0.41
31:CA:1098:C:N3	31:CA:1099:G:C8	2.89	0.41
31:CA:1154:G:H2'	31:CA:1155:G:O4'	2.21	0.41
31:CA:506:G:H2'	31:CA:507:C:O4'	2.20	0.41
31:CA:595:G:H1'	31:CA:596:C:H5	1.86	0.41
31:CA:711:G:C2'	31:CA:712:A:H5'	2.51	0.41

Continued on next page...

Continued from previous page...

Atom-1	Atom-2	Interatomic distance (Å)	Clash overlap (Å)
31:CA:745:C:OP1	31:CA:851:G:O2'	2.39	0.41
32:CE:19:HIS:HD2	32:CE:20:GLU:CD	2.24	0.41
37:CJ:5:ARG:CG	37:CJ:7:ALA:H	2.30	0.41
41:CN:34:ASP:HB2	41:CN:35:PRO:HD2	2.02	0.41
42:CO:31:ARG:HG3	42:CO:32:GLY:N	2.36	0.41
45:CR:66:LEU:HA	45:CR:66:LEU:HD12	1.66	0.41
49:CV:41:VAL:CG2	49:CV:67:VAL:HA	2.51	0.41
50:CW:35:THR:O	50:CW:38:LYS:HB2	2.21	0.41
31:DA:1036:G:H5'	31:DA:1037:C:OP2	2.21	0.41
31:DA:1058:G:C6	31:DA:1059:C:N3	2.89	0.41
31:DA:1093:A:C5	31:DA:1095:U:O4'	2.74	0.41
31:DA:116:A:OP2	31:DA:116:A:C8	2.74	0.41
31:DA:1226:C:H4'	49:DV:80:TYR:CZ	2.55	0.41
31:DA:1237:C:O2'	31:DA:1300:G:N2	2.49	0.41
31:DA:1363:A:H1'	31:DA:1365:G:N7	2.35	0.41
31:DA:1449:C:H2'	31:DA:1450:U:OP1	2.21	0.41
31:DA:301:G:H2'	31:DA:302:G:H8	1.85	0.41
31:DA:731:G:H5'	31:DA:766:A:H4'	2.01	0.41
31:DA:740:U:O3'	45:DR:39:LEU:HD23	2.21	0.41
31:DA:937:A:H1'	31:DA:1379:G:H22	1.85	0.41
32:DE:178:ARG:HH22	32:DE:196:LEU:C	2.24	0.41
33:DF:73:PRO:HA	33:DF:76:VAL:HG13	2.03	0.41
35:DH:32:VAL:HB	35:DH:58:ALA:HB1	2.02	0.41
36:DI:10:LEU:CD1	36:DI:61:LEU:HD13	2.51	0.41
36:DI:63:TYR:CD2	36:DI:63:TYR:N	2.88	0.41
36:DI:9:VAL:HA	36:DI:59:TYR:O	2.21	0.41
38:DK:119:LEU:HD12	38:DK:124:ALA:HA	2.02	0.41
38:DK:39:LEU:HB3	38:DK:45:ILE:HD11	2.03	0.41
39:DL:49:PRO:O	39:DL:53:VAL:HG22	2.21	0.41
39:DL:95:LYS:C	39:DL:98:PRO:HD2	2.41	0.41
48:DU:45:SER:OG	48:DU:46:GLU:N	2.54	0.41
50:DW:29:LYS:O	50:DW:33:ILE:HG12	2.21	0.41
51:DX:25:LYS:C	51:DX:25:LYS:HD3	2.41	0.41
1:AA:2820:A:O3'	13:A0:3:HIS:CE1	2.74	0.41
16:A1:90:VAL:O	16:A1:91:ASP:C	2.59	0.41
1:AA:1161:C:H4'	17:A2:8:GLY:HA2	2.02	0.41
6:AG:6:ALA:HB3	26:A4:23:GLU:HG3	2.03	0.41
1:AA:1277:G:H2'	1:AA:1278:A:O4'	2.20	0.41
1:AA:1357:U:C4	1:AA:1358:G:C5	3.08	0.41
1:AA:1536:A:C2'	1:AA:1537:C:OP1	2.69	0.41
1:AA:1782:C:H2'	1:AA:2608:G:O2'	2.21	0.41

Continued on next page...

Continued from previous page...

Atom-1	Atom-2	Interatomic distance (Å)	Clash overlap (Å)
1:AA:1869:G:N2	1:AA:1872:A:OP2	2.50	0.41
1:AA:1904:G:C2'	1:AA:1905:C:O5'	2.69	0.41
1:AA:2309:A:N7	1:AA:2310:A:N7	2.64	0.41
1:AA:270(D):C:C2	1:AA:270(W):G:C2	3.09	0.41
1:AA:2772:C:C2	1:AA:2773:C:C5	3.09	0.41
1:AA:2829:C:C3'	1:AA:2830:G:H5''	2.50	0.41
1:AA:690:G:H2'	1:AA:691:C:O4'	2.21	0.41
1:AA:893:C:N4	1:AA:894:C:N4	2.69	0.41
1:AA:917:A:H2'	1:AA:918:A:H5'	2.03	0.41
1:AA:953:A:C2	1:AA:954:G:C8	3.09	0.41
3:AD:44:ASN:HB3	3:AD:49:ILE:HA	2.02	0.41
4:AE:35:GLN:HB3	4:AE:48:GLN:HB2	2.02	0.41
4:AE:92:THR:O	4:AE:95:ILE:CG1	2.68	0.41
6:AG:161:THR:HG22	6:AG:162:THR:N	2.35	0.41
8:AK:73:GLU:HG3	8:AK:137:PRO:HG2	2.03	0.41
9:AM:115:ARG:O	9:AM:116:LEU:C	2.60	0.41
14:AQ:48:LEU:HD23	14:AQ:82:ILE:HD11	2.01	0.41
14:AQ:62:LYS:HG2	14:AQ:62:LYS:H	1.61	0.41
15:AR:113:LYS:HD2	15:AR:113:LYS:HA	1.87	0.41
15:AR:22:PHE:HD1	15:AR:49:VAL:HG11	1.85	0.41
21:AV:132:ASN:OD1	21:AV:160:GLY:HA2	2.21	0.41
22:B3:68:GLU:OE1	22:B3:82:ARG:HG3	2.21	0.41
28:B6:31:PRO:HB2	28:B6:33:LYS:CB	2.50	0.41
1:BA:1041:C:H2'	1:BA:1042:G:H8	1.86	0.41
1:BA:1084:A:H5''	1:BA:1085:A:P	2.61	0.41
1:BA:1098:A:H8	1:BA:1098:A:O5'	2.04	0.41
1:BA:1301:A:C8	1:BA:1303:G:C8	3.08	0.41
1:BA:1385:G:HO2'	1:BA:1396:U:H6	1.65	0.41
1:BA:1619:G:H2'	1:BA:1619:G:N3	2.35	0.41
1:BA:1841:U:H2'	1:BA:1842:G:H8	1.84	0.41
1:BA:2115:G:H1'	1:BA:2171:A:C6	2.56	0.41
1:BA:2270:G:O6	1:BA:2271:G:C2	2.74	0.41
1:BA:2304:G:O2'	1:BA:2305:A:O5'	2.38	0.41
1:BA:2472:G:N1	1:BA:2477:C:OP1	2.53	0.41
1:BA:2657:A:C2	1:BA:2665:A:C8	3.09	0.41
1:BA:2702:U:H4'	1:BA:2703:C:OP1	2.20	0.41
1:BA:30:G:C5	1:BA:31:C:C4	3.08	0.41
1:BA:329:G:C4'	1:BA:330:A:OP2	2.69	0.41
1:BA:48:G:C6	1:BA:178:G:O6	2.74	0.41
1:BA:875:G:N2	1:BA:903:C:C2	2.89	0.41
1:BA:89:G:H3'	1:BA:90:U:C5'	2.50	0.41

Continued on next page...

Continued from previous page...

Atom-1	Atom-2	Interatomic distance (Å)	Clash overlap (Å)
1:BA:900:A:C4	1:BA:901:A:C8	3.09	0.41
1:BA:847:U:O4	1:BA:933:A:C6	2.73	0.41
3:BD:70:TRP:O	3:BD:73:VAL:HG23	2.21	0.41
5:BF:8:GLN:HA	5:BF:15:SER:HA	2.02	0.41
5:BF:3:GLU:HA	5:BF:24:LEU:CD2	2.48	0.41
6:BG:119:GLY:HA3	6:BG:181:ARG:N	2.35	0.41
6:BG:59:GLU:OE1	6:BG:153:ARG:NH2	2.44	0.41
7:BH:152:ARG:C	7:BH:154:PRO:HD3	2.42	0.41
11:BO:71:VAL:N	11:BO:72:PRO:CD	2.84	0.41
15:BR:118:ARG:NH1	31:DA:1446:A:C6	2.89	0.41
20:BU:35:TYR:CE1	20:BU:69:ALA:HB3	2.56	0.41
21:BV:67:LEU:HA	21:BV:68:PRO:HD2	1.99	0.41
31:CA:1004:A:N9	31:CA:1025:U:O2	2.54	0.41
31:CA:1006:C:O2'	31:CA:1007:C:H5'	2.21	0.41
31:CA:1004:A:N9	31:CA:1025:U:C2	2.89	0.41
31:CA:1070:U:H2'	31:CA:1071:C:C6	2.56	0.41
31:CA:1275:A:N6	31:CA:1276:G:C6	2.89	0.41
31:CA:1306:A:N1	31:CA:1307:U:C2	2.88	0.41
31:CA:130:A:O2'	31:CA:131:C:O5'	2.27	0.41
31:CA:66:G:H22	31:CA:172:A:H2	1.68	0.41
31:CA:185:A:H2'	31:CA:186:C:C6	2.56	0.41
31:CA:300:A:H2'	31:CA:301:G:O4'	2.21	0.41
31:CA:401:C:H2'	31:CA:402:G:O4'	2.21	0.41
31:CA:411:A:C5	31:CA:429:U:C5	3.09	0.41
31:CA:509:A:H4'	31:CA:510:A:OP1	2.21	0.41
31:CA:565:U:H3'	31:CA:566:G:H2'	2.02	0.41
31:CA:825:G:C5	31:CA:826:C:C5	3.09	0.41
53:CC:17:C:O2	53:CC:18:C:C4	2.74	0.41
32:CE:32:ILE:HD11	32:CE:40:HIS:CB	2.32	0.41
33:CF:141:VAL:HG11	33:CF:202:ILE:HD13	2.03	0.41
34:CG:15:GLU:OE1	34:CG:66:ARG:NH1	2.53	0.41
36:CI:52:ILE:HD13	36:CI:87:ARG:HG3	2.02	0.41
39:CL:116:LYS:HA	39:CL:123:PRO:HD3	2.03	0.41
31:CA:1249:C:O2'	39:CL:73:GLN:OE1	2.35	0.41
40:CM:90:LEU:N	40:CM:91:PRO:CD	2.84	0.41
31:CA:390:C:H4'	46:CS:28:ARG:HH21	1.86	0.41
31:DA:1023:G:N1	31:DA:1024:G:C8	2.89	0.41
31:DA:1126:U:C1'	31:DA:1127:G:P	3.09	0.41
31:DA:1151:A:N6	31:DA:1152:A:N6	2.69	0.41
31:DA:1315:U:O4	31:DA:1316:G:C2	2.74	0.41
31:DA:1325:C:OP1	51:DX:15:ARG:HD2	2.21	0.41

Continued on next page...

Continued from previous page...

Atom-1	Atom-2	Interatomic distance (Å)	Clash overlap (Å)
31:DA:1360:A:O2'	31:DA:1361:G:H5'	2.20	0.41
31:DA:300:A:O5'	31:DA:300:A:H8	2.04	0.41
31:DA:41:G:H2'	31:DA:42:G:H8	1.84	0.41
31:DA:467:G:C6	31:DA:468:A:C5	3.09	0.41
31:DA:629:G:C4	31:DA:630:G:C8	3.08	0.41
31:DA:721:G:H4'	31:DA:722:A:O5'	2.21	0.41
53:DC:30:G:C4	53:DC:31:G:C8	3.09	0.41
32:DE:21:ARG:HB3	32:DE:39:ILE:H	1.86	0.41
32:DE:223:ILE:HG23	32:DE:227:GLY:O	2.21	0.41
33:DF:164:ARG:CG	33:DF:165:THR:H	2.33	0.41
33:DF:16:ARG:CA	33:DF:16:ARG:HH11	2.33	0.41
33:DF:16:ARG:HG3	33:DF:17:ASP:O	2.21	0.41
31:DA:1190:G:H3'	33:DF:3:ASN:HD22	1.86	0.41
36:DI:44:GLY:HA2	36:DI:59:TYR:CE1	2.56	0.41
39:DL:8:GLY:HA3	39:DL:79:LEU:HB3	2.02	0.41
42:DO:47:LYS:HB3	42:DO:48:PRO:CD	2.43	0.41
46:DS:18:ARG:HD3	46:DS:35:LYS:HE3	2.02	0.41
50:DW:67:ALA:O	50:DW:73:HIS:CG	2.74	0.41
16:A1:30:LYS:HD3	16:A1:30:LYS:HA	1.81	0.40
26:A4:10:VAL:CG2	26:A4:11:PRO:HD2	2.44	0.40
26:A4:37:SER:HB3	26:A4:42:PHE:HD1	1.85	0.40
28:A6:51:GLU:HG2	28:A6:52:VAL:N	2.36	0.40
1:AA:1087:G:C2	1:AA:1089:G:O2'	2.73	0.40
1:AA:1175:U:H4'	1:AA:1176:G:OP1	2.21	0.40
1:AA:1181:C:O2'	1:AA:1182:A:H5'	2.20	0.40
1:AA:128:C:H2'	1:AA:129:C:C6	2.56	0.40
1:AA:1337:G:H2'	1:AA:1338:G:C8	2.54	0.40
1:AA:1518:C:O2'	1:AA:1519:G:H5'	2.21	0.40
1:AA:1799:G:H5'	1:AA:1819:A:H61	1.86	0.40
1:AA:1863:G:H2'	1:AA:1864:U:O4'	2.22	0.40
1:AA:236:C:H2'	1:AA:237:C:H6	1.84	0.40
1:AA:2469:A:C5	1:AA:2470:G:H1'	2.56	0.40
1:AA:2512:C:H2'	1:AA:2513:G:O4'	2.20	0.40
1:AA:2555:U:C5	1:AA:2556:C:C6	3.09	0.40
1:AA:270(G):C:H2'	1:AA:270(H):C:H6	1.86	0.40
1:AA:2839:G:C5'	13:A0:46:GLY:HA2	2.52	0.40
1:AA:350:U:H2'	1:AA:351:G:O4'	2.21	0.40
1:AA:515:A:H2	1:AA:1260:G:N3	2.19	0.40
1:AA:861:A:H2'	1:AA:862:G:H5'	2.02	0.40
1:AA:862:G:H2'	1:AA:863:A:O4'	2.20	0.40
1:AA:878:A:C2	1:AA:879:G:C4	3.09	0.40

Continued on next page...

Continued from previous page...

Atom-1	Atom-2	Interatomic distance (Å)	Clash overlap (Å)
1:AA:950:G:C6	1:AA:951:C:C4	3.09	0.40
2:AB:42:C:O2'	6:AG:67:LYS:HE3	2.21	0.40
2:AB:88:C:H2'	2:AB:89:G:C1'	2.51	0.40
3:AD:35:LYS:CA	3:AD:64:ILE:CG2	2.99	0.40
3:AD:65:ILE:CG1	3:AD:67:PHE:CZ	3.03	0.40
6:AG:44:GLY:C	6:AG:46:ALA:H	2.25	0.40
8:AK:103:ARG:H	8:AK:103:ARG:HD2	1.86	0.40
9:AM:103:VAL:O	9:AM:106:MET:N	2.50	0.40
1:AA:558:G:OP1	9:AM:111:PRO:HD2	2.21	0.40
9:AM:46:VAL:O	9:AM:47:ALA:CB	2.69	0.40
10:AN:22:ILE:N	10:AN:40:VAL:O	2.49	0.40
11:AO:39:LYS:CA	11:AO:45:LEU:HD22	2.51	0.40
11:AO:60:MET:O	11:AO:60:MET:HG3	2.21	0.40
15:AR:124:ASP:O	15:AR:125:ARG:C	2.58	0.40
20:AU:96:ILE:CG2	20:AU:101:LYS:HG2	2.40	0.40
20:AU:81:LYS:NZ	20:AU:96:ILE:CD1	2.74	0.40
16:B1:71:GLN:HA	16:B1:71:GLN:NE2	2.36	0.40
16:B1:90:VAL:HG11	17:B2:40:LEU:HD13	2.01	0.40
26:B4:29:PRO:C	26:B4:30:GLU:HG3	2.40	0.40
30:B8:37:SER:O	30:B8:38:GLY:C	2.59	0.40
1:BA:1207:C:H2'	1:BA:1208:C:C6	2.56	0.40
1:BA:1300:U:C4'	1:BA:1301:A:OP2	2.68	0.40
1:BA:142:G:H1'	19:BT:37:THR:HG22	2.02	0.40
1:BA:1750:G:H2'	1:BA:1751:C:H6	1.86	0.40
1:BA:2228:G:OP1	3:BD:261:LYS:NZ	2.52	0.40
1:BA:2286:A:H5'	28:B6:28:ARG:NE	2.35	0.40
1:BA:2564:A:C6	1:BA:2565:A:N1	2.89	0.40
1:BA:2754:U:H6	1:BA:2754:U:H5''	1.86	0.40
1:BA:292:C:C2'	1:BA:293:U:H5'	2.51	0.40
1:BA:78:A:C6	1:BA:79:G:C6	3.09	0.40
1:BA:856:C:O2'	1:BA:857:C:P	2.79	0.40
1:BA:866:A:N6	1:BA:914:C:C5	2.89	0.40
1:BA:945:A:N1	1:BA:2448:A:C4	2.89	0.40
4:BE:134:ILE:C	4:BE:134:ILE:CD1	2.89	0.40
4:BE:44:TYR:CG	4:BE:45:THR:N	2.89	0.40
4:BE:70:ALA:O	4:BE:72:VAL:HG23	2.21	0.40
8:BK:2:LYS:O	8:BK:3:VAL:HG13	2.21	0.40
10:BN:98:VAL:HG22	10:BN:118:ALA:HA	2.03	0.40
11:BO:21:ARG:HE	11:BO:21:ARG:CA	2.34	0.40
11:BO:62:LEU:O	11:BO:62:LEU:HD23	2.21	0.40
1:BA:2377:A:H4'	14:BQ:111:GLU:O	2.21	0.40

Continued on next page...

Continued from previous page...

Atom-1	Atom-2	Interatomic distance (Å)	Clash overlap (Å)
14:BQ:48:LEU:O	14:BQ:49:VAL:HG23	2.21	0.40
4:BE:13:ARG:O	15:BR:57:PHE:HE1	2.04	0.40
15:BR:90:GLN:HG3	15:BR:91:ARG:N	2.36	0.40
20:BU:48:ALA:HB3	20:BU:59:GLY:HA2	2.03	0.40
20:BU:61:ILE:CG2	20:BU:62:GLU:H	2.31	0.40
24:BW:53:LEU:O	24:BW:56:GLN:HB2	2.20	0.40
24:BW:64:LEU:O	24:BW:64:LEU:HD23	2.21	0.40
31:CA:1003:G:N2	31:CA:1004:A:O2'	2.53	0.40
31:CA:1164:G:N3	31:CA:1173:G:C2	2.90	0.40
31:CA:194:C:O3'	50:CW:68:LYS:HD3	2.21	0.40
31:CA:956:U:O2'	31:CA:957:U:H5'	2.21	0.40
31:CA:973:G:OP1	40:CM:57:LYS:HD3	2.21	0.40
52:CB:29:U:H2'	52:CB:30:A:C8	2.57	0.40
52:CB:7:G:O6	52:CB:60:A:N6	2.54	0.40
32:CE:19:HIS:HD2	32:CE:20:GLU:OE2	2.04	0.40
32:CE:76:GLN:HB3	32:CE:211:ILE:CD1	2.50	0.40
33:CF:44:GLU:OE1	33:CF:44:GLU:HA	2.20	0.40
40:CM:54:PHE:CD2	40:CM:55:LYS:NZ	2.89	0.40
41:CN:115:PRO:C	41:CN:117:ASN:H	2.25	0.40
31:CA:880:C:P	42:CO:5:ASN:HD22	2.44	0.40
49:CV:51:VAL:O	49:CV:58:VAL:N	2.44	0.40
49:CV:63:THR:O	49:CV:66:MET:HG3	2.21	0.40
31:DA:373:A:H2'	31:DA:374:A:H8	1.84	0.40
31:DA:406:G:C2	31:DA:407:G:C8	3.09	0.40
31:DA:458:C:N4	31:DA:475:G:N1	2.70	0.40
31:DA:719:C:C5	31:DA:720:C:C4	3.08	0.40
31:DA:836:G:C6	31:DA:851:G:C6	3.09	0.40
31:DA:853:G:C4	31:DA:854:G:C8	3.09	0.40
52:DB:15:A:N1	52:DB:70:G:C4	2.88	0.40
53:DC:38:A:H2'	53:DC:39:A:O4'	2.20	0.40
53:DD:12:G:C5	53:DD:13:C:C2	3.09	0.40
53:DD:8:U:C5	53:DD:13:C:C4	3.09	0.40
32:DE:53:ARG:NH1	32:DE:199:TYR:CD2	2.89	0.40
32:DE:97:TRP:CE3	32:DE:98:LEU:O	2.74	0.40
33:DF:15:THR:HG22	33:DF:16:ARG:N	2.36	0.40
34:DG:62:GLN:O	34:DG:66:ARG:HD2	2.21	0.40
34:DG:88:VAL:HG13	35:DH:97:GLY:CA	2.51	0.40
39:DL:10:ARG:HD2	39:DL:105:ASP:CB	2.45	0.40
41:DN:105:VAL:O	41:DN:105:VAL:CG2	2.69	0.40
49:DV:28:LYS:HE3	49:DV:29:ARG:O	2.21	0.40
31:DA:1014:A:C2	49:DV:34:TRP:CD2	3.09	0.40

Continued on next page...

Continued from previous page...

Atom-1	Atom-2	Interatomic distance (Å)	Clash overlap (Å)
49:DV:48:THR:OG1	49:DV:48:THR:O	2.38	0.40
13:A0:101:ALA:HA	27:A5:44:THR:HG21	2.02	0.40
22:A3:49:LYS:HB2	22:A3:80:HIS:HB3	2.03	0.40
26:A4:63:TYR:O	26:A4:66:SER:N	2.55	0.40
1:AA:1057:A:H4'	1:AA:1057:A:OP1	2.21	0.40
1:AA:1060:U:N1	1:AA:1062:G:H5'	2.36	0.40
1:AA:1751:C:C2	1:AA:1752:C:C5	3.09	0.40
1:AA:1786:A:C4	1:AA:1938:A:C6	3.09	0.40
1:AA:1829:A:N3	3:AD:15:PHE:CE1	2.90	0.40
1:AA:182:A:H2'	1:AA:183:C:O4'	2.21	0.40
1:AA:1891:G:H2'	1:AA:1892:C:O4'	2.21	0.40
1:AA:1912:A:N1	31:CA:1407:C:O2'	2.39	0.40
1:AA:1980:G:C2	1:AA:1982:C:C4	3.10	0.40
1:AA:2018:G:H2'	1:AA:2019:A:C8	2.55	0.40
1:AA:2061:G:OP1	5:AF:68:LYS:NZ	2.50	0.40
1:AA:2115:G:N2	1:AA:2172:U:H3	2.19	0.40
1:AA:2149:G:C6	1:AA:2150:U:C2	3.09	0.40
1:AA:2109:U:O2	1:AA:2181:G:C2	2.75	0.40
1:AA:2309:A:C2	1:AA:2310:A:C8	3.08	0.40
1:AA:2393:A:H2'	1:AA:2394:C:O4'	2.21	0.40
1:AA:2482:G:C4	1:AA:2483:C:C6	3.09	0.40
1:AA:1462:C:H4'	1:AA:2703:C:O4'	2.21	0.40
1:AA:270(L):U:O2	1:AA:270(L):U:C2'	2.69	0.40
1:AA:2712:U:O2'	1:AA:2712(A):A:OP2	2.34	0.40
1:AA:292:C:O2'	1:AA:293:U:H5'	2.21	0.40
1:AA:465:G:H2'	1:AA:466:A:C8	2.55	0.40
1:AA:552:G:C5	1:AA:553:U:C5	3.09	0.40
1:AA:618:G:H2'	1:AA:618(A):C:H6	1.85	0.40
1:AA:8:A:H2'	1:AA:9:U:O4'	2.21	0.40
3:AD:35:LYS:HZ3	3:AD:104:TYR:CB	2.25	0.40
1:AA:2053:G:H5'	4:AE:144:ARG:O	2.21	0.40
5:AF:170:LEU:CB	5:AF:173:VAL:HG23	2.51	0.40
6:AG:139:LEU:HD21	6:AG:146:TYR:HA	2.02	0.40
6:AG:45:GLU:HG2	6:AG:45:GLU:H	1.36	0.40
9:AM:62:VAL:HG22	9:AM:66:LYS:HD2	2.00	0.40
19:AT:31:HIS:HA	19:AT:32:PRO:HD3	1.85	0.40
21:AV:105:VAL:HG11	21:AV:138:GLU:OE1	2.22	0.40
23:AZ:20:ARG:HB3	23:AZ:32:LYS:HD2	2.03	0.40
16:B1:111:GLU:C	16:B1:113:ALA:N	2.74	0.40
16:B1:50:ARG:CB	16:B1:50:ARG:HH21	2.34	0.40
17:B2:62:LEU:HD12	17:B2:62:LEU:HA	1.80	0.40

Continued on next page...

Continued from previous page...

Atom-1	Atom-2	Interatomic distance (Å)	Clash overlap (Å)
1:BA:2271:G:H5''	22:B3:20:ARG:NE	2.37	0.40
26:B4:56:VAL:HG22	26:B4:57:GLU:N	2.32	0.40
29:B7:29:LYS:HD2	29:B7:32:LYS:HE3	2.02	0.40
1:BA:330:A:C2	1:BA:1210:A:O2'	2.58	0.40
1:BA:1465:G:C4	1:BA:1466:G:C8	3.09	0.40
1:BA:1270:C:O2'	1:BA:1648:C:OP2	2.33	0.40
1:BA:1755:A:OP2	15:BR:113:LYS:NZ	2.48	0.40
1:BA:2014:A:H2'	1:BA:2015:A:C8	2.56	0.40
1:BA:225:A:N6	1:BA:226:G:N1	2.69	0.40
1:BA:2364:C:C2'	1:BA:2365:G:H5'	2.51	0.40
1:BA:2401:U:H2'	1:BA:2402:C:H5''	2.03	0.40
1:BA:2517:C:C2	1:BA:2542:A:C6	3.09	0.40
1:BA:1782:C:H1'	1:BA:2609:U:H5''	2.03	0.40
1:BA:270(G):C:O2	1:BA:270(T):G:N2	2.54	0.40
1:BA:271(A):C:H1'	1:BA:272:G:H1'	2.02	0.40
1:BA:273(E):U:C2'	1:BA:273(F):C:H5'	2.51	0.40
1:BA:2762:G:H5'	1:BA:2763:G:OP2	2.20	0.40
1:BA:2816:C:O2	1:BA:2883:A:O2'	2.38	0.40
1:BA:529:A:C2'	1:BA:529:A:N3	2.85	0.40
1:BA:619:G:H5''	1:BA:620:G:OP2	2.21	0.40
2:BB:4:C:N3	2:BB:117:G:N2	2.69	0.40
2:BB:23:G:C2	2:BB:24:G:O6	2.74	0.40
2:BB:46:A:H2'	2:BB:47:C:C6	2.55	0.40
4:BE:134:ILE:O	4:BE:135:HIS:C	2.60	0.40
6:BG:33:ARG:HB2	6:BG:162:THR:HG21	2.03	0.40
8:BK:107:VAL:HG13	8:BK:108:THR:N	2.36	0.40
8:BK:129:THR:HA	8:BK:137:PRO:HA	2.04	0.40
9:BM:91:LEU:O	9:BM:95:PRO:HB3	2.22	0.40
10:BN:31:LYS:HB3	10:BN:32:TYR:CD1	2.56	0.40
11:BO:90:ARG:HG3	11:BO:91:PHE:H	1.86	0.40
12:BP:32:TYR:HA	12:BP:132:VAL:O	2.21	0.40
18:BS:20:VAL:O	18:BS:23:LEU:N	2.43	0.40
18:BS:88:ARG:HB2	18:BS:93:ALA:H	1.86	0.40
20:BU:46:LYS:HB2	20:BU:61:ILE:O	2.22	0.40
21:BV:155:LEU:HD23	21:BV:155:LEU:HA	1.72	0.40
31:CA:1009:G:C4	31:CA:1010:G:C8	3.09	0.40
31:CA:104:G:N1	31:CA:105:G:C5	2.89	0.40
31:CA:1237:C:C4'	31:CA:1334:G:N2	2.84	0.40
31:CA:1374:A:C2'	31:CA:1375:A:H5'	2.51	0.40
31:CA:142:G:O6	31:CA:143:A:N6	2.55	0.40
31:CA:277:C:H5''	47:CT:68:ARG:NH2	2.36	0.40

Continued on next page...

Continued from previous page...

Atom-1	Atom-2	Interatomic distance (Å)	Clash overlap (Å)
31:CA:329:A:C6	31:CA:332:G:C2	3.09	0.40
31:CA:354:G:N3	31:CA:354:G:H2'	2.37	0.40
31:CA:421:U:O2'	31:CA:423:G:O6	2.28	0.40
31:CA:500:G:N2	31:CA:546:G:H1'	2.35	0.40
31:CA:401:C:O2'	31:CA:621:A:N3	2.49	0.40
31:CA:621:A:C2'	31:CA:622:A:H5'	2.51	0.40
31:CA:654:G:C2	31:CA:753:A:C4	3.09	0.40
31:CA:698:G:C6	31:CA:699:C:C4	3.09	0.40
31:CA:913:A:O2'	31:CA:914:A:OP2	2.30	0.40
33:CF:70:VAL:O	33:CF:106:VAL:N	2.51	0.40
34:CG:157:LEU:O	34:CG:161:ASN:OD1	2.40	0.40
34:CG:209:ARG:HA	34:CG:209:ARG:HE	1.86	0.40
35:CH:146:ALA:C	35:CH:148:VAL:N	2.75	0.40
36:CI:63:TYR:N	36:CI:63:TYR:HD2	2.18	0.40
37:CJ:45:ASP:O	37:CJ:49:ILE:HG12	2.22	0.40
38:CK:49:GLU:HG2	38:CK:62:TYR:HE2	1.85	0.40
39:CL:114:TYR:HE1	40:CM:60:ARG:O	2.03	0.40
40:CM:62:HIS:CD2	40:CM:62:HIS:H	2.40	0.40
43:CP:3:ARG:HH11	43:CP:7:VAL:CG2	2.33	0.40
44:CQ:58:LYS:HB3	44:CQ:58:LYS:NZ	2.36	0.40
47:CT:11:VAL:HG12	47:CT:85:VAL:HG22	2.03	0.40
50:CW:89:ARG:HD2	50:CW:104:LEU:HD21	2.03	0.40
31:DA:1052:U:H2'	31:DA:1055:A:OP1	2.21	0.40
31:DA:1162:C:C2	31:DA:1175:G:N2	2.90	0.40
31:DA:262:A:N6	31:DA:263:A:N6	2.69	0.40
31:DA:613:C:C6	31:DA:613:C:H3'	2.56	0.40
31:DA:754:C:P	45:DR:72:ARG:HH22	2.44	0.40
31:DA:768:A:C4	31:DA:769:G:C8	3.10	0.40
31:DA:792:A:H1'	31:DA:794:A:N7	2.37	0.40
31:DA:828:A:N6	31:DA:858:G:C2'	2.82	0.40
31:DA:838:G:C2	31:DA:849:C:N3	2.89	0.40
53:DC:64:G:H2'	53:DC:65:G:H8	1.86	0.40
1:BA:2450:A:O2'	53:DC:77:A:N1	2.51	0.40
33:DF:173:VAL:N	33:DF:174:PRO:HD3	2.35	0.40
3:BD:168:ARG:NH2	36:DI:83:ASP:OD1	2.54	0.40
39:DL:114:TYR:O	39:DL:116:LYS:HG2	2.21	0.40
31:DA:692:U:O4	41:DN:53:SER:HA	2.22	0.40
42:DO:75:HIS:CD2	42:DO:77:LEU:HB2	2.56	0.40
1:AA:1654:A:OP1	13:A0:1:MET:O	2.39	0.40
16:A1:39:LEU:HA	16:A1:39:LEU:HD23	1.86	0.40
16:A1:66:ASN:HB2	16:A1:76:TYR:CB	2.49	0.40

Continued on next page...

Continued from previous page...

Atom-1	Atom-2	Interatomic distance (Å)	Clash overlap (Å)
1:AA:1374:G:H2'	1:AA:1375:C:C6	2.57	0.40
1:AA:151:C:H2'	1:AA:152:G:C8	2.56	0.40
1:AA:1313:U:C2'	1:AA:1610:A:C2	3.03	0.40
1:AA:2095:C:C4	1:AA:2096:U:C5	3.09	0.40
1:AA:2169:A:C6	1:AA:2170:A:C6	3.09	0.40
1:AA:2261:C:H1'	1:AA:2388:A:N3	2.36	0.40
1:AA:2303:G:C2	1:AA:2314:C:N3	2.90	0.40
1:AA:2545:G:H2'	1:AA:2546:U:O4'	2.21	0.40
1:AA:2681:C:C2'	1:AA:2682:U:OP2	2.69	0.40
1:AA:275:G:N2	1:AA:276:A:C6	2.89	0.40
1:AA:2861:G:C2	1:AA:2862:G:C4	3.10	0.40
1:AA:336:C:H2'	1:AA:337:C:H5'	2.03	0.40
1:AA:498:G:C6	1:AA:499:U:C4	3.09	0.40
1:AA:673:C:C2'	1:AA:674:G:H5'	2.52	0.40
1:AA:800:A:C2	1:AA:802:A:C8	3.10	0.40
1:AA:888:C:H2'	1:AA:889:C:O2	2.22	0.40
3:AD:177:LEU:HB3	3:AD:178:PRO:CD	2.52	0.40
3:AD:257:LEU:HD22	3:AD:258:LYS:N	2.37	0.40
3:AD:28:GLU:O	3:AD:29:PRO:O	2.39	0.40
3:AD:25:THR:HG21	3:AD:81:ALA:HA	2.03	0.40
3:AD:94:LEU:CD2	3:AD:95:LEU:N	2.84	0.40
4:AE:30:PRO:O	4:AE:32:PRO:HD3	2.21	0.40
4:AE:61:ARG:CG	4:AE:61:ARG:HH11	2.35	0.40
4:AE:64:LYS:C	4:AE:66:HIS:N	2.70	0.40
4:AE:81:ILE:CG2	4:AE:84:PHE:CB	2.97	0.40
6:AG:7:LEU:HB2	6:AG:104:GLU:OE1	2.21	0.40
8:AK:109:ILE:HB	8:AK:130:TYR:OH	2.21	0.40
12:AP:109:VAL:HG13	12:AP:113:GLN:OE1	2.22	0.40
12:AP:140:ALA:CB	21:AV:53:ILE:HD11	2.52	0.40
18:AS:55:ALA:O	18:AS:58:ALA:HB3	2.21	0.40
21:AV:58:VAL:O	21:AV:67:LEU:O	2.39	0.40
24:AW:4:SER:N	24:AW:7:ARG:H	2.18	0.40
25:AX:36:VAL:HG23	25:AX:36:VAL:O	2.20	0.40
13:B0:18:LEU:HD13	13:B0:22:ARG:NE	2.36	0.40
1:BA:1084:A:H3'	1:BA:1085:A:H8	1.85	0.40
1:BA:107:C:O2'	1:BA:108:U:H5'	2.21	0.40
1:BA:1167:U:C2	1:BA:1183:G:N2	2.89	0.40
1:BA:116:C:H2'	1:BA:117:G:O4'	2.21	0.40
1:BA:1190:G:H2'	1:BA:1191:G:C8	2.52	0.40
1:BA:1244:G:H2'	1:BA:1245:G:H5'	2.01	0.40
1:BA:1260:G:C6	1:BA:1261:C:C4	3.09	0.40

Continued on next page...

Continued from previous page...

Atom-1	Atom-2	Interatomic distance (Å)	Clash overlap (Å)
1:BA:1309:G:OP1	29:B7:9:ARG:HB2	2.21	0.40
1:BA:1575:C:H2'	1:BA:1576:U:H6	1.85	0.40
1:BA:1577:C:H2'	1:BA:1578:U:O4'	2.21	0.40
1:BA:162:U:O3'	1:BA:171:G:C8	2.75	0.40
1:BA:1725:G:C2	1:BA:1741:C:O2	2.74	0.40
1:BA:2001:A:H2'	1:BA:2002:G:C8	2.56	0.40
1:BA:2057:A:H2'	1:BA:2058:A:O4'	2.21	0.40
1:BA:2070:G:H2'	1:BA:2071:A:O4'	2.21	0.40
1:BA:2239:G:OP2	3:BD:244:ARG:NH2	2.47	0.40
1:BA:2555:U:H5	1:BA:2556:C:C4	2.39	0.40
1:BA:2776:A:H3'	1:BA:2776:A:P	2.61	0.40
1:BA:2814:C:C6	1:BA:2815:C:C5	3.09	0.40
1:BA:407:G:H2'	1:BA:408:G:H8	1.86	0.40
1:BA:35:G:C1'	1:BA:454:A:N3	2.84	0.40
1:BA:480:A:C2	1:BA:499:U:O2	2.74	0.40
1:BA:563:G:C5	1:BA:564:C:C5	3.09	0.40
1:BA:565:C:H4'	1:BA:1253:A:C6	2.56	0.40
1:BA:633:A:C3'	1:BA:633:A:C8	3.05	0.40
1:BA:872:A:C2	1:BA:906:G:N3	2.90	0.40
1:BA:907:U:H5'	12:BP:23:GLY:O	2.20	0.40
1:BA:96:G:H4'	24:BW:48:HIS:CG	2.56	0.40
2:BB:13:A:H2'	2:BB:70:C:O2'	2.22	0.40
3:BD:34:VAL:HG22	3:BD:35:LYS:HZ2	1.87	0.40
5:BF:125:LEU:HD12	5:BF:196:LEU:CD2	2.51	0.40
10:BN:111:PHE:O	10:BN:115:VAL:HG23	2.21	0.40
10:BN:22:ILE:HA	10:BN:22:ILE:HD13	1.71	0.40
12:BP:20:ALA:O	12:BP:21:THR:HG22	2.21	0.40
12:BP:3:MET:HB2	12:BP:93:TYR:CE1	2.54	0.40
12:BP:54:MET:CE	12:BP:64:ILE:HG23	2.51	0.40
12:BP:64:ILE:HD13	12:BP:106:VAL:CG1	2.42	0.40
15:BR:24:PRO:HD3	15:BR:52:ILE:HG13	2.03	0.40
19:BT:49:VAL:HA	19:BT:87:GLN:HE22	1.86	0.40
1:BA:300:A:P	20:BU:84:ARG:HH12	2.45	0.40
24:BW:14:ARG:HA	24:BW:63:VAL:HG11	2.03	0.40
31:CA:1039:C:C4	31:CA:1040:U:C5	3.09	0.40
31:CA:1054:C:H6	31:CA:1196:U:O2'	2.05	0.40
31:CA:1227:A:O3'	43:CP:115:LYS:HE3	2.20	0.40
31:CA:22:G:C6	31:CA:23:C:C4	3.09	0.40
31:CA:257:G:C2	31:CA:258:G:C4	3.09	0.40
31:CA:602:A:C2	31:CA:603:U:C2	3.10	0.40
31:CA:695:A:OP1	41:CN:52:GLY:HA3	2.22	0.40

Continued on next page...

Continued from previous page...

Atom-1	Atom-2	Interatomic distance (Å)	Clash overlap (Å)
31:CA:782:A:H2'	31:CA:783:C:O4'	2.22	0.40
31:CA:857:C:N4	31:CA:858:G:C6	2.89	0.40
6:AG:78:SER:CB	53:CC:57:C:O2'	2.64	0.40
53:CD:44:A:H2'	53:CD:45:A:C8	2.56	0.40
32:CE:178:ARG:HD2	38:CK:71:GLY:C	2.41	0.40
35:CH:6:PHE:HD1	35:CH:63:ARG:HH11	1.69	0.40
42:CO:25:LYS:CD	42:CO:25:LYS:O	2.69	0.40
31:DA:1177:G:H5''	31:DA:1178:G:OP1	2.21	0.40
31:DA:1520:G:H2'	31:DA:1521:G:H8	1.87	0.40
31:DA:152:A:N6	31:DA:170:U:C2	2.90	0.40
31:DA:177:C:C4	31:DA:178:C:C5	3.09	0.40
31:DA:448:A:H2'	31:DA:449:C:O2	2.21	0.40
31:DA:520:A:N1	31:DA:536:C:H1'	2.36	0.40
31:DA:778:G:H1'	41:DN:119:CYS:HB3	2.02	0.40
31:DA:843:U:H6	31:DA:843:U:OP1	2.04	0.40
53:DD:9:G:H4'	53:DD:47:G:H5'	2.03	0.40
53:DD:9:G:O2'	53:DD:10:G:N7	2.55	0.40
32:DE:44:LEU:HD23	32:DE:44:LEU:H	1.85	0.40
31:DA:1106:G:C5'	33:DF:172:ARG:HG2	2.52	0.40
34:DG:134:ASP:CB	34:DG:135:LEU:HD13	2.51	0.40
37:DJ:62:PHE:HD1	37:DJ:124:LEU:HD11	1.86	0.40
38:DK:75:ARG:HA	38:DK:76:PRO:HD3	1.84	0.40
38:DK:87:SER:HA	38:DK:93:VAL:HG23	2.02	0.40
43:DP:15:VAL:O	43:DP:19:LEU:HB2	2.22	0.40
13:A0:1:MET:HB3	13:A0:2:ARG:H	1.70	0.40
9:AM:43:THR:HG23	16:A1:64:ARG:HH22	1.85	0.40
22:A3:38:VAL:HG13	22:A3:40:GLN:CG	2.50	0.40
26:A4:61:ARG:C	26:A4:63:TYR:N	2.74	0.40
30:A8:58:ILE:HG13	30:A8:61:LEU:CD1	2.52	0.40
1:AA:1142(A):A:C8	1:AA:1144:G:N7	2.89	0.40
1:AA:1171:G:N2	1:AA:1179:C:C2	2.89	0.40
1:AA:1516:U:H2'	1:AA:1516:U:O2	2.22	0.40
1:AA:1543:A:O4'	1:AA:1545:A:O4'	2.39	0.40
1:AA:1567:A:O4'	1:AA:1568:G:C2	2.75	0.40
1:AA:1799:G:O2'	1:AA:1800:C:OP2	2.25	0.40
1:AA:2283:C:H2'	1:AA:2284:C:H5'	2.03	0.40
1:AA:2303:G:O2'	1:AA:2304:G:H5'	2.21	0.40
1:AA:2359:C:H6	1:AA:2359:C:O5'	2.04	0.40
1:AA:2345:G:N3	1:AA:2381:C:H2'	2.36	0.40
1:AA:270(O):U:H5''	1:AA:270(P):C:P	2.62	0.40
1:AA:2764:A:N7	1:AA:2766:G:C6	2.90	0.40

Continued on next page...

Continued from previous page...

Atom-1	Atom-2	Interatomic distance (Å)	Clash overlap (Å)
1:AA:2864:G:H2'	1:AA:2865:U:O4'	2.21	0.40
1:AA:384:U:H2'	1:AA:385:C:H6	1.87	0.40
1:AA:520:G:H2'	1:AA:521:G:H8	1.86	0.40
1:AA:709:U:H2'	1:AA:710:G:O4'	2.22	0.40
1:AA:902:C:C2'	1:AA:903:C:H5'	2.51	0.40
1:AA:1829:A:N3	3:AD:15:PHE:HE1	2.19	0.40
3:AD:72:LYS:HB3	3:AD:72:LYS:HE3	1.93	0.40
4:AE:13:ARG:HB3	4:AE:13:ARG:NH1	2.26	0.40
5:AF:65:TRP:HB3	5:AF:66:PRO:HD2	2.03	0.40
6:AG:16:ARG:N	6:AG:17:PRO:HD2	2.36	0.40
1:AA:2757:A:N1	7:AH:67:LEU:HD22	2.36	0.40
8:AK:81:VAL:HG11	8:AK:88:ILE:HD13	2.03	0.40
1:AA:587:C:C2	11:AO:33:ARG:NH1	2.90	0.40
12:AP:47:ILE:HG22	12:AP:48:GLU:N	2.35	0.40
12:AP:59:ARG:HD2	12:AP:59:ARG:H	1.86	0.40
14:AQ:110:LEU:O	14:AQ:112:PHE:CE1	2.74	0.40
21:AV:101:PRO:C	21:AV:102:LEU:HD23	2.42	0.40
21:AV:27:VAL:CG2	21:AV:28:MET:N	2.85	0.40
13:B0:51:LEU:HD23	13:B0:51:LEU:HA	1.84	0.40
17:B2:5:VAL:CA	17:B2:37:VAL:HB	2.46	0.40
27:B5:3:LYS:C	27:B5:3:LYS:HE3	2.36	0.40
30:B8:6:THR:HG22	30:B8:60:LEU:O	2.22	0.40
1:BA:1093:G:H2'	1:BA:1098:A:H61	1.87	0.40
1:BA:51:G:N3	1:BA:119:A:C2	2.89	0.40
1:BA:1406:U:H3'	1:BA:1407:C:H6	1.86	0.40
1:BA:1657:C:H2'	1:BA:1658:C:O4'	2.22	0.40
1:BA:181:A:H5''	29:B7:36:GLN:HE22	1.86	0.40
1:BA:1830:C:H6	1:BA:1830:C:O5'	2.05	0.40
1:BA:194:G:C2	1:BA:202:U:H1'	2.57	0.40
1:BA:2083:G:C6	1:BA:2084:C:C4	3.10	0.40
1:BA:2131:G:O5'	1:BA:2132:U:H5''	2.21	0.40
1:BA:2163:C:C4	1:BA:2164:C:N3	2.89	0.40
1:BA:2312:U:C3'	1:BA:2312:U:C6	3.04	0.40
1:BA:2394:C:O2	53:DD:77:A:O2'	2.38	0.40
1:BA:2582:G:C2'	1:BA:2583:G:H5'	2.51	0.40
1:BA:2053:G:H1	1:BA:2616:C:H42	1.69	0.40
1:BA:2729:G:H2'	1:BA:2730:C:C6	2.57	0.40
1:BA:2632:A:O2'	1:BA:2811:G:O2'	2.09	0.40
1:BA:303:U:H2'	1:BA:304:G:C8	2.57	0.40
1:BA:220:G:H2'	1:BA:427:U:O4	2.21	0.40
1:BA:620:G:H4'	1:BA:621:A:C5'	2.50	0.40

Continued on next page...

Continued from previous page...

Atom-1	Atom-2	Interatomic distance (Å)	Clash overlap (Å)
1:BA:464:U:C2	1:BA:788:A:C6	3.10	0.40
1:BA:892:G:C5	1:BA:893:C:N4	2.90	0.40
2:BB:31:C:O2'	2:BB:32:C:H5'	2.22	0.40
2:BB:45:A:C3'	2:BB:46:A:H5'	2.51	0.40
5:BF:164:ARG:O	5:BF:168:ARG:HB2	2.21	0.40
5:BF:68:LYS:NZ	5:BF:68:LYS:HA	2.36	0.40
6:BG:122:PRO:O	6:BG:125:PHE:HD1	2.05	0.40
6:BG:109:VAL:CG1	6:BG:142:PRO:HD3	2.49	0.40
7:BH:85:LYS:HD2	7:BH:85:LYS:HA	1.76	0.40
15:BR:107:ASP:CG	15:BR:109:GLU:HB2	2.42	0.40
20:BU:95:LYS:HD3	20:BU:96:ILE:O	2.21	0.40
21:BV:163:LEU:HD12	21:BV:163:LEU:O	2.21	0.40
19:BT:5:TYR:CE2	24:BW:30:ARG:HG3	2.56	0.40
31:CA:1028(B):C:N4	31:CA:1032(B):G:C6	2.90	0.40
31:CA:1131:G:C2'	31:CA:1132:C:H5'	2.52	0.40
31:CA:1176:A:N6	31:CA:1177:G:C2	2.90	0.40
31:CA:1208:C:C5	31:CA:1209:C:C5	3.10	0.40
31:CA:1342:C:H2'	31:CA:1343:G:C8	2.57	0.40
31:CA:147:G:C2	31:CA:148:G:C4	3.10	0.40
31:CA:150:C:N4	31:CA:170:U:N3	2.70	0.40
31:CA:191(B):G:O2'	31:CA:191(C):G:H5'	2.22	0.40
31:CA:260:G:C6	31:CA:261:U:O4	2.74	0.40
31:CA:406:G:H2'	31:CA:407:G:C8	2.56	0.40
31:CA:457:C:N3	31:CA:476:G:C2	2.89	0.40
31:CA:638:G:C2	31:CA:639:G:C4	3.08	0.40
31:CA:687:A:C2	31:CA:704:A:C5	3.10	0.40
31:CA:750:G:N3	31:CA:751:U:C6	2.90	0.40
53:CC:33:C:H2'	53:CC:34:U:H5'	2.03	0.40
53:CC:48:U:H1'	53:CC:49:C:P	2.62	0.40
53:CD:19:G:N2	53:CD:56:U:C2	2.89	0.40
53:CD:34:U:H5''	53:CD:35:C:OP2	2.22	0.40
32:CE:201:ILE:CG2	32:CE:214:ILE:HG21	2.50	0.40
38:CK:112:LEU:HD12	38:CK:114:THR:HG23	2.01	0.40
38:CK:64:LYS:O	38:CK:65:TYR:HD1	2.05	0.40
40:CM:15:THR:O	40:CM:19:SER:N	2.52	0.40
31:CA:1228:C:H4'	43:CP:116:THR:HA	2.03	0.40
45:CR:18:PHE:O	45:CR:19:PRO:C	2.58	0.40
46:CS:19:ILE:HB	46:CS:36:ILE:O	2.21	0.40
31:DA:1329:A:N3	31:DA:1330:U:H1'	2.36	0.40
31:DA:1346:A:H3'	31:DA:1346:A:OP2	2.21	0.40
31:DA:1423:G:H2'	31:DA:1424:C:C6	2.56	0.40

Continued on next page...

Continued from previous page...

Atom-1	Atom-2	Interatomic distance (Å)	Clash overlap (Å)
31:DA:301:G:C4	31:DA:302:G:C8	3.09	0.40
31:DA:402:G:C6	31:DA:403:C:C5	3.10	0.40
31:DA:973:G:H1'	40:DM:55:LYS:CE	2.50	0.40
52:DB:10:G:H2'	52:DB:11:U:C6	2.57	0.40
52:DB:2:C:C6	52:DB:2:C:OP2	2.74	0.40
34:DG:24:GLU:HG2	34:DG:25:ARG:N	2.34	0.40
34:DG:24:GLU:N	34:DG:24:GLU:CD	2.70	0.40
35:DH:71:LEU:HD22	35:DH:115:VAL:HG12	2.04	0.40
36:DI:55:ASP:HA	36:DI:56:PRO:HD3	1.91	0.40
43:DP:36:LYS:HB3	43:DP:36:LYS:HE2	1.74	0.40
46:DS:53:VAL:O	46:DS:57:ARG:HG3	2.21	0.40
50:DW:42:GLN:HA	50:DW:42:GLN:HE21	1.87	0.40
13:A0:8:ARG:HG3	13:A0:43:GLU:CD	2.41	0.40
13:A0:70:LEU:C	13:A0:72:ASP:H	2.25	0.40
1:AA:1562:A:C2	1:AA:1563:G:C4	3.09	0.40
1:AA:1857:G:C6	1:AA:1858:G:N1	2.90	0.40
1:AA:1893:C:C6	1:AA:1894:C:C5	3.10	0.40
1:AA:2148:G:C2	1:AA:2149:G:C8	3.10	0.40
1:AA:2247:A:O2'	1:AA:2248:C:H5'	2.22	0.40
1:AA:2351:G:H1'	1:AA:2366:A:H61	1.86	0.40
1:AA:2523:G:C2'	1:AA:2524:G:H5'	2.52	0.40
1:AA:270(Y):G:C2	1:AA:270(Z):U:O4	2.75	0.40
1:AA:792:G:H5''	1:AA:793:A:H5'	2.03	0.40
1:AA:910:A:C6	1:AA:911:A:C6	3.08	0.40
1:AA:910:A:H2'	1:AA:2264:C:O2'	2.21	0.40
2:AB:94:C:C5	2:AB:95:U:H5	2.40	0.40
5:AF:24:LEU:HA	5:AF:25:PRO:HD2	1.90	0.40
6:AG:44:GLY:O	6:AG:47:LYS:HE2	2.22	0.40
8:AK:1:MET:O	8:AK:20:ASP:HA	2.21	0.40
9:AM:34:LEU:HA	9:AM:34:LEU:HD13	1.80	0.40
1:AA:2562:U:C1'	10:AN:23:ARG:HH11	2.35	0.40
11:AO:45:LEU:HD13	11:AO:45:LEU:HA	1.85	0.40
11:AO:91:PHE:HZ	11:AO:103:ALA:CB	2.34	0.40
14:AQ:58:LEU:N	14:AQ:58:LEU:CD2	2.83	0.40
18:AS:17:VAL:O	18:AS:20:VAL:HG22	2.22	0.40
19:AT:10:ALA:HA	19:AT:11:PRO:HD3	1.91	0.40
20:AU:102:CYS:SG	20:AU:103:GLY:N	2.93	0.40
13:B0:63:ARG:NH1	13:B0:80:PHE:CD1	2.90	0.40
16:B1:110:VAL:O	16:B1:113:ALA:HB3	2.22	0.40
17:B2:58:VAL:HB	17:B2:98:GLU:HB2	2.03	0.40
22:B3:64:ASP:OD1	22:B3:64:ASP:N	2.54	0.40

Continued on next page...

Continued from previous page...

Atom-1	Atom-2	Interatomic distance (Å)	Clash overlap (Å)
1:BA:1066:U:N3	1:BA:1069:A:OP2	2.55	0.40
1:BA:1500:G:O2'	1:BA:1501:C:H5'	2.22	0.40
1:BA:1545(A):A:N7	1:BA:1546:C:C2	2.90	0.40
1:BA:1597:A:C5'	1:BA:1598:C:OP1	2.69	0.40
1:BA:1638:C:H1'	1:BA:2698:U:O2'	2.22	0.40
1:BA:1776:G:C2	1:BA:1777:U:C6	3.10	0.40
1:BA:2037:G:H2'	1:BA:2038:G:H8	1.86	0.40
1:BA:2123:G:H2'	1:BA:2124:G:H8	1.86	0.40
1:BA:945:A:C2	1:BA:2448:A:C4	3.09	0.40
1:BA:2555:U:C5	1:BA:2556:C:C6	3.09	0.40
1:BA:2685:G:O2'	1:BA:2726:U:H5	2.04	0.40
1:BA:2734:A:H2'	1:BA:2735:G:O4'	2.22	0.40
1:BA:2799:A:H2'	1:BA:2801:A:N9	2.36	0.40
1:BA:444:C:H2'	1:BA:445:C:H6	1.87	0.40
1:BA:49:A:H4'	1:BA:50:U:H5''	2.04	0.40
1:BA:646:A:C2'	1:BA:647:G:O5'	2.70	0.40
1:BA:813:U:H2'	1:BA:814:C:C6	2.56	0.40
2:BB:16:G:O2'	2:BB:17:C:H5'	2.22	0.40
3:BD:161:THR:O	3:BD:162:SER:HB3	2.21	0.40
5:BF:64:ILE:HG13	5:BF:65:TRP:CG	2.57	0.40
8:BK:29:TYR:CD2	8:BK:30:LEU:HD23	2.56	0.40
8:BK:77:LEU:CG	8:BK:78:THR:H	2.35	0.40
1:BA:1006:C:O2'	9:BM:106:MET:O	2.36	0.40
11:BO:85:LEU:CA	11:BO:88:LEU:HB3	2.49	0.40
15:BR:26:ASP:HB3	15:BR:92:GLY:N	2.34	0.40
20:BU:47:LYS:HA	20:BU:60:PHE:CB	2.52	0.40
20:BU:89:PHE:HD1	20:BU:90:LEU:CD2	2.34	0.40
21:BV:28:MET:CG	21:BV:37:VAL:HG11	2.51	0.40
21:BV:59:LEU:HG	21:BV:69:THR:OG1	2.22	0.40
31:CA:1034:G:C2	31:CA:1035:A:C5	3.09	0.40
31:CA:1171:G:H2'	31:CA:1172:C:C6	2.56	0.40
31:CA:1502:A:H2	31:CA:1505:G:N1	2.18	0.40
31:CA:232:G:C4	31:CA:233:C:C5	3.09	0.40
31:CA:270:A:C6	31:CA:271:C:C4	3.10	0.40
31:CA:352:C:O2'	31:CA:354:G:OP1	2.23	0.40
31:CA:373:A:C2	31:CA:482:A:C6	3.10	0.40
31:CA:686:U:H1'	41:CN:42:TRP:NE1	2.20	0.40
31:CA:587:G:C2	31:CA:755:G:C5	3.09	0.40
31:CA:818:G:C2	31:CA:820:U:O2'	2.70	0.40
31:CA:838:G:H2'	31:CA:841:U:H5''	2.04	0.40
31:CA:939:G:C4	31:CA:940:C:C5	3.10	0.40

Continued on next page...

Continued from previous page...

Atom-1	Atom-2	Interatomic distance (Å)	Clash overlap (Å)
31:CA:974:A:O2'	31:CA:975:A:P	2.78	0.40
52:CB:27:G:H5''	52:CB:28:C:C5	2.52	0.40
53:CD:27:G:H1	53:CD:46:G:N2	2.19	0.40
33:CF:78:GLY:HA3	33:CF:83:ARG:CB	2.50	0.40
34:CG:86:LYS:HD2	34:CG:86:LYS:H	1.87	0.40
35:CH:148:VAL:HG12	35:CH:149:GLU:N	2.34	0.40
38:CK:39:LEU:CD1	38:CK:111:ILE:HD11	2.50	0.40
38:CK:54:ASP:O	38:CK:56:LYS:HD2	2.22	0.40
38:CK:87:SER:HA	38:CK:93:VAL:HG23	2.02	0.40
31:CA:1117:G:H5''	39:CL:104:ARG:NH1	2.37	0.40
39:CL:21:PRO:HA	39:CL:59:PHE:HA	2.03	0.40
39:CL:4:TYR:CE1	39:CL:88:TYR:HB2	2.56	0.40
39:CL:89:ASN:N	39:CL:89:ASN:OD1	2.54	0.40
41:CN:32:ILE:CG2	41:CN:77:MET:HE2	2.51	0.40
45:CR:78:TYR:CZ	45:CR:82:ILE:CD1	3.04	0.40
45:CR:78:TYR:CZ	45:CR:82:ILE:HD12	2.57	0.40
31:DA:1026:G:O6	31:DA:1036:G:N3	2.54	0.40
31:DA:1130:A:P	31:DA:1131:G:OP2	2.79	0.40
31:DA:1207:G:H2'	31:DA:1208:C:C6	2.57	0.40
31:DA:1240:U:OP2	37:DJ:116:ALA:N	2.38	0.40
31:DA:1281:U:H4'	31:DA:1282:C:OP2	2.21	0.40
31:DA:1343:G:C5	31:DA:1344:C:C4	3.08	0.40
31:DA:278:G:OP2	47:DT:41:LYS:NZ	2.48	0.40
31:DA:279:A:H5''	31:DA:281:G:H5'	2.02	0.40
31:DA:56:U:H2'	31:DA:57:G:C8	2.57	0.40
31:DA:742:G:P	45:DR:35:ARG:NH2	2.94	0.40
31:DA:900:A:H2'	31:DA:901:A:C8	2.56	0.40
53:DC:18:C:HO2'	53:DC:19:G:P	2.45	0.40
53:DD:8:U:O2'	53:DD:47:G:H1'	2.21	0.40
32:DE:97:TRP:CE2	32:DE:101:MET:HG3	2.57	0.40
32:DE:8:LYS:CD	32:DE:11:LEU:HB2	2.51	0.40
32:DE:96:ARG:HH11	32:DE:148:TYR:HE1	1.69	0.40
32:DE:224:GLN:HG3	32:DE:225:ALA:N	2.37	0.40
33:DF:16:ARG:NH1	33:DF:16:ARG:CB	2.83	0.40
35:DH:11:ILE:HG21	35:DH:105:VAL:HG22	2.03	0.40
37:DJ:131:LYS:O	37:DJ:131:LYS:HG2	2.21	0.40
39:DL:37:PHE:HB3	39:DL:43:ALA:CB	2.51	0.40
39:DL:4:TYR:CE2	39:DL:88:TYR:CG	3.09	0.40
41:DN:103:LEU:HD22	41:DN:103:LEU:H	1.86	0.40

All (5) symmetry-related close contacts are listed below. The label for Atom-2 includes the symmetry operator and encoded unit-cell translations to be applied.

Atom-1	Atom-2	Interatomic distance (Å)	Clash overlap (Å)
1:BA:276:A:OP2	31:DA:86:U:O2'[3_555]	1.96	0.24
7:BH:100:GLY:O	31:CA:85:U:O2'[3_545]	2.02	0.18
36:CI:15:ASP:OD2	34:DG:27:TYR:OH[4_555]	2.06	0.14
7:BH:132:ARG:O	31:CA:84:U:N3[3_545]	2.18	0.02
17:A2:51:VAL:N	27:A5:60:VAL:O[4_465]	2.19	0.01

5.3 Torsion angles [i](#)

5.3.1 Protein backbone [i](#)

In the following table, the Percentiles column shows the percent Ramachandran outliers of the chain as a percentile score with respect to all X-ray entries followed by that with respect to entries of similar resolution.

The Analysed column shows the number of residues for which the backbone conformation was analysed, and the total number of residues.

Mol	Chain	Analysed	Favoured	Allowed	Outliers	Percentiles	
3	AD	270/276 (98%)	244 (90%)	20 (7%)	6 (2%)	6	30
3	BD	270/276 (98%)	246 (91%)	15 (6%)	9 (3%)	4	22
4	AE	203/206 (98%)	149 (73%)	37 (18%)	17 (8%)	1	5
4	BE	203/206 (98%)	149 (73%)	34 (17%)	20 (10%)	0	3
5	AF	200/210 (95%)	181 (90%)	19 (10%)	0	100	100
5	BF	206/210 (98%)	172 (84%)	29 (14%)	5 (2%)	6	28
6	AG	179/182 (98%)	155 (87%)	17 (10%)	7 (4%)	3	18
6	BG	179/182 (98%)	150 (84%)	28 (16%)	1 (1%)	25	57
7	AH	168/180 (93%)	135 (80%)	25 (15%)	8 (5%)	2	14
7	BH	168/180 (93%)	129 (77%)	37 (22%)	2 (1%)	13	42
8	AK	144/148 (97%)	108 (75%)	28 (19%)	8 (6%)	2	11
8	BK	144/148 (97%)	114 (79%)	27 (19%)	3 (2%)	7	31
9	AM	136/140 (97%)	113 (83%)	17 (12%)	6 (4%)	2	16
9	BM	136/140 (97%)	120 (88%)	12 (9%)	4 (3%)	4	24
10	AN	120/122 (98%)	114 (95%)	6 (5%)	0	100	100
10	BN	120/122 (98%)	113 (94%)	6 (5%)	1 (1%)	19	51
11	AO	148/150 (99%)	101 (68%)	31 (21%)	16 (11%)	0	2
11	BO	148/150 (99%)	95 (64%)	32 (22%)	21 (14%)	0	1

Continued on next page...

Continued from previous page...

Mol	Chain	Analysed	Favoured	Allowed	Outliers	Percentiles	
12	AP	139/141 (99%)	101 (73%)	19 (14%)	19 (14%)	0	1
12	BP	139/141 (99%)	88 (63%)	34 (24%)	17 (12%)	0	1
13	A0	116/118 (98%)	99 (85%)	16 (14%)	1 (1%)	17	48
13	B0	115/118 (98%)	108 (94%)	7 (6%)	0	100	100
14	AQ	109/112 (97%)	87 (80%)	20 (18%)	2 (2%)	8	35
14	BQ	109/112 (97%)	87 (80%)	18 (16%)	4 (4%)	3	20
15	AR	135/146 (92%)	111 (82%)	22 (16%)	2 (2%)	10	38
15	BR	135/146 (92%)	124 (92%)	11 (8%)	0	100	100
16	A1	115/118 (98%)	105 (91%)	9 (8%)	1 (1%)	17	48
16	B1	115/118 (98%)	102 (89%)	12 (10%)	1 (1%)	17	48
17	A2	99/101 (98%)	91 (92%)	5 (5%)	3 (3%)	4	24
17	B2	99/101 (98%)	73 (74%)	13 (13%)	13 (13%)	0	1
18	AS	111/113 (98%)	102 (92%)	8 (7%)	1 (1%)	17	48
18	BS	111/113 (98%)	104 (94%)	7 (6%)	0	100	100
19	AT	90/96 (94%)	84 (93%)	4 (4%)	2 (2%)	6	30
19	BT	90/96 (94%)	81 (90%)	8 (9%)	1 (1%)	14	45
20	AU	100/110 (91%)	84 (84%)	10 (10%)	6 (6%)	1	10
20	BU	100/110 (91%)	67 (67%)	27 (27%)	6 (6%)	1	10
21	AV	173/206 (84%)	131 (76%)	35 (20%)	7 (4%)	3	18
21	BV	177/206 (86%)	139 (78%)	30 (17%)	8 (4%)	2	15
22	A3	74/85 (87%)	68 (92%)	4 (5%)	2 (3%)	5	26
22	B3	75/85 (88%)	70 (93%)	5 (7%)	0	100	100
23	AZ	95/98 (97%)	86 (90%)	6 (6%)	3 (3%)	4	22
23	BZ	95/98 (97%)	84 (88%)	10 (10%)	1 (1%)	14	45
24	AW	64/72 (89%)	60 (94%)	1 (2%)	3 (5%)	2	14
24	BW	67/72 (93%)	60 (90%)	6 (9%)	1 (2%)	10	38
25	AX	57/60 (95%)	53 (93%)	4 (7%)	0	100	100
25	BX	57/60 (95%)	55 (96%)	2 (4%)	0	100	100
26	A4	64/71 (90%)	42 (66%)	20 (31%)	2 (3%)	4	23
26	B4	61/71 (86%)	32 (52%)	27 (44%)	2 (3%)	4	22
27	A5	57/60 (95%)	48 (84%)	8 (14%)	1 (2%)	8	35

Continued on next page...

Continued from previous page...

Mol	Chain	Analysed	Favoured	Allowed	Outliers	Percentiles	
27	B5	57/60 (95%)	48 (84%)	6 (10%)	3 (5%)	2	12
28	A6	43/54 (80%)	28 (65%)	13 (30%)	2 (5%)	2	14
28	B6	43/54 (80%)	26 (60%)	11 (26%)	6 (14%)	0	1
29	A7	47/49 (96%)	43 (92%)	4 (8%)	0	100	100
29	B7	47/49 (96%)	45 (96%)	2 (4%)	0	100	100
30	A8	59/65 (91%)	54 (92%)	4 (7%)	1 (2%)	9	35
30	B8	59/65 (91%)	42 (71%)	10 (17%)	7 (12%)	0	2
32	CE	235/256 (92%)	190 (81%)	44 (19%)	1 (0%)	34	66
32	DE	235/256 (92%)	186 (79%)	45 (19%)	4 (2%)	9	35
33	CF	203/239 (85%)	180 (89%)	23 (11%)	0	100	100
33	DF	204/239 (85%)	179 (88%)	23 (11%)	2 (1%)	15	46
34	CG	206/208 (99%)	180 (87%)	25 (12%)	1 (0%)	29	61
34	DG	206/208 (99%)	177 (86%)	28 (14%)	1 (0%)	29	61
35	CH	149/162 (92%)	137 (92%)	11 (7%)	1 (1%)	22	54
35	DH	149/162 (92%)	139 (93%)	10 (7%)	0	100	100
36	CI	99/101 (98%)	92 (93%)	7 (7%)	0	100	100
36	DI	99/101 (98%)	94 (95%)	5 (5%)	0	100	100
37	CJ	153/156 (98%)	144 (94%)	9 (6%)	0	100	100
37	DJ	153/156 (98%)	143 (94%)	10 (6%)	0	100	100
38	CK	136/138 (99%)	122 (90%)	13 (10%)	1 (1%)	22	54
38	DK	136/138 (99%)	123 (90%)	13 (10%)	0	100	100
39	CL	125/128 (98%)	111 (89%)	14 (11%)	0	100	100
39	DL	125/128 (98%)	114 (91%)	11 (9%)	0	100	100
40	CM	97/105 (92%)	87 (90%)	10 (10%)	0	100	100
40	DM	97/105 (92%)	88 (91%)	7 (7%)	2 (2%)	7	31
41	CN	117/129 (91%)	106 (91%)	11 (9%)	0	100	100
41	DN	117/129 (91%)	105 (90%)	12 (10%)	0	100	100
42	CO	123/132 (93%)	108 (88%)	13 (11%)	2 (2%)	9	36
42	DO	123/132 (93%)	105 (85%)	16 (13%)	2 (2%)	9	36
43	CP	114/126 (90%)	90 (79%)	24 (21%)	0	100	100
43	DP	115/126 (91%)	97 (84%)	17 (15%)	1 (1%)	17	48

Continued on next page...

Continued from previous page...

Mol	Chain	Analysed	Favoured	Allowed	Outliers	Percentiles	
44	CQ	58/61 (95%)	50 (86%)	6 (10%)	2 (3%)	3	22
44	DQ	58/61 (95%)	49 (84%)	8 (14%)	1 (2%)	9	35
45	CR	86/89 (97%)	79 (92%)	7 (8%)	0	100	100
45	DR	86/89 (97%)	78 (91%)	8 (9%)	0	100	100
46	CS	82/88 (93%)	76 (93%)	6 (7%)	0	100	100
46	DS	82/88 (93%)	76 (93%)	6 (7%)	0	100	100
47	CT	98/105 (93%)	89 (91%)	7 (7%)	2 (2%)	7	32
47	DT	98/105 (93%)	93 (95%)	5 (5%)	0	100	100
48	CU	70/88 (80%)	63 (90%)	6 (9%)	1 (1%)	11	38
48	DU	70/88 (80%)	63 (90%)	7 (10%)	0	100	100
49	CV	76/93 (82%)	68 (90%)	6 (8%)	2 (3%)	5	27
49	DV	76/93 (82%)	58 (76%)	13 (17%)	5 (7%)	1	8
50	CW	97/106 (92%)	82 (84%)	14 (14%)	1 (1%)	15	46
50	DW	97/106 (92%)	81 (84%)	15 (16%)	1 (1%)	15	46
51	CX	23/27 (85%)	22 (96%)	1 (4%)	0	100	100
51	DX	23/27 (85%)	21 (91%)	2 (9%)	0	100	100
All	All	11336/12052 (94%)	9645 (85%)	1396 (12%)	295 (3%)	5	27

All (295) Ramachandran outliers are listed below:

Mol	Chain	Res	Type
3	AD	237	GLU
3	AD	271	ILE
4	AE	15	PHE
4	AE	19	ARG
4	AE	23	VAL
4	AE	53	PRO
4	AE	57	LYS
6	AG	78	SER
6	AG	79	ASN
6	AG	81	LYS
6	AG	82	LEU
6	AG	83	ARG
8	AK	15	VAL
9	AM	22	THR
11	AO	12	ALA

Continued on next page...

Continued from previous page...

Mol	Chain	Res	Type
11	AO	16	ARG
11	AO	55	ARG
11	AO	57	THR
11	AO	58	THR
12	AP	27	VAL
12	AP	65	PHE
12	AP	66	ILE
12	AP	67	ARG
12	AP	79	LEU
12	AP	80	GLU
12	AP	89	ASN
14	AQ	89	ARG
15	AR	55	ASN
15	AR	58	ASN
19	AT	68	ARG
21	AV	171	ILE
26	A4	5	ILE
26	A4	50	VAL
27	A5	4	HIS
28	A6	47	THR
3	BD	237	GLU
3	BD	271	ILE
3	BD	272	ALA
4	BE	9	VAL
4	BE	25	VAL
4	BE	45	THR
4	BE	52	LEU
4	BE	53	PRO
4	BE	81	ILE
4	BE	82	ARG
4	BE	131	ALA
4	BE	132	HIS
4	BE	133	LYS
5	BF	84	VAL
5	BF	89	VAL
9	BM	46	VAL
9	BM	47	ALA
11	BO	6	LEU
11	BO	16	ARG
11	BO	56	SER
11	BO	57	THR
11	BO	58	THR

Continued on next page...

Continued from previous page...

Mol	Chain	Res	Type
11	BO	106	LEU
11	BO	107	LYS
11	BO	111	ARG
12	BP	25	ASP
12	BP	60	ARG
12	BP	63	LYS
12	BP	67	ARG
12	BP	79	LEU
12	BP	89	ASN
14	BQ	87	PHE
14	BQ	88	ASP
17	B2	71	LEU
17	B2	72	VAL
17	B2	73	SER
17	B2	76	LYS
17	B2	78	LYS
17	B2	79	VAL
17	B2	80	GLN
17	B2	81	TYR
17	B2	85	LYS
21	BV	53	ILE
21	BV	171	ILE
26	B4	5	ILE
27	B5	4	HIS
27	B5	5	PRO
28	B6	44	ARG
28	B6	45	LYS
28	B6	47	THR
28	B6	48	VAL
28	B6	49	HIS
30	B8	31	HIS
30	B8	50	LEU
30	B8	51	ALA
30	B8	52	LYS
47	CT	78	GLU
48	CU	22	VAL
33	DF	64	VAL
34	DG	14	ARG
49	DV	10	PHE
49	DV	31	ILE
4	AE	81	ILE
6	AG	84	LYS

Continued on next page...

Continued from previous page...

Mol	Chain	Res	Type
7	AH	169	VAL
9	AM	9	VAL
9	AM	97	ARG
11	AO	6	LEU
11	AO	51	PHE
11	AO	56	SER
11	AO	65	ARG
11	AO	66	GLY
11	AO	67	MET
12	AP	14	ARG
12	AP	19	GLY
12	AP	25	ASP
12	AP	60	ARG
12	AP	62	GLY
12	AP	88	GLY
12	AP	90	VAL
16	A1	93	LYS
19	AT	67	GLY
21	AV	53	ILE
23	AZ	86	SER
24	AW	16	LEU
4	BE	55	ASN
4	BE	80	GLU
5	BF	128	ALA
7	BH	169	VAL
8	BK	143	SER
8	BK	144	VAL
9	BM	48	MET
11	BO	22	GLY
11	BO	47	ASP
11	BO	65	ARG
11	BO	66	GLY
11	BO	67	MET
11	BO	105	LEU
12	BP	27	VAL
12	BP	66	ILE
12	BP	88	GLY
17	B2	45	THR
21	BV	165	VAL
27	B5	6	VAL
30	B8	35	GLN
30	B8	55	ALA

Continued on next page...

Continued from previous page...

Mol	Chain	Res	Type
38	CK	86	ILE
42	CO	45	PRO
32	DE	7	VAL
32	DE	74	LYS
42	DO	26	ALA
49	DV	9	VAL
49	DV	67	VAL
49	DV	68	GLY
4	AE	79	ARG
4	AE	82	ARG
7	AH	84	SER
7	AH	154	PRO
8	AK	11	ASN
8	AK	105	HIS
11	AO	10	PRO
12	AP	64	ILE
13	A0	11	ASN
20	AU	77	PRO
21	AV	7	ALA
21	AV	141	VAL
23	AZ	92	LYS
3	BD	26	LYS
4	BE	37	ARG
4	BE	61	ARG
12	BP	7	MET
14	BQ	89	ARG
17	B2	77	ALA
20	BU	77	PRO
21	BV	116	VAL
21	BV	161	VAL
30	B8	30	ARG
47	CT	80	GLY
3	AD	28	GLU
4	AE	22	PRO
4	AE	54	GLN
4	AE	63	LEU
7	AH	83	TYR
8	AK	144	VAL
8	AK	145	VAL
9	AM	127	ASP
9	AM	128	HIS
11	AO	19	VAL

Continued on next page...

Continued from previous page...

Mol	Chain	Res	Type
12	AP	78	PRO
14	AQ	88	ASP
17	A2	45	THR
20	AU	49	VAL
21	AV	165	VAL
22	A3	83	PRO
23	AZ	84	GLY
28	A6	45	LYS
3	BD	28	GLU
4	BE	44	TYR
4	BE	62	PRO
5	BF	132	VAL
11	BO	7	ARG
11	BO	14	LYS
11	BO	49	ARG
12	BP	51	ARG
12	BP	55	VAL
12	BP	77	LYS
17	B2	49	THR
17	B2	86	GLY
20	BU	49	VAL
28	B6	46	HIS
34	CG	14	ARG
42	CO	15	VAL
32	DE	153	ARG
40	DM	32	ALA
40	DM	86	MET
50	DW	95	ALA
4	AE	4	ILE
4	AE	14	ILE
4	AE	55	ASN
7	AH	167	GLU
8	AK	10	GLU
8	AK	39	ALA
11	AO	62	LEU
12	AP	59	ARG
17	A2	48	GLY
20	AU	78	ALA
22	A3	84	LEU
24	AW	15	LYS
4	BE	26	ILE
4	BE	59	VAL

Continued on next page...

Continued from previous page...

Mol	Chain	Res	Type
4	BE	204	ALA
5	BF	90	PHE
9	BM	128	HIS
11	BO	10	PRO
11	BO	12	ALA
11	BO	62	LEU
12	BP	90	VAL
21	BV	146	ILE
44	CQ	17	LYS
49	CV	41	VAL
44	DQ	14	PRO
3	AD	240	ALA
7	AH	155	SER
8	AK	133	HIS
9	AM	115	ARG
11	AO	7	ARG
12	AP	21	THR
18	AS	59	VAL
24	AW	43	GLN
3	BD	29	PRO
4	BE	130	GLY
6	BG	5	VAL
10	BN	48	PRO
16	B1	92	ARG
24	BW	17	SER
44	CQ	14	PRO
33	DF	66	VAL
4	AE	21	VAL
6	AG	5	VAL
3	BD	240	ALA
8	BK	145	VAL
11	BO	23	PRO
12	BP	19	GLY
20	BU	85	VAL
49	CV	9	VAL
32	DE	39	ILE
42	DO	47	LYS
43	DP	117	VAL
4	AE	61	ARG
4	AE	72	VAL
7	AH	12	PRO
12	AP	61	GLY

Continued on next page...

Continued from previous page...

Mol	Chain	Res	Type
17	A2	49	THR
20	AU	3	VAL
20	AU	39	VAL
30	A8	14	VAL
19	BT	51	VAL
23	BZ	30	VAL
32	CE	194	PRO
3	AD	3	VAL
11	AO	95	VAL
21	AV	62	PRO
3	BD	3	VAL
7	BH	167	GLU
12	BP	61	GLY
20	BU	42	VAL
21	BV	141	VAL
35	CH	115	VAL
3	AD	35	LYS
7	AH	10	PRO
20	AU	42	VAL
21	AV	161	VAL
3	BD	35	LYS
12	BP	64	ILE
14	BQ	90	GLY
20	BU	3	VAL
20	BU	39	VAL
21	BV	61	LEU
26	B4	33	VAL
50	CW	100	ILE

5.3.2 Protein sidechains [i](#)

In the following table, the Percentiles column shows the percent sidechain outliers of the chain as a percentile score with respect to all X-ray entries followed by that with respect to entries of similar resolution.

The Analysed column shows the number of residues for which the sidechain conformation was analysed, and the total number of residues.

Mol	Chain	Analysed	Rotameric	Outliers	Percentiles
3	AD	214/218 (98%)	176 (82%)	38 (18%)	2 8
3	BD	214/218 (98%)	163 (76%)	51 (24%)	0 2
4	AE	165/166 (99%)	119 (72%)	46 (28%)	0 1

Continued on next page...

Continued from previous page...

Mol	Chain	Analysed	Rotameric	Outliers	Percentiles	
4	BE	165/166 (99%)	127 (77%)	38 (23%)	1	3
5	AF	161/166 (97%)	125 (78%)	36 (22%)	1	3
5	BF	165/166 (99%)	124 (75%)	41 (25%)	0	2
6	AG	155/156 (99%)	121 (78%)	34 (22%)	1	3
6	BG	155/156 (99%)	116 (75%)	39 (25%)	0	2
7	AH	142/148 (96%)	110 (78%)	32 (22%)	1	3
7	BH	142/148 (96%)	118 (83%)	24 (17%)	2	9
8	AK	122/124 (98%)	99 (81%)	23 (19%)	1	6
8	BK	122/124 (98%)	89 (73%)	33 (27%)	0	1
9	AM	117/119 (98%)	88 (75%)	29 (25%)	0	2
9	BM	117/119 (98%)	95 (81%)	22 (19%)	1	6
10	AN	100/100 (100%)	86 (86%)	14 (14%)	3	16
10	BN	100/100 (100%)	80 (80%)	20 (20%)	1	5
11	AO	116/116 (100%)	81 (70%)	35 (30%)	0	1
11	BO	116/116 (100%)	76 (66%)	40 (34%)	0	1
12	AP	111/111 (100%)	86 (78%)	25 (22%)	1	3
12	BP	111/111 (100%)	86 (78%)	25 (22%)	1	3
13	A0	101/101 (100%)	80 (79%)	21 (21%)	1	4
13	B0	100/101 (99%)	81 (81%)	19 (19%)	1	6
14	AQ	87/88 (99%)	69 (79%)	18 (21%)	1	4
14	BQ	87/88 (99%)	66 (76%)	21 (24%)	0	2
15	AR	120/127 (94%)	91 (76%)	29 (24%)	0	2
15	BR	120/127 (94%)	84 (70%)	36 (30%)	0	1
16	A1	93/94 (99%)	77 (83%)	16 (17%)	2	9
16	B1	93/94 (99%)	80 (86%)	13 (14%)	3	16
17	A2	82/82 (100%)	59 (72%)	23 (28%)	0	1
17	B2	82/82 (100%)	54 (66%)	28 (34%)	0	1
18	AS	92/92 (100%)	72 (78%)	20 (22%)	1	4
18	BS	92/92 (100%)	66 (72%)	26 (28%)	0	1
19	AT	74/78 (95%)	58 (78%)	16 (22%)	1	4
19	BT	74/78 (95%)	60 (81%)	14 (19%)	1	6

Continued on next page...

Continued from previous page...

Mol	Chain	Analysed	Rotameric	Outliers	Percentiles	
20	AU	85/91 (93%)	68 (80%)	17 (20%)	1	5
20	BU	85/91 (93%)	61 (72%)	24 (28%)	0	1
21	AV	154/179 (86%)	123 (80%)	31 (20%)	1	5
21	BV	158/179 (88%)	130 (82%)	28 (18%)	2	8
22	A3	61/67 (91%)	52 (85%)	9 (15%)	3	13
22	B3	62/67 (92%)	50 (81%)	12 (19%)	1	5
23	AZ	82/83 (99%)	70 (85%)	12 (15%)	3	14
23	BZ	82/83 (99%)	66 (80%)	16 (20%)	1	5
24	AW	62/67 (92%)	46 (74%)	16 (26%)	0	2
24	BW	64/67 (96%)	51 (80%)	13 (20%)	1	5
25	AX	51/52 (98%)	47 (92%)	4 (8%)	12	38
25	BX	51/52 (98%)	38 (74%)	13 (26%)	0	2
26	A4	59/63 (94%)	42 (71%)	17 (29%)	0	1
26	B4	57/63 (90%)	41 (72%)	16 (28%)	0	1
27	A5	51/52 (98%)	37 (72%)	14 (28%)	0	1
27	B5	51/52 (98%)	38 (74%)	13 (26%)	0	2
28	A6	44/52 (85%)	28 (64%)	16 (36%)	0	0
28	B6	44/52 (85%)	29 (66%)	15 (34%)	0	1
29	A7	42/42 (100%)	35 (83%)	7 (17%)	2	10
29	B7	42/42 (100%)	30 (71%)	12 (29%)	0	1
30	A8	51/55 (93%)	41 (80%)	10 (20%)	1	5
30	B8	51/55 (93%)	37 (72%)	14 (28%)	0	1
32	CE	205/220 (93%)	164 (80%)	41 (20%)	1	5
32	DE	205/220 (93%)	168 (82%)	37 (18%)	1	7
33	CF	159/188 (85%)	132 (83%)	27 (17%)	2	9
33	DF	160/188 (85%)	129 (81%)	31 (19%)	1	5
34	CG	180/180 (100%)	150 (83%)	30 (17%)	2	10
34	DG	180/180 (100%)	141 (78%)	39 (22%)	1	4
35	CH	116/123 (94%)	94 (81%)	22 (19%)	1	6
35	DH	116/123 (94%)	97 (84%)	19 (16%)	2	10
36	CI	90/90 (100%)	78 (87%)	12 (13%)	4	17

Continued on next page...

Continued from previous page...

Mol	Chain	Analysed	Rotameric	Outliers	Percentiles	
36	DI	90/90 (100%)	78 (87%)	12 (13%)	4	17
37	CJ	126/127 (99%)	105 (83%)	21 (17%)	2	10
37	DJ	126/127 (99%)	100 (79%)	26 (21%)	1	4
38	CK	119/119 (100%)	106 (89%)	13 (11%)	6	24
38	DK	119/119 (100%)	102 (86%)	17 (14%)	3	15
39	CL	98/99 (99%)	69 (70%)	29 (30%)	0	1
39	DL	98/99 (99%)	72 (74%)	26 (26%)	0	1
40	CM	89/92 (97%)	69 (78%)	20 (22%)	1	3
40	DM	89/92 (97%)	65 (73%)	24 (27%)	0	1
41	CN	90/99 (91%)	77 (86%)	13 (14%)	3	15
41	DN	90/99 (91%)	79 (88%)	11 (12%)	5	20
42	CO	104/109 (95%)	88 (85%)	16 (15%)	2	12
42	DO	104/109 (95%)	85 (82%)	19 (18%)	1	7
43	CP	94/101 (93%)	76 (81%)	18 (19%)	1	6
43	DP	94/101 (93%)	77 (82%)	17 (18%)	1	7
44	CQ	49/50 (98%)	34 (69%)	15 (31%)	0	1
44	DQ	49/50 (98%)	37 (76%)	12 (24%)	0	2
45	CR	79/80 (99%)	69 (87%)	10 (13%)	4	19
45	DR	79/80 (99%)	68 (86%)	11 (14%)	3	16
46	CS	72/74 (97%)	58 (81%)	14 (19%)	1	5
46	DS	72/74 (97%)	58 (81%)	14 (19%)	1	5
47	CT	95/97 (98%)	83 (87%)	12 (13%)	4	19
47	DT	95/97 (98%)	88 (93%)	7 (7%)	13	40
48	CU	63/77 (82%)	51 (81%)	12 (19%)	1	6
48	DU	63/77 (82%)	50 (79%)	13 (21%)	1	4
49	CV	67/80 (84%)	50 (75%)	17 (25%)	0	2
49	DV	67/80 (84%)	53 (79%)	14 (21%)	1	4
50	CW	76/82 (93%)	64 (84%)	12 (16%)	2	11
50	DW	76/82 (93%)	62 (82%)	14 (18%)	1	7
51	CX	20/22 (91%)	15 (75%)	5 (25%)	0	2
51	DX	20/22 (91%)	18 (90%)	2 (10%)	7	27

Continued on next page...

Continued from previous page...

Mol	Chain	Analysed	Rotameric	Outliers	Percentiles
All	All	9579/9996 (96%)	7581 (79%)	1998 (21%)	1 4

All (1998) residues with a non-rotameric sidechain are listed below:

Mol	Chain	Res	Type
3	AD	3	VAL
3	AD	17	THR
3	AD	26	LYS
3	AD	32	SER
3	AD	43	ARG
3	AD	44	ASN
3	AD	61	LEU
3	AD	64	ILE
3	AD	65	ILE
3	AD	91	ARG
3	AD	94	LEU
3	AD	95	LEU
3	AD	98	VAL
3	AD	103	ARG
3	AD	105	ILE
3	AD	112	GLN
3	AD	113	VAL
3	AD	122	ASP
3	AD	126	GLN
3	AD	131	LEU
3	AD	136	ILE
3	AD	141	VAL
3	AD	155	LEU
3	AD	162	SER
3	AD	164	GLN
3	AD	166	GLN
3	AD	171	ASP
3	AD	173	VAL
3	AD	212	SER
3	AD	217	ARG
3	AD	218	ARG
3	AD	242	ARG
3	AD	257	LEU
3	AD	259	THR
3	AD	267	SER
3	AD	270	ILE
3	AD	271	ILE

Continued on next page...

Continued from previous page...

Mol	Chain	Res	Type
3	AD	273	ARG
4	AE	13	ARG
4	AE	15	PHE
4	AE	16	ARG
4	AE	19	ARG
4	AE	21	VAL
4	AE	23	VAL
4	AE	26	ILE
4	AE	33	VAL
4	AE	34	VAL
4	AE	40	GLU
4	AE	47	VAL
4	AE	48	GLN
4	AE	49	LEU
4	AE	52	LEU
4	AE	57	LYS
4	AE	59	VAL
4	AE	60	ASN
4	AE	61	ARG
4	AE	63	LEU
4	AE	66	HIS
4	AE	67	PHE
4	AE	78	LEU
4	AE	79	ARG
4	AE	81	ILE
4	AE	82	ARG
4	AE	87	GLU
4	AE	89	ASP
4	AE	93	VAL
4	AE	95	ILE
4	AE	101	ARG
4	AE	111	ARG
4	AE	113	PHE
4	AE	116	VAL
4	AE	119	ARG
4	AE	141	ILE
4	AE	144	ARG
4	AE	145	LYS
4	AE	146	THR
4	AE	154	LYS
4	AE	163	GLU
4	AE	175	VAL

Continued on next page...

Continued from previous page...

Mol	Chain	Res	Type
4	AE	179	GLU
4	AE	181	LEU
4	AE	196	VAL
4	AE	197	ILE
4	AE	203	LYS
5	AF	7	TYR
5	AF	8	GLN
5	AF	9	ILE
5	AF	15	SER
5	AF	17	ARG
5	AF	18	ARG
5	AF	24	LEU
5	AF	27	GLU
5	AF	32	LEU
5	AF	33	LEU
5	AF	38	ARG
5	AF	43	LYS
5	AF	45	ARG
5	AF	46	ARG
5	AF	50	SER
5	AF	53	THR
5	AF	64	ILE
5	AF	67	GLN
5	AF	70	THR
5	AF	82	ILE
5	AF	88	VAL
5	AF	106	ARG
5	AF	117	ARG
5	AF	127	GLU
5	AF	161	GLU
5	AF	162	LEU
5	AF	168	ARG
5	AF	170	LEU
5	AF	174	VAL
5	AF	181	LEU
5	AF	183	VAL
5	AF	189	THR
5	AF	197	ASP
5	AF	203	GLN
5	AF	205	ARG
5	AF	206	ILE
6	AG	4	ASP

Continued on next page...

Continued from previous page...

Mol	Chain	Res	Type
6	AG	9	ARG
6	AG	10	LYS
6	AG	13	GLU
6	AG	16	ARG
6	AG	20	ILE
6	AG	31	VAL
6	AG	43	LEU
6	AG	45	GLU
6	AG	48	GLU
6	AG	63	ILE
6	AG	67	LYS
6	AG	70	VAL
6	AG	71	THR
6	AG	81	LYS
6	AG	82	LEU
6	AG	83	ARG
6	AG	90	LEU
6	AG	94	LEU
6	AG	96	ARG
6	AG	101	ILE
6	AG	104	GLU
6	AG	116	ASP
6	AG	118	ARG
6	AG	121	ASN
6	AG	128	ARG
6	AG	130	ASN
6	AG	149	VAL
6	AG	155	MET
6	AG	159	VAL
6	AG	162	THR
6	AG	165	THR
6	AG	167	GLU
6	AG	176	LEU
7	AH	3	ARG
7	AH	4	ILE
7	AH	7	LEU
7	AH	9	ILE
7	AH	23	ARG
7	AH	24	VAL
7	AH	41	MET
7	AH	44	VAL
7	AH	45	VAL

Continued on next page...

Continued from previous page...

Mol	Chain	Res	Type
7	AH	50	VAL
7	AH	56	SER
7	AH	59	ARG
7	AH	69	ARG
7	AH	81	GLU
7	AH	89	ILE
7	AH	97	ARG
7	AH	101	ARG
7	AH	104	GLU
7	AH	107	VAL
7	AH	113	VAL
7	AH	116	GLU
7	AH	122	THR
7	AH	127	GLU
7	AH	129	THR
7	AH	132	ARG
7	AH	138	LYS
7	AH	139	GLN
7	AH	143	GLN
7	AH	153	LYS
7	AH	158	HIS
7	AH	163	TYR
7	AH	170	ARG
8	AK	2	LYS
8	AK	3	VAL
8	AK	11	ASN
8	AK	12	LEU
8	AK	20	ASP
8	AK	25	TYR
8	AK	38	LEU
8	AK	41	GLU
8	AK	44	LEU
8	AK	57	ARG
8	AK	64	GLU
8	AK	68	LEU
8	AK	71	ILE
8	AK	77	LEU
8	AK	78	THR
8	AK	85	GLU
8	AK	92	VAL
8	AK	93	THR
8	AK	101	LEU

Continued on next page...

Continued from previous page...

Mol	Chain	Res	Type
8	AK	103	ARG
8	AK	108	THR
8	AK	135	GLU
8	AK	140	LEU
9	AM	2	LYS
9	AM	5	VAL
9	AM	7	LYS
9	AM	10	GLU
9	AM	32	THR
9	AM	34	LEU
9	AM	35	ARG
9	AM	43	THR
9	AM	45	ASN
9	AM	46	VAL
9	AM	48	MET
9	AM	55	VAL
9	AM	60	ILE
9	AM	61	ARG
9	AM	63	THR
9	AM	67	LEU
9	AM	87	LEU
9	AM	89	LYS
9	AM	90	MET
9	AM	96	GLU
9	AM	97	ARG
9	AM	114	ARG
9	AM	120	LEU
9	AM	127	ASP
9	AM	130	HIS
9	AM	131	GLN
9	AM	133	GLN
9	AM	134	ARG
9	AM	138	LEU
10	AN	8	LEU
10	AN	20	MET
10	AN	22	ILE
10	AN	23	ARG
10	AN	47	ILE
10	AN	52	VAL
10	AN	53	LYS
10	AN	66	LYS
10	AN	68	GLU

Continued on next page...

Continued from previous page...

Mol	Chain	Res	Type
10	AN	82	ASN
10	AN	85	VAL
10	AN	94	ARG
10	AN	98	VAL
10	AN	116	SER
11	AO	5	ASP
11	AO	6	LEU
11	AO	14	LYS
11	AO	15	ARG
11	AO	16	ARG
11	AO	19	VAL
11	AO	21	ARG
11	AO	30	THR
11	AO	41	ARG
11	AO	45	LEU
11	AO	46	LYS
11	AO	49	ARG
11	AO	50	ARG
11	AO	55	ARG
11	AO	61	ARG
11	AO	62	LEU
11	AO	64	LYS
11	AO	65	ARG
11	AO	68	GLN
11	AO	75	ILE
11	AO	81	GLN
11	AO	88	LEU
11	AO	90	ARG
11	AO	92	GLU
11	AO	96	THR
11	AO	99	LEU
11	AO	105	LEU
11	AO	106	LEU
11	AO	112	LEU
11	AO	126	VAL
11	AO	135	LEU
11	AO	138	LEU
11	AO	144	GLU
11	AO	147	LEU
11	AO	148	LEU
12	AP	2	LEU
12	AP	3	MET

Continued on next page...

Continued from previous page...

Mol	Chain	Res	Type
12	AP	5	ARG
12	AP	7	MET
12	AP	8	LYS
12	AP	10	ARG
12	AP	21	THR
12	AP	22	LYS
12	AP	27	VAL
12	AP	35	VAL
12	AP	45	GLN
12	AP	59	ARG
12	AP	63	LYS
12	AP	66	ILE
12	AP	72	LYS
12	AP	82	ARG
12	AP	83	MET
12	AP	87	LYS
12	AP	90	VAL
12	AP	103	MET
12	AP	109	VAL
12	AP	110	THR
12	AP	112	GLU
12	AP	115	MET
12	AP	139	GLU
13	A0	6	SER
13	A0	18	LEU
13	A0	28	LEU
13	A0	29	LEU
13	A0	34	ILE
13	A0	35	THR
13	A0	36	THR
13	A0	37	THR
13	A0	40	LYS
13	A0	44	LEU
13	A0	54	LEU
13	A0	60	LEU
13	A0	65	LEU
13	A0	74	LYS
13	A0	75	LEU
13	A0	79	LEU
13	A0	83	ILE
13	A0	91	GLN
13	A0	104	ARG

Continued on next page...

Continued from previous page...

Mol	Chain	Res	Type
13	A0	105	ARG
13	A0	107	ASP
14	AQ	20	ARG
14	AQ	24	LEU
14	AQ	26	LEU
14	AQ	31	SER
14	AQ	35	ILE
14	AQ	36	TYR
14	AQ	42	ASP
14	AQ	43	GLU
14	AQ	50	SER
14	AQ	54	LEU
14	AQ	58	LEU
14	AQ	69	VAL
14	AQ	73	LEU
14	AQ	83	LYS
14	AQ	89	ARG
14	AQ	101	LEU
14	AQ	106	ARG
14	AQ	111	GLU
15	AR	9	LEU
15	AR	11	GLU
15	AR	12	SER
15	AR	17	THR
15	AR	19	LEU
15	AR	27	THR
15	AR	30	VAL
15	AR	33	LYS
15	AR	35	LYS
15	AR	41	ARG
15	AR	42	ILE
15	AR	50	ILE
15	AR	53	ARG
15	AR	57	PHE
15	AR	58	ASN
15	AR	59	THR
15	AR	74	ARG
15	AR	85	LYS
15	AR	86	ILE
15	AR	87	ASP
15	AR	88	ILE
15	AR	89	VAL

Continued on next page...

Continued from previous page...

Mol	Chain	Res	Type
15	AR	96	ARG
15	AR	99	LEU
15	AR	105	LEU
15	AR	106	SER
15	AR	110	ILE
15	AR	112	ARG
15	AR	128	GLU
16	A1	5	LYS
16	A1	16	LYS
16	A1	27	LEU
16	A1	34	LYS
16	A1	47	TYR
16	A1	52	ARG
16	A1	66	ASN
16	A1	70	ARG
16	A1	74	LEU
16	A1	76	TYR
16	A1	79	PHE
16	A1	97	ASP
16	A1	98	LEU
16	A1	108	GLU
16	A1	111	GLU
16	A1	112	ARG
17	A2	5	VAL
17	A2	6	LYS
17	A2	7	THR
17	A2	12	TYR
17	A2	15	GLU
17	A2	18	LEU
17	A2	21	ARG
17	A2	32	THR
17	A2	33	VAL
17	A2	35	LEU
17	A2	39	LEU
17	A2	40	LEU
17	A2	45	THR
17	A2	52	VAL
17	A2	57	VAL
17	A2	61	VAL
17	A2	64	HIS
17	A2	70	ILE
17	A2	73	SER

Continued on next page...

Continued from previous page...

Mol	Chain	Res	Type
17	A2	79	VAL
17	A2	88	ARG
17	A2	89	GLN
17	A2	99	ILE
18	AS	1	MET
18	AS	11	ARG
18	AS	16	LYS
18	AS	17	VAL
18	AS	19	LEU
18	AS	39	THR
18	AS	41	LYS
18	AS	51	LEU
18	AS	67	ASP
18	AS	69	LEU
18	AS	70	TYR
18	AS	76	VAL
18	AS	78	GLU
18	AS	86	LEU
18	AS	88	ARG
18	AS	92	ARG
18	AS	96	ILE
18	AS	100	THR
18	AS	107	LEU
18	AS	111	HIS
19	AT	12	VAL
19	AT	15	GLU
19	AT	23	GLU
19	AT	27	THR
19	AT	38	GLU
19	AT	41	ASN
19	AT	44	GLU
19	AT	53	LYS
19	AT	57	LEU
19	AT	63	LYS
19	AT	65	ARG
19	AT	70	LEU
19	AT	80	ILE
19	AT	81	VAL
19	AT	87	GLN
19	AT	88	LYS
20	AU	3	VAL
20	AU	6	HIS

Continued on next page...

Continued from previous page...

Mol	Chain	Res	Type
20	AU	26	LYS
20	AU	38	ILE
20	AU	40	GLU
20	AU	52	SER
20	AU	57	GLN
20	AU	62	GLU
20	AU	64	GLU
20	AU	75	ILE
20	AU	76	CYS
20	AU	79	CYS
20	AU	84	ARG
20	AU	86	ARG
20	AU	87	LYS
20	AU	90	LEU
20	AU	97	ARG
21	AV	2	GLU
21	AV	5	LEU
21	AV	24	LEU
21	AV	33	LEU
21	AV	41	LEU
21	AV	59	LEU
21	AV	61	LEU
21	AV	71	VAL
21	AV	73	GLN
21	AV	76	LEU
21	AV	77	ASP
21	AV	80	ARG
21	AV	86	VAL
21	AV	87	ASP
21	AV	93	ASP
21	AV	95	PRO
21	AV	96	VAL
21	AV	97	GLU
21	AV	98	MET
21	AV	112	ARG
21	AV	117	LEU
21	AV	119	GLU
21	AV	121	HIS
21	AV	122	ARG
21	AV	132	ASN
21	AV	135	GLU
21	AV	144	LEU

Continued on next page...

Continued from previous page...

Mol	Chain	Res	Type
21	AV	146	ILE
21	AV	151	HIS
21	AV	162	GLU
21	AV	175	VAL
22	A3	20	ARG
22	A3	36	ILE
22	A3	38	VAL
22	A3	40	GLN
22	A3	46	LYS
22	A3	53	MET
22	A3	55	ARG
22	A3	66	VAL
22	A3	84	LEU
23	AZ	21	ARG
23	AZ	26	ARG
23	AZ	30	VAL
23	AZ	40	ARG
23	AZ	41	ARG
23	AZ	50	ARG
23	AZ	75	GLU
23	AZ	78	LYS
23	AZ	80	LEU
23	AZ	82	LEU
23	AZ	83	GLU
23	AZ	91	LYS
24	AW	5	GLU
24	AW	9	GLN
24	AW	14	ARG
24	AW	17	SER
24	AW	23	LYS
24	AW	24	LEU
24	AW	34	GLU
24	AW	35	LEU
24	AW	44	LEU
24	AW	47	ASN
24	AW	53	LEU
24	AW	54	LYS
24	AW	62	THR
24	AW	64	LEU
24	AW	65	ASN
24	AW	68	ARG
25	AX	8	LEU

Continued on next page...

Continued from previous page...

Mol	Chain	Res	Type
25	AX	31	LEU
25	AX	32	GLN
25	AX	40	THR
26	A4	10	VAL
26	A4	14	ILE
26	A4	15	ILE
26	A4	16	CYS
26	A4	27	THR
26	A4	33	VAL
26	A4	34	GLU
26	A4	39	CYS
26	A4	43	TYR
26	A4	47	GLN
26	A4	49	PHE
26	A4	53	GLU
26	A4	57	GLU
26	A4	59	PHE
26	A4	61	ARG
26	A4	62	ARG
26	A4	66	SER
27	A5	3	LYS
27	A5	4	HIS
27	A5	11	THR
27	A5	16	ARG
27	A5	23	HIS
27	A5	29	THR
27	A5	36	CYS
27	A5	37	LYS
27	A5	40	LYS
27	A5	44	THR
27	A5	51	TYR
27	A5	52	TYR
27	A5	56	LYS
27	A5	58	LEU
28	A6	12	GLU
28	A6	13	CYS
28	A6	17	LYS
28	A6	18	ARG
28	A6	25	LYS
28	A6	26	ASN
28	A6	27	LYS
28	A6	28	ARG

Continued on next page...

Continued from previous page...

Mol	Chain	Res	Type
28	A6	32	ASN
28	A6	34	LEU
28	A6	36	LEU
28	A6	37	ARG
28	A6	39	TYR
28	A6	44	ARG
28	A6	45	LYS
28	A6	51	GLU
29	A7	1	MET
29	A7	2	LYS
29	A7	4	THR
29	A7	8	ASN
29	A7	34	ARG
29	A7	43	THR
29	A7	46	VAL
30	A8	29	LYS
30	A8	33	ASN
30	A8	41	ILE
30	A8	44	LYS
30	A8	47	LYS
30	A8	49	VAL
30	A8	52	LYS
30	A8	56	GLU
30	A8	58	ILE
30	A8	62	LEU
3	BD	3	VAL
3	BD	5	LYS
3	BD	13	ARG
3	BD	18	VAL
3	BD	20	ASP
3	BD	25	THR
3	BD	26	LYS
3	BD	27	THR
3	BD	28	GLU
3	BD	30	GLU
3	BD	31	LYS
3	BD	34	VAL
3	BD	43	ARG
3	BD	44	ASN
3	BD	46	GLN
3	BD	48	ARG
3	BD	49	ILE

Continued on next page...

Continued from previous page...

Mol	Chain	Res	Type
3	BD	61	LEU
3	BD	64	ILE
3	BD	65	ILE
3	BD	69	ARG
3	BD	72	LYS
3	BD	94	LEU
3	BD	98	VAL
3	BD	99	ASP
3	BD	103	ARG
3	BD	105	ILE
3	BD	106	ILE
3	BD	112	GLN
3	BD	117	VAL
3	BD	126	GLN
3	BD	140	THR
3	BD	141	VAL
3	BD	147	LEU
3	BD	155	LEU
3	BD	157	ARG
3	BD	166	GLN
3	BD	176	ARG
3	BD	182	LEU
3	BD	192	THR
3	BD	198	ASN
3	BD	200	ASP
3	BD	212	SER
3	BD	218	ARG
3	BD	244	ARG
3	BD	255	LYS
3	BD	257	LEU
3	BD	260	ARG
3	BD	267	SER
3	BD	271	ILE
3	BD	273	ARG
4	BE	7	VAL
4	BE	9	VAL
4	BE	26	ILE
4	BE	33	VAL
4	BE	35	GLN
4	BE	36	ARG
4	BE	37	ARG
4	BE	44	TYR

Continued on next page...

Continued from previous page...

Mol	Chain	Res	Type
4	BE	47	VAL
4	BE	48	GLN
4	BE	49	LEU
4	BE	52	LEU
4	BE	54	GLN
4	BE	58	ARG
4	BE	59	VAL
4	BE	63	LEU
4	BE	69	LYS
4	BE	76	ARG
4	BE	77	ILE
4	BE	78	LEU
4	BE	79	ARG
4	BE	82	ARG
4	BE	91	VAL
4	BE	93	VAL
4	BE	95	ILE
4	BE	116	VAL
4	BE	119	ARG
4	BE	133	LYS
4	BE	135	HIS
4	BE	144	ARG
4	BE	154	LYS
4	BE	181	LEU
4	BE	182	LEU
4	BE	188	VAL
4	BE	197	ILE
4	BE	200	GLU
4	BE	201	THR
4	BE	203	LYS
5	BF	2	LYS
5	BF	7	TYR
5	BF	8	GLN
5	BF	11	VAL
5	BF	17	ARG
5	BF	19	GLU
5	BF	20	LEU
5	BF	24	LEU
5	BF	33	LEU
5	BF	38	ARG
5	BF	46	ARG
5	BF	52	LYS

Continued on next page...

Continued from previous page...

Mol	Chain	Res	Type
5	BF	57	VAL
5	BF	62	ARG
5	BF	67	GLN
5	BF	68	LYS
5	BF	70	THR
5	BF	74	ARG
5	BF	82	ILE
5	BF	83	PHE
5	BF	88	VAL
5	BF	100	THR
5	BF	106	ARG
5	BF	107	LYS
5	BF	110	LEU
5	BF	123	LEU
5	BF	125	LEU
5	BF	127	GLU
5	BF	140	LEU
5	BF	149	ASP
5	BF	153	SER
5	BF	154	VAL
5	BF	158	THR
5	BF	165	ARG
5	BF	181	LEU
5	BF	192	LEU
5	BF	194	MET
5	BF	196	LEU
5	BF	197	ASP
5	BF	199	TRP
5	BF	205	ARG
6	BG	4	ASP
6	BG	13	GLU
6	BG	16	ARG
6	BG	22	ARG
6	BG	28	VAL
6	BG	34	LEU
6	BG	35	GLU
6	BG	40	ASN
6	BG	45	GLU
6	BG	47	LYS
6	BG	52	ILE
6	BG	63	ILE
6	BG	67	LYS

Continued on next page...

Continued from previous page...

Mol	Chain	Res	Type
6	BG	71	THR
6	BG	79	ASN
6	BG	81	LYS
6	BG	82	LEU
6	BG	83	ARG
6	BG	86	MET
6	BG	88	ILE
6	BG	94	LEU
6	BG	96	ARG
6	BG	97	ASP
6	BG	108	ASN
6	BG	115	ARG
6	BG	116	ASP
6	BG	118	ARG
6	BG	130	ASN
6	BG	133	LEU
6	BG	137	GLU
6	BG	138	GLN
6	BG	139	LEU
6	BG	146	TYR
6	BG	147	ASP
6	BG	148	MET
6	BG	159	VAL
6	BG	162	THR
6	BG	165	THR
6	BG	173	LEU
7	BH	4	ILE
7	BH	24	VAL
7	BH	30	LYS
7	BH	34	GLU
7	BH	41	MET
7	BH	43	VAL
7	BH	50	VAL
7	BH	59	ARG
7	BH	72	ILE
7	BH	83	TYR
7	BH	86	GLU
7	BH	87	LEU
7	BH	89	ILE
7	BH	101	ARG
7	BH	103	LEU
7	BH	105	LEU

Continued on next page...

Continued from previous page...

Mol	Chain	Res	Type
7	BH	106	THR
7	BH	125	VAL
7	BH	132	ARG
7	BH	136	ILE
7	BH	139	GLN
7	BH	143	GLN
7	BH	147	ASN
7	BH	152	ARG
8	BK	7	GLU
8	BK	9	LEU
8	BK	11	ASN
8	BK	14	ASP
8	BK	37	VAL
8	BK	44	LEU
8	BK	52	ARG
8	BK	54	GLN
8	BK	56	LYS
8	BK	62	LYS
8	BK	74	ASN
8	BK	75	LEU
8	BK	76	THR
8	BK	77	LEU
8	BK	78	THR
8	BK	81	VAL
8	BK	82	ARG
8	BK	87	LYS
8	BK	101	LEU
8	BK	102	SER
8	BK	104	GLN
8	BK	107	VAL
8	BK	109	ILE
8	BK	110	ASP
8	BK	113	ARG
8	BK	114	LEU
8	BK	117	GLU
8	BK	122	GLU
8	BK	123	LEU
8	BK	125	GLU
8	BK	128	LEU
8	BK	133	HIS
8	BK	142	VAL
9	BM	7	LYS

Continued on next page...

Continued from previous page...

Mol	Chain	Res	Type
9	BM	28	THR
9	BM	32	THR
9	BM	33	LEU
9	BM	34	LEU
9	BM	38	HIS
9	BM	43	THR
9	BM	45	ASN
9	BM	48	MET
9	BM	58	ASP
9	BM	63	THR
9	BM	67	LEU
9	BM	83	LYS
9	BM	87	LEU
9	BM	93	THR
9	BM	94	HIS
9	BM	97	ARG
9	BM	99	LEU
9	BM	115	ARG
9	BM	120	LEU
9	BM	127	ASP
9	BM	137	LYS
10	BN	5	GLN
10	BN	8	LEU
10	BN	9	GLU
10	BN	10	VAL
10	BN	14	THR
10	BN	22	ILE
10	BN	23	ARG
10	BN	24	VAL
10	BN	28	SER
10	BN	35	VAL
10	BN	49	ARG
10	BN	70	LYS
10	BN	85	VAL
10	BN	94	ARG
10	BN	98	VAL
10	BN	104	ARG
10	BN	106	LEU
10	BN	108	GLU
10	BN	114	ILE
10	BN	117	LEU
11	BO	6	LEU

Continued on next page...

Continued from previous page...

Mol	Chain	Res	Type
11	BO	7	ARG
11	BO	14	LYS
11	BO	15	ARG
11	BO	16	ARG
11	BO	21	ARG
11	BO	30	THR
11	BO	36	LYS
11	BO	41	ARG
11	BO	45	LEU
11	BO	46	LYS
11	BO	49	ARG
11	BO	50	ARG
11	BO	61	ARG
11	BO	62	LEU
11	BO	64	LYS
11	BO	65	ARG
11	BO	68	GLN
11	BO	75	ILE
11	BO	81	GLN
11	BO	85	LEU
11	BO	87	ASP
11	BO	95	VAL
11	BO	96	THR
11	BO	98	GLU
11	BO	99	LEU
11	BO	100	LEU
11	BO	101	VAL
11	BO	105	LEU
11	BO	106	LEU
11	BO	111	ARG
11	BO	112	LEU
11	BO	114	ILE
11	BO	117	GLU
11	BO	124	LYS
11	BO	135	LEU
11	BO	138	LEU
11	BO	144	GLU
11	BO	147	LEU
11	BO	148	LEU
12	BP	3	MET
12	BP	5	ARG
12	BP	18	LYS

Continued on next page...

Continued from previous page...

Mol	Chain	Res	Type
12	BP	21	THR
12	BP	25	ASP
12	BP	26	TYR
12	BP	45	GLN
12	BP	59	ARG
12	BP	63	LYS
12	BP	64	ILE
12	BP	76	LYS
12	BP	79	LEU
12	BP	80	GLU
12	BP	82	ARG
12	BP	83	MET
12	BP	87	LYS
12	BP	90	VAL
12	BP	103	MET
12	BP	109	VAL
12	BP	110	THR
12	BP	112	GLU
12	BP	120	ILE
12	BP	133	ARG
12	BP	135	ASP
12	BP	141	GLN
13	B0	6	SER
13	B0	15	SER
13	B0	16	HIS
13	B0	18	LEU
13	B0	28	LEU
13	B0	29	LEU
13	B0	37	THR
13	B0	44	LEU
13	B0	57	ARG
13	B0	63	ARG
13	B0	65	LEU
13	B0	75	LEU
13	B0	76	VAL
13	B0	79	LEU
13	B0	81	ASP
13	B0	105	ARG
13	B0	107	ASP
13	B0	117	VAL
13	B0	118	GLU
14	BQ	3	ARG

Continued on next page...

Continued from previous page...

Mol	Chain	Res	Type
14	BQ	12	PHE
14	BQ	14	VAL
14	BQ	15	ARG
14	BQ	17	ARG
14	BQ	20	ARG
14	BQ	21	THR
14	BQ	35	ILE
14	BQ	39	ILE
14	BQ	41	ASP
14	BQ	42	ASP
14	BQ	50	SER
14	BQ	58	LEU
14	BQ	65	VAL
14	BQ	71	ARG
14	BQ	83	LYS
14	BQ	84	GLN
14	BQ	89	ARG
14	BQ	106	ARG
14	BQ	110	LEU
14	BQ	112	PHE
15	BR	7	ILE
15	BR	8	LYS
15	BR	9	LEU
15	BR	11	GLU
15	BR	12	SER
15	BR	13	ARG
15	BR	16	ARG
15	BR	23	ARG
15	BR	27	THR
15	BR	29	ARG
15	BR	30	VAL
15	BR	31	SER
15	BR	33	LYS
15	BR	45	PHE
15	BR	59	THR
15	BR	64	ARG
15	BR	74	ARG
15	BR	80	SER
15	BR	85	LYS
15	BR	86	ILE
15	BR	87	ASP
15	BR	88	ILE

Continued on next page...

Continued from previous page...

Mol	Chain	Res	Type
15	BR	89	VAL
15	BR	90	GLN
15	BR	91	ARG
15	BR	93	ARG
15	BR	96	ARG
15	BR	98	LYS
15	BR	105	LEU
15	BR	107	ASP
15	BR	112	ARG
15	BR	117	ASP
15	BR	121	ILE
15	BR	134	GLU
15	BR	136	GLN
15	BR	137	LYS
16	B1	3	ARG
16	B1	27	LEU
16	B1	55	ARG
16	B1	71	GLN
16	B1	74	LEU
16	B1	78	THR
16	B1	83	LEU
16	B1	92	ARG
16	B1	95	LEU
16	B1	97	ASP
16	B1	105	VAL
16	B1	112	ARG
16	B1	117	GLN
17	B2	1	MET
17	B2	18	LEU
17	B2	19	LYS
17	B2	21	ARG
17	B2	35	LEU
17	B2	38	LEU
17	B2	40	LEU
17	B2	47	VAL
17	B2	57	VAL
17	B2	61	VAL
17	B2	62	LEU
17	B2	66	ARG
17	B2	70	ILE
17	B2	71	LEU
17	B2	72	VAL

Continued on next page...

Continued from previous page...

Mol	Chain	Res	Type
17	B2	75	PHE
17	B2	78	LYS
17	B2	79	VAL
17	B2	80	GLN
17	B2	82	ARG
17	B2	84	LYS
17	B2	85	LYS
17	B2	87	HIS
17	B2	88	ARG
17	B2	89	GLN
17	B2	91	TYR
17	B2	93	GLU
17	B2	95	LEU
18	BS	2	GLU
18	BS	11	ARG
18	BS	15	ARG
18	BS	19	LEU
18	BS	23	LEU
18	BS	37	ARG
18	BS	39	THR
18	BS	40	ASN
18	BS	41	LYS
18	BS	50	VAL
18	BS	51	LEU
18	BS	59	VAL
18	BS	63	ASP
18	BS	65	LEU
18	BS	67	ASP
18	BS	70	TYR
18	BS	76	VAL
18	BS	83	LYS
18	BS	88	ARG
18	BS	92	ARG
18	BS	94	ASP
18	BS	96	ILE
18	BS	98	LYS
18	BS	100	THR
18	BS	106	ILE
18	BS	107	LEU
19	BT	12	VAL
19	BT	15	GLU
19	BT	30	VAL

Continued on next page...

Continued from previous page...

Mol	Chain	Res	Type
19	BT	36	LYS
19	BT	38	GLU
19	BT	41	ASN
19	BT	48	LYS
19	BT	54	VAL
19	BT	55	ASN
19	BT	60	ARG
19	BT	63	LYS
19	BT	69	TYR
19	BT	80	ILE
19	BT	82	GLN
20	BU	3	VAL
20	BU	13	VAL
20	BU	23	ARG
20	BU	26	LYS
20	BU	28	LYS
20	BU	29	GLU
20	BU	44	ILE
20	BU	50	ARG
20	BU	55	TYR
20	BU	57	GLN
20	BU	60	PHE
20	BU	62	GLU
20	BU	75	ILE
20	BU	76	CYS
20	BU	79	CYS
20	BU	86	ARG
20	BU	89	PHE
20	BU	90	LEU
20	BU	91	GLU
20	BU	95	LYS
20	BU	96	ILE
20	BU	97	ARG
20	BU	99	CYS
20	BU	102	CYS
21	BV	4	ARG
21	BV	14	LYS
21	BV	24	LEU
21	BV	29	TYR
21	BV	32	HIS
21	BV	35	ARG
21	BV	37	VAL

Continued on next page...

Continued from previous page...

Mol	Chain	Res	Type
21	BV	50	GLN
21	BV	52	SER
21	BV	60	GLU
21	BV	73	GLN
21	BV	74	VAL
21	BV	76	LEU
21	BV	81	ARG
21	BV	87	ASP
21	BV	89	PHE
21	BV	94	GLU
21	BV	103	ARG
21	BV	112	ARG
21	BV	117	LEU
21	BV	118	GLN
21	BV	119	GLU
21	BV	121	HIS
21	BV	150	LEU
21	BV	165	VAL
21	BV	170	THR
21	BV	175	VAL
21	BV	179	ASP
22	B3	9	SER
22	B3	11	ARG
22	B3	12	ASN
22	B3	16	SER
22	B3	25	ARG
22	B3	36	ILE
22	B3	40	GLN
22	B3	43	THR
22	B3	44	ARG
22	B3	50	ASN
22	B3	55	ARG
22	B3	82	ARG
23	BZ	3	LYS
23	BZ	25	LYS
23	BZ	37	ILE
23	BZ	38	SER
23	BZ	41	ARG
23	BZ	56	GLN
23	BZ	62	VAL
23	BZ	74	VAL
23	BZ	76	ARG

Continued on next page...

Continued from previous page...

Mol	Chain	Res	Type
23	BZ	78	LYS
23	BZ	82	LEU
23	BZ	83	GLU
23	BZ	90	ILE
23	BZ	91	LYS
23	BZ	92	LYS
23	BZ	95	LEU
24	BW	5	GLU
24	BW	10	LEU
24	BW	15	LYS
24	BW	16	LEU
24	BW	22	GLU
24	BW	32	LEU
24	BW	35	LEU
24	BW	44	LEU
24	BW	47	ASN
24	BW	51	ARG
24	BW	53	LEU
24	BW	60	LEU
24	BW	64	LEU
25	BX	6	VAL
25	BX	8	LEU
25	BX	17	LYS
25	BX	18	ASP
25	BX	24	LYS
25	BX	29	ARG
25	BX	32	GLN
25	BX	35	ARG
25	BX	38	GLU
25	BX	40	THR
25	BX	52	HIS
25	BX	53	LEU
25	BX	58	VAL
26	B4	1	MET
26	B4	6	HIS
26	B4	18	CYS
26	B4	20	ASN
26	B4	22	ILE
26	B4	24	THR
26	B4	30	GLU
26	B4	32	TYR
26	B4	44	THR

Continued on next page...

Continued from previous page...

Mol	Chain	Res	Type
26	B4	46	GLN
26	B4	48	ARG
26	B4	49	PHE
26	B4	52	THR
26	B4	53	GLU
26	B4	61	ARG
26	B4	62	ARG
27	B5	3	LYS
27	B5	4	HIS
27	B5	12	SER
27	B5	15	ARG
27	B5	16	ARG
27	B5	23	HIS
27	B5	25	LEU
27	B5	29	THR
27	B5	35	GLU
27	B5	40	LYS
27	B5	48	GLU
27	B5	52	TYR
27	B5	56	LYS
28	B6	9	LEU
28	B6	10	LEU
28	B6	18	ARG
28	B6	19	ARG
28	B6	25	LYS
28	B6	29	ASN
28	B6	30	THR
28	B6	32	ASN
28	B6	34	LEU
28	B6	37	ARG
28	B6	43	CYS
28	B6	44	ARG
28	B6	45	LYS
28	B6	47	THR
28	B6	53	LYS
29	B7	1	MET
29	B7	4	THR
29	B7	8	ASN
29	B7	9	ARG
29	B7	14	LYS
29	B7	24	THR
29	B7	32	LYS

Continued on next page...

Continued from previous page...

Mol	Chain	Res	Type
29	B7	36	GLN
29	B7	41	ARG
29	B7	46	VAL
29	B7	48	LYS
29	B7	49	ARG
30	B8	8	LYS
30	B8	21	LYS
30	B8	23	VAL
30	B8	29	LYS
30	B8	33	ASN
30	B8	36	LYS
30	B8	37	SER
30	B8	40	GLU
30	B8	48	PHE
30	B8	49	VAL
30	B8	50	LEU
30	B8	52	LYS
30	B8	58	ILE
30	B8	61	LEU
32	CE	8	LYS
32	CE	9	GLU
32	CE	12	GLU
32	CE	15	VAL
32	CE	16	HIS
32	CE	17	PHE
32	CE	21	ARG
32	CE	22	LYS
32	CE	24	TRP
32	CE	45	GLN
32	CE	48	MET
32	CE	68	ILE
32	CE	71	VAL
32	CE	75	LYS
32	CE	82	ARG
32	CE	96	ARG
32	CE	107	THR
32	CE	111	ARG
32	CE	113	HIS
32	CE	119	GLU
32	CE	121	LEU
32	CE	144	ARG
32	CE	145	LEU

Continued on next page...

Continued from previous page...

Mol	Chain	Res	Type
32	CE	156	LYS
32	CE	163	PHE
32	CE	164	VAL
32	CE	168	THR
32	CE	169	LYS
32	CE	172	ILE
32	CE	178	ARG
32	CE	179	LYS
32	CE	185	ILE
32	CE	187	LEU
32	CE	191	ASP
32	CE	196	LEU
32	CE	200	ILE
32	CE	204	ASN
32	CE	208	ILE
32	CE	217	ARG
32	CE	223	ILE
32	CE	240	GLN
33	CF	5	ILE
33	CF	15	THR
33	CF	20	SER
33	CF	21	ARG
33	CF	26	LYS
33	CF	27	LYS
33	CF	29	TYR
33	CF	32	LEU
33	CF	36	ASP
33	CF	47	LEU
33	CF	52	LEU
33	CF	62	ASP
33	CF	64	VAL
33	CF	79	ARG
33	CF	85	ARG
33	CF	104	GLN
33	CF	122	GLU
33	CF	128	PHE
33	CF	132	ARG
33	CF	161	GLU
33	CF	165	THR
33	CF	167	TRP
33	CF	188	LEU
33	CF	192	THR

Continued on next page...

Continued from previous page...

Mol	Chain	Res	Type
33	CF	196	LEU
33	CF	202	ILE
33	CF	206	GLU
34	CG	3	ARG
34	CG	10	ARG
34	CG	11	LEU
34	CG	12	CYS
34	CG	13	ARG
34	CG	19	LEU
34	CG	26	CYS
34	CG	30	LYS
34	CG	33	MET
34	CG	58	LEU
34	CG	59	ARG
34	CG	65	ARG
34	CG	84	LYS
34	CG	86	LYS
34	CG	91	SER
34	CG	96	LEU
34	CG	114	ARG
34	CG	122	ARG
34	CG	127	THR
34	CG	135	LEU
34	CG	150	GLU
34	CG	154	ASN
34	CG	156	GLU
34	CG	159	ARG
34	CG	190	ASP
34	CG	192	GLU
34	CG	193	ASP
34	CG	200	GLU
34	CG	201	GLN
34	CG	208	SER
35	CH	6	PHE
35	CH	10	MET
35	CH	11	ILE
35	CH	12	LEU
35	CH	16	THR
35	CH	20	GLN
35	CH	32	VAL
35	CH	33	VAL
35	CH	41	VAL

Continued on next page...

Continued from previous page...

Mol	Chain	Res	Type
35	CH	43	LEU
35	CH	51	VAL
35	CH	53	LEU
35	CH	64	ARG
35	CH	73	ASN
35	CH	79	GLU
35	CH	80	ILE
35	CH	91	LEU
35	CH	116	THR
35	CH	121	LYS
35	CH	144	THR
35	CH	147	ASP
35	CH	153	LYS
36	CI	19	LEU
36	CI	21	LEU
36	CI	25	ILE
36	CI	40	VAL
36	CI	46	ARG
36	CI	55	ASP
36	CI	63	TYR
36	CI	64	GLN
36	CI	73	ASN
36	CI	75	LEU
36	CI	93	SER
36	CI	98	LEU
37	CJ	8	GLU
37	CJ	33	ASP
37	CJ	35	LYS
37	CJ	38	LEU
37	CJ	49	ILE
37	CJ	56	GLN
37	CJ	63	LYS
37	CJ	78	ARG
37	CJ	80	VAL
37	CJ	89	MET
37	CJ	90	GLU
37	CJ	91	VAL
37	CJ	94	ARG
37	CJ	104	LEU
37	CJ	111	ARG
37	CJ	113	GLU
37	CJ	120	ILE

Continued on next page...

Continued from previous page...

Mol	Chain	Res	Type
37	CJ	124	LEU
37	CJ	131	LYS
37	CJ	141	VAL
37	CJ	155	ARG
38	CK	19	VAL
38	CK	29	SER
38	CK	41	ARG
38	CK	63	LEU
38	CK	68	ARG
38	CK	75	ARG
38	CK	77	GLU
38	CK	80	ILE
38	CK	85	ARG
38	CK	95	VAL
38	CK	98	LYS
38	CK	102	ARG
38	CK	105	ARG
39	CL	2	GLU
39	CL	7	THR
39	CL	9	ARG
39	CL	10	ARG
39	CL	14	VAL
39	CL	16	ARG
39	CL	25	LYS
39	CL	35	GLU
39	CL	38	GLN
39	CL	40	LEU
39	CL	42	ARG
39	CL	47	LEU
39	CL	50	LEU
39	CL	58	HIS
39	CL	64	THR
39	CL	65	VAL
39	CL	79	LEU
39	CL	83	ARG
39	CL	89	ASN
39	CL	91	ASP
39	CL	93	ARG
39	CL	95	LYS
39	CL	105	ASP
39	CL	109	VAL
39	CL	112	LYS

Continued on next page...

Continued from previous page...

Mol	Chain	Res	Type
39	CL	114	TYR
39	CL	124	GLN
39	CL	125	TYR
39	CL	126	SER
40	CM	16	LEU
40	CM	17	ASP
40	CM	24	VAL
40	CM	29	ARG
40	CM	33	GLN
40	CM	34	VAL
40	CM	35	SER
40	CM	43	ARG
40	CM	46	ARG
40	CM	48	THR
40	CM	55	LYS
40	CM	62	HIS
40	CM	70	ARG
40	CM	74	ILE
40	CM	80	LYS
40	CM	84	GLN
40	CM	85	LEU
40	CM	86	MET
40	CM	92	THR
40	CM	96	ILE
41	CN	28	THR
41	CN	29	ILE
41	CN	30	VAL
41	CN	31	THR
41	CN	41	THR
41	CN	84	VAL
41	CN	87	THR
41	CN	91	ARG
41	CN	104	GLN
41	CN	109	VAL
41	CN	114	VAL
41	CN	119	CYS
41	CN	127	LYS
42	CO	4	ILE
42	CO	17	LYS
42	CO	30	ARG
42	CO	46	ASN
42	CO	57	LEU

Continued on next page...

Continued from previous page...

Mol	Chain	Res	Type
42	CO	59	SER
42	CO	75	GLN
42	CO	80	VAL
42	CO	86	ARG
42	CO	88	LYS
42	CO	89	ASP
42	CO	93	VAL
42	CO	99	ARG
42	CO	111	LYS
42	CO	115	SER
42	CO	124	GLU
43	CP	17	VAL
43	CP	20	THR
43	CP	34	LEU
43	CP	39	ILE
43	CP	47	ASP
43	CP	56	LEU
43	CP	57	ARG
43	CP	64	TRP
43	CP	67	GLU
43	CP	69	GLU
43	CP	70	LEU
43	CP	78	ILE
43	CP	88	ARG
43	CP	102	ARG
43	CP	105	THR
43	CP	108	ARG
43	CP	110	ARG
43	CP	114	ARG
44	CQ	3	ARG
44	CQ	7	ILE
44	CQ	15	LYS
44	CQ	16	PHE
44	CQ	17	LYS
44	CQ	18	VAL
44	CQ	23	ARG
44	CQ	27	CYS
44	CQ	31	ARG
44	CQ	41	ARG
44	CQ	43	CYS
44	CQ	44	LEU
44	CQ	45	ARG

Continued on next page...

Continued from previous page...

Mol	Chain	Res	Type
44	CQ	57	ARG
44	CQ	60	SER
45	CR	21	ASP
45	CR	31	LEU
45	CR	38	ARG
45	CR	39	LEU
45	CR	47	LYS
45	CR	56	LEU
45	CR	66	LEU
45	CR	67	LEU
45	CR	71	GLN
45	CR	88	ARG
46	CS	2	VAL
46	CS	4	ILE
46	CS	8	ARG
46	CS	21	VAL
46	CS	22	THR
46	CS	25	ARG
46	CS	53	VAL
46	CS	55	ARG
46	CS	58	TYR
46	CS	67	THR
46	CS	69	THR
46	CS	72	ARG
46	CS	75	ARG
46	CS	82	GLN
47	CT	9	VAL
47	CT	12	SER
47	CT	17	LYS
47	CT	35	VAL
47	CT	38	ARG
47	CT	45	HIS
47	CT	52	LYS
47	CT	68	ARG
47	CT	74	LEU
47	CT	79	SER
47	CT	89	LEU
47	CT	101	ARG
48	CU	18	ARG
48	CU	22	VAL
48	CU	26	LEU
48	CU	31	LEU

Continued on next page...

Continued from previous page...

Mol	Chain	Res	Type
48	CU	32	ARG
48	CU	35	ARG
48	CU	36	ASN
48	CU	42	ARG
48	CU	46	GLU
48	CU	76	LEU
48	CU	82	THR
48	CU	83	GLU
49	CV	7	LYS
49	CV	10	PHE
49	CV	27	GLU
49	CV	29	ARG
49	CV	30	LEU
49	CV	31	ILE
49	CV	37	ARG
49	CV	40	ILE
49	CV	43	GLU
49	CV	48	THR
49	CV	60	VAL
49	CV	61	TYR
49	CV	65	ASN
49	CV	71	LEU
49	CV	77	THR
49	CV	81	ARG
49	CV	83	HIS
50	CW	9	ASN
50	CW	13	LEU
50	CW	24	LEU
50	CW	26	ASN
50	CW	34	LYS
50	CW	41	ILE
50	CW	50	GLU
50	CW	62	LEU
50	CW	73	HIS
50	CW	75	ASN
50	CW	84	LEU
50	CW	93	GLU
51	CX	10	ARG
51	CX	15	ARG
51	CX	24	ARG
51	CX	25	LYS
51	CX	26	LYS

Continued on next page...

Continued from previous page...

Mol	Chain	Res	Type
32	DE	5	ILE
32	DE	10	LEU
32	DE	16	HIS
32	DE	17	PHE
32	DE	19	HIS
32	DE	24	TRP
32	DE	32	ILE
32	DE	44	LEU
32	DE	45	GLN
32	DE	51	LEU
32	DE	56	ARG
32	DE	67	THR
32	DE	73	THR
32	DE	80	ILE
32	DE	84	GLU
32	DE	92	TYR
32	DE	101	MET
32	DE	105	PHE
32	DE	111	ARG
32	DE	114	ARG
32	DE	130	ARG
32	DE	137	ARG
32	DE	140	HIS
32	DE	144	ARG
32	DE	147	LYS
32	DE	155	LEU
32	DE	164	VAL
32	DE	168	THR
32	DE	178	ARG
32	DE	185	ILE
32	DE	189	ASP
32	DE	195	ASP
32	DE	196	LEU
32	DE	206	ASP
32	DE	215	LEU
32	DE	230	VAL
32	DE	238	LEU
33	DF	5	ILE
33	DF	6	HIS
33	DF	16	ARG
33	DF	18	TRP
33	DF	21	ARG

Continued on next page...

Continued from previous page...

Mol	Chain	Res	Type
33	DF	26	LYS
33	DF	27	LYS
33	DF	28	GLN
33	DF	29	TYR
33	DF	36	ASP
33	DF	42	LEU
33	DF	62	ASP
33	DF	69	HIS
33	DF	76	VAL
33	DF	79	ARG
33	DF	84	ILE
33	DF	85	ARG
33	DF	89	GLU
33	DF	94	LEU
33	DF	98	ASN
33	DF	99	VAL
33	DF	101	LEU
33	DF	122	GLU
33	DF	127	ARG
33	DF	128	PHE
33	DF	131	ARG
33	DF	140	ARG
33	DF	166	GLU
33	DF	184	TYR
33	DF	192	THR
33	DF	196	LEU
34	DG	9	CYS
34	DG	10	ARG
34	DG	11	LEU
34	DG	13	ARG
34	DG	14	ARG
34	DG	17	VAL
34	DG	19	LEU
34	DG	21	LEU
34	DG	24	GLU
34	DG	25	ARG
34	DG	26	CYS
34	DG	27	TYR
34	DG	30	LYS
34	DG	36	ARG
34	DG	49	ARG
34	DG	50	ARG

Continued on next page...

Continued from previous page...

Mol	Chain	Res	Type
34	DG	59	ARG
34	DG	61	LYS
34	DG	70	ILE
34	DG	78	LEU
34	DG	84	LYS
34	DG	85	LYS
34	DG	107	ARG
34	DG	112	VAL
34	DG	115	ARG
34	DG	118	ARG
34	DG	122	ARG
34	DG	127	THR
34	DG	132	ARG
34	DG	135	LEU
34	DG	137	SER
34	DG	138	TYR
34	DG	139	ARG
34	DG	155	LEU
34	DG	170	VAL
34	DG	187	ARG
34	DG	191	ARG
34	DG	196	LEU
34	DG	200	GLU
35	DH	5	ASP
35	DH	12	LEU
35	DH	13	ILE
35	DH	19	MET
35	DH	20	GLN
35	DH	34	VAL
35	DH	41	VAL
35	DH	43	LEU
35	DH	68	GLU
35	DH	73	ASN
35	DH	78	HIS
35	DH	79	GLU
35	DH	87	SER
35	DH	100	VAL
35	DH	101	ILE
35	DH	111	GLU
35	DH	141	GLN
35	DH	144	THR
35	DH	153	LYS

Continued on next page...

Continued from previous page...

Mol	Chain	Res	Type
36	DI	14	LEU
36	DI	15	ASP
36	DI	21	LEU
36	DI	27	GLN
36	DI	28	ARG
36	DI	45	LEU
36	DI	47	ARG
36	DI	54	LYS
36	DI	63	TYR
36	DI	65	VAL
36	DI	81	ILE
36	DI	93	SER
37	DJ	4	ARG
37	DJ	5	ARG
37	DJ	8	GLU
37	DJ	9	VAL
37	DJ	13	GLN
37	DJ	16	LEU
37	DJ	24	THR
37	DJ	29	LYS
37	DJ	38	LEU
37	DJ	45	ASP
37	DJ	47	CYS
37	DJ	60	LYS
37	DJ	63	LYS
37	DJ	72	ARG
37	DJ	75	VAL
37	DJ	78	ARG
37	DJ	85	TYR
37	DJ	87	VAL
37	DJ	89	MET
37	DJ	104	LEU
37	DJ	113	GLU
37	DJ	114	ARG
37	DJ	137	LYS
37	DJ	146	GLU
37	DJ	151	TYR
37	DJ	155	ARG
38	DK	1	MET
38	DK	26	VAL
38	DK	30	ARG
38	DK	50	ARG

Continued on next page...

Continued from previous page...

Mol	Chain	Res	Type
38	DK	60	ARG
38	DK	79	VAL
38	DK	82	HIS
38	DK	84	ARG
38	DK	88	LYS
38	DK	91	ARG
38	DK	92	ARG
38	DK	102	ARG
38	DK	109	ILE
38	DK	111	ILE
38	DK	112	LEU
38	DK	116	LYS
38	DK	126	LYS
39	DL	7	THR
39	DL	10	ARG
39	DL	16	ARG
39	DL	20	ARG
39	DL	23	ASN
39	DL	38	GLN
39	DL	54	ASP
39	DL	56	LEU
39	DL	58	HIS
39	DL	64	THR
39	DL	78	LYS
39	DL	79	LEU
39	DL	88	TYR
39	DL	89	ASN
39	DL	91	ASP
39	DL	95	LYS
39	DL	97	LYS
39	DL	102	LEU
39	DL	104	ARG
39	DL	110	GLU
39	DL	113	LYS
39	DL	114	TYR
39	DL	117	HIS
39	DL	118	LYS
39	DL	120	ARG
39	DL	125	TYR
40	DM	9	ARG
40	DM	13	HIS
40	DM	16	LEU

Continued on next page...

Continued from previous page...

Mol	Chain	Res	Type
40	DM	19	SER
40	DM	21	GLN
40	DM	22	LYS
40	DM	30	SER
40	DM	38	ILE
40	DM	40	LEU
40	DM	47	PHE
40	DM	55	LYS
40	DM	59	SER
40	DM	62	HIS
40	DM	66	ARG
40	DM	72	VAL
40	DM	78	ASN
40	DM	79	ARG
40	DM	84	GLN
40	DM	87	THR
40	DM	90	LEU
40	DM	95	GLU
40	DM	96	ILE
40	DM	98	ILE
40	DM	101	VAL
41	DN	12	ARG
41	DN	14	VAL
41	DN	18	ARG
41	DN	48	ILE
41	DN	57	THR
41	DN	63	LEU
41	DN	87	THR
41	DN	114	VAL
41	DN	117	ASN
41	DN	119	CYS
41	DN	126	ARG
42	DO	20	LYS
42	DO	23	LYS
42	DO	27	LEU
42	DO	33	ARG
42	DO	41	ARG
42	DO	42	THR
42	DO	46	LYS
42	DO	49	ASN
42	DO	55	VAL
42	DO	60	LEU

Continued on next page...

Continued from previous page...

Mol	Chain	Res	Type
42	DO	62	SER
42	DO	64	TYR
42	DO	81	SER
42	DO	82	VAL
42	DO	84	LEU
42	DO	85	ILE
42	DO	92	ASP
42	DO	102	ARG
42	DO	117	ARG
43	DP	4	ILE
43	DP	14	ARG
43	DP	32	GLU
43	DP	48	LEU
43	DP	54	VAL
43	DP	55	ARG
43	DP	58	GLU
43	DP	64	TRP
43	DP	66	LEU
43	DP	70	LEU
43	DP	82	MET
43	DP	83	ASP
43	DP	101	GLN
43	DP	103	THR
43	DP	105	THR
43	DP	108	ARG
43	DP	110	ARG
44	DQ	6	LEU
44	DQ	8	GLU
44	DQ	15	LYS
44	DQ	16	PHE
44	DQ	18	VAL
44	DQ	22	THR
44	DQ	25	VAL
44	DQ	33	VAL
44	DQ	40	CYS
44	DQ	44	LEU
44	DQ	46	GLU
44	DQ	60	SER
45	DR	3	ILE
45	DR	4	THR
45	DR	17	ARG
45	DR	26	GLU

Continued on next page...

Continued from previous page...

Mol	Chain	Res	Type
45	DR	35	ARG
45	DR	38	ARG
45	DR	41	GLU
45	DR	58	MET
45	DR	82	ILE
45	DR	83	GLU
45	DR	88	ARG
46	DS	1	MET
46	DS	2	VAL
46	DS	5	ARG
46	DS	6	LEU
46	DS	8	ARG
46	DS	16	HIS
46	DS	21	VAL
46	DS	33	ILE
46	DS	45	THR
46	DS	53	VAL
46	DS	55	ARG
46	DS	67	THR
46	DS	74	LEU
46	DS	82	GLN
47	DT	9	VAL
47	DT	12	SER
47	DT	35	VAL
47	DT	52	LYS
47	DT	68	ARG
47	DT	73	VAL
47	DT	74	LEU
48	DU	21	LYS
48	DU	23	LYS
48	DU	26	LEU
48	DU	28	GLU
48	DU	29	PHE
48	DU	32	ARG
48	DU	44	LEU
48	DU	47	THR
48	DU	53	ARG
48	DU	54	ARG
48	DU	58	LEU
48	DU	82	THR
48	DU	86	VAL
49	DV	15	LEU

Continued on next page...

Continued from previous page...

Mol	Chain	Res	Type
49	DV	22	LEU
49	DV	23	ASN
49	DV	25	LYS
49	DV	28	LYS
49	DV	33	THR
49	DV	36	ARG
49	DV	41	VAL
49	DV	60	VAL
49	DV	63	THR
49	DV	66	MET
49	DV	78	ARG
49	DV	79	THR
49	DV	83	HIS
50	DW	10	LEU
50	DW	11	SER
50	DW	26	ASN
50	DW	27	LYS
50	DW	50	GLU
50	DW	56	MET
50	DW	58	LYS
50	DW	68	LYS
50	DW	72	LEU
50	DW	73	HIS
50	DW	75	ASN
50	DW	83	ARG
50	DW	84	LEU
50	DW	90	GLN
51	DX	15	ARG
51	DX	25	LYS

Some sidechains can be flipped to improve hydrogen bonding and reduce clashes. All (265) such sidechains are listed below:

Mol	Chain	Res	Type
3	AD	58	HIS
3	AD	96	HIS
3	AD	143	HIS
3	AD	166	GLN
3	AD	186	HIS
3	AD	198	ASN
4	AE	35	GLN
4	AE	48	GLN
4	AE	54	GLN

Continued on next page...

Continued from previous page...

Mol	Chain	Res	Type
4	AE	143	ASN
5	AF	67	GLN
5	AF	69	HIS
5	AF	169	ASN
5	AF	203	GLN
6	AG	40	ASN
6	AG	41	GLN
6	AG	108	ASN
6	AG	121	ASN
7	AH	143	GLN
7	AH	147	ASN
8	AK	28	ASN
8	AK	139	GLN
9	AM	38	HIS
9	AM	45	ASN
9	AM	128	HIS
9	AM	131	GLN
9	AM	133	GLN
10	AN	5	GLN
10	AN	29	ASN
10	AN	82	ASN
11	AO	9	ASN
11	AO	81	GLN
11	AO	84	ASN
11	AO	128	HIS
13	A0	3	HIS
13	A0	16	HIS
13	A0	23	ASN
13	A0	24	GLN
13	A0	71	GLN
14	AQ	34	HIS
15	AR	43	GLN
15	AR	55	ASN
15	AR	58	ASN
15	AR	79	HIS
16	A1	44	ASN
16	A1	49	HIS
16	A1	71	GLN
16	A1	94	ASN
17	A2	11	GLN
17	A2	89	GLN
18	AS	40	ASN

Continued on next page...

Continued from previous page...

Mol	Chain	Res	Type
18	AS	57	ASN
18	AS	62	HIS
18	AS	102	HIS
18	AS	111	HIS
19	AT	31	HIS
19	AT	41	ASN
19	AT	55	ASN
19	AT	82	GLN
21	AV	65	GLN
21	AV	75	ASN
21	AV	121	HIS
21	AV	151	HIS
22	A3	17	GLN
22	A3	35	ASN
22	A3	40	GLN
23	AZ	19	GLN
23	AZ	56	GLN
23	AZ	66	HIS
24	AW	9	GLN
24	AW	43	GLN
24	AW	65	ASN
25	AX	19	GLN
25	AX	46	ASN
25	AX	52	HIS
26	A4	47	GLN
27	A5	4	HIS
27	A5	22	HIS
27	A5	43	HIS
28	A6	46	HIS
28	A6	49	HIS
29	A7	8	ASN
29	A7	36	GLN
3	BD	44	ASN
3	BD	58	HIS
3	BD	96	HIS
3	BD	126	GLN
3	BD	143	HIS
3	BD	166	GLN
3	BD	186	HIS
3	BD	198	ASN
4	BE	35	GLN
4	BE	48	GLN

Continued on next page...

Continued from previous page...

Mol	Chain	Res	Type
4	BE	192	ASN
6	BG	40	ASN
6	BG	79	ASN
6	BG	138	GLN
7	BH	74	ASN
7	BH	147	ASN
8	BK	54	GLN
8	BK	104	GLN
8	BK	105	HIS
9	BM	69	GLN
9	BM	101	HIS
9	BM	133	GLN
10	BN	82	ASN
11	BO	13	ASN
11	BO	128	HIS
12	BP	12	GLN
12	BP	123	HIS
13	B0	11	ASN
13	B0	13	HIS
13	B0	16	HIS
13	B0	23	ASN
13	B0	24	GLN
15	BR	43	GLN
15	BR	58	ASN
15	BR	90	GLN
15	BR	136	GLN
16	B1	49	HIS
16	B1	71	GLN
16	B1	81	HIS
16	B1	117	GLN
17	B2	64	HIS
17	B2	80	GLN
17	B2	87	HIS
17	B2	89	GLN
18	BS	57	ASN
18	BS	60	ASN
18	BS	61	ASN
18	BS	62	HIS
18	BS	102	HIS
19	BT	41	ASN
19	BT	55	ASN
19	BT	82	GLN

Continued on next page...

Continued from previous page...

Mol	Chain	Res	Type
19	BT	87	GLN
20	BU	6	HIS
20	BU	57	GLN
21	BV	32	HIS
21	BV	34	ASN
21	BV	50	GLN
21	BV	65	GLN
21	BV	132	ASN
22	B3	12	ASN
22	B3	17	GLN
22	B3	50	ASN
22	B3	70	GLN
23	BZ	56	GLN
23	BZ	66	HIS
24	BW	9	GLN
24	BW	47	ASN
25	BX	19	GLN
25	BX	33	GLN
25	BX	46	ASN
25	BX	52	HIS
26	B4	47	GLN
26	B4	60	GLN
27	B5	4	HIS
27	B5	23	HIS
27	B5	43	HIS
28	B6	29	ASN
28	B6	46	HIS
29	B7	8	ASN
29	B7	36	GLN
32	CE	19	HIS
32	CE	40	HIS
32	CE	45	GLN
32	CE	78	GLN
32	CE	204	ASN
32	CE	212	GLN
33	CF	37	GLN
33	CF	104	GLN
33	CF	136	GLN
33	CF	162	GLN
33	CF	170	GLN
33	CF	176	HIS
33	CF	181	ASN

Continued on next page...

Continued from previous page...

Mol	Chain	Res	Type
34	CG	42	GLN
34	CG	45	GLN
34	CG	119	GLN
34	CG	123	HIS
34	CG	160	GLN
34	CG	201	GLN
35	CH	78	HIS
36	CI	18	GLN
36	CI	32	ASN
36	CI	57	GLN
36	CI	64	GLN
36	CI	100	ASN
37	CJ	37	ASN
37	CJ	148	ASN
38	CK	70	GLN
39	CL	124	GLN
40	CM	33	GLN
40	CM	56	HIS
40	CM	62	HIS
40	CM	84	GLN
41	CN	78	GLN
41	CN	99	GLN
42	CO	6	GLN
42	CO	46	ASN
42	CO	72	HIS
43	CP	62	ASN
43	CP	101	GLN
43	CP	106	ASN
44	CQ	49	HIS
45	CR	37	ASN
46	CS	82	GLN
47	CT	16	GLN
47	CT	94	ASN
48	CU	36	ASN
49	CV	47	HIS
49	CV	65	ASN
49	CV	83	HIS
50	CW	9	ASN
50	CW	26	ASN
32	DE	16	HIS
32	DE	78	GLN
32	DE	135	GLN

Continued on next page...

Continued from previous page...

Mol	Chain	Res	Type
32	DE	240	GLN
33	DF	3	ASN
33	DF	63	ASN
33	DF	98	ASN
33	DF	123	GLN
34	DG	43	HIS
34	DG	45	GLN
34	DG	62	GLN
34	DG	77	ASN
34	DG	154	ASN
34	DG	160	GLN
34	DG	201	GLN
35	DH	141	GLN
36	DI	13	ASN
36	DI	32	ASN
36	DI	57	GLN
37	DJ	37	ASN
37	DJ	51	GLN
37	DJ	86	GLN
37	DJ	97	GLN
37	DJ	106	GLN
38	DK	82	HIS
39	DL	3	GLN
39	DL	89	ASN
39	DL	124	GLN
40	DM	13	HIS
40	DM	56	HIS
41	DN	38	ASN
41	DN	93	GLN
41	DN	104	GLN
41	DN	117	ASN
42	DO	8	ASN
42	DO	49	ASN
42	DO	75	HIS
43	DP	101	GLN
44	DQ	49	HIS
45	DR	37	ASN
47	DT	26	GLN
48	DU	63	GLN
49	DV	56	GLN
49	DV	69	HIS
49	DV	83	HIS

Continued on next page...

Continued from previous page...

Mol	Chain	Res	Type
50	DW	9	ASN
50	DW	16	HIS
50	DW	26	ASN
50	DW	42	GLN

5.3.3 RNA [i](#)

Mol	Chain	Analysed	Backbone Outliers	Pucker Outliers
1	AA	2911/2912 (99%)	700 (24%)	52 (1%)
1	BA	2908/2912 (99%)	711 (24%)	53 (1%)
2	AB	121/122 (99%)	29 (23%)	0
2	BB	121/122 (99%)	29 (23%)	0
31	CA	1506/1506 (100%)	346 (22%)	35 (2%)
31	DA	1505/1506 (99%)	353 (23%)	49 (3%)
52	CB	86/87 (98%)	37 (43%)	4 (4%)
52	DB	86/87 (98%)	33 (38%)	3 (3%)
53	CC	77/77 (100%)	17 (22%)	4 (5%)
53	CD	76/77 (98%)	27 (35%)	1 (1%)
53	DC	77/77 (100%)	17 (22%)	4 (5%)
53	DD	76/77 (98%)	26 (34%)	1 (1%)
54	C1	9/10 (90%)	2 (22%)	0
54	D1	9/10 (90%)	2 (22%)	0
All	All	9568/9582 (99%)	2329 (24%)	206 (2%)

All (2329) RNA backbone outliers are listed below:

Mol	Chain	Res	Type
1	AA	2	G
1	AA	5	A
1	AA	10	G
1	AA	34	C
1	AA	35	G
1	AA	46	C
1	AA	51	G
1	AA	61	G
1	AA	63	U
1	AA	71	A
1	AA	74	A
1	AA	75	G
1	AA	85	G
1	AA	95	G

Continued on next page...

Continued from previous page...

Mol	Chain	Res	Type
1	AA	99	U
1	AA	101	G
1	AA	118	A
1	AA	119	A
1	AA	120	U
1	AA	123	G
1	AA	131	G
1	AA	155	C
1	AA	164	U
1	AA	165	U
1	AA	181	A
1	AA	196	A
1	AA	199	A
1	AA	206	U
1	AA	214	G
1	AA	215	G
1	AA	216	A
1	AA	221	A
1	AA	222	A
1	AA	223	A
1	AA	227	A
1	AA	228	A
1	AA	229	A
1	AA	230	U
1	AA	233	A
1	AA	248	G
1	AA	250	G
1	AA	252	G
1	AA	269	U
1	AA	270(I)	G
1	AA	270(K)	C
1	AA	270(L)	U
1	AA	270(M)	U
1	AA	270(N)	G
1	AA	270(O)	U
1	AA	270(P)	C
1	AA	271(C)	U
1	AA	271	G
1	AA	274	G
1	AA	275	G
1	AA	278	A
1	AA	279	C

Continued on next page...

Continued from previous page...

Mol	Chain	Res	Type
1	AA	299	A
1	AA	303	U
1	AA	311	A
1	AA	315	G
1	AA	323	G
1	AA	324	A
1	AA	326	G
1	AA	329	G
1	AA	330	A
1	AA	332	A
1	AA	334	C
1	AA	337	C
1	AA	352	G
1	AA	357	A
1	AA	360	G
1	AA	363	G
1	AA	363(E)	U
1	AA	364	C
1	AA	372	G
1	AA	386	G
1	AA	388	G
1	AA	396	G
1	AA	405	U
1	AA	407	G
1	AA	411	G
1	AA	412	A
1	AA	418	G
1	AA	428	A
1	AA	444	C
1	AA	448	U
1	AA	455	C
1	AA	457	A
1	AA	470	A
1	AA	471	A
1	AA	472	A
1	AA	479	A
1	AA	481	G
1	AA	482	A
1	AA	484	C
1	AA	491	G
1	AA	505	A
1	AA	508	G

Continued on next page...

Continued from previous page...

Mol	Chain	Res	Type
1	AA	509	C
1	AA	528	A
1	AA	529	A
1	AA	530	G
1	AA	531	C
1	AA	532	A
1	AA	533	G
1	AA	537	C
1	AA	539	G
1	AA	540	G
1	AA	546	C
1	AA	549	G
1	AA	550	G
1	AA	556	G
1	AA	563	G
1	AA	564	C
1	AA	573	G
1	AA	575	A
1	AA	586	A
1	AA	587	C
1	AA	588	U
1	AA	593	G
1	AA	603	A
1	AA	607	U
1	AA	609(A)	G
1	AA	614	U
1	AA	617	G
1	AA	622	G
1	AA	627	A
1	AA	637	A
1	AA	640	C
1	AA	644	A
1	AA	645	C
1	AA	646	A
1	AA	647	G
1	AA	648	G
1	AA	649	G
1	AA	652	C
1	AA	654(A)	A
1	AA	654(G)	C
1	AA	654(I)	C
1	AA	654(J)	A

Continued on next page...

Continued from previous page...

Mol	Chain	Res	Type
1	AA	654(K)	C
1	AA	654(L)	G
1	AA	654(M)	C
1	AA	654(N)	G
1	AA	654(P)	G
1	AA	654(T)	A
1	AA	676	A
1	AA	686	G
1	AA	702	G
1	AA	708	C
1	AA	709	U
1	AA	717	G
1	AA	730	C
1	AA	739	G
1	AA	740	U
1	AA	745	G
1	AA	752	A
1	AA	753	C
1	AA	764	A
1	AA	765	G
1	AA	776	G
1	AA	782	A
1	AA	784	A
1	AA	785	G
1	AA	789	A
1	AA	790	C
1	AA	791	C
1	AA	792	G
1	AA	805	G
1	AA	808	G
1	AA	812	C
1	AA	819	A
1	AA	823	G
1	AA	824	A
1	AA	827	U
1	AA	828	U
1	AA	831	G
1	AA	845	G
1	AA	857	C
1	AA	859	G
1	AA	866	A
1	AA	878	A

Continued on next page...

Continued from previous page...

Mol	Chain	Res	Type
1	AA	879	G
1	AA	880	G
1	AA	881	G
1	AA	882	G
1	AA	883	G
1	AA	884	C
1	AA	885	C
1	AA	886	C
1	AA	887	A
1	AA	888	C
1	AA	890	A
1	AA	893	C
1	AA	894	C
1	AA	895	U
1	AA	896	A
1	AA	897	C
1	AA	898	C
1	AA	899	A
1	AA	900	A
1	AA	901	A
1	AA	902	C
1	AA	906	G
1	AA	910	A
1	AA	914	C
1	AA	917	A
1	AA	918	A
1	AA	925	C
1	AA	926	A
1	AA	932	G
1	AA	938	G
1	AA	941	A
1	AA	946	G
1	AA	953	A
1	AA	961	C
1	AA	968	G
1	AA	974	G
1	AA	974(A)	C
1	AA	975	G
1	AA	983	A
1	AA	990	A
1	AA	996	A
1	AA	999	U

Continued on next page...

Continued from previous page...

Mol	Chain	Res	Type
1	AA	1005	C
1	AA	1010	A
1	AA	1011	G
1	AA	1012	U
1	AA	1013	C
1	AA	1015	G
1	AA	1016	G
1	AA	1022	G
1	AA	1023	U
1	AA	1025	G
1	AA	1026	U
1	AA	1027	A
1	AA	1033	U
1	AA	1037	G
1	AA	1045	A
1	AA	1046	A
1	AA	1047	G
1	AA	1050	A
1	AA	1054	A
1	AA	1056	G
1	AA	1057	A
1	AA	1060	U
1	AA	1061	U
1	AA	1062	G
1	AA	1066	U
1	AA	1067	A
1	AA	1068	G
1	AA	1070	A
1	AA	1071	G
1	AA	1073	A
1	AA	1075	C
1	AA	1076	C
1	AA	1077	A
1	AA	1078	U
1	AA	1079	C
1	AA	1080	A
1	AA	1083	U
1	AA	1084	A
1	AA	1085	A
1	AA	1086	A
1	AA	1087	G
1	AA	1088	A

Continued on next page...

Continued from previous page...

Mol	Chain	Res	Type
1	AA	1089	G
1	AA	1090	U
1	AA	1092	C
1	AA	1095	A
1	AA	1096	A
1	AA	1097	U
1	AA	1104	C
1	AA	1105	U
1	AA	1107	G
1	AA	1110	G
1	AA	1111	A
1	AA	1112	G
1	AA	1117	G
1	AA	1122	G
1	AA	1129	A
1	AA	1131	G
1	AA	1132	A
1	AA	1135	C
1	AA	1136	G
1	AA	1139	G
1	AA	1142	U
1	AA	1142(A)	A
1	AA	1143	A
1	AA	1148	A
1	AA	1149	G
1	AA	1151	G
1	AA	1154	G
1	AA	1155	A
1	AA	1171	G
1	AA	1176	G
1	AA	1178	C
1	AA	1179	C
1	AA	1180	C
1	AA	1192	G
1	AA	1195	G
1	AA	1197	G
1	AA	1204	A
1	AA	1205	U
1	AA	1210	A
1	AA	1211	U
1	AA	1218	C
1	AA	1220	A

Continued on next page...

Continued from previous page...

Mol	Chain	Res	Type
1	AA	1227	A
1	AA	1241	A
1	AA	1242	A
1	AA	1244	G
1	AA	1253	A
1	AA	1256	G
1	AA	1265	A
1	AA	1269	A
1	AA	1271	G
1	AA	1272	A
1	AA	1273	U
1	AA	1287	A
1	AA	1298	C
1	AA	1300	U
1	AA	1301	A
1	AA	1303	G
1	AA	1310	G
1	AA	1313	U
1	AA	1314	C
1	AA	1329	U
1	AA	1332	G
1	AA	1338	G
1	AA	1344	G
1	AA	1345	C
1	AA	1349	A
1	AA	1352	U
1	AA	1359	A
1	AA	1360	A
1	AA	1365	A
1	AA	1368	G
1	AA	1380	G
1	AA	1384	A
1	AA	1385	G
1	AA	1386	C
1	AA	1389	G
1	AA	1390	U
1	AA	1391	U
1	AA	1404	C
1	AA	1412	A
1	AA	1416	G
1	AA	1417	C
1	AA	1420	U

Continued on next page...

Continued from previous page...

Mol	Chain	Res	Type
1	AA	1421	G
1	AA	1425	G
1	AA	1427	A
1	AA	1428	C
1	AA	1437	C
1	AA	1444(A)	A
1	AA	1449	A
1	AA	1449(A)	G
1	AA	1453	A
1	AA	1454	U
1	AA	1455	G
1	AA	1458	C
1	AA	1459	G
1	AA	1460	A
1	AA	1461	G
1	AA	1467	C
1	AA	1470	G
1	AA	1471	A
1	AA	1482	U
1	AA	1483	G
1	AA	1493	C
1	AA	1495	A
1	AA	1497	U
1	AA	1506	C
1	AA	1507	A
1	AA	1508	A
1	AA	1509	C
1	AA	1510	A
1	AA	1511	A
1	AA	1514	U
1	AA	1515	C
1	AA	1520	U
1	AA	1522	G
1	AA	1526	G
1	AA	1533	C
1	AA	1534	G
1	AA	1535	U
1	AA	1536	A
1	AA	1537	C
1	AA	1540	G
1	AA	1543	A
1	AA	1544	C

Continued on next page...

Continued from previous page...

Mol	Chain	Res	Type
1	AA	1545	A
1	AA	1547	C
1	AA	1554	A
1	AA	1558	A
1	AA	1559	G
1	AA	1566	A
1	AA	1569	A
1	AA	1578	U
1	AA	1579	A
1	AA	1582	C
1	AA	1585	C
1	AA	1586	A
1	AA	1597	A
1	AA	1598	C
1	AA	1606	G
1	AA	1608	A
1	AA	1609	A
1	AA	1610	A
1	AA	1617	C
1	AA	1618	A
1	AA	1635	G
1	AA	1639	U
1	AA	1640	C
1	AA	1641	A
1	AA	1648	C
1	AA	1651	G
1	AA	1654	A
1	AA	1666	G
1	AA	1674	G
1	AA	1694	C
1	AA	1695	G
1	AA	1700	A
1	AA	1701	A
1	AA	1717	G
1	AA	1727	U
1	AA	1728	G
1	AA	1729	A
1	AA	1730	U
1	AA	1731	G
1	AA	1732	A
1	AA	1734	C
1	AA	1735	C

Continued on next page...

Continued from previous page...

Mol	Chain	Res	Type
1	AA	1743	G
1	AA	1750	G
1	AA	1756	G
1	AA	1762	A
1	AA	1763	G
1	AA	1764	G
1	AA	1773	A
1	AA	1780	A
1	AA	1781	C
1	AA	1785	A
1	AA	1787	A
1	AA	1791	A
1	AA	1799	G
1	AA	1800	C
1	AA	1816	G
1	AA	1819	A
1	AA	1820	U
1	AA	1828	G
1	AA	1829	A
1	AA	1835	G
1	AA	1839	G
1	AA	1847	A
1	AA	1858	G
1	AA	1869	G
1	AA	1878	G
1	AA	1882	C
1	AA	1885	A
1	AA	1889	A
1	AA	1900	A
1	AA	1902	C
1	AA	1906	G
1	AA	1914	C
1	AA	1915	U
1	AA	1926	U
1	AA	1929	G
1	AA	1930	G
1	AA	1934	C
1	AA	1937	A
1	AA	1938	A
1	AA	1955	U
1	AA	1956	U
1	AA	1963	U

Continued on next page...

Continued from previous page...

Mol	Chain	Res	Type
1	AA	1967	C
1	AA	1969	A
1	AA	1970	A
1	AA	1971	A
1	AA	1972	A
1	AA	1982	C
1	AA	1990	C
1	AA	1993	U
1	AA	2018	G
1	AA	2020	A
1	AA	2023	G
1	AA	2030	A
1	AA	2031	A
1	AA	2032	G
1	AA	2033	A
1	AA	2034	U
1	AA	2036	C
1	AA	2043	C
1	AA	2051	A
1	AA	2055	C
1	AA	2056	G
1	AA	2060	A
1	AA	2061	G
1	AA	2062	A
1	AA	2069	G
1	AA	2099	U
1	AA	2100	G
1	AA	2110	G
1	AA	2111	C
1	AA	2112	G
1	AA	2113	U
1	AA	2114	A
1	AA	2115	G
1	AA	2116	G
1	AA	2118	U
1	AA	2121	G
1	AA	2126	A
1	AA	2128	C
1	AA	2129	C
1	AA	2131	G
1	AA	2132	U
1	AA	2133	G

Continued on next page...

Continued from previous page...

Mol	Chain	Res	Type
1	AA	2135	A
1	AA	2136	C
1	AA	2139	C
1	AA	2144	U
1	AA	2146	C
1	AA	2148	G
1	AA	2151	G
1	AA	2157	G
1	AA	2158	A
1	AA	2159	G
1	AA	2165	G
1	AA	2166	G
1	AA	2168	G
1	AA	2169	A
1	AA	2173	A
1	AA	2176	A
1	AA	2181	G
1	AA	2189	U
1	AA	2190	G
1	AA	2191	G
1	AA	2192	G
1	AA	2198	A
1	AA	2205	C
1	AA	2206	C
1	AA	2210	G
1	AA	2211	G
1	AA	2212	A
1	AA	2213	U
1	AA	2215	G
1	AA	2225	A
1	AA	2235	G
1	AA	2238	G
1	AA	2239	G
1	AA	2243	U
1	AA	2264	C
1	AA	2265	U
1	AA	2269	A
1	AA	2273	A
1	AA	2275	C
1	AA	2283	C
1	AA	2286	A
1	AA	2287	A

Continued on next page...

Continued from previous page...

Mol	Chain	Res	Type
1	AA	2304	G
1	AA	2307	G
1	AA	2308	G
1	AA	2310	A
1	AA	2319	G
1	AA	2320	A
1	AA	2321	G
1	AA	2325	G
1	AA	2327	A
1	AA	2334	G
1	AA	2336	A
1	AA	2342	C
1	AA	2343	C
1	AA	2346	A
1	AA	2347	C
1	AA	2350	C
1	AA	2364	C
1	AA	2377	A
1	AA	2379	G
1	AA	2383	G
1	AA	2385	C
1	AA	2392	A
1	AA	2393	A
1	AA	2394	C
1	AA	2400	G
1	AA	2402	C
1	AA	2403	C
1	AA	2405	G
1	AA	2406	U
1	AA	2408	U
1	AA	2410	G
1	AA	2422	A
1	AA	2424	C
1	AA	2425	A
1	AA	2428	G
1	AA	2429	G
1	AA	2430	A
1	AA	2434	A
1	AA	2435	A
1	AA	2439	A
1	AA	2440	C
1	AA	2441	C

Continued on next page...

Continued from previous page...

Mol	Chain	Res	Type
1	AA	2448	A
1	AA	2468	G
1	AA	2469	A
1	AA	2474	C
1	AA	2475	C
1	AA	2476	A
1	AA	2478	A
1	AA	2480	C
1	AA	2487	G
1	AA	2494	G
1	AA	2495	G
1	AA	2502	G
1	AA	2504	U
1	AA	2505	G
1	AA	2506	U
1	AA	2518	A
1	AA	2520	C
1	AA	2525	G
1	AA	2529	G
1	AA	2531	A
1	AA	2554	U
1	AA	2557	G
1	AA	2566	A
1	AA	2567	G
1	AA	2573	C
1	AA	2574	G
1	AA	2585	U
1	AA	2602	A
1	AA	2609	U
1	AA	2610	C
1	AA	2611	U
1	AA	2612	C
1	AA	2613	U
1	AA	2614	A
1	AA	2615	U
1	AA	2620	C
1	AA	2629	A
1	AA	2630	G
1	AA	2632	A
1	AA	2636	U
1	AA	2641	G
1	AA	2654	A

Continued on next page...

Continued from previous page...

Mol	Chain	Res	Type
1	AA	2665	A
1	AA	2666	C
1	AA	2673	G
1	AA	2679	A
1	AA	2681	C
1	AA	2682	U
1	AA	2683	C
1	AA	2689	U
1	AA	2690	C
1	AA	2701	C
1	AA	2702	U
1	AA	2703	C
1	AA	2707	G
1	AA	2712	U
1	AA	2712(A)	A
1	AA	2713	A
1	AA	2714	G
1	AA	2718	G
1	AA	2726	U
1	AA	2733	A
1	AA	2734	A
1	AA	2735	G
1	AA	2752	C
1	AA	2757	A
1	AA	2758	A
1	AA	2764	A
1	AA	2765	A
1	AA	2766	G
1	AA	2769	C
1	AA	2778	A
1	AA	2779	U
1	AA	2789	C
1	AA	2790	A
1	AA	2791	C
1	AA	2794	C
1	AA	2795	G
1	AA	2797	U
1	AA	2799	A
1	AA	2805	G
1	AA	2807	G
1	AA	2808	U
1	AA	2818	G

Continued on next page...

Continued from previous page...

Mol	Chain	Res	Type
1	AA	2820	A
1	AA	2821	A
1	AA	2823	A
1	AA	2830	G
1	AA	2833	G
1	AA	2834	G
1	AA	2835	A
1	AA	2849	U
1	AA	2850	A
1	AA	2851	A
1	AA	2872	G
1	AA	2891	G
1	AA	2892	A
1	AA	2894	G
2	AB	1	U
2	AB	7	G
2	AB	8	U
2	AB	10	C
2	AB	11	C
2	AB	12	C
2	AB	13	A
2	AB	15	A
2	AB	32	C
2	AB	35	U
2	AB	38	C
2	AB	41	U
2	AB	42	C
2	AB	45	A
2	AB	52	A
2	AB	53	A
2	AB	56	G
2	AB	65	C
2	AB	73	A
2	AB	74	U
2	AB	81	G
2	AB	82	G
2	AB	85	G
2	AB	89	G
2	AB	95	U
2	AB	96	G
2	AB	105	G
2	AB	107	U

Continued on next page...

Continued from previous page...

Mol	Chain	Res	Type
2	AB	109	G
1	BA	5	A
1	BA	34	C
1	BA	36	G
1	BA	41	C
1	BA	46	C
1	BA	49	A
1	BA	50	U
1	BA	55	G
1	BA	69	C
1	BA	70	G
1	BA	71	A
1	BA	72	U
1	BA	74	A
1	BA	75	G
1	BA	83	G
1	BA	90	U
1	BA	91	A
1	BA	93	C
1	BA	95	G
1	BA	102	G
1	BA	118	A
1	BA	120	U
1	BA	129	C
1	BA	131	G
1	BA	138	G
1	BA	148	C
1	BA	154	G
1	BA	155	C
1	BA	161	U
1	BA	162	U
1	BA	171	G
1	BA	172	C
1	BA	173	G
1	BA	174	C
1	BA	175	G
1	BA	196	A
1	BA	199	A
1	BA	205	G
1	BA	206	U
1	BA	214	G
1	BA	215	G

Continued on next page...

Continued from previous page...

Mol	Chain	Res	Type
1	BA	216	A
1	BA	221	A
1	BA	222	A
1	BA	225	A
1	BA	228	A
1	BA	229	A
1	BA	233	A
1	BA	240	G
1	BA	244	A
1	BA	248	G
1	BA	249	C
1	BA	250	G
1	BA	252	G
1	BA	270(K)	C
1	BA	270(L)	U
1	BA	270(M)	U
1	BA	270(N)	G
1	BA	270(O)	U
1	BA	271(C)	U
1	BA	271	G
1	BA	273(C)	C
1	BA	273(D)	C
1	BA	274	G
1	BA	275	G
1	BA	276	A
1	BA	277	C
1	BA	278	A
1	BA	279	C
1	BA	287	C
1	BA	289	A
1	BA	298	G
1	BA	308	G
1	BA	311	A
1	BA	329	G
1	BA	330	A
1	BA	331	A
1	BA	342	G
1	BA	352	G
1	BA	354	G
1	BA	356	G
1	BA	363	G
1	BA	363(E)	U

Continued on next page...

Continued from previous page...

Mol	Chain	Res	Type
1	BA	363(F)	A
1	BA	364	C
1	BA	372	G
1	BA	376	C
1	BA	386	G
1	BA	395	U
1	BA	399	G
1	BA	405	U
1	BA	406	G
1	BA	411	G
1	BA	412	A
1	BA	414	C
1	BA	428	A
1	BA	443	A
1	BA	444	C
1	BA	448	U
1	BA	454	A
1	BA	455	C
1	BA	457	A
1	BA	459	U
1	BA	460	A
1	BA	470	A
1	BA	481	G
1	BA	497	A
1	BA	498	G
1	BA	501	A
1	BA	504	U
1	BA	505	A
1	BA	508	G
1	BA	509	C
1	BA	512	G
1	BA	529	A
1	BA	530	G
1	BA	531	C
1	BA	532	A
1	BA	533	G
1	BA	543	C
1	BA	547	A
1	BA	550	G
1	BA	556	G
1	BA	563	G
1	BA	567	A

Continued on next page...

Continued from previous page...

Mol	Chain	Res	Type
1	BA	568	U
1	BA	573	G
1	BA	575	A
1	BA	588	U
1	BA	593	G
1	BA	598	G
1	BA	603	A
1	BA	604	G
1	BA	607	U
1	BA	609(A)	G
1	BA	614	U
1	BA	617	G
1	BA	618	G
1	BA	621	A
1	BA	622	G
1	BA	627	A
1	BA	637	A
1	BA	644	A
1	BA	645	C
1	BA	646	A
1	BA	647	G
1	BA	650	C
1	BA	651	G
1	BA	654	A
1	BA	654(A)	A
1	BA	654(G)	C
1	BA	654(I)	C
1	BA	654(J)	A
1	BA	654(K)	C
1	BA	654(L)	G
1	BA	654(N)	G
1	BA	654(R)	C
1	BA	654(T)	A
1	BA	668	G
1	BA	669	G
1	BA	670	A
1	BA	673	C
1	BA	676	A
1	BA	686	G
1	BA	706	A
1	BA	707	G
1	BA	708	C

Continued on next page...

Continued from previous page...

Mol	Chain	Res	Type
1	BA	709	U
1	BA	717	G
1	BA	722	A
1	BA	730	C
1	BA	753	C
1	BA	765	G
1	BA	776	G
1	BA	777	A
1	BA	779	U
1	BA	782	A
1	BA	784	A
1	BA	785	G
1	BA	789	A
1	BA	792	G
1	BA	793	A
1	BA	805	G
1	BA	806	C
1	BA	808	G
1	BA	812	C
1	BA	819	A
1	BA	827	U
1	BA	828	U
1	BA	831	G
1	BA	832	G
1	BA	845	G
1	BA	846	C
1	BA	848	G
1	BA	856	C
1	BA	857	C
1	BA	859	G
1	BA	869	G
1	BA	870	A
1	BA	878	A
1	BA	881	G
1	BA	882	G
1	BA	884	C
1	BA	887	A
1	BA	888	C
1	BA	889	C
1	BA	890	A
1	BA	894	C
1	BA	896	A

Continued on next page...

Continued from previous page...

Mol	Chain	Res	Type
1	BA	897	C
1	BA	899	A
1	BA	900	A
1	BA	901	A
1	BA	903	C
1	BA	906	G
1	BA	907	U
1	BA	910	A
1	BA	911	A
1	BA	914	C
1	BA	915	C
1	BA	917	A
1	BA	926	A
1	BA	932	G
1	BA	933	A
1	BA	934	G
1	BA	938	G
1	BA	941	A
1	BA	946	G
1	BA	959	A
1	BA	960	A
1	BA	961	C
1	BA	974	G
1	BA	980	A
1	BA	983	A
1	BA	990	A
1	BA	991	C
1	BA	996	A
1	BA	1011	G
1	BA	1012	U
1	BA	1013	C
1	BA	1016	G
1	BA	1020	A
1	BA	1022	G
1	BA	1023	U
1	BA	1024	G
1	BA	1025	G
1	BA	1026	U
1	BA	1037	G
1	BA	1039	G
1	BA	1044	G
1	BA	1045	A

Continued on next page...

Continued from previous page...

Mol	Chain	Res	Type
1	BA	1048	A
1	BA	1054	A
1	BA	1059	G
1	BA	1061	U
1	BA	1062	G
1	BA	1066	U
1	BA	1067	A
1	BA	1070	A
1	BA	1071	G
1	BA	1072	C
1	BA	1073	A
1	BA	1076	C
1	BA	1085	A
1	BA	1086	A
1	BA	1087	G
1	BA	1088	A
1	BA	1090	U
1	BA	1093	G
1	BA	1095	A
1	BA	1096	A
1	BA	1098	A
1	BA	1099	G
1	BA	1100	C
1	BA	1105	U
1	BA	1108	U
1	BA	1111	A
1	BA	1112	G
1	BA	1115	G
1	BA	1122	G
1	BA	1128	A
1	BA	1129	A
1	BA	1130	U
1	BA	1135	C
1	BA	1136	G
1	BA	1139	G
1	BA	1142(A)	A
1	BA	1143	A
1	BA	1155	A
1	BA	1160	G
1	BA	1170	G
1	BA	1171	G
1	BA	1173	G

Continued on next page...

Continued from previous page...

Mol	Chain	Res	Type
1	BA	1174	A
1	BA	1175	U
1	BA	1176	G
1	BA	1177	A
1	BA	1178	C
1	BA	1183	G
1	BA	1204	A
1	BA	1205	U
1	BA	1210	A
1	BA	1211	U
1	BA	1212	G
1	BA	1220	A
1	BA	1237	A
1	BA	1245	G
1	BA	1247	A
1	BA	1248	G
1	BA	1250	G
1	BA	1253	A
1	BA	1255	U
1	BA	1256	G
1	BA	1271	G
1	BA	1272	A
1	BA	1273	U
1	BA	1280	G
1	BA	1284	A
1	BA	1286	A
1	BA	1287	A
1	BA	1298	C
1	BA	1300	U
1	BA	1301	A
1	BA	1307	A
1	BA	1313	U
1	BA	1314	C
1	BA	1317	A
1	BA	1320	C
1	BA	1325	G
1	BA	1329	U
1	BA	1332	G
1	BA	1345	C
1	BA	1349	A
1	BA	1352	U
1	BA	1359	A

Continued on next page...

Continued from previous page...

Mol	Chain	Res	Type
1	BA	1360	A
1	BA	1365	A
1	BA	1368	G
1	BA	1379	A
1	BA	1384	A
1	BA	1385	G
1	BA	1386	C
1	BA	1389	G
1	BA	1391	U
1	BA	1405	U
1	BA	1406	U
1	BA	1407	C
1	BA	1415	U
1	BA	1416	G
1	BA	1417	C
1	BA	1419	A
1	BA	1420	U
1	BA	1421	G
1	BA	1427	A
1	BA	1428	C
1	BA	1437	C
1	BA	1443	G
1	BA	1444(A)	A
1	BA	1445	C
1	BA	1449	A
1	BA	1449(A)	G
1	BA	1451	C
1	BA	1458	C
1	BA	1460	A
1	BA	1461	G
1	BA	1467	C
1	BA	1471	A
1	BA	1475	G
1	BA	1482	U
1	BA	1483	G
1	BA	1488	G
1	BA	1490	A
1	BA	1493	C
1	BA	1506	C
1	BA	1507	A
1	BA	1508	A
1	BA	1509	C

Continued on next page...

Continued from previous page...

Mol	Chain	Res	Type
1	BA	1510	A
1	BA	1513	C
1	BA	1515	C
1	BA	1522	G
1	BA	1526	G
1	BA	1527	G
1	BA	1534	G
1	BA	1535	U
1	BA	1536	A
1	BA	1537	C
1	BA	1538	G
1	BA	1543	A
1	BA	1544	C
1	BA	1547	C
1	BA	1554	A
1	BA	1558	A
1	BA	1559	G
1	BA	1560	G
1	BA	1566	A
1	BA	1569	A
1	BA	1578	U
1	BA	1580	A
1	BA	1582	C
1	BA	1586	A
1	BA	1588	C
1	BA	1589	C
1	BA	1596	A
1	BA	1598	C
1	BA	1608	A
1	BA	1609	A
1	BA	1610	A
1	BA	1616	A
1	BA	1619	G
1	BA	1625	C
1	BA	1635	G
1	BA	1639	U
1	BA	1648	C
1	BA	1654	A
1	BA	1674	G
1	BA	1678	G
1	BA	1688	U
1	BA	1696	G

Continued on next page...

Continued from previous page...

Mol	Chain	Res	Type
1	BA	1700	A
1	BA	1701	A
1	BA	1718	G
1	BA	1725	G
1	BA	1726	G
1	BA	1728	G
1	BA	1729	A
1	BA	1741	C
1	BA	1743	G
1	BA	1756	G
1	BA	1758	G
1	BA	1761	C
1	BA	1762	A
1	BA	1763	G
1	BA	1764	G
1	BA	1773	A
1	BA	1780	A
1	BA	1782	C
1	BA	1787	A
1	BA	1791	A
1	BA	1800	C
1	BA	1801	G
1	BA	1802	A
1	BA	1812	A
1	BA	1816	G
1	BA	1820	U
1	BA	1827	C
1	BA	1828	G
1	BA	1829	A
1	BA	1835	G
1	BA	1839	G
1	BA	1847	A
1	BA	1858	G
1	BA	1863	G
1	BA	1864	U
1	BA	1869	G
1	BA	1878	G
1	BA	1883	G
1	BA	1888	G
1	BA	1889	A
1	BA	1896	G
1	BA	1900	A

Continued on next page...

Continued from previous page...

Mol	Chain	Res	Type
1	BA	1906	G
1	BA	1909	C
1	BA	1913	A
1	BA	1917	U
1	BA	1929	G
1	BA	1930	G
1	BA	1936	A
1	BA	1938	A
1	BA	1955	U
1	BA	1956	U
1	BA	1963	U
1	BA	1964	G
1	BA	1967	C
1	BA	1970	A
1	BA	1971	A
1	BA	1972	A
1	BA	1981	A
1	BA	1993	U
1	BA	1994	C
1	BA	2019	A
1	BA	2023	G
1	BA	2031	A
1	BA	2032	G
1	BA	2033	A
1	BA	2036	C
1	BA	2037	G
1	BA	2039	C
1	BA	2043	C
1	BA	2055	C
1	BA	2056	G
1	BA	2060	A
1	BA	2061	G
1	BA	2062	A
1	BA	2063	C
1	BA	2067	G
1	BA	2069	G
1	BA	2070	G
1	BA	2082	A
1	BA	2089	U
1	BA	2099	U
1	BA	2100	G
1	BA	2107	C

Continued on next page...

Continued from previous page...

Mol	Chain	Res	Type
1	BA	2108	C
1	BA	2111	C
1	BA	2113	U
1	BA	2114	A
1	BA	2115	G
1	BA	2116	G
1	BA	2118	U
1	BA	2119	A
1	BA	2120	G
1	BA	2123	G
1	BA	2126	A
1	BA	2127	G
1	BA	2128	C
1	BA	2129	C
1	BA	2130	U
1	BA	2131	G
1	BA	2132	U
1	BA	2133	G
1	BA	2135	A
1	BA	2136	C
1	BA	2137	C
1	BA	2139	C
1	BA	2141	G
1	BA	2146	C
1	BA	2147	G
1	BA	2148	G
1	BA	2152	G
1	BA	2158	A
1	BA	2164	C
1	BA	2166	G
1	BA	2168	G
1	BA	2169	A
1	BA	2170	A
1	BA	2171	A
1	BA	2172	U
1	BA	2173	A
1	BA	2174	C
1	BA	2182	G
1	BA	2189	U
1	BA	2190	G
1	BA	2192	G
1	BA	2193	G

Continued on next page...

Continued from previous page...

Mol	Chain	Res	Type
1	BA	2198	A
1	BA	2210	G
1	BA	2211	G
1	BA	2212	A
1	BA	2213	U
1	BA	2215	G
1	BA	2225	A
1	BA	2226	C
1	BA	2232	U
1	BA	2235	G
1	BA	2238	G
1	BA	2239	G
1	BA	2244	U
1	BA	2245	U
1	BA	2246	G
1	BA	2272	U
1	BA	2273	A
1	BA	2275	C
1	BA	2276	G
1	BA	2278	A
1	BA	2282	G
1	BA	2283	C
1	BA	2287	A
1	BA	2288	A
1	BA	2291	U
1	BA	2297	C
1	BA	2298	A
1	BA	2305	A
1	BA	2307	G
1	BA	2308	G
1	BA	2309	A
1	BA	2311	A
1	BA	2312	U
1	BA	2315	G
1	BA	2316	C
1	BA	2319	G
1	BA	2325	G
1	BA	2327	A
1	BA	2333	A
1	BA	2334	G
1	BA	2335	A
1	BA	2343	C

Continued on next page...

Continued from previous page...

Mol	Chain	Res	Type
1	BA	2346	A
1	BA	2347	C
1	BA	2350	C
1	BA	2383	G
1	BA	2385	C
1	BA	2387	U
1	BA	2391	G
1	BA	2392	A
1	BA	2394	C
1	BA	2400	G
1	BA	2402	C
1	BA	2406	U
1	BA	2410	G
1	BA	2414	G
1	BA	2422	A
1	BA	2423	U
1	BA	2425	A
1	BA	2428	G
1	BA	2429	G
1	BA	2430	A
1	BA	2431	U
1	BA	2435	A
1	BA	2439	A
1	BA	2440	C
1	BA	2441	C
1	BA	2446	G
1	BA	2447	G
1	BA	2448	A
1	BA	2469	A
1	BA	2470	G
1	BA	2476	A
1	BA	2482	G
1	BA	2484	G
1	BA	2497	A
1	BA	2501	C
1	BA	2502	G
1	BA	2505	G
1	BA	2506	U
1	BA	2513	G
1	BA	2518	A
1	BA	2523	G
1	BA	2525	G

Continued on next page...

Continued from previous page...

Mol	Chain	Res	Type
1	BA	2527	C
1	BA	2529	G
1	BA	2532	G
1	BA	2543	G
1	BA	2552	U
1	BA	2553	G
1	BA	2554	U
1	BA	2566	A
1	BA	2567	G
1	BA	2569	G
1	BA	2572	A
1	BA	2573	C
1	BA	2575	C
1	BA	2584	U
1	BA	2585	U
1	BA	2602	A
1	BA	2603	G
1	BA	2608	G
1	BA	2609	U
1	BA	2611	U
1	BA	2612	C
1	BA	2615	U
1	BA	2621	A
1	BA	2629	A
1	BA	2630	G
1	BA	2655	G
1	BA	2665	A
1	BA	2667	C
1	BA	2673	G
1	BA	2689	U
1	BA	2690	C
1	BA	2707	G
1	BA	2712(A)	A
1	BA	2713	A
1	BA	2726	U
1	BA	2732	G
1	BA	2733	A
1	BA	2739	U
1	BA	2744	G
1	BA	2748	A
1	BA	2750	A
1	BA	2751	G

Continued on next page...

Continued from previous page...

Mol	Chain	Res	Type
1	BA	2752	C
1	BA	2754	U
1	BA	2758	A
1	BA	2760	C
1	BA	2761	G
1	BA	2762	G
1	BA	2764	A
1	BA	2765	A
1	BA	2766	G
1	BA	2769	C
1	BA	2777	G
1	BA	2778	A
1	BA	2779	U
1	BA	2789	C
1	BA	2790	A
1	BA	2791	C
1	BA	2794	C
1	BA	2797	U
1	BA	2798	C
1	BA	2799	A
1	BA	2803	C
1	BA	2808	U
1	BA	2811	G
1	BA	2813	A
1	BA	2818	G
1	BA	2820	A
1	BA	2821	A
1	BA	2833	G
1	BA	2834	G
1	BA	2835	A
1	BA	2839	G
1	BA	2845	G
1	BA	2849	U
1	BA	2860	A
1	BA	2872	G
1	BA	2873	A
1	BA	2880	C
1	BA	2894	G
1	BA	2896	C
1	BA	2897	U
2	BB	0	A
2	BB	3	C

Continued on next page...

Continued from previous page...

Mol	Chain	Res	Type
2	BB	8	U
2	BB	9	G
2	BB	13	A
2	BB	15	A
2	BB	16	G
2	BB	25	A
2	BB	26	A
2	BB	28	C
2	BB	30	C
2	BB	32	C
2	BB	40	U
2	BB	41	U
2	BB	42	C
2	BB	44	G
2	BB	45	A
2	BB	46	A
2	BB	73	A
2	BB	75	G
2	BB	81	G
2	BB	82	G
2	BB	88	C
2	BB	89	G
2	BB	89(A)	A
2	BB	90	C
2	BB	109	G
2	BB	112	G
2	BB	113	C
31	CA	6	G
31	CA	7	G
31	CA	8	A
31	CA	9	G
31	CA	18	C
31	CA	32	A
31	CA	33	A
31	CA	39	G
31	CA	48	C
31	CA	49	U
31	CA	50	A
31	CA	51	A
31	CA	54	C
31	CA	61	G
31	CA	65	U

Continued on next page...

Continued from previous page...

Mol	Chain	Res	Type
31	CA	66	G
31	CA	67	C
31	CA	76	G
31	CA	79	G
31	CA	80	G
31	CA	81	G
31	CA	84	U
31	CA	85	U
31	CA	86	U
31	CA	87	A
31	CA	88	C
31	CA	89	U
31	CA	90	C
31	CA	91	C
31	CA	92	G
31	CA	95	G
31	CA	101	A
31	CA	116	A
31	CA	120	A
31	CA	121	C
31	CA	123	C
31	CA	131	C
31	CA	144	G
31	CA	147	G
31	CA	154	C
31	CA	163	C
31	CA	168	G
31	CA	172	A
31	CA	173	U
31	CA	174	C
31	CA	182	U
31	CA	185	A
31	CA	189	U
31	CA	190	G
31	CA	191(A)	G
31	CA	195	A
31	CA	197	A
31	CA	199	G
31	CA	201	C
31	CA	208	U
31	CA	209	U
31	CA	210	U

Continued on next page...

Continued from previous page...

Mol	Chain	Res	Type
31	CA	216	G
31	CA	226	G
31	CA	243	A
31	CA	244	U
31	CA	245	C
31	CA	247	G
31	CA	251	G
31	CA	262	A
31	CA	266	G
31	CA	267	C
31	CA	270	A
31	CA	281	G
31	CA	289	G
31	CA	321	A
31	CA	328	C
31	CA	330	C
31	CA	332	G
31	CA	342	C
31	CA	344	A
31	CA	345	C
31	CA	346	G
31	CA	352	C
31	CA	353	A
31	CA	354	G
31	CA	356	A
31	CA	367	U
31	CA	372	C
31	CA	390	C
31	CA	397	A
31	CA	398	C
31	CA	412	A
31	CA	413	G
31	CA	419	C
31	CA	421	U
31	CA	422	C
31	CA	424	G
31	CA	429	U
31	CA	430	A
31	CA	439	A
31	CA	440	A
31	CA	442	C
31	CA	452	A

Continued on next page...

Continued from previous page...

Mol	Chain	Res	Type
31	CA	465	A
31	CA	466	C
31	CA	467	G
31	CA	485	G
31	CA	496	A
31	CA	497	U
31	CA	505	G
31	CA	509	A
31	CA	510	A
31	CA	511	C
31	CA	518	C
31	CA	521	G
31	CA	524	G
31	CA	527	G
31	CA	531	U
31	CA	532	A
31	CA	533	A
31	CA	536	C
31	CA	547	A
31	CA	559	A
31	CA	561	U
31	CA	568	G
31	CA	572	A
31	CA	573	A
31	CA	576	G
31	CA	577	G
31	CA	579	G
31	CA	592	G
31	CA	596	C
31	CA	606	G
31	CA	607	A
31	CA	608	A
31	CA	616	G
31	CA	619	U
31	CA	622	A
31	CA	623	C
31	CA	630	G
31	CA	631	G
31	CA	632	A
31	CA	633	G
31	CA	639	G
31	CA	650	G

Continued on next page...

Continued from previous page...

Mol	Chain	Res	Type
31	CA	653	A
31	CA	665	A
31	CA	666	G
31	CA	687	A
31	CA	688	G
31	CA	701	C
31	CA	704	A
31	CA	723	U
31	CA	724	G
31	CA	748	C
31	CA	749	C
31	CA	751	U
31	CA	752	G
31	CA	755	G
31	CA	760	G
31	CA	766	A
31	CA	773	G
31	CA	774	G
31	CA	777	A
31	CA	793	U
31	CA	794	A
31	CA	813	U
31	CA	815	A
31	CA	817	C
31	CA	820	U
31	CA	821	G
31	CA	827	U
31	CA	828	A
31	CA	841	U
31	CA	842	C
31	CA	843	U
31	CA	848	C
31	CA	857	C
31	CA	859	A
31	CA	864	A
31	CA	870	U
31	CA	871	U
31	CA	872	A
31	CA	876	G
31	CA	884	U
31	CA	891	U
31	CA	902	G

Continued on next page...

Continued from previous page...

Mol	Chain	Res	Type
31	CA	914	A
31	CA	926	G
31	CA	927	G
31	CA	934	C
31	CA	935	A
31	CA	936	C
31	CA	940	C
31	CA	942	G
31	CA	960	U
31	CA	968	A
31	CA	969	A
31	CA	971	G
31	CA	972	C
31	CA	974	A
31	CA	975	A
31	CA	976	G
31	CA	977	A
31	CA	982	U
31	CA	983	A
31	CA	991	U
31	CA	992	U
31	CA	993	G
31	CA	995	C
31	CA	1002	G
31	CA	1003	G
31	CA	1004	A
31	CA	1009	G
31	CA	1020	U
31	CA	1021	G
31	CA	1024	G
31	CA	1025	U
31	CA	1026	G
31	CA	1028	C
31	CA	1029	G
31	CA	1032(A)	G
31	CA	1036	G
31	CA	1038	C
31	CA	1039	C
31	CA	1040	U
31	CA	1042	G
31	CA	1053	G
31	CA	1054	C

Continued on next page...

Continued from previous page...

Mol	Chain	Res	Type
31	CA	1055	A
31	CA	1065	U
31	CA	1066	C
31	CA	1081	G
31	CA	1094	G
31	CA	1095	U
31	CA	1101	A
31	CA	1103	C
31	CA	1123	A
31	CA	1124	G
31	CA	1125	U
31	CA	1126	U
31	CA	1127	G
31	CA	1129	C
31	CA	1131	G
31	CA	1132	C
31	CA	1133	G
31	CA	1136	U
31	CA	1137	C
31	CA	1138	G
31	CA	1139	G
31	CA	1140	C
31	CA	1145	C
31	CA	1146	A
31	CA	1147	C
31	CA	1151	A
31	CA	1152	A
31	CA	1157	A
31	CA	1158	C
31	CA	1159	U
31	CA	1160	G
31	CA	1170	A
31	CA	1177	G
31	CA	1178	G
31	CA	1179	A
31	CA	1181	G
31	CA	1182	G
31	CA	1183	A
31	CA	1186	G
31	CA	1187	G
31	CA	1193	G
31	CA	1194	U

Continued on next page...

Continued from previous page...

Mol	Chain	Res	Type
31	CA	1195	C
31	CA	1196	U
31	CA	1197	G
31	CA	1201	A
31	CA	1202	G
31	CA	1212	U
31	CA	1213	A
31	CA	1225	A
31	CA	1226	C
31	CA	1227	A
31	CA	1238	A
31	CA	1240	U
31	CA	1241	G
31	CA	1256	A
31	CA	1257	U
31	CA	1258	G
31	CA	1273	G
31	CA	1275	A
31	CA	1278	U
31	CA	1279	A
31	CA	1280	A
31	CA	1281	U
31	CA	1282	C
31	CA	1286	A
31	CA	1287	A
31	CA	1288	A
31	CA	1290	G
31	CA	1291	G
31	CA	1300	G
31	CA	1301	U
31	CA	1302	U
31	CA	1303	C
31	CA	1305	G
31	CA	1313	U
31	CA	1317	C
31	CA	1319	A
31	CA	1320	C
31	CA	1322	C
31	CA	1323	G
31	CA	1331	G
31	CA	1336	C
31	CA	1337	G

Continued on next page...

Continued from previous page...

Mol	Chain	Res	Type
31	CA	1338	G
31	CA	1346	A
31	CA	1347	G
31	CA	1350	A
31	CA	1353	G
31	CA	1362(A)	C
31	CA	1363	A
31	CA	1370	G
31	CA	1373	G
31	CA	1378	C
31	CA	1397	C
31	CA	1398	A
31	CA	1401	G
31	CA	1404	C
31	CA	1419	G
31	CA	1442	G
31	CA	1443	G
31	CA	1446	A
31	CA	1447	G
31	CA	1450	U
31	CA	1452	C
31	CA	1453	G
31	CA	1454	G
31	CA	1469	G
31	CA	1486	G
31	CA	1487	G
31	CA	1492	A
31	CA	1497	G
31	CA	1499	A
31	CA	1502	A
31	CA	1504	G
31	CA	1505	G
31	CA	1506	U
31	CA	1517	G
31	CA	1529	G
31	CA	1530	G
31	CA	1531	A
52	CB	2	C
52	CB	7	G
52	CB	8	U
52	CB	9	G
52	CB	13	G

Continued on next page...

Continued from previous page...

Mol	Chain	Res	Type
52	CB	14	A
52	CB	16	U
52	CB	17	U
52	CB	18	G
52	CB	19	G
52	CB	20	U
52	CB	21	A
52	CB	22	G
52	CB	23	A
52	CB	24	C
52	CB	26	C
52	CB	27	G
52	CB	37	G
52	CB	42	U
52	CB	46	G
52	CB	47	C
52	CB	48	C
52	CB	49	C
52	CB	50	A
52	CB	51	A
52	CB	52	U
52	CB	55	G
52	CB	56	G
52	CB	58	U
52	CB	59	U
52	CB	70	G
52	CB	71	U
52	CB	74	C
52	CB	76	U
52	CB	85	C
52	CB	86	C
52	CB	87	A
53	CC	2	G
53	CC	9	G
53	CC	13	C
53	CC	14	A
53	CC	16	C
53	CC	18	C
53	CC	19	G
53	CC	20	G
53	CC	21	U
53	CC	22	A

Continued on next page...

Continued from previous page...

Mol	Chain	Res	Type
53	CC	23	G
53	CC	32	G
53	CC	48	U
53	CC	49	C
53	CC	50	G
53	CC	69	C
53	CC	77	A
53	CD	6	G
53	CD	8	U
53	CD	9	G
53	CD	13	C
53	CD	14	A
53	CD	16	C
53	CD	17	C
53	CD	19	G
53	CD	20	G
53	CD	21	U
53	CD	22	A
53	CD	23	G
53	CD	24	C
53	CD	35	C
53	CD	40	C
53	CD	46	G
53	CD	48	U
53	CD	49	C
53	CD	52	C
53	CD	54	G
53	CD	58	A
53	CD	60	A
53	CD	62	C
53	CD	68	C
53	CD	70	C
53	CD	74	A
53	CD	77	A
54	C1	14	U
54	C1	19	U
31	DA	7	G
31	DA	9	G
31	DA	32	A
31	DA	39	G
31	DA	47	C
31	DA	48	C

Continued on next page...

Continued from previous page...

Mol	Chain	Res	Type
31	DA	51	A
31	DA	54	C
31	DA	64	G
31	DA	65	U
31	DA	66	G
31	DA	73	G
31	DA	78	G
31	DA	79	G
31	DA	81	G
31	DA	84	U
31	DA	85	U
31	DA	86	U
31	DA	87	A
31	DA	90	C
31	DA	91	C
31	DA	92	G
31	DA	95	G
31	DA	101	A
31	DA	116	A
31	DA	121	C
31	DA	131	C
31	DA	144	G
31	DA	163	C
31	DA	169	C
31	DA	174	C
31	DA	182	U
31	DA	188	U
31	DA	189	U
31	DA	190	G
31	DA	191(A)	G
31	DA	191(D)	U
31	DA	195	A
31	DA	197	A
31	DA	198	G
31	DA	208	U
31	DA	209	U
31	DA	210	U
31	DA	216	G
31	DA	217	C
31	DA	231	G
31	DA	243	A
31	DA	244	U

Continued on next page...

Continued from previous page...

Mol	Chain	Res	Type
31	DA	247	G
31	DA	250	A
31	DA	251	G
31	DA	266	G
31	DA	267	C
31	DA	269	C
31	DA	271	C
31	DA	274	A
31	DA	279	A
31	DA	280	C
31	DA	281	G
31	DA	289	G
31	DA	298	A
31	DA	321	A
31	DA	328	C
31	DA	329	A
31	DA	332	G
31	DA	340	U
31	DA	345	C
31	DA	346	G
31	DA	347	G
31	DA	350	G
31	DA	351	G
31	DA	352	C
31	DA	353	A
31	DA	354	G
31	DA	356	A
31	DA	365	U
31	DA	367	U
31	DA	372	C
31	DA	373	A
31	DA	397	A
31	DA	398	C
31	DA	406	G
31	DA	411	A
31	DA	412	A
31	DA	413	G
31	DA	419	C
31	DA	421	U
31	DA	422	C
31	DA	423	G
31	DA	424	G

Continued on next page...

Continued from previous page...

Mol	Chain	Res	Type
31	DA	429	U
31	DA	430	A
31	DA	439	A
31	DA	442	C
31	DA	445	G
31	DA	451	A
31	DA	452	A
31	DA	453	A
31	DA	466	C
31	DA	467	G
31	DA	475	G
31	DA	476	G
31	DA	478	A
31	DA	482	A
31	DA	484	G
31	DA	485	G
31	DA	486	U
31	DA	496	A
31	DA	497	U
31	DA	505	G
31	DA	509	A
31	DA	510	A
31	DA	511	C
31	DA	518	C
31	DA	519	C
31	DA	521	G
31	DA	527	G
31	DA	530	G
31	DA	531	U
31	DA	532	A
31	DA	533	A
31	DA	535	A
31	DA	536	C
31	DA	544	G
31	DA	547	A
31	DA	553	A
31	DA	559	A
31	DA	561	U
31	DA	562	C
31	DA	564	C
31	DA	568	G
31	DA	572	A

Continued on next page...

Continued from previous page...

Mol	Chain	Res	Type
31	DA	573	A
31	DA	576	G
31	DA	577	G
31	DA	607	A
31	DA	615	C
31	DA	618	C
31	DA	630	G
31	DA	632	A
31	DA	633	G
31	DA	651	C
31	DA	653	A
31	DA	661	G
31	DA	665	A
31	DA	687	A
31	DA	688	G
31	DA	702	A
31	DA	703	G
31	DA	704	A
31	DA	723	U
31	DA	724	G
31	DA	731	G
31	DA	749	C
31	DA	755	G
31	DA	773	G
31	DA	774	G
31	DA	776	G
31	DA	777	A
31	DA	778	G
31	DA	780	A
31	DA	787	A
31	DA	792	A
31	DA	793	U
31	DA	794	A
31	DA	799	G
31	DA	800	G
31	DA	801	U
31	DA	802	A
31	DA	813	U
31	DA	816	A
31	DA	817	C
31	DA	819	A
31	DA	821	G

Continued on next page...

Continued from previous page...

Mol	Chain	Res	Type
31	DA	827	U
31	DA	828	A
31	DA	841	U
31	DA	842	C
31	DA	843	U
31	DA	848	C
31	DA	859	A
31	DA	870	U
31	DA	871	U
31	DA	885	G
31	DA	913	A
31	DA	914	A
31	DA	922	G
31	DA	926	G
31	DA	927	G
31	DA	934	C
31	DA	935	A
31	DA	958	A
31	DA	960	U
31	DA	961	U
31	DA	966	G
31	DA	968	A
31	DA	969	A
31	DA	972	C
31	DA	974	A
31	DA	976	G
31	DA	977	A
31	DA	978	A
31	DA	983	A
31	DA	989	C
31	DA	991	U
31	DA	992	U
31	DA	993	G
31	DA	994	A
31	DA	995	C
31	DA	1004	A
31	DA	1005	A
31	DA	1006	C
31	DA	1009	G
31	DA	1013	G
31	DA	1016	A
31	DA	1022	G

Continued on next page...

Continued from previous page...

Mol	Chain	Res	Type
31	DA	1024	G
31	DA	1025	U
31	DA	1028	C
31	DA	1028(B)	C
31	DA	1029	G
31	DA	1030	C
31	DA	1032(A)	G
31	DA	1032(B)	G
31	DA	1036	G
31	DA	1039	C
31	DA	1040	U
31	DA	1042	G
31	DA	1046	A
31	DA	1053	G
31	DA	1054	C
31	DA	1055	A
31	DA	1066	C
31	DA	1067	A
31	DA	1073	U
31	DA	1081	G
31	DA	1084	G
31	DA	1086	U
31	DA	1087	G
31	DA	1091	U
31	DA	1092	A
31	DA	1094	G
31	DA	1095	U
31	DA	1101	A
31	DA	1118	C
31	DA	1124	G
31	DA	1125	U
31	DA	1126	U
31	DA	1127	G
31	DA	1128	C
31	DA	1129	C
31	DA	1130	A
31	DA	1131	G
31	DA	1133	G
31	DA	1136	U
31	DA	1137	C
31	DA	1139	G
31	DA	1146	A

Continued on next page...

Continued from previous page...

Mol	Chain	Res	Type
31	DA	1147	C
31	DA	1154	G
31	DA	1157	A
31	DA	1158	C
31	DA	1159	U
31	DA	1160	G
31	DA	1178	G
31	DA	1179	A
31	DA	1181	G
31	DA	1182	G
31	DA	1183	A
31	DA	1184	G
31	DA	1185	G
31	DA	1190	G
31	DA	1196	U
31	DA	1197	G
31	DA	1201	A
31	DA	1204	A
31	DA	1212	U
31	DA	1213	A
31	DA	1220	G
31	DA	1225	A
31	DA	1226	C
31	DA	1227	A
31	DA	1228	C
31	DA	1232	U
31	DA	1238	A
31	DA	1240	U
31	DA	1241	G
31	DA	1256	A
31	DA	1257	U
31	DA	1258	G
31	DA	1260	C
31	DA	1269	A
31	DA	1278	U
31	DA	1280	A
31	DA	1286	A
31	DA	1287	A
31	DA	1288	A
31	DA	1290	G
31	DA	1297	C
31	DA	1298	C

Continued on next page...

Continued from previous page...

Mol	Chain	Res	Type
31	DA	1299	A
31	DA	1300	G
31	DA	1301	U
31	DA	1302	U
31	DA	1303	C
31	DA	1305	G
31	DA	1306	A
31	DA	1317	C
31	DA	1320	C
31	DA	1322	C
31	DA	1323	G
31	DA	1326	C
31	DA	1331	G
31	DA	1335	C
31	DA	1338	G
31	DA	1346	A
31	DA	1347	G
31	DA	1349	A
31	DA	1353	G
31	DA	1362(A)	C
31	DA	1363	A
31	DA	1368	G
31	DA	1370	G
31	DA	1375	A
31	DA	1379	G
31	DA	1382	C
31	DA	1397	C
31	DA	1398	A
31	DA	1404	C
31	DA	1417	G
31	DA	1419	G
31	DA	1442	G
31	DA	1443	G
31	DA	1446	A
31	DA	1450	U
31	DA	1451	A
31	DA	1453	G
31	DA	1454	G
31	DA	1487	G
31	DA	1492	A
31	DA	1497	G
31	DA	1499	A

Continued on next page...

Continued from previous page...

Mol	Chain	Res	Type
31	DA	1502	A
31	DA	1503	A
31	DA	1504	G
31	DA	1506	U
31	DA	1507	A
31	DA	1517	G
31	DA	1519	A
31	DA	1520	G
31	DA	1529	G
31	DA	1530	G
31	DA	1531	A
52	DB	2	C
52	DB	7	G
52	DB	8	U
52	DB	9	G
52	DB	14	A
52	DB	17	U
52	DB	18	G
52	DB	19	G
52	DB	20	U
52	DB	21	A
52	DB	22	G
52	DB	23	A
52	DB	24	C
52	DB	26	C
52	DB	27	G
52	DB	42	U
52	DB	45	U
52	DB	46	G
52	DB	47	C
52	DB	48	C
52	DB	49	C
52	DB	50	A
52	DB	51	A
52	DB	52	U
52	DB	55	G
52	DB	56	G
52	DB	58	U
52	DB	70	G
52	DB	74	C
52	DB	79	U
52	DB	85	C

Continued on next page...

Continued from previous page...

Mol	Chain	Res	Type
52	DB	86	C
52	DB	87	A
53	DC	2	G
53	DC	8	U
53	DC	9	G
53	DC	16	C
53	DC	17	C
53	DC	18	C
53	DC	19	G
53	DC	20	G
53	DC	21	U
53	DC	22	A
53	DC	32	G
53	DC	43	G
53	DC	48	U
53	DC	49	C
53	DC	50	G
53	DC	69	C
53	DC	77	A
53	DD	6	G
53	DD	8	U
53	DD	9	G
53	DD	13	C
53	DD	14	A
53	DD	16	C
53	DD	17	C
53	DD	19	G
53	DD	20	G
53	DD	21	U
53	DD	23	G
53	DD	24	C
53	DD	35	C
53	DD	40	C
53	DD	46	G
53	DD	48	U
53	DD	49	C
53	DD	52	C
53	DD	54	G
53	DD	58	A
53	DD	60	A
53	DD	62	C
53	DD	68	C

Continued on next page...

Continued from previous page...

Mol	Chain	Res	Type
53	DD	70	C
53	DD	74	A
53	DD	77	A
54	D1	14	U
54	D1	19	U

All (206) RNA pucker outliers are listed below:

Mol	Chain	Res	Type
1	AA	74	A
1	AA	196	A
1	AA	222	A
1	AA	229	A
1	AA	270(L)	U
1	AA	271(B)	G
1	AA	271(C)	U
1	AA	404	C
1	AA	587	C
1	AA	654(S)	G
1	AA	752	A
1	AA	856	C
1	AA	881	G
1	AA	974	G
1	AA	974(A)	C
1	AA	1022	G
1	AA	1026	U
1	AA	1060	U
1	AA	1069	A
1	AA	1085	A
1	AA	1130	U
1	AA	1178	C
1	AA	1210	A
1	AA	1312	U
1	AA	1379	A
1	AA	1427	A
1	AA	1510	A
1	AA	1536	A
1	AA	1558	A
1	AA	1608	A
1	AA	1653	G
1	AA	1694	C
1	AA	1799	G

Continued on next page...

Continued from previous page...

Mol	Chain	Res	Type
1	AA	1819	A
1	AA	1899	G
1	AA	1937	A
1	AA	1955	U
1	AA	1992	G
1	AA	2157	G
1	AA	2211	G
1	AA	2346	A
1	AA	2402	C
1	AA	2428	G
1	AA	2439	A
1	AA	2468	G
1	AA	2566	A
1	AA	2610	C
1	AA	2613	U
1	AA	2681	C
1	AA	2689	U
1	AA	2751	G
1	AA	2756	U
1	BA	49	A
1	BA	71	A
1	BA	74	A
1	BA	128	C
1	BA	196	A
1	BA	204	A
1	BA	205	G
1	BA	278	A
1	BA	310	A
1	BA	653	A
1	BA	654(S)	G
1	BA	669	G
1	BA	752	A
1	BA	856	C
1	BA	877	U
1	BA	886	C
1	BA	888	C
1	BA	893	C
1	BA	1022	G
1	BA	1085	A
1	BA	1089	G
1	BA	1171	G
1	BA	1210	A

Continued on next page...

Continued from previous page...

Mol	Chain	Res	Type
1	BA	1300	U
1	BA	1416	G
1	BA	1420	U
1	BA	1427	A
1	BA	1460	A
1	BA	1558	A
1	BA	1653	G
1	BA	1819	A
1	BA	1955	U
1	BA	1963	U
1	BA	1992	G
1	BA	2126	A
1	BA	2135	A
1	BA	2191	G
1	BA	2210	G
1	BA	2211	G
1	BA	2225	A
1	BA	2275	C
1	BA	2282	G
1	BA	2406	U
1	BA	2422	A
1	BA	2439	A
1	BA	2447	G
1	BA	2602	A
1	BA	2610	C
1	BA	2689	U
1	BA	2776	A
1	BA	2790	A
1	BA	2859	G
1	BA	2893	G
31	CA	5	U
31	CA	31	G
31	CA	49	U
31	CA	50	A
31	CA	115	G
31	CA	119	A
31	CA	181	G
31	CA	244	U
31	CA	266	G
31	CA	412	A
31	CA	428	G
31	CA	429	U

Continued on next page...

Continued from previous page...

Mol	Chain	Res	Type
31	CA	484	G
31	CA	509	A
31	CA	530	G
31	CA	560	U
31	CA	575	G
31	CA	687	A
31	CA	703	G
31	CA	748	C
31	CA	812	C
31	CA	820	U
31	CA	871	U
31	CA	913	A
31	CA	974	A
31	CA	992	U
31	CA	1025	U
31	CA	1027	C
31	CA	1065	U
31	CA	1178	G
31	CA	1279	A
31	CA	1285	A
31	CA	1498	U
31	CA	1503	A
31	CA	1504	G
52	CB	18	G
52	CB	19	G
52	CB	21	A
52	CB	23	A
53	CC	1	C
53	CC	19	G
53	CC	20	G
53	CC	48	U
53	CD	13	C
31	DA	31	G
31	DA	64	G
31	DA	89	U
31	DA	115	G
31	DA	197	A
31	DA	201	C
31	DA	209	U
31	DA	243	A
31	DA	250	A
31	DA	266	G

Continued on next page...

Continued from previous page...

Mol	Chain	Res	Type
31	DA	279	A
31	DA	328	C
31	DA	345	C
31	DA	353	A
31	DA	412	A
31	DA	429	U
31	DA	452	A
31	DA	485	G
31	DA	509	A
31	DA	560	U
31	DA	575	G
31	DA	631	G
31	DA	632	A
31	DA	687	A
31	DA	748	C
31	DA	793	U
31	DA	812	C
31	DA	913	A
31	DA	992	U
31	DA	993	G
31	DA	1053	G
31	DA	1054	C
31	DA	1085	U
31	DA	1126	U
31	DA	1128	C
31	DA	1183	A
31	DA	1279	A
31	DA	1285	A
31	DA	1297	C
31	DA	1300	G
31	DA	1301	U
31	DA	1305	G
31	DA	1337	G
31	DA	1346	A
31	DA	1442	G
31	DA	1449	C
31	DA	1498	U
31	DA	1503	A
31	DA	1529	G
52	DB	21	A
52	DB	23	A
52	DB	48	C

Continued on next page...

Continued from previous page...

Mol	Chain	Res	Type
53	DC	1	C
53	DC	19	G
53	DC	20	G
53	DC	48	U
53	DD	13	C

5.4 Non-standard residues in protein, DNA, RNA chains [i](#)

There are no non-standard protein/DNA/RNA residues in this entry.

5.5 Carbohydrates [i](#)

There are no carbohydrates in this entry.

5.6 Ligand geometry [i](#)

Of 1703 ligands modelled in this entry, 1701 are monoatomic - leaving 2 for Mogul analysis.

In the following table, the Counts columns list the number of bonds (or angles) for which Mogul statistics could be retrieved, the number of bonds (or angles) that are observed in the model and the number of bonds (or angles) that are defined in the Chemical Component Dictionary. The Link column lists molecule types, if any, to which the group is linked. The Z score for a bond length (or angle) is the number of standard deviations the observed value is removed from the expected value. A bond length (or angle) with $|Z| > 2$ is considered an outlier worth inspection. RMSZ is the root-mean-square of all Z scores of the bond lengths (or angles).

Mol	Type	Chain	Res	Link	Bond lengths			Bond angles		
					Counts	RMSZ	# Z > 2	Counts	RMSZ	# Z > 2
56	PAR	CA	1841	-	45,45,45	0.58	0	64,67,67	1.42	10 (15%)
56	PAR	DA	1805	-	45,45,45	0.58	0	64,67,67	1.69	17 (26%)

In the following table, the Chirals column lists the number of chiral outliers, the number of chiral centers analysed, the number of these observed in the model and the number defined in the Chemical Component Dictionary. Similar counts are reported in the Torsion and Rings columns. '-' means no outliers of that kind were identified.

Mol	Type	Chain	Res	Link	Chirals	Torsions	Rings
56	PAR	CA	1841	-	-	8/18/94/94	0/4/4/4
56	PAR	DA	1805	-	-	6/18/94/94	0/4/4/4

There are no bond length outliers.

All (27) bond angle outliers are listed below:

Mol	Chain	Res	Type	Atoms	Z	Observed(°)	Ideal(°)
56	DA	1805	PAR	C13-O52-C52	-4.32	107.28	117.96
56	DA	1805	PAR	O54-C54-C64	4.10	113.64	106.01
56	DA	1805	PAR	C11-O51-C51	3.98	121.51	113.69
56	CA	1841	PAR	O54-C54-C64	3.91	113.28	106.01
56	CA	1841	PAR	C41-C31-C21	-3.70	104.72	111.07
56	DA	1805	PAR	C44-C34-C24	3.46	117.02	111.07
56	DA	1805	PAR	C11-O11-C42	-3.39	109.58	117.96
56	DA	1805	PAR	C14-O33-C33	-3.10	110.29	117.96
56	CA	1841	PAR	C11-O11-C42	-2.77	111.10	117.96
56	DA	1805	PAR	O51-C51-C41	2.72	114.63	109.69
56	DA	1805	PAR	O34-C34-C44	-2.71	104.09	110.35
56	CA	1841	PAR	O52-C13-C23	2.70	113.55	107.96
56	CA	1841	PAR	C14-O33-C33	-2.63	111.47	117.96
56	DA	1805	PAR	O51-C11-C21	2.41	115.48	110.06
56	DA	1805	PAR	C14-C24-C34	2.40	116.49	110.21
56	DA	1805	PAR	C52-C42-C32	2.34	115.53	111.16
56	CA	1841	PAR	C14-C24-N24	-2.28	106.09	110.20
56	DA	1805	PAR	O54-C54-C44	-2.28	105.56	109.69
56	CA	1841	PAR	C13-O52-C52	-2.27	112.34	117.96
56	CA	1841	PAR	C14-O54-C54	2.24	118.09	113.69
56	CA	1841	PAR	O54-C54-C44	-2.23	105.64	109.69
56	CA	1841	PAR	C32-C22-C12	-2.23	106.61	111.18
56	DA	1805	PAR	C41-C31-C21	-2.22	107.25	111.07
56	DA	1805	PAR	C14-O54-C54	2.08	117.76	113.69
56	DA	1805	PAR	O52-C13-C23	2.05	112.20	107.96
56	DA	1805	PAR	O44-C44-C34	-2.03	105.66	110.35
56	DA	1805	PAR	C34-C24-N24	-2.02	106.91	111.05

There are no chirality outliers.

All (14) torsion outliers are listed below:

Mol	Chain	Res	Type	Atoms
56	CA	1841	PAR	C23-C13-O52-C52
56	CA	1841	PAR	C44-C54-C64-N64
56	CA	1841	PAR	O54-C54-C64-N64
56	DA	1805	PAR	C23-C13-O52-C52
56	CA	1841	PAR	O43-C43-C53-O53
56	CA	1841	PAR	C33-C43-C53-O53
56	CA	1841	PAR	C41-C51-C61-O61
56	DA	1805	PAR	O51-C51-C61-O61

Continued on next page...

Continued from previous page...

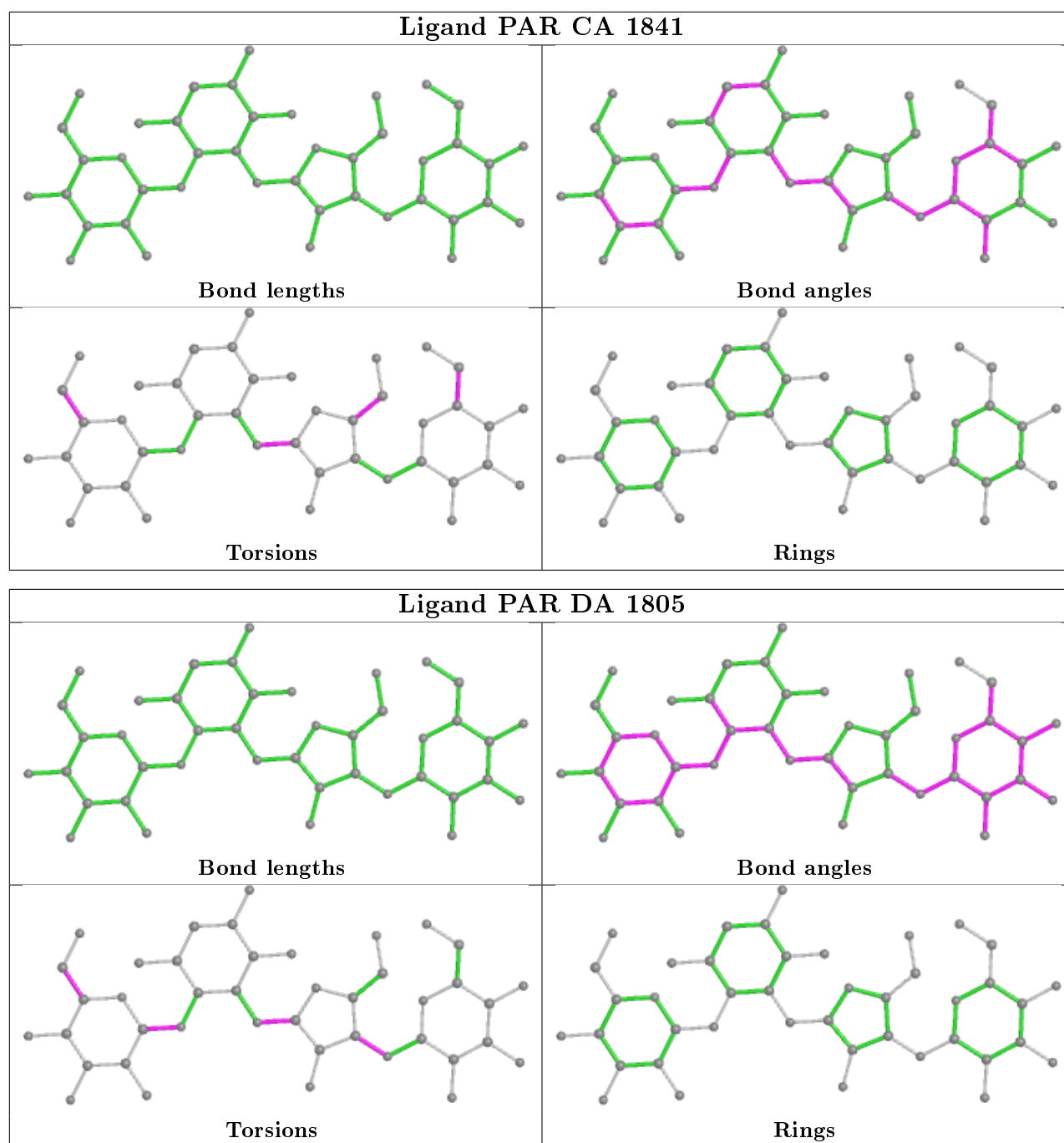
Mol	Chain	Res	Type	Atoms
56	DA	1805	PAR	C41-C51-C61-O61
56	CA	1841	PAR	O51-C51-C61-O61
56	CA	1841	PAR	O43-C13-O52-C52
56	DA	1805	PAR	O43-C13-O52-C52
56	DA	1805	PAR	C43-C33-O33-C14
56	DA	1805	PAR	O51-C11-O11-C42

There are no ring outliers.

2 monomers are involved in 9 short contacts:

Mol	Chain	Res	Type	Clashes	Symm-Clashes
56	CA	1841	PAR	4	0
56	DA	1805	PAR	5	0

The following is a two-dimensional graphical depiction of Mogul quality analysis of bond lengths, bond angles, torsion angles, and ring geometry for all instances of the Ligand of Interest. In addition, ligands with molecular weight > 250 and outliers as shown on the validation Tables will also be included. For torsion angles, if less than 5% of the Mogul distribution of torsion angles is within 10 degrees of the torsion angle in question, then that torsion angle is considered an outlier. Any bond that is central to one or more torsion angles identified as an outlier by Mogul will be highlighted in the graph. For rings, the root-mean-square deviation (RMSD) between the ring in question and similar rings identified by Mogul is calculated over all ring torsion angles. If the average RMSD is greater than 60 degrees and the minimal RMSD between the ring in question and any Mogul-identified rings is also greater than 60 degrees, then that ring is considered an outlier. The outliers are highlighted in purple. The color gray indicates Mogul did not find sufficient equivalents in the CSD to analyse the geometry.



5.7 Other polymers [i](#)

There are no such residues in this entry.

5.8 Polymer linkage issues [i](#)

There are no chain breaks in this entry.

6 Fit of model and data i

6.1 Protein, DNA and RNA chains i

In the following table, the column labelled ‘#RSRZ> 2’ contains the number (and percentage) of RSRZ outliers, followed by percent RSRZ outliers for the chain as percentile scores relative to all X-ray entries and entries of similar resolution. The OWAB column contains the minimum, median, 95th percentile and maximum values of the occupancy-weighted average B-factor per residue. The column labelled ‘Q< 0.9’ lists the number of (and percentage) of residues with an average occupancy less than 0.9.

Mol	Chain	Analysed	<RSRZ>	#RSRZ>2	OWAB(Å ²)	Q<0.9
1	AA	2912/2912 (100%)	-0.06	43 (1%) 73 72	50, 81, 215, 247	0
1	BA	2909/2912 (99%)	-0.16	40 (1%) 75 75	60, 95, 235, 249	0
2	AB	122/122 (100%)	-0.28	1 (0%) 86 86	81, 105, 124, 182	0
2	BB	122/122 (100%)	-0.36	2 (1%) 72 70	98, 133, 156, 203	0
3	AD	272/276 (98%)	0.73	12 (4%) 34 33	47, 72, 94, 112	0
3	BD	272/276 (98%)	0.53	14 (5%) 28 26	56, 82, 103, 138	0
4	AE	205/206 (99%)	0.87	38 (18%) 1 1	55, 91, 137, 149	0
4	BE	205/206 (99%)	1.01	36 (17%) 1 1	66, 104, 153, 172	0
5	AF	202/210 (96%)	0.05	2 (0%) 82 82	52, 84, 123, 137	0
5	BF	208/210 (99%)	0.78	24 (11%) 4 4	64, 108, 166, 191	0
6	AG	181/182 (99%)	1.15	32 (17%) 1 1	95, 115, 143, 157	0
6	BG	181/182 (99%)	1.18	39 (21%) 0 1	125, 148, 169, 176	0
7	AH	170/180 (94%)	0.25	5 (2%) 51 50	89, 119, 138, 160	0
7	BH	170/180 (94%)	3.45	120 (70%) 0 0	161, 203, 224, 232	0
8	AK	146/148 (98%)	0.68	18 (12%) 4 3	85, 134, 151, 157	0
8	BK	146/148 (98%)	0.35	6 (4%) 37 35	91, 134, 158, 167	0
9	AM	138/140 (98%)	0.30	6 (4%) 35 34	70, 95, 131, 144	0
9	BM	138/140 (98%)	1.87	63 (45%) 0 0	86, 118, 148, 158	0
10	AN	122/122 (100%)	0.61	3 (2%) 57 54	63, 82, 98, 111	0
10	BN	122/122 (100%)	0.89	11 (9%) 9 9	76, 98, 117, 133	0
11	AO	150/150 (100%)	0.25	3 (2%) 65 64	45, 90, 122, 167	0
11	BO	150/150 (100%)	0.58	12 (8%) 12 11	44, 101, 149, 186	0
12	AP	141/141 (100%)	0.71	11 (7%) 13 12	58, 91, 116, 142	0
12	BP	141/141 (100%)	1.57	40 (28%) 0 0	58, 107, 142, 164	0

Continued on next page...

Continued from previous page...

Mol	Chain	Analysed	<RSRZ>	#RSRZ>2	OWAB(Å ²)	Q<0.9
13	A0	118/118 (100%)	0.07	0 100 100	64, 90, 109, 123	0
13	B0	117/118 (99%)	0.12	1 (0%) 84 84	68, 90, 113, 128	0
14	AQ	111/112 (99%)	0.76	12 (10%) 5 5	83, 103, 126, 142	0
14	BQ	111/112 (99%)	0.38	7 (6%) 20 20	95, 132, 156, 175	0
15	AR	137/146 (93%)	0.64	9 (6%) 18 18	75, 97, 147, 178	0
15	BR	137/146 (93%)	0.37	4 (2%) 51 50	86, 107, 167, 187	0
16	A1	117/118 (99%)	-0.15	3 (2%) 56 53	61, 84, 116, 145	0
16	B1	117/118 (99%)	1.43	33 (28%) 0 0	71, 106, 146, 165	0
17	A2	101/101 (100%)	0.17	3 (2%) 50 49	61, 105, 126, 145	0
17	B2	101/101 (100%)	2.01	43 (42%) 0 0	73, 131, 148, 158	0
18	AS	113/113 (100%)	-0.09	2 (1%) 68 67	55, 80, 111, 163	0
18	BS	113/113 (100%)	0.55	5 (4%) 34 33	69, 84, 121, 162	0
19	AT	92/96 (95%)	0.58	6 (6%) 18 18	63, 78, 102, 118	0
19	BT	92/96 (95%)	0.73	8 (8%) 10 10	78, 96, 119, 134	0
20	AU	102/110 (92%)	0.20	4 (3%) 39 37	82, 107, 157, 172	0
20	BU	102/110 (92%)	1.49	29 (28%) 0 0	97, 123, 176, 191	0
21	AV	175/206 (84%)	1.52	63 (36%) 0 0	93, 133, 193, 198	0
21	BV	179/206 (86%)	2.94	108 (60%) 0 0	128, 166, 212, 218	0
22	A3	76/85 (89%)	0.22	1 (1%) 77 77	65, 84, 98, 137	0
22	B3	77/85 (90%)	0.35	2 (2%) 56 53	79, 101, 122, 155	0
23	AZ	97/98 (98%)	0.78	10 (10%) 6 6	61, 81, 137, 165	0
23	BZ	97/98 (98%)	0.31	2 (2%) 63 62	69, 91, 141, 162	0
24	AW	66/72 (91%)	0.09	2 (3%) 50 49	69, 87, 106, 137	0
24	BW	69/72 (95%)	0.66	5 (7%) 15 15	90, 114, 148, 183	0
25	AX	59/60 (98%)	-0.04	1 (1%) 70 68	73, 90, 120, 135	0
25	BX	59/60 (98%)	1.36	12 (20%) 1 1	86, 114, 146, 166	0
26	A4	66/71 (92%)	3.36	46 (69%) 0 0	127, 161, 179, 187	0
26	B4	63/71 (88%)	3.59	46 (73%) 0 0	154, 190, 200, 207	0
27	A5	59/60 (98%)	0.48	7 (11%) 4 4	55, 95, 180, 185	0
27	B5	59/60 (98%)	1.09	12 (20%) 1 1	65, 94, 181, 192	0
28	A6	45/54 (83%)	3.26	30 (66%) 0 0	122, 152, 173, 181	0

Continued on next page...

Continued from previous page...

Mol	Chain	Analysed	<RSRZ>	#RSRZ>2	OWAB(Å ²)	Q<0.9
28	B6	45/54 (83%)	1.84	17 (37%) 0 0	141, 173, 188, 192	0
29	A7	49/49 (100%)	0.04	2 (4%) 37 35	50, 60, 106, 137	0
29	B7	49/49 (100%)	0.42	4 (8%) 11 11	60, 69, 129, 148	0
30	A8	61/65 (93%)	0.37	1 (1%) 72 70	64, 78, 95, 120	0
30	B8	61/65 (93%)	0.91	4 (6%) 18 18	78, 95, 110, 142	0
31	CA	1506/1506 (100%)	-0.36	6 (0%) 92 93	64, 112, 193, 248	0
31	DA	1506/1506 (100%)	-0.39	5 (0%) 94 94	76, 122, 195, 248	0
32	CE	237/256 (92%)	0.52	21 (8%) 9 10	115, 149, 188, 198	0
32	DE	237/256 (92%)	0.24	17 (7%) 15 15	127, 165, 200, 215	0
33	CF	205/239 (85%)	0.63	18 (8%) 10 10	98, 124, 158, 166	0
33	DF	206/239 (86%)	1.11	51 (24%) 0 0	128, 151, 180, 188	0
34	CG	208/208 (100%)	-0.10	0 100 100	95, 119, 143, 154	0
34	DG	208/208 (100%)	0.71	18 (8%) 10 10	91, 116, 137, 151	0
35	CH	151/162 (93%)	0.39	5 (3%) 46 44	87, 109, 132, 166	0
35	DH	151/162 (93%)	-0.04	0 100 100	104, 125, 148, 169	0
36	CI	101/101 (100%)	0.86	11 (10%) 5 5	89, 112, 130, 153	0
36	DI	101/101 (100%)	0.65	10 (9%) 7 7	87, 109, 130, 156	0
37	CJ	155/156 (99%)	0.65	16 (10%) 6 6	111, 128, 158, 167	0
37	DJ	155/156 (99%)	-0.15	1 (0%) 89 90	116, 136, 164, 170	0
38	CK	138/138 (100%)	0.11	3 (2%) 62 60	95, 116, 130, 137	0
38	DK	138/138 (100%)	-0.25	0 100 100	109, 129, 143, 151	0
39	CL	127/128 (99%)	-0.27	0 100 100	99, 147, 167, 173	0
39	DL	127/128 (99%)	-0.50	1 (0%) 86 86	120, 158, 174, 178	0
40	CM	99/105 (94%)	-0.12	2 (2%) 65 64	93, 146, 176, 179	0
40	DM	99/105 (94%)	0.36	9 (9%) 9 9	127, 164, 180, 185	0
41	CN	119/129 (92%)	1.78	41 (34%) 0 0	79, 110, 142, 169	0
41	DN	119/129 (92%)	0.56	8 (6%) 17 17	90, 116, 148, 172	0
42	CO	125/132 (94%)	1.05	23 (18%) 1 1	76, 87, 119, 164	0
42	DO	125/132 (94%)	1.26	30 (24%) 0 0	88, 112, 137, 175	0
43	CP	116/126 (92%)	0.59	11 (9%) 8 8	98, 132, 151, 160	0
43	DP	117/126 (92%)	0.80	13 (11%) 5 5	117, 160, 174, 178	0

Continued on next page...

Continued from previous page...

Mol	Chain	Analysed	<RSRZ>	#RSRZ>2	OWAB(Å ²)	Q<0.9
44	CQ	60/61 (98%)	0.03	1 (1%) 70 68	95, 115, 129, 139	0
44	DQ	60/61 (98%)	0.35	4 (6%) 17 17	129, 146, 159, 166	0
45	CR	88/89 (98%)	0.19	3 (3%) 45 43	86, 108, 129, 133	0
45	DR	88/89 (98%)	0.18	2 (2%) 60 59	85, 118, 142, 148	0
46	CS	84/88 (95%)	0.16	1 (1%) 79 78	104, 121, 148, 179	0
46	DS	84/88 (95%)	0.12	0 100 100	94, 111, 134, 166	0
47	CT	100/105 (95%)	0.15	5 (5%) 28 27	94, 115, 132, 146	0
47	DT	100/105 (95%)	0.20	2 (2%) 65 64	95, 117, 141, 155	0
48	CU	72/88 (81%)	0.93	11 (15%) 2 2	91, 112, 146, 173	0
48	DU	72/88 (81%)	0.61	7 (9%) 7 8	97, 120, 156, 173	0
49	CV	78/93 (83%)	0.61	5 (6%) 19 19	112, 136, 151, 158	0
49	DV	78/93 (83%)	0.79	7 (8%) 9 9	150, 167, 187, 191	0
50	CW	99/106 (93%)	-0.17	0 100 100	106, 130, 158, 169	0
50	DW	99/106 (93%)	-0.18	1 (1%) 82 82	97, 124, 158, 172	0
51	CX	25/27 (92%)	-0.24	0 100 100	101, 124, 142, 160	0
51	DX	25/27 (92%)	-0.10	0 100 100	126, 149, 163, 175	0
52	CB	87/87 (100%)	1.55	28 (32%) 0 0	91, 155, 201, 213	2 (2%)
52	DB	87/87 (100%)	1.45	27 (31%) 0 0	97, 156, 203, 216	2 (2%)
53	CC	77/77 (100%)	0.32	2 (2%) 56 53	82, 118, 149, 164	0
53	CD	77/77 (100%)	0.72	15 (19%) 1 1	86, 232, 246, 248	0
53	DC	77/77 (100%)	-0.31	0 100 100	87, 120, 153, 167	0
53	DD	77/77 (100%)	-0.48	1 (1%) 77 77	91, 234, 245, 249	0
54	C1	10/10 (100%)	1.27	2 (20%) 1 1	85, 102, 117, 131	0
54	D1	10/10 (100%)	-0.14	0 100 100	88, 109, 119, 137	0
All	All	21107/21634 (97%)	0.30	1569 (7%) 14 14	44, 110, 191, 249	4 (0%)

All (1569) RSRZ outliers are listed below:

Mol	Chain	Res	Type	RSRZ
1	AA	654(J)	A	13.7
21	BV	179	ASP	13.6
1	AA	654(K)	C	11.7
41	CN	11	LYS	11.7
7	BH	29	PRO	11.4

Continued on next page...

Continued from previous page...

Mol	Chain	Res	Type	RSRZ
7	BH	32	GLU	11.3
1	BA	654(J)	A	11.2
7	BH	48	GLY	10.8
26	B4	12	ALA	10.8
7	BH	99	VAL	10.7
42	DO	129	ALA	10.4
27	B5	59	GLU	10.3
11	BO	150	ALA	10.3
1	BA	654(K)	C	10.2
27	B5	60	VAL	9.8
4	BE	69	LYS	9.6
21	BV	112	ARG	9.6
7	BH	24	VAL	9.5
7	BH	95	ARG	9.2
27	A5	54	GLY	9.2
1	AA	654(L)	G	9.1
26	A4	31	ILE	9.0
5	BF	208	GLY	9.0
23	AZ	98	LEU	8.9
1	BA	654(I)	C	8.8
17	B2	45	THR	8.7
37	CJ	85	TYR	8.7
31	CA	86	U	8.7
1	BA	654(L)	G	8.7
21	BV	141	VAL	8.6
27	B5	2	ALA	8.4
7	BH	98	LEU	8.4
21	BV	121	HIS	8.4
26	B4	63	TYR	8.4
52	CB	51	A	8.3
52	DB	54	G	8.2
21	BV	178	GLU	8.2
28	A6	42	TRP	8.1
27	B5	53	ALA	8.1
32	DE	4	GLU	8.0
33	DF	60	ALA	8.0
7	BH	18	GLU	8.0
7	BH	52	VAL	8.0
26	A4	30	GLU	8.0
7	BH	49	VAL	7.9
7	BH	96	ALA	7.9
28	A6	20	ASN	7.7

Continued on next page...

Continued from previous page...

Mol	Chain	Res	Type	RSRZ
7	BH	55	PRO	7.7
22	A3	85	ALA	7.7
26	B4	40	HIS	7.6
1	BA	2901	C	7.6
26	A4	39	CYS	7.5
26	B4	30	GLU	7.5
7	BH	43	VAL	7.4
52	DB	53	A	7.4
48	CU	88	LYS	7.3
11	AO	149	GLU	7.3
7	BH	30	LYS	7.3
7	BH	105	LEU	7.2
42	CO	126	ALA	7.2
7	BH	33	LEU	7.2
17	B2	91	TYR	7.1
1	AA	2798	C	7.1
52	DB	51	A	7.1
43	DP	7	VAL	7.1
7	BH	45	VAL	7.0
21	BV	146	ILE	7.0
26	B4	55	ARG	7.0
7	BH	97	ARG	7.0
4	BE	54	GLN	7.0
42	DO	128	ALA	7.0
21	BV	176	PRO	7.0
28	A6	26	ASN	6.9
52	CB	17	U	6.9
52	DB	55	G	6.9
21	BV	152	ALA	6.9
21	BV	55	HIS	6.9
7	BH	41	MET	6.9
1	BA	2900	A	6.8
28	A6	13	CYS	6.8
5	BF	1	MET	6.8
8	BK	146	ALA	6.8
20	BU	50	ARG	6.8
7	BH	125	VAL	6.8
53	CD	18	C	6.8
28	B6	13	CYS	6.8
7	BH	46	GLU	6.8
21	BV	113	ALA	6.8
26	A4	32	TYR	6.8

Continued on next page...

Continued from previous page...

Mol	Chain	Res	Type	RSRZ
7	AH	155	SER	6.7
21	BV	147	GLY	6.7
26	A4	13	ARG	6.7
1	BA	2798	C	6.7
28	A6	53	LYS	6.7
42	DO	64	TYR	6.6
28	A6	18	ARG	6.6
52	DB	17	U	6.5
7	BH	7	LEU	6.5
7	BH	126	PRO	6.5
28	A6	19	ARG	6.5
26	B4	13	ARG	6.5
1	AA	2901	C	6.5
4	AE	205	ALA	6.4
15	BR	1	MET	6.4
6	AG	2	PRO	6.3
52	DB	16	U	6.3
21	BV	155	LEU	6.3
28	B6	50	ARG	6.3
6	AG	182	LYS	6.3
26	B4	10	VAL	6.3
23	AZ	97	LEU	6.3
26	B4	47	GLN	6.3
4	AE	204	ALA	6.2
7	BH	17	VAL	6.2
7	BH	106	THR	6.2
16	B1	73	GLY	6.2
7	BH	39	PRO	6.2
17	B2	12	TYR	6.2
21	BV	145	GLU	6.2
4	BE	59	VAL	6.2
24	AW	43	GLN	6.1
26	B4	42	PHE	6.1
41	CN	12	ARG	6.1
23	AZ	96	LYS	6.1
26	B4	11	PRO	6.1
26	B4	29	PRO	6.1
43	DP	6	GLY	6.1
7	BH	94	TYR	6.1
1	BA	2797	U	6.1
26	B4	18	CYS	6.1
21	BV	111	VAL	6.0

Continued on next page...

Continued from previous page...

Mol	Chain	Res	Type	RSRZ
21	BV	56	VAL	6.0
21	BV	142	SER	6.0
6	BG	182	LYS	6.0
27	A5	2	ALA	6.0
1	BA	1509	C	6.0
7	BH	76	VAL	6.0
7	BH	8	PRO	6.0
41	DN	13	GLN	6.0
16	B1	69	CYS	5.9
40	DM	87	THR	5.9
1	AA	163	U	5.9
24	BW	43	GLN	5.9
41	CN	129	SER	5.9
43	DP	4	ILE	5.9
7	BH	25	LYS	5.9
33	DF	46	GLU	5.9
20	BU	49	VAL	5.8
4	BE	55	ASN	5.8
26	A4	28	LYS	5.8
26	B4	28	LYS	5.8
41	CN	81	ASP	5.8
54	C1	14	U	5.8
20	BU	86	ARG	5.8
7	BH	40	GLU	5.8
21	AV	1	MET	5.7
7	BH	103	LEU	5.7
6	BG	108	ASN	5.7
4	BE	205	ALA	5.7
7	BH	53	GLU	5.7
52	CB	52	U	5.7
21	AV	107	THR	5.7
9	BM	1	MET	5.7
1	BA	654(M)	C	5.6
12	BP	66	ILE	5.6
21	BV	143	GLY	5.6
21	AV	172	ALA	5.6
26	A4	55	ARG	5.6
33	DF	80	GLY	5.6
37	CJ	78	ARG	5.6
32	DE	5	ILE	5.6
21	BV	9	TYR	5.6
21	AV	108	PRO	5.6

Continued on next page...

Continued from previous page...

Mol	Chain	Res	Type	RSRZ
7	BH	13	LYS	5.6
7	BH	51	ARG	5.6
7	BH	11	VAL	5.5
52	DB	82	G	5.5
15	AR	1	MET	5.5
42	DO	65	GLU	5.5
29	A7	49	ARG	5.5
21	BV	144	LEU	5.5
26	A4	5	ILE	5.4
12	BP	104	PHE	5.4
31	CA	85	U	5.4
20	BU	59	GLY	5.4
26	A4	40	HIS	5.4
21	BV	68	PRO	5.4
21	BV	162	GLU	5.4
26	A4	12	ALA	5.4
47	CT	101	ARG	5.4
21	BV	83	PRO	5.4
7	BH	42	ARG	5.4
1	BA	2899	G	5.4
37	CJ	153	HIS	5.4
52	CB	18	G	5.4
52	CB	48	C	5.4
31	DA	1032	A	5.3
27	A5	55	ARG	5.3
18	AS	113	LYS	5.3
21	BV	53	ILE	5.3
22	B3	85	ALA	5.3
28	A6	12	GLU	5.3
26	A4	25	TYR	5.3
33	DF	64	VAL	5.3
21	BV	137	ILE	5.3
26	A4	20	ASN	5.3
37	CJ	84	ASN	5.3
43	DP	8	GLU	5.3
21	BV	149	SER	5.3
31	DA	1029	G	5.3
14	BQ	60	GLY	5.2
17	A2	36	PRO	5.2
26	B4	44	THR	5.2
28	A6	29	ASN	5.2
6	AG	80	PHE	5.2

Continued on next page...

Continued from previous page...

Mol	Chain	Res	Type	RSRZ
6	AG	137	GLU	5.2
1	AA	1	G	5.2
1	AA	2	G	5.2
8	AK	146	ALA	5.2
26	B4	21	VAL	5.2
52	CB	53	A	5.2
1	AA	654(I)	C	5.2
52	CB	84	A	5.2
21	BV	96	VAL	5.2
21	BV	172	ALA	5.2
12	AP	33	GLY	5.2
1	AA	654(P)	G	5.2
9	BM	8	GLN	5.1
52	CB	16	U	5.1
21	BV	168	GLU	5.1
5	BF	12	LEU	5.1
16	B1	72	HIS	5.1
6	BG	139	LEU	5.1
7	BH	47	GLU	5.1
1	AA	2902	C	5.1
1	AA	4	C	5.0
7	BH	115	VAL	5.0
21	AV	148	ASP	5.0
6	BG	142	PRO	5.0
21	AV	171	ILE	5.0
26	A4	29	PRO	5.0
7	BH	83	TYR	5.0
21	BV	107	THR	5.0
4	BE	70	ALA	5.0
21	BV	106	GLY	5.0
26	B4	20	ASN	5.0
20	BU	46	LYS	5.0
21	AV	142	SER	5.0
26	B4	22	ILE	5.0
26	A4	52	THR	5.0
17	B2	36	PRO	5.0
17	B2	5	VAL	4.9
28	B6	14	THR	4.9
11	AO	150	ALA	4.9
15	AR	2	ASN	4.9
52	DB	18	G	4.9
7	BH	50	VAL	4.9

Continued on next page...

Continued from previous page...

Mol	Chain	Res	Type	RSRZ
26	A4	26	SER	4.9
7	BH	31	GLY	4.9
21	BV	153	SER	4.9
11	BO	149	GLU	4.9
1	AA	888	C	4.9
7	BH	80	SER	4.9
6	BG	34	LEU	4.9
27	B5	54	GLY	4.9
16	B1	90	VAL	4.8
28	A6	14	THR	4.8
28	A6	50	ARG	4.8
32	DE	6	THR	4.8
33	DF	66	VAL	4.8
26	A4	22	ILE	4.8
21	BV	92	SER	4.8
20	BU	79	CYS	4.8
37	CJ	154	TYR	4.8
7	BH	34	GLU	4.8
33	DF	103	VAL	4.8
21	AV	146	ILE	4.7
7	BH	21	PRO	4.7
9	BM	41	ASP	4.7
26	A4	24	THR	4.7
9	AM	130	HIS	4.7
26	A4	11	PRO	4.7
21	BV	159	PRO	4.7
7	BH	81	GLU	4.7
43	DP	5	ALA	4.7
1	BA	1067	A	4.7
7	BH	101	ARG	4.7
26	B4	31	ILE	4.7
20	BU	45	VAL	4.7
12	BP	103	MET	4.6
20	AU	52	SER	4.6
18	BS	113	LYS	4.6
19	BT	89	ILE	4.6
26	B4	54	GLY	4.6
7	BH	19	VAL	4.6
21	BV	169	GLU	4.6
16	B1	88	ILE	4.6
26	B4	45	GLY	4.6
16	B1	89	GLU	4.6

Continued on next page...

Continued from previous page...

Mol	Chain	Res	Type	RSRZ
28	A6	47	THR	4.6
33	DF	79	ARG	4.5
52	DB	87	A	4.5
33	DF	45	LYS	4.5
26	B4	58	ARG	4.5
37	CJ	86	GLN	4.5
21	BV	177	PRO	4.5
28	A6	49	HIS	4.5
40	DM	100	THR	4.5
23	AZ	93	GLU	4.5
21	BV	150	LEU	4.5
4	AE	79	ARG	4.5
26	B4	48	ARG	4.5
9	BM	48	MET	4.5
26	A4	3	GLU	4.5
4	BE	76	ARG	4.5
28	A6	23	THR	4.5
20	BU	58	GLY	4.5
41	CN	21	ILE	4.5
27	A5	60	VAL	4.5
42	DO	68	ALA	4.5
26	A4	10	VAL	4.5
6	BG	146	TYR	4.5
12	BP	6	ARG	4.4
16	B1	91	ASP	4.4
20	BU	48	ALA	4.4
7	BH	38	SER	4.4
5	BF	2	LYS	4.4
20	BU	52	SER	4.4
6	AG	82	LEU	4.4
17	B2	27	ALA	4.4
21	BV	28	MET	4.4
52	DB	52	U	4.4
6	AG	88	ILE	4.4
1	BA	2799	A	4.4
7	BH	23	ARG	4.4
33	CF	79	ARG	4.4
1	BA	1535	U	4.4
27	B5	55	ARG	4.4
43	CP	6	GLY	4.4
4	BE	52	LEU	4.3
17	B2	40	LEU	4.3

Continued on next page...

Continued from previous page...

Mol	Chain	Res	Type	RSRZ
1	BA	3	U	4.3
25	AX	60	GLU	4.3
52	CB	81	G	4.3
42	DO	39	VAL	4.3
48	DU	88	LYS	4.3
14	BQ	108	GLY	4.3
21	BV	88	PHE	4.3
1	AA	887	A	4.3
7	BH	131	VAL	4.3
26	A4	21	VAL	4.3
52	CB	83	U	4.3
1	BA	1093	G	4.3
41	CN	83	ILE	4.3
7	BH	26	VAL	4.3
24	BW	72	ALA	4.3
9	BM	133	GLN	4.3
21	BV	69	THR	4.3
28	A6	21	TYR	4.3
17	B2	47	VAL	4.2
26	A4	64	GLY	4.2
26	A4	23	GLU	4.2
4	BE	78	LEU	4.2
33	DF	42	LEU	4.2
41	CN	62	GLN	4.2
26	B4	50	VAL	4.2
33	DF	109	PRO	4.2
1	BA	2	G	4.2
5	BF	20	LEU	4.2
7	BH	54	ARG	4.2
41	CN	96	ARG	4.2
21	BV	2	GLU	4.2
7	BH	128	PRO	4.2
1	AA	277	C	4.2
9	BM	51	PHE	4.2
20	BU	47	LYS	4.2
17	B2	38	LEU	4.2
21	BV	27	VAL	4.2
26	A4	14	ILE	4.2
28	B6	42	TRP	4.1
7	BH	86	GLU	4.1
4	AE	54	GLN	4.1
21	BV	170	THR	4.1

Continued on next page...

Continued from previous page...

Mol	Chain	Res	Type	RSRZ
12	BP	35	VAL	4.1
12	BP	130	LYS	4.1
21	AV	113	ALA	4.1
26	A4	65	ASP	4.1
6	AG	146	TYR	4.1
12	BP	64	ILE	4.1
16	A1	118	GLY	4.1
6	AG	135	LEU	4.1
26	A4	51	ASP	4.1
20	BU	88	LYS	4.1
12	BP	105	GLU	4.1
17	B2	16	PRO	4.1
33	DF	146	ALA	4.1
52	DB	56	G	4.1
6	AG	143	GLU	4.0
21	AV	104	PHE	4.0
25	BX	2	PRO	4.0
28	B6	49	HIS	4.0
15	AR	21	GLU	4.0
17	B2	17	GLY	4.0
17	B2	94	LEU	4.0
21	BV	171	ILE	4.0
26	B4	8	LYS	4.0
52	CB	56	G	4.0
7	BH	85	LYS	4.0
17	B2	4	ILE	4.0
47	DT	101	ARG	4.0
7	BH	82	GLY	4.0
33	DF	102	ASN	4.0
33	DF	86	VAL	4.0
9	BM	13	TRP	4.0
24	BW	44	LEU	4.0
21	BV	156	LYS	4.0
12	BP	33	GLY	4.0
21	BV	93	ASP	4.0
26	A4	6	HIS	4.0
9	BM	72	TYR	4.0
19	AT	92	LEU	3.9
21	BV	51	ALA	3.9
43	DP	3	ARG	3.9
3	BD	40	THR	3.9
7	BH	15	VAL	3.9

Continued on next page...

Continued from previous page...

Mol	Chain	Res	Type	RSRZ
21	BV	154	ASP	3.9
7	BH	35	VAL	3.9
9	AM	134	ARG	3.9
28	A6	34	LEU	3.9
9	BM	40	PRO	3.9
7	BH	124	GLU	3.9
1	AA	654(F)	C	3.9
7	BH	44	VAL	3.9
33	DF	104	GLN	3.9
42	CO	90	LEU	3.9
21	BV	173	ALA	3.9
41	CN	42	TRP	3.9
41	CN	82	VAL	3.9
21	BV	151	HIS	3.9
6	AG	63	ILE	3.9
16	B1	108	GLU	3.9
12	BP	37	LEU	3.9
26	B4	56	VAL	3.9
1	AA	654(G)	C	3.9
9	BM	136	GLU	3.9
1	AA	2797	U	3.9
42	DO	127	GLU	3.9
21	BV	163	LEU	3.8
33	DF	82	GLU	3.8
8	AK	74	ASN	3.8
21	BV	110	GLY	3.8
42	CO	91	PRO	3.8
9	BM	12	ARG	3.8
29	A7	48	LYS	3.8
7	BH	12	PRO	3.8
21	BV	138	GLU	3.8
5	BF	172	TRP	3.8
6	BG	82	LEU	3.8
9	BM	131	GLN	3.8
21	AV	155	LEU	3.8
29	B7	49	ARG	3.8
5	BF	21	ALA	3.8
12	AP	140	ALA	3.8
31	CA	84	U	3.8
53	CD	21	U	3.8
4	BE	77	ILE	3.8
23	AZ	82	LEU	3.8

Continued on next page...

Continued from previous page...

Mol	Chain	Res	Type	RSRZ
32	CE	68	ILE	3.8
19	BT	92	LEU	3.8
12	BP	65	PHE	3.8
41	CN	65	ALA	3.8
17	B2	20	LEU	3.8
26	B4	34	GLU	3.7
52	CB	79	U	3.7
28	A6	30	THR	3.7
42	DO	32	PHE	3.7
17	B2	1	MET	3.7
28	A6	35	GLU	3.7
43	CP	8	GLU	3.7
26	B4	32	TYR	3.7
5	BF	175	THR	3.7
16	B1	99	ALA	3.7
21	BV	50	GLN	3.7
15	BR	2	ASN	3.7
52	CB	54	G	3.7
7	BH	56	SER	3.7
21	BV	5	LEU	3.7
40	DM	93	GLY	3.7
6	BG	157	ILE	3.7
7	BH	89	ILE	3.7
21	BV	118	GLN	3.7
42	DO	40	VAL	3.7
52	CB	20	U	3.7
25	BX	26	LEU	3.7
34	DG	153	ARG	3.7
7	BH	123	PHE	3.7
12	BP	1	MET	3.7
4	AE	77	ILE	3.7
6	AG	89	GLY	3.7
21	BV	70	LEU	3.7
34	DG	64	LEU	3.7
9	BM	122	VAL	3.7
21	AV	99	TYR	3.7
1	AA	1536	A	3.7
5	BF	207	GLY	3.7
21	BV	57	ILE	3.7
52	CB	55	G	3.7
17	B2	11	GLN	3.7
43	DP	88	ARG	3.7

Continued on next page...

Continued from previous page...

Mol	Chain	Res	Type	RSRZ
16	B1	112	ARG	3.7
28	B6	26	ASN	3.7
1	AA	2799	A	3.6
16	A1	117	GLN	3.6
1	AA	654(H)	G	3.6
1	AA	654(E)	C	3.6
1	BA	4	C	3.6
4	AE	60	ASN	3.6
43	CP	2	ALA	3.6
26	B4	25	TYR	3.6
33	CF	193	TYR	3.6
33	DF	52	LEU	3.6
42	DO	27	LEU	3.6
7	BH	37	VAL	3.6
4	AE	58	ARG	3.6
9	BM	15	LEU	3.6
21	BV	4	ARG	3.6
33	CF	72	LYS	3.6
16	B1	86	ALA	3.6
26	B4	7	PRO	3.6
21	BV	52	SER	3.6
26	A4	15	ILE	3.6
37	CJ	156	TRP	3.6
21	AV	153	SER	3.6
1	BA	887	A	3.6
2	AB	1(M)	A	3.6
28	A6	46	HIS	3.6
21	BV	95	PRO	3.6
21	AV	170	THR	3.6
3	BD	26	LYS	3.6
1	BA	654(H)	G	3.6
6	BG	152	LEU	3.6
26	A4	9	LEU	3.6
6	BG	137	GLU	3.6
28	B6	30	THR	3.6
4	AE	90	THR	3.6
42	DO	57	LYS	3.5
5	BF	11	VAL	3.5
42	CO	125	ALA	3.5
21	BV	8	TYR	3.5
41	CN	30	VAL	3.5
7	BH	132	ARG	3.5

Continued on next page...

Continued from previous page...

Mol	Chain	Res	Type	RSRZ
4	BE	90	THR	3.5
26	B4	41	PRO	3.5
31	DA	1031	G	3.5
21	AV	54	HIS	3.5
7	BH	4	ILE	3.5
7	BH	107	VAL	3.5
26	A4	53	GLU	3.5
52	CB	21	A	3.5
7	BH	57	ASP	3.5
21	AV	141	VAL	3.5
7	BH	155	SER	3.5
52	DB	80	C	3.5
7	BH	100	GLY	3.5
26	A4	4	GLY	3.5
6	AG	181	ARG	3.5
25	BX	60	GLU	3.5
21	AV	70	LEU	3.5
21	BV	114	GLY	3.5
24	BW	71	ASN	3.5
10	BN	65	THR	3.5
1	AA	5	A	3.4
21	AV	149	SER	3.4
17	B2	34	GLU	3.4
10	BN	42	SER	3.4
5	BF	177	ALA	3.4
6	BG	39	ILE	3.4
21	BV	148	ASP	3.4
33	DF	62	ASP	3.4
21	AV	106	GLY	3.4
26	B4	19	GLY	3.4
28	B6	24	GLU	3.4
21	BV	102	LEU	3.4
12	BP	63	LYS	3.4
21	BV	119	GLU	3.4
53	CD	37	U	3.4
4	BE	53	PRO	3.4
8	AK	113	ARG	3.4
1	AA	3	U	3.4
49	CV	61	TYR	3.4
7	BH	9	ILE	3.4
21	AV	147	GLY	3.4
12	AP	85	LYS	3.4

Continued on next page...

Continued from previous page...

Mol	Chain	Res	Type	RSRZ
33	DF	85	ARG	3.4
26	A4	34	GLU	3.4
21	BV	109	ALA	3.4
26	A4	27	THR	3.4
9	BM	84	LYS	3.4
11	BO	64	LYS	3.4
52	DB	19	G	3.4
6	AG	144	ILE	3.4
1	AA	2900	A	3.4
26	A4	1	MET	3.4
6	AG	141	PHE	3.3
26	A4	49	PHE	3.3
33	DF	105	GLU	3.3
17	B2	73	SER	3.3
16	B1	71	GLN	3.3
26	B4	49	PHE	3.3
8	AK	71	ILE	3.3
32	CE	214	ILE	3.3
48	DU	87	ARG	3.3
26	B4	39	CYS	3.3
41	DN	109	VAL	3.3
16	B1	62	ILE	3.3
12	BP	7	MET	3.3
9	BM	16	ILE	3.3
26	B4	14	ILE	3.3
12	BP	99	PRO	3.3
21	BV	25	PRO	3.3
42	CO	35	THR	3.3
41	CN	98	LEU	3.3
12	BP	102	VAL	3.3
21	AV	88	PHE	3.3
1	BA	1094	U	3.3
41	CN	58	PRO	3.3
1	AA	896	A	3.3
32	CE	152	PHE	3.3
32	CE	229	VAL	3.3
49	CV	71	LEU	3.3
8	AK	13	GLY	3.3
21	BV	72	ARG	3.3
21	AV	156	LYS	3.3
35	CH	155	GLU	3.3
7	BH	28	GLY	3.3

Continued on next page...

Continued from previous page...

Mol	Chain	Res	Type	RSRZ
6	BG	133	LEU	3.3
4	AE	55	ASN	3.3
1	AA	654(Q)	C	3.3
12	AP	137	TYR	3.3
9	BM	46	VAL	3.3
48	DU	43	PHE	3.3
17	B2	13	ARG	3.2
41	CN	31	THR	3.2
21	BV	82	ARG	3.2
33	CF	78	GLY	3.2
41	CN	20	TYR	3.2
52	DB	57	C	3.2
43	CP	4	ILE	3.2
53	CD	17	C	3.2
20	BU	29	GLU	3.2
21	AV	145	GLU	3.2
6	AG	90	LEU	3.2
52	DB	48	C	3.2
20	BU	60	PHE	3.2
21	BV	3	TYR	3.2
25	BX	47	VAL	3.2
21	BV	175	VAL	3.2
4	AE	193	GLY	3.2
41	CN	95	ILE	3.2
32	CE	188	ALA	3.2
3	AD	34	VAL	3.2
7	BH	16	SER	3.2
41	CN	108	ILE	3.2
20	BU	63	LYS	3.2
4	AE	7	VAL	3.2
10	BN	58	VAL	3.2
21	AV	173	ALA	3.2
21	BV	128	VAL	3.2
1	BA	1066	U	3.2
27	B5	3	LYS	3.2
2	BB	1(M)	A	3.2
53	CD	36	A	3.2
42	DO	69	TYR	3.2
54	C1	13	U	3.2
9	BM	87	LEU	3.2
9	BM	91	LEU	3.2
33	DF	57	ILE	3.2

Continued on next page...

Continued from previous page...

Mol	Chain	Res	Type	RSRZ
21	AV	98	MET	3.2
4	AE	24	THR	3.2
26	B4	24	THR	3.2
11	BO	106	LEU	3.1
31	DA	1030	C	3.1
1	AA	164	U	3.1
14	AQ	112	PHE	3.1
48	DU	42	ARG	3.1
41	DN	31	THR	3.1
1	AA	654(N)	G	3.1
42	DO	55	VAL	3.1
26	B4	9	LEU	3.1
7	BH	168	PRO	3.1
12	AP	19	GLY	3.1
17	B2	15	GLU	3.1
34	DG	133	VAL	3.1
16	B1	117	GLN	3.1
9	BM	43	THR	3.1
4	AE	8	LYS	3.1
1	BA	1177	A	3.1
21	AV	3	TYR	3.1
23	AZ	80	LEU	3.1
33	DF	98	ASN	3.1
36	DI	39	LYS	3.1
7	BH	141	VAL	3.1
28	B6	12	GLU	3.1
12	AP	32	TYR	3.1
36	CI	57	GLN	3.1
21	AV	133	ILE	3.1
49	DV	25	LYS	3.1
9	BM	50	ASP	3.1
20	BU	44	ILE	3.1
20	BU	102	CYS	3.1
21	BV	174	VAL	3.1
16	B1	106	PHE	3.1
17	B2	26	ASP	3.1
18	BS	112	GLY	3.1
33	DF	100	ALA	3.1
26	A4	63	TYR	3.1
21	BV	44	PHE	3.1
40	DM	10	GLY	3.1
20	BU	62	GLU	3.1

Continued on next page...

Continued from previous page...

Mol	Chain	Res	Type	RSRZ
9	BM	26	LEU	3.1
6	BG	12	TYR	3.1
21	BV	66	SER	3.1
26	A4	48	ARG	3.1
4	BE	2	LYS	3.0
5	BF	23	ASP	3.0
21	BV	140	ASP	3.0
9	BM	32	THR	3.0
36	DI	66	GLU	3.0
23	AZ	94	LEU	3.0
9	BM	45	ASN	3.0
7	BH	169	VAL	3.0
16	B1	110	VAL	3.0
9	BM	70	LYS	3.0
1	BA	1068	G	3.0
17	B2	30	GLY	3.0
9	BM	14	VAL	3.0
28	B6	25	LYS	3.0
1	BA	654(O)	G	3.0
9	BM	7	LYS	3.0
17	B2	39	LEU	3.0
21	AV	166	SER	3.0
31	DA	1032(A)	G	3.0
7	BH	164	TYR	3.0
17	B2	93	GLU	3.0
26	B4	23	GLU	3.0
33	DF	202	ILE	3.0
4	AE	52	LEU	3.0
8	AK	12	LEU	3.0
36	CI	58	GLY	3.0
6	AG	60	LEU	3.0
7	AH	83	TYR	3.0
7	BH	150	ALA	3.0
32	CE	228	GLY	3.0
33	CF	89	GLU	3.0
6	BG	109	VAL	3.0
14	BQ	56	LEU	3.0
20	BU	53	PRO	3.0
12	AP	132	VAL	3.0
26	B4	46	GLN	3.0
53	CD	35	C	3.0
3	AD	2	ALA	3.0

Continued on next page...

Continued from previous page...

Mol	Chain	Res	Type	RSRZ
26	B4	51	ASP	3.0
42	CO	61	TYR	3.0
42	DO	37	CYS	3.0
47	CT	79	SER	3.0
52	DB	81	G	3.0
12	BP	10	ARG	3.0
26	A4	37	SER	3.0
19	AT	89	ILE	3.0
19	BT	91	ALA	3.0
32	CE	96	ARG	3.0
9	BM	10	GLU	3.0
9	BM	90	MET	3.0
21	BV	165	VAL	2.9
7	BH	109	PHE	2.9
19	BT	28	PHE	2.9
7	BH	116	GLU	2.9
20	BU	103	GLY	2.9
42	DO	61	THR	2.9
7	BH	102	ALA	2.9
36	DI	35	ALA	2.9
9	BM	66	LYS	2.9
17	B2	46	VAL	2.9
33	CF	87	LEU	2.9
34	DG	149	ALA	2.9
41	CN	15	ALA	2.9
42	DO	56	ALA	2.9
44	CQ	2	ALA	2.9
7	BH	84	SER	2.9
5	BF	10	PRO	2.9
40	DM	91	PRO	2.9
17	B2	44	LYS	2.9
6	AG	160	VAL	2.9
42	CO	64	THR	2.9
6	BG	97	ASP	2.9
40	DM	101	VAL	2.9
41	CN	93	GLN	2.9
47	CT	98	LEU	2.9
1	BA	888	C	2.9
6	AG	140	ILE	2.9
10	BN	43	VAL	2.9
21	BV	120	ILE	2.9
10	BN	84	ALA	2.9

Continued on next page...

Continued from previous page...

Mol	Chain	Res	Type	RSRZ
17	B2	90	PRO	2.9
52	DB	50	A	2.9
17	B2	74	LYS	2.9
41	CN	50	TYR	2.9
42	CO	25	LYS	2.9
4	BE	51	PHE	2.9
21	AV	51	ALA	2.9
7	BH	170	ARG	2.9
12	BP	32	TYR	2.9
12	BP	93	TYR	2.9
34	DG	68	TYR	2.9
5	BF	133	ASN	2.9
7	BH	144	VAL	2.9
36	CI	48	LEU	2.9
41	CN	13	GLN	2.9
52	CB	14	A	2.9
28	B6	23	THR	2.8
4	AE	73	GLU	2.8
1	AA	890	A	2.8
7	BH	87	LEU	2.8
9	BM	55	VAL	2.8
28	A6	45	LYS	2.8
26	B4	52	THR	2.8
31	CA	345	C	2.8
33	DF	78	GLY	2.8
42	DO	35	GLY	2.8
34	DG	158	ILE	2.8
45	CR	46	HIS	2.8
6	BG	36	LYS	2.8
6	AG	139	LEU	2.8
6	BG	75	LYS	2.8
7	BH	10	PRO	2.8
15	AR	137	LYS	2.8
21	AV	123	ASP	2.8
40	DM	23	ILE	2.8
41	CN	14	VAL	2.8
52	DB	4	G	2.8
1	AA	2146	C	2.8
7	BH	36	PRO	2.8
9	BM	69	GLN	2.8
26	A4	47	GLN	2.8
26	A4	38	LYS	2.8

Continued on next page...

Continued from previous page...

Mol	Chain	Res	Type	RSRZ
42	DO	59	ARG	2.8
6	AG	161	THR	2.8
41	CN	57	THR	2.8
12	BP	2	LEU	2.8
12	BP	92	GLY	2.8
20	BU	101	LYS	2.8
32	CE	233	SER	2.8
42	DO	58	VAL	2.8
26	B4	6	HIS	2.8
6	BG	94	LEU	2.8
9	BM	34	LEU	2.8
17	B2	18	LEU	2.8
4	AE	26	ILE	2.8
9	BM	98	VAL	2.8
21	BV	104	PHE	2.8
21	AV	2	GLU	2.8
38	CK	46	LYS	2.8
9	BM	86	PRO	2.8
6	BG	177	GLY	2.8
14	BQ	54	LEU	2.8
42	DO	60	LEU	2.8
21	AV	175	VAL	2.8
32	DE	165	VAL	2.8
3	BD	5	LYS	2.8
21	BV	98	MET	2.8
36	DI	38	GLU	2.8
9	BM	116	LEU	2.8
9	BM	130	HIS	2.8
11	BO	100	LEU	2.8
28	A6	22	ALA	2.8
9	BM	23	LEU	2.8
32	CE	149	LEU	2.8
12	BP	27	VAL	2.8
14	AQ	49	VAL	2.8
27	A5	59	GLU	2.8
33	DF	204	LEU	2.8
7	BH	114	VAL	2.8
32	DE	86	GLU	2.7
1	AA	654(O)	G	2.7
1	AA	654(S)	G	2.7
12	BP	34	LEU	2.7
12	BP	19	GLY	2.7

Continued on next page...

Continued from previous page...

Mol	Chain	Res	Type	RSRZ
21	BV	7	ALA	2.7
26	A4	33	VAL	2.7
27	B5	52	TYR	2.7
21	BV	32	HIS	2.7
1	AA	889	C	2.7
1	BA	1092	C	2.7
8	AK	75	LEU	2.7
4	AE	59	VAL	2.7
1	BA	5	A	2.7
52	CB	50	A	2.7
3	BD	34	VAL	2.7
17	B2	14	VAL	2.7
43	DP	50	GLU	2.7
20	BU	2	ARG	2.7
52	DB	47	C	2.7
1	BA	1	G	2.7
21	BV	71	VAL	2.7
33	DF	200	ALA	2.7
36	CI	6	VAL	2.7
12	BP	68	ILE	2.7
48	CU	87	ARG	2.7
4	AE	5	LEU	2.7
14	AQ	48	LEU	2.7
41	CN	49	GLY	2.7
17	B2	37	VAL	2.7
6	BG	140	ILE	2.7
7	BH	72	ILE	2.7
11	BO	15	ARG	2.7
18	BS	48	ALA	2.7
21	AV	174	VAL	2.7
12	BP	39	PRO	2.7
21	AV	102	LEU	2.7
6	BG	145	THR	2.7
9	BM	53	VAL	2.7
17	A2	37	VAL	2.7
17	B2	97	LYS	2.7
37	CJ	155	ARG	2.7
41	CN	19	ALA	2.7
21	AV	53	ILE	2.7
32	DE	102	LEU	2.7
33	DF	101	LEU	2.7
42	CO	24	LEU	2.7

Continued on next page...

Continued from previous page...

Mol	Chain	Res	Type	RSRZ
3	BD	36	PRO	2.7
11	BO	61	ARG	2.7
6	BG	100	TRP	2.7
16	B1	61	TRP	2.7
49	CV	62	ILE	2.7
52	CB	49	C	2.7
52	CB	57	C	2.7
52	CB	80	C	2.7
21	BV	117	LEU	2.7
21	AV	4	ARG	2.7
17	B2	64	HIS	2.7
21	AV	121	HIS	2.7
12	BP	38	GLU	2.7
12	BP	69	PHE	2.7
17	B2	89	GLN	2.7
25	BX	19	GLN	2.7
41	DN	12	ARG	2.7
30	B8	40	GLU	2.7
36	CI	66	GLU	2.7
9	BM	85	ILE	2.7
16	A1	68	ALA	2.7
6	BG	155	MET	2.7
53	CD	16	C	2.7
28	B6	46	HIS	2.7
43	DP	2	ALA	2.7
6	AG	59	GLU	2.6
21	AV	165	VAL	2.6
37	CJ	52	GLU	2.6
3	AD	26	LYS	2.6
16	B1	113	ALA	2.6
52	DB	85	C	2.6
37	CJ	149	ARG	2.6
52	CB	82	G	2.6
4	BE	67	PHE	2.6
4	BE	3	GLY	2.6
26	B4	57	GLU	2.6
32	CE	110	GLN	2.6
48	DU	46	GLU	2.6
17	B2	35	LEU	2.6
42	DO	21	LYS	2.6
43	DP	65	LYS	2.6
53	CD	27	G	2.6

Continued on next page...

Continued from previous page...

Mol	Chain	Res	Type	RSRZ
36	CI	46	ARG	2.6
28	A6	11	LEU	2.6
18	AS	111	HIS	2.6
7	BH	69	ARG	2.6
6	AG	64	THR	2.6
21	AV	117	LEU	2.6
33	DF	53	ALA	2.6
45	DR	2	PRO	2.6
8	BK	125	GLU	2.6
9	BM	54	VAL	2.6
41	CN	84	VAL	2.6
9	BM	37	LYS	2.6
49	CV	74	PHE	2.6
12	BP	106	VAL	2.6
42	CO	52	VAL	2.6
48	DU	86	VAL	2.6
52	CB	46	G	2.6
7	AH	148	ILE	2.6
6	BG	25	TYR	2.6
7	BH	90	LYS	2.6
21	BV	23	LYS	2.6
21	BV	33	LEU	2.6
41	CN	63	LEU	2.6
53	CD	39	A	2.6
16	B1	68	ALA	2.6
7	BH	6	ARG	2.6
27	A5	58	LEU	2.6
9	BM	61	ARG	2.6
1	BA	654(F)	C	2.6
10	AN	43	VAL	2.6
44	DQ	25	VAL	2.6
4	AE	4	ILE	2.6
42	DO	93	LEU	2.6
28	B6	22	ALA	2.6
33	DF	56	ASP	2.6
6	AG	142	PRO	2.6
17	B2	71	LEU	2.6
33	DF	89	GLU	2.6
12	BP	17	LEU	2.6
9	AM	13	TRP	2.6
1	BA	2898	U	2.6
4	BE	116	VAL	2.6

Continued on next page...

Continued from previous page...

Mol	Chain	Res	Type	RSRZ
6	AG	116	ASP	2.6
7	BH	113	VAL	2.6
9	BM	42	TRP	2.5
6	BG	35	GLU	2.5
7	BH	93	GLY	2.5
36	DI	36	ARG	2.5
6	BG	135	LEU	2.5
9	BM	62	VAL	2.5
1	BA	1095	A	2.5
48	CU	85	LEU	2.5
1	BA	2902	C	2.5
28	A6	25	LYS	2.5
49	CV	40	ILE	2.5
52	CB	13	G	2.5
20	BU	65	ALA	2.5
34	DG	23	GLY	2.5
52	CB	19	G	2.5
28	B6	41	PRO	2.5
4	AE	72	VAL	2.5
25	BX	27	GLY	2.5
49	DV	52	TYR	2.5
43	CP	111	LYS	2.5
6	AG	107	LEU	2.5
49	DV	71	LEU	2.5
52	CB	47	C	2.5
9	BM	47	ALA	2.5
12	AP	86	GLY	2.5
21	AV	100	VAL	2.5
28	B6	27	LYS	2.5
36	DI	64	GLN	2.5
42	CO	93	VAL	2.5
48	CU	44	LEU	2.5
37	CJ	79	ARG	2.5
53	CD	38	A	2.5
4	BE	1	MET	2.5
25	BX	12	PRO	2.5
14	AQ	110	LEU	2.5
6	AG	108	ASN	2.5
6	BG	178	PHE	2.5
21	BV	48	PHE	2.5
32	DE	163	PHE	2.5
44	DQ	50	LYS	2.5

Continued on next page...

Continued from previous page...

Mol	Chain	Res	Type	RSRZ
17	B2	31	ALA	2.5
26	B4	33	VAL	2.5
32	DE	215	LEU	2.5
40	DM	20	ALA	2.5
7	BH	27	LYS	2.5
36	DI	62	TRP	2.5
43	DP	64	TRP	2.5
10	AN	112	MET	2.5
11	BO	1	MET	2.5
32	CE	107	THR	2.5
4	AE	61	ARG	2.5
5	BF	163	VAL	2.5
12	BP	5	ARG	2.5
32	CE	217	ARG	2.5
41	CN	64	ALA	2.5
42	CO	87	VAL	2.5
41	CN	107	SER	2.5
42	DO	100	ILE	2.5
33	CF	164	ARG	2.5
43	DP	63	THR	2.5
6	AG	152	LEU	2.5
7	BH	108	GLY	2.5
33	DF	205	GLY	2.5
37	CJ	151	TYR	2.5
7	BH	104	GLU	2.5
4	BE	50	GLY	2.5
4	BE	44	TYR	2.5
9	BM	33	LEU	2.5
21	BV	91	LEU	2.5
22	B3	61	ALA	2.5
34	DG	120	LEU	2.5
7	BH	118	PRO	2.5
20	BU	51	VAL	2.4
30	B8	59	LYS	2.4
36	DI	37	VAL	2.4
33	DF	201	TYR	2.4
11	AO	91	PHE	2.4
6	BG	181	ARG	2.4
9	BM	119	ARG	2.4
10	BN	49	ARG	2.4
36	CI	47	ARG	2.4
43	CP	84	ILE	2.4

Continued on next page...

Continued from previous page...

Mol	Chain	Res	Type	RSRZ
14	AQ	27	SER	2.4
1	AA	1534	G	2.4
5	AF	6	VAL	2.4
26	A4	8	LYS	2.4
42	CO	40	VAL	2.4
42	DO	20	LYS	2.4
33	DF	83	ARG	2.4
33	DF	88	ARG	2.4
21	BV	1	MET	2.4
9	BM	9	VAL	2.4
9	BM	99	LEU	2.4
15	AR	106	SER	2.4
17	B2	58	VAL	2.4
1	BA	654(N)	G	2.4
53	DD	18	C	2.4
4	AE	187	ALA	2.4
26	B4	59	PHE	2.4
42	CO	65	ALA	2.4
48	CU	43	PHE	2.4
32	DE	9	GLU	2.4
4	BE	24	THR	2.4
21	AV	167	PRO	2.4
3	BD	273	ARG	2.4
36	CI	9	VAL	2.4
21	BV	54	HIS	2.4
49	DV	69	HIS	2.4
7	BH	153	LYS	2.4
14	AQ	2	ALA	2.4
33	CF	82	GLU	2.4
33	CF	83	ARG	2.4
34	DG	35	ARG	2.4
37	CJ	56	GLN	2.4
4	BE	75	VAL	2.4
9	BM	44	PRO	2.4
4	AE	69	LYS	2.4
7	BH	137	ASP	2.4
9	BM	134	ARG	2.4
12	BP	12	GLN	2.4
3	BD	145	VAL	2.4
26	A4	19	GLY	2.4
28	A6	31	PRO	2.4
33	CF	153	VAL	2.4

Continued on next page...

Continued from previous page...

Mol	Chain	Res	Type	RSRZ
33	DF	55	VAL	2.4
33	DF	178	LEU	2.4
4	BE	204	ALA	2.4
37	CJ	152	ALA	2.4
49	DV	13	ASP	2.4
6	BG	37	VAL	2.4
21	AV	5	LEU	2.4
44	DQ	39	LEU	2.4
6	BG	23	PHE	2.4
16	B1	57	PHE	2.4
26	A4	7	PRO	2.4
45	DR	15	PHE	2.4
52	DB	46	G	2.4
53	CD	32	G	2.4
33	CF	189	ALA	2.4
5	BF	199	TRP	2.4
34	DG	132	ARG	2.4
42	DO	70	ILE	2.4
3	BD	39	LYS	2.4
4	AE	27	LEU	2.4
4	BE	195	LEU	2.4
16	B1	60	LEU	2.4
6	BG	58	GLN	2.4
52	CB	15	A	2.4
10	BN	33	ALA	2.4
13	B0	33	ARG	2.4
17	B2	3	ALA	2.4
20	AU	50	ARG	2.4
25	BX	21	ALA	2.4
12	BP	22	LYS	2.4
38	CK	126	LYS	2.4
41	CN	36	ASP	2.4
43	DP	36	LYS	2.4
4	AE	102	VAL	2.4
53	CD	28	U	2.4
4	BE	71	GLY	2.4
21	AV	52	SER	2.4
23	BZ	28	GLY	2.4
32	CE	114	ARG	2.4
21	AV	169	GLU	2.4
21	BV	62	PRO	2.4
32	DE	232	PRO	2.4

Continued on next page...

Continued from previous page...

Mol	Chain	Res	Type	RSRZ
1	AA	654(U)	A	2.4
3	BD	153	ALA	2.4
27	B5	56	LYS	2.4
33	CF	200	ALA	2.4
40	CM	6	ILE	2.4
45	CR	87	ILE	2.4
15	AR	22	PHE	2.4
42	DO	41	ARG	2.4
43	CP	3	ARG	2.4
4	BE	32	PRO	2.4
19	BT	26	TYR	2.4
33	DF	108	ASN	2.4
21	AV	144	LEU	2.4
4	AE	91	VAL	2.3
14	AQ	109	GLY	2.3
19	BT	69	TYR	2.3
42	CO	53	ALA	2.3
42	DO	85	ILE	2.3
43	CP	43	THR	2.3
12	BP	86	GLY	2.3
8	AK	139	GLN	2.3
12	AP	1	MET	2.3
23	AZ	92	LYS	2.3
33	DF	93	LYS	2.3
5	BF	192	LEU	2.3
6	AG	94	LEU	2.3
9	BM	135	PRO	2.3
33	DF	65	ALA	2.3
35	CH	132	ALA	2.3
48	DU	85	LEU	2.3
4	BE	72	VAL	2.3
19	AT	52	VAL	2.3
25	BX	6	VAL	2.3
49	DV	32	LYS	2.3
6	BG	166	ASP	2.3
8	BK	139	GLN	2.3
34	DG	179	GLU	2.3
12	AP	136	ALA	2.3
16	B1	74	LEU	2.3
16	B1	83	LEU	2.3
49	DV	78	ARG	2.3
21	AV	39	VAL	2.3

Continued on next page...

Continued from previous page...

Mol	Chain	Res	Type	RSRZ
26	A4	56	VAL	2.3
32	DE	156	LYS	2.3
48	CU	48	GLY	2.3
8	AK	122	GLU	2.3
4	AE	68	ALA	2.3
4	AE	182	LEU	2.3
12	BP	49	ALA	2.3
52	DB	1	G	2.3
5	BF	14	PRO	2.3
8	AK	143	SER	2.3
21	AV	101	PRO	2.3
1	AA	270(L)	U	2.3
4	AE	6	GLY	2.3
16	B1	118	GLY	2.3
37	CJ	74	GLU	2.3
7	BH	62	LYS	2.3
38	CK	112	LEU	2.3
6	BG	179	PRO	2.3
28	B6	52	VAL	2.3
35	CH	6	PHE	2.3
52	CB	1	G	2.3
42	CO	76	GLU	2.3
3	AD	92	ILE	2.3
8	BK	12	LEU	2.3
10	AN	122	LEU	2.3
16	B1	85	LYS	2.3
14	AQ	7	TYR	2.3
25	BX	28	LEU	2.3
28	A6	9	LEU	2.3
4	BE	84	PHE	2.3
19	AT	11	PRO	2.3
30	B8	56	GLU	2.3
3	BD	155	LEU	2.3
14	AQ	58	LEU	2.3
34	DG	70	ILE	2.3
37	DJ	156	TRP	2.3
12	BP	25	ASP	2.3
33	DF	198	VAL	2.3
7	BH	167	GLU	2.3
21	AV	168	GLU	2.3
20	AU	99	CYS	2.3
5	AF	156	LEU	2.3

Continued on next page...

Continued from previous page...

Mol	Chain	Res	Type	RSRZ
8	BK	35	LEU	2.3
9	BM	38	HIS	2.3
11	BO	148	LEU	2.3
18	BS	106	ILE	2.3
53	CC	68	C	2.3
43	CP	5	ALA	2.3
1	BA	896	A	2.3
42	DO	28	LYS	2.3
33	DF	87	LEU	2.3
48	CU	78	LEU	2.3
3	AD	165	ILE	2.3
52	DB	86	C	2.3
53	CC	69	C	2.3
5	BF	178	PRO	2.3
3	BD	67	PHE	2.3
4	BE	104	VAL	2.3
21	AV	44	PHE	2.3
26	B4	38	LYS	2.3
7	BH	22	GLY	2.3
1	AA	2167	U	2.3
1	BA	654(G)	C	2.3
17	B2	32	THR	2.3
52	DB	83	U	2.3
20	BU	73	ARG	2.3
25	BX	4	LEU	2.3
42	CO	30	ARG	2.3
8	AK	126	TYR	2.3
9	BM	123	TYR	2.3
32	DE	70	PHE	2.3
53	CD	11	A	2.3
9	BM	19	GLU	2.2
34	DG	145	GLU	2.2
21	BV	87	ASP	2.2
36	CI	7	ASN	2.2
20	BU	95	LYS	2.2
23	AZ	90	ILE	2.2
42	CO	54	LYS	2.2
48	CU	80	PRO	2.2
53	CD	33	C	2.2
7	BH	20	ALA	2.2
9	BM	4	TYR	2.2
7	BH	65	HIS	2.2

Continued on next page...

Continued from previous page...

Mol	Chain	Res	Type	RSRZ
7	BH	111	HIS	2.2
14	AQ	52	SER	2.2
4	BE	181	LEU	2.2
27	B5	58	LEU	2.2
6	BG	80	PHE	2.2
10	BN	96	THR	2.2
21	AV	154	ASP	2.2
36	CI	88	VAL	2.2
37	CJ	88	PRO	2.2
32	DE	231	GLU	2.2
21	BV	59	LEU	2.2
34	DG	155	LEU	2.2
3	AD	270	ILE	2.2
31	CA	87	A	2.2
34	DG	67	ILE	2.2
1	AA	2899	G	2.2
16	B1	76	TYR	2.2
21	AV	79	ARG	2.2
21	BV	97	GLU	2.2
29	B7	47	ARG	2.2
32	CE	148	TYR	2.2
4	BE	49	LEU	2.2
11	BO	147	LEU	2.2
40	DM	89	ASP	2.2
17	B2	86	GLY	2.2
21	BV	46	LYS	2.2
45	CR	89	GLY	2.2
3	AD	111	LEU	2.2
3	BD	37	LEU	2.2
34	DG	135	LEU	2.2
2	BB	88	C	2.2
10	BN	61	VAL	2.2
48	CU	75	ILE	2.2
9	BM	36	GLY	2.2
21	BV	11	GLU	2.2
28	A6	27	LYS	2.2
19	BT	11	PRO	2.2
32	CE	67	THR	2.2
32	CE	95	GLN	2.2
7	BH	71	LEU	2.2
3	AD	184	LYS	2.2
21	BV	116	VAL	2.2

Continued on next page...

Continued from previous page...

Mol	Chain	Res	Type	RSRZ
32	DE	233	SER	2.2
34	DG	17	VAL	2.2
1	AA	2795	G	2.2
21	AV	38	TYR	2.2
21	BV	164	ALA	2.2
42	CO	23	ALA	2.2
50	DW	106	ALA	2.2
8	BK	11	ASN	2.2
9	BM	59	LYS	2.2
16	B1	70	ARG	2.2
17	B2	96	ILE	2.2
5	BF	152	GLU	2.2
21	AV	97	GLU	2.2
32	DE	229	VAL	2.2
21	BV	115	GLY	2.2
8	AK	114	LEU	2.2
14	BQ	58	LEU	2.2
15	AR	6	LEU	2.2
21	BV	108	PRO	2.2
33	CF	196	LEU	2.2
39	DL	21	PRO	2.2
7	AH	152	ARG	2.2
33	DF	97	LYS	2.2
8	AK	70	GLU	2.2
21	AV	86	VAL	2.2
33	DF	68	VAL	2.2
33	DF	134	ILE	2.2
33	DF	173	VAL	2.2
11	BO	110	TYR	2.2
20	AU	102	CYS	2.2
41	CN	16	SER	2.2
41	DN	25	TYR	2.2
6	AG	34	LEU	2.2
14	BQ	33	LYS	2.2
41	CN	48	ILE	2.2
4	BE	10	GLY	2.2
41	CN	46	GLY	2.2
7	BH	130	ARG	2.2
27	A5	53	ALA	2.2
44	DQ	2	ALA	2.2
1	AA	654	A	2.2
9	BM	52	VAL	2.2

Continued on next page...

Continued from previous page...

Mol	Chain	Res	Type	RSRZ
28	B6	48	VAL	2.2
46	CS	4	ILE	2.2
7	AH	103	LEU	2.2
10	BN	25	LEU	2.2
27	B5	51	TYR	2.2
36	CI	63	TYR	2.2
6	AG	41	GLN	2.2
12	AP	141	GLN	2.2
15	AR	45	PHE	2.2
6	BG	52	ILE	2.2
9	BM	5	VAL	2.2
12	BP	3	MET	2.2
35	CH	89	ILE	2.2
36	DI	89	MET	2.2
9	BM	49	GLY	2.2
4	AE	183	LEU	2.1
5	BF	166	ALA	2.1
21	AV	9	TYR	2.1
33	DF	111	LEU	2.1
12	BP	141	GLN	2.1
6	BG	74	LYS	2.1
42	CO	16	ARG	2.1
5	BF	170	LEU	2.1
11	BO	57	THR	2.1
20	BU	6	HIS	2.1
7	BH	145	ALA	2.1
6	AG	178	PHE	2.1
8	AK	131	LYS	2.1
14	AQ	111	GLU	2.1
21	AV	66	SER	2.1
21	BV	126	VAL	2.1
24	BW	45	SER	2.1
40	CM	98	ILE	2.1
1	BA	877	U	2.1
29	B7	1	MET	2.1
9	AM	15	LEU	2.1
21	AV	150	LEU	2.1
21	AV	151	HIS	2.1
28	A6	40	CYS	2.1
12	BP	59	ARG	2.1
19	AT	49	VAL	2.1
12	BP	31	ASP	2.1

Continued on next page...

Continued from previous page...

Mol	Chain	Res	Type	RSRZ
21	AV	59	LEU	2.1
3	BD	272	ALA	2.1
21	BV	38	TYR	2.1
33	CF	201	TYR	2.1
20	BU	92	ASN	2.1
28	A6	43	CYS	2.1
33	DF	63	ASN	2.1
34	DG	146	ILE	2.1
41	DN	83	ILE	2.1
7	BH	117	PRO	2.1
1	BA	1064	C	2.1
16	B1	114	LYS	2.1
32	DE	57	PHE	2.1
7	BH	122	THR	2.1
16	B1	111	GLU	2.1
41	DN	95	ILE	2.1
21	AV	67	LEU	2.1
41	CN	103	LEU	2.1
21	BV	49	ARG	2.1
4	AE	34	VAL	2.1
33	DF	77	ILE	2.1
7	BH	14	GLY	2.1
3	AD	176	ARG	2.1
48	CU	84	LYS	2.1
26	B4	43	TYR	2.1
32	DE	123	ALA	2.1
41	CN	59	TYR	2.1
4	AE	89	ASP	2.1
25	BX	30	ARG	2.1
19	AT	28	PHE	2.1
7	BH	156	ALA	2.1
14	AQ	36	TYR	2.1
16	B1	116	ALA	2.1
23	AZ	89	GLU	2.1
10	BN	40	VAL	2.1
15	BR	50	ILE	2.1
21	AV	124	ILE	2.1
27	B5	45	VAL	2.1
32	CE	113	HIS	2.1
4	BE	29	GLY	2.1
8	AK	6	LEU	2.1
33	CF	179	ARG	2.1

Continued on next page...

Continued from previous page...

Mol	Chain	Res	Type	RSRZ
32	CE	76	GLN	2.1
3	AD	4	LYS	2.1
14	BQ	37	ALA	2.1
31	CA	1031	G	2.1
41	CN	92	GLU	2.1
4	AE	76	ARG	2.1
6	BG	159	VAL	2.1
15	AR	3	ARG	2.1
18	BS	105	VAL	2.1
21	BV	133	ILE	2.1
33	CF	39	ILE	2.1
41	DN	82	VAL	2.1
7	BH	88	LEU	2.1
3	AD	112	GLN	2.1
4	AE	3	GLY	2.1
30	B8	7	HIS	2.1
32	CE	66	GLY	2.1
41	CN	22	HIS	2.1
17	A2	1	MET	2.1
5	BF	139	PHE	2.1
6	BG	161	THR	2.1
1	AA	1067	A	2.1
16	B1	92	ARG	2.1
42	CO	36	VAL	2.1
4	BE	176	ILE	2.1
1	AA	654(D)	G	2.1
33	CF	167	TRP	2.1
9	AM	72	TYR	2.1
16	B1	58	ARG	2.1
21	BV	79	ARG	2.1
41	CN	18	ARG	2.1
43	CP	110	ARG	2.1
47	CT	11	VAL	2.1
4	AE	181	LEU	2.1
6	BG	90	LEU	2.1
47	CT	36	ILE	2.1
52	DB	67	C	2.1
3	BD	62	TYR	2.0
5	BF	114	VAL	2.0
7	BH	154	PRO	2.0
21	BV	47	VAL	2.0
8	AK	109	ILE	2.0

Continued on next page...

Continued from previous page...

Mol	Chain	Res	Type	RSRZ
20	BU	75	ILE	2.0
23	BZ	94	LEU	2.0
35	CH	128	PRO	2.0
41	CN	56	GLY	2.0
47	DT	8	GLY	2.0
1	BA	1536	A	2.0
21	AV	136	PHE	2.0
21	BV	6	LYS	2.0
24	AW	37	PHE	2.0
28	A6	37	ARG	2.0
53	CD	40	C	2.0
8	AK	107	VAL	2.0
4	BE	141	ILE	2.0
9	AM	116	LEU	2.0
19	BT	8	ILE	2.0
1	BA	2795	G	2.0
15	BR	35	LYS	2.0
42	CO	17	LYS	2.0
4	BE	96	PHE	2.0
21	AV	60	GLU	2.0
28	A6	24	GLU	2.0
33	DF	206	GLU	2.0
32	CE	165	VAL	2.0
42	DO	82	VAL	2.0
52	DB	84	A	2.0
4	AE	195	LEU	2.0
29	B7	14	LYS	2.0
52	DB	49	C	2.0
7	BH	112	PRO	2.0
4	AE	51	PHE	2.0
16	B1	64	ARG	2.0
32	CE	125	PRO	2.0
48	CU	42	ARG	2.0
6	AG	37	VAL	2.0
7	BH	157	TYR	2.0
30	A8	23	VAL	2.0
33	DF	23	TYR	2.0
33	DF	99	VAL	2.0
3	AD	262	ARG	2.0
26	A4	18	CYS	2.0
4	AE	25	VAL	2.0
7	BH	158	HIS	2.0

Continued on next page...

Continued from previous page...

Mol	Chain	Res	Type	RSRZ
8	AK	141	LYS	2.0
43	CP	98	VAL	2.0
9	BM	18	ALA	2.0
21	BV	94	GLU	2.0
41	CN	87	THR	2.0
42	CO	62	GLU	2.0
17	B2	6	LYS	2.0
42	DO	38	THR	2.0
33	CF	52	LEU	2.0
36	DI	2	ARG	2.0

6.2 Non-standard residues in protein, DNA, RNA chains [i](#)

There are no non-standard protein/DNA/RNA residues in this entry.

6.3 Carbohydrates [i](#)

There are no carbohydrates in this entry.

6.4 Ligands [i](#)

In the following table, the Atoms column lists the number of modelled atoms in the group and the number defined in the chemical component dictionary. The B-factors column lists the minimum, median, 95th percentile and maximum values of B factors of atoms in the group. The column labelled 'Q< 0.9' lists the number of atoms with occupancy less than 0.9.

Mol	Type	Chain	Res	Atoms	RSCC	RSR	B-factors(Å ²)	Q<0.9
55	MG	BA	3420	1/1	-0.36	0.18	136,136,136,136	0
55	MG	CA	1704	1/1	-0.20	0.42	113,113,113,113	0
55	MG	AA	3224	1/1	-0.03	0.45	93,93,93,93	0
55	MG	CA	1728	1/1	0.02	0.37	117,117,117,117	0
55	MG	CA	1694	1/1	0.13	0.60	104,104,104,104	0
55	MG	CA	1693	1/1	0.17	0.37	102,102,102,102	0
55	MG	BA	3024	1/1	0.18	1.02	110,110,110,110	0
55	MG	BA	3471	1/1	0.21	0.38	96,96,96,96	0
55	MG	DA	1703	1/1	0.22	0.37	115,115,115,115	0
55	MG	BA	3371	1/1	0.23	0.16	129,129,129,129	0
55	MG	AA	3385	1/1	0.23	0.54	88,88,88,88	0
55	MG	BA	3406	1/1	0.24	0.30	97,97,97,97	0
55	MG	CA	1720	1/1	0.25	0.27	102,102,102,102	0

Continued on next page...

Continued from previous page...

Mol	Type	Chain	Res	Atoms	RSCC	RSR	B-factors(\AA^2)	Q<0.9
55	MG	CA	1653	1/1	0.25	0.41	91,91,91,91	0
55	MG	CA	1714	1/1	0.25	0.47	118,118,118,118	0
55	MG	DA	1713	1/1	0.26	0.36	111,111,111,111	0
55	MG	BB	212	1/1	0.27	0.31	104,104,104,104	0
55	MG	CA	1621	1/1	0.27	0.38	107,107,107,107	0
55	MG	DA	1802	1/1	0.28	0.47	102,102,102,102	0
55	MG	CA	1774	1/1	0.28	0.43	97,97,97,97	0
55	MG	BA	3078	1/1	0.28	0.23	95,95,95,95	0
55	MG	BA	3329	1/1	0.29	0.17	66,66,66,66	0
55	MG	AA	3433	1/1	0.29	0.12	152,152,152,152	0
55	MG	BA	3116	1/1	0.30	0.22	107,107,107,107	0
55	MG	DA	1719	1/1	0.30	0.56	112,112,112,112	0
55	MG	DA	1641	1/1	0.31	0.31	95,95,95,95	0
55	MG	BB	208	1/1	0.31	0.42	107,107,107,107	0
55	MG	AA	3279	1/1	0.32	0.32	89,89,89,89	0
55	MG	CB	102	1/1	0.32	0.33	106,106,106,106	0
55	MG	AA	3413	1/1	0.33	0.40	109,109,109,109	0
55	MG	BA	3383	1/1	0.33	0.49	95,95,95,95	0
55	MG	CA	1637	1/1	0.34	0.32	106,106,106,106	0
55	MG	AA	3382	1/1	0.34	0.50	102,102,102,102	0
55	MG	AA	3393	1/1	0.35	0.57	98,98,98,98	0
55	MG	BA	3027	1/1	0.36	0.24	107,107,107,107	0
55	MG	BA	3472	1/1	0.36	0.44	83,83,83,83	0
55	MG	AA	3482	1/1	0.36	0.32	96,96,96,96	0
55	MG	BA	3465	1/1	0.36	0.34	97,97,97,97	0
55	MG	AA	3193	1/1	0.37	0.69	96,96,96,96	0
55	MG	AA	3466	1/1	0.37	0.48	100,100,100,100	0
55	MG	AA	3407	1/1	0.38	0.48	110,110,110,110	0
55	MG	BA	3463	1/1	0.38	0.29	114,114,114,114	0
55	MG	DA	1793	1/1	0.39	0.38	108,108,108,108	0
55	MG	BA	3422	1/1	0.39	0.36	102,102,102,102	0
55	MG	BA	3344	1/1	0.39	0.35	101,101,101,101	0
55	MG	BA	3095	1/1	0.40	0.38	112,112,112,112	0
55	MG	AA	3564	1/1	0.40	0.34	76,76,76,76	0
55	MG	AA	3347	1/1	0.40	0.33	92,92,92,92	0
55	MG	DA	1784	1/1	0.40	0.34	103,103,103,103	0
55	MG	AA	3416	1/1	0.41	0.45	95,95,95,95	0
55	MG	BA	3395	1/1	0.41	0.21	89,89,89,89	0
55	MG	CA	1773	1/1	0.41	0.36	101,101,101,101	0
55	MG	CA	1783	1/1	0.41	0.86	106,106,106,106	0
55	MG	AB	204	1/1	0.42	0.56	96,96,96,96	0
55	MG	AA	3409	1/1	0.43	0.54	104,104,104,104	0

Continued on next page...

Continued from previous page...

Mol	Type	Chain	Res	Atoms	RSCC	RSR	B-factors(Å ²)	Q<0.9
55	MG	AA	3320	1/1	0.43	0.32	103,103,103,103	0
55	MG	BA	3399	1/1	0.44	0.26	104,104,104,104	0
55	MG	AA	3370	1/1	0.44	0.22	106,106,106,106	0
55	MG	BA	3507	1/1	0.45	0.34	102,102,102,102	0
55	MG	CA	1679	1/1	0.45	0.35	101,101,101,101	0
55	MG	DA	1625	1/1	0.45	0.22	105,105,105,105	0
55	MG	DA	1663	1/1	0.45	0.26	103,103,103,103	0
55	MG	BA	3277	1/1	0.46	0.30	109,109,109,109	0
55	MG	CA	1718	1/1	0.46	0.39	93,93,93,93	0
55	MG	BA	3303	1/1	0.46	0.37	89,89,89,89	0
55	MG	BA	3301	1/1	0.46	0.32	106,106,106,106	0
55	MG	CA	1768	1/1	0.46	0.33	105,105,105,105	0
55	MG	AA	3132	1/1	0.46	0.57	106,106,106,106	0
55	MG	BA	3468	1/1	0.47	0.28	105,105,105,105	0
55	MG	AA	3612	1/1	0.47	0.69	92,92,92,92	0
55	MG	BA	3051	1/1	0.47	0.33	90,90,90,90	0
55	MG	DA	1801	1/1	0.48	0.32	90,90,90,90	0
55	MG	AA	3537	1/1	0.48	0.30	105,105,105,105	0
55	MG	CA	1823	1/1	0.48	0.14	110,110,110,110	0
55	MG	AA	3456	1/1	0.48	0.41	91,91,91,91	0
55	MG	DA	1794	1/1	0.48	0.43	91,91,91,91	0
55	MG	BA	3367	1/1	0.49	0.39	91,91,91,91	0
55	MG	AA	3626	1/1	0.49	0.62	96,96,96,96	0
55	MG	DA	1795	1/1	0.49	0.32	101,101,101,101	0
55	MG	AA	3325	1/1	0.49	0.37	100,100,100,100	0
55	MG	AA	3522	1/1	0.50	0.55	97,97,97,97	0
55	MG	AA	3080	1/1	0.50	0.57	104,104,104,104	0
55	MG	BA	3407	1/1	0.50	0.14	96,96,96,96	0
55	MG	DA	1664	1/1	0.50	0.20	97,97,97,97	0
55	MG	CA	1672	1/1	0.50	0.26	106,106,106,106	0
55	MG	BA	3336	1/1	0.50	0.34	97,97,97,97	0
55	MG	AA	3366	1/1	0.50	0.55	92,92,92,92	0
55	MG	CG	301	1/1	0.50	0.49	94,94,94,94	0
55	MG	CA	1758	1/1	0.50	0.40	97,97,97,97	0
55	MG	CA	1803	1/1	0.51	0.66	94,94,94,94	0
55	MG	BA	3521	1/1	0.51	0.33	79,79,79,79	0
55	MG	CC	107	1/1	0.51	0.43	93,93,93,93	0
55	MG	AA	3304	1/1	0.51	0.32	90,90,90,90	0
55	MG	DA	1774	1/1	0.51	0.33	103,103,103,103	0
55	MG	DA	1804	1/1	0.51	0.34	123,123,123,123	0
55	MG	AA	3524	1/1	0.51	0.41	94,94,94,94	0
55	MG	CA	1832	1/1	0.51	0.25	106,106,106,106	0

Continued on next page...

Continued from previous page...

Mol	Type	Chain	Res	Atoms	RSCC	RSR	B-factors(Å ²)	Q<0.9
55	MG	CA	1745	1/1	0.51	0.37	95,95,95,95	0
55	MG	CA	1767	1/1	0.52	0.27	120,120,120,120	0
55	MG	BA	3104	1/1	0.52	0.35	115,115,115,115	0
55	MG	BA	3164	1/1	0.52	0.21	99,99,99,99	0
55	MG	AA	3498	1/1	0.52	0.50	95,95,95,95	0
55	MG	AA	3073	1/1	0.52	0.57	97,97,97,97	0
55	MG	CA	1776	1/1	0.52	0.49	79,79,79,79	0
55	MG	BA	3193	1/1	0.53	0.34	102,102,102,102	0
55	MG	CA	1613	1/1	0.53	0.17	94,94,94,94	0
55	MG	BA	3098	1/1	0.53	0.25	106,106,106,106	0
55	MG	AA	3501	1/1	0.54	0.44	99,99,99,99	0
55	MG	AA	3156	1/1	0.54	0.46	94,94,94,94	0
55	MG	AA	3430	1/1	0.54	0.28	105,105,105,105	0
55	MG	CA	1727	1/1	0.54	0.27	103,103,103,103	0
55	MG	CA	1770	1/1	0.54	0.32	90,90,90,90	0
55	MG	AA	3148	1/1	0.54	0.59	83,83,83,83	0
55	MG	BA	3003	1/1	0.54	0.50	99,99,99,99	0
55	MG	AA	3441	1/1	0.54	0.59	101,101,101,101	0
55	MG	AA	3273	1/1	0.54	0.29	101,101,101,101	0
55	MG	CB	104	1/1	0.54	0.35	101,101,101,101	0
55	MG	AA	3446	1/1	0.55	0.40	93,93,93,93	0
55	MG	AA	3107	1/1	0.55	0.31	69,69,69,69	0
55	MG	DC	107	1/1	0.55	0.41	105,105,105,105	0
55	MG	BA	3416	1/1	0.55	0.31	103,103,103,103	0
55	MG	AA	3301	1/1	0.55	0.30	85,85,85,85	0
55	MG	DA	1787	1/1	0.55	0.37	114,114,114,114	0
55	MG	AA	3425	1/1	0.55	0.33	94,94,94,94	0
55	MG	DA	1624	1/1	0.55	0.25	95,95,95,95	0
55	MG	CA	1831	1/1	0.55	0.33	105,105,105,105	0
55	MG	CA	1757	1/1	0.55	0.43	92,92,92,92	0
55	MG	BA	3151	1/1	0.56	0.27	96,96,96,96	0
55	MG	BA	3413	1/1	0.56	0.53	94,94,94,94	0
55	MG	AA	3604	1/1	0.56	0.46	93,93,93,93	0
55	MG	BA	3423	1/1	0.56	0.42	91,91,91,91	0
55	MG	AA	3286	1/1	0.57	0.46	86,86,86,86	0
55	MG	AA	3319	1/1	0.57	0.33	94,94,94,94	0
55	MG	CA	1753	1/1	0.57	0.24	107,107,107,107	0
55	MG	BA	3527	1/1	0.57	0.31	97,97,97,97	0
55	MG	BB	214	1/1	0.57	0.34	99,99,99,99	0
55	MG	CA	1710	1/1	0.57	0.35	81,81,81,81	0
55	MG	CA	1716	1/1	0.57	0.30	117,117,117,117	0
55	MG	BB	207	1/1	0.57	0.34	116,116,116,116	0

Continued on next page...

Continued from previous page...

Mol	Type	Chain	Res	Atoms	RSCC	RSR	B-factors(\AA^2)	Q<0.9
55	MG	CA	1821	1/1	0.57	0.38	94,94,94,94	0
55	MG	AA	3397	1/1	0.57	0.46	95,95,95,95	0
55	MG	AB	214	1/1	0.57	0.39	102,102,102,102	0
55	MG	BA	3478	1/1	0.57	0.39	92,92,92,92	0
55	MG	AA	3354	1/1	0.57	0.38	84,84,84,84	0
55	MG	BA	3398	1/1	0.58	0.55	96,96,96,96	0
55	MG	BA	3174	1/1	0.58	0.32	82,82,82,82	0
55	MG	CA	1611	1/1	0.58	0.21	97,97,97,97	0
55	MG	AA	3308	1/1	0.58	0.23	96,96,96,96	0
55	MG	BA	3520	1/1	0.58	0.32	101,101,101,101	0
55	MG	BA	3375	1/1	0.58	0.30	75,75,75,75	0
55	MG	CA	1724	1/1	0.58	0.22	97,97,97,97	0
55	MG	BA	3500	1/1	0.58	0.20	104,104,104,104	0
55	MG	AA	3402	1/1	0.58	0.46	92,92,92,92	0
55	MG	DA	1758	1/1	0.59	0.46	109,109,109,109	0
55	MG	DA	1757	1/1	0.59	0.32	104,104,104,104	0
55	MG	BA	3332	1/1	0.59	0.23	100,100,100,100	0
55	MG	AA	3391	1/1	0.59	0.43	106,106,106,106	0
55	MG	BA	3447	1/1	0.59	0.30	100,100,100,100	0
55	MG	BA	3290	1/1	0.59	0.21	82,82,82,82	0
55	MG	AA	3075	1/1	0.59	0.61	85,85,85,85	0
55	MG	BA	3334	1/1	0.59	0.14	103,103,103,103	0
55	MG	CA	1706	1/1	0.59	0.34	91,91,91,91	0
55	MG	BB	210	1/1	0.59	0.38	96,96,96,96	0
55	MG	DA	1768	1/1	0.59	0.13	82,82,82,82	0
55	MG	AA	3235	1/1	0.59	0.46	84,84,84,84	0
55	MG	CA	1635	1/1	0.59	0.28	100,100,100,100	0
55	MG	AA	3277	1/1	0.59	0.32	82,82,82,82	0
55	MG	CN	202	1/1	0.60	0.32	99,99,99,99	0
55	MG	CA	1828	1/1	0.60	0.23	98,98,98,98	0
55	MG	AB	212	1/1	0.60	0.45	94,94,94,94	0
55	MG	BA	3459	1/1	0.60	0.22	115,115,115,115	0
55	MG	BA	3312	1/1	0.60	0.33	98,98,98,98	0
55	MG	BA	3424	1/1	0.60	0.64	86,86,86,86	0
55	MG	DA	1710	1/1	0.60	0.49	100,100,100,100	0
55	MG	BA	3475	1/1	0.60	0.32	90,90,90,90	0
55	MG	AA	3278	1/1	0.60	0.71	100,100,100,100	0
55	MG	AA	3265	1/1	0.60	0.23	95,95,95,95	0
55	MG	BA	3393	1/1	0.60	0.10	84,84,84,84	0
55	MG	DA	1785	1/1	0.61	0.30	93,93,93,93	0
55	MG	CA	1827	1/1	0.61	0.29	89,89,89,89	0
55	MG	CA	1809	1/1	0.61	0.39	79,79,79,79	0

Continued on next page...

Continued from previous page...

Mol	Type	Chain	Res	Atoms	RSCC	RSR	B-factors(Å ²)	Q<0.9
55	MG	BA	3379	1/1	0.61	0.32	84,84,84,84	0
55	MG	DA	1629	1/1	0.61	0.20	92,92,92,92	0
55	MG	CA	1760	1/1	0.61	0.20	91,91,91,91	0
55	MG	BA	3041	1/1	0.61	0.48	104,104,104,104	0
55	MG	AA	3394	1/1	0.62	0.36	99,99,99,99	0
55	MG	BA	3449	1/1	0.62	0.29	109,109,109,109	0
55	MG	AA	3437	1/1	0.62	0.47	122,122,122,122	0
55	MG	BR	202	1/1	0.62	0.83	105,105,105,105	0
55	MG	BA	3067	1/1	0.62	0.42	74,74,74,74	0
55	MG	CA	1788	1/1	0.62	0.15	105,105,105,105	0
55	MG	BA	3090	1/1	0.62	0.33	109,109,109,109	0
55	MG	CA	1725	1/1	0.62	0.31	98,98,98,98	0
55	MG	C1	101	1/1	0.62	0.50	98,98,98,98	0
55	MG	BA	3397	1/1	0.62	0.32	96,96,96,96	0
55	MG	CA	1800	1/1	0.62	0.17	104,104,104,104	0
55	MG	AA	3359	1/1	0.62	0.41	84,84,84,84	0
55	MG	BA	3363	1/1	0.62	0.23	88,88,88,88	0
55	MG	BA	3318	1/1	0.62	0.32	89,89,89,89	0
55	MG	BA	3037	1/1	0.63	0.26	75,75,75,75	0
55	MG	BA	3004	1/1	0.63	0.27	105,105,105,105	0
55	MG	DA	1763	1/1	0.63	0.28	89,89,89,89	0
55	MG	BA	3033	1/1	0.63	0.25	94,94,94,94	0
55	MG	CA	1819	1/1	0.63	0.21	109,109,109,109	0
55	MG	AA	3253	1/1	0.63	0.30	81,81,81,81	0
55	MG	AA	3367	1/1	0.63	0.52	87,87,87,87	0
55	MG	BA	3294	1/1	0.63	0.28	98,98,98,98	0
55	MG	DA	1777	1/1	0.63	0.40	87,87,87,87	0
55	MG	BA	3461	1/1	0.63	0.19	83,83,83,83	0
55	MG	BA	3175	1/1	0.63	0.22	100,100,100,100	0
55	MG	AA	3335	1/1	0.63	0.65	91,91,91,91	0
55	MG	BA	3081	1/1	0.63	0.21	91,91,91,91	0
55	MG	CA	1804	1/1	0.63	0.39	107,107,107,107	0
55	MG	AA	3435	1/1	0.63	0.45	78,78,78,78	0
55	MG	BA	3299	1/1	0.64	0.21	82,82,82,82	0
55	MG	CA	1775	1/1	0.64	0.27	113,113,113,113	0
55	MG	AA	3420	1/1	0.64	0.31	88,88,88,88	0
55	MG	BA	3454	1/1	0.64	0.42	105,105,105,105	0
55	MG	CA	1628	1/1	0.64	0.40	85,85,85,85	0
55	MG	AA	3556	1/1	0.64	0.49	96,96,96,96	0
55	MG	CA	1797	1/1	0.64	0.19	93,93,93,93	0
55	MG	AA	3372	1/1	0.64	0.28	87,87,87,87	0
55	MG	BA	3008	1/1	0.64	0.31	89,89,89,89	0

Continued on next page...

Continued from previous page...

Mol	Type	Chain	Res	Atoms	RSCC	RSR	B-factors(\AA^2)	Q<0.9
55	MG	CA	1711	1/1	0.64	0.30	98,98,98,98	0
55	MG	BA	3404	1/1	0.64	0.21	101,101,101,101	0
55	MG	AA	3118	1/1	0.64	0.41	87,87,87,87	0
55	MG	AA	3357	1/1	0.64	0.57	99,99,99,99	0
55	MG	DA	1754	1/1	0.64	0.25	98,98,98,98	0
55	MG	AE	303	1/1	0.64	0.37	91,91,91,91	0
55	MG	DA	1759	1/1	0.65	0.42	108,108,108,108	0
55	MG	DA	1749	1/1	0.65	0.25	101,101,101,101	0
55	MG	DA	1740	1/1	0.65	0.17	113,113,113,113	0
55	MG	AA	3469	1/1	0.65	0.49	103,103,103,103	0
55	MG	DA	1714	1/1	0.65	0.29	105,105,105,105	0
55	MG	AA	3492	1/1	0.65	0.32	94,94,94,94	0
55	MG	AA	3620	1/1	0.65	0.34	115,115,115,115	0
55	MG	AA	3169	1/1	0.65	0.35	89,89,89,89	0
55	MG	BA	3226	1/1	0.65	0.45	82,82,82,82	0
55	MG	CA	1759	1/1	0.65	0.36	117,117,117,117	0
55	MG	AA	3362	1/1	0.65	0.36	89,89,89,89	0
55	MG	BA	3170	1/1	0.65	0.24	96,96,96,96	0
55	MG	BA	3101	1/1	0.65	0.25	94,94,94,94	0
55	MG	DA	1764	1/1	0.65	0.41	85,85,85,85	0
55	MG	CA	1615	1/1	0.65	0.32	104,104,104,104	0
55	MG	CA	1701	1/1	0.65	0.15	105,105,105,105	0
55	MG	DA	1682	1/1	0.65	0.47	96,96,96,96	0
55	MG	BA	3282	1/1	0.66	0.30	93,93,93,93	0
55	MG	AA	3443	1/1	0.66	0.34	90,90,90,90	0
55	MG	AA	3486	1/1	0.66	0.34	90,90,90,90	0
55	MG	BA	3392	1/1	0.66	0.21	85,85,85,85	0
55	MG	BA	3401	1/1	0.66	0.21	100,100,100,100	0
55	MG	BA	3429	1/1	0.66	0.16	95,95,95,95	0
55	MG	A6	101	1/1	0.66	0.50	111,111,111,111	0
55	MG	DA	1800	1/1	0.66	0.33	99,99,99,99	0
55	MG	AA	3445	1/1	0.66	0.30	95,95,95,95	0
55	MG	CA	1689	1/1	0.66	0.22	115,115,115,115	0
55	MG	CA	1640	1/1	0.66	0.35	85,85,85,85	0
55	MG	AA	3261	1/1	0.66	0.52	85,85,85,85	0
55	MG	AA	3097	1/1	0.66	0.59	106,106,106,106	0
55	MG	AA	3509	1/1	0.66	0.31	95,95,95,95	0
55	MG	BA	3384	1/1	0.66	0.35	92,92,92,92	0
55	MG	BA	3513	1/1	0.67	0.23	104,104,104,104	0
55	MG	DA	1611	1/1	0.67	0.38	100,100,100,100	0
55	MG	BA	3457	1/1	0.67	0.24	99,99,99,99	0
55	MG	BA	3469	1/1	0.67	0.35	92,92,92,92	0

Continued on next page...

Continued from previous page...

Mol	Type	Chain	Res	Atoms	RSCC	RSR	B-factors(Å ²)	Q<0.9
55	MG	BA	3073	1/1	0.67	0.41	99,99,99,99	0
55	MG	DA	1760	1/1	0.67	0.45	100,100,100,100	0
55	MG	BA	3467	1/1	0.67	0.40	93,93,93,93	0
55	MG	BA	3056	1/1	0.67	0.25	96,96,96,96	0
55	MG	AA	3384	1/1	0.67	0.56	87,87,87,87	0
55	MG	DA	1688	1/1	0.67	0.27	99,99,99,99	0
55	MG	AA	3395	1/1	0.67	0.51	80,80,80,80	0
55	MG	AA	3236	1/1	0.67	0.57	96,96,96,96	0
55	MG	AE	304	1/1	0.67	0.13	87,87,87,87	0
55	MG	BA	3474	1/1	0.67	0.41	88,88,88,88	0
55	MG	AA	3560	1/1	0.67	0.35	87,87,87,87	0
55	MG	AA	3259	1/1	0.67	0.29	81,81,81,81	0
55	MG	BA	3339	1/1	0.67	0.20	90,90,90,90	0
55	MG	BA	3235	1/1	0.68	0.44	74,74,74,74	0
55	MG	AA	3270	1/1	0.68	0.30	69,69,69,69	0
55	MG	AA	3480	1/1	0.68	0.55	86,86,86,86	0
55	MG	DA	1747	1/1	0.68	0.30	105,105,105,105	0
55	MG	AA	3340	1/1	0.68	0.38	83,83,83,83	0
55	MG	BA	3121	1/1	0.68	0.45	99,99,99,99	0
55	MG	CA	1629	1/1	0.68	0.15	95,95,95,95	0
55	MG	DA	1711	1/1	0.68	0.41	89,89,89,89	0
55	MG	CA	1681	1/1	0.68	0.35	80,80,80,80	0
55	MG	AA	3361	1/1	0.68	0.54	93,93,93,93	0
55	MG	BA	3331	1/1	0.68	0.20	101,101,101,101	0
55	MG	DA	1618	1/1	0.68	0.31	104,104,104,104	0
55	MG	BA	3063	1/1	0.68	0.30	89,89,89,89	0
55	MG	BA	3050	1/1	0.68	0.24	103,103,103,103	0
55	MG	CA	1662	1/1	0.68	0.42	81,81,81,81	0
55	MG	BA	3394	1/1	0.68	0.43	88,88,88,88	0
55	MG	AA	3182	1/1	0.68	0.47	88,88,88,88	0
55	MG	BA	3453	1/1	0.68	0.24	93,93,93,93	0
55	MG	AA	3185	1/1	0.68	0.60	88,88,88,88	0
55	MG	DA	1613	1/1	0.68	0.42	88,88,88,88	0
55	MG	AA	3060	1/1	0.68	0.43	84,84,84,84	0
55	MG	CA	1719	1/1	0.68	0.35	85,85,85,85	0
55	MG	BB	215	1/1	0.69	0.17	101,101,101,101	0
55	MG	AA	3249	1/1	0.69	0.41	76,76,76,76	0
55	MG	BA	3444	1/1	0.69	0.50	96,96,96,96	0
55	MG	AA	3525	1/1	0.69	0.17	73,73,73,73	0
55	MG	BA	3287	1/1	0.69	0.35	87,87,87,87	0
55	MG	AA	3341	1/1	0.69	0.26	95,95,95,95	0

Continued on next page...

Continued from previous page...

Mol	Type	Chain	Res	Atoms	RSCC	RSR	B-factors(Å ²)	Q<0.9
55	MG	BA	3441	1/1	0.69	0.34	93,93,93,93	0
55	MG	BA	3293	1/1	0.69	0.22	96,96,96,96	0
55	MG	CA	1722	1/1	0.69	0.41	74,74,74,74	0
55	MG	AB	208	1/1	0.69	0.34	92,92,92,92	0
55	MG	AA	3120	1/1	0.69	0.32	86,86,86,86	0
55	MG	CA	1813	1/1	0.69	0.58	94,94,94,94	0
55	MG	BA	3345	1/1	0.69	0.19	87,87,87,87	0
55	MG	BA	3105	1/1	0.69	0.24	81,81,81,81	0
55	MG	CA	1647	1/1	0.69	0.21	92,92,92,92	0
55	MG	AA	3392	1/1	0.69	0.50	93,93,93,93	0
55	MG	AA	3374	1/1	0.69	0.41	74,74,74,74	0
55	MG	BA	3068	1/1	0.69	0.27	93,93,93,93	0
55	MG	AF	302	1/1	0.69	0.33	93,93,93,93	0
55	MG	BA	3464	1/1	0.70	0.33	104,104,104,104	0
55	MG	AA	3275	1/1	0.70	0.40	87,87,87,87	0
55	MG	AA	3369	1/1	0.70	0.53	93,93,93,93	0
55	MG	AA	3461	1/1	0.70	0.39	105,105,105,105	0
55	MG	AA	3077	1/1	0.70	0.49	103,103,103,103	0
55	MG	CA	1806	1/1	0.70	0.17	62,62,62,62	0
55	MG	AB	202	1/1	0.70	0.23	92,92,92,92	0
55	MG	CA	1752	1/1	0.70	0.15	96,96,96,96	0
55	MG	AA	3475	1/1	0.70	0.27	102,102,102,102	0
55	MG	AA	3053	1/1	0.70	0.58	67,67,67,67	0
55	MG	AA	3497	1/1	0.70	0.61	95,95,95,95	0
55	MG	AA	3307	1/1	0.70	0.45	76,76,76,76	0
55	MG	DA	1718	1/1	0.70	0.21	132,132,132,132	0
55	MG	BA	3380	1/1	0.70	0.23	78,78,78,78	0
55	MG	DA	1702	1/1	0.70	0.36	99,99,99,99	0
55	MG	DA	1615	1/1	0.70	0.32	96,96,96,96	0
55	MG	BA	3313	1/1	0.71	0.20	106,106,106,106	0
55	MG	DA	1607	1/1	0.71	0.32	92,92,92,92	0
55	MG	CB	101	1/1	0.71	0.32	108,108,108,108	0
55	MG	BA	3387	1/1	0.71	0.48	107,107,107,107	0
55	MG	BA	3378	1/1	0.71	0.20	78,78,78,78	0
55	MG	AA	3419	1/1	0.71	0.57	89,89,89,89	0
55	MG	AA	3426	1/1	0.71	0.44	80,80,80,80	0
55	MG	CA	1735	1/1	0.71	0.46	101,101,101,101	0
55	MG	AA	3490	1/1	0.71	0.58	97,97,97,97	0
55	MG	CA	1816	1/1	0.71	0.20	95,95,95,95	0
55	MG	AA	3527	1/1	0.71	0.43	86,86,86,86	0
55	MG	DA	1770	1/1	0.71	0.35	95,95,95,95	0
55	MG	CA	1787	1/1	0.71	0.29	100,100,100,100	0

Continued on next page...

Continued from previous page...

Mol	Type	Chain	Res	Atoms	RSCC	RSR	B-factors(\AA^2)	Q<0.9
55	MG	CA	1715	1/1	0.71	0.26	115,115,115,115	0
55	MG	BA	3191	1/1	0.71	0.43	77,77,77,77	0
55	MG	BA	3370	1/1	0.71	0.22	98,98,98,98	0
55	MG	AA	3363	1/1	0.71	0.43	95,95,95,95	0
55	MG	DA	1746	1/1	0.71	0.25	104,104,104,104	0
55	MG	A3	101	1/1	0.71	0.42	74,74,74,74	0
55	MG	DA	1791	1/1	0.71	0.45	80,80,80,80	0
55	MG	CA	1778	1/1	0.71	0.43	95,95,95,95	0
55	MG	DA	1717	1/1	0.71	0.19	103,103,103,103	0
55	MG	AA	3390	1/1	0.71	0.40	109,109,109,109	0
55	MG	BA	3045	1/1	0.71	0.26	88,88,88,88	0
55	MG	AA	3583	1/1	0.72	0.56	103,103,103,103	0
55	MG	AA	3479	1/1	0.72	0.21	94,94,94,94	0
55	MG	DA	1683	1/1	0.72	0.56	80,80,80,80	0
55	MG	AA	3513	1/1	0.72	0.36	83,83,83,83	0
55	MG	AA	3464	1/1	0.72	0.32	83,83,83,83	0
55	MG	BA	3448	1/1	0.72	0.22	85,85,85,85	0
55	MG	CG	302	1/1	0.72	0.17	122,122,122,122	0
55	MG	BA	3064	1/1	0.72	0.24	103,103,103,103	0
55	MG	CQ	102	1/1	0.72	0.25	97,97,97,97	0
55	MG	DA	1708	1/1	0.72	0.59	102,102,102,102	0
55	MG	DA	1789	1/1	0.72	0.22	77,77,77,77	0
55	MG	BA	3297	1/1	0.72	0.12	63,63,63,63	0
55	MG	AA	3067	1/1	0.72	0.52	108,108,108,108	0
55	MG	AA	3373	1/1	0.72	0.44	106,106,106,106	0
55	MG	AA	3309	1/1	0.72	0.70	90,90,90,90	0
55	MG	DA	1642	1/1	0.72	0.25	110,110,110,110	0
55	MG	BA	3114	1/1	0.72	0.29	103,103,103,103	0
55	MG	BA	3421	1/1	0.72	0.14	102,102,102,102	0
55	MG	CA	1815	1/1	0.72	0.27	91,91,91,91	0
55	MG	BA	3077	1/1	0.72	0.24	101,101,101,101	0
55	MG	BA	3039	1/1	0.72	0.32	85,85,85,85	0
55	MG	CC	101	1/1	0.72	0.30	108,108,108,108	0
55	MG	DA	1745	1/1	0.72	0.24	106,106,106,106	0
55	MG	AA	3316	1/1	0.72	0.18	83,83,83,83	0
55	MG	AA	3108	1/1	0.72	0.49	66,66,66,66	0
55	MG	DA	1778	1/1	0.72	0.25	118,118,118,118	0
55	MG	AA	3601	1/1	0.72	0.23	86,86,86,86	0
55	MG	AA	3410	1/1	0.73	0.40	95,95,95,95	0
55	MG	AA	3532	1/1	0.73	0.31	88,88,88,88	0
55	MG	AA	3332	1/1	0.73	0.15	62,62,62,62	0
55	MG	DA	1798	1/1	0.73	0.22	92,92,92,92	0

Continued on next page...

Continued from previous page...

Mol	Type	Chain	Res	Atoms	RSCC	RSR	B-factors(\AA^2)	Q<0.9
55	MG	BA	3382	1/1	0.73	0.24	89,89,89,89	0
55	MG	DA	1623	1/1	0.73	0.38	96,96,96,96	0
55	MG	DA	1748	1/1	0.73	0.50	91,91,91,91	0
55	MG	DC	104	1/1	0.73	0.21	102,102,102,102	0
55	MG	DA	1722	1/1	0.73	0.28	106,106,106,106	0
55	MG	BA	3057	1/1	0.73	0.20	97,97,97,97	0
55	MG	AA	3096	1/1	0.73	0.32	89,89,89,89	0
55	MG	BA	3065	1/1	0.73	0.44	101,101,101,101	0
55	MG	BA	3477	1/1	0.73	0.25	94,94,94,94	0
55	MG	AA	3104	1/1	0.73	0.34	80,80,80,80	0
55	MG	BA	3432	1/1	0.73	0.35	88,88,88,88	0
55	MG	BA	3410	1/1	0.73	0.43	94,94,94,94	0
55	MG	AA	3280	1/1	0.73	0.34	94,94,94,94	0
55	MG	DA	1606	1/1	0.73	0.29	95,95,95,95	0
55	MG	DA	1712	1/1	0.73	0.43	100,100,100,100	0
55	MG	AA	3264	1/1	0.73	0.54	80,80,80,80	0
55	MG	CA	1661	1/1	0.73	0.17	52,52,52,52	0
55	MG	CA	1765	1/1	0.73	0.25	109,109,109,109	0
55	MG	AA	3381	1/1	0.73	0.71	90,90,90,90	0
55	MG	CA	1709	1/1	0.74	0.46	96,96,96,96	0
55	MG	BA	3296	1/1	0.74	0.25	76,76,76,76	0
55	MG	BA	3350	1/1	0.74	0.51	77,77,77,77	0
55	MG	BA	3089	1/1	0.74	0.27	83,83,83,83	0
55	MG	CA	1764	1/1	0.74	0.20	92,92,92,92	0
55	MG	CA	1685	1/1	0.74	0.27	103,103,103,103	0
55	MG	BA	3091	1/1	0.74	0.37	86,86,86,86	0
55	MG	AA	3442	1/1	0.74	0.37	78,78,78,78	0
55	MG	AA	3302	1/1	0.74	0.41	104,104,104,104	0
55	MG	AA	3172	1/1	0.74	0.30	94,94,94,94	0
55	MG	CA	1766	1/1	0.74	0.53	108,108,108,108	0
55	MG	BA	3278	1/1	0.74	0.32	92,92,92,92	0
55	MG	BA	3112	1/1	0.74	0.12	69,69,69,69	0
55	MG	BA	3070	1/1	0.74	0.28	81,81,81,81	0
55	MG	BA	3355	1/1	0.74	0.43	87,87,87,87	0
55	MG	BA	3435	1/1	0.74	0.16	108,108,108,108	0
55	MG	BA	3099	1/1	0.74	0.20	98,98,98,98	0
55	MG	AA	3093	1/1	0.74	0.52	65,65,65,65	0
55	MG	BB	206	1/1	0.75	0.12	102,102,102,102	0
55	MG	CA	1612	1/1	0.75	0.23	102,102,102,102	0
55	MG	BA	3204	1/1	0.75	0.30	74,74,74,74	0
55	MG	AA	3256	1/1	0.75	0.39	66,66,66,66	0
55	MG	DA	1661	1/1	0.75	0.50	98,98,98,98	0

Continued on next page...

Continued from previous page...

Mol	Type	Chain	Res	Atoms	RSCC	RSR	B-factors(\AA^2)	Q<0.9
55	MG	CA	1790	1/1	0.75	0.26	89,89,89,89	0
55	MG	DA	1636	1/1	0.75	0.24	103,103,103,103	0
55	MG	BA	3402	1/1	0.75	0.32	95,95,95,95	0
55	MG	BA	3519	1/1	0.75	0.24	107,107,107,107	0
55	MG	BA	3368	1/1	0.75	0.30	106,106,106,106	0
55	MG	BA	3526	1/1	0.75	0.26	92,92,92,92	0
55	MG	AA	3439	1/1	0.75	0.40	97,97,97,97	0
55	MG	CA	1652	1/1	0.75	0.30	93,93,93,93	0
55	MG	BA	3034	1/1	0.75	0.28	81,81,81,81	0
55	MG	BA	3442	1/1	0.75	0.37	91,91,91,91	0
55	MG	AA	3376	1/1	0.75	0.62	85,85,85,85	0
55	MG	DA	1720	1/1	0.75	0.32	96,96,96,96	0
55	MG	AA	3421	1/1	0.75	0.56	94,94,94,94	0
55	MG	BA	3044	1/1	0.75	0.48	104,104,104,104	0
55	MG	BA	3374	1/1	0.75	0.52	86,86,86,86	0
55	MG	AA	3595	1/1	0.75	0.36	79,79,79,79	0
55	MG	AA	3593	1/1	0.75	0.50	95,95,95,95	0
55	MG	AA	3396	1/1	0.75	0.55	104,104,104,104	0
55	MG	AA	3121	1/1	0.75	0.71	90,90,90,90	0
55	MG	AA	3291	1/1	0.76	0.45	68,68,68,68	0
55	MG	AA	3171	1/1	0.76	0.33	84,84,84,84	0
55	MG	AA	3375	1/1	0.76	0.43	88,88,88,88	0
55	MG	BA	3327	1/1	0.76	0.28	91,91,91,91	0
55	MG	BA	3311	1/1	0.76	0.22	82,82,82,82	0
55	MG	DA	1602	1/1	0.76	0.33	85,85,85,85	0
55	MG	AA	3499	1/1	0.76	0.67	93,93,93,93	0
55	MG	AA	3258	1/1	0.76	0.42	92,92,92,92	0
55	MG	BA	3262	1/1	0.76	0.21	94,94,94,94	0
55	MG	CA	1677	1/1	0.76	0.25	90,90,90,90	0
55	MG	DA	1655	1/1	0.76	0.33	96,96,96,96	0
55	MG	BA	3426	1/1	0.76	0.39	87,87,87,87	0
55	MG	BA	3391	1/1	0.76	0.29	95,95,95,95	0
55	MG	BA	3305	1/1	0.76	0.33	76,76,76,76	0
55	MG	CA	1683	1/1	0.76	0.32	104,104,104,104	0
55	MG	AA	3231	1/1	0.76	0.53	106,106,106,106	0
55	MG	BA	3117	1/1	0.76	0.39	91,91,91,91	0
55	MG	BA	3163	1/1	0.76	0.21	84,84,84,84	0
55	MG	CA	1616	1/1	0.76	0.24	103,103,103,103	0
55	MG	BA	3046	1/1	0.76	0.34	83,83,83,83	0
55	MG	BA	3304	1/1	0.76	0.33	91,91,91,91	0
55	MG	BA	3266	1/1	0.76	0.48	91,91,91,91	0
55	MG	CA	1633	1/1	0.76	0.30	83,83,83,83	0

Continued on next page...

Continued from previous page...

Mol	Type	Chain	Res	Atoms	RSCC	RSR	B-factors(\AA^2)	Q<0.9
55	MG	AA	3242	1/1	0.76	0.23	93,93,93,93	0
55	MG	DS	101	1/1	0.76	0.48	87,87,87,87	0
55	MG	DG	302	1/1	0.76	0.08	112,112,112,112	0
55	MG	AA	3418	1/1	0.76	0.30	91,91,91,91	0
55	MG	AA	3334	1/1	0.76	0.70	76,76,76,76	0
55	MG	AA	3078	1/1	0.77	0.64	88,88,88,88	0
55	MG	AA	3126	1/1	0.77	0.24	83,83,83,83	0
55	MG	DA	1769	1/1	0.77	0.34	79,79,79,79	0
55	MG	BA	3390	1/1	0.77	0.46	77,77,77,77	0
55	MG	CA	1623	1/1	0.77	0.30	73,73,73,73	0
55	MG	DA	1660	1/1	0.77	0.24	102,102,102,102	0
55	MG	BA	3035	1/1	0.77	0.25	103,103,103,103	0
55	MG	AA	3463	1/1	0.77	0.42	90,90,90,90	0
55	MG	AA	3039	1/1	0.77	0.67	82,82,82,82	0
55	MG	DA	1725	1/1	0.77	0.39	96,96,96,96	0
55	MG	BA	3415	1/1	0.77	0.30	109,109,109,109	0
55	MG	DA	1698	1/1	0.77	0.48	103,103,103,103	0
55	MG	BA	3111	1/1	0.77	0.20	82,82,82,82	0
55	MG	BA	3165	1/1	0.77	0.34	42,42,42,42	0
55	MG	BA	3466	1/1	0.77	0.14	73,73,73,73	0
55	MG	CA	1834	1/1	0.77	0.33	90,90,90,90	0
55	MG	BA	3337	1/1	0.77	0.34	100,100,100,100	0
55	MG	AA	3353	1/1	0.77	0.52	86,86,86,86	0
55	MG	AA	3423	1/1	0.77	0.20	74,74,74,74	0
55	MG	AA	3616	1/1	0.77	0.30	95,95,95,95	0
55	MG	AA	3260	1/1	0.77	0.55	91,91,91,91	0
55	MG	AA	3094	1/1	0.77	0.35	62,62,62,62	0
55	MG	DA	1627	1/1	0.77	0.13	105,105,105,105	0
55	MG	AA	3365	1/1	0.77	0.38	74,74,74,74	0
55	MG	BB	213	1/1	0.77	0.45	97,97,97,97	0
55	MG	BA	3289	1/1	0.77	0.43	70,70,70,70	0
55	MG	AA	3493	1/1	0.77	0.33	92,92,92,92	0
55	MG	AA	3294	1/1	0.77	0.76	93,93,93,93	0
55	MG	CA	1729	1/1	0.77	0.35	94,94,94,94	0
55	MG	AA	3358	1/1	0.77	0.68	89,89,89,89	0
55	MG	CA	1799	1/1	0.77	0.38	95,95,95,95	0
55	MG	BA	3357	1/1	0.77	0.39	71,71,71,71	0
55	MG	AA	3173	1/1	0.78	0.34	67,67,67,67	0
55	MG	BA	3088	1/1	0.78	0.20	94,94,94,94	0
55	MG	BA	3043	1/1	0.78	0.22	108,108,108,108	0
55	MG	BA	3040	1/1	0.78	0.20	94,94,94,94	0
55	MG	BA	3427	1/1	0.78	0.33	100,100,100,100	0

Continued on next page...

Continued from previous page...

Mol	Type	Chain	Res	Atoms	RSCC	RSR	B-factors(\AA^2)	Q<0.9
55	MG	BA	3107	1/1	0.78	0.23	89,89,89,89	0
55	MG	BA	3108	1/1	0.78	0.40	99,99,99,99	0
55	MG	AA	3377	1/1	0.78	0.55	94,94,94,94	0
55	MG	CA	1798	1/1	0.78	0.40	82,82,82,82	0
55	MG	BA	3436	1/1	0.78	0.28	94,94,94,94	0
55	MG	CA	1808	1/1	0.78	0.26	67,67,67,67	0
55	MG	CA	1782	1/1	0.78	0.55	94,94,94,94	0
55	MG	BA	3119	1/1	0.78	0.20	79,79,79,79	0
55	MG	CA	1617	1/1	0.78	0.51	72,72,72,72	0
55	MG	CD	101	1/1	0.78	0.19	105,105,105,105	0
55	MG	CA	1817	1/1	0.78	0.27	85,85,85,85	0
55	MG	AA	3364	1/1	0.78	0.34	69,69,69,69	0
55	MG	BA	3389	1/1	0.78	0.17	96,96,96,96	0
55	MG	BA	3356	1/1	0.78	0.19	84,84,84,84	0
55	MG	AA	3557	1/1	0.78	0.49	100,100,100,100	0
55	MG	BA	3076	1/1	0.78	0.37	91,91,91,91	0
55	MG	AA	3217	1/1	0.78	0.17	64,64,64,64	0
55	MG	AA	3268	1/1	0.78	0.49	85,85,85,85	0
55	MG	CA	1805	1/1	0.78	0.37	75,75,75,75	0
55	MG	CB	105	1/1	0.78	0.12	113,113,113,113	0
55	MG	BA	3256	1/1	0.78	0.35	102,102,102,102	0
55	MG	BB	209	1/1	0.78	0.31	95,95,95,95	0
55	MG	AA	3356	1/1	0.78	0.54	86,86,86,86	0
55	MG	CA	1748	1/1	0.78	0.38	87,87,87,87	0
55	MG	BA	3270	1/1	0.78	0.28	81,81,81,81	0
55	MG	CA	1738	1/1	0.78	0.31	103,103,103,103	0
55	MG	DA	1686	1/1	0.78	0.34	97,97,97,97	0
55	MG	AB	209	1/1	0.79	0.50	108,108,108,108	0
55	MG	AA	3536	1/1	0.79	0.47	92,92,92,92	0
55	MG	AA	3452	1/1	0.79	0.43	76,76,76,76	0
55	MG	BA	3125	1/1	0.79	1.04	104,104,104,104	0
55	MG	CA	1743	1/1	0.79	0.16	112,112,112,112	0
55	MG	AA	3295	1/1	0.79	0.66	102,102,102,102	0
55	MG	CA	1639	1/1	0.79	0.42	86,86,86,86	0
55	MG	DA	1639	1/1	0.79	0.33	78,78,78,78	0
55	MG	AA	3438	1/1	0.79	0.45	90,90,90,90	0
55	MG	AA	3064	1/1	0.79	0.12	79,79,79,79	0
55	MG	BA	3476	1/1	0.79	0.18	68,68,68,68	0
55	MG	BA	3361	1/1	0.79	0.15	88,88,88,88	0
55	MG	AA	3310	1/1	0.79	0.26	65,65,65,65	0
55	MG	BA	3185	1/1	0.79	0.41	68,68,68,68	0
55	MG	BA	3019	1/1	0.79	0.24	100,100,100,100	0

Continued on next page...

Continued from previous page...

Mol	Type	Chain	Res	Atoms	RSCC	RSR	B-factors(Å ²)	Q<0.9
55	MG	DA	1803	1/1	0.79	0.49	100,100,100,100	0
55	MG	CA	1737	1/1	0.79	0.26	92,92,92,92	0
55	MG	DA	1788	1/1	0.79	0.39	90,90,90,90	0
55	MG	CA	1723	1/1	0.79	0.39	106,106,106,106	0
55	MG	CA	1833	1/1	0.79	0.14	95,95,95,95	0
55	MG	DA	1678	1/1	0.79	0.46	86,86,86,86	0
55	MG	BA	3353	1/1	0.79	0.22	84,84,84,84	0
55	MG	AA	3502	1/1	0.79	0.65	96,96,96,96	0
55	MG	AA	3467	1/1	0.79	0.38	87,87,87,87	0
55	MG	AF	301	1/1	0.79	0.20	80,80,80,80	0
55	MG	AA	3225	1/1	0.79	0.44	95,95,95,95	0
55	MG	AA	3371	1/1	0.79	0.43	89,89,89,89	0
55	MG	DA	1684	1/1	0.79	0.25	92,92,92,92	0
55	MG	BA	3092	1/1	0.79	0.24	95,95,95,95	0
55	MG	CA	1726	1/1	0.79	0.26	103,103,103,103	0
55	MG	BA	3094	1/1	0.79	0.23	79,79,79,79	0
55	MG	BR	201	1/1	0.79	0.24	77,77,77,77	0
55	MG	A5	102	1/1	0.79	0.42	83,83,83,83	0
55	MG	DA	1631	1/1	0.79	0.20	102,102,102,102	0
55	MG	DA	1766	1/1	0.79	0.53	116,116,116,116	0
55	MG	DA	1765	1/1	0.79	0.20	93,93,93,93	0
55	MG	BA	3093	1/1	0.79	0.17	78,78,78,78	0
55	MG	AA	3518	1/1	0.79	0.36	90,90,90,90	0
55	MG	BA	3074	1/1	0.80	0.20	83,83,83,83	0
55	MG	BA	3445	1/1	0.80	0.23	95,95,95,95	0
55	MG	DA	1767	1/1	0.80	0.40	113,113,113,113	0
55	MG	AA	3594	1/1	0.80	0.56	105,105,105,105	0
55	MG	AA	3099	1/1	0.80	0.46	64,64,64,64	0
55	MG	AA	3523	1/1	0.80	0.21	91,91,91,91	0
55	MG	DA	1635	1/1	0.80	0.29	79,79,79,79	0
55	MG	AA	3473	1/1	0.80	0.46	77,77,77,77	0
55	MG	DA	1626	1/1	0.80	0.34	104,104,104,104	0
55	MG	BA	3258	1/1	0.80	0.34	64,64,64,64	0
55	MG	CA	1736	1/1	0.80	0.26	88,88,88,88	0
55	MG	AA	3494	1/1	0.80	0.37	88,88,88,88	0
55	MG	BA	3124	1/1	0.80	0.39	102,102,102,102	0
55	MG	CA	1690	1/1	0.80	0.40	102,102,102,102	0
55	MG	AZ	101	1/1	0.80	0.30	77,77,77,77	0
55	MG	DH	201	1/1	0.80	0.18	105,105,105,105	0
55	MG	BA	3298	1/1	0.80	0.15	61,61,61,61	0
55	MG	CA	1687	1/1	0.80	0.29	78,78,78,78	0
55	MG	BA	3498	1/1	0.80	0.15	99,99,99,99	0

Continued on next page...

Continued from previous page...

Mol	Type	Chain	Res	Atoms	RSCC	RSR	B-factors(\AA^2)	Q<0.9
55	MG	DA	1608	1/1	0.80	0.24	92,92,92,92	0
55	MG	CA	1734	1/1	0.80	0.51	86,86,86,86	0
55	MG	CA	1644	1/1	0.80	0.21	84,84,84,84	0
55	MG	AA	3350	1/1	0.80	0.24	90,90,90,90	0
55	MG	DA	1633	1/1	0.80	0.32	88,88,88,88	0
55	MG	AA	3542	1/1	0.80	0.37	93,93,93,93	0
55	MG	BA	3348	1/1	0.80	0.32	98,98,98,98	0
55	MG	AA	3163	1/1	0.80	0.31	55,55,55,55	0
55	MG	AA	3055	1/1	0.80	0.35	67,67,67,67	0
55	MG	BA	3047	1/1	0.80	0.18	80,80,80,80	0
55	MG	AA	3227	1/1	0.80	0.62	90,90,90,90	0
55	MG	AA	3276	1/1	0.81	0.53	78,78,78,78	0
55	MG	AA	3201	1/1	0.81	0.34	85,85,85,85	0
55	MG	BA	3153	1/1	0.81	0.39	77,77,77,77	0
55	MG	AA	3489	1/1	0.81	0.66	86,86,86,86	0
55	MG	AA	3503	1/1	0.81	0.47	81,81,81,81	0
55	MG	CA	1630	1/1	0.81	0.28	112,112,112,112	0
55	MG	AA	3237	1/1	0.81	0.45	83,83,83,83	0
55	MG	BA	3326	1/1	0.81	0.23	84,84,84,84	0
55	MG	BA	3433	1/1	0.81	0.24	88,88,88,88	0
55	MG	AA	3328	1/1	0.81	0.39	82,82,82,82	0
55	MG	AA	3500	1/1	0.81	0.39	103,103,103,103	0
55	MG	AA	3109	1/1	0.81	0.37	53,53,53,53	0
55	MG	DA	1743	1/1	0.81	0.24	94,94,94,94	0
55	MG	AA	3184	1/1	0.81	0.39	94,94,94,94	0
55	MG	AA	3250	1/1	0.81	0.33	99,99,99,99	0
55	MG	AA	3207	1/1	0.81	0.21	50,50,50,50	0
55	MG	AA	3515	1/1	0.81	0.37	77,77,77,77	0
55	MG	AB	211	1/1	0.81	0.53	100,100,100,100	0
55	MG	BA	3188	1/1	0.81	0.30	85,85,85,85	0
55	MG	BA	3109	1/1	0.81	0.16	75,75,75,75	0
55	MG	CA	1739	1/1	0.81	0.56	86,86,86,86	0
55	MG	BA	3195	1/1	0.81	0.40	94,94,94,94	0
55	MG	BA	3346	1/1	0.81	0.40	99,99,99,99	0
55	MG	BA	3058	1/1	0.81	0.35	89,89,89,89	0
55	MG	BA	3505	1/1	0.81	0.29	94,94,94,94	0
55	MG	AA	3429	1/1	0.81	0.44	90,90,90,90	0
55	MG	BA	3376	1/1	0.81	0.33	65,65,65,65	0
55	MG	AA	3215	1/1	0.81	0.32	79,79,79,79	0
55	MG	DA	1614	1/1	0.81	0.54	93,93,93,93	0
55	MG	CA	1656	1/1	0.81	0.52	88,88,88,88	0
55	MG	BA	3405	1/1	0.81	0.23	87,87,87,87	0

Continued on next page...

Continued from previous page...

Mol	Type	Chain	Res	Atoms	RSCC	RSR	B-factors(Å ²)	Q<0.9
55	MG	BA	3341	1/1	0.81	0.43	82,82,82,82	0
55	MG	BA	3273	1/1	0.81	0.34	102,102,102,102	0
55	MG	AA	3206	1/1	0.81	0.16	51,51,51,51	0
55	MG	DC	108	1/1	0.81	0.17	102,102,102,102	0
55	MG	BA	3260	1/1	0.81	0.14	82,82,82,82	0
55	MG	AA	3042	1/1	0.81	0.18	77,77,77,77	0
55	MG	BA	3446	1/1	0.81	0.32	98,98,98,98	0
55	MG	AA	3468	1/1	0.82	0.29	95,95,95,95	0
55	MG	AA	3624	1/1	0.82	0.32	111,111,111,111	0
55	MG	A2	201	1/1	0.82	0.50	101,101,101,101	0
55	MG	AA	3451	1/1	0.82	0.38	76,76,76,76	0
55	MG	AA	3292	1/1	0.82	0.39	76,76,76,76	0
55	MG	BA	3362	1/1	0.82	0.14	71,71,71,71	0
55	MG	AA	3510	1/1	0.82	0.53	84,84,84,84	0
55	MG	BA	3209	1/1	0.82	0.31	46,46,46,46	0
55	MG	BA	3113	1/1	0.82	0.12	84,84,84,84	0
55	MG	BA	3120	1/1	0.82	0.18	81,81,81,81	0
55	MG	AB	216	1/1	0.82	0.34	106,106,106,106	0
55	MG	CA	1668	1/1	0.82	0.53	79,79,79,79	0
55	MG	AA	3251	1/1	0.82	0.34	68,68,68,68	0
55	MG	AA	3511	1/1	0.82	0.70	98,98,98,98	0
55	MG	AA	3531	1/1	0.82	0.45	96,96,96,96	0
55	MG	BA	3055	1/1	0.82	0.30	99,99,99,99	0
55	MG	BA	3460	1/1	0.82	0.17	101,101,101,101	0
55	MG	CA	1771	1/1	0.82	0.22	102,102,102,102	0
55	MG	AA	3038	1/1	0.82	0.55	80,80,80,80	0
55	MG	AA	3440	1/1	0.82	0.42	87,87,87,87	0
55	MG	BA	3495	1/1	0.82	0.29	81,81,81,81	0
55	MG	AA	3241	1/1	0.82	0.67	80,80,80,80	0
55	MG	AA	3323	1/1	0.82	0.26	71,71,71,71	0
55	MG	AA	3554	1/1	0.82	0.46	74,74,74,74	0
55	MG	BE	302	1/1	0.82	0.15	76,76,76,76	0
55	MG	CA	1649	1/1	0.82	0.29	86,86,86,86	0
55	MG	BA	3499	1/1	0.82	0.15	78,78,78,78	0
55	MG	BA	3032	1/1	0.82	0.36	110,110,110,110	0
55	MG	AA	3589	1/1	0.82	0.38	60,60,60,60	0
55	MG	DA	1779	1/1	0.82	0.34	91,91,91,91	0
55	MG	BA	3026	1/1	0.82	0.30	72,72,72,72	0
55	MG	DA	1637	1/1	0.82	0.30	97,97,97,97	0
55	MG	AA	3428	1/1	0.82	0.23	120,120,120,120	0
55	MG	AA	3415	1/1	0.82	0.47	87,87,87,87	0
55	MG	BA	3021	1/1	0.82	0.35	105,105,105,105	0

Continued on next page...

Continued from previous page...

Mol	Type	Chain	Res	Atoms	RSCC	RSR	B-factors(\AA^2)	Q<0.9
55	MG	CA	1646	1/1	0.82	0.37	75,75,75,75	0
55	MG	DA	1771	1/1	0.82	0.29	114,114,114,114	0
55	MG	BA	3411	1/1	0.82	0.35	83,83,83,83	0
55	MG	BA	3122	1/1	0.82	0.33	95,95,95,95	0
55	MG	CA	1762	1/1	0.82	0.14	89,89,89,89	0
55	MG	AA	3346	1/1	0.82	0.42	88,88,88,88	0
55	MG	CA	1730	1/1	0.83	0.28	107,107,107,107	0
55	MG	AD	301	1/1	0.83	0.29	99,99,99,99	0
55	MG	CA	1659	1/1	0.83	0.30	71,71,71,71	0
55	MG	BA	3172	1/1	0.83	0.31	85,85,85,85	0
55	MG	CA	1822	1/1	0.83	0.14	105,105,105,105	0
55	MG	BA	3455	1/1	0.83	0.17	92,92,92,92	0
55	MG	CA	1794	1/1	0.83	0.13	106,106,106,106	0
55	MG	DA	1709	1/1	0.83	0.28	109,109,109,109	0
55	MG	AA	3048	1/1	0.83	0.31	86,86,86,86	0
55	MG	BA	3502	1/1	0.83	0.19	91,91,91,91	0
55	MG	BA	3031	1/1	0.83	0.32	60,60,60,60	0
55	MG	AA	3289	1/1	0.83	0.55	84,84,84,84	0
55	MG	BA	3202	1/1	0.83	0.23	69,69,69,69	0
55	MG	AA	3444	1/1	0.83	0.33	58,58,58,58	0
55	MG	AA	3512	1/1	0.83	0.14	97,97,97,97	0
55	MG	AA	3559	1/1	0.83	0.33	83,83,83,83	0
55	MG	BA	3030	1/1	0.83	0.20	99,99,99,99	0
55	MG	DA	1730	1/1	0.83	0.42	102,102,102,102	0
55	MG	AA	3398	1/1	0.83	0.36	73,73,73,73	0
55	MG	DA	1772	1/1	0.83	0.32	68,68,68,68	0
55	MG	AA	3408	1/1	0.83	0.38	83,83,83,83	0
55	MG	AA	3411	1/1	0.83	0.50	85,85,85,85	0
55	MG	AA	3158	1/1	0.83	0.34	68,68,68,68	0
55	MG	BA	3118	1/1	0.83	0.26	110,110,110,110	0
55	MG	CA	1761	1/1	0.83	0.42	66,66,66,66	0
55	MG	DA	1776	1/1	0.83	0.27	70,70,70,70	0
55	MG	CA	1750	1/1	0.83	0.51	104,104,104,104	0
55	MG	BA	3320	1/1	0.83	0.28	77,77,77,77	0
55	MG	AA	3561	1/1	0.83	0.24	82,82,82,82	0
55	MG	AA	3615	1/1	0.83	0.33	102,102,102,102	0
55	MG	AA	3238	1/1	0.83	0.52	82,82,82,82	0
55	MG	BA	3524	1/1	0.83	0.46	105,105,105,105	0
55	MG	AA	3336	1/1	0.83	0.25	82,82,82,82	0
55	MG	CA	1810	1/1	0.83	0.35	108,108,108,108	0
55	MG	CC	102	1/1	0.83	0.29	69,69,69,69	0
55	MG	CA	1826	1/1	0.83	0.28	81,81,81,81	0

Continued on next page...

Continued from previous page...

Mol	Type	Chain	Res	Atoms	RSCC	RSR	B-factors(Å ²)	Q<0.9
55	MG	AA	3198	1/1	0.83	0.65	74,74,74,74	0
55	MG	DA	1773	1/1	0.83	0.47	69,69,69,69	0
55	MG	AA	3507	1/1	0.83	0.48	99,99,99,99	0
55	MG	BA	3366	1/1	0.83	0.25	76,76,76,76	0
55	MG	AA	3331	1/1	0.83	0.46	76,76,76,76	0
55	MG	BA	3434	1/1	0.83	0.16	90,90,90,90	0
55	MG	DA	1601	1/1	0.83	0.16	107,107,107,107	0
55	MG	BA	3479	1/1	0.83	0.35	95,95,95,95	0
55	MG	CA	1755	1/1	0.84	0.26	81,81,81,81	0
55	MG	BA	3386	1/1	0.84	0.23	81,81,81,81	0
55	MG	CA	1814	1/1	0.84	0.28	86,86,86,86	0
55	MG	DA	1671	1/1	0.84	0.40	77,77,77,77	0
55	MG	DA	1603	1/1	0.84	0.44	89,89,89,89	0
55	MG	AA	3613	1/1	0.84	0.31	76,76,76,76	0
55	MG	AA	3625	1/1	0.84	0.28	89,89,89,89	0
55	MG	BA	3079	1/1	0.84	0.18	82,82,82,82	0
55	MG	CA	1829	1/1	0.84	0.22	102,102,102,102	0
55	MG	AA	3313	1/1	0.84	0.45	70,70,70,70	0
55	MG	BA	3343	1/1	0.84	0.24	75,75,75,75	0
55	MG	BA	3247	1/1	0.84	0.33	74,74,74,74	0
55	MG	AO	203	1/1	0.84	0.34	43,43,43,43	0
55	MG	DA	1621	1/1	0.84	0.46	99,99,99,99	0
55	MG	CA	1698	1/1	0.84	0.26	89,89,89,89	0
55	MG	CT	201	1/1	0.84	0.32	102,102,102,102	0
55	MG	AA	3618	1/1	0.84	0.54	97,97,97,97	0
55	MG	AA	3448	1/1	0.84	0.38	106,106,106,106	0
55	MG	AA	3317	1/1	0.84	0.41	85,85,85,85	0
55	MG	CA	1812	1/1	0.84	0.20	84,84,84,84	0
55	MG	BA	3020	1/1	0.84	0.26	76,76,76,76	0
55	MG	CA	1703	1/1	0.84	0.16	103,103,103,103	0
55	MG	BA	3330	1/1	0.84	0.39	91,91,91,91	0
55	MG	AA	3131	1/1	0.84	0.20	90,90,90,90	0
55	MG	BA	3212	1/1	0.84	0.49	70,70,70,70	0
55	MG	BA	3438	1/1	0.84	0.23	88,88,88,88	0
55	MG	AA	3588	1/1	0.84	0.47	68,68,68,68	0
55	MG	AA	3465	1/1	0.84	0.32	71,71,71,71	0
55	MG	AA	3412	1/1	0.84	0.36	110,110,110,110	0
55	MG	DG	301	1/1	0.84	0.34	94,94,94,94	0
55	MG	CA	1655	1/1	0.84	0.52	95,95,95,95	0
55	MG	BA	3162	1/1	0.84	0.15	92,92,92,92	0
55	MG	AA	3272	1/1	0.84	0.37	65,65,65,65	0
55	MG	CA	1626	1/1	0.84	0.33	88,88,88,88	0

Continued on next page...

Continued from previous page...

Mol	Type	Chain	Res	Atoms	RSCC	RSR	B-factors(\AA^2)	Q<0.9
55	MG	CA	1731	1/1	0.84	0.35	98,98,98,98	0
55	MG	BA	3335	1/1	0.84	0.13	100,100,100,100	0
55	MG	AA	3605	1/1	0.84	0.58	72,72,72,72	0
55	MG	AA	3470	1/1	0.84	0.52	96,96,96,96	0
55	MG	BA	3506	1/1	0.85	0.20	74,74,74,74	0
55	MG	DA	1775	1/1	0.85	0.41	102,102,102,102	0
55	MG	AA	3223	1/1	0.85	0.30	71,71,71,71	0
55	MG	BA	3473	1/1	0.85	0.25	78,78,78,78	0
55	MG	DA	1677	1/1	0.85	0.24	82,82,82,82	0
55	MG	BA	3359	1/1	0.85	0.46	98,98,98,98	0
55	MG	AA	3329	1/1	0.85	0.16	94,94,94,94	0
55	MG	BA	3443	1/1	0.85	0.23	92,92,92,92	0
55	MG	BA	3106	1/1	0.85	0.06	85,85,85,85	0
55	MG	BA	3110	1/1	0.85	0.37	92,92,92,92	0
55	MG	CA	1747	1/1	0.85	0.43	83,83,83,83	0
55	MG	BB	201	1/1	0.85	0.24	90,90,90,90	0
55	MG	DA	1781	1/1	0.85	0.13	87,87,87,87	0
55	MG	BA	3084	1/1	0.85	0.15	99,99,99,99	0
55	MG	AA	3495	1/1	0.85	0.60	90,90,90,90	0
55	MG	AA	3189	1/1	0.85	0.38	90,90,90,90	0
55	MG	BA	3085	1/1	0.85	0.34	74,74,74,74	0
55	MG	CA	1784	1/1	0.85	0.46	101,101,101,101	0
55	MG	BA	3369	1/1	0.85	0.35	69,69,69,69	0
55	MG	BA	3075	1/1	0.85	0.17	99,99,99,99	0
55	MG	DA	1640	1/1	0.85	0.17	101,101,101,101	0
55	MG	AA	3496	1/1	0.85	0.49	87,87,87,87	0
55	MG	BA	3510	1/1	0.85	0.26	67,67,67,67	0
55	MG	BA	3333	1/1	0.85	0.27	73,73,73,73	0
55	MG	AA	3587	1/1	0.85	0.55	77,77,77,77	0
55	MG	CA	1688	1/1	0.85	0.23	77,77,77,77	0
55	MG	CA	1707	1/1	0.85	0.38	78,78,78,78	0
55	MG	BA	3338	1/1	0.85	0.38	71,71,71,71	0
55	MG	AA	3274	1/1	0.85	0.42	72,72,72,72	0
55	MG	AA	3263	1/1	0.85	0.28	51,51,51,51	0
55	MG	AA	3303	1/1	0.85	0.39	95,95,95,95	0
55	MG	AA	3386	1/1	0.85	0.17	74,74,74,74	0
55	MG	AA	3404	1/1	0.85	0.29	95,95,95,95	0
55	MG	CB	103	1/1	0.85	0.21	110,110,110,110	0
55	MG	AA	3296	1/1	0.85	0.53	72,72,72,72	0
55	MG	BA	3528	1/1	0.85	0.20	98,98,98,98	0
55	MG	AA	3622	1/1	0.85	0.53	65,65,65,65	0
55	MG	DA	1700	1/1	0.85	0.41	94,94,94,94	0

Continued on next page...

Continued from previous page...

Mol	Type	Chain	Res	Atoms	RSCC	RSR	B-factors(\AA^2)	Q<0.9
55	MG	DC	106	1/1	0.85	0.15	111,111,111,111	0
55	MG	AA	3599	1/1	0.85	0.32	87,87,87,87	0
55	MG	AA	3424	1/1	0.85	0.48	54,54,54,54	0
55	MG	DA	1762	1/1	0.85	0.21	109,109,109,109	0
55	MG	BA	3086	1/1	0.86	0.38	82,82,82,82	0
55	MG	AA	3562	1/1	0.86	0.30	82,82,82,82	0
55	MG	AA	3602	1/1	0.86	0.19	59,59,59,59	0
55	MG	BA	3308	1/1	0.86	0.22	108,108,108,108	0
55	MG	DA	1662	1/1	0.86	0.45	78,78,78,78	0
55	MG	BA	3322	1/1	0.86	0.22	79,79,79,79	0
55	MG	AA	3194	1/1	0.86	0.49	102,102,102,102	0
55	MG	DA	1628	1/1	0.86	0.42	97,97,97,97	0
55	MG	CA	1793	1/1	0.86	0.15	96,96,96,96	0
55	MG	DA	1695	1/1	0.86	0.43	88,88,88,88	0
55	MG	AA	3338	1/1	0.86	0.47	51,51,51,51	0
55	MG	AA	3488	1/1	0.86	0.25	93,93,93,93	0
55	MG	B3	101	1/1	0.86	0.21	76,76,76,76	0
55	MG	CA	1791	1/1	0.86	0.17	97,97,97,97	0
55	MG	AA	3360	1/1	0.86	0.36	63,63,63,63	0
55	MG	BA	3269	1/1	0.86	0.30	58,58,58,58	0
55	MG	BA	3259	1/1	0.86	0.35	54,54,54,54	0
55	MG	BA	3396	1/1	0.86	0.35	91,91,91,91	0
55	MG	DA	1685	1/1	0.86	0.43	72,72,72,72	0
55	MG	DA	1693	1/1	0.86	0.40	93,93,93,93	0
55	MG	AA	3547	1/1	0.86	0.20	45,45,45,45	0
55	MG	BA	3354	1/1	0.86	0.30	90,90,90,90	0
55	MG	DA	1756	1/1	0.86	0.46	106,106,106,106	0
55	MG	BA	3360	1/1	0.86	0.32	83,83,83,83	0
55	MG	AA	3344	1/1	0.86	0.46	68,68,68,68	0
55	MG	DA	1739	1/1	0.86	0.15	113,113,113,113	0
55	MG	BA	3281	1/1	0.86	0.32	92,92,92,92	0
55	MG	AA	3183	1/1	0.86	0.32	93,93,93,93	0
55	MG	BA	3205	1/1	0.86	0.24	70,70,70,70	0
55	MG	BA	3347	1/1	0.86	0.23	85,85,85,85	0
55	MG	BA	3061	1/1	0.86	0.13	69,69,69,69	0
55	MG	BA	3439	1/1	0.86	0.23	103,103,103,103	0
55	MG	DA	1707	1/1	0.86	0.25	95,95,95,95	0
55	MG	AB	206	1/1	0.86	0.48	93,93,93,93	0
55	MG	DA	1753	1/1	0.86	0.51	87,87,87,87	0
55	MG	BA	3373	1/1	0.86	0.39	88,88,88,88	0
55	MG	AA	3348	1/1	0.86	0.25	94,94,94,94	0
55	MG	DA	1797	1/1	0.86	0.35	85,85,85,85	0

Continued on next page...

Continued from previous page...

Mol	Type	Chain	Res	Atoms	RSCC	RSR	B-factors(Å ²)	Q<0.9
55	MG	CA	1717	1/1	0.86	0.22	69,69,69,69	0
55	MG	BA	3525	1/1	0.86	0.36	98,98,98,98	0
55	MG	BA	3302	1/1	0.86	0.36	75,75,75,75	0
55	MG	CA	1824	1/1	0.86	0.14	94,94,94,94	0
55	MG	AA	3252	1/1	0.86	0.49	94,94,94,94	0
55	MG	AA	3254	1/1	0.86	0.63	85,85,85,85	0
55	MG	BB	204	1/1	0.86	0.32	90,90,90,90	0
55	MG	AA	3305	1/1	0.86	0.36	80,80,80,80	0
55	MG	BA	3201	1/1	0.86	0.22	94,94,94,94	0
55	MG	AA	3079	1/1	0.87	0.23	92,92,92,92	0
55	MG	BA	3115	1/1	0.87	0.28	79,79,79,79	0
55	MG	AA	3378	1/1	0.87	0.53	84,84,84,84	0
55	MG	BA	3351	1/1	0.87	0.47	81,81,81,81	0
55	MG	BA	3450	1/1	0.87	0.31	99,99,99,99	0
55	MG	AA	3619	1/1	0.87	0.50	87,87,87,87	0
55	MG	AA	3580	1/1	0.87	0.30	78,78,78,78	0
55	MG	BA	3072	1/1	0.87	0.27	104,104,104,104	0
55	MG	AA	3190	1/1	0.87	0.24	58,58,58,58	0
55	MG	CN	201	1/1	0.87	0.09	78,78,78,78	0
55	MG	AA	3056	1/1	0.87	0.65	98,98,98,98	0
55	MG	AA	3271	1/1	0.87	0.36	92,92,92,92	0
55	MG	AA	3245	1/1	0.87	0.41	75,75,75,75	0
55	MG	DA	1630	1/1	0.87	0.26	102,102,102,102	0
55	MG	AA	3290	1/1	0.87	0.42	72,72,72,72	0
55	MG	CA	1695	1/1	0.87	0.36	90,90,90,90	0
55	MG	BA	3487	1/1	0.87	0.19	66,66,66,66	0
55	MG	AA	3552	1/1	0.87	0.35	83,83,83,83	0
55	MG	A7	101	1/1	0.87	0.38	60,60,60,60	0
55	MG	BA	3381	1/1	0.87	0.36	80,80,80,80	0
55	MG	CA	1741	1/1	0.87	0.24	80,80,80,80	0
55	MG	CA	1756	1/1	0.87	0.13	113,113,113,113	0
55	MG	BA	3176	1/1	0.87	0.20	79,79,79,79	0
55	MG	BA	3364	1/1	0.87	0.22	76,76,76,76	0
55	MG	BA	3203	1/1	0.87	0.39	53,53,53,53	0
55	MG	BA	3025	1/1	0.87	0.13	80,80,80,80	0
55	MG	BA	3321	1/1	0.87	0.11	59,59,59,59	0
55	MG	AA	3449	1/1	0.87	0.26	63,63,63,63	0
55	MG	CA	1676	1/1	0.87	0.29	76,76,76,76	0
55	MG	BA	3342	1/1	0.87	0.17	80,80,80,80	0
55	MG	AA	3611	1/1	0.87	0.26	100,100,100,100	0
55	MG	BA	3414	1/1	0.87	0.18	92,92,92,92	0
55	MG	AA	3453	1/1	0.87	0.30	95,95,95,95	0

Continued on next page...

Continued from previous page...

Mol	Type	Chain	Res	Atoms	RSCC	RSR	B-factors(Å ²)	Q<0.9
55	MG	AA	3063	1/1	0.87	0.30	85,85,85,85	0
55	MG	AA	3197	1/1	0.87	0.40	74,74,74,74	0
55	MG	BA	3358	1/1	0.87	0.51	85,85,85,85	0
55	MG	BA	3189	1/1	0.87	0.32	61,61,61,61	0
55	MG	BA	3310	1/1	0.87	0.24	74,74,74,74	0
55	MG	DC	101	1/1	0.87	0.12	95,95,95,95	0
55	MG	AB	213	1/1	0.87	0.54	73,73,73,73	0
55	MG	BA	3408	1/1	0.87	0.42	88,88,88,88	0
55	MG	CA	1712	1/1	0.87	0.28	92,92,92,92	0
55	MG	BA	3005	1/1	0.87	0.29	70,70,70,70	0
55	MG	AA	3221	1/1	0.87	0.41	47,47,47,47	0
55	MG	AA	3155	1/1	0.87	0.45	71,71,71,71	0
55	MG	CA	1733	1/1	0.87	0.18	107,107,107,107	0
55	MG	AA	3322	1/1	0.87	0.53	68,68,68,68	0
55	MG	BA	3252	1/1	0.87	0.31	86,86,86,86	0
55	MG	DA	1669	1/1	0.87	0.46	68,68,68,68	0
55	MG	AA	3519	1/1	0.87	0.16	53,53,53,53	0
55	MG	BA	3522	1/1	0.87	0.43	84,84,84,84	0
55	MG	AA	3176	1/1	0.87	0.22	74,74,74,74	0
55	MG	AA	3483	1/1	0.88	0.16	87,87,87,87	0
55	MG	BB	203	1/1	0.88	0.29	76,76,76,76	0
55	MG	DA	1728	1/1	0.88	0.32	112,112,112,112	0
55	MG	CA	1675	1/1	0.88	0.24	97,97,97,97	0
55	MG	BA	3494	1/1	0.88	0.33	88,88,88,88	0
55	MG	BA	3223	1/1	0.88	0.27	64,64,64,64	0
55	MG	BA	3023	1/1	0.88	0.39	70,70,70,70	0
55	MG	AA	3091	1/1	0.88	0.43	78,78,78,78	0
55	MG	CA	1779	1/1	0.88	0.13	113,113,113,113	0
55	MG	BA	3249	1/1	0.88	0.21	40,40,40,40	0
55	MG	BA	3207	1/1	0.88	0.29	46,46,46,46	0
55	MG	AA	3572	1/1	0.88	0.49	54,54,54,54	0
55	MG	DA	1799	1/1	0.88	0.37	68,68,68,68	0
55	MG	BA	3234	1/1	0.88	0.30	67,67,67,67	0
55	MG	AA	3529	1/1	0.88	0.28	68,68,68,68	0
55	MG	AA	3521	1/1	0.88	0.45	75,75,75,75	0
55	MG	BA	3470	1/1	0.88	0.28	81,81,81,81	0
55	MG	BA	3316	1/1	0.88	0.26	67,67,67,67	0
55	MG	AA	3135	1/1	0.88	0.30	66,66,66,66	0
55	MG	BA	3150	1/1	0.88	0.40	96,96,96,96	0
55	MG	AA	3582	1/1	0.88	0.31	44,44,44,44	0
55	MG	CA	1818	1/1	0.88	0.25	89,89,89,89	0
55	MG	CA	1795	1/1	0.88	0.30	68,68,68,68	0

Continued on next page...

Continued from previous page...

Mol	Type	Chain	Res	Atoms	RSCC	RSR	B-factors(Å ²)	Q<0.9
55	MG	DA	1783	1/1	0.88	0.33	86,86,86,86	0
55	MG	DB	102	1/1	0.88	0.11	107,107,107,107	0
55	MG	AA	3485	1/1	0.88	0.52	71,71,71,71	0
55	MG	CA	1625	1/1	0.88	0.18	71,71,71,71	0
55	MG	AA	3414	1/1	0.88	0.48	94,94,94,94	0
55	MG	BA	3508	1/1	0.88	0.34	73,73,73,73	0
55	MG	CA	1670	1/1	0.88	0.29	70,70,70,70	0
55	MG	AA	3342	1/1	0.88	0.49	70,70,70,70	0
55	MG	AA	3458	1/1	0.88	0.26	70,70,70,70	0
55	MG	AA	3405	1/1	0.88	0.72	90,90,90,90	0
55	MG	AA	3102	1/1	0.88	0.33	90,90,90,90	0
55	MG	AB	217	1/1	0.88	0.40	110,110,110,110	0
55	MG	DA	1727	1/1	0.88	0.36	86,86,86,86	0
55	MG	AA	3491	1/1	0.88	0.45	85,85,85,85	0
55	MG	AA	3297	1/1	0.88	0.38	69,69,69,69	0
55	MG	BA	3323	1/1	0.88	0.55	74,74,74,74	0
55	MG	AA	3337	1/1	0.88	0.45	99,99,99,99	0
55	MG	BA	3504	1/1	0.88	0.15	117,117,117,117	0
55	MG	BA	3069	1/1	0.88	0.14	70,70,70,70	0
55	MG	BA	3096	1/1	0.88	0.19	89,89,89,89	0
55	MG	DA	1680	1/1	0.88	0.35	81,81,81,81	0
55	MG	BA	3309	1/1	0.88	0.30	80,80,80,80	0
55	MG	CA	1684	1/1	0.88	0.31	101,101,101,101	0
55	MG	AA	3388	1/1	0.88	0.51	85,85,85,85	0
55	MG	BA	3198	1/1	0.88	0.26	44,44,44,44	0
55	MG	DA	1716	1/1	0.88	0.42	105,105,105,105	0
55	MG	BA	3083	1/1	0.88	0.21	92,92,92,92	0
55	MG	BA	3306	1/1	0.89	0.25	86,86,86,86	0
55	MG	AA	3432	1/1	0.89	0.42	87,87,87,87	0
55	MG	AA	3505	1/1	0.89	0.57	85,85,85,85	0
55	MG	BA	3049	1/1	0.89	0.23	86,86,86,86	0
55	MG	BA	3419	1/1	0.89	0.13	99,99,99,99	0
55	MG	AA	3349	1/1	0.89	0.44	84,84,84,84	0
55	MG	AE	301	1/1	0.89	0.15	65,65,65,65	0
55	MG	AA	3553	1/1	0.89	0.35	87,87,87,87	0
55	MG	AA	3558	1/1	0.89	0.33	89,89,89,89	0
55	MG	CQ	101	1/1	0.89	0.18	102,102,102,102	0
55	MG	CA	1686	1/1	0.89	0.37	86,86,86,86	0
55	MG	CA	1802	1/1	0.89	0.23	77,77,77,77	0
55	MG	BA	3029	1/1	0.89	0.39	75,75,75,75	0
55	MG	DA	1699	1/1	0.89	0.40	68,68,68,68	0
55	MG	CA	1692	1/1	0.89	0.11	127,127,127,127	0

Continued on next page...

Continued from previous page...

Mol	Type	Chain	Res	Atoms	RSCC	RSR	B-factors(\AA^2)	Q<0.9
55	MG	CA	1721	1/1	0.89	0.28	89,89,89,89	0
55	MG	DA	1738	1/1	0.89	0.37	85,85,85,85	0
55	MG	AA	3009	1/1	0.89	0.33	63,63,63,63	0
55	MG	CA	1754	1/1	0.89	0.39	114,114,114,114	0
55	MG	DA	1651	1/1	0.89	0.27	72,72,72,72	0
55	MG	DA	1659	1/1	0.89	0.12	80,80,80,80	0
55	MG	DA	1750	1/1	0.89	0.19	84,84,84,84	0
55	MG	BA	3048	1/1	0.89	0.17	74,74,74,74	0
55	MG	BA	3291	1/1	0.89	0.26	67,67,67,67	0
55	MG	BA	3246	1/1	0.89	0.14	99,99,99,99	0
55	MG	AA	3170	1/1	0.89	0.17	41,41,41,41	0
55	MG	CA	1838	1/1	0.89	0.14	103,103,103,103	0
55	MG	AA	3200	1/1	0.89	0.35	71,71,71,71	0
55	MG	BA	3161	1/1	0.89	0.30	89,89,89,89	0
55	MG	BA	3340	1/1	0.89	0.16	84,84,84,84	0
55	MG	AA	3122	1/1	0.89	0.20	84,84,84,84	0
55	MG	BA	3462	1/1	0.89	0.11	123,123,123,123	0
55	MG	AA	3315	1/1	0.89	0.48	70,70,70,70	0
55	MG	AA	3072	1/1	0.89	0.12	101,101,101,101	0
55	MG	AA	3585	1/1	0.89	0.61	91,91,91,91	0
55	MG	AA	3255	1/1	0.89	0.44	88,88,88,88	0
55	MG	AA	3134	1/1	0.89	0.36	79,79,79,79	0
55	MG	CA	1671	1/1	0.89	0.26	72,72,72,72	0
55	MG	AA	3351	1/1	0.89	0.37	82,82,82,82	0
55	MG	DA	1790	1/1	0.89	0.48	100,100,100,100	0
55	MG	AA	3609	1/1	0.89	0.28	62,62,62,62	0
55	MG	DA	1604	1/1	0.89	0.27	92,92,92,92	0
55	MG	AA	3065	1/1	0.89	0.42	88,88,88,88	0
55	MG	BA	3451	1/1	0.89	0.24	89,89,89,89	0
55	MG	BA	3523	1/1	0.89	0.43	84,84,84,84	0
55	MG	AA	3222	1/1	0.89	0.46	54,54,54,54	0
55	MG	BA	3103	1/1	0.89	0.19	82,82,82,82	0
55	MG	CA	1663	1/1	0.89	0.24	52,52,52,52	0
55	MG	AA	3234	1/1	0.89	0.38	82,82,82,82	0
55	MG	DA	1619	1/1	0.89	0.33	77,77,77,77	0
55	MG	AA	3211	1/1	0.89	0.32	58,58,58,58	0
55	MG	AA	3454	1/1	0.89	0.56	94,94,94,94	0
55	MG	BA	3233	1/1	0.89	0.36	74,74,74,74	0
55	MG	AA	3555	1/1	0.89	0.19	67,67,67,67	0
55	MG	AO	202	1/1	0.89	0.60	80,80,80,80	0
55	MG	AA	3089	1/1	0.89	0.54	64,64,64,64	0
55	MG	BA	3512	1/1	0.89	0.26	75,75,75,75	0

Continued on next page...

Continued from previous page...

Mol	Type	Chain	Res	Atoms	RSCC	RSR	B-factors(\AA^2)	Q<0.9
55	MG	AA	3196	1/1	0.89	0.21	61,61,61,61	0
55	MG	BA	3257	1/1	0.89	0.56	86,86,86,86	0
55	MG	AA	3298	1/1	0.89	0.59	73,73,73,73	0
55	MG	CA	1697	1/1	0.89	0.76	92,92,92,92	0
55	MG	CC	104	1/1	0.90	0.18	97,97,97,97	0
55	MG	DA	1694	1/1	0.90	0.60	84,84,84,84	0
55	MG	BA	3263	1/1	0.90	0.24	84,84,84,84	0
55	MG	AA	3481	1/1	0.90	0.15	112,112,112,112	0
55	MG	AA	3186	1/1	0.90	0.21	58,58,58,58	0
55	MG	AF	303	1/1	0.90	0.33	69,69,69,69	0
55	MG	BA	3042	1/1	0.90	0.16	86,86,86,86	0
55	MG	AA	3422	1/1	0.90	0.47	106,106,106,106	0
55	MG	AA	3208	1/1	0.90	0.23	44,44,44,44	0
55	MG	AA	3031	1/1	0.90	0.43	52,52,52,52	0
55	MG	AA	3596	1/1	0.90	0.49	93,93,93,93	0
55	MG	BA	3349	1/1	0.90	0.28	93,93,93,93	0
55	MG	CA	1691	1/1	0.90	0.34	56,56,56,56	0
55	MG	AA	3526	1/1	0.90	0.42	90,90,90,90	0
55	MG	AA	3299	1/1	0.90	0.34	79,79,79,79	0
55	MG	BA	3213	1/1	0.90	0.26	75,75,75,75	0
55	MG	BA	3038	1/1	0.90	0.27	78,78,78,78	0
55	MG	CA	1839	1/1	0.90	0.21	68,68,68,68	0
55	MG	BA	3377	1/1	0.90	0.31	81,81,81,81	0
55	MG	DA	1726	1/1	0.90	0.50	79,79,79,79	0
55	MG	AA	3478	1/1	0.90	0.30	75,75,75,75	0
55	MG	DA	1751	1/1	0.90	0.35	124,124,124,124	0
55	MG	BB	205	1/1	0.90	0.21	86,86,86,86	0
55	MG	CA	1666	1/1	0.90	0.20	70,70,70,70	0
55	MG	BA	3267	1/1	0.90	0.23	62,62,62,62	0
55	MG	AA	3345	1/1	0.90	0.58	93,93,93,93	0
55	MG	BA	3431	1/1	0.90	0.25	84,84,84,84	0
55	MG	AA	3262	1/1	0.90	0.29	33,33,33,33	0
55	MG	BA	3240	1/1	0.90	0.33	72,72,72,72	0
55	MG	AA	3508	1/1	0.90	0.37	101,101,101,101	0
55	MG	AA	3088	1/1	0.90	0.22	42,42,42,42	0
55	MG	DA	1697	1/1	0.90	0.17	111,111,111,111	0
55	MG	CA	1785	1/1	0.90	0.57	89,89,89,89	0
55	MG	AA	3548	1/1	0.90	0.30	54,54,54,54	0
55	MG	CA	1769	1/1	0.90	0.09	79,79,79,79	0
55	MG	BA	3516	1/1	0.90	0.14	73,73,73,73	0
55	MG	DA	1650	1/1	0.90	0.47	95,95,95,95	0
55	MG	DA	1761	1/1	0.90	0.40	84,84,84,84	0

Continued on next page...

Continued from previous page...

Mol	Type	Chain	Res	Atoms	RSCC	RSR	B-factors(\AA^2)	Q<0.9
55	MG	AA	3062	1/1	0.90	0.37	86,86,86,86	0
55	MG	DA	1782	1/1	0.90	0.36	94,94,94,94	0
55	MG	AA	3050	1/1	0.90	0.76	108,108,108,108	0
55	MG	BA	3458	1/1	0.90	0.24	71,71,71,71	0
55	MG	AA	3592	1/1	0.90	0.35	76,76,76,76	0
55	MG	CA	1665	1/1	0.90	0.53	74,74,74,74	0
55	MG	DA	1731	1/1	0.90	0.43	70,70,70,70	0
55	MG	CA	1830	1/1	0.90	0.33	94,94,94,94	0
55	MG	BA	3192	1/1	0.90	0.35	72,72,72,72	0
55	MG	AA	3140	1/1	0.90	0.38	67,67,67,67	0
55	MG	BA	3372	1/1	0.90	0.38	105,105,105,105	0
55	MG	DA	1741	1/1	0.90	0.37	93,93,93,93	0
55	MG	AA	3293	1/1	0.90	0.20	77,77,77,77	0
55	MG	AA	3218	1/1	0.90	0.40	73,73,73,73	0
55	MG	AA	3333	1/1	0.90	0.47	95,95,95,95	0
55	MG	BA	3245	1/1	0.90	0.19	72,72,72,72	0
55	MG	DA	1734	1/1	0.90	0.31	88,88,88,88	0
55	MG	CA	1742	1/1	0.90	0.13	115,115,115,115	0
55	MG	AA	3487	1/1	0.90	0.08	77,77,77,77	0
55	MG	AA	3598	1/1	0.90	0.29	87,87,87,87	0
55	MG	AA	3105	1/1	0.90	0.42	61,61,61,61	0
55	MG	BA	3243	1/1	0.90	0.26	65,65,65,65	0
55	MG	BA	3503	1/1	0.90	0.13	69,69,69,69	0
55	MG	DA	1735	1/1	0.90	0.38	106,106,106,106	0
55	MG	AA	3543	1/1	0.90	0.45	46,46,46,46	0
55	MG	BA	3007	1/1	0.90	0.07	83,83,83,83	0
55	MG	AA	3586	1/1	0.90	0.14	53,53,53,53	0
55	MG	BE	301	1/1	0.90	0.26	54,54,54,54	0
55	MG	BA	3509	1/1	0.90	0.34	73,73,73,73	0
55	MG	AA	3623	1/1	0.91	0.29	74,74,74,74	0
55	MG	CC	103	1/1	0.91	0.38	104,104,104,104	0
55	MG	AA	3506	1/1	0.91	0.20	80,80,80,80	0
55	MG	CA	1624	1/1	0.91	0.19	97,97,97,97	0
55	MG	BA	3254	1/1	0.91	0.46	69,69,69,69	0
55	MG	DA	1792	1/1	0.91	0.22	81,81,81,81	0
55	MG	DA	1752	1/1	0.91	0.37	89,89,89,89	0
55	MG	AA	3355	1/1	0.91	0.36	94,94,94,94	0
55	MG	BA	3054	1/1	0.91	0.17	81,81,81,81	0
55	MG	AU	201	1/1	0.91	0.23	85,85,85,85	0
55	MG	CA	1705	1/1	0.91	0.16	95,95,95,95	0
55	MG	DA	1687	1/1	0.91	0.39	72,72,72,72	0
55	MG	AA	3311	1/1	0.91	0.57	68,68,68,68	0

Continued on next page...

Continued from previous page...

Mol	Type	Chain	Res	Atoms	RSCC	RSR	B-factors(\AA^2)	Q<0.9
55	MG	AA	3431	1/1	0.91	0.31	89,89,89,89	0
55	MG	AA	3379	1/1	0.91	0.30	66,66,66,66	0
55	MG	BA	3199	1/1	0.91	0.37	76,76,76,76	0
55	MG	AA	3380	1/1	0.91	0.20	96,96,96,96	0
55	MG	AB	201	1/1	0.91	0.67	96,96,96,96	0
55	MG	AA	3214	1/1	0.91	0.44	47,47,47,47	0
55	MG	AA	3545	1/1	0.91	0.36	75,75,75,75	0
55	MG	AA	3300	1/1	0.91	0.44	81,81,81,81	0
55	MG	DA	1736	1/1	0.91	0.48	65,65,65,65	0
55	MG	AO	201	1/1	0.91	0.43	65,65,65,65	0
55	MG	AA	3092	1/1	0.91	0.31	71,71,71,71	0
55	MG	AA	3165	1/1	0.91	0.45	82,82,82,82	0
55	MG	DA	1605	1/1	0.91	0.43	82,82,82,82	0
55	MG	AA	3069	1/1	0.91	0.28	64,64,64,64	0
55	MG	AB	205	1/1	0.91	0.38	83,83,83,83	0
55	MG	DA	1645	1/1	0.91	0.34	51,51,51,51	0
55	MG	AA	3191	1/1	0.91	0.17	95,95,95,95	0
55	MG	AA	3071	1/1	0.91	0.48	56,56,56,56	0
55	MG	DB	101	1/1	0.91	0.21	103,103,103,103	0
55	MG	AA	3145	1/1	0.91	0.63	91,91,91,91	0
55	MG	AA	3210	1/1	0.91	0.43	72,72,72,72	0
55	MG	AA	3399	1/1	0.91	0.30	60,60,60,60	0
55	MG	AA	3447	1/1	0.91	0.59	75,75,75,75	0
55	MG	AA	3103	1/1	0.91	0.39	97,97,97,97	0
55	MG	BA	3036	1/1	0.91	0.44	85,85,85,85	0
55	MG	BA	3177	1/1	0.91	0.27	75,75,75,75	0
55	MG	AA	3540	1/1	0.91	0.41	63,63,63,63	0
55	MG	BA	3190	1/1	0.91	0.23	73,73,73,73	0
55	MG	AA	3533	1/1	0.91	0.20	67,67,67,67	0
55	MG	AA	3474	1/1	0.91	0.34	65,65,65,65	0
55	MG	AA	3043	1/1	0.91	0.37	108,108,108,108	0
55	MG	AA	3240	1/1	0.91	0.32	80,80,80,80	0
55	MG	CA	1608	1/1	0.91	0.22	68,68,68,68	0
55	MG	AA	3287	1/1	0.91	0.28	69,69,69,69	0
55	MG	CA	1837	1/1	0.91	0.25	88,88,88,88	0
55	MG	DA	1681	1/1	0.91	0.22	106,106,106,106	0
55	MG	BA	3196	1/1	0.91	0.32	84,84,84,84	0
55	MG	BA	3187	1/1	0.91	0.37	65,65,65,65	0
55	MG	BA	3066	1/1	0.91	0.21	86,86,86,86	0
55	MG	AA	3188	1/1	0.91	0.51	57,57,57,57	0
55	MG	DA	1634	1/1	0.91	0.24	77,77,77,77	0
55	MG	AA	3406	1/1	0.91	0.41	83,83,83,83	0

Continued on next page...

Continued from previous page...

Mol	Type	Chain	Res	Atoms	RSCC	RSR	B-factors(\AA^2)	Q<0.9
55	MG	AA	3100	1/1	0.91	0.52	67,67,67,67	0
55	MG	BA	3388	1/1	0.91	0.32	87,87,87,87	0
55	MG	AA	3212	1/1	0.92	0.34	52,52,52,52	0
55	MG	AA	3081	1/1	0.92	0.56	51,51,51,51	0
55	MG	BA	3155	1/1	0.92	0.30	87,87,87,87	0
55	MG	AA	3164	1/1	0.92	0.25	95,95,95,95	0
55	MG	AA	3199	1/1	0.92	0.48	46,46,46,46	0
55	MG	CA	1751	1/1	0.92	0.23	78,78,78,78	0
55	MG	A5	101	1/1	0.92	0.21	51,51,51,51	0
55	MG	AA	3219	1/1	0.92	0.41	81,81,81,81	0
55	MG	AA	3146	1/1	0.92	0.41	65,65,65,65	0
55	MG	DA	1780	1/1	0.92	0.45	107,107,107,107	0
55	MG	BA	3307	1/1	0.92	0.35	106,106,106,106	0
55	MG	AA	3195	1/1	0.92	0.21	62,62,62,62	0
55	MG	AA	3216	1/1	0.92	0.33	64,64,64,64	0
55	MG	AA	3383	1/1	0.92	0.29	85,85,85,85	0
55	MG	BA	3087	1/1	0.92	0.41	80,80,80,80	0
55	MG	DA	1732	1/1	0.92	0.39	94,94,94,94	0
55	MG	AA	3117	1/1	0.92	0.31	54,54,54,54	0
55	MG	DA	1668	1/1	0.92	0.16	73,73,73,73	0
55	MG	AA	3504	1/1	0.92	0.41	80,80,80,80	0
55	MG	BA	3015	1/1	0.92	0.20	71,71,71,71	0
55	MG	BA	3480	1/1	0.92	0.23	56,56,56,56	0
55	MG	AA	3326	1/1	0.92	0.31	64,64,64,64	0
55	MG	AA	3603	1/1	0.92	0.43	41,41,41,41	0
55	MG	BA	3271	1/1	0.92	0.32	84,84,84,84	0
55	MG	DA	1679	1/1	0.92	0.33	64,64,64,64	0
55	MG	BA	3142	1/1	0.92	0.23	70,70,70,70	0
55	MG	AA	3014	1/1	0.92	0.29	38,38,38,38	0
55	MG	BA	3228	1/1	0.92	0.35	74,74,74,74	0
55	MG	DA	1755	1/1	0.92	0.47	79,79,79,79	0
55	MG	CA	1614	1/1	0.92	0.32	101,101,101,101	0
55	MG	BA	3496	1/1	0.92	0.35	96,96,96,96	0
55	MG	DA	1666	1/1	0.92	0.35	115,115,115,115	0
55	MG	AA	3129	1/1	0.92	0.45	73,73,73,73	0
55	MG	CA	1636	1/1	0.92	0.29	91,91,91,91	0
55	MG	AA	3136	1/1	0.92	0.14	61,61,61,61	0
55	MG	BA	3518	1/1	0.92	0.42	74,74,74,74	0
55	MG	DA	1667	1/1	0.92	0.27	82,82,82,82	0
55	MG	BA	3452	1/1	0.92	0.14	96,96,96,96	0
55	MG	DA	1733	1/1	0.92	0.35	98,98,98,98	0
55	MG	BA	3180	1/1	0.92	0.29	57,57,57,57	0

Continued on next page...

Continued from previous page...

Mol	Type	Chain	Res	Atoms	RSCC	RSR	B-factors(Å ²)	Q<0.9
55	MG	BA	3147	1/1	0.92	0.23	63,63,63,63	0
55	MG	BA	3440	1/1	0.92	0.23	80,80,80,80	0
55	MG	AA	3187	1/1	0.92	0.46	87,87,87,87	0
55	MG	CA	1713	1/1	0.92	0.29	83,83,83,83	0
55	MG	BP	201	1/1	0.92	0.18	65,65,65,65	0
55	MG	DA	1786	1/1	0.92	0.38	86,86,86,86	0
55	MG	DA	1616	1/1	0.92	0.35	100,100,100,100	0
55	MG	DA	1737	1/1	0.92	0.35	74,74,74,74	0
55	MG	CA	1674	1/1	0.92	0.33	102,102,102,102	0
55	MG	DA	1665	1/1	0.92	0.37	82,82,82,82	0
55	MG	BA	3013	1/1	0.92	0.26	74,74,74,74	0
55	MG	BA	3128	1/1	0.92	0.23	56,56,56,56	0
55	MG	AA	3128	1/1	0.92	0.38	56,56,56,56	0
55	MG	BA	3102	1/1	0.92	0.11	86,86,86,86	0
55	MG	BA	3315	1/1	0.92	0.17	91,91,91,91	0
55	MG	AA	3138	1/1	0.92	0.41	45,45,45,45	0
55	MG	BB	202	1/1	0.92	0.14	103,103,103,103	0
55	MG	AA	3269	1/1	0.92	0.50	55,55,55,55	0
55	MG	BA	3284	1/1	0.93	0.12	61,61,61,61	0
55	MG	CA	1638	1/1	0.93	0.42	108,108,108,108	0
55	MG	CA	1780	1/1	0.93	0.34	55,55,55,55	0
55	MG	CA	1669	1/1	0.93	0.23	70,70,70,70	0
55	MG	BA	3082	1/1	0.93	0.37	76,76,76,76	0
55	MG	AA	3387	1/1	0.93	0.64	80,80,80,80	0
55	MG	AA	3246	1/1	0.93	0.52	73,73,73,73	0
55	MG	AA	3314	1/1	0.93	0.52	80,80,80,80	0
55	MG	AA	3535	1/1	0.93	0.16	103,103,103,103	0
55	MG	AA	3180	1/1	0.93	0.52	64,64,64,64	0
55	MG	DA	1691	1/1	0.93	0.48	82,82,82,82	0
55	MG	BA	3130	1/1	0.93	0.24	44,44,44,44	0
55	MG	BA	3144	1/1	0.93	0.50	95,95,95,95	0
55	MG	AA	3228	1/1	0.93	0.46	79,79,79,79	0
55	MG	AA	3162	1/1	0.93	0.30	45,45,45,45	0
55	MG	DA	1620	1/1	0.93	0.30	85,85,85,85	0
55	MG	BA	3279	1/1	0.93	0.34	73,73,73,73	0
55	MG	BA	3178	1/1	0.93	0.27	62,62,62,62	0
55	MG	CA	1789	1/1	0.93	0.07	71,71,71,71	0
55	MG	AA	3149	1/1	0.93	0.37	57,57,57,57	0
55	MG	CA	1772	1/1	0.93	0.21	83,83,83,83	0
55	MG	DA	1692	1/1	0.93	0.40	81,81,81,81	0
55	MG	AA	3119	1/1	0.93	0.38	75,75,75,75	0
55	MG	AA	3147	1/1	0.93	0.54	89,89,89,89	0

Continued on next page...

Continued from previous page...

Mol	Type	Chain	Res	Atoms	RSCC	RSR	B-factors(Å ²)	Q<0.9
55	MG	AA	3281	1/1	0.93	0.45	74,74,74,74	0
55	MG	DA	1632	1/1	0.93	0.17	84,84,84,84	0
55	MG	CA	1680	1/1	0.93	0.31	79,79,79,79	0
55	MG	DA	1744	1/1	0.93	0.40	57,57,57,57	0
55	MG	BA	3206	1/1	0.93	0.26	98,98,98,98	0
55	MG	A7	102	1/1	0.93	0.46	68,68,68,68	0
55	MG	CA	1643	1/1	0.93	0.39	91,91,91,91	0
55	MG	BA	3214	1/1	0.93	0.27	77,77,77,77	0
55	MG	CA	1696	1/1	0.93	0.39	90,90,90,90	0
55	MG	BA	3148	1/1	0.93	0.23	91,91,91,91	0
55	MG	CA	1648	1/1	0.93	0.40	79,79,79,79	0
55	MG	BA	3220	1/1	0.93	0.32	40,40,40,40	0
55	MG	AA	3417	1/1	0.93	0.28	67,67,67,67	0
55	MG	AA	3232	1/1	0.93	0.66	104,104,104,104	0
55	MG	CA	1811	1/1	0.93	0.33	95,95,95,95	0
55	MG	AA	3330	1/1	0.93	0.34	60,60,60,60	0
55	MG	BA	3018	1/1	0.93	0.29	83,83,83,83	0
55	MG	AA	3459	1/1	0.93	0.28	81,81,81,81	0
55	MG	BA	3385	1/1	0.93	0.18	97,97,97,97	0
55	MG	BA	3146	1/1	0.93	0.24	86,86,86,86	0
55	MG	AA	3457	1/1	0.93	0.56	64,64,64,64	0
55	MG	B1	201	1/1	0.93	0.23	82,82,82,82	0
55	MG	DA	1701	1/1	0.93	0.52	80,80,80,80	0
55	MG	BA	3253	1/1	0.93	0.42	66,66,66,66	0
55	MG	BA	3250	1/1	0.93	0.24	58,58,58,58	0
55	MG	AA	3472	1/1	0.93	0.67	80,80,80,80	0
55	MG	AA	3045	1/1	0.93	0.49	54,54,54,54	0
55	MG	CA	1700	1/1	0.93	0.09	72,72,72,72	0
55	MG	CA	1740	1/1	0.93	0.38	72,72,72,72	0
55	MG	BA	3251	1/1	0.93	0.24	81,81,81,81	0
55	MG	CA	1732	1/1	0.93	0.33	69,69,69,69	0
55	MG	CA	1654	1/1	0.93	0.38	75,75,75,75	0
55	MG	AA	3059	1/1	0.93	0.42	80,80,80,80	0
55	MG	AA	3150	1/1	0.93	0.54	59,59,59,59	0
55	MG	AA	3248	1/1	0.93	0.51	74,74,74,74	0
55	MG	BA	3238	1/1	0.93	0.26	66,66,66,66	0
55	MG	BA	3183	1/1	0.93	0.19	80,80,80,80	0
55	MG	DA	1657	1/1	0.93	0.46	95,95,95,95	0
55	MG	AA	3544	1/1	0.93	0.37	63,63,63,63	0
55	MG	CA	1609	1/1	0.93	0.43	78,78,78,78	0
55	MG	AA	3530	1/1	0.93	0.39	79,79,79,79	0
55	MG	BA	3317	1/1	0.93	0.32	91,91,91,91	0

Continued on next page...

Continued from previous page...

Mol	Type	Chain	Res	Atoms	RSCC	RSR	B-factors(\AA^2)	Q<0.9
55	MG	AA	3229	1/1	0.93	0.20	89,89,89,89	0
55	MG	AA	3086	1/1	0.93	0.57	62,62,62,62	0
55	MG	AB	215	1/1	0.93	0.39	93,93,93,93	0
55	MG	CA	1820	1/1	0.93	0.43	88,88,88,88	0
55	MG	AA	3159	1/1	0.93	0.07	28,28,28,28	0
55	MG	CA	1807	1/1	0.93	0.38	64,64,64,64	0
55	MG	AA	3575	1/1	0.93	0.39	42,42,42,42	0
55	MG	AA	3239	1/1	0.94	0.45	60,60,60,60	0
55	MG	BA	3186	1/1	0.94	0.28	52,52,52,52	0
55	MG	AA	3157	1/1	0.94	0.45	39,39,39,39	0
55	MG	AA	3563	1/1	0.94	0.40	52,52,52,52	0
55	MG	AA	3032	1/1	0.94	0.32	65,65,65,65	0
55	MG	DA	1696	1/1	0.94	0.32	66,66,66,66	0
55	MG	AA	3403	1/1	0.94	0.28	91,91,91,91	0
55	MG	AA	3033	1/1	0.94	0.33	49,49,49,49	0
55	MG	AA	3569	1/1	0.94	0.31	60,60,60,60	0
55	MG	AA	3282	1/1	0.94	0.39	78,78,78,78	0
55	MG	BA	3365	1/1	0.94	0.38	90,90,90,90	0
55	MG	AA	3167	1/1	0.94	0.38	50,50,50,50	0
55	MG	CA	1746	1/1	0.94	0.25	98,98,98,98	0
55	MG	CA	1622	1/1	0.94	0.15	86,86,86,86	0
55	MG	BA	3160	1/1	0.94	0.30	82,82,82,82	0
55	MG	DA	1715	1/1	0.94	0.31	92,92,92,92	0
55	MG	AA	3389	1/1	0.94	0.55	72,72,72,72	0
55	MG	BA	3173	1/1	0.94	0.39	50,50,50,50	0
55	MG	BA	3511	1/1	0.94	0.21	68,68,68,68	0
55	MG	BA	3501	1/1	0.94	0.16	88,88,88,88	0
55	MG	BA	3071	1/1	0.94	0.29	78,78,78,78	0
55	MG	BA	3437	1/1	0.94	0.35	73,73,73,73	0
55	MG	AA	3244	1/1	0.94	0.44	45,45,45,45	0
55	MG	BA	3456	1/1	0.94	0.23	88,88,88,88	0
55	MG	DA	1729	1/1	0.94	0.46	84,84,84,84	0
55	MG	CA	1678	1/1	0.94	0.29	69,69,69,69	0
55	MG	AA	3054	1/1	0.94	0.29	62,62,62,62	0
55	MG	BA	3224	1/1	0.94	0.26	51,51,51,51	0
55	MG	CA	1673	1/1	0.94	0.40	76,76,76,76	0
55	MG	CA	1781	1/1	0.94	0.38	62,62,62,62	0
55	MG	AA	3546	1/1	0.94	0.25	74,74,74,74	0
55	MG	AA	3181	1/1	0.94	0.39	66,66,66,66	0
55	MG	CA	1801	1/1	0.94	0.24	84,84,84,84	0
55	MG	AA	3152	1/1	0.94	0.54	58,58,58,58	0
55	MG	AA	3226	1/1	0.94	0.30	77,77,77,77	0

Continued on next page...

Continued from previous page...

Mol	Type	Chain	Res	Atoms	RSCC	RSR	B-factors(\AA^2)	Q<0.9
55	MG	CA	1744	1/1	0.94	0.46	57,57,57,57	0
55	MG	BA	3272	1/1	0.94	0.38	81,81,81,81	0
55	MG	AA	3013	1/1	0.94	0.34	44,44,44,44	0
55	MG	AA	3460	1/1	0.94	0.26	106,106,106,106	0
56	PAR	DA	1805	42/42	0.94	0.21	46,59,73,84	0
55	MG	BA	3417	1/1	0.94	0.14	88,88,88,88	0
55	MG	BA	3514	1/1	0.94	0.34	51,51,51,51	0
55	MG	CA	1631	1/1	0.94	0.21	74,74,74,74	0
55	MG	AA	3621	1/1	0.94	0.46	91,91,91,91	0
55	MG	AA	3076	1/1	0.94	0.38	82,82,82,82	0
55	MG	DA	1675	1/1	0.94	0.39	60,60,60,60	0
55	MG	AA	3051	1/1	0.94	0.33	71,71,71,71	0
55	MG	AA	3058	1/1	0.94	0.29	64,64,64,64	0
55	MG	CA	1651	1/1	0.94	0.38	75,75,75,75	0
55	MG	AA	3179	1/1	0.94	0.29	53,53,53,53	0
55	MG	AA	3168	1/1	0.94	0.31	68,68,68,68	0
55	MG	CA	1602	1/1	0.94	0.17	74,74,74,74	0
55	MG	BA	3274	1/1	0.94	0.19	90,90,90,90	0
55	MG	AA	3114	1/1	0.94	0.50	56,56,56,56	0
55	MG	CA	1606	1/1	0.94	0.07	94,94,94,94	0
55	MG	AA	3570	1/1	0.94	0.39	41,41,41,41	0
55	MG	BA	3425	1/1	0.94	0.49	85,85,85,85	0
55	MG	AA	3047	1/1	0.94	0.26	60,60,60,60	0
55	MG	DA	1674	1/1	0.94	0.27	76,76,76,76	0
55	MG	BA	3143	1/1	0.94	0.21	63,63,63,63	0
55	MG	CA	1835	1/1	0.94	0.16	87,87,87,87	0
55	MG	BA	3022	1/1	0.94	0.23	75,75,75,75	0
55	MG	DA	1796	1/1	0.94	0.25	97,97,97,97	0
55	MG	BA	3418	1/1	0.94	0.17	73,73,73,73	0
55	MG	BA	3493	1/1	0.94	0.27	39,39,39,39	0
55	MG	BA	3194	1/1	0.94	0.38	70,70,70,70	0
55	MG	AA	3514	1/1	0.94	0.36	67,67,67,67	0
55	MG	CA	1699	1/1	0.94	0.11	63,63,63,63	0
55	MG	AA	3401	1/1	0.94	0.49	93,93,93,93	0
55	MG	BA	3491	1/1	0.94	0.10	49,49,49,49	0
55	MG	BA	3184	1/1	0.94	0.14	76,76,76,76	0
55	MG	BA	3171	1/1	0.94	0.24	63,63,63,63	0
55	MG	CA	1632	1/1	0.94	0.21	76,76,76,76	0
55	MG	AB	207	1/1	0.94	0.20	103,103,103,103	0
55	MG	AA	3520	1/1	0.94	0.27	68,68,68,68	0
55	MG	CA	1792	1/1	0.94	0.31	81,81,81,81	0
55	MG	AA	3324	1/1	0.94	0.24	92,92,92,92	0

Continued on next page...

Continued from previous page...

Mol	Type	Chain	Res	Atoms	RSCC	RSR	B-factors(\AA^2)	Q<0.9
55	MG	AA	3617	1/1	0.94	0.46	92,92,92,92	0
55	MG	CA	1618	1/1	0.94	0.28	94,94,94,94	0
55	MG	BA	3276	1/1	0.94	0.14	88,88,88,88	0
55	MG	AA	3517	1/1	0.94	0.20	66,66,66,66	0
55	MG	AA	3584	1/1	0.94	0.15	63,63,63,63	0
55	MG	BA	3292	1/1	0.94	0.36	51,51,51,51	0
55	MG	AA	3087	1/1	0.94	0.45	76,76,76,76	0
55	MG	DA	1610	1/1	0.94	0.24	97,97,97,97	0
55	MG	AA	3321	1/1	0.94	0.33	65,65,65,65	0
55	MG	BA	3152	1/1	0.94	0.19	73,73,73,73	0
55	MG	AA	3144	1/1	0.95	0.47	45,45,45,45	0
55	MG	BE	303	1/1	0.95	0.23	57,57,57,57	0
55	MG	AA	3471	1/1	0.95	0.45	85,85,85,85	0
55	MG	BA	3328	1/1	0.95	0.14	61,61,61,61	0
55	MG	DC	103	1/1	0.95	0.33	78,78,78,78	0
55	MG	DA	1704	1/1	0.95	0.49	87,87,87,87	0
55	MG	BA	3139	1/1	0.95	0.19	58,58,58,58	0
55	MG	AA	3578	1/1	0.95	0.39	50,50,50,50	0
55	MG	BA	3300	1/1	0.95	0.38	56,56,56,56	0
55	MG	AA	3085	1/1	0.95	0.41	34,34,34,34	0
55	MG	CA	1786	1/1	0.95	0.08	74,74,74,74	0
55	MG	CA	1840	1/1	0.95	0.32	69,69,69,69	0
55	MG	AB	203	1/1	0.95	0.42	69,69,69,69	0
55	MG	CA	1682	1/1	0.95	0.16	106,106,106,106	0
55	MG	AA	3052	1/1	0.95	0.29	73,73,73,73	0
55	MG	DA	1622	1/1	0.95	0.13	98,98,98,98	0
55	MG	A1	201	1/1	0.95	0.37	64,64,64,64	0
55	MG	DA	1644	1/1	0.95	0.31	82,82,82,82	0
55	MG	BA	3028	1/1	0.95	0.50	85,85,85,85	0
55	MG	AA	3137	1/1	0.95	0.12	51,51,51,51	0
55	MG	AA	3285	1/1	0.95	0.52	80,80,80,80	0
56	PAR	CA	1841	42/42	0.95	0.30	40,56,74,83	0
55	MG	AA	3011	1/1	0.95	0.37	37,37,37,37	0
55	MG	CA	1645	1/1	0.95	0.42	60,60,60,60	0
55	MG	AA	3037	1/1	0.95	0.35	69,69,69,69	0
55	MG	CA	1749	1/1	0.95	0.32	62,62,62,62	0
55	MG	DA	1646	1/1	0.95	0.27	65,65,65,65	0
55	MG	BA	3126	1/1	0.95	0.21	51,51,51,51	0
55	MG	BA	3265	1/1	0.95	0.46	86,86,86,86	0
55	MG	DA	1658	1/1	0.95	0.21	113,113,113,113	0
55	MG	DA	1670	1/1	0.95	0.36	49,49,49,49	0
55	MG	AA	3550	1/1	0.95	0.52	39,39,39,39	0

Continued on next page...

Continued from previous page...

Mol	Type	Chain	Res	Atoms	RSCC	RSR	B-factors(\AA^2)	Q<0.9
55	MG	BA	3006	1/1	0.95	0.09	47,47,47,47	0
55	MG	BA	3400	1/1	0.95	0.28	74,74,74,74	0
55	MG	CA	1763	1/1	0.95	0.44	81,81,81,81	0
55	MG	AA	3288	1/1	0.95	0.62	90,90,90,90	0
55	MG	AA	3066	1/1	0.95	0.53	48,48,48,48	0
55	MG	BA	3483	1/1	0.95	0.32	34,34,34,34	0
55	MG	BA	3325	1/1	0.95	0.42	50,50,50,50	0
55	MG	BA	3136	1/1	0.95	0.23	43,43,43,43	0
55	MG	CA	1708	1/1	0.95	0.42	45,45,45,45	0
55	MG	AA	3339	1/1	0.95	0.35	85,85,85,85	0
55	MG	BA	3230	1/1	0.95	0.19	68,68,68,68	0
55	MG	CA	1610	1/1	0.95	0.32	54,54,54,54	0
55	MG	AA	3090	1/1	0.95	0.30	45,45,45,45	0
55	MG	AA	3002	1/1	0.95	0.43	41,41,41,41	0
55	MG	BA	3428	1/1	0.95	0.11	89,89,89,89	0
55	MG	BA	3280	1/1	0.95	0.35	74,74,74,74	0
55	MG	AA	3036	1/1	0.95	0.21	39,39,39,39	0
55	MG	DA	1612	1/1	0.95	0.14	73,73,73,73	0
55	MG	BA	3242	1/1	0.95	0.35	62,62,62,62	0
55	MG	AA	3044	1/1	0.95	0.41	52,52,52,52	0
55	MG	AA	3041	1/1	0.95	0.33	66,66,66,66	0
55	MG	AA	3528	1/1	0.95	0.49	76,76,76,76	0
55	MG	BA	3319	1/1	0.95	0.43	68,68,68,68	0
55	MG	BA	3149	1/1	0.95	0.23	72,72,72,72	0
55	MG	AA	3551	1/1	0.95	0.31	69,69,69,69	0
55	MG	BA	3244	1/1	0.95	0.34	54,54,54,54	0
55	MG	AA	3257	1/1	0.95	0.42	79,79,79,79	0
55	MG	BA	3261	1/1	0.95	0.37	65,65,65,65	0
55	MG	AA	3581	1/1	0.95	0.12	36,36,36,36	0
55	MG	AA	3590	1/1	0.95	0.31	81,81,81,81	0
55	MG	BA	3060	1/1	0.95	0.17	51,51,51,51	0
55	MG	AA	3040	1/1	0.95	0.31	68,68,68,68	0
55	MG	DA	1690	1/1	0.95	0.41	92,92,92,92	0
55	MG	BA	3080	1/1	0.95	0.20	72,72,72,72	0
55	MG	AA	3106	1/1	0.95	0.35	69,69,69,69	0
55	MG	AA	3312	1/1	0.95	0.46	76,76,76,76	0
55	MG	AA	3477	1/1	0.95	0.60	86,86,86,86	0
55	MG	BB	211	1/1	0.95	0.31	71,71,71,71	0
55	MG	BA	3053	1/1	0.95	0.36	65,65,65,65	0
55	MG	A0	201	1/1	0.95	0.21	62,62,62,62	0
55	MG	BA	3197	1/1	0.95	0.11	76,76,76,76	0
55	MG	BA	3314	1/1	0.95	0.29	71,71,71,71	0

Continued on next page...

Continued from previous page...

Mol	Type	Chain	Res	Atoms	RSCC	RSR	B-factors(\AA^2)	Q<0.9
55	MG	AA	3143	1/1	0.95	0.38	35,35,35,35	0
55	MG	BA	3157	1/1	0.95	0.42	93,93,93,93	0
55	MG	AA	3213	1/1	0.95	0.46	59,59,59,59	0
55	MG	BA	3486	1/1	0.95	0.24	30,30,30,30	0
55	MG	BA	3129	1/1	0.95	0.24	41,41,41,41	0
55	MG	CC	106	1/1	0.95	0.21	92,92,92,92	0
55	MG	BA	3181	1/1	0.95	0.15	49,49,49,49	0
55	MG	AA	3343	1/1	0.95	0.35	74,74,74,74	0
55	MG	AA	3243	1/1	0.95	0.39	51,51,51,51	0
55	MG	DA	1656	1/1	0.95	0.37	99,99,99,99	0
55	MG	AA	3591	1/1	0.95	0.18	74,74,74,74	0
55	MG	AA	3318	1/1	0.96	0.29	92,92,92,92	0
55	MG	CA	1650	1/1	0.96	0.40	73,73,73,73	0
55	MG	AA	3068	1/1	0.96	0.36	72,72,72,72	0
55	MG	BA	3283	1/1	0.96	0.23	43,43,43,43	0
55	MG	AA	3577	1/1	0.96	0.19	52,52,52,52	0
55	MG	BA	3166	1/1	0.96	0.32	40,40,40,40	0
55	MG	BA	3484	1/1	0.96	0.25	65,65,65,65	0
55	MG	AA	3573	1/1	0.96	0.34	31,31,31,31	0
55	MG	BA	3182	1/1	0.96	0.17	47,47,47,47	0
55	MG	BA	3430	1/1	0.96	0.08	89,89,89,89	0
55	MG	CA	1627	1/1	0.96	0.25	65,65,65,65	0
55	MG	AA	3095	1/1	0.96	0.29	89,89,89,89	0
55	MG	AA	3142	1/1	0.96	0.22	71,71,71,71	0
55	MG	AA	3057	1/1	0.96	0.41	66,66,66,66	0
55	MG	AA	3209	1/1	0.96	0.37	81,81,81,81	0
55	MG	BA	3324	1/1	0.96	0.38	75,75,75,75	0
55	MG	DA	1706	1/1	0.96	0.61	90,90,90,90	0
55	MG	AA	3202	1/1	0.96	0.29	46,46,46,46	0
55	MG	AA	3484	1/1	0.96	0.21	44,44,44,44	0
55	MG	AA	3161	1/1	0.96	0.33	42,42,42,42	0
55	MG	AA	3034	1/1	0.96	0.40	52,52,52,52	0
55	MG	DA	1643	1/1	0.96	0.39	81,81,81,81	0
55	MG	AA	3166	1/1	0.96	0.38	53,53,53,53	0
55	MG	BA	3403	1/1	0.96	0.19	77,77,77,77	0
55	MG	DA	1742	1/1	0.96	0.26	82,82,82,82	0
55	MG	BA	3200	1/1	0.96	0.38	65,65,65,65	0
55	MG	BA	3097	1/1	0.96	0.25	60,60,60,60	0
55	MG	AA	3247	1/1	0.96	0.42	74,74,74,74	0
55	MG	AA	3534	1/1	0.96	0.43	49,49,49,49	0
55	MG	CA	1836	1/1	0.96	0.26	71,71,71,71	0
55	MG	CA	1601	1/1	0.96	0.19	56,56,56,56	0

Continued on next page...

Continued from previous page...

Mol	Type	Chain	Res	Atoms	RSCC	RSR	B-factors(Å ²)	Q<0.9
55	MG	BA	3492	1/1	0.96	0.28	47,47,47,47	0
55	MG	BA	3352	1/1	0.96	0.42	102,102,102,102	0
55	MG	BA	3137	1/1	0.96	0.30	48,48,48,48	0
55	MG	AA	3175	1/1	0.96	0.20	45,45,45,45	0
55	MG	AA	3123	1/1	0.96	0.42	52,52,52,52	0
55	MG	AA	3124	1/1	0.96	0.51	47,47,47,47	0
55	MG	AA	3006	1/1	0.96	0.54	46,46,46,46	0
55	MG	BA	3123	1/1	0.96	0.13	77,77,77,77	0
55	MG	AA	3567	1/1	0.96	0.25	39,39,39,39	0
55	MG	CA	1702	1/1	0.96	0.09	71,71,71,71	0
55	MG	AA	3115	1/1	0.96	0.55	70,70,70,70	0
55	MG	AA	3010	1/1	0.96	0.39	47,47,47,47	0
55	MG	AA	3177	1/1	0.96	0.46	46,46,46,46	0
55	MG	AA	3001	1/1	0.96	0.45	44,44,44,44	0
55	MG	BA	3208	1/1	0.96	0.24	57,57,57,57	0
55	MG	AA	3220	1/1	0.96	0.41	70,70,70,70	0
55	MG	BA	3159	1/1	0.96	0.23	83,83,83,83	0
55	MG	AA	3074	1/1	0.96	0.51	68,68,68,68	0
55	MG	DA	1721	1/1	0.96	0.36	71,71,71,71	0
55	MG	BA	3409	1/1	0.96	0.30	71,71,71,71	0
55	MG	AA	3606	1/1	0.96	0.53	61,61,61,61	0
55	MG	AA	3111	1/1	0.96	0.51	36,36,36,36	0
55	MG	DC	105	1/1	0.96	0.38	75,75,75,75	0
55	MG	AA	3267	1/1	0.96	0.36	62,62,62,62	0
55	MG	AA	3597	1/1	0.96	0.17	91,91,91,91	0
55	MG	BA	3229	1/1	0.96	0.32	50,50,50,50	0
55	MG	AA	3434	1/1	0.96	0.50	44,44,44,44	0
55	MG	AA	3005	1/1	0.96	0.30	25,25,25,25	0
55	MG	BA	3497	1/1	0.96	0.23	63,63,63,63	0
55	MG	AA	3266	1/1	0.96	0.47	49,49,49,49	0
55	MG	AA	3061	1/1	0.96	0.26	79,79,79,79	0
55	MG	AA	3015	1/1	0.96	0.40	44,44,44,44	0
55	MG	BA	3222	1/1	0.96	0.18	54,54,54,54	0
55	MG	BA	3219	1/1	0.96	0.25	48,48,48,48	0
55	MG	BA	3231	1/1	0.96	0.24	47,47,47,47	0
55	MG	DA	1676	1/1	0.96	0.43	82,82,82,82	0
55	MG	BA	3100	1/1	0.96	0.24	66,66,66,66	0
55	MG	AA	3600	1/1	0.96	0.45	74,74,74,74	0
55	MG	AA	3028	1/1	0.96	0.38	54,54,54,54	0
55	MG	B5	101	1/1	0.96	0.20	61,61,61,61	0
55	MG	BA	3275	1/1	0.96	0.38	52,52,52,52	0
55	MG	CA	1657	1/1	0.96	0.32	63,63,63,63	0

Continued on next page...

Continued from previous page...

Mol	Type	Chain	Res	Atoms	RSCC	RSR	B-factors(Å ²)	Q<0.9
55	MG	BA	3217	1/1	0.96	0.30	39,39,39,39	0
55	MG	AA	3020	1/1	0.96	0.24	39,39,39,39	0
55	MG	BA	3288	1/1	0.96	0.22	98,98,98,98	0
55	MG	AA	3574	1/1	0.96	0.34	54,54,54,54	0
55	MG	AA	3151	1/1	0.96	0.45	58,58,58,58	0
55	MG	AA	3029	1/1	0.96	0.20	46,46,46,46	0
55	MG	BA	3141	1/1	0.96	0.23	72,72,72,72	0
55	MG	CA	1607	1/1	0.96	0.41	93,93,93,93	0
55	MG	BA	3158	1/1	0.96	0.21	70,70,70,70	0
55	MG	CA	1825	1/1	0.96	0.07	114,114,114,114	0
55	MG	BA	3052	1/1	0.96	0.29	58,58,58,58	0
55	MG	AA	3284	1/1	0.96	0.43	81,81,81,81	0
55	MG	BA	3014	1/1	0.96	0.26	72,72,72,72	0
55	MG	BA	3481	1/1	0.96	0.26	49,49,49,49	0
55	MG	BA	3001	1/1	0.96	0.30	64,64,64,64	0
55	MG	BA	3236	1/1	0.96	0.43	41,41,41,41	0
55	MG	CA	1620	1/1	0.96	0.19	74,74,74,74	0
55	MG	AA	3368	1/1	0.96	0.48	90,90,90,90	0
55	MG	AA	3049	1/1	0.96	0.36	80,80,80,80	0
55	MG	DA	1672	1/1	0.96	0.32	63,63,63,63	0
55	MG	AA	3283	1/1	0.96	0.38	91,91,91,91	0
55	MG	AA	3571	1/1	0.96	0.19	52,52,52,52	0
55	MG	BA	3059	1/1	0.96	0.26	50,50,50,50	0
55	MG	BA	3154	1/1	0.96	0.14	46,46,46,46	0
55	MG	AA	3462	1/1	0.97	0.33	85,85,85,85	0
55	MG	AA	3127	1/1	0.97	0.37	53,53,53,53	0
55	MG	BA	3485	1/1	0.97	0.28	46,46,46,46	0
55	MG	BA	3012	1/1	0.97	0.32	63,63,63,63	0
55	MG	AA	3178	1/1	0.97	0.17	54,54,54,54	0
55	MG	CC	105	1/1	0.97	0.22	105,105,105,105	0
55	MG	AA	3614	1/1	0.97	0.55	78,78,78,78	0
55	MG	AA	3450	1/1	0.97	0.46	72,72,72,72	0
55	MG	AA	3153	1/1	0.97	0.26	48,48,48,48	0
55	MG	CA	1667	1/1	0.97	0.27	77,77,77,77	0
55	MG	BD	301	1/1	0.97	0.20	39,39,39,39	0
55	MG	DA	1653	1/1	0.97	0.24	96,96,96,96	0
55	MG	AA	3018	1/1	0.97	0.36	43,43,43,43	0
55	MG	BA	3002	1/1	0.97	0.22	66,66,66,66	0
55	MG	AA	3008	1/1	0.97	0.37	44,44,44,44	0
55	MG	AA	3476	1/1	0.97	0.63	79,79,79,79	0
55	MG	AA	3566	1/1	0.97	0.29	27,27,27,27	0
55	MG	AA	3025	1/1	0.97	0.39	40,40,40,40	0

Continued on next page...

Continued from previous page...

Mol	Type	Chain	Res	Atoms	RSCC	RSR	B-factors(\AA^2)	Q<0.9
55	MG	CA	1664	1/1	0.97	0.13	47,47,47,47	0
55	MG	BA	3140	1/1	0.97	0.26	42,42,42,42	0
55	MG	AA	3021	1/1	0.97	0.30	42,42,42,42	0
55	MG	AA	3101	1/1	0.97	0.32	79,79,79,79	0
55	MG	BA	3133	1/1	0.97	0.22	50,50,50,50	0
55	MG	AA	3230	1/1	0.97	0.10	34,34,34,34	0
55	MG	AA	3541	1/1	0.97	0.24	48,48,48,48	0
55	MG	BA	3016	1/1	0.97	0.07	56,56,56,56	0
55	MG	DA	1652	1/1	0.97	0.17	85,85,85,85	0
55	MG	BA	3515	1/1	0.97	0.21	59,59,59,59	0
55	MG	AA	3568	1/1	0.97	0.24	49,49,49,49	0
55	MG	BA	3517	1/1	0.97	0.21	61,61,61,61	0
55	MG	AA	3098	1/1	0.97	0.40	81,81,81,81	0
55	MG	BA	3167	1/1	0.97	0.29	59,59,59,59	0
55	MG	AE	302	1/1	0.97	0.41	45,45,45,45	0
55	MG	BA	3489	1/1	0.97	0.40	68,68,68,68	0
55	MG	CA	1796	1/1	0.97	0.44	82,82,82,82	0
55	MG	BA	3255	1/1	0.97	0.37	52,52,52,52	0
55	MG	BA	3227	1/1	0.97	0.37	50,50,50,50	0
55	MG	CA	1604	1/1	0.97	0.34	77,77,77,77	0
55	MG	AA	3608	1/1	0.97	0.27	41,41,41,41	0
55	MG	BA	3017	1/1	0.97	0.34	50,50,50,50	0
55	MG	DA	1724	1/1	0.97	0.45	72,72,72,72	0
55	MG	AA	3083	1/1	0.97	0.39	34,34,34,34	0
55	MG	BA	3011	1/1	0.97	0.29	65,65,65,65	0
55	MG	CA	1658	1/1	0.97	0.43	50,50,50,50	0
55	MG	AA	3516	1/1	0.97	0.31	76,76,76,76	0
55	MG	AA	3084	1/1	0.97	0.26	43,43,43,43	0
55	MG	DA	1638	1/1	0.97	0.25	74,74,74,74	0
55	MG	DA	1648	1/1	0.97	0.10	69,69,69,69	0
55	MG	AA	3116	1/1	0.97	0.47	37,37,37,37	0
55	MG	AA	3233	1/1	0.97	0.30	55,55,55,55	0
55	MG	AA	3070	1/1	0.97	0.31	68,68,68,68	0
55	MG	BA	3295	1/1	0.97	0.17	58,58,58,58	0
55	MG	AA	3113	1/1	0.97	0.50	49,49,49,49	0
55	MG	BA	3062	1/1	0.97	0.26	110,110,110,110	0
55	MG	DA	1617	1/1	0.97	0.28	102,102,102,102	0
55	MG	AB	210	1/1	0.97	0.38	65,65,65,65	0
55	MG	AA	3204	1/1	0.97	0.31	44,44,44,44	0
55	MG	AA	3019	1/1	0.97	0.29	55,55,55,55	0
55	MG	DA	1705	1/1	0.97	0.35	97,97,97,97	0
55	MG	AA	3174	1/1	0.97	0.41	40,40,40,40	0

Continued on next page...

Continued from previous page...

Mol	Type	Chain	Res	Atoms	RSCC	RSR	B-factors(Å ²)	Q<0.9
55	MG	DA	1673	1/1	0.97	0.12	88,88,88,88	0
55	MG	AA	3400	1/1	0.97	0.47	39,39,39,39	0
55	MG	BA	3135	1/1	0.97	0.33	52,52,52,52	0
55	MG	BA	3248	1/1	0.97	0.22	54,54,54,54	0
57	ZN	DQ	101	1/1	0.97	0.17	118,118,118,118	0
55	MG	AA	3352	1/1	0.97	0.35	52,52,52,52	0
55	MG	BA	3218	1/1	0.97	0.35	51,51,51,51	0
55	MG	AA	3205	1/1	0.97	0.35	55,55,55,55	0
55	MG	AA	3133	1/1	0.97	0.51	46,46,46,46	0
55	MG	AA	3192	1/1	0.97	0.35	63,63,63,63	0
55	MG	DC	102	1/1	0.97	0.16	74,74,74,74	0
55	MG	DA	1723	1/1	0.97	0.32	83,83,83,83	0
55	MG	AA	3607	1/1	0.97	0.36	44,44,44,44	0
55	MG	AA	3427	1/1	0.97	0.38	82,82,82,82	0
55	MG	BA	3490	1/1	0.97	0.25	52,52,52,52	0
55	MG	BA	3179	1/1	0.97	0.34	61,61,61,61	0
55	MG	AA	3082	1/1	0.97	0.38	50,50,50,50	0
55	MG	AA	3306	1/1	0.97	0.40	65,65,65,65	0
55	MG	BA	3239	1/1	0.97	0.24	80,80,80,80	0
55	MG	CA	1777	1/1	0.97	0.35	92,92,92,92	0
55	MG	CA	1605	1/1	0.97	0.27	86,86,86,86	0
55	MG	AA	3046	1/1	0.98	0.14	57,57,57,57	0
55	MG	BA	3127	1/1	0.98	0.38	55,55,55,55	0
55	MG	DA	1654	1/1	0.98	0.41	92,92,92,92	0
55	MG	BA	3169	1/1	0.98	0.25	56,56,56,56	0
55	MG	CA	1619	1/1	0.98	0.26	59,59,59,59	0
55	MG	AA	3026	1/1	0.98	0.24	40,40,40,40	0
55	MG	BA	3412	1/1	0.98	0.41	50,50,50,50	0
55	MG	AA	3565	1/1	0.98	0.37	53,53,53,53	0
55	MG	AA	3112	1/1	0.98	0.59	45,45,45,45	0
55	MG	AA	3141	1/1	0.98	0.35	50,50,50,50	0
55	MG	BA	3264	1/1	0.98	0.25	59,59,59,59	0
55	MG	BA	3211	1/1	0.98	0.25	57,57,57,57	0
55	MG	BA	3221	1/1	0.98	0.25	37,37,37,37	0
55	MG	AA	3154	1/1	0.98	0.44	52,52,52,52	0
55	MG	BA	3285	1/1	0.98	0.19	45,45,45,45	0
55	MG	AA	3576	1/1	0.98	0.47	46,46,46,46	0
55	MG	BA	3168	1/1	0.98	0.21	60,60,60,60	0
55	MG	BA	3225	1/1	0.98	0.20	78,78,78,78	0
55	MG	AA	3130	1/1	0.98	0.22	67,67,67,67	0
55	MG	BA	3488	1/1	0.98	0.14	59,59,59,59	0
55	MG	AA	3539	1/1	0.98	0.30	49,49,49,49	0

Continued on next page...

Continued from previous page...

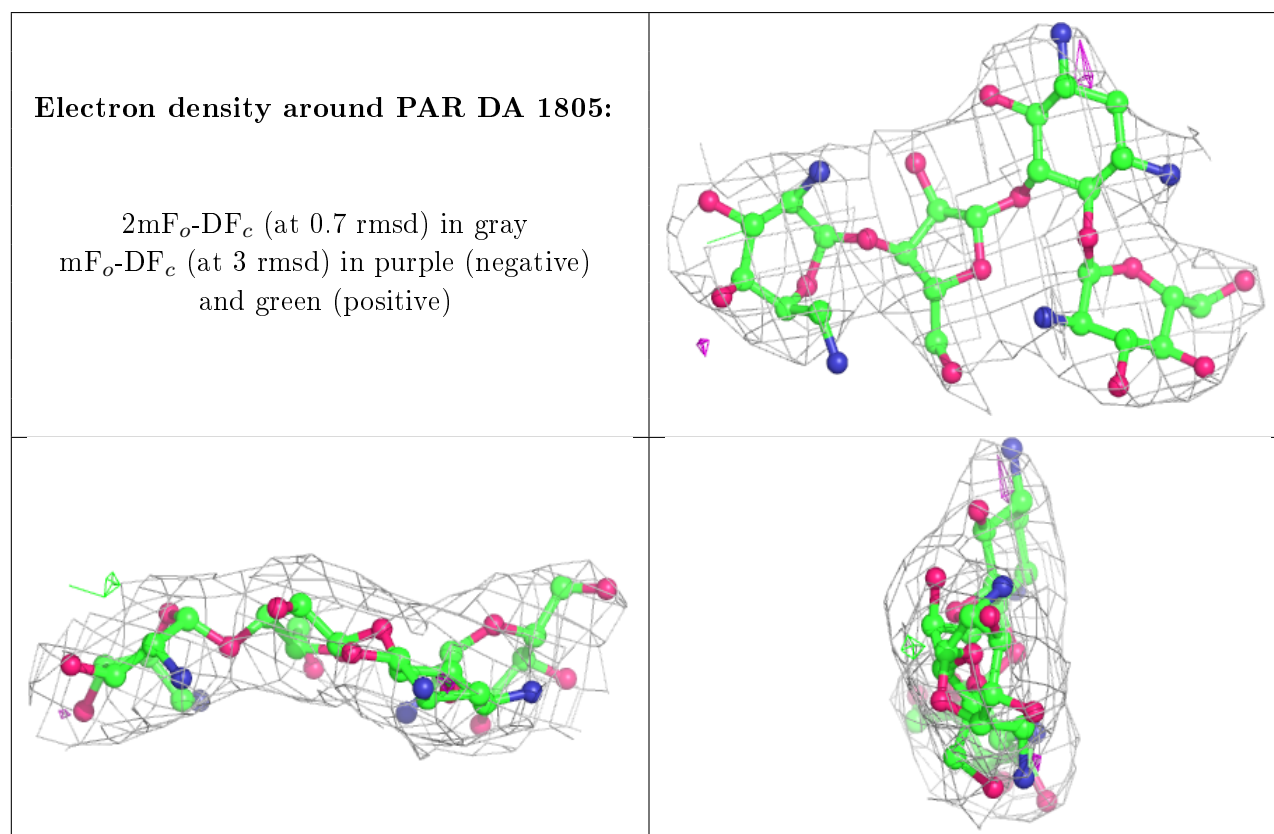
Mol	Type	Chain	Res	Atoms	RSCC	RSR	B-factors(\AA^2)	Q<0.9
55	MG	BA	3131	1/1	0.98	0.17	49,49,49,49	0
55	MG	AA	3022	1/1	0.98	0.27	49,49,49,49	0
55	MG	CA	1642	1/1	0.98	0.32	69,69,69,69	0
55	MG	AA	3023	1/1	0.98	0.55	56,56,56,56	0
55	MG	DA	1609	1/1	0.98	0.23	116,116,116,116	0
57	ZN	CG	303	1/1	0.98	0.34	95,95,95,95	0
55	MG	AA	3160	1/1	0.98	0.30	32,32,32,32	0
55	MG	BA	3009	1/1	0.98	0.25	48,48,48,48	0
55	MG	DA	1689	1/1	0.98	0.33	72,72,72,72	0
55	MG	AA	3024	1/1	0.98	0.39	45,45,45,45	0
55	MG	AA	3538	1/1	0.98	0.32	36,36,36,36	0
55	MG	BA	3156	1/1	0.98	0.40	87,87,87,87	0
55	MG	CA	1660	1/1	0.98	0.38	64,64,64,64	0
55	MG	BA	3237	1/1	0.98	0.21	47,47,47,47	0
55	MG	BA	3210	1/1	0.98	0.37	55,55,55,55	0
55	MG	BA	3145	1/1	0.98	0.36	53,53,53,53	0
55	MG	AA	3549	1/1	0.98	0.54	50,50,50,50	0
55	MG	AA	3579	1/1	0.98	0.29	39,39,39,39	0
55	MG	BA	3138	1/1	0.98	0.30	52,52,52,52	0
55	MG	AA	3455	1/1	0.98	0.46	49,49,49,49	0
55	MG	CA	1603	1/1	0.98	0.20	73,73,73,73	0
55	MG	AA	3030	1/1	0.98	0.31	45,45,45,45	0
55	MG	AA	3139	1/1	0.98	0.29	54,54,54,54	0
55	MG	AA	3203	1/1	0.98	0.47	65,65,65,65	0
55	MG	BA	3482	1/1	0.98	0.19	65,65,65,65	0
55	MG	AA	3016	1/1	0.98	0.31	48,48,48,48	0
55	MG	BA	3010	1/1	0.98	0.24	68,68,68,68	0
55	MG	AA	3327	1/1	0.98	0.52	84,84,84,84	0
55	MG	BA	3286	1/1	0.98	0.24	85,85,85,85	0
55	MG	AA	3017	1/1	0.98	0.47	64,64,64,64	0
55	MG	AA	3436	1/1	0.98	0.46	66,66,66,66	0
55	MG	AA	3003	1/1	0.98	0.48	64,64,64,64	0
55	MG	BA	3134	1/1	0.98	0.28	63,63,63,63	0
55	MG	AA	3125	1/1	0.98	0.42	55,55,55,55	0
55	MG	BA	3241	1/1	0.98	0.36	52,52,52,52	0
55	MG	AA	3004	1/1	0.98	0.39	40,40,40,40	0
55	MG	CA	1634	1/1	0.99	0.32	60,60,60,60	0
55	MG	CA	1641	1/1	0.99	0.23	65,65,65,65	0
55	MG	AA	3007	1/1	0.99	0.28	42,42,42,42	0
55	MG	AA	3035	1/1	0.99	0.30	45,45,45,45	0
57	ZN	CQ	103	1/1	0.99	0.13	144,144,144,144	0
55	MG	BA	3232	1/1	0.99	0.27	55,55,55,55	0

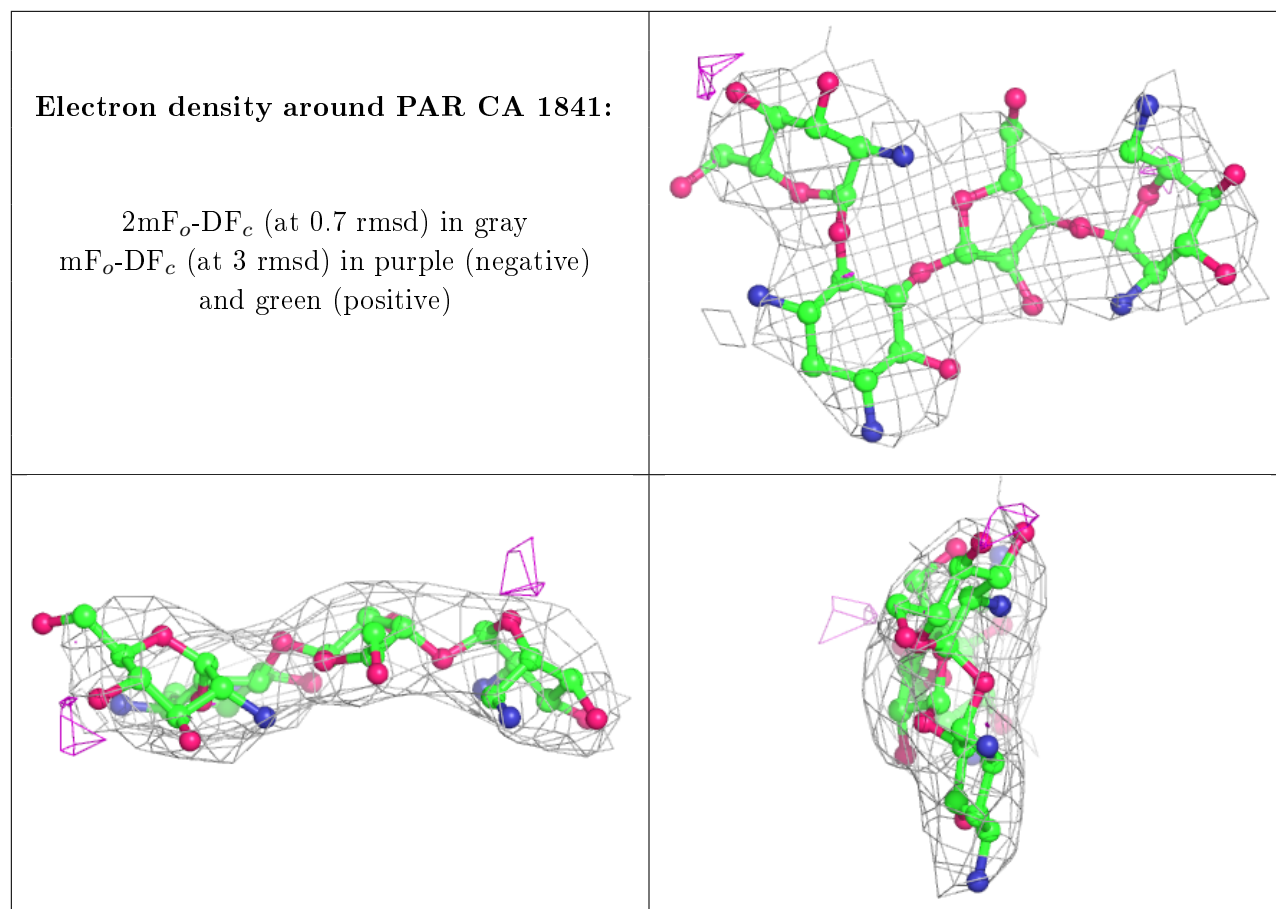
Continued on next page...

Continued from previous page...

Mol	Type	Chain	Res	Atoms	RSCC	RSR	B-factors(\AA^2)	Q<0.9
55	MG	BA	3216	1/1	0.99	0.28	56,56,56,56	0
55	MG	AA	3027	1/1	0.99	0.36	45,45,45,45	0
55	MG	BA	3268	1/1	0.99	0.15	59,59,59,59	0
55	MG	AA	3012	1/1	0.99	0.38	40,40,40,40	0
55	MG	DA	1649	1/1	0.99	0.29	93,93,93,93	0
55	MG	DA	1647	1/1	0.99	0.18	71,71,71,71	0
57	ZN	DG	303	1/1	0.99	0.29	134,134,134,134	0
55	MG	BA	3215	1/1	0.99	0.32	66,66,66,66	0
55	MG	AA	3610	1/1	0.99	0.19	46,46,46,46	0
55	MG	AA	3110	1/1	0.99	0.16	40,40,40,40	0
55	MG	BA	3132	1/1	0.99	0.25	54,54,54,54	0

The following is a graphical depiction of the model fit to experimental electron density of all instances of the Ligand of Interest. In addition, ligands with molecular weight > 250 and outliers as shown on the geometry validation Tables will also be included. Each fit is shown from different orientation to approximate a three-dimensional view.





6.5 Other polymers [i](#)

There are no such residues in this entry.