



Full wwPDB EM Validation Report ⓘ

Nov 20, 2022 – 07:21 am GMT

PDB ID : 4V8M
EMDB ID : EMD-2239
Title : High-resolution cryo-electron microscopy structure of the Trypanosoma brucei ribosome
Authors : Hashem, Y.; des Georges, A.; Fu, J.; Buss, S.N.; Jossinet, F.; Jobe, A.; Zhang, Q.; Liao, H.Y.; Grassucci, R.A.; Bajaj, C.; Westhof, E.; Madison-Antenucci, S.; Frank, J.
Deposited on : 2012-12-09
Resolution : 5.57 Å (reported)
Based on initial models : 3IZ7, 3IZ9, 3U5I, 3U5H, 4A19, 3U5D, 4A1A, 3U5E, 3U5F, 3U5G, 3U5B, 4A1B, 4A1C, 4A18, 3U5C, 4A17, 4A1E, 2XZN, 4A1D, 3IZR, 2XZM, 3IZ6

This is a Full wwPDB EM Validation Report for a publicly released PDB entry.

We welcome your comments at validation@mail.wwpdb.org

A user guide is available at

<https://www.wwpdb.org/validation/2017/EMValidationReportHelp>

with specific help available everywhere you see the ⓘ symbol.

The types of validation reports are described at

<http://www.wwpdb.org/validation/2017/FAQs#types>.

The following versions of software and data (see [references ⓘ](#)) were used in the production of this report:

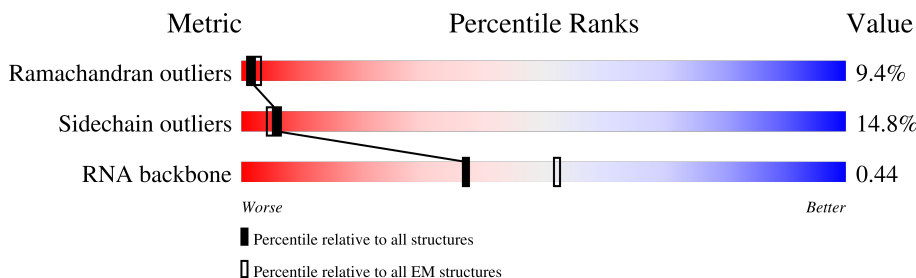
EMDB validation analysis : 0.0.1.dev43
MolProbity : 4.02b-467
Percentile statistics : 20191225.v01 (using entries in the PDB archive December 25th 2019)
MapQ : 1.9.9
Ideal geometry (proteins) : Engh & Huber (2001)
Ideal geometry (DNA, RNA) : Parkinson et al. (1996)
Validation Pipeline (wwPDB-VP) : 2.31.2

1 Overall quality at a glance

The following experimental techniques were used to determine the structure:
ELECTRON MICROSCOPY

The reported resolution of this entry is 5.57 Å.

Percentile scores (ranging between 0-100) for global validation metrics of the entry are shown in the following graphic. The table shows the number of entries on which the scores are based.



Metric	Whole archive (#Entries)	EM structures (#Entries)
Ramachandran outliers	154571	4023
Sidechain outliers	154315	3826
RNA backbone	4643	859

The table below summarises the geometric issues observed across the polymeric chains and their fit to the map. The red, orange, yellow and green segments of the bar indicate the fraction of residues that contain outliers for ≥ 3 , 2, 1 and 0 types of geometric quality criteria respectively. A grey segment represents the fraction of residues that are not modelled. The numeric value for each fraction is indicated below the corresponding segment, with a dot representing fractions $\leq 5\%$. The upper red bar (where present) indicates the fraction of residues that have poor fit to the EM map (all-atom inclusion $< 40\%$). The numeric value is given above the bar.

Mol	Chain	Length	Quality of chain
1	A0	256	
2	A1	273	
3	A2	190	
4	A3	250	
5	A4	202	
6	A5	220	
7	A6	190	
8	A7	318	

Continued on next page...

Continued from previous page...

Mol	Chain	Length	Quality of chain
9	A8	57	60% 54% 14% 26%
10	A9	153	35% 33% 7% 57%
11	AC	277	13% 47% 19% 6% 26%
12	AD	172	38% 39% 16% 5% 40%
13	AE	174	57% 57% 24% 8% 8%
14	AF	144	83% 74% 8% 16%
15	AG	151	34% 58% 27% 7% 7%
16	AH	144	47% 61% 20% 5% 12%
17	AI	152	60% 68% 14% 5% 12%
18	AJ	130	38% 68% 25% 5%
19	AK	149	65% 66% 23% 7%
20	AL	142	27% 61% 25% 11%
21	AM	153	66% 67% 22% 10%
22	AO	167	32% 62% 19% 7% 11%
23	AP	266	17% 55% 22% 7% 16%
24	AQ	117	48% 66% 14% 9% 10%
25	AR	194	9% 22% 13% 6% 58%
26	AS	143	50% 72% 20% 7%
27	AT	137	20% 53% 28% 9% 6%
28	AU	113	43% 57% 18% 24%
29	AV	111	68% 58% 24% 5% 9%
30	AW	86	16% 58% 27% 12%
31	AX	214	55% 70% 22%
32	AY	66	33% 56% 27% 14%
33	AZ	103	25% 48% 16% 34%

Continued on next page...

Continued from previous page...

Mol	Chain	Length	Quality of chain
34	BA	1847	
35	BB	1465	
36	BC	169	
37	BD	119	
38	BE	210	
39	BF	73	
40	BG	182	
41	BH	135	
42	BI	193	
43	BJ	214	
44	BK	213	
45	BL	194	
46	BM	164	
47	BN	218	
48	BO	222	
49	BP	189	
50	BQ	221	
51	BR	166	
52	BS	179	
53	BT	260	
54	BU	159	
55	BV	130	
56	BW	139	
57	BX	164	
58	BY	125	

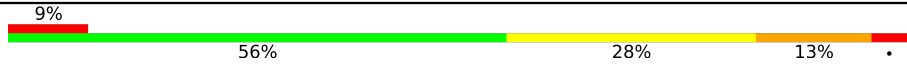
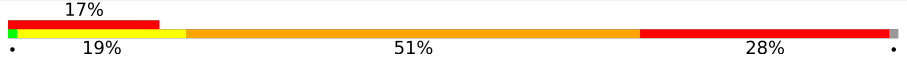
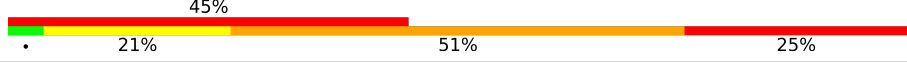
Continued on next page...

Continued from previous page...

Mol	Chain	Length	Quality of chain
59	BZ	143	9% 56% 23% 6% 13%
60	Ba	133	20% 56% 30% 13%
61	Bb	145	23% 58% 29% 12%
62	Bc	146	10% 43% 34% 15%
63	Bd	71	31% 59% 27% 11%
64	Be	260	27% 45% 20% 6% 28%
65	Bf	429	28% 55% 30% 10%
66	Bg	105	5% 61% 25% 5% 9%
67	Bh	188	29% 59% 27% 13%
68	Bi	132	35% 63% 23% 11%
69	Bj	170	45% 62% 19% 11% 5%
70	Bk	127	14% 32% 22% 9% 34%
71	Bl	149	28% 42% 22% 9% 5% 22%
72	Bm	109	17% 50% 34% 9% 5%
73	Bn	84	15% 49% 33% 14%
74	Bo	93	24% 46% 38% 13%
75	Bp	82	11% 59% 34% 5%
76	Bq	51	31% 53% 27% 14%
77	Br	374	16% 54% 32% 11%
78	Bs	128	5% 25% 12% 59%
79	Bt	106	17% 61% 24% 13%
80	Bu	308	16% 58% 28% 8%
81	Bv	192	14% 53% 19% 9% 18%
82	Bw	257	23% 62% 27% 8%
83	Bx	276	18% 57% 22% 7% 13%

Continued on next page...

Continued from previous page...

Mol	Chain	Length	Quality of chain
84	By	189	
85	AA	2251	
86	AB	73	

2 Entry composition [i](#)

There are 86 unique types of molecules in this entry. The entry contains 232955 atoms, of which 0 are hydrogens and 0 are deuteriums.

In the tables below, the AltConf column contains the number of residues with at least one atom in alternate conformation and the Trace column contains the number of residues modelled with at most 2 atoms.

- Molecule 1 is a protein called 40S RIBOSOMAL PROTEIN S3A, PUTATIVE.

Mol	Chain	Residues	Atoms					AltConf	Trace
			Total	C	N	O	S		
1	A0	219	1782	1124	337	313	8	0	1

- Molecule 2 is a protein called 40S RIBOSOMAL PROTEIN S4, PUTATIVE.

Mol	Chain	Residues	Atoms					AltConf	Trace
			Total	C	N	O	S		
2	A1	248	1940	1232	360	339	9	0	1

- Molecule 3 is a protein called 40S RIBOSOMAL PROTEIN S5, PUTATIVE.

Mol	Chain	Residues	Atoms					AltConf	Trace
			Total	C	N	O	S		
3	A2	187	1484	928	286	265	5	0	0

- Molecule 4 is a protein called 40S RIBOSOMAL PROTEIN S6.

Mol	Chain	Residues	Atoms					AltConf	Trace
			Total	C	N	O	S		
4	A3	250	2003	1243	415	341	4	0	0

- Molecule 5 is a protein called RIBOSOMAL PROTEIN S7, PUTATIVE.

Mol	Chain	Residues	Atoms					AltConf	Trace
			Total	C	N	O	S		
5	A4	192	1592	1014	310	263	5	0	1

- Molecule 6 is a protein called 40S RIBOSOMAL PROTEIN S8.

Mol	Chain	Residues	Atoms					AltConf	Trace
			Total	C	N	O	S		
6	A5	195	1551	975	315	259	2	0	1

- Molecule 7 is a protein called 40S RIBOSOMAL PROTEIN S9, PUTATIVE.

Mol	Chain	Residues	Atoms					AltConf	Trace
			Total	C	N	O	S		
7	A6	187	1518	951	307	253	7	0	1

- Molecule 8 is a protein called GUANINE NUCLEOTIDE-BINDING PROTEIN BETA SUBUNIT-LIKE PROTEIN.

Mol	Chain	Residues	Atoms					AltConf	Trace
			Total	C	N	O	S		
8	A7	315	2412	1508	429	462	13	0	1

- Molecule 9 is a protein called RIBOSOMAL PROTEIN S29, PUTATIVE.

Mol	Chain	Residues	Atoms					AltConf	Trace
			Total	C	N	O	S		
9	A8	42	334	204	69	57	4	0	0

- Molecule 10 is a protein called UBIQUITIN/RIBOSOMAL PROTEIN S27A, PUTATIVE.

Mol	Chain	Residues	Atoms					AltConf	Trace
			Total	C	N	O	S		
10	A9	66	530	330	102	91	7	0	1

- Molecule 11 is a protein called 40S RIBOSOMAL PROTEIN SA, PUTATIVE.

Mol	Chain	Residues	Atoms					AltConf	Trace
			Total	C	N	O	S		
11	AC	204	1620	1034	293	282	11	0	1

- Molecule 12 is a protein called 40S RIBOSOMAL PROTEIN S10, PUTATIVE.

Mol	Chain	Residues	Atoms					AltConf	Trace
			Total	C	N	O	S		
12	AD	104	853	553	148	147	5	0	1

- Molecule 13 is a protein called 40S RIBOSOMAL PROTEINS S11, PUTATIVE.

Mol	Chain	Residues	Atoms					AltConf	Trace
			Total	C	N	O	S		
13	AE	160	1300	812	262	220	6	0	0

- Molecule 14 is a protein called 40S RIBOSOMAL PROTEIN S12.

Mol	Chain	Residues	Atoms					AltConf	Trace
			Total	C	N	O	S		
14	AF	121	940	578	169	184	9	0	0

- Molecule 15 is a protein called 40S RIBOSOMAL PROTEIN S13, PUTATIVE.

Mol	Chain	Residues	Atoms					AltConf	Trace
			Total	C	N	O	S		
15	AG	141	1148	724	227	190	7	0	0

- Molecule 16 is a protein called 40S RIBOSOMAL PROTEIN S14.

Mol	Chain	Residues	Atoms					AltConf	Trace
			Total	C	N	O	S		
16	AH	126	922	572	167	174	9	0	1

- Molecule 17 is a protein called 40S RIBOSOMAL PROTEIN S15, PUTATIVE.

Mol	Chain	Residues	Atoms					AltConf	Trace
			Total	C	N	O	S		
17	AI	134	1074	679	211	181	3	0	1

- Molecule 18 is a protein called 40S RIBOSOMAL PROTEIN S15A, PUTATIVE.

Mol	Chain	Residues	Atoms					AltConf	Trace
			Total	C	N	O	S		
18	AJ	129	1018	645	191	174	8	0	0

- Molecule 19 is a protein called 40S RIBOSOMAL PROTEIN S16, PUTATIVE.

Mol	Chain	Residues	Atoms					AltConf	Trace
			Total	C	N	O	S		
19	AK	148	1190	757	225	205	3	0	0

- Molecule 20 is a protein called 40S RIBOSOMAL PROTEIN S17, PUTATIVE.

Mol	Chain	Residues	Atoms					AltConf	Trace
			Total	C	N	O	S		
20	AL	127	1021	641	198	177	5	0	1

- Molecule 21 is a protein called 40S RIBOSOMAL PROTEIN S18, PUTATIVE.

Mol	Chain	Residues	Atoms					AltConf	Trace
			Total	C	N	O	S		
21	AM	153	1229	764	244	215	6	0	0

- Molecule 22 is a protein called RIBOSOMAL PROTEIN S19, PUTATIVE.

Mol	Chain	Residues	Atoms					AltConf	Trace
			Total	C	N	O	S		
22	AO	149	1181	746	230	196	9	0	0

- Molecule 23 is a protein called 40S RIBOSOMAL PROTEIN S2, PUTATIVE.

Mol	Chain	Residues	Atoms					AltConf	Trace
			Total	C	N	O	S		
23	AP	224	1731	1103	309	310	9	0	1

- Molecule 24 is a protein called RIBOSOMAL PROTEIN S20, PUTATIVE.

Mol	Chain	Residues	Atoms					AltConf	Trace
			Total	C	N	O	S		
24	AQ	105	827	522	153	149	3	0	1

- Molecule 25 is a protein called 40S RIBOSOMAL PROTEIN S21, PUTATIVE.

Mol	Chain	Residues	Atoms					AltConf	Trace
			Total	C	N	O	S		
25	AR	81	603	374	108	118	3	0	1

- Molecule 26 is a protein called 40S RIBOSOMAL PROTEIN S23, PUTATIVE.

Mol	Chain	Residues	Atoms					AltConf	Trace
			Total	C	N	O	S		
26	AS	142	1116	706	219	189	2	0	0

- Molecule 27 is a protein called 40S RIBOSOMAL PROTEIN S24.

Mol	Chain	Residues	Atoms					AltConf	Trace
			Total	C	N	O	S		
27	AT	131	1050	666	206	174	4	0	0

- Molecule 28 is a protein called 40S RIBOSOMAL PROTEIN S25, PUTATIVE.

Mol	Chain	Residues	Atoms					AltConf	Trace
			Total	C	N	O	S		
28	AU	86	673	427	127	114	5	0	1

- Molecule 29 is a protein called RIBOSOMAL PROTEIN S26, PUTATIVE.

Mol	Chain	Residues	Atoms					AltConf	Trace
			Total	C	N	O	S		
29	AV	101	809	498	172	131	8	0	1

- Molecule 30 is a protein called 40S RIBOSOMAL PROTEIN S27, PUTATIVE.

Mol	Chain	Residues	Atoms					AltConf	Trace
			Total	C	N	O	S		
30	AW	83	636	396	120	111	9	0	1

- Molecule 31 is a protein called 40S RIBOSOMAL PROTEIN S3, PUTATIVE.

Mol	Chain	Residues	Atoms					AltConf	Trace
			Total	C	N	O	S		
31	AX	206	1628	1020	307	289	12	0	1

- Molecule 32 is a protein called 40S RIBOSOMAL PROTEIN S30, PUTATIVE.

Mol	Chain	Residues	Atoms					AltConf	Trace
			Total	C	N	O	S		
32	AY	65	514	322	107	84	1	0	0

- Molecule 33 is a protein called 40S RIBOSOMAL PROTEIN S33, PUTATIVE.

Mol	Chain	Residues	Atoms					AltConf	Trace
			Total	C	N	O	S		
33	AZ	68	526	315	107	100	4	0	0

- Molecule 34 is a RNA chain called ALPHA CHAIN OF THE LARGE RIBOSOMAL SUB-UNIT 28S RRNA.

Mol	Chain	Residues	Atoms					AltConf	Trace
			Total	C	N	O	P		
34	BA	1847	39395	17589	7008	12952	1846	0	0

There are 16 discrepancies between the modelled and reference sequences:

Chain	Residue	Modelled	Actual	Comment	Reference
BA	?	-	C	deletion	GB X14553
BA	?	-	U	deletion	GB X14553
BA	?	-	U	deletion	GB X14553
BA	?	-	C	deletion	GB X14553
BA	?	-	C	deletion	GB X14553
BA	?	-	G	deletion	GB X14553
BA	?	-	G	deletion	GB X14553
BA	?	-	C	deletion	GB X14553
BA	?	-	C	deletion	GB X14553
BA	?	-	G	deletion	GB X14553
BA	?	-	G	deletion	GB X14553
BA	?	-	U	deletion	GB X14553
BA	?	-	G	deletion	GB X14553
BA	?	-	G	deletion	GB X14553
BA	?	-	G	deletion	GB X14553
BA	799	A	-	insertion	GB X14553

- Molecule 35 is a RNA chain called BETA CHAIN OF THE LARGE RIBOSOMAL SUBUNIT 28S RRNA.

Mol	Chain	Residues	Atoms					AltConf	Trace
			Total	C	N	O	P		
35	BB	1465	31164	13918	5476	10306	1464	0	0

There are 4 discrepancies between the modelled and reference sequences:

Chain	Residue	Modelled	Actual	Comment	Reference
BB	484	G	-	insertion	GB X14553
BB	485	U	-	insertion	GB X14553
BB	486	G	-	insertion	GB X14553
BB	487	A	-	insertion	GB X14553

- Molecule 36 is a RNA chain called 5.8S RRNA CHAIN OF THE LARGE RIBOSOMAL SUBUNIT.

Mol	Chain	Residues	Atoms					AltConf	Trace
			Total	C	N	O	P		
36	BC	169	3584	1604	629	1183	168	0	0

- Molecule 37 is a RNA chain called 5S RRNA CHAIN OF THE LARGE RIBOSOMAL SUBUNIT.

Mol	Chain	Residues	Atoms					AltConf	Trace
			Total	C	N	O	P		
37	BD	119	2533	1131	449	835	118	0	0

- Molecule 38 is a RNA chain called SHORT RRNA-I OF THE LARGE RIBOSOMAL SUB-UNIT.

Mol	Chain	Residues	Atoms					AltConf	Trace
			Total	C	N	O	P		
38	BE	210	4441	1986	768	1478	209	0	0

- Molecule 39 is a RNA chain called SHORT RRNA-II OF THE LARGE RIBOSOMAL SUB-UNIT.

Mol	Chain	Residues	Atoms					AltConf	Trace
			Total	C	N	O	P		
39	BF	73	1521	682	247	520	72	0	0

- Molecule 40 is a RNA chain called SHORT RRNA-III OF THE LARGE RIBOSOMAL SUBUNIT.

Mol	Chain	Residues	Atoms					AltConf	Trace
			Total	C	N	O	P		
40	BG	182	3896	1737	706	1272	181	0	0

- Molecule 41 is a RNA chain called SHORT RRNA-IV OF THE LARGE RIBOSOMAL SUBUNIT.

Mol	Chain	Residues	Atoms					AltConf	Trace
			Total	C	N	O	P		
41	BH	135	2867	1280	502	951	134	0	0

- Molecule 42 is a protein called 60S RIBOSOMAL PROTEIN L18.

Mol	Chain	Residues	Atoms					AltConf	Trace
			Total	C	N	O	S		
42	BI	192	1527	956	315	248	8	0	0

- Molecule 43 is a protein called RIBOSOMAL PROTEIN.

Mol	Chain	Residues	Atoms					AltConf	Trace
			Total	C	N	O	S		
43	BJ	214	1717	1086	308	307	16	0	0

- Molecule 44 is a protein called 60S RIBOSOMAL PROTEIN L10, PUTATIVE.

Mol	Chain	Residues	Atoms					AltConf	Trace
			Total	C	N	O	S		
44	BK	212	1725	1086	338	287	14	0	0

- Molecule 45 is a protein called 60S RIBOSOMAL PROTEIN L11, PUTATIVE.

Mol	Chain	Residues	Atoms					AltConf	Trace
			Total	C	N	O	S		
45	BL	170	1363	859	258	239	7	0	1

- Molecule 46 is a protein called 60S RIBOSOMAL PROTEIN L12, PUTATIVE.

Mol	Chain	Residues	Atoms					AltConf	Trace
			Total	C	N	O	S		
46	BM	139	1022	642	187	188	5	0	1

- Molecule 47 is a protein called 60S RIBOSOMAL PROTEIN L13.

Mol	Chain	Residues	Atoms					AltConf	Trace
			Total	C	N	O	S		
47	BN	216	1762	1097	366	292	7	0	1

- Molecule 48 is a protein called 60S RIBOSOMAL PROTEIN L13A, PUTATIVE.

Mol	Chain	Residues	Atoms					AltConf	Trace
			Total	C	N	O	S		
48	BO	201	1627	1035	323	262	7	0	1

- Molecule 49 is a protein called PROBABLE 60S RIBOSOMAL PROTEIN L14.

Mol	Chain	Residues	Atoms					AltConf	Trace
			Total	C	N	O	S		
49	BP	184	1484	934	299	247	4	0	1

- Molecule 50 is a protein called RIBOSOMAL PROTEIN L15.

Mol	Chain	Residues	Atoms					AltConf	Trace
			Total	C	N	O	S		
50	BQ	203	1716	1077	370	264	5	0	0

- Molecule 51 is a protein called 60S RIBOSOMAL PROTEIN L17, PUTATIVE.

Mol	Chain	Residues	Atoms					AltConf	Trace
			Total	C	N	O	S		
51	BR	155	1245	782	247	208	8	0	1

- Molecule 52 is a protein called 60S RIBOSOMAL PROTEIN L18A.

Mol	Chain	Residues	Atoms					AltConf	Trace
			Total	C	N	O	S		
52	BS	179	1473	931	290	244	8	0	0

- Molecule 53 is a protein called 60S RIBOSOMAL PROTEIN L19, PUTATIVE.

Mol	Chain	Residues	Atoms					AltConf	Trace
			Total	C	N	O	S		
53	BT	200	1672	1025	366	273	8	0	1

- Molecule 54 is a protein called 60S RIBOSOMAL PROTEIN L21E, PUTATIVE.

Mol	Chain	Residues	Atoms					AltConf	Trace
			Total	C	N	O	S		
54	BU	158	1260	802	246	206	6	0	0

- Molecule 55 is a protein called 60S RIBOSOMAL PROTEIN L22, PUTATIVE.

Mol	Chain	Residues	Atoms					AltConf	Trace
			Total	C	N	O	S		
55	BV	104	863	558	152	150	3	0	1

- Molecule 56 is a protein called 60S RIBOSOMAL PROTEIN L23, PUTATIVE.

Mol	Chain	Residues	Atoms					AltConf	Trace
			Total	C	N	O	S		
56	BW	138	1042	659	198	180	5	0	0

- Molecule 57 is a protein called 60S RIBOSOMAL PROTEIN L23A.

Mol	Chain	Residues	Atoms					AltConf	Trace
			Total	C	N	O	S		
57	BX	121	990	629	186	173	2	0	0

- Molecule 58 is a protein called 60S RIBOSOMAL PROTEIN L24, PUTATIVE.

Mol	Chain	Residues	Atoms					AltConf	Trace
			Total	C	N	O	S		
58	BY	100	836	530	171	130	5	0	0

- Molecule 59 is a protein called 60S RIBOSOMAL PROTEIN L26, PUTATIVE.

Mol	Chain	Residues	Atoms					AltConf	Trace
			Total	C	N	O	S		
59	BZ	125	1008	623	213	167	5	0	1

- Molecule 60 is a protein called 60S RIBOSOMAL PROTEIN L27, PUTATIVE.

Mol	Chain	Residues	Atoms					AltConf	Trace
			Total	C	N	O	S		
60	Ba	132	1091	691	222	175	3	0	0

- Molecule 61 is a protein called 60S RIBOSOMAL PROTEIN L27A.

Mol	Chain	Residues	Atoms					AltConf	Trace
			Total	C	N	O	S		
61	Bb	144	1137	717	228	186	6	0	0

- Molecule 62 is a protein called 60S RIBOSOMAL PROTEIN L28, PUTATIVE.

Mol	Chain	Residues	Atoms					AltConf	Trace
			Total	C	N	O	S		
62	Bc	141	1129	704	226	191	8	0	1

- Molecule 63 is a protein called 60S RIBOSOMAL PROTEIN L29, PUTATIVE.

Mol	Chain	Residues	Atoms					AltConf	Trace
			Total	C	N	O	S		
63	Bd	70	571	349	128	93	1	0	0

- Molecule 64 is a protein called 60S RIBOSOMAL PROTEIN L2, PUTATIVE.

Mol	Chain	Residues	Atoms					AltConf	Trace
			Total	C	N	O	S		
64	Be	186	1390	859	284	237	10	0	1

- Molecule 65 is a protein called RIBOSOMAL PROTEIN L3, MITOCHONDRIAL, PUTATIVE.

Mol	Chain	Residues	Atoms					AltConf	Trace
			Total	C	N	O	S		
65	Bf	414	3317	2084	661	559	13	0	1

- Molecule 66 is a protein called 60S RIBOSOMAL PROTEIN L30.

Mol	Chain	Residues	Atoms					AltConf	Trace
			Total	C	N	O	S		
66	Bg	96	735	457	132	141	5	0	0

- Molecule 67 is a protein called 60S RIBOSOMAL SUBUNIT PROTEIN L31, PUTATIVE.

Mol	Chain	Residues	Atoms					AltConf	Trace
			Total	C	N	O	S		
67	Bh	188	1526	961	309	250	6	0	0

- Molecule 68 is a protein called 60S RIBOSOMAL PROTEIN L32, PUTATIVE.

Mol	Chain	Residues	Atoms					AltConf	Trace
			Total	C	N	O	S		
68	Bi	129	1054	664	215	171	4	0	1

- Molecule 69 is a protein called 60S RIBOSOMAL PROTEIN L34, PUTATIVE.

Mol	Chain	Residues	Atoms					AltConf	Trace
			Total	C	N	O	S		
69	Bj	162	1293	801	286	202	4	0	1

- Molecule 70 is a protein called 60S RIBOSOMAL PROTEIN L35, PUTATIVE.

Mol	Chain	Residues	Atoms					AltConf	Trace
			Total	C	N	O	S		
70	Bk	84	719	448	161	108	2	0	0

- Molecule 71 is a protein called 60S RIBOSOMAL PROTEIN L35A, PUTATIVE.

Mol	Chain	Residues	Atoms					AltConf	Trace
			Total	C	N	O	S		
71	Bl	116	936	589	189	155	3	0	0

- Molecule 72 is a protein called RIBOSOMAL PROTEIN L36, PUTATIVE.

Mol	Chain	Residues	Atoms					AltConf	Trace
			Total	C	N	O	S		
72	Bm	107	849	530	178	139	2	0	1

- Molecule 73 is a protein called RIBOSOMAL PROTEIN L37.

Mol	Chain	Residues	Atoms					AltConf	Trace
			Total	C	N	O	S		
73	Bn	83	699	425	161	107	6	0	0

- Molecule 74 is a protein called 60S RIBOSOMAL PROTEIN L37A, PUTATIVE.

Mol	Chain	Residues	Atoms					AltConf	Trace
			Total	C	N	O	S		
74	Bo	92	715	442	148	119	6	0	1

- Molecule 75 is a protein called 60S RIBOSOMAL PROTEIN L38, PUTATIVE.

Mol	Chain	Residues	Atoms					AltConf	Trace
			Total	C	N	O	S		
75	Bp	81	656	411	130	111	4	0	0

- Molecule 76 is a protein called 60S RIBOSOMAL PROTEIN L39, PUTATIVE.

Mol	Chain	Residues	Atoms				AltConf	Trace
			Total	C	N	O		
76	Bq	50	457	297	98	62		0

- Molecule 77 is a protein called 60S RIBOSOMAL PROTEIN L4.

Mol	Chain	Residues	Atoms					AltConf	Trace
			Total	C	N	O	S		
77	Br	368	2883	1802	576	488	17	0	1

- Molecule 78 is a protein called UBIQUITIN-60S RIBOSOMAL PROTEIN L40.

Mol	Chain	Residues	Atoms					AltConf	Trace
			Total	C	N	O	S		
78	Bs	52	427	265	88	67	7	0	0

- Molecule 79 is a protein called 60S RIBOSOMAL PROTEIN L44.

Mol	Chain	Residues	Atoms					AltConf	Trace
79	Bt	105	Total	C	N	O	S	0	0
			866	547	170	144	5		

- Molecule 80 is a protein called 60S RIBOSOMAL PROTEIN L5, PUTATIVE.

Mol	Chain	Residues	Atoms					AltConf	Trace
80	Bu	299	Total	C	N	O	S	0	1
			2354	1485	447	416	6		

- Molecule 81 is a protein called 60S RIBOSOMAL PROTEIN L6, PUTATIVE.

Mol	Chain	Residues	Atoms					AltConf	Trace
81	Bv	158	Total	C	N	O	S	0	1
			1222	776	228	215	3		

- Molecule 82 is a protein called 60S RIBOSOMAL PROTEIN L7, PUTATIVE.

Mol	Chain	Residues	Atoms					AltConf	Trace
82	Bw	257	Total	C	N	O	S	0	0
			2066	1316	394	345	11		

- Molecule 83 is a protein called 60S RIBOSOMAL PROTEIN L7A, PUTATIVE.

Mol	Chain	Residues	Atoms					AltConf	Trace
83	Bx	240	Total	C	N	O	S	0	0
			1908	1198	375	329	6		

- Molecule 84 is a protein called 60S RIBOSOMAL PROTEIN L9, PUTATIVE.

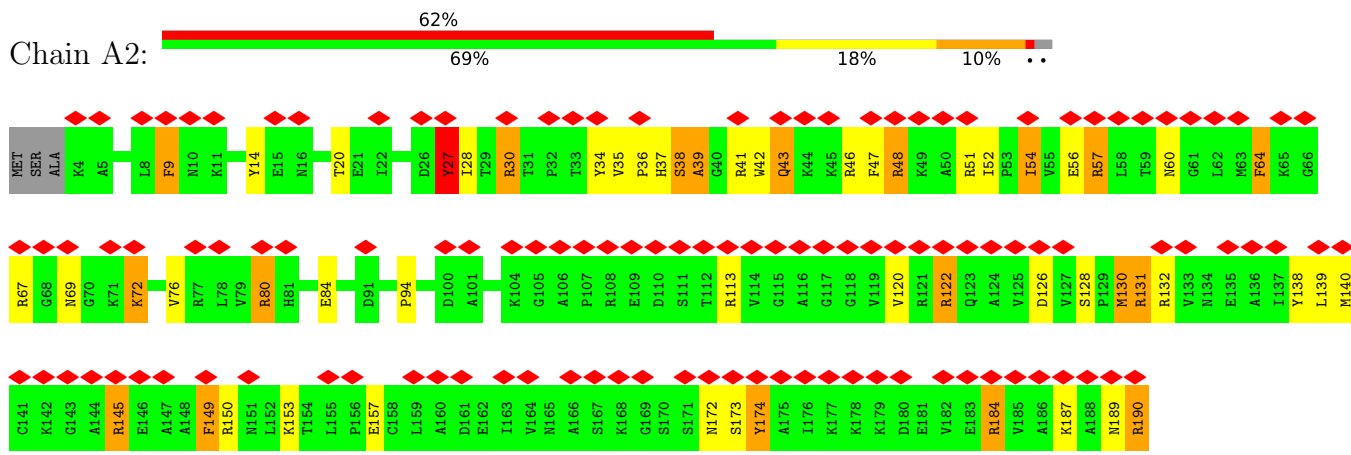
Mol	Chain	Residues	Atoms					AltConf	Trace
84	By	189	Total	C	N	O	S	0	0
			1540	975	284	277	4		

- Molecule 85 is a RNA chain called 18S RRNA OF THE SMALL RIBOSOMAL SUBUNIT.

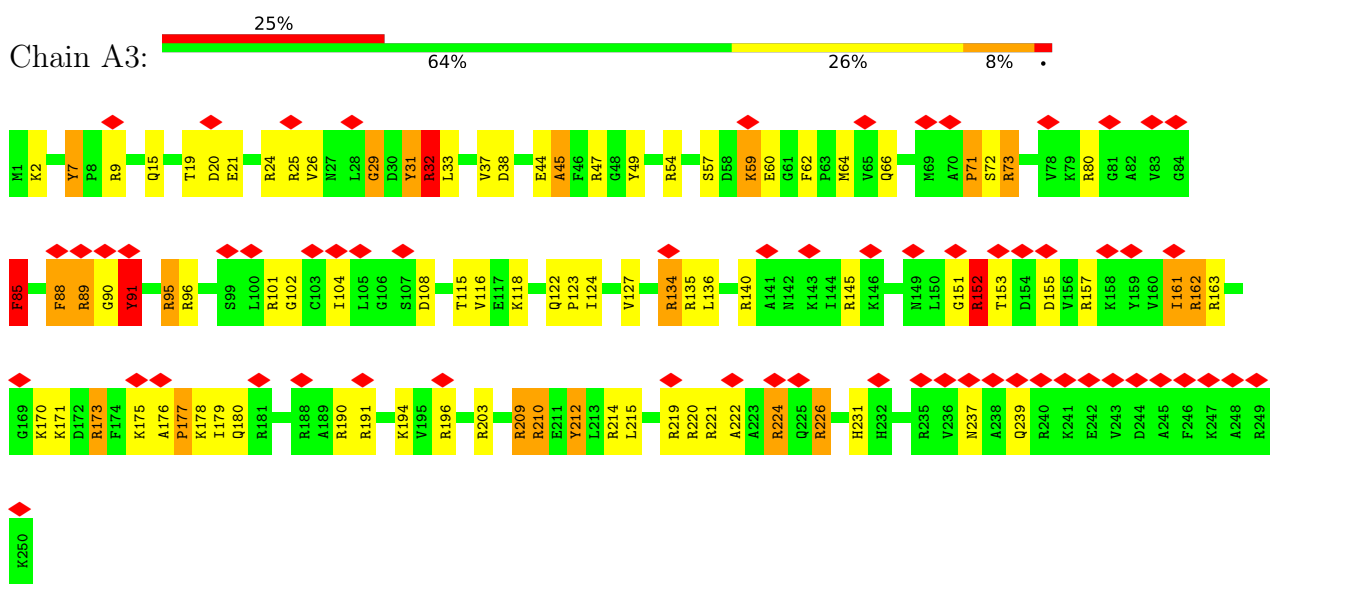
Mol	Chain	Residues	Atoms					AltConf	Trace
85	AA	2227	Total	C	N	O	P	0	0
			47370	21162	8354	15629	2225		

- Molecule 86 is a RNA chain called E-SITE TRNA.

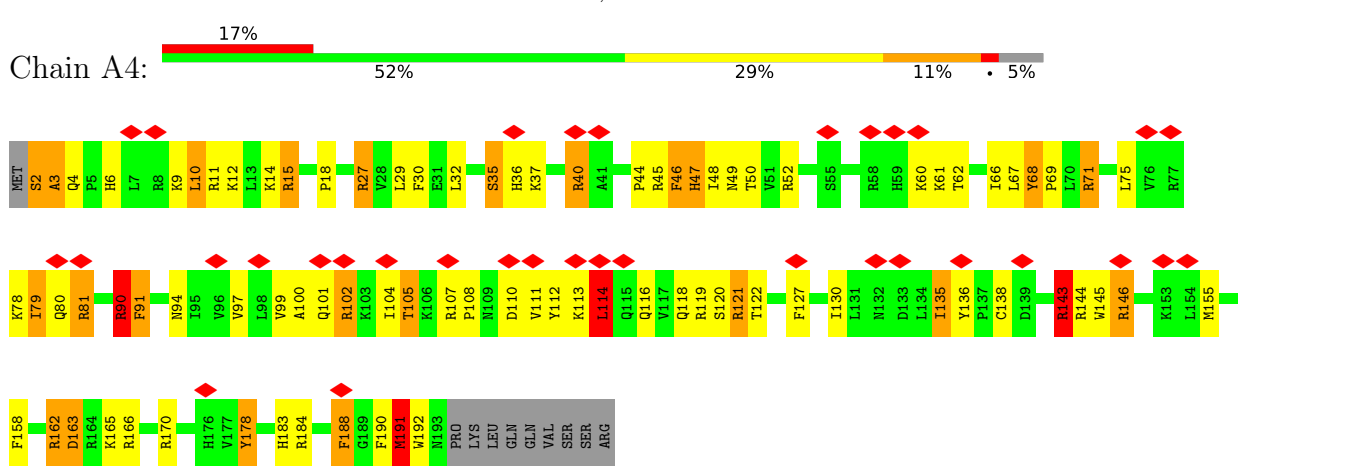
Mol	Chain	Residues	Atoms					AltConf	Trace
			Total	C	N	O	P		
86	AB	73	1557	695	279	511	72	0	0



• Molecule 4: 40S RIBOSOMAL PROTEIN S6

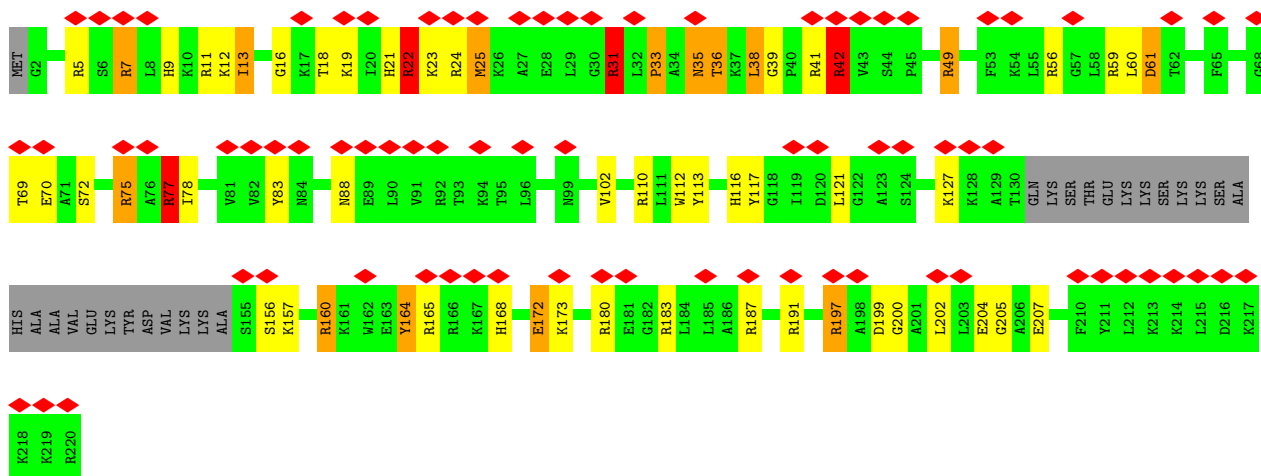


• Molecule 5: RIBOSOMAL PROTEIN S7, PUTATIVE

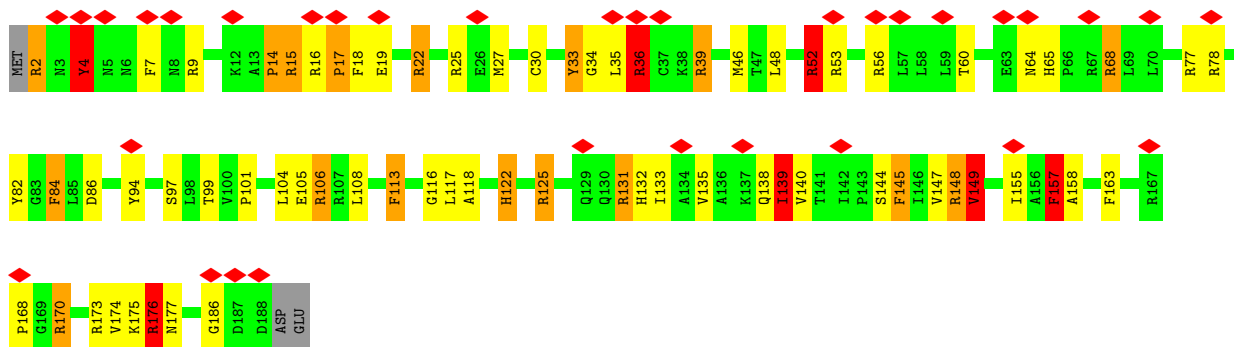


• Molecule 6: 40S RIBOSOMAL PROTEIN S8

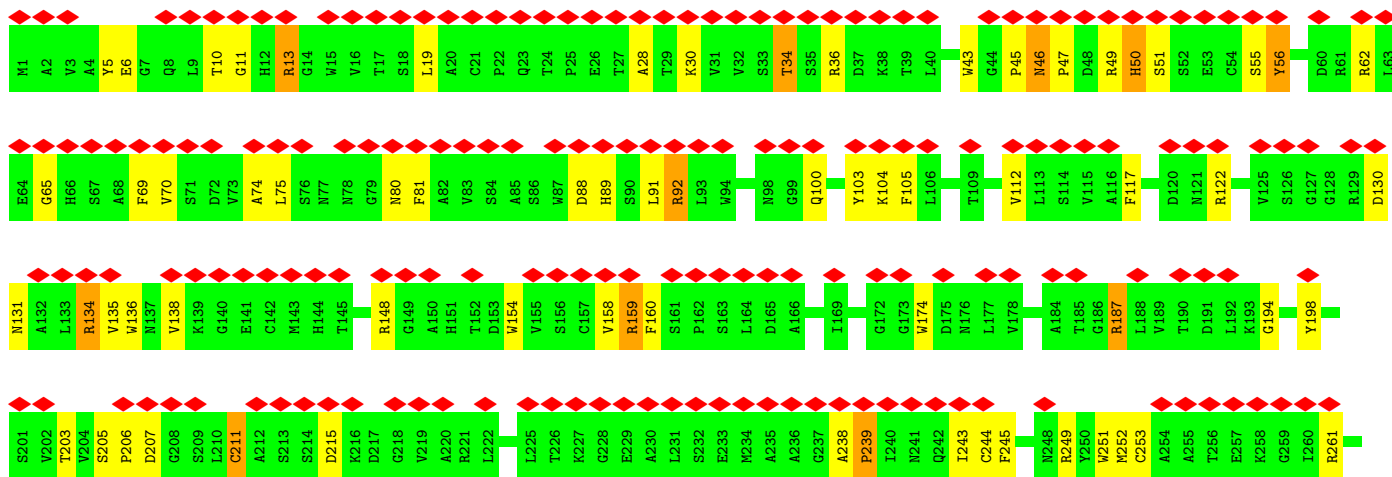
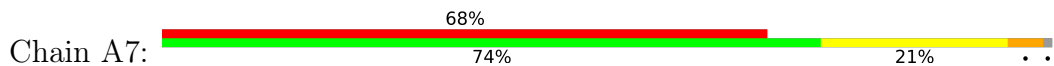


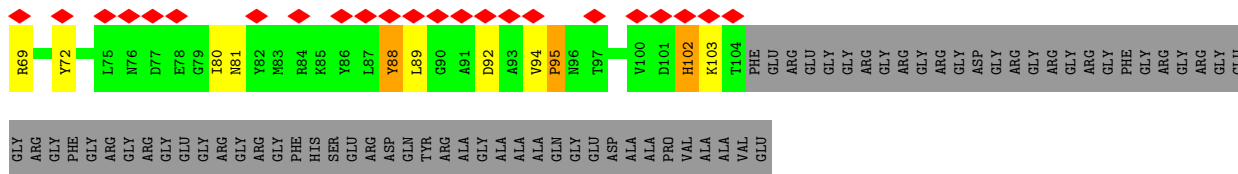


• Molecule 7: 40S RIBOSOMAL PROTEIN S9, PUTATIVE

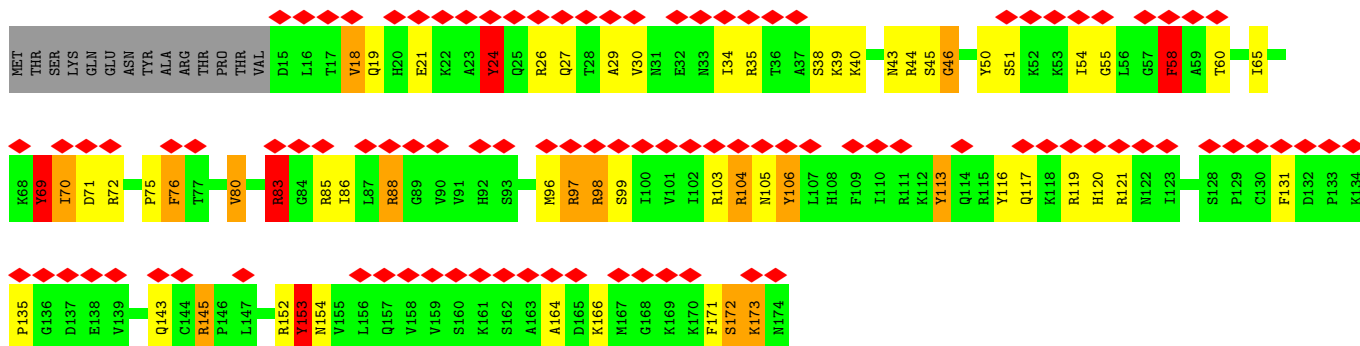


• Molecule 8: GUANINE NUCLEOTIDE-BINDING PROTEIN BETA SUBUNIT-LIKE PROTEIN

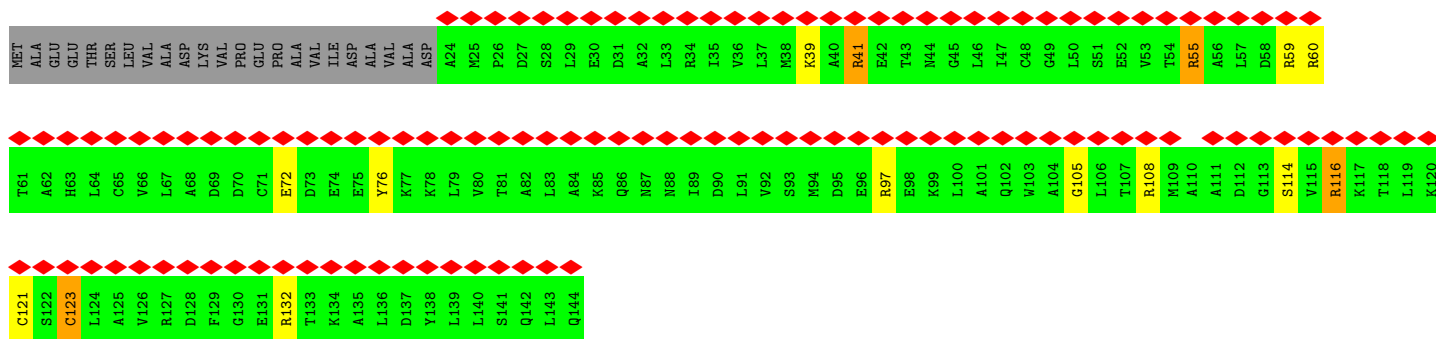
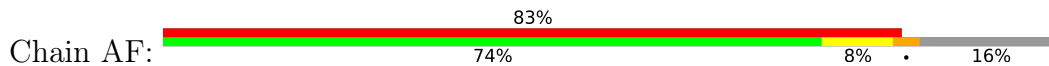




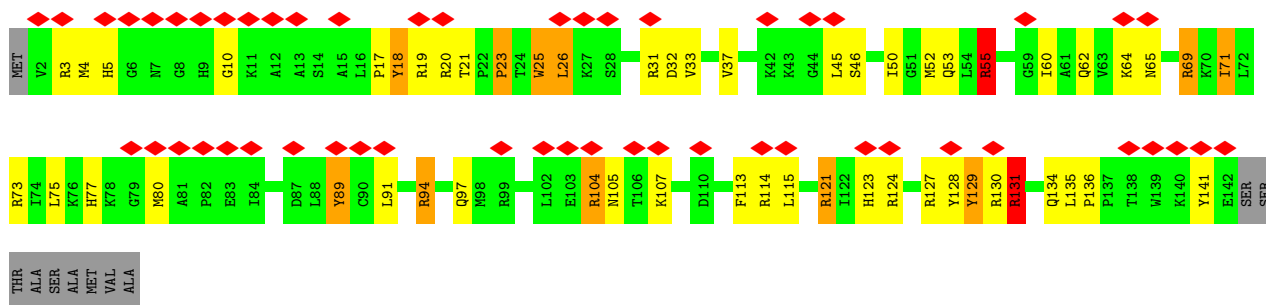
• Molecule 13: 40S RIBOSOMAL PROTEINS S11, PUTATIVE



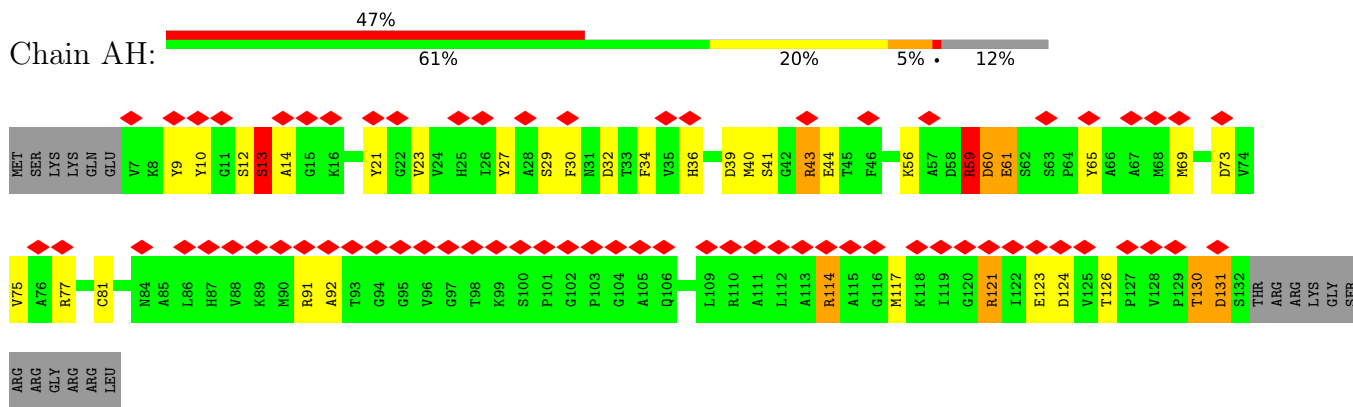
• Molecule 14: 40S RIBOSOMAL PROTEIN S12



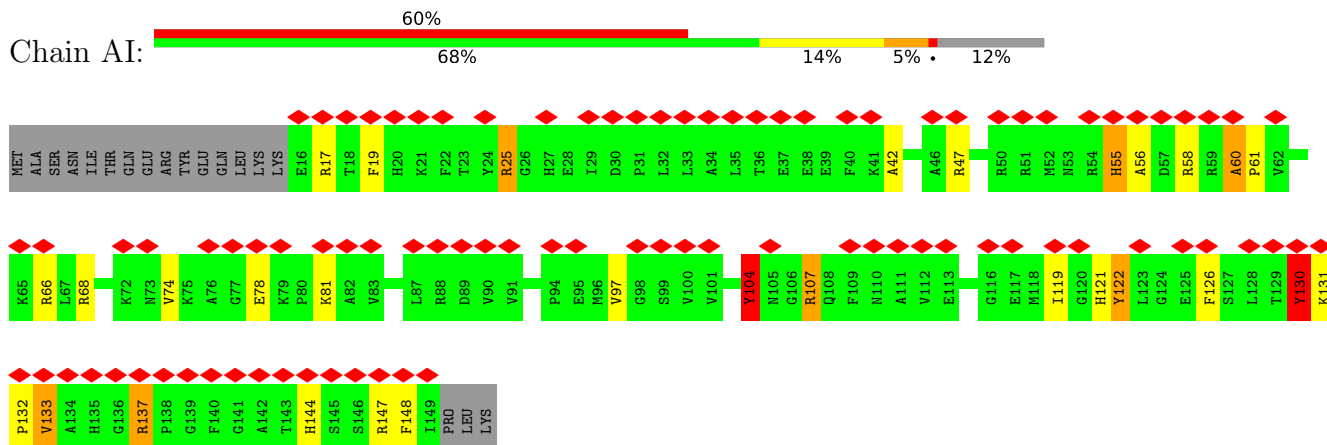
• Molecule 15: 40S RIBOSOMAL PROTEIN S13, PUTATIVE



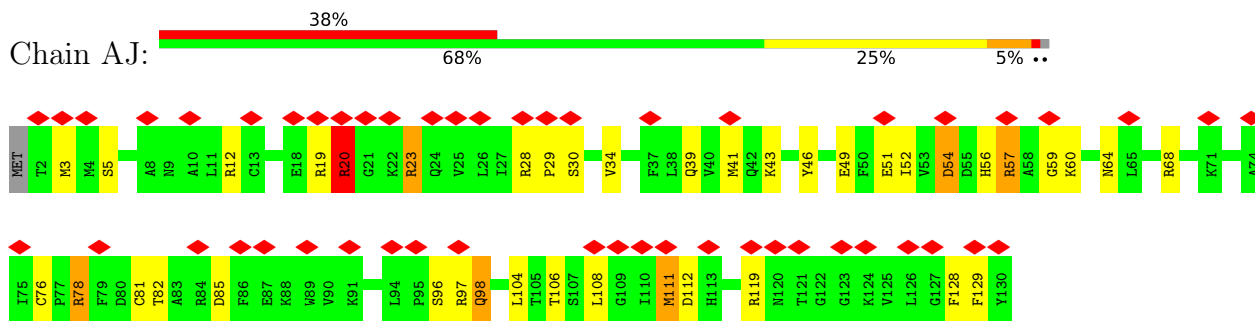
• Molecule 16: 40S RIBOSOMAL PROTEIN S14



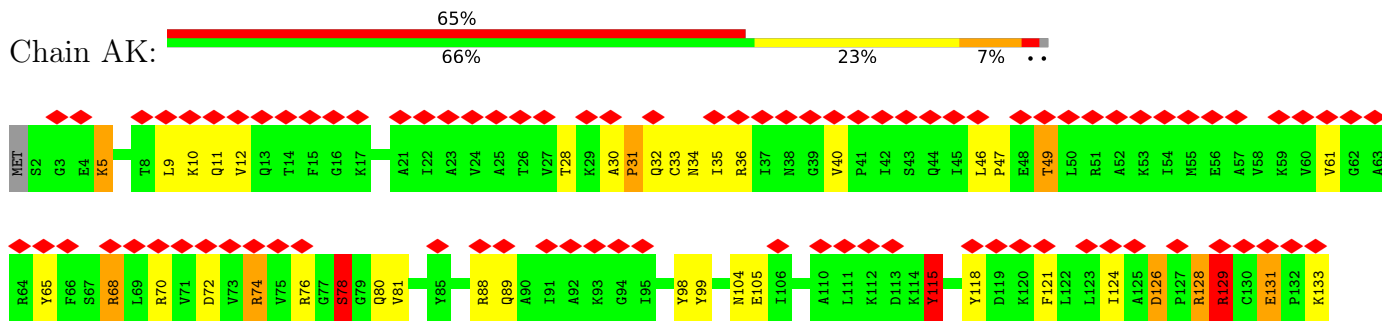
• Molecule 17: 40S RIBOSOMAL PROTEIN S15, PUTATIVE

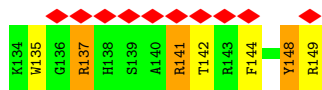


• Molecule 18: 40S RIBOSOMAL PROTEIN S15A, PUTATIVE

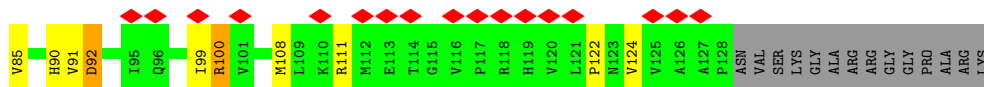
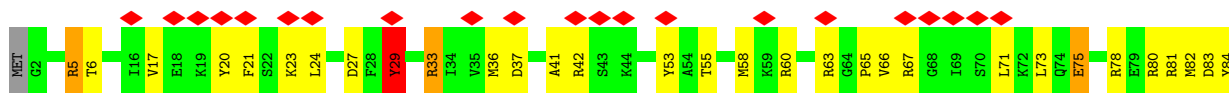


• Molecule 19: 40S RIBOSOMAL PROTEIN S16, PUTATIVE

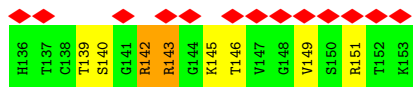
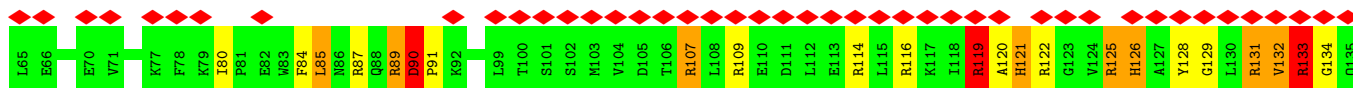
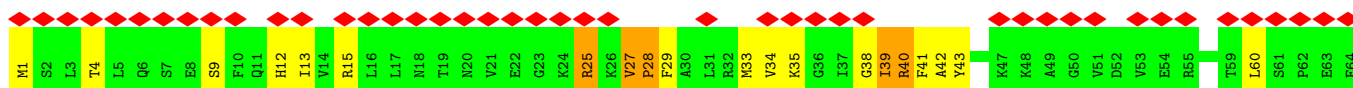




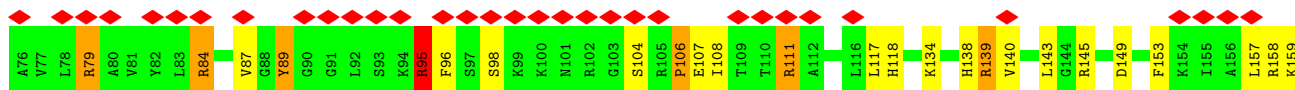
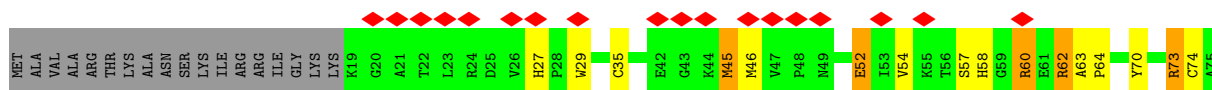
• Molecule 20: 40S RIBOSOMAL PROTEIN S17, PUTATIVE



• Molecule 21: 40S RIBOSOMAL PROTEIN S18, PUTATIVE

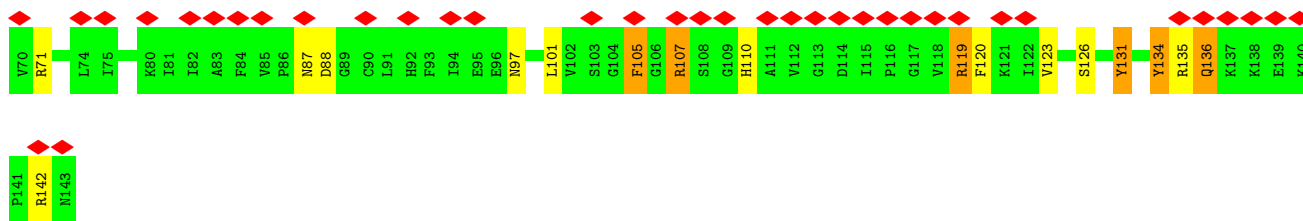


• Molecule 22: RIBOSOMAL PROTEIN S19, PUTATIVE

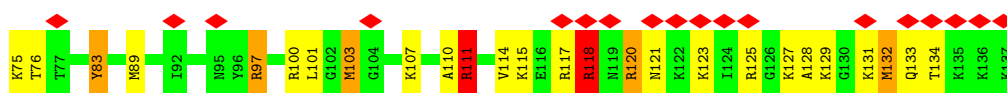
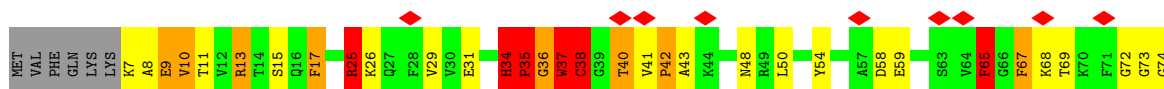


• Molecule 23: 40S RIBOSOMAL PROTEIN S2, PUTATIVE

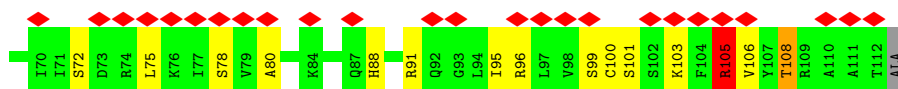
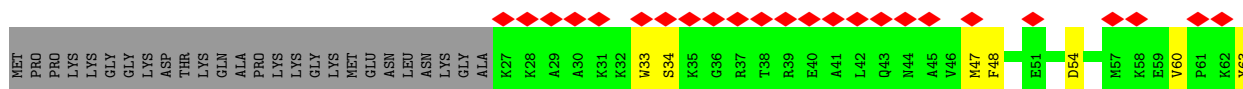




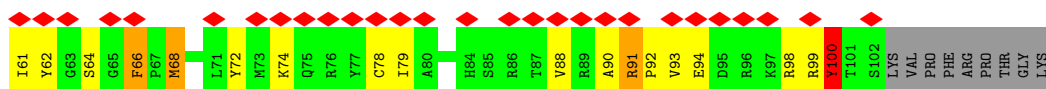
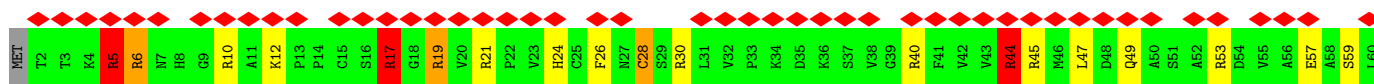
- Molecule 27: 40S RIBOSOMAL PROTEIN S24



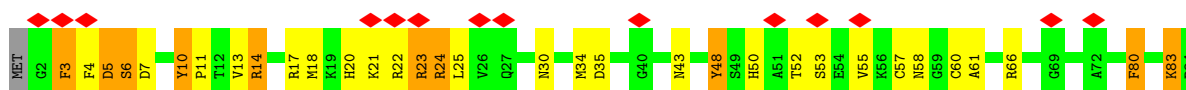
- Molecule 28: 40S RIBOSOMAL PROTEIN S25, PUTATIVE



- Molecule 29: RIBOSOMAL PROTEIN S26, PUTATIVE

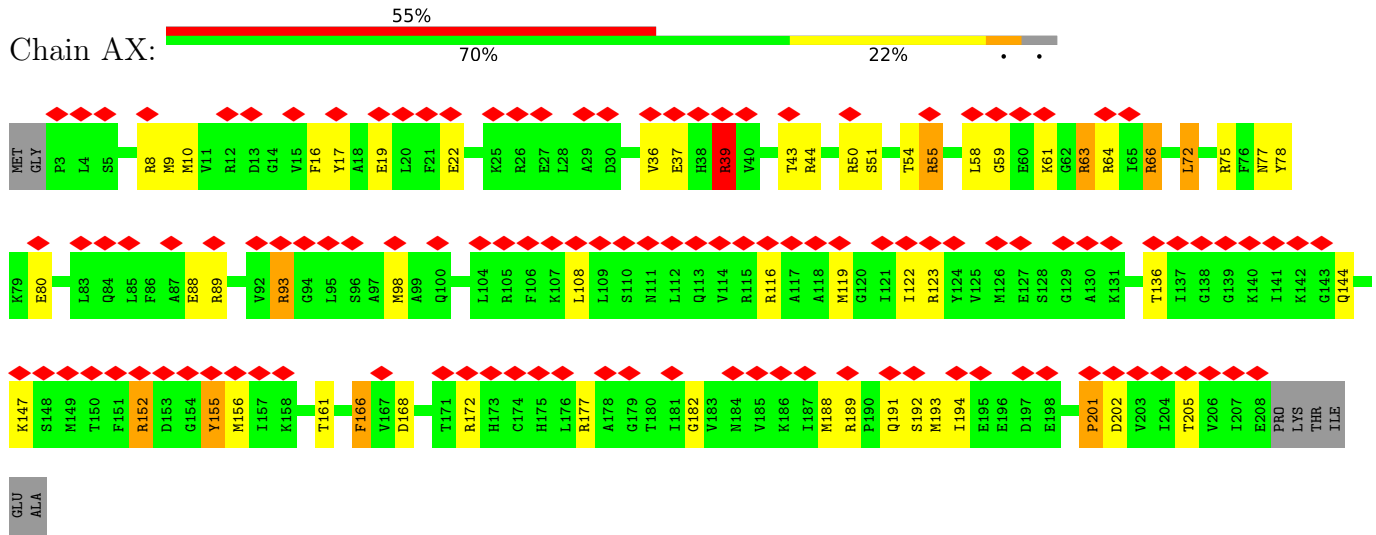


- Molecule 30: 40S RIBOSOMAL PROTEIN S27, PUTATIVE

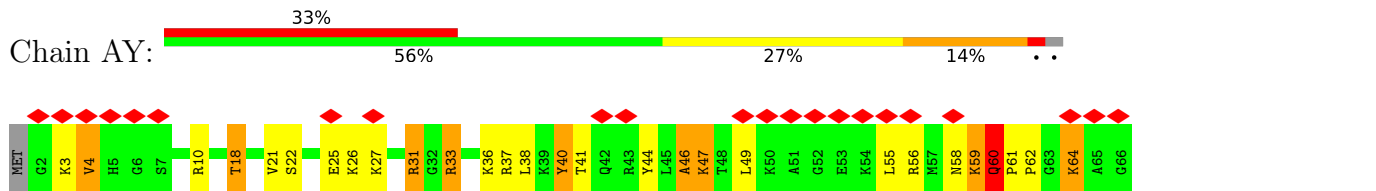


ASP
H15

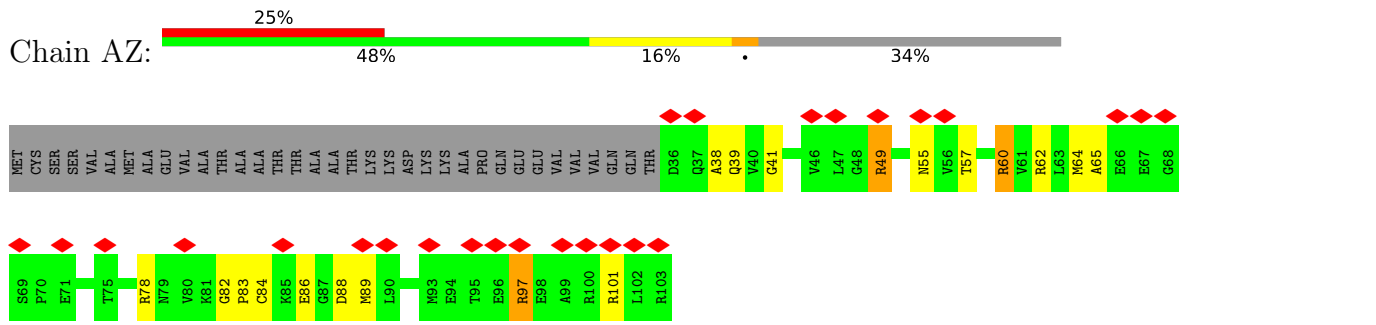
• Molecule 31: 40S RIBOSOMAL PROTEIN S3, PUTATIVE



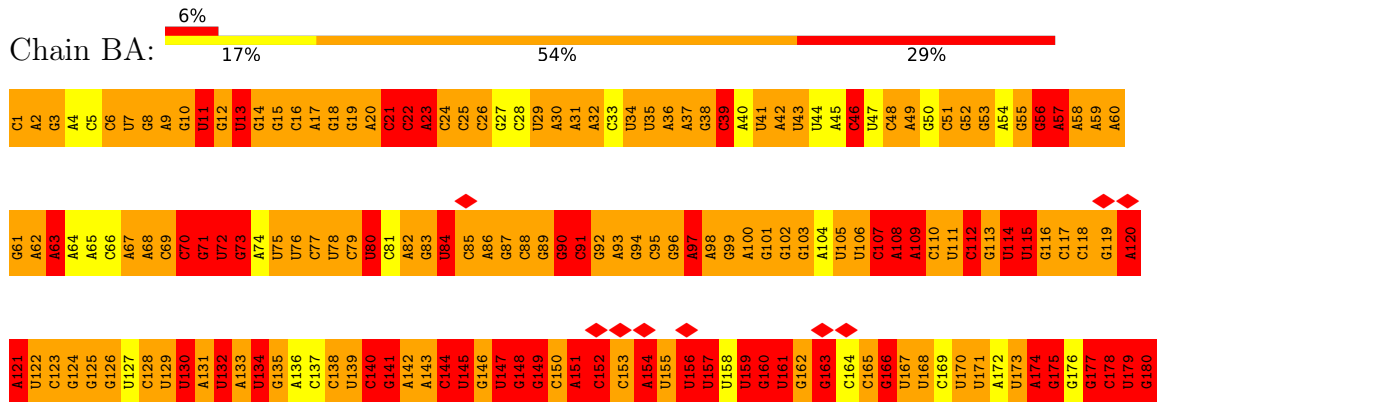
• Molecule 32: 40S RIBOSOMAL PROTEIN S30, PUTATIVE



• Molecule 33: 40S RIBOSOMAL PROTEIN S33, PUTATIVE




• Molecule 34: ALPHA CHAIN OF THE LARGE RIBOSOMAL SUBUNIT 28S RRNA



U1.021	C1.022	G1.023	A1.024	A1.025	C1.026	C1.027	A1.028	C1.029	G1.030	U1.031	C1.032	G1.033	U1.034	A1.035	G1.036	C1.037	U1.038	C1.039	G1.040	U1.041	A1.042	C1.043	U1.044	C1.045	G1.046	U1.047	C1.048	G1.049	U1.050	A1.051	C1.052	U1.053	U1.054	U1.055	U1.056	C1.057	C1.058	U1.059	C1.060	A1.061	G1.062	G1.063	A1.064	U1.065	G1.066	U1.067	U1.068	G1.070	G1.071	U1.072	C1.073	C1.074	U1.075	U1.076	G1.077	U1.078	C1.079	U1.080											
C961	U962	G963	U964	A965	G966	C967	G968	A969	U970	U971	G972	U973	G974	A975	G976	U977	U978	G979	C980	A981	A982	A983	U984	C985	C986	C987	U988	U989	C990	A991	C992	C993	U994	A995	U996	U997	U998	G999	C1000	G1001	U1002	G1003	U1004	C1005	G1006	G1007	A1008	G1009	C1010	G1011	A1012	A1013	C1014	U1015	U1016	C1017	U1018	C1019	A1020										
C841	U842	G843	U844	A845	U846	U847	U848	G849	U850	C851	C852	A853	A854	C855	G856	C857	C858	U859	C860	U861	U862	U863	U864	U865	U866	U867	U868	U869	A870	C871	U872	U873	U874	U875	U876	U877	U878	U879	U880	U881	U882	U883	U884	U885	U886	U887	U888	U889	U890	U891	U892	U893	U894	U895	U896	U897	U898	A900											
U781	C782	U783	C784	U785	U786	A787	C788	U789	G790	C791	A792	A793	G794	G795	G796	A797	G798	A799	C800	U801	U802	U803	U804	A805	U806	U807	U808	U809	A810	C811	C812	C813	C814	C815	C816	U817	C818	C819	C820	U821	U822	U823	C824	U825	C826	A827	U828	U829	U830	U831	C832	U833	U834	C835	U836	U837	U838	U839	U840										
G641	U642	C643	U644	A645	U646	U647	U648	U649	C650	C651	A652	A653	A654	C655	G656	U657	C658	U659	C660	U661	U662	U663	U664	U665	U666	U667	U668	U669	U670	C671	U672	U673	U674	U675	U676	U677	U678	U679	U680	U681	U682	U683	U684	U685	U686	U687	U688	U689	U690	U691	U692	U693	U694	U695	U696	U697	U698	U699	A900										
C661	U662	U663	U664	C665	C666	U667	U668	U669	C670	U671	C672	U673	U674	C675	U676	U677	U678	U679	C680	U681	A682	C683	U684	C685	U686	U687	U688	U689	C690	U691	C692	U693	U694	U695	U696	U697	U698	U699	U700	U701	U702	U703	U704	C705	C706	C707	C708	C709	A710	C711	C712	C713	G714	U715	C716	U717	U718	U719	A720										
A721	A722	C723	A724	C725	U726	C727	A728	C729	U730	A731	A732	C733	G734	A735	G736	U737	C738	A739	A740	U801	A741	C742	A743	G744	A745	C746	G747	C748	G749	U750	A751	A752	G753	G754	G755	A756	G757	G758	A759	G760	U761	U762	U763	G764	U765	A766	U767	G768	U769	U770	A771	G772	A773	A774	C775	U776	C777	U778	U779	U780									
U781	C782	U783	C784	U785	U786	A787	C788	U789	G790	C791	A792	A793	G794	G795	G796	A797	G798	A799	C800	U801	U802	U803	U804	A805	U806	U807	U808	U809	A810	C811	C812	C813	C814	C815	C816	U817	C818	C819	C820	U821	U822	U823	C824	U825	C826	A827	U828	U829	U830	U831	C832	U833	U834	C835	U836	U837	U838	U839	U840										
G841	U842	C843	U844	A845	U846	U847	U848	U849	C850	C851	A852	A853	A854	C855	G856	U857	C858	U859	C860	U861	U862	U863	U864	U865	U866	U867	U868	U869	A870	C871	U872	U873	U874	U875	U876	U877	U878	U879	U880	U881	U882	U883	U884	U885	U886	U887	U888	U889	U890	U891	U892	U893	U894	U895	U896	U897	U898	A900											
C901	C902	C903	C904	A905	A906	A907	G908	G909	U910	C911	G912	U913	G914	A915	A916	C917	U918	A919	U920	C921	C922	C923	U924	C925	C926	A927	C928	A929	A930	C931	C932	C933	G934	A935	A936	U937	C938	C939	C940	C941	C942	C943	C944	A945	A946	A947	C948	C949	C950	C951	C952	C953	C954	C955	U956	A957	C958	U959	C960										
C961	U962	G963	U964	A965	G966	C967	G968	A969	U970	U971	G972	U973	G974	A975	G976	U977	U978	G979	C980	A981	A982	A983	U984	C985	C986	C987	U988	U989	A990	C991	C992	C993	U994	A995	U996	U997	U998	G999	C1000	G1001	U1002	G1003	U1004	C1005	G1006	G1007	A1008	G1009	C1010	G1011	A1012	A1013	C1014	U1015	U1016	C1017	U1018	C1019	A1020										
U241	U242	C243	A244	U245	G246	U247	G248	A249	C250	U251	A252	U253	U254	G255	A256	C257	U258	C259	U260	C261	A262	G263	U264	A265	C266	A267	U268	C269	A269	U270	C271	A272	G273	C274	C275	C276	A277	U278	U279	U280	C281	U282	A282	U283	G284	A285	A286	C287	U287	U288	A289	A290	U291	U292	U293	U294	A295	U296	A297	C298	C299	C300							
U301	A302	C303	G304	C305	G306	C307	C308	U309	C310	C311	U312	C313	A314	U315	A316	C317	U318	C319	U320	A321	A322	G323	U324	A325	C326	C327	U328	A328	G329	A330	C331	U332	U333	A333	C334	C335	A336	C337	U338	G339	U340	U341	U342	A342	U343	G344	A345	A346	A347	U347	U348	G349	C350	U351	U352	C352	U353	U354	A355	U356	C356	A357	A358	C359	C360				
C361	G362	C363	C364	A365	G366	C367	U368	A369	U370	A371	U372	G373	U374	C375	U376	G377	C378	C379	A380	G321	A382	G382	C383	U384	U385	A386	A387	U388	U389	A390	U391	C392	U393	A393	G394	A394	C395	A396	U397	U398	G399	U340	A400	A401	U342	G402	A403	C404	A405	A406	A407	U408	A409	G410	C411	U352	C392	U353	A413	U354	A414	U355	C415	C396	A416	G417	G418	U419	A420
G421	C422	G423	U424	A424	G425	G426	G427	G428	A429	A430	A431	A432	G433	U434	U435	A436	G437	A438	A439	A440	G442	G443	A444	A445	U446	U447	U448	U449	G450	A451	A452	A453	G454	A455	U456	G457	A457	G458	U459	G460	A461	C462	A463	U464	A465	A466	A467	A468	C469	C470	U471	G472	A473	A474	A475	C396	C477	G478	U479	G480									
A481	C482	A483	A484	C485	G486	A487	C488	A489	A490	U491	G492	A493	A494	A495	A496	U497	A498	C499	C500	U502	U503	C503	A504	U505	U506	U507	C508	U509	U510	U511	U512	U513	G514	U515	U516	A517	C518	G519	G520	C521	C522	A523	G524	A525	C526	C527	C528	A529	A530	C531	C532	U533	C534	A535	G535	C536	C537	G538	C539	G540									
C541	A542	U543	A544	U545	U546	C547	G548	A549	U550	U551	G552	A553	A554	C555	U556	C557	C558	U559	U560	U561	C562	A563	U564	C565	U566	U567	C568	U569	U570	C569	U571	G572	G573	G574	U575	C576	U577	C578	U579	C580	U581	U582	U583	A584	G585	U586	U587	C588	A589	U590	U591	G592	C593	G594	U595	G596	C597	U598	U599	G600									
A601	C602	U603	G604	C605	G606	C607	U608	U609	A610	U611	U612	A613	A614	A615	G616	U617	U618	U619	C620	U621	U622	U623	G624	U625	G626	U627	U628	U629	U630	U631	U632	U633	U634	G635	U636	U637	U638	U639	U640	U641	U642	U643	C644	U645	C646	U647	C648	A649	C650	U651	G652	U653	U654	U655	U656	C657	U658	U659	C660										
C661	U662	U663	U664	C665	C666	U667	U668	U669	C670	U671	C672	U673	U674	C675	U676	U677	U678	U679	C680	U681	A682	C683	U684	C685	U686	U687	U688	U689	C690	U691	C692	U693	U694	U695	U696	U697	U698	U699	U700	U701	U702	U703	U704	C705	C706	C707	C708	C709	A710	C711	C712	C713	G714	U715	C716	U717	U718	U719	A720										
A721	A722	C723	A724	C725	U726	C727	A728	C729	U730	A731	A732	C733	G734	A735	G736	U737	C738	A739	A740	U801	A741	C742	A743	G744	A745	C746	G747	C748	G749	U750	A751	A752	G753	G754	G755	A756	G757	G758	A759	G760	U761	U762	U763	G764	U765	A766	U767	G768	U769	U770	A771	G772	A773	A774	C775	U776	C777	U778	U779	U780									
U781	C782	U783	C784	U785	U786	A787	C788	U789	G790	C791	A792	A793	G794	G795	G796	A797	G798	A799	C800	U801	U802	U803	U804	A805	U806	U807	U808	U809	A810	C811	C812	C813	C814	C815	C816	U817	C818	C819	C820	U821	U822	U823	C824	U825	C826	A827	U828	U829	U830	U831	C832	U833	U834	C835	U836	U837	U838	U839	U840										
G841	U842	C843	U844	A845	U846	U847	U848	U849	C850	C851	A852	A853	A854	C855	G856	U857	C858	U859	C860	U861	U862	U863	U864	U865	U866	U867	U868	U869	A870	C871	U872	U873	U874	U875	U876	U877	U878	U879	U880	U881	U882	U883	U884	U885	U886	U887	U888	U889	U890	U891	U892	U893	U894	U895	U896	U897	U898	A900											
C901	C902	C903	C904	A905	A906	A907	G908	G909	U910	C911	G912	U913	G914	A915	A916	C917	U918	A919	U920	C921	C922	C923	U924	C925	C926	A927	C928	A929	A930	C931	C932	C933	G934	A935	A936	U937	C938	C939	C940	C941	C942	C943	C944	A945	A946	A947	C948	C949	C950	C951	C952	C953	C954	C955	U956	A957	C958	U959	C960										
C961	U962	G963	U964	A965	G966	C967	G968	A969	U970	U971	G972	U973	G974	A975	G976	U977	U																																																				

U1081	U1082	A1083	A1084	G1085	A1086	A1087	G1088	U1089	A1090	U1091	U1092	G1093	U1094	G1095	C1096	G1097	G1098	U1099	A1100	A1101	A1102	G1103	C1104	A1105	A1106	U1107	U1108	G1109	A1110	U1111	U1112	A1113	G1114	A1115	G1116	G1117	C1118	A1119	U1120	U1121	G1122	G1123	U1124	G1125	U1126	U1127	C1128	U1129	U1130	G1131	U1132	A1133	A1134	U1135	A1136	U1137	C1138	G1139	A1140
C1141	C1142	U1143	A1144	U1145	U1146	C1147	U1148	C1149	A1150	A1151	A1152	C1153	U1154	U1155	U1156	A1157	A1158	U1159	U1160	G1161	U1162	G1163	C1164	A1165	A1166	A1167	C1168	A1169	A1170	C1171	C1172	C1173	A1174	U1175	C1176	C1177	U1178	U1179	A1180	G1181	U1182	U1183	A1184	U1185	U1186	U1187	U1188	A1189	U1190	C1191	A1192	A1193	G1194	G1195	C1196	U1197	U1198	U1199	U1200
G1201	G1202	U1203	U1204	G1205	C1206	A1207	U1208	A1209	C1210	A1211	U1212	A1213	U1214	U1215	G1216	A1217	A1218	G1219	C1220	A1221	C1222	C1223	A1224	A1225	G1226	U1227	G1228	G1229	U1230	C1231	U1232	U1233	U1234	C1235	U1236	U1237	C1238	U1239	G1240	U1241	A1242	A1243	G1244	C1245	G1246	G1247	A1248	G1249	C1250	A1251	C1252	A1253	C1254	G1255	A1256	U1257	U1258	C1259	G1260
G1261	A1262	U1263	U1264	G1265	U1266	A1267	C1268	A1269	U1270	C1271	U1272	U1273	A1274	G1275	G1276	U1277	A1278	U1279	A1280	U1281	C1282	U1283	G1284	A1285	A1286	G1287	U1288	C1289	A1290	A1291	A1292	A1293	C1294	G1304	C1305	U1306	U1307	C1308	U1309	C1310	G1311	A1312	C1313	C1314	A1315	C1316	U1317	G1318	A1319	A1320									
A1321	A1322	G1323	G1324	G1325	U1326	G1327	U1328	U1329	G1330	G1331	U1332	G1333	G1334	A1335	U1336	A1337	G1338	G1339	C1340	A1341	C1342	A1343	G1344	U1345	U1346	G1347	G1348	A1349	C1350	G1351	G1352	U1353	C1354	G1355	C1356	C1357	U1358	U1359	G1360	G1361	A1362	A1363	G1364	U1365	A1366	U1367	C1368	C1369	A1370	U1371	C1372	C1373	G1374	C1375	U1376	A1377	A1378	G1379	G1380
A1381	G1382	U1383	U1384	U1385	G1386	G1387	U1388	A1389	C1390	A1391	U1392	G1393	C1394	C1395	A1396	U1397	C1398	A1399	A1400	C1401	C1402	G1403	A1404	A1405	A1406	C1407	C1408	A1409	C1410	C1411	U1412	G1413	G1414	C1415	C1416	C1417	G1418	A1419	A1420	A1421	A1422	A1423	U1424	U1425	G1426	U1427	G1428	A1429	A1430	G1431	C1432	G1433	U1434	U1435	A1436	U1437	A1438	C1439	C1440
C1441	A1442	U1443	G1444	U1445	G1446	C1447	U1448	A1449	G1450	A1451	U1452	G1453	G1454	C1455	C1456	U1457	A1458	U1459	U1460	A1461	U1462	U1463	U1464	U1465	U1466	U1467	U1468	C1469	G1470	U1471	G1472	A1473	G1474	G1475	G1476	C1477	G1478	G1479	U1480	U1481	A1482	U1483	A1484	U1485	U1486	U1487	C1488	U1489	U1490	U1491	G1492	U1493	C1494	U1495	A1496	U1497	A1498	U1499	G1500
U1501	G1502	U1503	A1504	U1505	C1506	C1507	C1508	U1509	C1510	C1511	U1512	G1513	A1514	U1515	G1516	U1517	A1518	U1519	A1520	C1521	G1522	U1523	G1524	A1525	C1526	U1527	U1528	U1529	G1530	G1531	U1532	U1533	U1534	G1535	A1536	U1537	G1538	U1539	A1540	U1541	A1542	A1543	G1544	C1545	C1546	U1547	G1548	U1549	G1550	G1551	C1552	G1553	C1554	G1555	A1556	U1557	C1558	U1559	U1560
C1561	G1562	G1563	A1564	U1565	U1566	G1567	A1568	C1569	C1570	C1571	G1572	C1573	C1574	U1575	C1576	U1577	A1578	U1579	U1580	G1581	G1582	A1583	G1584	A1585	U1586	C1587	U1588	U1589	G1590	U1591	U1592	U1593	G1594	G1595	C1596	G1597	U1598	A1599	G1600	C1601	A1602	A1603	A1604	G1605	A1606	U1607	C1608	U1609	A1610	A1611	G1612	G1613	C1614	A1615	A1616	U1617	A1618	U1619	C1620
U1621	U1622	U1623	U1624	C1625	U1626	U1627	A1628	A1629	A1630	U1631	G1632	C1633	A1634	C1635	U1636	C1637	U1638	U1639	G1640	G1641	A1642	U1643	A1644	C1645	U1646	U1647	G1648	A1649	G1650	C1651	U1652	G1653	U1654	G1655	A1656	A1657	U1658	G1659	G1660	U1661	U1662	U1663	C1664	G1665	U1666	U1667	G1668	C1669	A1670	A1671	C1672	G1673	G1674	U1675	A1676	U1677	U1678	C1679	G1680
U1681	A1682	C1683	A1684	G1685	G1686	A1687	U1688	U1689	A1690	G1691	U1692	U1693	C1694	G1695	A1696	C1697	G1698	A1699	C1700	U1701	G1702	A1703	G1704	C1705	A1706	C1707	U1708	A1709	C1710	G1711	U1712	U1713	A1714	U1715	C1716	C1717	G1718	G1719	G1720	U1721	U1722	U1723	G1724	U1725	U1726	A1727	G1728	G1729	A1730	A1731	U1732	C1733	G1734	U1735	A1736	U1737	U1738	G1739	U1740
G1741	G1742	U1743	G1744	G1745	G1746	C1747	G1748	C1749	A1750	C1751	A1752	U1753	C1754	U1755	C1756	C1757	C1758	U1759	A1760	U1761	U1762	U1763	U1764	G1765	G1766	G1767	G1768	U1769	U1770	U1771	G1772	U1773	U1774	U1775	G1776	U1777	U1778	U1779	U1780	A1781	C1782	G1783	C1784	G1785	U1786	U1787	U1788	A1789	U1790	C1791	U1792	G1793	G1794	A1795	A1796	A1797	G1798	G1799	G1800
G1801	C1802	A1803	A1804	C1805	A1806	A1807	A1808	U1809	A1810	A1811	C1812	C1813	U1814	G1815	G1816	G1817	A1818	U1819	A1820	A1821	U1822	A1823	U1824	U1825	C1826	C1827	U1828	A1829	A1830	A1831	A1832	G1833	A1834	A1835	A1836	U1837	U1838	U1839	C1840	U1841	U1842	G1843	U1844	G1845	G1846	G1847													

• Molecule 35: BETA CHAIN OF THE LARGE RIBOSOMAL SUBUNIT 28S RRNA



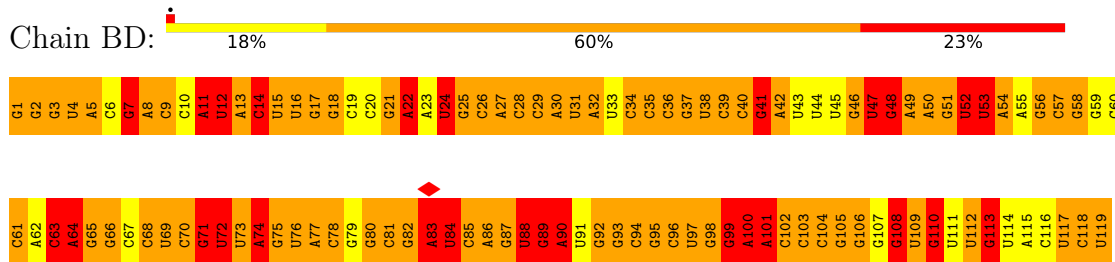
U924	U925	U926	U927	U928	U929	C930	U931	U932	U933	U934	U935	U936	U937	U938	U939	U940	U941	U942	U943	U944	U945	U946	U947	U948	U949	U950	U951	U952	U953	U954	U955	U956	U957	U958	U959	U960	U961	U962	U963	U964	U965	U966	U967	U968	U969	U970	U971	U972	U973	U974	U975	U976	U977	U978	U979	U980	U981	U982	C983
U984	U985	C986	U987	C988	C989	C990	C991	C992	C993	C994	C995	C996	C997	C998	C999	G1000	G1001	G1002	G1003	G1004	G1005	G1006	G1007	G1008	G1009	G1010	G1011	G1012	G1013	G1014	G1015	G1016	G1017	G1018	G1019	G1020	G1021	G1022	G1023	G1024	G1025	G1026	G1027	G1028	G1029	G1030	G1031	G1032	G1033	G1034	G1035	G1036	G1037	G1038	G1039	G1040	G1041	G1042	G1043
U1044	G1045	G1046	G1047	G1048	G1049	G1050	G1051	G1052	G1053	G1054	G1055	G1056	G1057	G1058	G1059	G1060	G1061	G1062	G1063	G1064	G1065	G1066	G1067	G1068	G1069	G1070	G1071	G1072	G1073	G1074	G1075	G1076	G1077	G1078	G1079	G1080	G1081	G1082	G1083	G1084	G1085	G1086	G1087	G1088	G1089	G1090	G1091	G1092	G1093	G1094	G1095	G1096	G1097	G1098	G1099	G1100	G1101	G1102	G1103
A1104	G1105	G1106	G1107	G1108	G1109	G1110	G1111	G1112	G1113	G1114	G1115	G1116	G1117	G1118	G1119	G1120	G1121	G1122	G1123	G1124	G1125	G1126	G1127	G1128	G1129	G1130	G1131	G1132	G1133	G1134	G1135	G1136	G1137	G1138	G1139	G1140	G1141	G1142	G1143	G1144	G1145	G1146	G1147	G1148	G1149	G1150	G1151	G1152	G1153	G1154	G1155	G1156	G1157	G1158	G1159	G1160	G1161	G1162	G1163
U1164	A1165	A1166	A1167	A1168	A1169	A1170	A1171	A1172	A1173	A1174	A1175	A1176	A1177	A1178	A1179	A1180	A1181	A1182	A1183	A1184	A1185	A1186	A1187	A1188	A1189	A1190	A1191	A1192	A1193	A1194	A1195	A1196	A1197	A1198	A1199	A1200	A1201	A1202	A1203	A1204	A1205	A1206	A1207	A1208	A1209	A1210	A1211	A1212	A1213	A1214	A1215	A1216	A1217	A1218	A1219	A1220	A1221	A1222	A1223
C1224	A1225	G1226	G1227	A1228	A1229	A1230	A1231	A1232	A1233	A1234	A1235	A1236	A1237	A1238	A1239	A1240	A1241	A1242	A1243	A1244	A1245	A1246	A1247	A1248	A1249	A1250	A1251	A1252	A1253	A1254	A1255	A1256	A1257	A1258	A1259	A1260	A1261	A1262	A1263	A1264	A1265	A1266	A1267	A1268	A1269	A1270	A1271	A1272	A1273	A1274	A1275	A1276	A1277	A1278	A1279	A1280	A1281	A1282	A1283
U1284	U1285	U1286	U1287	U1288	U1289	U1290	U1291	U1292	U1293	U1294	U1295	U1296	U1297	U1298	U1299	U1300	U1301	U1302	U1303	U1304	U1305	U1306	U1307	U1308	U1309	U1310	U1311	U1312	U1313	U1314	U1315	U1316	U1317	U1318	U1319	U1320	U1321	U1322	U1323	U1324	U1325	U1326	U1327	U1328	U1329	U1330	U1331	U1332	U1333	U1334	U1335	U1336	U1337	U1338	U1339	U1340	U1341	U1342	U1343
U1344	A1345	A1346	C1347	U1348	U1349	A1350	A1351	A1352	A1353	A1354	A1355	A1356	A1357	A1358	A1359	A1360	A1361	A1362	A1363	A1364	A1365	A1366	A1367	A1368	A1369	A1370	A1371	A1372	A1373	A1374	A1375	A1376	A1377	A1378	A1379	A1380	U1381	A1382	A1383	A1384	A1385	A1386	A1387	A1388	A1389	A1390	A1391	A1392	A1393	A1394	A1395	A1396	A1397	A1398	A1399	A1400	A1401	A1402	A1403
A1404	G1405	A1406	U1407	A1408	A1409	A1410	A1411	A1412	A1413	A1414	A1415	A1416	A1417	A1418	A1419	A1420	A1421	A1422	A1423	A1424	A1425	A1426	A1427	A1428	A1429	A1430	A1431	A1432	A1433	A1434	A1435	A1436	A1437	A1438	A1439	A1440	A1441	A1442	A1443	A1444	A1445	A1446	A1447	A1448	A1449	A1450	A1451	A1452	A1453	A1454	A1455	A1456	A1457	A1458	A1459	A1460	A1461	A1462	A1463
G1464	U1465	A1466	A1467	A1468	A1469	A1470	A1471	A1472	A1473	A1474	A1475	C1476	C1477	C1478	C1479	G1480	A1481	A1483	A1484	A1485	A1486	A1487	A1488	A1489	A1490	G1491	A1492	A1493	A1494	U1495	A1496	A1497	A1498	U1499	U1500	U1501	U1502	U1503	U1504	U1505	U1506	U1507	G1508	G1509	G1510	U1511	C1512	U1513	G1514	G1515	G1516	G1517	U1518	U1519	G1520	G1521	G1522	U1523	
G1524	G1525	C1526	A1527	U1528	G1529	U1530	G1531	U1532	U1533	U1534	G1535	U1536	C1537	U1538	C1539	U1540	G1541	C1542	C1543	A1544	U1545	C1546	U1547	C1548																																			

• Molecule 36: 5.8S RRNA CHAIN OF THE LARGE RIBOSOMAL SUBUNIT

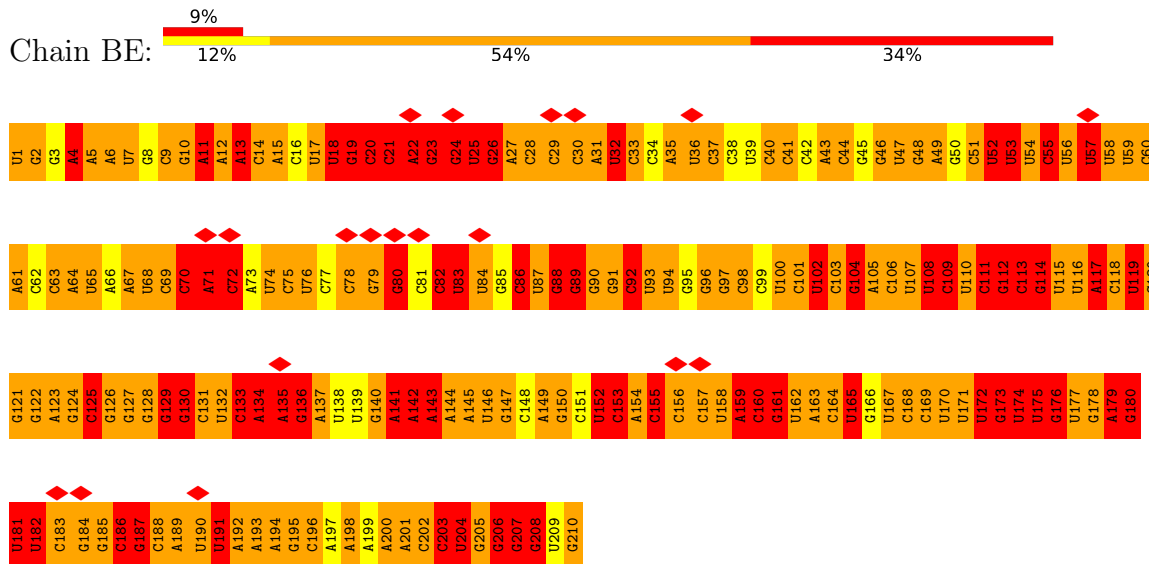


A1	A2	C3	G4	U5	G6	U7	C8	G9	C10	G11	A12	U13	G14	G15	A16	U17	G18	A19	C20	U21	U22	G23	G24	C25	U26	U27	C28	U29	C30	A31	U32	G33	U34	C35	G36	U37	U38	G39	A40	U41	C42	A43	A44	C45	G46	C47	A48	C49	C50	A51	A52	A53	G54	U55	G56	C57	G58	A59	G60	
A61	A62	G63	U64	G65	G66	U67	A68	U69	A70	C71	A72	U73	U74	G75	C76	A77	G78	A79	U80	U81	C82	A83	U84	C85	U86	C87	A88	U89	U90	G91	C92	C93	C94	A95	A96	C97	U98	C99	U99	U100	U101	C102	A103	A104	C105	U106	C107	A108	U109	A110	C111	G112	G113	C114	U115	C116	A117	U118	A119	G120
G121	A122	G123	A124	A125	G126	C127	U128	C129	U130	C131	U132	C133	G134	A135	C136	U137	C138	A139	U140	C141	C142	C143	C144	G145	U146	G147	C148	A149	U150	G151	C152	G153	A154	A155	A156	U157	U158	U159	C160	U161	C162	A163	G164	U165	G166	U167	C168	G169												

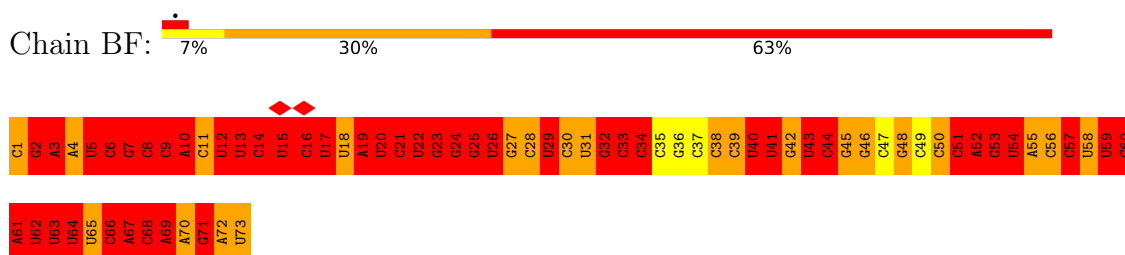
• Molecule 37: 5S RRNA CHAIN OF THE LARGE RIBOSOMAL SUBUNIT



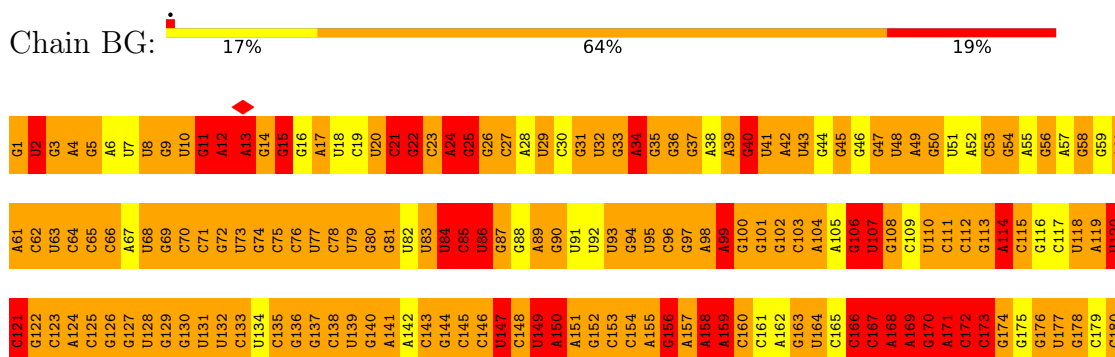
• Molecule 38: SHORT RRNA-I OF THE LARGE RIBOSOMAL SUBUNIT



• Molecule 39: SHORT RRNA-II OF THE LARGE RIBOSOMAL SUBUNIT

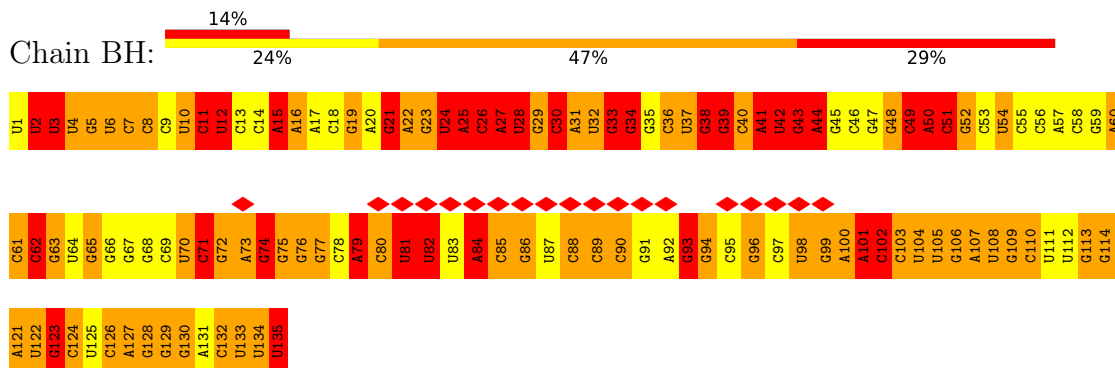


• Molecule 40: SHORT RRNA-III OF THE LARGE RIBOSOMAL SUBUNIT

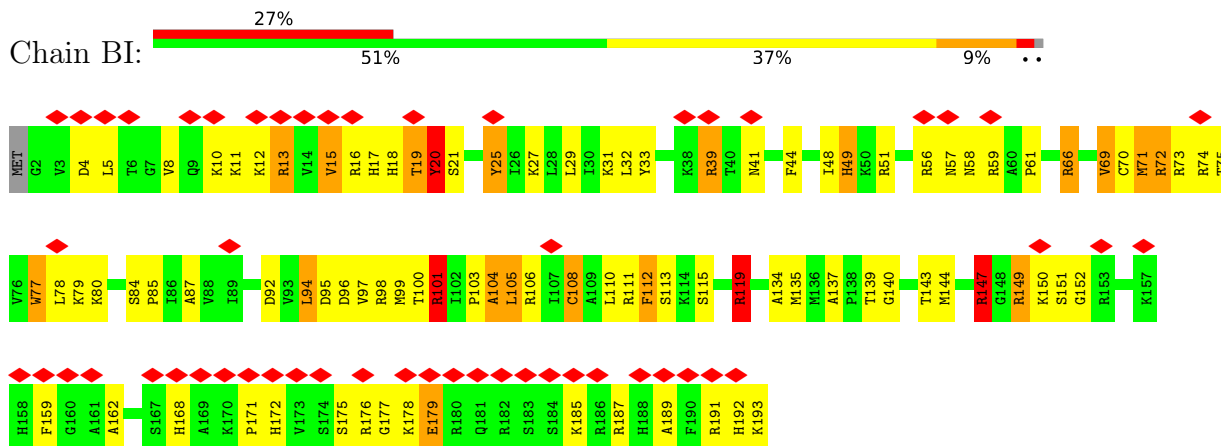


G181
G182

• Molecule 41: SHORT RRNA-IV OF THE LARGE RIBOSOMAL SUBUNIT



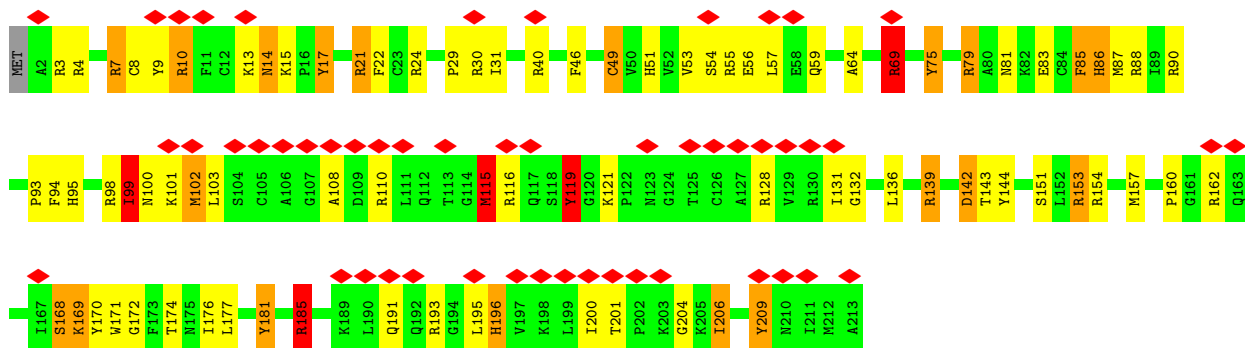
• Molecule 42: 60S RIBOSOMAL PROTEIN L18



• Molecule 43: RIBOSOMAL PROTEIN




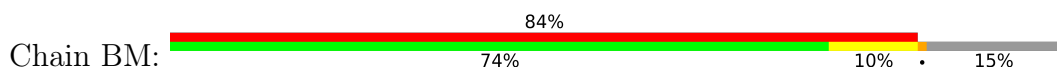
• Molecule 44: 60S RIBOSOMAL PROTEIN L10, PUTATIVE



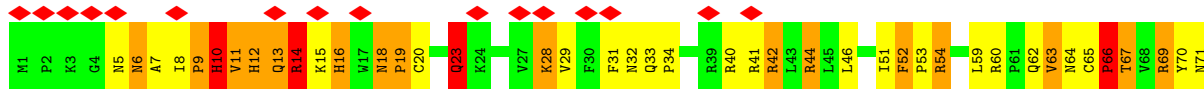
• Molecule 45: 60S RIBOSOMAL PROTEIN L11, PUTATIVE

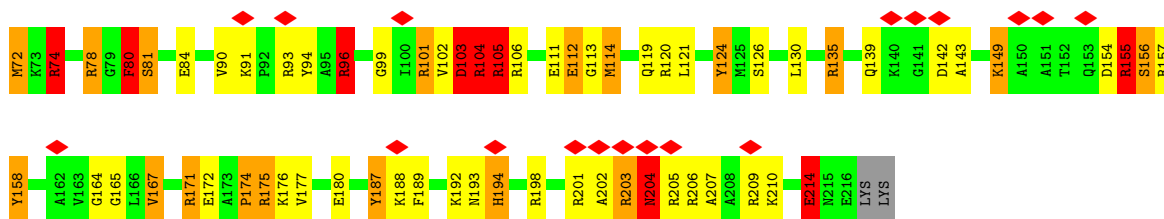


• Molecule 46: 60S RIBOSOMAL PROTEIN L12, PUTATIVE

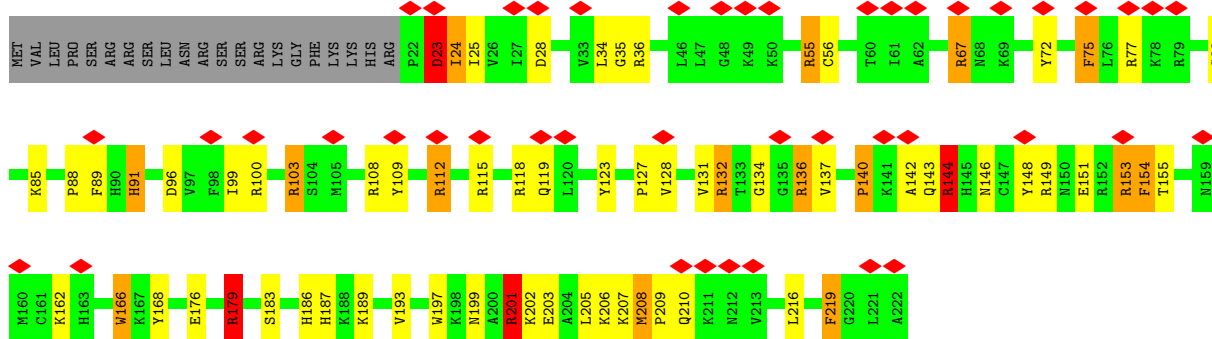


• Molecule 47: 60S RIBOSOMAL PROTEIN L13

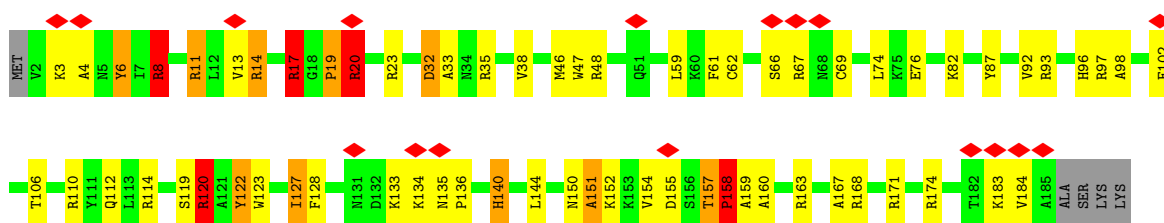




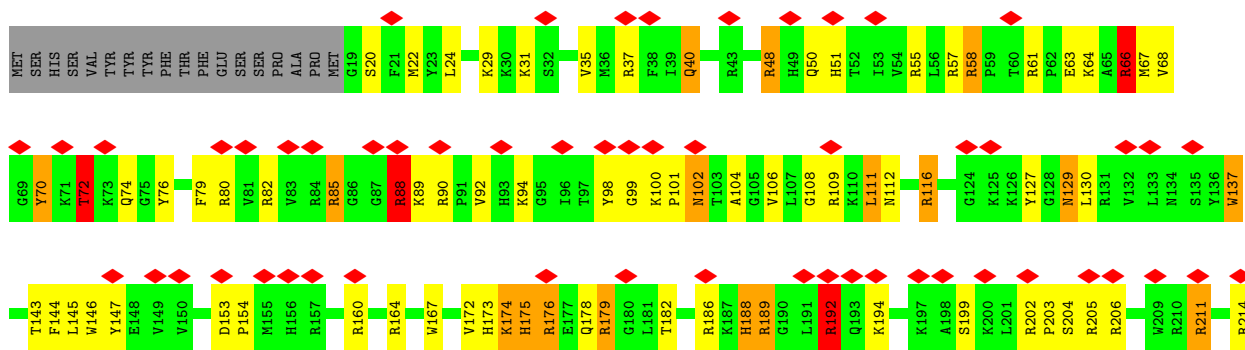
• Molecule 48: 60S RIBOSOMAL PROTEIN L13A, PUTATIVE



• Molecule 49: PROBABLE 60S RIBOSOMAL PROTEIN L14

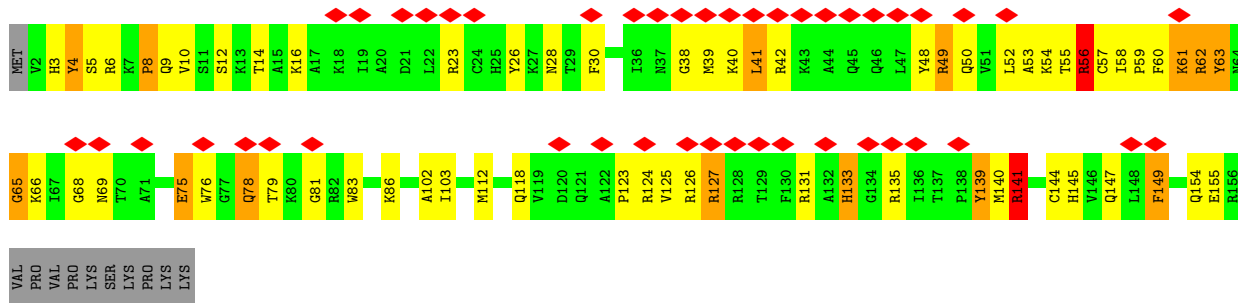


• Molecule 50: RIBOSOMAL PROTEIN L15

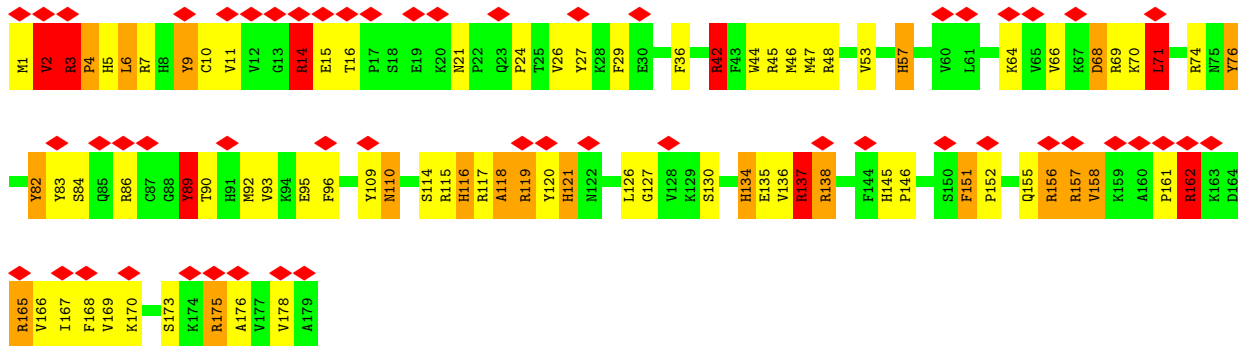




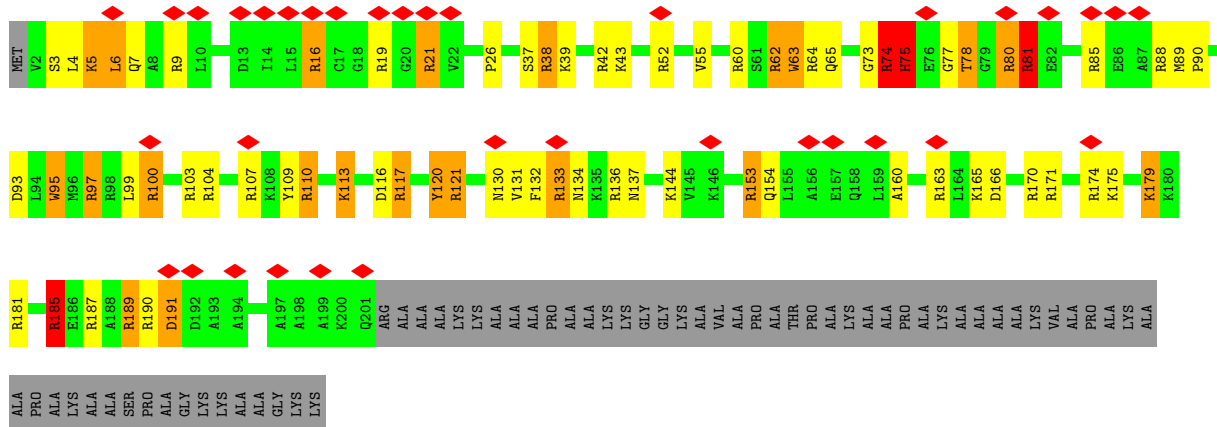
• Molecule 51: 60S RIBOSOMAL PROTEIN L17, PUTATIVE



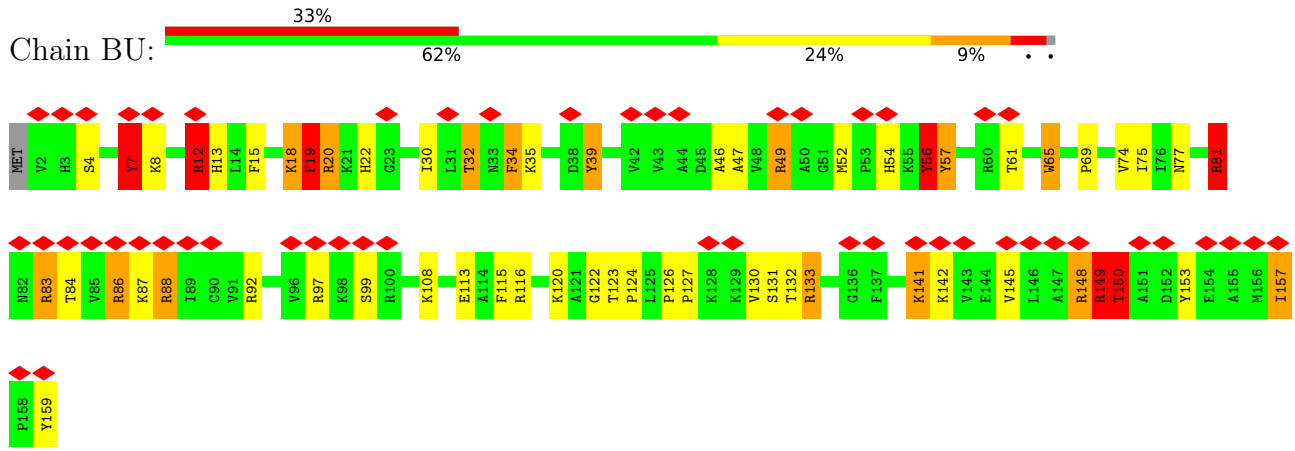
• Molecule 52: 60S RIBOSOMAL PROTEIN L18A



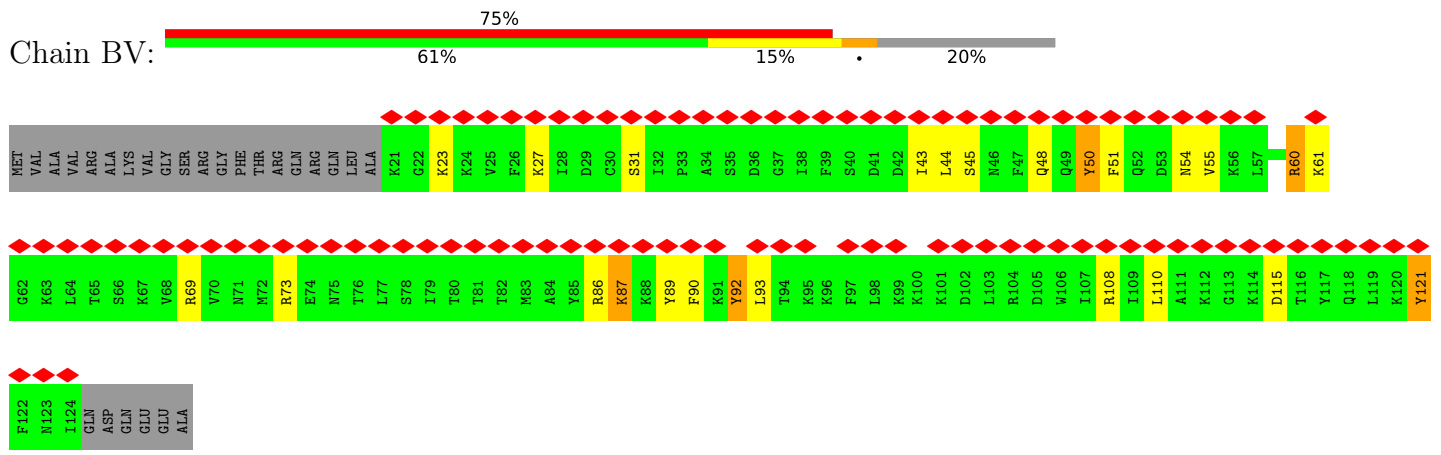
• Molecule 53: 60S RIBOSOMAL PROTEIN L19, PUTATIVE



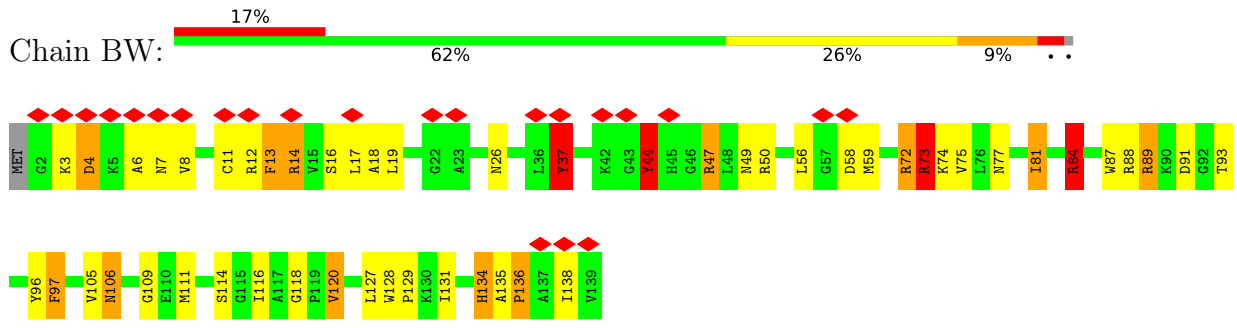
• Molecule 54: 60S RIBOSOMAL PROTEIN L21E, PUTATIVE



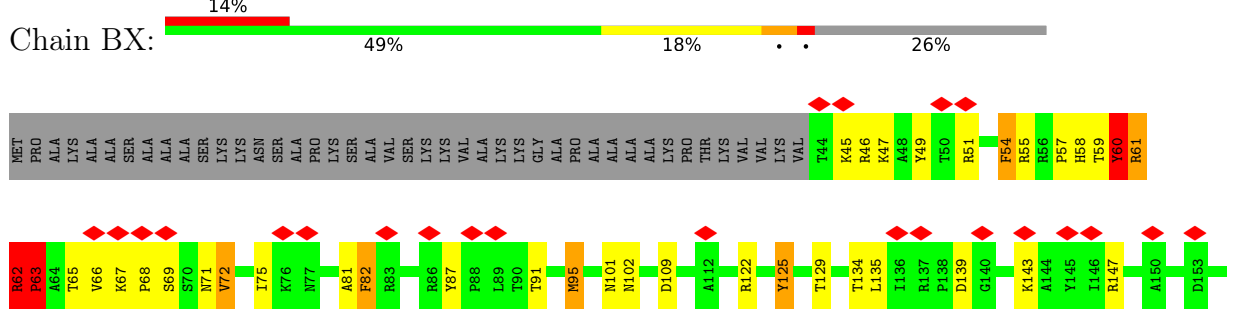
• Molecule 55: 60S RIBOSOMAL PROTEIN L22, PUTATIVE

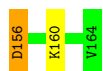


• Molecule 56: 60S RIBOSOMAL PROTEIN L23, PUTATIVE

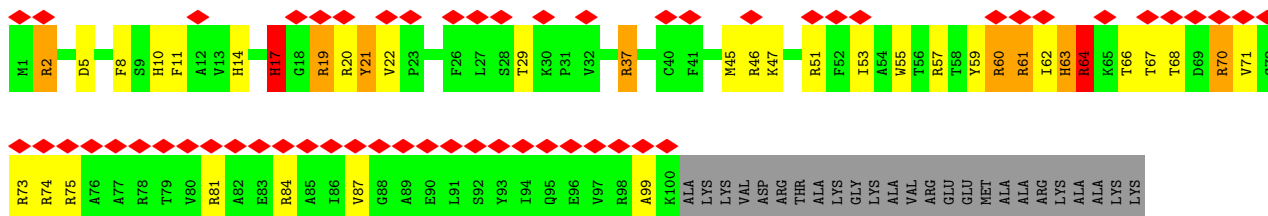


• Molecule 57: 60S RIBOSOMAL PROTEIN L23A

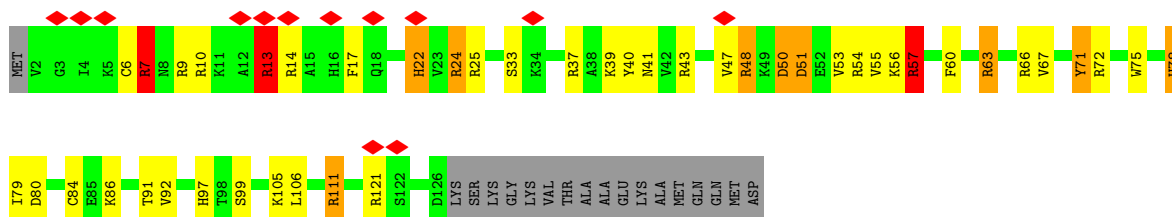




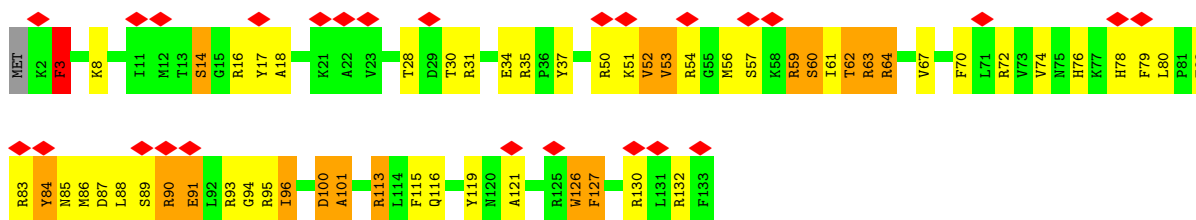
- Molecule 58: 60S RIBOSOMAL PROTEIN L24, PUTATIVE



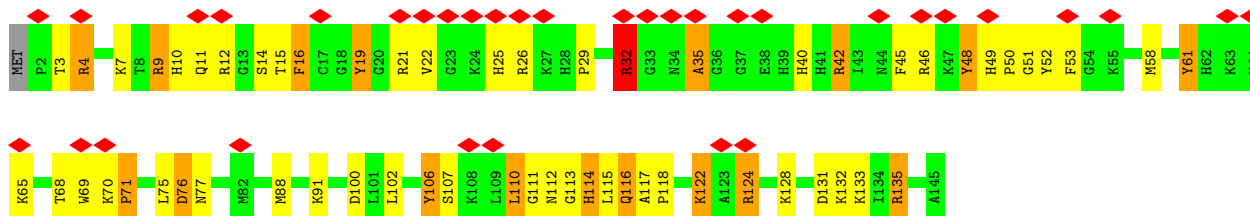
- Molecule 59: 60S RIBOSOMAL PROTEIN L26, PUTATIVE



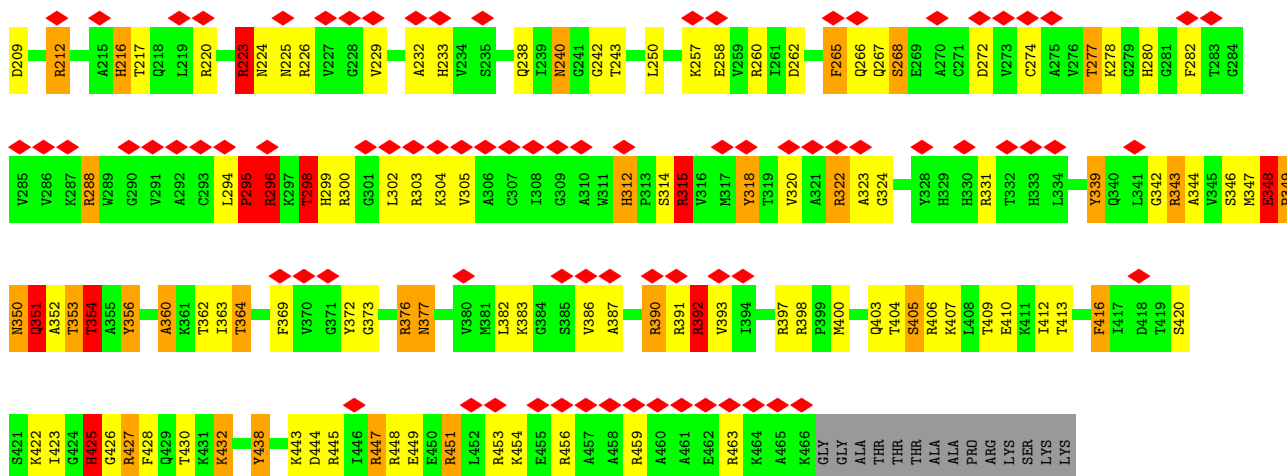
- Molecule 60: 60S RIBOSOMAL PROTEIN L27, PUTATIVE



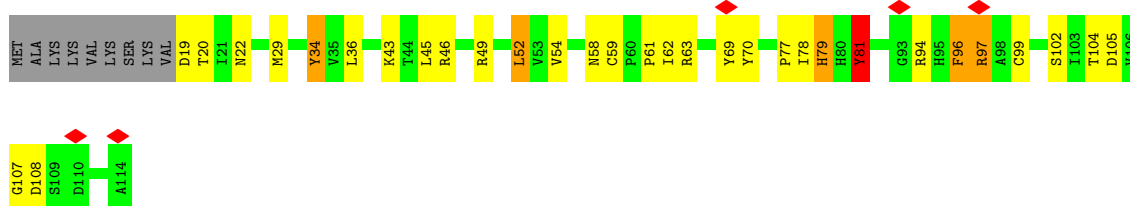
- Molecule 61: 60S RIBOSOMAL PROTEIN L27A



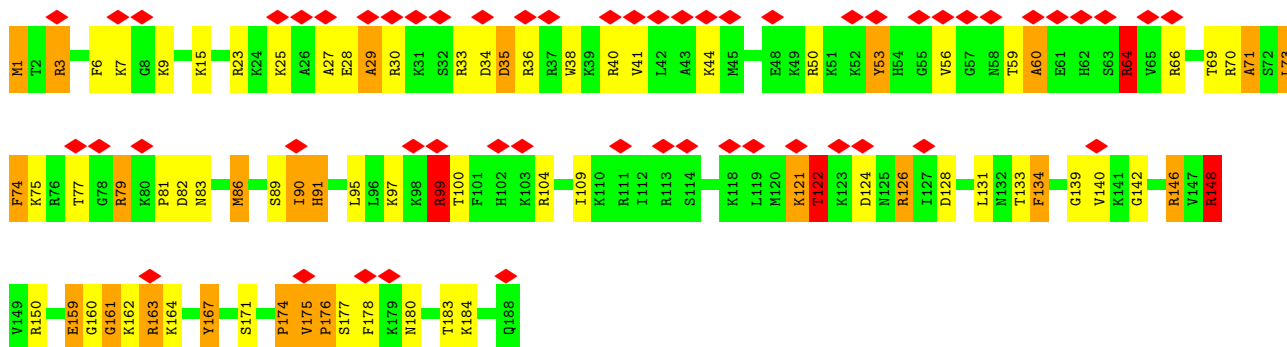
- Molecule 62: 60S RIBOSOMAL PROTEIN L28, PUTATIVE



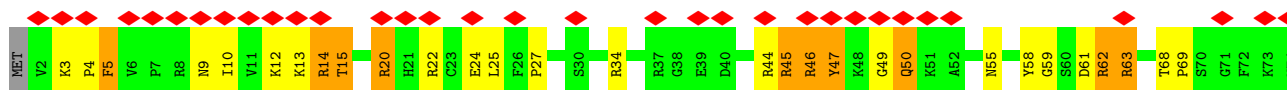
- Molecule 66: 60S RIBOSOMAL PROTEIN L30

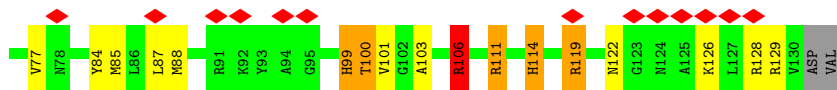


- Molecule 67: 60S RIBOSOMAL SUBUNIT PROTEIN L31, PUTATIVE

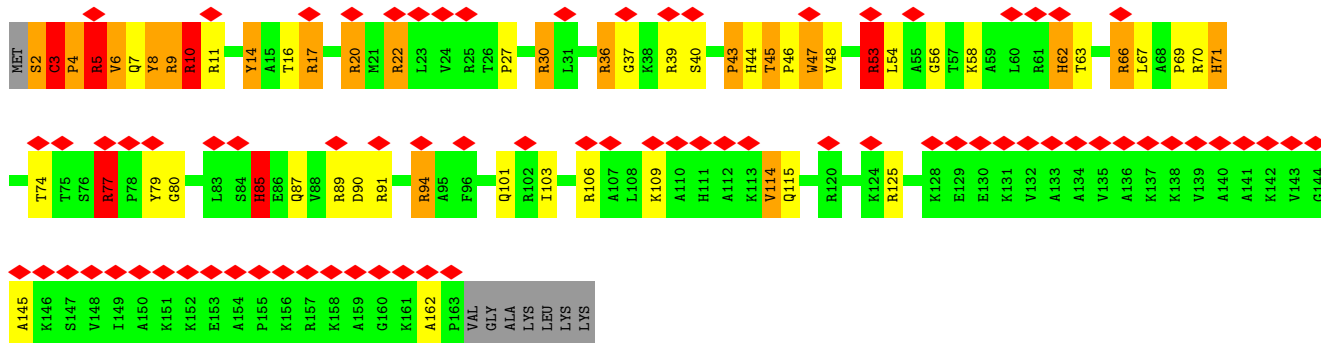


- Molecule 68: 60S RIBOSOMAL PROTEIN L32, PUTATIVE

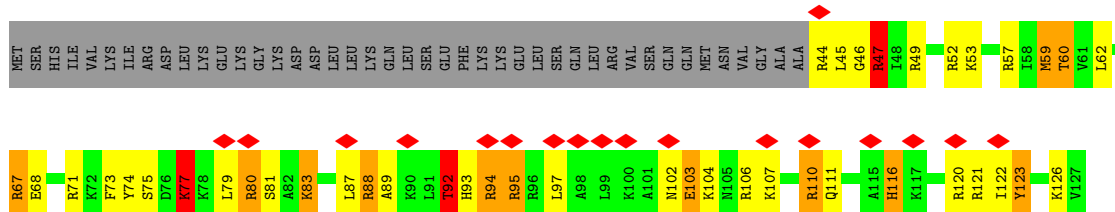
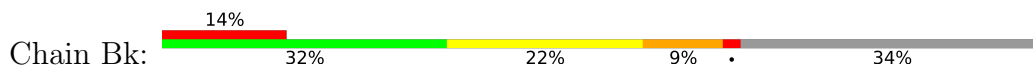




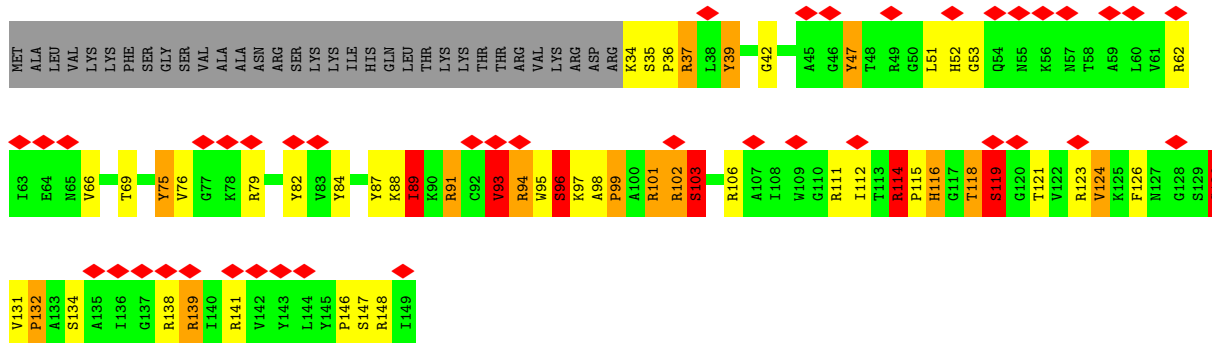
• Molecule 69: 60S RIBOSOMAL PROTEIN L34, PUTATIVE



• Molecule 70: 60S RIBOSOMAL PROTEIN L35, PUTATIVE

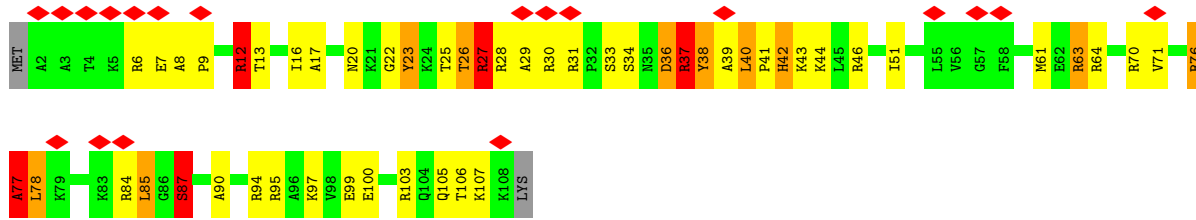


• Molecule 71: 60S RIBOSOMAL PROTEIN L35A, PUTATIVE

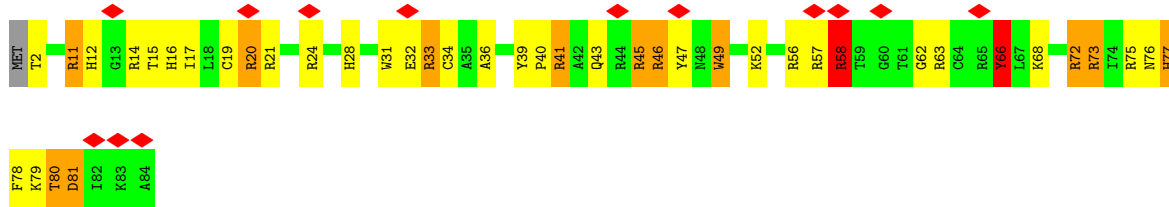


• Molecule 72: RIBOSOMAL PROTEIN L36, PUTATIVE

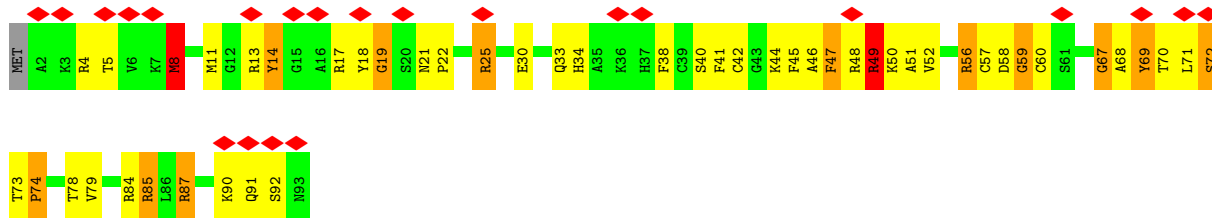




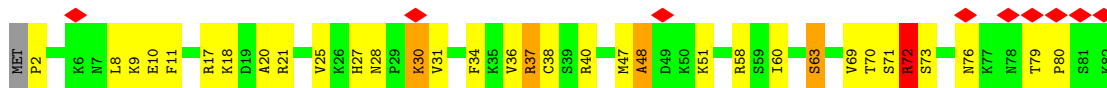
• Molecule 73: RIBOSOMAL PROTEIN L37



• Molecule 74: 60S RIBOSOMAL PROTEIN L37A, PUTATIVE



• Molecule 75: 60S RIBOSOMAL PROTEIN L38, PUTATIVE

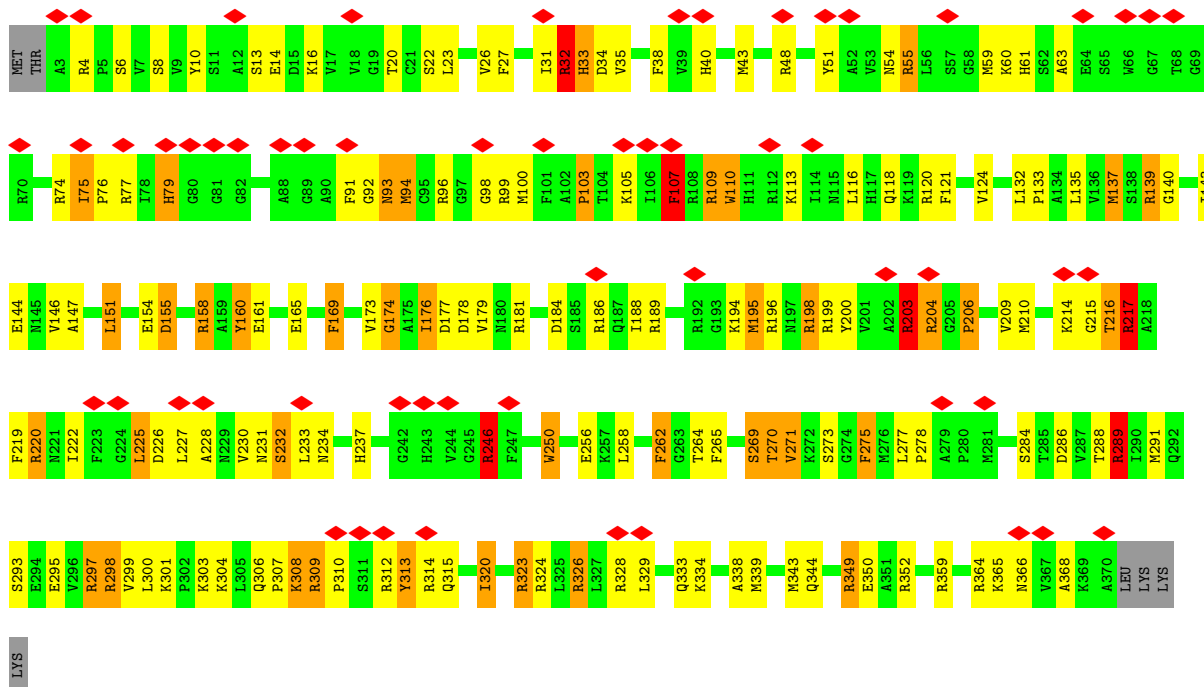


• Molecule 76: 60S RIBOSOMAL PROTEIN L39, PUTATIVE

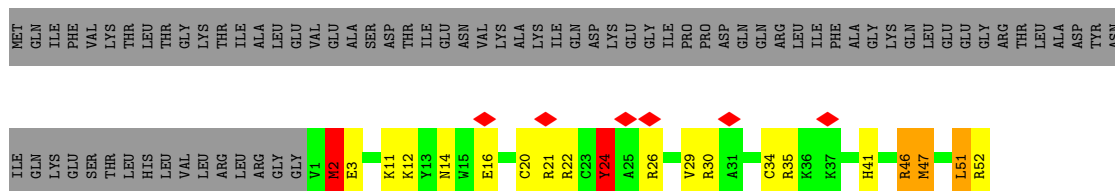


• Molecule 77: 60S RIBOSOMAL PROTEIN L4

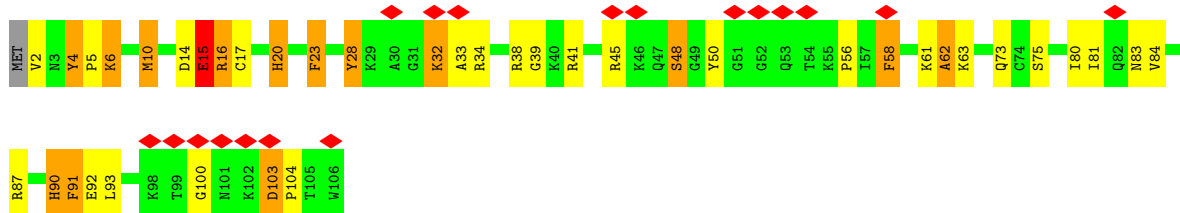




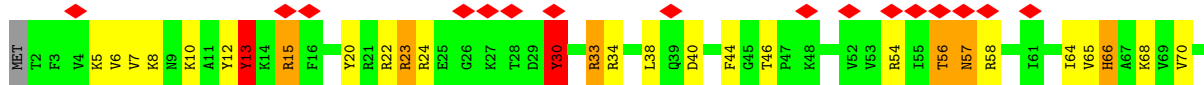
• Molecule 78: UBIQUITIN-60S RIBOSOMAL PROTEIN L40

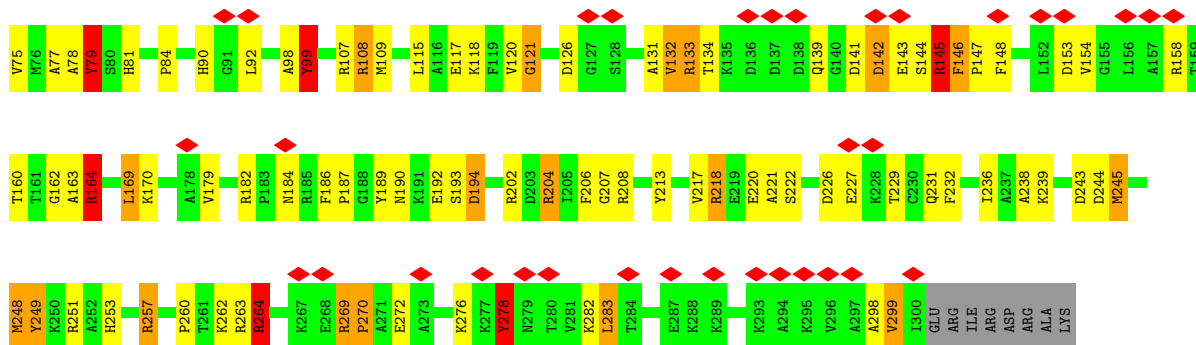


• Molecule 79: 60S RIBOSOMAL PROTEIN L44

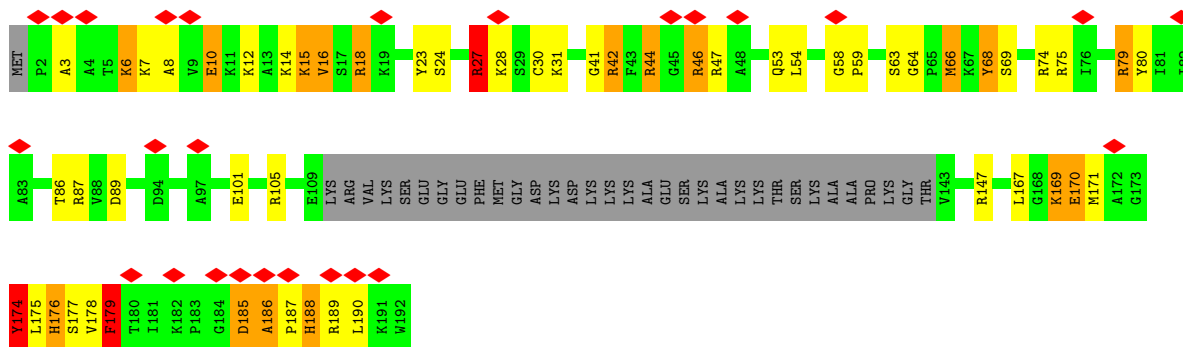


• Molecule 80: 60S RIBOSOMAL PROTEIN L5, PUTATIVE

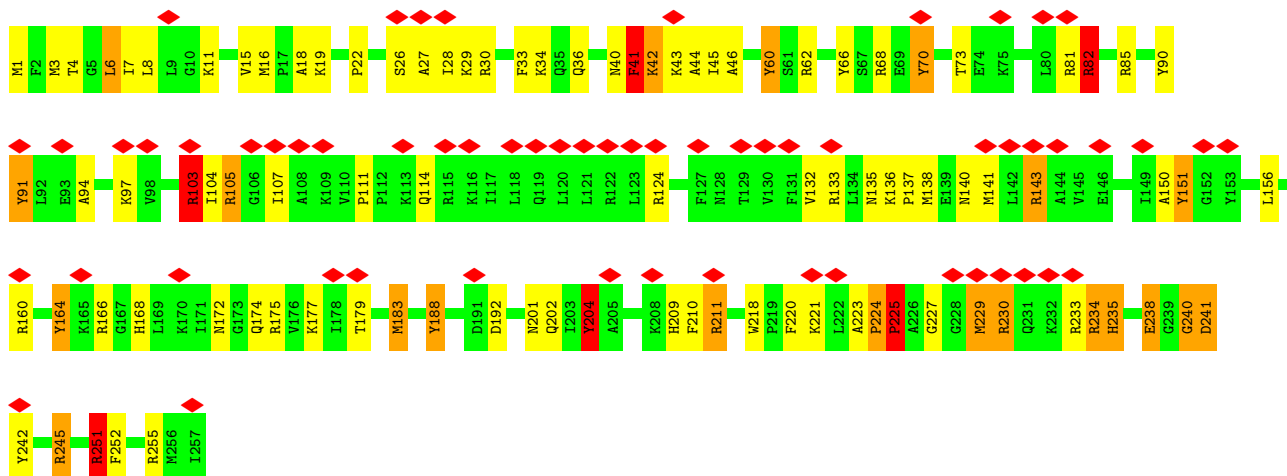




• Molecule 81: 60S RIBOSOMAL PROTEIN L6, PUTATIVE

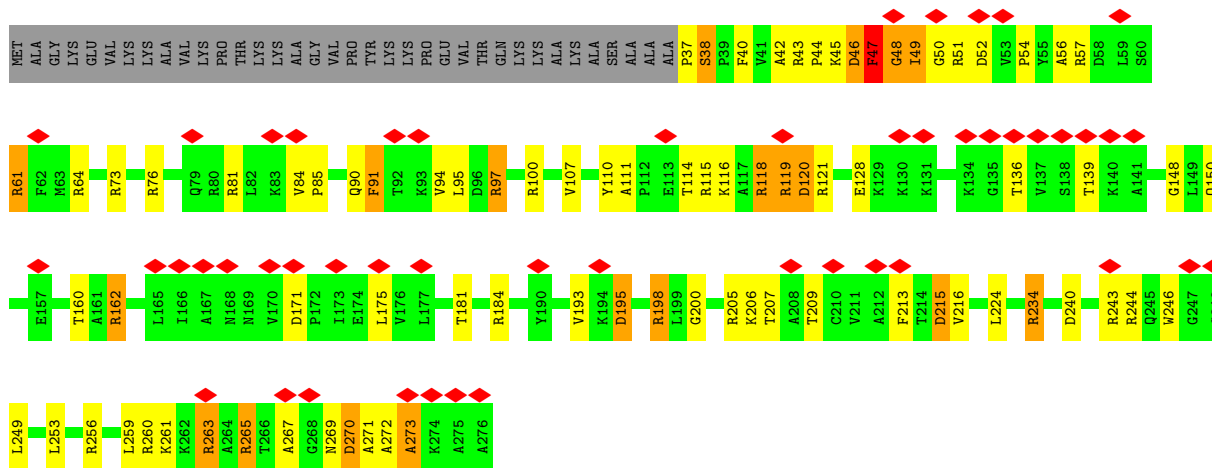


• Molecule 82: 60S RIBOSOMAL PROTEIN L7, PUTATIVE

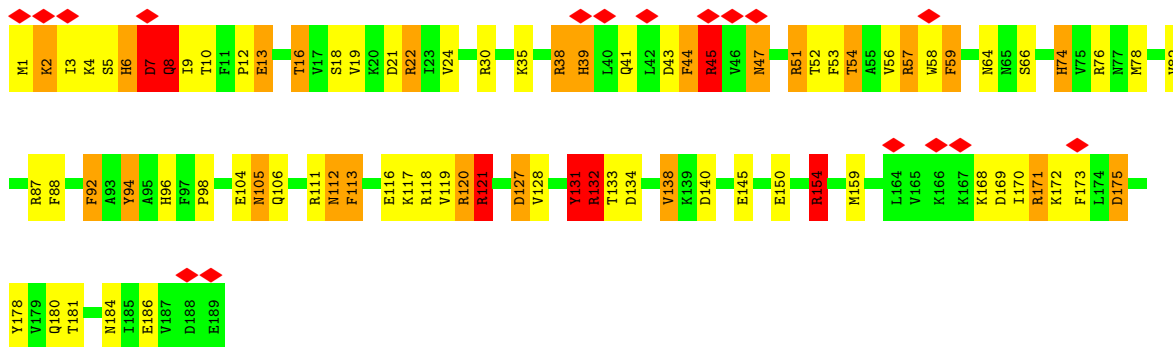


• Molecule 83: 60S RIBOSOMAL PROTEIN L7A, PUTATIVE

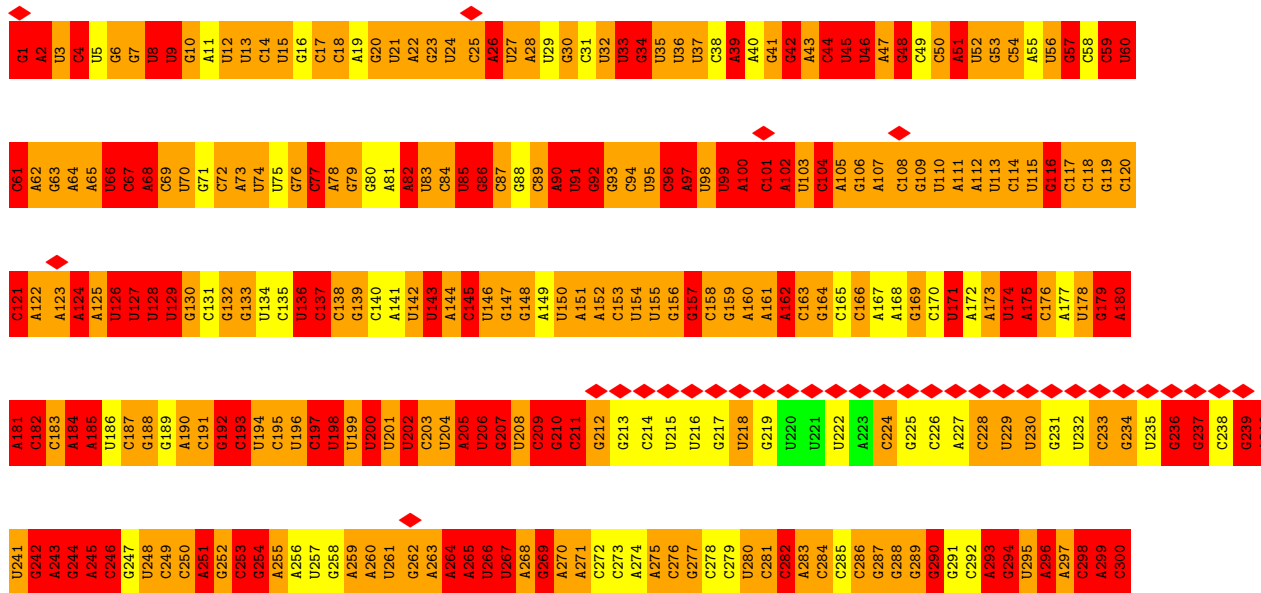




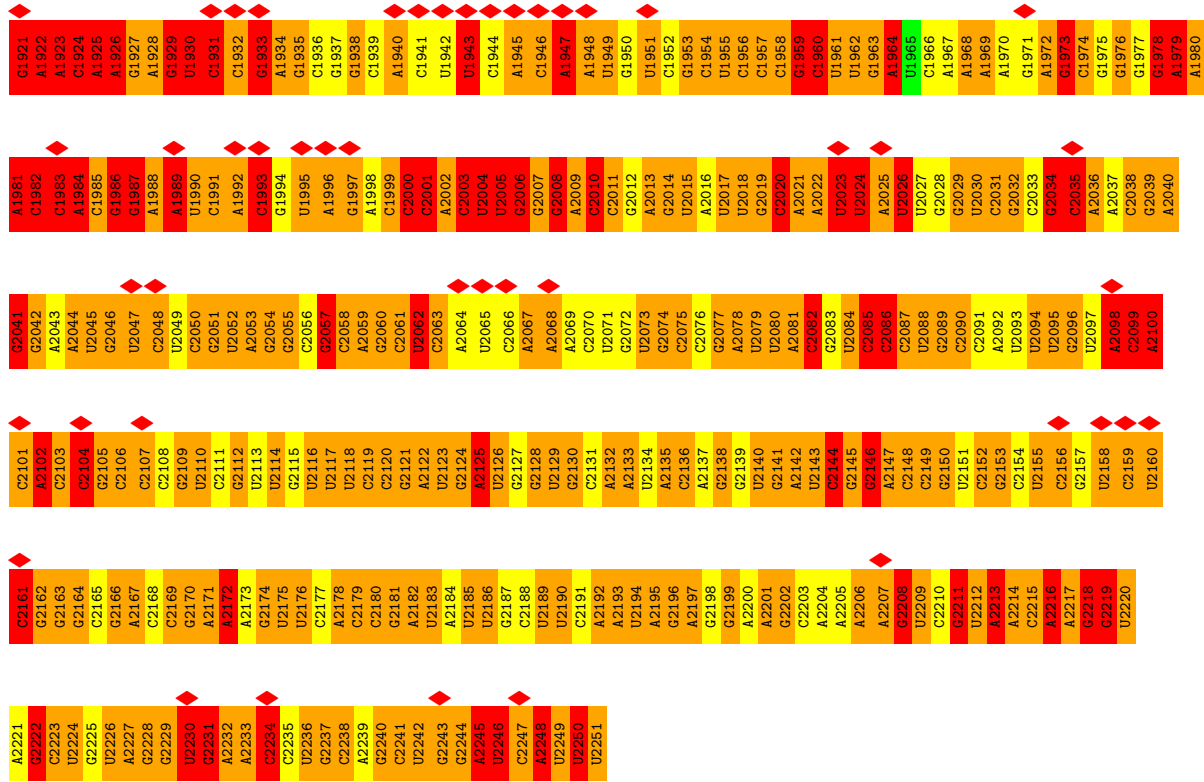
• Molecule 84: 60S RIBOSOMAL PROTEIN L9, PUTATIVE



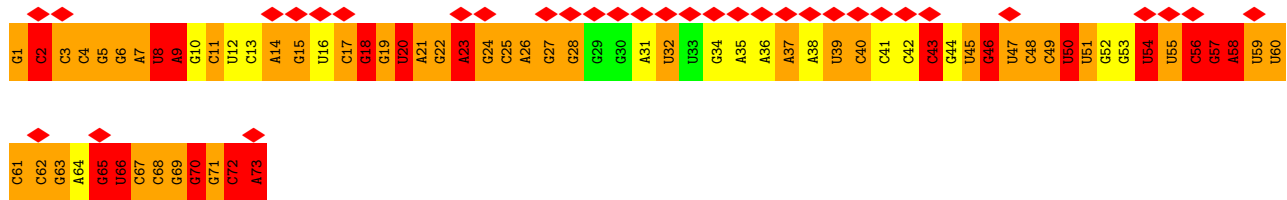
• Molecule 85: 18S RRNA OF THE SMALL RIBOSOMAL SUBUNIT



A1861	C1862	A1863	G1864	C1865	A1866	G1867	G1868	G1869	G1870	G1871	G1872	G1873	A1874	G1875	A1876	C1877	C1878	G1879	C1880	C1881	G1882	C1883	A1884	A1885	G1886	G1887	C1888	C1889	G1890	G1891	G1892	G1893	C1894	C1895	G1896	A1897	C1898	A1899	C1900	G1901	C1902	G1903	C1904	A1905	C1906	C1907	A1908	C1909	A1910	A1911	C1912	G1913	C1914	C1915	G1916	G1917	C1918	C1919	A1920		
U1801	U1802	U1803	U1804	A1805	C1806	A1807	G1808	G1809	C1810	C1811	C1812	C1813	C1814	C1815	C1816	C1817	C1818	U1819	U1820	C1821	C1822	G1823	G1824	A1825	C1826	U1827	C1828	C1829	U1830	C1831	C1832	C1833	C1834	C1835	U1836	U1837	C1838	G1839	C1840	G1841	C1842	A1843	A1844	G1845	G1846	U1847	G1848	A1849	C1850	A1851	C1852	C1853	C1854	U1855	C1856	G1857	C1858	C1859	A1860		
G1681	U1682	U1683	U1684	C1685	U1686	U1687	U1688	U1689	A1690	A1691	U1692	C1693	C1694	U1695	U1696	C1697	A1698	A1699	C1700	U1701	A1702	C1703	C1704	G1705	U1706	G1707	U1708	U1709	C1710	C1711	C1712	A1713	G1714	C1715	U1716	G1717	C1718	C1719	C1720	A1721	G1722	U1723	A1724	G1725	U1726	U1727	C1728	U1729	C1730	G1731	C1732	C1733	A1734	U1735	U1736	G	U	C	U1678	U1679	U1680
A1501	A1502	A1503	A1504	U1505	U1506	G1507	A1508	C1509	A1510	A1511	U1512	U1513	A1514	A1515	A1516	A1517	G1518	C1519	A1520	U1521	A1522	U1523	A1524	C1525	U1526	U1527	A1528	A1529	U1530	U1531	C1532	C1533	A1534	C1535	C1536	A1537	U1538	U1539	A1540	G1541	A1542	C1543	C1544	U1545	G1546	G1547	A1548	C1549	C1550	G1551	U1552	C1553	C1554	C1555	C1556	U1557	U1558	U1559	A1560		
G1441	U1442	U1443	U1444	U1445	U1446	U1447	U1448	C1449	U1450	U1451	C1452	U1453	U1454	U1455	A1456	C1457	G1458	C1459	A1460	A1461	A1462	A1463	G1464	U1465	U1466	U1467	G1468	G1469	A1470	G1471	U1472	C1473	U1474	U1475	C1476	A1477	G1478	U1479	C1480	U1481	C1482	A1483	G1484	U1485	G1486	G1487	G1488	A1489	A1490	U1491	U1492	A1493	G1494	U1495	U1496	U1497	C1498	G1499	A1500		
A1381	A1382	C1383	C1384	C1385	C1386	C1387	G1388	G1389	U1390	U1391	C1392	C1393	C1394	U1395	C1396	U1397	U1398	U1399	U1400	G1401	A1402	G1403	G1404	U1405	U1406	C1407	U1408	U1409	C1410	C1411	G1412	G1413	G1414	G1415	U1416	U1417	U1418	U1419	U1420	U1421	C1422	C1423	G1424	G1425	G1426	A1427	A1428	U1429	A1430	U1431	C1432	C1433	U1434	C1435	A1436	G1437	C1438	A1439	C1440		
G1321	C1322	G1323	G1324	C1325	C1326	U1327	U1328	U1329	U1330	G1331	U1332	G1333	C1334	C1335	G1336	U1337	C1338	C1339	C1340	U1341	U1342	U1343	G1344	C1345	C1346	U1347	C1348	A1349	A1350	U1351	U1352	U1353	A1354	U1355	U1356	U1357	U1358	C1359	C1360	A1361	U1362	U1363	U1364	U1365	A1366	C1367	G1368	C1369	G1370	C1371	C1372	A1373	U1374	U1375	U1376	C1377	U1378	A1379	U1380		
U1261	A1262	G1263	U1264	C1265	C1266	A1267	C1268	U1269	U1270	C1271	G1272	C1273	C1274	A1275	A1276	C1277	C1278	U1279	U1280	G1281	A1282	C1283	C1284	C1285	C1286	C1287	U1288	U1289	G1290	A1291	U1292	U1293	U1294	G1295	G1296	G1297	U1298	A1299	C1299	A1300	C1301	A1302	U1303	C1304	A1305	U1306	U1307	A1247	U1308	G1309	G1310	U1311	G1312	C1313	C1314	U1315	G1316	U1317	U1318	U1319	G1320
A1201	G1202	G1203	A1204	U1205	C1206	C1207	C1208	U1209	U1210	C1211	U1212	U1213	C1214	A1215	A1216	U1217	C1218	A1219	U1220	G1221	A1222	C1223	C1224	C1225	A1226	A1227	C1228	G1229	U1230	G1231	U1232	G1233	G1234	G1235	G1236	A1237	U1238	C1239	A1240	A1241	A1242	G1243	A1244	G1245	U1246	A1247	U1248	U1249	G1191	G1192	A1193	U1194	U1195	C1196	U1197	U1198	C1199	A1200			
U1141	G1142	C1143	G1144	U1145	C1146	A1147	G1148	A1149	U1150	G1151	U1152	G1153	A1154	A1155	A1156	U1157	U1158	C1159	U1160	U1161	A1162	C1163	A1164	C1165	C1166	G1167	C1168	A1169	C1170	C1171	A1172	G1173	G1174	A1175	C1176	G1177	A1178	A1179	C1180	U1181	A1182	C1183	A1184	G1185	C1186	G1187	A1188	A1189	G1190	C1191	G1192	A1193	U1194	U1195	C1196	U1197	U1198	C1199	A1200		



• Molecule 86: E-SITE TRNA



4 Experimental information

Property	Value	Source
EM reconstruction method	SINGLE PARTICLE	Depositor
Imposed symmetry	POINT, C1	Depositor
Number of particles used	164000	Depositor
Resolution determination method	Not provided	
CTF correction method	PHASE-FLIPPING	Depositor
Microscope	FEI TECNAI F30	Depositor
Voltage (kV)	300	Depositor
Electron dose ($e^-/\text{\AA}^2$)	25	Depositor
Minimum defocus (nm)	1500	Depositor
Maximum defocus (nm)	4000	Depositor
Magnification	59000	Depositor
Image detector	KODAK SO-163 FILM	Depositor
Maximum map value	483783.781	Depositor
Minimum map value	-202702.703	Depositor
Average map value	7679.429	Depositor
Map value standard deviation	33729.660	Depositor
Recommended contour level	108000.0	Depositor
Map size (\AA)	391.31, 391.31, 391.31	wwPDB
Map dimensions	359, 359, 359	wwPDB
Map angles ($^\circ$)	90.0, 90.0, 90.0	wwPDB
Pixel spacing (\AA)	1.09, 1.09, 1.09	Depositor

5 Model quality i

5.1 Standard geometry i

The Z score for a bond length (or angle) is the number of standard deviations the observed value is removed from the expected value. A bond length (or angle) with $|Z| > 5$ is considered an outlier worth inspection. RMSZ is the root-mean-square of all Z scores of the bond lengths (or angles).

Mol	Chain	Bond lengths		Bond angles	
		RMSZ	# Z >5	RMSZ	# Z >5
1	A0	1.19	2/1808 (0.1%)	1.83	45/2432 (1.9%)
2	A1	1.37	5/1973 (0.3%)	1.90	53/2657 (2.0%)
3	A2	1.08	0/1507	1.76	36/2027 (1.8%)
4	A3	1.32	1/2026 (0.0%)	1.92	53/2699 (2.0%)
5	A4	1.33	2/1623 (0.1%)	2.04	60/2185 (2.7%)
6	A5	1.42	6/1574 (0.4%)	1.83	36/2100 (1.7%)
7	A6	1.38	3/1548 (0.2%)	1.95	44/2076 (2.1%)
8	A7	1.06	0/2471	1.64	33/3368 (1.0%)
9	A8	1.09	0/337	1.68	4/445 (0.9%)
10	A9	0.91	0/542	1.55	8/722 (1.1%)
11	AC	1.41	1/1655 (0.1%)	1.76	29/2240 (1.3%)
12	AD	1.02	0/877	1.60	13/1182 (1.1%)
13	AE	1.32	4/1324 (0.3%)	1.83	29/1771 (1.6%)
14	AF	0.76	0/946	1.36	11/1270 (0.9%)
15	AG	1.45	2/1170 (0.2%)	1.93	41/1567 (2.6%)
16	AH	1.24	0/937	1.77	21/1263 (1.7%)
17	AI	0.92	0/1098	1.64	15/1473 (1.0%)
18	AJ	1.29	0/1035	1.78	13/1386 (0.9%)
19	AK	1.06	0/1211	1.77	24/1625 (1.5%)
20	AL	1.24	1/1033 (0.1%)	1.91	27/1380 (2.0%)
21	AM	1.05	0/1247	1.76	29/1666 (1.7%)
22	AO	1.08	0/1206	1.81	23/1613 (1.4%)
23	AP	1.40	1/1766 (0.1%)	1.83	37/2383 (1.6%)
24	AQ	1.11	0/839	1.77	23/1139 (2.0%)
25	AR	1.52	3/612 (0.5%)	1.96	26/835 (3.1%)
26	AS	1.22	0/1137	1.73	27/1520 (1.8%)
27	AT	1.17	2/1065 (0.2%)	1.99	30/1411 (2.1%)
28	AU	1.00	0/681	1.54	6/907 (0.7%)
29	AV	1.17	0/825	1.95	19/1105 (1.7%)
30	AW	1.37	1/648 (0.2%)	1.84	14/868 (1.6%)
31	AX	1.11	2/1649 (0.1%)	1.71	35/2203 (1.6%)
32	AY	1.22	0/521	1.83	9/685 (1.3%)
33	AZ	1.20	1/527 (0.2%)	1.77	13/702 (1.9%)
34	BA	4.08	8852/44057 (20.1%)	3.34	8033/68678 (11.7%)

Mol	Chain	Bond lengths		Bond angles	
		RMSZ	# Z >5	RMSZ	# Z >5
35	BB	3.66	5797/34826 (16.6%)	2.99	5090/54269 (9.4%)
36	BC	4.32	938/4004 (23.4%)	3.24	674/6235 (10.8%)
37	BD	4.09	601/2830 (21.2%)	3.33	521/4410 (11.8%)
38	BE	3.90	902/4956 (18.2%)	3.64	1067/7716 (13.8%)
39	BF	3.69	277/1691 (16.4%)	3.64	354/2627 (13.5%)
40	BG	4.34	1057/4358 (24.3%)	3.41	840/6797 (12.4%)
41	BH	3.79	548/3201 (17.1%)	3.52	652/4987 (13.1%)
42	BI	1.47	4/1553 (0.3%)	2.04	64/2070 (3.1%)
43	BJ	0.72	0/1743	1.28	12/2339 (0.5%)
44	BK	1.40	3/1760 (0.2%)	1.89	45/2359 (1.9%)
45	BL	1.33	1/1385 (0.1%)	1.80	33/1851 (1.8%)
46	BM	0.67	0/1033	1.21	1/1394 (0.1%)
47	BN	2.40	4/1793 (0.2%)	2.18	80/2392 (3.3%)
48	BO	1.46	2/1655 (0.1%)	1.84	44/2214 (2.0%)
49	BP	1.48	3/1506 (0.2%)	1.97	45/2014 (2.2%)
50	BQ	1.52	1/1755 (0.1%)	1.84	42/2346 (1.8%)
51	BR	1.39	1/1270 (0.1%)	1.99	39/1705 (2.3%)
52	BS	1.36	3/1508 (0.2%)	2.06	54/2028 (2.7%)
53	BT	1.45	1/1689 (0.1%)	1.97	65/2232 (2.9%)
54	BU	1.35	1/1290 (0.1%)	1.89	39/1734 (2.2%)
55	BV	0.96	0/878	1.57	13/1169 (1.1%)
56	BW	1.44	5/1059 (0.5%)	2.00	32/1424 (2.2%)
57	BX	1.56	4/1007 (0.4%)	1.97	35/1353 (2.6%)
58	BY	1.28	1/857 (0.1%)	1.82	26/1150 (2.3%)
59	BZ	1.44	3/1021 (0.3%)	2.07	43/1362 (3.2%)
60	Ba	1.40	0/1111	1.95	31/1479 (2.1%)
61	Bb	1.35	4/1165 (0.3%)	1.92	34/1554 (2.2%)
62	Bc	2.50	3/1145 (0.3%)	2.20	62/1528 (4.1%)
63	Bd	1.21	2/582 (0.3%)	1.98	22/777 (2.8%)
64	Be	1.50	7/1416 (0.5%)	1.91	38/1905 (2.0%)
65	Bf	1.43	8/3387 (0.2%)	1.99	129/4548 (2.8%)
66	Bg	1.75	3/745 (0.4%)	2.09	23/1005 (2.3%)
67	Bh	1.27	4/1551 (0.3%)	2.00	56/2059 (2.7%)
68	Bi	1.39	2/1076 (0.2%)	1.91	30/1439 (2.1%)
69	Bj	1.24	3/1312 (0.2%)	1.85	34/1743 (2.0%)
70	Bk	1.46	0/726	2.06	31/957 (3.2%)
71	Bl	1.44	4/958 (0.4%)	2.05	35/1290 (2.7%)
72	Bm	1.54	1/859 (0.1%)	1.97	29/1141 (2.5%)
73	Bn	1.60	1/713 (0.1%)	2.01	28/949 (3.0%)
74	Bo	1.70	8/727 (1.1%)	1.88	26/968 (2.7%)
75	Bp	1.50	1/666 (0.2%)	1.87	15/885 (1.7%)
76	Bq	1.31	1/471 (0.2%)	1.71	9/626 (1.4%)
77	Br	1.46	5/2937 (0.2%)	1.98	106/3943 (2.7%)

Mol	Chain	Bond lengths		Bond angles	
		RMSZ	# Z >5	RMSZ	# Z >5
78	Bs	1.40	1/433 (0.2%)	1.86	12/572 (2.1%)
79	Bt	1.36	1/883 (0.1%)	1.87	24/1170 (2.1%)
80	Bu	1.30	1/2397 (0.0%)	1.88	65/3219 (2.0%)
81	Bv	1.30	1/1242 (0.1%)	1.84	29/1667 (1.7%)
82	Bw	1.44	2/2105 (0.1%)	1.91	49/2823 (1.7%)
83	Bx	1.48	5/1936 (0.3%)	1.85	38/2603 (1.5%)
84	By	1.32	1/1561 (0.1%)	1.95	62/2098 (3.0%)
85	AA	3.42	7237/52940 (13.7%)	3.10	8226/82489 (10.0%)
86	AB	2.36	80/1740 (4.6%)	2.66	188/2712 (6.9%)
All	All	3.06	26432/250887 (10.5%)	2.80	28260/369909 (7.6%)

Chiral center outliers are detected by calculating the chiral volume of a chiral center and verifying if the center is modelled as a planar moiety or with the opposite hand. A planarity outlier is detected by checking planarity of atoms in a peptide group, atoms in a mainchain group or atoms of a sidechain that are expected to be planar.

Mol	Chain	#Chirality outliers	#Planarity outliers
1	A0	0	19
2	A1	0	18
3	A2	0	11
4	A3	0	23
5	A4	0	27
6	A5	0	23
7	A6	0	26
8	A7	0	17
9	A8	0	4
10	A9	0	4
11	AC	0	21
12	AD	0	10
13	AE	0	25
14	AF	0	6
15	AG	0	17
16	AH	0	8
17	AI	0	10
18	AJ	0	11
19	AK	0	20
20	AL	0	6
21	AM	0	18
22	AO	0	17
23	AP	0	14
24	AQ	0	7
25	AR	0	12

Continued on next page...

Continued from previous page...

Mol	Chain	#Chirality outliers	#Planarity outliers
26	AS	0	7
27	AT	0	27
28	AU	0	7
29	AV	0	13
30	AW	0	13
31	AX	0	10
32	AY	0	13
33	AZ	0	3
34	BA	0	1404
35	BB	0	967
36	BC	0	128
37	BD	0	89
38	BE	0	169
39	BF	0	61
40	BG	0	144
41	BH	0	87
42	BI	0	19
43	BJ	0	7
44	BK	0	26
45	BL	0	15
47	BN	1	31
48	BO	0	21
49	BP	0	24
50	BQ	0	28
51	BR	0	21
52	BS	0	21
53	BT	0	24
54	BU	0	21
55	BV	0	6
56	BW	0	10
57	BX	0	7
58	BY	0	15
59	BZ	0	12
60	Ba	0	20
61	Bb	0	15
62	Bc	0	27
63	Bd	0	10
64	Be	0	21
65	Bf	0	48
66	Bg	0	8
67	Bh	0	23
68	Bi	0	13

Continued on next page...

Continued from previous page...

Mol	Chain	#Chirality outliers	#Planarity outliers
69	Bj	1	23
70	Bk	0	12
71	Bl	0	23
72	Bm	0	16
73	Bn	0	14
74	Bo	0	12
75	Bp	0	6
76	Bq	0	9
77	Br	0	46
78	Bs	0	5
79	Bt	0	13
80	Bu	0	34
81	Bv	0	22
82	Bw	0	32
83	Bx	0	19
84	By	1	27
85	AA	0	1567
86	AB	0	45
All	All	3	5934

All (26432) bond length outliers are listed below:

Mol	Chain	Res	Type	Atoms	Z	Observed(Å)	Ideal(Å)
85	AA	469	G	C5-C4	80.15	1.94	1.38
47	BN	7	ALA	CA-C	79.39	3.59	1.52
34	BA	743	A	N9-C4	74.20	1.82	1.37
62	Bc	78	LYS	CD-CE	69.91	3.26	1.51
34	BA	214	A	C6-N1	57.25	1.75	1.35
34	BA	214	A	C5-C4	55.92	1.77	1.38
85	AA	469	G	C8-N7	52.60	1.62	1.30
34	BA	743	A	N9-C8	46.86	1.75	1.37
34	BA	214	A	C5-C6	42.37	1.79	1.41
34	BA	546	U	O3'-P	42.32	2.12	1.61
34	BA	214	A	C2-N3	40.77	1.70	1.33
34	BA	214	A	N3-C4	40.20	1.58	1.34
34	BA	214	A	N1-C2	39.07	1.69	1.34
85	AA	469	G	N9-C4	33.75	1.65	1.38
85	AA	469	G	N9-C8	32.48	1.60	1.37
34	BA	743	A	N7-C5	-32.37	1.19	1.39
34	BA	743	A	C5-C6	31.22	1.69	1.41
34	BA	481	A	N9-C4	-30.64	1.19	1.37
34	BA	743	A	C5-C4	27.33	1.57	1.38

Continued on next page...

Continued from previous page...

Mol	Chain	Res	Type	Atoms	Z	Observed(Å)	Ideal(Å)
36	BC	62	A	N9-C4	-26.76	1.21	1.37
34	BA	399	G	N9-C4	-23.70	1.19	1.38
34	BA	547	C	C4'-C3'	23.33	1.78	1.53
34	BA	557	U	C3'-C2'	22.13	1.77	1.52
85	AA	1916	A	N9-C4	-22.12	1.24	1.37
34	BA	557	U	O3'-P	21.67	1.87	1.61
38	BE	123	A	N9-C4	-21.08	1.25	1.37
38	BE	139	U	P-O5'	-20.49	1.39	1.59
34	BA	471	U	N1-C2	-20.26	1.20	1.38
40	BG	9	G	O3'-P	-19.82	1.37	1.61
34	BA	1011	G	P-O5'	-19.73	1.40	1.59
41	BH	34	G	P-O5'	-19.71	1.40	1.59
85	AA	1228	A	N9-C4	-19.61	1.26	1.37
34	BA	1556	A	N9-C4	-19.58	1.26	1.37
34	BA	1213	A	N9-C4	-19.42	1.26	1.37
85	AA	2193	A	N9-C4	-19.41	1.26	1.37
40	BG	25	G	P-O5'	-19.30	1.40	1.59
34	BA	49	A	N9-C4	-19.27	1.26	1.37
85	AA	597	A	N9-C4	-19.22	1.26	1.37
34	BA	1321	A	P-O5'	-19.21	1.40	1.59
85	AA	2133	A	N9-C4	-19.21	1.26	1.37
36	BC	39	G	P-O5'	-19.11	1.40	1.59
34	BA	759	A	N9-C4	-19.10	1.26	1.37
40	BG	64	C	P-O5'	-19.07	1.40	1.59
41	BH	72	G	C4'-C3'	18.84	1.73	1.53
40	BG	39	A	N9-C4	-18.75	1.26	1.37
34	BA	1442	A	N9-C4	18.72	1.49	1.37
35	BB	1315	C	P-O5'	-18.65	1.41	1.59
35	BB	822	G	N9-C4	18.62	1.52	1.38
85	AA	970	U	P-O5'	-18.62	1.41	1.59
85	AA	989	U	P-O5'	-18.61	1.41	1.59
34	BA	517	A	P-O5'	-18.60	1.41	1.59
35	BB	1306	G	P-O5'	-18.57	1.41	1.59
34	BA	1608	C	P-O5'	-18.53	1.41	1.59
41	BH	16	A	N9-C4	-18.53	1.26	1.37
35	BB	1132	A	P-O5'	-18.49	1.41	1.59
40	BG	24	A	O3'-P	-18.48	1.39	1.61
85	AA	2125	A	N9-C4	-18.42	1.26	1.37
34	BA	1177	C	P-O5'	-18.39	1.41	1.59
34	BA	1411	C	P-O5'	-18.36	1.41	1.59
34	BA	480	G	N9-C4	-18.33	1.23	1.38
38	BE	149	A	N9-C4	-18.31	1.26	1.37

Continued on next page...

Continued from previous page...

Mol	Chain	Res	Type	Atoms	Z	Observed(Å)	Ideal(Å)
34	BA	1832	A	P-O5'	-18.28	1.41	1.59
41	BH	121	A	N9-C4	-18.26	1.26	1.37
34	BA	992	A	N9-C4	-18.25	1.26	1.37
34	BA	757	G	C2'-C1'	-18.21	1.33	1.53
34	BA	1468	U	P-O5'	-18.19	1.41	1.59
85	AA	917	A	N9-C4	-18.15	1.26	1.37
34	BA	1649	A	N9-C4	-18.09	1.26	1.37
38	BE	194	A	N9-C4	-18.07	1.27	1.37
38	BE	117	A	P-O5'	-18.00	1.41	1.59
34	BA	321	G	N7-C5	-17.89	1.28	1.39
34	BA	875	G	P-O5'	-17.88	1.41	1.59
35	BB	109	U	P-O5'	-17.85	1.42	1.59
35	BB	577	U	P-O5'	-17.83	1.42	1.59
85	AA	869	A	N9-C4	-17.80	1.27	1.37
35	BB	99	G	P-O5'	-17.79	1.42	1.59
85	AA	1731	G	P-O5'	-17.69	1.42	1.59
35	BB	993	A	N9-C4	-17.68	1.27	1.37
36	BC	113	G	P-O5'	-17.68	1.42	1.59
35	BB	703	U	P-O5'	-17.66	1.42	1.59
35	BB	404	A	N9-C4	-17.64	1.27	1.37
38	BE	163	A	N9-C4	-17.61	1.27	1.37
34	BA	15	G	N9-C4	-17.54	1.24	1.38
35	BB	435	A	N9-C4	-17.49	1.27	1.37
34	BA	135	G	P-O5'	-17.40	1.42	1.59
85	AA	788	G	P-O5'	-17.39	1.42	1.59
34	BA	111	U	C1'-N1	-17.38	1.22	1.46
34	BA	1017	C	P-O5'	-17.37	1.42	1.59
34	BA	919	A	P-O5'	-17.37	1.42	1.59
36	BC	24	G	P-O5'	-17.35	1.42	1.59
35	BB	415	A	N9-C4	-17.29	1.27	1.37
85	AA	367	A	N9-C4	-17.28	1.27	1.37
85	AA	97	A	N9-C4	-17.20	1.27	1.37
85	AA	2063	C	P-O5'	-17.13	1.42	1.59
34	BA	57	A	N9-C4	-17.11	1.27	1.37
40	BG	33	G	N9-C4	-17.07	1.24	1.38
85	AA	2060	G	P-O5'	-17.07	1.42	1.59
41	BH	72	G	O3'-P	-17.03	1.40	1.61
34	BA	1454	G	N9-C4	-16.99	1.24	1.38
85	AA	679	A	N9-C4	-16.92	1.27	1.37
37	BD	100	A	N9-C4	-16.87	1.27	1.37
34	BA	115	U	P-O5'	-16.87	1.42	1.59
34	BA	436	U	P-O5'	-16.83	1.43	1.59

Continued on next page...

Continued from previous page...

Mol	Chain	Res	Type	Atoms	Z	Observed(Å)	Ideal(Å)
36	BC	19	A	N9-C4	-16.79	1.27	1.37
34	BA	141	G	N9-C4	-16.76	1.24	1.38
35	BB	1129	C	P-O5'	-16.74	1.43	1.59
34	BA	1211	G	N7-C5	-16.73	1.29	1.39
85	AA	2092	A	P-O5'	-16.71	1.43	1.59
41	BH	29	G	C6-N1	-16.70	1.27	1.39
34	BA	383	G	P-O5'	-16.70	1.43	1.59
34	BA	316	G	P-O5'	-16.62	1.43	1.59
85	AA	1501	A	P-O5'	-16.61	1.43	1.59
34	BA	6	C	P-O5'	-16.58	1.43	1.59
34	BA	86	A	N9-C4	-16.58	1.27	1.37
34	BA	422	C	P-O5'	-16.57	1.43	1.59
34	BA	1656	A	N9-C4	-16.57	1.27	1.37
34	BA	20	A	N7-C5	-16.53	1.29	1.39
34	BA	605	G	N9-C4	16.53	1.51	1.38
35	BB	1130	U	P-O5'	-16.48	1.43	1.59
35	BB	33	A	N9-C4	-16.48	1.27	1.37
34	BA	900	A	N9-C4	-16.46	1.27	1.37
85	AA	19	A	N9-C4	-16.44	1.27	1.37
36	BC	41	A	N9-C4	-16.41	1.28	1.37
34	BA	45	A	N9-C4	-16.38	1.28	1.37
85	AA	794	A	N9-C4	-16.37	1.28	1.37
85	AA	1240	A	N9-C4	-16.36	1.28	1.37
36	BC	23	G	P-O5'	-16.36	1.43	1.59
85	AA	1254	A	N9-C4	-16.32	1.28	1.37
38	BE	192	A	N9-C4	-16.32	1.28	1.37
35	BB	1246	C	P-O5'	-16.31	1.43	1.59
85	AA	661	C	P-O5'	-16.31	1.43	1.59
35	BB	1148	U	P-O5'	-16.28	1.43	1.59
35	BB	1399	A	N9-C4	-16.27	1.28	1.37
34	BA	1808	A	P-O5'	-16.23	1.43	1.59
85	AA	483	G	P-O5'	-16.16	1.43	1.59
85	AA	431	G	P-O5'	-16.14	1.43	1.59
34	BA	26	C	P-O5'	-16.11	1.43	1.59
85	AA	316	C	P-O5'	-16.10	1.43	1.59
34	BA	292	C	P-O5'	-16.09	1.43	1.59
36	BC	16	A	N9-C4	-16.09	1.28	1.37
35	BB	399	A	N9-C4	-16.09	1.28	1.37
35	BB	798	A	N7-C5	-16.07	1.29	1.39
34	BA	1260	G	P-O5'	-16.07	1.43	1.59
34	BA	502	U	O3'-P	-16.07	1.41	1.61
34	BA	1542	A	N9-C4	-16.04	1.28	1.37

Continued on next page...

Continued from previous page...

Mol	Chain	Res	Type	Atoms	Z	Observed(Å)	Ideal(Å)
34	BA	81	C	P-O5'	-16.04	1.43	1.59
34	BA	348	U	P-O5'	-16.03	1.43	1.59
35	BB	423	G	P-O5'	-16.02	1.43	1.59
34	BA	1503	U	O3'-P	-16.00	1.42	1.61
85	AA	674	U	P-O5'	-15.96	1.43	1.59
34	BA	494	A	P-O5'	-15.93	1.43	1.59
41	BH	44	A	N9-C4	-15.91	1.28	1.37
34	BA	82	A	N9-C4	-15.89	1.28	1.37
34	BA	294	C	P-O5'	-15.89	1.43	1.59
34	BA	481	A	N3-C4	-15.88	1.25	1.34
85	AA	867	G	O3'-P	-15.82	1.42	1.61
36	BC	6	G	N9-C4	-15.80	1.25	1.38
40	BG	30	C	P-O5'	-15.77	1.44	1.59
34	BA	1585	A	N9-C4	-15.76	1.28	1.37
35	BB	96	A	N7-C5	-15.74	1.29	1.39
35	BB	1514	G	P-O5'	-15.74	1.44	1.59
34	BA	684	G	C5'-C4'	15.73	1.70	1.51
40	BG	142	A	N9-C4	-15.72	1.28	1.37
85	AA	1216	A	P-O5'	-15.72	1.44	1.59
36	BC	18	G	N9-C4	-15.70	1.25	1.38
34	BA	1604	A	N9-C4	-15.69	1.28	1.37
40	BG	157	A	N7-C5	-15.67	1.29	1.39
35	BB	79	U	P-O5'	-15.64	1.44	1.59
35	BB	1220	A	N9-C4	-15.62	1.28	1.37
34	BA	1845	G	N9-C4	-15.61	1.25	1.38
35	BB	468	U	P-O5'	-15.61	1.44	1.59
34	BA	96	G	P-O5'	-15.60	1.44	1.59
41	BH	126	C	P-O5'	-15.59	1.44	1.59
85	AA	114	C	P-O5'	-15.59	1.44	1.59
34	BA	398	G	N9-C4	-15.58	1.25	1.38
85	AA	1495	G	P-O5'	-15.58	1.44	1.59
34	BA	1721	U	C4'-C3'	-15.57	1.36	1.53
35	BB	1226	G	N9-C4	-15.57	1.25	1.38
34	BA	1620	U	P-O5'	-15.55	1.44	1.59
36	BC	25	C	P-O5'	-15.55	1.44	1.59
85	AA	635	G	P-O5'	-15.53	1.44	1.59
34	BA	401	A	N9-C4	-15.50	1.28	1.37
35	BB	657	A	P-O5'	-15.49	1.44	1.59
35	BB	993	A	P-O5'	-15.47	1.44	1.59
41	BH	20	A	P-O5'	-15.47	1.44	1.59
37	BD	75	G	N9-C4	-15.46	1.25	1.38
40	BG	35	G	P-O5'	-15.45	1.44	1.59

Continued on next page...

Continued from previous page...

Mol	Chain	Res	Type	Atoms	Z	Observed(Å)	Ideal(Å)
34	BA	447	U	P-O5'	-15.45	1.44	1.59
40	BG	81	G	P-O5'	-15.42	1.44	1.59
34	BA	335	C	P-O5'	-15.41	1.44	1.59
85	AA	937	G	P-O5'	-15.41	1.44	1.59
35	BB	1196	A	N9-C4	-15.39	1.28	1.37
34	BA	740	A	C2'-C1'	-15.39	1.36	1.53
34	BA	417	A	N9-C4	-15.38	1.28	1.37
35	BB	36	U	P-O5'	-15.37	1.44	1.59
34	BA	881	C	P-O5'	-15.37	1.44	1.59
85	AA	527	A	P-O5'	-15.37	1.44	1.59
34	BA	68	A	N9-C4	-15.34	1.28	1.37
85	AA	363	A	N9-C4	-15.33	1.28	1.37
38	BE	6	A	N9-C4	-15.33	1.28	1.37
35	BB	45	A	N9-C4	-15.32	1.28	1.37
35	BB	634	A	P-O5'	-15.32	1.44	1.59
37	BD	14	C	P-O5'	-15.31	1.44	1.59
34	BA	372	U	P-O5'	-15.31	1.44	1.59
85	AA	514	U	P-O5'	-15.27	1.44	1.59
35	BB	701	U	P-O5'	-15.26	1.44	1.59
85	AA	1459	C	P-O5'	-15.26	1.44	1.59
34	BA	1577	U	P-O5'	-15.25	1.44	1.59
34	BA	462	C	P-O5'	-15.24	1.44	1.59
35	BB	837	A	P-O5'	-15.23	1.44	1.59
35	BB	1360	A	P-O5'	-15.23	1.44	1.59
85	AA	699	U	O3'-P	-15.23	1.42	1.61
35	BB	1138	A	C4'-C3'	-15.23	1.36	1.53
85	AA	521	A	N9-C4	-15.22	1.28	1.37
34	BA	906	A	N9-C4	-15.22	1.28	1.37
35	BB	1486	C	P-O5'	-15.22	1.44	1.59
85	AA	443	A	O3'-P	-15.20	1.43	1.61
85	AA	102	A	N9-C4	-15.20	1.28	1.37
35	BB	483	C	P-O5'	-15.19	1.44	1.59
35	BB	1431	G	P-O5'	-15.19	1.44	1.59
34	BA	121	A	N9-C4	-15.18	1.28	1.37
85	AA	557	G	P-O5'	-15.16	1.44	1.59
36	BC	28	C	N1-C2	-15.16	1.25	1.40
34	BA	761	U	C2-N3	-15.13	1.27	1.37
85	AA	1106	A	C4'-C3'	-15.13	1.36	1.53
35	BB	802	G	P-O5'	-15.09	1.44	1.59
34	BA	481	A	P-O5'	-15.08	1.44	1.59
35	BB	1206	G	P-O5'	-15.08	1.44	1.59
38	BE	128	G	P-O5'	-15.08	1.44	1.59

Continued on next page...

Continued from previous page...

Mol	Chain	Res	Type	Atoms	Z	Observed(Å)	Ideal(Å)
40	BG	29	U	P-O5'	-15.07	1.44	1.59
34	BA	843	G	P-O5'	-15.06	1.44	1.59
85	AA	1840	C	P-O5'	-15.04	1.44	1.59
40	BG	140	G	P-O5'	-15.03	1.44	1.59
34	BA	344	G	O3'-P	-15.02	1.43	1.61
34	BA	1277	G	P-O5'	-15.02	1.44	1.59
34	BA	21	C	P-O5'	-15.02	1.44	1.59
40	BG	28	A	P-O5'	-15.02	1.44	1.59
34	BA	1619	U	P-O5'	-14.99	1.44	1.59
34	BA	130	U	P-O5'	-14.98	1.44	1.59
34	BA	1267	A	P-O5'	-14.98	1.44	1.59
34	BA	1615	A	N9-C4	-14.97	1.28	1.37
34	BA	1720	U	C2-N3	-14.97	1.27	1.37
85	AA	1182	A	N9-C4	-14.96	1.28	1.37
41	BH	111	U	P-O5'	-14.95	1.44	1.59
34	BA	1146	U	P-O5'	-14.95	1.44	1.59
35	BB	971	A	N9-C4	-14.93	1.28	1.37
85	AA	424	A	C3'-C2'	-14.93	1.36	1.52
85	AA	2147	A	N9-C4	-14.93	1.28	1.37
85	AA	706	U	P-O5'	-14.92	1.44	1.59
34	BA	894	G	N9-C4	-14.89	1.26	1.38
41	BH	107	A	N9-C4	-14.89	1.28	1.37
35	BB	1515	C	P-O5'	-14.88	1.44	1.59
35	BB	1209	A	N9-C4	-14.87	1.28	1.37
34	BA	1275	G	O3'-P	-14.87	1.43	1.61
35	BB	456	A	N9-C4	-14.86	1.28	1.37
35	BB	630	A	P-O5'	-14.85	1.44	1.59
85	AA	1521	U	P-O5'	-14.85	1.45	1.59
34	BA	196	A	O3'-P	-14.84	1.43	1.61
35	BB	505	G	P-O5'	-14.83	1.45	1.59
85	AA	986	U	P-O5'	-14.80	1.45	1.59
38	BE	31	A	P-O5'	-14.79	1.45	1.59
34	BA	12	G	N9-C4	-14.79	1.26	1.38
85	AA	644	A	N9-C4	-14.78	1.28	1.37
34	BA	530	A	N9-C4	-14.77	1.28	1.37
34	BA	946	A	N9-C4	-14.75	1.28	1.37
34	BA	212	A	P-O5'	-14.75	1.45	1.59
35	BB	621	C	P-O5'	-14.74	1.45	1.59
38	BE	119	U	P-O5'	-14.72	1.45	1.59
34	BA	67	A	N9-C4	-14.71	1.29	1.37
85	AA	2140	U	P-O5'	-14.71	1.45	1.59
40	BG	22	G	O3'-P	-14.69	1.43	1.61

Continued on next page...

Continued from previous page...

Mol	Chain	Res	Type	Atoms	Z	Observed(Å)	Ideal(Å)
85	AA	806	G	P-O5'	-14.69	1.45	1.59
34	BA	1485	U	P-O5'	-14.68	1.45	1.59
34	BA	1647	G	P-O5'	-14.68	1.45	1.59
85	AA	1219	A	N9-C4	-14.67	1.29	1.37
35	BB	1483	A	P-O5'	-14.65	1.45	1.59
34	BA	897	U	P-O5'	-14.65	1.45	1.59
85	AA	1469	G	O3'-P	-14.64	1.43	1.61
34	BA	759	A	P-O5'	-14.64	1.45	1.59
34	BA	1706	A	N9-C4	-14.64	1.29	1.37
34	BA	30	A	P-O5'	-14.62	1.45	1.59
40	BG	20	U	P-O5'	-14.62	1.45	1.59
34	BA	547	C	C5'-C4'	14.62	1.68	1.51
34	BA	547	C	O3'-P	14.61	1.78	1.61
35	BB	784	C	P-O5'	-14.61	1.45	1.59
85	AA	1996	A	N9-C4	-14.60	1.29	1.37
34	BA	1709	A	O3'-P	-14.59	1.43	1.61
35	BB	1234	G	P-O5'	-14.59	1.45	1.59
34	BA	141	G	N3-C4	-14.57	1.25	1.35
34	BA	241	U	P-O5'	-14.57	1.45	1.59
34	BA	888	G	P-O5'	-14.56	1.45	1.59
35	BB	1052	G	O3'-P	-14.56	1.43	1.61
35	BB	1109	A	P-O5'	-14.55	1.45	1.59
34	BA	207	A	N9-C4	-14.54	1.29	1.37
34	BA	297	A	P-O5'	-14.54	1.45	1.59
40	BG	34	A	N9-C4	-14.54	1.29	1.37
35	BB	835	C	P-O5'	-14.53	1.45	1.59
37	BD	51	G	P-O5'	-14.53	1.45	1.59
34	BA	389	U	P-O5'	-14.53	1.45	1.59
34	BA	1204	U	O3'-P	-14.51	1.43	1.61
85	AA	2120	C	P-O5'	-14.51	1.45	1.59
41	BH	26	C	P-O5'	-14.50	1.45	1.59
34	BA	166	G	P-O5'	-14.50	1.45	1.59
37	BD	19	C	P-O5'	-14.50	1.45	1.59
34	BA	1675	C	P-O5'	-14.49	1.45	1.59
34	BA	1176	C	P-O5'	-14.48	1.45	1.59
35	BB	5	A	C6-N6	-14.48	1.22	1.33
37	BD	35	C	P-O5'	-14.48	1.45	1.59
85	AA	2142	A	N9-C4	-14.48	1.29	1.37
85	AA	2174	G	N9-C4	-14.46	1.26	1.38
34	BA	591	G	P-O5'	-14.46	1.45	1.59
34	BA	1039	G	P-O5'	-14.46	1.45	1.59
34	BA	1148	U	P-O5'	-14.44	1.45	1.59

Continued on next page...

Continued from previous page...

Mol	Chain	Res	Type	Atoms	Z	Observed(Å)	Ideal(Å)
40	BG	169	A	N9-C4	-14.42	1.29	1.37
34	BA	281	C	P-O5'	-14.41	1.45	1.59
34	BA	804	G	C6-N1	-14.41	1.29	1.39
85	AA	731	U	P-O5'	-14.41	1.45	1.59
35	BB	666	A	N9-C4	-14.40	1.29	1.37
85	AA	413	G	P-O5'	-14.39	1.45	1.59
85	AA	862	U	O3'-P	-14.39	1.43	1.61
34	BA	1798	G	P-O5'	-14.38	1.45	1.59
34	BA	299	C	P-O5'	-14.37	1.45	1.59
35	BB	687	C	P-O5'	-14.37	1.45	1.59
34	BA	57	A	N7-C5	-14.37	1.30	1.39
85	AA	887	A	N9-C4	-14.37	1.29	1.37
34	BA	957	A	O3'-P	-14.36	1.44	1.61
34	BA	1143	U	P-O5'	-14.36	1.45	1.59
34	BA	1412	G	C6-N1	-14.36	1.29	1.39
34	BA	500	C	O3'-P	-14.35	1.44	1.61
34	BA	1011	G	N9-C4	-14.35	1.26	1.38
40	BG	51	U	P-O5'	-14.34	1.45	1.59
35	BB	430	A	N9-C4	-14.34	1.29	1.37
34	BA	1563	G	P-O5'	-14.34	1.45	1.59
38	BE	101	C	O3'-P	-14.34	1.44	1.61
85	AA	385	A	N9-C4	-14.33	1.29	1.37
36	BC	117	A	N9-C4	-14.32	1.29	1.37
37	BD	72	U	O3'-P	-14.32	1.44	1.61
34	BA	401	A	P-O5'	-14.31	1.45	1.59
40	BG	135	C	P-O5'	-14.31	1.45	1.59
36	BC	51	A	N9-C4	-14.30	1.29	1.37
34	BA	1592	U	P-O5'	-14.28	1.45	1.59
85	AA	1666	U	P-O5'	-14.28	1.45	1.59
34	BA	1650	G	C1'-N9	-14.26	1.26	1.46
36	BC	148	C	P-O5'	-14.26	1.45	1.59
34	BA	777	C	P-O5'	-14.26	1.45	1.59
35	BB	21	C	O3'-P	-14.24	1.44	1.61
35	BB	1005	A	P-O5'	-14.24	1.45	1.59
38	BE	194	A	N7-C5	-14.24	1.30	1.39
85	AA	2122	A	N7-C5	-14.23	1.30	1.39
85	AA	991	G	N7-C5	-14.22	1.30	1.39
85	AA	870	U	P-O5'	-14.22	1.45	1.59
35	BB	605	C	O3'-P	-14.22	1.44	1.61
85	AA	414	C	P-O5'	-14.19	1.45	1.59
35	BB	93	A	P-O5'	-14.18	1.45	1.59
85	AA	474	C	P-O5'	-14.17	1.45	1.59

Continued on next page...

Continued from previous page...

Mol	Chain	Res	Type	Atoms	Z	Observed(Å)	Ideal(Å)
85	AA	1262	A	N9-C4	-14.16	1.29	1.37
34	BA	665	C	P-O5'	-14.15	1.45	1.59
34	BA	1213	A	P-O5'	-14.15	1.45	1.59
85	AA	1256	C	P-O5'	-14.14	1.45	1.59
35	BB	871	C	P-O5'	-14.14	1.45	1.59
34	BA	1415	C	P-O5'	-14.13	1.45	1.59
35	BB	1449	G	P-O5'	-14.13	1.45	1.59
39	BF	14	C	O3'-P	-14.13	1.44	1.61
34	BA	1438	C	P-O5'	-14.12	1.45	1.59
39	BF	4	A	N9-C4	-14.12	1.29	1.37
35	BB	1452	U	P-O5'	-14.12	1.45	1.59
35	BB	593	A	N9-C4	-14.11	1.29	1.37
38	BE	45	G	P-O5'	-14.12	1.45	1.59
39	BF	11	C	C5'-C4'	14.11	1.68	1.51
85	AA	313	A	N9-C4	-14.11	1.29	1.37
35	BB	1355	C	O3'-P	-14.11	1.44	1.61
85	AA	932	A	N9-C4	-14.11	1.29	1.37
85	AA	586	G	P-O5'	-14.10	1.45	1.59
38	BE	21	C	O3'-P	-14.10	1.44	1.61
85	AA	800	A	N9-C4	-14.10	1.29	1.37
34	BA	1697	U	O3'-P	-14.09	1.44	1.61
36	BC	137	C	P-O5'	-14.08	1.45	1.59
34	BA	296	G	C4'-C3'	14.07	1.68	1.53
34	BA	452	A	N9-C4	-14.07	1.29	1.37
85	AA	427	G	P-O5'	-14.06	1.45	1.59
34	BA	720	A	N9-C4	-14.05	1.29	1.37
35	BB	1404	A	N9-C4	-14.05	1.29	1.37
85	AA	5	U	P-O5'	-14.05	1.45	1.59
85	AA	419	A	N9-C4	-14.05	1.29	1.37
34	BA	921	G	P-O5'	-14.04	1.45	1.59
34	BA	1528	U	P-O5'	-14.04	1.45	1.59
34	BA	1790	U	P-O5'	-14.04	1.45	1.59
39	BF	22	U	P-O5'	-14.04	1.45	1.59
35	BB	577	U	C2-N3	-14.03	1.27	1.37
85	AA	2151	U	P-O5'	-14.03	1.45	1.59
85	AA	492	C	P-O5'	-14.02	1.45	1.59
37	BD	111	U	P-O5'	-14.00	1.45	1.59
85	AA	1465	C	P-O5'	-13.99	1.45	1.59
34	BA	458	G	P-O5'	-13.98	1.45	1.59
34	BA	755	G	N9-C4	-13.98	1.26	1.38
85	AA	440	U	P-O5'	-13.98	1.45	1.59
34	BA	480	G	P-O5'	-13.97	1.45	1.59

Continued on next page...

Continued from previous page...

Mol	Chain	Res	Type	Atoms	Z	Observed(Å)	Ideal(Å)
35	BB	431	U	P-O5'	-13.97	1.45	1.59
34	BA	376	U	C2-N3	-13.96	1.27	1.37
85	AA	484	G	C2'-C1'	-13.96	1.38	1.53
34	BA	104	A	N9-C4	-13.96	1.29	1.37
85	AA	1247	A	O3'-P	-13.93	1.44	1.61
35	BB	491	A	N9-C4	-13.93	1.29	1.37
85	AA	1520	A	N9-C4	-13.93	1.29	1.37
35	BB	1164	U	P-O5'	-13.93	1.45	1.59
34	BA	1049	G	N9-C4	-13.92	1.26	1.38
34	BA	1599	A	O3'-P	-13.92	1.44	1.61
34	BA	983	A	N9-C4	-13.90	1.29	1.37
34	BA	792	A	N9-C4	-13.90	1.29	1.37
39	BF	69	A	N9-C4	-13.90	1.29	1.37
35	BB	604	C	P-O5'	-13.88	1.45	1.59
34	BA	605	G	N7-C5	-13.88	1.30	1.39
38	BE	59	U	P-O5'	-13.88	1.45	1.59
85	AA	2071	U	P-O5'	-13.88	1.45	1.59
37	BD	77	A	P-O5'	-13.88	1.45	1.59
34	BA	1619	U	O3'-P	-13.88	1.44	1.61
34	BA	858	C	P-O5'	-13.87	1.45	1.59
35	BB	766	G	P-O5'	-13.87	1.45	1.59
85	AA	1679	U	P-O5'	-13.87	1.45	1.59
34	BA	12	G	P-O5'	-13.86	1.45	1.59
34	BA	1025	A	N9-C4	-13.86	1.29	1.37
35	BB	1334	C	C2'-C1'	-13.86	1.38	1.53
35	BB	1195	A	P-O5'	-13.85	1.46	1.59
35	BB	80	C	O3'-P	-13.84	1.44	1.61
34	BA	254	U	C2-N3	-13.84	1.28	1.37
35	BB	1243	A	N9-C4	-13.84	1.29	1.37
41	BH	127	A	P-O5'	-13.83	1.46	1.59
85	AA	77	C	P-O5'	-13.83	1.46	1.59
34	BA	484	A	N9-C4	-13.82	1.29	1.37
35	BB	1222	A	N9-C4	-13.81	1.29	1.37
34	BA	793	A	P-O5'	-13.80	1.46	1.59
34	BA	138	C	P-O5'	-13.80	1.46	1.59
38	BE	96	G	P-O5'	-13.80	1.46	1.59
38	BE	193	A	N9-C4	-13.79	1.29	1.37
85	AA	130	G	P-O5'	-13.79	1.46	1.59
85	AA	504	U	O3'-P	-13.78	1.44	1.61
85	AA	932	A	P-O5'	-13.78	1.46	1.59
34	BA	257	G	N9-C4	-13.77	1.26	1.38
85	AA	1463	A	P-O5'	-13.77	1.46	1.59

Continued on next page...

Continued from previous page...

Mol	Chain	Res	Type	Atoms	Z	Observed(Å)	Ideal(Å)
34	BA	762	A	N9-C4	-13.76	1.29	1.37
34	BA	64	A	N9-C4	-13.76	1.29	1.37
85	AA	1539	A	N9-C4	-13.76	1.29	1.37
34	BA	62	A	N9-C4	-13.75	1.29	1.37
34	BA	1558	C	P-O5'	-13.75	1.46	1.59
36	BC	88	A	P-O5'	-13.75	1.46	1.59
40	BG	118	U	P-O5'	-13.74	1.46	1.59
34	BA	1556	A	C1'-N9	-13.74	1.27	1.46
36	BC	24	G	O3'-P	-13.74	1.44	1.61
85	AA	1180	C	O3'-P	-13.73	1.44	1.61
34	BA	1561	C	P-O5'	-13.72	1.46	1.59
40	BG	18	U	P-O5'	-13.72	1.46	1.59
35	BB	5	A	C2'-C1'	-13.71	1.38	1.53
85	AA	2176	U	P-O5'	-13.72	1.46	1.59
41	BH	37	U	O3'-P	-13.69	1.44	1.61
35	BB	552	C	P-O5'	-13.67	1.46	1.59
85	AA	28	A	P-O5'	-13.67	1.46	1.59
35	BB	1033	U	P-O5'	-13.67	1.46	1.59
40	BG	28	A	O3'-P	-13.66	1.44	1.61
34	BA	127	U	P-O5'	-13.66	1.46	1.59
34	BA	774	A	N9-C4	-13.66	1.29	1.37
34	BA	802	G	P-O5'	-13.65	1.46	1.59
34	BA	926	A	P-O5'	-13.63	1.46	1.59
38	BE	27	A	C1'-N9	-13.63	1.27	1.46
35	BB	1181	A	N9-C4	-13.63	1.29	1.37
85	AA	168	A	P-O5'	-13.62	1.46	1.59
34	BA	1097	G	O3'-P	-13.62	1.44	1.61
34	BA	290	G	P-O5'	-13.61	1.46	1.59
34	BA	409	A	N9-C4	-13.61	1.29	1.37
34	BA	680	C	O3'-P	-13.61	1.44	1.61
34	BA	1028	A	P-O5'	-13.61	1.46	1.59
85	AA	692	U	P-O5'	-13.61	1.46	1.59
85	AA	484	G	P-O5'	-13.60	1.46	1.59
34	BA	582	U	C2-N3	-13.59	1.28	1.37
36	BC	156	A	N9-C4	-13.59	1.29	1.37
36	BC	102	G	P-O5'	-13.58	1.46	1.59
35	BB	1252	G	N9-C4	-13.56	1.27	1.38
34	BA	557	U	C2'-C1'	-13.54	1.38	1.53
34	BA	1489	U	P-O5'	-13.54	1.46	1.59
85	AA	508	C	P-O5'	-13.54	1.46	1.59
39	BF	28	C	O3'-P	-13.53	1.45	1.61
34	BA	1637	G	P-O5'	-13.53	1.46	1.59

Continued on next page...

Continued from previous page...

Mol	Chain	Res	Type	Atoms	Z	Observed(Å)	Ideal(Å)
34	BA	692	U	N1-C2	-13.52	1.26	1.38
85	AA	668	A	N9-C4	-13.52	1.29	1.37
34	BA	557	U	N1-C6	-13.52	1.25	1.38
35	BB	1063	C	P-O5'	-13.51	1.46	1.59
85	AA	1226	A	P-O5'	-13.51	1.46	1.59
85	AA	435	A	N9-C4	-13.51	1.29	1.37
34	BA	141	G	C2-N3	-13.50	1.22	1.32
34	BA	214	A	N9-C4	-13.49	1.29	1.37
37	BD	82	G	C3'-C2'	-13.49	1.38	1.52
39	BF	23	G	C2'-C1'	-13.49	1.38	1.53
38	BE	32	U	P-O5'	-13.48	1.46	1.59
34	BA	1666	U	P-O5'	-13.46	1.46	1.59
85	AA	115	U	O3'-P	-13.46	1.45	1.61
35	BB	39	C	P-O5'	-13.46	1.46	1.59
35	BB	8	U	P-O5'	-13.46	1.46	1.59
34	BA	894	G	O3'-P	-13.46	1.45	1.61
34	BA	93	A	O3'-P	-13.45	1.45	1.61
34	BA	1160	U	P-O5'	-13.44	1.46	1.59
34	BA	1247	G	P-O5'	-13.44	1.46	1.59
34	BA	1463	U	P-O5'	-13.44	1.46	1.59
35	BB	613	C	P-O5'	-13.44	1.46	1.59
37	BD	61	C	P-O5'	-13.44	1.46	1.59
85	AA	2188	C	O3'-P	-13.43	1.45	1.61
34	BA	1685	C	P-O5'	-13.43	1.46	1.59
85	AA	455	G	N9-C4	-13.42	1.27	1.38
85	AA	152	A	N7-C5	-13.42	1.31	1.39
35	BB	27	C	O3'-P	-13.42	1.45	1.61
37	BD	4	U	P-O5'	-13.42	1.46	1.59
34	BA	74	A	C2'-C1'	-13.41	1.38	1.53
85	AA	2075	C	P-O5'	-13.40	1.46	1.59
34	BA	236	A	O3'-P	-13.40	1.45	1.61
34	BA	1197	U	P-O5'	-13.39	1.46	1.59
38	BE	133	C	O3'-P	-13.39	1.45	1.61
34	BA	741	A	N9-C4	-13.39	1.29	1.37
34	BA	182	U	P-O5'	-13.38	1.46	1.59
34	BA	65	A	C2'-C1'	-13.38	1.38	1.53
34	BA	206	C	C5'-C4'	13.37	1.67	1.51
35	BB	1102	U	O3'-P	-13.38	1.45	1.61
85	AA	521	A	N7-C5	-13.37	1.31	1.39
85	AA	2127	G	N9-C4	-13.37	1.27	1.38
35	BB	1282	G	P-O5'	-13.37	1.46	1.59
34	BA	330	A	N9-C4	-13.36	1.29	1.37

Continued on next page...

Continued from previous page...

Mol	Chain	Res	Type	Atoms	Z	Observed(Å)	Ideal(Å)
34	BA	788	C	C2'-C1'	-13.36	1.38	1.53
85	AA	1456	A	N9-C4	-13.36	1.29	1.37
34	BA	1031	U	P-O5'	-13.35	1.46	1.59
85	AA	365	G	C2'-C1'	-13.35	1.38	1.53
35	BB	999	G	P-O5'	-13.34	1.46	1.59
85	AA	511	A	P-O5'	-13.34	1.46	1.59
34	BA	982	A	N9-C4	-13.33	1.29	1.37
34	BA	1217	A	N9-C4	-13.33	1.29	1.37
35	BB	549	U	O3'-P	-13.33	1.45	1.61
35	BB	1425	A	N9-C4	-13.33	1.29	1.37
85	AA	982	G	N9-C4	-13.33	1.27	1.38
34	BA	1202	G	P-O5'	-13.32	1.46	1.59
35	BB	1327	U	O3'-P	-13.32	1.45	1.61
34	BA	1500	G	N9-C4	13.32	1.48	1.38
85	AA	1116	G	P-O5'	-13.32	1.46	1.59
34	BA	922	C	O3'-P	-13.32	1.45	1.61
34	BA	1160	U	O3'-P	-13.32	1.45	1.61
34	BA	1796	A	N9-C4	-13.31	1.29	1.37
85	AA	1511	C	P-O5'	-13.31	1.46	1.59
85	AA	1230	U	P-O5'	-13.31	1.46	1.59
34	BA	891	C	P-O5'	-13.31	1.46	1.59
38	BE	162	U	P-O5'	-13.30	1.46	1.59
34	BA	1598	U	P-O5'	-13.30	1.46	1.59
85	AA	1471	G	P-O5'	-13.30	1.46	1.59
85	AA	1708	A	N9-C4	-13.29	1.29	1.37
35	BB	1385	C	O3'-P	-13.29	1.45	1.61
85	AA	2131	C	P-O5'	-13.28	1.46	1.59
34	BA	1550	G	P-O5'	-13.27	1.46	1.59
34	BA	1564	A	P-O5'	-13.27	1.46	1.59
85	AA	53	G	P-O5'	-13.26	1.46	1.59
35	BB	1426	G	C6-N1	-13.26	1.30	1.39
37	BD	106	G	P-O5'	-13.25	1.46	1.59
85	AA	862	U	P-O5'	-13.25	1.46	1.59
34	BA	1466	U	C2-N3	-13.24	1.28	1.37
34	BA	1520	A	O3'-P	-13.24	1.45	1.61
35	BB	697	G	P-O5'	-13.24	1.46	1.59
35	BB	56	U	P-O5'	-13.24	1.46	1.59
85	AA	2196	G	P-O5'	-13.24	1.46	1.59
85	AA	1525	C	P-O5'	-13.24	1.46	1.59
36	BC	31	A	C1'-N9	-13.23	1.28	1.46
35	BB	690	C	P-O5'	-13.22	1.46	1.59
85	AA	755	G	P-O5'	-13.22	1.46	1.59

Continued on next page...

Continued from previous page...

Mol	Chain	Res	Type	Atoms	Z	Observed(Å)	Ideal(Å)
85	AA	525	C	C2'-C1'	-13.22	1.38	1.53
34	BA	4	A	N9-C4	-13.21	1.29	1.37
34	BA	421	G	P-O5'	-13.21	1.46	1.59
34	BA	1636	C	O3'-P	-13.21	1.45	1.61
35	BB	1025	A	C5'-C4'	13.21	1.67	1.51
34	BA	1409	A	N9-C4	-13.18	1.29	1.37
41	BH	33	G	O3'-P	-13.18	1.45	1.61
85	AA	169	G	P-O5'	-13.17	1.46	1.59
35	BB	1123	A	P-O5'	-13.17	1.46	1.59
85	AA	939	A	N7-C5	-13.16	1.31	1.39
85	AA	1831	U	P-O5'	-13.15	1.46	1.59
39	BF	32	G	O3'-P	-13.15	1.45	1.61
35	BB	778	A	O3'-P	-13.15	1.45	1.61
34	BA	1462	U	O3'-P	-13.15	1.45	1.61
85	AA	1669	G	P-O5'	-13.15	1.46	1.59
39	BF	58	U	P-O5'	-13.14	1.46	1.59
35	BB	121	A	P-O5'	-13.13	1.46	1.59
35	BB	648	G	O3'-P	-13.13	1.45	1.61
85	AA	100	A	N9-C4	-13.13	1.29	1.37
34	BA	1422	A	N9-C4	-13.12	1.29	1.37
85	AA	923	A	O3'-P	-13.12	1.45	1.61
35	BB	81	A	P-O5'	-13.12	1.46	1.59
34	BA	590	U	P-O5'	-13.11	1.46	1.59
34	BA	1675	C	O3'-P	-13.11	1.45	1.61
37	BD	93	G	P-O5'	-13.11	1.46	1.59
38	BE	94	U	O3'-P	-13.11	1.45	1.61
34	BA	1658	G	P-O5'	-13.11	1.46	1.59
34	BA	280	A	P-O5'	-13.10	1.46	1.59
35	BB	1334	C	O3'-P	-13.10	1.45	1.61
34	BA	1804	A	N7-C5	-13.09	1.31	1.39
35	BB	1440	A	N9-C4	-13.09	1.29	1.37
34	BA	1809	G	P-O5'	-13.08	1.46	1.59
34	BA	221	G	P-O5'	-13.08	1.46	1.59
40	BG	38	A	N9-C4	-13.07	1.30	1.37
37	BD	101	A	N9-C4	-13.06	1.30	1.37
34	BA	228	A	N9-C4	13.06	1.45	1.37
35	BB	21	C	P-O5'	-13.06	1.46	1.59
85	AA	69	C	C2'-C1'	-13.06	1.39	1.53
41	BH	36	C	P-O5'	-13.06	1.46	1.59
39	BF	31	U	O3'-P	-13.06	1.45	1.61
85	AA	960	G	N7-C5	-13.06	1.31	1.39
35	BB	1445	A	N9-C4	-13.05	1.30	1.37

Continued on next page...

Continued from previous page...

Mol	Chain	Res	Type	Atoms	Z	Observed(Å)	Ideal(Å)
85	AA	1699	A	P-O5'	-13.05	1.46	1.59
35	BB	1339	C	P-O5'	-13.04	1.46	1.59
85	AA	1462	A	C2'-C1'	-13.04	1.39	1.53
34	BA	1284	G	C6-N1	-13.04	1.30	1.39
34	BA	1545	C	P-O5'	-13.03	1.46	1.59
35	BB	101	U	P-O5'	-13.03	1.46	1.59
34	BA	1315	C	O3'-P	-13.03	1.45	1.61
35	BB	512	C	P-O5'	-13.02	1.46	1.59
34	BA	1503	U	C2'-C1'	-13.01	1.39	1.53
34	BA	1475	G	O3'-P	-13.01	1.45	1.61
34	BA	1262	A	N9-C4	-13.01	1.30	1.37
36	BC	98	C	P-O5'	-13.01	1.46	1.59
85	AA	100	A	P-O5'	-13.01	1.46	1.59
85	AA	1703	A	P-O5'	-13.00	1.46	1.59
36	BC	108	A	P-O5'	-13.00	1.46	1.59
85	AA	390	U	C2'-C1'	-12.99	1.39	1.53
37	BD	8	A	P-O5'	-12.99	1.46	1.59
39	BF	56	C	P-O5'	-12.99	1.46	1.59
34	BA	969	A	N9-C4	-12.99	1.30	1.37
34	BA	1710	C	P-O5'	-12.99	1.46	1.59
36	BC	124	A	N9-C4	12.98	1.45	1.37
85	AA	1499	G	P-O5'	-12.98	1.46	1.59
34	BA	696	A	O3'-P	-12.97	1.45	1.61
85	AA	699	U	P-O5'	-12.97	1.46	1.59
35	BB	492	U	P-O5'	-12.97	1.46	1.59
85	AA	2107	C	P-O5'	-12.97	1.46	1.59
85	AA	1454	U	P-O5'	-12.96	1.46	1.59
34	BA	1518	A	N9-C4	-12.96	1.30	1.37
35	BB	50	A	P-O5'	-12.95	1.46	1.59
35	BB	458	U	P-O5'	-12.94	1.46	1.59
39	BF	73	U	P-O5'	-12.94	1.46	1.59
40	BG	105	A	P-O5'	-12.94	1.46	1.59
41	BH	45	G	P-O5'	-12.94	1.46	1.59
35	BB	1322	A	N9-C4	-12.93	1.30	1.37
34	BA	798	G	N9-C4	-12.92	1.27	1.38
85	AA	323	U	P-O5'	-12.92	1.46	1.59
35	BB	586	U	P-O5'	-12.91	1.46	1.59
85	AA	49	C	P-O5'	-12.91	1.46	1.59
36	BC	100	U	P-O5'	-12.91	1.46	1.59
85	AA	1471	G	O3'-P	-12.91	1.45	1.61
34	BA	801	U	P-O5'	-12.90	1.46	1.59
85	AA	1221	G	N9-C4	-12.90	1.27	1.38

Continued on next page...

Continued from previous page...

Mol	Chain	Res	Type	Atoms	Z	Observed(Å)	Ideal(Å)
34	BA	98	A	N9-C4	-12.89	1.30	1.37
34	BA	809	U	C2-N3	-12.89	1.28	1.37
34	BA	906	A	P-O5'	-12.89	1.46	1.59
35	BB	1134	G	P-O5'	-12.89	1.46	1.59
34	BA	1728	G	O3'-P	-12.88	1.45	1.61
34	BA	1789	A	O3'-P	-12.88	1.45	1.61
35	BB	638	G	P-O5'	-12.88	1.46	1.59
40	BG	109	C	P-O5'	-12.87	1.46	1.59
34	BA	105	U	P-O5'	-12.87	1.46	1.59
34	BA	1689	U	O3'-P	-12.87	1.45	1.61
34	BA	297	A	O3'-P	-12.86	1.45	1.61
34	BA	369	A	O3'-P	-12.86	1.45	1.61
36	BC	42	G	P-O5'	-12.86	1.46	1.59
85	AA	2127	G	C2'-C1'	-12.86	1.39	1.53
35	BB	1220	A	O3'-P	-12.85	1.45	1.61
35	BB	778	A	P-O5'	-12.85	1.47	1.59
41	BH	23	G	O3'-P	-12.84	1.45	1.61
34	BA	10	G	P-O5'	-12.84	1.47	1.59
85	AA	2132	A	O3'-P	-12.84	1.45	1.61
85	AA	1197	U	P-O5'	-12.83	1.47	1.59
35	BB	1156	U	P-O5'	-12.82	1.47	1.59
38	BE	201	A	N9-C4	-12.82	1.30	1.37
85	AA	889	G	P-O5'	-12.82	1.47	1.59
35	BB	1422	G	N9-C4	-12.82	1.27	1.38
34	BA	326	A	C4'-C3'	-12.82	1.39	1.53
85	AA	1924	C	P-O5'	-12.82	1.47	1.59
85	AA	1124	G	C3'-C2'	-12.81	1.38	1.52
85	AA	1114	A	N9-C4	-12.81	1.30	1.37
34	BA	264	A	N9-C4	-12.81	1.30	1.37
34	BA	1668	C	P-O5'	-12.80	1.47	1.59
34	BA	1609	U	P-O5'	-12.80	1.47	1.59
37	BD	34	C	P-O5'	-12.80	1.47	1.59
34	BA	1329	U	P-O5'	-12.79	1.47	1.59
40	BG	103	C	P-O5'	-12.78	1.47	1.59
85	AA	1538	C	O3'-P	-12.78	1.45	1.61
34	BA	1222	C	O3'-P	-12.77	1.45	1.61
85	AA	2182	A	N9-C4	-12.77	1.30	1.37
85	AA	935	A	P-O5'	-12.73	1.47	1.59
34	BA	1323	G	P-O5'	-12.73	1.47	1.59
40	BG	49	A	O3'-P	-12.73	1.45	1.61
85	AA	1206	A	O3'-P	-12.73	1.45	1.61
40	BG	156	G	N9-C4	-12.72	1.27	1.38

Continued on next page...

Continued from previous page...

Mol	Chain	Res	Type	Atoms	Z	Observed(Å)	Ideal(Å)
38	BE	91	G	P-O5'	-12.72	1.47	1.59
35	BB	832	C	P-O5'	-12.72	1.47	1.59
35	BB	1484	A	N7-C5	-12.72	1.31	1.39
34	BA	1564	A	N9-C4	-12.71	1.30	1.37
36	BC	17	U	P-O5'	-12.71	1.47	1.59
34	BA	896	U	C3'-C2'	12.71	1.67	1.52
35	BB	1254	G	N9-C4	-12.71	1.27	1.38
35	BB	1260	A	N9-C4	-12.71	1.30	1.37
36	BC	26	U	N1-C2	-12.71	1.27	1.38
85	AA	251	A	P-O5'	-12.70	1.47	1.59
34	BA	774	A	C2'-C1'	-12.70	1.39	1.53
35	BB	782	A	P-O5'	-12.70	1.47	1.59
85	AA	152	A	N9-C4	-12.70	1.30	1.37
34	BA	1578	A	N9-C4	-12.69	1.30	1.37
85	AA	2054	G	P-O5'	-12.69	1.47	1.59
34	BA	1556	A	P-O5'	-12.69	1.47	1.59
41	BH	33	G	N9-C4	-12.69	1.27	1.38
36	BC	54	G	C2'-C1'	-12.68	1.39	1.53
38	BE	48	G	P-O5'	-12.68	1.47	1.59
40	BG	139	U	O3'-P	-12.67	1.46	1.61
85	AA	420	C	P-O5'	-12.67	1.47	1.59
85	AA	424	A	N9-C4	-12.67	1.30	1.37
41	BH	6	U	P-O5'	-12.66	1.47	1.59
34	BA	1804	A	N9-C4	-12.65	1.30	1.37
35	BB	580	A	N9-C4	-12.65	1.30	1.37
34	BA	972	C	P-O5'	-12.65	1.47	1.59
37	BD	90	A	N9-C4	-12.65	1.30	1.37
35	BB	1155	U	C2-N3	-12.65	1.28	1.37
34	BA	874	G	O3'-P	-12.64	1.46	1.61
34	BA	1461	A	P-O5'	-12.64	1.47	1.59
36	BC	116	C	P-O5'	-12.64	1.47	1.59
85	AA	967	C	P-O5'	-12.64	1.47	1.59
41	BH	108	U	O3'-P	-12.63	1.46	1.61
34	BA	1499	A	P-O5'	-12.63	1.47	1.59
85	AA	1104	G	P-O5'	-12.63	1.47	1.59
35	BB	451	A	N9-C4	-12.62	1.30	1.37
34	BA	8	G	P-O5'	-12.62	1.47	1.59
37	BD	25	G	P-O5'	-12.61	1.47	1.59
34	BA	748	C	P-O5'	-12.61	1.47	1.59
35	BB	1259	A	N9-C4	-12.61	1.30	1.37
34	BA	1786	C	P-O5'	-12.60	1.47	1.59
85	AA	107	A	N9-C4	-12.60	1.30	1.37

Continued on next page...

Continued from previous page...

Mol	Chain	Res	Type	Atoms	Z	Observed(Å)	Ideal(Å)
34	BA	758	G	O3'-P	-12.60	1.46	1.61
34	BA	1591	G	P-O5'	-12.60	1.47	1.59
34	BA	209	A	N7-C5	-12.59	1.31	1.39
85	AA	479	C	P-O5'	-12.59	1.47	1.59
35	BB	1168	G	P-O5'	-12.59	1.47	1.59
85	AA	2143	U	P-O5'	-12.59	1.47	1.59
34	BA	736	G	N9-C4	-12.59	1.27	1.38
34	BA	1709	A	N9-C4	-12.58	1.30	1.37
35	BB	795	A	N9-C4	-12.58	1.30	1.37
35	BB	1147	G	O3'-P	-12.58	1.46	1.61
85	AA	411	U	O3'-P	-12.58	1.46	1.61
34	BA	1179	U	O3'-P	-12.57	1.46	1.61
38	BE	177	U	C2-N3	-12.57	1.28	1.37
35	BB	1211	C	P-O5'	-12.57	1.47	1.59
37	BD	74	A	N9-C4	-12.56	1.30	1.37
35	BB	1196	A	O3'-P	-12.56	1.46	1.61
34	BA	56	G	C1'-N9	-12.55	1.29	1.46
35	BB	1320	U	P-O5'	-12.55	1.47	1.59
35	BB	622	G	N7-C5	-12.55	1.31	1.39
39	BF	9	C	P-O5'	-12.55	1.47	1.59
35	BB	786	A	N9-C4	-12.55	1.30	1.37
34	BA	1189	A	P-O5'	-12.55	1.47	1.59
34	BA	1064	A	N9-C4	-12.54	1.30	1.37
35	BB	1201	G	C4'-C3'	12.54	1.67	1.53
37	BD	99	G	N9-C4	-12.54	1.27	1.38
35	BB	93	A	N9-C4	-12.54	1.30	1.37
34	BA	1321	A	N9-C4	-12.52	1.30	1.37
35	BB	1376	G	P-O5'	-12.52	1.47	1.59
34	BA	397	A	O3'-P	-12.52	1.46	1.61
37	BD	48	G	C1'-N9	-12.52	1.29	1.46
85	AA	2145	G	C2'-C1'	-12.52	1.39	1.53
34	BA	323	C	C2'-C1'	-12.52	1.39	1.53
40	BG	22	G	P-O5'	-12.51	1.47	1.59
85	AA	687	G	P-O5'	-12.51	1.47	1.59
85	AA	1153	G	N7-C5	-12.51	1.31	1.39
86	AB	68	C	P-O5'	-12.50	1.47	1.59
34	BA	705	C	P-O5'	-12.50	1.47	1.59
35	BB	1489	A	N9-C4	-12.50	1.30	1.37
38	BE	23	G	P-O5'	-12.50	1.47	1.59
38	BE	201	A	P-O5'	-12.50	1.47	1.59
35	BB	788	U	C2-N3	-12.50	1.29	1.37
34	BA	606	G	O3'-P	-12.49	1.46	1.61

Continued on next page...

Continued from previous page...

Mol	Chain	Res	Type	Atoms	Z	Observed(Å)	Ideal(Å)
34	BA	939	C	P-O5'	-12.49	1.47	1.59
35	BB	122	U	C2-N3	-12.49	1.29	1.37
35	BB	1195	A	N9-C4	-12.49	1.30	1.37
36	BC	107	C	P-O5'	-12.49	1.47	1.59
38	BE	18	U	P-O5'	-12.49	1.47	1.59
85	AA	2096	G	P-O5'	-12.49	1.47	1.59
34	BA	1418	G	P-O5'	-12.48	1.47	1.59
34	BA	1639	U	P-O5'	-12.48	1.47	1.59
35	BB	1024	G	P-O5'	-12.47	1.47	1.59
85	AA	1516	A	O3'-P	-12.47	1.46	1.61
85	AA	1871	U	P-O5'	-12.47	1.47	1.59
36	BC	17	U	N1-C2	-12.47	1.27	1.38
34	BA	1003	A	P-O5'	-12.46	1.47	1.59
85	AA	505	U	P-O5'	-12.46	1.47	1.59
34	BA	1599	A	P-O5'	-12.46	1.47	1.59
85	AA	422	G	P-O5'	-12.46	1.47	1.59
34	BA	474	A	N9-C4	-12.46	1.30	1.37
34	BA	1652	G	C1'-N9	-12.46	1.29	1.46
34	BA	93	A	N9-C4	-12.45	1.30	1.37
85	AA	450	A	N9-C4	-12.45	1.30	1.37
85	AA	1235	G	P-O5'	-12.45	1.47	1.59
40	BG	16	G	C2'-C1'	-12.44	1.39	1.53
34	BA	138	C	O3'-P	-12.44	1.46	1.61
35	BB	824	C	P-O5'	-12.44	1.47	1.59
36	BC	3	C	P-O5'	-12.44	1.47	1.59
85	AA	450	A	P-O5'	-12.44	1.47	1.59
34	BA	1656	A	P-O5'	-12.44	1.47	1.59
35	BB	17	U	P-O5'	-12.44	1.47	1.59
85	AA	519	A	N9-C4	-12.44	1.30	1.37
85	AA	99	U	C2'-C1'	-12.43	1.39	1.53
40	BG	123	C	P-O5'	-12.43	1.47	1.59
85	AA	591	A	N9-C4	-12.43	1.30	1.37
34	BA	618	G	P-O5'	-12.43	1.47	1.59
34	BA	988	U	P-O5'	-12.43	1.47	1.59
41	BH	33	G	C2'-C1'	-12.42	1.39	1.53
85	AA	455	G	O3'-P	-12.42	1.46	1.61
35	BB	18	A	N9-C4	-12.42	1.30	1.37
34	BA	1065	U	O3'-P	-12.42	1.46	1.61
34	BA	1095	G	P-O5'	-12.42	1.47	1.59
36	BC	164	G	O3'-P	-12.42	1.46	1.61
38	BE	111	C	O3'-P	-12.41	1.46	1.61
35	BB	649	A	O3'-P	-12.41	1.46	1.61

Continued on next page...

Continued from previous page...

Mol	Chain	Res	Type	Atoms	Z	Observed(Å)	Ideal(Å)
34	BA	238	C	P-O5'	-12.40	1.47	1.59
34	BA	97	A	N7-C5	-12.40	1.31	1.39
34	BA	1429	A	P-O5'	-12.40	1.47	1.59
36	BC	54	G	N9-C4	-12.40	1.28	1.38
40	BG	33	G	C1'-N9	-12.40	1.29	1.46
85	AA	364	C	P-O5'	-12.39	1.47	1.59
85	AA	1516	A	C1'-N9	-12.38	1.29	1.46
35	BB	452	A	P-O5'	-12.37	1.47	1.59
85	AA	76	G	P-O5'	-12.38	1.47	1.59
34	BA	615	A	N9-C4	-12.37	1.30	1.37
34	BA	732	A	N9-C4	-12.37	1.30	1.37
34	BA	1192	A	O3'-P	-12.37	1.46	1.61
34	BA	4	A	O3'-P	-12.37	1.46	1.61
34	BA	1543	A	N9-C4	-12.37	1.30	1.37
85	AA	2179	C	P-O5'	-12.37	1.47	1.59
38	BE	185	G	P-O5'	-12.36	1.47	1.59
85	AA	2008	G	N9-C4	-12.36	1.28	1.38
34	BA	423	G	N9-C4	-12.36	1.28	1.38
35	BB	1026	G	C2'-C1'	-12.36	1.39	1.53
34	BA	1806	A	N9-C4	-12.36	1.30	1.37
85	AA	456	A	C1'-N9	-12.35	1.29	1.46
35	BB	40	C	P-O5'	-12.35	1.47	1.59
85	AA	929	G	P-O5'	-12.35	1.47	1.59
34	BA	426	A	N9-C4	-12.35	1.30	1.37
85	AA	1484	G	O3'-P	-12.35	1.46	1.61
35	BB	386	G	P-O5'	-12.35	1.47	1.59
41	BH	112	U	O3'-P	-12.35	1.46	1.61
34	BA	142	A	O3'-P	-12.34	1.46	1.61
34	BA	234	A	P-O5'	-12.34	1.47	1.59
35	BB	1138	A	C2'-C1'	-12.34	1.39	1.53
40	BG	182	G	N7-C5	-12.34	1.31	1.39
85	AA	1099	U	P-O5'	-12.34	1.47	1.59
34	BA	136	A	P-O5'	-12.34	1.47	1.59
34	BA	20	A	N9-C4	-12.34	1.30	1.37
85	AA	899	A	C2'-C1'	-12.34	1.39	1.53
34	BA	185	A	P-O5'	-12.33	1.47	1.59
34	BA	457	A	N9-C4	-12.33	1.30	1.37
34	BA	609	G	P-O5'	-12.33	1.47	1.59
34	BA	547	C	C3'-O3'	12.33	1.59	1.42
35	BB	1127	A	N9-C4	-12.33	1.30	1.37
36	BC	37	U	O3'-P	-12.33	1.46	1.61
38	BE	27	A	P-O5'	-12.33	1.47	1.59

Continued on next page...

Continued from previous page...

Mol	Chain	Res	Type	Atoms	Z	Observed(Å)	Ideal(Å)
85	AA	132	G	P-O5'	-12.32	1.47	1.59
85	AA	976	G	P-O5'	-12.32	1.47	1.59
35	BB	1169	A	P-O5'	-12.31	1.47	1.59
34	BA	765	U	C5'-C4'	12.31	1.66	1.51
34	BA	1211	G	N9-C4	-12.31	1.28	1.38
39	BF	35	C	P-O5'	-12.31	1.47	1.59
85	AA	400	G	N9-C4	-12.31	1.28	1.38
35	BB	653	G	P-O5'	-12.30	1.47	1.59
35	BB	1401	G	N9-C4	-12.30	1.28	1.38
41	BH	109	G	C2'-C1'	-12.30	1.39	1.53
85	AA	1439	A	P-O5'	-12.30	1.47	1.59
85	AA	1519	A	N9-C4	-12.30	1.30	1.37
85	AA	694	A	O3'-P	-12.30	1.46	1.61
40	BG	27	C	P-O5'	-12.29	1.47	1.59
85	AA	313	A	C1'-N9	-12.29	1.29	1.46
85	AA	373	G	C2'-C1'	-12.29	1.39	1.53
35	BB	606	C	P-O5'	-12.29	1.47	1.59
35	BB	676	G	P-O5'	-12.28	1.47	1.59
85	AA	392	G	P-O5'	-12.28	1.47	1.59
35	BB	1138	A	O3'-P	-12.28	1.46	1.61
85	AA	2075	C	C2'-C1'	-12.28	1.39	1.53
34	BA	17	A	P-O5'	-12.28	1.47	1.59
34	BA	1548	A	O3'-P	-12.28	1.46	1.61
35	BB	1430	G	O3'-P	-12.28	1.46	1.61
35	BB	446	U	O3'-P	-12.27	1.46	1.61
85	AA	1225	C	P-O5'	-12.27	1.47	1.59
85	AA	426	C	C2-N3	-12.27	1.25	1.35
85	AA	43	A	N9-C4	-12.27	1.30	1.37
34	BA	387	A	P-O5'	-12.27	1.47	1.59
40	BG	55	A	N9-C4	-12.27	1.30	1.37
36	BC	58	G	P-O5'	-12.26	1.47	1.59
40	BG	149	U	C1'-N1	-12.26	1.29	1.46
34	BA	408	U	P-O5'	-12.26	1.47	1.59
34	BA	1110	A	O3'-P	-12.26	1.46	1.61
34	BA	540	G	P-O5'	-12.25	1.47	1.59
35	BB	22	A	N9-C4	-12.24	1.30	1.37
34	BA	473	A	O3'-P	-12.24	1.46	1.61
37	BD	108	G	P-O5'	-12.24	1.47	1.59
34	BA	1265	G	P-O5'	-12.24	1.47	1.59
36	BC	154	A	C2'-C1'	-12.24	1.39	1.53
38	BE	31	A	N9-C4	-12.24	1.30	1.37
85	AA	112	A	O3'-P	-12.24	1.46	1.61

Continued on next page...

Continued from previous page...

Mol	Chain	Res	Type	Atoms	Z	Observed(Å)	Ideal(Å)
35	BB	542	A	N9-C4	-12.24	1.30	1.37
85	AA	2036	A	N7-C5	-12.24	1.31	1.39
85	AA	1856	G	P-O5'	-12.23	1.47	1.59
34	BA	804	G	N7-C5	-12.23	1.31	1.39
34	BA	1006	G	P-O5'	-12.23	1.47	1.59
34	BA	184	C	P-O5'	-12.22	1.47	1.59
34	BA	463	A	N9-C4	-12.22	1.30	1.37
85	AA	1107	A	P-O5'	-12.22	1.47	1.59
34	BA	1041	U	P-O5'	-12.22	1.47	1.59
35	BB	479	U	P-O5'	-12.22	1.47	1.59
85	AA	1490	A	O3'-P	-12.22	1.46	1.61
35	BB	83	G	P-O5'	-12.22	1.47	1.59
85	AA	1561	A	N9-C4	-12.21	1.30	1.37
34	BA	381	A	O3'-P	-12.21	1.46	1.61
38	BE	146	U	C2-N3	-12.21	1.29	1.37
34	BA	1058	C	O3'-P	-12.20	1.46	1.61
34	BA	1328	U	C2'-C1'	-12.20	1.40	1.53
34	BA	1737	A	P-O5'	-12.20	1.47	1.59
85	AA	2133	A	O3'-P	-12.20	1.46	1.61
38	BE	108	U	C2'-C1'	-12.19	1.40	1.53
35	BB	1052	G	N9-C4	-12.19	1.28	1.38
37	BD	33	U	O3'-P	-12.18	1.46	1.61
34	BA	395	G	C1'-N9	-12.18	1.29	1.46
35	BB	637	G	O3'-P	-12.18	1.46	1.61
85	AA	657	C	P-O5'	-12.17	1.47	1.59
34	BA	461	A	N9-C4	-12.17	1.30	1.37
38	BE	140	G	P-O5'	-12.17	1.47	1.59
85	AA	264	A	P-O5'	-12.16	1.47	1.59
35	BB	1542	C	P-O5'	-12.16	1.47	1.59
35	BB	398	A	P-O5'	-12.16	1.47	1.59
85	AA	723	U	P-O5'	-12.16	1.47	1.59
34	BA	611	A	O3'-P	-12.15	1.46	1.61
35	BB	667	G	P-O5'	-12.15	1.47	1.59
36	BC	10	C	C2'-C1'	-12.15	1.40	1.53
40	BG	141	A	N9-C4	-12.15	1.30	1.37
36	BC	94	C	O3'-P	-12.14	1.46	1.61
37	BD	4	U	C2-N3	-12.14	1.29	1.37
85	AA	466	A	N9-C4	-12.14	1.30	1.37
34	BA	1618	A	P-O5'	-12.14	1.47	1.59
35	BB	1449	G	N9-C4	-12.14	1.28	1.38
34	BA	1699	A	C2'-C1'	-12.14	1.40	1.53
85	AA	1978	G	N9-C4	-12.14	1.28	1.38

Continued on next page...

Continued from previous page...

Mol	Chain	Res	Type	Atoms	Z	Observed(Å)	Ideal(Å)
85	AA	466	A	C6-N6	12.14	1.43	1.33
85	AA	936	C	O3'-P	-12.13	1.46	1.61
35	BB	101	U	O3'-P	-12.13	1.46	1.61
85	AA	432	A	P-O5'	-12.13	1.47	1.59
34	BA	206	C	C4'-C3'	12.12	1.66	1.53
41	BH	3	U	O3'-P	-12.13	1.46	1.61
85	AA	2181	G	P-O5'	-12.12	1.47	1.59
34	BA	615	A	P-O5'	-12.12	1.47	1.59
36	BC	107	C	C2'-C1'	-12.12	1.40	1.53
85	AA	1521	U	O3'-P	-12.12	1.46	1.61
35	BB	1235	A	N9-C4	-12.11	1.30	1.37
38	BE	5	A	N9-C4	-12.11	1.30	1.37
35	BB	127	U	P-O5'	-12.11	1.47	1.59
35	BB	700	C	P-O5'	-12.11	1.47	1.59
35	BB	1342	C	C4'-C3'	-12.11	1.39	1.53
41	BH	119	U	P-O5'	-12.11	1.47	1.59
36	BC	141	C	O3'-P	-12.11	1.46	1.61
85	AA	385	A	O3'-P	-12.11	1.46	1.61
34	BA	449	G	P-O5'	-12.10	1.47	1.59
41	BH	4	U	P-O5'	-12.10	1.47	1.59
36	BC	135	A	P-O5'	-12.10	1.47	1.59
34	BA	1669	C	P-O5'	-12.09	1.47	1.59
35	BB	14	C	O3'-P	-12.08	1.46	1.61
85	AA	1676	G	P-O5'	-12.08	1.47	1.59
85	AA	2084	U	P-O5'	-12.08	1.47	1.59
85	AA	2148	C	P-O5'	-12.08	1.47	1.59
85	AA	535	G	P-O5'	-12.08	1.47	1.59
34	BA	420	A	N9-C4	-12.07	1.30	1.37
34	BA	947	A	N9-C4	-12.07	1.30	1.37
35	BB	1264	U	P-O5'	-12.07	1.47	1.59
36	BC	53	A	O3'-P	-12.07	1.46	1.61
85	AA	2070	C	P-O5'	-12.06	1.47	1.59
85	AA	811	A	P-O5'	-12.06	1.47	1.59
85	AA	412	G	P-O5'	-12.06	1.47	1.59
85	AA	366	A	P-O5'	-12.05	1.47	1.59
35	BB	1180	G	P-O5'	-12.05	1.47	1.59
34	BA	186	G	P-O5'	-12.05	1.47	1.59
40	BG	8	U	P-O5'	-12.05	1.47	1.59
35	BB	61	A	O3'-P	-12.04	1.46	1.61
85	AA	2185	U	P-O5'	-12.04	1.47	1.59
34	BA	272	A	N9-C4	-12.04	1.30	1.37
37	BD	109	U	P-O5'	-12.04	1.47	1.59

Continued on next page...

Continued from previous page...

Mol	Chain	Res	Type	Atoms	Z	Observed(Å)	Ideal(Å)
38	BE	180	G	N9-C4	-12.03	1.28	1.38
35	BB	451	A	O3'-P	-12.03	1.46	1.61
34	BA	531	C	O3'-P	-12.03	1.46	1.61
34	BA	1215	U	P-O5'	-12.03	1.47	1.59
34	BA	598	G	P-O5'	-12.03	1.47	1.59
35	BB	1079	G	P-O5'	-12.02	1.47	1.59
34	BA	1641	G	C3'-C2'	-12.02	1.39	1.52
85	AA	1157	U	O3'-P	-12.02	1.46	1.61
34	BA	82	A	C1'-N9	-12.01	1.30	1.46
34	BA	1215	U	C2-N3	-12.01	1.29	1.37
85	AA	641	A	P-O5'	-12.01	1.47	1.59
35	BB	1312	U	C2-N3	-12.01	1.29	1.37
35	BB	1435	G	N9-C4	-12.01	1.28	1.38
86	AB	66	U	P-O5'	-12.01	1.47	1.59
85	AA	889	G	N7-C5	-12.00	1.32	1.39
41	BH	36	C	O3'-P	-12.00	1.46	1.61
34	BA	923	C	O3'-P	-11.99	1.46	1.61
34	BA	337	C	P-O5'	-11.99	1.47	1.59
34	BA	473	A	P-O5'	-11.99	1.47	1.59
34	BA	524	G	C6-N1	-11.99	1.31	1.39
34	BA	265	A	P-O5'	-11.99	1.47	1.59
34	BA	1555	G	O3'-P	-11.99	1.46	1.61
36	BC	26	U	O3'-P	-11.99	1.46	1.61
85	AA	1106	A	P-O5'	-11.99	1.47	1.59
85	AA	2102	A	N9-C4	-11.98	1.30	1.37
35	BB	1218	G	C2'-C1'	-11.98	1.40	1.53
85	AA	938	A	N7-C5	-11.98	1.32	1.39
34	BA	1286	C	O3'-P	-11.97	1.46	1.61
37	BD	24	U	P-O5'	-11.97	1.47	1.59
35	BB	648	G	C6-N1	-11.97	1.31	1.39
38	BE	108	U	O3'-P	-11.97	1.46	1.61
34	BA	326	A	O3'-P	-11.96	1.46	1.61
34	BA	1239	G	O3'-P	-11.96	1.46	1.61
35	BB	1440	A	O3'-P	-11.96	1.46	1.61
34	BA	537	C	P-O5'	-11.95	1.47	1.59
40	BG	8	U	C2-N3	-11.95	1.29	1.37
34	BA	1069	U	C3'-C2'	-11.94	1.39	1.52
38	BE	166	G	P-O5'	-11.94	1.47	1.59
34	BA	856	G	C2'-C1'	-11.94	1.40	1.53
34	BA	1016	A	N9-C4	-11.94	1.30	1.37
34	BA	91	C	O3'-P	-11.93	1.46	1.61
85	AA	983	A	N9-C4	-11.93	1.30	1.37

Continued on next page...

Continued from previous page...

Mol	Chain	Res	Type	Atoms	Z	Observed(Å)	Ideal(Å)
34	BA	805	A	P-O5'	-11.93	1.47	1.59
85	AA	283	A	N9-C4	-11.93	1.30	1.37
34	BA	1268	C	P-O5'	-11.93	1.47	1.59
85	AA	249	C	P-O5'	-11.93	1.47	1.59
34	BA	662	U	P-O5'	-11.92	1.47	1.59
34	BA	800	G	O4'-C1'	-11.92	1.26	1.41
34	BA	1232	C	P-O5'	-11.92	1.47	1.59
35	BB	630	A	C4'-C3'	-11.92	1.40	1.53
85	AA	201	U	P-O5'	-11.92	1.47	1.59
85	AA	2147	A	N7-C5	-11.92	1.32	1.39
85	AA	2147	A	O3'-P	-11.91	1.46	1.61
38	BE	132	U	P-O5'	-11.91	1.47	1.59
39	BF	12	U	P-O5'	-11.91	1.47	1.59
34	BA	22	C	P-O5'	-11.90	1.47	1.59
34	BA	440	A	O3'-P	-11.90	1.46	1.61
85	AA	866	U	C2'-C1'	-11.90	1.40	1.53
34	BA	48	C	O3'-P	-11.90	1.46	1.61
38	BE	14	C	P-O5'	-11.90	1.47	1.59
40	BG	112	C	P-O5'	-11.90	1.47	1.59
36	BC	3	C	C2'-C1'	-11.89	1.40	1.53
34	BA	1223	C	P-O5'	-11.89	1.47	1.59
85	AA	1829	C	P-O5'	-11.89	1.47	1.59
36	BC	79	A	N9-C4	-11.89	1.30	1.37
34	BA	513	U	C2-N3	-11.89	1.29	1.37
34	BA	504	A	P-O5'	-11.88	1.47	1.59
34	BA	1335	A	P-O5'	-11.88	1.47	1.59
85	AA	731	U	O3'-P	-11.88	1.46	1.61
34	BA	953	G	P-O5'	-11.88	1.47	1.59
85	AA	407	G	P-O5'	-11.88	1.47	1.59
34	BA	1276	G	P-O5'	-11.88	1.47	1.59
34	BA	958	G	P-O5'	-11.87	1.47	1.59
34	BA	1275	G	P-O5'	-11.87	1.47	1.59
34	BA	1291	A	N9-C4	-11.87	1.30	1.37
85	AA	438	G	P-O5'	-11.87	1.47	1.59
85	AA	1455	C	C2'-C1'	-11.87	1.40	1.53
34	BA	382	G	C6-N1	-11.87	1.31	1.39
34	BA	301	U	C2'-C1'	-11.86	1.40	1.53
85	AA	1518	A	N9-C4	-11.86	1.30	1.37
85	AA	1541	G	P-O5'	-11.86	1.47	1.59
34	BA	1583	A	N9-C4	-11.85	1.30	1.37
36	BC	120	G	N9-C4	-11.85	1.28	1.38
85	AA	515	C	O3'-P	-11.85	1.47	1.61

Continued on next page...

Continued from previous page...

Mol	Chain	Res	Type	Atoms	Z	Observed(Å)	Ideal(Å)
85	AA	2130	G	O3'-P	-11.85	1.47	1.61
34	BA	1591	G	C1'-N9	-11.85	1.30	1.46
35	BB	1498	G	N9-C4	-11.85	1.28	1.38
85	AA	1227	A	P-O5'	-11.85	1.48	1.59
34	BA	609	G	C2'-C1'	-11.84	1.40	1.53
34	BA	979	G	O3'-P	-11.84	1.47	1.61
85	AA	936	C	P-O5'	-11.84	1.48	1.59
34	BA	1844	U	P-O5'	-11.84	1.48	1.59
35	BB	59	U	C2-N3	-11.84	1.29	1.37
85	AA	374	C	P-O5'	-11.84	1.48	1.59
34	BA	340	U	P-O5'	-11.84	1.48	1.59
85	AA	299	A	P-O5'	-11.84	1.48	1.59
34	BA	504	A	N9-C4	-11.83	1.30	1.37
34	BA	762	A	P-O5'	-11.83	1.48	1.59
34	BA	2	A	P-O5'	-11.83	1.48	1.59
34	BA	667	U	P-O5'	-11.83	1.48	1.59
34	BA	1641	G	O3'-P	-11.83	1.47	1.61
35	BB	990	G	O3'-P	-11.83	1.47	1.61
34	BA	355	U	P-O5'	-11.82	1.48	1.59
35	BB	805	G	C4'-C3'	-11.82	1.40	1.53
85	AA	1471	G	C5-C6	-11.82	1.30	1.42
85	AA	1661	U	P-O5'	-11.82	1.48	1.59
35	BB	572	G	N7-C5	-11.81	1.32	1.39
85	AA	695	A	N9-C4	-11.81	1.30	1.37
85	AA	2137	A	N9-C4	-11.81	1.30	1.37
34	BA	985	C	O3'-P	-11.81	1.47	1.61
34	BA	1190	A	P-O5'	-11.81	1.48	1.59
34	BA	1220	C	P-O5'	-11.81	1.48	1.59
85	AA	822	U	P-O5'	-11.81	1.48	1.59
35	BB	499	A	N9-C4	-11.80	1.30	1.37
85	AA	902	A	N9-C4	-11.80	1.30	1.37
85	AA	1674	G	N9-C4	-11.81	1.28	1.38
40	BG	95	U	C1'-N1	-11.80	1.30	1.46
38	BE	20	C	C2'-C1'	-11.80	1.40	1.53
38	BE	61	A	P-O5'	-11.80	1.48	1.59
85	AA	2203	C	C2'-C1'	-11.80	1.40	1.53
35	BB	1246	C	O3'-P	-11.79	1.47	1.61
35	BB	1546	C	P-O5'	-11.79	1.48	1.59
34	BA	687	G	O3'-P	-11.79	1.47	1.61
85	AA	397	G	O3'-P	-11.79	1.47	1.61
85	AA	879	G	C2'-C1'	-11.79	1.40	1.53
34	BA	16	C	P-O5'	-11.79	1.48	1.59

Continued on next page...

Continued from previous page...

Mol	Chain	Res	Type	Atoms	Z	Observed(Å)	Ideal(Å)
34	BA	758	G	N9-C8	-11.78	1.29	1.37
34	BA	838	U	P-O5'	-11.78	1.48	1.59
85	AA	1191	G	P-O5'	-11.78	1.48	1.59
34	BA	856	G	O3'-P	-11.78	1.47	1.61
34	BA	1720	U	P-O5'	-11.78	1.48	1.59
41	BH	35	G	P-O5'	-11.78	1.48	1.59
41	BH	133	U	P-O5'	-11.78	1.48	1.59
40	BG	88	G	O3'-P	-11.77	1.47	1.61
35	BB	1172	U	O3'-P	-11.77	1.47	1.61
85	AA	99	U	O3'-P	-11.77	1.47	1.61
85	AA	1224	C	O3'-P	-11.77	1.47	1.61
34	BA	162	G	N9-C4	-11.77	1.28	1.38
85	AA	927	A	N9-C4	11.77	1.45	1.37
85	AA	991	G	N9-C8	-11.77	1.29	1.37
38	BE	190	U	O3'-P	-11.76	1.47	1.61
85	AA	684	G	P-O5'	-11.76	1.48	1.59
41	BH	126	C	O3'-P	-11.76	1.47	1.61
34	BA	1604	A	O3'-P	-11.76	1.47	1.61
34	BA	333	A	N9-C4	-11.76	1.30	1.37
34	BA	1223	C	O3'-P	-11.76	1.47	1.61
34	BA	449	G	O3'-P	-11.76	1.47	1.61
35	BB	370	A	P-O5'	-11.75	1.48	1.59
35	BB	1019	C	P-O5'	-11.75	1.48	1.59
35	BB	440	U	P-O5'	-11.75	1.48	1.59
35	BB	1227	G	O3'-P	-11.75	1.47	1.61
34	BA	1177	C	C2'-C1'	-11.75	1.40	1.53
85	AA	2174	G	C2'-C1'	-11.75	1.40	1.53
35	BB	1314	G	O3'-P	-11.74	1.47	1.61
34	BA	1282	G	O3'-P	-11.74	1.47	1.61
40	BG	118	U	C2-N3	-11.74	1.29	1.37
34	BA	938	C	C3'-C2'	-11.74	1.39	1.52
40	BG	23	C	P-O5'	-11.74	1.48	1.59
34	BA	1661	U	O3'-P	-11.74	1.47	1.61
35	BB	409	U	P-O5'	-11.74	1.48	1.59
35	BB	1243	A	O3'-P	-11.73	1.47	1.61
85	AA	464	A	N7-C5	-11.73	1.32	1.39
35	BB	777	C	P-O5'	-11.73	1.48	1.59
35	BB	1103	A	O3'-P	-11.72	1.47	1.61
85	AA	1182	A	C2'-C1'	-11.72	1.40	1.53
41	BH	44	A	N7-C5	-11.72	1.32	1.39
40	BG	70	C	P-O5'	-11.72	1.48	1.59
85	AA	83	U	P-O5'	-11.72	1.48	1.59

Continued on next page...

Continued from previous page...

Mol	Chain	Res	Type	Atoms	Z	Observed(Å)	Ideal(Å)
85	AA	2125	A	O3'-P	-11.72	1.47	1.61
85	AA	1219	A	N7-C5	-11.72	1.32	1.39
34	BA	909	G	O3'-P	-11.71	1.47	1.61
39	BF	38	C	P-O5'	-11.71	1.48	1.59
40	BG	23	C	O3'-P	-11.71	1.47	1.61
85	AA	809	A	P-O5'	-11.71	1.48	1.59
34	BA	108	A	N9-C4	-11.71	1.30	1.37
35	BB	1367	U	P-O5'	-11.70	1.48	1.59
85	AA	1976	G	P-O5'	-11.70	1.48	1.59
34	BA	382	G	P-O5'	-11.70	1.48	1.59
34	BA	1003	A	C3'-C2'	-11.70	1.39	1.52
85	AA	189	G	P-O5'	-11.70	1.48	1.59
35	BB	1183	U	O3'-P	-11.70	1.47	1.61
85	AA	868	A	P-O5'	-11.70	1.48	1.59
41	BH	105	U	P-O5'	-11.69	1.48	1.59
34	BA	824	C	P-O5'	-11.69	1.48	1.59
85	AA	1510	A	N9-C4	-11.69	1.30	1.37
34	BA	651	U	C2'-C1'	-11.68	1.40	1.53
34	BA	1796	A	C1'-N9	-11.68	1.30	1.46
38	BE	113	C	P-O5'	-11.68	1.48	1.59
38	BE	148	C	P-O5'	-11.68	1.48	1.59
41	BH	113	G	N9-C4	-11.68	1.28	1.38
39	BF	39	C	O3'-P	-11.67	1.47	1.61
85	AA	1228	A	C2'-C1'	-11.67	1.40	1.53
85	AA	1549	G	N9-C4	-11.67	1.28	1.38
34	BA	1341	A	N9-C4	-11.67	1.30	1.37
85	AA	2029	G	P-O5'	-11.67	1.48	1.59
34	BA	400	A	P-O5'	-11.67	1.48	1.59
34	BA	1002	U	C3'-C2'	-11.67	1.40	1.52
38	BE	16	C	C5'-C4'	11.67	1.65	1.51
34	BA	201	A	O3'-P	-11.66	1.47	1.61
34	BA	979	G	N9-C4	-11.66	1.28	1.38
34	BA	1424	G	P-O5'	-11.66	1.48	1.59
85	AA	472	A	P-O5'	-11.66	1.48	1.59
37	BD	48	G	N9-C4	-11.66	1.28	1.38
85	AA	1283	C	C2-N3	-11.66	1.26	1.35
34	BA	93	A	P-O5'	-11.65	1.48	1.59
34	BA	1465	C	O3'-P	-11.65	1.47	1.61
35	BB	1528	U	P-O5'	-11.65	1.48	1.59
41	BH	124	C	O3'-P	-11.65	1.47	1.61
85	AA	2149	C	C2'-C1'	-11.65	1.40	1.53
85	AA	2227	A	N9-C4	-11.65	1.30	1.37

Continued on next page...

Continued from previous page...

Mol	Chain	Res	Type	Atoms	Z	Observed(Å)	Ideal(Å)
35	BB	649	A	P-O5'	-11.65	1.48	1.59
36	BC	43	A	C3'-C2'	-11.65	1.40	1.52
37	BD	73	U	P-O5'	-11.65	1.48	1.59
85	AA	2123	U	P-O5'	-11.65	1.48	1.59
35	BB	1180	G	O3'-P	-11.64	1.47	1.61
36	BC	67	U	P-O5'	-11.64	1.48	1.59
85	AA	488	G	P-O5'	-11.64	1.48	1.59
34	BA	53	G	O3'-P	-11.64	1.47	1.61
34	BA	1732	A	N9-C4	11.64	1.44	1.37
34	BA	484	A	P-O5'	-11.64	1.48	1.59
34	BA	471	U	P-O5'	-11.64	1.48	1.59
35	BB	387	G	N9-C8	-11.64	1.29	1.37
85	AA	2199	G	C2'-C1'	-11.63	1.40	1.53
34	BA	1002	U	P-O5'	-11.63	1.48	1.59
35	BB	615	A	N9-C4	-11.63	1.30	1.37
37	BD	77	A	N9-C4	-11.63	1.30	1.37
41	BH	17	A	P-O5'	-11.63	1.48	1.59
85	AA	605	A	N7-C5	-11.63	1.32	1.39
85	AA	712	U	P-O5'	-11.63	1.48	1.59
34	BA	350	C	O3'-P	-11.62	1.47	1.61
35	BB	1463	A	N9-C4	11.62	1.44	1.37
85	AA	393	C	O3'-P	-11.62	1.47	1.61
34	BA	734	G	P-O5'	-11.62	1.48	1.59
34	BA	896	U	C2'-C1'	11.62	1.66	1.53
34	BA	942	G	P-O5'	-11.61	1.48	1.59
35	BB	1490	G	C2'-C1'	-11.61	1.40	1.53
34	BA	782	C	C2'-C1'	-11.61	1.40	1.53
85	AA	106	G	P-O5'	-11.61	1.48	1.59
35	BB	1075	A	N9-C4	-11.61	1.30	1.37
41	BH	41	A	N9-C4	-11.61	1.30	1.37
85	AA	763	U	C2-N3	-11.61	1.29	1.37
85	AA	1540	A	P-O5'	-11.61	1.48	1.59
34	BA	31	A	N9-C4	-11.60	1.30	1.37
40	BG	27	C	O3'-P	-11.60	1.47	1.61
41	BH	33	G	P-O5'	-11.60	1.48	1.59
85	AA	601	A	O3'-P	-11.60	1.47	1.61
34	BA	89	G	P-O5'	-11.59	1.48	1.59
35	BB	1048	A	N9-C4	-11.59	1.30	1.37
85	AA	383	C	P-O5'	-11.59	1.48	1.59
34	BA	1100	A	P-O5'	-11.59	1.48	1.59
34	BA	1193	A	O3'-P	-11.59	1.47	1.61
35	BB	818	U	P-O5'	-11.59	1.48	1.59

Continued on next page...

Continued from previous page...

Mol	Chain	Res	Type	Atoms	Z	Observed(Å)	Ideal(Å)
37	BD	115	A	P-O5'	-11.59	1.48	1.59
40	BG	95	U	C2-N3	-11.59	1.29	1.37
36	BC	78	G	O3'-P	-11.58	1.47	1.61
36	BC	92	C	P-O5'	-11.58	1.48	1.59
34	BA	954	U	P-O5'	-11.58	1.48	1.59
85	AA	630	A	N9-C4	-11.58	1.30	1.37
35	BB	1348	C	O3'-P	-11.58	1.47	1.61
85	AA	1531	G	P-O5'	-11.58	1.48	1.59
34	BA	877	U	C2-N3	-11.57	1.29	1.37
37	BD	68	C	P-O5'	-11.57	1.48	1.59
34	BA	737	U	O3'-P	-11.57	1.47	1.61
36	BC	2	A	N9-C4	-11.57	1.30	1.37
38	BE	200	A	N9-C4	-11.57	1.30	1.37
34	BA	1430	C	O3'-P	-11.57	1.47	1.61
34	BA	1809	G	O3'-P	-11.57	1.47	1.61
34	BA	1697	U	C2-N3	11.56	1.45	1.37
35	BB	1413	U	P-O5'	-11.56	1.48	1.59
40	BG	78	C	O3'-P	-11.56	1.47	1.61
85	AA	605	A	N9-C4	-11.56	1.30	1.37
85	AA	436	G	P-O5'	-11.56	1.48	1.59
38	BE	128	G	O3'-P	-11.56	1.47	1.61
34	BA	850	C	P-O5'	-11.55	1.48	1.59
85	AA	244	G	P-O5'	-11.56	1.48	1.59
34	BA	984	U	C2-N3	-11.55	1.29	1.37
35	BB	1461	C	C2'-C1'	-11.55	1.40	1.53
85	AA	270	A	P-O5'	-11.55	1.48	1.59
35	BB	644	A	N9-C4	-11.54	1.30	1.37
34	BA	297	A	C4'-C3'	-11.54	1.40	1.53
34	BA	1159	A	P-O5'	-11.54	1.48	1.59
34	BA	1321	A	C2'-C1'	-11.54	1.40	1.53
34	BA	720	A	O3'-P	-11.53	1.47	1.61
85	AA	2105	G	P-O5'	-11.54	1.48	1.59
35	BB	798	A	C2'-C1'	-11.53	1.40	1.53
85	AA	455	G	P-O5'	-11.53	1.48	1.59
35	BB	1242	C	P-O5'	-11.53	1.48	1.59
35	BB	824	C	C2'-C1'	-11.53	1.40	1.53
35	BB	1232	A	P-O5'	-11.52	1.48	1.59
34	BA	912	G	O3'-P	-11.52	1.47	1.61
38	BE	28	C	P-O5'	-11.52	1.48	1.59
34	BA	86	A	P-O5'	-11.52	1.48	1.59
34	BA	810	A	P-O5'	-11.52	1.48	1.59
34	BA	918	U	P-O5'	-11.52	1.48	1.59

Continued on next page...

Continued from previous page...

Mol	Chain	Res	Type	Atoms	Z	Observed(Å)	Ideal(Å)
35	BB	482	A	N9-C4	-11.52	1.30	1.37
34	BA	35	U	P-O5'	-11.51	1.48	1.59
34	BA	125	G	P-O5'	-11.51	1.48	1.59
35	BB	1360	A	N9-C4	-11.51	1.30	1.37
34	BA	1549	U	P-O5'	-11.51	1.48	1.59
35	BB	5	A	N7-C5	-11.51	1.32	1.39
34	BA	899	G	O3'-P	-11.51	1.47	1.61
35	BB	1421	C	P-O5'	-11.51	1.48	1.59
37	BD	77	A	C1'-N9	-11.51	1.30	1.46
34	BA	545	U	P-O5'	-11.50	1.48	1.59
85	AA	1676	G	O3'-P	-11.50	1.47	1.61
34	BA	556	A	O3'-P	-11.50	1.47	1.61
34	BA	1322	A	O3'-P	-11.50	1.47	1.61
37	BD	84	U	P-O5'	-11.50	1.48	1.59
85	AA	2228	G	P-O5'	-11.50	1.48	1.59
34	BA	1722	U	P-O5'	-11.50	1.48	1.59
35	BB	1368	A	N9-C4	-11.50	1.30	1.37
41	BH	31	A	C1'-N9	-11.50	1.30	1.46
35	BB	970	C	O3'-P	-11.49	1.47	1.61
36	BC	101	U	C2'-C1'	-11.49	1.40	1.53
85	AA	24	U	P-O5'	-11.49	1.48	1.59
85	AA	436	G	N9-C4	-11.49	1.28	1.38
85	AA	541	A	P-O5'	-11.49	1.48	1.59
34	BA	1709	A	C3'-C2'	-11.49	1.40	1.52
34	BA	44	U	P-O5'	-11.49	1.48	1.59
39	BF	65	U	P-O5'	-11.49	1.48	1.59
35	BB	1415	G	C6-N1	-11.48	1.31	1.39
38	BE	39	U	P-O5'	-11.48	1.48	1.59
35	BB	440	U	C3'-C2'	-11.48	1.40	1.52
35	BB	1293	C	P-O5'	-11.48	1.48	1.59
85	AA	210	G	C2'-C1'	-11.48	1.40	1.53
34	BA	717	U	P-O5'	-11.48	1.48	1.59
34	BA	1099	U	O3'-P	-11.48	1.47	1.61
38	BE	129	G	C6-N1	-11.48	1.31	1.39
35	BB	1199	A	N9-C4	-11.47	1.30	1.37
40	BG	69	G	O3'-P	-11.47	1.47	1.61
85	AA	521	A	C2'-C1'	-11.47	1.40	1.53
85	AA	2075	C	N1-C6	-11.47	1.30	1.37
85	AA	922	A	O3'-P	-11.46	1.47	1.61
34	BA	587	U	O3'-P	-11.46	1.47	1.61
34	BA	1050	A	N9-C4	-11.46	1.30	1.37
85	AA	1470	A	N9-C4	-11.46	1.30	1.37

Continued on next page...

Continued from previous page...

Mol	Chain	Res	Type	Atoms	Z	Observed(Å)	Ideal(Å)
34	BA	1631	U	C4'-C3'	11.46	1.65	1.53
34	BA	1190	A	C2'-C1'	-11.46	1.40	1.53
34	BA	1556	A	O3'-P	-11.45	1.47	1.61
38	BE	141	A	P-O5'	-11.45	1.48	1.59
36	BC	162	C	P-O5'	-11.45	1.48	1.59
85	AA	1481	U	P-O5'	-11.45	1.48	1.59
34	BA	1076	U	C2-N3	-11.44	1.29	1.37
37	BD	82	G	O3'-P	-11.45	1.47	1.61
34	BA	10	G	C3'-C2'	-11.44	1.40	1.52
34	BA	1027	C	O3'-P	-11.44	1.47	1.61
34	BA	1693	U	O3'-P	-11.44	1.47	1.61
35	BB	1398	A	N9-C4	-11.44	1.30	1.37
34	BA	1144	A	P-O5'	-11.44	1.48	1.59
34	BA	1529	G	C6-N1	-11.43	1.31	1.39
34	BA	1688	G	P-O5'	-11.43	1.48	1.59
34	BA	1256	A	N9-C4	-11.42	1.30	1.37
34	BA	1259	C	O3'-P	-11.42	1.47	1.61
85	AA	808	A	O3'-P	-11.42	1.47	1.61
85	AA	1357	U	P-O5'	-11.42	1.48	1.59
41	BH	54	U	P-O5'	-11.42	1.48	1.59
85	AA	1499	G	O3'-P	-11.42	1.47	1.61
35	BB	368	C	O3'-P	-11.41	1.47	1.61
38	BE	200	A	C2'-C1'	-11.41	1.40	1.53
85	AA	469	G	N3-C4	-11.41	1.27	1.35
85	AA	1182	A	P-O5'	-11.41	1.48	1.59
34	BA	907	A	O3'-P	-11.41	1.47	1.61
34	BA	986	G	P-O5'	-11.41	1.48	1.59
85	AA	314	C	P-O5'	-11.41	1.48	1.59
85	AA	370	A	P-O5'	-11.41	1.48	1.59
85	AA	441	C	O3'-P	-11.41	1.47	1.61
85	AA	918	U	O3'-P	-11.41	1.47	1.61
34	BA	1322	A	C2'-C1'	-11.40	1.40	1.53
85	AA	119	G	C2'-C1'	-11.40	1.40	1.53
34	BA	900	A	N7-C5	-11.40	1.32	1.39
40	BG	105	A	N9-C4	-11.40	1.31	1.37
35	BB	411	A	N9-C4	-11.40	1.31	1.37
35	BB	818	U	C2-N3	-11.40	1.29	1.37
37	BD	95	G	C6-N1	-11.40	1.31	1.39
34	BA	1028	A	N9-C4	-11.39	1.31	1.37
35	BB	814	A	P-O5'	-11.39	1.48	1.59
38	BE	46	G	P-O5'	-11.39	1.48	1.59
35	BB	1226	G	C1'-N9	-11.39	1.30	1.46

Continued on next page...

Continued from previous page...

Mol	Chain	Res	Type	Atoms	Z	Observed(Å)	Ideal(Å)
34	BA	1412	G	O3'-P	-11.39	1.47	1.61
36	BC	168	C	P-O5'	-11.39	1.48	1.59
34	BA	837	U	O3'-P	-11.39	1.47	1.61
85	AA	545	A	P-O5'	-11.39	1.48	1.59
34	BA	606	G	P-O5'	-11.38	1.48	1.59
35	BB	1028	C	O3'-P	-11.38	1.47	1.61
35	BB	1312	U	P-O5'	-11.38	1.48	1.59
35	BB	56	U	O3'-P	-11.38	1.47	1.61
35	BB	1467	A	N7-C5	-11.38	1.32	1.39
34	BA	1254	C	P-O5'	-11.38	1.48	1.59
35	BB	1342	C	O3'-P	-11.38	1.47	1.61
34	BA	358	A	N9-C4	-11.37	1.31	1.37
40	BG	48	U	P-O5'	-11.37	1.48	1.59
85	AA	1909	C	P-O5'	-11.37	1.48	1.59
85	AA	116	G	N9-C4	-11.37	1.28	1.38
34	BA	1147	C	O3'-P	-11.36	1.47	1.61
35	BB	414	C	P-O5'	-11.36	1.48	1.59
85	AA	2176	U	N1-C2	-11.36	1.28	1.38
35	BB	68	G	N9-C4	-11.35	1.28	1.38
85	AA	1127	G	C1'-N9	-11.35	1.30	1.46
85	AA	2136	C	P-O5'	-11.35	1.48	1.59
34	BA	1597	G	N9-C4	-11.35	1.28	1.38
38	BE	34	C	C2'-C1'	-11.35	1.40	1.53
85	AA	1281	G	N9-C4	-11.35	1.28	1.38
34	BA	113	G	C3'-C2'	-11.35	1.40	1.52
34	BA	356	C	O3'-P	-11.35	1.47	1.61
85	AA	4	C	O3'-P	-11.35	1.47	1.61
85	AA	25	C	P-O5'	-11.35	1.48	1.59
34	BA	1282	G	N9-C4	-11.34	1.28	1.38
35	BB	781	U	O3'-P	-11.34	1.47	1.61
36	BC	9	G	C2'-C1'	-11.34	1.40	1.53
36	BC	111	C	P-O5'	-11.34	1.48	1.59
85	AA	2227	A	P-O5'	-11.34	1.48	1.59
34	BA	1494	G	O3'-P	-11.34	1.47	1.61
34	BA	1650	G	O3'-P	-11.33	1.47	1.61
85	AA	2185	U	C2'-C1'	-11.33	1.40	1.53
34	BA	1071	G	O3'-P	-11.32	1.47	1.61
34	BA	262	A	N9-C4	-11.32	1.31	1.37
34	BA	1676	A	P-O5'	-11.32	1.48	1.59
34	BA	961	C	C2'-C1'	-11.32	1.41	1.53
34	BA	1325	G	O3'-P	-11.31	1.47	1.61
35	BB	46	U	P-O5'	-11.31	1.48	1.59

Continued on next page...

Continued from previous page...

Mol	Chain	Res	Type	Atoms	Z	Observed(Å)	Ideal(Å)
85	AA	164	G	P-O5'	-11.31	1.48	1.59
34	BA	1055	U	P-O5'	-11.31	1.48	1.59
35	BB	1147	G	P-O5'	-11.31	1.48	1.59
40	BG	46	G	P-O5'	-11.31	1.48	1.59
40	BG	176	G	P-O5'	-11.31	1.48	1.59
85	AA	2008	G	N3-C4	-11.31	1.27	1.35
36	BC	93	C	O3'-P	-11.31	1.47	1.61
85	AA	45	U	O3'-P	-11.31	1.47	1.61
85	AA	1486	G	C2'-C1'	-11.30	1.41	1.53
34	BA	592	G	C4'-C3'	11.30	1.65	1.53
34	BA	6	C	O3'-P	-11.29	1.47	1.61
34	BA	478	G	C2'-C1'	-11.30	1.41	1.53
36	BC	128	U	P-O5'	-11.30	1.48	1.59
36	BC	55	U	C2'-C1'	-11.29	1.41	1.53
35	BB	1466	A	N9-C4	-11.29	1.31	1.37
37	BD	65	G	P-O5'	-11.29	1.48	1.59
34	BA	432	A	N9-C4	-11.29	1.31	1.37
36	BC	20	C	P-O5'	-11.29	1.48	1.59
36	BC	100	U	O3'-P	-11.29	1.47	1.61
40	BG	162	A	P-O5'	-11.28	1.48	1.59
85	AA	663	C	O3'-P	-11.28	1.47	1.61
39	BF	62	U	O3'-P	-11.28	1.47	1.61
34	BA	13	U	P-O5'	-11.28	1.48	1.59
34	BA	59	A	O3'-P	-11.28	1.47	1.61
35	BB	654	C	O3'-P	-11.28	1.47	1.61
34	BA	1013	A	N9-C4	-11.27	1.31	1.37
35	BB	493	U	P-O5'	-11.27	1.48	1.59
34	BA	1739	G	N9-C4	-11.27	1.28	1.38
34	BA	1322	A	N9-C4	-11.26	1.31	1.37
35	BB	47	C	O3'-P	-11.26	1.47	1.61
36	BC	114	C	O3'-P	-11.26	1.47	1.61
39	BF	29	U	O3'-P	-11.26	1.47	1.61
36	BC	153	C	N1-C2	-11.26	1.28	1.40
85	AA	471	U	P-O5'	-11.26	1.48	1.59
34	BA	754	G	C2'-C1'	-11.26	1.41	1.53
85	AA	655	U	P-O5'	-11.26	1.48	1.59
34	BA	933	U	O3'-P	-11.25	1.47	1.61
38	BE	101	C	C3'-C2'	-11.25	1.40	1.52
35	BB	58	G	N9-C4	-11.25	1.28	1.38
35	BB	1484	A	P-O5'	-11.25	1.48	1.59
41	BH	102	C	O3'-P	-11.25	1.47	1.61
35	BB	1170	U	O3'-P	-11.25	1.47	1.61

Continued on next page...

Continued from previous page...

Mol	Chain	Res	Type	Atoms	Z	Observed(Å)	Ideal(Å)
85	AA	549	A	P-O5'	-11.25	1.48	1.59
35	BB	74	U	P-O5'	-11.25	1.48	1.59
37	BD	16	U	P-O5'	-11.25	1.48	1.59
85	AA	757	A	P-O5'	-11.25	1.48	1.59
34	BA	572	G	N9-C4	11.24	1.47	1.38
35	BB	54	U	O3'-P	-11.23	1.47	1.61
85	AA	393	C	C3'-C2'	-11.23	1.40	1.52
34	BA	1092	U	C2-N3	-11.23	1.29	1.37
35	BB	1356	G	C2-N2	-11.23	1.23	1.34
34	BA	1261	G	C2'-C1'	-11.23	1.41	1.53
35	BB	783	U	O3'-P	-11.23	1.47	1.61
37	BD	98	G	O3'-P	-11.23	1.47	1.61
85	AA	924	A	P-O5'	-11.23	1.48	1.59
35	BB	640	A	N9-C4	-11.22	1.31	1.37
85	AA	384	C	P-O5'	-11.22	1.48	1.59
85	AA	596	A	C2'-C1'	-11.22	1.41	1.53
85	AA	1687	U	C2-N3	-11.22	1.29	1.37
35	BB	1070	G	P-O5'	-11.22	1.48	1.59
34	BA	416	A	N9-C4	-11.22	1.31	1.37
85	AA	1228	A	P-O5'	-11.22	1.48	1.59
34	BA	475	A	N9-C4	-11.21	1.31	1.37
85	AA	551	C	P-O5'	-11.21	1.48	1.59
85	AA	1248	U	O3'-P	-11.21	1.47	1.61
34	BA	381	A	N9-C4	-11.21	1.31	1.37
35	BB	1370	G	N7-C5	-11.21	1.32	1.39
34	BA	936	A	N9-C4	-11.21	1.31	1.37
34	BA	1600	G	P-O5'	-11.21	1.48	1.59
34	BA	1010	C	O3'-P	-11.20	1.47	1.61
35	BB	1105	G	P-O5'	-11.20	1.48	1.59
34	BA	652	C	P-O5'	-11.20	1.48	1.59
34	BA	929	A	N9-C4	-11.20	1.31	1.37
34	BA	1460	U	P-O5'	-11.20	1.48	1.59
38	BE	65	U	P-O5'	-11.20	1.48	1.59
34	BA	741	A	C2'-C1'	-11.20	1.41	1.53
85	AA	158	C	P-O5'	-11.20	1.48	1.59
85	AA	485	A	P-O5'	-11.20	1.48	1.59
85	AA	1110	A	P-O5'	-11.20	1.48	1.59
85	AA	1529	A	N9-C4	-11.20	1.31	1.37
35	BB	368	C	P-O5'	-11.19	1.48	1.59
35	BB	1029	U	P-O5'	-11.19	1.48	1.59
85	AA	372	U	C2-N3	-11.19	1.29	1.37
35	BB	1229	A	C2'-C1'	-11.18	1.41	1.53

Continued on next page...

Continued from previous page...

Mol	Chain	Res	Type	Atoms	Z	Observed(Å)	Ideal(Å)
85	AA	702	G	N9-C8	-11.18	1.30	1.37
34	BA	310	C	P-O5'	-11.18	1.48	1.59
36	BC	163	A	P-O5'	-11.18	1.48	1.59
40	BG	106	G	N9-C4	-11.18	1.29	1.38
85	AA	79	G	P-O5'	-11.18	1.48	1.59
35	BB	475	A	N9-C4	-11.18	1.31	1.37
34	BA	96	G	N9-C4	-11.17	1.29	1.38
34	BA	1784	G	P-O5'	-11.17	1.48	1.59
35	BB	1456	G	O3'-P	-11.17	1.47	1.61
36	BC	44	A	O3'-P	-11.17	1.47	1.61
34	BA	593	G	C5'-C4'	11.16	1.64	1.51
35	BB	682	U	C2-N3	-11.16	1.29	1.37
35	BB	1204	C	O3'-P	-11.16	1.47	1.61
35	BB	1444	U	C2-N3	-11.16	1.29	1.37
35	BB	1444	U	P-O5'	-11.16	1.48	1.59
85	AA	496	C	P-O5'	-11.16	1.48	1.59
35	BB	50	A	O3'-P	-11.16	1.47	1.61
34	BA	71	G	O3'-P	-11.16	1.47	1.61
85	AA	2238	C	P-O5'	-11.16	1.48	1.59
36	BC	36	G	N9-C4	-11.15	1.29	1.38
85	AA	4	C	P-O5'	-11.15	1.48	1.59
85	AA	2229	G	C6-N1	-11.15	1.31	1.39
35	BB	795	A	O3'-P	-11.15	1.47	1.61
85	AA	1700	C	P-O5'	-11.15	1.48	1.59
85	AA	2139	G	N9-C4	-11.15	1.29	1.38
34	BA	75	U	C2-N3	-11.14	1.29	1.37
85	AA	603	C	P-O5'	-11.14	1.48	1.59
85	AA	1448	A	P-O5'	-11.14	1.48	1.59
37	BD	87	G	P-O5'	-11.14	1.48	1.59
34	BA	145	U	P-O5'	-11.14	1.48	1.59
34	BA	305	C	P-O5'	-11.14	1.48	1.59
34	BA	1555	G	P-O5'	-11.14	1.48	1.59
38	BE	38	C	P-O5'	-11.13	1.48	1.59
34	BA	428	C	P-O5'	-11.13	1.48	1.59
35	BB	374	A	C2'-C1'	-11.13	1.41	1.53
35	BB	416	U	O3'-P	-11.13	1.47	1.61
37	BD	69	U	P-O5'	-11.13	1.48	1.59
35	BB	1287	U	P-O5'	-11.13	1.48	1.59
34	BA	919	A	N9-C4	-11.12	1.31	1.37
34	BA	902	C	O3'-P	-11.12	1.47	1.61
34	BA	409	A	P-O5'	-11.12	1.48	1.59
36	BC	18	G	C2'-C1'	-11.12	1.41	1.53

Continued on next page...

Continued from previous page...

Mol	Chain	Res	Type	Atoms	Z	Observed(Å)	Ideal(Å)
36	BC	120	G	C6-N1	-11.12	1.31	1.39
85	AA	381	A	C1'-N9	-11.12	1.31	1.46
85	AA	1225	C	O3'-P	-11.12	1.47	1.61
34	BA	498	A	O3'-P	-11.12	1.47	1.61
85	AA	613	G	P-O5'	-11.11	1.48	1.59
36	BC	105	C	P-O5'	-11.11	1.48	1.59
40	BG	17	A	C4'-C3'	-11.11	1.41	1.53
85	AA	696	G	O3'-P	-11.11	1.47	1.61
38	BE	2	G	O3'-P	-11.11	1.47	1.61
85	AA	756	G	O3'-P	-11.11	1.47	1.61
35	BB	1508	G	C2'-C1'	-11.11	1.41	1.53
85	AA	2146	G	C2-N2	-11.11	1.23	1.34
85	AA	1526	G	P-O5'	-11.11	1.48	1.59
85	AA	1289	U	P-O5'	-11.10	1.48	1.59
34	BA	900	A	C2'-C1'	-11.10	1.41	1.53
35	BB	1424	G	O3'-P	-11.10	1.47	1.61
85	AA	1152	U	P-O5'	-11.10	1.48	1.59
85	AA	1263	G	C6-N1	-11.10	1.31	1.39
85	AA	1442	U	C2-N3	-11.10	1.29	1.37
34	BA	244	A	P-O5'	-11.10	1.48	1.59
34	BA	812	A	P-O5'	-11.10	1.48	1.59
41	BH	29	G	N9-C4	-11.10	1.29	1.38
35	BB	1274	G	N7-C5	-11.09	1.32	1.39
85	AA	185	A	P-O5'	-11.09	1.48	1.59
34	BA	1406	U	P-O5'	-11.09	1.48	1.59
35	BB	827	U	P-O5'	-11.09	1.48	1.59
36	BC	7	U	N1-C2	-11.09	1.28	1.38
85	AA	10	G	O3'-P	-11.08	1.47	1.61
85	AA	105	A	N9-C4	-11.08	1.31	1.37
85	AA	442	G	C5-C4	-11.08	1.30	1.38
85	AA	2139	G	P-O5'	-11.08	1.48	1.59
34	BA	96	G	O3'-P	-11.08	1.47	1.61
34	BA	761	U	C1'-N1	-11.07	1.31	1.46
35	BB	584	A	C1'-N9	-11.07	1.31	1.46
34	BA	1659	G	P-O5'	-11.07	1.48	1.59
85	AA	1189	A	N9-C4	-11.07	1.31	1.37
34	BA	36	A	P-O5'	-11.07	1.48	1.59
34	BA	1194	G	C3'-C2'	-11.07	1.40	1.52
34	BA	324	C	C4'-C3'	-11.07	1.41	1.53
34	BA	758	G	N9-C4	-11.06	1.29	1.38
34	BA	1779	U	P-O5'	-11.06	1.48	1.59
35	BB	1492	C	P-O5'	-11.06	1.48	1.59

Continued on next page...

Continued from previous page...

Mol	Chain	Res	Type	Atoms	Z	Observed(Å)	Ideal(Å)
85	AA	2236	U	C2'-C1'	-11.06	1.41	1.53
34	BA	1726	U	O3'-P	-11.06	1.47	1.61
34	BA	1800	G	N9-C4	-11.06	1.29	1.38
34	BA	1665	G	P-O5'	-11.06	1.48	1.59
34	BA	927	A	P-O5'	-11.06	1.48	1.59
35	BB	87	G	O3'-P	-11.06	1.47	1.61
35	BB	1309	A	N9-C4	-11.06	1.31	1.37
85	AA	1493	A	N9-C4	-11.06	1.31	1.37
34	BA	1098	G	P-O5'	-11.05	1.48	1.59
35	BB	1447	U	O3'-P	-11.05	1.47	1.61
40	BG	37	G	P-O5'	-11.05	1.48	1.59
85	AA	1223	A	N9-C4	-11.05	1.31	1.37
34	BA	531	C	C2'-C1'	-11.05	1.41	1.53
34	BA	12	G	C2-N2	-11.05	1.23	1.34
35	BB	25	A	P-O5'	-11.04	1.48	1.59
85	AA	543	A	N9-C4	-11.04	1.31	1.37
34	BA	1613	G	P-O5'	-11.04	1.48	1.59
35	BB	576	A	C2'-C1'	-11.04	1.41	1.53
35	BB	642	G	O3'-P	-11.04	1.48	1.61
38	BE	96	G	C2-N2	-11.04	1.23	1.34
38	BE	141	A	O3'-P	-11.04	1.47	1.61
34	BA	14	G	N9-C4	-11.04	1.29	1.38
34	BA	1266	A	N9-C4	-11.04	1.31	1.37
85	AA	433	U	P-O5'	-11.04	1.48	1.59
34	BA	248	G	C2'-C1'	-11.04	1.41	1.53
34	BA	262	A	P-O5'	-11.04	1.48	1.59
34	BA	774	A	P-O5'	-11.04	1.48	1.59
34	BA	851	C	P-O5'	-11.04	1.48	1.59
35	BB	502	C	P-O5'	-11.04	1.48	1.59
34	BA	999	G	P-O5'	-11.04	1.48	1.59
34	BA	741	A	C1'-N9	-11.04	1.31	1.46
34	BA	955	G	P-O5'	-11.03	1.48	1.59
34	BA	1736	A	N7-C5	-11.03	1.32	1.39
36	BC	5	U	P-O5'	-11.03	1.48	1.59
85	AA	1119	A	O3'-P	-11.03	1.48	1.61
85	AA	1515	A	C1'-N9	-11.03	1.31	1.46
34	BA	390	A	N9-C4	-11.03	1.31	1.37
34	BA	1224	A	C4'-O4'	-11.03	1.31	1.45
35	BB	429	C	P-O5'	-11.03	1.48	1.59
85	AA	50	C	P-O5'	-11.03	1.48	1.59
85	AA	1136	A	C1'-N9	-11.03	1.31	1.46
35	BB	1145	G	N9-C4	-11.02	1.29	1.38

Continued on next page...

Continued from previous page...

Mol	Chain	Res	Type	Atoms	Z	Observed(Å)	Ideal(Å)
35	BB	1199	A	P-O5'	-11.02	1.48	1.59
34	BA	79	C	O3'-P	-11.02	1.48	1.61
34	BA	406	G	P-O5'	-11.02	1.48	1.59
85	AA	383	C	C2'-C1'	-11.02	1.41	1.53
85	AA	681	G	N9-C8	-11.02	1.30	1.37
85	AA	815	G	N9-C4	11.02	1.46	1.38
34	BA	1673	G	C6-N1	-11.02	1.31	1.39
35	BB	1131	C	O3'-P	-11.02	1.48	1.61
35	BB	1371	G	O3'-P	-11.02	1.48	1.61
35	BB	1377	A	N9-C4	-11.02	1.31	1.37
34	BA	1845	G	C2-N3	-11.01	1.24	1.32
35	BB	1114	A	N9-C4	-11.01	1.31	1.37
85	AA	449	G	C2'-C1'	-11.01	1.41	1.53
34	BA	65	A	N7-C5	-11.01	1.32	1.39
35	BB	481	A	O3'-P	-11.01	1.48	1.61
34	BA	174	A	O3'-P	-11.01	1.48	1.61
34	BA	1052	G	O3'-P	-11.01	1.48	1.61
35	BB	569	G	C6-N1	-11.00	1.31	1.39
35	BB	6	A	P-O5'	-11.00	1.48	1.59
37	BD	75	G	P-O5'	-11.00	1.48	1.59
34	BA	445	C	C2'-C1'	-11.00	1.41	1.53
35	BB	1185	G	C1'-N9	-11.00	1.31	1.46
85	AA	1115	G	P-O5'	-11.00	1.48	1.59
34	BA	844	U	O3'-P	-11.00	1.48	1.61
35	BB	380	G	P-O5'	-11.00	1.48	1.59
85	AA	2195	A	O3'-P	-11.00	1.48	1.61
85	AA	2153	G	P-O5'	-10.99	1.48	1.59
85	AA	1895	C	P-O5'	-10.99	1.48	1.59
38	BE	172	U	O3'-P	-10.99	1.48	1.61
85	AA	464	A	N9-C4	-10.99	1.31	1.37
34	BA	1549	U	O3'-P	-10.99	1.48	1.61
40	BG	181	C	O3'-P	-10.99	1.48	1.61
34	BA	42	A	P-O5'	-10.98	1.48	1.59
34	BA	482	C	P-O5'	-10.98	1.48	1.59
34	BA	10	G	O3'-P	-10.98	1.48	1.61
35	BB	970	C	C2'-C1'	-10.98	1.41	1.53
34	BA	49	A	C1'-N9	-10.98	1.31	1.46
34	BA	924	U	P-O5'	-10.98	1.48	1.59
37	BD	48	G	C8-N7	-10.98	1.24	1.30
34	BA	301	U	O3'-P	-10.98	1.48	1.61
85	AA	1107	A	O3'-P	-10.98	1.48	1.61
35	BB	93	A	C2'-C1'	-10.97	1.41	1.53

Continued on next page...

Continued from previous page...

Mol	Chain	Res	Type	Atoms	Z	Observed(Å)	Ideal(Å)
36	BC	167	U	O3'-P	-10.97	1.48	1.61
85	AA	1879	U	O3'-P	-10.97	1.48	1.61
85	AA	2062	U	O3'-P	-10.97	1.48	1.61
85	AA	2146	G	C2'-C1'	-10.97	1.41	1.53
34	BA	593	G	O3'-P	-10.97	1.48	1.61
35	BB	130	G	O3'-P	-10.97	1.48	1.61
36	BC	127	C	P-O5'	-10.97	1.48	1.59
38	BE	5	A	O3'-P	-10.97	1.48	1.61
38	BE	28	C	O3'-P	-10.97	1.48	1.61
35	BB	1171	U	O3'-P	-10.97	1.48	1.61
37	BD	92	G	P-O5'	-10.97	1.48	1.59
40	BG	122	G	O3'-P	-10.97	1.48	1.61
40	BG	176	G	O3'-P	-10.97	1.48	1.61
34	BA	383	G	C3'-C2'	-10.96	1.40	1.52
35	BB	1540	U	C2'-C1'	-10.96	1.41	1.53
34	BA	460	G	O3'-P	-10.96	1.48	1.61
35	BB	1016	C	C2'-C1'	-10.96	1.41	1.53
85	AA	362	G	C1'-N9	-10.96	1.31	1.46
35	BB	1167	C	O3'-P	-10.96	1.48	1.61
34	BA	1461	A	N9-C4	-10.96	1.31	1.37
35	BB	1089	A	N9-C4	-10.96	1.31	1.37
35	BB	1479	C	P-O5'	-10.96	1.48	1.59
85	AA	1288	A	N3-C4	-10.96	1.28	1.34
34	BA	143	A	P-O5'	-10.95	1.48	1.59
34	BA	1591	G	C5-C4	-10.95	1.30	1.38
35	BB	1378	U	P-O5'	-10.95	1.48	1.59
34	BA	1033	G	N9-C4	-10.95	1.29	1.38
34	BA	1493	U	C5'-C4'	10.95	1.64	1.51
34	BA	95	C	C3'-C2'	-10.95	1.40	1.52
34	BA	243	C	P-O5'	-10.95	1.48	1.59
35	BB	39	C	O3'-P	-10.95	1.48	1.61
40	BG	130	G	C1'-N9	-10.95	1.31	1.46
85	AA	1493	A	C2'-C1'	-10.95	1.41	1.53
34	BA	681	G	N9-C4	-10.94	1.29	1.38
35	BB	1051	U	C2-N3	-10.94	1.30	1.37
85	AA	1196	C	P-O5'	-10.94	1.48	1.59
85	AA	1457	C	C2'-C1'	-10.94	1.41	1.53
34	BA	997	U	C2-N3	-10.94	1.30	1.37
85	AA	1598	A	O3'-P	-10.94	1.48	1.61
34	BA	1614	G	C8-N7	-10.93	1.24	1.30
85	AA	160	A	C2'-C1'	-10.93	1.41	1.53
85	AA	2022	A	N7-C5	-10.93	1.32	1.39

Continued on next page...

Continued from previous page...

Mol	Chain	Res	Type	Atoms	Z	Observed(Å)	Ideal(Å)
36	BC	8	C	N1-C2	-10.93	1.29	1.40
85	AA	1548	A	O3'-P	-10.93	1.48	1.61
34	BA	1612	C	O3'-P	-10.93	1.48	1.61
34	BA	1796	A	O3'-P	-10.93	1.48	1.61
85	AA	1913	G	P-O5'	-10.93	1.48	1.59
40	BG	148	C	P-O5'	-10.93	1.48	1.59
85	AA	790	A	C2'-C1'	-10.93	1.41	1.53
85	AA	1209	U	O3'-P	-10.93	1.48	1.61
35	BB	538	A	P-O5'	-10.92	1.48	1.59
34	BA	793	A	N7-C5	-10.92	1.32	1.39
35	BB	1057	G	P-O5'	-10.92	1.48	1.59
35	BB	1419	G	P-O5'	-10.92	1.48	1.59
34	BA	1252	G	O3'-P	-10.91	1.48	1.61
85	AA	364	C	C2'-C1'	-10.91	1.41	1.53
85	AA	498	C	O3'-P	-10.91	1.48	1.61
34	BA	1410	C	P-O5'	-10.91	1.48	1.59
85	AA	890	U	N1-C2	-10.91	1.28	1.38
35	BB	1350	A	O3'-P	-10.91	1.48	1.61
36	BC	102	G	O3'-P	-10.91	1.48	1.61
85	AA	454	G	O3'-P	-10.90	1.48	1.61
34	BA	911	G	C6-N1	-10.90	1.31	1.39
34	BA	788	C	O3'-P	-10.90	1.48	1.61
35	BB	630	A	O3'-P	-10.90	1.48	1.61
35	BB	1038	G	O3'-P	-10.90	1.48	1.61
85	AA	1115	G	C2'-C1'	-10.90	1.41	1.53
35	BB	1089	A	C1'-N9	-10.90	1.31	1.46
36	BC	97	U	O3'-P	-10.90	1.48	1.61
85	AA	2167	A	P-O5'	-10.90	1.48	1.59
34	BA	297	A	N9-C4	-10.90	1.31	1.37
85	AA	370	A	O3'-P	-10.90	1.48	1.61
85	AA	1266	C	P-O5'	-10.89	1.48	1.59
34	BA	1143	U	O3'-P	-10.89	1.48	1.61
35	BB	1310	C	O3'-P	-10.89	1.48	1.61
85	AA	2132	A	C2'-C1'	-10.89	1.41	1.53
34	BA	1018	U	O3'-P	-10.88	1.48	1.61
34	BA	1269	C	O3'-P	-10.88	1.48	1.61
35	BB	1045	G	C1'-N9	-10.88	1.31	1.46
36	BC	9	G	C1'-N9	-10.89	1.31	1.46
85	AA	1287	C	O3'-P	-10.88	1.48	1.61
34	BA	1518	A	N7-C5	-10.88	1.32	1.39
34	BA	1792	U	P-O5'	-10.88	1.48	1.59
85	AA	2030	U	P-O5'	-10.88	1.48	1.59

Continued on next page...

Continued from previous page...

Mol	Chain	Res	Type	Atoms	Z	Observed(Å)	Ideal(Å)
35	BB	1240	A	O3'-P	-10.88	1.48	1.61
34	BA	417	A	O3'-P	-10.88	1.48	1.61
35	BB	1323	U	P-O5'	-10.88	1.48	1.59
34	BA	406	G	N9-C4	-10.88	1.29	1.38
34	BA	440	A	N9-C4	-10.88	1.31	1.37
35	BB	1286	G	O3'-P	-10.88	1.48	1.61
36	BC	95	A	C2'-C1'	-10.87	1.41	1.53
35	BB	1466	A	N9-C8	-10.87	1.29	1.37
35	BB	1121	A	N9-C4	-10.87	1.31	1.37
35	BB	1134	G	N9-C4	-10.87	1.29	1.38
85	AA	2085	C	P-O5'	-10.87	1.48	1.59
34	BA	34	U	O3'-P	-10.86	1.48	1.61
34	BA	927	A	C1'-N9	-10.87	1.31	1.46
34	BA	478	G	C6-N1	-10.86	1.31	1.39
34	BA	775	C	P-O5'	-10.86	1.48	1.59
34	BA	900	A	C1'-N9	-10.86	1.31	1.46
35	BB	413	A	O3'-P	-10.86	1.48	1.61
35	BB	620	G	C2'-C1'	-10.86	1.41	1.53
34	BA	420	A	O3'-P	-10.86	1.48	1.61
34	BA	1324	G	P-O5'	-10.86	1.48	1.59
40	BG	147	U	P-O5'	-10.86	1.48	1.59
34	BA	1156	U	C2-N3	-10.86	1.30	1.37
35	BB	391	G	C6-N1	-10.86	1.31	1.39
35	BB	638	G	N9-C4	-10.86	1.29	1.38
85	AA	1490	A	N9-C4	-10.86	1.31	1.37
34	BA	1845	G	O3'-P	-10.86	1.48	1.61
34	BA	128	C	O3'-P	-10.85	1.48	1.61
34	BA	383	G	O3'-P	-10.85	1.48	1.61
35	BB	1135	U	O3'-P	-10.85	1.48	1.61
35	BB	1334	C	C3'-C2'	-10.85	1.40	1.52
85	AA	859	G	P-O5'	-10.85	1.48	1.59
85	AA	1098	C	O3'-P	-10.85	1.48	1.61
34	BA	218	G	P-O5'	-10.85	1.49	1.59
38	BE	59	U	C2-N3	-10.85	1.30	1.37
35	BB	873	C	P-O5'	-10.85	1.49	1.59
85	AA	315	U	O3'-P	-10.85	1.48	1.61
85	AA	863	C	P-O5'	-10.85	1.49	1.59
34	BA	1641	G	P-O5'	-10.84	1.49	1.59
35	BB	471	U	P-O5'	-10.84	1.49	1.59
34	BA	1274	A	N9-C4	-10.84	1.31	1.37
35	BB	971	A	C2'-C1'	-10.84	1.41	1.53
85	AA	48	G	C6-N1	-10.84	1.31	1.39

Continued on next page...

Continued from previous page...

Mol	Chain	Res	Type	Atoms	Z	Observed(Å)	Ideal(Å)
34	BA	502	U	P-O5'	-10.84	1.49	1.59
34	BA	1163	G	C6-N1	-10.84	1.31	1.39
85	AA	624	A	N9-C4	-10.83	1.31	1.37
34	BA	876	C	O3'-P	-10.83	1.48	1.61
35	BB	85	A	O3'-P	-10.83	1.48	1.61
85	AA	523	U	P-O5'	-10.83	1.49	1.59
35	BB	119	G	O3'-P	-10.83	1.48	1.61
85	AA	595	A	N9-C4	-10.83	1.31	1.37
34	BA	538	G	C2'-C1'	-10.82	1.41	1.53
36	BC	110	A	O3'-P	-10.82	1.48	1.61
85	AA	369	A	P-O5'	-10.82	1.49	1.59
34	BA	1007	G	N9-C4	-10.82	1.29	1.38
34	BA	517	A	O3'-P	-10.81	1.48	1.61
35	BB	830	G	C2'-C1'	-10.81	1.41	1.53
85	AA	1259	U	P-O5'	-10.81	1.49	1.59
85	AA	365	G	C1'-N9	-10.81	1.31	1.46
85	AA	707	U	C4'-C3'	-10.81	1.41	1.53
35	BB	1122	C	P-O5'	-10.80	1.49	1.59
34	BA	1284	G	N1-C2	-10.80	1.29	1.37
34	BA	899	G	P-O5'	-10.80	1.49	1.59
34	BA	1671	A	C2'-C1'	-10.80	1.41	1.53
85	AA	1878	C	P-O5'	-10.80	1.49	1.59
34	BA	19	G	P-O5'	-10.80	1.49	1.59
35	BB	978	C	P-O5'	-10.80	1.49	1.59
34	BA	366	G	P-O5'	-10.79	1.49	1.59
34	BA	1602	A	N9-C4	-10.79	1.31	1.37
34	BA	1680	G	C6-N1	-10.79	1.31	1.39
34	BA	1730	A	C5'-C4'	10.79	1.64	1.51
37	BD	37	G	P-O5'	-10.79	1.49	1.59
85	AA	2138	G	C2'-C1'	-10.79	1.41	1.53
35	BB	561	C	P-O5'	-10.79	1.49	1.59
34	BA	1662	U	N3-C4	-10.79	1.28	1.38
35	BB	994	A	P-O5'	-10.79	1.49	1.59
39	BF	16	C	C5'-C4'	10.79	1.64	1.51
34	BA	1336	U	P-O5'	-10.78	1.49	1.59
85	AA	2146	G	N9-C8	-10.78	1.30	1.37
34	BA	1680	G	O3'-P	-10.78	1.48	1.61
35	BB	464	C	O3'-P	-10.78	1.48	1.61
36	BC	52	A	P-O5'	-10.78	1.49	1.59
34	BA	1220	C	O3'-P	-10.78	1.48	1.61
34	BA	1588	U	P-O5'	-10.78	1.49	1.59
40	BG	38	A	O3'-P	-10.77	1.48	1.61

Continued on next page...

Continued from previous page...

Mol	Chain	Res	Type	Atoms	Z	Observed(Å)	Ideal(Å)
85	AA	758	C	P-O5'	-10.77	1.49	1.59
85	AA	966	G	P-O5'	-10.77	1.49	1.59
34	BA	596	G	N7-C5	-10.77	1.32	1.39
85	AA	447	C	O3'-P	-10.77	1.48	1.61
34	BA	95	C	O3'-P	-10.76	1.48	1.61
34	BA	1039	G	C3'-C2'	-10.76	1.41	1.52
34	BA	490	A	N9-C4	-10.76	1.31	1.37
35	BB	1403	G	O3'-P	-10.76	1.48	1.61
35	BB	1455	A	N7-C5	-10.76	1.32	1.39
34	BA	895	U	C4'-C3'	-10.76	1.41	1.53
85	AA	1198	U	O3'-P	-10.76	1.48	1.61
34	BA	1062	G	C6-N1	-10.76	1.32	1.39
34	BA	1809	G	C1'-N9	-10.76	1.31	1.46
85	AA	676	U	P-O5'	-10.76	1.49	1.59
34	BA	707	C	O3'-P	-10.75	1.48	1.61
34	BA	1001	G	O3'-P	-10.75	1.48	1.61
35	BB	1036	G	P-O5'	-10.75	1.49	1.59
85	AA	802	A	N9-C4	-10.75	1.31	1.37
38	BE	121	G	C2'-C1'	-10.75	1.41	1.53
41	BH	63	G	N7-C5	-10.75	1.32	1.39
85	AA	819	G	N7-C5	-10.75	1.32	1.39
34	BA	756	A	P-O5'	-10.75	1.49	1.59
34	BA	962	U	C2'-C1'	-10.75	1.41	1.53
35	BB	379	U	P-O5'	-10.75	1.49	1.59
35	BB	418	G	P-O5'	-10.75	1.49	1.59
35	BB	1123	A	N9-C4	-10.75	1.31	1.37
34	BA	876	C	C2'-C1'	-10.74	1.41	1.53
35	BB	1235	A	O3'-P	-10.74	1.48	1.61
40	BG	15	G	C2'-C1'	-10.74	1.41	1.53
40	BG	139	U	N3-C4	-10.74	1.28	1.38
35	BB	18	A	O3'-P	-10.74	1.48	1.61
35	BB	38	C	P-O5'	-10.74	1.49	1.59
85	AA	1828	C	P-O5'	-10.74	1.49	1.59
35	BB	650	A	P-O5'	-10.74	1.49	1.59
34	BA	962	U	O3'-P	-10.74	1.48	1.61
85	AA	687	G	C5-C4	-10.74	1.30	1.38
85	AA	1480	C	O3'-P	-10.74	1.48	1.61
85	AA	2191	C	P-O5'	-10.74	1.49	1.59
34	BA	619	U	P-O5'	-10.73	1.49	1.59
34	BA	1087	A	N9-C4	-10.73	1.31	1.37
85	AA	2210	C	P-O5'	-10.73	1.49	1.59
85	AA	1247	A	N9-C4	-10.73	1.31	1.37

Continued on next page...

Continued from previous page...

Mol	Chain	Res	Type	Atoms	Z	Observed(Å)	Ideal(Å)
34	BA	1527	G	O3'-P	-10.73	1.48	1.61
39	BF	51	C	P-O5'	-10.73	1.49	1.59
85	AA	702	G	C6-N1	-10.73	1.32	1.39
34	BA	1282	G	P-O5'	-10.72	1.49	1.59
85	AA	700	U	O3'-P	-10.72	1.48	1.61
85	AA	1923	A	N7-C5	-10.72	1.32	1.39
35	BB	634	A	N9-C4	-10.72	1.31	1.37
85	AA	456	A	C2'-C1'	-10.72	1.41	1.53
85	AA	1116	G	O3'-P	-10.72	1.48	1.61
34	BA	1094	U	P-O5'	-10.72	1.49	1.59
34	BA	856	G	P-O5'	-10.72	1.49	1.59
36	BC	38	U	O3'-P	-10.72	1.48	1.61
85	AA	1112	G	N7-C5	-10.72	1.32	1.39
34	BA	327	G	C2'-C1'	-10.72	1.41	1.53
85	AA	2038	C	P-O5'	-10.72	1.49	1.59
34	BA	1835	A	P-O5'	-10.71	1.49	1.59
35	BB	1194	A	C2'-C1'	-10.71	1.41	1.53
34	BA	224	G	O3'-P	-10.71	1.48	1.61
35	BB	825	U	C2'-C1'	-10.71	1.41	1.53
85	AA	667	A	N9-C4	-10.71	1.31	1.37
85	AA	2182	A	N7-C5	-10.71	1.32	1.39
35	BB	1424	G	N9-C4	-10.71	1.29	1.38
85	AA	526	G	P-O5'	-10.71	1.49	1.59
40	BG	166	C	P-O5'	-10.71	1.49	1.59
38	BE	118	C	O3'-P	-10.71	1.48	1.61
40	BG	54	G	P-O5'	-10.71	1.49	1.59
34	BA	895	U	O3'-P	-10.70	1.48	1.61
85	AA	1282	A	O3'-P	-10.70	1.48	1.61
34	BA	1504	A	P-O5'	-10.70	1.49	1.59
85	AA	1096	G	P-O5'	-10.70	1.49	1.59
85	AA	21	U	O3'-P	-10.70	1.48	1.61
85	AA	2083	G	O3'-P	-10.70	1.48	1.61
34	BA	999	G	O3'-P	-10.69	1.48	1.61
34	BA	1642	A	P-O5'	-10.69	1.49	1.59
85	AA	1644	G	N7-C5	-10.69	1.32	1.39
34	BA	886	G	O3'-P	-10.69	1.48	1.61
34	BA	910	U	O3'-P	-10.69	1.48	1.61
34	BA	934	G	O3'-P	-10.69	1.48	1.61
34	BA	321	G	N9-C8	-10.68	1.30	1.37
34	BA	341	U	C2-N3	-10.68	1.30	1.37
34	BA	384	U	P-O5'	-10.68	1.49	1.59
35	BB	837	A	N9-C4	-10.68	1.31	1.37

Continued on next page...

Continued from previous page...

Mol	Chain	Res	Type	Atoms	Z	Observed(Å)	Ideal(Å)
35	BB	1369	A	O3'-P	-10.68	1.48	1.61
85	AA	1291	A	N9-C4	-10.68	1.31	1.37
34	BA	1839	G	P-O5'	-10.67	1.49	1.59
35	BB	1045	G	C2'-C1'	-10.67	1.41	1.53
37	BD	36	C	C2'-C1'	-10.67	1.41	1.53
85	AA	2189	U	C2'-C1'	-10.67	1.41	1.53
34	BA	513	U	N3-C4	-10.67	1.28	1.38
34	BA	735	A	N9-C4	-10.67	1.31	1.37
85	AA	1255	C	P-O5'	-10.67	1.49	1.59
35	BB	2	C	P-O5'	-10.67	1.49	1.59
34	BA	722	A	N9-C4	-10.66	1.31	1.37
34	BA	972	C	O3'-P	-10.66	1.48	1.61
34	BA	1631	U	C5'-C4'	10.66	1.64	1.51
35	BB	441	G	O3'-P	-10.66	1.48	1.61
35	BB	606	C	O3'-P	-10.66	1.48	1.61
35	BB	1220	A	P-O5'	-10.66	1.49	1.59
37	BD	75	G	C2-N3	-10.66	1.24	1.32
40	BG	11	G	P-O5'	-10.66	1.49	1.59
34	BA	720	A	N7-C5	-10.66	1.32	1.39
85	AA	864	C	C2'-C1'	-10.66	1.41	1.53
34	BA	803	U	P-O5'	-10.66	1.49	1.59
35	BB	556	U	C2-N3	-10.66	1.30	1.37
38	BE	175	U	O3'-P	-10.66	1.48	1.61
40	BG	32	U	C2-N3	-10.66	1.30	1.37
34	BA	291	C	P-O5'	-10.65	1.49	1.59
34	BA	1211	G	N3-C4	-10.65	1.27	1.35
85	AA	57	G	P-O5'	-10.65	1.49	1.59
34	BA	1286	C	C2-N3	-10.65	1.27	1.35
35	BB	372	U	C2-N3	-10.65	1.30	1.37
41	BH	30	C	P-O5'	-10.65	1.49	1.59
34	BA	743	A	P-O5'	-10.65	1.49	1.59
35	BB	120	C	O3'-P	-10.65	1.48	1.61
34	BA	1143	U	C2-N3	-10.65	1.30	1.37
35	BB	69	A	N9-C4	-10.65	1.31	1.37
38	BE	141	A	C4'-C3'	-10.65	1.41	1.53
85	AA	471	U	O3'-P	-10.65	1.48	1.61
85	AA	47	A	O3'-P	-10.65	1.48	1.61
34	BA	1485	U	C2-N3	-10.64	1.30	1.37
35	BB	110	U	P-O5'	-10.64	1.49	1.59
34	BA	997	U	O3'-P	-10.64	1.48	1.61
85	AA	902	A	O4'-C1'	-10.64	1.27	1.41
85	AA	1466	U	N1-C2	-10.64	1.28	1.38

Continued on next page...

Continued from previous page...

Mol	Chain	Res	Type	Atoms	Z	Observed(Å)	Ideal(Å)
34	BA	58	A	N9-C4	-10.64	1.31	1.37
85	AA	1146	C	P-O5'	-10.64	1.49	1.59
34	BA	1832	A	O3'-P	-10.64	1.48	1.61
35	BB	426	A	P-O5'	-10.64	1.49	1.59
40	BG	41	U	P-O5'	-10.64	1.49	1.59
85	AA	341	C	P-O5'	-10.64	1.49	1.59
34	BA	437	G	O3'-P	-10.64	1.48	1.61
34	BA	718	U	C2'-C1'	-10.63	1.41	1.53
85	AA	1911	A	O3'-P	-10.64	1.48	1.61
34	BA	1541	G	N9-C4	-10.63	1.29	1.38
34	BA	1617	U	C2-N3	-10.63	1.30	1.37
34	BA	1708	A	C3'-C2'	-10.63	1.41	1.52
35	BB	1307	C	O3'-P	-10.63	1.48	1.61
34	BA	1724	G	C2'-C1'	-10.63	1.41	1.53
35	BB	1117	G	C3'-C2'	-10.63	1.41	1.52
35	BB	119	G	C3'-C2'	-10.62	1.41	1.52
36	BC	113	G	N9-C4	-10.62	1.29	1.38
85	AA	1655	G	C2'-C1'	-10.62	1.41	1.53
85	AA	2139	G	O3'-P	-10.62	1.48	1.61
34	BA	1587	C	O3'-P	-10.62	1.48	1.61
35	BB	5	A	N9-C4	-10.62	1.31	1.37
36	BC	119	G	N9-C4	-10.61	1.29	1.38
85	AA	1283	C	P-O5'	-10.61	1.49	1.59
34	BA	253	U	C2-N3	-10.61	1.30	1.37
35	BB	28	G	P-O5'	-10.61	1.49	1.59
85	AA	2119	C	C3'-C2'	-10.61	1.41	1.52
35	BB	1462	G	C6-N1	-10.61	1.32	1.39
39	BF	25	G	O3'-P	-10.61	1.48	1.61
85	AA	1489	G	O3'-P	-10.61	1.48	1.61
34	BA	276	C	C2'-C1'	-10.61	1.41	1.53
34	BA	1502	G	C2'-C1'	-10.61	1.41	1.53
34	BA	926	A	C1'-N9	-10.60	1.32	1.46
34	BA	1272	U	O3'-P	-10.60	1.48	1.61
34	BA	798	G	N7-C5	-10.60	1.32	1.39
85	AA	352	G	C1'-N9	-10.60	1.32	1.46
85	AA	1123	C	P-O5'	-10.60	1.49	1.59
85	AA	1867	G	O3'-P	-10.60	1.48	1.61
35	BB	1331	U	O3'-P	-10.60	1.48	1.61
40	BG	165	C	P-O5'	-10.60	1.49	1.59
34	BA	1407	C	P-O5'	-10.59	1.49	1.59
85	AA	1819	U	P-O5'	-10.59	1.49	1.59
34	BA	370	U	P-O5'	-10.59	1.49	1.59

Continued on next page...

Continued from previous page...

Mol	Chain	Res	Type	Atoms	Z	Observed(Å)	Ideal(Å)
34	BA	715	U	C2-N3	-10.59	1.30	1.37
35	BB	391	G	P-O5'	-10.59	1.49	1.59
35	BB	1370	G	P-O5'	-10.59	1.49	1.59
34	BA	190	U	P-O5'	-10.59	1.49	1.59
38	BE	192	A	P-O5'	-10.59	1.49	1.59
85	AA	273	C	P-O5'	-10.59	1.49	1.59
85	AA	1223	A	P-O5'	-10.59	1.49	1.59
34	BA	1270	G	O3'-P	-10.58	1.48	1.61
40	BG	139	U	C2-N3	-10.58	1.30	1.37
85	AA	689	U	P-O5'	-10.58	1.49	1.59
34	BA	191	G	O3'-P	-10.58	1.48	1.61
34	BA	930	A	P-O5'	-10.58	1.49	1.59
35	BB	135	C	C3'-C2'	-10.58	1.41	1.52
35	BB	491	A	O3'-P	-10.58	1.48	1.61
34	BA	1711	G	N9-C4	-10.58	1.29	1.38
34	BA	1069	U	C2'-C1'	-10.57	1.41	1.53
34	BA	1696	G	N9-C8	-10.57	1.30	1.37
41	BH	41	A	C1'-N9	-10.57	1.32	1.46
85	AA	1703	A	N9-C4	-10.57	1.31	1.37
34	BA	1175	G	C6-N1	-10.57	1.32	1.39
35	BB	1075	A	C2'-C1'	-10.57	1.41	1.53
34	BA	1173	C	P-O5'	-10.57	1.49	1.59
35	BB	1453	G	C2'-C1'	-10.57	1.41	1.53
85	AA	618	A	N9-C4	-10.57	1.31	1.37
34	BA	27	G	C6-N1	-10.57	1.32	1.39
34	BA	1540	C	C2-N3	10.57	1.44	1.35
35	BB	1033	U	C2-N3	-10.57	1.30	1.37
35	BB	1353	G	P-O5'	-10.57	1.49	1.59
85	AA	537	G	P-O5'	-10.57	1.49	1.59
85	AA	1560	A	N7-C5	-10.57	1.32	1.39
34	BA	1509	U	C2-N3	-10.56	1.30	1.37
34	BA	1542	A	N3-C4	-10.56	1.28	1.34
34	BA	1711	G	P-O5'	-10.56	1.49	1.59
41	BH	135	U	P-O5'	-10.56	1.49	1.59
85	AA	118	C	C2'-C1'	-10.56	1.41	1.53
85	AA	939	A	N9-C4	-10.56	1.31	1.37
34	BA	1694	C	O3'-P	-10.56	1.48	1.61
35	BB	1153	G	O3'-P	-10.56	1.48	1.61
85	AA	941	C	O3'-P	-10.56	1.48	1.61
35	BB	34	G	C6-N1	-10.55	1.32	1.39
85	AA	1209	U	P-O5'	-10.56	1.49	1.59
85	AA	1858	G	P-O5'	-10.56	1.49	1.59

Continued on next page...

Continued from previous page...

Mol	Chain	Res	Type	Atoms	Z	Observed(Å)	Ideal(Å)
35	BB	1080	U	O3'-P	-10.55	1.48	1.61
85	AA	880	A	C2'-C1'	-10.55	1.41	1.53
85	AA	1832	G	P-O5'	-10.55	1.49	1.59
85	AA	2199	G	C3'-C2'	-10.55	1.41	1.52
34	BA	695	A	C2'-C1'	-10.54	1.41	1.53
34	BA	1107	A	N9-C4	-10.54	1.31	1.37
85	AA	2174	G	C1'-N9	-10.54	1.32	1.46
40	BG	142	A	C1'-N9	-10.54	1.32	1.46
85	AA	366	A	N9-C4	-10.54	1.31	1.37
37	BD	81	C	C3'-C2'	-10.54	1.41	1.52
85	AA	725	G	P-O5'	-10.54	1.49	1.59
34	BA	438	A	N9-C4	-10.53	1.31	1.37
35	BB	9	G	P-O5'	-10.53	1.49	1.59
85	AA	180	A	N9-C4	-10.54	1.31	1.37
85	AA	1292	A	N9-C4	-10.53	1.31	1.37
35	BB	516	G	P-O5'	-10.53	1.49	1.59
85	AA	446	C	O3'-P	-10.53	1.48	1.61
85	AA	1167	G	C6-N1	-10.53	1.32	1.39
34	BA	1476	G	P-O5'	-10.53	1.49	1.59
34	BA	1603	A	N9-C4	-10.53	1.31	1.37
85	AA	1900	C	P-O5'	-10.53	1.49	1.59
35	BB	1534	U	P-O5'	-10.53	1.49	1.59
85	AA	766	G	O3'-P	-10.53	1.48	1.61
34	BA	465	A	N9-C4	-10.52	1.31	1.37
34	BA	529	A	N9-C4	-10.52	1.31	1.37
34	BA	933	U	P-O5'	-10.52	1.49	1.59
39	BF	15	U	O3'-P	-10.52	1.48	1.61
34	BA	3	G	C3'-C2'	-10.52	1.41	1.52
35	BB	1063	C	O3'-P	-10.52	1.48	1.61
35	BB	1520	C	P-O5'	-10.52	1.49	1.59
85	AA	160	A	P-O5'	-10.52	1.49	1.59
85	AA	974	U	C5'-C4'	10.52	1.64	1.51
36	BC	120	G	N7-C5	-10.51	1.32	1.39
40	BG	8	U	C2'-C1'	-10.51	1.41	1.53
34	BA	696	A	C2'-C1'	-10.51	1.41	1.53
34	BA	777	C	O3'-P	-10.51	1.48	1.61
37	BD	95	G	N9-C4	10.51	1.46	1.38
85	AA	418	G	P-O5'	-10.51	1.49	1.59
34	BA	1166	A	O3'-P	-10.51	1.48	1.61
35	BB	1326	U	C2'-C1'	-10.51	1.41	1.53
41	BH	29	G	C1'-N9	-10.51	1.32	1.46
85	AA	1292	A	O3'-P	-10.51	1.48	1.61

Continued on next page...

Continued from previous page...

Mol	Chain	Res	Type	Atoms	Z	Observed(Å)	Ideal(Å)
34	BA	992	A	N7-C5	-10.50	1.32	1.39
34	BA	246	G	O3'-P	-10.50	1.48	1.61
85	AA	2056	C	P-O5'	-10.50	1.49	1.59
34	BA	1166	A	C3'-C2'	-10.50	1.41	1.52
34	BA	1203	G	N7-C5	-10.50	1.32	1.39
35	BB	541	U	C2-N3	-10.50	1.30	1.37
38	BE	26	G	O3'-P	-10.50	1.48	1.61
85	AA	789	A	C5'-C4'	10.50	1.64	1.51
38	BE	129	G	N7-C5	-10.50	1.32	1.39
34	BA	1262	A	P-O5'	-10.49	1.49	1.59
35	BB	52	G	P-O5'	-10.49	1.49	1.59
35	BB	709	G	C2'-C1'	-10.49	1.41	1.53
38	BE	124	G	N9-C4	-10.49	1.29	1.38
40	BG	181	C	C2'-C1'	-10.49	1.41	1.53
85	AA	878	U	P-O5'	-10.49	1.49	1.59
34	BA	1003	A	C1'-N9	-10.49	1.32	1.46
40	BG	178	G	O3'-P	-10.49	1.48	1.61
39	BF	16	C	C4'-C3'	10.49	1.64	1.53
40	BG	100	G	N7-C5	-10.49	1.32	1.39
85	AA	2187	G	C4'-C3'	-10.49	1.41	1.53
34	BA	196	A	C5-C4	-10.49	1.31	1.38
34	BA	796	G	N7-C5	-10.49	1.32	1.39
35	BB	1367	U	O3'-P	-10.49	1.48	1.61
35	BB	1441	C	O3'-P	-10.49	1.48	1.61
85	AA	34	G	O3'-P	-10.49	1.48	1.61
35	BB	66	G	O3'-P	-10.48	1.48	1.61
35	BB	1036	G	O3'-P	-10.48	1.48	1.61
85	AA	2172	A	O3'-P	-10.48	1.48	1.61
85	AA	2218	G	N7-C5	-10.48	1.32	1.39
34	BA	427	G	P-O5'	-10.48	1.49	1.59
34	BA	711	C	C5'-C4'	10.48	1.64	1.51
35	BB	1207	C	O3'-P	-10.48	1.48	1.61
38	BE	97	G	C3'-C2'	-10.48	1.41	1.52
85	AA	1264	U	O3'-P	-10.48	1.48	1.61
85	AA	2007	G	C2'-C1'	-10.48	1.41	1.53
34	BA	616	G	P-O5'	-10.48	1.49	1.59
34	BA	1046	G	P-O5'	-10.48	1.49	1.59
34	BA	308	C	P-O5'	-10.47	1.49	1.59
35	BB	647	U	C2-N3	-10.47	1.30	1.37
34	BA	1018	U	C4'-C3'	-10.47	1.41	1.53
35	BB	1039	A	N9-C4	-10.47	1.31	1.37
39	BF	53	G	O3'-P	-10.47	1.48	1.61

Continued on next page...

Continued from previous page...

Mol	Chain	Res	Type	Atoms	Z	Observed(Å)	Ideal(Å)
85	AA	771	A	O3'-P	-10.47	1.48	1.61
85	AA	938	A	P-O5'	-10.47	1.49	1.59
34	BA	82	A	P-O5'	-10.47	1.49	1.59
34	BA	1218	G	N9-C4	10.47	1.46	1.38
35	BB	880	G	P-O5'	-10.47	1.49	1.59
38	BE	40	C	O3'-P	-10.47	1.48	1.61
85	AA	645	C	O3'-P	-10.47	1.48	1.61
34	BA	1175	G	P-O5'	-10.46	1.49	1.59
38	BE	60	C	O3'-P	-10.46	1.48	1.61
40	BG	89	A	O3'-P	-10.46	1.48	1.61
85	AA	428	G	N9-C4	-10.46	1.29	1.38
85	AA	960	G	N9-C8	-10.46	1.30	1.37
34	BA	326	A	N9-C4	-10.46	1.31	1.37
85	AA	768	C	O3'-P	-10.46	1.48	1.61
34	BA	504	A	O3'-P	-10.46	1.48	1.61
35	BB	1363	A	O3'-P	-10.46	1.48	1.61
36	BC	125	A	P-O5'	-10.46	1.49	1.59
38	BE	192	A	N7-C5	-10.46	1.32	1.39
34	BA	894	G	C1'-N9	-10.46	1.32	1.46
35	BB	1316	U	O3'-P	-10.46	1.48	1.61
40	BG	140	G	O3'-P	-10.46	1.48	1.61
85	AA	463	G	P-O5'	-10.46	1.49	1.59
85	AA	1288	A	P-O5'	-10.45	1.49	1.59
34	BA	370	U	O3'-P	-10.45	1.48	1.61
34	BA	1674	G	O3'-P	-10.45	1.48	1.61
35	BB	651	G	N9-C8	-10.45	1.30	1.37
35	BB	1190	U	P-O5'	-10.45	1.49	1.59
36	BC	37	U	C2'-C1'	-10.45	1.41	1.53
85	AA	96	C	P-O5'	-10.45	1.49	1.59
34	BA	352	G	O3'-P	-10.45	1.48	1.61
85	AA	396	U	C2-N3	-10.45	1.30	1.37
85	AA	496	C	C2-N3	-10.45	1.27	1.35
34	BA	414	A	N9-C4	-10.45	1.31	1.37
35	BB	633	C	O3'-P	-10.44	1.48	1.61
40	BG	33	G	C2'-C1'	-10.45	1.41	1.53
34	BA	1034	U	C2-N3	-10.44	1.30	1.37
34	BA	1795	A	N9-C4	-10.44	1.31	1.37
35	BB	1372	G	P-O5'	-10.44	1.49	1.59
37	BD	47	U	O3'-P	-10.44	1.48	1.61
85	AA	2086	C	O3'-P	-10.44	1.48	1.61
34	BA	57	A	N3-C4	-10.44	1.28	1.34
36	BC	141	C	P-O5'	-10.44	1.49	1.59

Continued on next page...

Continued from previous page...

Mol	Chain	Res	Type	Atoms	Z	Observed(Å)	Ideal(Å)
85	AA	649	C	P-O5'	-10.44	1.49	1.59
40	BG	9	G	C3'-C2'	-10.44	1.41	1.52
35	BB	1512	C	P-O5'	-10.44	1.49	1.59
35	BB	77	A	N9-C4	-10.43	1.31	1.37
85	AA	860	C	C3'-C2'	-10.43	1.41	1.52
35	BB	120	C	C3'-C2'	-10.43	1.41	1.52
34	BA	78	U	C2'-C1'	-10.43	1.41	1.53
85	AA	63	G	O3'-P	-10.43	1.48	1.61
85	AA	424	A	C2'-C1'	-10.43	1.41	1.53
85	AA	743	C	C2'-C1'	-10.43	1.41	1.53
85	AA	1160	U	P-O5'	-10.43	1.49	1.59
85	AA	2174	G	P-O5'	-10.43	1.49	1.59
34	BA	1485	U	O3'-P	-10.43	1.48	1.61
40	BG	15	G	O3'-P	-10.43	1.48	1.61
85	AA	385	A	C1'-N9	-10.43	1.32	1.46
35	BB	1054	G	O3'-P	-10.42	1.48	1.61
85	AA	1263	G	N9-C4	-10.42	1.29	1.38
34	BA	949	C	O3'-P	-10.42	1.48	1.61
36	BC	27	U	P-O5'	-10.42	1.49	1.59
34	BA	1801	G	C1'-N9	-10.42	1.32	1.46
34	BA	535	G	N9-C4	10.42	1.46	1.38
34	BA	1680	G	N7-C5	-10.42	1.32	1.39
85	AA	1730	C	O3'-P	-10.42	1.48	1.61
34	BA	80	U	O3'-P	-10.41	1.48	1.61
35	BB	1427	A	O3'-P	-10.41	1.48	1.61
41	BH	104	U	C1'-N1	-10.41	1.32	1.46
40	BG	89	A	P-O5'	-10.41	1.49	1.59
34	BA	238	C	N1-C6	-10.41	1.30	1.37
34	BA	800	G	N7-C5	-10.41	1.33	1.39
34	BA	996	U	C2-N3	-10.41	1.30	1.37
35	BB	375	G	C1'-N9	-10.41	1.32	1.46
34	BA	146	G	C2'-C1'	-10.41	1.42	1.53
38	BE	56	U	P-O5'	-10.41	1.49	1.59
34	BA	894	G	C6-N1	-10.40	1.32	1.39
35	BB	404	A	P-O5'	-10.40	1.49	1.59
35	BB	1017	U	C2'-C1'	-10.40	1.42	1.53
35	BB	1450	G	P-O5'	-10.40	1.49	1.59
85	AA	2058	C	C2'-C1'	-10.40	1.42	1.53
34	BA	28	C	O3'-P	-10.40	1.48	1.61
34	BA	502	U	C3'-C2'	-10.40	1.41	1.52
35	BB	1474	A	C4'-C3'	10.40	1.64	1.53
36	BC	44	A	P-O5'	-10.40	1.49	1.59

Continued on next page...

Continued from previous page...

Mol	Chain	Res	Type	Atoms	Z	Observed(Å)	Ideal(Å)
85	AA	750	A	N9-C4	-10.40	1.31	1.37
85	AA	1695	G	N9-C4	-10.40	1.29	1.38
34	BA	1335	A	O3'-P	-10.40	1.48	1.61
34	BA	1639	U	O3'-P	-10.40	1.48	1.61
35	BB	15	C	C2-N3	-10.40	1.27	1.35
35	BB	434	A	P-O5'	-10.40	1.49	1.59
35	BB	1254	G	O4'-C1'	-10.40	1.28	1.41
85	AA	420	C	C3'-C2'	-10.40	1.41	1.52
34	BA	1656	A	C5-C4	-10.39	1.31	1.38
85	AA	381	A	P-O5'	-10.39	1.49	1.59
85	AA	1483	A	C2'-C1'	-10.39	1.42	1.53
34	BA	331	G	C6-N1	-10.39	1.32	1.39
37	BD	91	U	C3'-C2'	-10.39	1.41	1.52
85	AA	384	C	O3'-P	-10.39	1.48	1.61
34	BA	247	U	C3'-C2'	10.39	1.64	1.52
34	BA	1714	A	N9-C4	-10.39	1.31	1.37
34	BA	1782	C	C2'-C1'	-10.39	1.42	1.53
41	BH	29	G	C8-N7	-10.39	1.24	1.30
85	AA	1516	A	C3'-C2'	-10.39	1.41	1.52
35	BB	568	A	N9-C4	-10.39	1.31	1.37
38	BE	18	U	C2-N3	-10.39	1.30	1.37
85	AA	507	C	C2-N3	-10.39	1.27	1.35
85	AA	1472	G	P-O5'	-10.39	1.49	1.59
85	AA	1955	U	P-O5'	-10.39	1.49	1.59
35	BB	1423	U	P-O5'	-10.38	1.49	1.59
38	BE	177	U	P-O5'	-10.38	1.49	1.59
85	AA	1483	A	N9-C4	-10.38	1.31	1.37
40	BG	38	A	P-O5'	-10.38	1.49	1.59
85	AA	12	U	P-O5'	-10.38	1.49	1.59
35	BB	1191	G	P-O5'	-10.38	1.49	1.59
36	BC	4	G	O3'-P	-10.38	1.48	1.61
86	AB	69	G	N9-C4	-10.38	1.29	1.38
85	AA	882	C	O3'-P	-10.38	1.48	1.61
85	AA	1797	U	P-O5'	-10.38	1.49	1.59
34	BA	513	U	P-O5'	-10.38	1.49	1.59
85	AA	411	U	C2-N3	-10.38	1.30	1.37
34	BA	1204	U	C2-N3	-10.38	1.30	1.37
35	BB	1237	C	C2-N3	-10.38	1.27	1.35
34	BA	336	A	O3'-P	-10.37	1.48	1.61
35	BB	1239	A	P-O5'	-10.37	1.49	1.59
85	AA	1257	A	C1'-N9	-10.38	1.32	1.46
85	AA	1682	U	O3'-P	-10.38	1.48	1.61

Continued on next page...

Continued from previous page...

Mol	Chain	Res	Type	Atoms	Z	Observed(Å)	Ideal(Å)
34	BA	111	U	C3'-C2'	-10.37	1.41	1.52
34	BA	1591	G	N9-C8	-10.37	1.30	1.37
34	BA	1733	G	P-O5'	-10.37	1.49	1.59
35	BB	121	A	C3'-C2'	-10.37	1.41	1.52
85	AA	81	A	P-O5'	-10.37	1.49	1.59
85	AA	2173	A	P-O5'	-10.37	1.49	1.59
34	BA	780	U	C5'-C4'	10.37	1.63	1.51
85	AA	1215	A	P-O5'	-10.37	1.49	1.59
34	BA	679	U	C2-N3	-10.37	1.30	1.37
34	BA	1542	A	C1'-N9	-10.37	1.32	1.46
36	BC	2	A	P-O5'	-10.37	1.49	1.59
35	BB	688	U	P-O5'	-10.36	1.49	1.59
36	BC	101	U	P-O5'	-10.37	1.49	1.59
34	BA	1411	C	O3'-P	-10.36	1.48	1.61
37	BD	23	A	C2'-C1'	-10.36	1.42	1.53
38	BE	6	A	P-O5'	-10.36	1.49	1.59
34	BA	1599	A	C2'-C1'	-10.36	1.42	1.53
35	BB	119	G	C1'-N9	-10.36	1.32	1.46
35	BB	1432	U	C2-N3	-10.36	1.30	1.37
85	AA	1252	A	O3'-P	-10.36	1.48	1.61
34	BA	1439	C	P-O5'	-10.36	1.49	1.59
40	BG	149	U	O3'-P	-10.36	1.48	1.61
35	BB	787	A	P-O5'	-10.36	1.49	1.59
35	BB	1415	G	N7-C5	-10.36	1.33	1.39
40	BG	30	C	O3'-P	-10.36	1.48	1.61
85	AA	31	C	C2'-C1'	-10.36	1.42	1.53
34	BA	1501	U	C2'-C1'	-10.35	1.42	1.53
35	BB	1188	A	P-O5'	-10.35	1.49	1.59
35	BB	1370	G	C6-N1	-10.35	1.32	1.39
35	BB	1397	G	P-O5'	-10.35	1.49	1.59
36	BC	55	U	O3'-P	-10.35	1.48	1.61
40	BG	17	A	C2'-C1'	-10.35	1.42	1.53
34	BA	426	A	O3'-P	-10.35	1.48	1.61
34	BA	538	G	C2-N2	-10.35	1.24	1.34
85	AA	54	C	P-O5'	-10.35	1.49	1.59
35	BB	479	U	O3'-P	-10.35	1.48	1.61
36	BC	113	G	N7-C5	-10.35	1.33	1.39
85	AA	70	U	O3'-P	-10.35	1.48	1.61
85	AA	1490	A	N3-C4	-10.35	1.28	1.34
40	BG	163	G	N7-C5	-10.35	1.33	1.39
85	AA	766	G	P-O5'	-10.35	1.49	1.59
34	BA	909	G	N9-C4	-10.34	1.29	1.38

Continued on next page...

Continued from previous page...

Mol	Chain	Res	Type	Atoms	Z	Observed(Å)	Ideal(Å)
34	BA	977	G	P-O5'	-10.34	1.49	1.59
35	BB	608	A	N9-C4	-10.34	1.31	1.37
35	BB	1023	G	N9-C4	-10.34	1.29	1.38
85	AA	404	A	O3'-P	-10.34	1.48	1.61
35	BB	1159	U	C2-N3	-10.34	1.30	1.37
35	BB	1377	A	P-O5'	-10.34	1.49	1.59
40	BG	158	A	N9-C4	-10.34	1.31	1.37
85	AA	362	G	O3'-P	-10.34	1.48	1.61
34	BA	663	U	P-O5'	-10.34	1.49	1.59
34	BA	979	G	N7-C5	-10.34	1.33	1.39
85	AA	363	A	O3'-P	-10.34	1.48	1.61
34	BA	1152	A	N9-C4	-10.34	1.31	1.37
34	BA	1807	G	C6-N1	-10.34	1.32	1.39
35	BB	1039	A	P-O5'	-10.34	1.49	1.59
85	AA	377	U	P-O5'	-10.34	1.49	1.59
85	AA	764	U	P-O5'	-10.34	1.49	1.59
34	BA	214	A	C1'-N9	-10.33	1.32	1.46
35	BB	778	A	C3'-C2'	-10.33	1.41	1.52
85	AA	363	A	C3'-C2'	-10.33	1.41	1.52
35	BB	416	U	N1-C2	-10.33	1.29	1.38
34	BA	859	G	N9-C4	-10.33	1.29	1.38
35	BB	836	U	O3'-P	-10.33	1.48	1.61
36	BC	15	G	N9-C4	-10.33	1.29	1.38
36	BC	55	U	P-O5'	-10.33	1.49	1.59
41	BH	110	C	C3'-C2'	-10.33	1.41	1.52
34	BA	596	G	C5'-C4'	10.32	1.63	1.51
34	BA	604	G	O3'-P	-10.32	1.48	1.61
34	BA	1706	A	C2'-C1'	-10.32	1.42	1.53
85	AA	529	G	O3'-P	-10.32	1.48	1.61
85	AA	985	G	P-O5'	-10.32	1.49	1.59
85	AA	362	G	C2'-C1'	-10.32	1.42	1.53
85	AA	1253	G	C2'-C1'	-10.32	1.42	1.53
85	AA	1670	U	P-O5'	-10.32	1.49	1.59
85	AA	2174	G	O3'-P	-10.32	1.48	1.61
34	BA	1338	G	N9-C4	-10.32	1.29	1.38
35	BB	610	U	P-O5'	-10.32	1.49	1.59
40	BG	94	G	N9-C4	-10.32	1.29	1.38
85	AA	259	A	N9-C4	-10.32	1.31	1.37
85	AA	466	A	N3-C4	-10.32	1.28	1.34
34	BA	1721	U	O4'-C1'	-10.32	1.28	1.41
36	BC	122	A	O3'-P	-10.32	1.48	1.61
34	BA	763	U	P-O5'	-10.32	1.49	1.59

Continued on next page...

Continued from previous page...

Mol	Chain	Res	Type	Atoms	Z	Observed(Å)	Ideal(Å)
40	BG	151	A	O3'-P	-10.32	1.48	1.61
34	BA	992	A	C1'-N9	-10.31	1.32	1.46
34	BA	1065	U	C3'-C2'	-10.31	1.41	1.52
35	BB	1060	U	O3'-P	-10.31	1.48	1.61
85	AA	1515	A	C2'-C1'	-10.31	1.42	1.53
85	AA	2126	U	C2'-C1'	-10.31	1.42	1.53
34	BA	1711	G	C3'-C2'	-10.31	1.41	1.52
34	BA	1068	C	P-O5'	-10.31	1.49	1.59
85	AA	879	G	N9-C4	-10.31	1.29	1.38
85	AA	1578	G	C5'-C4'	10.31	1.63	1.51
34	BA	1103	G	O3'-P	-10.30	1.48	1.61
34	BA	1610	A	P-O5'	-10.30	1.49	1.59
85	AA	1892	G	P-O5'	-10.30	1.49	1.59
34	BA	1807	G	N7-C5	-10.30	1.33	1.39
40	BG	39	A	O3'-P	-10.30	1.48	1.61
40	BG	65	C	O3'-P	-10.30	1.48	1.61
40	BG	102	G	C6-N1	-10.30	1.32	1.39
34	BA	1464	C	P-O5'	-10.30	1.49	1.59
35	BB	572	G	N9-C8	-10.30	1.30	1.37
34	BA	33	C	O3'-P	-10.30	1.48	1.61
34	BA	98	A	C1'-N9	-10.30	1.32	1.46
39	BF	57	C	N1-C6	-10.30	1.30	1.37
34	BA	13	U	O3'-P	-10.30	1.48	1.61
34	BA	237	A	N9-C4	-10.29	1.31	1.37
34	BA	1006	G	C6-N1	-10.29	1.32	1.39
85	AA	531	G	C2'-C1'	-10.29	1.42	1.53
34	BA	965	A	O3'-P	-10.29	1.48	1.61
35	BB	505	G	C6-N1	-10.29	1.32	1.39
40	BG	14	G	C2'-C1'	-10.29	1.42	1.53
40	BG	137	G	O3'-P	-10.29	1.48	1.61
85	AA	17	C	P-O5'	-10.29	1.49	1.59
36	BC	149	A	O3'-P	-10.29	1.48	1.61
35	BB	1426	G	N1-C2	-10.29	1.29	1.37
37	BD	67	C	C2'-C1'	-10.29	1.42	1.53
41	BH	45	G	N9-C4	-10.29	1.29	1.38
85	AA	641	A	O3'-P	-10.28	1.48	1.61
34	BA	413	A	C2'-C1'	-10.28	1.42	1.53
85	AA	8	U	O3'-P	-10.28	1.48	1.61
85	AA	1471	G	N9-C4	-10.28	1.29	1.38
34	BA	1060	C	O3'-P	-10.28	1.48	1.61
85	AA	2174	G	C3'-C2'	-10.28	1.41	1.52
35	BB	802	G	C6-N1	-10.28	1.32	1.39

Continued on next page...

Continued from previous page...

Mol	Chain	Res	Type	Atoms	Z	Observed(Å)	Ideal(Å)
35	BB	1531	G	P-O5'	-10.28	1.49	1.59
85	AA	1265	C	P-O5'	-10.28	1.49	1.59
36	BC	69	U	O3'-P	-10.28	1.48	1.61
85	AA	497	G	O3'-P	-10.28	1.48	1.61
85	AA	1503	G	C1'-N9	-10.28	1.32	1.46
85	AA	1814	U	C2'-C1'	-10.28	1.42	1.53
35	BB	93	A	O3'-P	-10.27	1.48	1.61
85	AA	1494	C	P-O5'	-10.27	1.49	1.59
34	BA	139	U	C2-N3	-10.27	1.30	1.37
34	BA	440	A	C1'-N9	-10.27	1.32	1.46
34	BA	543	A	N9-C4	-10.27	1.31	1.37
34	BA	948	C	P-O5'	-10.27	1.49	1.59
34	BA	1432	C	P-O5'	-10.27	1.49	1.59
85	AA	32	U	P-O5'	-10.27	1.49	1.59
35	BB	828	G	C2'-C1'	-10.27	1.42	1.53
34	BA	875	G	C1'-N9	-10.27	1.32	1.46
34	BA	1546	C	C2'-C1'	-10.27	1.42	1.53
34	BA	1566	G	P-O5'	-10.27	1.49	1.59
34	BA	1609	U	C2-N3	-10.27	1.30	1.37
35	BB	10	C	P-O5'	-10.27	1.49	1.59
40	BG	83	U	O3'-P	-10.27	1.48	1.61
34	BA	384	U	C3'-C2'	-10.27	1.41	1.52
85	AA	1682	U	P-O5'	-10.27	1.49	1.59
34	BA	452	A	C1'-N9	-10.27	1.32	1.46
38	BE	63	C	O3'-P	-10.27	1.48	1.61
85	AA	292	C	C2'-C1'	-10.26	1.42	1.53
34	BA	56	G	O3'-P	-10.26	1.48	1.61
34	BA	372	U	C3'-C2'	-10.26	1.41	1.52
41	BH	127	A	N9-C4	-10.26	1.31	1.37
34	BA	65	A	C1'-N9	-10.26	1.32	1.46
34	BA	108	A	O3'-P	-10.26	1.48	1.61
34	BA	20	A	C2'-C1'	-10.26	1.42	1.53
34	BA	128	C	P-O5'	-10.26	1.49	1.59
35	BB	996	G	C1'-N9	-10.26	1.32	1.46
35	BB	1202	G	N9-C4	10.26	1.46	1.38
34	BA	1803	A	N9-C4	-10.26	1.31	1.37
35	BB	1178	A	N9-C4	-10.26	1.31	1.37
34	BA	38	G	C2'-C1'	-10.26	1.42	1.53
34	BA	975	A	C3'-C2'	-10.26	1.41	1.52
40	BG	14	G	C5-C4	-10.26	1.31	1.38
85	AA	596	A	P-O5'	-10.26	1.49	1.59
85	AA	1227	A	N9-C4	-10.26	1.31	1.37

Continued on next page...

Continued from previous page...

Mol	Chain	Res	Type	Atoms	Z	Observed(Å)	Ideal(Å)
39	BF	17	U	P-O5'	-10.25	1.49	1.59
41	BH	29	G	C2'-C1'	-10.25	1.42	1.53
35	BB	629	C	P-O5'	-10.25	1.49	1.59
35	BB	1117	G	O3'-P	-10.25	1.48	1.61
35	BB	1266	A	O3'-P	-10.25	1.48	1.61
34	BA	1211	G	C8-N7	-10.25	1.24	1.30
34	BA	514	U	C2'-C1'	-10.25	1.42	1.53
34	BA	950	C	O3'-P	-10.24	1.48	1.61
34	BA	1702	G	P-O5'	-10.24	1.49	1.59
85	AA	1536	C	C5'-C4'	10.24	1.63	1.51
85	AA	2209	U	P-O5'	-10.24	1.49	1.59
34	BA	266	G	C6-N1	-10.24	1.32	1.39
34	BA	1283	U	C2'-C1'	-10.24	1.42	1.53
85	AA	1244	A	N9-C4	-10.24	1.31	1.37
85	AA	1371	C	O3'-P	-10.24	1.48	1.61
35	BB	1383	C	N1-C6	-10.24	1.31	1.37
36	BC	49	G	C6-N1	-10.24	1.32	1.39
37	BD	71	G	C1'-N9	-10.24	1.32	1.46
35	BB	428	G	P-O5'	-10.23	1.49	1.59
35	BB	1157	G	O3'-P	-10.23	1.48	1.61
38	BE	180	G	P-O5'	-10.23	1.49	1.59
38	BE	116	U	O3'-P	-10.23	1.48	1.61
34	BA	788	C	C3'-C2'	-10.23	1.41	1.52
34	BA	1435	A	C1'-N9	-10.23	1.32	1.46
34	BA	1695	G	O3'-P	-10.23	1.48	1.61
38	BE	70	C	P-O5'	-10.23	1.49	1.59
39	BF	47	C	P-O5'	-10.23	1.49	1.59
85	AA	11	A	P-O5'	-10.23	1.49	1.59
85	AA	1502	A	N7-C5	-10.23	1.33	1.39
34	BA	24	C	O3'-P	-10.22	1.48	1.61
34	BA	259	C	P-O5'	-10.22	1.49	1.59
34	BA	1573	C	C2-N3	-10.22	1.27	1.35
85	AA	1102	C	O3'-P	-10.22	1.48	1.61
86	AB	16	U	C5'-C4'	10.22	1.63	1.51
34	BA	1845	G	N3-C4	-10.22	1.28	1.35
35	BB	465	C	O3'-P	-10.22	1.48	1.61
85	AA	1441	G	P-O5'	-10.22	1.49	1.59
34	BA	386	A	N9-C4	-10.22	1.31	1.37
35	BB	417	A	N9-C4	-10.22	1.31	1.37
34	BA	890	G	C1'-N9	-10.22	1.32	1.46
35	BB	995	C	O3'-P	-10.22	1.48	1.61
35	BB	1271	A	P-O5'	-10.22	1.49	1.59

Continued on next page...

Continued from previous page...

Mol	Chain	Res	Type	Atoms	Z	Observed(Å)	Ideal(Å)
38	BE	131	C	P-O5'	-10.22	1.49	1.59
85	AA	508	C	C2'-C1'	-10.22	1.42	1.53
35	BB	443	A	N9-C4	-10.21	1.31	1.37
85	AA	1197	U	C2-N3	-10.22	1.30	1.37
35	BB	688	U	O3'-P	-10.21	1.48	1.61
85	AA	2133	A	C4'-C3'	-10.21	1.42	1.53
34	BA	1154	U	P-O5'	-10.21	1.49	1.59
85	AA	1148	G	C2'-C1'	-10.21	1.42	1.53
34	BA	1071	G	C3'-C2'	-10.21	1.41	1.52
39	BF	6	C	C3'-C2'	-10.21	1.41	1.52
40	BG	138	C	P-O5'	-10.21	1.49	1.59
85	AA	157	G	C1'-N9	-10.21	1.32	1.46
85	AA	1736	U	P-O5'	-10.21	1.49	1.59
35	BB	1399	A	N7-C5	-10.21	1.33	1.39
34	BA	389	U	C2-N3	-10.21	1.30	1.37
34	BA	896	U	C2-N3	10.21	1.44	1.37
34	BA	1025	A	C5-C4	-10.21	1.31	1.38
34	BA	269	G	C2-N2	-10.21	1.24	1.34
34	BA	1314	A	N9-C4	-10.21	1.31	1.37
35	BB	103	C	P-O5'	-10.20	1.49	1.59
34	BA	1434	U	P-O5'	-10.20	1.49	1.59
85	AA	659	A	C2'-C1'	-10.20	1.42	1.53
34	BA	1724	G	C3'-C2'	-10.20	1.41	1.52
34	BA	1739	G	C2-N3	-10.20	1.24	1.32
35	BB	816	U	N1-C2	10.20	1.47	1.38
85	AA	509	C	P-O5'	-10.20	1.49	1.59
34	BA	330	A	O3'-P	-10.20	1.49	1.61
38	BE	21	C	N1-C6	-10.20	1.31	1.37
85	AA	2082	C	C4-C5	-10.20	1.34	1.43
34	BA	897	U	O3'-P	-10.19	1.49	1.61
34	BA	1167	A	O3'-P	-10.19	1.49	1.61
85	AA	1140	G	C2'-C1'	-10.19	1.42	1.53
37	BD	10	C	O3'-P	-10.19	1.49	1.61
35	BB	8	U	O3'-P	-10.19	1.49	1.61
36	BC	53	A	C1'-N9	-10.19	1.32	1.46
37	BD	60	C	O3'-P	-10.19	1.49	1.61
35	BB	648	G	C4'-C3'	-10.19	1.42	1.53
36	BC	145	G	C6-N1	-10.19	1.32	1.39
40	BG	109	C	O3'-P	-10.19	1.49	1.61
85	AA	475	A	C1'-N9	-10.19	1.32	1.46
35	BB	100	A	N9-C4	-10.18	1.31	1.37
35	BB	572	G	N9-C4	-10.18	1.29	1.38

Continued on next page...

Continued from previous page...

Mol	Chain	Res	Type	Atoms	Z	Observed(Å)	Ideal(Å)
35	BB	665	A	C2'-C1'	-10.18	1.42	1.53
85	AA	1220	A	O3'-P	-10.18	1.49	1.61
85	AA	1892	G	O3'-P	-10.18	1.49	1.61
34	BA	321	G	C8-N7	-10.18	1.24	1.30
34	BA	608	G	O4'-C1'	-10.18	1.28	1.41
41	BH	36	C	N1-C6	-10.18	1.31	1.37
34	BA	905	A	N9-C4	-10.18	1.31	1.37
85	AA	760	U	C3'-C2'	-10.18	1.41	1.52
85	AA	1991	C	C4-C5	-10.18	1.34	1.43
37	BD	81	C	P-O5'	-10.18	1.49	1.59
85	AA	640	C	P-O5'	-10.18	1.49	1.59
85	AA	2239	A	N9-C4	-10.18	1.31	1.37
37	BD	74	A	O3'-P	-10.17	1.49	1.61
34	BA	882	G	P-O5'	-10.17	1.49	1.59
34	BA	973	U	O3'-P	-10.17	1.49	1.61
34	BA	1142	C	O3'-P	-10.17	1.49	1.61
34	BA	475	A	C1'-N9	-10.17	1.32	1.46
34	BA	1682	A	O3'-P	-10.17	1.49	1.61
35	BB	1061	G	C6-N1	-10.17	1.32	1.39
37	BD	86	A	C3'-C2'	-10.17	1.41	1.52
35	BB	43	G	C2'-C1'	-10.16	1.42	1.53
35	BB	1019	C	C2'-C1'	-10.16	1.42	1.53
38	BE	200	A	O3'-P	-10.16	1.49	1.61
41	BH	112	U	P-O5'	-10.16	1.49	1.59
34	BA	1220	C	C2-N3	-10.16	1.27	1.35
35	BB	1064	U	P-O5'	-10.16	1.49	1.59
35	BB	1199	A	O3'-P	-10.16	1.49	1.61
35	BB	1211	C	O3'-P	-10.16	1.49	1.61
41	BH	19	G	P-O5'	-10.16	1.49	1.59
85	AA	2069	A	C2'-C1'	-10.16	1.42	1.53
34	BA	125	G	C6-N1	-10.16	1.32	1.39
34	BA	807	U	C2'-C1'	-10.16	1.42	1.53
35	BB	625	A	P-O5'	-10.16	1.49	1.59
35	BB	1384	A	C2'-C1'	-10.16	1.42	1.53
85	AA	117	C	C3'-C2'	-10.16	1.41	1.52
85	AA	1491	G	N9-C4	-10.16	1.29	1.38
85	AA	1671	G	P-O5'	-10.16	1.49	1.59
36	BC	107	C	C2-N3	-10.15	1.27	1.35
36	BC	149	A	P-O5'	-10.15	1.49	1.59
34	BA	1010	C	C3'-C2'	-10.15	1.41	1.52
35	BB	441	G	N9-C4	-10.15	1.29	1.38
35	BB	805	G	O3'-P	-10.15	1.49	1.61

Continued on next page...

Continued from previous page...

Mol	Chain	Res	Type	Atoms	Z	Observed(Å)	Ideal(Å)
35	BB	1146	C	P-O5'	-10.15	1.49	1.59
85	AA	1926	A	C2'-C1'	-10.15	1.42	1.53
34	BA	724	A	O3'-P	-10.15	1.49	1.61
38	BE	25	U	C3'-C2'	-10.14	1.41	1.52
38	BE	101	C	C2'-C1'	-10.14	1.42	1.53
38	BE	192	A	C2'-C1'	-10.14	1.42	1.53
38	BE	26	G	C4'-O4'	-10.14	1.32	1.45
39	BF	6	C	O3'-P	-10.14	1.49	1.61
35	BB	74	U	O3'-P	-10.14	1.49	1.61
85	AA	532	G	N9-C4	-10.14	1.29	1.38
85	AA	1973	G	O3'-P	-10.14	1.49	1.61
35	BB	431	U	O3'-P	-10.14	1.49	1.61
35	BB	1340	U	C2'-C1'	-10.14	1.42	1.53
35	BB	1392	A	P-O5'	-10.14	1.49	1.59
40	BG	134	U	O3'-P	-10.14	1.49	1.61
34	BA	461	A	N7-C5	-10.14	1.33	1.39
38	BE	176	G	O3'-P	-10.13	1.49	1.61
85	AA	1218	C	P-O5'	-10.13	1.49	1.59
34	BA	430	A	N9-C4	-10.13	1.31	1.37
34	BA	1022	C	O3'-P	-10.13	1.49	1.61
35	BB	1292	G	P-O5'	-10.13	1.49	1.59
85	AA	1553	G	P-O5'	-10.13	1.49	1.59
34	BA	479	U	O3'-P	-10.13	1.49	1.61
34	BA	1696	G	C6-N1	-10.13	1.32	1.39
36	BC	104	A	P-O5'	-10.13	1.49	1.59
38	BE	110	U	P-O5'	-10.13	1.49	1.59
34	BA	1663	U	O3'-P	-10.13	1.49	1.61
35	BB	1217	C	O3'-P	-10.13	1.49	1.61
36	BC	52	A	O3'-P	-10.13	1.49	1.61
38	BE	158	U	O3'-P	-10.12	1.49	1.61
34	BA	1696	G	C3'-C2'	-10.12	1.41	1.52
37	BD	6	C	O3'-P	-10.12	1.49	1.61
37	BD	78	C	C2-N3	-10.12	1.27	1.35
85	AA	95	U	C2-N3	-10.12	1.30	1.37
34	BA	322	U	O3'-P	-10.12	1.49	1.61
34	BA	415	C	P-O5'	-10.12	1.49	1.59
34	BA	1694	C	P-O5'	-10.12	1.49	1.59
34	BA	1706	A	N3-C4	-10.12	1.28	1.34
35	BB	1151	A	O3'-P	-10.12	1.49	1.61
40	BG	25	G	C2'-C1'	-10.12	1.42	1.53
41	BH	33	G	C1'-N9	-10.12	1.32	1.46
85	AA	618	A	C2'-C1'	-10.12	1.42	1.53

Continued on next page...

Continued from previous page...

Mol	Chain	Res	Type	Atoms	Z	Observed(Å)	Ideal(Å)
85	AA	1979	A	O3'-P	-10.12	1.49	1.61
34	BA	42	A	O3'-P	-10.12	1.49	1.61
38	BE	60	C	C2-N3	-10.12	1.27	1.35
85	AA	535	G	N9-C4	-10.12	1.29	1.38
85	AA	572	G	C2'-C1'	-10.12	1.42	1.53
34	BA	772	G	N9-C8	-10.11	1.30	1.37
40	BG	59	G	P-O5'	-10.11	1.49	1.59
85	AA	675	A	O3'-P	-10.11	1.49	1.61
85	AA	1671	G	O3'-P	-10.11	1.49	1.61
85	AA	396	U	O3'-P	-10.11	1.49	1.61
85	AA	2228	G	C2'-C1'	-10.11	1.42	1.53
40	BG	58	G	C4'-C3'	-10.11	1.42	1.53
85	AA	373	G	O3'-P	-10.11	1.49	1.61
85	AA	2129	U	C2'-C1'	-10.11	1.42	1.53
36	BC	17	U	C3'-C2'	-10.11	1.41	1.52
85	AA	1673	A	P-O5'	-10.11	1.49	1.59
85	AA	2213	A	C2'-C1'	-10.11	1.42	1.53
34	BA	1088	G	N9-C4	-10.11	1.29	1.38
85	AA	1890	C	C2'-C1'	-10.11	1.42	1.53
35	BB	434	A	N9-C4	-10.11	1.31	1.37
38	BE	130	G	P-O5'	-10.11	1.49	1.59
34	BA	49	A	O3'-P	-10.10	1.49	1.61
34	BA	543	A	C2'-C1'	-10.10	1.42	1.53
34	BA	912	G	P-O5'	-10.10	1.49	1.59
34	BA	1441	C	O3'-P	-10.10	1.49	1.61
34	BA	1594	G	C2'-C1'	-10.10	1.42	1.53
36	BC	130	U	P-O5'	-10.10	1.49	1.59
34	BA	62	A	O3'-P	-10.10	1.49	1.61
34	BA	894	G	C2-N2	-10.10	1.24	1.34
34	BA	1092	U	P-O5'	-10.10	1.49	1.59
35	BB	1443	C	C2'-C1'	-10.10	1.42	1.53
38	BE	116	U	P-O5'	-10.10	1.49	1.59
40	BG	70	C	C2-N3	-10.10	1.27	1.35
85	AA	1125	G	C1'-N9	-10.10	1.32	1.46
34	BA	277	A	P-O5'	-10.10	1.49	1.59
34	BA	1518	A	C1'-N9	-10.10	1.32	1.46
35	BB	642	G	C6-N1	-10.10	1.32	1.39
35	BB	1401	G	P-O5'	-10.10	1.49	1.59
35	BB	587	A	C2'-C1'	-10.09	1.42	1.53
85	AA	1217	U	C2'-C1'	-10.09	1.42	1.53
35	BB	1170	U	P-O5'	-10.09	1.49	1.59
38	BE	94	U	C3'-C2'	-10.09	1.41	1.52

Continued on next page...

Continued from previous page...

Mol	Chain	Res	Type	Atoms	Z	Observed(Å)	Ideal(Å)
34	BA	83	G	N7-C5	-10.09	1.33	1.39
34	BA	1462	U	C3'-C2'	-10.09	1.41	1.52
85	AA	1506	U	O3'-P	-10.09	1.49	1.61
34	BA	366	G	C6-N1	-10.09	1.32	1.39
34	BA	909	G	C4'-C3'	-10.09	1.42	1.53
85	AA	1586	C	C3'-C2'	-10.09	1.41	1.52
35	BB	1015	U	C2'-C1'	-10.09	1.42	1.53
38	BE	27	A	C2'-C1'	-10.09	1.42	1.53
34	BA	1011	G	C2-N3	-10.08	1.24	1.32
35	BB	1507	U	O3'-P	-10.08	1.49	1.61
34	BA	386	A	N7-C5	-10.08	1.33	1.39
34	BA	98	A	C2'-C1'	-10.08	1.42	1.53
34	BA	1253	G	C6-N1	-10.08	1.32	1.39
34	BA	1676	A	C2'-C1'	-10.08	1.42	1.53
85	AA	131	C	P-O5'	-10.08	1.49	1.59
85	AA	579	U	C2'-C1'	-10.08	1.42	1.53
85	AA	817	G	O3'-P	-10.07	1.49	1.61
34	BA	84	U	P-O5'	-10.07	1.49	1.59
36	BC	166	G	P-O5'	-10.07	1.49	1.59
85	AA	1001	G	P-O5'	-10.07	1.49	1.59
34	BA	742	C	C2-N3	-10.07	1.27	1.35
34	BA	1837	U	P-O5'	-10.07	1.49	1.59
38	BE	87	U	P-O5'	-10.07	1.49	1.59
85	AA	2037	A	N9-C4	-10.07	1.31	1.37
34	BA	106	U	O3'-P	-10.07	1.49	1.61
34	BA	269	G	N3-C4	-10.07	1.28	1.35
34	BA	860	G	O3'-P	-10.07	1.49	1.61
35	BB	489	A	N9-C4	-10.07	1.31	1.37
35	BB	1342	C	C2'-C1'	-10.07	1.42	1.53
35	BB	698	C	O3'-P	-10.07	1.49	1.61
85	AA	1211	C	C2'-C1'	-10.07	1.42	1.53
34	BA	132	U	C2'-C1'	-10.06	1.42	1.53
34	BA	748	C	C3'-C2'	-10.06	1.41	1.52
34	BA	1789	A	N9-C4	-10.06	1.31	1.37
39	BF	34	C	C2'-C1'	-10.06	1.42	1.53
85	AA	107	A	N9-C8	-10.06	1.29	1.37
34	BA	1463	U	O3'-P	-10.06	1.49	1.61
36	BC	31	A	N9-C4	-10.06	1.31	1.37
85	AA	2204	A	C2'-C1'	-10.06	1.42	1.53
85	AA	2149	C	P-O5'	-10.06	1.49	1.59
34	BA	1572	G	O3'-P	-10.05	1.49	1.61
35	BB	85	A	N9-C4	-10.06	1.31	1.37

Continued on next page...

Continued from previous page...

Mol	Chain	Res	Type	Atoms	Z	Observed(Å)	Ideal(Å)
85	AA	2108	C	C2'-C1'	-10.06	1.42	1.53
34	BA	1164	C	C2'-C1'	-10.05	1.42	1.53
34	BA	1519	G	P-O5'	-10.05	1.49	1.59
35	BB	416	U	C3'-C2'	-10.05	1.41	1.52
85	AA	1461	A	P-O5'	-10.05	1.49	1.59
34	BA	784	C	C2'-C1'	-10.05	1.42	1.53
35	BB	1214	U	O3'-P	-10.05	1.49	1.61
34	BA	1501	U	C2-N3	-10.05	1.30	1.37
35	BB	680	A	C3'-C2'	-10.05	1.41	1.52
35	BB	1470	G	C5'-C4'	10.05	1.63	1.51
34	BA	926	A	C3'-C2'	-10.05	1.41	1.52
41	BH	118	U	O3'-P	-10.05	1.49	1.61
85	AA	366	A	O3'-P	-10.05	1.49	1.61
85	AA	1495	G	C3'-C2'	-10.05	1.41	1.52
34	BA	436	U	O3'-P	-10.05	1.49	1.61
85	AA	705	G	C3'-C2'	-10.05	1.41	1.52
34	BA	420	A	P-O5'	-10.04	1.49	1.59
34	BA	790	G	O3'-P	-10.04	1.49	1.61
35	BB	1205	A	N7-C5	-10.04	1.33	1.39
35	BB	542	A	O3'-P	-10.04	1.49	1.61
35	BB	1181	A	C1'-N9	-10.04	1.32	1.46
85	AA	398	U	P-O5'	-10.04	1.49	1.59
85	AA	690	G	P-O5'	-10.04	1.49	1.59
85	AA	1921	G	N9-C4	10.04	1.46	1.38
34	BA	1817	G	O3'-P	-10.03	1.49	1.61
35	BB	15	C	P-O5'	-10.03	1.49	1.59
85	AA	2180	C	O3'-P	-10.03	1.49	1.61
34	BA	292	C	C2'-C1'	-10.03	1.42	1.53
34	BA	1454	G	C2'-C1'	-10.03	1.42	1.53
37	BD	11	A	O3'-P	-10.03	1.49	1.61
85	AA	90	A	N9-C4	-10.03	1.31	1.37
34	BA	357	A	C2'-C1'	-10.03	1.42	1.53
34	BA	400	A	C3'-C2'	-10.03	1.41	1.52
34	BA	532	C	C2'-C1'	-10.03	1.42	1.53
34	BA	605	G	C6-N1	-10.03	1.32	1.39
34	BA	744	G	C2'-C1'	-10.03	1.42	1.53
35	BB	1099	U	C2-N3	-10.03	1.30	1.37
36	BC	123	G	N9-C4	-10.03	1.29	1.38
35	BB	999	G	C2'-C1'	-10.03	1.42	1.53
85	AA	84	C	P-O5'	-10.03	1.49	1.59
85	AA	196	U	C2-N3	-10.03	1.30	1.37
34	BA	681	G	P-O5'	-10.02	1.49	1.59

Continued on next page...

Continued from previous page...

Mol	Chain	Res	Type	Atoms	Z	Observed(Å)	Ideal(Å)
34	BA	944	G	O3'-P	-10.02	1.49	1.61
36	BC	168	C	O3'-P	-10.02	1.49	1.61
34	BA	1585	A	O3'-P	-10.02	1.49	1.61
35	BB	137	A	N9-C4	-10.02	1.31	1.37
85	AA	1118	U	C2-N3	-10.02	1.30	1.37
34	BA	366	G	O3'-P	-10.02	1.49	1.61
34	BA	917	C	P-O5'	-10.02	1.49	1.59
34	BA	245	U	P-O5'	-10.02	1.49	1.59
34	BA	1174	A	O3'-P	-10.02	1.49	1.61
34	BA	1259	C	P-O5'	-10.02	1.49	1.59
34	BA	1676	A	C1'-N9	-10.02	1.32	1.46
35	BB	813	C	P-O5'	-10.02	1.49	1.59
39	BF	32	G	N7-C5	-10.02	1.33	1.39
34	BA	1690	U	P-O5'	-10.01	1.49	1.59
35	BB	489	A	N3-C4	-10.01	1.28	1.34
85	AA	737	G	P-O5'	-10.01	1.49	1.59
85	AA	1699	A	O3'-P	-10.01	1.49	1.61
34	BA	1585	A	C1'-N9	-10.01	1.32	1.46
40	BG	26	G	P-O5'	-10.01	1.49	1.59
34	BA	370	U	C2-N3	-10.00	1.30	1.37
35	BB	64	U	O3'-P	-10.00	1.49	1.61
36	BC	14	G	P-O5'	-10.00	1.49	1.59
36	BC	152	C	N1-C2	-10.00	1.30	1.40
37	BD	98	G	N9-C4	-10.00	1.29	1.38
85	AA	2176	U	O3'-P	-10.00	1.49	1.61
36	BC	153	C	P-O5'	-10.00	1.49	1.59
38	BE	104	G	C6-N1	-10.00	1.32	1.39
85	AA	120	C	P-O5'	-10.00	1.49	1.59
34	BA	9	A	O3'-P	-10.00	1.49	1.61
34	BA	691	A	N9-C4	-10.00	1.31	1.37
85	AA	1563	U	P-O5'	-10.00	1.49	1.59
35	BB	1423	U	C2'-C1'	-9.99	1.42	1.53
85	AA	2218	G	C1'-N9	-9.99	1.32	1.46
34	BA	1293	A	P-O5'	-9.99	1.49	1.59
85	AA	474	C	C3'-C2'	-9.99	1.41	1.52
34	BA	471	U	C4'-C3'	-9.99	1.42	1.53
34	BA	1820	G	N9-C4	-9.99	1.29	1.38
34	BA	1506	C	C3'-C2'	-9.99	1.41	1.52
40	BG	94	G	P-O5'	-9.99	1.49	1.59
41	BH	11	C	O3'-P	-9.99	1.49	1.61
85	AA	1125	G	C2'-C1'	-9.99	1.42	1.53
34	BA	963	G	C2'-C1'	-9.98	1.42	1.53

Continued on next page...

Continued from previous page...

Mol	Chain	Res	Type	Atoms	Z	Observed(Å)	Ideal(Å)
34	BA	1310	C	P-O5'	-9.98	1.49	1.59
34	BA	1808	A	N9-C4	-9.98	1.31	1.37
35	BB	491	A	C3'-C2'	-9.98	1.41	1.52
35	BB	428	G	C2'-C1'	-9.98	1.42	1.53
34	BA	1795	A	C1'-N9	-9.98	1.32	1.46
85	AA	568	C	P-O5'	-9.98	1.49	1.59
35	BB	118	A	P-O5'	-9.98	1.49	1.59
37	BD	74	A	P-O5'	-9.98	1.49	1.59
85	AA	1216	A	C3'-C2'	-9.98	1.41	1.52
34	BA	1700	C	O3'-P	-9.98	1.49	1.61
85	AA	1136	A	C2'-C1'	-9.98	1.42	1.53
34	BA	1106	A	N9-C4	-9.97	1.31	1.37
34	BA	981	A	O3'-P	-9.97	1.49	1.61
34	BA	1559	C	O3'-P	-9.97	1.49	1.61
35	BB	136	A	O3'-P	-9.97	1.49	1.61
35	BB	662	G	C1'-N9	-9.97	1.32	1.46
85	AA	481	A	N9-C4	-9.97	1.31	1.37
85	AA	1676	G	N9-C4	-9.97	1.29	1.38
86	AB	66	U	O3'-P	-9.97	1.49	1.61
34	BA	89	G	N9-C4	-9.97	1.29	1.38
85	AA	2100	A	C2'-C1'	-9.97	1.42	1.53
34	BA	1165	A	P-O5'	-9.97	1.49	1.59
35	BB	1229	A	N9-C4	-9.97	1.31	1.37
85	AA	542	G	C2'-C1'	-9.97	1.42	1.53
85	AA	644	A	P-O5'	-9.97	1.49	1.59
85	AA	1104	G	O3'-P	-9.97	1.49	1.61
34	BA	1529	G	P-O5'	-9.97	1.49	1.59
35	BB	5	A	C6-N1	-9.97	1.28	1.35
35	BB	6	A	C2'-C1'	-9.97	1.42	1.53
85	AA	517	A	N9-C4	-9.97	1.31	1.37
35	BB	1445	A	O3'-P	-9.97	1.49	1.61
38	BE	26	G	N9-C4	-9.97	1.29	1.38
34	BA	340	U	C2-N3	-9.97	1.30	1.37
34	BA	889	U	P-O5'	-9.96	1.49	1.59
34	BA	1609	U	C3'-C2'	-9.97	1.41	1.52
34	BA	1568	A	N9-C4	-9.96	1.31	1.37
34	BA	1592	U	C2-N3	-9.96	1.30	1.37
36	BC	18	G	N3-C4	-9.97	1.28	1.35
41	BH	22	A	O3'-P	-9.97	1.49	1.61
37	BD	16	U	C2-N3	-9.96	1.30	1.37
85	AA	902	A	P-O5'	-9.96	1.49	1.59
85	AA	1458	G	C6-N1	-9.96	1.32	1.39

Continued on next page...

Continued from previous page...

Mol	Chain	Res	Type	Atoms	Z	Observed(Å)	Ideal(Å)
85	AA	2022	A	C6-N1	-9.96	1.28	1.35
34	BA	35	U	C3'-C2'	-9.96	1.41	1.52
35	BB	564	U	P-O5'	-9.96	1.49	1.59
38	BE	171	U	O3'-P	-9.96	1.49	1.61
85	AA	447	C	C2'-C1'	-9.96	1.42	1.53
85	AA	1967	A	O3'-P	-9.96	1.49	1.61
35	BB	504	C	O3'-P	-9.96	1.49	1.61
35	BB	436	G	P-O5'	-9.95	1.49	1.59
41	BH	19	G	O3'-P	-9.96	1.49	1.61
34	BA	281	C	C2-N3	-9.95	1.27	1.35
85	AA	921	C	P-O5'	-9.95	1.49	1.59
34	BA	371	U	P-O5'	-9.95	1.49	1.59
34	BA	1475	G	C2'-C1'	-9.95	1.42	1.53
85	AA	2170	G	P-O5'	-9.95	1.49	1.59
34	BA	60	A	P-O5'	-9.95	1.49	1.59
35	BB	368	C	C2'-C1'	-9.95	1.42	1.53
34	BA	888	G	O3'-P	-9.95	1.49	1.61
41	BH	21	G	C2'-C1'	-9.95	1.42	1.53
34	BA	1256	A	C1'-N9	-9.94	1.32	1.46
85	AA	161	A	O3'-P	-9.95	1.49	1.61
34	BA	141	G	C2-N2	-9.94	1.24	1.34
34	BA	1451	A	C4'-C3'	-9.94	1.42	1.53
34	BA	1583	A	C1'-N9	-9.94	1.32	1.46
35	BB	490	G	N9-C4	-9.94	1.29	1.38
40	BG	79	U	C2'-C1'	-9.94	1.42	1.53
41	BH	104	U	O3'-P	-9.94	1.49	1.61
85	AA	1496	U	C2-N3	-9.94	1.30	1.37
85	AA	2039	G	O3'-P	-9.94	1.49	1.61
34	BA	1169	A	P-O5'	-9.94	1.49	1.59
41	BH	18	C	P-O5'	-9.94	1.49	1.59
34	BA	1245	C	O3'-P	-9.94	1.49	1.61
41	BH	109	G	C4'-C3'	-9.94	1.42	1.53
35	BB	13	A	P-O5'	-9.93	1.49	1.59
85	AA	456	A	C5-C4	-9.93	1.31	1.38
36	BC	3	C	O3'-P	-9.93	1.49	1.61
85	AA	972	G	C5'-C4'	9.93	1.63	1.51
38	BE	67	A	P-O5'	-9.93	1.49	1.59
34	BA	965	A	N9-C4	-9.93	1.31	1.37
34	BA	1278	A	O3'-P	-9.93	1.49	1.61
35	BB	397	C	O3'-P	-9.93	1.49	1.61
35	BB	574	G	P-O5'	-9.93	1.49	1.59
35	BB	1186	A	C3'-C2'	-9.93	1.41	1.52

Continued on next page...

Continued from previous page...

Mol	Chain	Res	Type	Atoms	Z	Observed(Å)	Ideal(Å)
37	BD	42	A	P-O5'	-9.93	1.49	1.59
38	BE	124	G	C1'-N9	-9.93	1.32	1.46
34	BA	49	A	N7-C5	-9.93	1.33	1.39
34	BA	158	U	P-O5'	-9.93	1.49	1.59
34	BA	1557	G	C6-N1	-9.93	1.32	1.39
85	AA	161	A	C2'-C1'	-9.93	1.42	1.53
85	AA	1544	G	C1'-N9	-9.93	1.32	1.46
34	BA	480	G	O3'-P	-9.92	1.49	1.61
85	AA	1821	C	P-O5'	-9.92	1.49	1.59
34	BA	799	A	N9-C4	-9.92	1.31	1.37
34	BA	900	A	C5-C4	-9.92	1.31	1.38
34	BA	1808	A	O3'-P	-9.92	1.49	1.61
34	BA	882	G	C2'-C1'	-9.92	1.42	1.53
34	BA	1801	G	C2'-C1'	-9.92	1.42	1.53
35	BB	50	A	N9-C4	-9.92	1.31	1.37
85	AA	913	U	P-O5'	-9.92	1.49	1.59
34	BA	971	G	C1'-N9	-9.91	1.32	1.46
35	BB	1062	G	P-O5'	-9.91	1.49	1.59
34	BA	82	A	O3'-P	-9.91	1.49	1.61
34	BA	1532	G	C6-N1	-9.91	1.32	1.39
35	BB	618	U	C3'-C2'	-9.91	1.41	1.52
35	BB	1321	G	O3'-P	-9.91	1.49	1.61
85	AA	64	A	P-O5'	-9.91	1.49	1.59
85	AA	2232	A	P-O5'	-9.91	1.49	1.59
36	BC	138	C	P-O5'	-9.91	1.49	1.59
38	BE	123	A	C8-N7	-9.91	1.24	1.31
35	BB	43	G	N9-C4	-9.91	1.30	1.38
41	BH	13	C	C2'-C1'	-9.91	1.42	1.53
34	BA	397	A	C1'-N9	-9.91	1.32	1.46
35	BB	2	C	C4'-C3'	-9.91	1.42	1.53
34	BA	718	U	P-O5'	-9.90	1.49	1.59
34	BA	760	G	P-O5'	-9.90	1.49	1.59
35	BB	673	C	P-O5'	-9.90	1.49	1.59
35	BB	1097	U	P-O5'	-9.90	1.49	1.59
85	AA	1430	A	P-O5'	-9.90	1.49	1.59
34	BA	904	G	C1'-N9	-9.90	1.32	1.46
34	BA	1578	A	C1'-N9	-9.90	1.32	1.46
35	BB	1396	G	N9-C4	-9.90	1.30	1.38
35	BB	1409	G	P-O5'	-9.90	1.49	1.59
40	BG	33	G	C3'-C2'	-9.90	1.41	1.52
36	BC	106	G	C6-N1	-9.90	1.32	1.39
41	BH	37	U	P-O5'	-9.90	1.49	1.59

Continued on next page...

Continued from previous page...

Mol	Chain	Res	Type	Atoms	Z	Observed(Å)	Ideal(Å)
85	AA	1252	A	C2'-C1'	-9.90	1.42	1.53
34	BA	428	C	O3'-P	-9.90	1.49	1.61
34	BA	669	U	P-O5'	-9.90	1.49	1.59
37	BD	57	C	P-O5'	-9.90	1.49	1.59
40	BG	112	C	O3'-P	-9.90	1.49	1.61
38	BE	13	A	O3'-P	-9.90	1.49	1.61
85	AA	702	G	N9-C4	-9.90	1.30	1.38
85	AA	1212	C	P-O5'	-9.90	1.49	1.59
34	BA	504	A	C2'-C1'	-9.89	1.42	1.53
35	BB	40	C	O3'-P	-9.89	1.49	1.61
35	BB	1364	C	P-O5'	-9.89	1.49	1.59
34	BA	658	C	P-O5'	-9.89	1.49	1.59
35	BB	778	A	C1'-N9	-9.89	1.32	1.46
85	AA	487	G	P-O5'	-9.89	1.49	1.59
36	BC	12	A	P-O5'	-9.89	1.49	1.59
40	BG	67	A	O3'-P	-9.89	1.49	1.61
40	BG	128	U	C1'-N1	-9.89	1.33	1.46
85	AA	995	G	C2'-C1'	-9.89	1.42	1.53
35	BB	465	C	P-O5'	-9.89	1.49	1.59
38	BE	49	A	O3'-P	-9.89	1.49	1.61
40	BG	75	C	P-O5'	-9.89	1.49	1.59
35	BB	782	A	O3'-P	-9.88	1.49	1.61
85	AA	480	U	O3'-P	-9.89	1.49	1.61
34	BA	348	U	O3'-P	-9.88	1.49	1.61
41	BH	103	C	C2'-C1'	-9.88	1.42	1.53
34	BA	1698	C	O3'-P	-9.88	1.49	1.61
35	BB	387	G	N7-C5	-9.88	1.33	1.39
85	AA	2113	U	P-O5'	-9.88	1.49	1.59
85	AA	554	A	P-O5'	-9.88	1.49	1.59
85	AA	1368	G	P-O5'	-9.88	1.49	1.59
34	BA	1061	A	N9-C4	-9.88	1.31	1.37
34	BA	1478	G	O3'-P	-9.88	1.49	1.61
34	BA	1597	G	C2'-C1'	-9.88	1.42	1.53
35	BB	1401	G	C8-N7	-9.88	1.25	1.30
35	BB	1430	G	C1'-N9	-9.88	1.33	1.46
34	BA	726	G	C6-N1	-9.88	1.32	1.39
34	BA	1607	U	C3'-C2'	-9.88	1.41	1.52
35	BB	1034	U	O3'-P	-9.87	1.49	1.61
85	AA	1243	G	C2'-C1'	-9.88	1.42	1.53
34	BA	749	G	O3'-P	-9.87	1.49	1.61
37	BD	75	G	N3-C4	-9.87	1.28	1.35
35	BB	1087	A	N9-C4	-9.87	1.31	1.37

Continued on next page...

Continued from previous page...

Mol	Chain	Res	Type	Atoms	Z	Observed(Å)	Ideal(Å)
85	AA	800	A	N3-C4	-9.87	1.28	1.34
34	BA	180	G	N9-C4	9.87	1.45	1.38
35	BB	1418	C	P-O5'	-9.87	1.49	1.59
41	BH	31	A	N9-C4	-9.87	1.31	1.37
34	BA	1030	C	O3'-P	-9.87	1.49	1.61
85	AA	623	G	P-O5'	-9.87	1.49	1.59
85	AA	1105	G	C2-N2	-9.87	1.24	1.34
34	BA	675	C	P-O5'	-9.86	1.49	1.59
35	BB	1179	C	O3'-P	-9.87	1.49	1.61
40	BG	9	G	P-O5'	-9.86	1.49	1.59
34	BA	83	G	O3'-P	-9.86	1.49	1.61
34	BA	1189	A	N7-C5	-9.86	1.33	1.39
35	BB	117	A	N9-C4	-9.86	1.31	1.37
35	BB	779	C	O3'-P	-9.86	1.49	1.61
85	AA	303	A	C5'-C4'	9.86	1.63	1.51
85	AA	830	A	N9-C4	-9.86	1.31	1.37
34	BA	100	A	N9-C4	-9.86	1.31	1.37
34	BA	1544	G	P-O5'	-9.86	1.49	1.59
35	BB	1161	G	N9-C4	-9.86	1.30	1.38
34	BA	1557	G	N7-C5	-9.86	1.33	1.39
34	BA	1814	U	O3'-P	-9.86	1.49	1.61
40	BG	161	C	O3'-P	-9.86	1.49	1.61
34	BA	518	C	O3'-P	-9.85	1.49	1.61
34	BA	1672	C	P-O5'	-9.85	1.49	1.59
35	BB	557	C	P-O5'	-9.85	1.49	1.59
35	BB	1139	A	O3'-P	-9.85	1.49	1.61
38	BE	173	G	N9-C4	-9.85	1.30	1.38
85	AA	93	G	P-O5'	-9.85	1.49	1.59
85	AA	1275	A	C2'-C1'	-9.85	1.42	1.53
85	AA	270	A	C2'-C1'	-9.85	1.42	1.53
34	BA	487	A	N9-C4	-9.85	1.31	1.37
34	BA	1228	G	P-O5'	-9.85	1.50	1.59
35	BB	1157	G	P-O5'	-9.85	1.50	1.59
85	AA	1663	U	P-O5'	-9.85	1.50	1.59
34	BA	99	G	P-O5'	-9.85	1.50	1.59
34	BA	1003	A	N9-C4	-9.85	1.31	1.37
34	BA	76	U	O3'-P	-9.85	1.49	1.61
34	BA	335	C	O3'-P	-9.85	1.49	1.61
35	BB	1412	U	P-O5'	-9.85	1.50	1.59
85	AA	1867	G	P-O5'	-9.85	1.50	1.59
34	BA	1681	U	O3'-P	-9.84	1.49	1.61
35	BB	1036	G	C3'-C2'	-9.84	1.42	1.52

Continued on next page...

Continued from previous page...

Mol	Chain	Res	Type	Atoms	Z	Observed(Å)	Ideal(Å)
36	BC	91	G	O3'-P	-9.84	1.49	1.61
41	BH	127	A	C2'-C1'	-9.84	1.42	1.53
85	AA	363	A	C2'-C1'	-9.84	1.42	1.53
85	AA	1464	G	P-O5'	-9.84	1.50	1.59
34	BA	173	U	P-O5'	-9.84	1.50	1.59
34	BA	467	A	P-O5'	-9.84	1.50	1.59
38	BE	20	C	C4-N4	-9.84	1.25	1.33
37	BD	72	U	P-O5'	-9.84	1.50	1.59
34	BA	84	U	O3'-P	-9.84	1.49	1.61
34	BA	1526	C	P-O5'	-9.84	1.50	1.59
38	BE	62	C	P-O5'	-9.84	1.50	1.59
38	BE	136	G	C4'-O4'	-9.84	1.32	1.45
85	AA	744	C	C2-N3	-9.84	1.27	1.35
85	AA	769	C	O3'-P	-9.84	1.49	1.61
34	BA	800	G	C1'-N9	-9.83	1.33	1.46
34	BA	826	C	P-O5'	-9.83	1.50	1.59
34	BA	1688	G	N9-C4	-9.83	1.30	1.38
85	AA	152	A	P-O5'	-9.83	1.50	1.59
85	AA	1963	G	N7-C5	-9.83	1.33	1.39
36	BC	9	G	P-O5'	-9.83	1.50	1.59
85	AA	2142	A	C2'-C1'	-9.83	1.42	1.53
34	BA	1582	C	P-O5'	-9.82	1.50	1.59
34	BA	992	A	C2'-C1'	-9.82	1.42	1.53
35	BB	112	G	P-O5'	-9.82	1.50	1.59
35	BB	1060	U	P-O5'	-9.82	1.50	1.59
85	AA	485	A	C2'-C1'	-9.82	1.42	1.53
85	AA	1093	C	P-O5'	-9.82	1.50	1.59
85	AA	1950	G	P-O5'	-9.82	1.50	1.59
34	BA	1252	G	C1'-N9	-9.82	1.33	1.46
34	BA	1283	U	P-O5'	-9.82	1.50	1.59
35	BB	1154	C	O3'-P	-9.82	1.49	1.61
40	BG	99	A	N9-C4	-9.82	1.31	1.37
34	BA	954	U	C2-N3	-9.81	1.30	1.37
38	BE	134	A	P-O5'	-9.81	1.50	1.59
40	BG	94	G	C2'-C1'	-9.81	1.42	1.53
40	BG	52	A	O3'-P	-9.81	1.49	1.61
85	AA	387	U	O3'-P	-9.81	1.49	1.61
85	AA	420	C	C2-N3	-9.81	1.27	1.35
85	AA	486	G	P-O5'	-9.81	1.50	1.59
34	BA	1475	G	C1'-N9	-9.81	1.33	1.46
34	BA	1590	G	C6-N1	-9.81	1.32	1.39
85	AA	506	G	N9-C4	-9.81	1.30	1.38

Continued on next page...

Continued from previous page...

Mol	Chain	Res	Type	Atoms	Z	Observed(Å)	Ideal(Å)
34	BA	1562	G	O3'-P	-9.80	1.49	1.61
34	BA	1158	A	N7-C5	-9.80	1.33	1.39
34	BA	1429	A	O3'-P	-9.80	1.49	1.61
35	BB	578	G	P-O5'	-9.80	1.50	1.59
41	BH	41	A	P-O5'	-9.80	1.50	1.59
85	AA	674	U	C3'-C2'	-9.80	1.42	1.52
85	AA	916	A	O3'-P	-9.80	1.49	1.61
85	AA	1139	G	C2'-C1'	-9.80	1.42	1.53
34	BA	1581	G	C6-N1	-9.80	1.32	1.39
34	BA	1455	C	O3'-P	-9.80	1.49	1.61
85	AA	584	G	N7-C5	-9.80	1.33	1.39
85	AA	1828	C	O3'-P	-9.80	1.49	1.61
34	BA	1135	U	P-O5'	-9.80	1.50	1.59
34	BA	440	A	P-O5'	-9.80	1.50	1.59
34	BA	1443	U	C2-N3	-9.80	1.30	1.37
35	BB	991	C	P-O5'	-9.80	1.50	1.59
40	BG	84	U	P-O5'	-9.80	1.50	1.59
85	AA	898	A	P-O5'	-9.80	1.50	1.59
85	AA	1197	U	N3-C4	-9.80	1.29	1.38
85	AA	2184	A	O3'-P	-9.80	1.49	1.61
34	BA	272	A	C1'-N9	-9.80	1.33	1.46
34	BA	327	G	O3'-P	-9.80	1.49	1.61
85	AA	90	A	P-O5'	-9.79	1.50	1.59
85	AA	411	U	P-O5'	-9.79	1.50	1.59
34	BA	440	A	N7-C5	-9.79	1.33	1.39
34	BA	670	U	C2'-C1'	-9.79	1.42	1.53
40	BG	41	U	C2-N3	-9.79	1.30	1.37
85	AA	1434	U	P-O5'	-9.79	1.50	1.59
34	BA	478	G	N7-C5	-9.79	1.33	1.39
35	BB	135	C	O3'-P	-9.79	1.49	1.61
85	AA	397	G	N9-C4	-9.79	1.30	1.38
34	BA	1646	U	O3'-P	-9.79	1.49	1.61
35	BB	73	G	N7-C5	-9.79	1.33	1.39
34	BA	1191	C	C2'-C1'	-9.79	1.42	1.53
35	BB	868	C	C2'-C1'	-9.78	1.42	1.53
40	BG	112	C	C3'-C2'	-9.79	1.42	1.52
85	AA	20	G	P-O5'	-9.78	1.50	1.59
85	AA	1565	G	P-O5'	-9.79	1.50	1.59
34	BA	449	G	C3'-C2'	-9.78	1.42	1.52
34	BA	749	G	C3'-C2'	-9.78	1.42	1.52
35	BB	1203	C	C2'-C1'	-9.78	1.42	1.53
85	AA	425	G	O3'-P	-9.78	1.49	1.61

Continued on next page...

Continued from previous page...

Mol	Chain	Res	Type	Atoms	Z	Observed(Å)	Ideal(Å)
85	AA	792	A	N7-C5	-9.78	1.33	1.39
34	BA	30	A	C3'-C2'	-9.78	1.42	1.52
85	AA	1214	C	O3'-P	-9.78	1.49	1.61
34	BA	1826	C	P-O5'	-9.78	1.50	1.59
35	BB	1202	G	C2'-C1'	-9.78	1.42	1.53
36	BC	150	U	O3'-P	-9.78	1.49	1.61
36	BC	8	C	P-O5'	-9.78	1.50	1.59
34	BA	1164	C	P-O5'	-9.78	1.50	1.59
85	AA	385	A	C2'-C1'	-9.77	1.42	1.53
34	BA	1162	U	P-O5'	-9.77	1.50	1.59
85	AA	2139	G	N7-C5	-9.77	1.33	1.39
34	BA	939	C	C3'-C2'	-9.77	1.42	1.52
37	BD	64	A	P-O5'	-9.77	1.50	1.59
85	AA	2177	C	O3'-P	-9.77	1.49	1.61
85	AA	1541	G	C4'-C3'	-9.77	1.42	1.53
35	BB	95	A	N7-C5	-9.77	1.33	1.39
35	BB	1098	G	P-O5'	-9.77	1.50	1.59
37	BD	44	U	P-O5'	-9.77	1.50	1.59
38	BE	27	A	N9-C4	-9.77	1.31	1.37
34	BA	374	U	C2-N3	-9.76	1.30	1.37
34	BA	1559	C	C2-N3	-9.76	1.27	1.35
35	BB	1405	G	C1'-N9	-9.76	1.33	1.46
37	BD	67	C	O3'-P	-9.76	1.49	1.61
85	AA	644	A	O3'-P	-9.76	1.49	1.61
35	BB	1291	G	C1'-N9	-9.76	1.33	1.46
35	BB	1466	A	C2'-C1'	-9.76	1.42	1.53
37	BD	105	G	N7-C5	-9.76	1.33	1.39
38	BE	146	U	P-O5'	-9.76	1.50	1.59
34	BA	266	G	N1-C2	-9.76	1.29	1.37
34	BA	409	A	O3'-P	-9.76	1.49	1.61
35	BB	1070	G	N9-C8	-9.76	1.31	1.37
38	BE	204	U	O3'-P	-9.76	1.49	1.61
41	BH	109	G	N9-C4	-9.76	1.30	1.38
34	BA	407	A	P-O5'	-9.75	1.50	1.59
40	BG	126	G	O3'-P	-9.75	1.49	1.61
34	BA	232	U	C5'-C4'	9.75	1.63	1.51
85	AA	474	C	O3'-P	-9.75	1.49	1.61
34	BA	322	U	C2-N3	-9.75	1.30	1.37
34	BA	427	G	O3'-P	-9.75	1.49	1.61
34	BA	1016	A	O3'-P	-9.75	1.49	1.61
34	BA	1534	U	C2-N3	-9.75	1.30	1.37
34	BA	88	C	O3'-P	-9.75	1.49	1.61

Continued on next page...

Continued from previous page...

Mol	Chain	Res	Type	Atoms	Z	Observed(Å)	Ideal(Å)
35	BB	1107	C	O3'-P	-9.75	1.49	1.61
35	BB	1310	C	P-O5'	-9.75	1.50	1.59
40	BG	72	G	C6-N1	-9.75	1.32	1.39
40	BG	140	G	C3'-C2'	-9.75	1.42	1.52
35	BB	639	A	O3'-P	-9.74	1.49	1.61
34	BA	1332	U	C2'-C1'	-9.74	1.42	1.53
34	BA	1451	A	C2'-C1'	-9.74	1.42	1.53
35	BB	101	U	C2-N3	-9.74	1.30	1.37
40	BG	23	C	C5'-C4'	-9.74	1.39	1.51
85	AA	2036	A	C8-N7	-9.74	1.24	1.31
34	BA	754	G	P-O5'	-9.74	1.50	1.59
34	BA	1519	G	C6-N1	-9.74	1.32	1.39
34	BA	1676	A	N9-C4	-9.74	1.32	1.37
35	BB	1339	C	O3'-P	-9.74	1.49	1.61
35	BB	1487	G	P-O5'	-9.74	1.50	1.59
85	AA	681	G	O3'-P	-9.74	1.49	1.61
34	BA	331	G	O3'-P	-9.74	1.49	1.61
34	BA	1094	U	C2-N3	-9.74	1.30	1.37
35	BB	86	A	P-O5'	-9.74	1.50	1.59
35	BB	1100	C	O3'-P	-9.74	1.49	1.61
40	BG	9	G	C1'-N9	-9.74	1.33	1.46
34	BA	702	G	C3'-C2'	-9.73	1.42	1.52
38	BE	8	G	C6-N1	-9.73	1.32	1.39
41	BH	36	C	C3'-C2'	-9.73	1.42	1.52
85	AA	577	U	P-O5'	-9.73	1.50	1.59
85	AA	2075	C	O3'-P	-9.73	1.49	1.61
34	BA	69	C	O3'-P	-9.73	1.49	1.61
34	BA	431	A	O3'-P	-9.73	1.49	1.61
34	BA	880	G	O3'-P	-9.73	1.49	1.61
36	BC	69	U	C3'-C2'	-9.73	1.42	1.52
34	BA	185	A	C1'-N9	-9.73	1.33	1.46
34	BA	1843	G	C2'-C1'	-9.73	1.42	1.53
35	BB	1403	G	N9-C4	-9.73	1.30	1.38
38	BE	183	C	N1-C6	9.73	1.43	1.37
85	AA	626	G	P-O5'	-9.72	1.50	1.59
85	AA	2054	G	C2'-C1'	-9.72	1.42	1.53
34	BA	787	A	N9-C4	-9.72	1.32	1.37
34	BA	974	G	C1'-N9	-9.72	1.33	1.46
85	AA	1122	U	O3'-P	-9.72	1.49	1.61
34	BA	1554	C	P-O5'	-9.72	1.50	1.59
35	BB	1192	C	P-O5'	-9.72	1.50	1.59
34	BA	1196	C	C4'-C3'	-9.72	1.42	1.53

Continued on next page...

Continued from previous page...

Mol	Chain	Res	Type	Atoms	Z	Observed(Å)	Ideal(Å)
34	BA	1533	G	C6-N1	-9.72	1.32	1.39
34	BA	1668	C	N1-C6	-9.72	1.31	1.37
35	BB	64	U	C4'-C3'	-9.72	1.42	1.53
34	BA	783	U	P-O5'	-9.72	1.50	1.59
38	BE	66	A	N9-C4	-9.72	1.32	1.37
35	BB	27	C	C2'-C1'	-9.71	1.42	1.53
35	BB	680	A	N9-C4	-9.71	1.32	1.37
35	BB	1241	U	C2-N3	-9.71	1.30	1.37
85	AA	538	A	O3'-P	-9.71	1.49	1.61
85	AA	646	C	P-O5'	-9.71	1.50	1.59
34	BA	795	G	N9-C4	-9.71	1.30	1.38
85	AA	533	C	C2-N3	-9.71	1.27	1.35
85	AA	2085	C	O3'-P	-9.71	1.49	1.61
38	BE	204	U	C2-N3	-9.71	1.30	1.37
85	AA	156	G	C6-N1	-9.71	1.32	1.39
85	AA	994	A	C2'-C1'	-9.71	1.42	1.53
35	BB	58	G	P-O5'	-9.71	1.50	1.59
39	BF	36	G	O3'-P	-9.71	1.49	1.61
85	AA	1661	U	O3'-P	-9.71	1.49	1.61
34	BA	714	G	N9-C4	-9.71	1.30	1.38
36	BC	4	G	N9-C4	-9.71	1.30	1.38
34	BA	1064	A	P-O5'	-9.70	1.50	1.59
35	BB	434	A	O3'-P	-9.70	1.49	1.61
85	AA	185	A	N9-C4	-9.70	1.32	1.37
85	AA	509	C	O3'-P	-9.70	1.49	1.61
34	BA	135	G	C6-N1	-9.70	1.32	1.39
34	BA	168	U	P-O5'	-9.70	1.50	1.59
40	BG	73	U	C2-N3	-9.70	1.30	1.37
85	AA	2098	A	N9-C4	-9.70	1.32	1.37
34	BA	894	G	C2'-C1'	-9.70	1.42	1.53
34	BA	1811	A	N9-C4	-9.70	1.32	1.37
85	AA	317	A	N9-C4	-9.70	1.32	1.37
35	BB	72	G	C6-N1	-9.70	1.32	1.39
85	AA	928	U	C2'-C1'	-9.70	1.42	1.53
35	BB	827	U	O3'-P	-9.69	1.49	1.61
85	AA	398	U	O3'-P	-9.70	1.49	1.61
85	AA	2244	G	P-O5'	-9.69	1.50	1.59
34	BA	1192	A	P-O5'	-9.69	1.50	1.59
35	BB	1283	C	P-O5'	-9.69	1.50	1.59
85	AA	788	G	O3'-P	-9.69	1.49	1.61
34	BA	701	G	C3'-C2'	-9.69	1.42	1.52
34	BA	758	G	N7-C5	-9.69	1.33	1.39

Continued on next page...

Continued from previous page...

Mol	Chain	Res	Type	Atoms	Z	Observed(Å)	Ideal(Å)
34	BA	946	A	C1'-N9	-9.69	1.33	1.46
34	BA	1608	C	O3'-P	-9.69	1.49	1.61
35	BB	412	A	N9-C4	-9.68	1.32	1.37
85	AA	102	A	O3'-P	-9.68	1.49	1.61
35	BB	1359	G	C2'-C1'	-9.68	1.42	1.53
40	BG	28	A	C2'-C1'	-9.68	1.42	1.53
85	AA	111	A	O3'-P	-9.68	1.49	1.61
85	AA	423	G	P-O5'	-9.68	1.50	1.59
85	AA	1124	G	P-O5'	-9.68	1.50	1.59
85	AA	1678	U	C2'-C1'	-9.68	1.42	1.53
34	BA	131	A	O3'-P	-9.68	1.49	1.61
34	BA	859	G	P-O5'	-9.68	1.50	1.59
34	BA	1701	U	P-O5'	-9.68	1.50	1.59
35	BB	1330	A	N9-C4	-9.68	1.32	1.37
35	BB	439	G	O3'-P	-9.68	1.49	1.61
85	AA	1248	U	C2'-C1'	-9.68	1.42	1.53
36	BC	55	U	C3'-C2'	-9.68	1.42	1.52
38	BE	197	A	C1'-N9	-9.68	1.33	1.46
34	BA	580	U	P-O5'	-9.67	1.50	1.59
34	BA	1289	C	O3'-P	-9.67	1.49	1.61
35	BB	691	A	N9-C4	-9.67	1.32	1.37
35	BB	968	C	C2'-C1'	-9.67	1.42	1.53
34	BA	599	U	O3'-P	-9.67	1.49	1.61
85	AA	2154	C	C2'-C1'	-9.67	1.42	1.53
35	BB	382	U	P-O5'	-9.67	1.50	1.59
35	BB	450	A	N9-C4	-9.67	1.32	1.37
85	AA	658	C	P-O5'	-9.67	1.50	1.59
35	BB	1483	A	N9-C4	-9.67	1.32	1.37
40	BG	52	A	C3'-C2'	-9.67	1.42	1.52
85	AA	1142	G	P-O5'	-9.67	1.50	1.59
85	AA	1471	G	C1'-N9	-9.67	1.33	1.46
34	BA	1287	G	C2'-C1'	-9.67	1.42	1.53
35	BB	1467	A	N9-C4	-9.67	1.32	1.37
36	BC	153	C	O3'-P	-9.66	1.49	1.61
85	AA	429	G	P-O5'	-9.66	1.50	1.59
85	AA	1263	G	N7-C5	-9.66	1.33	1.39
34	BA	1208	U	O3'-P	-9.66	1.49	1.61
34	BA	1236	U	C2-N3	-9.66	1.30	1.37
34	BA	1421	A	N9-C4	-9.66	1.32	1.37
34	BA	1510	C	C3'-C2'	-9.66	1.42	1.52
85	AA	1126	G	C6-N1	-9.66	1.32	1.39
35	BB	1292	G	C6-N1	-9.66	1.32	1.39

Continued on next page...

Continued from previous page...

Mol	Chain	Res	Type	Atoms	Z	Observed(Å)	Ideal(Å)
85	AA	1645	G	P-O5'	-9.66	1.50	1.59
34	BA	154	A	P-O5'	-9.66	1.50	1.59
35	BB	1018	U	P-O5'	-9.66	1.50	1.59
34	BA	255	G	O3'-P	-9.66	1.49	1.61
34	BA	1281	U	C3'-C2'	-9.66	1.42	1.52
35	BB	867	C	C2'-C1'	-9.66	1.42	1.53
35	BB	1256	C	O3'-P	-9.66	1.49	1.61
35	BB	1480	G	C3'-C2'	-9.66	1.42	1.52
34	BA	1583	A	C2'-C1'	-9.66	1.42	1.53
35	BB	134	G	C6-N1	-9.66	1.32	1.39
35	BB	823	G	C1'-N9	-9.66	1.33	1.46
35	BB	1133	C	O3'-P	-9.66	1.49	1.61
85	AA	466	A	P-O5'	-9.66	1.50	1.59
85	AA	2218	G	C8-N7	-9.66	1.25	1.30
34	BA	388	A	N9-C4	-9.65	1.32	1.37
35	BB	484	G	O3'-P	-9.65	1.49	1.61
85	AA	250	C	N1-C6	-9.65	1.31	1.37
85	AA	547	A	P-O5'	-9.65	1.50	1.59
34	BA	932	G	C6-N1	-9.65	1.32	1.39
39	BF	41	U	P-O5'	-9.65	1.50	1.59
85	AA	707	U	O3'-P	-9.65	1.49	1.61
34	BA	1599	A	C3'-C2'	-9.65	1.42	1.52
38	BE	127	G	N1-C2	-9.65	1.30	1.37
85	AA	2177	C	C2'-C1'	-9.65	1.42	1.53
38	BE	174	U	C3'-C2'	-9.65	1.42	1.52
35	BB	778	A	N9-C4	-9.64	1.32	1.37
35	BB	1343	C	O3'-P	-9.64	1.49	1.61
85	AA	605	A	O3'-P	-9.64	1.49	1.61
85	AA	780	U	P-O5'	-9.64	1.50	1.59
34	BA	6	C	C3'-C2'	-9.64	1.42	1.52
34	BA	349	G	C2'-C1'	-9.64	1.42	1.53
34	BA	783	U	O3'-P	-9.64	1.49	1.61
35	BB	1152	U	O3'-P	-9.64	1.49	1.61
35	BB	1215	U	P-O5'	-9.64	1.50	1.59
35	BB	1308	G	P-O5'	-9.64	1.50	1.59
85	AA	1542	A	P-O5'	-9.64	1.50	1.59
35	BB	1368	A	P-O5'	-9.64	1.50	1.59
36	BC	52	A	N9-C4	-9.64	1.32	1.37
34	BA	893	U	C2'-C1'	-9.63	1.42	1.53
85	AA	477	U	C3'-C2'	-9.64	1.42	1.52
35	BB	68	G	P-O5'	-9.63	1.50	1.59
35	BB	1299	G	N9-C4	-9.63	1.30	1.38

Continued on next page...

Continued from previous page...

Mol	Chain	Res	Type	Atoms	Z	Observed(Å)	Ideal(Å)
40	BG	103	C	O3'-P	-9.63	1.49	1.61
85	AA	160	A	C1'-N9	-9.63	1.33	1.46
34	BA	1419	A	P-O5'	-9.63	1.50	1.59
35	BB	1231	U	O3'-P	-9.63	1.49	1.61
41	BH	53	C	P-O5'	-9.63	1.50	1.59
34	BA	349	G	O3'-P	-9.63	1.49	1.61
34	BA	680	C	C3'-C2'	-9.63	1.42	1.52
34	BA	1578	A	C2'-C1'	-9.63	1.42	1.53
34	BA	1812	C	O3'-P	-9.63	1.49	1.61
85	AA	1133	C	O3'-P	-9.63	1.49	1.61
34	BA	1287	G	P-O5'	-9.63	1.50	1.59
35	BB	1210	U	C2-N3	-9.63	1.31	1.37
85	AA	443	A	N9-C4	-9.63	1.32	1.37
34	BA	1333	G	C1'-N9	-9.62	1.33	1.46
35	BB	415	A	P-O5'	-9.62	1.50	1.59
34	BA	565	U	P-O5'	-9.62	1.50	1.59
34	BA	658	C	C2'-C1'	-9.62	1.42	1.53
38	BE	88	G	P-O5'	-9.62	1.50	1.59
85	AA	52	U	O3'-P	-9.62	1.49	1.61
85	AA	241	U	O3'-P	-9.62	1.49	1.61
34	BA	926	A	C5-C4	-9.62	1.32	1.38
35	BB	654	C	C1'-N1	-9.62	1.33	1.46
85	AA	1978	G	C1'-N9	-9.62	1.33	1.46
85	AA	2183	U	P-O5'	-9.62	1.50	1.59
34	BA	61	G	O3'-P	-9.62	1.49	1.61
34	BA	817	U	C3'-C2'	-9.62	1.42	1.52
35	BB	1136	G	P-O5'	-9.62	1.50	1.59
34	BA	1037	C	O3'-P	-9.61	1.49	1.61
35	BB	118	A	C1'-N9	-9.62	1.33	1.46
37	BD	80	G	P-O5'	-9.62	1.50	1.59
40	BG	166	C	O3'-P	-9.62	1.49	1.61
85	AA	726	U	P-O5'	-9.62	1.50	1.59
85	AA	2139	G	C2'-C1'	-9.62	1.42	1.53
34	BA	19	G	C1'-N9	-9.61	1.33	1.46
34	BA	1645	C	O3'-P	-9.61	1.49	1.61
35	BB	86	A	N9-C4	-9.61	1.32	1.37
36	BC	95	A	O3'-P	-9.61	1.49	1.61
37	BD	82	G	C6-N1	-9.61	1.32	1.39
34	BA	994	G	O3'-P	-9.61	1.49	1.61
35	BB	482	A	O3'-P	-9.61	1.49	1.61
41	BH	40	C	C2'-C1'	-9.61	1.42	1.53
36	BC	43	A	C2'-C1'	-9.61	1.42	1.53

Continued on next page...

Continued from previous page...

Mol	Chain	Res	Type	Atoms	Z	Observed(Å)	Ideal(Å)
37	BD	4	U	O3'-P	-9.61	1.49	1.61
39	BF	10	A	N7-C5	-9.61	1.33	1.39
34	BA	99	G	N3-C4	-9.61	1.28	1.35
34	BA	902	C	P-O5'	-9.61	1.50	1.59
34	BA	1073	G	N7-C5	-9.61	1.33	1.39
34	BA	1588	U	O3'-P	-9.61	1.49	1.61
35	BB	18	A	P-O5'	-9.61	1.50	1.59
35	BB	1248	A	C1'-N9	-9.61	1.33	1.46
85	AA	357	C	P-O5'	-9.61	1.50	1.59
85	AA	763	U	O3'-P	-9.61	1.49	1.61
85	AA	1506	U	P-O5'	-9.61	1.50	1.59
85	AA	1557	U	P-O5'	-9.61	1.50	1.59
34	BA	478	G	N9-C8	-9.60	1.31	1.37
36	BC	94	C	P-O5'	-9.60	1.50	1.59
85	AA	2169	C	P-O5'	-9.60	1.50	1.59
34	BA	1597	G	C5-C4	-9.60	1.31	1.38
35	BB	1519	U	C2'-C1'	-9.60	1.42	1.53
35	BB	605	C	P-O5'	-9.60	1.50	1.59
35	BB	1301	U	P-O5'	-9.60	1.50	1.59
38	BE	194	A	C8-N7	-9.60	1.24	1.31
85	AA	1498	C	P-O5'	-9.60	1.50	1.59
39	BF	71	G	O3'-P	-9.60	1.49	1.61
34	BA	1502	G	N9-C8	-9.60	1.31	1.37
35	BB	1155	U	C2'-C1'	-9.60	1.42	1.53
35	BB	1367	U	C2-N3	-9.60	1.31	1.37
36	BC	116	C	C2-N3	-9.60	1.28	1.35
36	BC	151	G	P-O5'	-9.60	1.50	1.59
41	BH	114	G	N9-C4	-9.60	1.30	1.38
85	AA	367	A	N7-C5	-9.60	1.33	1.39
35	BB	1178	A	O3'-P	-9.59	1.49	1.61
85	AA	402	G	N7-C5	-9.59	1.33	1.39
35	BB	1140	C	P-O5'	-9.59	1.50	1.59
35	BB	693	U	P-O5'	-9.59	1.50	1.59
85	AA	397	G	P-O5'	-9.59	1.50	1.59
85	AA	1217	U	N3-C4	-9.59	1.29	1.38
35	BB	1249	G	C1'-N9	-9.59	1.33	1.46
38	BE	12	A	N9-C4	-9.59	1.32	1.37
34	BA	103	G	O3'-P	-9.59	1.49	1.61
34	BA	598	G	O3'-P	-9.59	1.49	1.61
34	BA	1250	C	C2-N3	-9.59	1.28	1.35
34	BA	1558	C	O3'-P	-9.59	1.49	1.61
35	BB	786	A	C1'-N9	-9.59	1.33	1.46

Continued on next page...

Continued from previous page...

Mol	Chain	Res	Type	Atoms	Z	Observed(Å)	Ideal(Å)
35	BB	1510	G	P-O5'	-9.59	1.50	1.59
36	BC	99	U	P-O5'	-9.59	1.50	1.59
85	AA	2033	C	C4'-C3'	-9.59	1.42	1.53
34	BA	1418	G	N9-C8	-9.58	1.31	1.37
85	AA	1823	G	O3'-P	-9.58	1.49	1.61
35	BB	1420	U	O3'-P	-9.58	1.49	1.61
85	AA	302	C	C5'-C4'	9.58	1.62	1.51
85	AA	437	G	O3'-P	-9.58	1.49	1.61
34	BA	183	G	P-O5'	-9.58	1.50	1.59
34	BA	539	C	P-O5'	-9.58	1.50	1.59
34	BA	616	G	C2'-C1'	-9.58	1.42	1.53
85	AA	248	U	O3'-P	-9.58	1.49	1.61
85	AA	627	A	N9-C4	-9.58	1.32	1.37
35	BB	663	G	P-O5'	-9.58	1.50	1.59
41	BH	132	C	P-O5'	-9.58	1.50	1.59
34	BA	967	C	O3'-P	-9.57	1.49	1.61
34	BA	1327	G	O3'-P	-9.57	1.49	1.61
35	BB	611	U	O3'-P	-9.57	1.49	1.61
35	BB	1027	U	O3'-P	-9.57	1.49	1.61
37	BD	108	G	N7-C5	-9.57	1.33	1.39
34	BA	798	G	P-O5'	-9.57	1.50	1.59
35	BB	675	U	O3'-P	-9.57	1.49	1.61
37	BD	32	A	O3'-P	-9.57	1.49	1.61
34	BA	320	G	N7-C5	-9.57	1.33	1.39
35	BB	662	G	C2'-C1'	-9.57	1.42	1.53
35	BB	852	G	P-O5'	-9.57	1.50	1.59
35	BB	481	A	C1'-N9	-9.57	1.33	1.46
35	BB	1340	U	C3'-C2'	-9.57	1.42	1.52
85	AA	2010	C	P-O5'	-9.57	1.50	1.59
41	BH	15	A	P-O5'	-9.56	1.50	1.59
85	AA	1885	A	C2'-C1'	-9.56	1.42	1.53
85	AA	1254	A	C2'-C1'	-9.56	1.42	1.53
34	BA	908	G	P-O5'	-9.56	1.50	1.59
34	BA	1719	G	C6-N1	-9.56	1.32	1.39
36	BC	91	G	P-O5'	-9.56	1.50	1.59
85	AA	1471	G	C6-N1	-9.56	1.32	1.39
38	BE	178	G	P-O5'	-9.56	1.50	1.59
85	AA	455	G	C1'-N9	-9.56	1.33	1.46
85	AA	2058	C	C3'-C2'	-9.56	1.42	1.52
34	BA	1091	U	C2-N3	-9.56	1.31	1.37
38	BE	117	A	C4'-O4'	-9.56	1.33	1.45
39	BF	65	U	O3'-P	-9.56	1.49	1.61

Continued on next page...

Continued from previous page...

Mol	Chain	Res	Type	Atoms	Z	Observed(Å)	Ideal(Å)
40	BG	86	U	C2'-C1'	-9.56	1.42	1.53
85	AA	1692	U	C2-N3	-9.56	1.31	1.37
85	AA	2211	G	P-O5'	-9.56	1.50	1.59
34	BA	557	U	C4'-C3'	9.56	1.63	1.53
34	BA	297	A	N3-C4	-9.55	1.29	1.34
35	BB	442	U	O3'-P	-9.55	1.49	1.61
38	BE	195	G	N9-C4	9.55	1.45	1.38
85	AA	769	C	P-O5'	-9.55	1.50	1.59
85	AA	2119	C	O3'-P	-9.55	1.49	1.61
34	BA	1802	C	C2'-C1'	-9.55	1.42	1.53
35	BB	654	C	P-O5'	-9.55	1.50	1.59
41	BH	110	C	O3'-P	-9.55	1.49	1.61
85	AA	1487	G	C1'-N9	-9.55	1.33	1.46
35	BB	1284	U	C2-N3	-9.55	1.31	1.37
34	BA	150	C	C4'-C3'	-9.55	1.42	1.53
34	BA	1052	G	N9-C4	-9.54	1.30	1.38
34	BA	1598	U	O3'-P	-9.54	1.49	1.61
34	BA	1599	A	N9-C4	-9.54	1.32	1.37
35	BB	374	A	C1'-N9	-9.55	1.33	1.46
35	BB	485	U	P-O5'	-9.54	1.50	1.59
85	AA	1238	U	O3'-P	-9.54	1.49	1.61
34	BA	705	C	C3'-C2'	-9.54	1.42	1.52
34	BA	1193	A	P-O5'	-9.54	1.50	1.59
36	BC	24	G	N9-C4	-9.54	1.30	1.38
85	AA	2129	U	P-O5'	-9.54	1.50	1.59
34	BA	365	A	P-O5'	-9.54	1.50	1.59
35	BB	704	G	P-O5'	-9.54	1.50	1.59
38	BE	139	U	O3'-P	-9.54	1.49	1.61
39	BF	25	G	N7-C5	-9.54	1.33	1.39
41	BH	119	U	O4'-C1'	-9.54	1.29	1.41
85	AA	1566	A	P-O5'	-9.54	1.50	1.59
34	BA	133	A	N9-C4	-9.54	1.32	1.37
34	BA	1687	A	O3'-P	-9.54	1.49	1.61
35	BB	608	A	O3'-P	-9.54	1.49	1.61
85	AA	2011	C	C2'-C1'	-9.54	1.42	1.53
85	AA	2223	C	P-O5'	-9.53	1.50	1.59
34	BA	1260	G	C5-C4	-9.53	1.31	1.38
35	BB	375	G	O3'-P	-9.53	1.49	1.61
35	BB	1421	C	C2-N3	-9.53	1.28	1.35
41	BH	38	G	C2'-C1'	-9.53	1.42	1.53
34	BA	74	A	C1'-N9	-9.53	1.33	1.46
34	BA	733	G	N9-C4	-9.53	1.30	1.38

Continued on next page...

Continued from previous page...

Mol	Chain	Res	Type	Atoms	Z	Observed(Å)	Ideal(Å)
35	BB	556	U	C3'-C2'	-9.53	1.42	1.52
34	BA	1559	C	C3'-C2'	-9.53	1.42	1.52
35	BB	703	U	O3'-P	-9.53	1.49	1.61
34	BA	893	U	O3'-P	-9.53	1.49	1.61
34	BA	1307	U	P-O5'	-9.53	1.50	1.59
35	BB	1386	C	P-O5'	-9.53	1.50	1.59
85	AA	736	U	C2'-C1'	-9.53	1.42	1.53
36	BC	29	C	N1-C2	-9.53	1.30	1.40
34	BA	135	G	C3'-C2'	-9.52	1.42	1.52
35	BB	667	G	O3'-P	-9.52	1.49	1.61
85	AA	307	G	C2'-C1'	-9.52	1.42	1.53
85	AA	1282	A	N9-C4	-9.52	1.32	1.37
85	AA	1650	G	O3'-P	-9.52	1.49	1.61
85	AA	1271	U	P-O5'	-9.52	1.50	1.59
34	BA	975	A	O3'-P	-9.52	1.49	1.61
34	BA	1675	C	C3'-C2'	-9.52	1.42	1.52
37	BD	83	A	P-O5'	-9.52	1.50	1.59
34	BA	1108	U	P-O5'	-9.52	1.50	1.59
35	BB	35	G	C5-C4	-9.52	1.31	1.38
34	BA	809	U	P-O5'	-9.52	1.50	1.59
35	BB	688	U	C2-N3	-9.52	1.31	1.37
85	AA	449	G	N9-C4	-9.52	1.30	1.38
34	BA	45	A	N7-C5	-9.51	1.33	1.39
34	BA	790	G	N9-C4	-9.51	1.30	1.38
85	AA	119	G	N9-C4	-9.51	1.30	1.38
35	BB	131	A	P-O5'	-9.51	1.50	1.59
34	BA	372	U	C2-N3	-9.51	1.31	1.37
34	BA	1486	U	C2'-C1'	-9.51	1.42	1.53
34	BA	1635	A	P-O5'	-9.51	1.50	1.59
34	BA	423	G	O3'-P	-9.51	1.49	1.61
34	BA	1328	U	C3'-C2'	-9.51	1.42	1.52
34	BA	1560	U	C2-N3	-9.51	1.31	1.37
35	BB	651	G	N7-C5	-9.51	1.33	1.39
34	BA	1816	G	C5-C4	-9.51	1.31	1.38
35	BB	661	G	O3'-P	-9.51	1.49	1.61
38	BE	46	G	O3'-P	-9.51	1.49	1.61
85	AA	194	U	P-O5'	-9.51	1.50	1.59
85	AA	369	A	N9-C4	-9.51	1.32	1.37
34	BA	125	G	O3'-P	-9.50	1.49	1.61
34	BA	213	A	N9-C4	-9.50	1.32	1.37
34	BA	932	G	N7-C5	-9.50	1.33	1.39
34	BA	1290	A	N9-C4	-9.50	1.32	1.37

Continued on next page...

Continued from previous page...

Mol	Chain	Res	Type	Atoms	Z	Observed(Å)	Ideal(Å)
85	AA	2039	G	C4'-C3'	-9.50	1.42	1.53
34	BA	713	C	C2'-C1'	-9.50	1.42	1.53
34	BA	1522	G	C1'-N9	-9.50	1.33	1.46
35	BB	1517	G	N7-C5	-9.50	1.33	1.39
38	BE	108	U	C3'-C2'	-9.50	1.42	1.52
40	BG	136	G	C2'-C1'	-9.50	1.43	1.53
85	AA	1137	C	P-O5'	-9.50	1.50	1.59
40	BG	168	A	N9-C4	-9.50	1.32	1.37
34	BA	300	C	C2'-C1'	-9.50	1.43	1.53
85	AA	745	C	P-O5'	-9.50	1.50	1.59
34	BA	800	G	C2'-C1'	-9.50	1.43	1.53
34	BA	1329	U	O3'-P	-9.50	1.49	1.61
34	BA	670	U	C2-N3	-9.49	1.31	1.37
35	BB	1114	A	P-O5'	-9.49	1.50	1.59
34	BA	390	A	O3'-P	-9.49	1.49	1.61
34	BA	1279	U	C2-N3	-9.49	1.31	1.37
36	BC	125	A	C2'-C1'	-9.49	1.43	1.53
37	BD	31	U	P-O5'	-9.49	1.50	1.59
38	BE	13	A	C2'-C1'	-9.49	1.43	1.53
38	BE	47	U	O3'-P	-9.49	1.49	1.61
41	BH	39	G	C2'-C1'	-9.49	1.43	1.53
85	AA	85	U	P-O5'	-9.49	1.50	1.59
85	AA	604	C	O3'-P	-9.49	1.49	1.61
34	BA	323	C	C3'-C2'	-9.49	1.42	1.52
34	BA	452	A	P-O5'	-9.49	1.50	1.59
34	BA	1157	A	N9-C4	-9.49	1.32	1.37
34	BA	1555	G	C2'-C1'	-9.49	1.43	1.53
35	BB	992	C	O3'-P	-9.49	1.49	1.61
85	AA	1262	A	C2'-C1'	-9.49	1.43	1.53
85	AA	1502	A	C2'-C1'	-9.49	1.43	1.53
34	BA	851	C	O3'-P	-9.48	1.49	1.61
34	BA	1018	U	N3-C4	-9.48	1.29	1.38
34	BA	1531	G	C2'-C1'	-9.48	1.43	1.53
35	BB	881	G	P-O5'	-9.48	1.50	1.59
36	BC	61	A	N9-C4	-9.48	1.32	1.37
37	BD	32	A	P-O5'	-9.48	1.50	1.59
40	BG	40	G	C6-N1	-9.48	1.32	1.39
85	AA	259	A	P-O5'	-9.48	1.50	1.59
38	BE	105	A	P-O5'	-9.48	1.50	1.59
34	BA	649	A	P-O5'	-9.48	1.50	1.59
34	BA	906	A	N3-C4	-9.48	1.29	1.34
35	BB	1389	C	P-O5'	-9.48	1.50	1.59

Continued on next page...

Continued from previous page...

Mol	Chain	Res	Type	Atoms	Z	Observed(Å)	Ideal(Å)
40	BG	59	G	N9-C4	-9.48	1.30	1.38
41	BH	38	G	N9-C4	-9.48	1.30	1.38
85	AA	994	A	P-O5'	-9.48	1.50	1.59
34	BA	557	U	C4'-O4'	9.48	1.57	1.45
85	AA	2103	C	O3'-P	-9.48	1.49	1.61
37	BD	60	C	P-O5'	-9.48	1.50	1.59
85	AA	465	A	P-O5'	-9.48	1.50	1.59
85	AA	806	G	C2'-C1'	-9.48	1.43	1.53
34	BA	1510	C	O3'-P	-9.47	1.49	1.61
34	BA	1840	C	O3'-P	-9.47	1.49	1.61
35	BB	49	A	O3'-P	-9.47	1.49	1.61
35	BB	456	A	O3'-P	-9.47	1.49	1.61
35	BB	588	A	N9-C4	-9.47	1.32	1.37
36	BC	109	A	N9-C4	-9.47	1.32	1.37
40	BG	1	G	N9-C4	-9.47	1.30	1.38
34	BA	1152	A	O3'-P	-9.47	1.49	1.61
34	BA	138	C	C3'-C2'	-9.47	1.42	1.52
35	BB	1062	G	C2'-C1'	-9.47	1.43	1.53
36	BC	73	U	C3'-C2'	-9.47	1.42	1.52
36	BC	75	G	C6-N1	-9.47	1.32	1.39
85	AA	1460	G	N9-C4	-9.47	1.30	1.38
34	BA	654	C	P-O5'	-9.47	1.50	1.59
34	BA	1573	C	O3'-P	-9.47	1.49	1.61
35	BB	1385	C	P-O5'	-9.47	1.50	1.59
36	BC	3	C	N1-C6	-9.47	1.31	1.37
39	BF	65	U	C2-N3	-9.47	1.31	1.37
34	BA	892	C	N3-C4	-9.47	1.27	1.33
35	BB	1427	A	P-O5'	-9.47	1.50	1.59
35	BB	1482	A	O3'-P	-9.47	1.49	1.61
38	BE	13	A	C5'-C4'	9.47	1.62	1.51
40	BG	163	G	N9-C4	-9.47	1.30	1.38
85	AA	2124	G	O3'-P	-9.47	1.49	1.61
34	BA	21	C	O3'-P	-9.46	1.49	1.61
34	BA	1210	A	C4'-C3'	-9.46	1.42	1.53
35	BB	487	A	N9-C4	-9.46	1.32	1.37
35	BB	491	A	C2'-C1'	-9.46	1.43	1.53
38	BE	114	G	C4'-C3'	-9.46	1.42	1.53
85	AA	605	A	C8-N7	-9.46	1.25	1.31
34	BA	1213	A	C1'-N9	-9.46	1.33	1.46
34	BA	1672	C	O3'-P	-9.46	1.49	1.61
35	BB	1407	U	O3'-P	-9.46	1.49	1.61
36	BC	4	G	C2'-C1'	-9.46	1.43	1.53

Continued on next page...

Continued from previous page...

Mol	Chain	Res	Type	Atoms	Z	Observed(Å)	Ideal(Å)
41	BH	131	A	N9-C4	-9.46	1.32	1.37
34	BA	1171	C	P-O5'	-9.46	1.50	1.59
34	BA	1474	G	O3'-P	-9.46	1.49	1.61
34	BA	790	G	C2-N2	-9.46	1.25	1.34
34	BA	1054	U	P-O5'	-9.46	1.50	1.59
39	BF	49	C	O3'-P	-9.45	1.49	1.61
40	BG	179	C	O3'-P	-9.45	1.49	1.61
85	AA	718	C	P-O5'	-9.46	1.50	1.59
85	AA	2182	A	P-O5'	-9.45	1.50	1.59
34	BA	216	C	C2'-C1'	-9.45	1.43	1.53
34	BA	1077	G	P-O5'	-9.45	1.50	1.59
34	BA	1283	U	O3'-P	-9.45	1.49	1.61
34	BA	1556	A	C2'-C1'	-9.45	1.43	1.53
34	BA	1668	C	O3'-P	-9.45	1.49	1.61
34	BA	1678	U	P-O5'	-9.45	1.50	1.59
36	BC	31	A	P-O5'	-9.45	1.50	1.59
85	AA	1677	A	N9-C4	-9.45	1.32	1.37
34	BA	94	G	C6-N1	-9.45	1.32	1.39
36	BC	16	A	C6-N6	-9.45	1.26	1.33
38	BE	95	G	P-O5'	-9.45	1.50	1.59
40	BG	171	A	N7-C5	-9.45	1.33	1.39
85	AA	534	A	N9-C4	-9.45	1.32	1.37
85	AA	637	U	O3'-P	-9.45	1.49	1.61
34	BA	881	C	O3'-P	-9.45	1.49	1.61
85	AA	16	G	C5-C4	-9.45	1.31	1.38
35	BB	1164	U	O3'-P	-9.45	1.49	1.61
85	AA	495	G	O3'-P	-9.45	1.49	1.61
34	BA	682	A	N9-C4	-9.44	1.32	1.37
40	BG	120	U	P-O5'	-9.44	1.50	1.59
85	AA	710	A	N7-C5	-9.44	1.33	1.39
85	AA	926	C	O3'-P	-9.44	1.49	1.61
85	AA	710	A	O3'-P	-9.44	1.49	1.61
85	AA	1124	G	O3'-P	-9.44	1.49	1.61
34	BA	892	C	O3'-P	-9.44	1.49	1.61
37	BD	27	A	P-O5'	-9.44	1.50	1.59
38	BE	23	G	C6-N1	-9.44	1.32	1.39
85	AA	695	A	O3'-P	-9.44	1.49	1.61
85	AA	288	G	P-O5'	-9.44	1.50	1.59
35	BB	82	G	C2'-C1'	-9.43	1.43	1.53
35	BB	647	U	O3'-P	-9.43	1.49	1.61
35	BB	1377	A	O3'-P	-9.43	1.49	1.61
36	BC	102	G	N9-C4	-9.43	1.30	1.38

Continued on next page...

Continued from previous page...

Mol	Chain	Res	Type	Atoms	Z	Observed(Å)	Ideal(Å)
36	BC	143	C	O3'-P	-9.43	1.49	1.61
85	AA	547	A	N9-C4	-9.43	1.32	1.37
34	BA	177	G	C2-N2	-9.43	1.25	1.34
34	BA	1283	U	C3'-C2'	-9.43	1.42	1.52
35	BB	485	U	C2-N3	-9.43	1.31	1.37
35	BB	1114	A	N7-C5	-9.43	1.33	1.39
35	BB	1285	U	O3'-P	-9.43	1.49	1.61
36	BC	74	U	P-O5'	-9.43	1.50	1.59
85	AA	687	G	N7-C5	-9.43	1.33	1.39
34	BA	871	G	N7-C5	-9.43	1.33	1.39
85	AA	173	A	O3'-P	-9.43	1.49	1.61
34	BA	31	A	O3'-P	-9.43	1.49	1.61
34	BA	399	G	N3-C4	-9.43	1.28	1.35
34	BA	940	C	C3'-C2'	-9.43	1.42	1.52
35	BB	389	G	O3'-P	-9.43	1.49	1.61
39	BF	11	C	O3'-P	-9.43	1.49	1.61
85	AA	174	U	O3'-P	-9.43	1.49	1.61
34	BA	1204	U	P-O5'	-9.42	1.50	1.59
37	BD	89	G	C2'-C1'	-9.42	1.43	1.53
40	BG	133	C	P-O5'	-9.42	1.50	1.59
34	BA	203	U	P-O5'	-9.42	1.50	1.59
34	BA	907	A	N9-C4	-9.42	1.32	1.37
34	BA	1511	C	C3'-C2'	-9.42	1.42	1.52
35	BB	1300	U	P-O5'	-9.42	1.50	1.59
85	AA	331	G	P-O5'	-9.42	1.50	1.59
34	BA	272	A	O3'-P	-9.42	1.49	1.61
34	BA	520	G	N7-C5	-9.42	1.33	1.39
35	BB	694	C	C2-N3	-9.42	1.28	1.35
35	BB	1040	C	C2'-C1'	-9.42	1.43	1.53
85	AA	1486	G	N9-C8	-9.42	1.31	1.37
34	BA	1704	G	P-O5'	-9.42	1.50	1.59
34	BA	1713	U	O3'-P	-9.42	1.49	1.61
34	BA	1732	A	N7-C5	-9.42	1.33	1.39
34	BA	983	A	C2'-C1'	-9.42	1.43	1.53
34	BA	1037	C	C3'-C2'	-9.42	1.42	1.52
34	BA	1335	A	C3'-C2'	-9.42	1.42	1.52
34	BA	1719	G	N9-C8	-9.42	1.31	1.37
35	BB	501	G	C6-N1	-9.42	1.32	1.39
37	BD	114	U	P-O5'	-9.42	1.50	1.59
86	AB	63	G	C2'-C1'	-9.42	1.43	1.53
35	BB	901	U	P-O5'	-9.41	1.50	1.59
35	BB	1237	C	C2'-C1'	-9.41	1.43	1.53

Continued on next page...

Continued from previous page...

Mol	Chain	Res	Type	Atoms	Z	Observed(Å)	Ideal(Å)
35	BB	1296	A	N7-C5	-9.41	1.33	1.39
38	BE	141	A	N7-C5	-9.41	1.33	1.39
40	BG	74	G	C6-N1	-9.41	1.32	1.39
85	AA	572	G	C2-N2	-9.41	1.25	1.34
85	AA	1474	U	O3'-P	-9.41	1.49	1.61
85	AA	1549	G	O3'-P	-9.41	1.49	1.61
35	BB	1401	G	N7-C5	-9.41	1.33	1.39
85	AA	425	G	C2'-C1'	-9.41	1.43	1.53
85	AA	1493	A	N7-C5	-9.41	1.33	1.39
85	AA	690	G	N1-C2	-9.41	1.30	1.37
85	AA	2054	G	O3'-P	-9.41	1.49	1.61
34	BA	961	C	O3'-P	-9.41	1.49	1.61
34	BA	1615	A	O3'-P	-9.41	1.49	1.61
40	BG	177	U	C2-N3	-9.41	1.31	1.37
35	BB	1115	G	P-O5'	-9.41	1.50	1.59
36	BC	90	U	N1-C2	-9.41	1.30	1.38
85	AA	505	U	C4'-C3'	-9.41	1.42	1.53
85	AA	1182	A	O3'-P	-9.41	1.49	1.61
35	BB	72	G	C3'-C2'	-9.40	1.42	1.52
35	BB	705	C	P-O5'	-9.40	1.50	1.59
41	BH	72	G	P-O5'	9.40	1.69	1.59
85	AA	627	A	C2'-C1'	-9.40	1.43	1.53
85	AA	1879	U	P-O5'	-9.40	1.50	1.59
85	AA	2094	U	O3'-P	-9.40	1.49	1.61
85	AA	1923	A	N9-C4	-9.40	1.32	1.37
34	BA	1841	A	P-O5'	-9.40	1.50	1.59
35	BB	474	G	N9-C4	-9.40	1.30	1.38
35	BB	1441	C	C2'-C1'	-9.40	1.43	1.53
85	AA	1481	U	C2-N3	-9.40	1.31	1.37
85	AA	995	G	N9-C4	-9.40	1.30	1.38
37	BD	41	G	P-O5'	-9.40	1.50	1.59
34	BA	58	A	P-O5'	-9.40	1.50	1.59
34	BA	1609	U	O3'-P	-9.40	1.49	1.61
40	BG	175	G	C2'-C1'	-9.40	1.43	1.53
34	BA	391	U	O3'-P	-9.40	1.49	1.61
35	BB	488	G	C2'-C1'	-9.40	1.43	1.53
35	BB	1192	C	O3'-P	-9.40	1.49	1.61
35	BB	1306	G	C6-N1	-9.40	1.32	1.39
35	BB	1378	U	C2-N3	-9.40	1.31	1.37
36	BC	126	G	P-O5'	-9.40	1.50	1.59
40	BG	119	A	P-O5'	-9.40	1.50	1.59
85	AA	338	G	P-O5'	-9.40	1.50	1.59

Continued on next page...

Continued from previous page...

Mol	Chain	Res	Type	Atoms	Z	Observed(Å)	Ideal(Å)
85	AA	596	A	N9-C4	-9.40	1.32	1.37
85	AA	709	A	N9-C4	-9.40	1.32	1.37
35	BB	1019	C	O3'-P	-9.39	1.49	1.61
85	AA	707	U	P-O5'	-9.39	1.50	1.59
34	BA	1567	G	P-O5'	-9.39	1.50	1.59
35	BB	494	C	C2'-C1'	-9.39	1.43	1.53
35	BB	97	U	O3'-P	-9.39	1.49	1.61
35	BB	661	G	N3-C4	-9.39	1.28	1.35
85	AA	156	G	N7-C5	-9.39	1.33	1.39
85	AA	682	C	O3'-P	-9.39	1.49	1.61
85	AA	2184	A	P-O5'	-9.39	1.50	1.59
85	AA	2214	A	C2'-C1'	-9.39	1.43	1.53
34	BA	159	U	C2'-C1'	-9.39	1.43	1.53
34	BA	825	G	N7-C5	-9.39	1.33	1.39
34	BA	1711	G	C5-C4	-9.39	1.31	1.38
35	BB	426	A	O3'-P	-9.39	1.49	1.61
34	BA	1816	G	C2'-C1'	-9.39	1.43	1.53
37	BD	95	G	N1-C2	-9.39	1.30	1.37
85	AA	2139	G	N9-C8	-9.39	1.31	1.37
35	BB	506	G	C3'-C2'	-9.39	1.42	1.52
35	BB	1486	C	O3'-P	-9.39	1.49	1.61
85	AA	629	A	O3'-P	-9.39	1.49	1.61
34	BA	328	A	C2'-C1'	-9.38	1.43	1.53
34	BA	1468	U	O3'-P	-9.38	1.49	1.61
85	AA	2191	C	O3'-P	-9.38	1.49	1.61
34	BA	708	C	O3'-P	-9.38	1.49	1.61
36	BC	144	C	C3'-C2'	-9.38	1.42	1.52
40	BG	49	A	C1'-N9	-9.38	1.33	1.46
85	AA	2182	A	O3'-P	-9.38	1.49	1.61
85	AA	1194	U	C2-N3	-9.38	1.31	1.37
34	BA	338	U	P-O5'	-9.38	1.50	1.59
85	AA	2175	U	O3'-P	-9.38	1.49	1.61
39	BF	34	C	C2-N3	-9.37	1.28	1.35
35	BB	79	U	O3'-P	-9.37	1.50	1.61
34	BA	727	G	N7-C5	-9.37	1.33	1.39
36	BC	41	A	C2'-C1'	-9.37	1.43	1.53
40	BG	73	U	O3'-P	-9.37	1.50	1.61
85	AA	706	U	C2-N3	-9.37	1.31	1.37
85	AA	2037	A	O3'-P	-9.37	1.50	1.61
34	BA	117	C	C2'-C1'	-9.37	1.43	1.53
34	BA	1550	G	C1'-N9	-9.37	1.33	1.46
35	BB	1311	G	O3'-P	-9.37	1.50	1.61

Continued on next page...

Continued from previous page...

Mol	Chain	Res	Type	Atoms	Z	Observed(Å)	Ideal(Å)
85	AA	443	A	C2'-C1'	-9.37	1.43	1.53
34	BA	82	A	C2'-C1'	-9.36	1.43	1.53
85	AA	486	G	O3'-P	-9.36	1.50	1.61
35	BB	1449	G	O3'-P	-9.36	1.50	1.61
35	BB	1470	G	C4'-C3'	9.36	1.63	1.53
85	AA	97	A	C2'-C1'	-9.36	1.43	1.53
34	BA	193	C	O3'-P	-9.36	1.50	1.61
37	BD	32	A	C3'-C2'	-9.36	1.42	1.52
38	BE	116	U	C2-N3	-9.36	1.31	1.37
85	AA	352	G	N9-C4	-9.36	1.30	1.38
34	BA	23	A	C1'-N9	-9.36	1.33	1.46
34	BA	503	C	C2'-C1'	-9.36	1.43	1.53
34	BA	517	A	C5-C4	-9.36	1.32	1.38
34	BA	1070	G	N9-C4	-9.36	1.30	1.38
35	BB	391	G	N1-C2	-9.36	1.30	1.37
35	BB	1270	C	P-O5'	-9.36	1.50	1.59
85	AA	94	C	P-O5'	-9.36	1.50	1.59
39	BF	69	A	C2'-C1'	-9.35	1.43	1.53
34	BA	52	G	C2'-C1'	-9.35	1.43	1.53
34	BA	476	U	P-O5'	-9.35	1.50	1.59
34	BA	1657	A	N7-C5	-9.35	1.33	1.39
35	BB	832	C	C3'-C2'	-9.35	1.42	1.52
35	BB	1369	A	P-O5'	-9.35	1.50	1.59
85	AA	1541	G	O3'-P	-9.35	1.50	1.61
85	AA	2135	A	P-O5'	-9.35	1.50	1.59
40	BG	16	G	P-O5'	-9.35	1.50	1.59
34	BA	400	A	C1'-N9	-9.35	1.33	1.46
34	BA	1210	A	N9-C4	-9.35	1.32	1.37
38	BE	147	G	C1'-N9	-9.35	1.33	1.46
34	BA	857	C	C3'-C2'	-9.35	1.42	1.52
38	BE	124	G	P-O5'	-9.35	1.50	1.59
35	BB	552	C	O3'-P	-9.34	1.50	1.61
35	BB	1145	G	N7-C5	-9.34	1.33	1.39
39	BF	52	A	O3'-P	-9.34	1.50	1.61
34	BA	1282	G	C3'-C2'	-9.34	1.42	1.52
34	BA	1426	A	N7-C5	-9.34	1.33	1.39
36	BC	160	C	C3'-C2'	-9.34	1.42	1.52
34	BA	195	G	C6-N1	-9.34	1.33	1.39
34	BA	1257	U	O3'-P	-9.34	1.50	1.61
34	BA	453	A	P-O5'	-9.34	1.50	1.59
36	BC	43	A	C5-C4	-9.34	1.32	1.38
37	BD	89	G	N7-C5	-9.34	1.33	1.39

Continued on next page...

Continued from previous page...

Mol	Chain	Res	Type	Atoms	Z	Observed(Å)	Ideal(Å)
39	BF	43	U	O3'-P	-9.34	1.50	1.61
85	AA	1667	C	O3'-P	-9.34	1.50	1.61
34	BA	211	C	C3'-C2'	-9.33	1.42	1.52
34	BA	712	C	O3'-P	-9.33	1.50	1.61
34	BA	860	G	P-O5'	-9.33	1.50	1.59
35	BB	620	G	O3'-P	-9.33	1.50	1.61
34	BA	262	A	N3-C4	-9.33	1.29	1.34
34	BA	759	A	O3'-P	-9.33	1.50	1.61
34	BA	996	U	C3'-C2'	-9.33	1.42	1.52
34	BA	1312	A	O3'-P	-9.33	1.50	1.61
34	BA	768	G	P-O5'	-9.33	1.50	1.59
35	BB	1033	U	C2'-C1'	-9.33	1.43	1.53
35	BB	1281	G	N9-C4	-9.33	1.30	1.38
85	AA	463	G	N9-C4	-9.33	1.30	1.38
85	AA	1366	A	P-O5'	-9.33	1.50	1.59
34	BA	1486	U	O3'-P	-9.33	1.50	1.61
35	BB	384	A	N3-C4	-9.33	1.29	1.34
35	BB	454	U	P-O5'	-9.33	1.50	1.59
36	BC	113	G	C2'-C1'	-9.33	1.43	1.53
38	BE	123	A	O3'-P	-9.33	1.50	1.61
85	AA	179	G	P-O5'	-9.33	1.50	1.59
85	AA	768	C	P-O5'	-9.33	1.50	1.59
85	AA	1165	C	O3'-P	-9.33	1.50	1.61
85	AA	2007	G	N9-C4	-9.33	1.30	1.38
38	BE	146	U	N3-C4	-9.32	1.30	1.38
85	AA	470	C	C2-N3	-9.32	1.28	1.35
34	BA	1049	G	P-O5'	-9.32	1.50	1.59
34	BA	1695	G	C3'-C2'	-9.32	1.42	1.52
35	BB	1116	U	P-O5'	-9.32	1.50	1.59
38	BE	20	C	C2-N3	-9.32	1.28	1.35
40	BG	134	U	P-O5'	-9.32	1.50	1.59
85	AA	70	U	C2-N3	-9.32	1.31	1.37
34	BA	1725	U	C4'-C3'	-9.32	1.42	1.53
35	BB	1286	G	C2'-C1'	-9.32	1.43	1.53
38	BE	25	U	P-O5'	-9.32	1.50	1.59
85	AA	241	U	P-O5'	-9.32	1.50	1.59
85	AA	1463	A	O3'-P	-9.32	1.50	1.61
34	BA	220	U	P-O5'	-9.32	1.50	1.59
34	BA	419	U	C2-N3	-9.32	1.31	1.37
34	BA	506	U	C2'-C1'	-9.32	1.43	1.53
34	BA	1260	G	N1-C2	-9.32	1.30	1.37
38	BE	199	A	C2'-C1'	-9.32	1.43	1.53

Continued on next page...

Continued from previous page...

Mol	Chain	Res	Type	Atoms	Z	Observed(Å)	Ideal(Å)
34	BA	452	A	O3'-P	-9.32	1.50	1.61
34	BA	670	U	O3'-P	-9.32	1.50	1.61
35	BB	52	G	C1'-N9	-9.32	1.33	1.46
35	BB	582	G	C4'-C3'	-9.32	1.43	1.53
35	BB	866	A	P-O5'	-9.32	1.50	1.59
41	BH	129	G	C2'-C1'	-9.32	1.43	1.53
34	BA	685	C	C5'-C4'	9.31	1.62	1.51
34	BA	1239	G	C6-N1	-9.31	1.33	1.39
85	AA	785	C	P-O5'	-9.31	1.50	1.59
36	BC	134	G	C2'-C1'	-9.31	1.43	1.53
85	AA	530	A	P-O5'	-9.31	1.50	1.59
85	AA	1571	A	C2'-C1'	-9.31	1.43	1.53
34	BA	51	C	C2-N3	-9.31	1.28	1.35
34	BA	88	C	C4'-O4'	-9.31	1.33	1.45
35	BB	1535	G	O3'-P	-9.31	1.50	1.61
35	BB	594	U	C2-N3	-9.31	1.31	1.37
35	BB	1014	U	P-O5'	-9.31	1.50	1.59
35	BB	1222	A	N7-C5	-9.31	1.33	1.39
83	Bx	48	GLY	CA-C	9.31	1.66	1.51
85	AA	463	G	C1'-N9	-9.31	1.33	1.46
85	AA	1575	G	P-O5'	-9.31	1.50	1.59
35	BB	118	A	N9-C4	-9.31	1.32	1.37
34	BA	1598	U	N1-C2	-9.31	1.30	1.38
40	BG	41	U	O3'-P	-9.31	1.50	1.61
34	BA	161	U	C4-C5	-9.30	1.35	1.43
34	BA	407	A	O3'-P	-9.31	1.50	1.61
34	BA	691	A	C2'-C1'	-9.31	1.43	1.53
34	BA	1178	U	P-O5'	-9.31	1.50	1.59
34	BA	1742	G	C2'-C1'	-9.30	1.43	1.53
85	AA	1122	U	P-O5'	-9.31	1.50	1.59
34	BA	909	G	C5-C4	-9.30	1.31	1.38
34	BA	925	G	N3-C4	-9.30	1.28	1.35
34	BA	1648	G	O3'-P	-9.30	1.50	1.61
34	BA	703	U	O3'-P	-9.30	1.50	1.61
34	BA	1796	A	C2'-C1'	-9.30	1.43	1.53
34	BA	1094	U	O3'-P	-9.30	1.50	1.61
35	BB	1145	G	O3'-P	-9.30	1.50	1.61
85	AA	351	C	P-O5'	-9.30	1.50	1.59
86	AB	6	G	P-O5'	-9.30	1.50	1.59
38	BE	16	C	O3'-P	-9.30	1.50	1.61
85	AA	548	G	C2'-C1'	-9.30	1.43	1.53
85	AA	2190	U	C2-N3	-9.30	1.31	1.37

Continued on next page...

Continued from previous page...

Mol	Chain	Res	Type	Atoms	Z	Observed(Å)	Ideal(Å)
34	BA	349	G	C6-N1	-9.30	1.33	1.39
35	BB	576	A	O3'-P	-9.30	1.50	1.61
85	AA	1585	A	N9-C4	-9.30	1.32	1.37
35	BB	1145	G	P-O5'	-9.30	1.50	1.59
34	BA	321	G	C5-C4	-9.29	1.31	1.38
34	BA	843	G	O3'-P	-9.29	1.50	1.61
34	BA	930	A	N9-C4	-9.30	1.32	1.37
35	BB	806	U	C4-C5	-9.29	1.35	1.43
41	BH	41	A	C2'-C1'	-9.29	1.43	1.53
85	AA	1258	U	P-O5'	-9.29	1.50	1.59
85	AA	2031	C	P-O5'	-9.29	1.50	1.59
34	BA	936	A	C3'-C2'	-9.29	1.42	1.52
38	BE	195	G	C2-N3	9.29	1.40	1.32
85	AA	190	A	C3'-C2'	-9.29	1.42	1.52
85	AA	190	A	C5-C4	-9.29	1.32	1.38
34	BA	1783	C	C2'-C1'	-9.29	1.43	1.53
85	AA	318	A	N9-C4	-9.29	1.32	1.37
85	AA	1928	A	C2'-C1'	-9.29	1.43	1.53
85	AA	1522	U	P-O5'	-9.29	1.50	1.59
34	BA	17	A	C2'-C1'	-9.29	1.43	1.53
35	BB	1130	U	O3'-P	-9.29	1.50	1.61
34	BA	27	G	O3'-P	-9.28	1.50	1.61
34	BA	1260	G	O3'-P	-9.28	1.50	1.61
85	AA	81	A	O3'-P	-9.29	1.50	1.61
85	AA	1356	U	O3'-P	-9.28	1.50	1.61
34	BA	753	G	O3'-P	-9.28	1.50	1.61
34	BA	350	C	P-O5'	-9.28	1.50	1.59
34	BA	825	G	C3'-C2'	-9.28	1.42	1.52
35	BB	94	A	N9-C4	-9.28	1.32	1.37
35	BB	709	G	C1'-N9	-9.28	1.33	1.46
85	AA	598	C	O3'-P	-9.28	1.50	1.61
85	AA	1528	A	P-O5'	-9.28	1.50	1.59
85	AA	1471	G	N7-C5	-9.28	1.33	1.39
85	AA	2175	U	P-O5'	-9.28	1.50	1.59
34	BA	1715	C	P-O5'	-9.28	1.50	1.59
35	BB	586	U	O3'-P	-9.28	1.50	1.61
35	BB	1292	G	N3-C4	-9.28	1.28	1.35
38	BE	89	G	C2'-C1'	-9.28	1.43	1.53
38	BE	105	A	C2'-C1'	-9.28	1.43	1.53
85	AA	1809	G	P-O5'	-9.28	1.50	1.59
34	BA	815	C	O3'-P	-9.28	1.50	1.61
85	AA	1018	G	P-O5'	-9.28	1.50	1.59

Continued on next page...

Continued from previous page...

Mol	Chain	Res	Type	Atoms	Z	Observed(Å)	Ideal(Å)
85	AA	1200	A	O3'-P	-9.28	1.50	1.61
34	BA	1690	U	O3'-P	-9.28	1.50	1.61
35	BB	107	A	N9-C4	-9.28	1.32	1.37
35	BB	692	G	C3'-C2'	-9.28	1.42	1.52
39	BF	18	U	C2-N3	-9.28	1.31	1.37
40	BG	176	G	C3'-C2'	-9.28	1.42	1.52
85	AA	497	G	P-O5'	-9.28	1.50	1.59
34	BA	29	U	O3'-P	-9.27	1.50	1.61
34	BA	1240	G	N9-C4	-9.27	1.30	1.38
35	BB	441	G	C2'-C1'	-9.27	1.43	1.53
35	BB	786	A	C2'-C1'	-9.27	1.43	1.53
35	BB	1293	C	O3'-P	-9.27	1.50	1.61
36	BC	45	C	C2'-C1'	-9.27	1.43	1.53
85	AA	1196	C	C2-N3	-9.27	1.28	1.35
34	BA	1107	A	P-O5'	-9.27	1.50	1.59
41	BH	114	G	O3'-P	-9.27	1.50	1.61
85	AA	112	A	P-O5'	-9.27	1.50	1.59
85	AA	469	G	C1'-N9	-9.27	1.33	1.46
34	BA	1311	G	C6-N1	-9.27	1.33	1.39
85	AA	774	C	P-O5'	-9.27	1.50	1.59
34	BA	495	A	C3'-C2'	-9.26	1.42	1.52
41	BH	34	G	C6-N1	-9.26	1.33	1.39
34	BA	1628	A	O3'-P	-9.26	1.50	1.61
36	BC	43	A	O3'-P	-9.26	1.50	1.61
40	BG	79	U	C2-N3	-9.26	1.31	1.37
35	BB	1375	G	C6-N1	-9.26	1.33	1.39
35	BB	27	C	P-O5'	-9.26	1.50	1.59
85	AA	71	G	C6-N1	-9.26	1.33	1.39
35	BB	1341	U	P-O5'	-9.26	1.50	1.59
34	BA	114	U	P-O5'	-9.25	1.50	1.59
34	BA	1093	G	C6-N1	-9.25	1.33	1.39
36	BC	119	G	O3'-P	-9.25	1.50	1.61
85	AA	5	U	C2'-C1'	-9.25	1.43	1.53
85	AA	1507	G	N9-C4	-9.25	1.30	1.38
85	AA	1830	U	C2-N3	-9.25	1.31	1.37
34	BA	1217	A	O3'-P	-9.25	1.50	1.61
34	BA	574	U	O3'-P	-9.25	1.50	1.61
34	BA	1265	G	O3'-P	-9.25	1.50	1.61
35	BB	447	C	O3'-P	-9.25	1.50	1.61
85	AA	519	A	C2'-C1'	-9.25	1.43	1.53
85	AA	1147	A	C1'-N9	-9.25	1.33	1.46
34	BA	137	C	P-O5'	-9.25	1.50	1.59

Continued on next page...

Continued from previous page...

Mol	Chain	Res	Type	Atoms	Z	Observed(Å)	Ideal(Å)
35	BB	380	G	C2-N2	-9.25	1.25	1.34
40	BG	37	G	C3'-C2'	-9.25	1.42	1.52
40	BG	128	U	C2-N3	-9.25	1.31	1.37
40	BG	133	C	O3'-P	-9.25	1.50	1.61
85	AA	1452	C	O3'-P	-9.25	1.50	1.61
85	AA	1106	A	C2'-C1'	-9.25	1.43	1.53
34	BA	314	A	P-O5'	-9.24	1.50	1.59
34	BA	813	C	P-O5'	-9.24	1.50	1.59
35	BB	1400	C	O3'-P	-9.24	1.50	1.61
36	BC	7	U	P-O5'	-9.24	1.50	1.59
39	BF	48	G	O3'-P	-9.24	1.50	1.61
40	BG	9	G	C3'-O3'	-9.24	1.29	1.42
40	BG	79	U	O3'-P	-9.24	1.50	1.61
34	BA	103	G	C2'-C1'	-9.24	1.43	1.53
34	BA	605	G	P-O5'	-9.24	1.50	1.59
34	BA	1664	C	P-O5'	-9.24	1.50	1.59
40	BG	132	U	P-O5'	-9.24	1.50	1.59
41	BH	72	G	C5'-C4'	9.24	1.62	1.51
85	AA	150	U	O3'-P	-9.24	1.50	1.61
34	BA	1467	U	O3'-P	-9.24	1.50	1.61
35	BB	608	A	P-O5'	-9.24	1.50	1.59
85	AA	1151	G	N9-C4	-9.24	1.30	1.38
34	BA	517	A	C1'-N9	-9.24	1.33	1.46
34	BA	631	G	P-O5'	-9.24	1.50	1.59
85	AA	2174	G	N7-C5	-9.24	1.33	1.39
34	BA	356	C	C2'-C1'	-9.24	1.43	1.53
34	BA	1685	C	O3'-P	-9.24	1.50	1.61
35	BB	674	C	C2'-C1'	-9.24	1.43	1.53
36	BC	69	U	P-O5'	-9.24	1.50	1.59
40	BG	28	A	N9-C4	-9.24	1.32	1.37
40	BG	49	A	N9-C4	-9.24	1.32	1.37
85	AA	161	A	N9-C4	-9.24	1.32	1.37
85	AA	1149	A	O3'-P	-9.24	1.50	1.61
34	BA	1595	G	O3'-P	-9.23	1.50	1.61
34	BA	1684	A	P-O5'	-9.23	1.50	1.59
35	BB	77	A	C1'-N9	-9.23	1.33	1.46
35	BB	404	A	C3'-C2'	-9.23	1.42	1.52
85	AA	1172	A	P-O5'	-9.23	1.50	1.59
85	AA	1515	A	P-O5'	-9.23	1.50	1.59
34	BA	776	U	O3'-P	-9.23	1.50	1.61
35	BB	634	A	O3'-P	-9.23	1.50	1.61
85	AA	903	G	C4'-C3'	-9.23	1.43	1.53

Continued on next page...

Continued from previous page...

Mol	Chain	Res	Type	Atoms	Z	Observed(Å)	Ideal(Å)
35	BB	386	G	N9-C4	-9.23	1.30	1.38
35	BB	1106	G	C6-N1	-9.23	1.33	1.39
85	AA	1650	G	N7-C5	-9.23	1.33	1.39
85	AA	1839	G	P-O5'	-9.23	1.50	1.59
85	AA	2001	C	O3'-P	-9.23	1.50	1.61
35	BB	1147	G	C3'-C2'	-9.23	1.42	1.52
85	AA	1302	A	C5'-C4'	9.23	1.62	1.51
34	BA	994	G	N9-C4	-9.23	1.30	1.38
34	BA	1017	C	O3'-P	-9.23	1.50	1.61
34	BA	1734	U	P-O5'	-9.23	1.50	1.59
85	AA	1492	U	C3'-C2'	-9.23	1.42	1.52
41	BH	41	A	C5-C4	-9.23	1.32	1.38
35	BB	421	U	C2-N3	-9.22	1.31	1.37
34	BA	937	G	C3'-C2'	-9.22	1.42	1.52
35	BB	121	A	C5-C4	-9.22	1.32	1.38
36	BC	126	G	C2'-C1'	-9.22	1.43	1.53
85	AA	2174	G	N9-C8	-9.22	1.31	1.37
35	BB	1444	U	N3-C4	-9.22	1.30	1.38
41	BH	131	A	O3'-P	-9.22	1.50	1.61
85	AA	604	C	C2'-C1'	-9.22	1.43	1.53
85	AA	1000	U	O4'-C1'	-9.22	1.29	1.41
34	BA	1457	C	P-O5'	-9.22	1.50	1.59
35	BB	1323	U	C3'-C2'	-9.22	1.42	1.52
35	BB	665	A	N7-C5	-9.22	1.33	1.39
35	BB	1109	A	O3'-P	-9.22	1.50	1.61
34	BA	614	A	P-O5'	-9.21	1.50	1.59
35	BB	129	U	C2'-C1'	-9.21	1.43	1.53
34	BA	60	A	N9-C4	-9.21	1.32	1.37
38	BE	122	G	C2'-C1'	-9.21	1.43	1.53
40	BG	24	A	N9-C4	-9.21	1.32	1.37
85	AA	1721	A	P-O5'	-9.21	1.50	1.59
34	BA	741	A	N7-C5	-9.21	1.33	1.39
35	BB	374	A	C5-C4	-9.21	1.32	1.38
85	AA	928	U	O3'-P	-9.21	1.50	1.61
85	AA	2008	G	C2-N3	-9.21	1.25	1.32
34	BA	655	U	C2-N3	-9.21	1.31	1.37
40	BG	16	G	C3'-C2'	-9.21	1.42	1.52
85	AA	1240	A	C1'-N9	-9.21	1.33	1.46
34	BA	752	A	N9-C4	-9.21	1.32	1.37
34	BA	809	U	C2'-C1'	-9.21	1.43	1.53
34	BA	1069	U	P-O5'	-9.21	1.50	1.59
34	BA	1436	A	P-O5'	-9.21	1.50	1.59

Continued on next page...

Continued from previous page...

Mol	Chain	Res	Type	Atoms	Z	Observed(Å)	Ideal(Å)
34	BA	1696	G	N1-C2	-9.21	1.30	1.37
35	BB	1118	G	P-O5'	-9.20	1.50	1.59
85	AA	1221	G	C2'-C1'	-9.20	1.43	1.53
34	BA	5	C	C3'-C2'	-9.20	1.42	1.52
34	BA	121	A	C2'-C1'	-9.20	1.43	1.53
34	BA	1284	G	C1'-N9	-9.20	1.33	1.46
35	BB	60	A	C1'-N9	-9.20	1.33	1.46
35	BB	451	A	C5-C4	-9.20	1.32	1.38
35	BB	1087	A	C3'-C2'	-9.20	1.42	1.52
41	BH	105	U	C2-N3	-9.20	1.31	1.37
85	AA	1701	G	C2-N3	-9.20	1.25	1.32
34	BA	1686	G	C2'-C1'	-9.20	1.43	1.53
85	AA	533	C	C2'-C1'	-9.20	1.43	1.53
35	BB	84	G	P-O5'	-9.20	1.50	1.59
85	AA	696	G	C2-N3	-9.20	1.25	1.32
85	AA	982	G	C2'-C1'	-9.20	1.43	1.53
34	BA	1234	U	C3'-C2'	-9.20	1.42	1.52
34	BA	1255	G	N9-C4	-9.20	1.30	1.38
34	BA	1687	A	C2'-C1'	-9.20	1.43	1.53
36	BC	12	A	C5-C4	-9.20	1.32	1.38
37	BD	107	G	N7-C5	-9.20	1.33	1.39
38	BE	145	A	O3'-P	-9.20	1.50	1.61
85	AA	545	A	C2'-C1'	-9.20	1.43	1.53
34	BA	1098	G	O3'-P	-9.20	1.50	1.61
35	BB	627	G	P-O5'	-9.20	1.50	1.59
35	BB	1129	C	O3'-P	-9.20	1.50	1.61
35	BB	1146	C	O3'-P	-9.20	1.50	1.61
35	BB	1294	C	P-O5'	-9.20	1.50	1.59
40	BG	124	A	O3'-P	-9.20	1.50	1.61
40	BG	164	U	O3'-P	-9.20	1.50	1.61
85	AA	681	G	N9-C4	-9.20	1.30	1.38
85	AA	2193	A	O3'-P	-9.20	1.50	1.61
85	AA	2241	C	P-O5'	-9.20	1.50	1.59
35	BB	1361	A	P-O5'	-9.19	1.50	1.59
37	BD	65	G	C5-C4	-9.19	1.31	1.38
40	BG	39	A	C1'-N9	-9.20	1.33	1.46
85	AA	1190	G	N9-C4	-9.20	1.30	1.38
85	AA	2137	A	N3-C4	-9.20	1.29	1.34
34	BA	12	G	C2-N3	-9.19	1.25	1.32
34	BA	395	G	N3-C4	-9.19	1.29	1.35
34	BA	915	A	O3'-P	-9.19	1.50	1.61
35	BB	415	A	N3-C4	-9.19	1.29	1.34

Continued on next page...

Continued from previous page...

Mol	Chain	Res	Type	Atoms	Z	Observed(Å)	Ideal(Å)
85	AA	1464	G	C3'-C2'	-9.19	1.42	1.52
86	AB	68	C	C2-N3	-9.19	1.28	1.35
34	BA	76	U	C2-N3	-9.19	1.31	1.37
85	AA	2074	G	P-O5'	-9.19	1.50	1.59
41	BH	127	A	C1'-N9	-9.19	1.33	1.46
85	AA	854	A	C5'-C4'	9.19	1.62	1.51
34	BA	556	A	C3'-O3'	9.19	1.55	1.42
40	BG	20	U	C2-N3	-9.19	1.31	1.37
85	AA	925	G	O3'-P	-9.19	1.50	1.61
34	BA	736	G	O3'-P	-9.18	1.50	1.61
41	BH	133	U	C4'-C3'	-9.18	1.43	1.53
34	BA	232	U	C2'-C1'	-9.18	1.43	1.53
34	BA	1644	A	N9-C4	-9.18	1.32	1.37
35	BB	1032	U	O3'-P	-9.18	1.50	1.61
85	AA	1927	G	O3'-P	-9.18	1.50	1.61
85	AA	2106	C	P-O5'	-9.18	1.50	1.59
34	BA	1208	U	C2-N3	-9.18	1.31	1.37
36	BC	114	C	P-O5'	-9.18	1.50	1.59
85	AA	1542	A	O3'-P	-9.18	1.50	1.61
34	BA	1570	C	O3'-P	-9.18	1.50	1.61
35	BB	679	G	C6-N1	-9.18	1.33	1.39
34	BA	1808	A	N7-C5	-9.18	1.33	1.39
35	BB	390	G	C6-N1	-9.18	1.33	1.39
34	BA	757	G	N9-C4	-9.18	1.30	1.38
34	BA	917	C	C3'-C2'	-9.18	1.42	1.52
34	BA	1167	A	P-O5'	-9.18	1.50	1.59
34	BA	1707	C	C3'-C2'	-9.18	1.42	1.52
38	BE	48	G	C6-N1	-9.18	1.33	1.39
85	AA	887	A	C1'-N9	-9.18	1.34	1.46
85	AA	1565	G	O3'-P	-9.18	1.50	1.61
85	AA	2186	U	C2-N3	-9.18	1.31	1.37
34	BA	293	A	O3'-P	-9.17	1.50	1.61
34	BA	1019	C	C3'-C2'	-9.17	1.42	1.52
35	BB	1430	G	C4'-C3'	-9.17	1.43	1.53
34	BA	1164	C	O3'-P	-9.17	1.50	1.61
34	BA	1221	A	C5'-C4'	-9.17	1.32	1.38
35	BB	103	C	C2-N3	-9.17	1.28	1.35
35	BB	1408	G	N7-C5	-9.17	1.33	1.39
85	AA	1862	C	P-O5'	-9.17	1.50	1.59
34	BA	353	U	O3'-P	-9.17	1.50	1.61
35	BB	1070	G	C2'-C1'	-9.17	1.43	1.53
35	BB	1085	C	C2-N3	-9.17	1.28	1.35

Continued on next page...

Continued from previous page...

Mol	Chain	Res	Type	Atoms	Z	Observed(Å)	Ideal(Å)
38	BE	198	A	O3'-P	-9.17	1.50	1.61
34	BA	1024	A	N9-C4	-9.17	1.32	1.37
34	BA	1409	A	C2'-C1'	-9.17	1.43	1.53
35	BB	1485	G	C2'-C1'	-9.17	1.43	1.53
35	BB	1198	C	O3'-P	-9.16	1.50	1.61
36	BC	81	U	O3'-P	-9.16	1.50	1.61
34	BA	73	G	C2-N2	-9.16	1.25	1.34
34	BA	800	G	C4'-O4'	-9.16	1.33	1.45
35	BB	570	A	O3'-P	-9.16	1.50	1.61
36	BC	134	G	C6-N1	-9.16	1.33	1.39
85	AA	1670	U	C2-N3	-9.16	1.31	1.37
34	BA	617	G	O4'-C1'	-9.16	1.29	1.41
37	BD	87	G	C2-N3	-9.16	1.25	1.32
35	BB	463	C	P-O5'	-9.16	1.50	1.59
35	BB	611	U	P-O5'	-9.16	1.50	1.59
38	BE	7	U	O3'-P	-9.16	1.50	1.61
85	AA	495	G	C3'-C2'	-9.16	1.42	1.52
85	AA	2238	C	N1-C6	-9.16	1.31	1.37
34	BA	672	G	N9-C4	-9.15	1.30	1.38
34	BA	18	G	P-O5'	-9.15	1.50	1.59
34	BA	1502	G	C5-C4	-9.15	1.31	1.38
35	BB	429	C	C2'-C1'	-9.15	1.43	1.53
35	BB	578	G	N9-C4	-9.15	1.30	1.38
41	BH	52	G	C2'-C1'	-9.15	1.43	1.53
85	AA	917	A	C2'-C1'	-9.15	1.43	1.53
85	AA	177	A	O3'-P	-9.15	1.50	1.61
85	AA	939	A	C5-C4	-9.15	1.32	1.38
85	AA	1896	G	N7-C5	-9.15	1.33	1.39
35	BB	131	A	O3'-P	-9.15	1.50	1.61
34	BA	1559	C	C2'-C1'	-9.15	1.43	1.53
34	BA	1707	C	P-O5'	-9.15	1.50	1.59
41	BH	112	U	C2-N3	-9.15	1.31	1.37
34	BA	126	G	N7-C5	-9.15	1.33	1.39
34	BA	341	U	O3'-P	-9.15	1.50	1.61
34	BA	391	U	P-O5'	-9.15	1.50	1.59
34	BA	1816	G	C1'-N9	-9.15	1.34	1.46
35	BB	1311	G	P-O5'	-9.15	1.50	1.59
85	AA	376	C	O3'-P	-9.15	1.50	1.61
85	AA	440	U	C2'-C1'	-9.15	1.43	1.53
85	AA	869	A	P-O5'	-9.15	1.50	1.59
34	BA	333	A	N7-C5	-9.14	1.33	1.39
34	BA	995	A	P-O5'	-9.14	1.50	1.59

Continued on next page...

Continued from previous page...

Mol	Chain	Res	Type	Atoms	Z	Observed(Å)	Ideal(Å)
85	AA	401	U	P-O5'	-9.14	1.50	1.59
34	BA	515	U	C5'-C4'	9.14	1.62	1.51
34	BA	587	U	C4-C5	-9.14	1.35	1.43
34	BA	1511	C	O3'-P	-9.14	1.50	1.61
34	BA	1223	C	C3'-C2'	-9.14	1.42	1.52
40	BG	104	A	P-O5'	-9.14	1.50	1.59
85	AA	2203	C	C3'-C2'	-9.14	1.42	1.52
34	BA	1229	G	N9-C4	-9.14	1.30	1.38
35	BB	686	A	O3'-P	-9.14	1.50	1.61
85	AA	1518	A	P-O5'	-9.14	1.50	1.59
35	BB	959	C	P-O5'	-9.14	1.50	1.59
36	BC	14	G	N9-C8	-9.14	1.31	1.37
38	BE	147	G	O3'-P	-9.14	1.50	1.61
39	BF	62	U	C3'-C2'	-9.14	1.42	1.52
85	AA	740	A	C2'-C1'	-9.14	1.43	1.53
35	BB	1445	A	P-O5'	-9.14	1.50	1.59
34	BA	291	C	O3'-P	-9.13	1.50	1.61
34	BA	426	A	P-O5'	-9.13	1.50	1.59
34	BA	1503	U	C3'-C2'	-9.13	1.42	1.52
35	BB	553	U	P-O5'	-9.13	1.50	1.59
36	BC	65	G	O3'-P	-9.13	1.50	1.61
85	AA	1247	A	C2'-C1'	-9.13	1.43	1.53
34	BA	1563	G	C6-N1	-9.13	1.33	1.39
34	BA	1822	U	O3'-P	-9.13	1.50	1.61
35	BB	640	A	P-O5'	-9.13	1.50	1.59
35	BB	1342	C	C2-N3	-9.13	1.28	1.35
40	BG	5	G	O3'-P	-9.13	1.50	1.61
85	AA	177	A	C1'-N9	-9.13	1.34	1.46
85	AA	2206	A	P-O5'	-9.13	1.50	1.59
34	BA	694	G	N7-C5	-9.13	1.33	1.39
40	BG	76	C	O3'-P	-9.13	1.50	1.61
85	AA	857	G	P-O5'	-9.13	1.50	1.59
34	BA	669	U	C2'-C1'	-9.13	1.43	1.53
34	BA	1224	A	N9-C4	-9.13	1.32	1.37
34	BA	1424	G	N9-C4	-9.13	1.30	1.38
35	BB	1294	C	C4'-C3'	-9.13	1.43	1.53
57	BX	87	TYR	CB-CG	9.13	1.65	1.51
85	AA	1664	G	P-O5'	-9.13	1.50	1.59
35	BB	551	C	P-O5'	-9.13	1.50	1.59
40	BG	4	A	P-O5'	-9.13	1.50	1.59
85	AA	1187	G	O3'-P	-9.13	1.50	1.61
85	AA	1504	A	C1'-N9	-9.13	1.34	1.46

Continued on next page...

Continued from previous page...

Mol	Chain	Res	Type	Atoms	Z	Observed(Å)	Ideal(Å)
85	AA	1864	G	N9-C4	-9.13	1.30	1.38
34	BA	1067	G	P-O5'	-9.12	1.50	1.59
35	BB	1130	U	C2-N3	-9.12	1.31	1.37
35	BB	1505	U	C2'-C1'	-9.12	1.43	1.53
34	BA	330	A	C2'-C1'	-9.12	1.43	1.53
34	BA	399	G	C2-N3	-9.12	1.25	1.32
35	BB	1071	G	O3'-P	-9.12	1.50	1.61
36	BC	35	C	C3'-C2'	-9.12	1.42	1.52
85	AA	509	C	C2'-C1'	-9.12	1.43	1.53
35	BB	1161	G	O3'-P	-9.12	1.50	1.61
38	BE	205	G	P-O5'	-9.12	1.50	1.59
85	AA	31	C	O3'-P	-9.12	1.50	1.61
34	BA	338	U	O3'-P	-9.12	1.50	1.61
35	BB	612	A	O3'-P	-9.12	1.50	1.61
85	AA	1551	G	C6-N1	-9.12	1.33	1.39
85	AA	2138	G	N7-C5	-9.12	1.33	1.39
85	AA	511	A	O3'-P	-9.12	1.50	1.61
85	AA	2091	C	C2'-C1'	-9.12	1.43	1.53
34	BA	45	A	O3'-P	-9.12	1.50	1.61
34	BA	1109	G	C1'-N9	-9.12	1.34	1.46
35	BB	23	U	P-O5'	-9.12	1.50	1.59
35	BB	71	A	P-O5'	-9.12	1.50	1.59
35	BB	461	U	C2-N3	-9.12	1.31	1.37
35	BB	1252	G	O3'-P	-9.12	1.50	1.61
85	AA	96	C	C2-N3	-9.12	1.28	1.35
85	AA	831	C	C2'-C1'	-9.12	1.43	1.53
85	AA	960	G	C2'-C1'	-9.12	1.43	1.53
85	AA	997	U	P-O5'	-9.12	1.50	1.59
85	AA	1851	A	N9-C4	-9.12	1.32	1.37
40	BG	167	C	O3'-P	-9.11	1.50	1.61
34	BA	1475	G	N9-C4	-9.11	1.30	1.38
85	AA	440	U	O3'-P	-9.11	1.50	1.61
36	BC	49	G	O3'-P	-9.11	1.50	1.61
36	BC	124	A	C5'-C4'	9.11	1.62	1.51
85	AA	545	A	N9-C4	-9.11	1.32	1.37
85	AA	1140	G	O3'-P	-9.11	1.50	1.61
34	BA	28	C	P-O5'	-9.11	1.50	1.59
34	BA	1000	G	O3'-P	-9.11	1.50	1.61
34	BA	1066	A	P-O5'	-9.11	1.50	1.59
34	BA	1312	A	C2'-C1'	-9.11	1.43	1.53
34	BA	1612	C	P-O5'	-9.11	1.50	1.59
35	BB	1289	G	P-O5'	-9.11	1.50	1.59

Continued on next page...

Continued from previous page...

Mol	Chain	Res	Type	Atoms	Z	Observed(Å)	Ideal(Å)
85	AA	512	U	P-O5'	-9.11	1.50	1.59
85	AA	1220	A	N7-C5	-9.11	1.33	1.39
34	BA	134	U	C3'-C2'	-9.10	1.42	1.52
34	BA	349	G	C1'-N9	-9.10	1.34	1.46
34	BA	721	A	N7-C5	-9.10	1.33	1.39
36	BC	91	G	C1'-N9	-9.10	1.34	1.46
40	BG	10	U	O4'-C1'	-9.10	1.29	1.41
34	BA	1603	A	N3-C4	-9.10	1.29	1.34
35	BB	42	A	N9-C4	-9.10	1.32	1.37
34	BA	17	A	C3'-C2'	-9.10	1.42	1.52
34	BA	757	G	P-O5'	-9.10	1.50	1.59
34	BA	1234	U	O3'-P	-9.10	1.50	1.61
35	BB	1246	C	C3'-C2'	-9.10	1.42	1.52
38	BE	129	G	P-O5'	-9.10	1.50	1.59
38	BE	203	C	P-O5'	-9.10	1.50	1.59
40	BG	35	G	C2'-C1'	-9.10	1.43	1.53
85	AA	969	U	O3'-P	-9.09	1.50	1.61
85	AA	1221	G	C1'-N9	-9.09	1.34	1.46
34	BA	128	C	C3'-C2'	-9.09	1.42	1.52
34	BA	460	G	C2'-C1'	-9.09	1.43	1.53
34	BA	481	A	O3'-P	-9.09	1.50	1.61
34	BA	1803	A	C1'-N9	-9.09	1.34	1.46
35	BB	632	U	C2'-C1'	-9.09	1.43	1.53
35	BB	410	A	N9-C4	-9.09	1.32	1.37
36	BC	46	G	P-O5'	-9.09	1.50	1.59
85	AA	1518	A	O3'-P	-9.09	1.50	1.61
40	BG	81	G	O3'-P	-9.09	1.50	1.61
85	AA	1458	G	N1-C2	-9.09	1.30	1.37
85	AA	2043	A	N9-C4	-9.09	1.32	1.37
34	BA	123	C	P-O5'	-9.09	1.50	1.59
34	BA	513	U	O3'-P	-9.09	1.50	1.61
34	BA	723	C	P-O5'	-9.09	1.50	1.59
34	BA	783	U	C2-N3	-9.09	1.31	1.37
35	BB	460	C	C2'-C1'	-9.09	1.43	1.53
37	BD	23	A	N9-C4	-9.09	1.32	1.37
85	AA	686	U	P-O5'	-9.09	1.50	1.59
85	AA	2146	G	C5-C4	-9.09	1.31	1.38
85	AA	2183	U	O3'-P	-9.09	1.50	1.61
36	BC	154	A	O3'-P	-9.09	1.50	1.61
38	BE	23	G	O3'-P	-9.09	1.50	1.61
40	BG	16	G	C1'-N9	-9.09	1.34	1.46
36	BC	129	C	P-O5'	-9.08	1.50	1.59

Continued on next page...

Continued from previous page...

Mol	Chain	Res	Type	Atoms	Z	Observed(Å)	Ideal(Å)
41	BH	28	U	O3'-P	-9.08	1.50	1.61
41	BH	35	G	O3'-P	-9.08	1.50	1.61
34	BA	889	U	C3'-C2'	-9.08	1.42	1.52
34	BA	1510	C	C2-N3	-9.08	1.28	1.35
35	BB	425	G	C6-N1	-9.08	1.33	1.39
85	AA	1677	A	O3'-P	-9.08	1.50	1.61
37	BD	69	U	C2-N3	-9.08	1.31	1.37
34	BA	1685	C	C3'-C2'	-9.08	1.42	1.52
38	BE	68	U	C2-N3	-9.08	1.31	1.37
85	AA	1168	C	P-O5'	-9.08	1.50	1.59
34	BA	610	A	C4'-C3'	-9.07	1.43	1.53
34	BA	931	G	C1'-N9	-9.07	1.34	1.46
35	BB	775	U	C3'-C2'	-9.07	1.42	1.52
85	AA	817	G	C2'-C1'	-9.07	1.43	1.53
34	BA	478	G	C1'-N9	-9.07	1.34	1.46
85	AA	714	U	P-O5'	-9.07	1.50	1.59
35	BB	649	A	C4'-C3'	-9.07	1.43	1.53
35	BB	781	U	C2'-C1'	-9.07	1.43	1.53
34	BA	17	A	N9-C4	-9.07	1.32	1.37
34	BA	222	C	P-O5'	-9.07	1.50	1.59
35	BB	450	A	P-O5'	-9.07	1.50	1.59
34	BA	306	G	P-O5'	-9.07	1.50	1.59
34	BA	1103	G	P-O5'	-9.07	1.50	1.59
34	BA	1612	C	C3'-C2'	-9.07	1.42	1.52
35	BB	1359	G	P-O5'	-9.07	1.50	1.59
37	BD	43	U	O3'-P	-9.07	1.50	1.61
38	BE	64	A	P-O5'	-9.07	1.50	1.59
41	BH	67	G	P-O5'	-9.07	1.50	1.59
85	AA	620	U	C2-N3	-9.07	1.31	1.37
34	BA	1166	A	C2'-C1'	-9.06	1.43	1.53
85	AA	555	C	P-O5'	-9.06	1.50	1.59
34	BA	147	U	P-O5'	-9.06	1.50	1.59
34	BA	1639	U	C2-N3	-9.06	1.31	1.37
34	BA	341	U	P-O5'	-9.06	1.50	1.59
34	BA	375	C	P-O5'	-9.06	1.50	1.59
85	AA	627	A	O3'-P	-9.06	1.50	1.61
85	AA	1495	G	C1'-N9	-9.06	1.34	1.46
36	BC	160	C	O3'-P	-9.06	1.50	1.61
34	BA	1050	A	N7-C5	-9.06	1.33	1.39
34	BA	28	C	C2-N3	-9.06	1.28	1.35
36	BC	147	G	P-O5'	-9.06	1.50	1.59
37	BD	59	G	P-O5'	-9.06	1.50	1.59

Continued on next page...

Continued from previous page...

Mol	Chain	Res	Type	Atoms	Z	Observed(Å)	Ideal(Å)
41	BH	111	U	C2-N3	-9.06	1.31	1.37
85	AA	1453	U	P-O5'	-9.06	1.50	1.59
34	BA	1276	G	C1'-N9	-9.05	1.34	1.46
35	BB	379	U	C3'-C2'	-9.05	1.42	1.52
38	BE	1	U	C2-N3	-9.06	1.31	1.37
39	BF	63	U	P-O5'	-9.06	1.50	1.59
40	BG	26	G	O3'-P	-9.05	1.50	1.61
40	BG	40	G	C1'-N9	-9.05	1.34	1.46
85	AA	1281	G	C1'-N9	-9.05	1.34	1.46
85	AA	2005	U	C4'-C3'	-9.05	1.43	1.53
34	BA	378	C	O3'-P	-9.05	1.50	1.61
34	BA	430	A	C2'-C1'	-9.05	1.43	1.53
34	BA	728	A	O3'-P	-9.05	1.50	1.61
36	BC	16	A	O3'-P	-9.05	1.50	1.61
38	BE	100	U	O3'-P	-9.05	1.50	1.61
38	BE	192	A	O3'-P	-9.05	1.50	1.61
34	BA	1262	A	C1'-N9	-9.05	1.34	1.46
40	BG	89	A	N9-C4	-9.05	1.32	1.37
40	BG	174	G	O3'-P	-9.05	1.50	1.61
34	BA	455	A	O3'-P	-9.05	1.50	1.61
85	AA	188	G	C2'-C1'	-9.05	1.43	1.53
85	AA	1580	A	O3'-P	-9.05	1.50	1.61
34	BA	413	A	N7-C5	-9.05	1.33	1.39
34	BA	890	G	C2'-C1'	-9.05	1.43	1.53
35	BB	547	A	O3'-P	-9.05	1.50	1.61
34	BA	258	C	O3'-P	-9.04	1.50	1.61
34	BA	1210	A	N7-C5	-9.05	1.33	1.39
35	BB	1371	G	C2'-C1'	-9.05	1.43	1.53
36	BC	163	A	O3'-P	-9.05	1.50	1.61
85	AA	1248	U	C4'-C3'	-9.04	1.43	1.53
34	BA	492	G	C1'-N9	-9.04	1.34	1.46
85	AA	1249	U	C2'-C1'	-9.04	1.43	1.53
85	AA	620	U	C2'-C1'	-9.04	1.43	1.53
34	BA	369	A	C3'-C2'	-9.04	1.42	1.52
34	BA	401	A	C4'-C3'	-9.04	1.43	1.53
35	BB	86	A	C4'-C3'	-9.04	1.43	1.53
35	BB	1163	U	P-O5'	-9.04	1.50	1.59
35	BB	1523	U	C2'-C1'	-9.04	1.43	1.53
85	AA	1473	U	C2'-C1'	-9.04	1.43	1.53
34	BA	714	G	C2'-C1'	-9.04	1.43	1.53
35	BB	1081	U	O3'-P	-9.04	1.50	1.61
35	BB	1161	G	C2'-C1'	-9.04	1.43	1.53

Continued on next page...

Continued from previous page...

Mol	Chain	Res	Type	Atoms	Z	Observed(Å)	Ideal(Å)
85	AA	162	A	P-O5'	-9.04	1.50	1.59
85	AA	1248	U	C3'-C2'	-9.04	1.42	1.52
34	BA	27	G	C4'-C3'	-9.04	1.43	1.53
35	BB	805	G	C2'-C1'	-9.04	1.43	1.53
35	BB	597	C	C2'-C1'	-9.03	1.43	1.53
39	BF	42	G	C6-N1	-9.04	1.33	1.39
85	AA	868	A	O3'-P	-9.03	1.50	1.61
34	BA	275	C	O3'-P	-9.03	1.50	1.61
35	BB	1034	U	C2-N3	-9.03	1.31	1.37
85	AA	1935	G	P-O5'	-9.03	1.50	1.59
85	AA	2187	G	C2'-C1'	-9.03	1.43	1.53
34	BA	1830	A	C4'-C3'	-9.03	1.43	1.53
85	AA	1539	A	P-O5'	-9.03	1.50	1.59
34	BA	1482	A	C2'-C1'	-9.02	1.43	1.53
38	BE	115	U	P-O5'	-9.02	1.50	1.59
38	BE	23	G	N9-C8	-9.02	1.31	1.37
85	AA	592	C	O3'-P	-9.02	1.50	1.61
85	AA	838	G	C2'-C1'	-9.02	1.43	1.53
85	AA	1977	G	P-O5'	-9.02	1.50	1.59
34	BA	774	A	O3'-P	-9.02	1.50	1.61
35	BB	997	G	P-O5'	-9.02	1.50	1.59
36	BC	95	A	P-O5'	-9.02	1.50	1.59
41	BH	22	A	N9-C4	-9.02	1.32	1.37
34	BA	610	A	C2'-C1'	-9.02	1.43	1.53
34	BA	1826	C	O3'-P	-9.02	1.50	1.61
35	BB	559	U	P-O5'	-9.02	1.50	1.59
36	BC	55	U	C2-N3	-9.02	1.31	1.37
85	AA	766	G	N7-C5	-9.02	1.33	1.39
85	AA	1095	C	P-O5'	-9.02	1.50	1.59
85	AA	1829	C	C2'-C1'	-9.02	1.43	1.53
34	BA	1418	G	N9-C4	-9.01	1.30	1.38
35	BB	2	C	C1'-N1	-9.01	1.34	1.46
35	BB	679	G	N7-C5	-9.01	1.33	1.39
38	BE	106	C	O3'-P	-9.01	1.50	1.61
41	BH	106	G	O3'-P	-9.01	1.50	1.61
85	AA	527	A	C1'-N9	-9.01	1.34	1.46
85	AA	2022	A	C6-N6	-9.01	1.26	1.33
85	AA	2184	A	C3'-C2'	-9.01	1.42	1.52
34	BA	580	U	C2'-C1'	-9.01	1.43	1.53
34	BA	692	U	P-O5'	-9.01	1.50	1.59
34	BA	693	G	C2-N2	-9.01	1.25	1.34
35	BB	500	C	O3'-P	-9.01	1.50	1.61

Continued on next page...

Continued from previous page...

Mol	Chain	Res	Type	Atoms	Z	Observed(Å)	Ideal(Å)
35	BB	601	U	O3'-P	-9.01	1.50	1.61
35	BB	1249	G	C5-C4	-9.01	1.32	1.38
35	BB	1428	C	O3'-P	-9.01	1.50	1.61
38	BE	40	C	P-O5'	-9.01	1.50	1.59
85	AA	1282	A	C3'-C2'	-9.01	1.42	1.52
86	AB	72	C	C2'-C1'	-9.01	1.43	1.53
34	BA	355	U	C2-N3	-9.01	1.31	1.37
37	BD	3	G	O3'-P	-9.01	1.50	1.61
38	BE	107	U	C4'-C3'	-9.01	1.43	1.53
85	AA	1535	C	O3'-P	-9.01	1.50	1.61
34	BA	1587	C	C2'-C1'	-9.01	1.43	1.53
40	BG	139	U	C3'-C2'	-9.01	1.42	1.52
34	BA	562	C	P-O5'	-9.00	1.50	1.59
34	BA	911	G	C1'-N9	-9.00	1.34	1.46
34	BA	1342	C	P-O5'	-9.00	1.50	1.59
34	BA	1433	U	C2'-C1'	-9.00	1.43	1.53
35	BB	32	C	N1-C6	-9.00	1.31	1.37
38	BE	25	U	O3'-P	-9.00	1.50	1.61
85	AA	396	U	P-O5'	-9.00	1.50	1.59
34	BA	8	G	C2'-C1'	-9.00	1.43	1.53
34	BA	1312	A	P-O5'	-9.00	1.50	1.59
34	BA	1443	U	O4'-C1'	-9.00	1.29	1.41
35	BB	77	A	C5-C4	-9.00	1.32	1.38
35	BB	1065	G	N9-C4	-9.00	1.30	1.38
37	BD	25	G	C2'-C1'	-9.00	1.43	1.53
37	BD	48	G	O3'-P	-9.00	1.50	1.61
85	AA	2002	A	N9-C4	9.00	1.43	1.37
85	AA	883	A	O3'-P	-9.00	1.50	1.61
85	AA	1183	C	O3'-P	-9.00	1.50	1.61
85	AA	1830	U	P-O5'	-9.00	1.50	1.59
85	AA	2172	A	P-O5'	-9.00	1.50	1.59
34	BA	747	G	C2'-C1'	-8.99	1.43	1.53
35	BB	763	U	P-O5'	-8.99	1.50	1.59
34	BA	272	A	N7-C5	-8.99	1.33	1.39
34	BA	346	A	N9-C4	-8.99	1.32	1.37
34	BA	784	C	C1'-N1	-8.99	1.34	1.46
34	BA	1576	C	O3'-P	-8.99	1.50	1.61
37	BD	75	G	C2-N2	-8.99	1.25	1.34
85	AA	485	A	N9-C4	-8.99	1.32	1.37
85	AA	2186	U	O3'-P	-8.99	1.50	1.61
34	BA	57	A	C2'-C1'	-8.99	1.43	1.53
34	BA	658	C	O3'-P	-8.99	1.50	1.61

Continued on next page...

Continued from previous page...

Mol	Chain	Res	Type	Atoms	Z	Observed(Å)	Ideal(Å)
34	BA	1704	G	C3'-C2'	-8.99	1.42	1.52
35	BB	452	A	N9-C4	-8.99	1.32	1.37
35	BB	1119	G	C3'-C2'	-8.99	1.42	1.52
38	BE	192	A	C1'-N9	-8.99	1.34	1.46
85	AA	686	U	O3'-P	-8.99	1.50	1.61
35	BB	1194	A	P-O5'	-8.99	1.50	1.59
34	BA	412	G	N9-C4	-8.99	1.30	1.38
41	BH	10	U	N3-C4	-8.99	1.30	1.38
85	AA	155	U	C2-N3	-8.99	1.31	1.37
34	BA	154	A	N9-C4	-8.98	1.32	1.37
34	BA	1281	U	C2-N3	-8.98	1.31	1.37
35	BB	1086	G	O3'-P	-8.98	1.50	1.61
35	BB	1149	A	N9-C4	-8.98	1.32	1.37
35	BB	1338	U	O3'-P	-8.98	1.50	1.61
35	BB	571	C	O3'-P	-8.98	1.50	1.61
38	BE	108	U	C2-N3	-8.98	1.31	1.37
34	BA	326	A	C2'-C1'	-8.98	1.43	1.53
35	BB	419	G	C1'-N9	-8.98	1.34	1.46
36	BC	101	U	C2-N3	-8.98	1.31	1.37
40	BG	142	A	N7-C5	-8.98	1.33	1.39
34	BA	78	U	O3'-P	-8.98	1.50	1.61
34	BA	290	G	C3'-C2'	-8.98	1.42	1.52
34	BA	1720	U	N3-C4	-8.98	1.30	1.38
34	BA	437	G	N7-C5	-8.98	1.33	1.39
34	BA	495	A	C2'-C1'	-8.98	1.43	1.53
34	BA	1180	A	P-O5'	-8.98	1.50	1.59
34	BA	1564	A	N7-C5	-8.98	1.33	1.39
35	BB	579	A	O3'-P	-8.98	1.50	1.61
85	AA	421	G	C6-N1	-8.98	1.33	1.39
35	BB	1094	A	P-O5'	-8.98	1.50	1.59
35	BB	1371	G	N9-C4	-8.98	1.30	1.38
85	AA	170	C	O3'-P	-8.98	1.50	1.61
85	AA	2151	U	C2-N3	-8.97	1.31	1.37
34	BA	441	A	C2'-C1'	-8.97	1.43	1.53
34	BA	1341	A	P-O5'	-8.97	1.50	1.59
34	BA	1579	G	C6-N1	-8.97	1.33	1.39
35	BB	433	C	P-O5'	-8.97	1.50	1.59
35	BB	1362	G	N7-C5	-8.97	1.33	1.39
41	BH	43	G	N9-C4	-8.97	1.30	1.38
34	BA	1808	A	C3'-C2'	-8.97	1.42	1.52
35	BB	423	G	C6-N1	-8.97	1.33	1.39
35	BB	615	A	C2'-C1'	-8.97	1.43	1.53

Continued on next page...

Continued from previous page...

Mol	Chain	Res	Type	Atoms	Z	Observed(Å)	Ideal(Å)
40	BG	26	G	C1'-N9	-8.97	1.34	1.46
35	BB	1073	A	O3'-P	-8.97	1.50	1.61
36	BC	14	G	C2'-C1'	-8.97	1.43	1.53
37	BD	26	C	P-O5'	-8.97	1.50	1.59
85	AA	456	A	O3'-P	-8.97	1.50	1.61
34	BA	238	C	C4-C5	-8.97	1.35	1.43
36	BC	106	G	O3'-P	-8.97	1.50	1.61
36	BC	117	A	O3'-P	-8.97	1.50	1.61
41	BH	44	A	C2'-C1'	-8.97	1.43	1.53
85	AA	1963	G	O3'-P	-8.97	1.50	1.61
34	BA	341	U	C4'-C3'	-8.96	1.43	1.53
34	BA	1327	G	C2'-C1'	-8.97	1.43	1.53
85	AA	860	C	C2-N3	-8.97	1.28	1.35
34	BA	1496	G	N9-C4	-8.96	1.30	1.38
40	BG	137	G	C1'-N9	-8.96	1.34	1.46
85	AA	1651	C	C2'-C1'	-8.96	1.43	1.53
85	AA	2203	C	O3'-P	-8.96	1.50	1.61
85	AA	2251	U	C5'-C4'	8.96	1.62	1.51
34	BA	1405	A	C2'-C1'	-8.96	1.43	1.53
38	BE	167	U	C2-N3	-8.96	1.31	1.37
40	BG	5	G	P-O5'	-8.96	1.50	1.59
85	AA	128	U	O3'-P	-8.96	1.50	1.61
85	AA	268	A	P-O5'	-8.96	1.50	1.59
34	BA	11	U	C2'-C1'	-8.96	1.43	1.53
34	BA	742	C	N1-C2	-8.96	1.31	1.40
34	BA	1241	U	C2'-C1'	-8.96	1.43	1.53
35	BB	1047	C	O3'-P	-8.96	1.50	1.61
35	BB	1406	C	O3'-P	-8.96	1.50	1.61
41	BH	29	G	C5-C4	-8.96	1.32	1.38
41	BH	110	C	P-O5'	-8.96	1.50	1.59
85	AA	1756	C	P-O5'	-8.96	1.50	1.59
36	BC	96	A	C1'-N9	-8.96	1.34	1.46
85	AA	52	U	P-O5'	-8.96	1.50	1.59
34	BA	518	C	C2'-C1'	-8.96	1.43	1.53
35	BB	847	U	P-O5'	-8.96	1.50	1.59
35	BB	1542	C	C2'-C1'	-8.96	1.43	1.53
85	AA	707	U	C2-N3	-8.96	1.31	1.37
34	BA	1223	C	C2'-C1'	-8.95	1.43	1.53
40	BG	68	U	C4'-C3'	-8.96	1.43	1.53
85	AA	397	G	C5-C4	-8.95	1.32	1.38
35	BB	687	C	O3'-P	-8.95	1.50	1.61
35	BB	1387	C	C2-N3	-8.95	1.28	1.35

Continued on next page...

Continued from previous page...

Mol	Chain	Res	Type	Atoms	Z	Observed(Å)	Ideal(Å)
85	AA	722	G	P-O5'	-8.95	1.50	1.59
34	BA	484	A	C5'-C4'	-8.95	1.40	1.51
34	BA	1211	G	C2-N2	-8.95	1.25	1.34
35	BB	551	C	O3'-P	-8.95	1.50	1.61
35	BB	490	G	C2'-C1'	-8.95	1.43	1.53
37	BD	74	A	C2'-C1'	-8.95	1.43	1.53
85	AA	402	G	N9-C4	-8.95	1.30	1.38
35	BB	117	A	O3'-P	-8.95	1.50	1.61
34	BA	102	G	C6-N1	-8.95	1.33	1.39
34	BA	205	G	P-O5'	-8.95	1.50	1.59
34	BA	322	U	N3-C4	-8.94	1.30	1.38
34	BA	1570	C	C4'-C3'	-8.95	1.43	1.53
34	BA	1657	A	N9-C4	-8.95	1.32	1.37
35	BB	787	A	C3'-C2'	-8.95	1.43	1.52
35	BB	977	G	N7-C5	-8.95	1.33	1.39
35	BB	1138	A	P-O5'	-8.95	1.50	1.59
38	BE	21	C	C4'-C3'	-8.95	1.43	1.53
85	AA	2224	U	P-O5'	-8.95	1.50	1.59
40	BG	82	U	O3'-P	-8.94	1.50	1.61
85	AA	299	A	O3'-P	-8.94	1.50	1.61
85	AA	757	A	O3'-P	-8.95	1.50	1.61
34	BA	59	A	N9-C4	-8.94	1.32	1.37
34	BA	994	G	P-O5'	-8.94	1.50	1.59
35	BB	130	G	C1'-N9	-8.94	1.34	1.46
37	BD	54	A	N7-C5	-8.94	1.33	1.39
40	BG	95	U	O4'-C1'	-8.94	1.30	1.41
34	BA	111	U	C2'-C1'	-8.94	1.43	1.53
34	BA	1107	A	C2'-C1'	-8.94	1.43	1.53
34	BA	1542	A	O3'-P	-8.94	1.50	1.61
38	BE	170	U	C4'-C3'	-8.94	1.43	1.53
85	AA	1471	G	N1-C2	-8.94	1.30	1.37
85	AA	1670	U	C2'-C1'	-8.94	1.43	1.53
35	BB	1314	G	C3'-C2'	-8.94	1.43	1.52
85	AA	1659	C	P-O5'	-8.94	1.50	1.59
86	AB	70	G	O3'-P	-8.94	1.50	1.61
34	BA	985	C	C3'-C2'	-8.94	1.43	1.52
34	BA	1597	G	C1'-N9	-8.94	1.34	1.46
36	BC	106	G	C2'-C1'	-8.94	1.43	1.53
40	BG	28	A	C5-C4	-8.94	1.32	1.38
34	BA	1641	G	N9-C4	-8.93	1.30	1.38
34	BA	1652	G	C2'-C1'	-8.93	1.43	1.53
40	BG	8	U	C1'-N1	-8.93	1.34	1.46

Continued on next page...

Continued from previous page...

Mol	Chain	Res	Type	Atoms	Z	Observed(Å)	Ideal(Å)
35	BB	116	G	P-O5'	-8.93	1.50	1.59
35	BB	109	U	O3'-P	-8.93	1.50	1.61
34	BA	17	A	O3'-P	-8.93	1.50	1.61
34	BA	151	A	C1'-N9	8.93	1.62	1.48
34	BA	856	G	C4'-C3'	-8.93	1.43	1.53
34	BA	996	U	O3'-P	-8.93	1.50	1.61
34	BA	1176	C	C4'-C3'	-8.93	1.43	1.53
34	BA	1221	A	P-O5'	-8.93	1.50	1.59
34	BA	1250	C	O3'-P	-8.93	1.50	1.61
35	BB	569	G	C2'-C1'	-8.93	1.43	1.53
35	BB	669	A	N9-C4	-8.93	1.32	1.37
35	BB	1051	U	C3'-C2'	-8.93	1.43	1.52
35	BB	826	G	O3'-P	-8.93	1.50	1.61
38	BE	25	U	C2-N3	-8.93	1.31	1.37
34	BA	708	C	C2'-C1'	-8.92	1.43	1.53
34	BA	1590	G	O3'-P	-8.92	1.50	1.61
35	BB	662	G	C3'-C2'	-8.92	1.43	1.52
36	BC	6	G	O3'-P	-8.92	1.50	1.61
85	AA	860	C	O3'-P	-8.92	1.50	1.61
85	AA	1196	C	C2'-C1'	-8.92	1.43	1.53
34	BA	399	G	C5-C6	-8.92	1.33	1.42
35	BB	620	G	C3'-C2'	-8.92	1.43	1.52
37	BD	50	A	C1'-N9	-8.92	1.34	1.46
39	BF	4	A	P-O5'	-8.92	1.50	1.59
34	BA	875	G	O3'-P	-8.92	1.50	1.61
34	BA	844	U	P-O5'	-8.92	1.50	1.59
35	BB	373	C	O3'-P	-8.92	1.50	1.61
36	BC	18	G	O3'-P	-8.92	1.50	1.61
35	BB	566	A	P-O5'	-8.92	1.50	1.59
36	BC	65	G	P-O5'	-8.92	1.50	1.59
38	BE	6	A	C1'-N9	-8.92	1.34	1.46
40	BG	73	U	P-O5'	-8.92	1.50	1.59
85	AA	30	G	C2'-C1'	-8.92	1.43	1.53
85	AA	2008	G	C3'-C2'	-8.92	1.43	1.52
34	BA	134	U	P-O5'	-8.91	1.50	1.59
34	BA	1442	A	C1'-N9	-8.91	1.34	1.46
34	BA	1547	G	P-O5'	-8.91	1.50	1.59
35	BB	605	C	C4'-C3'	-8.91	1.43	1.53
35	BB	1103	A	C1'-N9	-8.91	1.34	1.46
85	AA	403	G	C2'-C1'	-8.91	1.43	1.53
35	BB	598	C	O3'-P	-8.91	1.50	1.61
36	BC	6	G	P-O5'	-8.91	1.50	1.59

Continued on next page...

Continued from previous page...

Mol	Chain	Res	Type	Atoms	Z	Observed(Å)	Ideal(Å)
40	BG	182	G	P-O5'	-8.91	1.50	1.59
85	AA	999	A	C5'-C4'	8.91	1.62	1.51
34	BA	267	G	O3'-P	-8.91	1.50	1.61
36	BC	33	U	O3'-P	-8.91	1.50	1.61
40	BG	95	U	C2'-C1'	-8.91	1.43	1.53
85	AA	701	C	O3'-P	-8.91	1.50	1.61
85	AA	995	G	C1'-N9	-8.91	1.34	1.46
85	AA	1005	C	P-O5'	-8.91	1.50	1.59
85	AA	1483	A	P-O5'	-8.91	1.50	1.59
85	AA	1823	G	C3'-C2'	-8.91	1.43	1.52
34	BA	474	A	C2'-C1'	-8.91	1.43	1.53
35	BB	1321	G	C4'-C3'	-8.91	1.43	1.53
85	AA	448	G	C6-N1	-8.91	1.33	1.39
85	AA	1162	A	C2'-C1'	-8.91	1.43	1.53
85	AA	2041	G	C2-N2	-8.91	1.25	1.34
85	AA	2148	C	C3'-C2'	-8.91	1.43	1.52
34	BA	136	A	O3'-P	-8.90	1.50	1.61
34	BA	191	G	C2'-C1'	-8.90	1.43	1.53
34	BA	1292	A	N9-C4	-8.90	1.32	1.37
35	BB	994	A	C1'-N9	8.90	1.62	1.48
37	BD	112	U	P-O5'	-8.90	1.50	1.59
85	AA	454	G	N9-C8	-8.90	1.31	1.37
85	AA	1829	C	O3'-P	-8.90	1.50	1.61
85	AA	639	C	O3'-P	-8.90	1.50	1.61
85	AA	939	A	C8-N7	-8.90	1.25	1.31
34	BA	740	A	C1'-N9	-8.90	1.34	1.46
34	BA	149	G	P-O5'	-8.90	1.50	1.59
35	BB	799	A	C4'-C3'	-8.90	1.43	1.53
40	BG	111	C	P-O5'	-8.90	1.50	1.59
85	AA	589	A	N7-C5	-8.90	1.33	1.39
85	AA	1143	C	O3'-P	-8.90	1.50	1.61
34	BA	203	U	O3'-P	-8.90	1.50	1.61
34	BA	216	C	P-O5'	-8.90	1.50	1.59
34	BA	297	A	O4'-C1'	-8.90	1.30	1.41
34	BA	594	G	C2'-C1'	-8.90	1.43	1.53
85	AA	1524	A	N9-C4	-8.90	1.32	1.37
34	BA	451	A	O3'-P	-8.90	1.50	1.61
34	BA	1234	U	P-O5'	-8.90	1.50	1.59
35	BB	66	G	C4'-C3'	-8.90	1.43	1.53
35	BB	132	G	P-O5'	-8.90	1.50	1.59
35	BB	737	C	P-O5'	-8.90	1.50	1.59
41	BH	19	G	C1'-N9	-8.90	1.34	1.46

Continued on next page...

Continued from previous page...

Mol	Chain	Res	Type	Atoms	Z	Observed(Å)	Ideal(Å)
85	AA	97	A	C1'-N9	-8.90	1.34	1.46
34	BA	688	G	P-O5'	-8.89	1.50	1.59
34	BA	856	G	C1'-N9	-8.89	1.34	1.46
34	BA	1538	G	N1-C2	-8.89	1.30	1.37
35	BB	1425	A	C2'-C1'	-8.89	1.43	1.53
35	BB	1440	A	C2'-C1'	-8.89	1.43	1.53
85	AA	2037	A	P-O5'	-8.89	1.50	1.59
85	AA	702	G	C8-N7	-8.89	1.25	1.30
85	AA	879	G	C1'-N9	-8.89	1.34	1.46
85	AA	1226	A	C2'-C1'	-8.89	1.43	1.53
34	BA	751	A	O3'-P	-8.89	1.50	1.61
34	BA	1293	A	C5-C4	-8.89	1.32	1.38
34	BA	1614	G	C1'-N9	-8.89	1.34	1.46
41	BH	14	C	O3'-P	-8.89	1.50	1.61
85	AA	1526	G	O3'-P	-8.89	1.50	1.61
37	BD	93	G	C6-N1	-8.89	1.33	1.39
85	AA	422	G	C5-C4	-8.89	1.32	1.38
34	BA	10	G	C2'-C1'	-8.89	1.43	1.53
34	BA	53	G	C5-C4	-8.89	1.32	1.38
35	BB	392	G	C6-N1	-8.89	1.33	1.39
35	BB	631	G	O3'-P	-8.89	1.50	1.61
35	BB	1220	A	C8-N7	-8.89	1.25	1.31
35	BB	1366	C	O3'-P	-8.89	1.50	1.61
37	BD	18	G	O3'-P	-8.89	1.50	1.61
85	AA	1107	A	C6-N6	-8.89	1.26	1.33
85	AA	887	A	C2'-C1'	-8.89	1.43	1.53
85	AA	2147	A	N9-C8	-8.89	1.30	1.37
34	BA	755	G	C2-N2	-8.88	1.25	1.34
35	BB	645	C	C3'-C2'	-8.89	1.43	1.52
85	AA	1502	A	O3'-P	-8.89	1.50	1.61
85	AA	1676	G	N3-C4	-8.89	1.29	1.35
35	BB	1282	G	O3'-P	-8.88	1.50	1.61
85	AA	437	G	C1'-N9	-8.88	1.34	1.46
85	AA	654	A	C6-N1	-8.88	1.29	1.35
34	BA	49	A	C3'-C2'	-8.88	1.43	1.52
34	BA	480	G	C4'-C3'	-8.88	1.43	1.53
34	BA	1289	C	C4'-C3'	-8.88	1.43	1.53
35	BB	1299	G	P-O5'	-8.88	1.50	1.59
40	BG	98	A	N9-C4	-8.88	1.32	1.37
85	AA	1966	C	P-O5'	-8.88	1.50	1.59
85	AA	2003	C	O3'-P	-8.88	1.50	1.61
85	AA	2044	A	C2'-C1'	-8.88	1.43	1.53

Continued on next page...

Continued from previous page...

Mol	Chain	Res	Type	Atoms	Z	Observed(Å)	Ideal(Å)
35	BB	786	A	C3'-C2'	-8.88	1.43	1.52
34	BA	916	A	N3-C4	-8.88	1.29	1.34
35	BB	49	A	N9-C4	-8.88	1.32	1.37
40	BG	92	U	C2'-C1'	-8.88	1.43	1.53
85	AA	1217	U	O3'-P	-8.88	1.50	1.61
36	BC	25	C	O3'-P	-8.88	1.50	1.61
34	BA	1001	G	C1'-N9	-8.87	1.34	1.46
35	BB	1183	U	C3'-C2'	-8.87	1.43	1.52
35	BB	1225	A	O3'-P	-8.87	1.50	1.61
41	BH	38	G	O3'-P	-8.87	1.50	1.61
36	BC	17	U	O3'-P	-8.87	1.50	1.61
38	BE	139	U	C2-N3	-8.87	1.31	1.37
34	BA	954	U	O3'-P	-8.87	1.50	1.61
34	BA	1507	C	P-O5'	-8.87	1.50	1.59
35	BB	1388	A	C5-C4	-8.87	1.32	1.38
85	AA	173	A	C4'-C3'	-8.87	1.43	1.53
34	BA	1592	U	O3'-P	-8.87	1.50	1.61
85	AA	1281	G	C2'-C1'	-8.87	1.43	1.53
85	AA	2178	A	C2'-C1'	-8.87	1.43	1.53
34	BA	7	U	C3'-C2'	-8.87	1.43	1.52
34	BA	780	U	C1'-N1	8.87	1.62	1.48
34	BA	798	G	C6-N1	-8.87	1.33	1.39
34	BA	336	A	C2'-C1'	-8.86	1.43	1.53
35	BB	491	A	N7-C5	-8.86	1.33	1.39
34	BA	568	G	P-O5'	-8.86	1.50	1.59
35	BB	1422	G	O3'-P	-8.86	1.50	1.61
38	BE	105	A	N9-C4	-8.86	1.32	1.37
34	BA	483	A	P-O5'	-8.86	1.50	1.59
35	BB	430	A	C2'-C1'	-8.86	1.43	1.53
35	BB	446	U	C4'-O4'	-8.86	1.34	1.45
35	BB	634	A	C2'-C1'	-8.86	1.43	1.53
35	BB	1241	U	C3'-C2'	-8.86	1.43	1.52
37	BD	12	U	O3'-P	-8.86	1.50	1.61
38	BE	23	G	C4'-C3'	-8.86	1.43	1.53
85	AA	937	G	C2'-C1'	-8.86	1.43	1.53
85	AA	1204	A	O3'-P	-8.86	1.50	1.61
85	AA	1233	G	N9-C4	-8.86	1.30	1.38
85	AA	1801	U	P-O5'	-8.86	1.50	1.59
85	AA	2031	C	O3'-P	-8.86	1.50	1.61
35	BB	591	A	P-O5'	-8.86	1.50	1.59
85	AA	43	A	O3'-P	-8.86	1.50	1.61
85	AA	70	U	C4'-C3'	-8.86	1.43	1.53

Continued on next page...

Continued from previous page...

Mol	Chain	Res	Type	Atoms	Z	Observed(Å)	Ideal(Å)
85	AA	162	A	C2'-C1'	-8.86	1.43	1.53
85	AA	415	G	P-O5'	-8.86	1.50	1.59
85	AA	897	A	N9-C4	-8.86	1.32	1.37
85	AA	1221	G	O3'-P	-8.86	1.50	1.61
34	BA	596	G	C5-C6	-8.86	1.33	1.42
35	BB	1114	A	C8-N7	-8.86	1.25	1.31
38	BE	176	G	C2'-C1'	-8.86	1.43	1.53
34	BA	557	U	P-OP1	8.85	1.64	1.49
37	BD	103	C	P-O5'	-8.85	1.50	1.59
34	BA	620	C	C2'-C1'	-8.85	1.43	1.53
35	BB	622	G	C8-N7	-8.85	1.25	1.30
85	AA	1955	U	C2-N3	-8.85	1.31	1.37
34	BA	923	C	C3'-C2'	-8.85	1.43	1.52
41	BH	31	A	O3'-P	-8.85	1.50	1.61
85	AA	336	C	O3'-P	-8.85	1.50	1.61
85	AA	1105	G	N9-C8	-8.85	1.31	1.37
85	AA	1822	G	O3'-P	-8.85	1.50	1.61
34	BA	1835	A	O3'-P	-8.85	1.50	1.61
35	BB	572	G	P-O5'	-8.85	1.50	1.59
85	AA	28	A	O3'-P	-8.85	1.50	1.61
85	AA	477	U	P-O5'	-8.85	1.50	1.59
34	BA	165	C	O3'-P	-8.85	1.50	1.61
34	BA	1007	G	O3'-P	-8.85	1.50	1.61
34	BA	1099	U	P-O5'	-8.85	1.50	1.59
35	BB	86	A	O3'-P	-8.85	1.50	1.61
35	BB	1083	C	O3'-P	-8.85	1.50	1.61
35	BB	775	U	P-O5'	-8.85	1.50	1.59
36	BC	31	A	C5-C4	-8.85	1.32	1.38
39	BF	72	A	P-O5'	-8.85	1.50	1.59
85	AA	662	U	O3'-P	-8.85	1.50	1.61
34	BA	126	G	C2'-C1'	-8.84	1.43	1.53
34	BA	266	G	C1'-N9	-8.84	1.34	1.46
34	BA	371	U	C2-N3	-8.84	1.31	1.37
35	BB	1341	U	C2'-C1'	-8.84	1.43	1.53
36	BC	96	A	N9-C4	-8.84	1.32	1.37
37	BD	81	C	O3'-P	-8.84	1.50	1.61
39	BF	21	C	C4'-C3'	-8.84	1.43	1.53
85	AA	366	A	C2'-C1'	-8.84	1.43	1.53
35	BB	1415	G	N3-C4	-8.84	1.29	1.35
36	BC	148	C	C2-N3	-8.84	1.28	1.35
34	BA	1741	G	C2'-C1'	-8.84	1.43	1.53
36	BC	74	U	O3'-P	-8.84	1.50	1.61

Continued on next page...

Continued from previous page...

Mol	Chain	Res	Type	Atoms	Z	Observed(Å)	Ideal(Å)
85	AA	399	A	O3'-P	-8.84	1.50	1.61
85	AA	929	G	O3'-P	-8.84	1.50	1.61
34	BA	1555	G	C2-N2	-8.84	1.25	1.34
34	BA	1838	U	O3'-P	-8.84	1.50	1.61
35	BB	504	C	P-O5'	-8.84	1.50	1.59
35	BB	1382	U	O3'-P	-8.84	1.50	1.61
37	BD	57	C	O3'-P	-8.84	1.50	1.61
34	BA	1108	U	O3'-P	-8.84	1.50	1.61
34	BA	1652	G	N9-C8	-8.84	1.31	1.37
35	BB	613	C	O3'-P	-8.84	1.50	1.61
35	BB	981	A	P-O5'	-8.84	1.50	1.59
38	BE	144	A	P-O5'	-8.84	1.50	1.59
85	AA	1503	G	O3'-P	-8.84	1.50	1.61
34	BA	660	C	C3'-C2'	-8.83	1.43	1.52
36	BC	68	A	N7-C5	-8.83	1.33	1.39
85	AA	305	A	N9-C4	-8.83	1.32	1.37
85	AA	887	A	P-O5'	-8.83	1.50	1.59
85	AA	1573	A	N9-C4	-8.83	1.32	1.37
85	AA	1637	C	P-O5'	-8.83	1.50	1.59
85	AA	2099	C	O3'-P	-8.83	1.50	1.61
85	AA	2218	G	P-O5'	-8.83	1.50	1.59
35	BB	1383	C	C2'-C1'	-8.83	1.43	1.53
34	BA	933	U	C1'-N1	-8.83	1.34	1.46
85	AA	1483	A	C5-C4	-8.83	1.32	1.38
34	BA	493	G	C2'-C1'	-8.83	1.43	1.53
34	BA	1508	C	P-O5'	-8.83	1.50	1.59
34	BA	1797	A	P-O5'	-8.83	1.50	1.59
35	BB	483	C	N1-C6	-8.83	1.31	1.37
35	BB	1334	C	C4'-C3'	-8.83	1.43	1.53
36	BC	53	A	C2'-C1'	-8.83	1.43	1.53
36	BC	55	U	N1-C2	-8.83	1.30	1.38
85	AA	391	G	O3'-P	-8.83	1.50	1.61
85	AA	2148	C	C2'-C1'	-8.83	1.43	1.53
34	BA	409	A	C2'-C1'	-8.82	1.43	1.53
34	BA	672	G	C2'-C1'	-8.82	1.43	1.53
41	BH	24	U	C2'-C1'	-8.82	1.43	1.53
35	BB	1296	A	N9-C4	-8.82	1.32	1.37
38	BE	6	A	C5-C4	-8.82	1.32	1.38
85	AA	1144	G	C6-N1	-8.82	1.33	1.39
85	AA	1206	A	C3'-C2'	-8.82	1.43	1.52
34	BA	347	A	N9-C4	-8.82	1.32	1.37
34	BA	477	C	P-O5'	-8.82	1.50	1.59

Continued on next page...

Continued from previous page...

Mol	Chain	Res	Type	Atoms	Z	Observed(Å)	Ideal(Å)
34	BA	613	A	N9-C4	-8.82	1.32	1.37
34	BA	1807	G	C2-N2	-8.82	1.25	1.34
35	BB	131	A	N9-C4	-8.82	1.32	1.37
35	BB	516	G	O3'-P	-8.82	1.50	1.61
35	BB	1062	G	N9-C4	-8.82	1.30	1.38
34	BA	516	U	C2'-C1'	-8.82	1.43	1.53
40	BG	142	A	C2'-C1'	-8.82	1.43	1.53
34	BA	849	G	P-O5'	-8.82	1.50	1.59
34	BA	1686	G	O3'-P	-8.82	1.50	1.61
85	AA	410	A	N9-C4	-8.82	1.32	1.37
85	AA	1534	A	O3'-P	-8.82	1.50	1.61
85	AA	2240	G	N9-C4	-8.82	1.30	1.38
35	BB	1425	A	O3'-P	-8.82	1.50	1.61
34	BA	433	G	C5'-C4'	8.81	1.61	1.51
34	BA	333	A	C1'-N9	-8.81	1.34	1.46
35	BB	565	U	O3'-P	-8.81	1.50	1.61
35	BB	1264	U	C2-N3	-8.81	1.31	1.37
40	BG	130	G	C5-C4	-8.81	1.32	1.38
41	BH	29	G	N7-C5	-8.81	1.33	1.39
85	AA	1928	A	N9-C4	-8.81	1.32	1.37
85	AA	622	G	C1'-N9	-8.81	1.34	1.46
85	AA	1702	G	P-O5'	-8.81	1.50	1.59
85	AA	2180	C	C2'-C1'	-8.81	1.43	1.53
34	BA	1039	G	C1'-N9	-8.81	1.34	1.46
35	BB	999	G	C1'-N9	-8.81	1.34	1.46
35	BB	1390	U	O3'-P	-8.81	1.50	1.61
34	BA	1437	G	C2'-C1'	-8.81	1.43	1.53
34	BA	1613	G	N9-C4	-8.81	1.30	1.38
85	AA	876	U	P-O5'	-8.81	1.50	1.59
35	BB	1053	G	C1'-N9	-8.81	1.34	1.46
38	BE	142	A	P-O5'	-8.81	1.50	1.59
85	AA	620	U	C3'-C2'	-8.81	1.43	1.52
85	AA	1460	G	C5-C4	-8.81	1.32	1.38
85	AA	242	G	C2-N2	-8.81	1.25	1.34
85	AA	1911	A	C2'-C1'	-8.81	1.43	1.53
34	BA	236	A	P-O5'	-8.81	1.50	1.59
34	BA	1269	C	C2-N3	-8.81	1.28	1.35
34	BA	1556	A	C5-C4	-8.81	1.32	1.38
35	BB	7	C	O3'-P	-8.81	1.50	1.61
40	BG	10	U	C4'-O4'	-8.81	1.34	1.45
37	BD	29	C	P-O5'	-8.81	1.50	1.59
34	BA	765	U	C1'-N1	8.80	1.61	1.48

Continued on next page...

Continued from previous page...

Mol	Chain	Res	Type	Atoms	Z	Observed(Å)	Ideal(Å)
34	BA	1575	U	P-O5'	-8.81	1.50	1.59
85	AA	7	G	N9-C4	-8.81	1.30	1.38
34	BA	465	A	O3'-P	-8.80	1.50	1.61
35	BB	778	A	C5-C4	-8.80	1.32	1.38
37	BD	98	G	N1-C2	-8.80	1.30	1.37
37	BD	108	G	C3'-C2'	-8.80	1.43	1.52
35	BB	513	G	P-O5'	-8.80	1.50	1.59
35	BB	1244	U	O3'-P	-8.80	1.50	1.61
35	BB	1305	A	N7-C5	-8.80	1.33	1.39
37	BD	80	G	O3'-P	-8.80	1.50	1.61
40	BG	89	A	C5-C4	-8.80	1.32	1.38
85	AA	447	C	C2-N3	-8.80	1.28	1.35
85	AA	1735	U	C2'-C1'	-8.80	1.43	1.53
85	AA	597	A	C1'-N9	-8.80	1.34	1.46
35	BB	1326	U	P-O5'	-8.80	1.50	1.59
85	AA	471	U	C2-N3	-8.80	1.31	1.37
85	AA	1234	G	O3'-P	-8.80	1.50	1.61
34	BA	388	A	O3'-P	-8.79	1.50	1.61
34	BA	1555	G	N9-C4	-8.79	1.30	1.38
35	BB	776	U	O3'-P	-8.80	1.50	1.61
34	BA	1653	G	C1'-N9	-8.79	1.34	1.46
35	BB	1303	A	O3'-P	-8.79	1.50	1.61
38	BE	127	G	C3'-C2'	-8.79	1.43	1.52
40	BG	37	G	O3'-P	-8.79	1.50	1.61
85	AA	165	C	O3'-P	-8.79	1.50	1.61
85	AA	1181	U	O3'-P	-8.79	1.50	1.61
85	AA	1793	A	C4'-C3'	-8.79	1.43	1.53
85	AA	2203	C	P-O5'	-8.79	1.50	1.59
35	BB	407	A	P-O5'	-8.79	1.50	1.59
35	BB	470	C	O3'-P	-8.79	1.50	1.61
35	BB	831	C	C2'-C1'	-8.79	1.43	1.53
40	BG	178	G	P-O5'	-8.79	1.50	1.59
35	BB	869	G	C2'-C1'	-8.79	1.43	1.53
34	BA	1355	G	N7-C5	-8.79	1.33	1.39
35	BB	135	C	P-O5'	-8.79	1.50	1.59
35	BB	1251	G	P-O5'	-8.79	1.50	1.59
35	BB	1539	C	O3'-P	-8.79	1.50	1.61
34	BA	480	G	C8-N7	-8.79	1.25	1.30
35	BB	971	A	O3'-P	-8.79	1.50	1.61
35	BB	1084	A	N9-C4	-8.79	1.32	1.37
38	BE	145	A	C1'-N9	-8.79	1.34	1.46
40	BG	52	A	N9-C4	-8.79	1.32	1.37

Continued on next page...

Continued from previous page...

Mol	Chain	Res	Type	Atoms	Z	Observed(Å)	Ideal(Å)
85	AA	501	A	P-O5'	-8.79	1.50	1.59
34	BA	1590	G	C1'-N9	-8.79	1.34	1.46
37	BD	95	G	N7-C5	-8.79	1.33	1.39
34	BA	1249	G	N1-C2	-8.78	1.30	1.37
35	BB	482	A	C2'-C1'	-8.78	1.43	1.53
85	AA	1538	C	C2'-C1'	-8.78	1.43	1.53
34	BA	1418	G	N7-C5	-8.78	1.33	1.39
35	BB	1095	G	P-O5'	-8.78	1.50	1.59
85	AA	1490	A	C1'-N9	-8.78	1.34	1.46
34	BA	1095	G	O3'-P	-8.78	1.50	1.61
34	BA	500	C	C3'-C2'	-8.78	1.43	1.52
34	BA	794	G	O3'-P	-8.78	1.50	1.61
34	BA	1814	U	N3-C4	-8.78	1.30	1.38
35	BB	76	C	P-O5'	-8.78	1.50	1.59
34	BA	52	G	C1'-N9	-8.78	1.34	1.46
34	BA	901	C	C2'-C1'	-8.78	1.43	1.53
34	BA	429	G	N3-C4	-8.78	1.29	1.35
85	AA	454	G	P-O5'	-8.78	1.50	1.59
34	BA	1023	G	O3'-P	-8.77	1.50	1.61
35	BB	583	G	C2'-C1'	-8.77	1.43	1.53
35	BB	768	A	C2'-C1'	-8.77	1.43	1.53
35	BB	1110	G	O3'-P	-8.77	1.50	1.61
34	BA	760	G	C2'-C1'	-8.77	1.43	1.53
35	BB	7	C	C2'-C1'	-8.77	1.43	1.53
35	BB	487	A	C1'-N9	-8.77	1.34	1.46
36	BC	10	C	O3'-P	-8.77	1.50	1.61
37	BD	74	A	C4'-C3'	-8.77	1.43	1.53
85	AA	456	A	N9-C4	-8.77	1.32	1.37
85	AA	2147	A	C2'-C1'	-8.77	1.43	1.53
34	BA	1721	U	N3-C4	-8.77	1.30	1.38
35	BB	593	A	O3'-P	-8.77	1.50	1.61
34	BA	482	C	C4'-O4'	-8.77	1.34	1.45
34	BA	524	G	C2-N2	-8.77	1.25	1.34
35	BB	1178	A	C2'-C1'	-8.77	1.43	1.53
41	BH	42	U	P-O5'	-8.77	1.50	1.59
85	AA	2217	A	C2'-C1'	-8.77	1.43	1.53
34	BA	981	A	N9-C4	-8.77	1.32	1.37
35	BB	115	A	P-O5'	-8.77	1.50	1.59
36	BC	42	G	C1'-N9	-8.77	1.34	1.46
85	AA	627	A	P-O5'	-8.77	1.50	1.59
35	BB	786	A	P-O5'	-8.77	1.50	1.59
40	BG	56	G	O3'-P	-8.77	1.50	1.61

Continued on next page...

Continued from previous page...

Mol	Chain	Res	Type	Atoms	Z	Observed(Å)	Ideal(Å)
34	BA	339	G	P-O5'	-8.76	1.50	1.59
34	BA	413	A	N9-C4	-8.76	1.32	1.37
34	BA	1278	A	C3'-C2'	-8.76	1.43	1.52
35	BB	1077	C	P-O5'	-8.76	1.50	1.59
85	AA	601	A	C2'-C1'	-8.76	1.43	1.53
85	AA	688	C	C3'-C2'	-8.76	1.43	1.52
35	BB	1444	U	O3'-P	-8.76	1.50	1.61
40	BG	10	U	C1'-N1	-8.76	1.34	1.46
85	AA	36	U	O3'-P	-8.76	1.50	1.61
85	AA	516	G	O3'-P	-8.76	1.50	1.61
85	AA	1801	U	O3'-P	-8.76	1.50	1.61
34	BA	557	U	O4'-C1'	8.76	1.53	1.41
34	BA	1803	A	O3'-P	-8.76	1.50	1.61
35	BB	1051	U	P-O5'	-8.76	1.50	1.59
35	BB	1053	G	P-O5'	-8.76	1.50	1.59
85	AA	374	C	C2'-C1'	-8.76	1.43	1.53
85	AA	1107	A	C4'-C3'	-8.76	1.43	1.53
35	BB	503	G	C2'-C1'	-8.76	1.43	1.53
35	BB	1189	C	O3'-P	-8.76	1.50	1.61
35	BB	1292	G	C4'-C3'	-8.76	1.43	1.53
85	AA	927	A	P-O5'	-8.76	1.50	1.59
40	BG	65	C	P-O5'	-8.76	1.50	1.59
85	AA	1496	U	P-O5'	-8.76	1.50	1.59
85	AA	2190	U	P-O5'	-8.76	1.50	1.59
34	BA	825	G	C5-C4	-8.76	1.32	1.38
37	BD	64	A	O3'-P	-8.76	1.50	1.61
34	BA	938	C	C2'-C1'	-8.76	1.43	1.53
35	BB	127	U	C2'-C1'	-8.76	1.43	1.53
35	BB	568	A	C5-C4	-8.76	1.32	1.38
35	BB	1103	A	N7-C5	-8.76	1.33	1.39
35	BB	1399	A	C8-N7	-8.76	1.25	1.31
36	BC	76	C	P-O5'	-8.76	1.50	1.59
34	BA	515	U	C3'-C2'	-8.75	1.43	1.52
35	BB	465	C	C4-N4	-8.75	1.26	1.33
35	BB	1448	U	P-O5'	-8.75	1.50	1.59
37	BD	67	C	C3'-C2'	-8.75	1.43	1.52
40	BG	3	G	C2-N2	-8.75	1.25	1.34
34	BA	701	G	P-O5'	-8.75	1.50	1.59
34	BA	1176	C	O3'-P	-8.75	1.50	1.61
85	AA	1656	C	O3'-P	-8.75	1.50	1.61
85	AA	2146	G	C4'-O4'	-8.75	1.34	1.45
34	BA	219	U	C2'-C1'	-8.75	1.43	1.53

Continued on next page...

Continued from previous page...

Mol	Chain	Res	Type	Atoms	Z	Observed(Å)	Ideal(Å)
35	BB	1142	C	O3'-P	-8.75	1.50	1.61
34	BA	504	A	C1'-N9	-8.75	1.34	1.46
34	BA	864	G	C8-N7	8.75	1.36	1.30
34	BA	1092	U	C3'-C2'	-8.75	1.43	1.52
34	BA	1208	U	C1'-N1	-8.75	1.34	1.46
37	BD	41	G	C4'-O4'	-8.75	1.34	1.45
38	BE	144	A	C3'-C2'	-8.75	1.43	1.52
85	AA	1244	A	P-O5'	-8.75	1.51	1.59
34	BA	20	A	C8-N7	-8.75	1.25	1.31
34	BA	240	C	C2'-C1'	-8.75	1.43	1.53
34	BA	579	U	C2-N3	-8.75	1.31	1.37
85	AA	877	G	C2'-C1'	-8.75	1.43	1.53
34	BA	500	C	P-O5'	-8.75	1.51	1.59
35	BB	451	A	P-O5'	-8.75	1.51	1.59
35	BB	646	U	P-O5'	-8.75	1.51	1.59
34	BA	43	U	O3'-P	-8.74	1.50	1.61
34	BA	269	G	C2'-C1'	-8.74	1.43	1.53
34	BA	503	C	C2-N3	-8.74	1.28	1.35
34	BA	700	G	C3'-C2'	-8.74	1.43	1.52
34	BA	1064	A	C5-C4	-8.74	1.32	1.38
34	BA	1671	A	O3'-P	-8.74	1.50	1.61
35	BB	670	G	O3'-P	-8.74	1.50	1.61
35	BB	825	U	O3'-P	-8.74	1.50	1.61
35	BB	1144	A	C2'-C1'	-8.74	1.43	1.53
36	BC	95	A	C1'-N9	-8.74	1.34	1.46
85	AA	364	C	C3'-C2'	-8.74	1.43	1.52
85	AA	1486	G	C6-N1	-8.74	1.33	1.39
36	BC	53	A	P-O5'	-8.74	1.51	1.59
85	AA	1858	G	C3'-C2'	-8.74	1.43	1.52
85	AA	2126	U	C2-N3	-8.74	1.31	1.37
40	BG	113	G	C6-N1	-8.74	1.33	1.39
34	BA	1009	G	O3'-P	-8.74	1.50	1.61
34	BA	1745	G	P-O5'	-8.74	1.51	1.59
34	BA	306	G	C3'-C2'	-8.74	1.43	1.52
34	BA	457	A	C3'-C2'	-8.74	1.43	1.52
34	BA	1222	C	C4'-C3'	-8.74	1.43	1.53
35	BB	609	G	P-O5'	-8.74	1.51	1.59
35	BB	467	G	P-O5'	-8.74	1.51	1.59
40	BG	8	U	C3'-C2'	-8.74	1.43	1.52
85	AA	1268	C	O3'-P	-8.74	1.50	1.61
85	AA	1717	G	C4'-C3'	8.74	1.62	1.53
85	AA	1984	A	O3'-P	-8.74	1.50	1.61

Continued on next page...

Continued from previous page...

Mol	Chain	Res	Type	Atoms	Z	Observed(Å)	Ideal(Å)
34	BA	441	A	N9-C4	-8.73	1.32	1.37
34	BA	1483	U	C2-N3	-8.73	1.31	1.37
85	AA	397	G	N9-C8	-8.73	1.31	1.37
35	BB	496	C	O3'-P	-8.73	1.50	1.61
35	BB	1376	G	O3'-P	-8.73	1.50	1.61
85	AA	730	G	N9-C4	8.73	1.45	1.38
85	AA	2147	A	N3-C4	-8.73	1.29	1.34
38	BE	75	C	P-O5'	-8.73	1.51	1.59
85	AA	2081	A	P-O5'	-8.73	1.51	1.59
34	BA	664	C	P-O5'	-8.73	1.51	1.59
35	BB	783	U	P-O5'	-8.73	1.51	1.59
36	BC	89	U	P-O5'	-8.73	1.51	1.59
37	BD	75	G	O3'-P	-8.73	1.50	1.61
34	BA	94	G	N1-C2	-8.73	1.30	1.37
34	BA	542	A	P-O5'	-8.73	1.51	1.59
40	BG	105	A	C5-C4	-8.73	1.32	1.38
40	BG	137	G	P-O5'	-8.73	1.51	1.59
85	AA	47	A	N9-C4	8.73	1.43	1.37
85	AA	1178	A	N9-C4	-8.73	1.32	1.37
34	BA	1107	A	C3'-C2'	-8.73	1.43	1.52
34	BA	1800	G	C2'-C1'	-8.73	1.43	1.53
35	BB	469	G	O3'-P	-8.73	1.50	1.61
35	BB	1026	G	C5'-C4'	8.73	1.61	1.51
40	BG	108	G	C1'-N9	-8.73	1.34	1.46
85	AA	1283	C	O3'-P	-8.73	1.50	1.61
85	AA	474	C	C2'-C1'	-8.73	1.43	1.53
85	AA	1936	C	P-O5'	-8.73	1.51	1.59
85	AA	1678	U	C2-N3	-8.73	1.31	1.37
35	BB	1359	G	N9-C4	-8.72	1.30	1.38
34	BA	517	A	N9-C4	-8.72	1.32	1.37
35	BB	1078	U	O3'-P	-8.72	1.50	1.61
38	BE	97	G	P-O5'	-8.72	1.51	1.59
85	AA	2060	G	O3'-P	-8.72	1.50	1.61
34	BA	1841	A	O3'-P	-8.72	1.50	1.61
35	BB	1090	A	N9-C4	-8.72	1.32	1.37
38	BE	23	G	N7-C5	-8.72	1.34	1.39
34	BA	459	U	C3'-C2'	-8.72	1.43	1.52
85	AA	454	G	C1'-N9	-8.72	1.34	1.46
85	AA	1366	A	N9-C4	-8.72	1.32	1.37
35	BB	363	A	N7-C5	-8.72	1.34	1.39
85	AA	57	G	C6-N1	-8.72	1.33	1.39
85	AA	2185	U	C2-N3	-8.72	1.31	1.37

Continued on next page...

Continued from previous page...

Mol	Chain	Res	Type	Atoms	Z	Observed(Å)	Ideal(Å)
34	BA	538	G	C6-N1	-8.71	1.33	1.39
34	BA	1034	U	O3'-P	-8.72	1.50	1.61
34	BA	1404	A	P-O5'	-8.72	1.51	1.59
41	BH	16	A	N3-C4	-8.71	1.29	1.34
85	AA	1464	G	N9-C8	-8.72	1.31	1.37
85	AA	611	G	P-O5'	-8.71	1.51	1.59
85	AA	764	U	C2-N3	-8.71	1.31	1.37
85	AA	1206	A	N9-C4	-8.71	1.32	1.37
85	AA	1476	C	O3'-P	-8.71	1.50	1.61
85	AA	1923	A	C2'-C1'	-8.71	1.43	1.53
34	BA	248	G	N7-C5	-8.71	1.34	1.39
39	BF	46	G	P-O5'	-8.71	1.51	1.59
34	BA	446	U	O3'-P	-8.71	1.50	1.61
34	BA	739	A	N3-C4	-8.71	1.29	1.34
34	BA	796	G	P-O5'	-8.71	1.51	1.59
38	BE	140	G	O3'-P	-8.71	1.50	1.61
40	BG	52	A	P-O5'	-8.71	1.51	1.59
35	BB	1067	G	C2'-C1'	-8.71	1.43	1.53
36	BC	31	A	C2'-C1'	-8.71	1.43	1.53
85	AA	741	G	C6-N1	-8.71	1.33	1.39
85	AA	1682	U	C2'-C1'	-8.71	1.43	1.53
85	AA	2146	G	N9-C4	-8.71	1.30	1.38
85	AA	1759	U	O3'-P	-8.71	1.50	1.61
34	BA	687	G	C6-N1	-8.71	1.33	1.39
35	BB	131	A	C5-C4	-8.71	1.32	1.38
35	BB	1194	A	O3'-P	-8.71	1.50	1.61
85	AA	1179	A	P-O5'	-8.71	1.51	1.59
35	BB	436	G	N9-C4	-8.71	1.30	1.38
41	BH	41	A	C3'-C2'	-8.71	1.43	1.52
34	BA	1431	G	C6-N1	-8.70	1.33	1.39
35	BB	106	A	P-O5'	-8.71	1.51	1.59
35	BB	441	G	C1'-N9	-8.71	1.34	1.46
35	BB	812	G	P-O5'	-8.70	1.51	1.59
35	BB	1057	G	O3'-P	-8.71	1.50	1.61
36	BC	54	G	N3-C4	-8.71	1.29	1.35
40	BG	47	G	P-O5'	-8.71	1.51	1.59
85	AA	1709	U	O3'-P	-8.70	1.50	1.61
34	BA	1696	G	C5-C4	-8.70	1.32	1.38
85	AA	514	U	O3'-P	-8.70	1.50	1.61
34	BA	694	G	C6-N1	-8.70	1.33	1.39
34	BA	1177	C	O3'-P	-8.70	1.50	1.61
34	BA	1285	G	C6-N1	-8.70	1.33	1.39

Continued on next page...

Continued from previous page...

Mol	Chain	Res	Type	Atoms	Z	Observed(Å)	Ideal(Å)
35	BB	1144	A	O3'-P	-8.70	1.50	1.61
36	BC	18	G	C6-N1	-8.70	1.33	1.39
34	BA	104	A	O3'-P	-8.70	1.50	1.61
34	BA	807	U	O3'-P	-8.70	1.50	1.61
34	BA	881	C	C3'-C2'	-8.70	1.43	1.52
34	BA	1037	C	C2'-C1'	-8.70	1.43	1.53
35	BB	567	G	C6-N1	-8.70	1.33	1.39
85	AA	1140	G	C4'-C3'	-8.70	1.43	1.53
34	BA	971	G	P-O5'	-8.69	1.51	1.59
34	BA	1344	G	P-O5'	-8.69	1.51	1.59
34	BA	1716	A	C5'-C4'	8.69	1.61	1.51
35	BB	126	C	C3'-C2'	-8.69	1.43	1.52
35	BB	546	A	N9-C4	-8.69	1.32	1.37
35	BB	622	G	C2'-C1'	-8.69	1.43	1.53
35	BB	1134	G	O3'-P	-8.69	1.50	1.61
35	BB	1427	A	C5-C4	-8.69	1.32	1.38
38	BE	27	A	O3'-P	-8.69	1.50	1.61
41	BH	47	G	C6-N1	-8.69	1.33	1.39
85	AA	642	G	P-O5'	-8.69	1.51	1.59
85	AA	704	A	C1'-N9	-8.69	1.34	1.46
85	AA	2081	A	N7-C5	-8.69	1.34	1.39
34	BA	961	C	C3'-C2'	-8.69	1.43	1.52
34	BA	1409	A	P-O5'	-8.69	1.51	1.59
35	BB	100	A	O3'-P	-8.69	1.50	1.61
85	AA	1477	A	O3'-P	-8.69	1.50	1.61
35	BB	1119	G	P-O5'	-8.69	1.51	1.59
41	BH	107	A	N7-C5	-8.69	1.34	1.39
85	AA	2141	G	C3'-C2'	-8.69	1.43	1.52
34	BA	574	U	N1-C2	8.69	1.46	1.38
34	BA	1252	G	C6-N1	-8.69	1.33	1.39
35	BB	1122	C	O3'-P	-8.69	1.50	1.61
34	BA	188	C	P-O5'	-8.68	1.51	1.59
34	BA	680	C	C4'-C3'	-8.68	1.43	1.53
85	AA	983	A	P-O5'	-8.68	1.51	1.59
35	BB	1210	U	P-O5'	-8.68	1.51	1.59
40	BG	16	G	O3'-P	-8.68	1.50	1.61
41	BH	58	C	P-O5'	-8.68	1.51	1.59
85	AA	2110	U	O3'-P	-8.68	1.50	1.61
34	BA	5	C	C2-N3	-8.68	1.28	1.35
34	BA	1105	A	N9-C4	-8.68	1.32	1.37
34	BA	1279	U	P-O5'	-8.68	1.51	1.59
34	BA	1535	G	C1'-N9	-8.68	1.34	1.46

Continued on next page...

Continued from previous page...

Mol	Chain	Res	Type	Atoms	Z	Observed(Å)	Ideal(Å)
85	AA	1149	A	C3'-C2'	-8.68	1.43	1.52
34	BA	1192	A	C2'-C1'	-8.68	1.43	1.53
34	BA	1332	U	P-O5'	-8.68	1.51	1.59
34	BA	422	C	O3'-P	-8.68	1.50	1.61
34	BA	1537	G	P-O5'	-8.68	1.51	1.59
35	BB	694	C	O3'-P	-8.68	1.50	1.61
35	BB	1385	C	C3'-C2'	-8.68	1.43	1.52
38	BE	64	A	O3'-P	-8.68	1.50	1.61
85	AA	1851	A	C1'-N9	-8.68	1.34	1.46
85	AA	1904	C	P-O5'	-8.68	1.51	1.59
34	BA	92	G	C2'-C1'	-8.67	1.43	1.53
34	BA	730	C	C2'-C1'	-8.67	1.43	1.53
34	BA	1657	A	C1'-N9	-8.67	1.34	1.46
35	BB	1062	G	O3'-P	-8.67	1.50	1.61
37	BD	101	A	P-O5'	-8.67	1.51	1.59
37	BD	111	U	C2-N3	-8.67	1.31	1.37
38	BE	182	U	C4'-C3'	-8.67	1.43	1.53
34	BA	296	G	C5'-C4'	8.67	1.61	1.51
40	BG	97	G	O3'-P	-8.67	1.50	1.61
40	BG	120	U	O3'-P	-8.67	1.50	1.61
35	BB	1221	G	N9-C4	-8.67	1.31	1.38
85	AA	352	G	C2'-C1'	-8.67	1.43	1.53
85	AA	1100	U	P-O5'	-8.67	1.51	1.59
35	BB	1286	G	N7-C5	-8.67	1.34	1.39
85	AA	372	U	N3-C4	-8.67	1.30	1.38
34	BA	792	A	C8-N7	-8.67	1.25	1.31
35	BB	33	A	C5-C4	-8.67	1.32	1.38
35	BB	648	G	N1-C2	-8.67	1.30	1.37
85	AA	2137	A	P-O5'	-8.67	1.51	1.59
34	BA	1289	C	P-O5'	-8.66	1.51	1.59
34	BA	1290	A	P-O5'	-8.66	1.51	1.59
35	BB	51	U	C2'-C1'	-8.66	1.43	1.53
37	BD	110	G	C5-C4	-8.66	1.32	1.38
85	AA	419	A	C1'-N9	-8.66	1.34	1.46
85	AA	2121	G	N7-C5	-8.66	1.34	1.39
34	BA	112	C	C3'-C2'	-8.66	1.43	1.52
34	BA	1163	G	C2'-C1'	-8.66	1.43	1.53
34	BA	1477	C	C4'-C3'	-8.66	1.43	1.53
34	BA	1823	A	N9-C4	-8.66	1.32	1.37
36	BC	26	U	C4'-O4'	-8.66	1.34	1.45
85	AA	832	U	P-O5'	-8.66	1.51	1.59
85	AA	1678	U	O3'-P	-8.66	1.50	1.61

Continued on next page...

Continued from previous page...

Mol	Chain	Res	Type	Atoms	Z	Observed(Å)	Ideal(Å)
85	AA	2145	G	O3'-P	-8.66	1.50	1.61
36	BC	30	U	O3'-P	-8.66	1.50	1.61
38	BE	170	U	C2-N3	-8.66	1.31	1.37
85	AA	705	G	O3'-P	-8.66	1.50	1.61
85	AA	1590	A	P-O5'	-8.66	1.51	1.59
34	BA	106	U	C3'-C2'	-8.66	1.43	1.52
34	BA	1045	C	P-O5'	-8.66	1.51	1.59
35	BB	1076	U	O3'-P	-8.66	1.50	1.61
40	BG	87	G	P-O5'	-8.66	1.51	1.59
85	AA	1877	G	O3'-P	-8.66	1.50	1.61
35	BB	478	G	P-O5'	-8.66	1.51	1.59
35	BB	1136	G	C6-N1	-8.66	1.33	1.39
85	AA	388	G	C2'-C1'	-8.66	1.43	1.53
85	AA	447	C	C3'-C2'	-8.66	1.43	1.52
85	AA	1466	U	C1'-N1	-8.66	1.34	1.46
34	BA	13	U	N1-C2	-8.65	1.30	1.38
34	BA	541	C	P-O5'	-8.65	1.51	1.59
34	BA	567	U	C2'-C1'	-8.65	1.43	1.53
35	BB	971	A	C1'-N9	-8.65	1.34	1.46
36	BC	156	A	C4'-C3'	-8.65	1.43	1.53
37	BD	3	G	C1'-N9	-8.65	1.34	1.46
40	BG	33	G	O3'-P	-8.65	1.50	1.61
85	AA	1250	A	N9-C4	-8.65	1.32	1.37
85	AA	1655	G	N9-C4	-8.65	1.31	1.38
35	BB	1344	U	C2-N3	-8.65	1.31	1.37
36	BC	147	G	O3'-P	-8.65	1.50	1.61
38	BE	3	G	N9-C4	-8.65	1.31	1.38
34	BA	882	G	O3'-P	-8.65	1.50	1.61
34	BA	1544	G	N9-C4	-8.65	1.31	1.38
35	BB	697	G	O3'-P	-8.65	1.50	1.61
85	AA	71	G	P-O5'	-8.65	1.51	1.59
85	AA	917	A	C1'-N9	-8.65	1.34	1.46
34	BA	1458	A	C5'-C4'	8.65	1.61	1.51
35	BB	586	U	C2-N3	-8.65	1.31	1.37
35	BB	4	C	P-O5'	-8.65	1.51	1.59
36	BC	52	A	C4'-C3'	-8.65	1.43	1.53
40	BG	16	G	N9-C4	8.65	1.44	1.38
85	AA	5	U	C2-N3	-8.65	1.31	1.37
85	AA	1228	A	C3'-C2'	-8.65	1.43	1.52
34	BA	370	U	C3'-C2'	-8.64	1.43	1.52
34	BA	939	C	O3'-P	-8.64	1.50	1.61
85	AA	2013	A	N9-C4	-8.64	1.32	1.37

Continued on next page...

Continued from previous page...

Mol	Chain	Res	Type	Atoms	Z	Observed(Å)	Ideal(Å)
34	BA	1430	C	C2'-C1'	-8.64	1.43	1.53
34	BA	917	C	C2-N3	-8.64	1.28	1.35
35	BB	1045	G	C5-C4	-8.64	1.32	1.38
38	BE	183	C	C5'-C4'	8.64	1.61	1.51
85	AA	629	A	C5-C4	-8.64	1.32	1.38
34	BA	818	G	C3'-C2'	-8.64	1.43	1.52
34	BA	896	U	P-O5'	-8.64	1.51	1.59
34	BA	942	G	O3'-P	-8.64	1.50	1.61
34	BA	1107	A	O3'-P	-8.64	1.50	1.61
35	BB	839	G	C4'-C3'	8.64	1.62	1.53
40	BG	85	C	O3'-P	-8.64	1.50	1.61
85	AA	248	U	C2-N3	-8.64	1.31	1.37
85	AA	321	C	C2'-C1'	-8.64	1.43	1.53
85	AA	1515	A	O3'-P	-8.64	1.50	1.61
85	AA	1171	C	C2'-C1'	-8.64	1.43	1.53
85	AA	1688	U	O3'-P	-8.64	1.50	1.61
34	BA	457	A	P-O5'	-8.64	1.51	1.59
35	BB	1259	A	C5'-C4'	8.64	1.61	1.51
34	BA	1028	A	C2'-C1'	-8.63	1.43	1.53
34	BA	1743	U	C2'-C1'	-8.63	1.43	1.53
35	BB	80	C	P-O5'	-8.64	1.51	1.59
35	BB	811	C	C2'-C1'	-8.63	1.43	1.53
37	BD	4	U	C1'-N1	-8.64	1.34	1.46
34	BA	103	G	C1'-N9	-8.63	1.34	1.46
34	BA	307	C	P-O5'	-8.63	1.51	1.59
35	BB	490	G	N3-C4	-8.63	1.29	1.35
35	BB	1057	G	N9-C4	-8.63	1.31	1.38
35	BB	1440	A	C4'-C3'	-8.63	1.43	1.53
85	AA	1024	G	P-O5'	-8.63	1.51	1.59
34	BA	757	G	N7-C5	-8.63	1.34	1.39
34	BA	903	C	C2'-C1'	-8.63	1.43	1.53
34	BA	970	U	P-O5'	-8.63	1.51	1.59
35	BB	596	C	C2'-C1'	-8.63	1.43	1.53
37	BD	89	G	N9-C4	-8.63	1.31	1.38
38	BE	89	G	C3'-C2'	-8.63	1.43	1.52
34	BA	260	A	C1'-N9	-8.63	1.34	1.46
34	BA	366	G	C1'-N9	-8.63	1.34	1.46
34	BA	1712	U	O3'-P	-8.63	1.50	1.61
35	BB	1191	G	O3'-P	-8.63	1.50	1.61
40	BG	34	A	C3'-C2'	-8.63	1.43	1.52
34	BA	1072	U	C3'-C2'	-8.63	1.43	1.52
34	BA	1197	U	O3'-P	-8.63	1.50	1.61

Continued on next page...

Continued from previous page...

Mol	Chain	Res	Type	Atoms	Z	Observed(Å)	Ideal(Å)
35	BB	269	A	N9-C4	-8.63	1.32	1.37
36	BC	121	G	N9-C4	-8.63	1.31	1.38
38	BE	31	A	N7-C5	-8.63	1.34	1.39
85	AA	2117	U	P-O5'	-8.63	1.51	1.59
34	BA	503	C	O3'-P	-8.62	1.50	1.61
34	BA	1543	A	N7-C5	-8.62	1.34	1.39
35	BB	879	G	C2'-C1'	-8.63	1.43	1.53
85	AA	1550	C	P-O5'	-8.62	1.51	1.59
34	BA	1256	A	C2'-C1'	-8.62	1.43	1.53
34	BA	1642	A	C5-C4	-8.62	1.32	1.38
35	BB	1311	G	C3'-C2'	-8.62	1.43	1.52
85	AA	2196	G	N7-C5	-8.62	1.34	1.39
34	BA	1070	G	N1-C2	-8.62	1.30	1.37
34	BA	1295	U	C2-N3	-8.62	1.31	1.37
34	BA	1301	G	C5-C4	-8.62	1.32	1.38
35	BB	579	A	N9-C4	-8.62	1.32	1.37
36	BC	9	G	C6-N1	-8.62	1.33	1.39
38	BE	121	G	C1'-N9	-8.62	1.34	1.46
85	AA	368	C	C3'-C2'	-8.62	1.43	1.52
85	AA	459	C	C2'-C1'	-8.62	1.43	1.53
85	AA	913	U	C2'-C1'	-8.62	1.43	1.53
85	AA	1752	C	P-O5'	-8.62	1.51	1.59
34	BA	1590	G	P-O5'	-8.62	1.51	1.59
34	BA	1435	A	N7-C5	-8.61	1.34	1.39
40	BG	2	U	P-O5'	-8.62	1.51	1.59
40	BG	35	G	C1'-N9	-8.61	1.34	1.46
85	AA	542	G	P-O5'	-8.62	1.51	1.59
34	BA	1107	A	N3-C4	-8.61	1.29	1.34
35	BB	1254	G	C4'-O4'	-8.61	1.34	1.45
34	BA	81	C	O3'-P	-8.61	1.50	1.61
34	BA	940	C	P-O5'	-8.61	1.51	1.59
34	BA	1000	G	C6-N1	-8.61	1.33	1.39
34	BA	1249	G	C6-N1	-8.61	1.33	1.39
35	BB	430	A	P-O5'	-8.61	1.51	1.59
35	BB	679	G	C2'-C1'	-8.61	1.43	1.53
35	BB	972	C	P-O5'	-8.61	1.51	1.59
35	BB	1190	U	C2-N3	-8.61	1.31	1.37
35	BB	1430	G	C2'-C1'	-8.61	1.43	1.53
36	BC	14	G	N9-C4	-8.61	1.31	1.38
38	BE	124	G	O3'-P	-8.61	1.50	1.61
40	BG	35	G	N9-C8	-8.61	1.31	1.37
85	AA	1248	U	P-O5'	-8.61	1.51	1.59

Continued on next page...

Continued from previous page...

Mol	Chain	Res	Type	Atoms	Z	Observed(Å)	Ideal(Å)
34	BA	839	U	C3'-C2'	-8.61	1.43	1.52
34	BA	1472	G	N1-C2	-8.61	1.30	1.37
34	BA	977	G	O3'-P	-8.61	1.50	1.61
35	BB	1021	C	C2'-C1'	-8.61	1.43	1.53
35	BB	1079	G	O3'-P	-8.61	1.50	1.61
37	BD	51	G	N9-C4	-8.61	1.31	1.38
39	BF	58	U	C2'-C1'	-8.61	1.43	1.53
34	BA	755	G	O3'-P	-8.61	1.50	1.61
35	BB	570	A	C3'-C2'	-8.61	1.43	1.52
39	BF	19	A	O3'-P	-8.61	1.50	1.61
34	BA	713	C	C3'-C2'	-8.61	1.43	1.52
34	BA	732	A	C2'-C1'	-8.61	1.43	1.53
36	BC	112	G	N7-C5	-8.61	1.34	1.39
41	BH	47	G	O3'-P	-8.61	1.50	1.61
85	AA	520	A	C5'-C4'	8.61	1.61	1.51
34	BA	689	C	C2-N3	-8.60	1.28	1.35
36	BC	43	A	C4'-C3'	-8.60	1.43	1.53
34	BA	1012	A	P-O5'	-8.60	1.51	1.59
34	BA	1836	A	O3'-P	-8.60	1.50	1.61
36	BC	2	A	C2'-C1'	-8.60	1.43	1.53
37	BD	73	U	O3'-P	-8.60	1.50	1.61
38	BE	189	A	N9-C4	-8.60	1.32	1.37
85	AA	621	U	O3'-P	-8.60	1.50	1.61
85	AA	1969	A	O3'-P	-8.60	1.50	1.61
38	BE	35	A	P-O5'	-8.60	1.51	1.59
40	BG	174	G	N9-C4	-8.60	1.31	1.38
85	AA	243	A	C5'-C4'	8.60	1.61	1.51
85	AA	276	C	C2'-C1'	-8.60	1.43	1.53
34	BA	99	G	C3'-C2'	-8.60	1.43	1.52
34	BA	395	G	C6-N1	-8.60	1.33	1.39
34	BA	930	A	O3'-P	-8.60	1.50	1.61
34	BA	1710	C	C2-N3	-8.60	1.28	1.35
35	BB	899	C	P-O5'	-8.60	1.51	1.59
85	AA	1466	U	C4'-O4'	-8.60	1.34	1.45
34	BA	941	G	C1'-N9	-8.60	1.34	1.46
35	BB	1265	U	P-O5'	-8.60	1.51	1.59
85	AA	1485	G	O3'-P	-8.60	1.50	1.61
85	AA	92	G	P-O5'	-8.60	1.51	1.59
34	BA	1099	U	C3'-C2'	-8.60	1.43	1.52
34	BA	1447	C	C2'-C1'	-8.60	1.43	1.53
37	BD	54	A	N9-C4	-8.60	1.32	1.37
38	BE	114	G	C1'-N9	-8.60	1.34	1.46

Continued on next page...

Continued from previous page...

Mol	Chain	Res	Type	Atoms	Z	Observed(Å)	Ideal(Å)
40	BG	137	G	C5-C4	-8.60	1.32	1.38
85	AA	105	A	C3'-C2'	-8.60	1.43	1.52
85	AA	490	A	O3'-P	-8.60	1.50	1.61
85	AA	578	U	C5'-C4'	-8.60	1.41	1.51
85	AA	866	U	C3'-C2'	-8.60	1.43	1.52
85	AA	1199	C	C2'-C1'	-8.60	1.43	1.53
85	AA	1958	C	P-O5'	-8.60	1.51	1.59
34	BA	78	U	C4'-C3'	-8.59	1.43	1.53
34	BA	978	U	O3'-P	-8.59	1.50	1.61
85	AA	441	C	C2'-C1'	-8.59	1.43	1.53
34	BA	79	C	C2-N3	-8.59	1.28	1.35
34	BA	1070	G	P-O5'	-8.59	1.51	1.59
35	BB	1373	U	C2-N3	-8.59	1.31	1.37
34	BA	1519	G	C1'-N9	-8.59	1.34	1.46
35	BB	1087	A	O3'-P	-8.59	1.50	1.61
41	BH	21	G	P-O5'	-8.59	1.51	1.59
85	AA	690	G	C6-N1	-8.59	1.33	1.39
85	AA	1063	U	P-O5'	-8.59	1.51	1.59
34	BA	1040	G	C5-C4	-8.59	1.32	1.38
35	BB	399	A	O3'-P	-8.59	1.50	1.61
34	BA	63	A	O3'-P	-8.59	1.50	1.61
34	BA	307	C	C2'-C1'	-8.59	1.44	1.53
34	BA	593	G	C1'-N9	8.59	1.61	1.48
35	BB	1119	G	O3'-P	-8.59	1.50	1.61
85	AA	158	C	O3'-P	-8.59	1.50	1.61
85	AA	1516	A	C4'-C3'	-8.59	1.43	1.53
85	AA	2045	U	O3'-P	-8.59	1.50	1.61
34	BA	766	A	N1-C2	-8.59	1.26	1.34
34	BA	816	G	C2'-C1'	-8.59	1.44	1.53
34	BA	1651	C	O3'-P	-8.59	1.50	1.61
35	BB	1208	G	O3'-P	-8.59	1.50	1.61
85	AA	411	U	C2'-C1'	-8.59	1.44	1.53
85	AA	429	G	O3'-P	-8.59	1.50	1.61
85	AA	1167	G	N7-C5	-8.59	1.34	1.39
34	BA	975	A	N9-C4	-8.59	1.32	1.37
35	BB	436	G	N7-C5	-8.59	1.34	1.39
39	BF	57	C	C3'-C2'	-8.59	1.43	1.52
85	AA	399	A	N9-C4	-8.59	1.32	1.37
85	AA	452	A	C2'-C1'	-8.59	1.44	1.53
85	AA	322	A	N9-C4	-8.59	1.32	1.37
85	AA	493	A	C2'-C1'	-8.59	1.44	1.53
85	AA	527	A	C2'-C1'	-8.58	1.44	1.53

Continued on next page...

Continued from previous page...

Mol	Chain	Res	Type	Atoms	Z	Observed(Å)	Ideal(Å)
37	BD	113	G	O3'-P	-8.58	1.50	1.61
34	BA	316	G	C1'-N9	-8.58	1.34	1.46
34	BA	1846	G	C3'-C2'	-8.58	1.43	1.52
34	BA	376	U	O3'-P	-8.58	1.50	1.61
34	BA	817	U	C2-N3	-8.58	1.31	1.37
34	BA	1262	A	C2'-C1'	-8.58	1.44	1.53
34	BA	1830	A	P-O5'	-8.58	1.51	1.59
35	BB	794	G	C6-N1	-8.58	1.33	1.39
41	BH	113	G	C2'-C1'	-8.58	1.44	1.53
35	BB	1145	G	C8-N7	-8.58	1.25	1.30
34	BA	1804	A	P-O5'	-8.58	1.51	1.59
35	BB	555	G	P-O5'	-8.58	1.51	1.59
35	BB	1294	C	O3'-P	-8.58	1.50	1.61
41	BH	123	G	P-O5'	-8.58	1.51	1.59
34	BA	805	A	C2'-C1'	-8.57	1.44	1.53
35	BB	484	G	C6-N1	-8.57	1.33	1.39
85	AA	2087	C	P-O5'	-8.57	1.51	1.59
34	BA	10	G	C1'-N9	-8.57	1.34	1.46
34	BA	260	A	N9-C4	-8.57	1.32	1.37
34	BA	1245	C	C2-N3	-8.57	1.28	1.35
85	AA	330	C	O3'-P	-8.57	1.50	1.61
85	AA	1540	A	N9-C4	-8.57	1.32	1.37
34	BA	189	G	N3-C4	-8.57	1.29	1.35
34	BA	1196	C	O3'-P	-8.57	1.50	1.61
34	BA	1671	A	N9-C4	-8.57	1.32	1.37
35	BB	1377	A	C1'-N9	-8.57	1.34	1.46
35	BB	1388	A	O3'-P	-8.57	1.50	1.61
35	BB	1459	U	N1-C2	-8.57	1.30	1.38
40	BG	96	C	C2-N3	-8.57	1.28	1.35
85	AA	187	C	P-O5'	-8.57	1.51	1.59
85	AA	441	C	P-O5'	-8.57	1.51	1.59
34	BA	1166	A	N9-C4	-8.57	1.32	1.37
34	BA	1523	U	C2-N3	-8.57	1.31	1.37
35	BB	854	G	P-O5'	-8.57	1.51	1.59
85	AA	485	A	C1'-N9	-8.57	1.34	1.46
85	AA	1216	A	C2'-C1'	-8.57	1.44	1.53
85	AA	1855	U	O3'-P	-8.57	1.50	1.61
34	BA	448	U	C2-N3	-8.57	1.31	1.37
34	BA	49	A	P-O5'	-8.57	1.51	1.59
34	BA	1632	G	P-O5'	-8.57	1.51	1.59
35	BB	392	G	C1'-N9	-8.57	1.34	1.46
35	BB	1049	G	O3'-P	-8.57	1.50	1.61

Continued on next page...

Continued from previous page...

Mol	Chain	Res	Type	Atoms	Z	Observed(Å)	Ideal(Å)
85	AA	575	G	C1'-N9	-8.57	1.34	1.46
35	BB	603	U	O3'-P	-8.57	1.50	1.61
38	BE	193	A	O3'-P	-8.57	1.50	1.61
34	BA	699	G	P-O5'	-8.56	1.51	1.59
34	BA	1331	G	C2'-C1'	-8.56	1.44	1.53
35	BB	1511	U	C2-N3	-8.56	1.31	1.37
85	AA	360	C	P-O5'	-8.56	1.51	1.59
85	AA	804	A	N9-C4	-8.56	1.32	1.37
85	AA	878	U	C2'-C1'	-8.56	1.44	1.53
34	BA	95	C	C2-N3	-8.56	1.28	1.35
34	BA	973	U	C4'-C3'	-8.56	1.43	1.53
35	BB	1546	C	C3'-C2'	-8.56	1.43	1.52
34	BA	463	A	N3-C4	-8.56	1.29	1.34
85	AA	1812	C	P-O5'	-8.56	1.51	1.59
34	BA	325	A	C2'-C1'	-8.56	1.44	1.53
34	BA	1103	G	N9-C4	-8.56	1.31	1.38
34	BA	1318	G	C2'-C1'	-8.56	1.44	1.53
35	BB	104	G	C2'-C1'	-8.56	1.44	1.53
35	BB	1406	C	C3'-C2'	-8.56	1.43	1.52
40	BG	88	G	C6-N1	-8.56	1.33	1.39
85	AA	1586	C	C2'-C1'	-8.56	1.44	1.53
85	AA	2123	U	C3'-C2'	-8.56	1.43	1.52
34	BA	178	C	C2-N3	-8.55	1.28	1.35
34	BA	792	A	N7-C5	-8.55	1.34	1.39
34	BA	887	U	C3'-C2'	-8.56	1.43	1.52
34	BA	757	G	C4'-O4'	-8.55	1.34	1.45
34	BA	983	A	O3'-P	-8.55	1.50	1.61
34	BA	1838	U	P-O5'	-8.55	1.51	1.59
35	BB	614	U	O3'-P	-8.55	1.50	1.61
35	BB	1199	A	C3'-C2'	-8.55	1.43	1.52
35	BB	1326	U	O3'-P	-8.55	1.50	1.61
35	BB	1523	U	P-O5'	-8.55	1.51	1.59
36	BC	77	A	N9-C4	-8.55	1.32	1.37
40	BG	126	G	P-O5'	-8.55	1.51	1.59
34	BA	41	U	C2-N3	-8.55	1.31	1.37
34	BA	726	G	O3'-P	-8.55	1.50	1.61
34	BA	815	C	C2'-C1'	-8.55	1.44	1.53
34	BA	1579	G	O3'-P	-8.55	1.50	1.61
35	BB	1153	G	N7-C5	-8.55	1.34	1.39
36	BC	144	C	P-O5'	-8.55	1.51	1.59
38	BE	66	A	O3'-P	-8.55	1.50	1.61
34	BA	764	G	C5'-C4'	8.55	1.61	1.51

Continued on next page...

Continued from previous page...

Mol	Chain	Res	Type	Atoms	Z	Observed(Å)	Ideal(Å)
35	BB	1053	G	C2-N2	-8.55	1.26	1.34
34	BA	1262	A	C5-C4	-8.55	1.32	1.38
35	BB	39	C	C3'-C2'	-8.55	1.43	1.52
35	BB	393	A	P-O5'	-8.55	1.51	1.59
35	BB	844	G	P-O5'	-8.55	1.51	1.59
40	BG	105	A	C1'-N9	-8.55	1.34	1.46
85	AA	515	C	C2-N3	-8.55	1.28	1.35
85	AA	1707	G	N7-C5	-8.55	1.34	1.39
34	BA	114	U	C2'-C1'	-8.55	1.44	1.53
34	BA	218	G	C2'-C1'	-8.54	1.44	1.53
34	BA	474	A	C1'-N9	-8.54	1.34	1.46
34	BA	501	U	C1'-N1	8.55	1.61	1.48
34	BA	1163	G	O3'-P	-8.55	1.50	1.61
34	BA	1821	A	P-O5'	-8.55	1.51	1.59
37	BD	87	G	C5-C4	-8.55	1.32	1.38
34	BA	1670	A	O3'-P	-8.54	1.50	1.61
35	BB	67	A	P-O5'	-8.54	1.51	1.59
85	AA	989	U	O3'-P	-8.54	1.50	1.61
85	AA	1272	G	C2'-C1'	-8.55	1.44	1.53
85	AA	1509	A	C2'-C1'	-8.54	1.44	1.53
34	BA	400	A	N9-C4	-8.54	1.32	1.37
34	BA	681	G	O3'-P	-8.54	1.50	1.61
34	BA	804	G	P-O5'	-8.54	1.51	1.59
34	BA	1014	A	P-O5'	-8.54	1.51	1.59
34	BA	1550	G	C5-C4	-8.54	1.32	1.38
34	BA	1565	U	C2-N3	-8.54	1.31	1.37
34	BA	1706	A	C5'-C4'	8.54	1.61	1.51
35	BB	1183	U	C2'-C1'	-8.54	1.44	1.53
85	AA	1885	A	C1'-N9	-8.54	1.34	1.46
34	BA	1614	G	N9-C4	-8.54	1.31	1.38
35	BB	587	A	C1'-N9	-8.54	1.34	1.46
34	BA	20	A	C1'-N9	-8.54	1.34	1.46
34	BA	760	G	N9-C4	-8.54	1.31	1.38
34	BA	1845	G	P-O5'	-8.54	1.51	1.59
40	BG	152	G	P-O5'	-8.54	1.51	1.59
34	BA	161	U	N1-C2	-8.54	1.30	1.38
34	BA	1292	A	P-O5'	-8.54	1.51	1.59
34	BA	1295	U	C1'-N1	-8.54	1.34	1.46
34	BA	1513	G	C6-N1	-8.54	1.33	1.39
85	AA	119	G	N3-C4	-8.54	1.29	1.35
85	AA	912	C	P-O5'	-8.54	1.51	1.59
35	BB	64	U	C2'-C1'	-8.54	1.44	1.53

Continued on next page...

Continued from previous page...

Mol	Chain	Res	Type	Atoms	Z	Observed(Å)	Ideal(Å)
35	BB	1509	G	C2'-C1'	-8.54	1.44	1.53
41	BH	20	A	O3'-P	-8.54	1.50	1.61
85	AA	890	U	O3'-P	-8.54	1.50	1.61
34	BA	200	C	O3'-P	-8.54	1.50	1.61
35	BB	793	A	P-O5'	-8.54	1.51	1.59
34	BA	819	G	C1'-N9	-8.53	1.34	1.46
34	BA	1474	G	C6-N1	-8.54	1.33	1.39
35	BB	1404	A	N3-C4	-8.54	1.29	1.34
35	BB	1003	G	C2-N2	-8.53	1.26	1.34
34	BA	53	G	P-O5'	-8.53	1.51	1.59
35	BB	366	G	C2'-C1'	-8.53	1.44	1.53
35	BB	683	U	O3'-P	-8.53	1.50	1.61
35	BB	967	G	P-O5'	-8.53	1.51	1.59
85	AA	373	G	P-O5'	-8.53	1.51	1.59
34	BA	470	C	N1-C2	-8.53	1.31	1.40
34	BA	507	U	C5'-C4'	8.53	1.61	1.51
34	BA	1225	A	O3'-P	-8.53	1.50	1.61
34	BA	1243	A	N9-C4	-8.53	1.32	1.37
34	BA	1032	A	N9-C4	-8.53	1.32	1.37
35	BB	548	A	N7-C5	-8.53	1.34	1.39
35	BB	1067	G	N7-C5	-8.53	1.34	1.39
85	AA	181	A	N7-C5	-8.53	1.34	1.39
85	AA	1822	G	C2'-C1'	-8.53	1.44	1.53
34	BA	1549	U	C2-N3	-8.53	1.31	1.37
34	BA	276	C	C2-N3	-8.53	1.28	1.35
34	BA	398	G	C2-N3	-8.53	1.25	1.32
34	BA	617	G	C2'-C1'	-8.53	1.44	1.53
35	BB	546	A	C5-C4	-8.53	1.32	1.38
38	BE	39	U	C3'-C2'	-8.53	1.43	1.52
35	BB	778	A	C5'-C4'	-8.53	1.41	1.51
38	BE	90	G	O3'-P	-8.53	1.50	1.61
38	BE	117	A	N7-C5	-8.53	1.34	1.39
34	BA	484	A	O3'-P	-8.52	1.50	1.61
34	BA	915	A	N9-C4	-8.52	1.32	1.37
34	BA	1114	G	C6-N1	-8.52	1.33	1.39
34	BA	1417	C	C3'-C2'	-8.52	1.43	1.52
37	BD	35	C	C2'-C1'	-8.52	1.44	1.53
40	BG	38	A	C3'-C2'	-8.52	1.43	1.52
41	BH	69	C	O3'-P	-8.52	1.50	1.61
35	BB	133	G	C1'-N9	-8.52	1.34	1.46
35	BB	1148	U	O3'-P	-8.52	1.50	1.61
40	BG	31	G	C5-C4	-8.52	1.32	1.38

Continued on next page...

Continued from previous page...

Mol	Chain	Res	Type	Atoms	Z	Observed(Å)	Ideal(Å)
41	BH	16	A	N7-C5	-8.52	1.34	1.39
41	BH	19	G	C3'-C2'	-8.52	1.43	1.52
85	AA	1557	U	O3'-P	-8.52	1.50	1.61
34	BA	74	A	O3'-P	-8.52	1.50	1.61
35	BB	637	G	N3-C4	-8.52	1.29	1.35
34	BA	1800	G	N3-C4	-8.52	1.29	1.35
35	BB	1074	U	O3'-P	-8.52	1.50	1.61
38	BE	37	C	O3'-P	-8.52	1.50	1.61
85	AA	269	G	P-O5'	-8.52	1.51	1.59
85	AA	1699	A	N7-C5	-8.52	1.34	1.39
85	AA	1865	C	O3'-P	-8.52	1.50	1.61
34	BA	52	G	C6-N1	-8.52	1.33	1.39
34	BA	763	U	C4'-C3'	-8.52	1.43	1.53
34	BA	1513	G	P-O5'	-8.52	1.51	1.59
35	BB	493	U	C2'-C1'	-8.52	1.44	1.53
35	BB	378	C	P-O5'	-8.52	1.51	1.59
35	BB	662	G	N9-C4	-8.52	1.31	1.38
35	BB	1052	G	C1'-N9	-8.52	1.34	1.46
36	BC	60	U	O3'-P	-8.52	1.50	1.61
34	BA	43	U	P-O5'	-8.51	1.51	1.59
34	BA	110	C	C2'-C1'	-8.51	1.44	1.53
34	BA	406	G	C2'-C1'	-8.51	1.44	1.53
34	BA	1287	G	C1'-N9	-8.51	1.34	1.46
38	BE	77	C	O3'-P	-8.51	1.50	1.61
37	BD	82	G	C2'-C1'	-8.51	1.44	1.53
39	BF	58	U	O3'-P	-8.51	1.50	1.61
40	BG	75	C	O3'-P	-8.51	1.50	1.61
85	AA	1584	U	O3'-P	-8.51	1.50	1.61
85	AA	2082	C	P-O5'	-8.51	1.51	1.59
40	BG	165	C	O3'-P	-8.51	1.50	1.61
34	BA	308	C	O3'-P	-8.51	1.50	1.61
35	BB	638	G	O3'-P	-8.51	1.50	1.61
35	BB	1185	G	C2'-C1'	-8.51	1.44	1.53
85	AA	429	G	N9-C4	-8.51	1.31	1.38
85	AA	1700	C	C2'-C1'	-8.51	1.44	1.53
40	BG	95	U	P-O5'	-8.51	1.51	1.59
85	AA	922	A	N9-C4	-8.51	1.32	1.37
85	AA	2127	G	C5-C6	-8.51	1.33	1.42
34	BA	260	A	C2'-C1'	-8.51	1.44	1.53
34	BA	1149	C	C2-N3	-8.51	1.28	1.35
34	BA	1189	A	O3'-P	-8.51	1.50	1.61
34	BA	1324	G	O3'-P	-8.51	1.50	1.61

Continued on next page...

Continued from previous page...

Mol	Chain	Res	Type	Atoms	Z	Observed(Å)	Ideal(Å)
34	BA	1840	C	C3'-C2'	-8.51	1.43	1.52
35	BB	422	U	C2-N3	-8.51	1.31	1.37
35	BB	810	G	C2'-C1'	-8.51	1.44	1.53
36	BC	66	G	C2'-C1'	-8.51	1.44	1.53
36	BC	136	G	C2'-C1'	-8.51	1.44	1.53
39	BF	3	A	O3'-P	-8.51	1.50	1.61
85	AA	286	C	P-O5'	-8.51	1.51	1.59
85	AA	1672	G	P-O5'	-8.51	1.51	1.59
85	AA	62	A	N9-C4	-8.51	1.32	1.37
85	AA	703	U	P-O5'	-8.51	1.51	1.59
34	BA	280	A	N7-C5	-8.50	1.34	1.39
34	BA	498	A	C3'-C2'	-8.50	1.43	1.52
35	BB	772	U	P-O5'	-8.50	1.51	1.59
35	BB	1378	U	O3'-P	-8.50	1.50	1.61
36	BC	115	G	O3'-P	-8.50	1.50	1.61
85	AA	702	G	P-O5'	-8.50	1.51	1.59
85	AA	856	G	C2'-C1'	-8.50	1.44	1.53
85	AA	917	A	P-O5'	-8.50	1.51	1.59
85	AA	1583	U	P-O5'	-8.50	1.51	1.59
34	BA	494	A	C2'-C1'	-8.50	1.44	1.53
34	BA	1722	U	O4'-C1'	-8.50	1.30	1.41
35	BB	66	G	N9-C4	-8.50	1.31	1.38
36	BC	127	C	C2'-C1'	-8.50	1.44	1.53
85	AA	97	A	C5-C4	-8.50	1.32	1.38
85	AA	1242	A	P-O5'	-8.50	1.51	1.59
85	AA	2072	G	P-O5'	-8.50	1.51	1.59
34	BA	410	G	C2'-C1'	-8.50	1.44	1.53
34	BA	706	C	C2'-C1'	-8.50	1.44	1.53
35	BB	1488	G	C6-N1	-8.50	1.33	1.39
85	AA	1717	G	C5'-C4'	8.50	1.61	1.51
34	BA	1721	U	C2-N3	-8.50	1.31	1.37
35	BB	435	A	C5-C4	-8.50	1.32	1.38
85	AA	372	U	O3'-P	-8.50	1.50	1.61
85	AA	1132	A	N9-C4	-8.50	1.32	1.37
85	AA	1860	A	P-O5'	-8.50	1.51	1.59
34	BA	324	C	O3'-P	-8.49	1.50	1.61
34	BA	341	U	O4'-C1'	-8.49	1.30	1.41
85	AA	1882	U	P-O5'	-8.49	1.51	1.59
34	BA	1275	G	C6-N1	-8.49	1.33	1.39
35	BB	614	U	C3'-C2'	-8.49	1.43	1.52
34	BA	1408	C	C2'-C1'	-8.49	1.44	1.53
41	BH	17	A	O3'-P	-8.49	1.50	1.61

Continued on next page...

Continued from previous page...

Mol	Chain	Res	Type	Atoms	Z	Observed(Å)	Ideal(Å)
85	AA	88	G	C6-N1	-8.49	1.33	1.39
85	AA	1057	G	C2'-C1'	-8.49	1.44	1.53
85	AA	2090	C	P-O5'	-8.49	1.51	1.59
34	BA	185	A	C2'-C1'	-8.49	1.44	1.53
35	BB	52	G	C3'-C2'	-8.49	1.43	1.52
35	BB	505	G	C1'-N9	-8.49	1.34	1.46
35	BB	644	A	P-O5'	-8.49	1.51	1.59
35	BB	1047	C	C2-N3	-8.49	1.28	1.35
35	BB	1025	A	C4'-C3'	8.49	1.62	1.53
85	AA	442	G	O3'-P	-8.49	1.50	1.61
34	BA	576	C	O3'-P	-8.49	1.50	1.61
40	BG	28	A	C3'-C2'	-8.49	1.43	1.52
34	BA	1724	G	N9-C4	-8.49	1.31	1.38
38	BE	193	A	N7-C5	-8.49	1.34	1.39
85	AA	62	A	C1'-N9	-8.49	1.34	1.46
85	AA	1264	U	P-O5'	-8.49	1.51	1.59
34	BA	20	A	N3-C4	-8.48	1.29	1.34
34	BA	1168	C	O3'-P	-8.48	1.50	1.61
34	BA	1227	U	C3'-C2'	-8.48	1.43	1.52
34	BA	1240	G	N7-C5	-8.48	1.34	1.39
34	BA	1475	G	C5-C4	-8.48	1.32	1.38
35	BB	624	A	O3'-P	-8.48	1.50	1.61
85	AA	1214	C	C4'-C3'	-8.48	1.43	1.53
41	BH	32	U	P-O5'	-8.48	1.51	1.59
85	AA	442	G	N9-C8	-8.48	1.31	1.37
85	AA	851	G	O3'-P	-8.48	1.50	1.61
34	BA	1025	A	C1'-N9	-8.48	1.34	1.46
34	BA	1686	G	C1'-N9	-8.48	1.34	1.46
35	BB	108	G	N9-C4	-8.48	1.31	1.38
35	BB	1470	G	N7-C5	-8.48	1.34	1.39
41	BH	35	G	N7-C5	-8.48	1.34	1.39
85	AA	163	C	P-O5'	-8.48	1.51	1.59
85	AA	289	G	C2'-C1'	-8.48	1.44	1.53
85	AA	2213	A	N9-C4	-8.48	1.32	1.37
85	AA	1105	G	C6-N1	-8.48	1.33	1.39
35	BB	1051	U	O3'-P	-8.48	1.50	1.61
37	BD	9	C	C2-N3	-8.48	1.28	1.35
85	AA	595	A	C2'-C1'	-8.48	1.44	1.53
35	BB	540	G	N7-C5	-8.48	1.34	1.39
38	BE	106	C	C4'-C3'	-8.48	1.43	1.53
40	BG	131	U	C2-N3	-8.48	1.31	1.37
85	AA	1868	G	C2'-C1'	-8.48	1.44	1.53

Continued on next page...

Continued from previous page...

Mol	Chain	Res	Type	Atoms	Z	Observed(Å)	Ideal(Å)
85	AA	2228	G	O3'-P	-8.48	1.50	1.61
34	BA	38	G	C6-N1	-8.47	1.33	1.39
85	AA	887	A	C4'-C3'	-8.47	1.43	1.53
34	BA	987	C	C2'-C1'	-8.47	1.44	1.53
35	BB	662	G	N1-C2	-8.47	1.30	1.37
35	BB	1058	U	C2-N3	-8.47	1.31	1.37
36	BC	29	C	O3'-P	-8.47	1.50	1.61
36	BC	113	G	C6-N1	-8.47	1.33	1.39
37	BD	68	C	C2'-C1'	-8.47	1.44	1.53
40	BG	99	A	O3'-P	-8.47	1.50	1.61
85	AA	704	A	N9-C4	-8.47	1.32	1.37
85	AA	838	G	N9-C4	8.47	1.44	1.38
85	AA	930	G	C6-N1	8.47	1.45	1.39
85	AA	2022	A	N9-C4	-8.47	1.32	1.37
34	BA	180	G	C2'-C1'	-8.47	1.44	1.53
34	BA	446	U	C3'-C2'	-8.47	1.43	1.52
35	BB	509	A	N9-C4	-8.47	1.32	1.37
35	BB	1335	G	N9-C4	-8.47	1.31	1.38
34	BA	1181	G	O3'-P	-8.47	1.50	1.61
36	BC	75	G	P-O5'	-8.47	1.51	1.59
36	BC	134	G	P-O5'	-8.47	1.51	1.59
40	BG	66	C	C2'-C1'	-8.47	1.44	1.53
85	AA	1294	U	O4'-C1'	-8.47	1.30	1.41
85	AA	1928	A	P-O5'	-8.47	1.51	1.59
34	BA	111	U	O3'-P	-8.47	1.50	1.61
37	BD	42	A	N9-C4	-8.47	1.32	1.37
40	BG	92	U	C2-N3	-8.47	1.31	1.37
40	BG	169	A	P-O5'	-8.47	1.51	1.59
85	AA	677	U	O3'-P	-8.47	1.50	1.61
85	AA	1694	C	O3'-P	-8.47	1.50	1.61
85	AA	2234	C	P-O5'	-8.47	1.51	1.59
34	BA	174	A	P-O5'	-8.46	1.51	1.59
34	BA	474	A	O3'-P	-8.46	1.50	1.61
34	BA	888	G	C1'-N9	-8.47	1.34	1.46
34	BA	1807	G	O3'-P	-8.47	1.50	1.61
35	BB	59	U	P-O5'	-8.46	1.51	1.59
40	BG	78	C	C3'-C2'	-8.47	1.43	1.52
40	BG	123	C	O3'-P	-8.47	1.50	1.61
35	BB	1259	A	C1'-N9	-8.46	1.35	1.46
38	BE	44	C	P-O5'	-8.46	1.51	1.59
85	AA	450	A	C1'-N9	-8.46	1.35	1.46
85	AA	1149	A	C1'-N9	-8.46	1.34	1.46

Continued on next page...

Continued from previous page...

Mol	Chain	Res	Type	Atoms	Z	Observed(Å)	Ideal(Å)
85	AA	1240	A	O3'-P	-8.46	1.50	1.61
85	AA	1877	G	C2'-C1'	-8.46	1.44	1.53
34	BA	782	C	O3'-P	-8.46	1.50	1.61
34	BA	1549	U	C4'-C3'	-8.46	1.43	1.53
34	BA	1700	C	C3'-C2'	-8.46	1.43	1.52
35	BB	1250	A	P-O5'	-8.46	1.51	1.59
38	BE	186	C	P-O5'	-8.46	1.51	1.59
41	BH	124	C	C3'-C2'	-8.46	1.43	1.52
85	AA	963	U	P-O5'	-8.46	1.51	1.59
85	AA	1502	A	C1'-N9	-8.46	1.35	1.46
85	AA	1650	G	C2'-C1'	-8.46	1.44	1.53
34	BA	481	A	N7-C5	-8.46	1.34	1.39
34	BA	1301	G	O3'-P	-8.46	1.50	1.61
34	BA	1836	A	C1'-N9	-8.46	1.35	1.46
35	BB	407	A	O3'-P	-8.46	1.50	1.61
35	BB	450	A	O3'-P	-8.46	1.50	1.61
35	BB	799	A	N7-C5	-8.46	1.34	1.39
40	BG	117	C	C2'-C1'	-8.46	1.44	1.53
40	BG	155	A	P-O5'	-8.46	1.51	1.59
85	AA	415	G	N9-C4	-8.46	1.31	1.38
85	AA	719	C	P-O5'	-8.46	1.51	1.59
34	BA	594	G	C6-N1	-8.46	1.33	1.39
34	BA	1221	A	C1'-N9	-8.46	1.35	1.46
35	BB	1460	G	C2'-C1'	-8.46	1.44	1.53
35	BB	102	G	O3'-P	-8.46	1.51	1.61
35	BB	1053	G	C3'-C2'	-8.46	1.43	1.52
85	AA	504	U	C1'-N1	-8.46	1.35	1.46
35	BB	1097	U	O3'-P	-8.46	1.51	1.61
85	AA	288	G	N9-C4	-8.46	1.31	1.38
85	AA	326	C	O3'-P	-8.46	1.50	1.61
85	AA	395	G	O3'-P	-8.46	1.51	1.61
34	BA	1776	G	C1'-N9	-8.46	1.35	1.46
37	BD	5	A	O3'-P	-8.45	1.51	1.61
39	BF	70	A	P-O5'	-8.45	1.51	1.59
85	AA	463	G	C2-N2	-8.46	1.26	1.34
85	AA	1466	U	O4'-C1'	-8.46	1.30	1.41
34	BA	790	G	N7-C5	-8.45	1.34	1.39
34	BA	1000	G	C1'-N9	-8.45	1.35	1.46
34	BA	1153	C	P-O5'	-8.45	1.51	1.59
35	BB	550	G	C2-N3	-8.45	1.25	1.32
35	BB	1272	G	O3'-P	-8.45	1.51	1.61
38	BE	27	A	C4'-O4'	-8.45	1.34	1.45

Continued on next page...

Continued from previous page...

Mol	Chain	Res	Type	Atoms	Z	Observed(Å)	Ideal(Å)
38	BE	151	C	P-O5'	-8.45	1.51	1.59
85	AA	1127	G	C5-C4	-8.45	1.32	1.38
85	AA	1976	G	O3'-P	-8.45	1.51	1.61
34	BA	604	G	P-O5'	-8.45	1.51	1.59
40	BG	27	C	C3'-C2'	-8.45	1.43	1.52
34	BA	1568	A	C2'-C1'	-8.45	1.44	1.53
35	BB	98	A	O3'-P	-8.45	1.51	1.61
35	BB	696	G	O3'-P	-8.45	1.51	1.61
35	BB	704	G	C6-N1	-8.45	1.33	1.39
85	AA	879	G	O3'-P	-8.45	1.51	1.61
85	AA	1195	U	O3'-P	-8.45	1.51	1.61
35	BB	1271	A	O3'-P	-8.45	1.51	1.61
85	AA	1562	U	O3'-P	-8.45	1.51	1.61
85	AA	2074	G	O3'-P	-8.45	1.51	1.61
85	AA	2077	G	N7-C5	-8.45	1.34	1.39
34	BA	472	G	N7-C5	-8.45	1.34	1.39
34	BA	269	G	N9-C4	-8.45	1.31	1.38
34	BA	1676	A	O3'-P	-8.45	1.51	1.61
34	BA	1695	G	P-O5'	-8.45	1.51	1.59
35	BB	684	U	P-O5'	-8.45	1.51	1.59
35	BB	1021	C	N1-C6	-8.45	1.32	1.37
35	BB	1278	A	C1'-N9	-8.45	1.35	1.46
37	BD	10	C	N1-C6	-8.45	1.32	1.37
85	AA	300	C	P-O5'	-8.45	1.51	1.59
34	BA	886	G	C2'-C1'	-8.44	1.44	1.53
34	BA	1119	A	N9-C4	-8.44	1.32	1.37
34	BA	1459	U	P-O5'	-8.45	1.51	1.59
35	BB	1202	G	P-O5'	-8.45	1.51	1.59
41	BH	104	U	C2-N3	-8.44	1.31	1.37
85	AA	605	A	C2'-C1'	-8.45	1.44	1.53
85	AA	1127	G	O3'-P	-8.45	1.51	1.61
85	AA	2075	C	C3'-C2'	-8.45	1.43	1.52
85	AA	2076	C	O3'-P	-8.44	1.51	1.61
34	BA	662	U	C2-N3	-8.44	1.31	1.37
34	BA	676	G	C6-N1	-8.44	1.33	1.39
34	BA	882	G	C3'-C2'	-8.44	1.43	1.52
85	AA	505	U	O3'-P	-8.44	1.51	1.61
36	BC	141	C	C3'-C2'	-8.44	1.43	1.52
85	AA	6	G	P-O5'	-8.44	1.51	1.59
85	AA	1290	G	C2-N2	-8.44	1.26	1.34
34	BA	237	A	N9-C8	-8.44	1.30	1.37
34	BA	1200	U	O3'-P	-8.44	1.51	1.61

Continued on next page...

Continued from previous page...

Mol	Chain	Res	Type	Atoms	Z	Observed(Å)	Ideal(Å)
34	BA	1328	U	O3'-P	-8.44	1.51	1.61
35	BB	1537	C	P-O5'	-8.44	1.51	1.59
36	BC	115	G	C6-N1	-8.44	1.33	1.39
85	AA	1004	G	C2'-C1'	-8.44	1.44	1.53
34	BA	1066	A	O3'-P	-8.44	1.51	1.61
34	BA	32	A	N9-C4	-8.44	1.32	1.37
34	BA	115	U	O4'-C1'	-8.44	1.30	1.41
34	BA	390	A	C5-C4	-8.44	1.32	1.38
34	BA	481	A	C8-N7	-8.44	1.25	1.31
34	BA	1270	G	C3'-C2'	-8.44	1.43	1.52
34	BA	1796	A	P-O5'	-8.44	1.51	1.59
36	BC	148	C	O3'-P	-8.44	1.51	1.61
40	BG	58	G	P-O5'	-8.44	1.51	1.59
40	BG	72	G	C5-C4	-8.44	1.32	1.38
40	BG	88	G	C2'-C1'	-8.44	1.44	1.53
35	BB	379	U	O3'-P	-8.43	1.51	1.61
38	BE	123	A	N7-C5	-8.43	1.34	1.39
35	BB	1494	G	P-O5'	-8.43	1.51	1.59
40	BG	178	G	N9-C4	-8.43	1.31	1.38
85	AA	13	U	P-O5'	-8.43	1.51	1.59
85	AA	2133	A	C3'-C2'	-8.43	1.43	1.52
34	BA	1467	U	C3'-C2'	-8.43	1.43	1.52
35	BB	569	G	O3'-P	-8.43	1.51	1.61
37	BD	61	C	O3'-P	-8.43	1.51	1.61
40	BG	99	A	C3'-C2'	-8.43	1.43	1.52
85	AA	30	G	P-O5'	-8.43	1.51	1.59
85	AA	742	U	P-O5'	-8.43	1.51	1.59
85	AA	1713	A	P-O5'	-8.43	1.51	1.59
85	AA	2142	A	C1'-N9	-8.43	1.35	1.46
85	AA	1796	C	C2'-C1'	-8.43	1.44	1.53
34	BA	525	A	N9-C4	-8.43	1.32	1.37
34	BA	1565	U	N3-C4	-8.43	1.30	1.38
35	BB	1094	A	C1'-N9	-8.43	1.35	1.46
37	BD	21	G	P-O5'	-8.43	1.51	1.59
85	AA	496	C	C3'-C2'	-8.43	1.43	1.52
85	AA	2081	A	O3'-P	-8.43	1.51	1.61
85	AA	1704	C	P-O5'	-8.43	1.51	1.59
34	BA	181	G	C2'-C1'	-8.42	1.44	1.53
38	BE	89	G	C1'-N9	-8.42	1.35	1.46
34	BA	103	G	C4'-C3'	-8.42	1.43	1.53
34	BA	1311	G	O3'-P	-8.42	1.51	1.61
36	BC	77	A	O3'-P	-8.42	1.51	1.61

Continued on next page...

Continued from previous page...

Mol	Chain	Res	Type	Atoms	Z	Observed(Å)	Ideal(Å)
38	BE	105	A	O3'-P	-8.42	1.51	1.61
34	BA	776	U	C2'-C1'	-8.42	1.44	1.53
34	BA	1099	U	C2-N3	-8.42	1.31	1.37
34	BA	1418	G	O3'-P	-8.42	1.51	1.61
34	BA	1456	C	O3'-P	-8.42	1.51	1.61
35	BB	7	C	C2-N3	-8.42	1.29	1.35
35	BB	72	G	O3'-P	-8.42	1.51	1.61
35	BB	557	C	O3'-P	-8.42	1.51	1.61
35	BB	1272	G	P-O5'	-8.42	1.51	1.59
38	BE	181	U	O3'-P	-8.42	1.51	1.61
40	BG	71	C	C1'-N1	-8.42	1.35	1.46
41	BH	125	U	C2-N3	-8.42	1.31	1.37
85	AA	98	U	P-O5'	-8.42	1.51	1.59
85	AA	1486	G	N7-C5	-8.42	1.34	1.39
34	BA	956	G	N9-C4	-8.42	1.31	1.38
85	AA	2176	U	C2-N3	-8.42	1.31	1.37
34	BA	959	G	P-O5'	-8.42	1.51	1.59
34	BA	1225	A	N7-C5	-8.42	1.34	1.39
35	BB	372	U	C2'-C1'	-8.42	1.44	1.53
36	BC	154	A	C4'-C3'	-8.42	1.43	1.53
34	BA	66	C	P-O5'	-8.41	1.51	1.59
34	BA	520	G	N9-C4	-8.41	1.31	1.38
34	BA	1088	G	C1'-N9	-8.41	1.35	1.46
34	BA	1562	G	C6-N1	-8.41	1.33	1.39
34	BA	1696	G	P-O5'	-8.41	1.51	1.59
37	BD	96	C	P-O5'	-8.41	1.51	1.59
39	BF	48	G	P-O5'	-8.41	1.51	1.59
34	BA	761	U	P-O5'	-8.41	1.51	1.59
35	BB	434	A	C2'-C1'	-8.41	1.44	1.53
85	AA	419	A	O3'-P	-8.41	1.51	1.61
35	BB	1305	A	N9-C4	-8.41	1.32	1.37
37	BD	71	G	C2'-C1'	-8.41	1.44	1.53
85	AA	308	U	C2'-C1'	-8.41	1.44	1.53
85	AA	1260	G	C2'-C1'	-8.41	1.44	1.53
35	BB	3	C	O3'-P	-8.41	1.51	1.61
34	BA	1088	G	C5-C4	-8.41	1.32	1.38
35	BB	495	A	O3'-P	-8.41	1.51	1.61
35	BB	605	C	C3'-C2'	-8.41	1.43	1.52
35	BB	1450	G	O3'-P	-8.41	1.51	1.61
41	BH	38	G	C6-N1	-8.41	1.33	1.39
85	AA	640	C	O3'-P	-8.41	1.51	1.61
34	BA	88	C	O4'-C1'	-8.40	1.30	1.41

Continued on next page...

Continued from previous page...

Mol	Chain	Res	Type	Atoms	Z	Observed(Å)	Ideal(Å)
34	BA	1331	G	C1'-N9	-8.40	1.35	1.46
35	BB	645	C	O3'-P	-8.40	1.51	1.61
85	AA	1170	C	P-O5'	-8.40	1.51	1.59
34	BA	1580	U	O3'-P	-8.40	1.51	1.61
35	BB	828	G	C1'-N9	-8.40	1.35	1.46
40	BG	93	U	C2-N3	-8.40	1.31	1.37
85	AA	715	G	C2'-C1'	-8.40	1.44	1.53
85	AA	830	A	O3'-P	-8.40	1.51	1.61
85	AA	861	G	O3'-P	-8.40	1.51	1.61
34	BA	996	U	C1'-N1	-8.40	1.35	1.46
34	BA	1052	G	C5-C4	-8.40	1.32	1.38
34	BA	1239	G	P-O5'	-8.40	1.51	1.59
36	BC	154	A	C3'-C2'	-8.40	1.43	1.52
85	AA	1090	A	C2'-C1'	-8.40	1.44	1.53
40	BG	137	G	C4'-C3'	-8.40	1.44	1.53
85	AA	368	C	P-O5'	-8.40	1.51	1.59
85	AA	469	G	O3'-P	-8.40	1.51	1.61
85	AA	2021	A	P-O5'	-8.40	1.51	1.59
85	AA	2087	C	O3'-P	-8.40	1.51	1.61
34	BA	798	G	C2'-C1'	-8.40	1.44	1.53
34	BA	316	G	O3'-P	-8.40	1.51	1.61
34	BA	1541	G	C2'-C1'	-8.40	1.44	1.53
36	BC	53	A	C3'-C2'	-8.40	1.43	1.52
40	BG	77	U	P-O5'	-8.40	1.51	1.59
34	BA	946	A	N7-C5	-8.40	1.34	1.39
34	BA	1003	A	O3'-P	-8.40	1.51	1.61
34	BA	1806	A	C1'-N9	-8.40	1.35	1.46
85	AA	2130	G	C6-N1	-8.40	1.33	1.39
85	AA	2144	C	C2'-C1'	-8.40	1.44	1.53
34	BA	268	U	O3'-P	-8.39	1.51	1.61
34	BA	1531	G	O3'-P	-8.39	1.51	1.61
35	BB	1185	G	O3'-P	-8.39	1.51	1.61
39	BF	39	C	P-O5'	-8.39	1.51	1.59
85	AA	1952	C	P-O5'	-8.39	1.51	1.59
35	BB	1226	G	O3'-P	-8.39	1.51	1.61
85	AA	2019	G	P-O5'	-8.39	1.51	1.59
34	BA	523	A	C1'-N9	-8.39	1.35	1.46
34	BA	1203	G	O3'-P	-8.39	1.51	1.61
34	BA	1275	G	C2'-C1'	-8.39	1.44	1.53
38	BE	16	C	C2'-C1'	-8.39	1.44	1.53
35	BB	611	U	C2-N3	-8.39	1.31	1.37
37	BD	72	U	N1-C2	-8.39	1.30	1.38

Continued on next page...

Continued from previous page...

Mol	Chain	Res	Type	Atoms	Z	Observed(Å)	Ideal(Å)
40	BG	137	G	C2'-C1'	-8.39	1.44	1.53
85	AA	2145	G	C3'-C2'	-8.39	1.43	1.52
38	BE	50	G	C1'-N9	-8.39	1.35	1.46
85	AA	962	U	C2'-C1'	-8.39	1.44	1.53
85	AA	1215	A	N9-C4	-8.39	1.32	1.37
37	BD	50	A	O3'-P	-8.39	1.51	1.61
34	BA	887	U	C2'-C1'	-8.39	1.44	1.53
35	BB	5	A	C5-C6	-8.39	1.33	1.41
35	BB	505	G	C3'-C2'	-8.39	1.43	1.52
35	BB	584	A	C5-C4	-8.39	1.32	1.38
41	BH	106	G	C6-N1	-8.39	1.33	1.39
85	AA	2066	C	C2'-C1'	-8.39	1.44	1.53
39	BF	11	C	C4'-C3'	8.39	1.62	1.53
85	AA	2153	G	N9-C4	-8.39	1.31	1.38
85	AA	2184	A	N9-C4	-8.39	1.32	1.37
34	BA	819	G	C2'-C1'	-8.39	1.44	1.53
34	BA	909	G	C1'-N9	-8.39	1.35	1.46
34	BA	461	A	P-O5'	-8.38	1.51	1.59
35	BB	619	A	C3'-C2'	-8.38	1.43	1.52
35	BB	1346	A	P-O5'	-8.38	1.51	1.59
35	BB	1445	A	N7-C5	-8.38	1.34	1.39
36	BC	152	C	O3'-P	-8.38	1.51	1.61
40	BG	80	G	O3'-P	-8.39	1.51	1.61
40	BG	124	A	C2'-C1'	-8.39	1.44	1.53
38	BE	22	A	O3'-P	-8.38	1.51	1.61
85	AA	449	G	O3'-P	-8.38	1.51	1.61
85	AA	960	G	N9-C4	-8.38	1.31	1.38
85	AA	1471	G	C5-C4	-8.38	1.32	1.38
85	AA	2188	C	C2'-C1'	-8.38	1.44	1.53
34	BA	526	C	C2'-C1'	-8.38	1.44	1.53
34	BA	696	A	C5-C4	-8.38	1.32	1.38
85	AA	1571	A	N9-C4	-8.38	1.32	1.37
34	BA	414	A	C2'-C1'	-8.38	1.44	1.53
34	BA	1441	C	C2-N3	-8.38	1.29	1.35
35	BB	462	G	P-O5'	-8.38	1.51	1.59
34	BA	1614	G	C5-C4	-8.38	1.32	1.38
36	BC	10	C	C4'-C3'	-8.38	1.44	1.53
38	BE	190	U	P-O5'	-8.38	1.51	1.59
85	AA	2127	G	C5-C4	-8.38	1.32	1.38
34	BA	1073	G	N9-C8	-8.38	1.31	1.37
34	BA	1100	A	N9-C4	-8.38	1.32	1.37
34	BA	1835	A	C2'-C1'	-8.38	1.44	1.53

Continued on next page...

Continued from previous page...

Mol	Chain	Res	Type	Atoms	Z	Observed(Å)	Ideal(Å)
35	BB	780	U	O3'-P	-8.38	1.51	1.61
35	BB	1233	U	C2'-C1'	-8.38	1.44	1.53
36	BC	78	G	C2'-C1'	-8.38	1.44	1.53
41	BH	2	U	P-O5'	-8.38	1.51	1.59
35	BB	449	C	C2'-C1'	-8.38	1.44	1.53
85	AA	1588	A	P-O5'	-8.38	1.51	1.59
34	BA	152	C	C5'-C4'	8.38	1.61	1.51
34	BA	241	U	O3'-P	-8.38	1.51	1.61
34	BA	1244	G	C2'-C1'	-8.38	1.44	1.53
35	BB	804	U	O3'-P	-8.37	1.51	1.61
35	BB	816	U	P-O5'	-8.38	1.51	1.59
35	BB	1388	A	P-O5'	-8.38	1.51	1.59
41	BH	127	A	O3'-P	-8.38	1.51	1.61
36	BC	144	C	C2'-C1'	-8.37	1.44	1.53
40	BG	129	G	C1'-N9	-8.37	1.35	1.46
85	AA	79	G	O3'-P	-8.37	1.51	1.61
85	AA	257	U	C2-N3	-8.37	1.31	1.37
34	BA	1433	U	C1'-N1	-8.37	1.35	1.46
35	BB	1155	U	P-O5'	-8.37	1.51	1.59
35	BB	1160	U	P-O5'	-8.37	1.51	1.59
34	BA	516	U	C3'-C2'	-8.37	1.43	1.52
34	BA	1563	G	N7-C5	-8.37	1.34	1.39
34	BA	1637	G	O3'-P	-8.37	1.51	1.61
37	BD	94	C	C4-C5	-8.37	1.36	1.43
85	AA	1483	A	C1'-N9	-8.37	1.35	1.46
35	BB	486	G	C3'-C2'	-8.37	1.43	1.52
85	AA	105	A	O3'-P	-8.37	1.51	1.61
40	BG	108	G	C2'-C1'	-8.37	1.44	1.53
41	BH	4	U	C3'-C2'	-8.37	1.43	1.52
85	AA	629	A	N9-C4	-8.37	1.32	1.37
85	AA	687	G	C2'-C1'	-8.37	1.44	1.53
35	BB	815	G	C1'-N9	-8.37	1.35	1.46
38	BE	98	C	C2'-C1'	-8.37	1.44	1.53
34	BA	906	A	O3'-P	-8.36	1.51	1.61
34	BA	1470	G	P-O5'	-8.36	1.51	1.59
34	BA	1744	C	C3'-C2'	-8.37	1.43	1.52
35	BB	1076	U	P-O5'	-8.37	1.51	1.59
40	BG	98	A	P-O5'	-8.37	1.51	1.59
85	AA	437	G	C2'-C1'	-8.37	1.44	1.53
34	BA	736	G	N7-C5	-8.36	1.34	1.39
34	BA	1251	A	C1'-N9	-8.36	1.35	1.46
85	AA	932	A	O3'-P	-8.36	1.51	1.61

Continued on next page...

Continued from previous page...

Mol	Chain	Res	Type	Atoms	Z	Observed(Å)	Ideal(Å)
34	BA	100	A	O3'-P	-8.36	1.51	1.61
34	BA	425	G	N3-C4	-8.36	1.29	1.35
34	BA	520	G	C5-C6	-8.36	1.33	1.42
35	BB	1142	C	C1'-N1	-8.36	1.35	1.46
39	BF	32	G	C1'-N9	-8.36	1.35	1.46
40	BG	87	G	N7-C5	-8.36	1.34	1.39
85	AA	1279	A	N9-C4	-8.36	1.32	1.37
34	BA	62	A	P-O5'	-8.36	1.51	1.59
34	BA	589	A	O3'-P	-8.36	1.51	1.61
34	BA	962	U	C2-N3	-8.36	1.31	1.37
34	BA	1522	G	C6-N1	-8.36	1.33	1.39
40	BG	146	C	C3'-C2'	-8.36	1.43	1.52
36	BC	125	A	N7-C5	-8.36	1.34	1.39
38	BE	93	U	C2'-C1'	-8.36	1.44	1.53
85	AA	1551	G	O3'-P	-8.36	1.51	1.61
34	BA	572	G	C5'-C4'	8.36	1.61	1.51
34	BA	1044	A	C2'-C1'	-8.36	1.44	1.53
34	BA	1226	G	C5-C4	-8.36	1.32	1.38
35	BB	75	A	O3'-P	-8.36	1.51	1.61
35	BB	1080	U	C2-N3	-8.36	1.31	1.37
35	BB	1520	C	C2'-C1'	-8.36	1.44	1.53
35	BB	1369	A	N9-C4	-8.36	1.32	1.37
85	AA	1163	G	P-O5'	-8.36	1.51	1.59
34	BA	1172	C	C2-N3	-8.35	1.29	1.35
34	BA	1195	G	C2'-C1'	-8.35	1.44	1.53
35	BB	464	C	P-O5'	-8.35	1.51	1.59
35	BB	495	A	N9-C4	-8.35	1.32	1.37
34	BA	263	G	P-O5'	-8.35	1.51	1.59
34	BA	782	C	C1'-N1	-8.35	1.35	1.46
34	BA	1305	A	O3'-P	-8.35	1.51	1.61
40	BG	55	A	P-O5'	-8.35	1.51	1.59
34	BA	650	C	C2'-C1'	-8.35	1.44	1.53
34	BA	1007	G	C1'-N9	-8.35	1.35	1.46
35	BB	662	G	O3'-P	-8.35	1.51	1.61
35	BB	1266	A	P-O5'	-8.35	1.51	1.59
36	BC	9	G	O3'-P	-8.35	1.51	1.61
34	BA	899	G	N7-C5	-8.35	1.34	1.39
34	BA	994	G	N7-C5	-8.35	1.34	1.39
35	BB	479	U	C3'-C2'	-8.35	1.43	1.52
35	BB	779	C	C2-N3	-8.35	1.29	1.35
36	BC	147	G	C6-N1	-8.35	1.33	1.39
85	AA	2227	A	C5-C4	-8.35	1.32	1.38

Continued on next page...

Continued from previous page...

Mol	Chain	Res	Type	Atoms	Z	Observed(Å)	Ideal(Å)
34	BA	1166	A	C1'-N9	-8.34	1.35	1.46
35	BB	798	A	O3'-P	-8.34	1.51	1.61
35	BB	1082	A	P-O5'	-8.34	1.51	1.59
35	BB	1372	G	O3'-P	-8.34	1.51	1.61
35	BB	1530	U	P-O5'	-8.34	1.51	1.59
37	BD	112	U	C2-N3	-8.34	1.31	1.37
38	BE	23	G	C1'-N9	-8.34	1.35	1.46
34	BA	1410	C	O3'-P	-8.34	1.51	1.61
34	BA	1575	U	O3'-P	-8.34	1.51	1.61
39	BF	71	G	N9-C4	-8.34	1.31	1.38
85	AA	1504	A	C2'-C1'	-8.34	1.44	1.53
35	BB	1194	A	N9-C4	-8.34	1.32	1.37
35	BB	1521	G	P-O5'	-8.34	1.51	1.59
36	BC	56	G	O3'-P	-8.34	1.51	1.61
38	BE	104	G	C4'-C3'	8.34	1.62	1.53
85	AA	995	G	C5-C4	-8.34	1.32	1.38
85	AA	1000	U	C4'-C3'	-8.34	1.44	1.53
85	AA	1912	U	P-O5'	-8.34	1.51	1.59
34	BA	1719	G	N1-C2	-8.34	1.31	1.37
34	BA	57	A	O3'-P	-8.34	1.51	1.61
34	BA	306	G	C6-N1	-8.34	1.33	1.39
35	BB	643	G	C6-N1	-8.34	1.33	1.39
85	AA	1484	G	C2'-C1'	-8.34	1.44	1.53
85	AA	2122	A	N9-C8	-8.34	1.31	1.37
34	BA	991	U	C3'-C2'	-8.34	1.43	1.52
35	BB	829	C	P-O5'	-8.34	1.51	1.59
36	BC	121	G	O3'-P	-8.34	1.51	1.61
40	BG	87	G	C6-N1	-8.34	1.33	1.39
74	Bo	74	PRO	CA-C	-8.34	1.36	1.52
85	AA	340	G	O3'-P	-8.34	1.51	1.61
85	AA	588	G	P-O5'	-8.34	1.51	1.59
85	AA	2127	G	C1'-N9	-8.34	1.35	1.46
34	BA	463	A	O3'-P	-8.33	1.51	1.61
35	BB	666	A	C2'-C1'	-8.33	1.44	1.53
38	BE	198	A	N9-C4	-8.33	1.32	1.37
40	BG	132	U	C2-N3	-8.33	1.31	1.37
37	BD	64	A	N9-C4	-8.33	1.32	1.37
40	BG	110	U	C2'-C1'	-8.33	1.44	1.53
85	AA	1516	A	C2'-C1'	-8.33	1.44	1.53
85	AA	2007	G	C3'-C2'	-8.33	1.43	1.52
34	BA	34	U	C2-N3	-8.33	1.31	1.37
34	BA	427	G	C6-N1	-8.33	1.33	1.39

Continued on next page...

Continued from previous page...

Mol	Chain	Res	Type	Atoms	Z	Observed(Å)	Ideal(Å)
34	BA	729	C	C3'-C2'	-8.33	1.43	1.52
35	BB	33	A	N7-C5	-8.33	1.34	1.39
35	BB	658	G	C6-N1	-8.33	1.33	1.39
85	AA	2038	C	O3'-P	-8.33	1.51	1.61
85	AA	2130	G	N9-C4	-8.33	1.31	1.38
85	AA	703	U	C2-N3	-8.33	1.31	1.37
34	BA	706	C	C3'-C2'	-8.33	1.43	1.52
35	BB	599	U	P-O5'	-8.33	1.51	1.59
41	BH	130	G	C5'-C4'	-8.33	1.41	1.51
40	BG	11	G	N7-C5	-8.33	1.34	1.39
41	BH	119	U	C1'-N1	-8.33	1.35	1.46
85	AA	519	A	C1'-N9	-8.33	1.35	1.46
85	AA	1288	A	O3'-P	-8.33	1.51	1.61
34	BA	761	U	O3'-P	-8.32	1.51	1.61
34	BA	999	G	C2'-C1'	-8.32	1.44	1.53
35	BB	30	A	C2'-C1'	-8.32	1.44	1.53
35	BB	81	A	O3'-P	-8.32	1.51	1.61
35	BB	506	G	C2'-C1'	-8.32	1.44	1.53
35	BB	647	U	C3'-C2'	-8.32	1.43	1.52
35	BB	797	C	C2'-C1'	-8.32	1.44	1.53
35	BB	1136	G	N9-C4	-8.32	1.31	1.38
35	BB	1182	A	C1'-N9	-8.32	1.35	1.46
35	BB	1188	A	N9-C4	-8.32	1.32	1.37
85	AA	1290	G	O3'-P	-8.32	1.51	1.61
85	AA	1292	A	C4'-C3'	-8.32	1.44	1.53
85	AA	2133	A	C2'-C1'	-8.32	1.44	1.53
34	BA	1413	G	C5-C4	-8.32	1.32	1.38
35	BB	377	A	O3'-P	-8.32	1.51	1.61
35	BB	964	G	P-O5'	-8.32	1.51	1.59
36	BC	113	G	O3'-P	-8.32	1.51	1.61
40	BG	55	A	C1'-N9	-8.32	1.35	1.46
40	BG	144	G	P-O5'	-8.32	1.51	1.59
85	AA	1194	U	C2'-C1'	-8.32	1.44	1.53
34	BA	661	C	C2'-C1'	-8.32	1.44	1.53
37	BD	62	A	N9-C4	-8.32	1.32	1.37
85	AA	2200	A	O3'-P	-8.32	1.51	1.61
85	AA	841	U	P-O5'	-8.32	1.51	1.59
34	BA	566	G	C2'-C1'	-8.32	1.44	1.53
34	BA	613	A	P-O5'	-8.32	1.51	1.59
35	BB	1045	G	N9-C8	-8.32	1.32	1.37
85	AA	65	A	C2'-C1'	-8.32	1.44	1.53
85	AA	1106	A	N9-C4	-8.32	1.32	1.37

Continued on next page...

Continued from previous page...

Mol	Chain	Res	Type	Atoms	Z	Observed(Å)	Ideal(Å)
85	AA	1546	G	P-O5'	-8.32	1.51	1.59
34	BA	696	A	C1'-N9	-8.31	1.35	1.46
34	BA	747	G	N7-C5	-8.31	1.34	1.39
34	BA	794	G	P-O5'	-8.31	1.51	1.59
35	BB	888	U	P-O5'	-8.31	1.51	1.59
85	AA	37	U	C2'-C1'	-8.31	1.44	1.53
34	BA	1322	A	C3'-C2'	-8.31	1.43	1.52
35	BB	1473	U	P-O5'	-8.31	1.51	1.59
41	BH	38	G	C5-C4	-8.31	1.32	1.38
85	AA	1004	G	P-O5'	-8.31	1.51	1.59
85	AA	1136	A	O3'-P	-8.31	1.51	1.61
34	BA	123	C	O3'-P	-8.31	1.51	1.61
34	BA	140	C	N3-C4	8.31	1.39	1.33
34	BA	966	G	C1'-N9	-8.31	1.35	1.46
35	BB	440	U	C2'-C1'	-8.31	1.44	1.53
85	AA	717	G	P-O5'	-8.31	1.51	1.59
40	BG	174	G	N7-C5	-8.31	1.34	1.39
85	AA	800	A	O3'-P	-8.31	1.51	1.61
85	AA	933	U	O3'-P	-8.31	1.51	1.61
85	AA	1204	A	C3'-C2'	-8.31	1.43	1.52
34	BA	1226	G	O3'-P	-8.31	1.51	1.61
35	BB	562	A	N9-C4	-8.31	1.32	1.37
35	BB	810	G	C1'-N9	-8.31	1.35	1.46
34	BA	237	A	C1'-N9	-8.31	1.35	1.46
34	BA	1799	G	O3'-P	-8.31	1.51	1.61
35	BB	1206	G	C6-N1	-8.31	1.33	1.39
35	BB	401	U	C3'-C2'	-8.31	1.43	1.52
35	BB	694	C	N3-C4	-8.31	1.28	1.33
38	BE	8	G	N7-C5	-8.31	1.34	1.39
85	AA	772	C	P-O5'	-8.31	1.51	1.59
34	BA	1258	G	C2'-C1'	-8.30	1.44	1.53
85	AA	823	C	C2'-C1'	-8.30	1.44	1.53
85	AA	1190	G	O3'-P	-8.30	1.51	1.61
36	BC	70	C	C2'-C1'	-8.30	1.44	1.53
34	BA	45	A	C2'-C1'	-8.30	1.44	1.53
34	BA	471	U	O3'-P	-8.30	1.51	1.61
34	BA	490	A	C1'-N9	-8.30	1.35	1.46
34	BA	623	U	C4'-C3'	-8.30	1.44	1.53
34	BA	878	G	C2'-C1'	-8.30	1.44	1.53
34	BA	922	C	C2'-C1'	-8.30	1.44	1.53
34	BA	1288	U	C2'-C1'	-8.30	1.44	1.53
35	BB	816	U	O3'-P	-8.30	1.51	1.61

Continued on next page...

Continued from previous page...

Mol	Chain	Res	Type	Atoms	Z	Observed(Å)	Ideal(Å)
85	AA	376	C	P-O5'	-8.30	1.51	1.59
40	BG	43	U	C2'-C1'	-8.30	1.44	1.53
85	AA	456	A	C4'-C3'	-8.30	1.44	1.53
34	BA	401	A	C5'-C4'	-8.30	1.41	1.51
34	BA	418	G	C2-N2	-8.30	1.26	1.34
34	BA	915	A	C2'-C1'	-8.30	1.44	1.53
34	BA	1011	G	C2-N2	-8.30	1.26	1.34
34	BA	1086	A	C2'-C1'	-8.30	1.44	1.53
34	BA	1580	U	C4'-C3'	-8.30	1.44	1.53
40	BG	45	G	C2'-C1'	-8.30	1.44	1.53
38	BE	148	C	C2'-C1'	-8.30	1.44	1.53
40	BG	95	U	C4'-O4'	-8.30	1.34	1.45
85	AA	438	G	C1'-N9	-8.30	1.35	1.46
85	AA	1522	U	C2'-C1'	-8.30	1.44	1.53
85	AA	2172	A	C3'-C2'	-8.30	1.43	1.52
37	BD	60	C	C2'-C1'	-8.30	1.44	1.53
85	AA	1229	G	O3'-P	-8.30	1.51	1.61
34	BA	193	C	C2-N3	-8.29	1.29	1.35
34	BA	1332	U	C2-N3	-8.29	1.31	1.37
35	BB	687	C	C2'-C1'	-8.29	1.44	1.53
35	BB	1509	G	P-O5'	-8.29	1.51	1.59
37	BD	52	U	P-O5'	-8.30	1.51	1.59
38	BE	144	A	N9-C4	-8.29	1.32	1.37
41	BH	31	A	N7-C5	-8.30	1.34	1.39
85	AA	1091	C	P-O5'	-8.29	1.51	1.59
34	BA	1194	G	P-O5'	-8.29	1.51	1.59
34	BA	1323	G	C3'-C2'	-8.29	1.43	1.52
34	BA	1431	G	C2'-C1'	-8.29	1.44	1.53
85	AA	1261	U	C3'-C2'	-8.29	1.43	1.52
34	BA	1225	A	N9-C4	-8.29	1.32	1.37
35	BB	779	C	P-O5'	-8.29	1.51	1.59
41	BH	123	G	O3'-P	-8.29	1.51	1.61
85	AA	2209	U	C3'-C2'	-8.29	1.43	1.52
35	BB	1025	A	C4'-O4'	8.29	1.56	1.45
37	BD	105	G	C3'-C2'	-8.29	1.43	1.52
40	BG	46	G	N9-C4	-8.29	1.31	1.38
41	BH	51	C	C2-N3	-8.29	1.29	1.35
85	AA	1967	A	N9-C4	-8.29	1.32	1.37
85	AA	2072	G	C1'-N9	-8.29	1.35	1.46
85	AA	2215	C	C2'-C1'	-8.29	1.44	1.53
85	AA	2172	A	N7-C5	-8.29	1.34	1.39
34	BA	1003	A	C5-C4	-8.29	1.32	1.38

Continued on next page...

Continued from previous page...

Mol	Chain	Res	Type	Atoms	Z	Observed(Å)	Ideal(Å)
34	BA	1259	C	C3'-C2'	-8.29	1.43	1.52
35	BB	16	G	O3'-P	-8.29	1.51	1.61
35	BB	799	A	C6-N6	-8.29	1.27	1.33
35	BB	808	U	C3'-C2'	-8.29	1.43	1.52
35	BB	967	G	C2'-C1'	-8.29	1.44	1.53
36	BC	37	U	C3'-C2'	-8.29	1.43	1.52
36	BC	132	U	P-O5'	-8.29	1.51	1.59
37	BD	1	G	C2'-C1'	-8.29	1.44	1.53
85	AA	366	A	N7-C5	-8.28	1.34	1.39
34	BA	333	A	C8-N7	-8.28	1.25	1.31
34	BA	726	G	N1-C2	-8.28	1.31	1.37
34	BA	801	U	C2'-C1'	-8.28	1.44	1.53
35	BB	400	C	O3'-P	-8.28	1.51	1.61
85	AA	166	C	C2'-C1'	-8.28	1.44	1.53
38	BE	207	G	O3'-P	-8.28	1.51	1.61
34	BA	763	U	C3'-C2'	8.28	1.62	1.52
34	BA	1838	U	C2-N3	-8.28	1.31	1.37
35	BB	525	U	P-O5'	-8.28	1.51	1.59
35	BB	535	U	C2-N3	-8.28	1.31	1.37
35	BB	1406	C	C2'-C1'	-8.28	1.44	1.53
38	BE	5	A	N3-C4	-8.28	1.29	1.34
85	AA	1681	G	P-O5'	-8.28	1.51	1.59
85	AA	1964	A	P-O5'	-8.28	1.51	1.59
34	BA	399	G	O3'-P	-8.28	1.51	1.61
34	BA	794	G	C1'-N9	-8.28	1.35	1.46
34	BA	1291	A	O3'-P	-8.28	1.51	1.61
35	BB	26	C	O3'-P	-8.28	1.51	1.61
35	BB	430	A	C1'-N9	-8.28	1.35	1.46
35	BB	574	G	C1'-N9	-8.28	1.35	1.46
35	BB	879	G	O3'-P	-8.28	1.51	1.61
34	BA	98	A	C3'-C2'	-8.27	1.43	1.52
34	BA	1555	G	N3-C4	-8.27	1.29	1.35
34	BA	1203	G	C2'-C1'	-8.27	1.44	1.53
34	BA	1224	A	C4'-C3'	-8.27	1.44	1.53
34	BA	1442	A	P-O5'	-8.27	1.51	1.59
34	BA	1611	A	N7-C5	-8.27	1.34	1.39
34	BA	1641	G	C5-C4	-8.27	1.32	1.38
35	BB	610	U	C2-N3	-8.27	1.31	1.37
35	BB	647	U	P-O5'	-8.27	1.51	1.59
85	AA	699	U	C3'-C2'	-8.27	1.43	1.52
38	BE	101	C	C1'-N1	-8.27	1.35	1.46
38	BE	117	A	C5'-C4'	-8.27	1.41	1.51

Continued on next page...

Continued from previous page...

Mol	Chain	Res	Type	Atoms	Z	Observed(Å)	Ideal(Å)
40	BG	141	A	P-O5'	-8.27	1.51	1.59
34	BA	50	G	N1-C2	-8.27	1.31	1.37
35	BB	817	C	O3'-P	-8.27	1.51	1.61
35	BB	1370	G	O3'-P	-8.27	1.51	1.61
38	BE	116	U	C4'-C3'	-8.27	1.44	1.53
85	AA	2222	G	C2'-C1'	-8.27	1.44	1.53
34	BA	334	G	C3'-C2'	-8.27	1.43	1.52
34	BA	1496	G	C1'-N9	-8.27	1.35	1.46
35	BB	490	G	N7-C5	-8.27	1.34	1.39
85	AA	82	A	O3'-P	-8.27	1.51	1.61
85	AA	582	A	O3'-P	-8.27	1.51	1.61
35	BB	461	U	P-O5'	-8.27	1.51	1.59
36	BC	152	C	P-O5'	-8.27	1.51	1.59
85	AA	1124	G	C2'-C1'	-8.27	1.44	1.53
85	AA	1724	A	P-O5'	-8.27	1.51	1.59
34	BA	54	A	O3'-P	-8.26	1.51	1.61
34	BA	142	A	P-O5'	-8.26	1.51	1.59
40	BG	68	U	P-O5'	-8.26	1.51	1.59
41	BH	39	G	C1'-N9	-8.26	1.35	1.46
34	BA	385	U	O3'-P	-8.26	1.51	1.61
34	BA	960	C	C3'-C2'	-8.26	1.43	1.52
34	BA	1275	G	C3'-C2'	-8.26	1.43	1.52
34	BA	1702	G	C2'-C1'	-8.26	1.44	1.53
35	BB	628	A	O3'-P	-8.26	1.51	1.61
40	BG	164	U	P-O5'	-8.26	1.51	1.59
85	AA	2130	G	N7-C5	-8.26	1.34	1.39
34	BA	936	A	O3'-P	-8.26	1.51	1.61
34	BA	1109	G	O3'-P	-8.26	1.51	1.61
34	BA	1506	C	C2'-C1'	-8.26	1.44	1.53
35	BB	868	C	O3'-P	-8.26	1.51	1.61
35	BB	1388	A	C3'-C2'	-8.26	1.43	1.52
85	AA	432	A	N9-C4	-8.26	1.32	1.37
85	AA	465	A	N9-C4	-8.26	1.32	1.37
34	BA	566	G	N9-C4	-8.26	1.31	1.38
34	BA	1027	C	C3'-C2'	-8.26	1.43	1.52
35	BB	465	C	C2'-C1'	-8.26	1.44	1.53
34	BA	1011	G	C1'-N9	-8.26	1.35	1.46
34	BA	1821	A	N9-C4	-8.26	1.32	1.37
35	BB	555	G	C3'-C2'	-8.26	1.43	1.52
35	BB	814	A	C3'-C2'	-8.26	1.43	1.52
35	BB	1267	C	O3'-P	-8.26	1.51	1.61
85	AA	403	G	C1'-N9	-8.26	1.35	1.46

Continued on next page...

Continued from previous page...

Mol	Chain	Res	Type	Atoms	Z	Observed(Å)	Ideal(Å)
85	AA	704	A	O3'-P	-8.26	1.51	1.61
85	AA	877	G	O3'-P	-8.26	1.51	1.61
85	AA	1501	A	O3'-P	-8.26	1.51	1.61
85	AA	1111	A	N9-C4	-8.26	1.32	1.37
34	BA	67	A	O3'-P	-8.25	1.51	1.61
34	BA	209	A	C3'-C2'	-8.25	1.43	1.52
34	BA	253	U	P-O5'	-8.25	1.51	1.59
34	BA	626	G	C2'-C1'	-8.25	1.44	1.53
36	BC	30	U	P-O5'	-8.25	1.51	1.59
34	BA	1730	A	C2'-C1'	-8.25	1.44	1.53
35	BB	387	G	C6-N1	-8.25	1.33	1.39
85	AA	373	G	C6-N1	-8.25	1.33	1.39
85	AA	461	G	N7-C5	-8.25	1.34	1.39
85	AA	640	C	C2'-C1'	-8.25	1.44	1.53
85	AA	867	G	N9-C4	-8.25	1.31	1.38
85	AA	1532	G	P-O5'	-8.25	1.51	1.59
34	BA	398	G	C3'-C2'	-8.25	1.43	1.52
34	BA	588	C	P-O5'	-8.25	1.51	1.59
34	BA	708	C	C3'-C2'	-8.25	1.43	1.52
34	BA	406	G	C5-C4	-8.25	1.32	1.38
34	BA	955	G	N9-C4	-8.25	1.31	1.38
34	BA	1213	A	C5-C4	-8.25	1.32	1.38
35	BB	58	G	C5-C4	-8.25	1.32	1.38
35	BB	1142	C	C3'-C2'	-8.25	1.43	1.52
35	BB	570	A	P-O5'	-8.25	1.51	1.59
35	BB	1315	C	O3'-P	-8.25	1.51	1.61
35	BB	1387	C	P-O5'	-8.25	1.51	1.59
85	AA	1237	A	O3'-P	-8.25	1.51	1.61
85	AA	1610	G	P-O5'	-8.25	1.51	1.59
34	BA	19	G	C6-N1	-8.25	1.33	1.39
37	BD	104	C	C2'-C1'	-8.25	1.44	1.53
85	AA	1205	U	P-O5'	-8.25	1.51	1.59
34	BA	974	G	C2'-C1'	-8.25	1.44	1.53
34	BA	1233	U	P-O5'	-8.25	1.51	1.59
34	BA	1261	G	C6-N1	-8.25	1.33	1.39
34	BA	1525	G	C6-N1	-8.25	1.33	1.39
34	BA	1846	G	C2'-C1'	-8.25	1.44	1.53
35	BB	1050	A	O3'-P	-8.25	1.51	1.61
36	BC	65	G	C1'-N9	-8.25	1.35	1.46
36	BC	114	C	C2-N3	-8.25	1.29	1.35
40	BG	50	G	C2-N2	-8.25	1.26	1.34
85	AA	2233	A	N9-C4	-8.25	1.32	1.37

Continued on next page...

Continued from previous page...

Mol	Chain	Res	Type	Atoms	Z	Observed(Å)	Ideal(Å)
34	BA	13	U	C2-N3	-8.24	1.31	1.37
35	BB	979	G	O3'-P	-8.24	1.51	1.61
34	BA	444	A	N9-C4	-8.24	1.32	1.37
34	BA	1459	U	O3'-P	-8.24	1.51	1.61
35	BB	975	G	N9-C8	-8.24	1.32	1.37
36	BC	51	A	N7-C5	-8.24	1.34	1.39
85	AA	156	G	P-O5'	-8.24	1.51	1.59
85	AA	1916	A	N3-C4	-8.24	1.29	1.34
85	AA	2143	U	C2-N3	-8.24	1.31	1.37
35	BB	700	C	O3'-P	-8.24	1.51	1.61
85	AA	1505	G	P-O5'	-8.24	1.51	1.59
34	BA	194	G	C2'-C1'	-8.24	1.44	1.53
34	BA	417	A	C1'-N9	-8.24	1.35	1.46
34	BA	529	A	N7-C5	-8.24	1.34	1.39
34	BA	892	C	C3'-C2'	-8.24	1.43	1.52
85	AA	544	A	O3'-P	-8.24	1.51	1.61
34	BA	754	G	O3'-P	-8.24	1.51	1.61
34	BA	1235	C	C2-N3	-8.24	1.29	1.35
34	BA	1654	G	C1'-N9	-8.24	1.35	1.46
34	BA	1720	U	O3'-P	-8.24	1.51	1.61
35	BB	539	G	O3'-P	-8.24	1.51	1.61
38	BE	142	A	C2'-C1'	-8.24	1.44	1.53
41	BH	2	U	O3'-P	-8.24	1.51	1.61
34	BA	80	U	P-O5'	-8.24	1.51	1.59
34	BA	1587	C	P-O5'	-8.24	1.51	1.59
36	BC	82	C	O3'-P	-8.24	1.51	1.61
85	AA	996	A	N9-C4	-8.24	1.32	1.37
37	BD	30	A	N9-C4	-8.24	1.32	1.37
40	BG	70	C	C2'-C1'	-8.24	1.44	1.53
85	AA	664	C	O3'-P	-8.24	1.51	1.61
85	AA	1286	C	C2-N3	-8.24	1.29	1.35
34	BA	1640	G	C3'-C2'	-8.23	1.43	1.52
36	BC	151	G	O3'-P	-8.23	1.51	1.61
85	AA	39	A	N9-C4	-8.23	1.32	1.37
85	AA	601	A	N9-C4	-8.23	1.32	1.37
85	AA	2187	G	O3'-P	-8.23	1.51	1.61
34	BA	12	G	O3'-P	-8.23	1.51	1.61
34	BA	789	U	O3'-P	-8.23	1.51	1.61
34	BA	924	U	N3-C4	-8.23	1.31	1.38
34	BA	940	C	O3'-P	-8.23	1.51	1.61
35	BB	1252	G	N7-C5	-8.23	1.34	1.39
34	BA	1049	G	N7-C5	-8.23	1.34	1.39

Continued on next page...

Continued from previous page...

Mol	Chain	Res	Type	Atoms	Z	Observed(Å)	Ideal(Å)
35	BB	1195	A	N7-C5	-8.23	1.34	1.39
35	BB	1258	G	N7-C5	-8.23	1.34	1.39
36	BC	151	G	N3-C4	-8.23	1.29	1.35
34	BA	1231	C	P-O5'	-8.23	1.51	1.59
34	BA	1591	G	O3'-P	-8.23	1.51	1.61
34	BA	1726	U	P-O5'	-8.23	1.51	1.59
35	BB	1312	U	C1'-N1	-8.23	1.35	1.46
36	BC	121	G	C2'-C1'	-8.23	1.44	1.53
34	BA	29	U	C2'-C1'	-8.23	1.44	1.53
34	BA	139	U	O3'-P	-8.23	1.51	1.61
34	BA	290	G	C1'-N9	-8.23	1.35	1.46
34	BA	890	G	N1-C2	-8.23	1.31	1.37
35	BB	1127	A	N7-C5	-8.23	1.34	1.39
35	BB	1311	G	C6-N1	-8.23	1.33	1.39
85	AA	420	C	O3'-P	-8.23	1.51	1.61
85	AA	584	G	C8-N7	-8.23	1.26	1.30
85	AA	616	A	C2'-C1'	-8.23	1.44	1.53
34	BA	807	U	C4'-O4'	-8.22	1.34	1.45
34	BA	1333	G	O3'-P	-8.22	1.51	1.61
34	BA	1465	C	C2'-C1'	-8.22	1.44	1.53
34	BA	1708	A	C5-C4	-8.22	1.32	1.38
35	BB	650	A	N9-C4	-8.22	1.32	1.37
35	BB	1185	G	P-O5'	-8.22	1.51	1.59
34	BA	1802	C	O3'-P	-8.22	1.51	1.61
37	BD	81	C	C2'-C1'	-8.22	1.44	1.53
85	AA	1449	C	P-O5'	-8.22	1.51	1.59
85	AA	1517	G	P-O5'	-8.22	1.51	1.59
34	BA	447	U	C3'-C2'	-8.22	1.43	1.52
34	BA	826	C	C2-N3	-8.22	1.29	1.35
34	BA	1607	U	O3'-P	-8.22	1.51	1.61
35	BB	94	A	N7-C5	-8.22	1.34	1.39
37	BD	99	G	N7-C5	-8.22	1.34	1.39
34	BA	1119	A	C3'-C2'	-8.22	1.43	1.52
34	BA	1684	A	C3'-C2'	-8.22	1.43	1.52
35	BB	353	G	N9-C4	-8.22	1.31	1.38
35	BB	1228	A	C5'-C4'	8.22	1.61	1.51
41	BH	29	G	C3'-C2'	-8.22	1.43	1.52
85	AA	157	G	N9-C4	-8.22	1.31	1.38
34	BA	267	G	C1'-N9	-8.22	1.35	1.46
34	BA	956	G	P-O5'	-8.22	1.51	1.59
35	BB	1404	A	N7-C5	-8.22	1.34	1.39
34	BA	322	U	C3'-C2'	-8.22	1.43	1.52

Continued on next page...

Continued from previous page...

Mol	Chain	Res	Type	Atoms	Z	Observed(Å)	Ideal(Å)
34	BA	432	A	O3'-P	-8.22	1.51	1.61
34	BA	1532	G	N1-C2	-8.22	1.31	1.37
34	BA	1839	G	O3'-P	-8.22	1.51	1.61
35	BB	616	U	O3'-P	-8.22	1.51	1.61
37	BD	41	G	C1'-N9	-8.22	1.35	1.46
85	AA	962	U	C3'-C2'	-8.22	1.43	1.52
34	BA	1023	G	C2'-C1'	-8.22	1.44	1.53
34	BA	1474	G	N7-C5	-8.21	1.34	1.39
35	BB	398	A	C1'-N9	-8.22	1.35	1.46
35	BB	1342	C	C1'-N1	-8.22	1.35	1.46
35	BB	672	C	P-O5'	-8.21	1.51	1.59
35	BB	1278	A	O3'-P	-8.21	1.51	1.61
85	AA	195	C	P-O5'	-8.21	1.51	1.59
85	AA	491	G	C2'-C1'	-8.21	1.44	1.53
85	AA	820	G	N9-C4	8.21	1.44	1.38
85	AA	962	U	C2-N3	-8.21	1.31	1.37
85	AA	674	U	C2'-C1'	-8.21	1.44	1.53
34	BA	8	G	C1'-N9	-8.21	1.35	1.46
35	BB	370	A	O3'-P	-8.21	1.51	1.61
35	BB	612	A	C1'-N9	-8.21	1.35	1.46
38	BE	8	G	N9-C8	-8.21	1.32	1.37
38	BE	124	G	C2'-C1'	-8.21	1.44	1.53
40	BG	2	U	C3'-C2'	-8.21	1.43	1.52
40	BG	51	U	C2'-C1'	-8.21	1.44	1.53
40	BG	86	U	O3'-P	-8.21	1.51	1.61
40	BG	154	C	C2'-C1'	-8.21	1.44	1.53
85	AA	267	U	C1'-N1	8.21	1.61	1.48
85	AA	336	C	C3'-C2'	-8.21	1.43	1.52
85	AA	672	U	O3'-P	-8.21	1.51	1.61
85	AA	765	U	P-O5'	-8.21	1.51	1.59
34	BA	117	C	N1-C6	-8.21	1.32	1.37
34	BA	239	C	C3'-C2'	-8.21	1.43	1.52
34	BA	347	A	P-O5'	-8.21	1.51	1.59
34	BA	1465	C	C3'-C2'	-8.21	1.43	1.52
34	BA	1689	U	P-O5'	-8.21	1.51	1.59
35	BB	1046	C	O3'-P	-8.21	1.51	1.61
35	BB	1525	G	C2'-C1'	-8.21	1.44	1.53
36	BC	100	U	C2-N3	-8.21	1.32	1.37
85	AA	7	G	O3'-P	-8.21	1.51	1.61
85	AA	352	G	C6-N1	-8.21	1.33	1.39
85	AA	383	C	C2-N3	-8.21	1.29	1.35
85	AA	1729	C	O3'-P	-8.21	1.51	1.61

Continued on next page...

Continued from previous page...

Mol	Chain	Res	Type	Atoms	Z	Observed(Å)	Ideal(Å)
85	AA	2213	A	C3'-C2'	-8.21	1.43	1.52
35	BB	1431	G	C5-C4	-8.21	1.32	1.38
34	BA	175	G	P-O5'	-8.20	1.51	1.59
34	BA	948	C	O3'-P	-8.21	1.51	1.61
35	BB	1522	G	C3'-C2'	-8.21	1.43	1.52
36	BC	140	U	P-O5'	-8.21	1.51	1.59
85	AA	1992	A	N7-C5	-8.21	1.34	1.39
34	BA	1316	G	P-O5'	-8.20	1.51	1.59
35	BB	127	U	C3'-C2'	-8.20	1.43	1.52
35	BB	1176	G	O3'-P	-8.20	1.51	1.61
35	BB	1259	A	C2'-C1'	-8.20	1.44	1.53
34	BA	726	G	P-O5'	-8.20	1.51	1.59
34	BA	1223	C	C4'-C3'	-8.20	1.44	1.53
85	AA	978	U	P-O5'	-8.20	1.51	1.59
85	AA	1891	U	C2-N3	-8.20	1.32	1.37
34	BA	72	U	O3'-P	-8.20	1.51	1.61
34	BA	323	C	P-O5'	-8.20	1.51	1.59
35	BB	1260	A	C1'-N9	-8.20	1.35	1.46
34	BA	300	C	C2-N3	-8.20	1.29	1.35
34	BA	412	G	C2'-C1'	-8.20	1.44	1.53
34	BA	1597	G	N9-C8	-8.20	1.32	1.37
34	BA	1792	U	C3'-C2'	-8.20	1.43	1.52
38	BE	125	C	C3'-C2'	-8.20	1.43	1.52
40	BG	31	G	O3'-P	-8.20	1.51	1.61
85	AA	397	G	C3'-C2'	-8.20	1.43	1.52
34	BA	367	G	N7-C5	-8.20	1.34	1.39
85	AA	2004	U	O3'-P	-8.20	1.51	1.61
38	BE	111	C	C4'-C3'	-8.19	1.44	1.53
39	BF	61	A	C2'-C1'	-8.20	1.44	1.53
85	AA	2219	G	O3'-P	-8.19	1.51	1.61
34	BA	1068	C	N3-C4	-8.19	1.28	1.33
34	BA	1663	U	P-O5'	-8.19	1.51	1.59
85	AA	478	U	O3'-P	-8.19	1.51	1.61
34	BA	4	A	C1'-N9	-8.19	1.35	1.46
34	BA	68	A	C2'-C1'	-8.19	1.44	1.53
38	BE	139	U	C5'-C4'	-8.19	1.41	1.51
34	BA	282	A	N3-C4	-8.19	1.29	1.34
34	BA	1702	G	C3'-C2'	-8.19	1.43	1.52
35	BB	662	G	C5-C4	-8.19	1.32	1.38
35	BB	619	A	N9-C4	-8.19	1.32	1.37
34	BA	506	U	O3'-P	-8.19	1.51	1.61
34	BA	812	A	O3'-P	-8.19	1.51	1.61

Continued on next page...

Continued from previous page...

Mol	Chain	Res	Type	Atoms	Z	Observed(Å)	Ideal(Å)
34	BA	1492	G	C2-N2	-8.19	1.26	1.34
35	BB	53	C	C2'-C1'	-8.19	1.44	1.53
35	BB	392	G	O3'-P	-8.19	1.51	1.61
35	BB	423	G	O3'-P	-8.19	1.51	1.61
85	AA	996	A	O3'-P	-8.19	1.51	1.61
85	AA	1500	C	C2'-C1'	-8.19	1.44	1.53
34	BA	727	G	C6-N1	-8.19	1.33	1.39
35	BB	578	G	O3'-P	-8.19	1.51	1.61
36	BC	38	U	C2'-C1'	-8.19	1.44	1.53
85	AA	413	G	C6-N1	-8.19	1.33	1.39
85	AA	1889	U	P-O5'	-8.19	1.51	1.59
34	BA	701	G	O3'-P	-8.19	1.51	1.61
34	BA	1687	A	C1'-N9	-8.19	1.35	1.46
35	BB	687	C	C1'-N1	-8.19	1.35	1.46
35	BB	1082	A	C2'-C1'	-8.19	1.44	1.53
34	BA	395	G	C2-N2	-8.18	1.26	1.34
34	BA	1823	A	P-O5'	-8.18	1.51	1.59
37	BD	73	U	N1-C2	-8.18	1.31	1.38
35	BB	1143	A	O3'-P	-8.18	1.51	1.61
39	BF	52	A	P-O5'	-8.18	1.51	1.59
40	BG	173	C	C2'-C1'	-8.18	1.44	1.53
85	AA	424	A	N7-C5	-8.18	1.34	1.39
85	AA	199	U	O3'-P	-8.18	1.51	1.61
85	AA	373	G	N9-C4	-8.18	1.31	1.38
85	AA	629	A	C2'-C1'	-8.18	1.44	1.53
85	AA	910	G	C2-N2	-8.18	1.26	1.34
85	AA	1835	U	C2-N3	-8.18	1.32	1.37
34	BA	1022	C	C2'-C1'	-8.18	1.44	1.53
35	BB	459	U	C3'-C2'	-8.18	1.43	1.52
85	AA	887	A	C5-C4	-8.18	1.33	1.38
85	AA	1491	G	P-O5'	-8.18	1.51	1.59
34	BA	420	A	C3'-C2'	-8.18	1.43	1.52
34	BA	696	A	C3'-C2'	-8.18	1.43	1.52
34	BA	1017	C	C2-N3	-8.18	1.29	1.35
34	BA	1495	A	C4'-C3'	-8.18	1.44	1.53
34	BA	1640	G	C1'-N9	-8.18	1.35	1.46
34	BA	1732	A	C8-N7	-8.18	1.25	1.31
35	BB	28	G	N7-C5	-8.18	1.34	1.39
35	BB	501	G	C1'-N9	-8.18	1.35	1.46
38	BE	96	G	C3'-C2'	-8.18	1.43	1.52
85	AA	376	C	C3'-C2'	-8.18	1.43	1.52
85	AA	386	G	N7-C5	-8.18	1.34	1.39

Continued on next page...

Continued from previous page...

Mol	Chain	Res	Type	Atoms	Z	Observed(Å)	Ideal(Å)
85	AA	680	U	O3'-P	-8.18	1.51	1.61
34	BA	732	A	C5-C4	-8.18	1.33	1.38
35	BB	428	G	C2-N2	-8.18	1.26	1.34
38	BE	140	G	C6-N1	-8.18	1.33	1.39
35	BB	1238	A	O3'-P	-8.18	1.51	1.61
40	BG	17	A	O3'-P	-8.18	1.51	1.61
85	AA	1484	G	P-O5'	-8.18	1.51	1.59
40	BG	103	C	C2-N3	-8.18	1.29	1.35
35	BB	125	G	N7-C5	-8.17	1.34	1.39
34	BA	439	A	N9-C4	-8.17	1.32	1.37
35	BB	1128	U	O3'-P	-8.17	1.51	1.61
37	BD	80	G	C3'-C2'	-8.17	1.43	1.52
39	BF	72	A	O3'-P	-8.17	1.51	1.61
41	BH	15	A	N9-C4	-8.17	1.32	1.37
85	AA	1098	C	C4'-C3'	-8.17	1.44	1.53
34	BA	1427	U	O3'-P	-8.17	1.51	1.61
34	BA	1637	G	N7-C5	-8.17	1.34	1.39
85	AA	419	A	N7-C5	-8.17	1.34	1.39
85	AA	2183	U	C3'-C2'	-8.17	1.43	1.52
40	BG	172	C	O3'-P	-8.17	1.51	1.61
34	BA	810	A	C1'-N9	-8.17	1.35	1.46
34	BA	956	G	N7-C5	-8.17	1.34	1.39
35	BB	1096	G	C2'-C1'	-8.17	1.44	1.53
35	BB	1243	A	C1'-N9	-8.17	1.35	1.46
85	AA	313	A	C5-C4	-8.17	1.33	1.38
85	AA	1114	A	N3-C4	-8.17	1.29	1.34
85	AA	1120	G	C2'-C1'	-8.17	1.44	1.53
34	BA	195	G	O3'-P	-8.16	1.51	1.61
34	BA	1110	A	C1'-N9	-8.16	1.35	1.46
85	AA	1199	C	P-O5'	-8.16	1.51	1.59
34	BA	215	C	C2'-C1'	-8.16	1.44	1.53
34	BA	920	U	C2-N3	-8.16	1.32	1.37
35	BB	1467	A	C5'-C4'	8.16	1.61	1.51
36	BC	123	G	N3-C4	-8.16	1.29	1.35
85	AA	138	C	C2'-C1'	-8.16	1.44	1.53
85	AA	2196	G	C6-N1	-8.16	1.33	1.39
85	AA	2072	G	C2-N2	-8.16	1.26	1.34
34	BA	99	G	O3'-P	-8.16	1.51	1.61
34	BA	362	G	C1'-N9	-8.16	1.35	1.46
34	BA	575	U	C2'-C1'	-8.16	1.44	1.53
34	BA	575	U	P-O5'	-8.16	1.51	1.59
35	BB	813	C	C2'-C1'	-8.16	1.44	1.53

Continued on next page...

Continued from previous page...

Mol	Chain	Res	Type	Atoms	Z	Observed(Å)	Ideal(Å)
35	BB	1361	A	C2'-C1'	-8.16	1.44	1.53
40	BG	31	G	P-O5'	-8.16	1.51	1.59
35	BB	1391	G	O3'-P	-8.16	1.51	1.61
37	BD	41	G	O3'-P	-8.16	1.51	1.61
85	AA	340	G	C3'-C2'	-8.16	1.43	1.52
85	AA	476	C	C3'-C2'	-8.16	1.43	1.52
34	BA	281	C	O3'-P	-8.16	1.51	1.61
34	BA	711	C	C2-N3	-8.16	1.29	1.35
34	BA	1040	G	O3'-P	-8.16	1.51	1.61
35	BB	17	U	O3'-P	-8.16	1.51	1.61
34	BA	1603	A	C2'-C1'	-8.16	1.44	1.53
35	BB	1258	G	C2'-C1'	-8.16	1.44	1.53
38	BE	179	A	O3'-P	-8.16	1.51	1.61
85	AA	457	G	C1'-N9	-8.16	1.35	1.46
34	BA	1002	U	O3'-P	-8.15	1.51	1.61
35	BB	102	G	C2'-C1'	-8.15	1.44	1.53
35	BB	506	G	C1'-N9	-8.15	1.35	1.46
35	BB	563	A	C2'-C1'	-8.15	1.44	1.53
41	BH	16	A	C3'-C2'	-8.15	1.43	1.52
85	AA	1153	G	C8-N7	-8.15	1.26	1.30
34	BA	115	U	C2-N3	-8.15	1.32	1.37
34	BA	1563	G	C2-N2	-8.15	1.26	1.34
35	BB	792	G	N9-C4	-8.15	1.31	1.38
85	AA	1655	G	O3'-P	-8.15	1.51	1.61
34	BA	746	C	P-O5'	-8.15	1.51	1.59
34	BA	1694	C	C3'-C2'	-8.15	1.43	1.52
38	BE	52	U	P-O5'	-8.15	1.51	1.59
34	BA	112	C	O3'-P	-8.15	1.51	1.61
34	BA	944	G	C3'-C2'	-8.15	1.43	1.52
35	BB	502	C	C2-N3	-8.15	1.29	1.35
35	BB	648	G	N7-C5	-8.15	1.34	1.39
35	BB	976	U	P-O5'	-8.15	1.51	1.59
41	BH	6	U	C3'-C2'	-8.15	1.43	1.52
36	BC	11	G	O3'-P	-8.15	1.51	1.61
36	BC	44	A	C1'-N9	-8.15	1.35	1.46
36	BC	141	C	C2'-C1'	-8.15	1.44	1.53
38	BE	50	G	O3'-P	-8.15	1.51	1.61
85	AA	190	A	C1'-N9	-8.15	1.35	1.46
85	AA	207	G	P-O5'	-8.15	1.51	1.59
85	AA	591	A	P-O5'	-8.15	1.51	1.59
85	AA	2219	G	P-O5'	-8.15	1.51	1.59
34	BA	697	A	N7-C5	-8.15	1.34	1.39

Continued on next page...

Continued from previous page...

Mol	Chain	Res	Type	Atoms	Z	Observed(Å)	Ideal(Å)
34	BA	1034	U	C3'-C2'	-8.15	1.43	1.52
35	BB	33	A	C1'-N9	-8.15	1.35	1.46
35	BB	1049	G	C6-N1	-8.15	1.33	1.39
35	BB	1398	A	C1'-N9	-8.15	1.35	1.46
40	BG	155	A	N9-C4	-8.15	1.32	1.37
85	AA	367	A	N3-C4	-8.15	1.29	1.34
41	BH	46	C	C3'-C2'	-8.15	1.43	1.52
85	AA	474	C	C2-N3	-8.15	1.29	1.35
85	AA	1130	G	C6-N1	-8.15	1.33	1.39
85	AA	1272	G	N7-C5	-8.15	1.34	1.39
85	AA	1421	U	O3'-P	-8.15	1.51	1.61
34	BA	1194	G	C2-N3	-8.14	1.26	1.32
35	BB	123	U	P-O5'	-8.14	1.51	1.59
85	AA	86	G	N9-C4	-8.14	1.31	1.38
85	AA	107	A	O3'-P	-8.14	1.51	1.61
85	AA	2171	A	C2'-C1'	-8.14	1.44	1.53
34	BA	1026	C	C3'-C2'	-8.14	1.43	1.52
35	BB	25	A	N9-C4	-8.14	1.32	1.37
34	BA	1693	U	P-O5'	-8.14	1.51	1.59
35	BB	54	U	C4'-C3'	-8.14	1.44	1.53
38	BE	8	G	C2'-C1'	-8.14	1.44	1.53
40	BG	24	A	C3'-O3'	-8.14	1.30	1.42
40	BG	59	G	O3'-P	-8.14	1.51	1.61
85	AA	152	A	C8-N7	-8.14	1.25	1.31
85	AA	469	G	N7-C5	8.14	1.44	1.39
34	BA	327	G	P-O5'	-8.14	1.51	1.59
35	BB	652	G	C2'-C1'	-8.14	1.44	1.53
34	BA	1101	A	C2'-C1'	-8.14	1.44	1.53
34	BA	1298	U	P-O5'	-8.14	1.51	1.59
38	BE	38	C	O3'-P	-8.14	1.51	1.61
85	AA	172	A	C1'-N9	-8.14	1.35	1.46
85	AA	457	G	P-O5'	-8.14	1.51	1.59
34	BA	79	C	C3'-C2'	-8.13	1.43	1.52
34	BA	273	G	C1'-N9	-8.13	1.35	1.46
34	BA	1240	G	O3'-P	-8.13	1.51	1.61
35	BB	677	U	C2-N3	-8.13	1.32	1.37
35	BB	1306	G	N1-C2	-8.13	1.31	1.37
35	BB	1313	C	O3'-P	-8.13	1.51	1.61
37	BD	74	A	C5-C4	-8.13	1.33	1.38
38	BE	93	U	O3'-P	-8.14	1.51	1.61
85	AA	16	G	C3'-C2'	-8.13	1.43	1.52
85	AA	101	C	P-O5'	-8.13	1.51	1.59

Continued on next page...

Continued from previous page...

Mol	Chain	Res	Type	Atoms	Z	Observed(Å)	Ideal(Å)
85	AA	794	A	O3'-P	-8.13	1.51	1.61
85	AA	1631	C	P-O5'	-8.13	1.51	1.59
34	BA	259	C	O3'-P	-8.13	1.51	1.61
34	BA	1072	U	C2-N3	-8.13	1.32	1.37
34	BA	1490	U	C4'-C3'	8.13	1.62	1.53
35	BB	633	C	C2-N3	-8.13	1.29	1.35
34	BA	203	U	C2-N3	-8.13	1.32	1.37
34	BA	395	G	C4'-C3'	-8.13	1.44	1.53
34	BA	910	U	C3'-C2'	-8.13	1.43	1.52
34	BA	1543	A	O3'-P	-8.13	1.51	1.61
35	BB	375	G	C4'-C3'	-8.13	1.44	1.53
35	BB	416	U	P-O5'	-8.13	1.51	1.59
35	BB	1098	G	O3'-P	-8.13	1.51	1.61
35	BB	1170	U	C2-N3	-8.13	1.32	1.37
36	BC	40	A	C2'-C1'	-8.13	1.44	1.53
35	BB	1042	U	C5'-C4'	8.13	1.61	1.51
35	BB	1141	A	O3'-P	-8.13	1.51	1.61
37	BD	11	A	N9-C4	-8.13	1.32	1.37
85	AA	1235	G	N3-C4	-8.13	1.29	1.35
85	AA	1275	A	C1'-N9	-8.13	1.35	1.46
34	BA	97	A	N9-C4	-8.13	1.32	1.37
36	BC	76	C	C2'-C1'	-8.13	1.44	1.53
34	BA	291	C	C3'-C2'	-8.13	1.43	1.52
35	BB	96	A	P-O5'	-8.13	1.51	1.59
35	BB	1387	C	C3'-C2'	-8.13	1.43	1.52
85	AA	975	G	N9-C4	8.13	1.44	1.38
34	BA	786	U	P-O5'	-8.13	1.51	1.59
34	BA	1154	U	C2-N3	-8.13	1.32	1.37
35	BB	786	A	O3'-P	-8.13	1.51	1.61
35	BB	95	A	N9-C4	-8.12	1.32	1.37
35	BB	126	C	P-O5'	-8.12	1.51	1.59
35	BB	1185	G	C5-C4	-8.12	1.32	1.38
37	BD	47	U	C2-N3	-8.12	1.32	1.37
37	BD	79	G	O3'-P	-8.12	1.51	1.61
85	AA	100	A	O4'-C1'	-8.12	1.31	1.41
85	AA	543	A	C2'-C1'	-8.12	1.44	1.53
85	AA	1195	U	P-O5'	-8.12	1.51	1.59
34	BA	95	C	C2'-C1'	-8.12	1.44	1.53
34	BA	928	C	P-O5'	-8.12	1.51	1.59
34	BA	1837	U	C2-N3	-8.12	1.32	1.37
35	BB	1519	U	P-O5'	-8.12	1.51	1.59
36	BC	50	C	P-O5'	-8.12	1.51	1.59

Continued on next page...

Continued from previous page...

Mol	Chain	Res	Type	Atoms	Z	Observed(Å)	Ideal(Å)
38	BE	147	G	C5-C4	-8.12	1.32	1.38
85	AA	36	U	P-O5'	-8.12	1.51	1.59
85	AA	399	A	P-O5'	-8.12	1.51	1.59
85	AA	461	G	P-O5'	-8.12	1.51	1.59
85	AA	556	C	C2'-C1'	-8.12	1.44	1.53
85	AA	689	U	O3'-P	-8.12	1.51	1.61
34	BA	1165	A	C5-C4	-8.12	1.33	1.38
35	BB	375	G	C2'-C1'	-8.12	1.44	1.53
35	BB	420	U	P-O5'	-8.12	1.51	1.59
35	BB	1288	G	C2'-C1'	-8.12	1.44	1.53
40	BG	130	G	O3'-P	-8.12	1.51	1.61
85	AA	473	C	C3'-C2'	-8.12	1.43	1.52
85	AA	1799	C	P-O5'	-8.12	1.51	1.59
34	BA	292	C	O3'-P	-8.12	1.51	1.61
34	BA	870	C	N3-C4	8.12	1.39	1.33
34	BA	1618	A	C2'-C1'	-8.12	1.44	1.53
35	BB	1079	G	C1'-N9	-8.12	1.35	1.46
35	BB	1443	C	O3'-P	-8.12	1.51	1.61
37	BD	32	A	C1'-N9	-8.12	1.35	1.46
38	BE	41	C	C2'-C1'	-8.12	1.44	1.53
39	BF	5	U	C2-N3	-8.12	1.32	1.37
85	AA	993	G	O3'-P	-8.12	1.51	1.61
86	AB	73	A	N9-C4	-8.12	1.32	1.37
85	AA	1660	U	C3'-C2'	-8.12	1.43	1.52
85	AA	1681	G	O3'-P	-8.12	1.51	1.61
34	BA	1647	G	C2'-C1'	-8.12	1.44	1.53
34	BA	344	G	C2'-C1'	-8.11	1.44	1.53
34	BA	855	C	O3'-P	-8.11	1.51	1.61
34	BA	897	U	C4'-C3'	-8.11	1.44	1.53
38	BE	21	C	C2'-C1'	-8.11	1.44	1.53
38	BE	180	G	C2-N3	-8.12	1.26	1.32
85	AA	1109	G	O3'-P	-8.12	1.51	1.61
85	AA	1861	A	O3'-P	-8.12	1.51	1.61
34	BA	101	G	C6-N1	-8.11	1.33	1.39
34	BA	1125	G	P-O5'	-8.11	1.51	1.59
36	BC	66	G	N9-C4	-8.11	1.31	1.38
85	AA	889	G	C2-N3	-8.11	1.26	1.32
85	AA	2146	G	O3'-P	-8.11	1.51	1.61
35	BB	1139	A	C2'-C1'	-8.11	1.44	1.53
34	BA	262	A	N7-C5	-8.11	1.34	1.39
34	BA	293	A	C2'-C1'	-8.11	1.44	1.53
34	BA	467	A	N9-C4	-8.11	1.32	1.37

Continued on next page...

Continued from previous page...

Mol	Chain	Res	Type	Atoms	Z	Observed(Å)	Ideal(Å)
34	BA	506	U	C3'-C2'	-8.11	1.43	1.52
34	BA	1103	G	C1'-N9	-8.11	1.35	1.46
85	AA	489	C	C2'-C1'	-8.11	1.44	1.53
34	BA	1594	G	O3'-P	-8.11	1.51	1.61
34	BA	1814	U	C2'-C1'	-8.11	1.44	1.53
35	BB	1291	G	C6-N1	-8.11	1.33	1.39
85	AA	1970	A	C2'-C1'	-8.11	1.44	1.53
34	BA	19	G	C2'-C1'	-8.11	1.44	1.53
34	BA	313	C	C2'-C1'	-8.11	1.44	1.53
34	BA	1030	C	C2-N3	-8.11	1.29	1.35
34	BA	1437	G	O3'-P	-8.11	1.51	1.61
35	BB	114	A	N9-C4	-8.11	1.32	1.37
34	BA	1743	U	P-O5'	-8.11	1.51	1.59
35	BB	563	A	N9-C4	-8.11	1.32	1.37
35	BB	1149	A	O3'-P	-8.11	1.51	1.61
36	BC	151	G	C2-N2	-8.11	1.26	1.34
85	AA	2221	A	N9-C4	-8.11	1.32	1.37
35	BB	598	C	C3'-C2'	-8.11	1.43	1.52
85	AA	1259	U	C4'-C3'	-8.11	1.44	1.53
85	AA	2174	G	C8-N7	-8.11	1.26	1.30
34	BA	239	C	C2'-C1'	-8.10	1.44	1.53
34	BA	1235	C	O3'-P	-8.10	1.51	1.61
34	BA	1502	G	C1'-N9	-8.10	1.35	1.46
35	BB	1003	G	C2'-C1'	-8.10	1.44	1.53
35	BB	1166	A	C1'-N9	-8.10	1.35	1.46
34	BA	431	A	C3'-C2'	-8.10	1.43	1.52
34	BA	454	G	O3'-P	-8.10	1.51	1.61
35	BB	1063	C	O4'-C1'	-8.10	1.31	1.41
85	AA	7	G	C3'-C2'	-8.10	1.43	1.52
85	AA	1470	A	C5-C4	-8.10	1.33	1.38
34	BA	1708	A	C2'-C1'	-8.10	1.44	1.53
35	BB	1045	G	N7-C5	-8.10	1.34	1.39
85	AA	53	G	O3'-P	-8.10	1.51	1.61
85	AA	693	A	N7-C5	-8.10	1.34	1.39
85	AA	1211	C	C4'-C3'	-8.10	1.44	1.53
85	AA	1478	G	O3'-P	-8.10	1.51	1.61
85	AA	1539	A	C1'-N9	-8.10	1.35	1.46
34	BA	320	G	O3'-P	-8.10	1.51	1.61
34	BA	608	G	C4'-O4'	-8.10	1.35	1.45
34	BA	734	G	C5-C4	-8.10	1.32	1.38
39	BF	12	U	O3'-P	-8.10	1.51	1.61
34	BA	1024	A	P-O5'	-8.10	1.51	1.59

Continued on next page...

Continued from previous page...

Mol	Chain	Res	Type	Atoms	Z	Observed(Å)	Ideal(Å)
34	BA	1102	A	O3'-P	-8.10	1.51	1.61
34	BA	1466	U	C2'-C1'	-8.10	1.44	1.53
85	AA	1450	U	C2-N3	-8.10	1.32	1.37
35	BB	120	C	C2-N3	-8.10	1.29	1.35
35	BB	590	G	N1-C2	-8.10	1.31	1.37
35	BB	669	A	O3'-P	-8.10	1.51	1.61
85	AA	2122	A	O3'-P	-8.10	1.51	1.61
34	BA	313	C	O3'-P	-8.10	1.51	1.61
34	BA	772	G	N7-C5	-8.10	1.34	1.39
34	BA	909	G	C3'-C2'	-8.10	1.43	1.52
34	BA	1143	U	C3'-C2'	-8.10	1.43	1.52
35	BB	1325	C	P-O5'	-8.10	1.51	1.59
85	AA	1475	A	N9-C4	-8.10	1.32	1.37
34	BA	286	C	C2'-C1'	-8.09	1.44	1.53
34	BA	296	G	N7-C5	-8.09	1.34	1.39
85	AA	1486	G	N3-C4	-8.09	1.29	1.35
34	BA	967	C	C3'-C2'	-8.09	1.43	1.52
34	BA	1840	C	P-O5'	-8.09	1.51	1.59
34	BA	1845	G	C2-N2	-8.09	1.26	1.34
35	BB	459	U	C2'-C1'	-8.09	1.44	1.53
41	BH	129	G	C2-N3	-8.09	1.26	1.32
85	AA	35	U	P-O5'	-8.09	1.51	1.59
35	BB	692	G	C6-N1	-8.09	1.33	1.39
35	BB	986	C	N1-C6	-8.09	1.32	1.37
36	BC	41	A	C1'-N9	-8.09	1.35	1.46
37	BD	46	G	O3'-P	-8.09	1.51	1.61
38	BE	141	A	N9-C4	-8.09	1.32	1.37
34	BA	38	G	O3'-P	-8.09	1.51	1.61
34	BA	617	G	O3'-P	-8.09	1.51	1.61
34	BA	1559	C	P-O5'	-8.09	1.51	1.59
35	BB	125	G	O3'-P	-8.09	1.51	1.61
35	BB	556	U	O3'-P	-8.09	1.51	1.61
85	AA	392	G	O3'-P	-8.09	1.51	1.61
85	AA	2175	U	C2-N3	-8.09	1.32	1.37
34	BA	899	G	N9-C4	-8.09	1.31	1.38
34	BA	905	A	C2'-C1'	-8.09	1.44	1.53
34	BA	1249	G	O3'-P	-8.09	1.51	1.61
34	BA	1303	U	P-O5'	-8.09	1.51	1.59
35	BB	472	C	P-O5'	-8.09	1.51	1.59
34	BA	424	U	C2'-C1'	-8.09	1.44	1.53
34	BA	861	C	N1-C6	-8.09	1.32	1.37
35	BB	127	U	C1'-N1	-8.09	1.35	1.46

Continued on next page...

Continued from previous page...

Mol	Chain	Res	Type	Atoms	Z	Observed(Å)	Ideal(Å)
35	BB	365	U	O3'-P	-8.09	1.51	1.61
35	BB	1168	G	O3'-P	-8.09	1.51	1.61
35	BB	1284	U	O3'-P	-8.09	1.51	1.61
37	BD	79	G	C5-C4	-8.09	1.32	1.38
37	BD	25	G	N9-C4	-8.09	1.31	1.38
85	AA	1288	A	C2'-C1'	-8.09	1.44	1.53
41	BH	41	A	N9-C8	-8.09	1.31	1.37
35	BB	456	A	C1'-N9	-8.08	1.35	1.46
85	AA	254	G	P-O5'	-8.08	1.51	1.59
85	AA	869	A	N7-C5	-8.08	1.34	1.39
34	BA	449	G	C5-C4	-8.08	1.32	1.38
34	BA	875	G	C2'-C1'	-8.08	1.44	1.53
34	BA	944	G	N9-C4	-8.08	1.31	1.38
34	BA	1294	C	C2-N3	-8.08	1.29	1.35
34	BA	1563	G	N1-C2	-8.08	1.31	1.37
35	BB	136	A	N7-C5	-8.08	1.34	1.39
35	BB	1458	U	N1-C2	-8.08	1.31	1.38
37	BD	110	G	C2'-C1'	-8.08	1.44	1.53
38	BE	201	A	C2'-C1'	-8.08	1.44	1.53
41	BH	45	G	C1'-N9	-8.08	1.35	1.46
85	AA	354	C	C2'-C1'	-8.08	1.44	1.53
85	AA	473	C	C2'-C1'	-8.08	1.44	1.53
85	AA	650	G	P-O5'	-8.08	1.51	1.59
34	BA	301	U	C2-N3	-8.08	1.32	1.37
34	BA	1250	C	C1'-N1	-8.08	1.35	1.46
35	BB	457	U	O3'-P	-8.08	1.51	1.61
34	BA	538	G	N1-C2	-8.08	1.31	1.37
34	BA	1022	C	C3'-C2'	-8.08	1.43	1.52
34	BA	1165	A	C1'-N9	-8.08	1.35	1.46
35	BB	702	G	C1'-N9	-8.08	1.35	1.46
35	BB	1489	A	P-O5'	-8.08	1.51	1.59
34	BA	122	U	O3'-P	-8.07	1.51	1.61
85	AA	644	A	C1'-N9	-8.07	1.35	1.46
34	BA	493	G	O3'-P	-8.07	1.51	1.61
34	BA	1613	G	C8-N7	-8.07	1.26	1.30
35	BB	1150	A	O3'-P	-8.07	1.51	1.61
38	BE	32	U	O4'-C1'	-8.07	1.31	1.41
85	AA	119	G	C5-C4	-8.07	1.32	1.38
34	BA	104	A	C5-C4	-8.07	1.33	1.38
34	BA	1527	G	C6-N1	-8.07	1.33	1.39
34	BA	1638	U	C2-N3	-8.07	1.32	1.37
35	BB	651	G	C8-N7	-8.07	1.26	1.30

Continued on next page...

Continued from previous page...

Mol	Chain	Res	Type	Atoms	Z	Observed(Å)	Ideal(Å)
35	BB	1120	A	P-O5'	-8.07	1.51	1.59
36	BC	12	A	O3'-P	-8.07	1.51	1.61
36	BC	19	A	N3-C4	-8.07	1.30	1.34
85	AA	902	A	C4'-C3'	-8.07	1.44	1.53
34	BA	926	A	O3'-P	-8.07	1.51	1.61
85	AA	190	A	O3'-P	-8.07	1.51	1.61
85	AA	390	U	P-O5'	-8.07	1.51	1.59
85	AA	1532	G	O3'-P	-8.07	1.51	1.61
85	AA	450	A	O3'-P	-8.07	1.51	1.61
35	BB	1103	A	C4'-O4'	-8.07	1.35	1.45
34	BA	353	U	C2-N3	-8.07	1.32	1.37
35	BB	794	G	N9-C4	-8.07	1.31	1.38
85	AA	106	G	C6-N1	-8.07	1.33	1.39
85	AA	925	G	N1-C2	-8.07	1.31	1.37
85	AA	1242	A	N7-C5	-8.07	1.34	1.39
34	BA	195	G	C2'-C1'	-8.06	1.44	1.53
34	BA	52	G	C5-C4	-8.06	1.32	1.38
34	BA	494	A	C3'-C2'	-8.06	1.43	1.52
34	BA	710	A	C2'-C1'	-8.06	1.44	1.53
34	BA	1288	U	C1'-N1	-8.06	1.35	1.46
35	BB	1094	A	C5-C4	-8.06	1.33	1.38
85	AA	462	A	N9-C4	-8.06	1.33	1.37
85	AA	535	G	C2-N2	-8.06	1.26	1.34
34	BA	1695	G	C6-N1	-8.06	1.33	1.39
37	BD	20	C	P-O5'	-8.06	1.51	1.59
85	AA	113	U	C3'-C2'	-8.06	1.43	1.52
85	AA	553	G	P-O5'	-8.06	1.51	1.59
85	AA	718	C	C2'-C1'	-8.06	1.44	1.53
85	AA	1894	G	C5-C4	-8.06	1.32	1.38
34	BA	387	A	N7-C5	-8.06	1.34	1.39
34	BA	498	A	C1'-N9	-8.06	1.35	1.46
34	BA	911	G	N1-C2	-8.06	1.31	1.37
34	BA	929	A	N7-C5	-8.06	1.34	1.39
35	BB	1183	U	C2-N3	-8.06	1.32	1.37
85	AA	125	A	O3'-P	-8.06	1.51	1.61
35	BB	1049	G	N1-C2	-8.06	1.31	1.37
34	BA	871	G	N3-C4	8.06	1.41	1.35
34	BA	1482	A	C1'-N9	-8.06	1.35	1.46
35	BB	93	A	N7-C5	-8.06	1.34	1.39
85	AA	1554	C	C2'-C1'	-8.06	1.44	1.53
85	AA	2072	G	C6-N1	-8.06	1.33	1.39
34	BA	53	G	C3'-C2'	-8.05	1.43	1.52

Continued on next page...

Continued from previous page...

Mol	Chain	Res	Type	Atoms	Z	Observed(Å)	Ideal(Å)
34	BA	401	A	C6-N1	-8.05	1.29	1.35
34	BA	875	G	C5-C4	-8.05	1.32	1.38
36	BC	47	C	P-O5'	-8.06	1.51	1.59
34	BA	670	U	C4'-C3'	-8.05	1.44	1.53
34	BA	1108	U	C2-N3	-8.05	1.32	1.37
34	BA	1294	C	C2'-C1'	-8.05	1.44	1.53
34	BA	1337	A	O3'-P	-8.05	1.51	1.61
35	BB	1386	C	O3'-P	-8.05	1.51	1.61
85	AA	290	G	C2'-C1'	-8.05	1.44	1.53
34	BA	1001	G	C5-C4	-8.05	1.32	1.38
34	BA	1070	G	N7-C5	-8.05	1.34	1.39
34	BA	1026	C	O3'-P	-8.05	1.51	1.61
34	BA	1508	C	C2-N3	-8.05	1.29	1.35
35	BB	418	G	C1'-N9	-8.05	1.35	1.46
85	AA	925	G	C3'-C2'	-8.05	1.43	1.52
35	BB	823	G	N9-C4	8.05	1.44	1.38
35	BB	990	G	P-O5'	-8.05	1.51	1.59
39	BF	37	C	P-O5'	-8.05	1.51	1.59
85	AA	177	A	N9-C4	-8.05	1.33	1.37
40	BG	34	A	P-O5'	-8.05	1.51	1.59
85	AA	194	U	C2-N3	-8.05	1.32	1.37
85	AA	400	G	P-O5'	-8.05	1.51	1.59
85	AA	1105	G	P-O5'	-8.05	1.51	1.59
34	BA	876	C	C3'-C2'	-8.05	1.43	1.52
34	BA	888	G	C2'-C1'	-8.05	1.44	1.53
34	BA	1411	C	C2'-C1'	-8.05	1.44	1.53
34	BA	1522	G	C2'-C1'	-8.05	1.44	1.53
34	BA	1703	A	N9-C4	-8.05	1.33	1.37
34	BA	1717	C	O3'-P	-8.05	1.51	1.61
35	BB	560	C	C2'-C1'	-8.05	1.44	1.53
85	AA	1732	G	P-O5'	-8.05	1.51	1.59
85	AA	1974	C	C4-C5	-8.05	1.36	1.43
34	BA	196	A	C1'-N9	-8.05	1.35	1.46
34	BA	214	A	C2'-C1'	-8.04	1.44	1.53
34	BA	531	C	P-O5'	-8.04	1.51	1.59
35	BB	1098	G	C1'-N9	-8.05	1.35	1.46
36	BC	87	C	O3'-P	-8.05	1.51	1.61
85	AA	1233	G	N7-C5	-8.05	1.34	1.39
35	BB	1149	A	P-O5'	-8.04	1.51	1.59
36	BC	48	A	O3'-P	-8.04	1.51	1.61
37	BD	68	C	O3'-P	-8.04	1.51	1.61
85	AA	1244	A	O3'-P	-8.04	1.51	1.61

Continued on next page...

Continued from previous page...

Mol	Chain	Res	Type	Atoms	Z	Observed(Å)	Ideal(Å)
34	BA	418	G	P-O5'	-8.04	1.51	1.59
34	BA	420	A	C1'-N9	-8.04	1.35	1.46
34	BA	459	U	O3'-P	-8.04	1.51	1.61
34	BA	1673	G	O3'-P	-8.04	1.51	1.61
35	BB	1138	A	C1'-N9	-8.04	1.35	1.46
85	AA	394	C	P-O5'	-8.04	1.51	1.59
35	BB	1545	U	C2'-C1'	-8.04	1.44	1.53
37	BD	3	G	C4'-C3'	-8.04	1.44	1.53
38	BE	97	G	O3'-P	-8.04	1.51	1.61
40	BG	174	G	C2-N2	-8.04	1.26	1.34
85	AA	1119	A	N9-C4	-8.04	1.33	1.37
40	BG	25	G	C3'-C2'	-8.04	1.44	1.52
85	AA	92	G	O3'-P	-8.04	1.51	1.61
35	BB	522	A	C2'-C1'	-8.04	1.44	1.53
36	BC	11	G	C6-N1	-8.04	1.33	1.39
39	BF	70	A	N9-C4	-8.04	1.33	1.37
34	BA	413	A	C3'-C2'	-8.04	1.44	1.52
35	BB	1296	A	O3'-P	-8.04	1.51	1.61
37	BD	69	U	C3'-C2'	-8.04	1.44	1.52
85	AA	794	A	N7-C5	-8.04	1.34	1.39
85	AA	2177	C	P-O5'	-8.04	1.51	1.59
41	BH	39	G	O3'-P	-8.04	1.51	1.61
85	AA	1134	G	C1'-N9	-8.04	1.35	1.46
35	BB	1070	G	N7-C5	-8.04	1.34	1.39
34	BA	702	G	C2'-C1'	-8.03	1.44	1.53
34	BA	1158	A	C3'-C2'	-8.04	1.44	1.52
35	BB	1268	C	C2'-C1'	-8.04	1.44	1.53
85	AA	178	U	C2-N3	-8.04	1.32	1.37
85	AA	612	A	O3'-P	-8.03	1.51	1.61
85	AA	1196	C	O3'-P	-8.04	1.51	1.61
34	BA	2	A	N9-C4	-8.03	1.33	1.37
34	BA	146	G	N9-C4	-8.03	1.31	1.38
35	BB	1076	U	C3'-C2'	-8.03	1.44	1.52
85	AA	470	C	C1'-N1	-8.03	1.35	1.46
34	BA	1281	U	C2'-C1'	-8.03	1.44	1.53
34	BA	1528	U	C2-N3	-8.03	1.32	1.37
35	BB	1310	C	C2'-C1'	-8.03	1.44	1.53
36	BC	168	C	C2-N3	-8.03	1.29	1.35
38	BE	61	A	O3'-P	-8.03	1.51	1.61
38	BE	177	U	N3-C4	-8.03	1.31	1.38
38	BE	204	U	C3'-C2'	-8.03	1.44	1.52
85	AA	469	G	C6-N1	-8.03	1.33	1.39

Continued on next page...

Continued from previous page...

Mol	Chain	Res	Type	Atoms	Z	Observed(Å)	Ideal(Å)
34	BA	291	C	C2'-C1'	-8.03	1.44	1.53
34	BA	1511	C	P-O5'	-8.03	1.51	1.59
35	BB	557	C	C2-N3	-8.03	1.29	1.35
35	BB	1102	U	C2-N3	-8.03	1.32	1.37
34	BA	1016	A	C3'-C2'	-8.03	1.44	1.52
35	BB	434	A	C1'-N9	-8.03	1.35	1.46
35	BB	563	A	P-O5'	-8.03	1.51	1.59
35	BB	1298	C	O3'-P	-8.03	1.51	1.61
38	BE	96	G	N9-C4	-8.03	1.31	1.38
38	BE	189	A	C2'-C1'	-8.03	1.44	1.53
41	BH	34	G	N7-C5	-8.03	1.34	1.39
34	BA	15	G	C3'-C2'	-8.03	1.44	1.52
34	BA	44	U	O3'-P	-8.03	1.51	1.61
34	BA	233	U	C2-N3	-8.03	1.32	1.37
35	BB	69	A	O3'-P	-8.03	1.51	1.61
85	AA	167	A	O3'-P	-8.03	1.51	1.61
34	BA	531	C	C3'-O3'	-8.03	1.30	1.42
34	BA	799	A	N7-C5	-8.03	1.34	1.39
34	BA	1047	U	O3'-P	-8.03	1.51	1.61
35	BB	115	A	N9-C4	-8.03	1.33	1.37
40	BG	74	G	C2-N2	-8.03	1.26	1.34
85	AA	2188	C	C3'-C2'	-8.03	1.44	1.52
34	BA	933	U	C2-N3	-8.02	1.32	1.37
34	BA	1614	G	P-O5'	-8.02	1.51	1.59
35	BB	438	G	P-O5'	-8.02	1.51	1.59
35	BB	607	G	N9-C4	-8.02	1.31	1.38
36	BC	27	U	O3'-P	-8.02	1.51	1.61
85	AA	1185	G	C5'-C4'	8.02	1.60	1.51
85	AA	2095	U	O3'-P	-8.02	1.51	1.61
34	BA	454	G	P-O5'	-8.02	1.51	1.59
35	BB	425	G	N9-C4	-8.02	1.31	1.38
34	BA	1653	G	O3'-P	-8.02	1.51	1.61
35	BB	572	G	C1'-N9	-8.02	1.35	1.46
38	BE	39	U	C2'-C1'	-8.02	1.44	1.53
38	BE	158	U	C2'-C1'	-8.02	1.44	1.53
39	BF	57	C	P-O5'	-8.02	1.51	1.59
41	BH	24	U	C2-N3	-8.02	1.32	1.37
85	AA	1284	A	C4'-C3'	-8.02	1.44	1.53
34	BA	690	G	C1'-N9	-8.02	1.35	1.46
34	BA	1091	U	O3'-P	-8.02	1.51	1.61
35	BB	620	G	C1'-N9	-8.02	1.35	1.46
85	AA	120	C	C3'-C2'	-8.02	1.44	1.52

Continued on next page...

Continued from previous page...

Mol	Chain	Res	Type	Atoms	Z	Observed(Å)	Ideal(Å)
85	AA	1817	U	O3'-P	-8.02	1.51	1.61
34	BA	1491	U	C5'-C4'	8.02	1.60	1.51
35	BB	515	C	O3'-P	-8.02	1.51	1.61
36	BC	160	C	P-O5'	-8.02	1.51	1.59
85	AA	543	A	P-O5'	-8.02	1.51	1.59
85	AA	1925	A	N9-C4	-8.02	1.33	1.37
34	BA	325	A	N9-C4	-8.01	1.33	1.37
35	BB	131	A	C3'-C2'	-8.01	1.44	1.52
35	BB	1052	G	C3'-C2'	-8.01	1.44	1.52
34	BA	753	G	C2'-C1'	-8.01	1.44	1.53
34	BA	1103	G	C5-C4	-8.01	1.32	1.38
34	BA	1165	A	O3'-P	-8.01	1.51	1.61
35	BB	425	G	O3'-P	-8.01	1.51	1.61
35	BB	1115	G	N1-C2	-8.01	1.31	1.37
85	AA	34	G	C2'-C1'	-8.01	1.44	1.53
34	BA	611	A	P-O5'	-8.01	1.51	1.59
34	BA	1167	A	C2'-C1'	-8.01	1.44	1.53
34	BA	1406	U	C2'-C1'	-8.01	1.44	1.53
35	BB	85	A	C1'-N9	-8.01	1.35	1.46
36	BC	24	G	C3'-C2'	-8.01	1.44	1.52
35	BB	787	A	O3'-P	-8.01	1.51	1.61
85	AA	2181	G	N9-C4	-8.01	1.31	1.38
36	BC	53	A	N9-C4	-8.01	1.33	1.37
34	BA	895	U	C2'-C1'	-8.01	1.44	1.53
34	BA	1057	C	P-O5'	-8.01	1.51	1.59
34	BA	1426	A	N9-C4	-8.01	1.33	1.37
34	BA	1691	G	N9-C4	-8.01	1.31	1.38
34	BA	1809	G	C4'-C3'	8.01	1.61	1.53
34	BA	1815	G	C6-N1	-8.01	1.33	1.39
35	BB	1041	A	N7-C5	-8.01	1.34	1.39
39	BF	49	C	C3'-C2'	-8.01	1.44	1.52
85	AA	820	G	P-O5'	-8.01	1.51	1.59
85	AA	2138	G	C6-N1	-8.01	1.33	1.39
34	BA	625	U	O3'-P	-8.00	1.51	1.61
85	AA	1847	U	P-O5'	-8.00	1.51	1.59
34	BA	893	U	C2-N3	-8.00	1.32	1.37
34	BA	1313	U	O3'-P	-8.00	1.51	1.61
40	BG	26	G	C3'-C2'	-8.00	1.44	1.52
85	AA	418	G	C5-C4	-8.00	1.32	1.38
85	AA	1167	G	P-O5'	-8.00	1.51	1.59
85	AA	2238	C	C3'-C2'	-8.00	1.44	1.52
34	BA	1845	G	N7-C5	-8.00	1.34	1.39

Continued on next page...

Continued from previous page...

Mol	Chain	Res	Type	Atoms	Z	Observed(Å)	Ideal(Å)
39	BF	10	A	C3'-O3'	8.00	1.53	1.42
40	BG	31	G	C2-N2	-8.00	1.26	1.34
34	BA	423	G	C2'-C1'	-8.00	1.44	1.53
34	BA	690	G	O3'-P	-8.00	1.51	1.61
34	BA	919	A	C5-C4	-8.00	1.33	1.38
34	BA	1070	G	C2'-C1'	-8.00	1.44	1.53
34	BA	1172	C	C3'-C2'	-8.00	1.44	1.52
35	BB	1416	A	C5'-C4'	8.00	1.60	1.51
85	AA	52	U	C2'-C1'	-8.00	1.44	1.53
85	AA	1731	G	N3-C4	-8.00	1.29	1.35
85	AA	1810	C	O3'-P	-8.00	1.51	1.61
34	BA	20	A	O3'-P	-8.00	1.51	1.61
34	BA	58	A	O3'-P	-8.00	1.51	1.61
34	BA	1518	A	C8-N7	-8.00	1.25	1.31
34	BA	1661	U	P-O5'	-8.00	1.51	1.59
35	BB	129	U	C2-N3	-8.00	1.32	1.37
37	BD	95	G	C2-N2	-8.00	1.26	1.34
85	AA	1860	A	N9-C4	-8.00	1.33	1.37
40	BG	50	G	O3'-P	-8.00	1.51	1.61
85	AA	396	U	C3'-C2'	-8.00	1.44	1.52
85	AA	431	G	O3'-P	-8.00	1.51	1.61
34	BA	599	U	C2-N3	-7.99	1.32	1.37
34	BA	1226	G	P-O5'	-7.99	1.51	1.59
35	BB	575	C	P-O5'	-7.99	1.51	1.59
35	BB	617	C	C2'-C1'	-7.99	1.44	1.53
35	BB	628	A	C2'-C1'	-7.99	1.44	1.53
35	BB	1457	A	C4'-C3'	-7.99	1.44	1.53
36	BC	42	G	N9-C8	-7.99	1.32	1.37
85	AA	597	A	P-O5'	-7.99	1.51	1.59
85	AA	1916	A	N7-C5	-7.99	1.34	1.39
85	AA	1928	A	C4'-O4'	-7.99	1.35	1.45
36	BC	106	G	N7-C5	-7.99	1.34	1.39
85	AA	54	C	C2-N3	-7.99	1.29	1.35
34	BA	788	C	C4'-C3'	-7.99	1.44	1.53
34	BA	889	U	C2-N3	-7.99	1.32	1.37
34	BA	1080	U	C4'-C3'	7.99	1.61	1.53
34	BA	1814	U	C3'-C2'	-7.99	1.44	1.52
35	BB	89	C	P-O5'	-7.99	1.51	1.59
35	BB	828	G	P-O5'	-7.99	1.51	1.59
36	BC	78	G	P-O5'	-7.99	1.51	1.59
85	AA	48	G	N1-C2	-7.99	1.31	1.37
85	AA	373	G	C1'-N9	-7.99	1.35	1.46

Continued on next page...

Continued from previous page...

Mol	Chain	Res	Type	Atoms	Z	Observed(Å)	Ideal(Å)
85	AA	1962	U	P-O5'	-7.99	1.51	1.59
86	AB	68	C	O3'-P	-7.99	1.51	1.61
34	BA	1170	A	C2'-C1'	-7.99	1.44	1.53
34	BA	1720	U	C2'-C1'	-7.99	1.44	1.53
35	BB	597	C	C2-N3	-7.99	1.29	1.35
35	BB	1046	C	C2'-C1'	-7.99	1.44	1.53
35	BB	1262	A	C5-C4	-7.99	1.33	1.38
40	BG	109	C	C3'-C2'	-7.99	1.44	1.52
40	BG	139	U	C2'-C1'	-7.99	1.44	1.53
40	BG	163	G	C5-C6	-7.99	1.34	1.42
86	AB	67	C	O3'-P	-7.99	1.51	1.61
34	BA	1666	U	C2-N3	-7.99	1.32	1.37
40	BG	26	G	N9-C4	-7.99	1.31	1.38
41	BH	13	C	O3'-P	-7.99	1.51	1.61
85	AA	895	C	O3'-P	-7.99	1.51	1.61
34	BA	961	C	C4-C5	-7.99	1.36	1.43
34	BA	1065	U	P-O5'	-7.99	1.51	1.59
34	BA	1300	G	C2-N2	-7.99	1.26	1.34
35	BB	72	G	N1-C2	-7.99	1.31	1.37
35	BB	129	U	C3'-C2'	-7.99	1.44	1.52
85	AA	378	A	C2'-C1'	-7.99	1.44	1.53
85	AA	1144	G	P-O5'	-7.99	1.51	1.59
85	AA	1484	G	C4'-C3'	-7.99	1.44	1.53
85	AA	1711	C	C2'-C1'	-7.99	1.44	1.53
34	BA	251	U	O3'-P	-7.98	1.51	1.61
34	BA	258	C	P-O5'	-7.98	1.51	1.59
35	BB	1543	C	C2'-C1'	-7.98	1.44	1.53
85	AA	531	G	C6-N1	-7.98	1.33	1.39
34	BA	566	G	N7-C5	-7.98	1.34	1.39
34	BA	582	U	N3-C4	-7.98	1.31	1.38
34	BA	744	G	N7-C5	-7.98	1.34	1.39
35	BB	679	G	O3'-P	-7.98	1.51	1.61
35	BB	689	C	C3'-C2'	-7.98	1.44	1.52
85	AA	790	A	N9-C4	-7.98	1.33	1.37
85	AA	1197	U	O3'-P	-7.98	1.51	1.61
34	BA	1115	A	C3'-C2'	-7.98	1.44	1.52
35	BB	1037	A	C2'-C1'	-7.98	1.44	1.53
35	BB	1078	U	P-O5'	-7.98	1.51	1.59
35	BB	1163	U	C2-N3	-7.98	1.32	1.37
36	BC	117	A	N7-C5	-7.98	1.34	1.39
37	BD	27	A	O3'-P	-7.98	1.51	1.61
37	BD	71	G	P-O5'	-7.98	1.51	1.59

Continued on next page...

Continued from previous page...

Mol	Chain	Res	Type	Atoms	Z	Observed(Å)	Ideal(Å)
85	AA	2201	A	C2'-C1'	-7.98	1.44	1.53
35	BB	1254	G	P-O5'	-7.98	1.51	1.59
35	BB	1482	A	C2'-C1'	-7.98	1.44	1.53
35	BB	1484	A	C8-N7	-7.98	1.25	1.31
37	BD	8	A	N9-C4	-7.98	1.33	1.37
85	AA	455	G	C4'-C3'	-7.98	1.44	1.53
85	AA	483	G	O3'-P	-7.98	1.51	1.61
85	AA	547	A	O3'-P	-7.98	1.51	1.61
34	BA	690	G	O4'-C1'	-7.98	1.31	1.41
34	BA	1137	U	P-O5'	-7.98	1.51	1.59
35	BB	667	G	N9-C4	-7.98	1.31	1.38
35	BB	1200	A	C2'-C1'	-7.98	1.44	1.53
35	BB	1441	C	C1'-N1	-7.98	1.35	1.46
37	BD	10	C	P-O5'	-7.98	1.51	1.59
85	AA	628	C	O3'-P	-7.98	1.51	1.61
34	BA	1718	C	C2'-C1'	-7.97	1.44	1.53
35	BB	427	U	O3'-P	-7.97	1.51	1.61
35	BB	509	A	O3'-P	-7.97	1.51	1.61
35	BB	544	C	N1-C6	-7.97	1.32	1.37
35	BB	659	C	P-O5'	-7.97	1.51	1.59
35	BB	1290	C	C2-N3	-7.97	1.29	1.35
35	BB	1314	G	C5'-C4'	-7.97	1.41	1.51
36	BC	31	A	N9-C8	-7.97	1.31	1.37
36	BC	49	G	C2-N2	-7.97	1.26	1.34
85	AA	491	G	O3'-P	-7.97	1.51	1.61
85	AA	767	A	C1'-N9	-7.97	1.35	1.46
85	AA	1947	A	P-O5'	-7.97	1.51	1.59
85	AA	2060	G	N9-C4	-7.97	1.31	1.38
34	BA	513	U	C3'-C2'	-7.97	1.44	1.52
34	BA	1171	C	O3'-P	-7.97	1.51	1.61
34	BA	1450	G	O3'-P	-7.97	1.51	1.61
34	BA	1594	G	C3'-C2'	-7.97	1.44	1.52
35	BB	22	A	C6-N1	-7.97	1.29	1.35
38	BE	148	C	C4'-C3'	-7.97	1.44	1.53
85	AA	1525	C	C2-N3	-7.97	1.29	1.35
85	AA	1890	C	P-O5'	-7.97	1.51	1.59
85	AA	2029	G	O3'-P	-7.97	1.51	1.61
34	BA	71	G	P-O5'	-7.97	1.51	1.59
34	BA	1469	G	C5-C6	-7.97	1.34	1.42
36	BC	36	G	C2'-C1'	-7.97	1.44	1.53
34	BA	224	G	C2-N2	-7.97	1.26	1.34
35	BB	1398	A	N7-C5	-7.97	1.34	1.39

Continued on next page...

Continued from previous page...

Mol	Chain	Res	Type	Atoms	Z	Observed(Å)	Ideal(Å)
35	BB	1445	A	C1'-N9	-7.97	1.35	1.46
36	BC	113	G	C5-C6	-7.97	1.34	1.42
85	AA	16	G	N9-C8	-7.97	1.32	1.37
85	AA	382	G	O4'-C1'	-7.97	1.31	1.41
35	BB	1235	A	C2'-C1'	-7.97	1.44	1.53
85	AA	619	A	O3'-P	-7.97	1.51	1.61
34	BA	676	G	N7-C5	-7.97	1.34	1.39
34	BA	1300	G	N9-C4	-7.97	1.31	1.38
35	BB	1325	C	O3'-P	-7.97	1.51	1.61
40	BG	33	G	N7-C5	-7.97	1.34	1.39
40	BG	122	G	C5-C4	-7.97	1.32	1.38
85	AA	186	U	O3'-P	-7.97	1.51	1.61
85	AA	1148	G	P-O5'	-7.97	1.51	1.59
86	AB	66	U	C2'-C1'	-7.97	1.44	1.53
34	BA	713	C	C4'-C3'	-7.96	1.44	1.53
41	BH	36	C	C2'-C1'	-7.96	1.44	1.53
85	AA	361	U	C2'-C1'	-7.96	1.44	1.53
85	AA	2115	G	P-O5'	-7.96	1.51	1.59
34	BA	1252	G	C2-N2	-7.96	1.26	1.34
35	BB	1001	G	N9-C4	7.96	1.44	1.38
37	BD	48	G	C5-C4	-7.96	1.32	1.38
40	BG	154	C	O3'-P	-7.96	1.51	1.61
36	BC	145	G	N7-C5	-7.96	1.34	1.39
85	AA	2057	G	P-O5'	-7.96	1.51	1.59
85	AA	2170	G	O3'-P	-7.96	1.51	1.61
34	BA	320	G	N9-C8	-7.96	1.32	1.37
34	BA	1441	C	C2'-C1'	-7.96	1.44	1.53
34	BA	727	G	O3'-P	-7.96	1.51	1.61
35	BB	452	A	O4'-C1'	-7.96	1.31	1.41
38	BE	9	C	C2-N3	-7.96	1.29	1.35
85	AA	24	U	O3'-P	-7.96	1.51	1.61
85	AA	2100	A	C1'-N9	-7.96	1.35	1.46
34	BA	293	A	C4'-C3'	-7.96	1.44	1.53
34	BA	429	G	N7-C5	-7.96	1.34	1.39
34	BA	656	U	O3'-P	-7.96	1.51	1.61
34	BA	841	G	N7-C5	-7.96	1.34	1.39
34	BA	1290	A	N3-C4	-7.96	1.30	1.34
34	BA	1613	G	C6-N1	-7.96	1.33	1.39
35	BB	387	G	N9-C4	-7.96	1.31	1.38
35	BB	1291	G	N1-C2	-7.96	1.31	1.37
35	BB	1401	G	N3-C4	-7.96	1.29	1.35
34	BA	177	G	C1'-N9	-7.96	1.35	1.46

Continued on next page...

Continued from previous page...

Mol	Chain	Res	Type	Atoms	Z	Observed(Å)	Ideal(Å)
34	BA	1744	C	C2'-C1'	-7.96	1.44	1.53
35	BB	1019	C	C1'-N1	-7.96	1.35	1.46
35	BB	1143	A	C4'-C3'	-7.96	1.44	1.53
36	BC	62	A	N3-C4	-7.96	1.30	1.34
34	BA	1008	A	P-O5'	-7.95	1.51	1.59
35	BB	85	A	C2'-C1'	-7.95	1.44	1.53
35	BB	1035	C	P-O5'	-7.95	1.51	1.59
35	BB	1097	U	C3'-C2'	-7.95	1.44	1.52
35	BB	1254	G	C4'-C3'	-7.95	1.44	1.53
35	BB	1428	C	P-O5'	-7.95	1.51	1.59
36	BC	51	A	O3'-P	-7.95	1.51	1.61
39	BF	26	U	O3'-P	-7.95	1.51	1.61
40	BG	80	G	C3'-C2'	-7.95	1.44	1.52
85	AA	129	U	P-O5'	-7.95	1.51	1.59
85	AA	513	G	O3'-P	-7.95	1.51	1.61
34	BA	236	A	C1'-N9	-7.95	1.35	1.46
34	BA	1240	G	C5-C6	-7.95	1.34	1.42
34	BA	1640	G	C2'-C1'	-7.95	1.44	1.53
35	BB	543	G	P-O5'	-7.95	1.51	1.59
35	BB	1088	C	O3'-P	-7.95	1.51	1.61
35	BB	1144	A	N9-C4	-7.95	1.33	1.37
36	BC	106	G	P-O5'	-7.95	1.51	1.59
39	BF	32	G	C2'-C1'	-7.95	1.44	1.53
41	BH	43	G	C2'-C1'	-7.95	1.44	1.53
85	AA	679	A	O3'-P	-7.95	1.51	1.61
85	AA	741	G	C2'-C1'	-7.95	1.44	1.53
34	BA	147	U	C2'-C1'	-7.95	1.44	1.53
34	BA	269	G	N7-C5	-7.95	1.34	1.39
34	BA	533	U	C2'-C1'	-7.95	1.44	1.53
35	BB	1395	G	O3'-P	-7.95	1.51	1.61
36	BC	102	G	C2'-C1'	-7.95	1.44	1.53
85	AA	1558	U	C2-N3	-7.95	1.32	1.37
34	BA	465	A	C2'-C1'	-7.95	1.44	1.53
34	BA	845	U	O3'-P	-7.95	1.51	1.61
35	BB	57	G	C1'-N9	-7.95	1.35	1.46
35	BB	1222	A	C3'-C2'	-7.95	1.44	1.52
37	BD	36	C	C1'-N1	-7.95	1.35	1.46
85	AA	119	G	C3'-C2'	-7.95	1.44	1.52
85	AA	1723	U	P-O5'	-7.95	1.51	1.59
35	BB	806	U	O3'-P	-7.95	1.51	1.61
40	BG	123	C	C3'-C2'	-7.95	1.44	1.52
85	AA	372	U	P-O5'	-7.95	1.51	1.59

Continued on next page...

Continued from previous page...

Mol	Chain	Res	Type	Atoms	Z	Observed(Å)	Ideal(Å)
85	AA	445	U	O3'-P	-7.95	1.51	1.61
85	AA	1125	G	N9-C4	-7.95	1.31	1.38
85	AA	1487	G	C2-N2	-7.95	1.26	1.34
34	BA	894	G	N7-C5	-7.94	1.34	1.39
38	BE	89	G	C6-N1	-7.94	1.33	1.39
34	BA	1071	G	C2'-C1'	-7.94	1.44	1.53
34	BA	1192	A	C3'-C2'	-7.94	1.44	1.52
40	BG	70	C	C1'-N1	-7.94	1.35	1.46
34	BA	30	A	C5-C4	-7.94	1.33	1.38
34	BA	123	C	N1-C2	-7.94	1.32	1.40
35	BB	1196	A	C3'-C2'	-7.94	1.44	1.52
36	BC	99	U	O3'-P	-7.94	1.51	1.61
40	BG	39	A	C3'-C2'	-7.94	1.44	1.52
41	BH	2	U	C2'-C1'	-7.94	1.44	1.53
85	AA	389	A	C1'-N9	-7.94	1.35	1.46
85	AA	410	A	N7-C5	-7.94	1.34	1.39
34	BA	580	U	C4'-C3'	-7.94	1.44	1.53
34	BA	1214	U	C4'-C3'	-7.94	1.44	1.53
85	AA	930	G	P-O5'	-7.94	1.51	1.59
85	AA	1528	A	N9-C4	-7.94	1.33	1.37
85	AA	2124	G	C2'-C1'	-7.94	1.44	1.53
35	BB	1258	G	P-O5'	-7.94	1.51	1.59
35	BB	497	C	O3'-P	-7.94	1.51	1.61
38	BE	132	U	C2-N3	-7.94	1.32	1.37
85	AA	1471	G	C3'-C2'	-7.94	1.44	1.52
34	BA	610	A	O3'-P	-7.93	1.51	1.61
34	BA	1405	A	O3'-P	-7.93	1.51	1.61
34	BA	1711	G	N1-C2	-7.93	1.31	1.37
35	BB	133	G	O3'-P	-7.93	1.51	1.61
35	BB	584	A	O3'-P	-7.93	1.51	1.61
38	BE	180	G	N3-C4	-7.93	1.29	1.35
85	AA	532	G	P-O5'	-7.93	1.51	1.59
34	BA	386	A	N3-C4	-7.93	1.30	1.34
34	BA	1214	U	O3'-P	-7.93	1.51	1.61
34	BA	1543	A	C1'-N9	-7.93	1.35	1.46
34	BA	1567	G	N9-C8	-7.93	1.32	1.37
34	BA	1719	G	C2'-C1'	-7.93	1.44	1.53
36	BC	135	A	O3'-P	-7.93	1.51	1.61
39	BF	15	U	P-O5'	-7.93	1.51	1.59
40	BG	19	C	C2'-C1'	-7.93	1.44	1.53
85	AA	245	A	C2'-C1'	-7.93	1.44	1.53
85	AA	494	G	P-O5'	-7.93	1.51	1.59

Continued on next page...

Continued from previous page...

Mol	Chain	Res	Type	Atoms	Z	Observed(Å)	Ideal(Å)
85	AA	1622	G	P-O5'	-7.93	1.51	1.59
85	AA	2240	G	C2'-C1'	-7.93	1.44	1.53
34	BA	1795	A	C2'-C1'	-7.93	1.44	1.53
85	AA	683	U	C2'-C1'	-7.93	1.44	1.53
35	BB	1259	A	C5-C4	-7.93	1.33	1.38
85	AA	409	C	O3'-P	-7.93	1.51	1.61
85	AA	462	A	C2'-C1'	-7.93	1.44	1.53
85	AA	1259	U	O3'-P	-7.93	1.51	1.61
35	BB	631	G	P-O5'	-7.93	1.51	1.59
40	BG	72	G	N1-C2	-7.93	1.31	1.37
85	AA	534	A	C3'-C2'	-7.93	1.44	1.52
85	AA	965	G	P-O5'	-7.93	1.51	1.59
34	BA	50	G	C1'-N9	-7.93	1.35	1.46
34	BA	386	A	C5'-C4'	7.93	1.60	1.51
34	BA	395	G	P-O5'	-7.93	1.51	1.59
34	BA	909	G	C2'-C1'	-7.93	1.44	1.53
34	BA	1178	U	C2-N3	-7.93	1.32	1.37
34	BA	1595	G	P-O5'	-7.93	1.51	1.59
35	BB	119	G	C5-C4	-7.93	1.32	1.38
35	BB	505	G	C2-N2	-7.93	1.26	1.34
35	BB	1086	G	N9-C8	-7.93	1.32	1.37
39	BF	34	C	C1'-N1	-7.93	1.35	1.46
34	BA	364	C	O3'-P	-7.92	1.51	1.61
34	BA	1057	C	O3'-P	-7.92	1.51	1.61
34	BA	1196	C	C2-N3	-7.92	1.29	1.35
34	BA	1417	C	C2'-C1'	-7.92	1.44	1.53
35	BB	51	U	N1-C2	-7.92	1.31	1.38
35	BB	131	A	C1'-N9	-7.92	1.35	1.46
35	BB	406	A	O3'-P	-7.92	1.51	1.61
35	BB	1299	G	O3'-P	-7.92	1.51	1.61
36	BC	54	G	C1'-N9	-7.92	1.35	1.46
85	AA	172	A	C2'-C1'	-7.92	1.44	1.53
34	BA	761	U	O4'-C1'	-7.92	1.31	1.41
34	BA	1498	A	N7-C5	-7.92	1.34	1.39
35	BB	438	G	C3'-C2'	-7.92	1.44	1.52
35	BB	570	A	C5-C4	-7.92	1.33	1.38
35	BB	787	A	C1'-N9	-7.92	1.35	1.46
35	BB	1068	G	N9-C4	-7.92	1.31	1.38
36	BC	81	U	P-O5'	-7.92	1.51	1.59
34	BA	446	U	C2'-C1'	-7.92	1.44	1.53
35	BB	87	G	P-O5'	-7.92	1.51	1.59
85	AA	539	A	O3'-P	-7.92	1.51	1.61

Continued on next page...

Continued from previous page...

Mol	Chain	Res	Type	Atoms	Z	Observed(Å)	Ideal(Å)
35	BB	1181	A	O3'-P	-7.92	1.51	1.61
36	BC	42	G	N9-C4	-7.92	1.31	1.38
38	BE	176	G	N7-C5	-7.92	1.34	1.39
40	BG	152	G	C5'-C4'	-7.92	1.41	1.51
85	AA	655	U	C4'-C3'	-7.92	1.44	1.53
85	AA	1482	C	O3'-P	-7.92	1.51	1.61
85	AA	1647	G	N9-C4	7.92	1.44	1.38
34	BA	1747	C	P-O5'	-7.92	1.51	1.59
35	BB	435	A	N3-C4	-7.92	1.30	1.34
35	BB	615	A	N9-C8	-7.92	1.31	1.37
85	AA	185	A	C2'-C1'	-7.92	1.44	1.53
34	BA	1472	G	P-O5'	-7.92	1.51	1.59
35	BB	837	A	C1'-N9	-7.92	1.35	1.46
35	BB	1275	A	N9-C4	-7.92	1.33	1.37
85	AA	1220	A	P-O5'	-7.92	1.51	1.59
85	AA	1444	U	C2-N3	-7.92	1.32	1.37
85	AA	2052	U	P-O5'	-7.92	1.51	1.59
34	BA	521	C	C2-N3	-7.91	1.29	1.35
34	BA	999	G	N3-C4	-7.91	1.29	1.35
35	BB	6	A	C3'-C2'	-7.91	1.44	1.52
85	AA	1864	G	C3'-C2'	-7.91	1.44	1.52
34	BA	356	C	C3'-C2'	-7.91	1.44	1.52
85	AA	118	C	C3'-C2'	-7.91	1.44	1.52
34	BA	519	G	C4'-C3'	-7.91	1.44	1.53
34	BA	542	A	N9-C4	-7.91	1.33	1.37
34	BA	1528	U	C3'-C2'	-7.91	1.44	1.52
37	BD	77	A	C5-C4	-7.91	1.33	1.38
40	BG	170	G	C2'-C1'	-7.91	1.44	1.53
85	AA	784	C	P-O5'	-7.91	1.51	1.59
34	BA	57	A	C5-C4	-7.91	1.33	1.38
34	BA	1363	A	P-O5'	-7.91	1.51	1.59
34	BA	1603	A	N7-C5	-7.91	1.34	1.39
34	BA	1496	G	N9-C8	-7.91	1.32	1.37
35	BB	1476	C	C2'-C1'	-7.91	1.44	1.53
34	BA	1557	G	O3'-P	-7.91	1.51	1.61
35	BB	1329	G	P-O5'	-7.91	1.51	1.59
36	BC	68	A	O3'-P	-7.91	1.51	1.61
37	BD	99	G	O3'-P	-7.91	1.51	1.61
41	BH	113	G	O3'-P	-7.91	1.51	1.61
85	AA	423	G	C1'-N9	-7.91	1.35	1.46
85	AA	932	A	C1'-N9	-7.91	1.35	1.46
85	AA	1617	G	C2'-C1'	-7.91	1.44	1.53

Continued on next page...

Continued from previous page...

Mol	Chain	Res	Type	Atoms	Z	Observed(Å)	Ideal(Å)
34	BA	793	A	N9-C4	-7.90	1.33	1.37
34	BA	1442	A	O3'-P	-7.90	1.51	1.61
35	BB	116	G	N7-C5	-7.90	1.34	1.39
35	BB	526	A	N7-C5	-7.90	1.34	1.39
37	BD	108	G	O3'-P	-7.90	1.51	1.61
85	AA	539	A	N9-C4	-7.90	1.33	1.37
34	BA	1030	C	C2'-C1'	-7.90	1.44	1.53
35	BB	134	G	N1-C2	-7.90	1.31	1.37
37	BD	13	A	C5'-C4'	-7.90	1.41	1.51
85	AA	182	C	P-O5'	-7.90	1.51	1.59
34	BA	399	G	C3'-C2'	-7.90	1.44	1.52
34	BA	494	A	N9-C4	-7.90	1.33	1.37
34	BA	819	G	C6-N1	-7.90	1.34	1.39
34	BA	1202	G	C1'-N9	-7.90	1.35	1.46
34	BA	1533	G	O3'-P	-7.90	1.51	1.61
35	BB	1117	G	C1'-N9	-7.90	1.35	1.46
36	BC	138	C	C3'-C2'	-7.90	1.44	1.52
39	BF	32	G	C3'-C2'	-7.90	1.44	1.52
35	BB	102	G	N9-C4	-7.90	1.31	1.38
34	BA	1071	G	C2-N2	-7.90	1.26	1.34
34	BA	1614	G	C5-C6	-7.90	1.34	1.42
35	BB	1477	C	P-O5'	-7.90	1.51	1.59
85	AA	504	U	C2'-C1'	-7.90	1.44	1.53
85	AA	1584	U	P-O5'	-7.90	1.51	1.59
34	BA	157	U	O3'-P	-7.90	1.51	1.61
34	BA	934	G	P-O5'	-7.90	1.51	1.59
85	AA	441	C	C3'-C2'	-7.90	1.44	1.52
85	AA	1660	U	C2-N3	-7.90	1.32	1.37
34	BA	268	U	P-O5'	-7.89	1.51	1.59
34	BA	274	C	C2'-C1'	-7.89	1.44	1.53
34	BA	937	G	C2-N2	-7.89	1.26	1.34
34	BA	953	G	N1-C2	-7.89	1.31	1.37
35	BB	534	C	C2'-C1'	-7.89	1.44	1.53
40	BG	17	A	N9-C4	-7.89	1.33	1.37
85	AA	1116	G	C3'-C2'	-7.89	1.44	1.52
85	AA	1174	G	P-O5'	-7.89	1.51	1.59
85	AA	2128	G	O3'-P	-7.89	1.51	1.61
34	BA	845	U	C2'-C1'	-7.89	1.44	1.53
34	BA	1602	A	O3'-P	-7.89	1.51	1.61
36	BC	142	C	C2'-C1'	-7.89	1.44	1.53
37	BD	33	U	C3'-C2'	-7.89	1.44	1.52
40	BG	72	G	O3'-P	-7.89	1.51	1.61

Continued on next page...

Continued from previous page...

Mol	Chain	Res	Type	Atoms	Z	Observed(Å)	Ideal(Å)
85	AA	1617	G	O3'-P	-7.89	1.51	1.61
34	BA	1287	G	C3'-C2'	-7.89	1.44	1.52
34	BA	1313	U	P-O5'	-7.89	1.51	1.59
34	BA	1438	C	O3'-P	-7.89	1.51	1.61
40	BG	157	A	O3'-P	-7.89	1.51	1.61
85	AA	9	U	N1-C2	-7.89	1.31	1.38
85	AA	608	A	C1'-N9	-7.89	1.35	1.46
34	BA	388	A	P-O5'	-7.89	1.51	1.59
34	BA	1650	G	C6-N1	-7.89	1.34	1.39
34	BA	1789	A	N3-C4	-7.89	1.30	1.34
36	BC	101	U	N3-C4	-7.89	1.31	1.38
36	BC	146	U	C2-N3	-7.89	1.32	1.37
85	AA	1031	G	P-O5'	-7.89	1.51	1.59
85	AA	1496	U	C1'-N1	-7.89	1.35	1.46
34	BA	22	C	N1-C6	-7.89	1.32	1.37
34	BA	1801	G	N9-C8	-7.89	1.32	1.37
34	BA	965	A	C2'-C1'	-7.89	1.44	1.53
35	BB	597	C	O3'-P	-7.89	1.51	1.61
85	AA	817	G	C1'-N9	-7.89	1.35	1.46
85	AA	1290	G	N3-C4	-7.89	1.29	1.35
34	BA	344	G	N9-C4	-7.88	1.31	1.38
34	BA	481	A	C2-N3	-7.88	1.26	1.33
34	BA	587	U	N1-C2	-7.88	1.31	1.38
34	BA	1013	A	O3'-P	-7.88	1.51	1.61
85	AA	1511	C	C3'-C2'	-7.88	1.44	1.52
85	AA	1885	A	P-O5'	-7.88	1.51	1.59
85	AA	2099	C	P-O5'	-7.88	1.51	1.59
85	AA	2240	G	C1'-N9	-7.88	1.35	1.46
34	BA	578	C	C2'-C1'	-7.88	1.44	1.53
34	BA	1246	G	O3'-P	-7.88	1.51	1.61
35	BB	1297	G	O3'-P	-7.88	1.51	1.61
85	AA	1589	G	P-O5'	-7.88	1.51	1.59
34	BA	334	G	C6-N1	-7.88	1.34	1.39
34	BA	798	G	C8-N7	-7.88	1.26	1.30
34	BA	912	G	C5-C4	-7.88	1.32	1.38
34	BA	1158	A	P-O5'	-7.88	1.51	1.59
35	BB	615	A	C1'-N9	-7.88	1.35	1.46
35	BB	1049	G	N9-C4	-7.88	1.31	1.38
35	BB	1432	U	O3'-P	-7.88	1.51	1.61
85	AA	160	A	C4'-C3'	-7.88	1.44	1.53
85	AA	464	A	N3-C4	-7.88	1.30	1.34
85	AA	881	C	C2-N3	-7.88	1.29	1.35

Continued on next page...

Continued from previous page...

Mol	Chain	Res	Type	Atoms	Z	Observed(Å)	Ideal(Å)
85	AA	1824	G	N9-C8	-7.88	1.32	1.37
85	AA	2128	G	N9-C4	-7.88	1.31	1.38
34	BA	1019	C	O3'-P	-7.88	1.51	1.61
34	BA	1036	G	N9-C4	-7.88	1.31	1.38
35	BB	1015	U	C2-N3	-7.88	1.32	1.37
85	AA	150	U	P-O5'	-7.88	1.51	1.59
34	BA	758	G	C4'-C3'	-7.88	1.44	1.53
35	BB	589	U	C3'-C2'	-7.88	1.44	1.52
36	BC	146	U	C3'-C2'	-7.88	1.44	1.52
85	AA	976	G	C2'-C1'	-7.88	1.44	1.53
85	AA	1810	C	C2'-C1'	-7.88	1.44	1.53
34	BA	1557	G	C1'-N9	-7.88	1.35	1.46
41	BH	6	U	C2-N3	-7.88	1.32	1.37
85	AA	428	G	O3'-P	-7.88	1.51	1.61
85	AA	859	G	C3'-C2'	-7.88	1.44	1.52
85	AA	1155	A	C1'-N9	-7.88	1.35	1.46
34	BA	1531	G	C1'-N9	-7.88	1.35	1.46
35	BB	426	A	N9-C4	-7.88	1.33	1.37
85	AA	1509	A	C6-N6	-7.88	1.27	1.33
34	BA	1396	A	C1'-N9	-7.87	1.35	1.46
34	BA	1744	C	P-O5'	-7.87	1.51	1.59
35	BB	661	G	C2-N3	-7.87	1.26	1.32
35	BB	1169	A	C3'-C2'	-7.87	1.44	1.52
34	BA	843	G	C6-N1	-7.87	1.34	1.39
34	BA	1642	A	O3'-P	-7.87	1.51	1.61
35	BB	7	C	C3'-C2'	-7.87	1.44	1.52
35	BB	806	U	N1-C6	-7.87	1.30	1.38
85	AA	247	G	C1'-N9	-7.87	1.35	1.46
85	AA	748	C	P-O5'	-7.87	1.51	1.59
85	AA	865	G	C2'-C1'	-7.87	1.44	1.53
85	AA	1166	C	P-O5'	-7.87	1.51	1.59
85	AA	1269	A	C1'-N9	-7.87	1.35	1.46
85	AA	2141	G	C1'-N9	-7.87	1.35	1.46
34	BA	946	A	N9-C8	-7.87	1.31	1.37
41	BH	128	G	N9-C4	-7.87	1.31	1.38
34	BA	473	A	N9-C4	-7.87	1.33	1.37
34	BA	495	A	O3'-P	-7.87	1.51	1.61
34	BA	583	G	C1'-N9	-7.87	1.35	1.46
35	BB	1083	C	P-O5'	-7.87	1.51	1.59
35	BB	1298	C	C2-N3	-7.87	1.29	1.35
35	BB	1377	A	C2'-C1'	-7.87	1.44	1.53
85	AA	2041	G	O3'-P	-7.87	1.51	1.61

Continued on next page...

Continued from previous page...

Mol	Chain	Res	Type	Atoms	Z	Observed(Å)	Ideal(Å)
86	AB	15	G	N7-C5	-7.87	1.34	1.39
34	BA	1036	G	N7-C5	-7.87	1.34	1.39
35	BB	507	G	C1'-N9	-7.87	1.35	1.46
35	BB	1448	U	C3'-C2'	-7.87	1.44	1.52
38	BE	132	U	O4'-C1'	-7.87	1.31	1.41
39	BF	50	C	P-O5'	-7.87	1.51	1.59
85	AA	252	G	P-O5'	-7.87	1.51	1.59
34	BA	975	A	C5-C4	-7.87	1.33	1.38
34	BA	1577	U	C2-N3	-7.87	1.32	1.37
34	BA	1847	G	P-O5'	-7.87	1.51	1.59
35	BB	125	G	C6-N1	-7.87	1.34	1.39
35	BB	482	A	C3'-C2'	-7.87	1.44	1.52
85	AA	633	C	O3'-P	-7.87	1.51	1.61
85	AA	1263	G	C2'-C1'	-7.87	1.44	1.53
34	BA	88	C	C2-N3	-7.86	1.29	1.35
36	BC	139	A	N7-C5	-7.86	1.34	1.39
41	BH	25	A	O3'-P	-7.86	1.51	1.61
41	BH	56	C	P-O5'	-7.86	1.51	1.59
85	AA	2194	U	O3'-P	-7.86	1.51	1.61
34	BA	448	U	P-O5'	-7.86	1.51	1.59
40	BG	20	U	N3-C4	-7.86	1.31	1.38
85	AA	522	A	P-O5'	-7.86	1.51	1.59
85	AA	1975	G	P-O5'	-7.86	1.51	1.59
34	BA	90	G	P-O5'	-7.86	1.51	1.59
34	BA	530	A	N3-C4	-7.86	1.30	1.34
34	BA	589	A	C3'-C2'	-7.86	1.44	1.52
34	BA	1510	C	C2'-C1'	-7.86	1.44	1.53
34	BA	1547	G	C6-N1	-7.86	1.34	1.39
35	BB	419	G	O3'-P	-7.86	1.51	1.61
35	BB	635	A	O3'-P	-7.86	1.51	1.61
40	BG	14	G	C1'-N9	-7.86	1.35	1.46
85	AA	756	G	C4'-C3'	-7.86	1.44	1.53
34	BA	1581	G	C2-N2	-7.86	1.26	1.34
35	BB	1016	C	C3'-C2'	-7.86	1.44	1.52
36	BC	2	A	C1'-N9	-7.86	1.35	1.46
85	AA	2026	U	P-O5'	-7.86	1.51	1.59
85	AA	2143	U	C3'-C2'	-7.86	1.44	1.52
35	BB	424	U	C2-N3	-7.86	1.32	1.37
35	BB	456	A	N7-C5	-7.86	1.34	1.39
35	BB	787	A	N9-C4	-7.86	1.33	1.37
35	BB	1308	G	C5-C4	-7.86	1.32	1.38
36	BC	9	G	C4'-C3'	-7.86	1.44	1.53

Continued on next page...

Continued from previous page...

Mol	Chain	Res	Type	Atoms	Z	Observed(Å)	Ideal(Å)
36	BC	19	A	N7-C5	-7.86	1.34	1.39
85	AA	464	A	P-O5'	-7.86	1.51	1.59
34	BA	289	A	N9-C4	-7.86	1.33	1.37
34	BA	372	U	O3'-P	-7.86	1.51	1.61
34	BA	1028	A	C5-C4	-7.86	1.33	1.38
36	BC	23	G	C6-N1	-7.86	1.34	1.39
85	AA	44	C	P-O5'	-7.86	1.51	1.59
85	AA	1696	U	P-O5'	-7.86	1.51	1.59
37	BD	78	C	O3'-P	-7.85	1.51	1.61
85	AA	2123	U	O4'-C1'	-7.85	1.31	1.41
85	AA	2232	A	N9-C4	-7.85	1.33	1.37
35	BB	802	G	N1-C2	-7.85	1.31	1.37
35	BB	1233	U	C2-N3	-7.85	1.32	1.37
37	BD	95	G	P-O5'	-7.85	1.51	1.59
41	BH	66	G	P-O5'	-7.85	1.51	1.59
85	AA	995	G	O3'-P	-7.85	1.51	1.61
85	AA	1863	A	N9-C4	-7.85	1.33	1.37
35	BB	584	A	C2'-C1'	-7.85	1.44	1.53
40	BG	5	G	N1-C2	-7.85	1.31	1.37
40	BG	151	A	P-O5'	-7.85	1.51	1.59
34	BA	1019	C	C1'-N1	-7.85	1.35	1.46
34	BA	1814	U	C2-N3	-7.85	1.32	1.37
35	BB	1104	A	P-O5'	-7.85	1.51	1.59
35	BB	1396	G	C3'-C2'	-7.85	1.44	1.52
85	AA	35	U	O3'-P	-7.85	1.51	1.61
85	AA	210	G	O3'-P	-7.85	1.51	1.61
85	AA	1150	G	P-O5'	-7.85	1.51	1.59
34	BA	1030	C	C3'-C2'	-7.85	1.44	1.52
35	BB	389	G	C2'-C1'	-7.85	1.44	1.53
35	BB	557	C	C3'-C2'	-7.85	1.44	1.52
38	BE	66	A	C2'-C1'	-7.85	1.44	1.53
39	BF	36	G	P-O5'	-7.85	1.51	1.59
40	BG	153	C	O3'-P	-7.85	1.51	1.61
85	AA	938	A	C2'-C1'	-7.85	1.44	1.53
35	BB	44	C	C1'-N1	-7.85	1.35	1.46
35	BB	1371	G	C1'-N9	-7.85	1.35	1.46
38	BE	139	U	C3'-C2'	-7.85	1.44	1.52
85	AA	55	A	N9-C4	-7.85	1.33	1.37
85	AA	1488	G	P-O5'	-7.85	1.51	1.59
85	AA	1503	G	P-O5'	-7.85	1.51	1.59
85	AA	1518	A	C5-C4	-7.85	1.33	1.38
85	AA	2147	A	C3'-C2'	-7.85	1.44	1.52

Continued on next page...

Continued from previous page...

Mol	Chain	Res	Type	Atoms	Z	Observed(Å)	Ideal(Å)
34	BA	929	A	O3'-P	-7.84	1.51	1.61
35	BB	807	U	P-O5'	-7.84	1.51	1.59
85	AA	487	G	O3'-P	-7.84	1.51	1.61
85	AA	877	G	P-O5'	-7.84	1.51	1.59
34	BA	858	C	C3'-C2'	-7.84	1.44	1.52
85	AA	1445	C	O3'-P	-7.84	1.51	1.61
85	AA	1700	C	O3'-P	-7.84	1.51	1.61
85	AA	2084	U	C4'-C3'	-7.84	1.44	1.53
34	BA	546	U	P-O5'	-7.84	1.51	1.59
34	BA	1640	G	O3'-P	-7.84	1.51	1.61
35	BB	680	A	C2'-C1'	-7.84	1.44	1.53
35	BB	730	G	P-O5'	-7.84	1.51	1.59
34	BA	90	G	O3'-P	-7.84	1.51	1.61
34	BA	1088	G	C2'-C1'	-7.84	1.44	1.53
35	BB	1052	G	C8-N7	-7.84	1.26	1.30
35	BB	1126	A	N9-C4	-7.84	1.33	1.37
35	BB	1401	G	N9-C8	-7.84	1.32	1.37
36	BC	7	U	C4'-C3'	-7.84	1.44	1.53
37	BD	97	U	P-O5'	-7.84	1.51	1.59
34	BA	405	C	N1-C6	-7.84	1.32	1.37
34	BA	736	G	P-O5'	-7.84	1.51	1.59
40	BG	81	G	C3'-C2'	-7.84	1.44	1.52
34	BA	1210	A	N9-C8	-7.84	1.31	1.37
35	BB	126	C	N1-C6	-7.84	1.32	1.37
35	BB	1418	C	C3'-C2'	-7.84	1.44	1.52
34	BA	195	G	C1'-N9	-7.83	1.35	1.46
34	BA	483	A	N9-C4	-7.83	1.33	1.37
34	BA	1068	C	C2-N3	-7.83	1.29	1.35
34	BA	1686	G	P-O5'	-7.83	1.51	1.59
35	BB	83	G	O3'-P	-7.83	1.51	1.61
35	BB	631	G	N9-C4	-7.83	1.31	1.38
38	BE	59	U	O3'-P	-7.83	1.51	1.61
34	BA	330	A	C1'-N9	-7.83	1.35	1.46
34	BA	431	A	C5-C4	-7.83	1.33	1.38
34	BA	984	U	C1'-N1	-7.83	1.35	1.46
34	BA	1435	A	C2'-C1'	-7.83	1.44	1.53
35	BB	6	A	C1'-N9	-7.83	1.35	1.46
35	BB	124	G	P-O5'	-7.83	1.51	1.59
35	BB	130	G	C3'-C2'	-7.83	1.44	1.52
35	BB	489	A	N7-C5	-7.83	1.34	1.39
35	BB	569	G	N1-C2	-7.83	1.31	1.37
35	BB	632	U	C2-N3	-7.83	1.32	1.37

Continued on next page...

Continued from previous page...

Mol	Chain	Res	Type	Atoms	Z	Observed(Å)	Ideal(Å)
38	BE	53	U	O3'-P	-7.83	1.51	1.61
39	BF	28	C	C4'-C3'	-7.83	1.44	1.53
85	AA	1090	A	O3'-P	-7.83	1.51	1.61
85	AA	2235	C	O3'-P	-7.83	1.51	1.61
86	AB	69	G	C2'-C1'	-7.83	1.44	1.53
34	BA	487	A	C2'-C1'	-7.83	1.44	1.53
34	BA	901	C	C1'-N1	-7.83	1.35	1.46
34	BA	923	C	C2'-C1'	-7.83	1.44	1.53
35	BB	1026	G	N9-C4	-7.83	1.31	1.38
35	BB	1418	C	O3'-P	-7.83	1.51	1.61
85	AA	2182	A	C4'-C3'	-7.83	1.44	1.53
35	BB	1044	U	P-O5'	-7.83	1.51	1.59
41	BH	111	U	N3-C4	-7.83	1.31	1.38
85	AA	716	G	C2'-C1'	-7.83	1.44	1.53
85	AA	2189	U	P-O5'	-7.83	1.51	1.59
34	BA	108	A	C1'-N9	-7.83	1.35	1.46
35	BB	71	A	O3'-P	-7.83	1.51	1.61
35	BB	1396	G	N1-C2	-7.83	1.31	1.37
37	BD	105	G	O3'-P	-7.83	1.51	1.61
38	BE	6	A	C4'-C3'	-7.83	1.44	1.53
40	BG	67	A	P-O5'	-7.83	1.51	1.59
85	AA	1286	C	C2'-C1'	-7.83	1.44	1.53
85	AA	1541	G	C2'-C1'	-7.83	1.44	1.53
85	AA	2186	U	P-O5'	-7.83	1.51	1.59
35	BB	30	A	O3'-P	-7.83	1.51	1.61
35	BB	451	A	C1'-N9	-7.83	1.35	1.46
35	BB	526	A	N9-C4	-7.83	1.33	1.37
35	BB	1242	C	C2-N3	-7.83	1.29	1.35
35	BB	1393	C	O3'-P	-7.83	1.51	1.61
34	BA	1097	G	P-O5'	-7.83	1.51	1.59
35	BB	1058	U	C2'-C1'	-7.83	1.44	1.53
36	BC	166	G	C2-N2	-7.83	1.26	1.34
85	AA	289	G	N9-C4	-7.83	1.31	1.38
85	AA	2039	G	P-O5'	-7.83	1.51	1.59
34	BA	334	G	O3'-P	-7.82	1.51	1.61
34	BA	1119	A	C5'-C4'	-7.82	1.42	1.51
34	BA	1501	U	C3'-C2'	-7.82	1.44	1.52
35	BB	547	A	C1'-N9	-7.82	1.35	1.46
35	BB	1060	U	C2-N3	-7.82	1.32	1.37
35	BB	1103	A	C3'-C2'	-7.82	1.44	1.52
40	BG	164	U	C3'-C2'	-7.82	1.44	1.52
41	BH	129	G	N9-C4	-7.82	1.31	1.38

Continued on next page...

Continued from previous page...

Mol	Chain	Res	Type	Atoms	Z	Observed(Å)	Ideal(Å)
85	AA	354	C	C2-N3	-7.82	1.29	1.35
85	AA	1002	G	C2'-C1'	-7.82	1.44	1.53
85	AA	1575	G	C2-N2	-7.82	1.26	1.34
85	AA	2141	G	N9-C4	-7.82	1.31	1.38
85	AA	2187	G	P-O5'	-7.82	1.51	1.59
34	BA	136	A	C3'-C2'	-7.82	1.44	1.52
34	BA	776	U	C4'-C3'	-7.82	1.44	1.53
36	BC	15	G	C2'-C1'	-7.82	1.44	1.53
40	BG	46	G	C2'-C1'	-7.82	1.44	1.53
34	BA	679	U	O3'-P	-7.82	1.51	1.61
35	BB	43	G	C1'-N9	-7.82	1.35	1.46
85	AA	434	U	P-O5'	-7.82	1.51	1.59
85	AA	663	C	C3'-C2'	-7.82	1.44	1.52
85	AA	976	G	C3'-C2'	-7.82	1.44	1.52
85	AA	1211	C	C3'-C2'	-7.82	1.44	1.52
34	BA	499	C	C2-N3	-7.82	1.29	1.35
34	BA	1573	C	C1'-N1	-7.82	1.35	1.46
85	AA	835	C	O3'-P	-7.82	1.51	1.61
85	AA	2236	U	O3'-P	-7.82	1.51	1.61
34	BA	92	G	N9-C4	-7.82	1.31	1.38
34	BA	98	A	C5-C4	-7.82	1.33	1.38
34	BA	695	A	O3'-P	-7.82	1.51	1.61
34	BA	1664	C	O3'-P	-7.82	1.51	1.61
35	BB	414	C	C2'-C1'	-7.82	1.44	1.53
85	AA	763	U	C3'-C2'	-7.82	1.44	1.52
34	BA	103	G	C5-C4	-7.82	1.32	1.38
34	BA	766	A	N9-C4	-7.82	1.33	1.37
34	BA	1525	G	N7-C5	-7.82	1.34	1.39
35	BB	534	C	P-O5'	-7.82	1.51	1.59
35	BB	661	G	N7-C5	-7.82	1.34	1.39
35	BB	1038	G	C4'-C3'	-7.82	1.44	1.53
35	BB	1341	U	C2-N3	-7.82	1.32	1.37
38	BE	94	U	C2-N3	-7.82	1.32	1.37
40	BG	87	G	C1'-N9	-7.82	1.35	1.46
85	AA	977	U	C2'-C1'	-7.82	1.44	1.53
85	AA	1181	U	P-O5'	-7.82	1.51	1.59
85	AA	1690	A	O3'-P	-7.82	1.51	1.61
34	BA	449	G	C2-N3	-7.81	1.26	1.32
34	BA	461	A	N3-C4	-7.81	1.30	1.34
34	BA	1092	U	C2'-C1'	-7.81	1.44	1.53
34	BA	1472	G	C6-N1	-7.81	1.34	1.39
34	BA	1557	G	N9-C4	-7.81	1.31	1.38

Continued on next page...

Continued from previous page...

Mol	Chain	Res	Type	Atoms	Z	Observed(Å)	Ideal(Å)
35	BB	27	C	C4'-C3'	-7.81	1.44	1.53
37	BD	62	A	O3'-P	-7.81	1.51	1.61
36	BC	2	A	N7-C5	-7.81	1.34	1.39
36	BC	125	A	O3'-P	-7.81	1.51	1.61
40	BG	68	U	O3'-P	-7.81	1.51	1.61
85	AA	914	U	C2-N3	-7.81	1.32	1.37
34	BA	1255	G	N3-C4	-7.81	1.29	1.35
35	BB	400	C	P-O5'	-7.81	1.51	1.59
36	BC	92	C	C2-N3	-7.81	1.29	1.35
39	BF	12	U	C4'-C3'	-7.81	1.44	1.53
35	BB	40	C	C2-N3	-7.81	1.29	1.35
35	BB	690	C	O3'-P	-7.81	1.51	1.61
40	BG	152	G	C6-N1	-7.81	1.34	1.39
85	AA	407	G	C6-N1	-7.81	1.34	1.39
85	AA	816	A	C1'-N9	7.81	1.60	1.48
86	AB	70	G	C4'-C3'	-7.81	1.44	1.53
34	BA	408	U	N1-C2	-7.81	1.31	1.38
34	BA	1284	G	C2'-C1'	-7.81	1.44	1.53
34	BA	1782	C	C2-N3	-7.81	1.29	1.35
35	BB	1261	U	O3'-P	-7.81	1.51	1.61
35	BB	1313	C	C2'-C1'	-7.81	1.44	1.53
39	BF	7	G	O3'-P	-7.81	1.51	1.61
41	BH	111	U	C2'-C1'	-7.81	1.44	1.53
85	AA	448	G	N1-C2	-7.81	1.31	1.37
85	AA	457	G	C3'-C2'	-7.81	1.44	1.52
34	BA	211	C	P-O5'	-7.80	1.51	1.59
34	BA	713	C	O3'-P	-7.80	1.51	1.61
34	BA	1425	G	O3'-P	-7.80	1.51	1.61
35	BB	78	C	C3'-C2'	-7.80	1.44	1.52
35	BB	1175	A	N9-C4	-7.80	1.33	1.37
85	AA	661	C	O3'-P	-7.80	1.51	1.61
85	AA	867	G	C8-N7	-7.80	1.26	1.30
34	BA	167	U	C2'-C1'	-7.80	1.44	1.53
34	BA	931	G	P-O5'	-7.80	1.51	1.59
34	BA	991	U	C2-N3	-7.80	1.32	1.37
34	BA	1657	A	C2'-C1'	-7.80	1.44	1.53
35	BB	379	U	C2'-C1'	-7.80	1.44	1.53
37	BD	7	G	O3'-P	-7.80	1.51	1.61
85	AA	98	U	O3'-P	-7.80	1.51	1.61
85	AA	161	A	P-O5'	-7.80	1.51	1.59
34	BA	248	G	C5'-C4'	7.80	1.60	1.51
34	BA	1522	G	C5-C4	-7.80	1.32	1.38

Continued on next page...

Continued from previous page...

Mol	Chain	Res	Type	Atoms	Z	Observed(Å)	Ideal(Å)
35	BB	1150	A	C4'-C3'	-7.80	1.44	1.53
85	AA	112	A	N9-C4	-7.80	1.33	1.37
85	AA	1127	G	N9-C8	-7.80	1.32	1.37
34	BA	267	G	C2-N2	-7.80	1.26	1.34
34	BA	839	U	O3'-P	-7.80	1.51	1.61
34	BA	1681	U	P-O5'	-7.80	1.51	1.59
35	BB	130	G	C2'-C1'	-7.80	1.44	1.53
38	BE	195	G	P-O5'	-7.80	1.51	1.59
41	BH	38	G	C1'-N9	-7.80	1.35	1.46
41	BH	57	A	P-O5'	-7.80	1.51	1.59
85	AA	1112	G	P-O5'	-7.80	1.51	1.59
85	AA	2145	G	C5-C4	-7.80	1.32	1.38
35	BB	1072	C	C1'-N1	-7.80	1.35	1.46
35	BB	1483	A	N7-C5	-7.80	1.34	1.39
85	AA	430	G	P-O5'	-7.80	1.51	1.59
34	BA	34	U	N3-C4	-7.80	1.31	1.38
34	BA	842	U	C2'-C1'	-7.80	1.44	1.53
34	BA	857	C	C2-N3	-7.80	1.29	1.35
34	BA	1704	G	C5-C4	-7.80	1.32	1.38
34	BA	1726	U	C5'-C4'	-7.80	1.42	1.51
35	BB	402	G	O3'-P	-7.80	1.51	1.61
35	BB	1118	G	C2'-C1'	-7.80	1.44	1.53
36	BC	18	G	C2-N3	-7.80	1.26	1.32
37	BD	21	G	O3'-P	-7.80	1.51	1.61
41	BH	131	A	P-O5'	-7.80	1.51	1.59
85	AA	166	C	O3'-P	-7.80	1.51	1.61
85	AA	370	A	C2'-C1'	-7.80	1.44	1.53
34	BA	351	A	P-O5'	-7.79	1.51	1.59
34	BA	933	U	O4'-C1'	-7.79	1.31	1.41
34	BA	399	G	C2-N2	-7.79	1.26	1.34
34	BA	425	G	C2-N2	-7.79	1.26	1.34
35	BB	1121	A	N7-C5	-7.79	1.34	1.39
85	AA	167	A	N9-C4	-7.79	1.33	1.37
85	AA	355	G	O3'-P	-7.79	1.51	1.61
85	AA	2072	G	N7-C5	-7.79	1.34	1.39
34	BA	527	C	P-O5'	-7.79	1.51	1.59
35	BB	104	G	C3'-C2'	-7.79	1.44	1.52
35	BB	474	G	C1'-N9	-7.79	1.35	1.46
35	BB	647	U	N3-C4	-7.79	1.31	1.38
35	BB	1274	G	N9-C4	-7.79	1.31	1.38
85	AA	42	G	O3'-P	-7.79	1.51	1.61
34	BA	24	C	C3'-C2'	-7.79	1.44	1.52

Continued on next page...

Continued from previous page...

Mol	Chain	Res	Type	Atoms	Z	Observed(Å)	Ideal(Å)
34	BA	38	G	N7-C5	-7.79	1.34	1.39
34	BA	196	A	C3'-C2'	-7.79	1.44	1.52
34	BA	1425	G	N7-C5	-7.79	1.34	1.39
34	BA	1611	A	O3'-P	-7.79	1.51	1.61
37	BD	79	G	C2'-C1'	-7.79	1.44	1.53
85	AA	679	A	C1'-N9	-7.79	1.35	1.46
34	BA	737	U	C2'-C1'	-7.79	1.44	1.53
34	BA	796	G	N9-C8	-7.79	1.32	1.37
34	BA	1230	G	N9-C4	-7.79	1.31	1.38
34	BA	1820	G	N3-C4	-7.79	1.29	1.35
35	BB	14	C	C4'-C3'	-7.79	1.44	1.53
35	BB	665	A	C6-N1	-7.79	1.30	1.35
35	BB	1189	C	P-O5'	-7.79	1.51	1.59
37	BD	116	C	O3'-P	-7.79	1.51	1.61
34	BA	290	G	N1-C2	-7.79	1.31	1.37
34	BA	746	C	O3'-P	-7.79	1.51	1.61
34	BA	1608	C	C2-N3	-7.79	1.29	1.35
35	BB	28	G	N9-C4	-7.79	1.31	1.38
35	BB	1047	C	C2'-C1'	-7.79	1.44	1.53
34	BA	1539	A	N9-C4	-7.79	1.33	1.37
35	BB	392	G	C5-C4	-7.79	1.32	1.38
35	BB	1363	A	N9-C4	-7.79	1.33	1.37
85	AA	19	A	O3'-P	-7.79	1.51	1.61
85	AA	197	C	C4'-C3'	7.79	1.61	1.53
34	BA	524	G	N1-C2	-7.78	1.31	1.37
35	BB	615	A	P-O5'	-7.78	1.51	1.59
35	BB	674	C	O3'-P	-7.78	1.51	1.61
85	AA	248	U	P-O5'	-7.78	1.51	1.59
34	BA	1810	A	O3'-P	-7.78	1.51	1.61
35	BB	1029	U	C2-N3	-7.78	1.32	1.37
85	AA	452	A	C1'-N9	-7.78	1.35	1.46
85	AA	800	A	C2'-C1'	-7.78	1.44	1.53
34	BA	141	G	O3'-P	-7.78	1.51	1.61
35	BB	144	G	P-O5'	-7.78	1.51	1.59
35	BB	1263	A	P-O5'	-7.78	1.51	1.59
40	BG	94	G	C1'-N9	-7.78	1.35	1.46
85	AA	679	A	C3'-C2'	-7.78	1.44	1.52
85	AA	760	U	C2'-C1'	-7.78	1.44	1.53
85	AA	1147	A	C2'-C1'	-7.78	1.44	1.53
85	AA	1486	G	O3'-P	-7.78	1.51	1.61
34	BA	700	G	O3'-P	-7.78	1.51	1.61
35	BB	607	G	C2-N2	-7.78	1.26	1.34

Continued on next page...

Continued from previous page...

Mol	Chain	Res	Type	Atoms	Z	Observed(Å)	Ideal(Å)
37	BD	7	G	N7-C5	-7.78	1.34	1.39
37	BD	110	G	C3'-C2'	-7.78	1.44	1.52
85	AA	866	U	O3'-P	-7.78	1.51	1.61
85	AA	1165	C	C3'-C2'	-7.78	1.44	1.52
34	BA	522	C	P-O5'	-7.78	1.51	1.59
35	BB	100	A	C2'-C1'	-7.78	1.44	1.53
35	BB	1128	U	C2'-C1'	-7.78	1.44	1.53
36	BC	54	G	C8-N7	-7.78	1.26	1.30
40	BG	157	A	C6-N1	-7.78	1.30	1.35
85	AA	773	G	C3'-C2'	-7.78	1.44	1.52
34	BA	727	G	P-O5'	-7.77	1.51	1.59
34	BA	1495	A	O3'-P	-7.77	1.51	1.61
35	BB	65	A	C1'-N9	-7.77	1.35	1.46
35	BB	1269	A	O3'-P	-7.77	1.51	1.61
37	BD	97	U	O3'-P	-7.77	1.51	1.61
34	BA	49	A	C4'-O4'	-7.77	1.35	1.45
34	BA	323	C	C2-N3	-7.77	1.29	1.35
35	BB	826	G	C2'-C1'	-7.77	1.44	1.53
35	BB	977	G	P-O5'	-7.77	1.51	1.59
35	BB	1110	G	C6-N1	-7.77	1.34	1.39
36	BC	44	A	C5-C4	-7.77	1.33	1.38
41	BH	123	G	C1'-N9	-7.77	1.35	1.46
85	AA	970	U	C1'-N1	7.77	1.60	1.48
38	BE	107	U	C2'-C1'	-7.77	1.44	1.53
85	AA	1491	G	C2-N2	-7.77	1.26	1.34
34	BA	176	G	C2'-C1'	-7.77	1.44	1.53
34	BA	494	A	O3'-P	-7.77	1.51	1.61
34	BA	548	G	N7-C5	-7.77	1.34	1.39
34	BA	902	C	C1'-N1	-7.77	1.35	1.46
38	BE	136	G	O4'-C1'	-7.77	1.31	1.41
39	BF	51	C	O3'-P	-7.77	1.51	1.61
40	BG	92	U	C3'-C2'	-7.77	1.44	1.52
85	AA	2164	G	C2'-C1'	-7.77	1.44	1.53
34	BA	482	C	N1-C2	-7.77	1.32	1.40
34	BA	1736	A	P-O5'	-7.77	1.51	1.59
35	BB	1293	C	C2'-C1'	-7.77	1.44	1.53
40	BG	102	G	N1-C2	-7.77	1.31	1.37
85	AA	92	G	N9-C4	-7.77	1.31	1.38
85	AA	1224	C	C3'-C2'	-7.77	1.44	1.52
85	AA	1490	A	N7-C5	-7.77	1.34	1.39
34	BA	504	A	C5-C4	-7.77	1.33	1.38
34	BA	1011	G	C5-C4	-7.77	1.32	1.38

Continued on next page...

Continued from previous page...

Mol	Chain	Res	Type	Atoms	Z	Observed(Å)	Ideal(Å)
34	BA	1040	G	C2'-C1'	-7.77	1.44	1.53
85	AA	422	G	C3'-C2'	-7.77	1.44	1.52
85	AA	2006	G	N7-C5	-7.77	1.34	1.39
34	BA	245	U	O3'-P	-7.76	1.51	1.61
35	BB	1178	A	C1'-N9	-7.76	1.35	1.46
35	BB	1232	A	C3'-C2'	-7.76	1.44	1.52
35	BB	1455	A	C2'-C1'	-7.76	1.44	1.53
35	BB	1505	U	O3'-P	-7.76	1.51	1.61
37	BD	11	A	C4'-C3'	-7.76	1.44	1.53
41	BH	38	G	C5-C6	-7.76	1.34	1.42
41	BH	109	G	O3'-P	-7.76	1.51	1.61
85	AA	1597	C	C2'-C1'	-7.76	1.44	1.53
85	AA	1662	U	P-O5'	-7.76	1.51	1.59
34	BA	397	A	C2'-C1'	-7.76	1.44	1.53
34	BA	1823	A	N7-C5	-7.76	1.34	1.39
35	BB	798	A	C8-N7	-7.76	1.26	1.31
38	BE	92	C	C3'-C2'	-7.76	1.44	1.52
85	AA	1473	U	C1'-N1	-7.76	1.35	1.46
34	BA	53	G	C1'-N9	-7.76	1.35	1.46
34	BA	189	G	N9-C8	-7.76	1.32	1.37
34	BA	246	G	P-O5'	-7.76	1.51	1.59
34	BA	761	U	C3'-C2'	-7.76	1.44	1.52
34	BA	1674	G	C2'-C1'	-7.76	1.44	1.53
34	BA	1731	A	P-O5'	-7.76	1.51	1.59
35	BB	547	A	P-O5'	-7.76	1.51	1.59
35	BB	1105	G	O3'-P	-7.76	1.51	1.61
35	BB	1423	U	C3'-C2'	-7.76	1.44	1.52
35	BB	1478	G	O3'-P	-7.76	1.51	1.61
36	BC	75	G	C3'-C2'	-7.76	1.44	1.52
85	AA	702	G	N7-C5	-7.76	1.34	1.39
85	AA	708	G	N9-C4	-7.76	1.31	1.38
85	AA	713	G	O3'-P	-7.76	1.51	1.61
34	BA	167	U	C2-N3	-7.76	1.32	1.37
34	BA	500	C	C2'-C1'	-7.76	1.44	1.53
34	BA	997	U	C3'-C2'	-7.76	1.44	1.52
34	BA	1493	U	C4'-C3'	7.76	1.61	1.53
35	BB	666	A	P-O5'	-7.76	1.51	1.59
40	BG	65	C	C4'-C3'	-7.76	1.44	1.53
35	BB	773	G	O3'-P	-7.76	1.51	1.61
38	BE	113	C	O3'-P	-7.76	1.51	1.61
34	BA	131	A	P-O5'	-7.76	1.51	1.59
34	BA	669	U	C2-N3	-7.76	1.32	1.37

Continued on next page...

Continued from previous page...

Mol	Chain	Res	Type	Atoms	Z	Observed(Å)	Ideal(Å)
34	BA	683	C	C2-N3	7.76	1.42	1.35
34	BA	747	G	O3'-P	-7.76	1.51	1.61
34	BA	782	C	C3'-C2'	-7.76	1.44	1.52
34	BA	1029	C	P-O5'	-7.76	1.51	1.59
34	BA	1260	G	C1'-N9	-7.76	1.35	1.46
34	BA	1521	C	C3'-C2'	-7.76	1.44	1.52
35	BB	829	C	O3'-P	-7.76	1.51	1.61
35	BB	1027	U	P-O5'	-7.76	1.51	1.59
34	BA	142	A	C1'-N9	-7.75	1.35	1.46
34	BA	937	G	N9-C4	-7.75	1.31	1.38
34	BA	1127	U	P-O5'	-7.75	1.51	1.59
85	AA	247	G	O3'-P	-7.75	1.51	1.61
85	AA	501	A	O3'-P	-7.75	1.51	1.61
34	BA	300	C	P-O5'	-7.75	1.51	1.59
34	BA	973	U	P-O5'	-7.75	1.51	1.59
34	BA	1025	A	C8-N7	-7.75	1.26	1.31
34	BA	1059	U	O3'-P	-7.75	1.51	1.61
34	BA	1682	A	P-O5'	-7.75	1.51	1.59
35	BB	1199	A	C1'-N9	-7.75	1.35	1.46
35	BB	1517	G	N9-C4	-7.75	1.31	1.38
38	BE	96	G	C2-N3	-7.75	1.26	1.32
64	Be	131	GLY	CA-C	-7.75	1.39	1.51
85	AA	313	A	O3'-P	-7.75	1.51	1.61
85	AA	419	A	C5-C4	-7.75	1.33	1.38
85	AA	1520	A	N3-C4	-7.75	1.30	1.34
85	AA	2167	A	O3'-P	-7.75	1.51	1.61
34	BA	76	U	P-O5'	-7.75	1.51	1.59
34	BA	1790	U	C1'-N1	-7.75	1.35	1.46
35	BB	1399	A	N9-C8	-7.75	1.31	1.37
39	BF	23	G	C5'-C4'	7.75	1.60	1.51
85	AA	15	U	P-O5'	-7.75	1.51	1.59
34	BA	780	U	C4'-O4'	7.75	1.55	1.45
34	BA	1194	G	C2'-C1'	-7.75	1.44	1.53
35	BB	114	A	P-O5'	-7.75	1.51	1.59
85	AA	882	C	C2-N3	-7.75	1.29	1.35
85	AA	1235	G	N9-C4	-7.75	1.31	1.38
34	BA	381	A	C5-C4	-7.75	1.33	1.38
34	BA	727	G	N9-C8	-7.75	1.32	1.37
34	BA	776	U	C3'-C2'	-7.75	1.44	1.52
34	BA	904	G	N9-C8	-7.75	1.32	1.37
34	BA	925	G	O3'-P	-7.75	1.51	1.61
34	BA	1073	G	C6-N1	-7.75	1.34	1.39

Continued on next page...

Continued from previous page...

Mol	Chain	Res	Type	Atoms	Z	Observed(Å)	Ideal(Å)
34	BA	1716	A	P-O5'	7.75	1.67	1.59
35	BB	661	G	P-O5'	-7.75	1.52	1.59
38	BE	122	G	C1'-N9	-7.75	1.36	1.46
39	BF	60	C	C2'-C1'	-7.75	1.44	1.53
40	BG	38	A	C5-C4	-7.75	1.33	1.38
41	BH	38	G	P-O5'	-7.75	1.52	1.59
85	AA	507	C	C2'-C1'	-7.75	1.44	1.53
85	AA	652	U	P-O5'	-7.75	1.52	1.59
85	AA	2200	A	C1'-N9	-7.75	1.36	1.46
34	BA	407	A	N7-C5	-7.75	1.34	1.39
34	BA	1154	U	N3-C4	-7.75	1.31	1.38
34	BA	1423	U	O3'-P	-7.75	1.51	1.61
36	BC	16	A	C5-C4	-7.75	1.33	1.38
37	BD	36	C	O3'-P	-7.75	1.51	1.61
85	AA	683	U	O3'-P	-7.75	1.51	1.61
85	AA	2088	U	P-O5'	-7.75	1.52	1.59
85	AA	2208	G	N7-C5	-7.75	1.34	1.39
34	BA	611	A	N7-C5	-7.75	1.34	1.39
34	BA	1551	G	C2'-C1'	-7.75	1.44	1.53
35	BB	377	A	P-O5'	-7.75	1.52	1.59
35	BB	1216	G	C3'-C2'	-7.75	1.44	1.52
38	BE	121	G	O3'-P	-7.75	1.51	1.61
85	AA	25	C	O3'-P	-7.75	1.51	1.61
34	BA	89	G	C5-C4	-7.74	1.32	1.38
34	BA	1220	C	C1'-N1	-7.74	1.36	1.46
34	BA	1254	C	O3'-P	-7.74	1.51	1.61
34	BA	1505	G	C1'-N9	-7.74	1.36	1.46
34	BA	1544	G	C2'-C1'	-7.74	1.44	1.53
35	BB	41	A	O3'-P	-7.74	1.51	1.61
35	BB	433	C	C2-N3	-7.74	1.29	1.35
35	BB	1045	G	O3'-P	-7.74	1.51	1.61
36	BC	68	A	N9-C4	-7.74	1.33	1.37
38	BE	148	C	C2-N3	-7.74	1.29	1.35
39	BF	50	C	C3'-C2'	-7.74	1.44	1.52
39	BF	62	U	C2'-C1'	-7.74	1.44	1.53
85	AA	402	G	C6-N1	-7.74	1.34	1.39
85	AA	1119	A	C3'-C2'	-7.74	1.44	1.52
40	BG	90	G	C6-N1	-7.74	1.34	1.39
34	BA	545	U	C2-N3	-7.74	1.32	1.37
34	BA	614	A	C2'-C1'	-7.74	1.44	1.53
34	BA	813	C	C2-N3	-7.74	1.29	1.35
34	BA	907	A	N7-C5	-7.74	1.34	1.39

Continued on next page...

Continued from previous page...

Mol	Chain	Res	Type	Atoms	Z	Observed(Å)	Ideal(Å)
35	BB	30	A	P-O5'	-7.74	1.52	1.59
35	BB	442	U	C1'-N1	-7.74	1.36	1.46
85	AA	1469	G	C4'-C3'	-7.74	1.44	1.53
85	AA	1544	G	O3'-P	-7.74	1.51	1.61
86	AB	22	G	N9-C4	-7.74	1.31	1.38
34	BA	69	C	N3-C4	-7.74	1.28	1.33
34	BA	1062	G	N7-C5	-7.74	1.34	1.39
35	BB	633	C	C3'-C2'	-7.74	1.44	1.52
34	BA	962	U	P-O5'	-7.74	1.52	1.59
40	BG	53	C	P-O5'	-7.74	1.52	1.59
34	BA	112	C	C2-N3	-7.74	1.29	1.35
34	BA	1224	A	C2'-C1'	-7.74	1.44	1.53
35	BB	1081	U	C2'-C1'	-7.74	1.44	1.53
35	BB	1400	C	P-O5'	-7.74	1.52	1.59
65	Bf	324	GLY	CA-C	-7.74	1.39	1.51
85	AA	1681	G	C4'-C3'	-7.74	1.44	1.53
85	AA	1831	U	C2'-C1'	-7.74	1.44	1.53
35	BB	611	U	C3'-C2'	-7.73	1.44	1.52
34	BA	257	G	C6-N1	-7.73	1.34	1.39
34	BA	380	A	O3'-P	-7.73	1.51	1.61
34	BA	1673	G	N1-C2	-7.73	1.31	1.37
35	BB	1210	U	C2'-C1'	-7.73	1.44	1.53
39	BF	46	G	C3'-C2'	-7.73	1.44	1.52
40	BG	127	G	C2-N2	-7.73	1.26	1.34
85	AA	452	A	P-O5'	-7.73	1.52	1.59
34	BA	482	C	C2-N3	-7.73	1.29	1.35
35	BB	697	G	C2'-C1'	-7.73	1.44	1.53
40	BG	176	G	C5-C4	-7.73	1.32	1.38
41	BH	23	G	N7-C5	-7.73	1.34	1.39
85	AA	274	A	C3'-C2'	-7.73	1.44	1.52
85	AA	685	U	C4'-C3'	-7.73	1.44	1.53
85	AA	1257	A	C5-C4	-7.73	1.33	1.38
85	AA	1560	A	C8-N7	-7.73	1.26	1.31
35	BB	1148	U	O4'-C1'	-7.73	1.31	1.41
35	BB	1368	A	O3'-P	-7.73	1.51	1.61
35	BB	1437	U	P-O5'	-7.73	1.52	1.59
85	AA	804	A	O3'-P	-7.73	1.51	1.61
85	AA	1464	G	C5-C4	-7.73	1.32	1.38
34	BA	993	C	O3'-P	-7.73	1.51	1.61
34	BA	1102	A	P-O5'	-7.73	1.52	1.59
34	BA	1260	G	C2'-C1'	-7.73	1.44	1.53
34	BA	1451	A	O3'-P	-7.73	1.51	1.61

Continued on next page...

Continued from previous page...

Mol	Chain	Res	Type	Atoms	Z	Observed(Å)	Ideal(Å)
34	BA	1658	G	C3'-C2'	-7.73	1.44	1.52
35	BB	132	G	C1'-N9	-7.73	1.36	1.46
35	BB	136	A	N9-C4	-7.73	1.33	1.37
35	BB	1232	A	N9-C4	-7.73	1.33	1.37
35	BB	1464	G	N9-C4	-7.73	1.31	1.38
38	BE	26	G	O4'-C1'	-7.73	1.31	1.41
85	AA	1707	G	N9-C4	-7.73	1.31	1.38
35	BB	678	U	O3'-P	-7.73	1.51	1.61
40	BG	15	G	C6-N1	-7.73	1.34	1.39
40	BG	116	G	C2'-C1'	-7.73	1.44	1.53
85	AA	2128	G	C5-C4	-7.73	1.32	1.38
35	BB	582	G	P-O5'	-7.72	1.52	1.59
35	BB	1005	A	C1'-N9	-7.72	1.36	1.46
36	BC	62	A	P-O5'	-7.72	1.52	1.59
85	AA	1229	G	C3'-C2'	-7.72	1.44	1.52
34	BA	102	G	C2'-C1'	-7.72	1.44	1.53
34	BA	914	G	O3'-P	-7.72	1.51	1.61
34	BA	1179	U	P-O5'	-7.72	1.52	1.59
34	BA	1234	U	C2-N3	-7.72	1.32	1.37
34	BA	1803	A	C5-C4	-7.72	1.33	1.38
35	BB	393	A	C5-C4	-7.72	1.33	1.38
36	BC	44	A	C2'-C1'	-7.72	1.44	1.53
85	AA	1481	U	O3'-P	-7.72	1.51	1.61
34	BA	338	U	C2-N3	-7.72	1.32	1.37
34	BA	702	G	C6-N1	-7.72	1.34	1.39
34	BA	739	A	N7-C5	-7.72	1.34	1.39
35	BB	975	G	O3'-P	-7.72	1.51	1.61
37	BD	3	G	C5-C4	-7.72	1.32	1.38
41	BH	108	U	P-O5'	-7.72	1.52	1.59
34	BA	1325	G	C3'-C2'	-7.72	1.44	1.52
34	BA	1431	G	C1'-N9	-7.72	1.36	1.46
34	BA	1649	A	P-O5'	-7.72	1.52	1.59
35	BB	680	A	C1'-N9	-7.72	1.36	1.46
85	AA	705	G	C1'-N9	-7.72	1.36	1.46
34	BA	968	G	P-O5'	-7.72	1.52	1.59
34	BA	1195	G	C1'-N9	-7.72	1.36	1.46
35	BB	403	U	C2-N3	-7.72	1.32	1.37
35	BB	1051	U	N3-C4	-7.72	1.31	1.38
34	BA	23	A	C5-C4	-7.72	1.33	1.38
34	BA	47	U	P-O5'	-7.72	1.52	1.59
34	BA	369	A	P-O5'	-7.72	1.52	1.59
34	BA	920	U	C2'-C1'	-7.72	1.44	1.53

Continued on next page...

Continued from previous page...

Mol	Chain	Res	Type	Atoms	Z	Observed(Å)	Ideal(Å)
34	BA	944	G	P-O5'	-7.72	1.52	1.59
34	BA	1243	A	P-O5'	-7.72	1.52	1.59
34	BA	1302	C	P-O5'	-7.72	1.52	1.59
35	BB	65	A	P-O5'	-7.72	1.52	1.59
35	BB	380	G	O3'-P	-7.72	1.51	1.61
35	BB	624	A	C2'-C1'	-7.72	1.44	1.53
85	AA	160	A	N7-C5	-7.72	1.34	1.39
85	AA	427	G	N1-C2	-7.72	1.31	1.37
85	AA	660	G	P-O5'	-7.72	1.52	1.59
85	AA	891	G	O3'-P	-7.72	1.51	1.61
85	AA	944	C	C4-N4	-7.72	1.27	1.33
85	AA	1103	A	C5'-C4'	7.72	1.60	1.51
85	AA	1575	G	O3'-P	-7.72	1.51	1.61
85	AA	2151	U	C2'-C1'	-7.72	1.44	1.53
34	BA	6	C	C2'-C1'	-7.71	1.44	1.53
34	BA	1113	A	O3'-P	-7.71	1.51	1.61
35	BB	879	G	C6-N1	-7.71	1.34	1.39
36	BC	63	G	P-O5'	-7.71	1.52	1.59
85	AA	1932	C	C5'-C4'	7.71	1.60	1.51
34	BA	434	U	C5'-C4'	7.71	1.60	1.51
35	BB	41	A	O4'-C1'	-7.71	1.31	1.41
35	BB	93	A	N9-C8	-7.71	1.31	1.37
35	BB	1053	G	O3'-P	-7.71	1.51	1.61
36	BC	45	C	O3'-P	-7.71	1.51	1.61
38	BE	50	G	C5-C4	-7.71	1.32	1.38
40	BG	142	A	O3'-P	-7.71	1.51	1.61
85	AA	2195	A	C2'-C1'	-7.71	1.44	1.53
34	BA	1551	G	C1'-N9	-7.71	1.36	1.46
34	BA	1641	G	C4'-O4'	-7.71	1.35	1.45
35	BB	387	G	C2'-C1'	-7.71	1.44	1.53
35	BB	496	C	C2'-C1'	-7.71	1.44	1.53
35	BB	1058	U	O3'-P	-7.71	1.51	1.61
85	AA	960	G	O3'-P	-7.71	1.51	1.61
85	AA	2234	C	C2'-C1'	-7.71	1.44	1.53
34	BA	27	G	N1-C2	-7.71	1.31	1.37
34	BA	322	U	P-O5'	-7.71	1.52	1.59
34	BA	611	A	C2'-C1'	-7.71	1.44	1.53
35	BB	1314	G	N1-C2	-7.71	1.31	1.37
85	AA	803	C	C2'-C1'	-7.71	1.44	1.53
85	AA	2202	G	C2'-C1'	-7.71	1.44	1.53
34	BA	36	A	N9-C4	-7.71	1.33	1.37
34	BA	734	G	N9-C4	-7.71	1.31	1.38

Continued on next page...

Continued from previous page...

Mol	Chain	Res	Type	Atoms	Z	Observed(Å)	Ideal(Å)
35	BB	492	U	O3'-P	-7.71	1.51	1.61
35	BB	596	C	P-O5'	-7.71	1.52	1.59
35	BB	986	C	P-O5'	-7.71	1.52	1.59
85	AA	289	G	C3'-C2'	-7.71	1.44	1.52
34	BA	63	A	C3'-C2'	-7.71	1.44	1.52
34	BA	135	G	O3'-P	-7.71	1.51	1.61
34	BA	1511	C	C2'-C1'	-7.71	1.44	1.53
35	BB	1249	G	O3'-P	-7.71	1.51	1.61
35	BB	1425	A	C5-C4	-7.71	1.33	1.38
40	BG	175	G	C6-N1	-7.71	1.34	1.39
85	AA	538	A	N7-C5	-7.71	1.34	1.39
85	AA	852	C	P-O5'	-7.71	1.52	1.59
85	AA	2117	U	O3'-P	-7.71	1.51	1.61
34	BA	476	U	O3'-P	-7.71	1.51	1.61
34	BA	1023	G	N7-C5	-7.71	1.34	1.39
38	BE	130	G	N9-C4	7.71	1.44	1.38
40	BG	151	A	N9-C4	-7.71	1.33	1.37
85	AA	432	A	C5-C4	-7.71	1.33	1.38
34	BA	1458	A	N9-C4	-7.70	1.33	1.37
35	BB	1025	A	P-O5'	7.70	1.67	1.59
35	BB	1258	G	O3'-P	-7.70	1.51	1.61
35	BB	1400	C	C2'-C1'	-7.70	1.44	1.53
35	BB	1537	C	C2'-C1'	-7.70	1.44	1.53
85	AA	366	A	N3-C4	-7.70	1.30	1.34
85	AA	489	C	O3'-P	-7.70	1.51	1.61
85	AA	2237	G	N1-C2	-7.70	1.31	1.37
34	BA	475	A	P-O5'	-7.70	1.52	1.59
85	AA	85	U	O3'-P	-7.70	1.51	1.61
34	BA	495	A	N9-C4	-7.70	1.33	1.37
34	BA	1091	U	N3-C4	-7.70	1.31	1.38
34	BA	1097	G	N7-C5	-7.70	1.34	1.39
34	BA	1428	G	C6-N1	-7.70	1.34	1.39
34	BA	1683	C	C2-N3	-7.70	1.29	1.35
35	BB	89	C	O3'-P	-7.70	1.51	1.61
35	BB	988	G	C2'-C1'	-7.70	1.44	1.53
35	BB	1021	C	O3'-P	-7.70	1.51	1.61
35	BB	1283	C	C3'-C2'	-7.70	1.44	1.52
36	BC	120	G	C8-N7	-7.70	1.26	1.30
85	AA	1814	U	C2-N3	-7.70	1.32	1.37
34	BA	1435	A	N9-C8	-7.70	1.31	1.37
34	BA	1632	G	N7-C5	-7.70	1.34	1.39
35	BB	1161	G	C1'-N9	-7.70	1.36	1.46

Continued on next page...

Continued from previous page...

Mol	Chain	Res	Type	Atoms	Z	Observed(Å)	Ideal(Å)
85	AA	186	U	C2-N3	-7.70	1.32	1.37
85	AA	1016	G	O3'-P	-7.70	1.51	1.61
34	BA	1110	A	C5-C4	-7.70	1.33	1.38
34	BA	1518	A	C5-C6	-7.70	1.34	1.41
35	BB	434	A	C5-C4	-7.70	1.33	1.38
34	BA	234	A	O3'-P	-7.70	1.51	1.61
34	BA	893	U	C3'-C2'	-7.70	1.44	1.52
34	BA	912	G	C4'-C3'	-7.70	1.44	1.53
35	BB	467	G	O3'-P	-7.70	1.51	1.61
36	BC	4	G	C4'-C3'	-7.70	1.44	1.53
38	BE	120	C	O3'-P	-7.70	1.51	1.61
85	AA	96	C	O3'-P	-7.70	1.51	1.61
85	AA	977	U	O3'-P	-7.70	1.51	1.61
85	AA	1109	G	C2'-C1'	-7.70	1.44	1.53
34	BA	1193	A	C2'-C1'	-7.69	1.44	1.53
34	BA	1830	A	O3'-P	-7.69	1.51	1.61
35	BB	829	C	C2'-C1'	-7.69	1.44	1.53
35	BB	1014	U	C2-N3	-7.69	1.32	1.37
35	BB	1470	G	N9-C4	-7.69	1.31	1.38
40	BG	179	C	C3'-C2'	-7.69	1.44	1.52
85	AA	177	A	C2'-C1'	-7.69	1.44	1.53
85	AA	2064	A	N9-C4	-7.69	1.33	1.37
34	BA	189	G	C2'-C1'	-7.69	1.44	1.53
34	BA	399	G	C2'-C1'	-7.69	1.44	1.53
34	BA	707	C	C2'-C1'	-7.69	1.44	1.53
34	BA	1115	A	P-O5'	-7.69	1.52	1.59
34	BA	1696	G	N7-C5	-7.69	1.34	1.39
34	BA	1703	A	P-O5'	-7.69	1.52	1.59
35	BB	1419	G	O3'-P	-7.69	1.51	1.61
40	BG	130	G	N9-C8	-7.69	1.32	1.37
85	AA	491	G	C6-N1	-7.69	1.34	1.39
85	AA	1460	G	N7-C5	-7.69	1.34	1.39
85	AA	1641	A	O3'-P	-7.69	1.51	1.61
34	BA	382	G	N1-C2	-7.69	1.31	1.37
34	BA	426	A	N7-C5	-7.69	1.34	1.39
35	BB	41	A	C5-C4	-7.69	1.33	1.38
35	BB	375	G	C5-C4	-7.69	1.32	1.38
35	BB	1030	U	P-O5'	-7.69	1.52	1.59
35	BB	1046	C	P-O5'	-7.69	1.52	1.59
37	BD	71	G	C6-N1	-7.69	1.34	1.39
85	AA	450	A	C3'-C2'	-7.69	1.44	1.52
85	AA	1959	G	C2'-C1'	-7.69	1.44	1.53

Continued on next page...

Continued from previous page...

Mol	Chain	Res	Type	Atoms	Z	Observed(Å)	Ideal(Å)
85	AA	2141	G	O3'-P	-7.69	1.51	1.61
34	BA	1139	G	O3'-P	-7.69	1.51	1.61
35	BB	14	C	C3'-C2'	-7.69	1.44	1.52
35	BB	1086	G	N9-C4	-7.69	1.31	1.38
35	BB	1177	U	C2'-C1'	-7.69	1.44	1.53
41	BH	16	A	N9-C8	-7.69	1.31	1.37
85	AA	56	U	C5'-C4'	7.69	1.60	1.51
85	AA	246	C	P-O5'	-7.69	1.52	1.59
34	BA	93	A	N7-C5	-7.69	1.34	1.39
34	BA	752	A	C4'-O4'	-7.69	1.35	1.45
35	BB	642	G	P-O5'	-7.69	1.52	1.59
85	AA	2193	A	C5-C6	-7.69	1.34	1.41
34	BA	934	G	N9-C8	-7.69	1.32	1.37
35	BB	490	G	N9-C8	-7.69	1.32	1.37
35	BB	543	G	O3'-P	-7.69	1.51	1.61
85	AA	498	C	P-O5'	-7.69	1.52	1.59
34	BA	934	G	C5-C4	-7.68	1.32	1.38
35	BB	584	A	P-O5'	-7.68	1.52	1.59
35	BB	661	G	C6-N1	-7.68	1.34	1.39
35	BB	795	A	C3'-C2'	-7.68	1.44	1.52
36	BC	9	G	N7-C5	-7.68	1.34	1.39
41	BH	29	G	C2-N2	-7.68	1.26	1.34
41	BH	128	G	C1'-N9	-7.68	1.36	1.46
85	AA	363	A	N3-C4	-7.68	1.30	1.34
85	AA	1479	U	C3'-C2'	-7.68	1.44	1.52
34	BA	791	A	N9-C4	-7.68	1.33	1.37
34	BA	965	A	N7-C5	-7.68	1.34	1.39
34	BA	1021	U	P-O5'	-7.68	1.52	1.59
34	BA	1474	G	N1-C2	-7.68	1.31	1.37
35	BB	622	G	N9-C4	-7.68	1.31	1.38
35	BB	661	G	C2'-C1'	-7.68	1.44	1.53
37	BD	110	G	O3'-P	-7.68	1.51	1.61
85	AA	349	C	P-O5'	-7.68	1.52	1.59
85	AA	648	G	O3'-P	-7.68	1.51	1.61
86	AB	50	U	P-O5'	-7.68	1.52	1.59
34	BA	381	A	P-O5'	-7.68	1.52	1.59
35	BB	496	C	C3'-C2'	-7.68	1.44	1.52
85	AA	51	A	N7-C5	-7.68	1.34	1.39
85	AA	1357	U	C4'-C3'	-7.68	1.44	1.53
34	BA	674	G	C1'-N9	-7.68	1.36	1.46
34	BA	1008	A	N9-C4	-7.68	1.33	1.37
34	BA	1075	U	C3'-C2'	-7.68	1.44	1.52

Continued on next page...

Continued from previous page...

Mol	Chain	Res	Type	Atoms	Z	Observed(Å)	Ideal(Å)
34	BA	1232	C	C3'-C2'	-7.68	1.44	1.52
34	BA	1330	G	P-O5'	-7.68	1.52	1.59
35	BB	275	A	N9-C4	-7.68	1.33	1.37
36	BC	135	A	C2'-C1'	-7.68	1.45	1.53
38	BE	23	G	C2'-C1'	-7.68	1.45	1.53
85	AA	896	C	C2'-C1'	-7.68	1.45	1.53
85	AA	1618	G	P-O5'	-7.68	1.52	1.59
34	BA	412	G	N7-C5	-7.68	1.34	1.39
35	BB	506	G	O3'-P	-7.68	1.51	1.61
35	BB	1469	A	C1'-N9	-7.68	1.36	1.46
37	BD	7	G	C2-N2	-7.68	1.26	1.34
34	BA	425	G	P-O5'	-7.68	1.52	1.59
34	BA	763	U	O4'-C1'	-7.68	1.31	1.41
34	BA	1203	G	N9-C8	-7.68	1.32	1.37
34	BA	1390	C	O3'-P	-7.68	1.51	1.61
35	BB	19	C	C2'-C1'	-7.68	1.45	1.53
35	BB	442	U	O4'-C1'	-7.68	1.31	1.41
35	BB	1141	A	C2'-C1'	-7.68	1.45	1.53
35	BB	1210	U	C3'-C2'	-7.68	1.44	1.52
35	BB	1252	G	C6-N1	-7.68	1.34	1.39
37	BD	96	C	C2'-C1'	-7.68	1.45	1.53
40	BG	113	G	N9-C4	-7.68	1.31	1.38
41	BH	128	G	C2-N2	-7.68	1.26	1.34
85	AA	892	C	O3'-P	-7.68	1.51	1.61
85	AA	1242	A	C2'-C1'	-7.68	1.45	1.53
34	BA	15	G	C1'-N9	-7.67	1.36	1.46
34	BA	615	A	C2'-C1'	-7.67	1.45	1.53
35	BB	709	G	C3'-C2'	-7.67	1.44	1.52
35	BB	1292	G	O3'-P	-7.67	1.51	1.61
35	BB	1351	G	C3'-C2'	-7.67	1.44	1.52
38	BE	28	C	C1'-N1	-7.67	1.36	1.46
40	BG	182	G	N9-C4	-7.67	1.31	1.38
85	AA	159	G	C1'-N9	-7.67	1.36	1.46
85	AA	161	A	C3'-C2'	-7.67	1.44	1.52
34	BA	1104	C	O3'-P	-7.67	1.51	1.61
35	BB	1054	G	N1-C2	-7.67	1.31	1.37
41	BH	38	G	C2-N2	-7.67	1.26	1.34
34	BA	491	U	C2-N3	-7.67	1.32	1.37
34	BA	547	C	P-O5'	7.67	1.67	1.59
35	BB	28	G	O3'-P	-7.67	1.51	1.61
35	BB	666	A	O3'-P	-7.67	1.51	1.61
35	BB	1430	G	C3'-C2'	-7.67	1.44	1.52

Continued on next page...

Continued from previous page...

Mol	Chain	Res	Type	Atoms	Z	Observed(Å)	Ideal(Å)
85	AA	897	A	C3'-C2'	-7.67	1.44	1.52
85	AA	939	A	C2'-C1'	-7.67	1.45	1.53
85	AA	1165	C	C2'-C1'	-7.67	1.45	1.53
85	AA	1262	A	O3'-P	-7.67	1.51	1.61
34	BA	177	G	P-O5'	-7.67	1.52	1.59
34	BA	907	A	C1'-N9	-7.67	1.36	1.46
36	BC	116	C	O3'-P	-7.67	1.51	1.61
85	AA	2019	G	N9-C4	-7.67	1.31	1.38
34	BA	735	A	O3'-P	-7.67	1.51	1.61
34	BA	900	A	O3'-P	-7.67	1.51	1.61
34	BA	965	A	P-O5'	-7.67	1.52	1.59
34	BA	1435	A	O3'-P	-7.67	1.51	1.61
35	BB	782	A	C2'-C1'	-7.67	1.45	1.53
35	BB	1270	C	O3'-P	-7.67	1.51	1.61
40	BG	153	C	P-O5'	-7.67	1.52	1.59
85	AA	813	G	C2'-C1'	-7.67	1.45	1.53
85	AA	1261	U	P-O5'	-7.67	1.52	1.59
85	AA	2191	C	C2-N3	-7.67	1.29	1.35
34	BA	567	U	P-O5'	-7.67	1.52	1.59
34	BA	816	G	C5-C6	-7.67	1.34	1.42
34	BA	1641	G	O4'-C1'	-7.67	1.31	1.41
35	BB	391	G	C5-C4	-7.67	1.32	1.38
35	BB	426	A	C2'-C1'	-7.67	1.45	1.53
35	BB	441	G	C3'-C2'	-7.67	1.44	1.52
35	BB	449	C	C2-N3	-7.67	1.29	1.35
35	BB	1462	G	C3'-O3'	7.67	1.52	1.42
37	BD	24	U	N1-C2	-7.67	1.31	1.38
38	BE	112	G	O3'-P	-7.67	1.51	1.61
85	AA	190	A	P-O5'	-7.67	1.52	1.59
85	AA	502	A	P-O5'	-7.67	1.52	1.59
85	AA	538	A	C6-N6	-7.67	1.27	1.33
85	AA	638	G	C4'-C3'	-7.67	1.44	1.53
85	AA	2028	G	N9-C4	-7.67	1.31	1.38
35	BB	693	U	O3'-P	-7.66	1.51	1.61
35	BB	1360	A	C8-N7	-7.66	1.26	1.31
40	BG	97	G	C2'-C1'	-7.66	1.45	1.53
34	BA	937	G	C2'-C1'	-7.66	1.45	1.53
38	BE	123	A	C1'-N9	-7.66	1.36	1.46
85	AA	1217	U	C4'-C3'	-7.66	1.44	1.53
34	BA	465	A	C4'-C3'	-7.66	1.44	1.53
34	BA	846	U	O3'-P	-7.66	1.51	1.61
34	BA	1073	G	C5-C4	-7.66	1.32	1.38

Continued on next page...

Continued from previous page...

Mol	Chain	Res	Type	Atoms	Z	Observed(Å)	Ideal(Å)
34	BA	1667	G	C2'-C1'	-7.66	1.45	1.53
34	BA	1673	G	C2'-C1'	-7.66	1.45	1.53
35	BB	780	U	C2'-C1'	-7.66	1.45	1.53
35	BB	1316	U	P-O5'	-7.66	1.52	1.59
35	BB	1476	C	O3'-P	-7.66	1.51	1.61
38	BE	94	U	C2'-C1'	-7.66	1.45	1.53
39	BF	39	C	C4'-C3'	-7.66	1.44	1.53
40	BG	59	G	N9-C8	-7.66	1.32	1.37
40	BG	105	A	O3'-P	-7.66	1.51	1.61
85	AA	1155	A	P-O5'	-7.66	1.52	1.59
85	AA	1562	U	C2'-C1'	-7.66	1.45	1.53
85	AA	1690	A	N9-C4	-7.66	1.33	1.37
85	AA	2037	A	N3-C4	-7.66	1.30	1.34
34	BA	56	G	C2'-C1'	-7.66	1.45	1.53
34	BA	99	G	C2'-C1'	-7.66	1.45	1.53
34	BA	503	C	C3'-C2'	-7.66	1.44	1.52
34	BA	800	G	C4'-C3'	-7.66	1.44	1.53
34	BA	1327	G	C6-N1	-7.66	1.34	1.39
35	BB	653	G	N7-C5	-7.66	1.34	1.39
35	BB	776	U	C4'-C3'	-7.66	1.44	1.53
37	BD	93	G	C2'-C1'	-7.66	1.45	1.53
85	AA	1800	U	P-O5'	-7.66	1.52	1.59
35	BB	1106	G	P-O5'	-7.66	1.52	1.59
34	BA	374	U	C3'-C2'	-7.66	1.44	1.52
34	BA	1047	U	P-O5'	-7.66	1.52	1.59
34	BA	1527	G	C1'-N9	-7.66	1.36	1.46
34	BA	1589	U	N3-C4	-7.66	1.31	1.38
34	BA	1804	A	C5-C4	-7.66	1.33	1.38
35	BB	1433	U	C2-N3	-7.66	1.32	1.37
34	BA	759	A	O4'-C1'	-7.65	1.31	1.41
34	BA	999	G	C3'-C2'	-7.65	1.44	1.52
35	BB	1022	C	C2-N3	-7.65	1.29	1.35
35	BB	1366	C	C4'-C3'	-7.65	1.44	1.53
40	BG	67	A	C2'-C1'	-7.65	1.45	1.53
34	BA	108	A	N7-C5	-7.65	1.34	1.39
34	BA	317	U	P-O5'	-7.65	1.52	1.59
34	BA	1219	G	P-O5'	-7.65	1.52	1.59
34	BA	1402	C	P-O5'	-7.65	1.52	1.59
35	BB	371	C	O3'-P	-7.65	1.51	1.61
35	BB	985	A	P-O5'	-7.65	1.52	1.59
35	BB	1206	G	N1-C2	-7.65	1.31	1.37
35	BB	1471	A	P-O5'	-7.65	1.52	1.59

Continued on next page...

Continued from previous page...

Mol	Chain	Res	Type	Atoms	Z	Observed(Å)	Ideal(Å)
37	BD	96	C	C2-N3	-7.65	1.29	1.35
85	AA	159	G	C3'-C2'	-7.65	1.44	1.52
85	AA	1128	G	P-O5'	-7.65	1.52	1.59
85	AA	1431	U	P-O5'	-7.65	1.52	1.59
85	AA	2204	A	C1'-N9	-7.65	1.36	1.46
6	A5	200	GLY	CA-C	-7.65	1.39	1.51
34	BA	165	C	C4'-C3'	-7.65	1.44	1.53
34	BA	1068	C	O3'-P	-7.65	1.51	1.61
35	BB	373	C	C2-N3	-7.65	1.29	1.35
35	BB	458	U	C2'-C1'	-7.65	1.45	1.53
35	BB	843	G	C1'-N9	-7.65	1.36	1.46
38	BE	114	G	C2'-C1'	-7.65	1.45	1.53
85	AA	460	U	C2-N3	-7.65	1.32	1.37
35	BB	1281	G	C5-C4	-7.65	1.32	1.38
36	BC	136	G	O3'-P	-7.65	1.51	1.61
36	BC	146	U	O3'-P	-7.65	1.51	1.61
36	BC	155	C	C2'-C1'	-7.65	1.45	1.53
85	AA	1493	A	N3-C4	-7.65	1.30	1.34
85	AA	1795	C	O3'-P	-7.65	1.51	1.61
85	AA	2222	G	P-O5'	-7.65	1.52	1.59
34	BA	64	A	N7-C5	-7.65	1.34	1.39
34	BA	661	C	C3'-C2'	-7.65	1.44	1.52
34	BA	745	A	P-O5'	-7.65	1.52	1.59
34	BA	1526	C	C2'-C1'	-7.65	1.45	1.53
34	BA	1800	G	N9-C8	-7.65	1.32	1.37
35	BB	12	G	O3'-P	-7.65	1.51	1.61
85	AA	790	A	N3-C4	-7.65	1.30	1.34
35	BB	1079	G	C2'-C1'	-7.65	1.45	1.53
41	BH	44	A	C8-N7	-7.65	1.26	1.31
34	BA	592	G	C6-N1	-7.64	1.34	1.39
34	BA	1454	G	P-O5'	-7.64	1.52	1.59
35	BB	1180	G	N3-C4	-7.64	1.30	1.35
38	BE	131	C	O3'-P	-7.64	1.51	1.61
40	BG	102	G	N9-C4	7.64	1.44	1.38
85	AA	2113	U	C2-N3	-7.64	1.32	1.37
34	BA	445	C	C3'-C2'	-7.64	1.44	1.52
34	BA	1029	C	O3'-P	-7.64	1.51	1.61
34	BA	1239	G	C3'-C2'	-7.64	1.44	1.52
34	BA	1617	U	P-O5'	-7.64	1.52	1.59
35	BB	548	A	N9-C4	-7.64	1.33	1.37
39	BF	36	G	C6-N1	-7.64	1.34	1.39
40	BG	40	G	N9-C4	-7.64	1.31	1.38

Continued on next page...

Continued from previous page...

Mol	Chain	Res	Type	Atoms	Z	Observed(Å)	Ideal(Å)
85	AA	109	G	O3'-P	-7.64	1.51	1.61
85	AA	207	G	N7-C5	-7.64	1.34	1.39
85	AA	423	G	O3'-P	-7.64	1.51	1.61
85	AA	646	C	C2'-C1'	-7.64	1.45	1.53
85	AA	938	A	N9-C8	-7.64	1.31	1.37
85	AA	1886	U	O3'-P	-7.64	1.51	1.61
34	BA	201	A	N3-C4	-7.64	1.30	1.34
34	BA	1599	A	N7-C5	-7.64	1.34	1.39
34	BA	1802	C	N1-C6	-7.64	1.32	1.37
35	BB	649	A	N9-C4	-7.64	1.33	1.37
40	BG	79	U	C1'-N1	-7.64	1.36	1.46
85	AA	687	G	C8-N7	-7.64	1.26	1.30
85	AA	880	A	C3'-C2'	-7.64	1.44	1.52
85	AA	1161	U	O3'-P	-7.64	1.51	1.61
34	BA	724	A	N7-C5	-7.64	1.34	1.39
34	BA	776	U	P-O5'	-7.64	1.52	1.59
34	BA	1523	U	O3'-P	-7.64	1.51	1.61
35	BB	435	A	N7-C5	-7.64	1.34	1.39
35	BB	562	A	C2'-C1'	-7.64	1.45	1.53
36	BC	123	G	P-O5'	-7.64	1.52	1.59
38	BE	15	A	P-O5'	-7.64	1.52	1.59
85	AA	870	U	O3'-P	-7.64	1.51	1.61
34	BA	69	C	C3'-C2'	-7.64	1.44	1.52
34	BA	365	A	O3'-P	-7.64	1.51	1.61
34	BA	414	A	N7-C5	-7.64	1.34	1.39
34	BA	924	U	O3'-P	-7.64	1.51	1.61
34	BA	1518	A	O3'-P	-7.64	1.51	1.61
34	BA	1601	C	C3'-C2'	-7.64	1.44	1.52
35	BB	412	A	N7-C5	-7.64	1.34	1.39
35	BB	442	U	C3'-C2'	-7.64	1.44	1.52
35	BB	1165	A	C1'-N9	-7.64	1.36	1.46
35	BB	1414	A	N9-C4	-7.64	1.33	1.37
35	BB	1423	U	O3'-P	-7.64	1.51	1.61
37	BD	96	C	O3'-P	-7.64	1.51	1.61
38	BE	27	A	C3'-C2'	-7.64	1.44	1.52
38	BE	186	C	O3'-P	-7.64	1.51	1.61
40	BG	152	G	C3'-C2'	-7.64	1.44	1.52
85	AA	1259	U	C2'-C1'	-7.64	1.45	1.53
85	AA	1989	A	P-O5'	-7.64	1.52	1.59
34	BA	68	A	P-O5'	-7.63	1.52	1.59
34	BA	971	G	O3'-P	-7.63	1.51	1.61
35	BB	587	A	N9-C4	-7.63	1.33	1.37

Continued on next page...

Continued from previous page...

Mol	Chain	Res	Type	Atoms	Z	Observed(Å)	Ideal(Å)
35	BB	1029	U	C1'-N1	-7.63	1.36	1.46
35	BB	1349	U	O3'-P	-7.63	1.51	1.61
39	BF	39	C	C3'-C2'	-7.63	1.44	1.52
85	AA	1839	G	O3'-P	-7.63	1.51	1.61
34	BA	566	G	C8-N7	-7.63	1.26	1.30
34	BA	889	U	O3'-P	-7.63	1.51	1.61
34	BA	935	A	N9-C4	-7.63	1.33	1.37
34	BA	1013	A	C5-C4	-7.63	1.33	1.38
34	BA	1585	A	C4'-O4'	-7.63	1.35	1.45
35	BB	1396	G	O3'-P	-7.63	1.51	1.61
37	BD	102	C	O3'-P	-7.63	1.51	1.61
34	BA	1215	U	O3'-P	-7.63	1.51	1.61
34	BA	1454	G	C8-N7	-7.63	1.26	1.30
34	BA	1461	A	O3'-P	-7.63	1.51	1.61
34	BA	1545	C	C3'-C2'	-7.63	1.44	1.52
38	BE	191	U	C3'-C2'	-7.63	1.44	1.52
85	AA	679	A	C2'-C1'	-7.63	1.45	1.53
85	AA	973	U	C3'-O3'	7.63	1.52	1.42
85	AA	1921	G	C5-C6	7.63	1.50	1.42
35	BB	1039	A	N3-C4	-7.63	1.30	1.34
85	AA	20	G	C2'-C1'	-7.63	1.45	1.53
35	BB	1326	U	C3'-C2'	-7.63	1.44	1.52
37	BD	110	G	C1'-N9	-7.63	1.36	1.46
85	AA	419	A	C2'-C1'	-7.63	1.45	1.53
34	BA	23	A	N7-C5	-7.63	1.34	1.39
35	BB	1278	A	N9-C4	-7.63	1.33	1.37
40	BG	164	U	C2'-C1'	-7.63	1.45	1.53
85	AA	436	G	O3'-P	-7.63	1.51	1.61
85	AA	1526	G	N7-C5	-7.63	1.34	1.39
34	BA	413	A	C8-N7	-7.62	1.26	1.31
34	BA	755	G	C2'-C1'	-7.62	1.45	1.53
34	BA	1258	G	N7-C5	-7.62	1.34	1.39
34	BA	1300	G	O3'-P	-7.62	1.51	1.61
34	BA	1594	G	N7-C5	-7.62	1.34	1.39
36	BC	91	G	N9-C8	-7.62	1.32	1.37
34	BA	1454	G	C1'-N9	-7.62	1.36	1.46
35	BB	8	U	C4'-C3'	-7.62	1.44	1.53
35	BB	546	A	C6-N1	7.62	1.40	1.35
85	AA	118	C	O3'-P	-7.62	1.52	1.61
85	AA	162	A	N9-C4	-7.62	1.33	1.37
85	AA	1855	U	C2-N3	-7.62	1.32	1.37
85	AA	2065	U	P-O5'	-7.62	1.52	1.59

Continued on next page...

Continued from previous page...

Mol	Chain	Res	Type	Atoms	Z	Observed(Å)	Ideal(Å)
34	BA	1473	A	O3'-P	-7.62	1.52	1.61
34	BA	1709	A	C4'-O4'	-7.62	1.35	1.45
35	BB	615	A	O3'-P	-7.62	1.52	1.61
35	BB	830	G	C3'-C2'	-7.62	1.44	1.52
35	BB	1514	G	N7-C5	-7.62	1.34	1.39
41	BH	134	U	C2'-C1'	-7.62	1.45	1.53
85	AA	365	G	C5-C4	-7.62	1.33	1.38
85	AA	448	G	P-O5'	-7.62	1.52	1.59
85	AA	1276	A	O3'-P	-7.62	1.52	1.61
85	AA	2182	A	C5-C6	-7.62	1.34	1.41
34	BA	446	U	C2-N3	-7.62	1.32	1.37
34	BA	1606	A	C2'-C1'	-7.62	1.45	1.53
34	BA	1661	U	C5'-C4'	-7.62	1.42	1.51
85	AA	672	U	N1-C2	-7.62	1.31	1.38
85	AA	1538	C	C4'-C3'	-7.62	1.44	1.53
34	BA	222	C	O3'-P	-7.62	1.52	1.61
35	BB	617	C	C2-N3	-7.62	1.29	1.35
85	AA	758	C	O3'-P	-7.62	1.52	1.61
34	BA	1202	G	C6-N1	-7.62	1.34	1.39
35	BB	425	G	C1'-N9	-7.62	1.36	1.46
35	BB	1440	A	P-O5'	-7.62	1.52	1.59
40	BG	142	A	C8-N7	-7.62	1.26	1.31
85	AA	2098	A	C1'-N9	-7.62	1.36	1.46
34	BA	1067	G	C3'-C2'	-7.62	1.44	1.52
34	BA	1255	G	P-O5'	-7.62	1.52	1.59
35	BB	1398	A	N9-C8	-7.62	1.31	1.37
38	BE	69	C	O3'-P	-7.62	1.52	1.61
40	BG	66	C	O3'-P	-7.62	1.52	1.61
85	AA	436	G	C3'-C2'	-7.62	1.44	1.52
85	AA	1216	A	O3'-P	-7.62	1.52	1.61
35	BB	1268	C	P-O5'	-7.61	1.52	1.59
36	BC	101	U	O3'-P	-7.61	1.52	1.61
85	AA	107	A	C1'-N9	-7.61	1.36	1.46
85	AA	184	A	N9-C4	-7.61	1.33	1.37
34	BA	1555	G	C3'-C2'	-7.61	1.44	1.52
34	BA	1574	C	O3'-P	-7.61	1.52	1.61
35	BB	127	U	C2-N3	-7.61	1.32	1.37
35	BB	1368	A	C1'-N9	-7.61	1.36	1.46
37	BD	108	G	N9-C4	-7.61	1.31	1.38
34	BA	487	A	C5-C4	-7.61	1.33	1.38
85	AA	75	U	P-O5'	-7.61	1.52	1.59
85	AA	1221	G	N9-C8	-7.61	1.32	1.37

Continued on next page...

Continued from previous page...

Mol	Chain	Res	Type	Atoms	Z	Observed(Å)	Ideal(Å)
34	BA	33	C	C2'-C1'	-7.61	1.45	1.53
34	BA	75	U	O3'-P	-7.61	1.52	1.61
34	BA	419	U	C1'-N1	-7.61	1.36	1.46
34	BA	427	G	N1-C2	-7.61	1.31	1.37
35	BB	399	A	N3-C4	-7.61	1.30	1.34
35	BB	450	A	C5-C4	-7.61	1.33	1.38
35	BB	543	G	N3-C4	-7.61	1.30	1.35
85	AA	274	A	C2'-C1'	-7.61	1.45	1.53
85	AA	713	G	C2'-C1'	-7.61	1.45	1.53
35	BB	435	A	C1'-N9	-7.61	1.36	1.46
35	BB	1251	G	C6-N1	-7.61	1.34	1.39
35	BB	1386	C	C3'-C2'	-7.61	1.44	1.52
37	BD	105	G	C2'-C1'	-7.61	1.45	1.53
85	AA	263	A	O3'-P	-7.61	1.52	1.61
85	AA	442	G	C3'-C2'	-7.61	1.44	1.52
85	AA	1451	U	O3'-P	-7.61	1.52	1.61
35	BB	401	U	C2'-C1'	-7.60	1.45	1.53
35	BB	90	G	P-O5'	-7.60	1.52	1.59
35	BB	112	G	C4'-C3'	-7.60	1.44	1.53
35	BB	528	G	P-O5'	-7.60	1.52	1.59
35	BB	562	A	O3'-P	-7.60	1.52	1.61
38	BE	176	G	C1'-N9	-7.60	1.36	1.46
41	BH	20	A	C5-C4	-7.60	1.33	1.38
41	BH	37	U	C4'-C3'	-7.60	1.44	1.53
85	AA	1573	A	P-O5'	-7.60	1.52	1.59
35	BB	43	G	O3'-P	-7.60	1.52	1.61
34	BA	799	A	C4'-C3'	7.60	1.61	1.53
34	BA	843	G	N1-C2	-7.60	1.31	1.37
34	BA	1532	G	P-O5'	-7.60	1.52	1.59
35	BB	376	A	N9-C4	-7.60	1.33	1.37
35	BB	972	C	C2'-C1'	-7.60	1.45	1.53
35	BB	1433	U	P-O5'	-7.60	1.52	1.59
35	BB	1453	G	C4'-C3'	-7.60	1.44	1.53
37	BD	55	A	C2'-C1'	-7.60	1.45	1.53
85	AA	178	U	N3-C4	-7.60	1.31	1.38
34	BA	15	G	C8-N7	-7.60	1.26	1.30
34	BA	710	A	N9-C4	-7.60	1.33	1.37
34	BA	927	A	C2'-C1'	-7.60	1.45	1.53
34	BA	1064	A	O3'-P	-7.60	1.52	1.61
34	BA	1425	G	P-O5'	-7.60	1.52	1.59
34	BA	1701	U	C4'-C3'	-7.60	1.44	1.53
34	BA	1793	G	C2-N2	-7.60	1.26	1.34

Continued on next page...

Continued from previous page...

Mol	Chain	Res	Type	Atoms	Z	Observed(Å)	Ideal(Å)
35	BB	90	G	O3'-P	-7.60	1.52	1.61
85	AA	106	G	C2'-C1'	-7.60	1.45	1.53
85	AA	1155	A	C2'-C1'	-7.60	1.45	1.53
85	AA	1462	A	C4'-C3'	-7.60	1.44	1.53
85	AA	2052	U	O3'-P	-7.60	1.52	1.61
34	BA	303	C	O4'-C1'	-7.60	1.31	1.41
34	BA	856	G	C5-C4	-7.60	1.33	1.38
34	BA	290	G	C5-C4	-7.59	1.33	1.38
34	BA	807	U	P-O5'	-7.59	1.52	1.59
35	BB	1178	A	C4'-C3'	-7.59	1.44	1.53
85	AA	696	G	C2'-C1'	-7.59	1.45	1.53
34	BA	919	A	O3'-P	-7.59	1.52	1.61
35	BB	501	G	N7-C5	-7.59	1.34	1.39
34	BA	210	G	C3'-C2'	-7.59	1.44	1.52
34	BA	1150	A	N7-C5	-7.59	1.34	1.39
34	BA	1210	A	C1'-N9	-7.59	1.36	1.46
34	BA	1474	G	P-O5'	-7.59	1.52	1.59
40	BG	30	C	C2-N3	-7.59	1.29	1.35
85	AA	1198	U	C3'-C2'	-7.59	1.44	1.52
85	AA	2073	U	C2'-C1'	-7.59	1.45	1.53
34	BA	583	G	P-O5'	-7.59	1.52	1.59
34	BA	1834	A	O3'-P	-7.59	1.52	1.61
35	BB	1441	C	C3'-C2'	-7.59	1.44	1.52
85	AA	699	U	C2-N3	-7.59	1.32	1.37
85	AA	790	A	O3'-P	-7.59	1.52	1.61
85	AA	1135	U	C3'-C2'	-7.59	1.44	1.52
85	AA	2214	A	O3'-P	-7.59	1.52	1.61
34	BA	761	U	C2'-C1'	-7.59	1.45	1.53
34	BA	1588	U	C2-N3	-7.59	1.32	1.37
35	BB	771	U	O3'-P	-7.59	1.52	1.61
35	BB	1086	G	P-O5'	-7.59	1.52	1.59
85	AA	1196	C	C1'-N1	-7.59	1.36	1.46
35	BB	389	G	N7-C5	-7.59	1.34	1.39
35	BB	692	G	C2'-C1'	-7.59	1.45	1.53
35	BB	810	G	C5-C4	-7.59	1.33	1.38
36	BC	9	G	C5-C4	-7.59	1.33	1.38
85	AA	99	U	C4'-C3'	-7.59	1.44	1.53
85	AA	1130	G	P-O5'	-7.59	1.52	1.59
85	AA	2121	G	P-O5'	-7.59	1.52	1.59
34	BA	734	G	N9-C8	-7.58	1.32	1.37
36	BC	3	C	C3'-C2'	-7.58	1.44	1.52
38	BE	43	A	N9-C4	-7.58	1.33	1.37

Continued on next page...

Continued from previous page...

Mol	Chain	Res	Type	Atoms	Z	Observed(Å)	Ideal(Å)
85	AA	272	C	C2'-C1'	-7.58	1.45	1.53
34	BA	418	G	O3'-P	-7.58	1.52	1.61
34	BA	480	G	N3-C4	-7.58	1.30	1.35
34	BA	947	A	C1'-N9	-7.58	1.36	1.46
34	BA	1440	C	O3'-P	-7.58	1.52	1.61
34	BA	1511	C	C1'-N1	-7.58	1.36	1.46
34	BA	1695	G	N1-C2	-7.58	1.31	1.37
35	BB	131	A	C2'-C1'	-7.58	1.45	1.53
35	BB	799	A	C8-N7	-7.58	1.26	1.31
35	BB	1096	G	C1'-N9	-7.58	1.36	1.46
40	BG	93	U	O3'-P	-7.58	1.52	1.61
34	BA	412	G	O3'-P	-7.58	1.52	1.61
34	BA	452	A	C8-N7	-7.58	1.26	1.31
34	BA	785	G	C2-N2	-7.58	1.26	1.34
35	BB	1045	G	C6-N1	-7.58	1.34	1.39
35	BB	1359	G	C5-C4	-7.58	1.33	1.38
40	BG	61	A	N9-C4	-7.58	1.33	1.37
40	BG	169	A	O3'-P	-7.58	1.52	1.61
85	AA	63	G	C3'-C2'	-7.58	1.44	1.52
85	AA	117	C	P-O5'	-7.58	1.52	1.59
85	AA	513	G	P-O5'	-7.58	1.52	1.59
85	AA	2181	G	O3'-P	-7.58	1.52	1.61
86	AB	8	U	C2'-C1'	-7.58	1.45	1.53
34	BA	498	A	C2'-C1'	-7.58	1.45	1.53
34	BA	943	G	O3'-P	-7.58	1.52	1.61
34	BA	1310	C	O3'-P	-7.58	1.52	1.61
35	BB	589	U	C2'-C1'	-7.58	1.45	1.53
35	BB	1290	C	C3'-C2'	-7.58	1.44	1.52
85	AA	623	G	O3'-P	-7.58	1.52	1.61
34	BA	289	A	C8-N7	-7.58	1.26	1.31
34	BA	706	C	P-O5'	-7.58	1.52	1.59
34	BA	1323	G	N9-C4	-7.58	1.31	1.38
34	BA	1552	C	P-O5'	-7.58	1.52	1.59
35	BB	1431	G	O3'-P	-7.58	1.52	1.61
40	BG	174	G	C4'-O4'	-7.58	1.35	1.45
85	AA	867	G	P-O5'	-7.58	1.52	1.59
85	AA	1567	C	P-O5'	-7.58	1.52	1.59
34	BA	422	C	C3'-C2'	-7.58	1.44	1.52
34	BA	1685	C	C2'-C1'	-7.58	1.45	1.53
35	BB	752	A	N9-C4	-7.58	1.33	1.37
34	BA	1119	A	C1'-N9	-7.58	1.36	1.46
35	BB	880	G	N7-C5	-7.58	1.34	1.39

Continued on next page...

Continued from previous page...

Mol	Chain	Res	Type	Atoms	Z	Observed(Å)	Ideal(Å)
35	BB	1193	G	N9-C4	-7.58	1.31	1.38
35	BB	1460	G	O3'-P	-7.58	1.52	1.61
36	BC	23	G	C3'-C2'	-7.58	1.44	1.52
38	BE	59	U	C2'-C1'	-7.58	1.45	1.53
85	AA	12	U	O3'-P	-7.58	1.52	1.61
85	AA	557	G	C2'-C1'	-7.58	1.45	1.53
85	AA	1291	A	N7-C5	-7.58	1.34	1.39
85	AA	1503	G	C2'-C1'	-7.58	1.45	1.53
34	BA	839	U	C2'-C1'	-7.57	1.45	1.53
35	BB	374	A	O3'-P	-7.57	1.52	1.61
35	BB	645	C	C2'-C1'	-7.57	1.45	1.53
37	BD	82	G	N1-C2	-7.57	1.31	1.37
85	AA	2182	A	C8-N7	-7.57	1.26	1.31
34	BA	922	C	C4'-C3'	-7.57	1.44	1.53
85	AA	1281	G	C3'-C2'	-7.57	1.44	1.52
85	AA	1440	C	O3'-P	-7.57	1.52	1.61
34	BA	827	A	N9-C4	-7.57	1.33	1.37
34	BA	1095	G	C4'-C3'	-7.57	1.44	1.53
34	BA	1840	C	C2'-C1'	-7.57	1.45	1.53
85	AA	528	U	O3'-P	-7.57	1.52	1.61
85	AA	1869	U	O3'-P	-7.57	1.52	1.61
34	BA	325	A	O3'-P	-7.57	1.52	1.61
35	BB	779	C	C1'-N1	-7.57	1.36	1.46
35	BB	1245	A	P-O5'	-7.57	1.52	1.59
85	AA	711	C	O3'-P	-7.57	1.52	1.61
34	BA	1160	U	C2'-C1'	-7.57	1.45	1.53
35	BB	134	G	C2'-C1'	-7.57	1.45	1.53
36	BC	9	G	O4'-C1'	-7.57	1.31	1.41
37	BD	45	U	O3'-P	-7.57	1.52	1.61
85	AA	1252	A	N9-C4	-7.57	1.33	1.37
85	AA	1520	A	N7-C5	-7.57	1.34	1.39
85	AA	1637	C	O3'-P	-7.57	1.52	1.61
85	AA	1907	U	O3'-P	-7.57	1.52	1.61
85	AA	2237	G	C3'-C2'	-7.57	1.44	1.52
34	BA	709	C	P-O5'	-7.57	1.52	1.59
34	BA	1331	G	N7-C5	-7.57	1.34	1.39
34	BA	1450	G	N9-C4	-7.57	1.31	1.38
34	BA	1621	U	O3'-P	-7.57	1.52	1.61
35	BB	101	U	C2'-C1'	-7.57	1.45	1.53
35	BB	375	G	C6-N1	-7.57	1.34	1.39
35	BB	1360	A	N9-C8	-7.57	1.31	1.37
41	BH	44	A	N3-C4	-7.57	1.30	1.34

Continued on next page...

Continued from previous page...

Mol	Chain	Res	Type	Atoms	Z	Observed(Å)	Ideal(Å)
35	BB	470	C	C2-N3	-7.56	1.29	1.35
85	AA	1695	G	C2'-C1'	-7.56	1.45	1.53
34	BA	1332	U	O3'-P	-7.56	1.52	1.61
35	BB	460	C	C2-N3	-7.56	1.29	1.35
35	BB	590	G	C6-N1	-7.56	1.34	1.39
85	AA	392	G	C1'-N9	-7.56	1.36	1.46
85	AA	497	G	C3'-C2'	-7.56	1.44	1.52
85	AA	705	G	P-O5'	-7.56	1.52	1.59
34	BA	50	G	C3'-C2'	-7.56	1.44	1.52
34	BA	995	A	C2'-C1'	-7.56	1.45	1.53
38	BE	121	G	N9-C4	-7.56	1.31	1.38
40	BG	136	G	O3'-P	-7.56	1.52	1.61
85	AA	836	A	O3'-P	-7.56	1.52	1.61
85	AA	1166	C	O3'-P	-7.56	1.52	1.61
34	BA	465	A	C1'-N9	-7.56	1.36	1.46
34	BA	1657	A	N3-C4	-7.56	1.30	1.34
34	BA	1684	A	C1'-N9	-7.56	1.36	1.46
35	BB	399	A	C1'-N9	-7.56	1.36	1.46
35	BB	788	U	N3-C4	-7.56	1.31	1.38
38	BE	19	G	O3'-P	-7.56	1.52	1.61
41	BH	46	C	O3'-P	-7.56	1.52	1.61
85	AA	542	G	O3'-P	-7.56	1.52	1.61
34	BA	1297	G	O3'-P	-7.56	1.52	1.61
35	BB	1054	G	C3'-C2'	-7.56	1.44	1.52
36	BC	35	C	C2'-C1'	-7.56	1.45	1.53
38	BE	128	G	C6-N1	-7.56	1.34	1.39
85	AA	1144	G	C3'-C2'	-7.56	1.44	1.52
85	AA	1206	A	N7-C5	-7.56	1.34	1.39
34	BA	1275	G	N1-C2	-7.56	1.31	1.37
34	BA	1294	C	O4'-C1'	-7.56	1.31	1.41
85	AA	1296	G	P-O5'	-7.56	1.52	1.59
35	BB	35	G	N3-C4	-7.55	1.30	1.35
35	BB	1408	G	C2'-C1'	-7.55	1.45	1.53
36	BC	115	G	C3'-C2'	-7.55	1.44	1.52
37	BD	102	C	C3'-C2'	-7.55	1.44	1.52
40	BG	110	U	C4'-O4'	-7.55	1.35	1.45
85	AA	620	U	O3'-P	-7.55	1.52	1.61
34	BA	1843	G	O3'-P	-7.55	1.52	1.61
35	BB	462	G	N9-C4	-7.55	1.31	1.38
35	BB	495	A	C2'-C1'	-7.55	1.45	1.53
35	BB	1254	G	N3-C4	-7.55	1.30	1.35
85	AA	478	U	P-O5'	-7.55	1.52	1.59

Continued on next page...

Continued from previous page...

Mol	Chain	Res	Type	Atoms	Z	Observed(Å)	Ideal(Å)
85	AA	1149	A	C2'-C1'	-7.55	1.45	1.53
34	BA	716	C	O3'-P	-7.55	1.52	1.61
35	BB	962	U	C2'-C1'	-7.55	1.45	1.53
36	BC	6	G	C8-N7	-7.55	1.26	1.30
57	BX	82	PHE	CB-CG	7.55	1.64	1.51
85	AA	1897	A	O3'-P	-7.55	1.52	1.61
85	AA	2020	C	P-O5'	-7.55	1.52	1.59
34	BA	606	G	N9-C4	7.55	1.44	1.38
34	BA	937	G	C1'-N9	-7.55	1.36	1.46
34	BA	990	G	O3'-P	-7.55	1.52	1.61
34	BA	1398	C	O3'-P	-7.55	1.52	1.61
34	BA	1547	G	N1-C2	-7.55	1.31	1.37
35	BB	708	C	O3'-P	-7.55	1.52	1.61
35	BB	810	G	P-O5'	-7.55	1.52	1.59
35	BB	1341	U	O3'-P	-7.55	1.52	1.61
35	BB	1348	C	C3'-C2'	-7.55	1.44	1.52
85	AA	590	U	O3'-P	-7.55	1.52	1.61
85	AA	1997	G	C5'-C4'	7.55	1.60	1.51
85	AA	2124	G	P-O5'	-7.55	1.52	1.59
34	BA	47	U	C3'-C2'	-7.55	1.44	1.52
34	BA	507	U	C4'-C3'	7.55	1.61	1.53
34	BA	1034	U	N3-C4	-7.55	1.31	1.38
34	BA	1119	A	P-O5'	-7.55	1.52	1.59
35	BB	38	C	O3'-P	-7.55	1.52	1.61
39	BF	40	U	P-O5'	-7.55	1.52	1.59
40	BG	131	U	P-O5'	-7.55	1.52	1.59
85	AA	425	G	C1'-N9	-7.55	1.36	1.46
85	AA	681	G	C4'-O4'	-7.55	1.35	1.45
34	BA	333	A	O3'-P	-7.54	1.52	1.61
85	AA	437	G	N9-C4	-7.54	1.31	1.38
85	AA	475	A	C3'-C2'	-7.54	1.44	1.52
34	BA	465	A	N7-C5	-7.54	1.34	1.39
34	BA	577	U	P-O5'	-7.54	1.52	1.59
34	BA	906	A	C4'-C3'	-7.54	1.44	1.53
34	BA	1107	A	C4'-C3'	-7.54	1.44	1.53
34	BA	1111	U	P-O5'	-7.54	1.52	1.59
34	BA	1273	U	C2'-C1'	-7.54	1.45	1.53
35	BB	1133	C	C2-N3	-7.54	1.29	1.35
35	BB	1398	A	P-O5'	-7.54	1.52	1.59
40	BG	159	A	C1'-N9	-7.54	1.36	1.46
85	AA	605	A	P-O5'	-7.54	1.52	1.59
34	BA	418	G	N9-C8	-7.54	1.32	1.37

Continued on next page...

Continued from previous page...

Mol	Chain	Res	Type	Atoms	Z	Observed(Å)	Ideal(Å)
34	BA	651	U	C2-N3	-7.54	1.32	1.37
34	BA	1354	G	O3'-P	-7.54	1.52	1.61
34	BA	1733	G	C2'-C1'	-7.54	1.45	1.53
35	BB	37	C	C3'-C2'	-7.54	1.44	1.52
35	BB	509	A	C1'-N9	-7.54	1.36	1.46
35	BB	625	A	C3'-C2'	-7.54	1.44	1.52
35	BB	1006	C	C2'-C1'	-7.54	1.45	1.53
40	BG	150	A	O3'-P	-7.54	1.52	1.61
41	BH	14	C	P-O5'	-7.54	1.52	1.59
85	AA	103	U	O3'-P	-7.54	1.52	1.61
85	AA	1921	G	C8-N7	7.54	1.35	1.30
34	BA	236	A	N9-C4	-7.54	1.33	1.37
34	BA	824	C	C2'-C1'	-7.54	1.45	1.53
35	BB	1527	A	N9-C4	-7.54	1.33	1.37
35	BB	387	G	N3-C4	-7.54	1.30	1.35
35	BB	399	A	P-O5'	-7.54	1.52	1.59
85	AA	407	G	C2'-C1'	-7.54	1.45	1.53
85	AA	651	G	P-O5'	-7.54	1.52	1.59
35	BB	1453	G	O3'-P	-7.54	1.52	1.61
85	AA	31	C	C2-N3	-7.54	1.29	1.35
85	AA	802	A	N7-C5	-7.54	1.34	1.39
34	BA	93	A	C1'-N9	-7.54	1.36	1.46
34	BA	95	C	C1'-N1	-7.54	1.36	1.46
34	BA	357	A	C3'-C2'	-7.54	1.44	1.52
34	BA	501	U	P-O5'	-7.54	1.52	1.59
34	BA	727	G	C5-C4	-7.54	1.33	1.38
34	BA	765	U	C3'-C2'	7.54	1.61	1.52
34	BA	796	G	N9-C4	-7.54	1.31	1.38
34	BA	1613	G	N7-C5	-7.54	1.34	1.39
35	BB	88	U	C2'-C1'	-7.54	1.45	1.53
35	BB	401	U	N1-C2	-7.54	1.31	1.38
35	BB	448	G	C2'-C1'	-7.54	1.45	1.53
35	BB	794	G	N7-C5	-7.54	1.34	1.39
35	BB	1302	C	C2-N3	-7.54	1.29	1.35
85	AA	1282	A	C5-C4	-7.54	1.33	1.38
34	BA	10	G	C4'-O4'	-7.53	1.35	1.45
34	BA	101	G	O3'-P	-7.53	1.52	1.61
35	BB	501	G	O3'-P	-7.53	1.52	1.61
35	BB	815	G	C2'-C1'	-7.53	1.45	1.53
35	BB	839	G	C2'-C1'	-7.53	1.45	1.53
35	BB	1014	U	C2'-C1'	-7.53	1.45	1.53
35	BB	1522	G	C2'-C1'	-7.53	1.45	1.53

Continued on next page...

Continued from previous page...

Mol	Chain	Res	Type	Atoms	Z	Observed(Å)	Ideal(Å)
40	BG	46	G	C3'-C2'	-7.53	1.44	1.52
85	AA	260	A	P-O5'	-7.53	1.52	1.59
85	AA	428	G	N3-C4	-7.53	1.30	1.35
34	BA	736	G	C5-C6	-7.53	1.34	1.42
35	BB	1001	G	C2'-C1'	-7.53	1.45	1.53
85	AA	1485	G	C2-N3	-7.53	1.26	1.32
34	BA	125	G	C2-N2	-7.53	1.27	1.34
34	BA	629	G	P-O5'	-7.53	1.52	1.59
34	BA	788	C	C1'-N1	-7.53	1.36	1.46
34	BA	857	C	P-O5'	-7.53	1.52	1.59
34	BA	917	C	O3'-P	-7.53	1.52	1.61
35	BB	84	G	O3'-P	-7.53	1.52	1.61
35	BB	622	G	C5-C6	-7.53	1.34	1.42
35	BB	672	C	C2'-C1'	-7.53	1.45	1.53
36	BC	126	G	C6-N1	-7.53	1.34	1.39
40	BG	142	A	O4'-C1'	-7.53	1.31	1.41
85	AA	1537	A	N7-C5	-7.53	1.34	1.39
34	BA	505	U	C2'-C1'	-7.53	1.45	1.53
34	BA	1723	U	C5'-C4'	7.53	1.60	1.51
38	BE	68	U	C3'-C2'	-7.53	1.44	1.52
85	AA	491	G	C4'-C3'	-7.53	1.44	1.53
85	AA	1251	G	P-O5'	-7.53	1.52	1.59
34	BA	23	A	P-O5'	-7.53	1.52	1.59
34	BA	295	G	P-O5'	-7.53	1.52	1.59
34	BA	1092	U	O3'-P	-7.53	1.52	1.61
35	BB	45	A	O3'-P	-7.53	1.52	1.61
35	BB	425	G	N9-C8	-7.53	1.32	1.37
85	AA	486	G	C5-C4	-7.53	1.33	1.38
85	AA	835	C	C3'-C2'	-7.53	1.44	1.52
86	AB	5	G	P-O5'	-7.53	1.52	1.59
34	BA	52	G	O3'-P	-7.53	1.52	1.61
34	BA	117	C	C4'-C3'	-7.53	1.44	1.53
34	BA	1095	G	C2-N2	-7.53	1.27	1.34
34	BA	1435	A	N9-C4	-7.53	1.33	1.37
35	BB	776	U	C2'-C1'	-7.53	1.45	1.53
35	BB	1199	A	C5-C4	-7.53	1.33	1.38
35	BB	1471	A	O3'-P	-7.53	1.52	1.61
37	BD	65	G	O3'-P	-7.53	1.52	1.61
38	BE	197	A	C2'-C1'	-7.53	1.45	1.53
85	AA	36	U	C2-N3	-7.53	1.32	1.37
85	AA	597	A	O3'-P	-7.53	1.52	1.61
85	AA	678	A	C2'-C1'	-7.53	1.45	1.53

Continued on next page...

Continued from previous page...

Mol	Chain	Res	Type	Atoms	Z	Observed(Å)	Ideal(Å)
85	AA	2107	C	O3'-P	-7.53	1.52	1.61
34	BA	849	G	N9-C4	-7.52	1.31	1.38
35	BB	619	A	O3'-P	-7.52	1.52	1.61
40	BG	111	C	C2'-C1'	-7.52	1.45	1.53
34	BA	1666	U	C2'-C1'	-7.52	1.45	1.53
35	BB	96	A	C5-C4	-7.52	1.33	1.38
52	BS	127	GLY	CA-C	-7.52	1.39	1.51
85	AA	157	G	C2'-C1'	-7.52	1.45	1.53
85	AA	2032	G	C2'-C1'	-7.52	1.45	1.53
34	BA	958	G	C1'-N9	-7.52	1.36	1.46
34	BA	1299	G	C5-C4	-7.52	1.33	1.38
35	BB	1395	G	C6-N1	-7.52	1.34	1.39
85	AA	1151	G	N7-C5	-7.52	1.34	1.39
34	BA	508	C	O3'-P	-7.52	1.52	1.61
34	BA	1284	G	O3'-P	-7.52	1.52	1.61
35	BB	136	A	C3'-C2'	-7.52	1.44	1.52
35	BB	415	A	N7-C5	-7.52	1.34	1.39
35	BB	584	A	N9-C8	-7.52	1.31	1.37
35	BB	1246	C	C2'-C1'	-7.52	1.45	1.53
85	AA	414	C	C2-N3	-7.52	1.29	1.35
85	AA	801	U	P-O5'	-7.52	1.52	1.59
34	BA	1162	U	C3'-C2'	-7.52	1.44	1.52
35	BB	1208	G	C6-N1	-7.52	1.34	1.39
35	BB	1221	G	P-O5'	-7.52	1.52	1.59
85	AA	739	C	C2'-C1'	-7.52	1.45	1.53
85	AA	1229	G	N9-C4	7.52	1.44	1.38
34	BA	202	A	P-O5'	-7.51	1.52	1.59
34	BA	257	G	O3'-P	-7.51	1.52	1.61
34	BA	398	G	C2'-C1'	-7.51	1.45	1.53
35	BB	608	A	C1'-N9	-7.51	1.36	1.46
35	BB	653	G	C2'-C1'	-7.51	1.45	1.53
35	BB	1165	A	C5-C4	-7.51	1.33	1.38
85	AA	584	G	C6-N1	-7.51	1.34	1.39
35	BB	1262	A	C1'-N9	-7.51	1.36	1.46
35	BB	1290	C	C2'-C1'	-7.51	1.45	1.53
35	BB	1521	G	O3'-P	-7.51	1.52	1.61
85	AA	978	U	C2'-C1'	-7.51	1.45	1.53
34	BA	222	C	C3'-C2'	-7.51	1.44	1.52
34	BA	354	G	C2'-C1'	-7.51	1.45	1.53
34	BA	607	C	O3'-P	-7.51	1.52	1.61
34	BA	719	G	C2'-C1'	-7.51	1.45	1.53
34	BA	1421	A	C2'-C1'	-7.51	1.45	1.53

Continued on next page...

Continued from previous page...

Mol	Chain	Res	Type	Atoms	Z	Observed(Å)	Ideal(Å)
34	BA	1721	U	O3'-P	-7.51	1.52	1.61
40	BG	128	U	O3'-P	-7.51	1.52	1.61
41	BH	105	U	O3'-P	-7.51	1.52	1.61
85	AA	259	A	C5-C4	-7.51	1.33	1.38
34	BA	888	G	C2-N2	-7.51	1.27	1.34
34	BA	1249	G	C5-C4	-7.51	1.33	1.38
35	BB	96	A	N9-C8	-7.51	1.31	1.37
35	BB	696	G	P-O5'	-7.51	1.52	1.59
35	BB	1019	C	C2-N3	-7.51	1.29	1.35
40	BG	90	G	P-O5'	-7.51	1.52	1.59
85	AA	381	A	C6-N1	-7.51	1.30	1.35
85	AA	514	U	C2-N3	-7.51	1.32	1.37
85	AA	976	G	C6-N1	-7.51	1.34	1.39
85	AA	1491	G	C2'-C1'	-7.51	1.45	1.53
85	AA	1657	C	C2'-C1'	-7.51	1.45	1.53
34	BA	1505	G	C3'-C2'	-7.51	1.44	1.52
38	BE	192	A	C4'-C3'	-7.51	1.44	1.53
85	AA	1287	C	C4'-C3'	-7.51	1.44	1.53
85	AA	1904	C	C2-N3	-7.51	1.29	1.35
34	BA	754	G	C1'-N9	-7.51	1.36	1.46
34	BA	932	G	P-O5'	-7.51	1.52	1.59
35	BB	386	G	C2-N3	-7.51	1.26	1.32
35	BB	1426	G	P-O5'	-7.51	1.52	1.59
85	AA	2215	C	C3'-C2'	-7.51	1.44	1.52
34	BA	878	G	C1'-N9	-7.50	1.36	1.46
34	BA	1003	A	C2'-C1'	-7.50	1.45	1.53
34	BA	1380	G	P-O5'	-7.50	1.52	1.59
35	BB	585	U	C2-N3	-7.50	1.32	1.37
35	BB	1363	A	P-O5'	-7.50	1.52	1.59
37	BD	98	G	C6-N1	-7.50	1.34	1.39
38	BE	12	A	C1'-N9	-7.50	1.36	1.46
85	AA	504	U	P-O5'	-7.50	1.52	1.59
34	BA	212	A	C1'-N9	-7.50	1.36	1.46
34	BA	421	G	O3'-P	-7.50	1.52	1.61
34	BA	1039	G	O3'-P	-7.50	1.52	1.61
34	BA	1818	A	N9-C4	-7.50	1.33	1.37
35	BB	1205	A	N9-C4	-7.50	1.33	1.37
40	BG	57	A	P-O5'	-7.50	1.52	1.59
41	BH	113	G	C3'-C2'	-7.50	1.44	1.52
85	AA	130	G	C2'-C1'	-7.50	1.45	1.53
85	AA	2173	A	N9-C4	-7.50	1.33	1.37
34	BA	742	C	C4'-C3'	-7.50	1.44	1.53

Continued on next page...

Continued from previous page...

Mol	Chain	Res	Type	Atoms	Z	Observed(Å)	Ideal(Å)
34	BA	1441	C	C3'-C2'	-7.50	1.44	1.52
35	BB	1415	G	C2-N2	-7.50	1.27	1.34
39	BF	41	U	C2-N3	-7.50	1.32	1.37
40	BG	15	G	C1'-N9	-7.50	1.36	1.46
85	AA	41	G	O3'-P	-7.50	1.52	1.61
85	AA	73	A	O3'-P	-7.50	1.52	1.61
85	AA	521	A	N9-C8	-7.50	1.31	1.37
85	AA	2074	G	C1'-N9	-7.50	1.36	1.46
34	BA	75	U	C2'-C1'	-7.50	1.45	1.53
35	BB	1424	G	P-O5'	-7.50	1.52	1.59
85	AA	1701	G	N3-C4	-7.50	1.30	1.35
34	BA	229	C	P-O5'	-7.50	1.52	1.59
34	BA	932	G	N9-C4	-7.50	1.31	1.38
36	BC	66	G	O3'-P	-7.50	1.52	1.61
40	BG	31	G	N9-C4	-7.50	1.31	1.38
34	BA	395	G	N9-C8	-7.50	1.32	1.37
34	BA	564	C	N3-C4	-7.50	1.28	1.33
34	BA	993	C	C2'-C1'	-7.50	1.45	1.53
35	BB	57	G	P-O5'	-7.50	1.52	1.59
35	BB	381	C	C2'-C1'	-7.50	1.45	1.53
35	BB	387	G	P-O5'	-7.50	1.52	1.59
35	BB	678	U	P-O5'	-7.50	1.52	1.59
35	BB	1530	U	C2-N3	-7.50	1.32	1.37
37	BD	98	G	P-O5'	-7.50	1.52	1.59
41	BH	69	C	C2'-C1'	-7.50	1.45	1.53
85	AA	1701	G	C2-N2	-7.50	1.27	1.34
85	AA	1818	C	C2'-C1'	-7.50	1.45	1.53
34	BA	703	U	C2-N3	-7.50	1.32	1.37
34	BA	150	C	C2'-C1'	-7.49	1.45	1.53
34	BA	492	G	C6-N1	-7.49	1.34	1.39
34	BA	1574	C	C2'-C1'	-7.49	1.45	1.53
35	BB	618	U	P-O5'	-7.49	1.52	1.59
35	BB	736	G	O3'-P	-7.49	1.52	1.61
35	BB	1294	C	N1-C6	-7.49	1.32	1.37
37	BD	70	C	P-O5'	-7.49	1.52	1.59
85	AA	481	A	C2'-C1'	-7.49	1.45	1.53
85	AA	902	A	O3'-P	-7.49	1.52	1.61
34	BA	1732	A	O3'-P	-7.49	1.52	1.61
35	BB	654	C	C3'-C2'	-7.49	1.44	1.52
35	BB	1404	A	C2'-C1'	-7.49	1.45	1.53
34	BA	51	C	O3'-P	-7.49	1.52	1.61
34	BA	207	A	C1'-N9	-7.49	1.36	1.46

Continued on next page...

Continued from previous page...

Mol	Chain	Res	Type	Atoms	Z	Observed(Å)	Ideal(Å)
35	BB	574	G	C2'-C1'	-7.49	1.45	1.53
36	BC	102	G	C3'-C2'	-7.49	1.44	1.52
38	BE	2	G	C3'-C2'	-7.49	1.44	1.52
38	BE	28	C	C2'-C1'	-7.49	1.45	1.53
85	AA	649	C	C5'-C4'	-7.49	1.42	1.51
34	BA	348	U	C3'-C2'	-7.49	1.44	1.52
34	BA	949	C	C3'-C2'	-7.49	1.44	1.52
34	BA	998	U	C2-N3	-7.49	1.32	1.37
35	BB	713	U	P-O5'	-7.49	1.52	1.59
35	BB	1135	U	C2'-C1'	-7.49	1.45	1.53
36	BC	150	U	P-O5'	-7.49	1.52	1.59
85	AA	1201	A	C1'-N9	-7.49	1.36	1.46
85	AA	1213	U	P-O5'	-7.49	1.52	1.59
34	BA	147	U	C2-N3	-7.49	1.32	1.37
35	BB	96	A	C8-N7	-7.49	1.26	1.31
35	BB	818	U	C3'-C2'	-7.49	1.44	1.52
35	BB	1521	G	C2'-C1'	-7.49	1.45	1.53
85	AA	1925	A	C1'-N9	-7.49	1.36	1.46
34	BA	193	C	C2'-C1'	-7.49	1.45	1.53
34	BA	581	U	P-O5'	-7.49	1.52	1.59
34	BA	887	U	C2-N3	-7.49	1.32	1.37
34	BA	1553	G	P-O5'	-7.49	1.52	1.59
34	BA	1730	A	C4'-C3'	7.49	1.61	1.53
34	BA	1829	A	C2'-C1'	-7.49	1.45	1.53
35	BB	817	C	C2'-C1'	-7.49	1.45	1.53
35	BB	1359	G	N7-C5	-7.49	1.34	1.39
85	AA	178	U	C2'-C1'	-7.49	1.45	1.53
85	AA	1127	G	C4'-C3'	-7.49	1.45	1.53
85	AA	1312	G	P-O5'	-7.49	1.52	1.59
34	BA	450	G	O3'-P	-7.48	1.52	1.61
34	BA	1184	A	O3'-P	-7.48	1.52	1.61
34	BA	1258	G	N9-C4	-7.48	1.31	1.38
35	BB	1417	C	C3'-C2'	-7.48	1.44	1.52
85	AA	692	U	O3'-P	-7.48	1.52	1.61
85	AA	716	G	O3'-P	-7.48	1.52	1.61
85	AA	1519	A	N7-C5	-7.48	1.34	1.39
34	BA	56	G	P-O5'	-7.48	1.52	1.59
34	BA	812	A	C3'-C2'	-7.48	1.44	1.52
34	BA	929	A	C2'-C1'	-7.48	1.45	1.53
34	BA	1085	G	N9-C4	7.48	1.44	1.38
34	BA	1194	G	C5-C4	-7.48	1.33	1.38
34	BA	1496	G	C2'-C1'	-7.48	1.45	1.53

Continued on next page...

Continued from previous page...

Mol	Chain	Res	Type	Atoms	Z	Observed(Å)	Ideal(Å)
35	BB	1383	C	C3'-C2'	-7.48	1.44	1.52
37	BD	80	G	C5-C4	-7.48	1.33	1.38
38	BE	132	U	N3-C4	-7.48	1.31	1.38
38	BE	207	G	C6-N1	7.48	1.44	1.39
40	BG	57	A	C1'-N9	-7.48	1.36	1.46
40	BG	116	G	C1'-N9	-7.48	1.36	1.46
85	AA	475	A	O3'-P	-7.48	1.52	1.61
85	AA	1286	C	C4-N4	-7.48	1.27	1.33
85	AA	1882	U	O3'-P	-7.48	1.52	1.61
86	AB	71	G	O3'-P	-7.48	1.52	1.61
34	BA	431	A	C2'-C1'	-7.48	1.45	1.53
34	BA	1532	G	C2'-C1'	-7.48	1.45	1.53
35	BB	692	G	C1'-N9	-7.48	1.36	1.46
35	BB	792	G	P-O5'	-7.48	1.52	1.59
35	BB	1226	G	C2'-C1'	-7.48	1.45	1.53
85	AA	1656	C	C2'-C1'	-7.48	1.45	1.53
85	AA	1668	G	P-O5'	-7.48	1.52	1.59
34	BA	1553	G	N9-C4	-7.48	1.31	1.38
35	BB	1376	G	C4'-C3'	-7.48	1.45	1.53
35	BB	1397	G	C6-N1	-7.48	1.34	1.39
85	AA	2113	U	C2'-C1'	-7.48	1.45	1.53
34	BA	72	U	P-O5'	-7.48	1.52	1.59
34	BA	729	C	P-O5'	-7.48	1.52	1.59
34	BA	1505	G	O3'-P	-7.48	1.52	1.61
34	BA	1702	G	C4'-C3'	-7.48	1.45	1.53
35	BB	1193	G	O3'-P	-7.48	1.52	1.61
85	AA	1470	A	N7-C5	-7.48	1.34	1.39
34	BA	971	G	N9-C8	-7.48	1.32	1.37
34	BA	1648	G	P-O5'	-7.48	1.52	1.59
39	BF	44	C	C2-N3	-7.48	1.29	1.35
85	AA	397	G	C4'-O4'	-7.48	1.35	1.45
34	BA	54	A	C3'-C2'	-7.47	1.44	1.52
34	BA	755	G	C3'-C2'	-7.47	1.44	1.52
35	BB	77	A	O3'-P	-7.47	1.52	1.61
35	BB	386	G	N3-C4	-7.47	1.30	1.35
35	BB	505	G	O3'-P	-7.47	1.52	1.61
35	BB	1488	G	N1-C2	-7.47	1.31	1.37
36	BC	68	A	C1'-N9	-7.47	1.36	1.46
85	AA	245	A	O3'-P	-7.47	1.52	1.61
34	BA	821	G	N3-C4	-7.47	1.30	1.35
34	BA	992	A	C8-N7	-7.47	1.26	1.31
34	BA	1487	U	C2-N3	-7.47	1.32	1.37

Continued on next page...

Continued from previous page...

Mol	Chain	Res	Type	Atoms	Z	Observed(Å)	Ideal(Å)
38	BE	148	C	O3'-P	-7.47	1.52	1.61
85	AA	1845	G	C2'-C1'	-7.47	1.45	1.53
85	AA	1904	C	O3'-P	-7.47	1.52	1.61
34	BA	1045	C	O3'-P	-7.47	1.52	1.61
36	BC	43	A	N9-C4	-7.47	1.33	1.37
38	BE	182	U	O3'-P	-7.47	1.52	1.61
40	BG	14	G	N9-C8	-7.47	1.32	1.37
85	AA	480	U	C4'-C3'	-7.47	1.45	1.53
85	AA	1257	A	C2'-C1'	-7.47	1.45	1.53
85	AA	2192	A	C2'-C1'	-7.47	1.45	1.53
35	BB	552	C	C1'-N1	-7.47	1.36	1.46
35	BB	638	G	C1'-N9	-7.47	1.36	1.46
35	BB	1137	G	P-O5'	-7.47	1.52	1.59
40	BG	97	G	N7-C5	-7.47	1.34	1.39
34	BA	780	U	O4'-C1'	7.47	1.51	1.41
35	BB	429	C	N1-C6	-7.47	1.32	1.37
35	BB	1470	G	N3-C4	-7.47	1.30	1.35
35	BB	1531	G	O3'-P	-7.47	1.52	1.61
36	BC	147	G	C8-N7	-7.47	1.26	1.30
37	BD	45	U	N3-C4	-7.47	1.31	1.38
40	BG	128	U	C3'-C2'	-7.47	1.44	1.52
85	AA	396	U	N3-C4	-7.47	1.31	1.38
85	AA	1275	A	N9-C4	-7.47	1.33	1.37
34	BA	198	U	C2'-C1'	-7.46	1.45	1.53
34	BA	583	G	N1-C2	-7.46	1.31	1.37
34	BA	1070	G	C8-N7	-7.46	1.26	1.30
34	BA	1634	A	N7-C5	-7.46	1.34	1.39
34	BA	1684	A	N9-C4	-7.46	1.33	1.37
35	BB	1044	U	O3'-P	-7.46	1.52	1.61
35	BB	1365	G	P-O5'	-7.46	1.52	1.59
35	BB	1530	U	O3'-P	-7.46	1.52	1.61
85	AA	887	A	N3-C4	-7.46	1.30	1.34
38	BE	21	C	C1'-N1	-7.46	1.36	1.46
39	BF	36	G	N1-C2	-7.46	1.31	1.37
85	AA	1162	A	N9-C4	-7.46	1.33	1.37
85	AA	2130	G	C3'-C2'	-7.46	1.44	1.52
34	BA	1091	U	P-O5'	-7.46	1.52	1.59
35	BB	679	G	N9-C8	-7.46	1.32	1.37
35	BB	1203	C	C4'-C3'	-7.46	1.45	1.53
35	BB	1252	G	C5-C6	-7.46	1.34	1.42
35	BB	1448	U	O3'-P	-7.46	1.52	1.61
40	BG	40	G	P-O5'	-7.46	1.52	1.59

Continued on next page...

Continued from previous page...

Mol	Chain	Res	Type	Atoms	Z	Observed(Å)	Ideal(Å)
85	AA	1348	C	P-O5'	-7.46	1.52	1.59
85	AA	1489	G	C3'-C2'	-7.46	1.44	1.52
85	AA	2177	C	C3'-C2'	-7.46	1.44	1.52
34	BA	1656	A	C6-N6	-7.46	1.27	1.33
35	BB	1093	C	P-O5'	-7.46	1.52	1.59
36	BC	87	C	P-O5'	-7.46	1.52	1.59
38	BE	129	G	C2-N2	-7.46	1.27	1.34
85	AA	547	A	C3'-C2'	-7.46	1.44	1.52
34	BA	117	C	C2-N3	-7.46	1.29	1.35
34	BA	606	G	N1-C2	-7.46	1.31	1.37
34	BA	1327	G	N7-C5	-7.46	1.34	1.39
34	BA	1828	A	N9-C4	-7.46	1.33	1.37
35	BB	24	C	C2'-C1'	-7.46	1.45	1.53
35	BB	68	G	O3'-P	-7.46	1.52	1.61
85	AA	1299	A	C2'-C1'	-7.46	1.45	1.53
34	BA	1178	U	O3'-P	-7.46	1.52	1.61
34	BA	1303	U	O3'-P	-7.46	1.52	1.61
35	BB	432	C	C2-N3	-7.46	1.29	1.35
35	BB	1327	U	C4'-C3'	-7.46	1.45	1.53
36	BC	148	C	C1'-N1	-7.46	1.36	1.46
85	AA	54	C	C3'-C2'	-7.46	1.44	1.52
85	AA	144	A	O3'-P	-7.46	1.52	1.61
85	AA	414	C	N3-C4	-7.46	1.28	1.33
85	AA	709	A	C2'-C1'	-7.46	1.45	1.53
34	BA	1000	G	C2'-C1'	-7.46	1.45	1.53
34	BA	1177	C	C1'-N1	-7.46	1.36	1.46
85	AA	407	G	N7-C5	-7.46	1.34	1.39
85	AA	898	A	C2'-C1'	-7.46	1.45	1.53
85	AA	1721	A	N7-C5	-7.46	1.34	1.39
34	BA	433	G	C1'-N9	-7.45	1.36	1.46
34	BA	749	G	C1'-N9	-7.45	1.36	1.46
34	BA	912	G	N7-C5	-7.45	1.34	1.39
35	BB	68	G	O4'-C1'	-7.45	1.31	1.41
35	BB	422	U	C2'-C1'	-7.45	1.45	1.53
35	BB	800	U	C5'-C4'	7.45	1.60	1.51
40	BG	139	U	C1'-N1	-7.45	1.36	1.46
85	AA	1358	A	O3'-P	-7.45	1.52	1.61
34	BA	1329	U	C2'-C1'	-7.45	1.45	1.53
85	AA	1355	U	C5'-C4'	7.45	1.60	1.51
85	AA	1517	G	O3'-P	-7.45	1.52	1.61
34	BA	119	G	C5'-C4'	7.45	1.60	1.51
34	BA	148	G	C2-N2	-7.45	1.27	1.34

Continued on next page...

Continued from previous page...

Mol	Chain	Res	Type	Atoms	Z	Observed(Å)	Ideal(Å)
34	BA	1109	G	C2'-C1'	-7.45	1.45	1.53
35	BB	1245	A	O3'-P	-7.45	1.52	1.61
35	BB	1360	A	N7-C5	-7.45	1.34	1.39
41	BH	47	G	P-O5'	-7.45	1.52	1.59
85	AA	612	A	N9-C4	-7.45	1.33	1.37
85	AA	1171	C	O3'-P	-7.45	1.52	1.61
85	AA	1444	U	P-O5'	-7.45	1.52	1.59
85	AA	2229	G	P-O5'	-7.45	1.52	1.59
34	BA	113	G	N7-C5	-7.45	1.34	1.39
34	BA	655	U	C2'-C1'	-7.45	1.45	1.53
34	BA	969	A	N7-C5	-7.45	1.34	1.39
34	BA	1172	C	C2'-C1'	-7.45	1.45	1.53
35	BB	14	C	C2'-C1'	-7.45	1.45	1.53
35	BB	768	A	C4'-O4'	7.45	1.55	1.45
35	BB	1093	C	C3'-C2'	-7.45	1.44	1.52
35	BB	1311	G	C1'-N9	-7.45	1.36	1.46
35	BB	1409	G	O3'-P	-7.45	1.52	1.61
36	BC	140	U	C3'-C2'	-7.45	1.44	1.52
41	BH	39	G	C6-N1	-7.45	1.34	1.39
85	AA	365	G	N9-C8	-7.45	1.32	1.37
85	AA	2098	A	O3'-P	-7.45	1.52	1.61
34	BA	698	U	C2-N3	-7.45	1.32	1.37
35	BB	713	U	O3'-P	-7.45	1.52	1.61
38	BE	147	G	P-O5'	-7.45	1.52	1.59
34	BA	413	A	O3'-P	-7.45	1.52	1.61
34	BA	569	C	O3'-P	-7.45	1.52	1.61
34	BA	888	G	C6-N1	-7.45	1.34	1.39
34	BA	1272	U	P-O5'	-7.45	1.52	1.59
34	BA	1311	G	C1'-N9	-7.45	1.36	1.46
34	BA	1544	G	C3'-C2'	-7.45	1.44	1.52
34	BA	1713	U	C2'-C1'	-7.45	1.45	1.53
36	BC	115	G	P-O5'	-7.45	1.52	1.59
38	BE	150	G	C1'-N9	-7.45	1.36	1.46
39	BF	47	C	C2'-C1'	-7.45	1.45	1.53
85	AA	475	A	P-O5'	-7.45	1.52	1.59
85	AA	635	G	C3'-C2'	-7.45	1.44	1.52
85	AA	1973	G	C3'-C2'	-7.45	1.44	1.52
86	AB	57	G	N9-C4	-7.45	1.31	1.38
34	BA	92	G	C3'-C2'	-7.44	1.44	1.52
40	BG	16	G	N9-C8	-7.44	1.32	1.37
85	AA	1244	A	C2'-C1'	-7.44	1.45	1.53
85	AA	2216	A	O3'-P	-7.44	1.52	1.61

Continued on next page...

Continued from previous page...

Mol	Chain	Res	Type	Atoms	Z	Observed(Å)	Ideal(Å)
35	BB	434	A	C4'-C3'	-7.44	1.45	1.53
35	BB	816	U	C3'-C2'	-7.44	1.44	1.52
35	BB	827	U	C2'-C1'	-7.44	1.45	1.53
35	BB	1036	G	C4'-C3'	-7.44	1.45	1.53
37	BD	22	A	C2'-C1'	-7.44	1.45	1.53
85	AA	1215	A	O3'-P	-7.44	1.52	1.61
85	AA	1465	C	C2'-C1'	-7.44	1.45	1.53
85	AA	2243	G	C5'-C4'	7.44	1.60	1.51
34	BA	289	A	C5-C4	-7.44	1.33	1.38
34	BA	979	G	C2'-C1'	-7.44	1.45	1.53
34	BA	1009	G	C3'-C2'	-7.44	1.44	1.52
35	BB	503	G	C1'-N9	-7.44	1.36	1.46
35	BB	669	A	N3-C4	-7.44	1.30	1.34
35	BB	845	C	O3'-P	-7.44	1.52	1.61
85	AA	1114	A	C2'-C1'	-7.44	1.45	1.53
85	AA	1141	U	O3'-P	-7.44	1.52	1.61
85	AA	1928	A	C1'-N9	-7.44	1.36	1.46
85	AA	2204	A	O3'-P	-7.44	1.52	1.61
34	BA	19	G	N9-C8	-7.44	1.32	1.37
34	BA	73	G	C2-N3	-7.44	1.26	1.32
34	BA	377	G	C6-N1	-7.44	1.34	1.39
34	BA	1575	U	C2-N3	-7.44	1.32	1.37
34	BA	688	G	O3'-P	-7.44	1.52	1.61
34	BA	939	C	N1-C6	-7.44	1.32	1.37
34	BA	1809	G	N9-C8	-7.44	1.32	1.37
35	BB	843	G	P-O5'	-7.44	1.52	1.59
40	BG	167	C	C3'-C2'	-7.44	1.44	1.52
85	AA	1249	U	P-O5'	-7.44	1.52	1.59
85	AA	2201	A	C1'-N9	-7.44	1.36	1.46
34	BA	61	G	N9-C4	-7.44	1.32	1.38
34	BA	744	G	C3'-C2'	-7.44	1.44	1.52
85	AA	811	A	O3'-P	-7.44	1.52	1.61
85	AA	2143	U	C2'-C1'	-7.44	1.45	1.53
34	BA	337	C	O3'-P	-7.43	1.52	1.61
35	BB	130	G	P-O5'	-7.43	1.52	1.59
35	BB	1222	A	P-O5'	-7.43	1.52	1.59
85	AA	461	G	C5-C6	-7.43	1.34	1.42
85	AA	688	C	C2'-C1'	-7.43	1.45	1.53
85	AA	1200	A	N9-C4	-7.43	1.33	1.37
34	BA	52	G	C3'-C2'	-7.43	1.44	1.52
34	BA	99	G	C2-N2	-7.43	1.27	1.34
34	BA	860	G	C1'-N9	-7.43	1.36	1.46

Continued on next page...

Continued from previous page...

Mol	Chain	Res	Type	Atoms	Z	Observed(Å)	Ideal(Å)
35	BB	1395	G	C1'-N9	-7.43	1.36	1.46
35	BB	1432	U	P-O5'	-7.43	1.52	1.59
38	BE	170	U	P-O5'	-7.43	1.52	1.59
38	BE	191	U	O3'-P	-7.43	1.52	1.61
34	BA	450	G	N9-C4	-7.43	1.32	1.38
35	BB	1048	A	C2'-C1'	-7.43	1.45	1.53
41	BH	114	G	C1'-N9	-7.43	1.36	1.46
85	AA	298	C	C2'-C1'	-7.43	1.45	1.53
85	AA	792	A	N9-C4	-7.43	1.33	1.37
85	AA	1260	G	P-O5'	-7.43	1.52	1.59
34	BA	200	C	P-O5'	-7.43	1.52	1.59
34	BA	823	G	O3'-P	-7.43	1.52	1.61
34	BA	841	G	P-O5'	-7.43	1.52	1.59
35	BB	654	C	C4'-C3'	-7.43	1.45	1.53
35	BB	825	U	C4'-C3'	-7.43	1.45	1.53
38	BE	96	G	N3-C4	-7.43	1.30	1.35
40	BG	95	U	C3'-C2'	-7.43	1.44	1.52
85	AA	139	G	C2'-C1'	-7.43	1.45	1.53
34	BA	1233	U	C3'-C2'	-7.43	1.44	1.52
35	BB	1137	G	C6-N1	-7.43	1.34	1.39
35	BB	1187	G	C2-N2	-7.43	1.27	1.34
85	AA	131	C	C2'-C1'	-7.43	1.45	1.53
85	AA	1258	U	C2-N3	-7.43	1.32	1.37
34	BA	1710	C	C3'-C2'	-7.43	1.44	1.52
36	BC	110	A	C2'-C1'	-7.43	1.45	1.53
38	BE	52	U	O3'-P	-7.43	1.52	1.61
40	BG	41	U	C3'-C2'	-7.43	1.44	1.52
85	AA	1112	G	N9-C4	-7.43	1.32	1.38
85	AA	1487	G	O3'-P	-7.43	1.52	1.61
85	AA	1505	G	C2-N2	-7.43	1.27	1.34
85	AA	2046	G	P-O5'	-7.43	1.52	1.59
34	BA	1648	G	C8-N7	-7.42	1.26	1.30
36	BC	66	G	C3'-C2'	-7.42	1.44	1.52
40	BG	36	G	O3'-P	-7.42	1.52	1.61
85	AA	1497	U	C2-N3	-7.42	1.32	1.37
85	AA	1636	C	P-O5'	-7.42	1.52	1.59
35	BB	381	C	O3'-P	-7.42	1.52	1.61
35	BB	778	A	C2'-C1'	-7.42	1.45	1.53
34	BA	921	G	O3'-P	-7.42	1.52	1.61
34	BA	969	A	C2'-C1'	-7.42	1.45	1.53
34	BA	1264	U	C4-C5	-7.42	1.36	1.43
35	BB	659	C	C1'-N1	-7.42	1.36	1.46

Continued on next page...

Continued from previous page...

Mol	Chain	Res	Type	Atoms	Z	Observed(Å)	Ideal(Å)
35	BB	1241	U	O3'-P	-7.42	1.52	1.61
41	BH	38	G	C3'-C2'	-7.42	1.44	1.52
85	AA	129	U	C2'-C1'	-7.42	1.45	1.53
85	AA	2130	G	C5-C4	-7.42	1.33	1.38
35	BB	1336	G	N9-C4	-7.42	1.32	1.38
35	BB	1431	G	N9-C4	-7.42	1.32	1.38
35	BB	1445	A	C5-C4	-7.42	1.33	1.38
85	AA	386	G	C6-N1	-7.42	1.34	1.39
85	AA	1657	C	C3'-C2'	-7.42	1.44	1.52
34	BA	97	A	O3'-P	-7.42	1.52	1.61
35	BB	1288	G	O3'-P	-7.42	1.52	1.61
40	BG	71	C	C2-N3	-7.42	1.29	1.35
85	AA	1003	G	P-O5'	-7.42	1.52	1.59
34	BA	49	A	O4'-C1'	-7.42	1.32	1.41
34	BA	892	C	C2-N3	-7.42	1.29	1.35
34	BA	1520	A	C2'-C1'	-7.42	1.45	1.53
85	AA	381	A	C4'-O4'	-7.42	1.35	1.45
85	AA	879	G	C6-N1	-7.42	1.34	1.39
85	AA	1162	A	P-O5'	-7.42	1.52	1.59
34	BA	142	A	C2'-C1'	-7.42	1.45	1.53
35	BB	1307	C	C2'-C1'	-7.42	1.45	1.53
85	AA	460	U	O3'-P	-7.42	1.52	1.61
85	AA	498	C	C2-N3	-7.42	1.29	1.35
85	AA	1483	A	C3'-C2'	-7.42	1.44	1.52
34	BA	733	G	C5-C4	-7.41	1.33	1.38
34	BA	1269	C	C3'-C2'	-7.41	1.44	1.52
34	BA	1311	G	C2'-C1'	-7.41	1.45	1.53
34	BA	1406	U	C2-N3	-7.41	1.32	1.37
34	BA	1673	G	C4'-C3'	-7.41	1.45	1.53
35	BB	69	A	P-O5'	-7.41	1.52	1.59
35	BB	522	A	O3'-P	-7.41	1.52	1.61
35	BB	610	U	N3-C4	-7.41	1.31	1.38
35	BB	992	C	C4-C5	-7.41	1.37	1.43
36	BC	166	G	N9-C4	-7.41	1.32	1.38
85	AA	82	A	C4'-C3'	-7.41	1.45	1.53
85	AA	296	A	P-O5'	-7.41	1.52	1.59
85	AA	1480	C	C4'-C3'	-7.41	1.45	1.53
35	BB	618	U	C2-N3	-7.41	1.32	1.37
85	AA	99	U	P-O5'	-7.41	1.52	1.59
85	AA	661	C	C2-N3	-7.41	1.29	1.35
85	AA	1214	C	C4'-O4'	-7.41	1.35	1.45
34	BA	911	G	P-O5'	-7.41	1.52	1.59

Continued on next page...

Continued from previous page...

Mol	Chain	Res	Type	Atoms	Z	Observed(Å)	Ideal(Å)
35	BB	1121	A	C4'-C3'	-7.41	1.45	1.53
35	BB	1124	G	P-O5'	-7.41	1.52	1.59
35	BB	1422	G	N3-C4	-7.41	1.30	1.35
40	BG	176	G	C1'-N9	-7.41	1.36	1.46
85	AA	761	G	C2-N2	-7.41	1.27	1.34
85	AA	787	U	P-O5'	-7.41	1.52	1.59
35	BB	22	A	N7-C5	-7.41	1.34	1.39
35	BB	1541	G	C6-N1	-7.41	1.34	1.39
36	BC	64	U	O3'-P	-7.41	1.52	1.61
85	AA	755	G	N1-C2	-7.41	1.31	1.37
35	BB	43	G	P-O5'	-7.41	1.52	1.59
35	BB	1176	G	N9-C4	-7.41	1.32	1.38
34	BA	240	C	P-O5'	-7.41	1.52	1.59
34	BA	544	U	C2'-C1'	-7.41	1.45	1.53
34	BA	554	A	N7-C5	-7.41	1.34	1.39
34	BA	885	A	O3'-P	-7.41	1.52	1.61
35	BB	91	G	N7-C5	-7.41	1.34	1.39
35	BB	404	A	C2'-C1'	-7.41	1.45	1.53
85	AA	412	G	O3'-P	-7.41	1.52	1.61
85	AA	517	A	C2'-C1'	-7.41	1.45	1.53
85	AA	579	U	C2-N3	-7.41	1.32	1.37
85	AA	674	U	O3'-P	-7.41	1.52	1.61
85	AA	1701	G	O3'-P	-7.41	1.52	1.61
34	BA	433	G	N7-C5	-7.40	1.34	1.39
34	BA	888	G	C5-C4	-7.40	1.33	1.38
34	BA	1521	C	O3'-P	-7.40	1.52	1.61
36	BC	114	C	C2'-C1'	-7.40	1.45	1.53
41	BH	107	A	C5-C6	-7.40	1.34	1.41
85	AA	771	A	N3-C4	-7.40	1.30	1.34
85	AA	1855	U	P-O5'	-7.40	1.52	1.59
34	BA	3	G	P-O5'	-7.40	1.52	1.59
34	BA	195	G	C3'-C2'	-7.40	1.44	1.52
34	BA	343	G	O3'-P	-7.40	1.52	1.61
34	BA	1324	G	C5-C4	-7.40	1.33	1.38
35	BB	574	G	O4'-C1'	-7.40	1.32	1.41
38	BE	119	U	O3'-P	-7.40	1.52	1.61
85	AA	70	U	P-O5'	-7.40	1.52	1.59
85	AA	858	G	C2'-C1'	-7.40	1.45	1.53
85	AA	1524	A	O3'-P	-7.40	1.52	1.61
34	BA	171	U	C3'-C2'	-7.40	1.44	1.52
34	BA	238	C	C3'-C2'	-7.40	1.44	1.52
34	BA	700	G	P-O5'	-7.40	1.52	1.59

Continued on next page...

Continued from previous page...

Mol	Chain	Res	Type	Atoms	Z	Observed(Å)	Ideal(Å)
35	BB	110	U	O3'-P	-7.40	1.52	1.61
39	BF	71	G	N7-C5	-7.40	1.34	1.39
85	AA	268	A	C4'-C3'	-7.40	1.45	1.53
85	AA	765	U	C4'-C3'	-7.40	1.45	1.53
34	BA	1255	G	O3'-P	-7.40	1.52	1.61
85	AA	9	U	C2-N3	-7.40	1.32	1.37
34	BA	425	G	N9-C4	-7.40	1.32	1.38
34	BA	697	A	C5-C4	-7.40	1.33	1.38
34	BA	1149	C	N3-C4	-7.40	1.28	1.33
40	BG	94	G	C6-N1	-7.40	1.34	1.39
85	AA	1664	G	O3'-P	-7.40	1.52	1.61
34	BA	132	U	N1-C2	-7.40	1.31	1.38
34	BA	257	G	C5-C4	-7.40	1.33	1.38
34	BA	895	U	C3'-C2'	-7.40	1.44	1.52
34	BA	1260	G	N9-C4	-7.40	1.32	1.38
34	BA	1603	A	C5-C4	-7.40	1.33	1.38
34	BA	6	C	C2-N3	-7.39	1.29	1.35
34	BA	237	A	C5-C4	-7.39	1.33	1.38
34	BA	1323	G	O3'-P	-7.39	1.52	1.61
34	BA	1522	G	C3'-C2'	-7.39	1.44	1.52
34	BA	1609	U	O4'-C1'	-7.39	1.32	1.41
35	BB	393	A	O3'-P	-7.39	1.52	1.61
35	BB	1286	G	C4'-C3'	-7.39	1.45	1.53
36	BC	144	C	O3'-P	-7.39	1.52	1.61
40	BG	118	U	C4'-C3'	-7.39	1.45	1.53
85	AA	291	G	C2'-C1'	-7.39	1.45	1.53
85	AA	934	A	P-O5'	-7.39	1.52	1.59
34	BA	142	A	N9-C4	-7.39	1.33	1.37
35	BB	403	U	O3'-P	-7.39	1.52	1.61
40	BG	110	U	C3'-C2'	-7.39	1.44	1.52
85	AA	38	C	C2'-C1'	-7.39	1.45	1.53
85	AA	1150	G	N9-C4	-7.39	1.32	1.38
85	AA	1260	G	C3'-C2'	-7.39	1.44	1.52
85	AA	1860	A	O3'-P	-7.39	1.52	1.61
85	AA	1872	G	N9-C4	-7.39	1.32	1.38
34	BA	663	U	C2'-C1'	-7.39	1.45	1.53
34	BA	852	C	O3'-P	-7.39	1.52	1.61
34	BA	969	A	C5-C4	-7.39	1.33	1.38
34	BA	1036	G	C2'-C1'	-7.39	1.45	1.53
34	BA	1507	C	C2'-C1'	-7.39	1.45	1.53
35	BB	59	U	O3'-P	-7.39	1.52	1.61
85	AA	984	A	P-O5'	-7.39	1.52	1.59

Continued on next page...

Continued from previous page...

Mol	Chain	Res	Type	Atoms	Z	Observed(Å)	Ideal(Å)
34	BA	938	C	P-O5'	-7.39	1.52	1.59
35	BB	28	G	C5-C4	-7.39	1.33	1.38
35	BB	1384	A	C3'-C2'	-7.39	1.44	1.52
35	BB	1490	G	O4'-C1'	7.39	1.51	1.41
40	BG	66	C	C1'-N1	-7.39	1.36	1.46
85	AA	172	A	N9-C4	-7.39	1.33	1.37
86	AB	15	G	C2-N2	-7.39	1.27	1.34
34	BA	50	G	C5-C4	-7.39	1.33	1.38
34	BA	453	A	O3'-P	-7.39	1.52	1.61
35	BB	561	C	C4-C5	-7.39	1.37	1.43
35	BB	1038	G	P-O5'	-7.39	1.52	1.59
35	BB	1211	C	N1-C6	-7.39	1.32	1.37
35	BB	1543	C	P-O5'	-7.39	1.52	1.59
85	AA	1907	U	C2'-C1'	-7.39	1.45	1.53
34	BA	39	C	P-O5'	-7.39	1.52	1.59
34	BA	260	A	P-O5'	-7.39	1.52	1.59
34	BA	1042	U	O3'-P	-7.39	1.52	1.61
34	BA	1349	A	N9-C4	-7.39	1.33	1.37
35	BB	540	G	N9-C4	-7.39	1.32	1.38
35	BB	1406	C	N1-C6	-7.39	1.32	1.37
38	BE	63	C	C2'-C1'	-7.39	1.45	1.53
40	BG	20	U	O3'-P	-7.39	1.52	1.61
34	BA	346	A	C1'-N9	-7.38	1.36	1.46
34	BA	710	A	C4'-C3'	-7.38	1.45	1.53
35	BB	664	A	C1'-N9	-7.38	1.36	1.46
35	BB	1282	G	C3'-C2'	-7.38	1.44	1.52
85	AA	271	A	P-O5'	-7.38	1.52	1.59
85	AA	559	G	P-O5'	-7.38	1.52	1.59
85	AA	587	G	C2-N2	-7.38	1.27	1.34
85	AA	1057	G	O3'-P	-7.38	1.52	1.61
85	AA	1177	G	N7-C5	-7.38	1.34	1.39
85	AA	1199	C	O3'-P	-7.38	1.52	1.61
85	AA	1357	U	O3'-P	-7.38	1.52	1.61
34	BA	892	C	C1'-N1	-7.38	1.36	1.46
85	AA	1145	U	C4'-C3'	-7.38	1.45	1.53
85	AA	2017	U	P-O5'	-7.38	1.52	1.59
34	BA	1016	A	C2'-C1'	-7.38	1.45	1.53
34	BA	1530	G	O3'-P	-7.38	1.52	1.61
35	BB	362	A	C2'-C1'	-7.38	1.45	1.53
35	BB	513	G	O4'-C1'	-7.38	1.32	1.41
35	BB	1018	U	C2'-C1'	-7.38	1.45	1.53
35	BB	1308	G	N9-C4	-7.38	1.32	1.38

Continued on next page...

Continued from previous page...

Mol	Chain	Res	Type	Atoms	Z	Observed(Å)	Ideal(Å)
37	BD	98	G	C4'-C3'	-7.38	1.45	1.53
38	BE	127	G	P-O5'	-7.38	1.52	1.59
41	BH	38	G	N3-C4	-7.38	1.30	1.35
85	AA	1135	U	C2-N3	-7.38	1.32	1.37
85	AA	2149	C	C3'-C2'	-7.38	1.44	1.52
34	BA	236	A	C3'-C2'	-7.38	1.44	1.52
34	BA	758	G	O4'-C1'	-7.38	1.32	1.41
85	AA	1135	U	P-O5'	-7.38	1.52	1.59
85	AA	1284	A	O3'-P	-7.38	1.52	1.61
34	BA	610	A	C5-C4	-7.38	1.33	1.38
35	BB	124	G	O3'-P	-7.38	1.52	1.61
35	BB	431	U	C4'-C3'	-7.38	1.45	1.53
36	BC	131	C	O3'-P	-7.38	1.52	1.61
85	AA	419	A	N3-C4	-7.38	1.30	1.34
85	AA	591	A	C1'-N9	-7.38	1.36	1.46
85	AA	678	A	C1'-N9	-7.38	1.36	1.46
85	AA	716	G	P-O5'	-7.38	1.52	1.59
85	AA	2199	G	O3'-P	-7.38	1.52	1.61
34	BA	905	A	P-O5'	-7.38	1.52	1.59
34	BA	1073	G	C1'-N9	-7.38	1.36	1.46
34	BA	1221	A	O4'-C1'	-7.38	1.32	1.41
35	BB	78	C	O3'-P	-7.38	1.52	1.61
35	BB	1456	G	C4'-C3'	-7.38	1.45	1.53
38	BE	141	A	C5-C6	-7.38	1.34	1.41
85	AA	1346	C	P-O5'	-7.38	1.52	1.59
85	AA	1512	U	O3'-P	-7.38	1.52	1.61
34	BA	217	C	P-O5'	-7.38	1.52	1.59
34	BA	293	A	P-O5'	-7.38	1.52	1.59
34	BA	399	G	C8-N7	-7.37	1.26	1.30
34	BA	809	U	O3'-P	-7.37	1.52	1.61
85	AA	1678	U	P-O5'	-7.37	1.52	1.59
85	AA	1877	G	N7-C5	-7.37	1.34	1.39
85	AA	2105	G	O3'-P	-7.37	1.52	1.61
34	BA	1293	A	N7-C5	-7.37	1.34	1.39
34	BA	1645	C	C2'-C1'	-7.37	1.45	1.53
35	BB	1182	A	C2'-C1'	-7.37	1.45	1.53
35	BB	1523	U	C2-N3	-7.37	1.32	1.37
40	BG	6	A	C2'-C1'	-7.37	1.45	1.53
41	BH	53	C	C2'-C1'	-7.37	1.45	1.53
85	AA	759	G	C6-N1	-7.37	1.34	1.39
85	AA	1900	C	O3'-P	-7.37	1.52	1.61
34	BA	1014	A	O3'-P	-7.37	1.52	1.61

Continued on next page...

Continued from previous page...

Mol	Chain	Res	Type	Atoms	Z	Observed(Å)	Ideal(Å)
34	BA	1338	G	O3'-P	-7.37	1.52	1.61
35	BB	1112	U	P-O5'	-7.37	1.52	1.59
38	BE	64	A	C2'-C1'	-7.37	1.45	1.53
85	AA	857	G	C3'-C2'	-7.37	1.44	1.52
35	BB	1423	U	C2-N3	-7.37	1.32	1.37
40	BG	71	C	C4'-C3'	-7.37	1.45	1.53
34	BA	396	U	C2'-C1'	-7.37	1.45	1.53
34	BA	728	A	N3-C4	-7.37	1.30	1.34
35	BB	1369	A	C3'-C2'	-7.37	1.44	1.52
85	AA	406	U	P-O5'	-7.37	1.52	1.59
85	AA	810	C	C2-N3	-7.37	1.29	1.35
34	BA	260	A	C6-N1	-7.37	1.30	1.35
34	BA	1292	A	N7-C5	-7.37	1.34	1.39
35	BB	584	A	N7-C5	-7.37	1.34	1.39
35	BB	1108	G	C6-N1	-7.37	1.34	1.39
36	BC	157	U	O3'-P	-7.37	1.52	1.61
38	BE	63	C	C1'-N1	-7.37	1.36	1.46
38	BE	110	U	C2'-C1'	-7.37	1.45	1.53
40	BG	182	G	N9-C8	-7.37	1.32	1.37
34	BA	101	G	N1-C2	-7.36	1.31	1.37
34	BA	498	A	C5-C4	-7.36	1.33	1.38
34	BA	1083	A	P-O5'	-7.36	1.52	1.59
34	BA	1479	G	O3'-P	-7.36	1.52	1.61
34	BA	1568	A	C6-N1	7.36	1.40	1.35
35	BB	73	G	C2-N2	-7.36	1.27	1.34
35	BB	112	G	C2-N3	-7.36	1.26	1.32
35	BB	410	A	P-O5'	-7.36	1.52	1.59
35	BB	1182	A	N9-C4	-7.36	1.33	1.37
35	BB	1438	U	C2'-C1'	-7.36	1.45	1.53
38	BE	86	C	C2'-C1'	-7.36	1.45	1.53
85	AA	931	G	N9-C4	-7.36	1.32	1.38
34	BA	1256	A	O3'-P	-7.36	1.52	1.61
34	BA	1629	A	O3'-P	-7.36	1.52	1.61
85	AA	1793	A	O4'-C1'	-7.36	1.32	1.41
85	AA	2217	A	C4'-C3'	-7.36	1.45	1.53
34	BA	900	A	C8-N7	-7.36	1.26	1.31
34	BA	1437	G	C6-N1	-7.36	1.34	1.39
35	BB	1087	A	N7-C5	-7.36	1.34	1.39
35	BB	1547	U	P-O5'	-7.36	1.52	1.59
85	AA	318	A	O3'-P	-7.36	1.52	1.61
34	BA	1000	G	P-O5'	-7.36	1.52	1.59
35	BB	13	A	C2'-C1'	-7.36	1.45	1.53

Continued on next page...

Continued from previous page...

Mol	Chain	Res	Type	Atoms	Z	Observed(Å)	Ideal(Å)
35	BB	1195	A	C2'-C1'	-7.36	1.45	1.53
85	AA	2	A	N9-C4	-7.36	1.33	1.37
85	AA	779	G	P-O5'	-7.36	1.52	1.59
85	AA	1238	U	C2'-C1'	-7.36	1.45	1.53
34	BA	970	U	C2'-C1'	-7.36	1.45	1.53
34	BA	1256	A	N7-C5	-7.36	1.34	1.39
35	BB	557	C	N3-C4	-7.36	1.28	1.33
36	BC	14	G	C3'-C2'	-7.36	1.44	1.52
85	AA	1176	C	O3'-P	-7.36	1.52	1.61
34	BA	974	G	C2-N2	-7.36	1.27	1.34
34	BA	1379	G	O3'-P	-7.36	1.52	1.61
34	BA	1422	A	C1'-N9	-7.36	1.36	1.46
35	BB	95	A	C2'-C1'	-7.36	1.45	1.53
35	BB	784	C	C3'-C2'	-7.36	1.44	1.52
38	BE	11	A	O3'-P	-7.36	1.52	1.61
85	AA	589	A	C5'-C4'	7.36	1.60	1.51
34	BA	563	A	P-O5'	-7.35	1.52	1.59
35	BB	804	U	C4'-C3'	-7.35	1.45	1.53
36	BC	106	G	N1-C2	-7.35	1.31	1.37
85	AA	1175	A	O3'-P	-7.35	1.52	1.61
85	AA	1524	A	N3-C4	-7.35	1.30	1.34
34	BA	11	U	P-O5'	-7.35	1.52	1.59
34	BA	1153	C	O3'-P	-7.35	1.52	1.61
34	BA	1230	G	N3-C4	-7.35	1.30	1.35
34	BA	1685	C	C2-N3	-7.35	1.29	1.35
34	BA	1829	A	P-O5'	-7.35	1.52	1.59
35	BB	29	C	C2'-C1'	-7.35	1.45	1.53
35	BB	534	C	C3'-C2'	-7.35	1.44	1.52
35	BB	877	A	C2'-C1'	-7.35	1.45	1.53
37	BD	90	A	N7-C5	-7.35	1.34	1.39
85	AA	298	C	O3'-P	-7.35	1.52	1.61
85	AA	329	G	C1'-N9	-7.35	1.36	1.46
85	AA	925	G	P-O5'	-7.35	1.52	1.59
35	BB	111	C	O3'-P	-7.35	1.52	1.61
35	BB	1125	A	N9-C4	-7.35	1.33	1.37
85	AA	1613	A	P-O5'	-7.35	1.52	1.59
34	BA	1422	A	N7-C5	-7.35	1.34	1.39
35	BB	51	U	C3'-C2'	-7.35	1.44	1.52
35	BB	677	U	P-O5'	-7.35	1.52	1.59
35	BB	1487	G	C6-N1	-7.35	1.34	1.39
85	AA	134	U	P-O5'	-7.35	1.52	1.59
85	AA	722	G	N7-C5	-7.35	1.34	1.39

Continued on next page...

Continued from previous page...

Mol	Chain	Res	Type	Atoms	Z	Observed(Å)	Ideal(Å)
85	AA	883	A	N9-C4	-7.35	1.33	1.37
85	AA	2134	U	P-O5'	-7.35	1.52	1.59
85	AA	2239	A	P-O5'	-7.35	1.52	1.59
34	BA	1312	A	C4'-C3'	-7.35	1.45	1.53
35	BB	989	C	P-O5'	-7.35	1.52	1.59
37	BD	15	U	C2'-C1'	-7.35	1.45	1.53
85	AA	457	G	C5-C4	-7.35	1.33	1.38
34	BA	1123	G	N7-C5	-7.35	1.34	1.39
34	BA	1534	U	N3-C4	-7.35	1.31	1.38
35	BB	71	A	N9-C4	-7.35	1.33	1.37
35	BB	1198	C	C3'-C2'	-7.35	1.44	1.52
34	BA	108	A	C2'-C1'	-7.34	1.45	1.53
34	BA	340	U	O3'-P	-7.34	1.52	1.61
34	BA	494	A	C1'-N9	-7.34	1.36	1.46
34	BA	544	U	P-O5'	-7.34	1.52	1.59
35	BB	896	C	O3'-P	-7.34	1.52	1.61
36	BC	23	G	O3'-P	-7.34	1.52	1.61
38	BE	89	G	N1-C2	-7.34	1.31	1.37
40	BG	149	U	O4'-C1'	-7.34	1.32	1.41
41	BH	115	A	P-O5'	-7.34	1.52	1.59
85	AA	1000	U	C2-N3	-7.34	1.32	1.37
34	BA	1605	G	O3'-P	-7.34	1.52	1.61
40	BG	156	G	N3-C4	-7.34	1.30	1.35
34	BA	960	C	C2-N3	-7.34	1.29	1.35
34	BA	1202	G	N9-C8	-7.34	1.32	1.37
34	BA	1483	U	C1'-N1	-7.34	1.36	1.46
34	BA	1599	A	C4'-C3'	-7.34	1.45	1.53
34	BA	1843	G	C1'-N9	-7.34	1.36	1.46
35	BB	1418	C	C2-N3	-7.34	1.29	1.35
40	BG	54	G	O3'-P	-7.34	1.52	1.61
40	BG	78	C	P-O5'	-7.34	1.52	1.59
85	AA	923	A	C4'-C3'	-7.34	1.45	1.53
85	AA	1247	A	C4'-C3'	-7.34	1.45	1.53
85	AA	1549	G	P-O5'	-7.34	1.52	1.59
85	AA	1730	C	P-O5'	-7.34	1.52	1.59
34	BA	385	U	P-O5'	-7.34	1.52	1.59
34	BA	1075	U	O3'-P	-7.34	1.52	1.61
34	BA	1833	G	C6-N1	-7.34	1.34	1.39
35	BB	111	C	C2'-C1'	-7.34	1.45	1.53
35	BB	648	G	C2-N2	-7.34	1.27	1.34
35	BB	793	A	C3'-C2'	-7.34	1.44	1.52
36	BC	73	U	C2'-C1'	-7.34	1.45	1.53

Continued on next page...

Continued from previous page...

Mol	Chain	Res	Type	Atoms	Z	Observed(Å)	Ideal(Å)
36	BC	97	U	C4'-O4'	-7.34	1.36	1.45
85	AA	162	A	O3'-P	-7.34	1.52	1.61
85	AA	164	G	N9-C8	-7.34	1.32	1.37
85	AA	720	A	P-O5'	-7.34	1.52	1.59
85	AA	1221	G	N7-C5	-7.34	1.34	1.39
85	AA	2236	U	C3'-C2'	-7.34	1.44	1.52
34	BA	257	G	C3'-C2'	-7.34	1.44	1.52
34	BA	1816	G	N9-C8	-7.34	1.32	1.37
35	BB	1306	G	C1'-N9	-7.34	1.36	1.46
35	BB	1336	G	P-O5'	-7.34	1.52	1.59
36	BC	43	A	P-O5'	-7.34	1.52	1.59
85	AA	939	A	N9-C8	-7.34	1.31	1.37
34	BA	246	G	C6-N1	-7.34	1.34	1.39
34	BA	854	A	O3'-P	-7.34	1.52	1.61
34	BA	1226	G	C1'-N9	-7.34	1.36	1.46
34	BA	1443	U	N1-C2	-7.34	1.31	1.38
34	BA	1720	U	C4'-C3'	-7.34	1.45	1.53
35	BB	1071	G	P-O5'	-7.34	1.52	1.59
35	BB	1096	G	C3'-C2'	-7.34	1.44	1.52
35	BB	1356	G	P-O5'	-7.34	1.52	1.59
37	BD	38	U	O3'-P	-7.34	1.52	1.61
37	BD	79	G	C1'-N9	-7.34	1.36	1.46
85	AA	75	U	O3'-P	-7.34	1.52	1.61
85	AA	422	G	N1-C2	-7.34	1.31	1.37
85	AA	925	G	C6-N1	-7.34	1.34	1.39
34	BA	392	A	O3'-P	-7.33	1.52	1.61
34	BA	755	G	P-O5'	-7.33	1.52	1.59
34	BA	948	C	C2'-C1'	-7.33	1.45	1.53
85	AA	386	G	C3'-C2'	-7.33	1.44	1.52
85	AA	741	G	N1-C2	-7.33	1.31	1.37
35	BB	651	G	N9-C4	-7.33	1.32	1.38
35	BB	665	A	C6-N6	-7.33	1.28	1.33
85	AA	18	C	C2-N3	-7.33	1.29	1.35
85	AA	332	A	O3'-P	-7.33	1.52	1.61
85	AA	335	G	P-O5'	-7.33	1.52	1.59
85	AA	1563	U	O3'-P	-7.33	1.52	1.61
85	AA	1955	U	C2'-C1'	-7.33	1.45	1.53
34	BA	37	A	P-O5'	-7.33	1.52	1.59
34	BA	252	A	C1'-N9	-7.33	1.36	1.46
34	BA	749	G	C2'-C1'	-7.33	1.45	1.53
34	BA	889	U	C1'-N1	-7.33	1.36	1.46
34	BA	1063	G	C6-N1	-7.33	1.34	1.39

Continued on next page...

Continued from previous page...

Mol	Chain	Res	Type	Atoms	Z	Observed(Å)	Ideal(Å)
34	BA	1255	G	N7-C5	-7.33	1.34	1.39
34	BA	1430	C	P-O5'	-7.33	1.52	1.59
34	BA	1481	U	C4'-C3'	-7.33	1.45	1.53
35	BB	1102	U	C1'-N1	-7.33	1.36	1.46
35	BB	1214	U	P-O5'	-7.33	1.52	1.59
34	BA	37	A	O3'-P	-7.33	1.52	1.61
35	BB	1037	A	C1'-N9	-7.33	1.36	1.46
35	BB	1398	A	C5-C4	-7.33	1.33	1.38
85	AA	2095	U	P-O5'	-7.33	1.52	1.59
34	BA	743	A	C8-N7	7.33	1.36	1.31
34	BA	1305	A	C2'-C1'	-7.33	1.45	1.53
35	BB	485	U	O3'-P	-7.33	1.52	1.61
40	BG	81	G	C2'-C1'	-7.33	1.45	1.53
40	BG	125	C	C2'-C1'	-7.33	1.45	1.53
85	AA	702	G	C5-C4	-7.33	1.33	1.38
35	BB	787	A	C2'-C1'	-7.33	1.45	1.53
85	AA	701	C	C2'-C1'	-7.33	1.45	1.53
85	AA	775	C	N1-C6	-7.33	1.32	1.37
34	BA	497	U	C2-N3	-7.33	1.32	1.37
34	BA	856	G	C6-N1	-7.33	1.34	1.39
34	BA	914	G	N7-C5	-7.33	1.34	1.39
34	BA	986	G	C5-C4	-7.33	1.33	1.38
34	BA	992	A	C5-C4	-7.33	1.33	1.38
34	BA	1288	U	C3'-C2'	-7.33	1.44	1.52
35	BB	126	C	C4-C5	-7.33	1.37	1.43
35	BB	1301	U	O3'-P	-7.33	1.52	1.61
36	BC	104	A	C4'-C3'	-7.33	1.45	1.53
38	BE	160	C	O3'-P	-7.33	1.52	1.61
85	AA	413	G	C5'-C4'	-7.33	1.42	1.51
85	AA	1290	G	C4'-C3'	-7.33	1.45	1.53
85	AA	2221	A	N3-C4	-7.33	1.30	1.34
35	BB	592	G	C6-N1	-7.32	1.34	1.39
35	BB	983	C	O3'-P	-7.32	1.52	1.61
36	BC	41	A	C3'-C2'	-7.32	1.44	1.52
36	BC	88	A	N7-C5	-7.32	1.34	1.39
40	BG	108	G	C6-N1	-7.32	1.34	1.39
85	AA	40	A	N7-C5	-7.32	1.34	1.39
85	AA	503	A	N9-C4	-7.32	1.33	1.37
85	AA	1784	G	P-O5'	-7.32	1.52	1.59
34	BA	17	A	C4'-C3'	-7.32	1.45	1.53
34	BA	1611	A	P-O5'	-7.32	1.52	1.59
35	BB	25	A	C5'-C4'	-7.32	1.42	1.51

Continued on next page...

Continued from previous page...

Mol	Chain	Res	Type	Atoms	Z	Observed(Å)	Ideal(Å)
36	BC	134	G	C2-N2	-7.32	1.27	1.34
85	AA	899	A	C5'-C4'	7.32	1.60	1.51
85	AA	1372	C	C2'-C1'	-7.32	1.45	1.53
34	BA	460	G	C3'-C2'	-7.32	1.44	1.52
34	BA	1520	A	C3'-C2'	-7.32	1.44	1.52
35	BB	35	G	C2-N2	-7.32	1.27	1.34
35	BB	998	G	O3'-P	-7.32	1.52	1.61
38	BE	178	G	N9-C4	-7.32	1.32	1.38
40	BG	38	A	C1'-N9	-7.32	1.36	1.46
85	AA	1708	A	C1'-N9	-7.32	1.36	1.46
85	AA	1857	G	P-O5'	-7.32	1.52	1.59
85	AA	2240	G	O3'-P	-7.32	1.52	1.61
35	BB	877	A	N9-C4	7.32	1.42	1.37
85	AA	816	A	N9-C4	7.32	1.42	1.37
85	AA	1197	U	C2'-C1'	-7.32	1.45	1.53
34	BA	1430	C	C1'-N1	-7.32	1.36	1.46
34	BA	1539	A	O3'-P	-7.32	1.52	1.61
35	BB	662	G	C6-N1	-7.32	1.34	1.39
35	BB	870	C	P-O5'	-7.32	1.52	1.59
35	BB	969	C	C2'-C1'	-7.32	1.45	1.53
35	BB	1384	A	O3'-P	-7.32	1.52	1.61
37	BD	105	G	C1'-N9	-7.32	1.36	1.46
85	AA	44	C	O3'-P	-7.32	1.52	1.61
85	AA	567	G	C2'-C1'	-7.32	1.45	1.53
85	AA	1129	A	N7-C5	-7.32	1.34	1.39
85	AA	1795	C	C2'-C1'	-7.32	1.45	1.53
85	AA	2197	A	C3'-C2'	-7.32	1.44	1.52
34	BA	70	C	C2'-C1'	-7.32	1.45	1.53
34	BA	235	C	P-O5'	-7.32	1.52	1.59
34	BA	722	A	N7-C5	-7.32	1.34	1.39
34	BA	1093	G	P-O5'	-7.32	1.52	1.59
34	BA	1408	C	C3'-C2'	-7.32	1.44	1.52
40	BG	100	G	C2'-C1'	-7.32	1.45	1.53
40	BG	148	C	O3'-P	-7.32	1.52	1.61
85	AA	2	A	N7-C5	-7.32	1.34	1.39
85	AA	1520	A	P-O5'	-7.32	1.52	1.59
35	BB	1067	G	N3-C4	-7.31	1.30	1.35
36	BC	129	C	C2'-C1'	-7.31	1.45	1.53
40	BG	4	A	N7-C5	-7.31	1.34	1.39
85	AA	1547	G	C2'-C1'	-7.31	1.45	1.53
34	BA	785	G	C6-N1	-7.31	1.34	1.39
34	BA	1552	C	O3'-P	-7.31	1.52	1.61

Continued on next page...

Continued from previous page...

Mol	Chain	Res	Type	Atoms	Z	Observed(Å)	Ideal(Å)
35	BB	376	A	C5-C4	-7.31	1.33	1.38
35	BB	450	A	C4'-C3'	-7.31	1.45	1.53
35	BB	1232	A	O3'-P	-7.31	1.52	1.61
35	BB	1237	C	C1'-N1	-7.31	1.36	1.46
36	BC	41	A	O3'-P	-7.31	1.52	1.61
34	BA	382	G	N9-C4	7.31	1.43	1.38
35	BB	101	U	N3-C4	-7.31	1.31	1.38
35	BB	621	C	C3'-C2'	-7.31	1.44	1.52
36	BC	166	G	N7-C5	-7.31	1.34	1.39
37	BD	103	C	O3'-P	-7.31	1.52	1.61
40	BG	93	U	P-O5'	-7.31	1.52	1.59
85	AA	1667	C	C3'-C2'	-7.31	1.44	1.52
85	AA	2124	G	C1'-N9	-7.31	1.36	1.46
34	BA	541	C	C2'-C1'	-7.31	1.45	1.53
34	BA	1793	G	N3-C4	-7.31	1.30	1.35
41	BH	124	C	C4'-C3'	-7.31	1.45	1.53
85	AA	1468	G	C4'-C3'	7.31	1.61	1.53
34	BA	835	U	O3'-P	-7.31	1.52	1.61
34	BA	1516	G	C2'-C1'	-7.31	1.45	1.53
35	BB	381	C	P-O5'	-7.31	1.52	1.59
35	BB	1200	A	C3'-C2'	-7.31	1.44	1.52
35	BB	1242	C	O3'-P	-7.31	1.52	1.61
40	BG	129	G	O3'-P	-7.31	1.52	1.61
85	AA	312	G	C6-N1	-7.31	1.34	1.39
85	AA	2190	U	N3-C4	-7.31	1.31	1.38
34	BA	277	A	O3'-P	-7.31	1.52	1.61
34	BA	1156	U	C1'-N1	-7.31	1.36	1.46
34	BA	1547	G	O3'-P	-7.31	1.52	1.61
35	BB	1056	A	P-O5'	-7.31	1.52	1.59
40	BG	4	A	C2'-C1'	-7.31	1.45	1.53
85	AA	30	G	N9-C4	-7.31	1.32	1.38
34	BA	55	G	C2'-C1'	-7.30	1.45	1.53
34	BA	330	A	C5-C4	-7.30	1.33	1.38
34	BA	1552	C	C2-N3	-7.30	1.29	1.35
34	BA	1686	G	C5-C4	-7.30	1.33	1.38
35	BB	75	A	P-O5'	-7.30	1.52	1.59
35	BB	136	A	C4'-C3'	7.30	1.61	1.53
35	BB	431	U	O4'-C1'	-7.30	1.32	1.41
85	AA	575	G	O3'-P	-7.30	1.52	1.61
85	AA	1483	A	O3'-P	-7.30	1.52	1.61
34	BA	116	G	C4'-O4'	-7.30	1.36	1.45
34	BA	1559	C	C1'-N1	-7.30	1.36	1.46

Continued on next page...

Continued from previous page...

Mol	Chain	Res	Type	Atoms	Z	Observed(Å)	Ideal(Å)
35	BB	119	G	C6-N1	-7.30	1.34	1.39
35	BB	1089	A	O3'-P	-7.30	1.52	1.61
35	BB	1186	A	P-O5'	-7.30	1.52	1.59
85	AA	1098	C	C2'-C1'	-7.30	1.45	1.53
34	BA	25	C	P-O5'	-7.30	1.52	1.59
34	BA	36	A	O3'-P	-7.30	1.52	1.61
34	BA	123	C	C2'-C1'	-7.30	1.45	1.53
34	BA	1601	C	O3'-P	-7.30	1.52	1.61
35	BB	443	A	O3'-P	-7.30	1.52	1.61
35	BB	587	A	C8-N7	-7.30	1.26	1.31
35	BB	617	C	C3'-C2'	-7.30	1.44	1.52
85	AA	96	C	C2'-C1'	-7.30	1.45	1.53
34	BA	373	G	N9-C4	-7.30	1.32	1.38
34	BA	937	G	O3'-P	-7.30	1.52	1.61
34	BA	1025	A	N7-C5	-7.30	1.34	1.39
34	BA	1219	G	O3'-P	-7.30	1.52	1.61
34	BA	1621	U	P-O5'	-7.30	1.52	1.59
34	BA	1654	G	N9-C4	-7.30	1.32	1.38
35	BB	80	C	N3-C4	-7.30	1.28	1.33
35	BB	1126	A	P-O5'	-7.30	1.52	1.59
36	BC	143	C	C2-N3	-7.30	1.29	1.35
38	BE	35	A	O3'-P	-7.30	1.52	1.61
38	BE	97	G	N9-C4	-7.30	1.32	1.38
85	AA	424	A	C6-N6	-7.30	1.28	1.33
85	AA	659	A	C3'-C2'	-7.30	1.44	1.52
85	AA	1117	G	O4'-C1'	-7.30	1.32	1.41
34	BA	401	A	C2'-C1'	-7.30	1.45	1.53
35	BB	664	A	N9-C4	-7.30	1.33	1.37
38	BE	178	G	C1'-N9	-7.30	1.36	1.46
40	BG	152	G	O3'-P	-7.30	1.52	1.61
85	AA	688	C	O3'-P	-7.30	1.52	1.61
85	AA	918	U	P-O5'	-7.30	1.52	1.59
85	AA	1987	G	O3'-P	-7.30	1.52	1.61
34	BA	1158	A	O3'-P	-7.30	1.52	1.61
35	BB	839	G	C2-N2	-7.30	1.27	1.34
85	AA	521	A	C1'-N9	-7.30	1.36	1.46
85	AA	652	U	O3'-P	-7.30	1.52	1.61
85	AA	869	A	N3-C4	-7.30	1.30	1.34
85	AA	881	C	P-O5'	-7.30	1.52	1.59
85	AA	1269	A	C5-C4	-7.30	1.33	1.38
85	AA	1524	A	C3'-C2'	-7.30	1.44	1.52
85	AA	2014	G	N9-C4	-7.30	1.32	1.38

Continued on next page...

Continued from previous page...

Mol	Chain	Res	Type	Atoms	Z	Observed(Å)	Ideal(Å)
34	BA	79	C	C2'-C1'	-7.29	1.45	1.53
34	BA	1456	C	C2'-C1'	-7.29	1.45	1.53
85	AA	1655	G	N9-C8	-7.29	1.32	1.37
34	BA	234	A	C3'-C2'	-7.29	1.44	1.52
34	BA	297	A	N7-C5	-7.29	1.34	1.39
34	BA	982	A	C5-C4	-7.29	1.33	1.38
34	BA	1136	A	P-O5'	-7.29	1.52	1.59
34	BA	1238	C	O3'-P	-7.29	1.52	1.61
35	BB	1214	U	C3'-C2'	-7.29	1.44	1.52
35	BB	1258	G	N9-C4	-7.29	1.32	1.38
38	BE	130	G	C2'-C1'	-7.29	1.45	1.53
34	BA	605	G	C2-N3	7.29	1.38	1.32
34	BA	702	G	C2-N2	-7.29	1.27	1.34
34	BA	1676	A	C3'-C2'	-7.29	1.44	1.52
34	BA	1707	C	C2-N3	-7.29	1.29	1.35
34	BA	1806	A	C5-C4	-7.29	1.33	1.38
34	BA	1831	A	P-O5'	-7.29	1.52	1.59
40	BG	126	G	C1'-N9	-7.29	1.36	1.46
85	AA	1263	G	N3-C4	-7.29	1.30	1.35
34	BA	395	G	N9-C4	-7.29	1.32	1.38
34	BA	784	C	O3'-P	-7.29	1.52	1.61
34	BA	1642	A	C1'-N9	-7.29	1.36	1.46
35	BB	692	G	O3'-P	-7.29	1.52	1.61
36	BC	66	G	C1'-N9	-7.29	1.36	1.46
85	AA	482	C	O3'-P	-7.29	1.52	1.61
86	AB	8	U	O3'-P	-7.29	1.52	1.61
35	BB	408	U	P-O5'	-7.29	1.52	1.59
85	AA	1891	U	P-O5'	-7.29	1.52	1.59
34	BA	1031	U	O3'-P	-7.29	1.52	1.61
34	BA	1840	C	C2-N3	-7.29	1.29	1.35
85	AA	1485	G	N9-C4	-7.29	1.32	1.38
85	AA	1594	G	C2'-C1'	-7.29	1.45	1.53
34	BA	198	U	C1'-N1	-7.29	1.36	1.46
34	BA	376	U	C1'-N1	-7.29	1.36	1.46
34	BA	400	A	C6-N1	-7.29	1.30	1.35
34	BA	581	U	C3'-O3'	7.29	1.52	1.42
34	BA	811	C	C2'-C1'	-7.29	1.45	1.53
34	BA	1473	A	P-O5'	-7.29	1.52	1.59
35	BB	768	A	P-O5'	-7.29	1.52	1.59
35	BB	1100	C	C4'-C3'	-7.29	1.45	1.53
85	AA	423	G	C2'-C1'	-7.29	1.45	1.53
85	AA	2053	A	C2'-C1'	-7.29	1.45	1.53

Continued on next page...

Continued from previous page...

Mol	Chain	Res	Type	Atoms	Z	Observed(Å)	Ideal(Å)
34	BA	487	A	N3-C4	-7.28	1.30	1.34
34	BA	987	C	C3'-C2'	-7.28	1.44	1.52
34	BA	1249	G	C1'-N9	-7.28	1.36	1.46
34	BA	1615	A	C1'-N9	-7.28	1.36	1.46
35	BB	482	A	N7-C5	-7.28	1.34	1.39
35	BB	695	U	N3-C4	-7.28	1.31	1.38
38	BE	163	A	C8-N7	-7.28	1.26	1.31
40	BG	135	C	C2'-C1'	-7.28	1.45	1.53
40	BG	155	A	O3'-P	-7.28	1.52	1.61
40	BG	182	G	C8-N7	-7.28	1.26	1.30
85	AA	247	G	C2'-C1'	-7.28	1.45	1.53
85	AA	1117	G	P-O5'	-7.28	1.52	1.59
34	BA	3	G	C5'-C4'	-7.28	1.42	1.51
36	BC	57	C	O3'-P	-7.28	1.52	1.61
85	AA	168	A	N9-C4	7.28	1.42	1.37
85	AA	1127	G	C2'-C1'	-7.28	1.45	1.53
34	BA	169	C	C2'-C1'	-7.28	1.45	1.53
34	BA	572	G	C1'-N9	7.28	1.59	1.48
34	BA	1337	A	P-O5'	-7.28	1.52	1.59
35	BB	27	C	C2-N3	-7.28	1.29	1.35
35	BB	637	G	N7-C5	-7.28	1.34	1.39
35	BB	658	G	C1'-N9	-7.28	1.36	1.46
35	BB	1247	C	P-O5'	-7.28	1.52	1.59
38	BE	42	C	O3'-P	-7.28	1.52	1.61
85	AA	754	C	C4'-C3'	-7.28	1.45	1.53
85	AA	1209	U	N3-C4	-7.28	1.31	1.38
34	BA	911	G	C5-C4	-7.28	1.33	1.38
35	BB	980	G	P-O5'	-7.28	1.52	1.59
37	BD	75	G	C2'-C1'	-7.28	1.45	1.53
40	BG	1	G	N1-C2	-7.28	1.31	1.37
40	BG	142	A	C5-C4	-7.28	1.33	1.38
34	BA	36	A	N7-C5	-7.28	1.34	1.39
34	BA	91	C	P-O5'	-7.28	1.52	1.59
34	BA	355	U	O3'-P	-7.28	1.52	1.61
34	BA	1648	G	N7-C5	-7.28	1.34	1.39
35	BB	79	U	C2-N3	-7.28	1.32	1.37
35	BB	1004	A	C3'-C2'	-7.28	1.44	1.52
36	BC	149	A	N9-C4	7.28	1.42	1.37
37	BD	54	A	P-O5'	-7.28	1.52	1.59
40	BG	106	G	C1'-N9	-7.28	1.36	1.46
85	AA	286	C	C3'-C2'	-7.28	1.44	1.52
85	AA	428	G	C5-C4	-7.28	1.33	1.38

Continued on next page...

Continued from previous page...

Mol	Chain	Res	Type	Atoms	Z	Observed(Å)	Ideal(Å)
85	AA	459	C	O3'-P	-7.28	1.52	1.61
85	AA	805	A	O3'-P	-7.28	1.52	1.61
85	AA	1515	A	C4'-C3'	-7.28	1.45	1.53
85	AA	1657	C	P-O5'	-7.28	1.52	1.59
85	AA	2167	A	C2'-C1'	-7.28	1.45	1.53
34	BA	443	U	O3'-P	-7.28	1.52	1.61
34	BA	852	C	N3-C4	-7.28	1.28	1.33
34	BA	946	A	C4'-O4'	-7.28	1.36	1.45
35	BB	961	G	P-O5'	-7.28	1.52	1.59
35	BB	1372	G	N1-C2	-7.28	1.31	1.37
38	BE	8	G	O3'-P	-7.28	1.52	1.61
85	AA	151	A	O3'-P	-7.28	1.52	1.61
85	AA	2139	G	C4'-C3'	-7.28	1.45	1.53
85	AA	2184	A	C2'-C1'	-7.28	1.45	1.53
34	BA	1287	G	O3'-P	-7.27	1.52	1.61
35	BB	560	C	O3'-P	-7.27	1.52	1.61
35	BB	837	A	C3'-C2'	-7.27	1.44	1.52
85	AA	258	G	C5-C4	-7.27	1.33	1.38
34	BA	135	G	C2'-C1'	-7.27	1.45	1.53
34	BA	344	G	C5-C4	-7.27	1.33	1.38
34	BA	496	G	C6-N1	-7.27	1.34	1.39
34	BA	1006	G	N1-C2	-7.27	1.31	1.37
34	BA	1089	U	P-O5'	-7.27	1.52	1.59
34	BA	1443	U	C4'-O4'	-7.27	1.36	1.45
35	BB	498	G	P-O5'	-7.27	1.52	1.59
35	BB	675	U	N3-C4	-7.27	1.31	1.38
35	BB	1219	A	N9-C4	-7.27	1.33	1.37
35	BB	1482	A	N9-C4	-7.27	1.33	1.37
37	BD	13	A	P-O5'	-7.27	1.52	1.59
38	BE	200	A	C1'-N9	-7.27	1.36	1.46
39	BF	69	A	C1'-N9	-7.27	1.36	1.46
85	AA	1998	A	C2'-C1'	-7.27	1.45	1.53
34	BA	49	A	C8-N7	-7.27	1.26	1.31
34	BA	698	U	C2'-C1'	-7.27	1.45	1.53
35	BB	116	G	C6-N1	-7.27	1.34	1.39
38	BE	182	U	P-O5'	-7.27	1.52	1.59
41	BH	106	G	C1'-N9	-7.27	1.36	1.46
85	AA	107	A	C2'-C1'	-7.27	1.45	1.53
85	AA	1496	U	C3'-C2'	-7.27	1.44	1.52
85	AA	1551	G	N7-C5	-7.27	1.34	1.39
86	AB	61	C	P-O5'	-7.27	1.52	1.59
34	BA	75	U	N3-C4	-7.27	1.31	1.38

Continued on next page...

Continued from previous page...

Mol	Chain	Res	Type	Atoms	Z	Observed(Å)	Ideal(Å)
34	BA	529	A	P-O5'	-7.27	1.52	1.59
34	BA	1483	U	C3'-C2'	-7.27	1.44	1.52
35	BB	841	U	N3-C4	-7.27	1.31	1.38
35	BB	872	A	C3'-C2'	-7.27	1.44	1.52
35	BB	1021	C	C1'-N1	-7.27	1.36	1.46
36	BC	160	C	C2-N3	-7.27	1.29	1.35
40	BG	65	C	C3'-C2'	-7.27	1.44	1.52
40	BG	92	U	C1'-N1	-7.27	1.36	1.46
86	AB	49	C	O3'-P	-7.27	1.52	1.61
34	BA	709	C	O3'-P	-7.27	1.52	1.61
34	BA	1575	U	C3'-C2'	-7.27	1.44	1.52
35	BB	397	C	C2-N3	-7.27	1.29	1.35
35	BB	1341	U	C5'-C4'	-7.27	1.42	1.51
35	BB	1395	G	C2'-C1'	-7.27	1.45	1.53
37	BD	74	A	C1'-N9	-7.27	1.36	1.46
38	BE	165	U	P-O5'	-7.27	1.52	1.59
40	BG	148	C	C5'-C4'	-7.27	1.42	1.51
85	AA	307	G	N7-C5	-7.27	1.34	1.39
85	AA	1229	G	C6-N1	-7.27	1.34	1.39
85	AA	1883	C	P-O5'	-7.27	1.52	1.59
35	BB	495	A	C1'-N9	-7.27	1.36	1.46
35	BB	833	G	C2'-C1'	-7.27	1.45	1.53
85	AA	1548	A	C2'-C1'	-7.27	1.45	1.53
34	BA	255	G	P-O5'	-7.26	1.52	1.59
34	BA	1032	A	O3'-P	-7.26	1.52	1.61
34	BA	1056	C	O3'-P	-7.26	1.52	1.61
35	BB	1182	A	C3'-C2'	-7.26	1.44	1.52
35	BB	1359	G	C1'-N9	-7.26	1.36	1.46
40	BG	105	A	C3'-C2'	-7.26	1.44	1.52
41	BH	21	G	C4'-C3'	-7.26	1.45	1.53
34	BA	700	G	C1'-N9	-7.26	1.36	1.46
38	BE	171	U	P-O5'	-7.26	1.52	1.59
38	BE	196	C	C2-N3	-7.26	1.29	1.35
34	BA	575	U	C5'-C4'	7.26	1.60	1.51
35	BB	37	C	O3'-P	-7.26	1.52	1.61
35	BB	831	C	C2-N3	-7.26	1.29	1.35
35	BB	1155	U	C3'-C2'	-7.26	1.44	1.52
35	BB	1382	U	C3'-C2'	-7.26	1.44	1.52
37	BD	87	G	N9-C4	-7.26	1.32	1.38
38	BE	32	U	C4'-O4'	-7.26	1.36	1.45
40	BG	61	A	C1'-N9	-7.26	1.36	1.46
40	BG	118	U	O3'-P	-7.26	1.52	1.61

Continued on next page...

Continued from previous page...

Mol	Chain	Res	Type	Atoms	Z	Observed(Å)	Ideal(Å)
40	BG	118	U	C3'-C2'	-7.26	1.44	1.52
85	AA	310	U	P-O5'	-7.26	1.52	1.59
85	AA	1207	C	P-O5'	-7.26	1.52	1.59
85	AA	1281	G	C5-C4	-7.26	1.33	1.38
34	BA	1413	G	N7-C5	-7.26	1.34	1.39
34	BA	1590	G	N1-C2	-7.26	1.31	1.37
35	BB	1237	C	O3'-P	-7.26	1.52	1.61
35	BB	1524	G	C2'-C1'	-7.26	1.45	1.53
36	BC	18	G	C2-N2	-7.26	1.27	1.34
38	BE	198	A	C2'-C1'	-7.26	1.45	1.53
85	AA	102	A	C2'-C1'	-7.26	1.45	1.53
34	BA	830	U	C2'-C1'	-7.26	1.45	1.53
35	BB	808	U	N3-C4	-7.26	1.31	1.38
85	AA	1116	G	C2'-C1'	-7.26	1.45	1.53
34	BA	1334	G	C2'-C1'	-7.26	1.45	1.53
35	BB	598	C	C2'-C1'	-7.26	1.45	1.53
35	BB	648	G	C2'-C1'	-7.26	1.45	1.53
35	BB	801	G	P-O5'	-7.26	1.52	1.59
35	BB	1109	A	C2'-C1'	-7.26	1.45	1.53
35	BB	1194	A	N7-C5	-7.26	1.34	1.39
85	AA	105	A	C1'-N9	-7.26	1.36	1.46
85	AA	329	G	C2'-C1'	-7.26	1.45	1.53
85	AA	1216	A	C5'-C4'	-7.26	1.42	1.51
35	BB	485	U	C3'-C2'	-7.25	1.44	1.52
35	BB	543	G	C6-N1	-7.25	1.34	1.39
35	BB	1023	G	C2'-C1'	-7.25	1.45	1.53
85	AA	488	G	N9-C8	-7.25	1.32	1.37
85	AA	1137	C	O3'-P	-7.25	1.52	1.61
85	AA	2181	G	O4'-C1'	-7.25	1.32	1.41
34	BA	1840	C	C4'-C3'	-7.25	1.45	1.53
35	BB	669	A	N7-C5	-7.25	1.34	1.39
35	BB	1096	G	C5-C4	-7.25	1.33	1.38
37	BD	60	C	C2-N3	-7.25	1.29	1.35
85	AA	736	U	C3'-C2'	-7.25	1.44	1.52
85	AA	2192	A	C5-C4	-7.25	1.33	1.38
34	BA	363	G	O3'-P	-7.25	1.52	1.61
35	BB	675	U	C3'-C2'	-7.25	1.44	1.52
40	BG	31	G	C1'-N9	-7.25	1.36	1.46
40	BG	109	C	C2'-C1'	-7.25	1.45	1.53
85	AA	104	C	C2-N3	-7.25	1.29	1.35
85	AA	1267	A	C2'-C1'	-7.25	1.45	1.53
85	AA	2121	G	C6-N1	-7.25	1.34	1.39

Continued on next page...

Continued from previous page...

Mol	Chain	Res	Type	Atoms	Z	Observed(Å)	Ideal(Å)
34	BA	183	G	C2'-C1'	-7.25	1.45	1.53
35	BB	808	U	P-O5'	-7.25	1.52	1.59
35	BB	1018	U	C3'-C2'	-7.25	1.44	1.52
35	BB	1317	U	P-O5'	-7.25	1.52	1.59
34	BA	134	U	C2'-C1'	-7.25	1.45	1.53
34	BA	308	C	C3'-C2'	-7.25	1.44	1.52
34	BA	394	A	O3'-P	-7.25	1.52	1.61
35	BB	816	U	C4'-C3'	-7.25	1.45	1.53
36	BC	119	G	C1'-N9	-7.25	1.36	1.46
36	BC	140	U	C4-C5	-7.25	1.37	1.43
38	BE	108	U	P-O5'	-7.25	1.52	1.59
34	BA	371	U	C3'-C2'	-7.25	1.44	1.52
34	BA	1454	G	C5-C6	-7.25	1.35	1.42
35	BB	845	C	C2'-C1'	-7.25	1.45	1.53
38	BE	28	C	C3'-C2'	-7.25	1.44	1.52
38	BE	36	U	C2-N3	-7.25	1.32	1.37
85	AA	28	A	N9-C4	-7.25	1.33	1.37
85	AA	197	C	C5'-C4'	7.25	1.60	1.51
85	AA	885	A	C2'-C1'	-7.25	1.45	1.53
85	AA	2072	G	O3'-P	-7.25	1.52	1.61
35	BB	806	U	C2-N3	-7.25	1.32	1.37
36	BC	6	G	C5-C4	-7.25	1.33	1.38
41	BH	31	A	C2'-C1'	-7.25	1.45	1.53
85	AA	518	A	C5'-C4'	7.25	1.60	1.51
85	AA	1125	G	C5-C4	-7.25	1.33	1.38
85	AA	1203	G	O3'-P	-7.25	1.52	1.61
85	AA	1487	G	C5-C4	-7.25	1.33	1.38
85	AA	1687	U	P-O5'	-7.25	1.52	1.59
34	BA	15	G	C5-C6	-7.24	1.35	1.42
34	BA	305	C	O3'-P	-7.24	1.52	1.61
35	BB	90	G	N9-C4	-7.24	1.32	1.38
35	BB	1024	G	N9-C4	7.24	1.43	1.38
36	BC	37	U	C1'-N1	-7.24	1.36	1.46
38	BE	129	G	N9-C4	-7.24	1.32	1.38
38	BE	149	A	N7-C5	-7.24	1.34	1.39
40	BG	118	U	C2'-C1'	-7.24	1.45	1.53
85	AA	819	G	C1'-N9	-7.24	1.36	1.46
86	AB	48	C	O3'-P	-7.24	1.52	1.61
34	BA	1210	A	O3'-P	-7.24	1.52	1.61
35	BB	432	C	C4'-O4'	-7.24	1.36	1.45
35	BB	1440	A	C5-C4	-7.24	1.33	1.38
37	BD	76	U	C2'-C1'	-7.24	1.45	1.53

Continued on next page...

Continued from previous page...

Mol	Chain	Res	Type	Atoms	Z	Observed(Å)	Ideal(Å)
85	AA	128	U	C2'-C1'	-7.24	1.45	1.53
85	AA	307	G	N9-C4	-7.24	1.32	1.38
85	AA	381	A	O3'-P	-7.24	1.52	1.61
85	AA	660	G	C2'-C1'	-7.24	1.45	1.53
34	BA	269	G	C2-N3	-7.24	1.26	1.32
34	BA	1566	G	N7-C5	-7.24	1.34	1.39
35	BB	399	A	N7-C5	-7.24	1.34	1.39
36	BC	52	A	C2'-C1'	-7.24	1.45	1.53
36	BC	63	G	C1'-N9	-7.24	1.36	1.46
41	BH	21	G	N9-C4	-7.24	1.32	1.38
85	AA	752	C	O3'-P	-7.24	1.52	1.61
85	AA	886	A	C4'-C3'	-7.24	1.45	1.53
85	AA	892	C	P-O5'	-7.24	1.52	1.59
85	AA	1222	A	O3'-P	-7.24	1.52	1.61
85	AA	1484	G	C5-C4	-7.24	1.33	1.38
85	AA	1841	G	O3'-P	-7.24	1.52	1.61
34	BA	805	A	N3-C4	-7.24	1.30	1.34
34	BA	854	A	P-O5'	-7.24	1.52	1.59
34	BA	997	U	N3-C4	-7.24	1.31	1.38
35	BB	1102	U	C2'-C1'	-7.24	1.45	1.53
85	AA	256	A	P-O5'	-7.24	1.52	1.59
34	BA	1202	G	C5-C4	-7.24	1.33	1.38
40	BG	36	G	C6-N1	-7.24	1.34	1.39
85	AA	1638	C	O3'-P	-7.24	1.52	1.61
34	BA	3	G	O3'-P	-7.24	1.52	1.61
34	BA	351	A	C4'-C3'	-7.24	1.45	1.53
34	BA	1099	U	C4'-C3'	-7.24	1.45	1.53
34	BA	1105	A	P-O5'	-7.24	1.52	1.59
34	BA	1281	U	N3-C4	-7.24	1.31	1.38
34	BA	1722	U	C2'-C1'	-7.24	1.45	1.53
35	BB	68	G	N3-C4	-7.24	1.30	1.35
85	AA	710	A	N3-C4	-7.24	1.30	1.34
85	AA	2193	A	C4'-C3'	-7.24	1.45	1.53
34	BA	254	U	N3-C4	-7.23	1.31	1.38
34	BA	796	G	C8-N7	-7.23	1.26	1.30
35	BB	868	C	P-O5'	-7.23	1.52	1.59
35	BB	1111	C	P-O5'	-7.23	1.52	1.59
35	BB	1388	A	C1'-N9	-7.23	1.36	1.46
40	BG	45	G	C1'-N9	-7.23	1.36	1.46
34	BA	463	A	C1'-N9	-7.23	1.36	1.46
35	BB	558	U	C2'-C1'	-7.23	1.45	1.53
35	BB	1286	G	N9-C4	-7.23	1.32	1.38

Continued on next page...

Continued from previous page...

Mol	Chain	Res	Type	Atoms	Z	Observed(Å)	Ideal(Å)
41	BH	132	C	O3'-P	-7.23	1.52	1.61
85	AA	480	U	P-O5'	-7.23	1.52	1.59
85	AA	1491	G	O3'-P	-7.23	1.52	1.61
34	BA	312	U	C2-N3	-7.23	1.32	1.37
34	BA	450	G	C4'-C3'	-7.23	1.45	1.53
34	BA	953	G	C6-N1	-7.23	1.34	1.39
35	BB	1355	C	C4'-C3'	-7.23	1.45	1.53
36	BC	129	C	O3'-P	-7.23	1.52	1.61
38	BE	122	G	O3'-P	-7.23	1.52	1.61
85	AA	1156	A	C2'-C1'	-7.23	1.45	1.53
85	AA	1180	C	C4'-C3'	-7.23	1.45	1.53
40	BG	100	G	P-O5'	-7.23	1.52	1.59
41	BH	113	G	C5-C4	-7.23	1.33	1.38
85	AA	882	C	C2'-C1'	-7.23	1.45	1.53
85	AA	2150	G	P-O5'	-7.23	1.52	1.59
35	BB	877	A	O3'-P	-7.23	1.52	1.61
35	BB	1226	G	C5-C4	-7.23	1.33	1.38
85	AA	165	C	C4'-C3'	-7.23	1.45	1.53
85	AA	1168	C	O3'-P	-7.23	1.52	1.61
34	BA	376	U	C3'-C2'	-7.23	1.44	1.52
34	BA	763	U	N1-C6	-7.23	1.31	1.38
34	BA	1149	C	C4-N4	-7.23	1.27	1.33
34	BA	1320	A	C3'-C2'	-7.23	1.44	1.52
34	BA	1385	U	P-O5'	-7.23	1.52	1.59
34	BA	659	U	O3'-P	-7.22	1.52	1.61
34	BA	1181	G	C3'-C2'	-7.22	1.44	1.52
35	BB	553	U	O3'-P	-7.22	1.52	1.61
35	BB	674	C	P-O5'	-7.22	1.52	1.59
35	BB	1004	A	O3'-P	-7.22	1.52	1.61
35	BB	1054	G	P-O5'	-7.22	1.52	1.59
37	BD	96	C	C3'-C2'	-7.22	1.44	1.52
85	AA	35	U	C3'-C2'	-7.22	1.44	1.52
85	AA	2051	G	C2'-C1'	-7.22	1.45	1.53
34	BA	264	A	O3'-P	-7.22	1.52	1.61
34	BA	1225	A	N3-C4	-7.22	1.30	1.34
34	BA	1271	C	C3'-C2'	-7.22	1.44	1.52
34	BA	1646	U	C2'-C1'	-7.22	1.45	1.53
35	BB	518	G	O3'-P	-7.22	1.52	1.61
35	BB	698	C	P-O5'	-7.22	1.52	1.59
35	BB	1506	C	C5'-C4'	7.22	1.60	1.51
36	BC	80	A	N9-C4	-7.22	1.33	1.37
85	AA	95	U	O3'-P	-7.22	1.52	1.61

Continued on next page...

Continued from previous page...

Mol	Chain	Res	Type	Atoms	Z	Observed(Å)	Ideal(Å)
85	AA	379	U	O3'-P	-7.22	1.52	1.61
85	AA	2073	U	C2-N3	-7.22	1.32	1.37
34	BA	18	G	C6-N1	7.22	1.44	1.39
34	BA	735	A	C1'-N9	-7.22	1.36	1.46
35	BB	121	A	O3'-P	-7.22	1.52	1.61
35	BB	1093	C	C2'-C1'	-7.22	1.45	1.53
35	BB	1259	A	N3-C4	-7.22	1.30	1.34
65	Bf	376	ARG	CD-NE	7.22	1.58	1.46
85	AA	365	G	C6-N1	-7.22	1.34	1.39
85	AA	2174	G	C6-N1	-7.22	1.34	1.39
34	BA	1412	G	N7-C5	-7.22	1.34	1.39
35	BB	831	C	P-O5'	-7.22	1.52	1.59
35	BB	1354	C	C5'-C4'	-7.22	1.42	1.51
35	BB	1462	G	C4'-C3'	7.22	1.61	1.53
41	BH	51	C	C2'-C1'	-7.22	1.45	1.53
85	AA	490	A	C4'-C3'	-7.22	1.45	1.53
85	AA	2035	C	O3'-P	-7.22	1.52	1.61
85	AA	2067	A	C2'-C1'	-7.22	1.45	1.53
85	AA	2112	G	P-O5'	-7.22	1.52	1.59
85	AA	2218	G	N9-C8	-7.22	1.32	1.37
34	BA	421	G	C3'-C2'	-7.22	1.44	1.52
35	BB	385	C	O3'-P	-7.22	1.52	1.61
35	BB	388	C	O3'-P	-7.22	1.52	1.61
41	BH	44	A	C5-C4	-7.22	1.33	1.38
85	AA	1371	C	P-O5'	-7.22	1.52	1.59
85	AA	1712	A	C2'-C1'	-7.22	1.45	1.53
85	AA	2083	G	C4'-C3'	-7.22	1.45	1.53
34	BA	239	C	N3-C4	7.22	1.39	1.33
34	BA	1203	G	C6-N1	-7.22	1.34	1.39
35	BB	34	G	N7-C5	-7.22	1.34	1.39
35	BB	66	G	C2'-C1'	-7.22	1.45	1.53
37	BD	66	G	C1'-N9	-7.22	1.36	1.46
38	BE	32	U	C2-N3	-7.22	1.32	1.37
39	BF	37	C	C2'-C1'	-7.22	1.45	1.53
40	BG	104	A	N7-C5	-7.22	1.34	1.39
34	BA	39	C	O3'-P	-7.21	1.52	1.61
34	BA	527	C	C2'-C1'	-7.21	1.45	1.53
34	BA	1529	G	C2-N2	-7.21	1.27	1.34
34	BA	1477	C	O3'-P	-7.21	1.52	1.61
34	BA	1828	A	N7-C5	-7.21	1.34	1.39
35	BB	1286	G	C1'-N9	-7.21	1.36	1.46
35	BB	1294	C	C5'-C4'	-7.21	1.42	1.51

Continued on next page...

Continued from previous page...

Mol	Chain	Res	Type	Atoms	Z	Observed(Å)	Ideal(Å)
40	BG	104	A	C6-N1	-7.21	1.30	1.35
85	AA	1872	G	C2'-C1'	-7.21	1.45	1.53
34	BA	128	C	C2-N3	-7.21	1.29	1.35
34	BA	403	A	O3'-P	-7.21	1.52	1.61
34	BA	891	C	C2-N3	-7.21	1.29	1.35
34	BA	1561	C	C1'-N1	-7.21	1.36	1.46
34	BA	1683	C	N1-C6	-7.21	1.32	1.37
35	BB	80	C	C3'-C2'	-7.21	1.44	1.52
35	BB	487	A	O3'-P	-7.21	1.52	1.61
36	BC	65	G	C2'-C1'	-7.21	1.45	1.53
36	BC	78	G	C5-C4	-7.21	1.33	1.38
40	BG	95	U	N1-C6	-7.21	1.31	1.38
85	AA	1467	U	P-O5'	-7.21	1.52	1.59
85	AA	1470	A	C2'-C1'	-7.21	1.45	1.53
85	AA	2127	G	O3'-P	-7.21	1.52	1.61
34	BA	1562	G	C1'-N9	-7.21	1.36	1.46
35	BB	508	U	C3'-C2'	-7.21	1.44	1.52
35	BB	622	G	C6-N1	-7.21	1.34	1.39
35	BB	626	C	O3'-P	-7.21	1.52	1.61
35	BB	1048	A	C4'-C3'	-7.21	1.45	1.53
35	BB	1194	A	C1'-N9	-7.21	1.36	1.46
85	AA	1269	A	P-O5'	-7.21	1.52	1.59
34	BA	1172	C	O3'-P	-7.21	1.52	1.61
34	BA	1435	A	P-O5'	-7.21	1.52	1.59
34	BA	1467	U	C2-N3	-7.21	1.32	1.37
34	BA	1697	U	O4'-C1'	-7.21	1.32	1.41
85	AA	931	G	C1'-N9	-7.21	1.36	1.46
85	AA	2145	G	N9-C8	-7.21	1.32	1.37
34	BA	116	G	P-O5'	-7.21	1.52	1.59
34	BA	373	G	C2-N2	-7.21	1.27	1.34
34	BA	548	G	P-O5'	-7.21	1.52	1.59
34	BA	718	U	N1-C2	-7.21	1.32	1.38
34	BA	1346	U	P-O5'	-7.21	1.52	1.59
34	BA	1827	C	P-O5'	-7.21	1.52	1.59
35	BB	679	G	C1'-N9	-7.21	1.36	1.46
35	BB	692	G	P-O5'	-7.21	1.52	1.59
37	BD	49	A	O3'-P	-7.21	1.52	1.61
85	AA	1159	C	P-O5'	-7.21	1.52	1.59
85	AA	1680	U	C2-N3	-7.21	1.32	1.37
85	AA	2075	C	C1'-N1	-7.21	1.36	1.46
34	BA	671	C	P-O5'	-7.21	1.52	1.59
34	BA	1233	U	O3'-P	-7.21	1.52	1.61

Continued on next page...

Continued from previous page...

Mol	Chain	Res	Type	Atoms	Z	Observed(Å)	Ideal(Å)
34	BA	1433	U	C3'-C2'	-7.21	1.44	1.52
34	BA	1514	A	O4'-C1'	-7.21	1.32	1.41
40	BG	142	A	C3'-C2'	-7.21	1.44	1.52
41	BH	125	U	C2'-C1'	-7.21	1.45	1.53
85	AA	119	G	C1'-N9	-7.21	1.36	1.46
85	AA	2123	U	C2'-C1'	-7.21	1.45	1.53
34	BA	1830	A	C2'-C1'	-7.20	1.45	1.53
35	BB	15	C	O3'-P	-7.20	1.52	1.61
35	BB	458	U	C2-N3	-7.20	1.32	1.37
35	BB	628	A	C1'-N9	-7.20	1.36	1.46
85	AA	155	U	C2'-C1'	-7.20	1.45	1.53
85	AA	449	G	C1'-N9	-7.20	1.36	1.46
35	BB	73	G	O4'-C1'	-7.20	1.32	1.41
35	BB	1252	G	C1'-N9	-7.20	1.36	1.46
40	BG	91	U	C3'-C2'	-7.20	1.44	1.52
34	BA	1231	C	C2'-C1'	-7.20	1.45	1.53
35	BB	377	A	C4'-C3'	-7.20	1.45	1.53
35	BB	1050	A	C5-C4	-7.20	1.33	1.38
35	BB	1186	A	C1'-N9	-7.20	1.36	1.46
35	BB	1314	G	P-O5'	-7.20	1.52	1.59
40	BG	113	G	O3'-P	-7.20	1.52	1.61
85	AA	506	G	O3'-P	-7.20	1.52	1.61
85	AA	1456	A	C2'-C1'	-7.20	1.45	1.53
85	AA	1848	G	N9-C4	-7.20	1.32	1.38
34	BA	83	G	N9-C4	-7.20	1.32	1.38
34	BA	275	C	P-O5'	-7.20	1.52	1.59
34	BA	333	A	C2'-C1'	-7.20	1.45	1.53
34	BA	1323	G	C2-N2	-7.20	1.27	1.34
35	BB	1171	U	C2-N3	-7.20	1.32	1.37
37	BD	71	G	O3'-P	-7.20	1.52	1.61
37	BD	105	G	C5-C4	-7.20	1.33	1.38
40	BG	71	C	O3'-P	-7.20	1.52	1.61
85	AA	719	C	C2'-C1'	-7.20	1.45	1.53
34	BA	376	U	P-O5'	-7.20	1.52	1.59
35	BB	1033	U	O3'-P	-7.20	1.52	1.61
36	BC	116	C	C3'-C2'	-7.20	1.44	1.52
85	AA	959	C	C4'-C3'	-7.20	1.45	1.53
85	AA	1000	U	O3'-P	-7.20	1.52	1.61
85	AA	1470	A	C1'-N9	-7.20	1.36	1.46
34	BA	875	G	C2-N2	-7.20	1.27	1.34
34	BA	982	A	P-O5'	-7.20	1.52	1.59
34	BA	1417	C	C2-N3	-7.20	1.29	1.35

Continued on next page...

Continued from previous page...

Mol	Chain	Res	Type	Atoms	Z	Observed(Å)	Ideal(Å)
35	BB	625	A	C2'-C1'	-7.20	1.45	1.53
35	BB	1429	A	P-O5'	-7.20	1.52	1.59
35	BB	1437	U	O3'-P	-7.20	1.52	1.61
41	BH	6	U	O3'-P	-7.20	1.52	1.61
85	AA	93	G	N7-C5	-7.20	1.34	1.39
85	AA	413	G	N1-C2	-7.20	1.31	1.37
85	AA	613	G	N9-C4	-7.20	1.32	1.38
85	AA	931	G	P-O5'	-7.20	1.52	1.59
85	AA	1227	A	N3-C4	-7.20	1.30	1.34
85	AA	1509	A	N7-C5	-7.20	1.34	1.39
85	AA	1893	G	N9-C4	-7.20	1.32	1.38
34	BA	724	A	C2'-C1'	-7.19	1.45	1.53
34	BA	1272	U	C2'-C1'	-7.19	1.45	1.53
35	BB	1241	U	P-O5'	-7.19	1.52	1.59
35	BB	1246	C	C2-N3	-7.19	1.29	1.35
35	BB	1302	C	P-O5'	-7.19	1.52	1.59
35	BB	1368	A	C5-C4	-7.19	1.33	1.38
85	AA	1268	C	P-O5'	-7.19	1.52	1.59
34	BA	591	G	N9-C4	-7.19	1.32	1.38
34	BA	816	G	C6-N1	-7.19	1.34	1.39
34	BA	1235	C	P-O5'	-7.19	1.52	1.59
34	BA	1419	A	O3'-P	-7.19	1.52	1.61
34	BA	1696	G	O3'-P	-7.19	1.52	1.61
35	BB	642	G	C3'-C2'	-7.19	1.44	1.52
35	BB	794	G	C3'-C2'	-7.19	1.44	1.52
35	BB	874	G	P-O5'	-7.19	1.52	1.59
40	BG	2	U	O3'-P	-7.19	1.52	1.61
40	BG	172	C	C2'-C1'	-7.19	1.45	1.53
85	AA	1126	G	N1-C2	-7.19	1.31	1.37
34	BA	390	A	C1'-N9	-7.19	1.36	1.46
35	BB	673	C	O3'-P	-7.19	1.52	1.61
35	BB	1006	C	P-O5'	-7.19	1.52	1.59
35	BB	1166	A	O3'-P	-7.19	1.52	1.61
40	BG	118	U	C1'-N1	-7.19	1.36	1.46
41	BH	17	A	N9-C4	-7.19	1.33	1.37
85	AA	20	G	C2-N2	-7.19	1.27	1.34
85	AA	31	C	C3'-C2'	-7.19	1.44	1.52
85	AA	529	G	N7-C5	-7.19	1.34	1.39
85	AA	867	G	N9-C8	-7.19	1.32	1.37
34	BA	336	A	N9-C4	-7.19	1.33	1.37
35	BB	1383	C	O3'-P	-7.19	1.52	1.61
35	BB	1470	G	C2'-C1'	-7.19	1.45	1.53

Continued on next page...

Continued from previous page...

Mol	Chain	Res	Type	Atoms	Z	Observed(Å)	Ideal(Å)
40	BG	152	G	N1-C2	-7.19	1.31	1.37
34	BA	1299	G	P-O5'	-7.19	1.52	1.59
34	BA	1412	G	C1'-N9	-7.19	1.36	1.46
35	BB	63	A	N7-C5	-7.19	1.34	1.39
35	BB	1075	A	N3-C4	-7.19	1.30	1.34
35	BB	1407	U	P-O5'	-7.19	1.52	1.59
38	BE	194	A	C5-C6	-7.19	1.34	1.41
85	AA	409	C	C3'-C2'	-7.19	1.44	1.52
85	AA	1199	C	C5'-C4'	-7.19	1.42	1.51
34	BA	196	A	C4'-C3'	-7.19	1.45	1.53
34	BA	1180	A	O3'-P	-7.19	1.52	1.61
34	BA	1421	A	C1'-N9	-7.19	1.36	1.46
34	BA	1682	A	C4'-C3'	-7.19	1.45	1.53
40	BG	101	G	C6-N1	-7.19	1.34	1.39
40	BG	149	U	C2'-C1'	-7.19	1.45	1.53
34	BA	125	G	C1'-N9	-7.18	1.36	1.46
34	BA	1061	A	P-O5'	-7.18	1.52	1.59
34	BA	1157	A	C2'-C1'	-7.18	1.45	1.53
35	BB	576	A	C5-C4	-7.18	1.33	1.38
35	BB	678	U	C4'-O4'	-7.18	1.36	1.45
40	BG	33	G	N9-C8	-7.18	1.32	1.37
40	BG	40	G	C2'-C1'	-7.18	1.45	1.53
85	AA	654	A	N9-C4	-7.18	1.33	1.37
34	BA	543	A	C4'-C3'	-7.18	1.45	1.53
34	BA	1725	U	O3'-P	-7.18	1.52	1.61
35	BB	1172	U	P-O5'	-7.18	1.52	1.59
35	BB	1248	A	C2'-C1'	-7.18	1.45	1.53
41	BH	33	G	C3'-C2'	-7.18	1.44	1.52
85	AA	684	G	C5-C4	-7.18	1.33	1.38
85	AA	971	U	C2'-C1'	-7.18	1.45	1.53
85	AA	2139	G	C8-N7	-7.18	1.26	1.30
35	BB	1019	C	C4'-C3'	-7.18	1.45	1.53
35	BB	1064	U	O3'-P	-7.18	1.52	1.61
85	AA	210	G	N9-C4	-7.18	1.32	1.38
34	BA	101	G	C2'-C1'	-7.18	1.45	1.53
34	BA	1213	A	C2'-C1'	-7.18	1.45	1.53
34	BA	1776	G	O3'-P	-7.18	1.52	1.61
35	BB	567	G	O3'-P	-7.18	1.52	1.61
35	BB	1003	G	P-O5'	-7.18	1.52	1.59
38	BE	50	G	C6-N1	-7.18	1.34	1.39
40	BG	19	C	P-O5'	-7.18	1.52	1.59
85	AA	339	A	N9-C4	-7.18	1.33	1.37

Continued on next page...

Continued from previous page...

Mol	Chain	Res	Type	Atoms	Z	Observed(Å)	Ideal(Å)
85	AA	817	G	N7-C5	-7.18	1.34	1.39
34	BA	1796	A	C5-C4	-7.18	1.33	1.38
34	BA	525	A	C2'-C1'	-7.18	1.45	1.53
34	BA	1205	A	N9-C4	-7.18	1.33	1.37
34	BA	1239	G	N1-C2	-7.18	1.32	1.37
38	BE	124	G	C2-N2	-7.18	1.27	1.34
40	BG	130	G	C2'-C1'	-7.18	1.45	1.53
41	BH	24	U	P-O5'	-7.18	1.52	1.59
85	AA	97	A	P-O5'	-7.18	1.52	1.59
85	AA	329	G	N9-C4	-7.18	1.32	1.38
85	AA	525	C	O3'-P	-7.18	1.52	1.61
85	AA	918	U	C4'-C3'	-7.18	1.45	1.53
85	AA	1460	G	N9-C8	-7.18	1.32	1.37
34	BA	1163	G	N7-C5	-7.17	1.34	1.39
34	BA	1403	G	N9-C4	-7.17	1.32	1.38
34	BA	1527	G	N9-C4	-7.17	1.32	1.38
35	BB	663	G	C6-N1	-7.17	1.34	1.39
35	BB	1026	G	N7-C5	-7.17	1.34	1.39
37	BD	38	U	P-O5'	-7.17	1.52	1.59
85	AA	49	C	O3'-P	-7.17	1.52	1.61
85	AA	755	G	N9-C4	7.17	1.43	1.38
34	BA	4	A	C3'-C2'	-7.17	1.44	1.52
34	BA	1118	C	C2'-C1'	-7.17	1.45	1.53
85	AA	2133	A	C8-N7	-7.17	1.26	1.31
34	BA	273	G	O3'-P	-7.17	1.52	1.61
34	BA	1485	U	N3-C4	-7.17	1.31	1.38
34	BA	1596	C	P-O5'	-7.17	1.52	1.59
34	BA	1650	G	P-O5'	-7.17	1.52	1.59
35	BB	128	C	P-O5'	-7.17	1.52	1.59
35	BB	372	U	O3'-P	-7.17	1.52	1.61
35	BB	558	U	P-O5'	-7.17	1.52	1.59
38	BE	203	C	C4-C5	-7.17	1.37	1.43
85	AA	108	C	O3'-P	-7.17	1.52	1.61
85	AA	1200	A	C1'-N9	-7.17	1.36	1.46
85	AA	1527	G	O3'-P	-7.17	1.52	1.61
85	AA	1593	C	O3'-P	-7.17	1.52	1.61
85	AA	2229	G	O3'-P	-7.17	1.52	1.61
34	BA	268	U	C1'-N1	-7.17	1.36	1.46
35	BB	1196	A	C2'-C1'	-7.17	1.45	1.53
37	BD	88	U	O3'-P	-7.17	1.52	1.61
34	BA	1010	C	C2-N3	-7.17	1.30	1.35
34	BA	1074	C	C3'-C2'	-7.17	1.44	1.52

Continued on next page...

Continued from previous page...

Mol	Chain	Res	Type	Atoms	Z	Observed(Å)	Ideal(Å)
35	BB	87	G	N9-C4	-7.17	1.32	1.38
35	BB	466	A	O3'-P	-7.17	1.52	1.61
37	BD	62	A	P-O5'	-7.17	1.52	1.59
37	BD	107	G	C2-N2	-7.17	1.27	1.34
85	AA	210	G	C4'-C3'	-7.17	1.45	1.53
34	BA	2	A	N7-C5	-7.17	1.34	1.39
34	BA	934	G	N9-C4	-7.17	1.32	1.38
34	BA	1264	U	O3'-P	-7.17	1.52	1.61
35	BB	1082	A	N7-C5	-7.17	1.34	1.39
35	BB	1262	A	N7-C5	-7.17	1.34	1.39
36	BC	12	A	C1'-N9	-7.17	1.36	1.46
85	AA	925	G	C2'-C1'	-7.17	1.45	1.53
85	AA	1265	C	C2'-C1'	-7.17	1.45	1.53
34	BA	728	A	N7-C5	-7.17	1.34	1.39
34	BA	1161	G	C4'-C3'	7.17	1.61	1.53
34	BA	1652	G	C5-C4	-7.17	1.33	1.38
35	BB	1378	U	N3-C4	-7.17	1.32	1.38
85	AA	178	U	N1-C2	-7.17	1.32	1.38
85	AA	204	U	O3'-P	-7.17	1.52	1.61
85	AA	638	G	P-O5'	-7.17	1.52	1.59
34	BA	321	G	P-O5'	-7.16	1.52	1.59
34	BA	347	A	O3'-P	-7.16	1.52	1.61
34	BA	606	G	C3'-O3'	-7.16	1.32	1.42
34	BA	625	U	P-O5'	-7.16	1.52	1.59
34	BA	989	C	O3'-P	-7.16	1.52	1.61
34	BA	1026	C	C2-N3	-7.16	1.30	1.35
34	BA	1686	G	C4'-C3'	-7.16	1.45	1.53
34	BA	1740	U	P-O5'	-7.16	1.52	1.59
35	BB	137	A	C6-N6	-7.16	1.28	1.33
35	BB	591	A	O3'-P	-7.16	1.52	1.61
35	BB	1243	A	C2'-C1'	-7.16	1.45	1.53
38	BE	4	A	C2'-C1'	-7.16	1.45	1.53
85	AA	1472	G	N9-C4	-7.16	1.32	1.38
85	AA	1502	A	C3'-C2'	-7.16	1.44	1.52
85	AA	2027	U	P-O5'	-7.16	1.52	1.59
34	BA	218	G	C1'-N9	-7.16	1.36	1.46
34	BA	429	G	O3'-P	-7.16	1.52	1.61
34	BA	1701	U	C2'-C1'	-7.16	1.45	1.53
34	BA	786	U	O3'-P	-7.16	1.52	1.61
34	BA	1103	G	N1-C2	-7.16	1.32	1.37
34	BA	1251	A	P-O5'	-7.16	1.52	1.59
34	BA	1593	U	C2-N3	-7.16	1.32	1.37

Continued on next page...

Continued from previous page...

Mol	Chain	Res	Type	Atoms	Z	Observed(Å)	Ideal(Å)
35	BB	1272	G	N7-C5	-7.16	1.34	1.39
39	BF	23	G	N7-C5	-7.16	1.34	1.39
40	BG	80	G	C6-N1	-7.16	1.34	1.39
41	BH	29	G	C5-C6	-7.16	1.35	1.42
85	AA	384	C	C1'-N1	-7.16	1.36	1.46
85	AA	1680	U	P-O5'	-7.16	1.52	1.59
85	AA	1708	A	O3'-P	-7.16	1.52	1.61
34	BA	452	A	C5-C4	-7.16	1.33	1.38
35	BB	4	C	C3'-C2'	7.16	1.60	1.52
35	BB	1299	G	C3'-C2'	-7.16	1.44	1.52
35	BB	1305	A	O3'-P	-7.16	1.52	1.61
38	BE	13	A	N7-C5	-7.16	1.34	1.39
40	BG	35	G	O3'-P	-7.16	1.52	1.61
41	BH	39	G	C5-C4	-7.16	1.33	1.38
41	BH	114	G	C3'-C2'	-7.16	1.44	1.52
85	AA	644	A	N7-C5	-7.16	1.34	1.39
85	AA	1929	G	O3'-P	-7.16	1.52	1.61
34	BA	29	U	C3'-C2'	-7.16	1.44	1.52
34	BA	1845	G	C4'-C3'	-7.16	1.45	1.53
35	BB	94	A	N3-C4	-7.16	1.30	1.34
40	BG	162	A	C5-C4	-7.16	1.33	1.38
85	AA	1460	G	N3-C4	-7.16	1.30	1.35
34	BA	875	G	N9-C8	-7.16	1.32	1.37
34	BA	986	G	C3'-C2'	-7.16	1.44	1.52
34	BA	1493	U	C3'-O3'	7.16	1.52	1.42
34	BA	1806	A	N9-C8	-7.16	1.32	1.37
35	BB	1262	A	C2'-C1'	-7.16	1.45	1.53
41	BH	116	A	O3'-P	-7.16	1.52	1.61
85	AA	88	G	P-O5'	-7.16	1.52	1.59
85	AA	177	A	C3'-C2'	-7.16	1.44	1.52
85	AA	505	U	O4'-C1'	-7.16	1.32	1.41
85	AA	924	A	C2'-C1'	-7.16	1.45	1.53
85	AA	2229	G	N7-C5	-7.16	1.34	1.39
34	BA	735	A	N3-C4	-7.15	1.30	1.34
34	BA	1513	G	N9-C4	7.15	1.43	1.38
35	BB	49	A	N3-C4	-7.15	1.30	1.34
35	BB	976	U	C3'-C2'	-7.15	1.44	1.52
35	BB	1110	G	N7-C5	-7.15	1.34	1.39
35	BB	1294	C	O4'-C1'	-7.15	1.32	1.41
35	BB	1319	U	C5'-C4'	7.15	1.59	1.51
36	BC	91	G	C2'-C1'	-7.15	1.45	1.53
85	AA	302	C	C4'-C3'	7.15	1.61	1.53

Continued on next page...

Continued from previous page...

Mol	Chain	Res	Type	Atoms	Z	Observed(Å)	Ideal(Å)
85	AA	975	G	C3'-C2'	-7.15	1.44	1.52
34	BA	105	U	C2-N3	-7.15	1.32	1.37
34	BA	565	U	C2-N3	-7.15	1.32	1.37
34	BA	579	U	C5'-C4'	-7.15	1.42	1.51
35	BB	379	U	C2-N3	-7.15	1.32	1.37
85	AA	7	G	C2'-C1'	-7.15	1.45	1.53
85	AA	1291	A	P-O5'	-7.15	1.52	1.59
34	BA	1679	C	P-O5'	-7.15	1.52	1.59
35	BB	121	A	C1'-N9	-7.15	1.36	1.46
35	BB	661	G	N9-C4	-7.15	1.32	1.38
35	BB	1446	C	C2-N3	-7.15	1.30	1.35
38	BE	2	G	C1'-N9	-7.15	1.36	1.46
38	BE	2	G	C6-N1	-7.15	1.34	1.39
40	BG	129	G	C6-N1	-7.15	1.34	1.39
41	BH	121	A	N7-C5	-7.15	1.34	1.39
85	AA	627	A	C1'-N9	-7.15	1.36	1.46
85	AA	1723	U	O3'-P	-7.15	1.52	1.61
34	BA	51	C	N3-C4	-7.15	1.28	1.33
35	BB	363	A	C2'-C1'	-7.15	1.45	1.53
35	BB	1137	G	N9-C4	-7.15	1.32	1.38
34	BA	46	C	O3'-P	-7.15	1.52	1.61
34	BA	103	G	C3'-C2'	-7.15	1.44	1.52
34	BA	337	C	C2-N3	-7.15	1.30	1.35
35	BB	119	G	N1-C2	-7.15	1.32	1.37
35	BB	1081	U	N3-C4	-7.15	1.32	1.38
35	BB	1321	G	P-O5'	-7.15	1.52	1.59
38	BE	62	C	C3'-C2'	-7.15	1.44	1.52
40	BG	65	C	C2-N3	-7.15	1.30	1.35
85	AA	4	C	C3'-C2'	-7.15	1.44	1.52
85	AA	249	C	C3'-C2'	-7.15	1.44	1.52
85	AA	309	G	N1-C2	-7.15	1.32	1.37
85	AA	1345	C	P-O5'	-7.15	1.52	1.59
85	AA	1466	U	C2-N3	-7.15	1.32	1.37
34	BA	803	U	O3'-P	-7.15	1.52	1.61
34	BA	1194	G	N9-C4	-7.15	1.32	1.38
35	BB	432	C	O3'-P	-7.15	1.52	1.61
38	BE	38	C	C2'-C1'	-7.15	1.45	1.53
34	BA	909	G	O4'-C1'	-7.14	1.32	1.41
34	BA	1089	U	O3'-P	-7.14	1.52	1.61
35	BB	409	U	O3'-P	-7.14	1.52	1.61
35	BB	981	A	N3-C4	-7.14	1.30	1.34
35	BB	1229	A	P-O5'	-7.14	1.52	1.59

Continued on next page...

Continued from previous page...

Mol	Chain	Res	Type	Atoms	Z	Observed(Å)	Ideal(Å)
35	BB	1515	C	C3'-C2'	-7.14	1.44	1.52
85	AA	63	G	C2-N2	-7.14	1.27	1.34
34	BA	445	C	O3'-P	-7.14	1.52	1.61
34	BA	664	C	O3'-P	-7.14	1.52	1.61
34	BA	687	G	C1'-N9	-7.14	1.36	1.46
34	BA	703	U	C3'-C2'	-7.14	1.44	1.52
35	BB	1127	A	C1'-N9	-7.14	1.36	1.46
34	BA	20	A	C5-C4	-7.14	1.33	1.38
35	BB	26	C	P-O5'	-7.14	1.52	1.59
36	BC	63	G	N7-C5	-7.14	1.34	1.39
39	BF	56	C	C1'-N1	7.14	1.59	1.48
85	AA	548	G	C3'-C2'	-7.14	1.44	1.52
85	AA	747	U	C2'-C1'	-7.14	1.45	1.53
85	AA	909	C	O3'-P	-7.14	1.52	1.61
85	AA	2191	C	C2'-C1'	-7.14	1.45	1.53
34	BA	150	C	O3'-P	-7.14	1.52	1.61
34	BA	435	U	O3'-P	-7.14	1.52	1.61
34	BA	774	A	C4'-C3'	-7.14	1.45	1.53
34	BA	1796	A	N9-C8	-7.14	1.32	1.37
41	BH	132	C	C2'-C1'	-7.14	1.45	1.53
85	AA	10	G	N1-C2	-7.14	1.32	1.37
85	AA	414	C	C3'-C2'	-7.14	1.44	1.52
85	AA	644	A	C8-N7	-7.14	1.26	1.31
85	AA	1554	C	O3'-P	-7.14	1.52	1.61
34	BA	83	G	P-O5'	-7.14	1.52	1.59
34	BA	130	U	C2-N3	-7.14	1.32	1.37
34	BA	200	C	C2'-C1'	-7.14	1.45	1.53
35	BB	838	G	P-O5'	-7.14	1.52	1.59
35	BB	1159	U	C4'-C3'	-7.14	1.45	1.53
36	BC	164	G	C3'-C2'	-7.14	1.44	1.52
40	BG	1	G	O3'-P	-7.14	1.52	1.61
85	AA	850	U	P-O5'	-7.14	1.52	1.59
85	AA	1832	G	C3'-C2'	-7.14	1.44	1.52
34	BA	82	A	O4'-C1'	-7.14	1.32	1.41
34	BA	421	G	C1'-N9	-7.14	1.36	1.46
34	BA	504	A	N9-C8	-7.14	1.32	1.37
34	BA	701	G	C2'-C1'	-7.14	1.45	1.53
34	BA	1592	U	C3'-C2'	-7.14	1.45	1.52
35	BB	62	C	C2'-C1'	-7.14	1.45	1.53
35	BB	1479	C	C3'-C2'	-7.14	1.44	1.52
36	BC	48	A	C1'-N9	-7.14	1.36	1.46
38	BE	23	G	N1-C2	-7.14	1.32	1.37

Continued on next page...

Continued from previous page...

Mol	Chain	Res	Type	Atoms	Z	Observed(Å)	Ideal(Å)
40	BG	58	G	N7-C5	-7.14	1.34	1.39
85	AA	1458	G	C2'-C1'	-7.14	1.45	1.53
85	AA	2071	U	O3'-P	-7.14	1.52	1.61
34	BA	48	C	P-O5'	-7.13	1.52	1.59
34	BA	563	A	O3'-P	-7.13	1.52	1.61
34	BA	1242	A	P-O5'	-7.13	1.52	1.59
34	BA	1472	G	C1'-N9	-7.13	1.36	1.46
34	BA	1530	G	C6-N1	-7.13	1.34	1.39
34	BA	1721	U	N1-C2	-7.13	1.32	1.38
35	BB	102	G	N1-C2	-7.13	1.32	1.37
35	BB	993	A	C1'-N9	-7.13	1.36	1.46
35	BB	1127	A	P-O5'	-7.13	1.52	1.59
85	AA	335	G	N7-C5	-7.13	1.34	1.39
85	AA	383	C	N3-C4	-7.13	1.28	1.33
85	AA	820	G	O3'-P	-7.13	1.52	1.61
85	AA	1474	U	C2'-C1'	-7.13	1.45	1.53
34	BA	380	A	C1'-N9	-7.13	1.36	1.46
34	BA	417	A	C4'-O4'	-7.13	1.36	1.45
34	BA	1041	U	C1'-N1	-7.13	1.36	1.46
34	BA	1439	C	O3'-P	-7.13	1.52	1.61
35	BB	833	G	O3'-P	-7.13	1.52	1.61
36	BC	152	C	C4'-C3'	-7.13	1.45	1.53
38	BE	129	G	C8-N7	-7.13	1.26	1.30
40	BG	51	U	C2-N3	-7.13	1.32	1.37
85	AA	1469	G	C5-C4	-7.13	1.33	1.38
34	BA	156	U	O3'-P	-7.13	1.52	1.61
34	BA	244	A	O3'-P	-7.13	1.52	1.61
34	BA	329	G	C4'-O4'	-7.13	1.36	1.45
34	BA	1400	A	N9-C4	-7.13	1.33	1.37
34	BA	1416	C	C5'-C4'	7.13	1.59	1.51
39	BF	46	G	N1-C2	-7.13	1.32	1.37
85	AA	165	C	C2-N3	-7.13	1.30	1.35
85	AA	291	G	P-O5'	-7.13	1.52	1.59
85	AA	965	G	C3'-C2'	-7.13	1.45	1.52
85	AA	1294	U	O3'-P	-7.13	1.52	1.61
85	AA	1680	U	N3-C4	-7.13	1.32	1.38
34	BA	1070	G	C5-C6	-7.13	1.35	1.42
34	BA	1110	A	C3'-C2'	-7.13	1.45	1.52
35	BB	607	G	O4'-C1'	-7.13	1.32	1.41
35	BB	1014	U	C3'-C2'	-7.13	1.45	1.52
35	BB	1153	G	C5-C4	-7.13	1.33	1.38
36	BC	166	G	O3'-P	-7.13	1.52	1.61

Continued on next page...

Continued from previous page...

Mol	Chain	Res	Type	Atoms	Z	Observed(Å)	Ideal(Å)
85	AA	1486	G	N9-C4	-7.13	1.32	1.38
85	AA	1857	G	C2'-C1'	-7.13	1.45	1.53
34	BA	1033	G	O3'-P	-7.13	1.52	1.61
34	BA	1783	C	O3'-P	-7.13	1.52	1.61
35	BB	110	U	C2'-C1'	-7.13	1.45	1.53
35	BB	132	G	C8-N7	-7.13	1.26	1.30
36	BC	96	A	C5-C4	-7.13	1.33	1.38
36	BC	156	A	C8-N7	-7.13	1.26	1.31
40	BG	72	G	P-O5'	-7.13	1.52	1.59
40	BG	168	A	O3'-P	-7.13	1.52	1.61
85	AA	938	A	N9-C4	-7.13	1.33	1.37
34	BA	451	A	P-O5'	-7.13	1.52	1.59
35	BB	829	C	C2-N3	-7.13	1.30	1.35
85	AA	424	A	C5-C6	-7.13	1.34	1.41
85	AA	751	C	P-O5'	-7.13	1.52	1.59
85	AA	1847	U	O3'-P	-7.13	1.52	1.61
34	BA	89	G	N9-C8	-7.12	1.32	1.37
35	BB	428	G	C6-N1	-7.12	1.34	1.39
36	BC	78	G	C3'-C2'	-7.12	1.45	1.52
34	BA	516	U	C2-N3	-7.12	1.32	1.37
35	BB	658	G	C2'-C1'	-7.12	1.45	1.53
35	BB	1075	A	C1'-N9	-7.12	1.36	1.46
35	BB	1380	G	C1'-N9	-7.12	1.36	1.46
85	AA	129	U	C2-N3	-7.12	1.32	1.37
85	AA	803	C	P-O5'	-7.12	1.52	1.59
34	BA	430	A	O3'-P	-7.12	1.52	1.61
34	BA	617	G	C4'-O4'	-7.12	1.36	1.45
34	BA	930	A	C2'-C1'	-7.12	1.45	1.53
34	BA	1834	A	P-O5'	-7.12	1.52	1.59
35	BB	392	G	N1-C2	-7.12	1.32	1.37
35	BB	782	A	C3'-C2'	-7.12	1.45	1.52
35	BB	1335	G	P-O5'	-7.12	1.52	1.59
35	BB	1513	U	N3-C4	-7.12	1.32	1.38
35	BB	1548	C	C2'-C1'	-7.12	1.45	1.53
37	BD	91	U	C4'-C3'	-7.12	1.45	1.53
38	BE	124	G	C3'-C2'	-7.12	1.45	1.52
85	AA	67	C	O3'-P	-7.12	1.52	1.61
85	AA	685	U	P-O5'	-7.12	1.52	1.59
34	BA	202	A	N9-C4	-7.12	1.33	1.37
34	BA	1093	G	O3'-P	-7.12	1.52	1.61
40	BG	44	G	C2'-C1'	-7.12	1.45	1.53
85	AA	112	A	C4'-C3'	-7.12	1.45	1.53

Continued on next page...

Continued from previous page...

Mol	Chain	Res	Type	Atoms	Z	Observed(Å)	Ideal(Å)
85	AA	1462	A	P-O5'	-7.12	1.52	1.59
85	AA	2222	G	O3'-P	-7.12	1.52	1.61
34	BA	104	A	C3'-C2'	-7.12	1.45	1.52
34	BA	1010	C	P-O5'	-7.12	1.52	1.59
34	BA	1277	G	C3'-C2'	-7.12	1.45	1.52
34	BA	1323	G	C2'-C1'	-7.12	1.45	1.53
34	BA	1451	A	C5-C4	-7.12	1.33	1.38
35	BB	1164	U	C3'-C2'	-7.12	1.45	1.52
35	BB	1297	G	P-O5'	-7.12	1.52	1.59
35	BB	1431	G	C6-N1	-7.12	1.34	1.39
85	AA	767	A	C2'-C1'	-7.12	1.45	1.53
85	AA	1527	G	C2-N2	-7.12	1.27	1.34
85	AA	1709	U	P-O5'	-7.12	1.52	1.59
35	BB	736	G	C2'-C1'	-7.12	1.45	1.53
35	BB	1168	G	O4'-C1'	-7.12	1.32	1.41
85	AA	2075	C	C2-N3	-7.12	1.30	1.35
34	BA	866	C	N3-C4	7.12	1.39	1.33
34	BA	1835	A	C4'-C3'	-7.12	1.45	1.53
41	BH	45	G	O3'-P	-7.12	1.52	1.61
41	BH	123	G	C2-N2	-7.12	1.27	1.34
85	AA	404	A	C2'-C1'	-7.12	1.45	1.53
85	AA	771	A	P-O5'	-7.12	1.52	1.59
34	BA	124	G	C3'-C2'	-7.11	1.45	1.52
34	BA	720	A	C1'-N9	-7.11	1.36	1.46
34	BA	1573	C	P-O5'	-7.11	1.52	1.59
35	BB	477	U	O3'-P	-7.11	1.52	1.61
35	BB	1445	A	O4'-C1'	-7.11	1.32	1.41
40	BG	80	G	N7-C5	-7.11	1.34	1.39
85	AA	247	G	N9-C4	-7.11	1.32	1.38
34	BA	755	G	N3-C4	-7.11	1.30	1.35
35	BB	72	G	C2-N2	-7.11	1.27	1.34
35	BB	1313	C	C2-N3	-7.11	1.30	1.35
85	AA	262	G	C6-N1	-7.11	1.34	1.39
85	AA	439	U	O3'-P	-7.11	1.52	1.61
85	AA	2110	U	C3'-C2'	-7.11	1.45	1.52
34	BA	1406	U	C4'-C3'	-7.11	1.45	1.53
35	BB	27	C	C3'-C2'	-7.11	1.45	1.52
35	BB	124	G	C6-N1	-7.11	1.34	1.39
35	BB	1316	U	C2-N3	-7.11	1.32	1.37
37	BD	48	G	N9-C8	-7.11	1.32	1.37
40	BG	43	U	C2-N3	-7.11	1.32	1.37
85	AA	417	U	N1-C2	-7.11	1.32	1.38

Continued on next page...

Continued from previous page...

Mol	Chain	Res	Type	Atoms	Z	Observed(Å)	Ideal(Å)
85	AA	1134	G	P-O5'	-7.11	1.52	1.59
85	AA	1203	G	C3'-C2'	-7.11	1.45	1.52
85	AA	1209	U	C4'-C3'	-7.11	1.45	1.53
85	AA	2213	A	O3'-P	-7.11	1.52	1.61
34	BA	61	G	O4'-C1'	-7.11	1.32	1.41
34	BA	339	G	O3'-P	-7.11	1.52	1.61
35	BB	842	G	C2'-C1'	-7.11	1.45	1.53
40	BG	6	A	N7-C5	-7.11	1.34	1.39
34	BA	594	G	N7-C5	-7.11	1.34	1.39
34	BA	1409	A	C3'-C2'	-7.11	1.45	1.52
35	BB	619	A	C2'-C1'	-7.11	1.45	1.53
35	BB	1208	G	N7-C5	-7.11	1.34	1.39
36	BC	92	C	O3'-P	-7.11	1.52	1.61
85	AA	349	C	C2'-C1'	-7.11	1.45	1.53
85	AA	1497	U	O3'-P	-7.11	1.52	1.61
85	AA	1538	C	P-O5'	-7.11	1.52	1.59
85	AA	1710	C	O3'-P	-7.11	1.52	1.61
85	AA	2006	G	O3'-P	-7.11	1.52	1.61
34	BA	212	A	C5-C4	-7.11	1.33	1.38
34	BA	333	A	C5-C4	-7.11	1.33	1.38
34	BA	1196	C	C4'-O4'	-7.11	1.36	1.45
34	BA	1650	G	N9-C4	-7.11	1.32	1.38
34	BA	1699	A	O4'-C1'	7.11	1.50	1.41
38	BE	198	A	C5-C4	-7.11	1.33	1.38
85	AA	1976	G	C2-N2	-7.11	1.27	1.34
34	BA	459	U	C2'-C1'	-7.10	1.45	1.53
34	BA	584	A	O4'-C1'	-7.10	1.32	1.41
34	BA	1036	G	C6-N1	-7.10	1.34	1.39
34	BA	1046	G	O3'-P	-7.10	1.52	1.61
34	BA	1153	C	C2'-C1'	-7.10	1.45	1.53
85	AA	351	C	C2'-C1'	-7.10	1.45	1.53
85	AA	617	C	O3'-P	-7.10	1.52	1.61
85	AA	675	A	C2'-C1'	-7.10	1.45	1.53
34	BA	88	C	C3'-C2'	-7.10	1.45	1.52
34	BA	1054	U	O3'-P	-7.10	1.52	1.61
34	BA	1309	U	O3'-P	-7.10	1.52	1.61
35	BB	1369	A	C5-C4	-7.10	1.33	1.38
41	BH	119	U	C5'-C4'	-7.10	1.42	1.51
85	AA	29	U	C2-N3	-7.10	1.32	1.37
85	AA	1301	C	O3'-P	-7.10	1.52	1.61
85	AA	1305	A	P-O5'	-7.10	1.52	1.59
85	AA	2060	G	N9-C8	-7.10	1.32	1.37

Continued on next page...

Continued from previous page...

Mol	Chain	Res	Type	Atoms	Z	Observed(Å)	Ideal(Å)
85	AA	2085	C	C1'-N1	-7.10	1.36	1.46
34	BA	125	G	C2'-C1'	-7.10	1.45	1.53
34	BA	126	G	P-O5'	-7.10	1.52	1.59
34	BA	416	A	N3-C4	-7.10	1.30	1.34
34	BA	1253	G	N7-C5	-7.10	1.34	1.39
34	BA	1466	U	O3'-P	-7.10	1.52	1.61
35	BB	1283	C	O3'-P	-7.10	1.52	1.61
41	BH	43	G	P-O5'	-7.10	1.52	1.59
85	AA	2055	G	C2'-C1'	-7.10	1.45	1.53
34	BA	45	A	N3-C4	-7.10	1.30	1.34
34	BA	339	G	C6-N1	-7.10	1.34	1.39
34	BA	752	A	P-O5'	-7.10	1.52	1.59
34	BA	1270	G	C2'-C1'	-7.10	1.45	1.53
34	BA	1504	A	C2'-C1'	-7.10	1.45	1.53
35	BB	812	G	C2'-C1'	-7.10	1.45	1.53
35	BB	861	C	C2'-C1'	-7.10	1.45	1.53
36	BC	156	A	P-O5'	-7.10	1.52	1.59
38	BE	154	A	P-O5'	-7.10	1.52	1.59
40	BG	82	U	P-O5'	-7.10	1.52	1.59
40	BG	176	G	C2'-C1'	-7.10	1.45	1.53
41	BH	5	G	O3'-P	-7.10	1.52	1.61
85	AA	597	A	C8-N7	-7.10	1.26	1.31
85	AA	668	A	C1'-N9	-7.10	1.36	1.46
85	AA	1134	G	C4'-O4'	-7.10	1.36	1.45
85	AA	1897	A	P-O5'	-7.10	1.52	1.59
34	BA	77	C	P-O5'	-7.10	1.52	1.59
35	BB	403	U	C3'-C2'	-7.10	1.45	1.52
35	BB	449	C	C4-N4	-7.10	1.27	1.33
35	BB	1093	C	O3'-P	-7.10	1.52	1.61
85	AA	313	A	C3'-C2'	-7.10	1.45	1.52
85	AA	1848	G	P-O5'	-7.10	1.52	1.59
34	BA	315	U	O3'-P	-7.10	1.52	1.61
34	BA	440	A	C3'-C2'	-7.09	1.45	1.52
34	BA	721	A	N3-C4	-7.09	1.30	1.34
34	BA	1025	A	N3-C4	-7.09	1.30	1.34
34	BA	1599	A	N3-C4	-7.09	1.30	1.34
34	BA	1743	U	O3'-P	-7.09	1.52	1.61
35	BB	500	C	C2'-C1'	-7.09	1.45	1.53
35	BB	643	G	O3'-P	-7.09	1.52	1.61
35	BB	650	A	C5-C4	-7.09	1.33	1.38
36	BC	60	U	P-O5'	-7.09	1.52	1.59
85	AA	80	G	N9-C4	-7.09	1.32	1.38

Continued on next page...

Continued from previous page...

Mol	Chain	Res	Type	Atoms	Z	Observed(Å)	Ideal(Å)
85	AA	436	G	C5-C4	-7.09	1.33	1.38
85	AA	486	G	C2'-C1'	-7.09	1.45	1.53
85	AA	783	C	P-O5'	-7.09	1.52	1.59
34	BA	115	U	O3'-P	-7.09	1.52	1.61
34	BA	898	G	P-O5'	-7.09	1.52	1.59
34	BA	1027	C	C2'-C1'	-7.09	1.45	1.53
35	BB	33	A	N9-C8	-7.09	1.32	1.37
35	BB	538	A	N9-C4	-7.09	1.33	1.37
85	AA	891	G	C5'-C4'	7.09	1.59	1.51
85	AA	1235	G	C1'-N9	-7.09	1.36	1.46
85	AA	1470	A	O3'-P	-7.09	1.52	1.61
85	AA	1679	U	C2'-C1'	-7.09	1.45	1.53
34	BA	519	G	N7-C5	-7.09	1.34	1.39
34	BA	1201	G	C4'-C3'	-7.09	1.45	1.53
34	BA	1285	G	O3'-P	-7.09	1.52	1.61
35	BB	73	G	N3-C4	-7.09	1.30	1.35
35	BB	125	G	P-O5'	-7.09	1.52	1.59
35	BB	536	U	P-O5'	-7.09	1.52	1.59
35	BB	542	A	C5-C4	-7.09	1.33	1.38
35	BB	674	C	C1'-N1	-7.09	1.36	1.46
41	BH	111	U	C3'-C2'	-7.09	1.45	1.52
85	AA	33	U	P-O5'	-7.09	1.52	1.59
85	AA	1485	G	C5-C4	-7.09	1.33	1.38
34	BA	354	G	O3'-P	-7.09	1.52	1.61
35	BB	114	A	N7-C5	-7.09	1.34	1.39
35	BB	1075	A	N7-C5	-7.09	1.34	1.39
35	BB	1321	G	C2'-C1'	-7.09	1.45	1.53
36	BC	39	G	O4'-C1'	-7.09	1.32	1.41
37	BD	14	C	O3'-P	-7.09	1.52	1.61
41	BH	24	U	C1'-N1	-7.09	1.36	1.46
41	BH	38	G	N7-C5	-7.09	1.34	1.39
85	AA	446	C	P-O5'	-7.09	1.52	1.59
85	AA	658	C	O3'-P	-7.09	1.52	1.61
85	AA	750	A	O4'-C1'	-7.09	1.32	1.41
85	AA	1677	A	P-O5'	-7.09	1.52	1.59
35	BB	804	U	C4'-O4'	-7.09	1.36	1.45
35	BB	1095	G	C6-N1	-7.09	1.34	1.39
35	BB	1302	C	C2'-C1'	-7.09	1.45	1.53
35	BB	1320	U	O3'-P	-7.09	1.52	1.61
85	AA	1672	G	O3'-P	-7.09	1.52	1.61
85	AA	1962	U	C3'-C2'	-7.09	1.45	1.52
34	BA	41	U	O3'-P	-7.09	1.52	1.61

Continued on next page...

Continued from previous page...

Mol	Chain	Res	Type	Atoms	Z	Observed(Å)	Ideal(Å)
34	BA	693	G	O3'-P	-7.09	1.52	1.61
34	BA	760	G	C1'-N9	-7.09	1.36	1.46
34	BA	968	G	C5-C4	-7.09	1.33	1.38
34	BA	1150	A	C2'-C1'	-7.09	1.45	1.53
34	BA	1280	A	O3'-P	-7.09	1.52	1.61
34	BA	1806	A	O3'-P	-7.09	1.52	1.61
35	BB	1221	G	C2'-C1'	-7.09	1.45	1.53
37	BD	75	G	C5-C4	-7.09	1.33	1.38
41	BH	4	U	C2'-C1'	-7.09	1.45	1.53
41	BH	35	G	C3'-C2'	-7.09	1.45	1.52
85	AA	1807	A	O3'-P	-7.09	1.52	1.61
34	BA	1431	G	O3'-P	-7.08	1.52	1.61
36	BC	93	C	C4'-C3'	-7.08	1.45	1.53
85	AA	421	G	P-O5'	-7.08	1.52	1.59
85	AA	1700	C	C2-N3	-7.08	1.30	1.35
34	BA	1618	A	C1'-N9	-7.08	1.36	1.46
34	BA	1807	G	C2'-C1'	-7.08	1.45	1.53
35	BB	7	C	C1'-N1	-7.08	1.36	1.46
35	BB	444	U	N3-C4	-7.08	1.32	1.38
35	BB	997	G	O3'-P	-7.08	1.52	1.61
35	BB	1478	G	C2'-C1'	-7.08	1.45	1.53
37	BD	12	U	C3'-C2'	-7.08	1.45	1.52
85	AA	1209	U	C2'-C1'	-7.08	1.45	1.53
34	BA	1163	G	N1-C2	-7.08	1.32	1.37
34	BA	1177	C	C3'-C2'	-7.08	1.45	1.52
34	BA	1282	G	N3-C4	-7.08	1.30	1.35
34	BA	1288	U	P-O5'	-7.08	1.52	1.59
34	BA	1516	G	N1-C2	-7.08	1.32	1.37
37	BD	77	A	C2'-C1'	-7.08	1.45	1.53
85	AA	1024	G	O3'-P	-7.08	1.52	1.61
35	BB	1067	G	N9-C4	-7.08	1.32	1.38
35	BB	1321	G	C1'-N9	-7.08	1.36	1.46
34	BA	979	G	C1'-N9	-7.08	1.36	1.46
34	BA	1284	G	N7-C5	-7.08	1.35	1.39
34	BA	1295	U	P-O5'	-7.08	1.52	1.59
35	BB	988	G	N9-C4	-7.08	1.32	1.38
85	AA	1153	G	N9-C8	-7.08	1.32	1.37
85	AA	1674	G	O3'-P	-7.08	1.52	1.61
85	AA	2237	G	O3'-P	-7.08	1.52	1.61
34	BA	1156	U	N3-C4	-7.08	1.32	1.38
34	BA	1285	G	N1-C2	-7.08	1.32	1.37
34	BA	1416	C	C2'-C1'	-7.08	1.45	1.53

Continued on next page...

Continued from previous page...

Mol	Chain	Res	Type	Atoms	Z	Observed(Å)	Ideal(Å)
37	BD	43	U	C3'-C2'	-7.08	1.45	1.52
37	BD	80	G	C1'-N9	-7.08	1.36	1.46
41	BH	22	A	C1'-N9	-7.08	1.36	1.46
85	AA	11	A	O3'-P	-7.08	1.52	1.61
85	AA	41	G	C3'-C2'	-7.08	1.45	1.52
85	AA	495	G	C5'-C4'	-7.08	1.42	1.51
85	AA	1826	U	O3'-P	-7.08	1.52	1.61
34	BA	480	G	C5-C6	-7.08	1.35	1.42
34	BA	973	U	C4'-O4'	-7.08	1.36	1.45
35	BB	802	G	N9-C4	7.08	1.43	1.38
35	BB	1426	G	C2'-C1'	-7.08	1.45	1.53
38	BE	105	A	C8-N7	-7.08	1.26	1.31
85	AA	439	U	C2'-C1'	-7.08	1.45	1.53
85	AA	493	A	O3'-P	-7.08	1.52	1.61
85	AA	1266	C	C4'-C3'	-7.08	1.45	1.53
85	AA	2053	A	N7-C5	-7.08	1.35	1.39
85	AA	2171	A	P-O5'	-7.08	1.52	1.59
85	AA	2202	G	C2-N2	-7.08	1.27	1.34
34	BA	123	C	C4'-C3'	-7.07	1.45	1.53
34	BA	784	C	C2-N3	-7.07	1.30	1.35
34	BA	856	G	N9-C8	-7.07	1.32	1.37
34	BA	983	A	C1'-N9	-7.07	1.36	1.46
34	BA	992	A	O3'-P	-7.07	1.52	1.61
34	BA	1225	A	C6-N1	-7.07	1.30	1.35
34	BA	1669	C	C2'-C1'	-7.07	1.45	1.53
35	BB	1147	G	C2'-C1'	-7.07	1.45	1.53
35	BB	1343	C	C2'-C1'	-7.07	1.45	1.53
35	BB	1435	G	N3-C4	-7.07	1.30	1.35
35	BB	1490	G	O3'-P	-7.07	1.52	1.61
37	BD	3	G	C3'-C2'	-7.07	1.45	1.52
85	AA	475	A	C5-C4	-7.07	1.33	1.38
85	AA	563	U	P-O5'	-7.07	1.52	1.59
85	AA	1133	C	C3'-C2'	-7.07	1.45	1.52
85	AA	1486	G	C1'-N9	-7.07	1.36	1.46
85	AA	2128	G	C1'-N9	-7.07	1.36	1.46
34	BA	12	G	N3-C4	-7.07	1.30	1.35
34	BA	157	U	P-O5'	-7.07	1.52	1.59
34	BA	739	A	C4'-O4'	-7.07	1.36	1.45
34	BA	927	A	C3'-C2'	-7.07	1.45	1.52
34	BA	1567	G	C5-C4	-7.07	1.33	1.38
34	BA	1722	U	C1'-N1	-7.07	1.36	1.46
35	BB	597	C	C3'-C2'	-7.07	1.45	1.52

Continued on next page...

Continued from previous page...

Mol	Chain	Res	Type	Atoms	Z	Observed(Å)	Ideal(Å)
37	BD	36	C	C2-N3	-7.07	1.30	1.35
85	AA	891	G	N7-C5	-7.07	1.35	1.39
34	BA	68	A	N7-C5	-7.07	1.35	1.39
34	BA	568	G	O3'-P	-7.07	1.52	1.61
34	BA	795	G	N7-C5	-7.07	1.35	1.39
34	BA	857	C	O3'-P	-7.07	1.52	1.61
34	BA	1289	C	O4'-C1'	-7.07	1.32	1.41
37	BD	56	G	C3'-C2'	-7.07	1.45	1.52
40	BG	26	G	C5-C4	-7.07	1.33	1.38
85	AA	714	U	C2-N3	-7.07	1.32	1.37
34	BA	362	G	C6-N1	-7.07	1.34	1.39
35	BB	612	A	C3'-C2'	-7.07	1.45	1.52
37	BD	81	C	C2-N3	-7.07	1.30	1.35
85	AA	448	G	O3'-P	-7.07	1.52	1.61
34	BA	336	A	C5-C4	-7.07	1.33	1.38
34	BA	769	U	P-O5'	-7.07	1.52	1.59
34	BA	1637	G	C6-N1	-7.07	1.34	1.39
34	BA	1714	A	O3'-P	-7.07	1.52	1.61
39	BF	69	A	P-O5'	-7.07	1.52	1.59
85	AA	388	G	O3'-P	-7.07	1.52	1.61
85	AA	426	C	P-O5'	-7.07	1.52	1.59
85	AA	673	A	P-O5'	-7.07	1.52	1.59
85	AA	944	C	C4-C5	-7.07	1.37	1.43
85	AA	1136	A	N9-C8	-7.07	1.32	1.37
85	AA	1816	C	O3'-P	-7.07	1.52	1.61
34	BA	572	G	C8-N7	7.07	1.35	1.30
34	BA	1122	G	N7-C5	-7.07	1.35	1.39
34	BA	1613	G	N1-C2	-7.07	1.32	1.37
35	BB	435	A	O3'-P	-7.07	1.52	1.61
35	BB	518	G	P-O5'	-7.07	1.52	1.59
35	BB	818	U	O4'-C1'	-7.07	1.32	1.41
35	BB	1176	G	C2-N2	-7.07	1.27	1.34
35	BB	1402	U	O3'-P	-7.07	1.52	1.61
37	BD	56	G	N9-C4	-7.07	1.32	1.38
40	BG	166	C	C3'-C2'	-7.07	1.45	1.52
85	AA	244	G	N9-C8	-7.07	1.32	1.37
34	BA	1652	G	C4'-C3'	-7.06	1.45	1.53
35	BB	124	G	N7-C5	-7.06	1.35	1.39
35	BB	677	U	O3'-P	-7.06	1.52	1.61
36	BC	19	A	O3'-P	-7.06	1.52	1.61
41	BH	43	G	O3'-P	-7.06	1.52	1.61
34	BA	48	C	C1'-N1	-7.06	1.36	1.46

Continued on next page...

Continued from previous page...

Mol	Chain	Res	Type	Atoms	Z	Observed(Å)	Ideal(Å)
34	BA	49	A	N3-C4	-7.06	1.30	1.34
34	BA	826	C	O3'-P	-7.06	1.52	1.61
35	BB	1171	U	P-O5'	-7.06	1.52	1.59
36	BC	107	C	C3'-C2'	-7.06	1.45	1.52
36	BC	144	C	C1'-N1	-7.06	1.36	1.46
38	BE	52	U	C2'-C1'	-7.06	1.45	1.53
85	AA	422	G	N7-C5	-7.06	1.35	1.39
85	AA	680	U	C2-N3	-7.06	1.32	1.37
34	BA	147	U	O3'-P	-7.06	1.52	1.61
34	BA	335	C	C3'-C2'	-7.06	1.45	1.52
34	BA	977	G	C2'-C1'	-7.06	1.45	1.53
34	BA	1055	U	C3'-C2'	-7.06	1.45	1.52
34	BA	1477	C	C1'-N1	-7.06	1.36	1.46
85	AA	242	G	C2'-C1'	-7.06	1.45	1.53
85	AA	573	U	C2'-C1'	-7.06	1.45	1.53
34	BA	79	C	C4'-C3'	-7.06	1.45	1.53
34	BA	899	G	N3-C4	-7.06	1.30	1.35
34	BA	1278	A	P-O5'	-7.06	1.52	1.59
34	BA	1473	A	C3'-C2'	-7.06	1.45	1.52
40	BG	111	C	C3'-C2'	-7.06	1.45	1.52
85	AA	11	A	C3'-C2'	-7.06	1.45	1.52
85	AA	600	C	C2'-C1'	-7.06	1.45	1.53
85	AA	1846	G	C6-N1	-7.06	1.34	1.39
34	BA	1794	A	C5'-C4'	7.06	1.59	1.51
35	BB	1019	C	C4-N4	-7.06	1.27	1.33
35	BB	1488	G	C1'-N9	-7.06	1.36	1.46
36	BC	72	A	C4'-C3'	-7.06	1.45	1.53
85	AA	421	G	O3'-P	-7.06	1.52	1.61
85	AA	690	G	C2-N2	-7.06	1.27	1.34
85	AA	1139	G	C6-N1	-7.06	1.34	1.39
35	BB	665	A	N3-C4	-7.06	1.30	1.34
38	BE	114	G	C5-C4	-7.06	1.33	1.38
85	AA	87	C	O3'-P	-7.06	1.52	1.61
34	BA	43	U	C3'-C2'	-7.05	1.45	1.52
34	BA	1049	G	C8-N7	-7.05	1.26	1.30
34	BA	1258	G	C4'-C3'	-7.05	1.45	1.53
35	BB	439	G	C2-N2	-7.05	1.27	1.34
35	BB	1335	G	C5-C4	-7.05	1.33	1.38
35	BB	1428	C	C2-N3	-7.05	1.30	1.35
36	BC	15	G	N9-C8	-7.05	1.32	1.37
38	BE	144	A	O3'-P	-7.05	1.52	1.61
38	BE	161	G	C4'-C3'	-7.05	1.45	1.53

Continued on next page...

Continued from previous page...

Mol	Chain	Res	Type	Atoms	Z	Observed(Å)	Ideal(Å)
85	AA	773	G	P-O5'	-7.05	1.52	1.59
85	AA	1809	G	C2'-C1'	-7.05	1.45	1.53
85	AA	2199	G	C2-N2	-7.05	1.27	1.34
34	BA	1062	G	N9-C4	-7.05	1.32	1.38
34	BA	1178	U	C4'-C3'	-7.05	1.45	1.53
35	BB	645	C	P-O5'	-7.05	1.52	1.59
34	BA	121	A	C1'-N9	-7.05	1.36	1.46
34	BA	611	A	C8-N7	-7.05	1.26	1.31
34	BA	1315	C	C4'-C3'	-7.05	1.45	1.53
34	BA	1327	G	C1'-N9	-7.05	1.36	1.46
35	BB	1104	A	O3'-P	-7.05	1.52	1.61
35	BB	1153	G	C4'-C3'	-7.05	1.45	1.53
35	BB	1200	A	P-O5'	-7.05	1.52	1.59
36	BC	122	A	P-O5'	-7.05	1.52	1.59
37	BD	3	G	P-O5'	-7.05	1.52	1.59
38	BE	93	U	C2-N3	-7.05	1.32	1.37
40	BG	66	C	C3'-C2'	-7.05	1.45	1.52
85	AA	462	A	O3'-P	-7.05	1.52	1.61
85	AA	1517	G	C3'-C2'	-7.05	1.45	1.52
85	AA	1654	G	O3'-P	-7.05	1.52	1.61
85	AA	1662	U	O3'-P	-7.05	1.52	1.61
34	BA	632	U	P-O5'	-7.05	1.52	1.59
35	BB	52	G	O3'-P	-7.05	1.52	1.61
35	BB	614	U	C2'-C1'	-7.05	1.45	1.53
35	BB	1227	G	P-O5'	-7.05	1.52	1.59
37	BD	56	G	P-O5'	-7.05	1.52	1.59
85	AA	1112	G	C5-C6	-7.05	1.35	1.42
85	AA	1547	G	P-O5'	-7.05	1.52	1.59
34	BA	456	G	C5-C4	-7.05	1.33	1.38
34	BA	613	A	C1'-N9	-7.05	1.36	1.46
34	BA	1115	A	O3'-P	-7.05	1.52	1.61
35	BB	648	G	C5-C6	-7.05	1.35	1.42
35	BB	787	A	C5-C4	-7.05	1.33	1.38
85	AA	153	C	C2'-C1'	-7.05	1.45	1.53
34	BA	792	A	O3'-P	-7.05	1.52	1.61
34	BA	1711	G	C5'-C4'	-7.05	1.42	1.51
35	BB	58	G	C6-N1	-7.05	1.34	1.39
38	BE	48	G	N1-C2	-7.05	1.32	1.37
38	BE	175	U	P-O5'	-7.05	1.52	1.59
85	AA	1673	A	O3'-P	-7.05	1.52	1.61
34	BA	672	G	N3-C4	-7.04	1.30	1.35
34	BA	1455	C	C2'-C1'	-7.04	1.45	1.53

Continued on next page...

Continued from previous page...

Mol	Chain	Res	Type	Atoms	Z	Observed(Å)	Ideal(Å)
35	BB	459	U	C4'-C3'	-7.04	1.45	1.53
35	BB	1027	U	C4'-C3'	-7.04	1.45	1.53
35	BB	1159	U	O3'-P	-7.04	1.52	1.61
85	AA	1680	U	O3'-P	-7.04	1.52	1.61
34	BA	74	A	C4'-C3'	-7.04	1.45	1.53
34	BA	96	G	C8-N7	-7.04	1.26	1.30
34	BA	379	C	O3'-P	-7.04	1.52	1.61
34	BA	504	A	C3'-C2'	-7.04	1.45	1.52
34	BA	705	C	C2-N3	-7.04	1.30	1.35
35	BB	423	G	N1-C2	-7.04	1.32	1.37
35	BB	1026	G	C4'-C3'	7.04	1.60	1.53
35	BB	1120	A	C1'-N9	-7.04	1.36	1.46
35	BB	1254	G	N7-C5	-7.04	1.35	1.39
35	BB	1335	G	C2-N2	-7.04	1.27	1.34
35	BB	1375	G	C3'-C2'	-7.04	1.45	1.52
35	BB	1406	C	C2-N3	-7.04	1.30	1.35
85	AA	334	A	C3'-C2'	-7.04	1.45	1.52
34	BA	140	C	P-O5'	-7.04	1.52	1.59
34	BA	306	G	C2'-C1'	-7.04	1.45	1.53
34	BA	1500	G	C2'-C1'	-7.04	1.45	1.53
35	BB	745	C	O3'-P	-7.04	1.52	1.61
37	BD	58	G	O3'-P	-7.04	1.52	1.61
40	BG	48	U	N3-C4	-7.04	1.32	1.38
85	AA	765	U	O3'-P	-7.04	1.52	1.61
85	AA	1465	C	O3'-P	-7.04	1.52	1.61
85	AA	2046	G	O3'-P	-7.04	1.52	1.61
35	BB	1184	C	C2-N3	-7.04	1.30	1.35
40	BG	46	G	C2-N2	-7.04	1.27	1.34
34	BA	126	G	C1'-N9	-7.04	1.36	1.46
34	BA	1422	A	O3'-P	-7.04	1.52	1.61
35	BB	1186	A	O3'-P	-7.04	1.52	1.61
38	BE	109	C	O3'-P	-7.04	1.52	1.61
39	BF	61	A	O3'-P	-7.04	1.52	1.61
85	AA	1652	A	N9-C4	-7.04	1.33	1.37
85	AA	2082	C	N1-C6	-7.04	1.32	1.37
34	BA	411	C	O3'-P	-7.04	1.52	1.61
34	BA	1543	A	C3'-C2'	-7.04	1.45	1.52
35	BB	607	G	C3'-C2'	-7.04	1.45	1.52
35	BB	1180	G	N9-C4	-7.04	1.32	1.38
34	BA	352	G	C4'-C3'	-7.04	1.45	1.53
34	BA	566	G	C6-N1	-7.04	1.34	1.39
34	BA	924	U	C2'-C1'	-7.04	1.45	1.53

Continued on next page...

Continued from previous page...

Mol	Chain	Res	Type	Atoms	Z	Observed(Å)	Ideal(Å)
34	BA	1252	G	N1-C2	-7.04	1.32	1.37
34	BA	1738	G	C2'-C1'	-7.04	1.45	1.53
35	BB	481	A	C2'-C1'	-7.04	1.45	1.53
35	BB	542	A	N3-C4	-7.04	1.30	1.34
35	BB	1052	G	N7-C5	-7.04	1.35	1.39
85	AA	456	A	C3'-C2'	-7.04	1.45	1.52
85	AA	512	U	O3'-P	-7.04	1.52	1.61
85	AA	1669	G	O3'-P	-7.04	1.52	1.61
34	BA	19	G	C4'-C3'	-7.03	1.45	1.53
34	BA	493	G	C3'-C2'	-7.03	1.45	1.52
35	BB	993	A	C8-N7	-7.03	1.26	1.31
35	BB	1398	A	C8-N7	-7.03	1.26	1.31
36	BC	70	C	C1'-N1	-7.03	1.37	1.46
85	AA	11	A	C5'-C4'	-7.03	1.43	1.51
85	AA	157	G	C2-N2	-7.03	1.27	1.34
85	AA	755	G	O3'-P	-7.03	1.52	1.61
85	AA	1482	C	C2'-C1'	-7.03	1.45	1.53
34	BA	78	U	P-O5'	-7.03	1.52	1.59
34	BA	377	G	C2-N2	-7.03	1.27	1.34
40	BG	82	U	C2-N3	-7.03	1.32	1.37
40	BG	163	G	O3'-P	-7.03	1.52	1.61
85	AA	1270	C	N1-C6	-7.03	1.32	1.37
85	AA	1513	U	C2'-C1'	-7.03	1.45	1.53
85	AA	1527	G	N3-C4	-7.03	1.30	1.35
85	AA	2188	C	C4'-C3'	-7.03	1.45	1.53
34	BA	46	C	C4'-C3'	-7.03	1.45	1.53
34	BA	414	A	C1'-N9	-7.03	1.37	1.46
35	BB	29	C	P-O5'	-7.03	1.52	1.59
35	BB	59	U	C4'-C3'	-7.03	1.45	1.53
35	BB	574	G	C6-N1	-7.03	1.34	1.39
35	BB	837	A	C4'-O4'	-7.03	1.36	1.45
35	BB	1281	G	O3'-P	-7.03	1.52	1.61
36	BC	100	U	C3'-C2'	-7.03	1.45	1.52
37	BD	34	C	O3'-P	-7.03	1.52	1.61
41	BH	20	A	C3'-C2'	-7.03	1.45	1.52
41	BH	121	A	C2'-C1'	-7.03	1.45	1.53
85	AA	869	A	O3'-P	-7.03	1.52	1.61
85	AA	2218	G	N9-C4	-7.03	1.32	1.38
34	BA	1247	G	C5-C4	-7.03	1.33	1.38
35	BB	448	G	C2-N2	-7.03	1.27	1.34
41	BH	15	A	C5-C4	-7.03	1.33	1.38
41	BH	20	A	C2'-C1'	-7.03	1.45	1.53

Continued on next page...

Continued from previous page...

Mol	Chain	Res	Type	Atoms	Z	Observed(Å)	Ideal(Å)
85	AA	1693	C	P-O5'	-7.03	1.52	1.59
34	BA	1067	G	C1'-N9	-7.03	1.37	1.46
34	BA	1301	G	C1'-N9	-7.03	1.37	1.46
34	BA	1328	U	C2-N3	-7.03	1.32	1.37
34	BA	1490	U	N1-C2	-7.03	1.32	1.38
35	BB	1013	U	C2'-C1'	-7.03	1.45	1.53
35	BB	1072	C	C2'-C1'	-7.03	1.45	1.53
39	BF	45	G	C2'-C1'	-7.03	1.45	1.53
40	BG	136	G	C1'-N9	-7.03	1.37	1.46
34	BA	196	A	C6-N6	-7.03	1.28	1.33
34	BA	318	U	O3'-P	-7.03	1.52	1.61
34	BA	1469	G	N7-C5	-7.03	1.35	1.39
35	BB	689	C	C2'-C1'	-7.03	1.45	1.53
35	BB	1036	G	C2-N2	-7.03	1.27	1.34
35	BB	1408	G	N9-C8	-7.03	1.32	1.37
38	BE	32	U	C1'-N1	-7.03	1.37	1.46
40	BG	130	G	N9-C4	-7.03	1.32	1.38
85	AA	170	C	C3'-C2'	-7.03	1.45	1.52
85	AA	982	G	C2-N3	-7.03	1.27	1.32
85	AA	1562	U	C4'-C3'	-7.03	1.45	1.53
85	AA	1823	G	P-O5'	-7.03	1.52	1.59
35	BB	1446	C	O3'-P	-7.02	1.52	1.61
85	AA	123	A	C2'-C1'	-7.02	1.45	1.53
34	BA	40	A	N7-C5	-7.02	1.35	1.39
35	BB	792	G	O3'-P	-7.02	1.52	1.61
36	BC	49	G	N1-C2	-7.02	1.32	1.37
38	BE	115	U	C2'-C1'	-7.02	1.45	1.53
38	BE	185	G	N9-C4	-7.02	1.32	1.38
85	AA	188	G	P-O5'	-7.02	1.52	1.59
85	AA	380	C	C2'-C1'	-7.02	1.45	1.53
34	BA	166	G	C3'-C2'	-7.02	1.45	1.52
34	BA	1520	A	C4'-C3'	-7.02	1.45	1.53
35	BB	57	G	C3'-C2'	-7.02	1.45	1.52
35	BB	505	G	N9-C8	-7.02	1.32	1.37
35	BB	1166	A	N9-C4	-7.02	1.33	1.37
34	BA	131	A	N9-C4	-7.02	1.33	1.37
34	BA	183	G	N7-C5	-7.02	1.35	1.39
34	BA	408	U	C2'-C1'	-7.02	1.45	1.53
34	BA	676	G	C1'-N9	-7.02	1.37	1.46
35	BB	438	G	C1'-N9	-7.02	1.37	1.46
35	BB	501	G	C2'-C1'	-7.02	1.45	1.53
35	BB	1395	G	N1-C2	-7.02	1.32	1.37

Continued on next page...

Continued from previous page...

Mol	Chain	Res	Type	Atoms	Z	Observed(Å)	Ideal(Å)
36	BC	15	G	P-O5'	-7.02	1.52	1.59
36	BC	111	C	C4-C5	-7.02	1.37	1.43
85	AA	305	A	C4'-C3'	7.02	1.60	1.53
85	AA	334	A	O3'-P	-7.02	1.52	1.61
85	AA	1517	G	C5'-C4'	-7.02	1.43	1.51
34	BA	43	U	C1'-N1	-7.02	1.37	1.46
34	BA	67	A	C1'-N9	-7.02	1.37	1.46
34	BA	216	C	C3'-C2'	-7.02	1.45	1.52
34	BA	301	U	C1'-N1	-7.02	1.37	1.46
35	BB	580	A	C5'-C4'	7.02	1.59	1.51
35	BB	1027	U	C2'-C1'	-7.02	1.45	1.53
36	BC	6	G	N3-C4	-7.02	1.30	1.35
36	BC	51	A	C5-C6	-7.02	1.34	1.41
40	BG	53	C	O3'-P	-7.02	1.52	1.61
40	BG	109	C	C2-N3	-7.02	1.30	1.35
85	AA	149	A	C2'-C1'	-7.02	1.45	1.53
85	AA	335	G	C3'-C2'	-7.02	1.45	1.52
85	AA	964	C	C5'-C4'	7.02	1.59	1.51
86	AB	70	G	C2'-C1'	-7.02	1.45	1.53
34	BA	289	A	O4'-C1'	-7.02	1.32	1.41
34	BA	1015	G	C2'-C1'	-7.02	1.45	1.53
34	BA	1807	G	N1-C2	-7.02	1.32	1.37
35	BB	139	G	C2'-C1'	-7.02	1.45	1.53
36	BC	5	U	O3'-P	-7.02	1.52	1.61
85	AA	247	G	C5-C4	-7.02	1.33	1.38
85	AA	320	U	O3'-P	-7.02	1.52	1.61
85	AA	1094	G	P-O5'	-7.02	1.52	1.59
85	AA	1497	U	C3'-C2'	-7.02	1.45	1.52
85	AA	2228	G	C1'-N9	-7.02	1.37	1.46
34	BA	319	C	P-O5'	-7.01	1.52	1.59
34	BA	339	G	C5-C4	-7.01	1.33	1.38
34	BA	1547	G	C1'-N9	-7.01	1.37	1.46
35	BB	35	G	C1'-N9	-7.01	1.37	1.46
85	AA	19	A	C2'-C1'	-7.01	1.45	1.53
85	AA	1482	C	C4'-C3'	-7.01	1.45	1.53
85	AA	1812	C	O3'-P	-7.01	1.52	1.61
85	AA	1916	A	P-O5'	-7.01	1.52	1.59
85	AA	2229	G	N1-C2	-7.01	1.32	1.37
34	BA	1704	G	C1'-N9	-7.01	1.37	1.46
40	BG	94	G	O3'-P	-7.01	1.52	1.61
34	BA	1093	G	N1-C2	-7.01	1.32	1.37
34	BA	1094	U	C3'-C2'	-7.01	1.45	1.52

Continued on next page...

Continued from previous page...

Mol	Chain	Res	Type	Atoms	Z	Observed(Å)	Ideal(Å)
35	BB	785	G	C2-N2	-7.01	1.27	1.34
38	BE	5	A	P-O5'	-7.01	1.52	1.59
40	BG	37	G	N7-C5	-7.01	1.35	1.39
40	BG	159	A	C5-C4	-7.01	1.33	1.38
85	AA	1552	U	P-O5'	-7.01	1.52	1.59
34	BA	313	C	P-O5'	-7.01	1.52	1.59
34	BA	326	A	P-O5'	-7.01	1.52	1.59
35	BB	100	A	P-O5'	-7.01	1.52	1.59
35	BB	1029	U	O3'-P	-7.01	1.52	1.61
35	BB	1255	U	P-O5'	-7.01	1.52	1.59
35	BB	1278	A	P-O5'	-7.01	1.52	1.59
36	BC	28	C	O3'-P	-7.01	1.52	1.61
37	BD	113	G	C3'-C2'	-7.01	1.45	1.52
41	BH	23	G	C4'-C3'	-7.01	1.45	1.53
36	BC	97	U	C3'-C2'	-7.01	1.45	1.52
85	AA	323	U	C2-N3	-7.01	1.32	1.37
85	AA	1537	A	C2'-C1'	-7.01	1.45	1.53
85	AA	1570	A	P-O5'	-7.01	1.52	1.59
85	AA	2138	G	N3-C4	-7.01	1.30	1.35
34	BA	912	G	N9-C8	-7.01	1.32	1.37
34	BA	1270	G	C1'-N9	-7.01	1.37	1.46
34	BA	1801	G	C5-C4	-7.01	1.33	1.38
34	BA	1802	C	C1'-N1	-7.01	1.37	1.46
41	BH	106	G	C5-C4	-7.01	1.33	1.38
85	AA	2024	U	O3'-P	-7.01	1.52	1.61
34	BA	106	U	C4'-C3'	-7.00	1.45	1.53
34	BA	1512	C	O3'-P	-7.00	1.52	1.61
36	BC	133	C	C5'-C4'	7.00	1.59	1.51
85	AA	1286	C	O3'-P	-7.00	1.52	1.61
34	BA	429	G	P-O5'	-7.00	1.52	1.59
34	BA	717	U	O3'-P	-7.00	1.52	1.61
34	BA	1333	G	C2'-C1'	-7.00	1.45	1.53
35	BB	458	U	C3'-C2'	-7.00	1.45	1.52
35	BB	484	G	C4'-O4'	-7.00	1.36	1.45
35	BB	1351	G	C5-C4	-7.00	1.33	1.38
35	BB	1404	A	C1'-N9	-7.00	1.37	1.46
40	BG	46	G	N3-C4	-7.00	1.30	1.35
40	BG	90	G	C5-C4	-7.00	1.33	1.38
85	AA	1217	U	C2-N3	-7.00	1.32	1.37
85	AA	2198	G	N7-C5	-7.00	1.35	1.39
34	BA	1167	A	N9-C4	-7.00	1.33	1.37
35	BB	1294	C	C1'-N1	-7.00	1.37	1.46

Continued on next page...

Continued from previous page...

Mol	Chain	Res	Type	Atoms	Z	Observed(Å)	Ideal(Å)
36	BC	41	A	C5-C4	-7.00	1.33	1.38
85	AA	1169	A	C2'-C1'	-7.00	1.45	1.53
85	AA	1472	G	C5-C4	-7.00	1.33	1.38
34	BA	1462	U	C2-N3	-7.00	1.32	1.37
35	BB	58	G	N1-C2	-7.00	1.32	1.37
37	BD	29	C	C3'-C2'	-7.00	1.45	1.52
37	BD	118	C	O3'-P	-7.00	1.52	1.61
85	AA	445	U	P-O5'	-7.00	1.52	1.59
85	AA	1187	G	N9-C4	-7.00	1.32	1.38
85	AA	1450	U	O3'-P	-7.00	1.52	1.61
85	AA	1471	G	C4'-C3'	-7.00	1.45	1.53
34	BA	194	G	N9-C4	-7.00	1.32	1.38
34	BA	367	G	C6-N1	-7.00	1.34	1.39
34	BA	380	A	C2'-C1'	-7.00	1.45	1.53
34	BA	432	A	C1'-N9	-7.00	1.37	1.46
34	BA	531	C	C4'-C3'	-7.00	1.45	1.53
35	BB	676	G	C5-C4	-7.00	1.33	1.38
40	BG	4	A	C3'-C2'	-7.00	1.45	1.52
40	BG	180	C	P-O5'	-7.00	1.52	1.59
85	AA	1485	G	N7-C5	-7.00	1.35	1.39
34	BA	277	A	C3'-C2'	-7.00	1.45	1.52
34	BA	342	U	O3'-P	-7.00	1.52	1.61
34	BA	362	G	P-O5'	-7.00	1.52	1.59
34	BA	487	A	P-O5'	-7.00	1.52	1.59
34	BA	1104	C	C1'-N1	-7.00	1.37	1.46
34	BA	1242	A	O3'-P	-7.00	1.52	1.61
34	BA	1330	G	C3'-C2'	-7.00	1.45	1.52
34	BA	1614	G	N7-C5	-7.00	1.35	1.39
35	BB	665	A	O3'-P	-7.00	1.52	1.61
37	BD	33	U	P-O5'	-7.00	1.52	1.59
85	AA	29	U	C2'-C1'	-7.00	1.45	1.53
85	AA	1988	A	N9-C4	-7.00	1.33	1.37
85	AA	2125	A	C2'-C1'	-7.00	1.45	1.53
34	BA	1219	G	C6-N1	-7.00	1.34	1.39
35	BB	1427	A	N9-C8	-7.00	1.32	1.37
36	BC	44	A	N9-C4	-7.00	1.33	1.37
37	BD	47	U	N3-C4	-7.00	1.32	1.38
85	AA	479	C	C2'-C1'	-7.00	1.45	1.53
85	AA	608	A	C2'-C1'	-7.00	1.45	1.53
34	BA	1270	G	P-O5'	-6.99	1.52	1.59
34	BA	1654	G	C2-N2	-6.99	1.27	1.34
34	BA	1832	A	C2'-C1'	-6.99	1.45	1.53

Continued on next page...

Continued from previous page...

Mol	Chain	Res	Type	Atoms	Z	Observed(Å)	Ideal(Å)
35	BB	491	A	C5-C4	-6.99	1.33	1.38
35	BB	582	G	N3-C4	-6.99	1.30	1.35
85	AA	17	C	C2'-C1'	-6.99	1.45	1.53
85	AA	424	A	N3-C4	-6.99	1.30	1.34
85	AA	1420	U	C5'-C4'	6.99	1.59	1.51
34	BA	354	G	P-O5'	-6.99	1.52	1.59
34	BA	1529	G	O3'-P	-6.99	1.52	1.61
35	BB	830	G	N1-C2	-6.99	1.32	1.37
40	BG	177	U	C3'-C2'	-6.99	1.45	1.52
34	BA	126	G	C6-N1	-6.99	1.34	1.39
34	BA	564	C	C2'-C1'	-6.99	1.45	1.53
34	BA	1243	A	C5-C4	-6.99	1.33	1.38
34	BA	1467	U	C2'-C1'	-6.99	1.45	1.53
34	BA	1499	A	O3'-P	-6.99	1.52	1.61
35	BB	115	A	C4'-O4'	-6.99	1.36	1.45
35	BB	1142	C	C2-N3	-6.99	1.30	1.35
41	BH	119	U	C4'-O4'	-6.99	1.36	1.45
85	AA	688	C	C2-N3	-6.99	1.30	1.35
85	AA	1490	A	C2'-C1'	-6.99	1.45	1.53
85	AA	1579	A	C2'-C1'	-6.99	1.45	1.53
85	AA	1660	U	O3'-P	-6.99	1.52	1.61
85	AA	2068	A	C5'-C4'	6.99	1.59	1.51
34	BA	1063	G	N1-C2	-6.99	1.32	1.37
34	BA	1203	G	N1-C2	-6.99	1.32	1.37
85	AA	3	U	O3'-P	-6.99	1.52	1.61
85	AA	160	A	N9-C4	-6.99	1.33	1.37
85	AA	749	C	P-O5'	-6.99	1.52	1.59
85	AA	812	C	P-O5'	-6.99	1.52	1.59
85	AA	1611	A	O3'-P	-6.99	1.52	1.61
34	BA	68	A	C4'-C3'	-6.99	1.45	1.53
34	BA	937	G	N1-C2	-6.99	1.32	1.37
35	BB	1488	G	N7-C5	-6.99	1.35	1.39
37	BD	85	C	C4'-C3'	-6.99	1.45	1.53
85	AA	65	A	O3'-P	-6.99	1.52	1.61
85	AA	496	C	C2'-C1'	-6.99	1.45	1.53
85	AA	1464	G	C1'-N9	-6.99	1.37	1.46
85	AA	1968	A	N9-C4	-6.99	1.33	1.37
34	BA	61	G	C3'-C2'	-6.99	1.45	1.52
34	BA	386	A	C6-N1	-6.99	1.30	1.35
34	BA	1541	G	C1'-N9	-6.99	1.37	1.46
34	BA	1720	U	C1'-N1	-6.99	1.37	1.46
35	BB	593	A	P-O5'	-6.99	1.52	1.59

Continued on next page...

Continued from previous page...

Mol	Chain	Res	Type	Atoms	Z	Observed(Å)	Ideal(Å)
35	BB	1236	A	C5-C4	-6.99	1.33	1.38
36	BC	120	G	P-O5'	-6.99	1.52	1.59
38	BE	97	G	C2'-C1'	-6.99	1.45	1.53
40	BG	4	A	N1-C2	-6.99	1.28	1.34
85	AA	1599	G	P-O5'	-6.99	1.52	1.59
34	BA	1067	G	C5-C4	-6.98	1.33	1.38
34	BA	205	G	N7-C5	-6.98	1.35	1.39
34	BA	207	A	C2'-C1'	-6.98	1.45	1.53
34	BA	761	U	C5'-C4'	-6.98	1.43	1.51
35	BB	1224	C	O3'-P	-6.98	1.52	1.61
35	BB	1247	C	C2'-C1'	-6.98	1.45	1.53
35	BB	1257	A	N9-C4	-6.98	1.33	1.37
38	BE	58	U	O3'-P	-6.98	1.52	1.61
39	BF	22	U	N1-C6	-6.98	1.31	1.38
41	BH	21	G	N7-C5	-6.98	1.35	1.39
85	AA	94	C	O3'-P	-6.98	1.52	1.61
85	AA	1530	U	P-O5'	-6.98	1.52	1.59
34	BA	150	C	P-O5'	-6.98	1.52	1.59
34	BA	1826	C	C4-N4	-6.98	1.27	1.33
35	BB	42	A	O3'-P	-6.98	1.52	1.61
35	BB	505	G	N1-C2	-6.98	1.32	1.37
35	BB	1176	G	C2'-C1'	-6.98	1.45	1.53
37	BD	46	G	C2'-C1'	-6.98	1.45	1.53
37	BD	72	U	C2-N3	-6.98	1.32	1.37
38	BE	33	C	C4'-C3'	-6.98	1.45	1.53
41	BH	19	G	C2'-C1'	-6.98	1.45	1.53
85	AA	667	A	C5-C4	-6.98	1.33	1.38
85	AA	1824	G	P-O5'	-6.98	1.52	1.59
34	BA	602	G	N7-C5	-6.98	1.35	1.39
34	BA	607	C	C4-N4	-6.98	1.27	1.33
35	BB	447	C	P-O5'	-6.98	1.52	1.59
35	BB	1359	G	C8-N7	-6.98	1.26	1.30
85	AA	414	C	O3'-P	-6.98	1.52	1.61
85	AA	2239	A	C2'-C1'	-6.98	1.45	1.53
34	BA	14	G	C4'-O4'	-6.98	1.36	1.45
34	BA	924	U	C2-N3	-6.98	1.32	1.37
34	BA	1472	G	C3'-C2'	-6.98	1.45	1.52
35	BB	669	A	C2'-C1'	-6.98	1.45	1.53
35	BB	704	G	N1-C2	-6.98	1.32	1.37
35	BB	1356	G	N1-C2	-6.98	1.32	1.37
37	BD	105	G	P-O5'	-6.98	1.52	1.59
38	BE	105	A	C4'-C3'	-6.98	1.45	1.53

Continued on next page...

Continued from previous page...

Mol	Chain	Res	Type	Atoms	Z	Observed(Å)	Ideal(Å)
85	AA	140	C	P-O5'	-6.98	1.52	1.59
34	BA	68	A	O3'-P	-6.98	1.52	1.61
34	BA	428	C	C3'-C2'	-6.98	1.45	1.52
34	BA	1556	A	C4'-O4'	-6.98	1.36	1.45
35	BB	1136	G	C1'-N9	-6.98	1.37	1.46
85	AA	182	C	O3'-P	-6.98	1.52	1.61
85	AA	1604	A	O3'-P	-6.98	1.52	1.61
34	BA	627	U	C2-N3	-6.97	1.32	1.37
34	BA	913	U	C2'-C1'	-6.97	1.45	1.53
34	BA	1331	G	O3'-P	-6.97	1.52	1.61
35	BB	433	C	C3'-C2'	-6.97	1.45	1.52
35	BB	690	C	C1'-N1	-6.97	1.37	1.46
35	BB	1299	G	C4'-C3'	-6.97	1.45	1.53
35	BB	1376	G	C5'-C4'	-6.97	1.43	1.51
39	BF	66	C	P-O5'	-6.97	1.52	1.59
85	AA	492	C	O3'-P	-6.97	1.52	1.61
85	AA	682	C	P-O5'	-6.97	1.52	1.59
85	AA	1200	A	C2'-C1'	-6.97	1.45	1.53
34	BA	383	G	C2-N3	-6.97	1.27	1.32
34	BA	437	G	C8-N7	-6.97	1.26	1.30
34	BA	970	U	O3'-P	-6.97	1.52	1.61
35	BB	499	A	O3'-P	-6.97	1.52	1.61
36	BC	21	U	O3'-P	-6.97	1.52	1.61
85	AA	470	C	N1-C6	-6.97	1.32	1.37
85	AA	476	C	C2-N3	-6.97	1.30	1.35
85	AA	2137	A	N7-C5	-6.97	1.35	1.39
34	BA	629	G	N9-C4	-6.97	1.32	1.38
85	AA	196	U	P-O5'	-6.97	1.52	1.59
85	AA	319	U	P-O5'	-6.97	1.52	1.59
85	AA	1507	G	N3-C4	-6.97	1.30	1.35
34	BA	16	C	O3'-P	-6.97	1.52	1.61
34	BA	1408	C	N1-C6	-6.97	1.32	1.37
35	BB	368	C	C2-N3	-6.97	1.30	1.35
35	BB	660	G	N9-C4	-6.97	1.32	1.38
35	BB	1067	G	C6-N1	-6.97	1.34	1.39
35	BB	1250	A	C3'-C2'	-6.97	1.45	1.52
36	BC	61	A	O3'-P	-6.97	1.52	1.61
38	BE	107	U	P-O5'	-6.97	1.52	1.59
38	BE	128	G	C3'-C2'	-6.97	1.45	1.52
85	AA	1497	U	C2'-C1'	-6.97	1.45	1.53
34	BA	1658	G	O3'-P	-6.97	1.52	1.61
34	BA	1816	G	C5-C6	-6.97	1.35	1.42

Continued on next page...

Continued from previous page...

Mol	Chain	Res	Type	Atoms	Z	Observed(Å)	Ideal(Å)
35	BB	474	G	C2'-C1'	-6.97	1.45	1.53
35	BB	591	A	C1'-N9	-6.97	1.37	1.46
35	BB	1382	U	P-O5'	-6.97	1.52	1.59
40	BG	132	U	C1'-N1	-6.97	1.37	1.46
34	BA	143	A	C2'-C1'	-6.97	1.45	1.53
34	BA	894	G	N1-C2	-6.97	1.32	1.37
34	BA	1611	A	C5-C4	-6.97	1.33	1.38
35	BB	411	A	O3'-P	-6.97	1.52	1.61
35	BB	1281	G	P-O5'	-6.97	1.52	1.59
36	BC	24	G	C4'-C3'	-6.97	1.45	1.53
39	BF	50	C	N1-C6	-6.97	1.32	1.37
40	BG	1	G	C3'-C2'	-6.97	1.45	1.52
40	BG	55	A	C2'-C1'	-6.97	1.45	1.53
85	AA	778	C	P-O5'	-6.97	1.52	1.59
85	AA	881	C	N3-C4	-6.97	1.29	1.33
85	AA	1705	G	N9-C4	-6.97	1.32	1.38
2	A1	100	TYR	CB-CG	-6.96	1.41	1.51
34	BA	346	A	N7-C5	-6.96	1.35	1.39
34	BA	459	U	P-O5'	-6.96	1.52	1.59
34	BA	1262	A	C5'-C4'	-6.96	1.43	1.51
34	BA	1706	A	N7-C5	-6.96	1.35	1.39
36	BC	164	G	C2'-C1'	-6.96	1.45	1.53
40	BG	156	G	C4'-C3'	-6.96	1.45	1.53
85	AA	344	U	C5'-C4'	6.96	1.59	1.51
85	AA	387	U	P-O5'	-6.96	1.52	1.59
85	AA	435	A	O3'-P	-6.96	1.52	1.61
85	AA	513	G	C2'-C1'	-6.96	1.45	1.53
85	AA	553	G	O3'-P	-6.96	1.52	1.61
34	BA	108	A	N3-C4	-6.96	1.30	1.34
34	BA	1427	U	P-O5'	-6.96	1.52	1.59
34	BA	1477	C	C5'-C4'	-6.96	1.43	1.51
37	BD	112	U	O3'-P	-6.96	1.52	1.61
85	AA	517	A	C3'-C2'	-6.96	1.45	1.52
85	AA	1527	G	C6-N1	-6.96	1.34	1.39
85	AA	2082	C	O3'-P	-6.96	1.52	1.61
34	BA	176	G	O3'-P	-6.96	1.52	1.61
34	BA	451	A	N9-C4	-6.96	1.33	1.37
34	BA	616	G	N9-C4	-6.96	1.32	1.38
34	BA	1101	A	C1'-N9	-6.96	1.37	1.46
34	BA	1221	A	C2'-C1'	-6.96	1.45	1.53
35	BB	617	C	N3-C4	-6.96	1.29	1.33
35	BB	901	U	C4'-C3'	-6.96	1.45	1.53

Continued on next page...

Continued from previous page...

Mol	Chain	Res	Type	Atoms	Z	Observed(Å)	Ideal(Å)
35	BB	1071	G	C3'-C2'	-6.96	1.45	1.52
35	BB	1234	G	O3'-P	-6.96	1.52	1.61
35	BB	1438	U	P-O5'	-6.96	1.52	1.59
85	AA	1129	A	O3'-P	-6.96	1.52	1.61
85	AA	1517	G	C2-N2	-6.96	1.27	1.34
85	AA	1991	C	C4'-O4'	-6.96	1.36	1.45
85	AA	2116	U	O3'-P	-6.96	1.52	1.61
34	BA	32	A	C2'-C1'	-6.96	1.45	1.53
34	BA	843	G	N9-C4	6.96	1.43	1.38
34	BA	1572	G	C6-N1	-6.96	1.34	1.39
35	BB	35	G	N9-C8	-6.96	1.32	1.37
35	BB	641	C	C2'-C1'	-6.96	1.45	1.53
35	BB	680	A	P-O5'	-6.96	1.52	1.59
36	BC	59	A	C5-C4	-6.96	1.33	1.38
40	BG	125	C	C3'-C2'	-6.96	1.45	1.52
85	AA	12	U	C2-N3	-6.96	1.32	1.37
85	AA	1228	A	O3'-P	-6.96	1.52	1.61
34	BA	5	C	C2'-C1'	-6.96	1.45	1.53
34	BA	293	A	C5-C4	-6.96	1.33	1.38
34	BA	1507	C	C1'-N1	-6.96	1.37	1.46
34	BA	1697	U	C4-C5	-6.96	1.37	1.43
34	BA	1843	G	P-O5'	-6.96	1.52	1.59
35	BB	617	C	O3'-P	-6.96	1.52	1.61
35	BB	654	C	C2-N3	-6.96	1.30	1.35
35	BB	1272	G	N1-C2	-6.96	1.32	1.37
35	BB	1404	A	N9-C8	-6.96	1.32	1.37
37	BD	8	A	O3'-P	-6.96	1.52	1.61
37	BD	94	C	O3'-P	-6.96	1.52	1.61
40	BG	126	G	C5-C4	-6.96	1.33	1.38
85	AA	80	G	O3'-P	-6.96	1.52	1.61
85	AA	322	A	O3'-P	-6.96	1.52	1.61
85	AA	927	A	C2'-C1'	-6.96	1.45	1.53
85	AA	1495	G	C4'-O4'	-6.96	1.36	1.45
34	BA	818	G	C2'-C1'	-6.96	1.45	1.53
34	BA	927	A	O3'-P	-6.96	1.52	1.61
35	BB	73	G	C5-C4	-6.96	1.33	1.38
35	BB	394	A	C5-C4	-6.96	1.33	1.38
35	BB	1196	A	P-O5'	-6.96	1.52	1.59
36	BC	147	G	N1-C2	-6.96	1.32	1.37
41	BH	17	A	C4'-C3'	-6.96	1.45	1.53
85	AA	962	U	O3'-P	-6.96	1.52	1.61
85	AA	1144	G	O3'-P	-6.96	1.52	1.61

Continued on next page...

Continued from previous page...

Mol	Chain	Res	Type	Atoms	Z	Observed(Å)	Ideal(Å)
34	BA	91	C	C3'-C2'	-6.96	1.45	1.52
34	BA	140	C	O3'-P	-6.96	1.52	1.61
34	BA	704	G	P-O5'	-6.96	1.52	1.59
38	BE	32	U	C4'-C3'	-6.96	1.45	1.53
38	BE	198	A	C1'-N9	-6.96	1.37	1.46
85	AA	665	A	P-O5'	-6.96	1.52	1.59
85	AA	1735	U	O3'-P	-6.96	1.52	1.61
85	AA	2222	G	C6-N1	-6.96	1.34	1.39
34	BA	464	U	O3'-P	-6.95	1.52	1.61
34	BA	502	U	C2-N3	-6.95	1.32	1.37
34	BA	569	C	C3'-C2'	-6.95	1.45	1.52
34	BA	1305	A	P-O5'	-6.95	1.52	1.59
34	BA	1695	G	C2'-C1'	-6.95	1.45	1.53
35	BB	587	A	C5-C4	-6.95	1.33	1.38
40	BG	158	A	O3'-P	-6.95	1.52	1.61
41	BH	133	U	C2-N3	-6.95	1.32	1.37
85	AA	246	C	C2-N3	-6.95	1.30	1.35
85	AA	687	G	O3'-P	-6.95	1.52	1.61
85	AA	1221	G	N3-C4	-6.95	1.30	1.35
85	AA	1829	C	C3'-C2'	-6.95	1.45	1.52
34	BA	585	G	C4'-C3'	-6.95	1.45	1.53
34	BA	1031	U	C2-N3	-6.95	1.32	1.37
35	BB	562	A	C5-C4	-6.95	1.33	1.38
35	BB	705	C	C2-N3	-6.95	1.30	1.35
35	BB	1089	A	C5-C4	-6.95	1.33	1.38
85	AA	159	G	N9-C4	-6.95	1.32	1.38
85	AA	994	A	C4'-C3'	-6.95	1.45	1.53
85	AA	1531	G	C5-C4	-6.95	1.33	1.38
34	BA	456	G	N9-C4	-6.95	1.32	1.38
34	BA	1059	U	C4'-O4'	-6.95	1.36	1.45
35	BB	1224	C	C4'-C3'	-6.95	1.45	1.53
37	BD	79	G	C2-N2	-6.95	1.27	1.34
40	BG	79	U	C3'-C2'	-6.95	1.45	1.52
85	AA	440	U	C2-N3	-6.95	1.32	1.37
85	AA	907	G	N9-C8	-6.95	1.32	1.37
85	AA	962	U	P-O5'	-6.95	1.52	1.59
85	AA	1235	G	N7-C5	-6.95	1.35	1.39
34	BA	447	U	O3'-P	-6.95	1.52	1.61
34	BA	492	G	N9-C8	-6.95	1.32	1.37
34	BA	752	A	C1'-N9	-6.95	1.37	1.46
34	BA	901	C	P-O5'	-6.95	1.52	1.59
35	BB	777	C	O3'-P	-6.95	1.52	1.61

Continued on next page...

Continued from previous page...

Mol	Chain	Res	Type	Atoms	Z	Observed(Å)	Ideal(Å)
35	BB	1160	U	C2-N3	-6.95	1.32	1.37
35	BB	1185	G	C4'-C3'	-6.95	1.45	1.53
36	BC	36	G	C1'-N9	-6.95	1.37	1.46
36	BC	40	A	O3'-P	-6.95	1.52	1.61
38	BE	18	U	C3'-C2'	-6.95	1.45	1.52
85	AA	1221	G	C6-N1	-6.95	1.34	1.39
85	AA	2039	G	C4'-O4'	-6.95	1.36	1.45
34	BA	1437	G	C5-C4	-6.95	1.33	1.38
35	BB	1182	A	O3'-P	-6.95	1.52	1.61
35	BB	1340	U	O3'-P	-6.95	1.52	1.61
38	BE	131	C	C3'-C2'	-6.95	1.45	1.52
85	AA	428	G	C2-N2	-6.95	1.27	1.34
85	AA	662	U	C4'-C3'	-6.95	1.45	1.53
34	BA	441	A	O3'-P	-6.95	1.52	1.61
34	BA	1735	G	C8-N7	-6.95	1.26	1.30
35	BB	788	U	C3'-C2'	-6.95	1.45	1.52
35	BB	1150	A	P-O5'	-6.95	1.52	1.59
38	BE	198	A	P-O5'	-6.95	1.52	1.59
39	BF	30	C	O3'-P	-6.95	1.52	1.61
41	BH	99	G	P-O5'	-6.95	1.52	1.59
41	BH	104	U	C4'-C3'	-6.95	1.45	1.53
85	AA	456	A	N9-C8	-6.95	1.32	1.37
85	AA	1526	G	C1'-N9	-6.95	1.37	1.46
85	AA	1676	G	N7-C5	-6.95	1.35	1.39
85	AA	1692	U	O3'-P	-6.95	1.52	1.61
34	BA	1428	G	C5-C4	-6.94	1.33	1.38
35	BB	73	G	N9-C4	-6.94	1.32	1.38
35	BB	638	G	C5-C4	-6.94	1.33	1.38
36	BC	151	G	C5-C4	-6.94	1.33	1.38
37	BD	45	U	P-O5'	-6.94	1.52	1.59
85	AA	1672	G	C2'-C1'	-6.94	1.45	1.53
86	AB	48	C	C2-N3	-6.94	1.30	1.35
34	BA	1241	U	O3'-P	-6.94	1.52	1.61
35	BB	40	C	C1'-N1	-6.94	1.37	1.46
35	BB	1176	G	C1'-N9	-6.94	1.37	1.46
38	BE	49	A	C3'-C2'	-6.94	1.45	1.52
85	AA	157	G	C5-C4	-6.94	1.33	1.38
85	AA	637	U	P-O5'	-6.94	1.52	1.59
85	AA	2184	A	C1'-N9	-6.94	1.37	1.46
35	BB	498	G	C2'-C1'	-6.94	1.45	1.53
35	BB	658	G	N1-C2	-6.94	1.32	1.37
35	BB	1545	U	P-O5'	-6.94	1.52	1.59

Continued on next page...

Continued from previous page...

Mol	Chain	Res	Type	Atoms	Z	Observed(Å)	Ideal(Å)
85	AA	2239	A	O3'-P	-6.94	1.52	1.61
34	BA	794	G	C6-N1	-6.94	1.34	1.39
35	BB	390	G	C2'-C1'	-6.94	1.45	1.53
85	AA	404	A	C4'-O4'	-6.94	1.36	1.45
25	AR	48	GLY	CA-C	-6.94	1.40	1.51
34	BA	34	U	C3'-C2'	-6.94	1.45	1.52
34	BA	469	C	C4'-C3'	-6.94	1.45	1.53
34	BA	619	U	N3-C4	-6.94	1.32	1.38
34	BA	1032	A	N7-C5	-6.94	1.35	1.39
34	BA	1039	G	C2'-C1'	-6.94	1.45	1.53
34	BA	1214	U	C3'-C2'	-6.94	1.45	1.52
34	BA	1379	G	C2-N3	-6.94	1.27	1.32
35	BB	122	U	N3-C4	-6.94	1.32	1.38
36	BC	139	A	C3'-C2'	-6.94	1.45	1.52
37	BD	7	G	C1'-N9	-6.94	1.37	1.46
85	AA	653	A	O3'-P	-6.94	1.52	1.61
85	AA	794	A	C1'-N9	-6.94	1.37	1.46
85	AA	1109	G	C6-N1	-6.94	1.34	1.39
85	AA	2034	G	N7-C5	-6.94	1.35	1.39
35	BB	1179	C	C3'-C2'	-6.94	1.45	1.52
85	AA	654	A	P-O5'	-6.94	1.52	1.59
85	AA	1502	A	P-O5'	-6.94	1.52	1.59
34	BA	58	A	C5-C4	-6.93	1.33	1.38
34	BA	413	A	N9-C8	-6.93	1.32	1.37
34	BA	498	A	P-O5'	-6.93	1.52	1.59
34	BA	755	G	C5-C4	-6.93	1.33	1.38
34	BA	925	G	C2-N2	-6.93	1.27	1.34
34	BA	1190	A	C4'-C3'	-6.93	1.45	1.53
35	BB	558	U	C3'-C2'	-6.93	1.45	1.52
35	BB	1442	C	C2'-C1'	-6.93	1.45	1.53
37	BD	55	A	O3'-P	-6.93	1.52	1.61
41	BH	44	A	P-O5'	-6.93	1.52	1.59
85	AA	493	A	C3'-C2'	-6.93	1.45	1.52
85	AA	1262	A	C3'-C2'	-6.93	1.45	1.52
85	AA	1519	A	O3'-P	-6.93	1.52	1.61
85	AA	1728	G	O3'-P	-6.93	1.52	1.61
34	BA	757	G	C4'-C3'	-6.93	1.45	1.53
34	BA	1040	G	N7-C5	-6.93	1.35	1.39
34	BA	1076	U	N3-C4	-6.93	1.32	1.38
34	BA	1148	U	O3'-P	-6.93	1.52	1.61
34	BA	1285	G	C5-C4	-6.93	1.33	1.38
35	BB	1070	G	N9-C4	-6.93	1.32	1.38

Continued on next page...

Continued from previous page...

Mol	Chain	Res	Type	Atoms	Z	Observed(Å)	Ideal(Å)
35	BB	1277	A	C2'-C1'	-6.93	1.45	1.53
35	BB	1351	G	C1'-N9	-6.93	1.37	1.46
85	AA	364	C	O3'-P	-6.93	1.52	1.61
85	AA	1148	G	C2-N2	-6.93	1.27	1.34
85	AA	1269	A	C2'-C1'	-6.93	1.45	1.53
34	BA	77	C	C2-N3	-6.93	1.30	1.35
34	BA	238	C	N1-C2	-6.93	1.33	1.40
41	BH	47	G	C5-C4	-6.93	1.33	1.38
85	AA	937	G	C3'-C2'	-6.93	1.45	1.52
34	BA	420	A	C8-N7	-6.93	1.26	1.31
34	BA	623	U	O3'-P	-6.93	1.52	1.61
34	BA	726	G	N7-C5	-6.93	1.35	1.39
35	BB	423	G	C2-N2	-6.93	1.27	1.34
35	BB	556	U	P-O5'	-6.93	1.52	1.59
35	BB	750	G	C2'-C1'	-6.93	1.45	1.53
40	BG	5	G	C2'-C1'	-6.93	1.45	1.53
40	BG	115	C	O3'-P	-6.93	1.52	1.61
85	AA	115	U	C2-N3	-6.93	1.32	1.37
85	AA	1373	U	O3'-P	-6.93	1.52	1.61
85	AA	1919	G	O3'-P	-6.93	1.52	1.61
85	AA	2127	G	N9-C8	-6.93	1.32	1.37
85	AA	2240	G	C3'-C2'	-6.93	1.45	1.52
34	BA	258	C	C3'-C2'	-6.93	1.45	1.52
34	BA	1188	U	O3'-P	-6.93	1.52	1.61
34	BA	1341	A	N7-C5	-6.93	1.35	1.39
36	BC	56	G	C2'-C1'	-6.93	1.45	1.53
34	BA	350	C	C3'-C2'	-6.93	1.45	1.52
34	BA	394	A	P-O5'	-6.93	1.52	1.59
34	BA	417	A	C2'-C1'	-6.93	1.45	1.53
34	BA	693	G	C4'-C3'	-6.93	1.45	1.53
34	BA	1431	G	C5-C4	-6.93	1.33	1.38
34	BA	1527	G	C3'-C2'	-6.93	1.45	1.52
34	BA	1561	C	C4'-O4'	-6.93	1.36	1.45
35	BB	814	A	C2'-C1'	-6.93	1.45	1.53
35	BB	1107	C	C3'-C2'	-6.93	1.45	1.52
36	BC	52	A	N7-C5	-6.93	1.35	1.39
38	BE	4	A	N7-C5	-6.93	1.35	1.39
85	AA	600	C	C4'-C3'	6.93	1.60	1.53
85	AA	910	G	C2-N3	-6.93	1.27	1.32
85	AA	1928	A	O3'-P	-6.93	1.52	1.61
34	BA	144	C	C3'-C2'	-6.92	1.45	1.52
34	BA	195	G	N9-C8	-6.92	1.33	1.37

Continued on next page...

Continued from previous page...

Mol	Chain	Res	Type	Atoms	Z	Observed(Å)	Ideal(Å)
34	BA	975	A	P-O5'	-6.92	1.52	1.59
34	BA	1005	C	O3'-P	-6.92	1.52	1.61
34	BA	1009	G	C6-N1	-6.92	1.34	1.39
34	BA	1041	U	C2-N3	-6.92	1.32	1.37
34	BA	1646	U	C3'-C2'	-6.92	1.45	1.52
36	BC	112	G	N3-C4	-6.92	1.30	1.35
37	BD	75	G	N7-C5	-6.92	1.35	1.39
85	AA	410	A	O3'-P	-6.92	1.52	1.61
85	AA	461	G	C8-N7	-6.92	1.26	1.30
85	AA	1451	U	C4-C5	-6.92	1.37	1.43
34	BA	718	U	O3'-P	-6.92	1.52	1.61
40	BG	109	C	C1'-N1	-6.92	1.37	1.46
85	AA	1704	C	O3'-P	-6.92	1.52	1.61
34	BA	3	G	O4'-C1'	-6.92	1.32	1.41
34	BA	26	C	O3'-P	-6.92	1.52	1.61
34	BA	112	C	C4'-O4'	-6.92	1.36	1.45
34	BA	1078	U	P-O5'	-6.92	1.52	1.59
34	BA	1321	A	C5-C4	-6.92	1.33	1.38
35	BB	878	G	C2'-C1'	-6.92	1.45	1.53
35	BB	957	A	P-O5'	-6.92	1.52	1.59
35	BB	1168	G	C4'-C3'	-6.92	1.45	1.53
35	BB	1188	A	O4'-C1'	-6.92	1.32	1.41
35	BB	1313	C	C4'-C3'	-6.92	1.45	1.53
35	BB	1510	G	C1'-N9	-6.92	1.37	1.46
36	BC	165	U	O3'-P	-6.92	1.52	1.61
37	BD	33	U	C4'-C3'	-6.92	1.45	1.53
40	BG	74	G	N7-C5	-6.92	1.35	1.39
85	AA	499	G	N9-C4	-6.92	1.32	1.38
85	AA	700	U	P-O5'	-6.92	1.52	1.59
85	AA	969	U	C5'-C4'	6.92	1.59	1.51
85	AA	1489	G	P-O5'	-6.92	1.52	1.59
85	AA	2198	G	P-O5'	-6.92	1.52	1.59
34	BA	475	A	C2'-C1'	-6.92	1.45	1.53
85	AA	989	U	C2'-C1'	-6.92	1.45	1.53
34	BA	9	A	P-O5'	-6.92	1.52	1.59
34	BA	1409	A	C5-C4	-6.92	1.33	1.38
34	BA	1491	U	N3-C4	-6.92	1.32	1.38
35	BB	808	U	C2-N3	-6.92	1.32	1.37
35	BB	1153	G	C1'-N9	-6.92	1.37	1.46
35	BB	1298	C	C4-N4	-6.92	1.27	1.33
37	BD	9	C	O3'-P	-6.92	1.52	1.61
37	BD	82	G	C4'-O4'	-6.92	1.36	1.45

Continued on next page...

Continued from previous page...

Mol	Chain	Res	Type	Atoms	Z	Observed(Å)	Ideal(Å)
85	AA	2146	G	C6-N1	-6.92	1.34	1.39
34	BA	541	C	C3'-C2'	-6.92	1.45	1.52
34	BA	706	C	C4'-C3'	-6.92	1.45	1.53
34	BA	913	U	P-O5'	-6.92	1.52	1.59
35	BB	511	A	O3'-P	-6.92	1.52	1.61
35	BB	653	G	N9-C4	-6.92	1.32	1.38
35	BB	1143	A	P-O5'	-6.92	1.52	1.59
35	BB	1264	U	O3'-P	-6.92	1.52	1.61
37	BD	25	G	O3'-P	-6.92	1.52	1.61
85	AA	661	C	C2'-C1'	-6.92	1.45	1.53
85	AA	903	G	O3'-P	-6.92	1.52	1.61
34	BA	987	C	O3'-P	-6.92	1.52	1.61
34	BA	1658	G	N9-C8	-6.92	1.33	1.37
34	BA	1701	U	C1'-N1	-6.92	1.37	1.46
35	BB	823	G	C2'-C1'	-6.92	1.45	1.53
35	BB	967	G	C3'-C2'	-6.92	1.45	1.52
35	BB	1293	C	C2-N3	-6.92	1.30	1.35
35	BB	1295	A	C2'-C1'	-6.92	1.45	1.53
85	AA	131	C	O3'-P	-6.92	1.52	1.61
85	AA	389	A	C2'-C1'	-6.92	1.45	1.53
85	AA	673	A	O3'-P	-6.92	1.52	1.61
34	BA	922	C	C3'-C2'	-6.91	1.45	1.52
34	BA	1040	G	N9-C8	-6.91	1.33	1.37
34	BA	1158	A	C5-C4	-6.91	1.33	1.38
34	BA	1300	G	C1'-N9	-6.91	1.37	1.46
34	BA	1341	A	C1'-N9	-6.91	1.37	1.46
34	BA	1555	G	C5-C4	-6.91	1.33	1.38
35	BB	102	G	C5-C4	-6.91	1.33	1.38
35	BB	386	G	O3'-P	-6.91	1.52	1.61
35	BB	1066	G	N7-C5	-6.91	1.35	1.39
35	BB	1227	G	C3'-C2'	-6.91	1.45	1.52
39	BF	47	C	C2-N3	-6.91	1.30	1.35
85	AA	149	A	N9-C4	-6.91	1.33	1.37
85	AA	422	G	O3'-P	-6.91	1.52	1.61
34	BA	65	A	N9-C4	-6.91	1.33	1.37
34	BA	1178	U	C2'-C1'	-6.91	1.45	1.53
85	AA	395	G	N1-C2	-6.91	1.32	1.37
85	AA	1703	A	O3'-P	-6.91	1.52	1.61
34	BA	161	U	P-O5'	-6.91	1.52	1.59
34	BA	745	A	O3'-P	-6.91	1.52	1.61
34	BA	876	C	C1'-N1	-6.91	1.37	1.46
35	BB	391	G	C2'-C1'	-6.91	1.45	1.53

Continued on next page...

Continued from previous page...

Mol	Chain	Res	Type	Atoms	Z	Observed(Å)	Ideal(Å)
35	BB	1295	A	P-O5'	-6.91	1.52	1.59
35	BB	1335	G	O3'-P	-6.91	1.52	1.61
85	AA	90	A	N7-C5	-6.91	1.35	1.39
85	AA	455	G	O4'-C1'	-6.91	1.32	1.41
85	AA	900	G	O3'-P	-6.91	1.52	1.61
85	AA	1665	G	C3'-C2'	-6.91	1.45	1.52
85	AA	1677	A	C2'-C1'	-6.91	1.45	1.53
34	BA	60	A	C2'-C1'	-6.91	1.45	1.53
34	BA	497	U	N3-C4	-6.91	1.32	1.38
34	BA	828	A	N9-C4	-6.91	1.33	1.37
34	BA	1428	G	C2'-C1'	-6.91	1.45	1.53
35	BB	393	A	C1'-N9	-6.91	1.37	1.46
35	BB	615	A	C8-N7	-6.91	1.26	1.31
35	BB	1250	A	C1'-N9	-6.91	1.37	1.46
36	BC	142	C	O3'-P	-6.91	1.52	1.61
40	BG	175	G	C5'-C4'	6.91	1.59	1.51
34	BA	957	A	C2'-C1'	-6.91	1.45	1.53
37	BD	99	G	N3-C4	-6.91	1.30	1.35
34	BA	495	A	C5-C4	-6.91	1.33	1.38
34	BA	822	U	C2'-C1'	-6.91	1.45	1.53
34	BA	958	G	C2-N2	-6.91	1.27	1.34
34	BA	1055	U	O3'-P	-6.91	1.52	1.61
34	BA	1517	U	O3'-P	-6.91	1.52	1.61
34	BA	1816	G	C8-N7	-6.91	1.26	1.30
85	AA	329	G	N9-C8	-6.91	1.33	1.37
85	AA	1458	G	C3'-C2'	-6.91	1.45	1.52
85	AA	1668	G	C2-N3	-6.91	1.27	1.32
34	BA	93	A	C8-N7	-6.90	1.26	1.31
34	BA	484	A	C1'-N9	-6.90	1.37	1.46
37	BD	106	G	C5-C4	-6.90	1.33	1.38
85	AA	5	U	O3'-P	-6.90	1.52	1.61
85	AA	861	G	P-O5'	-6.90	1.52	1.59
34	BA	3	G	C2'-C1'	-6.90	1.45	1.53
34	BA	789	U	C1'-N1	-6.90	1.37	1.46
34	BA	1162	U	C2-N3	-6.90	1.32	1.37
35	BB	1207	C	C4'-C3'	-6.90	1.45	1.53
35	BB	1251	G	N1-C2	-6.90	1.32	1.37
35	BB	1426	G	C2-N2	-6.90	1.27	1.34
85	AA	1238	U	P-O5'	-6.90	1.52	1.59
85	AA	2111	C	P-O5'	-6.90	1.52	1.59
34	BA	233	U	O3'-P	-6.90	1.52	1.61
34	BA	754	G	C4'-C3'	-6.90	1.45	1.53

Continued on next page...

Continued from previous page...

Mol	Chain	Res	Type	Atoms	Z	Observed(Å)	Ideal(Å)
34	BA	1642	A	C3'-C2'	-6.90	1.45	1.52
35	BB	455	G	C6-N1	-6.90	1.34	1.39
37	BD	30	A	C2'-C1'	-6.90	1.45	1.53
38	BE	201	A	O3'-P	-6.90	1.52	1.61
40	BG	97	G	C4'-C3'	-6.90	1.45	1.53
85	AA	2198	G	C6-N1	-6.90	1.34	1.39
34	BA	290	G	C2'-C1'	-6.90	1.45	1.53
34	BA	1837	U	C2'-C1'	-6.90	1.45	1.53
35	BB	1485	G	N7-C5	-6.90	1.35	1.39
37	BD	50	A	N9-C4	-6.90	1.33	1.37
85	AA	97	A	C8-N7	-6.90	1.26	1.31
85	AA	171	U	P-O5'	-6.90	1.52	1.59
85	AA	442	G	N9-C4	-6.90	1.32	1.38
34	BA	76	U	C3'-C2'	-6.90	1.45	1.52
34	BA	87	G	C3'-C2'	-6.90	1.45	1.52
34	BA	1028	A	C1'-N9	-6.90	1.37	1.46
34	BA	1514	A	P-O5'	-6.90	1.52	1.59
38	BE	10	G	N3-C4	-6.90	1.30	1.35
67	Bh	134	PHE	CB-CG	-6.90	1.39	1.51
85	AA	338	G	C5'-C4'	-6.90	1.43	1.51
34	BA	24	C	C2'-C1'	-6.90	1.45	1.53
34	BA	1407	C	O3'-P	-6.90	1.52	1.61
35	BB	1309	A	O3'-P	-6.90	1.52	1.61
85	AA	485	A	C4'-C3'	-6.90	1.45	1.53
34	BA	478	G	C8-N7	-6.89	1.26	1.30
35	BB	803	U	C2'-C1'	-6.89	1.45	1.53
36	BC	127	C	O3'-P	-6.89	1.52	1.61
40	BG	58	G	N9-C4	-6.89	1.32	1.38
34	BA	223	U	C3'-C2'	-6.89	1.45	1.52
34	BA	936	A	C1'-N9	-6.89	1.37	1.46
34	BA	1176	C	C2-N3	-6.89	1.30	1.35
34	BA	1655	G	C5-C4	-6.89	1.33	1.38
34	BA	1701	U	O3'-P	-6.89	1.52	1.61
36	BC	155	C	C2-N3	-6.89	1.30	1.35
37	BD	111	U	O3'-P	-6.89	1.52	1.61
85	AA	583	U	P-O5'	-6.89	1.52	1.59
85	AA	619	A	C2'-C1'	-6.89	1.45	1.53
85	AA	1228	A	N3-C4	-6.89	1.30	1.34
34	BA	55	G	N7-C5	-6.89	1.35	1.39
34	BA	466	G	O3'-P	-6.89	1.52	1.61
34	BA	925	G	P-O5'	-6.89	1.52	1.59
34	BA	1167	A	C1'-N9	-6.89	1.37	1.46

Continued on next page...

Continued from previous page...

Mol	Chain	Res	Type	Atoms	Z	Observed(Å)	Ideal(Å)
35	BB	368	C	C1'-N1	-6.89	1.37	1.46
35	BB	456	A	C2'-C1'	-6.89	1.45	1.53
36	BC	54	G	C6-N1	-6.89	1.34	1.39
85	AA	2140	U	C2-N3	-6.89	1.32	1.37
34	BA	395	G	O4'-C1'	-6.89	1.32	1.41
34	BA	1115	A	N3-C4	-6.89	1.30	1.34
34	BA	1666	U	C3'-C2'	-6.89	1.45	1.52
35	BB	19	C	O3'-P	-6.89	1.52	1.61
35	BB	956	G	P-O5'	-6.89	1.52	1.59
35	BB	1167	C	C2'-C1'	6.89	1.60	1.53
35	BB	1304	U	O3'-P	-6.89	1.52	1.61
39	BF	19	A	C5'-C4'	6.89	1.59	1.51
85	AA	1152	U	O3'-P	-6.89	1.52	1.61
85	AA	1645	G	C3'-C2'	-6.89	1.45	1.52
34	BA	146	G	C6-N1	-6.89	1.34	1.39
35	BB	563	A	C8-N7	-6.89	1.26	1.31
35	BB	870	C	C4-C5	-6.89	1.37	1.43
41	BH	37	U	C4'-O4'	-6.89	1.36	1.45
34	BA	169	C	O3'-P	-6.89	1.52	1.61
34	BA	234	A	N7-C5	-6.89	1.35	1.39
34	BA	505	U	O3'-P	-6.89	1.52	1.61
34	BA	705	C	C1'-N1	-6.89	1.37	1.46
34	BA	1527	G	C2-N2	-6.89	1.27	1.34
34	BA	1544	G	N7-C5	-6.89	1.35	1.39
35	BB	1052	G	C2'-C1'	-6.89	1.45	1.53
35	BB	1069	C	C3'-C2'	-6.89	1.45	1.52
35	BB	1335	G	C2'-C1'	-6.89	1.45	1.53
35	BB	1406	C	C4-N4	-6.89	1.27	1.33
41	BH	133	U	C5'-C4'	-6.89	1.43	1.51
85	AA	186	U	C3'-C2'	-6.89	1.45	1.52
85	AA	416	U	C1'-N1	-6.89	1.37	1.46
85	AA	423	G	C5-C4	-6.89	1.33	1.38
85	AA	514	U	C1'-N1	-6.89	1.37	1.46
85	AA	1485	G	C2'-C1'	-6.89	1.45	1.53
34	BA	151	A	C4'-O4'	6.88	1.54	1.45
35	BB	67	A	O3'-P	-6.88	1.52	1.61
35	BB	1079	G	C3'-C2'	-6.88	1.45	1.52
35	BB	1079	G	C5-C4	-6.88	1.33	1.38
35	BB	1120	A	O3'-P	-6.88	1.52	1.61
35	BB	1356	G	C1'-N9	-6.88	1.37	1.46
35	BB	1414	A	N7-C5	-6.88	1.35	1.39
85	AA	1097	G	P-O5'	-6.88	1.52	1.59

Continued on next page...

Continued from previous page...

Mol	Chain	Res	Type	Atoms	Z	Observed(Å)	Ideal(Å)
34	BA	781	U	C4'-C3'	-6.88	1.45	1.53
34	BA	857	C	O4'-C1'	-6.88	1.32	1.41
34	BA	1593	U	C3'-C2'	-6.88	1.45	1.52
40	BG	130	G	C3'-C2'	-6.88	1.45	1.52
85	AA	1207	C	O3'-P	-6.88	1.52	1.61
85	AA	1895	C	C4'-C3'	-6.88	1.45	1.53
34	BA	595	U	C4'-C3'	6.88	1.60	1.53
34	BA	1190	A	O3'-P	-6.88	1.52	1.61
34	BA	1329	U	C3'-C2'	-6.88	1.45	1.52
35	BB	28	G	C2-N2	-6.88	1.27	1.34
35	BB	395	U	C2'-C1'	-6.88	1.45	1.53
35	BB	505	G	C5-C4	-6.88	1.33	1.38
35	BB	658	G	O3'-P	-6.88	1.52	1.61
35	BB	809	U	N3-C4	-6.88	1.32	1.38
35	BB	869	G	C2-N2	-6.88	1.27	1.34
35	BB	1415	G	O3'-P	-6.88	1.52	1.61
37	BD	31	U	O3'-P	-6.88	1.52	1.61
40	BG	158	A	C2'-C1'	-6.88	1.45	1.53
85	AA	1016	G	N9-C4	-6.88	1.32	1.38
85	AA	2135	A	O3'-P	-6.88	1.52	1.61
34	BA	493	G	C6-N1	-6.88	1.34	1.39
34	BA	747	G	N9-C8	-6.88	1.33	1.37
34	BA	1194	G	O3'-P	-6.88	1.52	1.61
34	BA	1682	A	N7-C5	-6.88	1.35	1.39
35	BB	1158	C	O3'-P	-6.88	1.52	1.61
37	BD	71	G	N1-C2	-6.88	1.32	1.37
40	BG	76	C	P-O5'	-6.88	1.52	1.59
34	BA	15	G	N7-C5	-6.88	1.35	1.39
34	BA	118	C	C2'-C1'	-6.88	1.45	1.53
34	BA	826	C	C3'-C2'	-6.88	1.45	1.52
34	BA	896	U	C4'-C3'	-6.88	1.45	1.53
34	BA	1193	A	C3'-C2'	-6.88	1.45	1.52
34	BA	1210	A	C2'-C1'	-6.88	1.45	1.53
34	BA	1431	G	N9-C4	-6.88	1.32	1.38
34	BA	1661	U	C4'-O4'	-6.88	1.36	1.45
35	BB	703	U	C2-N3	-6.88	1.32	1.37
35	BB	898	U	P-O5'	-6.88	1.52	1.59
39	BF	33	C	C2'-C1'	-6.88	1.45	1.53
39	BF	52	A	N7-C5	-6.88	1.35	1.39
85	AA	285	C	C2'-C1'	-6.88	1.45	1.53
85	AA	1353	U	C5'-C4'	6.88	1.59	1.51
85	AA	1464	G	O4'-C1'	-6.88	1.32	1.41

Continued on next page...

Continued from previous page...

Mol	Chain	Res	Type	Atoms	Z	Observed(Å)	Ideal(Å)
34	BA	885	A	N9-C4	-6.88	1.33	1.37
34	BA	953	G	C5-C4	-6.88	1.33	1.38
35	BB	604	C	C2'-C1'	-6.88	1.45	1.53
35	BB	666	A	C5-C4	-6.88	1.33	1.38
36	BC	57	C	P-O5'	-6.88	1.52	1.59
40	BG	163	G	C8-N7	-6.88	1.26	1.30
85	AA	124	A	P-O5'	-6.88	1.52	1.59
85	AA	438	G	C5-C4	-6.88	1.33	1.38
85	AA	1207	C	C5'-C4'	-6.88	1.43	1.51
85	AA	983	A	N7-C5	-6.88	1.35	1.39
34	BA	355	U	C3'-C2'	-6.87	1.45	1.52
34	BA	371	U	C1'-N1	-6.87	1.37	1.46
34	BA	941	G	P-O5'	-6.87	1.52	1.59
34	BA	1465	C	C2-N3	-6.87	1.30	1.35
34	BA	1557	G	P-O5'	-6.87	1.52	1.59
35	BB	444	U	C1'-N1	-6.87	1.37	1.46
85	AA	139	G	P-O5'	-6.87	1.52	1.59
85	AA	851	G	C8-N7	-6.87	1.26	1.30
85	AA	2017	U	O3'-P	-6.87	1.52	1.61
34	BA	44	U	C4'-C3'	-6.87	1.45	1.53
34	BA	955	G	O3'-P	-6.87	1.52	1.61
35	BB	531	U	C2-N3	-6.87	1.32	1.37
35	BB	550	G	O3'-P	-6.87	1.52	1.61
35	BB	1427	A	C6-N6	-6.87	1.28	1.33
38	BE	10	G	C1'-N9	6.87	1.59	1.48
85	AA	651	G	O3'-P	-6.87	1.52	1.61
85	AA	1067	G	O3'-P	-6.87	1.52	1.61
85	AA	1529	A	O3'-P	-6.87	1.52	1.61
85	AA	1658	G	P-O5'	-6.87	1.52	1.59
34	BA	590	U	C2-N3	-6.87	1.32	1.37
34	BA	1665	G	C2-N2	-6.87	1.27	1.34
35	BB	385	C	C3'-C2'	-6.87	1.45	1.52
35	BB	588	A	P-O5'	-6.87	1.52	1.59
35	BB	795	A	P-O5'	-6.87	1.52	1.59
35	BB	1496	C	C3'-C2'	-6.87	1.45	1.52
40	BG	29	U	C3'-C2'	-6.87	1.45	1.52
85	AA	794	A	C8-N7	-6.87	1.26	1.31
85	AA	1140	G	N9-C4	-6.87	1.32	1.38
34	BA	1004	U	C2-N3	-6.87	1.32	1.37
35	BB	72	G	C2'-C1'	-6.87	1.45	1.53
35	BB	784	C	C2-N3	-6.87	1.30	1.35
35	BB	1204	C	C3'-C2'	-6.87	1.45	1.52

Continued on next page...

Continued from previous page...

Mol	Chain	Res	Type	Atoms	Z	Observed(Å)	Ideal(Å)
35	BB	1494	G	O3'-P	-6.87	1.52	1.61
85	AA	1257	A	O3'-P	-6.87	1.52	1.61
34	BA	34	U	C2'-C1'	-6.87	1.45	1.53
34	BA	50	G	C6-N1	-6.87	1.34	1.39
34	BA	955	G	C3'-C2'	-6.87	1.45	1.52
34	BA	1070	G	C3'-C2'	-6.87	1.45	1.52
35	BB	602	G	N9-C8	-6.87	1.33	1.37
36	BC	164	G	C4'-O4'	-6.87	1.36	1.45
85	AA	862	U	C2-N3	-6.87	1.32	1.37
85	AA	1143	C	C4'-C3'	-6.87	1.45	1.53
85	AA	1621	U	C2'-C1'	-6.87	1.45	1.53
34	BA	235	C	O3'-P	-6.87	1.52	1.61
34	BA	602	G	N3-C4	-6.87	1.30	1.35
34	BA	1399	A	O3'-P	-6.87	1.52	1.61
35	BB	2	C	C2'-C1'	-6.87	1.45	1.53
35	BB	659	C	C4'-O4'	-6.87	1.36	1.45
40	BG	7	U	O3'-P	-6.87	1.52	1.61
40	BG	59	G	C2'-C1'	-6.87	1.45	1.53
40	BG	129	G	C3'-C2'	-6.87	1.45	1.52
41	BH	123	G	C3'-C2'	-6.87	1.45	1.52
85	AA	451	G	O3'-P	-6.87	1.52	1.61
85	AA	889	G	N3-C4	-6.87	1.30	1.35
85	AA	1282	A	C1'-N9	-6.87	1.37	1.46
85	AA	1283	C	C4'-O4'	-6.87	1.36	1.45
85	AA	2176	U	C1'-N1	-6.87	1.37	1.46
34	BA	274	C	C2-N3	-6.86	1.30	1.35
34	BA	418	G	N9-C4	-6.86	1.32	1.38
34	BA	859	G	C5-C4	-6.86	1.33	1.38
34	BA	1515	U	P-O5'	-6.86	1.52	1.59
34	BA	1833	G	N7-C5	-6.86	1.35	1.39
35	BB	554	C	P-O5'	-6.86	1.52	1.59
35	BB	1434	G	C1'-N9	-6.86	1.37	1.46
35	BB	1514	G	O3'-P	-6.86	1.52	1.61
38	BE	130	G	C2-N2	-6.86	1.27	1.34
40	BG	128	U	C2'-C1'	-6.86	1.45	1.53
41	BH	54	U	C2'-C1'	-6.86	1.45	1.53
85	AA	116	G	C1'-N9	-6.86	1.37	1.46
85	AA	689	U	C3'-C2'	-6.86	1.45	1.52
34	BA	1103	G	C3'-C2'	-6.86	1.45	1.52
34	BA	1406	U	O3'-P	-6.86	1.52	1.61
35	BB	1253	U	C2-N3	-6.86	1.32	1.37
35	BB	1324	C	O3'-P	-6.86	1.52	1.61

Continued on next page...

Continued from previous page...

Mol	Chain	Res	Type	Atoms	Z	Observed(Å)	Ideal(Å)
37	BD	94	C	C2'-C1'	-6.86	1.45	1.53
39	BF	42	G	P-O5'	-6.86	1.52	1.59
40	BG	115	C	C1'-N1	-6.86	1.37	1.46
85	AA	30	G	C3'-C2'	-6.86	1.45	1.52
34	BA	23	A	C6-N1	-6.86	1.30	1.35
34	BA	384	U	O3'-P	-6.86	1.52	1.61
34	BA	596	G	C4'-C3'	6.86	1.60	1.53
34	BA	1644	A	P-O5'	-6.86	1.52	1.59
35	BB	1139	A	C1'-N9	-6.86	1.37	1.46
37	BD	62	A	C1'-N9	-6.86	1.37	1.46
39	BF	50	C	O3'-P	-6.86	1.52	1.61
85	AA	385	A	C4'-O4'	-6.86	1.36	1.45
85	AA	750	A	P-O5'	-6.86	1.52	1.59
34	BA	949	C	P-O5'	-6.86	1.52	1.59
35	BB	683	U	P-O5'	-6.86	1.52	1.59
35	BB	1091	C	P-O5'	-6.86	1.52	1.59
38	BE	8	G	C1'-N9	-6.86	1.37	1.46
34	BA	291	C	C5'-C4'	-6.86	1.43	1.51
34	BA	599	U	C4'-C3'	-6.86	1.45	1.53
34	BA	1291	A	P-O5'	-6.86	1.52	1.59
34	BA	1795	A	C3'-C2'	-6.86	1.45	1.52
35	BB	579	A	P-O5'	-6.86	1.52	1.59
37	BD	37	G	C2'-C1'	-6.86	1.45	1.53
39	BF	43	U	P-O5'	-6.86	1.52	1.59
85	AA	186	U	C2'-C1'	-6.86	1.45	1.53
85	AA	709	A	C5-C4	-6.86	1.33	1.38
85	AA	1262	A	P-O5'	-6.86	1.52	1.59
85	AA	1577	G	N7-C5	-6.86	1.35	1.39
85	AA	1648	G	C2'-C1'	-6.86	1.45	1.53
85	AA	2139	G	C1'-N9	-6.86	1.37	1.46
34	BA	315	U	N3-C4	-6.86	1.32	1.38
34	BA	1724	G	C5'-C4'	6.86	1.59	1.51
35	BB	1141	A	C3'-C2'	-6.86	1.45	1.52
35	BB	1508	G	C1'-N9	-6.86	1.37	1.46
85	AA	15	U	C1'-N1	-6.86	1.37	1.46
85	AA	313	A	C8-N7	-6.86	1.26	1.31
85	AA	470	C	C2'-C1'	-6.86	1.45	1.53
34	BA	1124	U	P-O5'	-6.85	1.52	1.59
40	BG	126	G	C6-N1	-6.85	1.34	1.39
85	AA	408	C	C2'-C1'	-6.85	1.45	1.53
85	AA	1155	A	C5-C4	-6.85	1.33	1.38
85	AA	1751	G	O3'-P	-6.85	1.52	1.61

Continued on next page...

Continued from previous page...

Mol	Chain	Res	Type	Atoms	Z	Observed(Å)	Ideal(Å)
34	BA	81	C	N1-C6	-6.85	1.33	1.37
34	BA	146	G	C2-N2	-6.85	1.27	1.34
34	BA	371	U	C2'-C1'	-6.85	1.45	1.53
34	BA	1203	G	C4'-C3'	-6.85	1.45	1.53
34	BA	1544	G	O3'-P	-6.85	1.52	1.61
34	BA	1642	A	C5'-C4'	-6.85	1.43	1.51
34	BA	1654	G	C6-N1	-6.85	1.34	1.39
34	BA	1836	A	C3'-C2'	-6.85	1.45	1.52
35	BB	80	C	C2-N3	-6.85	1.30	1.35
35	BB	566	A	N7-C5	-6.85	1.35	1.39
38	BE	63	C	C2-N3	-6.85	1.30	1.35
40	BG	7	U	P-O5'	-6.85	1.52	1.59
72	Bm	40	LEU	C-N	-6.85	1.21	1.34
85	AA	533	C	C3'-C2'	-6.85	1.45	1.52
85	AA	641	A	C4'-C3'	-6.85	1.45	1.53
85	AA	687	G	C6-N1	-6.85	1.34	1.39
85	AA	1251	G	O3'-P	-6.85	1.52	1.61
86	AB	31	A	P-O5'	-6.85	1.52	1.59
34	BA	69	C	P-O5'	-6.85	1.52	1.59
34	BA	943	G	C3'-C2'	-6.85	1.45	1.52
34	BA	1242	A	C2'-C1'	-6.85	1.45	1.53
35	BB	1491	G	P-O5'	-6.85	1.52	1.59
41	BH	26	C	C4-C5	-6.85	1.37	1.43
85	AA	1354	A	N9-C4	6.85	1.42	1.37
85	AA	2069	A	C1'-N9	-6.85	1.37	1.46
85	AA	2109	G	C2'-C1'	-6.85	1.45	1.53
34	BA	31	A	C2'-C1'	-6.85	1.45	1.53
34	BA	51	C	C2'-C1'	-6.85	1.45	1.53
34	BA	351	A	C5-C4	-6.85	1.33	1.38
34	BA	431	A	N7-C5	-6.85	1.35	1.39
34	BA	817	U	O3'-P	-6.85	1.52	1.61
35	BB	1057	G	C1'-N9	-6.85	1.37	1.46
35	BB	1117	G	C2'-C1'	-6.85	1.45	1.53
35	BB	1244	U	C2'-C1'	-6.85	1.45	1.53
85	AA	310	U	C2-N3	-6.85	1.32	1.37
85	AA	407	G	C5-C4	-6.85	1.33	1.38
85	AA	605	A	C1'-N9	-6.85	1.37	1.46
34	BA	32	A	O3'-P	-6.85	1.52	1.61
34	BA	1484	A	C3'-C2'	-6.85	1.45	1.52
34	BA	1514	A	C1'-N9	-6.85	1.37	1.46
37	BD	79	G	N3-C4	-6.85	1.30	1.35
38	BE	144	A	C2'-C1'	-6.85	1.45	1.53

Continued on next page...

Continued from previous page...

Mol	Chain	Res	Type	Atoms	Z	Observed(Å)	Ideal(Å)
85	AA	243	A	N9-C4	-6.85	1.33	1.37
85	AA	1509	A	C3'-C2'	-6.85	1.45	1.52
85	AA	1655	G	C3'-C2'	-6.85	1.45	1.52
85	AA	1918	U	P-O5'	-6.85	1.52	1.59
34	BA	126	G	O3'-P	-6.85	1.52	1.61
34	BA	1154	U	O3'-P	-6.85	1.52	1.61
34	BA	1202	G	N1-C2	-6.85	1.32	1.37
34	BA	1226	G	C2'-C1'	-6.85	1.45	1.53
34	BA	1605	G	C2'-C1'	-6.85	1.45	1.53
35	BB	631	G	C2'-C1'	-6.85	1.45	1.53
35	BB	1078	U	C5'-C4'	-6.85	1.43	1.51
35	BB	1131	C	C4'-O4'	-6.85	1.36	1.45
85	AA	157	G	O3'-P	-6.85	1.52	1.61
34	BA	147	U	N1-C2	-6.84	1.32	1.38
34	BA	472	G	C4'-C3'	-6.84	1.45	1.53
35	BB	108	G	N3-C4	-6.84	1.30	1.35
35	BB	468	U	O3'-P	-6.84	1.52	1.61
35	BB	643	G	C2'-C1'	-6.84	1.45	1.53
35	BB	1372	G	C6-N1	-6.84	1.34	1.39
40	BG	160	C	O3'-P	-6.84	1.52	1.61
85	AA	642	G	O3'-P	-6.84	1.52	1.61
85	AA	1991	C	P-O5'	-6.84	1.52	1.59
85	AA	2110	U	C2'-C1'	-6.84	1.45	1.53
34	BA	908	G	C2'-C1'	-6.84	1.45	1.53
35	BB	129	U	C1'-N1	-6.84	1.37	1.46
35	BB	430	A	C5-C4	-6.84	1.33	1.38
35	BB	1336	G	C2'-C1'	-6.84	1.45	1.53
41	BH	39	G	N9-C8	-6.84	1.33	1.37
34	BA	617	G	C3'-C2'	-6.84	1.45	1.52
34	BA	802	G	C2'-C1'	-6.84	1.45	1.53
34	BA	899	G	C2-N3	-6.84	1.27	1.32
34	BA	1270	G	C2-N2	-6.84	1.27	1.34
34	BA	1612	C	C2-N3	-6.84	1.30	1.35
35	BB	100	A	C5-C4	-6.84	1.33	1.38
35	BB	1031	G	C4'-C3'	-6.84	1.45	1.53
35	BB	1408	G	O3'-P	-6.84	1.52	1.61
35	BB	1497	C	C2'-C1'	-6.84	1.45	1.53
36	BC	153	C	C4-C5	-6.84	1.37	1.43
41	BH	35	G	C8-N7	-6.84	1.26	1.30
85	AA	807	A	C2'-C1'	-6.84	1.45	1.53
34	BA	147	U	C1'-N1	-6.84	1.37	1.46
34	BA	825	G	C2'-C1'	-6.84	1.45	1.53

Continued on next page...

Continued from previous page...

Mol	Chain	Res	Type	Atoms	Z	Observed(Å)	Ideal(Å)
34	BA	1071	G	C4'-C3'	-6.84	1.45	1.53
34	BA	1160	U	C4'-C3'	-6.84	1.45	1.53
34	BA	1181	G	P-O5'	-6.84	1.52	1.59
35	BB	44	C	C2-N3	-6.84	1.30	1.35
37	BD	22	A	O3'-P	-6.84	1.52	1.61
85	AA	557	G	N9-C8	-6.84	1.33	1.37
85	AA	708	G	C2-N2	-6.84	1.27	1.34
34	BA	714	G	C4'-C3'	-6.84	1.45	1.53
34	BA	904	G	N9-C4	-6.84	1.32	1.38
34	BA	1460	U	O3'-P	-6.84	1.52	1.61
36	BC	101	U	C3'-C2'	-6.84	1.45	1.52
40	BG	172	C	C4'-C3'	-6.84	1.45	1.53
85	AA	352	G	O3'-P	-6.84	1.52	1.61
34	BA	410	G	P-O5'	-6.84	1.52	1.59
34	BA	444	A	O3'-P	-6.84	1.52	1.61
34	BA	490	A	O3'-P	-6.84	1.52	1.61
34	BA	860	G	C2-N2	-6.84	1.27	1.34
35	BB	1201	G	C2'-C1'	-6.84	1.45	1.53
38	BE	96	G	O3'-P	-6.84	1.52	1.61
40	BG	76	C	C4'-O4'	-6.84	1.36	1.45
41	BH	125	U	C3'-C2'	-6.84	1.45	1.52
85	AA	9	U	N3-C4	-6.84	1.32	1.38
85	AA	136	U	P-O5'	-6.84	1.52	1.59
85	AA	535	G	C2'-C1'	-6.84	1.45	1.53
85	AA	636	G	C2'-C1'	-6.84	1.45	1.53
85	AA	816	A	C5'-C4'	6.84	1.59	1.51
85	AA	1511	C	O3'-P	-6.84	1.52	1.61
85	AA	1611	A	N9-C4	-6.84	1.33	1.37
34	BA	890	G	O3'-P	-6.83	1.52	1.61
34	BA	941	G	O3'-P	-6.83	1.52	1.61
35	BB	117	A	C4'-C3'	-6.83	1.45	1.53
35	BB	579	A	N7-C5	-6.83	1.35	1.39
35	BB	600	C	C2'-C1'	-6.83	1.45	1.53
35	BB	607	G	C2-N3	-6.83	1.27	1.32
35	BB	1318	U	O3'-P	-6.83	1.52	1.61
85	AA	277	G	P-O5'	-6.83	1.52	1.59
34	BA	1001	G	N9-C4	-6.83	1.32	1.38
34	BA	1213	A	C3'-C2'	-6.83	1.45	1.52
34	BA	1415	C	O3'-P	-6.83	1.52	1.61
34	BA	1795	A	O3'-P	-6.83	1.52	1.61
35	BB	1022	C	C1'-N1	-6.83	1.37	1.46
41	BH	128	G	C2'-C1'	-6.83	1.45	1.53

Continued on next page...

Continued from previous page...

Mol	Chain	Res	Type	Atoms	Z	Observed(Å)	Ideal(Å)
41	BH	128	G	C5-C4	-6.83	1.33	1.38
85	AA	120	C	O3'-P	-6.83	1.52	1.61
85	AA	280	U	O3'-P	-6.83	1.52	1.61
85	AA	678	A	C3'-C2'	-6.83	1.45	1.52
85	AA	959	C	P-O5'	-6.83	1.52	1.59
85	AA	1136	A	N9-C4	-6.83	1.33	1.37
85	AA	1499	G	C3'-C2'	-6.83	1.45	1.52
34	BA	423	G	C3'-C2'	-6.83	1.45	1.52
34	BA	765	U	C4'-O4'	6.83	1.54	1.45
34	BA	1033	G	C2-N3	-6.83	1.27	1.32
34	BA	1587	C	C3'-C2'	-6.83	1.45	1.52
34	BA	1822	U	C2'-C1'	-6.83	1.45	1.53
35	BB	1059	U	C2'-C1'	-6.83	1.45	1.53
37	BD	56	G	O3'-P	-6.83	1.52	1.61
40	BG	21	C	O3'-P	-6.83	1.52	1.61
40	BG	90	G	O3'-P	-6.83	1.52	1.61
41	BH	5	G	P-O5'	-6.83	1.52	1.59
85	AA	789	A	O3'-P	-6.83	1.52	1.61
85	AA	837	C	O3'-P	-6.83	1.52	1.61
85	AA	978	U	O3'-P	-6.83	1.52	1.61
35	BB	432	C	C3'-C2'	-6.83	1.45	1.52
35	BB	839	G	C6-N1	-6.83	1.34	1.39
35	BB	1403	G	C4'-C3'	-6.83	1.45	1.53
38	BE	27	A	C5'-C4'	-6.83	1.43	1.51
34	BA	775	C	C2-N3	-6.83	1.30	1.35
34	BA	1244	G	P-O5'	-6.83	1.52	1.59
35	BB	85	A	C5-C4	-6.83	1.33	1.38
35	BB	439	G	N7-C5	-6.83	1.35	1.39
35	BB	1260	A	C2'-C1'	-6.83	1.45	1.53
37	BD	112	U	N3-C4	-6.83	1.32	1.38
38	BE	109	C	C2'-C1'	-6.83	1.45	1.53
85	AA	557	G	C1'-N9	-6.83	1.37	1.46
35	BB	118	A	C2'-C1'	-6.83	1.45	1.53
35	BB	1022	C	P-O5'	-6.83	1.52	1.59
35	BB	1440	A	C1'-N9	-6.83	1.37	1.46
38	BE	66	A	C8-N7	-6.83	1.26	1.31
38	BE	199	A	C1'-N9	-6.83	1.37	1.46
85	AA	367	A	C3'-C2'	-6.83	1.45	1.52
85	AA	444	U	O3'-P	-6.83	1.52	1.61
85	AA	1186	C	C4-N4	-6.83	1.27	1.33
34	BA	326	A	C4'-O4'	-6.83	1.36	1.45
34	BA	1516	G	C2-N2	-6.83	1.27	1.34

Continued on next page...

Continued from previous page...

Mol	Chain	Res	Type	Atoms	Z	Observed(Å)	Ideal(Å)
34	BA	1522	G	N7-C5	-6.83	1.35	1.39
34	BA	1532	G	C1'-N9	-6.83	1.37	1.46
35	BB	624	A	N9-C4	-6.83	1.33	1.37
35	BB	804	U	N3-C4	-6.83	1.32	1.38
35	BB	1126	A	N3-C4	-6.83	1.30	1.34
85	AA	156	G	C2'-C1'	-6.83	1.45	1.53
85	AA	258	G	O3'-P	-6.83	1.52	1.61
85	AA	579	U	C4'-C3'	-6.83	1.45	1.53
85	AA	642	G	N1-C2	-6.83	1.32	1.37
34	BA	677	U	N1-C2	-6.82	1.32	1.38
34	BA	686	U	C3'-C2'	-6.82	1.45	1.52
34	BA	1033	G	C5-C6	-6.82	1.35	1.42
34	BA	1696	G	C2-N2	-6.82	1.27	1.34
35	BB	1116	U	C3'-C2'	-6.82	1.45	1.52
35	BB	1380	G	N9-C4	-6.82	1.32	1.38
36	BC	11	G	C2-N2	-6.82	1.27	1.34
39	BF	44	C	O3'-P	-6.82	1.52	1.61
39	BF	71	G	C5-C4	-6.82	1.33	1.38
85	AA	244	G	N7-C5	-6.82	1.35	1.39
85	AA	407	G	C1'-N9	-6.82	1.37	1.46
85	AA	896	C	C4'-C3'	-6.82	1.45	1.53
85	AA	993	G	C2'-C1'	-6.82	1.45	1.53
85	AA	1839	G	C2'-C1'	-6.82	1.45	1.53
85	AA	1927	G	N9-C4	-6.82	1.32	1.38
85	AA	1932	C	C4'-C3'	6.82	1.60	1.53
34	BA	48	C	C2'-C1'	-6.82	1.45	1.53
34	BA	706	C	C4'-O4'	-6.82	1.36	1.45
34	BA	1532	G	O3'-P	-6.82	1.52	1.61
35	BB	1077	C	O3'-P	-6.82	1.52	1.61
35	BB	1407	U	C4'-O4'	-6.82	1.36	1.45
35	BB	1540	U	C3'-C2'	-6.82	1.45	1.52
34	BA	96	G	C3'-C2'	-6.82	1.45	1.52
34	BA	607	C	P-O5'	-6.82	1.52	1.59
34	BA	888	G	N1-C2	-6.82	1.32	1.37
34	BA	1681	U	N3-C4	-6.82	1.32	1.38
35	BB	1485	G	O3'-P	-6.82	1.52	1.61
38	BE	166	G	O3'-P	-6.82	1.52	1.61
85	AA	385	A	C3'-C2'	-6.82	1.45	1.52
34	BA	740	A	C5-C6	6.82	1.47	1.41
34	BA	1039	G	C5-C4	-6.82	1.33	1.38
34	BA	1613	G	C5-C6	-6.82	1.35	1.42
34	BA	1719	G	C2-N2	-6.82	1.27	1.34

Continued on next page...

Continued from previous page...

Mol	Chain	Res	Type	Atoms	Z	Observed(Å)	Ideal(Å)
35	BB	651	G	C6-N1	-6.82	1.34	1.39
85	AA	428	G	C1'-N9	-6.82	1.37	1.46
34	BA	442	G	O3'-P	-6.82	1.52	1.61
34	BA	909	G	P-O5'	-6.82	1.52	1.59
34	BA	1470	G	C1'-N9	-6.82	1.37	1.46
35	BB	1443	C	C4'-C3'	-6.82	1.45	1.53
40	BG	57	A	C6-N1	6.82	1.40	1.35
85	AA	1266	C	C2'-C1'	-6.82	1.45	1.53
34	BA	793	A	C8-N7	-6.82	1.26	1.31
34	BA	1461	A	N7-C5	-6.82	1.35	1.39
34	BA	1477	C	C2'-C1'	-6.82	1.45	1.53
35	BB	439	G	P-O5'	-6.82	1.52	1.59
35	BB	1207	C	C2'-C1'	-6.82	1.45	1.53
38	BE	194	A	C1'-N9	-6.82	1.37	1.46
40	BG	5	G	C6-N1	-6.82	1.34	1.39
40	BG	68	U	C2'-C1'	-6.82	1.45	1.53
85	AA	366	A	C4'-C3'	-6.82	1.45	1.53
85	AA	419	A	C8-N7	-6.82	1.26	1.31
85	AA	848	C	P-O5'	-6.82	1.52	1.59
34	BA	57	A	C8-N7	-6.81	1.26	1.31
34	BA	1410	C	C2'-C1'	-6.81	1.45	1.53
35	BB	431	U	C3'-C2'	-6.81	1.45	1.52
35	BB	486	G	C6-N1	-6.81	1.34	1.39
35	BB	1334	C	N1-C6	-6.81	1.33	1.37
40	BG	15	G	N3-C4	-6.81	1.30	1.35
41	BH	68	G	C2'-C1'	-6.81	1.45	1.53
85	AA	1904	C	N1-C2	-6.81	1.33	1.40
34	BA	395	G	O3'-P	-6.81	1.52	1.61
34	BA	796	G	C5-C6	-6.81	1.35	1.42
35	BB	468	U	C2-N3	-6.81	1.32	1.37
35	BB	784	C	O3'-P	-6.81	1.52	1.61
38	BE	40	C	C4'-C3'	-6.81	1.45	1.53
40	BG	156	G	O3'-P	-6.81	1.52	1.61
85	AA	400	G	O3'-P	-6.81	1.52	1.61
85	AA	743	C	C3'-C2'	-6.81	1.45	1.52
85	AA	745	C	N1-C6	-6.81	1.33	1.37
85	AA	1268	C	C4'-C3'	-6.81	1.45	1.53
85	AA	1464	G	C2'-C1'	-6.81	1.45	1.53
85	AA	1927	G	C2-N2	-6.81	1.27	1.34
85	AA	2122	A	P-O5'	-6.81	1.52	1.59
34	BA	409	A	N3-C4	-6.81	1.30	1.34
35	BB	535	U	C3'-C2'	-6.81	1.45	1.52

Continued on next page...

Continued from previous page...

Mol	Chain	Res	Type	Atoms	Z	Observed(Å)	Ideal(Å)
37	BD	4	U	C2'-C1'	-6.81	1.45	1.53
37	BD	41	G	C2'-C1'	-6.81	1.45	1.53
39	BF	12	U	C5'-C4'	-6.81	1.43	1.51
34	BA	911	G	C2'-C1'	-6.81	1.45	1.53
34	BA	1399	A	P-O5'	-6.81	1.52	1.59
35	BB	130	G	C6-N1	-6.81	1.34	1.39
35	BB	496	C	P-O5'	-6.81	1.52	1.59
35	BB	813	C	C3'-C2'	-6.81	1.45	1.52
35	BB	1137	G	N1-C2	-6.81	1.32	1.37
34	BA	202	A	C2'-C1'	-6.81	1.45	1.53
34	BA	253	U	C4'-C3'	-6.81	1.45	1.53
34	BA	706	C	O3'-P	-6.81	1.52	1.61
34	BA	796	G	O3'-P	-6.81	1.52	1.61
35	BB	54	U	N1-C2	-6.81	1.32	1.38
35	BB	1427	A	C2'-C1'	-6.81	1.45	1.53
38	BE	193	A	C8-N7	-6.81	1.26	1.31
39	BF	45	G	P-O5'	-6.81	1.52	1.59
40	BG	6	A	C5-C4	-6.81	1.33	1.38
85	AA	93	G	C2-N2	-6.81	1.27	1.34
34	BA	740	A	C6-N1	6.81	1.40	1.35
34	BA	1280	A	C5-C4	-6.81	1.33	1.38
34	BA	1578	A	C3'-C2'	-6.81	1.45	1.52
35	BB	450	A	N7-C5	-6.81	1.35	1.39
35	BB	661	G	C3'-C2'	-6.81	1.45	1.52
36	BC	45	C	C3'-C2'	-6.81	1.45	1.52
36	BC	147	G	C2-N2	-6.81	1.27	1.34
85	AA	1524	A	N7-C5	-6.81	1.35	1.39
34	BA	1224	A	C1'-N9	-6.80	1.37	1.46
35	BB	702	G	N7-C5	-6.80	1.35	1.39
85	AA	413	G	C3'-C2'	-6.80	1.45	1.52
85	AA	791	C	O3'-P	-6.80	1.52	1.61
85	AA	1508	A	O3'-P	-6.80	1.52	1.61
85	AA	1550	C	O3'-P	-6.80	1.52	1.61
34	BA	1551	G	C6-N1	-6.80	1.34	1.39
34	BA	1652	G	O3'-P	-6.80	1.52	1.61
35	BB	1239	A	C2'-C1'	-6.80	1.45	1.53
35	BB	1284	U	C2'-C1'	-6.80	1.45	1.53
85	AA	2087	C	C3'-C2'	-6.80	1.45	1.52
34	BA	7	U	O3'-P	-6.80	1.52	1.61
34	BA	469	C	P-O5'	-6.80	1.52	1.59
34	BA	596	G	C6-N1	-6.80	1.34	1.39
34	BA	1544	G	C6-N1	-6.80	1.34	1.39

Continued on next page...

Continued from previous page...

Mol	Chain	Res	Type	Atoms	Z	Observed(Å)	Ideal(Å)
34	BA	1830	A	N7-C5	-6.80	1.35	1.39
35	BB	634	A	C3'-C2'	-6.80	1.45	1.52
35	BB	1181	A	C2'-C1'	-6.80	1.45	1.53
37	BD	99	G	N9-C8	-6.80	1.33	1.37
41	BH	1	U	C2'-C1'	-6.80	1.45	1.53
41	BH	128	G	C8-N7	-6.80	1.26	1.30
85	AA	1868	G	N9-C4	-6.80	1.32	1.38
85	AA	1978	G	C5-C6	-6.80	1.35	1.42
85	AA	2145	G	C6-N1	-6.80	1.34	1.39
34	BA	417	A	C5-C4	-6.80	1.33	1.38
34	BA	810	A	C2'-C1'	-6.80	1.45	1.53
34	BA	1023	G	C5-C6	-6.80	1.35	1.42
34	BA	1170	A	C1'-N9	-6.80	1.37	1.46
34	BA	1470	G	C2'-C1'	-6.80	1.45	1.53
34	BA	1804	A	C2'-C1'	-6.80	1.45	1.53
35	BB	1404	A	C5-C6	-6.80	1.34	1.41
39	BF	48	G	C5-C4	-6.80	1.33	1.38
85	AA	189	G	C6-N1	-6.80	1.34	1.39
85	AA	1198	U	C2-N3	-6.80	1.32	1.37
34	BA	418	G	N3-C4	-6.80	1.30	1.35
34	BA	1221	A	C3'-C2'	-6.80	1.45	1.52
34	BA	1641	G	C1'-N9	-6.80	1.37	1.46
34	BA	1816	G	C6-N1	-6.80	1.34	1.39
35	BB	787	A	C4'-O4'	-6.80	1.36	1.45
35	BB	1342	C	C3'-C2'	-6.80	1.45	1.52
38	BE	39	U	O3'-P	-6.80	1.52	1.61
41	BH	19	G	N1-C2	-6.80	1.32	1.37
85	AA	1510	A	P-O5'	-6.80	1.52	1.59
34	BA	220	U	C2-N3	-6.80	1.32	1.37
34	BA	541	C	O3'-P	-6.80	1.52	1.61
34	BA	1522	G	O3'-P	-6.80	1.52	1.61
35	BB	621	C	O3'-P	-6.80	1.52	1.61
36	BC	107	C	O3'-P	-6.80	1.52	1.61
85	AA	1200	A	P-O5'	-6.80	1.52	1.59
85	AA	1471	G	C8-N7	-6.80	1.26	1.30
36	BC	68	A	N3-C4	-6.79	1.30	1.34
85	AA	1706	A	P-O5'	-6.79	1.52	1.59
85	AA	1734	A	C4'-C3'	6.79	1.60	1.53
35	BB	1159	U	O4'-C1'	-6.79	1.32	1.41
36	BC	19	A	C5-C4	-6.79	1.33	1.38
36	BC	147	G	N7-C5	-6.79	1.35	1.39
37	BD	70	C	C3'-C2'	-6.79	1.45	1.52

Continued on next page...

Continued from previous page...

Mol	Chain	Res	Type	Atoms	Z	Observed(Å)	Ideal(Å)
38	BE	60	C	N3-C4	-6.79	1.29	1.33
39	BF	18	U	P-O5'	-6.79	1.52	1.59
85	AA	167	A	P-O5'	-6.79	1.52	1.59
85	AA	521	A	O3'-P	-6.79	1.52	1.61
85	AA	698	G	N7-C5	-6.79	1.35	1.39
85	AA	907	G	O3'-P	-6.79	1.52	1.61
85	AA	1200	A	N7-C5	-6.79	1.35	1.39
85	AA	1479	U	C2'-C1'	-6.79	1.45	1.53
85	AA	1513	U	P-O5'	-6.79	1.52	1.59
85	AA	1706	A	N9-C4	-6.79	1.33	1.37
34	BA	195	G	N7-C5	-6.79	1.35	1.39
34	BA	815	C	C3'-C2'	-6.79	1.45	1.52
34	BA	943	G	N9-C4	-6.79	1.32	1.38
34	BA	991	U	N3-C4	-6.79	1.32	1.38
34	BA	1024	A	N7-C5	-6.79	1.35	1.39
34	BA	1278	A	N7-C5	-6.79	1.35	1.39
35	BB	1153	G	C6-N1	-6.79	1.34	1.39
35	BB	1406	C	C4'-C3'	-6.79	1.45	1.53
38	BE	24	G	O3'-P	-6.79	1.52	1.61
57	BX	82	PHE	CA-CB	6.79	1.68	1.53
85	AA	83	U	O3'-P	-6.79	1.53	1.61
85	AA	280	U	C2-N3	-6.79	1.32	1.37
85	AA	534	A	N1-C2	-6.79	1.28	1.34
85	AA	676	U	O3'-P	-6.79	1.53	1.61
85	AA	1509	A	C6-N1	-6.79	1.30	1.35
35	BB	399	A	C3'-C2'	-6.79	1.45	1.52
35	BB	1055	G	P-O5'	-6.79	1.52	1.59
40	BG	10	U	C2-N3	-6.79	1.32	1.37
85	AA	670	C	C2'-C1'	-6.79	1.45	1.53
85	AA	1294	U	P-O5'	-6.79	1.52	1.59
85	AA	2076	C	C3'-C2'	-6.79	1.45	1.52
34	BA	104	A	C8-N7	-6.79	1.26	1.31
34	BA	313	C	C2-N3	-6.79	1.30	1.35
34	BA	600	G	C2-N2	-6.79	1.27	1.34
34	BA	1271	C	C2'-C1'	-6.79	1.45	1.53
34	BA	1526	C	C3'-C2'	-6.79	1.45	1.52
85	AA	424	A	C6-N1	-6.79	1.30	1.35
85	AA	466	A	O3'-P	-6.79	1.53	1.61
85	AA	630	A	N7-C5	-6.79	1.35	1.39
85	AA	1133	C	C4'-C3'	-6.79	1.45	1.53
85	AA	1295	G	C3'-C2'	-6.79	1.45	1.52
34	BA	333	A	C5-C6	-6.79	1.34	1.41

Continued on next page...

Continued from previous page...

Mol	Chain	Res	Type	Atoms	Z	Observed(Å)	Ideal(Å)
34	BA	373	G	C3'-C2'	-6.79	1.45	1.52
34	BA	523	A	O4'-C1'	-6.79	1.32	1.41
35	BB	1293	C	C3'-C2'	-6.79	1.45	1.52
85	AA	629	A	C1'-N9	-6.79	1.37	1.46
85	AA	2128	G	N1-C2	-6.79	1.32	1.37
34	BA	14	G	C5-C4	-6.79	1.33	1.38
34	BA	48	C	C3'-C2'	-6.79	1.45	1.52
34	BA	1482	A	C5-C4	-6.79	1.33	1.38
34	BA	1560	U	C1'-N1	-6.79	1.37	1.46
34	BA	1665	G	C6-N1	-6.79	1.34	1.39
35	BB	397	C	N3-C4	-6.79	1.29	1.33
35	BB	419	G	C2'-C1'	-6.79	1.45	1.53
35	BB	1103	A	P-O5'	-6.79	1.52	1.59
85	AA	384	C	C2-N3	-6.79	1.30	1.35
85	AA	444	U	N1-C2	-6.79	1.32	1.38
85	AA	766	G	C2'-C1'	-6.79	1.45	1.53
85	AA	807	A	O3'-P	-6.79	1.53	1.61
85	AA	840	A	P-O5'	-6.79	1.52	1.59
85	AA	1101	C	C2'-C1'	-6.79	1.45	1.53
85	AA	2076	C	P-O5'	-6.79	1.52	1.59
85	AA	2189	U	O3'-P	-6.79	1.53	1.61
34	BA	648	C	P-O5'	-6.78	1.52	1.59
34	BA	941	G	C3'-C2'	-6.78	1.45	1.52
34	BA	1613	G	C1'-N9	-6.78	1.37	1.46
35	BB	374	A	N9-C8	-6.78	1.32	1.37
35	BB	1084	A	P-O5'	-6.78	1.52	1.59
35	BB	1243	A	C5-C4	-6.78	1.34	1.38
35	BB	1517	G	C5'-C4'	6.78	1.59	1.51
38	BE	123	A	C5-C6	-6.78	1.34	1.41
40	BG	19	C	C2-N3	-6.78	1.30	1.35
40	BG	71	C	C4-N4	-6.78	1.27	1.33
85	AA	750	A	C5-C4	-6.78	1.34	1.38
85	AA	1295	G	C2'-C1'	-6.78	1.45	1.53
85	AA	2022	A	O3'-P	-6.78	1.53	1.61
85	AA	2082	C	C4'-O4'	-6.78	1.36	1.45
34	BA	1544	G	N9-C8	-6.78	1.33	1.37
34	BA	1804	A	N9-C8	-6.78	1.32	1.37
35	BB	1405	G	C2-N2	-6.78	1.27	1.34
36	BC	75	G	N7-C5	-6.78	1.35	1.39
37	BD	91	U	O3'-P	-6.78	1.53	1.61
41	BH	20	A	C1'-N9	-6.78	1.37	1.46
85	AA	453	G	N9-C4	6.78	1.43	1.38

Continued on next page...

Continued from previous page...

Mol	Chain	Res	Type	Atoms	Z	Observed(Å)	Ideal(Å)
34	BA	142	A	N7-C5	-6.78	1.35	1.39
34	BA	1334	G	C6-N1	-6.78	1.34	1.39
34	BA	1682	A	N3-C4	-6.78	1.30	1.34
35	BB	677	U	N1-C2	-6.78	1.32	1.38
35	BB	736	G	P-O5'	-6.78	1.52	1.59
36	BC	75	G	N1-C2	-6.78	1.32	1.37
38	BE	12	A	C2'-C1'	-6.78	1.45	1.53
85	AA	119	G	C2-N3	-6.78	1.27	1.32
85	AA	365	G	N9-C4	-6.78	1.32	1.38
85	AA	368	C	C2-N3	-6.78	1.30	1.35
85	AA	507	C	C3'-C2'	-6.78	1.45	1.52
85	AA	1654	G	C2'-C1'	-6.78	1.45	1.53
85	AA	1863	A	P-O5'	-6.78	1.52	1.59
35	BB	1461	C	O3'-P	-6.78	1.53	1.61
85	AA	21	U	C4'-C3'	-6.78	1.45	1.53
85	AA	720	A	C2'-C1'	-6.78	1.45	1.53
85	AA	1450	U	C4-O4	-6.78	1.18	1.23
85	AA	2165	C	P-O5'	-6.78	1.52	1.59
34	BA	275	C	C2'-C1'	-6.78	1.45	1.53
34	BA	341	U	C1'-N1	-6.78	1.37	1.46
34	BA	398	G	N3-C4	-6.78	1.30	1.35
34	BA	410	G	O3'-P	-6.78	1.53	1.61
34	BA	1225	A	C3'-C2'	-6.78	1.45	1.52
35	BB	113	C	C2'-C1'	-6.78	1.45	1.53
35	BB	118	A	N7-C5	-6.78	1.35	1.39
35	BB	1271	A	N7-C5	-6.78	1.35	1.39
39	BF	11	C	O5'-C5'	6.78	1.55	1.44
41	BH	31	A	C5-C4	-6.78	1.34	1.38
85	AA	255	A	C2'-C1'	-6.78	1.45	1.53
34	BA	12	G	C2'-C1'	-6.78	1.45	1.53
34	BA	182	U	C2-N3	-6.78	1.33	1.37
34	BA	1067	G	N9-C8	-6.78	1.33	1.37
34	BA	1592	U	C4'-C3'	-6.78	1.45	1.53
35	BB	29	C	C1'-N1	-6.78	1.37	1.46
35	BB	1445	A	C3'-C2'	-6.78	1.45	1.52
38	BE	94	U	C1'-N1	-6.78	1.37	1.46
40	BG	151	A	C1'-N9	-6.78	1.37	1.46
85	AA	1365	U	O3'-P	-6.78	1.53	1.61
85	AA	1869	U	P-O5'	-6.78	1.52	1.59
34	BA	932	G	C5-C6	-6.77	1.35	1.42
34	BA	944	G	C5-C4	-6.77	1.33	1.38
34	BA	1695	G	C4'-C3'	-6.77	1.45	1.53

Continued on next page...

Continued from previous page...

Mol	Chain	Res	Type	Atoms	Z	Observed(Å)	Ideal(Å)
35	BB	695	U	O3'-P	-6.77	1.53	1.61
35	BB	839	G	N3-C4	-6.77	1.30	1.35
35	BB	1488	G	O3'-P	-6.77	1.53	1.61
39	BF	27	G	N9-C4	-6.77	1.32	1.38
41	BH	123	G	N9-C4	-6.77	1.32	1.38
85	AA	139	G	O3'-P	-6.77	1.53	1.61
85	AA	160	A	O3'-P	-6.77	1.53	1.61
85	AA	251	A	O3'-P	-6.77	1.53	1.61
85	AA	1453	U	C2-N3	-6.77	1.33	1.37
34	BA	199	U	C2-N3	-6.77	1.33	1.37
34	BA	771	A	C5'-C4'	6.77	1.59	1.51
35	BB	53	C	C2-N3	-6.77	1.30	1.35
35	BB	1358	A	C2'-C1'	-6.77	1.46	1.53
40	BG	182	G	C5-C6	-6.77	1.35	1.42
85	AA	119	G	O3'-P	-6.77	1.53	1.61
85	AA	472	A	N9-C4	-6.77	1.33	1.37
85	AA	543	A	C3'-C2'	-6.77	1.45	1.52
85	AA	2191	C	C3'-C2'	-6.77	1.45	1.52
34	BA	619	U	C2-N3	-6.77	1.33	1.37
34	BA	690	G	P-O5'	-6.77	1.52	1.59
34	BA	725	C	O3'-P	-6.77	1.53	1.61
35	BB	1056	A	O3'-P	-6.77	1.53	1.61
36	BC	41	A	C5-C6	-6.77	1.34	1.41
38	BE	148	C	C5'-C4'	-6.77	1.43	1.51
41	BH	47	G	C1'-N9	-6.77	1.37	1.46
85	AA	686	U	C5'-C4'	-6.77	1.43	1.51
85	AA	1789	C	O3'-P	-6.77	1.53	1.61
34	BA	303	C	P-O5'	-6.77	1.52	1.59
34	BA	523	A	C4'-O4'	-6.77	1.36	1.45
34	BA	530	A	P-O5'	-6.77	1.52	1.59
34	BA	602	G	N9-C4	-6.77	1.32	1.38
34	BA	698	U	N1-C2	-6.77	1.32	1.38
34	BA	712	C	C2'-C1'	-6.77	1.46	1.53
34	BA	768	G	C1'-N9	-6.77	1.37	1.46
34	BA	1596	C	C2'-C1'	-6.77	1.46	1.53
34	BA	1647	G	N7-C5	-6.77	1.35	1.39
36	BC	129	C	C3'-C2'	-6.77	1.45	1.52
41	BH	21	G	C5-C4	-6.77	1.33	1.38
85	AA	701	C	C3'-C2'	-6.77	1.45	1.52
85	AA	748	C	O3'-P	-6.77	1.53	1.61
85	AA	1122	U	C3'-C2'	-6.77	1.45	1.52
34	BA	255	G	C5-C4	-6.77	1.33	1.38

Continued on next page...

Continued from previous page...

Mol	Chain	Res	Type	Atoms	Z	Observed(Å)	Ideal(Å)
34	BA	890	G	C5-C4	-6.77	1.33	1.38
34	BA	900	A	N9-C8	-6.77	1.32	1.37
34	BA	1208	U	P-O5'	-6.77	1.52	1.59
34	BA	1284	G	P-O5'	-6.77	1.52	1.59
34	BA	1469	G	N1-C2	-6.77	1.32	1.37
35	BB	68	G	C5-C4	-6.77	1.33	1.38
35	BB	637	G	C2-N2	-6.77	1.27	1.34
35	BB	1310	C	C3'-C2'	-6.77	1.45	1.52
35	BB	1436	U	O3'-P	-6.77	1.53	1.61
35	BB	1445	A	C8-N7	-6.77	1.26	1.31
37	BD	87	G	O3'-P	-6.77	1.53	1.61
38	BE	4	A	N9-C4	-6.77	1.33	1.37
39	BF	18	U	N1-C6	-6.77	1.31	1.38
40	BG	50	G	C2'-C1'	-6.77	1.46	1.53
85	AA	505	U	C5'-C4'	-6.77	1.43	1.51
85	AA	648	G	P-O5'	-6.77	1.52	1.59
85	AA	895	C	P-O5'	-6.77	1.52	1.59
34	BA	313	C	C1'-N1	-6.77	1.37	1.46
34	BA	1833	G	N1-C2	-6.77	1.32	1.37
35	BB	780	U	P-O5'	-6.77	1.52	1.59
40	BG	137	G	C6-N1	-6.77	1.34	1.39
85	AA	2244	G	O3'-P	-6.77	1.53	1.61
34	BA	109	A	C2'-C1'	-6.76	1.46	1.53
34	BA	697	A	P-O5'	-6.76	1.52	1.59
34	BA	1516	G	O3'-P	-6.76	1.53	1.61
34	BA	1640	G	P-O5'	-6.76	1.52	1.59
35	BB	75	A	C2'-C1'	-6.76	1.46	1.53
35	BB	689	C	P-O5'	-6.76	1.52	1.59
35	BB	843	G	C3'-C2'	-6.76	1.45	1.52
38	BE	124	G	C6-N1	-6.76	1.34	1.39
40	BG	113	G	P-O5'	-6.76	1.52	1.59
85	AA	404	A	P-O5'	-6.76	1.52	1.59
34	BA	1074	C	P-O5'	-6.76	1.52	1.59
34	BA	1147	C	C4'-C3'	-6.76	1.45	1.53
34	BA	1561	C	O4'-C1'	-6.76	1.32	1.41
34	BA	1565	U	C2'-C1'	-6.76	1.46	1.53
35	BB	1048	A	C5-C4	-6.76	1.34	1.38
35	BB	1457	A	C4'-O4'	-6.76	1.36	1.45
85	AA	859	G	C2'-C1'	-6.76	1.46	1.53
85	AA	1241	A	C2'-C1'	-6.76	1.46	1.53
34	BA	236	A	C2'-C1'	-6.76	1.46	1.53
34	BA	736	G	C1'-N9	-6.76	1.37	1.46

Continued on next page...

Continued from previous page...

Mol	Chain	Res	Type	Atoms	Z	Observed(Å)	Ideal(Å)
34	BA	1573	C	C2'-C1'	-6.76	1.46	1.53
34	BA	1687	A	C3'-C2'	-6.76	1.45	1.52
34	BA	1728	G	C6-N1	-6.76	1.34	1.39
35	BB	268	G	C2'-C1'	-6.76	1.46	1.53
35	BB	428	G	O3'-P	-6.76	1.53	1.61
35	BB	811	C	C3'-C2'	-6.76	1.45	1.52
35	BB	1174	C	O3'-P	-6.76	1.53	1.61
37	BD	48	G	O4'-C1'	-6.76	1.32	1.41
38	BE	69	C	P-O5'	-6.76	1.52	1.59
38	BE	127	G	C5-C4	-6.76	1.33	1.38
34	BA	1086	A	N7-C5	-6.76	1.35	1.39
35	BB	96	A	C2'-C1'	-6.76	1.46	1.53
35	BB	127	U	O3'-P	-6.76	1.53	1.61
35	BB	996	G	C5-C4	-6.76	1.33	1.38
35	BB	1138	A	C3'-C2'	-6.76	1.45	1.52
35	BB	1157	G	C3'-C2'	-6.76	1.45	1.52
36	BC	156	A	C2'-C1'	-6.76	1.46	1.53
85	AA	24	U	C2-N3	-6.76	1.33	1.37
85	AA	189	G	C5-C4	-6.76	1.33	1.38
85	AA	1460	G	P-O5'	-6.76	1.52	1.59
85	AA	1655	G	C1'-N9	-6.76	1.37	1.46
85	AA	1708	A	P-O5'	-6.76	1.52	1.59
34	BA	903	C	O3'-P	-6.76	1.53	1.61
34	BA	1736	A	C8-N7	-6.76	1.26	1.31
35	BB	540	G	O3'-P	-6.76	1.53	1.61
38	BE	62	C	O3'-P	-6.76	1.53	1.61
85	AA	866	U	C4'-C3'	-6.76	1.45	1.53
35	BB	387	G	C8-N7	-6.76	1.26	1.30
35	BB	577	U	O3'-P	-6.76	1.53	1.61
35	BB	578	G	C2'-C1'	-6.76	1.46	1.53
40	BG	90	G	N1-C2	-6.76	1.32	1.37
41	BH	13	C	C3'-C2'	-6.76	1.45	1.52
85	AA	2045	U	C3'-C2'	-6.76	1.45	1.52
34	BA	858	C	O3'-P	-6.75	1.53	1.61
34	BA	1163	G	C1'-N9	-6.75	1.37	1.46
35	BB	544	C	P-O5'	-6.75	1.52	1.59
39	BF	7	G	C2'-C1'	-6.75	1.46	1.53
85	AA	532	G	N7-C5	-6.75	1.35	1.39
85	AA	667	A	C1'-N9	-6.75	1.37	1.46
85	AA	772	C	O3'-P	-6.75	1.53	1.61
85	AA	2193	A	C8-N7	-6.75	1.26	1.31
34	BA	231	U	C5'-C4'	6.75	1.59	1.51

Continued on next page...

Continued from previous page...

Mol	Chain	Res	Type	Atoms	Z	Observed(Å)	Ideal(Å)
34	BA	395	G	C5-C4	-6.75	1.33	1.38
34	BA	1691	G	N7-C5	-6.75	1.35	1.39
34	BA	1728	G	C2-N2	-6.75	1.27	1.34
35	BB	770	G	C2'-C1'	-6.75	1.46	1.53
35	BB	1434	G	C2'-C1'	-6.75	1.46	1.53
36	BC	19	A	P-O5'	-6.75	1.52	1.59
36	BC	34	U	O3'-P	-6.75	1.53	1.61
85	AA	20	G	C5-C4	-6.75	1.33	1.38
85	AA	116	G	C3'-C2'	-6.75	1.45	1.52
85	AA	430	G	C1'-N9	-6.75	1.37	1.46
85	AA	631	G	C6-N1	-6.75	1.34	1.39
34	BA	146	G	O3'-P	-6.75	1.53	1.61
34	BA	406	G	N9-C8	-6.75	1.33	1.37
34	BA	468	A	C4'-C3'	6.75	1.60	1.53
34	BA	691	A	C1'-N9	-6.75	1.37	1.46
34	BA	1266	A	C4'-O4'	-6.75	1.36	1.45
34	BA	1396	A	N7-C5	-6.75	1.35	1.39
34	BA	1632	G	C6-N1	-6.75	1.34	1.39
35	BB	1375	G	C2'-C1'	-6.75	1.46	1.53
37	BD	95	G	C3'-C2'	-6.75	1.45	1.52
38	BE	195	G	N9-C8	-6.75	1.33	1.37
85	AA	59	C	O3'-P	-6.75	1.53	1.61
85	AA	492	C	C2-N3	-6.75	1.30	1.35
85	AA	918	U	C2-N3	-6.75	1.33	1.37
85	AA	926	C	C1'-N1	-6.75	1.37	1.46
85	AA	1209	U	C4-C5	-6.75	1.37	1.43
85	AA	1502	A	N9-C8	-6.75	1.32	1.37
34	BA	11	U	C2-N3	-6.75	1.33	1.37
34	BA	598	G	N9-C4	-6.75	1.32	1.38
34	BA	631	G	C2-N3	-6.75	1.27	1.32
34	BA	760	G	O3'-P	-6.75	1.53	1.61
34	BA	1657	A	C5-C4	-6.75	1.34	1.38
34	BA	1827	C	O3'-P	-6.75	1.53	1.61
35	BB	1070	G	O3'-P	-6.75	1.53	1.61
85	AA	324	U	C3'-C2'	-6.75	1.45	1.52
85	AA	543	A	C5-C4	-6.75	1.34	1.38
85	AA	1462	A	C1'-N9	-6.75	1.37	1.46
34	BA	1577	U	C3'-C2'	-6.75	1.45	1.52
35	BB	112	G	O3'-P	-6.75	1.53	1.61
36	BC	82	C	P-O5'	-6.75	1.53	1.59
85	AA	99	U	C3'-C2'	-6.75	1.45	1.52
85	AA	1144	G	N3-C4	-6.75	1.30	1.35

Continued on next page...

Continued from previous page...

Mol	Chain	Res	Type	Atoms	Z	Observed(Å)	Ideal(Å)
85	AA	1514	A	P-O5'	-6.75	1.53	1.59
85	AA	1570	A	O3'-P	-6.75	1.53	1.61
85	AA	1701	G	C3'-C2'	-6.75	1.45	1.52
85	AA	2133	A	C1'-N9	-6.75	1.37	1.46
34	BA	397	A	N9-C4	-6.75	1.33	1.37
34	BA	964	U	N1-C2	-6.75	1.32	1.38
35	BB	490	G	C5-C4	-6.75	1.33	1.38
35	BB	1421	C	N3-C4	-6.75	1.29	1.33
39	BF	42	G	C2'-C1'	-6.75	1.46	1.53
41	BH	128	G	N9-C8	-6.75	1.33	1.37
34	BA	225	A	O3'-P	-6.75	1.53	1.61
34	BA	543	A	C3'-C2'	-6.75	1.45	1.52
34	BA	942	G	C3'-C2'	-6.75	1.45	1.52
34	BA	1073	G	C2-N2	-6.75	1.27	1.34
35	BB	1022	C	C2'-C1'	-6.75	1.46	1.53
40	BG	110	U	C2-N3	-6.75	1.33	1.37
85	AA	309	G	C3'-C2'	-6.75	1.45	1.52
85	AA	876	U	C2'-C1'	-6.75	1.46	1.53
34	BA	1203	G	C5-C4	-6.74	1.33	1.38
34	BA	1668	C	C3'-C2'	-6.74	1.45	1.52
34	BA	1684	A	O3'-P	-6.74	1.53	1.61
35	BB	469	G	C1'-N9	-6.74	1.37	1.46
35	BB	558	U	C2-N3	-6.74	1.33	1.37
35	BB	687	C	C3'-C2'	-6.74	1.45	1.52
35	BB	1158	C	P-O5'	-6.74	1.53	1.59
35	BB	1322	A	P-O5'	-6.74	1.53	1.59
36	BC	146	U	P-O5'	-6.74	1.53	1.59
85	AA	1903	G	C2'-C1'	-6.74	1.46	1.53
35	BB	692	G	O4'-C1'	-6.74	1.32	1.41
36	BC	119	G	C6-N1	-6.74	1.34	1.39
85	AA	575	G	P-O5'	-6.74	1.53	1.59
85	AA	720	A	C3'-C2'	-6.74	1.45	1.52
85	AA	1120	G	C3'-C2'	-6.74	1.45	1.52
34	BA	427	G	C5-C4	-6.74	1.33	1.38
34	BA	821	G	C4'-C3'	6.74	1.60	1.53
34	BA	990	G	C6-N1	-6.74	1.34	1.39
34	BA	1279	U	C3'-C2'	-6.74	1.45	1.52
34	BA	1309	U	C5'-C4'	6.74	1.59	1.51
35	BB	454	U	O3'-P	-6.74	1.53	1.61
35	BB	1084	A	C5-C4	-6.74	1.34	1.38
85	AA	1126	G	O3'-P	-6.74	1.53	1.61
85	AA	1221	G	C2-N2	-6.74	1.27	1.34

Continued on next page...

Continued from previous page...

Mol	Chain	Res	Type	Atoms	Z	Observed(Å)	Ideal(Å)
85	AA	1491	G	N3-C4	-6.74	1.30	1.35
34	BA	49	A	C5-C4	-6.74	1.34	1.38
34	BA	206	C	P-O5'	6.74	1.66	1.59
35	BB	430	A	O3'-P	-6.74	1.53	1.61
35	BB	559	U	C2-N3	-6.74	1.33	1.37
35	BB	1201	G	O3'-P	6.74	1.69	1.61
36	BC	97	U	C2-N3	-6.74	1.33	1.37
85	AA	980	U	P-O5'	-6.74	1.53	1.59
34	BA	23	A	C6-N6	-6.74	1.28	1.33
35	BB	648	G	P-O5'	-6.74	1.53	1.59
35	BB	1519	U	C3'-C2'	-6.74	1.45	1.52
38	BE	181	U	P-O5'	-6.74	1.53	1.59
85	AA	26	A	O3'-P	-6.74	1.53	1.61
85	AA	979	U	P-O5'	-6.74	1.53	1.59
34	BA	479	U	C3'-C2'	-6.74	1.45	1.52
34	BA	1473	A	C1'-N9	-6.74	1.37	1.46
35	BB	508	U	C2'-C1'	-6.74	1.46	1.53
35	BB	556	U	C2'-C1'	-6.74	1.46	1.53
35	BB	1239	A	O3'-P	-6.74	1.53	1.61
35	BB	1263	A	C5-C4	-6.74	1.34	1.38
35	BB	1410	G	C2'-C1'	-6.74	1.46	1.53
38	BE	30	C	O3'-P	-6.74	1.53	1.61
85	AA	989	U	C3'-C2'	-6.74	1.45	1.52
85	AA	1125	G	C6-N1	-6.74	1.34	1.39
34	BA	248	G	N9-C4	-6.73	1.32	1.38
35	BB	1356	G	N7-C5	-6.73	1.35	1.39
85	AA	2036	A	N9-C8	-6.73	1.32	1.37
34	BA	86	A	C5-C4	-6.73	1.34	1.38
34	BA	94	G	C4'-C3'	-6.73	1.45	1.53
34	BA	146	G	N3-C4	-6.73	1.30	1.35
34	BA	187	G	O3'-P	-6.73	1.53	1.61
34	BA	491	U	N1-C2	-6.73	1.32	1.38
34	BA	916	A	N9-C4	-6.73	1.33	1.37
35	BB	486	G	P-O5'	-6.73	1.53	1.59
35	BB	1110	G	P-O5'	-6.73	1.53	1.59
35	BB	1113	C	O3'-P	-6.73	1.53	1.61
35	BB	1332	G	C6-N1	-6.73	1.34	1.39
85	AA	1896	G	O3'-P	-6.73	1.53	1.61
34	BA	15	G	O3'-P	-6.73	1.53	1.61
34	BA	247	U	P-O5'	-6.73	1.53	1.59
34	BA	339	G	C2-N2	-6.73	1.27	1.34
34	BA	908	G	C6-N1	-6.73	1.34	1.39

Continued on next page...

Continued from previous page...

Mol	Chain	Res	Type	Atoms	Z	Observed(Å)	Ideal(Å)
34	BA	919	A	C6-N1	-6.73	1.30	1.35
34	BA	1165	A	C3'-C2'	-6.73	1.45	1.52
34	BA	1847	G	C8-N7	-6.73	1.26	1.30
35	BB	691	A	C2'-C1'	-6.73	1.46	1.53
35	BB	1068	G	O3'-P	-6.73	1.53	1.61
40	BG	138	C	C5'-C4'	-6.73	1.43	1.51
85	AA	1175	A	C4'-C3'	-6.73	1.45	1.53
85	AA	1291	A	C2'-C1'	-6.73	1.46	1.53
85	AA	1527	G	N9-C4	-6.73	1.32	1.38
34	BA	1650	G	C3'-C2'	-6.73	1.45	1.52
35	BB	1230	A	O4'-C1'	-6.73	1.32	1.41
35	BB	1410	G	O3'-P	-6.73	1.53	1.61
34	BA	166	G	C2'-C1'	-6.73	1.46	1.53
34	BA	325	A	N7-C5	-6.73	1.35	1.39
34	BA	798	G	N3-C4	-6.73	1.30	1.35
34	BA	1702	G	O3'-P	-6.73	1.53	1.61
35	BB	612	A	C2'-C1'	-6.73	1.46	1.53
35	BB	1082	A	N9-C4	-6.73	1.33	1.37
35	BB	1435	G	N7-C5	-6.73	1.35	1.39
36	BC	3	C	C4'-C3'	-6.73	1.45	1.53
37	BD	41	G	O4'-C1'	-6.73	1.32	1.41
40	BG	34	A	C5-C4	-6.73	1.34	1.38
40	BG	76	C	C5'-C4'	-6.73	1.43	1.51
85	AA	385	A	N3-C4	-6.73	1.30	1.34
85	AA	385	A	N7-C5	-6.73	1.35	1.39
85	AA	903	G	P-O5'	-6.73	1.53	1.59
85	AA	1214	C	P-O5'	-6.73	1.53	1.59
85	AA	1476	C	P-O5'	-6.73	1.53	1.59
85	AA	1508	A	N7-C5	-6.73	1.35	1.39
85	AA	2060	G	C5-C4	-6.73	1.33	1.38
34	BA	109	A	O3'-P	-6.73	1.53	1.61
34	BA	600	G	N9-C4	-6.73	1.32	1.38
34	BA	1316	G	O3'-P	-6.73	1.53	1.61
85	AA	867	G	N7-C5	-6.73	1.35	1.39
85	AA	1115	G	C2-N2	-6.73	1.27	1.34
34	BA	126	G	C8-N7	-6.72	1.26	1.30
34	BA	877	U	N3-C4	-6.72	1.32	1.38
34	BA	1310	C	N3-C4	-6.72	1.29	1.33
35	BB	1359	G	C3'-C2'	-6.72	1.45	1.52
35	BB	1451	C	O3'-P	-6.72	1.53	1.61
38	BE	154	A	C4'-C3'	-6.72	1.45	1.53
85	AA	254	G	O3'-P	-6.72	1.53	1.61

Continued on next page...

Continued from previous page...

Mol	Chain	Res	Type	Atoms	Z	Observed(Å)	Ideal(Å)
85	AA	584	G	C5-C6	-6.72	1.35	1.42
85	AA	1578	G	C6-N1	-6.72	1.34	1.39
34	BA	349	G	N9-C8	-6.72	1.33	1.37
34	BA	653	U	O3'-P	-6.72	1.53	1.61
34	BA	1735	G	C2'-C1'	-6.72	1.46	1.53
35	BB	366	G	P-O5'	-6.72	1.53	1.59
35	BB	544	C	O3'-P	-6.72	1.53	1.61
35	BB	803	U	O3'-P	-6.72	1.53	1.61
35	BB	1448	U	C2-N3	-6.72	1.33	1.37
36	BC	132	U	C2'-C1'	-6.72	1.46	1.53
85	AA	597	A	C4'-C3'	-6.72	1.45	1.53
85	AA	1480	C	P-O5'	-6.72	1.53	1.59
85	AA	1665	G	O3'-P	-6.72	1.53	1.61
34	BA	382	G	O3'-P	-6.72	1.53	1.61
34	BA	464	U	P-O5'	-6.72	1.53	1.59
34	BA	1535	G	C2'-C1'	-6.72	1.46	1.53
35	BB	1215	U	C2-N3	-6.72	1.33	1.37
35	BB	1399	A	O3'-P	-6.72	1.53	1.61
85	AA	386	G	C2'-C1'	-6.72	1.46	1.53
85	AA	2128	G	C2-N2	-6.72	1.27	1.34
34	BA	180	G	O3'-P	-6.72	1.53	1.61
34	BA	191	G	C6-N1	-6.72	1.34	1.39
34	BA	341	U	C2'-C1'	-6.72	1.46	1.53
34	BA	753	G	C2-N2	-6.72	1.27	1.34
34	BA	1164	C	C2-N3	-6.72	1.30	1.35
34	BA	1165	A	N7-C5	-6.72	1.35	1.39
34	BA	1533	G	N1-C2	-6.72	1.32	1.37
35	BB	418	G	O3'-P	-6.72	1.53	1.61
35	BB	470	C	C1'-N1	-6.72	1.37	1.46
35	BB	984	U	O3'-P	-6.72	1.53	1.61
35	BB	1048	A	C1'-N9	-6.72	1.37	1.46
35	BB	1449	G	C5-C4	-6.72	1.33	1.38
85	AA	159	G	C2-N3	-6.72	1.27	1.32
85	AA	1553	G	C2'-C1'	-6.72	1.46	1.53
34	BA	1262	A	O4'-C1'	-6.72	1.32	1.41
35	BB	494	C	C2-N3	-6.72	1.30	1.35
35	BB	964	G	C5-C4	-6.72	1.33	1.38
85	AA	432	A	N7-C5	-6.72	1.35	1.39
85	AA	2198	G	C2-N2	-6.72	1.27	1.34
34	BA	411	C	P-O5'	-6.72	1.53	1.59
34	BA	752	A	O3'-P	-6.72	1.53	1.61
34	BA	1497	A	P-O5'	-6.72	1.53	1.59

Continued on next page...

Continued from previous page...

Mol	Chain	Res	Type	Atoms	Z	Observed(Å)	Ideal(Å)
35	BB	841	U	C2-N3	-6.72	1.33	1.37
35	BB	1302	C	O3'-P	-6.72	1.53	1.61
37	BD	35	C	C3'-C2'	-6.72	1.45	1.52
85	AA	180	A	P-O5'	-6.72	1.53	1.59
85	AA	668	A	C2'-C1'	-6.72	1.46	1.53
34	BA	683	C	C4'-C3'	6.71	1.60	1.53
34	BA	1494	G	C5-C4	-6.71	1.33	1.38
35	BB	362	A	O3'-P	-6.71	1.53	1.61
35	BB	552	C	C3'-C2'	-6.71	1.45	1.52
35	BB	1194	A	C4'-C3'	-6.71	1.45	1.53
35	BB	1394	A	C3'-C2'	-6.71	1.45	1.52
35	BB	1467	A	C2'-C1'	-6.71	1.46	1.53
39	BF	29	U	C2'-C1'	-6.71	1.46	1.53
34	BA	435	U	C2-N3	-6.71	1.33	1.37
34	BA	1073	G	N3-C4	-6.71	1.30	1.35
34	BA	1173	C	C3'-C2'	-6.71	1.45	1.52
34	BA	1222	C	C4'-O4'	-6.71	1.36	1.45
34	BA	1644	A	O3'-P	-6.71	1.53	1.61
35	BB	108	G	N9-C8	-6.71	1.33	1.37
35	BB	1002	G	C2'-C1'	-6.71	1.46	1.53
36	BC	30	U	N3-C4	-6.71	1.32	1.38
85	AA	84	C	O3'-P	-6.71	1.53	1.61
85	AA	1479	U	O3'-P	-6.71	1.53	1.61
85	AA	1688	U	P-O5'	-6.71	1.53	1.59
34	BA	207	A	C5-C4	-6.71	1.34	1.38
34	BA	326	A	N3-C4	-6.71	1.30	1.34
34	BA	330	A	N3-C4	-6.71	1.30	1.34
34	BA	417	A	O4'-C1'	-6.71	1.32	1.41
34	BA	1226	G	C3'-C2'	-6.71	1.45	1.52
35	BB	596	C	C3'-C2'	-6.71	1.45	1.52
35	BB	681	G	O3'-P	-6.71	1.53	1.61
35	BB	707	G	C1'-N9	-6.71	1.37	1.46
35	BB	815	G	C5-C4	-6.71	1.33	1.38
35	BB	1365	G	C1'-N9	-6.71	1.37	1.46
35	BB	1375	G	C2-N2	-6.71	1.27	1.34
85	AA	74	U	C2'-C1'	-6.71	1.46	1.53
85	AA	722	G	C8-N7	-6.71	1.26	1.30
85	AA	1299	A	C3'-C2'	-6.71	1.45	1.52
34	BA	801	U	O3'-P	-6.71	1.53	1.61
34	BA	1086	A	O3'-P	-6.71	1.53	1.61
34	BA	1580	U	P-O5'	-6.71	1.53	1.59
35	BB	119	G	N9-C8	-6.71	1.33	1.37

Continued on next page...

Continued from previous page...

Mol	Chain	Res	Type	Atoms	Z	Observed(Å)	Ideal(Å)
40	BG	6	A	N9-C4	-6.71	1.33	1.37
85	AA	173	A	N7-C5	-6.71	1.35	1.39
34	BA	374	U	P-O5'	-6.71	1.53	1.59
34	BA	572	G	C3'-O3'	6.71	1.51	1.42
34	BA	1487	U	N3-C4	-6.71	1.32	1.38
35	BB	337	U	P-O5'	-6.71	1.53	1.59
37	BD	71	G	C2-N2	-6.71	1.27	1.34
41	BH	104	U	C3'-C2'	-6.71	1.45	1.52
85	AA	1302	A	N9-C4	6.71	1.41	1.37
85	AA	1685	G	O3'-P	-6.71	1.53	1.61
85	AA	1714	G	N9-C4	-6.71	1.32	1.38
85	AA	1799	C	C4-C5	-6.71	1.37	1.43
34	BA	454	G	C1'-N9	-6.71	1.37	1.46
34	BA	1414	C	C2'-C1'	-6.71	1.46	1.53
34	BA	1488	C	O3'-P	-6.71	1.53	1.61
34	BA	1570	C	C3'-C2'	-6.71	1.45	1.52
38	BE	104	G	N9-C4	6.71	1.43	1.38
38	BE	110	U	O3'-P	-6.71	1.53	1.61
40	BG	81	G	C5-C4	-6.71	1.33	1.38
41	BH	35	G	N1-C2	-6.71	1.32	1.37
34	BA	240	C	O3'-P	-6.71	1.53	1.61
34	BA	529	A	C5-C6	-6.71	1.35	1.41
34	BA	1568	A	O3'-P	-6.71	1.53	1.61
35	BB	428	G	N3-C4	-6.71	1.30	1.35
35	BB	629	C	C2-N3	-6.71	1.30	1.35
35	BB	747	A	P-O5'	-6.71	1.53	1.59
40	BG	32	U	N1-C2	-6.71	1.32	1.38
85	AA	116	G	C2'-C1'	-6.71	1.46	1.53
85	AA	2172	A	N9-C4	-6.71	1.33	1.37
34	BA	407	A	N3-C4	-6.70	1.30	1.34
34	BA	988	U	O3'-P	-6.70	1.53	1.61
34	BA	1072	U	P-O5'	-6.70	1.53	1.59
34	BA	1246	G	C5-C4	-6.70	1.33	1.38
35	BB	133	G	C5-C4	-6.70	1.33	1.38
35	BB	487	A	C5-C4	-6.70	1.34	1.38
35	BB	1381	U	C2-N3	-6.70	1.33	1.37
35	BB	1488	G	C2'-C1'	-6.70	1.46	1.53
85	AA	367	A	O4'-C1'	-6.70	1.32	1.41
85	AA	677	U	P-O5'	-6.70	1.53	1.59
85	AA	1263	G	N1-C2	-6.70	1.32	1.37
85	AA	2067	A	C4'-C3'	-6.70	1.45	1.53
34	BA	1823	A	O3'-P	-6.70	1.53	1.61

Continued on next page...

Continued from previous page...

Mol	Chain	Res	Type	Atoms	Z	Observed(Å)	Ideal(Å)
35	BB	393	A	C3'-C2'	-6.70	1.45	1.52
37	BD	91	U	C2'-C1'	-6.70	1.46	1.53
39	BF	47	C	C3'-C2'	-6.70	1.45	1.52
85	AA	69	C	C1'-N1	-6.70	1.37	1.46
34	BA	223	U	P-O5'	-6.70	1.53	1.59
34	BA	426	A	C4'-C3'	-6.70	1.45	1.53
34	BA	1280	A	C3'-C2'	-6.70	1.45	1.52
34	BA	1844	U	C2'-C1'	-6.70	1.46	1.53
35	BB	155	G	P-O5'	-6.70	1.53	1.59
35	BB	658	G	P-O5'	-6.70	1.53	1.59
35	BB	702	G	O3'-P	-6.70	1.53	1.61
85	AA	312	G	O3'-P	-6.70	1.53	1.61
85	AA	442	G	C1'-N9	-6.70	1.37	1.46
85	AA	443	A	C1'-N9	-6.70	1.37	1.46
85	AA	642	G	C2-N2	-6.70	1.27	1.34
85	AA	1887	G	C2'-C1'	-6.70	1.46	1.53
34	BA	515	U	C2'-C1'	-6.70	1.46	1.53
34	BA	704	G	O3'-P	-6.70	1.53	1.61
35	BB	538	A	N7-C5	-6.70	1.35	1.39
35	BB	542	A	P-O5'	-6.70	1.53	1.59
35	BB	833	G	N9-C8	-6.70	1.33	1.37
35	BB	1128	U	P-O5'	-6.70	1.53	1.59
85	AA	1891	U	O3'-P	-6.70	1.53	1.61
85	AA	2173	A	C3'-C2'	-6.70	1.45	1.52
34	BA	1090	A	C2'-C1'	-6.70	1.46	1.53
34	BA	1257	U	C4'-C3'	-6.70	1.45	1.53
34	BA	1650	G	C2'-C1'	-6.70	1.46	1.53
35	BB	1457	A	O3'-P	-6.70	1.53	1.61
85	AA	316	C	N3-C4	-6.70	1.29	1.33
34	BA	463	A	C2'-C1'	-6.70	1.46	1.53
34	BA	591	G	C1'-N9	-6.70	1.37	1.46
34	BA	819	G	P-O5'	-6.70	1.53	1.59
34	BA	984	U	P-O5'	-6.70	1.53	1.59
34	BA	1685	C	C1'-N1	-6.70	1.37	1.46
34	BA	1799	G	C6-N1	-6.70	1.34	1.39
35	BB	383	U	O3'-P	-6.70	1.53	1.61
35	BB	454	U	C3'-C2'	-6.70	1.45	1.52
35	BB	501	G	C3'-C2'	-6.70	1.45	1.52
35	BB	1015	U	C3'-C2'	-6.70	1.45	1.52
85	AA	318	A	C1'-N9	-6.70	1.37	1.46
34	BA	260	A	C3'-C2'	-6.69	1.45	1.52
36	BC	61	A	P-O5'	-6.69	1.53	1.59

Continued on next page...

Continued from previous page...

Mol	Chain	Res	Type	Atoms	Z	Observed(Å)	Ideal(Å)
37	BD	47	U	C1'-N1	-6.69	1.37	1.46
85	AA	2014	G	N3-C4	-6.69	1.30	1.35
34	BA	1039	G	N9-C8	-6.69	1.33	1.37
34	BA	1162	U	N3-C4	-6.69	1.32	1.38
35	BB	1108	G	N1-C2	-6.69	1.32	1.37
35	BB	1359	G	O3'-P	-6.69	1.53	1.61
40	BG	50	G	N9-C8	-6.69	1.33	1.37
85	AA	596	A	O3'-P	-6.69	1.53	1.61
85	AA	2188	C	C4-N4	-6.69	1.27	1.33
85	AA	2217	A	N9-C4	-6.69	1.33	1.37
34	BA	253	U	C3'-C2'	-6.69	1.45	1.52
34	BA	710	A	O3'-P	-6.69	1.53	1.61
34	BA	1583	A	O3'-P	-6.69	1.53	1.61
34	BA	1601	C	C2-N3	-6.69	1.30	1.35
35	BB	1420	U	C4'-C3'	-6.69	1.45	1.53
36	BC	15	G	C1'-N9	-6.69	1.37	1.46
40	BG	55	A	C5-C4	-6.69	1.34	1.38
34	BA	1672	C	N1-C6	-6.69	1.33	1.37
34	BA	1682	A	C1'-N9	-6.69	1.37	1.46
35	BB	441	G	C5-C4	-6.69	1.33	1.38
35	BB	1229	A	C1'-N9	-6.69	1.37	1.46
85	AA	1657	C	C2-N3	-6.69	1.30	1.35
34	BA	1058	C	C3'-C2'	-6.69	1.45	1.52
34	BA	1433	U	C4'-O4'	-6.69	1.36	1.45
35	BB	728	A	C1'-N9	-6.69	1.37	1.46
36	BC	18	G	N7-C5	-6.69	1.35	1.39
38	BE	73	A	C2'-C1'	-6.69	1.46	1.53
85	AA	309	G	O3'-P	-6.69	1.53	1.61
85	AA	1201	A	P-O5'	-6.69	1.53	1.59
85	AA	1263	G	C1'-N9	-6.69	1.37	1.46
85	AA	1670	U	C3'-C2'	-6.69	1.45	1.52
34	BA	334	G	P-O5'	-6.69	1.53	1.59
34	BA	1591	G	C6-N1	-6.69	1.34	1.39
34	BA	1685	C	C4'-C3'	-6.69	1.45	1.53
36	BC	9	G	N3-C4	-6.69	1.30	1.35
36	BC	27	U	N1-C2	-6.69	1.32	1.38
85	AA	435	A	C5-C4	-6.69	1.34	1.38
85	AA	1266	C	O3'-P	-6.69	1.53	1.61
34	BA	291	C	C2-N3	-6.68	1.30	1.35
34	BA	431	A	C4'-C3'	-6.68	1.45	1.53
34	BA	487	A	N1-C2	-6.68	1.28	1.34
34	BA	1183	U	C5'-C4'	6.68	1.59	1.51

Continued on next page...

Continued from previous page...

Mol	Chain	Res	Type	Atoms	Z	Observed(Å)	Ideal(Å)
35	BB	380	G	C2-N3	-6.68	1.27	1.32
35	BB	580	A	C2'-C1'	-6.68	1.46	1.53
35	BB	1330	A	O3'-P	-6.68	1.53	1.61
85	AA	405	C	O3'-P	-6.68	1.53	1.61
85	AA	792	A	C6-N6	-6.68	1.28	1.33
85	AA	1460	G	O3'-P	-6.68	1.53	1.61
85	AA	1476	C	C2'-C1'	-6.68	1.46	1.53
85	AA	1629	C	O3'-P	-6.68	1.53	1.61
34	BA	105	U	C3'-C2'	-6.68	1.45	1.52
34	BA	855	C	C2'-C1'	-6.68	1.46	1.53
34	BA	1150	A	C1'-N9	-6.68	1.37	1.46
34	BA	1178	U	C3'-C2'	-6.68	1.45	1.52
35	BB	37	C	C2'-C1'	-6.68	1.46	1.53
35	BB	469	G	P-O5'	-6.68	1.53	1.59
35	BB	828	G	C3'-C2'	-6.68	1.45	1.52
35	BB	1123	A	C1'-N9	-6.68	1.37	1.46
35	BB	1408	G	N9-C4	-6.68	1.32	1.38
40	BG	62	C	C2'-C1'	-6.68	1.46	1.53
40	BG	98	A	C3'-C2'	-6.68	1.45	1.52
40	BG	135	C	N1-C6	-6.68	1.33	1.37
85	AA	102	A	C1'-N9	-6.68	1.37	1.46
85	AA	2136	C	C2-N3	-6.68	1.30	1.35
34	BA	536	C	C2'-C1'	-6.68	1.46	1.53
35	BB	3	C	C4-C5	-6.68	1.37	1.43
35	BB	109	U	C2-N3	-6.68	1.33	1.37
38	BE	50	G	C4'-C3'	-6.68	1.45	1.53
85	AA	76	G	O3'-P	-6.68	1.53	1.61
34	BA	18	G	C5-C4	-6.68	1.33	1.38
34	BA	278	U	O3'-P	-6.68	1.53	1.61
34	BA	1305	A	N7-C5	-6.68	1.35	1.39
34	BA	1431	G	P-O5'	-6.68	1.53	1.59
35	BB	44	C	C4'-C3'	-6.68	1.45	1.53
35	BB	70	A	C5'-C4'	6.68	1.59	1.51
35	BB	680	A	C8-N7	-6.68	1.26	1.31
35	BB	1345	A	N9-C4	-6.68	1.33	1.37
38	BE	26	G	P-O5'	-6.68	1.53	1.59
40	BG	129	G	C2'-C1'	-6.68	1.46	1.53
85	AA	20	G	N3-C4	-6.68	1.30	1.35
85	AA	2205	A	O3'-P	-6.68	1.53	1.61
34	BA	751	A	C2'-C1'	-6.68	1.46	1.53
34	BA	784	C	C3'-C2'	-6.68	1.45	1.52
34	BA	1058	C	P-O5'	-6.68	1.53	1.59

Continued on next page...

Continued from previous page...

Mol	Chain	Res	Type	Atoms	Z	Observed(Å)	Ideal(Å)
35	BB	126	C	C2-N3	-6.68	1.30	1.35
35	BB	1113	C	C2'-C1'	-6.68	1.46	1.53
85	AA	176	C	C2'-C1'	-6.68	1.46	1.53
85	AA	1546	G	N9-C4	-6.68	1.32	1.38
85	AA	2139	G	C5-C4	-6.68	1.33	1.38
34	BA	257	G	P-O5'	-6.68	1.53	1.59
34	BA	299	C	C2'-C1'	-6.68	1.46	1.53
34	BA	480	G	C2'-C1'	-6.68	1.46	1.53
34	BA	588	C	C1'-N1	-6.68	1.37	1.46
34	BA	932	G	C2'-C1'	-6.68	1.46	1.53
34	BA	1066	A	C2'-C1'	-6.68	1.46	1.53
34	BA	1446	G	C6-N1	-6.68	1.34	1.39
35	BB	30	A	N9-C4	-6.68	1.33	1.37
35	BB	62	C	O3'-P	-6.68	1.53	1.61
35	BB	575	C	C2'-C1'	-6.68	1.46	1.53
35	BB	1063	C	C1'-N1	-6.68	1.37	1.46
35	BB	1175	A	N3-C4	-6.68	1.30	1.34
36	BC	128	U	C2'-C1'	-6.68	1.46	1.53
40	BG	74	G	N1-C2	-6.68	1.32	1.37
40	BG	167	C	C2'-C1'	-6.68	1.46	1.53
85	AA	532	G	C2-N2	-6.68	1.27	1.34
85	AA	770	C	P-O5'	-6.68	1.53	1.59
85	AA	1118	U	P-O5'	-6.68	1.53	1.59
85	AA	1578	G	N7-C5	-6.68	1.35	1.39
85	AA	2132	A	P-O5'	-6.68	1.53	1.59
34	BA	516	U	C4'-O4'	-6.67	1.36	1.45
35	BB	1102	U	N1-C6	-6.67	1.31	1.38
36	BC	154	A	P-O5'	-6.67	1.53	1.59
37	BD	96	C	C4-N4	-6.67	1.27	1.33
40	BG	75	C	C1'-N1	-6.67	1.37	1.46
40	BG	79	U	P-O5'	-6.67	1.53	1.59
85	AA	333	A	N9-C4	-6.67	1.33	1.37
85	AA	1704	C	C2'-C1'	-6.67	1.46	1.53
85	AA	2170	G	C2'-C1'	-6.67	1.46	1.53
34	BA	1515	U	O3'-P	-6.67	1.53	1.61
35	BB	595	U	C2'-C1'	-6.67	1.46	1.53
35	BB	1220	A	C3'-C2'	-6.67	1.45	1.52
85	AA	56	U	C2'-C1'	-6.67	1.46	1.53
85	AA	483	G	C4'-C3'	-6.67	1.45	1.53
85	AA	537	G	C2'-C1'	-6.67	1.46	1.53
34	BA	389	U	C2'-C1'	-6.67	1.46	1.53
34	BA	578	C	O3'-P	-6.67	1.53	1.61

Continued on next page...

Continued from previous page...

Mol	Chain	Res	Type	Atoms	Z	Observed(Å)	Ideal(Å)
34	BA	822	U	P-O5'	-6.67	1.53	1.59
34	BA	892	C	O4'-C1'	-6.67	1.32	1.41
34	BA	1530	G	N9-C8	-6.67	1.33	1.37
35	BB	515	C	P-O5'	-6.67	1.53	1.59
41	BH	66	G	C2'-C1'	-6.67	1.46	1.53
85	AA	506	G	C6-N1	-6.67	1.34	1.39
85	AA	936	C	C4-N4	-6.67	1.27	1.33
85	AA	1813	C	C2'-C1'	-6.67	1.46	1.53
85	AA	2172	A	N3-C4	-6.67	1.30	1.34
34	BA	1006	G	C1'-N9	-6.67	1.37	1.46
35	BB	606	C	C3'-C2'	-6.67	1.45	1.52
85	AA	421	G	N1-C2	-6.67	1.32	1.37
85	AA	2007	G	O3'-P	-6.67	1.53	1.61
34	BA	124	G	O3'-P	-6.67	1.53	1.61
34	BA	839	U	C2-N3	-6.67	1.33	1.37
34	BA	1005	C	C4'-C3'	-6.67	1.45	1.53
34	BA	1171	C	C2-N3	-6.67	1.30	1.35
35	BB	92	C	P-O5'	-6.67	1.53	1.59
35	BB	135	C	N1-C6	-6.67	1.33	1.37
35	BB	433	C	O3'-P	-6.67	1.53	1.61
35	BB	481	A	C3'-C2'	-6.67	1.45	1.52
35	BB	1144	A	C5-C4	-6.67	1.34	1.38
37	BD	16	U	C2'-C1'	-6.67	1.46	1.53
41	BH	3	U	C3'-C2'	-6.67	1.45	1.52
85	AA	458	C	C2-N3	-6.67	1.30	1.35
85	AA	671	G	C5'-C4'	-6.67	1.43	1.51
85	AA	1177	G	C6-N1	-6.67	1.34	1.39
85	AA	1284	A	C1'-N9	-6.67	1.37	1.46
34	BA	38	G	C2-N2	-6.67	1.27	1.34
34	BA	104	A	N3-C4	-6.67	1.30	1.34
34	BA	705	C	O3'-P	-6.67	1.53	1.61
34	BA	943	G	C2-N2	-6.67	1.27	1.34
35	BB	1165	A	P-O5'	-6.67	1.53	1.59
85	AA	161	A	C1'-N9	-6.67	1.37	1.46
85	AA	439	U	P-O5'	-6.67	1.53	1.59
34	BA	1273	U	C4'-C3'	-6.67	1.45	1.53
35	BB	659	C	O3'-P	-6.67	1.53	1.61
85	AA	2102	A	C1'-N9	-6.67	1.37	1.46
34	BA	857	C	C1'-N1	-6.66	1.37	1.46
34	BA	1538	G	N7-C5	-6.66	1.35	1.39
34	BA	1795	A	C5-C4	-6.66	1.34	1.38
35	BB	65	A	C5-C4	-6.66	1.34	1.38

Continued on next page...

Continued from previous page...

Mol	Chain	Res	Type	Atoms	Z	Observed(Å)	Ideal(Å)
35	BB	815	G	P-O5'	-6.66	1.53	1.59
35	BB	981	A	N7-C5	-6.66	1.35	1.39
35	BB	1205	A	O3'-P	-6.66	1.53	1.61
40	BG	118	U	O4'-C1'	-6.66	1.32	1.41
41	BH	38	G	N1-C2	-6.66	1.32	1.37
85	AA	1491	G	C2-N3	-6.66	1.27	1.32
34	BA	195	G	C2-N2	-6.66	1.27	1.34
34	BA	304	G	C2'-C1'	-6.66	1.46	1.53
34	BA	500	C	C3'-O3'	-6.66	1.32	1.42
34	BA	1075	U	C2'-C1'	-6.66	1.46	1.53
35	BB	51	U	C2-N3	-6.66	1.33	1.37
35	BB	1369	A	C2'-C1'	-6.66	1.46	1.53
36	BC	18	G	C4'-C3'	-6.66	1.45	1.53
38	BE	61	A	N9-C4	-6.66	1.33	1.37
40	BG	72	G	C2'-C1'	-6.66	1.46	1.53
85	AA	147	G	C2'-C1'	-6.66	1.46	1.53
85	AA	820	G	C5'-C4'	-6.66	1.43	1.51
85	AA	1297	G	O3'-P	-6.66	1.53	1.61
85	AA	2057	G	N9-C4	-6.66	1.32	1.38
34	BA	249	A	C5'-C4'	6.66	1.59	1.51
34	BA	542	A	O3'-P	-6.66	1.53	1.61
34	BA	1105	A	C1'-N9	-6.66	1.37	1.46
34	BA	1258	G	N9-C8	-6.66	1.33	1.37
40	BG	100	G	N9-C4	-6.66	1.32	1.38
40	BG	118	U	N1-C6	-6.66	1.31	1.38
41	BH	8	C	O3'-P	-6.66	1.53	1.61
85	AA	527	A	O3'-P	-6.66	1.53	1.61
34	BA	199	U	O3'-P	-6.66	1.53	1.61
34	BA	259	C	C3'-C2'	-6.66	1.45	1.52
34	BA	1161	G	O3'-P	-6.66	1.53	1.61
34	BA	1469	G	C6-N1	-6.66	1.34	1.39
35	BB	116	G	C2-N2	-6.66	1.27	1.34
35	BB	484	G	C2-N2	-6.66	1.27	1.34
35	BB	493	U	C3'-C2'	-6.66	1.45	1.52
35	BB	828	G	O3'-P	-6.66	1.53	1.61
35	BB	1074	U	C2'-C1'	-6.66	1.46	1.53
35	BB	1458	U	P-O5'	-6.66	1.53	1.59
38	BE	113	C	C2'-C1'	-6.66	1.46	1.53
83	Bx	48	GLY	N-CA	6.66	1.56	1.46
85	AA	810	C	C2'-C1'	-6.66	1.46	1.53
85	AA	855	G	C4'-C3'	-6.66	1.45	1.53
85	AA	876	U	O3'-P	-6.66	1.53	1.61

Continued on next page...

Continued from previous page...

Mol	Chain	Res	Type	Atoms	Z	Observed(Å)	Ideal(Å)
85	AA	2139	G	C3'-C2'	-6.66	1.45	1.52
34	BA	381	A	C3'-C2'	-6.66	1.45	1.52
41	BH	45	G	C2'-C1'	-6.66	1.46	1.53
34	BA	713	C	P-O5'	-6.66	1.53	1.59
34	BA	802	G	O3'-P	-6.66	1.53	1.61
34	BA	885	A	C1'-N9	-6.66	1.37	1.46
34	BA	1052	G	C2'-C1'	-6.66	1.46	1.53
34	BA	1063	G	P-O5'	-6.66	1.53	1.59
34	BA	1254	C	C2'-C1'	-6.66	1.46	1.53
34	BA	1815	G	N1-C2	-6.66	1.32	1.37
35	BB	555	G	N7-C5	-6.66	1.35	1.39
35	BB	1350	A	P-O5'	-6.66	1.53	1.59
35	BB	1405	G	C3'-C2'	-6.66	1.45	1.52
36	BC	26	U	C4'-C3'	-6.66	1.45	1.53
36	BC	158	U	P-O5'	-6.66	1.53	1.59
37	BD	78	C	C2'-C1'	-6.66	1.46	1.53
85	AA	560	C	C2'-C1'	-6.66	1.46	1.53
85	AA	741	G	P-O5'	-6.66	1.53	1.59
85	AA	769	C	C3'-C2'	-6.66	1.45	1.52
85	AA	1038	U	C5'-C4'	6.66	1.59	1.51
34	BA	447	U	C2-N3	-6.65	1.33	1.37
34	BA	1809	G	C5-C4	-6.65	1.33	1.38
40	BG	18	U	O3'-P	-6.65	1.53	1.61
85	AA	903	G	C2'-C1'	-6.65	1.46	1.53
34	BA	358	A	O3'-P	-6.65	1.53	1.61
34	BA	513	U	C5'-C4'	-6.65	1.43	1.51
35	BB	101	U	C5'-C4'	-6.65	1.43	1.51
35	BB	405	U	C2-N3	-6.65	1.33	1.37
35	BB	526	A	N3-C4	-6.65	1.30	1.34
35	BB	1033	U	C1'-N1	-6.65	1.37	1.46
35	BB	1063	C	C4'-O4'	-6.65	1.36	1.45
35	BB	1205	A	C4'-C3'	-6.65	1.45	1.53
35	BB	1529	G	C2'-C1'	-6.65	1.46	1.53
41	BH	45	G	C6-N1	-6.65	1.34	1.39
85	AA	597	A	C2'-C1'	-6.65	1.46	1.53
85	AA	988	C	O3'-P	-6.65	1.53	1.61
85	AA	1515	A	O4'-C1'	-6.65	1.33	1.41
85	AA	2210	C	C2'-C1'	-6.65	1.46	1.53
34	BA	67	A	C4'-C3'	-6.65	1.45	1.53
34	BA	245	U	C2-N3	-6.65	1.33	1.37
34	BA	894	G	C8-N7	-6.65	1.26	1.30
34	BA	971	G	C5-C4	-6.65	1.33	1.38

Continued on next page...

Continued from previous page...

Mol	Chain	Res	Type	Atoms	Z	Observed(Å)	Ideal(Å)
34	BA	1641	G	C4'-C3'	-6.65	1.45	1.53
35	BB	521	U	O3'-P	-6.65	1.53	1.61
85	AA	1542	A	O4'-C1'	-6.65	1.33	1.41
85	AA	1888	U	P-O5'	-6.65	1.53	1.59
85	AA	2139	G	C5-C6	-6.65	1.35	1.42
34	BA	1048	C	C2-N3	-6.65	1.30	1.35
34	BA	1156	U	O3'-P	-6.65	1.53	1.61
35	BB	563	A	C1'-N9	-6.65	1.37	1.46
35	BB	1209	A	N3-C4	-6.65	1.30	1.34
85	AA	558	U	C2'-C1'	-6.65	1.46	1.53
85	AA	1188	A	C4'-C3'	-6.65	1.45	1.53
34	BA	3	G	C2-N3	-6.65	1.27	1.32
34	BA	280	A	N9-C4	-6.65	1.33	1.37
34	BA	932	G	O3'-P	-6.65	1.53	1.61
34	BA	965	A	C4'-C3'	-6.65	1.45	1.53
34	BA	1248	A	N3-C4	-6.65	1.30	1.34
34	BA	1797	A	C5-C4	-6.65	1.34	1.38
35	BB	398	A	O3'-P	-6.65	1.53	1.61
35	BB	1025	A	O5'-C5'	6.65	1.55	1.44
36	BC	136	G	C6-N1	-6.65	1.34	1.39
38	BE	50	G	N1-C2	-6.65	1.32	1.37
85	AA	337	C	C2'-C1'	-6.65	1.46	1.53
85	AA	369	A	C5-C4	-6.65	1.34	1.38
85	AA	667	A	O3'-P	-6.65	1.53	1.61
85	AA	1145	U	O3'-P	-6.65	1.53	1.61
85	AA	2152	C	O3'-P	-6.65	1.53	1.61
85	AA	2193	A	N7-C5	-6.65	1.35	1.39
30	AW	48	TYR	CB-CG	-6.65	1.41	1.51
34	BA	138	C	C2-N3	-6.65	1.30	1.35
34	BA	774	A	N7-C5	-6.65	1.35	1.39
85	AA	363	A	P-O5'	-6.65	1.53	1.59
34	BA	483	A	N9-C8	-6.64	1.32	1.37
34	BA	518	C	C1'-N1	-6.64	1.37	1.46
34	BA	891	C	C2'-C1'	-6.64	1.46	1.53
35	BB	108	G	C5-C4	-6.64	1.33	1.38
35	BB	1209	A	C5'-C4'	6.64	1.59	1.51
35	BB	1291	G	C5-C4	-6.64	1.33	1.38
36	BC	92	C	C2'-C1'	-6.64	1.46	1.53
85	AA	790	A	C4'-O4'	-6.64	1.36	1.45
34	BA	289	A	C1'-N9	-6.64	1.37	1.46
34	BA	487	A	C6-N1	-6.64	1.30	1.35
34	BA	1175	G	N1-C2	-6.64	1.32	1.37

Continued on next page...

Continued from previous page...

Mol	Chain	Res	Type	Atoms	Z	Observed(Å)	Ideal(Å)
35	BB	66	G	C6-N1	-6.64	1.34	1.39
35	BB	598	C	C2-N3	-6.64	1.30	1.35
35	BB	1214	U	C2-N3	-6.64	1.33	1.37
35	BB	1387	C	O3'-P	-6.64	1.53	1.61
36	BC	65	G	C3'-C2'	-6.64	1.45	1.52
40	BG	168	A	O4'-C1'	-6.64	1.33	1.41
85	AA	40	A	O3'-P	-6.64	1.53	1.61
85	AA	321	C	O3'-P	-6.64	1.53	1.61
85	AA	397	G	C1'-N9	-6.64	1.37	1.46
85	AA	491	G	C2-N2	-6.64	1.27	1.34
85	AA	1173	A	N9-C4	-6.64	1.33	1.37
34	BA	934	G	O4'-C1'	-6.64	1.33	1.41
34	BA	1252	G	C5-C4	-6.64	1.33	1.38
34	BA	1616	A	C2'-C1'	-6.64	1.46	1.53
35	BB	520	G	C5-C6	-6.64	1.35	1.42
35	BB	1002	G	C2-N2	-6.64	1.27	1.34
38	BE	98	C	O3'-P	-6.64	1.53	1.61
85	AA	95	U	C2'-C1'	-6.64	1.46	1.53
85	AA	608	A	P-O5'	-6.64	1.53	1.59
85	AA	2039	G	C1'-N9	-6.64	1.37	1.46
34	BA	1495	A	N7-C5	-6.64	1.35	1.39
35	BB	1375	G	C1'-N9	-6.64	1.37	1.46
36	BC	12	A	C6-N6	-6.64	1.28	1.33
36	BC	77	A	P-O5'	-6.64	1.53	1.59
37	BD	72	U	C1'-N1	-6.64	1.37	1.46
38	BE	193	A	N3-C4	-6.64	1.30	1.34
40	BG	40	G	N7-C5	-6.64	1.35	1.39
85	AA	40	A	C2'-C1'	-6.64	1.46	1.53
85	AA	481	A	P-O5'	-6.64	1.53	1.59
85	AA	668	A	N3-C4	-6.64	1.30	1.34
85	AA	685	U	O3'-P	-6.64	1.53	1.61
85	AA	1170	C	C2'-C1'	-6.64	1.46	1.53
38	BE	46	G	C1'-N9	-6.64	1.37	1.46
34	BA	29	U	P-O5'	-6.64	1.53	1.59
34	BA	61	G	N7-C5	-6.64	1.35	1.39
34	BA	125	G	C3'-C2'	-6.64	1.45	1.52
34	BA	1310	C	C2'-C1'	-6.64	1.46	1.53
34	BA	1566	G	N9-C4	-6.64	1.32	1.38
35	BB	102	G	C1'-N9	-6.64	1.37	1.46
35	BB	604	C	C3'-C2'	-6.64	1.45	1.52
35	BB	1338	U	C3'-C2'	-6.64	1.45	1.52
40	BG	9	G	C5-C4	-6.64	1.33	1.38

Continued on next page...

Continued from previous page...

Mol	Chain	Res	Type	Atoms	Z	Observed(Å)	Ideal(Å)
85	AA	466	A	N9-C8	-6.64	1.32	1.37
85	AA	557	G	O3'-P	-6.64	1.53	1.61
85	AA	804	A	C2'-C1'	-6.64	1.46	1.53
85	AA	1268	C	C2-N3	-6.64	1.30	1.35
85	AA	1811	C	C5'-C4'	6.64	1.59	1.51
85	AA	2028	G	N7-C5	-6.64	1.35	1.39
34	BA	791	A	P-O5'	-6.63	1.53	1.59
34	BA	1172	C	P-O5'	-6.63	1.53	1.59
34	BA	1597	G	P-O5'	-6.63	1.53	1.59
34	BA	1598	U	C2-N3	-6.63	1.33	1.37
35	BB	9	G	N9-C4	-6.63	1.32	1.38
35	BB	375	G	C2-N2	-6.63	1.27	1.34
35	BB	628	A	C5-C4	-6.63	1.34	1.38
35	BB	649	A	C5-C4	-6.63	1.34	1.38
39	BF	13	U	N1-C2	-6.63	1.32	1.38
85	AA	109	G	P-O5'	-6.63	1.53	1.59
34	BA	124	G	P-O5'	-6.63	1.53	1.59
35	BB	1086	G	N7-C5	-6.63	1.35	1.39
85	AA	2003	C	C2'-C1'	-6.63	1.46	1.53
85	AA	2071	U	C2-N3	-6.63	1.33	1.37
34	BA	23	A	O3'-P	-6.63	1.53	1.61
34	BA	85	C	O3'-P	-6.63	1.53	1.61
34	BA	266	G	O3'-P	-6.63	1.53	1.61
35	BB	631	G	N7-C5	-6.63	1.35	1.39
35	BB	999	G	C3'-C2'	-6.63	1.45	1.52
36	BC	64	U	P-O5'	-6.63	1.53	1.59
36	BC	103	A	O3'-P	-6.63	1.53	1.61
38	BE	114	G	N9-C8	-6.63	1.33	1.37
39	BF	31	U	P-O5'	-6.63	1.53	1.59
41	BH	120	C	C2-N3	-6.63	1.30	1.35
85	AA	987	C	C2-N3	-6.63	1.30	1.35
34	BA	859	G	C2'-C1'	-6.63	1.46	1.53
34	BA	1088	G	P-O5'	-6.63	1.53	1.59
35	BB	459	U	O3'-P	-6.63	1.53	1.61
35	BB	1298	C	C4'-C3'	-6.63	1.45	1.53
38	BE	12	A	O3'-P	-6.63	1.53	1.61
85	AA	471	U	O4'-C1'	-6.63	1.33	1.41
85	AA	927	A	O3'-P	-6.63	1.53	1.61
85	AA	1482	C	N3-C4	-6.63	1.29	1.33
34	BA	837	U	C2'-C1'	-6.63	1.46	1.53
34	BA	1278	A	N9-C4	-6.63	1.33	1.37
35	BB	502	C	C1'-N1	-6.63	1.37	1.46

Continued on next page...

Continued from previous page...

Mol	Chain	Res	Type	Atoms	Z	Observed(Å)	Ideal(Å)
35	BB	846	A	N9-C4	-6.63	1.33	1.37
35	BB	999	G	C5-C4	-6.63	1.33	1.38
35	BB	1292	G	C5'-C4'	-6.63	1.43	1.51
35	BB	1296	A	C2'-C1'	-6.63	1.46	1.53
38	BE	130	G	C1'-N9	-6.63	1.37	1.46
40	BG	116	G	C6-N1	-6.63	1.34	1.39
85	AA	395	G	C5'-C4'	-6.63	1.43	1.51
85	AA	661	C	C3'-C2'	-6.63	1.45	1.52
85	AA	1219	A	O3'-P	-6.63	1.53	1.61
85	AA	1693	C	C2'-C1'	-6.63	1.46	1.53
34	BA	577	U	O3'-P	-6.63	1.53	1.61
34	BA	1332	U	C3'-C2'	-6.63	1.45	1.52
35	BB	35	G	C6-N1	-6.63	1.34	1.39
35	BB	1034	U	C1'-N1	-6.63	1.37	1.46
35	BB	1036	G	C1'-N9	-6.63	1.37	1.46
36	BC	169	G	P-O5'	-6.63	1.53	1.59
37	BD	6	C	P-O5'	-6.63	1.53	1.59
38	BE	176	G	N3-C4	-6.63	1.30	1.35
39	BF	51	C	C2-N3	-6.63	1.30	1.35
85	AA	102	A	N7-C5	-6.63	1.35	1.39
85	AA	1136	A	N7-C5	-6.63	1.35	1.39
85	AA	1510	A	N7-C5	-6.63	1.35	1.39
34	BA	723	C	C2'-C1'	-6.62	1.46	1.53
35	BB	58	G	C1'-N9	-6.62	1.37	1.46
35	BB	994	A	C3'-C2'	6.62	1.60	1.52
35	BB	1497	C	P-O5'	-6.62	1.53	1.59
38	BE	141	A	C8-N7	-6.62	1.26	1.31
34	BA	189	G	P-O5'	-6.62	1.53	1.59
34	BA	266	G	C2-N2	-6.62	1.27	1.34
34	BA	1321	A	C1'-N9	-6.62	1.37	1.46
34	BA	1419	A	C2'-C1'	-6.62	1.46	1.53
35	BB	97	U	C2'-C1'	-6.62	1.46	1.53
35	BB	592	G	P-O5'	-6.62	1.53	1.59
35	BB	1534	U	C3'-C2'	-6.62	1.45	1.52
38	BE	96	G	N7-C5	-6.62	1.35	1.39
38	BE	147	G	N9-C4	-6.62	1.32	1.38
85	AA	688	C	P-O5'	-6.62	1.53	1.59
34	BA	361	C	O3'-P	-6.62	1.53	1.61
34	BA	409	A	C3'-C2'	-6.62	1.45	1.52
34	BA	1598	U	C4'-C3'	-6.62	1.45	1.53
35	BB	1062	G	C5-C4	-6.62	1.33	1.38
35	BB	1444	U	C3'-C2'	-6.62	1.45	1.52

Continued on next page...

Continued from previous page...

Mol	Chain	Res	Type	Atoms	Z	Observed(Å)	Ideal(Å)
35	BB	1471	A	N7-C5	-6.62	1.35	1.39
36	BC	16	A	C3'-C2'	-6.62	1.45	1.52
36	BC	120	G	C1'-N9	-6.62	1.37	1.46
37	BD	49	A	N9-C4	-6.62	1.33	1.37
85	AA	1105	G	N1-C2	-6.62	1.32	1.37
85	AA	1910	A	P-O5'	-6.62	1.53	1.59
35	BB	18	A	C2'-C1'	-6.62	1.46	1.53
35	BB	664	A	O4'-C1'	-6.62	1.33	1.41
35	BB	1153	G	P-O5'	-6.62	1.53	1.59
40	BG	98	A	N9-C8	-6.62	1.32	1.37
85	AA	1450	U	C2'-C1'	-6.62	1.46	1.53
34	BA	688	G	C3'-C2'	-6.62	1.45	1.52
34	BA	987	C	C2-N3	-6.62	1.30	1.35
34	BA	1006	G	O3'-P	-6.62	1.53	1.61
36	BC	46	G	O3'-P	-6.62	1.53	1.61
85	AA	352	G	C3'-C2'	-6.62	1.45	1.52
34	BA	145	U	C2-N3	-6.62	1.33	1.37
35	BB	25	A	C2'-C1'	-6.62	1.46	1.53
35	BB	33	A	C2'-C1'	-6.62	1.46	1.53
34	BA	76	U	N3-C4	-6.62	1.32	1.38
34	BA	1530	G	C1'-N9	-6.62	1.37	1.46
35	BB	39	C	C2'-C1'	-6.62	1.46	1.53
35	BB	1200	A	O3'-P	-6.62	1.53	1.61
36	BC	148	C	N1-C6	-6.62	1.33	1.37
37	BD	85	C	C2'-C1'	-6.62	1.46	1.53
40	BG	115	C	N1-C6	-6.62	1.33	1.37
41	BH	34	G	C8-N7	-6.62	1.26	1.30
85	AA	643	C	P-O5'	-6.62	1.53	1.59
34	BA	891	C	O3'-P	-6.61	1.53	1.61
34	BA	1504	A	C3'-C2'	-6.61	1.45	1.52
35	BB	630	A	N9-C4	-6.61	1.33	1.37
35	BB	1052	G	P-O5'	-6.61	1.53	1.59
35	BB	1486	C	C2'-C1'	-6.61	1.46	1.53
38	BE	162	U	N1-C6	-6.61	1.31	1.38
40	BG	32	U	P-O5'	-6.61	1.53	1.59
40	BG	88	G	C1'-N9	-6.61	1.37	1.46
85	AA	30	G	O3'-P	-6.61	1.53	1.61
85	AA	112	A	C1'-N9	-6.61	1.37	1.46
85	AA	461	G	N9-C4	-6.61	1.32	1.38
85	AA	471	U	C3'-C2'	-6.61	1.45	1.52
85	AA	1299	A	O3'-P	-6.61	1.53	1.61
85	AA	1864	G	O3'-P	-6.61	1.53	1.61

Continued on next page...

Continued from previous page...

Mol	Chain	Res	Type	Atoms	Z	Observed(Å)	Ideal(Å)
86	AB	13	C	C2'-C1'	-6.61	1.46	1.53
34	BA	662	U	C2'-C1'	-6.61	1.46	1.53
34	BA	908	G	N9-C4	-6.61	1.32	1.38
34	BA	1151	A	O3'-P	-6.61	1.53	1.61
34	BA	1436	A	C5-C4	-6.61	1.34	1.38
35	BB	595	U	O3'-P	-6.61	1.53	1.61
85	AA	1868	G	P-O5'	-6.61	1.53	1.59
34	BA	290	G	C6-N1	-6.61	1.34	1.39
34	BA	679	U	O4'-C1'	-6.61	1.33	1.41
34	BA	1450	G	C4'-O4'	-6.61	1.36	1.45
35	BB	412	A	N9-C8	-6.61	1.32	1.37
35	BB	638	G	C3'-C2'	-6.61	1.45	1.52
35	BB	690	C	C2-N3	-6.61	1.30	1.35
39	BF	71	G	N9-C8	-6.61	1.33	1.37
40	BG	28	A	C1'-N9	-6.61	1.37	1.46
85	AA	728	U	P-O5'	-6.61	1.53	1.59
85	AA	1224	C	C2-N3	-6.61	1.30	1.35
34	BA	315	U	P-O5'	-6.61	1.53	1.59
34	BA	358	A	C2'-C1'	-6.61	1.46	1.53
34	BA	1472	G	O3'-P	-6.61	1.53	1.61
35	BB	359	A	O3'-P	-6.61	1.53	1.61
35	BB	622	G	O3'-P	-6.61	1.53	1.61
85	AA	679	A	C5-C4	-6.61	1.34	1.38
34	BA	17	A	C1'-N9	-6.61	1.37	1.46
34	BA	334	G	N9-C8	-6.61	1.33	1.37
34	BA	545	U	C2'-C1'	-6.61	1.46	1.53
34	BA	892	C	N1-C6	-6.61	1.33	1.37
34	BA	1675	C	C2-N3	-6.61	1.30	1.35
35	BB	969	C	P-O5'	-6.61	1.53	1.59
35	BB	1050	A	N9-C4	-6.61	1.33	1.37
35	BB	1389	C	O3'-P	-6.61	1.53	1.61
38	BE	133	C	C2'-C1'	-6.61	1.46	1.53
41	BH	59	G	P-O5'	-6.61	1.53	1.59
85	AA	535	G	O3'-P	-6.61	1.53	1.61
85	AA	821	U	P-O5'	-6.61	1.53	1.59
85	AA	2082	C	N3-C4	-6.61	1.29	1.33
34	BA	828	A	P-O5'	-6.61	1.53	1.59
34	BA	1601	C	C2'-C1'	-6.61	1.46	1.53
34	BA	1667	G	C5-C4	-6.61	1.33	1.38
34	BA	1785	G	N9-C4	-6.61	1.32	1.38
35	BB	375	G	N9-C8	-6.61	1.33	1.37
35	BB	582	G	C2'-C1'	-6.61	1.46	1.53

Continued on next page...

Continued from previous page...

Mol	Chain	Res	Type	Atoms	Z	Observed(Å)	Ideal(Å)
35	BB	857	G	N7-C5	-6.61	1.35	1.39
35	BB	1504	U	C5'-C4'	6.61	1.59	1.51
40	BG	96	C	C1'-N1	-6.61	1.37	1.46
41	BH	104	U	P-O5'	-6.61	1.53	1.59
85	AA	875	C	C2'-C1'	-6.61	1.46	1.53
85	AA	1167	G	O3'-P	-6.61	1.53	1.61
85	AA	1796	C	P-O5'	-6.61	1.53	1.59
86	AB	70	G	N7-C5	-6.61	1.35	1.39
35	BB	54	U	C2-N3	-6.60	1.33	1.37
34	BA	211	C	O3'-P	-6.60	1.53	1.61
34	BA	388	A	N7-C5	-6.60	1.35	1.39
34	BA	426	A	C5-C4	-6.60	1.34	1.38
34	BA	813	C	O4'-C1'	-6.60	1.33	1.41
34	BA	870	C	N1-C6	6.60	1.41	1.37
34	BA	1033	G	C2'-C1'	-6.60	1.46	1.53
34	BA	1145	U	O3'-P	-6.60	1.53	1.61
35	BB	32	C	P-O5'	-6.60	1.53	1.59
35	BB	81	A	C3'-C2'	-6.60	1.45	1.52
35	BB	1362	G	C5-C4	-6.60	1.33	1.38
35	BB	1396	G	C1'-N9	-6.60	1.37	1.46
36	BC	121	G	C3'-C2'	-6.60	1.45	1.52
85	AA	104	C	N1-C6	-6.60	1.33	1.37
85	AA	546	U	O3'-P	-6.60	1.53	1.61
85	AA	880	A	O3'-P	-6.60	1.53	1.61
85	AA	1549	G	C3'-C2'	-6.60	1.45	1.52
34	BA	690	G	C5-C4	-6.60	1.33	1.38
35	BB	133	G	P-O5'	-6.60	1.53	1.59
85	AA	487	G	N1-C2	-6.60	1.32	1.37
85	AA	687	G	C1'-N9	-6.60	1.37	1.46
85	AA	2201	A	O3'-P	-6.60	1.53	1.61
34	BA	307	C	C3'-C2'	-6.60	1.45	1.52
34	BA	968	G	O3'-P	-6.60	1.53	1.61
34	BA	1286	C	C3'-C2'	-6.60	1.45	1.52
34	BA	1312	A	C3'-C2'	-6.60	1.45	1.52
34	BA	1562	G	N1-C2	-6.60	1.32	1.37
35	BB	402	G	C6-N1	-6.60	1.34	1.39
35	BB	1039	A	C4'-C3'	-6.60	1.45	1.53
36	BC	8	C	O3'-P	-6.60	1.53	1.61
36	BC	106	G	C2-N2	-6.60	1.27	1.34
38	BE	49	A	P-O5'	-6.60	1.53	1.59
85	AA	881	C	C2'-C1'	-6.60	1.46	1.53
85	AA	2141	G	C8-N7	-6.60	1.26	1.30

Continued on next page...

Continued from previous page...

Mol	Chain	Res	Type	Atoms	Z	Observed(Å)	Ideal(Å)
34	BA	402	G	O3'-P	-6.60	1.53	1.61
34	BA	1229	G	C2-N2	-6.60	1.27	1.34
34	BA	1793	G	O3'-P	-6.60	1.53	1.61
35	BB	1202	G	O3'-P	-6.60	1.53	1.61
35	BB	1213	U	C2'-C1'	-6.60	1.46	1.53
35	BB	1421	C	O3'-P	-6.60	1.53	1.61
35	BB	1515	C	O3'-P	-6.60	1.53	1.61
36	BC	34	U	O4'-C1'	-6.60	1.33	1.41
39	BF	72	A	N7-C5	-6.60	1.35	1.39
85	AA	57	G	N1-C2	-6.60	1.32	1.37
85	AA	393	C	C5'-C4'	-6.60	1.43	1.51
85	AA	715	G	N9-C4	6.60	1.43	1.38
85	AA	965	G	C2-N2	-6.60	1.27	1.34
34	BA	27	G	C5-C4	-6.60	1.33	1.38
34	BA	1697	U	P-O5'	-6.60	1.53	1.59
35	BB	1137	G	C2-N3	-6.60	1.27	1.32
85	AA	1219	A	C5-C6	-6.60	1.35	1.41
85	AA	1349	A	P-O5'	-6.60	1.53	1.59
85	AA	1503	G	C5-C4	-6.60	1.33	1.38
85	AA	2141	G	N7-C5	-6.60	1.35	1.39
85	AA	2146	G	O4'-C1'	-6.60	1.33	1.41
34	BA	719	G	C2-N2	-6.59	1.27	1.34
34	BA	902	C	C2'-C1'	-6.59	1.46	1.53
34	BA	1472	G	C2-N2	-6.59	1.27	1.34
34	BA	1474	G	N9-C4	-6.59	1.32	1.38
34	BA	1818	A	N7-C5	-6.59	1.35	1.39
35	BB	1508	G	C6-N1	-6.59	1.34	1.39
37	BD	47	U	C5'-C4'	6.59	1.59	1.51
85	AA	118	C	C1'-N1	-6.59	1.37	1.46
85	AA	156	G	C5-C6	-6.59	1.35	1.42
85	AA	311	U	C2-N3	-6.59	1.33	1.37
85	AA	900	G	P-O5'	-6.59	1.53	1.59
85	AA	1186	C	C2-N3	-6.59	1.30	1.35
85	AA	1206	A	C2'-C1'	-6.59	1.46	1.53
85	AA	1292	A	C1'-N9	-6.59	1.37	1.46
34	BA	1335	A	C4'-C3'	-6.59	1.45	1.53
34	BA	1712	U	C1'-N1	-6.59	1.37	1.46
36	BC	145	G	P-O5'	-6.59	1.53	1.59
85	AA	427	G	C6-N1	-6.59	1.34	1.39
85	AA	1674	G	P-O5'	-6.59	1.53	1.59
34	BA	980	C	O3'-P	-6.59	1.53	1.61
34	BA	1000	G	C3'-C2'	-6.59	1.45	1.52

Continued on next page...

Continued from previous page...

Mol	Chain	Res	Type	Atoms	Z	Observed(Å)	Ideal(Å)
34	BA	1047	U	C2-N3	-6.59	1.33	1.37
34	BA	1427	U	C4'-C3'	-6.59	1.45	1.53
35	BB	57	G	C6-N1	-6.59	1.34	1.39
35	BB	415	A	C5-C4	-6.59	1.34	1.38
35	BB	1004	A	C2'-C1'	-6.59	1.46	1.53
85	AA	327	G	C6-N1	-6.59	1.34	1.39
34	BA	377	G	N1-C2	-6.59	1.32	1.37
34	BA	436	U	N3-C4	-6.59	1.32	1.38
34	BA	1156	U	C2'-C1'	-6.59	1.46	1.53
34	BA	1440	C	P-O5'	-6.59	1.53	1.59
34	BA	1543	A	P-O5'	-6.59	1.53	1.59
34	BA	1550	G	O3'-P	-6.59	1.53	1.61
37	BD	20	C	O3'-P	-6.59	1.53	1.61
40	BG	58	G	C6-N1	-6.59	1.34	1.39
85	AA	309	G	C2-N2	-6.59	1.27	1.34
85	AA	747	U	C3'-C2'	-6.59	1.45	1.52
85	AA	897	A	O3'-P	-6.59	1.53	1.61
85	AA	965	G	C6-N1	-6.59	1.34	1.39
85	AA	1203	G	N9-C4	-6.59	1.32	1.38
85	AA	1518	A	C1'-N9	-6.59	1.37	1.46
85	AA	1578	G	C2'-C1'	-6.59	1.46	1.53
85	AA	2114	U	C3'-C2'	-6.59	1.45	1.52
34	BA	1576	C	C3'-C2'	-6.59	1.45	1.52
34	BA	1614	G	O3'-P	-6.59	1.53	1.61
35	BB	81	A	C2'-C1'	-6.59	1.46	1.53
35	BB	370	A	C1'-N9	-6.59	1.37	1.46
35	BB	630	A	N7-C5	-6.59	1.35	1.39
36	BC	64	U	C2-N3	-6.59	1.33	1.37
37	BD	79	G	C3'-C2'	-6.59	1.45	1.52
41	BH	109	G	C4'-O4'	-6.59	1.36	1.45
34	BA	723	C	N1-C2	-6.59	1.33	1.40
34	BA	1013	A	C2'-C1'	-6.59	1.46	1.53
34	BA	1574	C	C2-N3	-6.59	1.30	1.35
35	BB	1205	A	C8-N7	-6.59	1.26	1.31
35	BB	1364	C	O3'-P	-6.59	1.53	1.61
35	BB	1430	G	C6-N1	-6.59	1.34	1.39
35	BB	1446	C	P-O5'	-6.59	1.53	1.59
38	BE	177	U	C3'-C2'	-6.59	1.45	1.52
85	AA	2127	G	N7-C5	-6.59	1.35	1.39
34	BA	356	C	C4'-C3'	-6.58	1.46	1.53
34	BA	751	A	N7-C5	-6.58	1.35	1.39
34	BA	1591	G	C3'-C2'	-6.58	1.45	1.52

Continued on next page...

Continued from previous page...

Mol	Chain	Res	Type	Atoms	Z	Observed(Å)	Ideal(Å)
35	BB	454	U	C2-N3	-6.58	1.33	1.37
35	BB	999	G	C6-N1	-6.58	1.34	1.39
85	AA	88	G	C5-C4	-6.58	1.33	1.38
85	AA	2147	A	C8-N7	-6.58	1.26	1.31
34	BA	57	A	C3'-C2'	-6.58	1.45	1.52
34	BA	592	G	P-O5'	-6.58	1.53	1.59
34	BA	759	A	C4'-C3'	-6.58	1.46	1.53
34	BA	806	U	P-O5'	-6.58	1.53	1.59
34	BA	1001	G	C2-N2	-6.58	1.27	1.34
34	BA	1007	G	N3-C4	-6.58	1.30	1.35
34	BA	1224	A	O3'-P	-6.58	1.53	1.61
34	BA	1273	U	O3'-P	-6.58	1.53	1.61
35	BB	98	A	P-O5'	-6.58	1.53	1.59
35	BB	547	A	N9-C4	-6.58	1.33	1.37
35	BB	623	A	P-O5'	-6.58	1.53	1.59
36	BC	31	A	O4'-C1'	-6.58	1.33	1.41
40	BG	33	G	C2-N3	-6.58	1.27	1.32
41	BH	17	A	C2'-C1'	-6.58	1.46	1.53
85	AA	889	G	C2-N2	-6.58	1.27	1.34
85	AA	1140	G	N1-C2	-6.58	1.32	1.37
85	AA	1697	C	O3'-P	-6.58	1.53	1.61
34	BA	1704	G	O3'-P	-6.58	1.53	1.61
35	BB	366	G	O3'-P	-6.58	1.53	1.61
40	BG	58	G	C2'-C1'	-6.58	1.46	1.53
40	BG	141	A	C1'-N9	-6.58	1.37	1.46
85	AA	485	A	C5-C4	-6.58	1.34	1.38
85	AA	1470	A	N9-C8	-6.58	1.32	1.37
34	BA	53	G	N1-C2	-6.58	1.32	1.37
34	BA	65	A	N3-C4	-6.58	1.30	1.34
34	BA	1251	A	O3'-P	-6.58	1.53	1.61
35	BB	964	G	C3'-C2'	-6.58	1.45	1.52
38	BE	94	U	C4'-O4'	-6.58	1.36	1.45
38	BE	128	G	C1'-N9	-6.58	1.37	1.46
38	BE	131	C	N1-C6	-6.58	1.33	1.37
85	AA	571	G	C2'-C1'	-6.58	1.46	1.53
85	AA	1525	C	O3'-P	-6.58	1.53	1.61
34	BA	725	C	P-O5'	-6.58	1.53	1.59
34	BA	832	C	P-O5'	-6.58	1.53	1.59
34	BA	1243	A	N7-C5	-6.58	1.35	1.39
34	BA	1642	A	O4'-C1'	-6.58	1.33	1.41
34	BA	1804	A	O3'-P	-6.58	1.53	1.61
35	BB	356	C	P-O5'	-6.58	1.53	1.59

Continued on next page...

Continued from previous page...

Mol	Chain	Res	Type	Atoms	Z	Observed(Å)	Ideal(Å)
35	BB	668	A	P-O5'	-6.58	1.53	1.59
35	BB	971	A	C8-N7	-6.58	1.26	1.31
35	BB	1070	G	C3'-C2'	-6.58	1.45	1.52
35	BB	1118	G	O3'-P	-6.58	1.53	1.61
85	AA	921	C	O3'-P	-6.58	1.53	1.61
85	AA	1589	G	C6-N1	-6.58	1.34	1.39
34	BA	811	C	O3'-P	-6.58	1.53	1.61
35	BB	438	G	C2'-C1'	-6.58	1.46	1.53
35	BB	1081	U	P-O5'	-6.58	1.53	1.59
34	BA	76	U	C2'-C1'	-6.58	1.46	1.53
34	BA	267	G	N9-C8	-6.58	1.33	1.37
34	BA	277	A	C5-C4	-6.58	1.34	1.38
34	BA	521	C	C4'-C3'	-6.58	1.46	1.53
34	BA	803	U	C2-N3	-6.58	1.33	1.37
34	BA	1287	G	C2-N2	-6.58	1.27	1.34
34	BA	1804	A	N3-C4	-6.58	1.30	1.34
35	BB	509	A	P-O5'	-6.58	1.53	1.59
35	BB	567	G	P-O5'	-6.58	1.53	1.59
35	BB	1086	G	C6-N1	-6.58	1.34	1.39
35	BB	1147	G	C1'-N9	-6.58	1.37	1.46
35	BB	1292	G	C2-N2	-6.58	1.27	1.34
35	BB	1399	A	C5-C4	-6.58	1.34	1.38
38	BE	8	G	C3'-C2'	-6.58	1.45	1.52
38	BE	59	U	C3'-C2'	-6.58	1.45	1.52
38	BE	139	U	N1-C6	-6.58	1.32	1.38
40	BG	179	C	C4'-C3'	-6.58	1.46	1.53
85	AA	756	G	N7-C5	-6.58	1.35	1.39
85	AA	802	A	C8-N7	-6.58	1.26	1.31
85	AA	1176	C	C2'-C1'	-6.58	1.46	1.53
34	BA	514	U	C4'-C3'	-6.57	1.46	1.53
34	BA	532	C	C4'-C3'	-6.57	1.46	1.53
34	BA	1593	U	P-O5'	-6.57	1.53	1.59
35	BB	1360	A	O3'-P	-6.57	1.53	1.61
35	BB	1457	A	O4'-C1'	-6.57	1.33	1.41
36	BC	86	U	O3'-P	-6.57	1.53	1.61
38	BE	186	C	C1'-N1	-6.57	1.37	1.46
40	BG	87	G	O3'-P	-6.57	1.53	1.61
40	BG	91	U	C2'-C1'	-6.57	1.46	1.53
85	AA	96	C	C3'-C2'	-6.57	1.45	1.52
85	AA	211	C	O4'-C1'	-6.57	1.33	1.41
85	AA	533	C	C4-C5	-6.57	1.37	1.43
85	AA	930	G	O3'-P	-6.57	1.53	1.61

Continued on next page...

Continued from previous page...

Mol	Chain	Res	Type	Atoms	Z	Observed(Å)	Ideal(Å)
85	AA	977	U	C3'-C2'	-6.57	1.45	1.52
85	AA	1509	A	C8-N7	-6.57	1.26	1.31
34	BA	87	G	C2'-C1'	-6.57	1.46	1.53
34	BA	191	G	N1-C2	-6.57	1.32	1.37
34	BA	1071	G	P-O5'	-6.57	1.53	1.59
35	BB	101	U	C3'-C2'	-6.57	1.45	1.52
39	BF	48	G	N7-C5	-6.57	1.35	1.39
85	AA	366	A	C3'-C2'	-6.57	1.45	1.52
85	AA	700	U	C3'-C2'	-6.57	1.45	1.52
85	AA	1468	G	P-O5'	-6.57	1.53	1.59
34	BA	700	G	C2-N2	-6.57	1.27	1.34
35	BB	88	U	C3'-C2'	-6.57	1.45	1.52
35	BB	1537	C	C3'-C2'	-6.57	1.45	1.52
77	Br	140	GLY	CA-C	-6.57	1.41	1.51
85	AA	1810	C	C4'-C3'	-6.57	1.46	1.53
85	AA	2048	C	C2-N3	-6.57	1.30	1.35
34	BA	455	A	P-O5'	-6.57	1.53	1.59
40	BG	146	C	O3'-P	-6.57	1.53	1.61
85	AA	965	G	N7-C5	-6.57	1.35	1.39
34	BA	166	G	N9-C8	-6.57	1.33	1.37
34	BA	658	C	C2-N3	-6.57	1.30	1.35
34	BA	776	U	N3-C4	-6.57	1.32	1.38
34	BA	979	G	N3-C4	-6.57	1.30	1.35
35	BB	448	G	N7-C5	-6.57	1.35	1.39
35	BB	508	U	P-O5'	-6.57	1.53	1.59
35	BB	637	G	N9-C4	-6.57	1.32	1.38
35	BB	640	A	N7-C5	-6.57	1.35	1.39
35	BB	794	G	O3'-P	-6.57	1.53	1.61
35	BB	832	C	N1-C6	-6.57	1.33	1.37
35	BB	1086	G	C5-C4	-6.57	1.33	1.38
35	BB	1313	C	C3'-C2'	-6.57	1.45	1.52
35	BB	1364	C	C2-N3	-6.57	1.30	1.35
38	BE	46	G	C5-C4	-6.57	1.33	1.38
38	BE	114	G	N9-C4	-6.57	1.32	1.38
40	BG	110	U	O3'-P	-6.57	1.53	1.61
85	AA	18	C	C3'-C2'	-6.57	1.45	1.52
85	AA	313	A	C2'-C1'	-6.57	1.46	1.53
85	AA	710	A	P-O5'	-6.57	1.53	1.59
85	AA	731	U	C3'-C2'	-6.57	1.45	1.52
85	AA	2004	U	C4'-O4'	-6.57	1.37	1.45
85	AA	2075	C	O4'-C1'	-6.57	1.33	1.41
85	AA	2192	A	O3'-P	-6.57	1.53	1.61

Continued on next page...

Continued from previous page...

Mol	Chain	Res	Type	Atoms	Z	Observed(Å)	Ideal(Å)
34	BA	1001	G	C2'-C1'	-6.57	1.46	1.53
34	BA	1019	C	C2'-C1'	-6.57	1.46	1.53
35	BB	514	G	C3'-C2'	-6.57	1.45	1.52
35	BB	1204	C	C2'-C1'	-6.57	1.46	1.53
35	BB	1306	G	C2'-C1'	-6.57	1.46	1.53
40	BG	75	C	C3'-C2'	-6.57	1.45	1.52
85	AA	313	A	N9-C8	-6.57	1.32	1.37
85	AA	467	U	C2-N3	-6.57	1.33	1.37
85	AA	1482	C	P-O5'	-6.57	1.53	1.59
85	AA	2150	G	C2'-C1'	-6.57	1.46	1.53
85	AA	2195	A	C3'-C2'	-6.57	1.45	1.52
34	BA	798	G	O3'-P	-6.56	1.53	1.61
34	BA	1152	A	C1'-N9	-6.56	1.37	1.46
34	BA	1314	A	P-O5'	-6.56	1.53	1.59
34	BA	1516	G	C6-N1	-6.56	1.34	1.39
35	BB	487	A	P-O5'	-6.56	1.53	1.59
35	BB	644	A	N7-C5	-6.56	1.35	1.39
35	BB	810	G	C6-N1	-6.56	1.34	1.39
36	BC	41	A	C8-N7	-6.56	1.26	1.31
36	BC	151	G	C3'-C2'	-6.56	1.45	1.52
85	AA	176	C	C2-N3	-6.56	1.30	1.35
85	AA	1578	G	N9-C4	-6.56	1.32	1.38
34	BA	65	A	C5-C4	-6.56	1.34	1.38
34	BA	356	C	P-O5'	-6.56	1.53	1.59
34	BA	908	G	O3'-P	-6.56	1.53	1.61
35	BB	1349	U	N3-C4	-6.56	1.32	1.38
36	BC	58	G	C1'-N9	-6.56	1.37	1.46
41	BH	52	G	O3'-P	-6.56	1.53	1.61
44	BK	181	TYR	CB-CG	-6.56	1.41	1.51
85	AA	2055	G	C1'-N9	-6.56	1.37	1.46
85	AA	2197	A	N7-C5	-6.56	1.35	1.39
34	BA	1838	U	C2'-C1'	-6.56	1.46	1.53
35	BB	560	C	C1'-N1	-6.56	1.37	1.46
35	BB	1221	G	O3'-P	-6.56	1.53	1.61
35	BB	1452	U	O3'-P	-6.56	1.53	1.61
36	BC	75	G	C2-N2	-6.56	1.27	1.34
38	BE	33	C	O3'-P	-6.56	1.53	1.61
85	AA	737	G	O3'-P	-6.56	1.53	1.61
34	BA	298	G	O3'-P	-6.56	1.53	1.61
34	BA	1836	A	C2'-C1'	-6.56	1.46	1.53
35	BB	1408	G	P-O5'	-6.56	1.53	1.59
37	BD	46	G	C4'-C3'	-6.56	1.46	1.53

Continued on next page...

Continued from previous page...

Mol	Chain	Res	Type	Atoms	Z	Observed(Å)	Ideal(Å)
85	AA	1117	G	O3'-P	-6.56	1.53	1.61
85	AA	1281	G	N9-C8	-6.56	1.33	1.37
85	AA	1586	C	P-O5'	-6.56	1.53	1.59
85	AA	2180	C	C3'-C2'	-6.56	1.45	1.52
34	BA	417	A	P-O5'	-6.56	1.53	1.59
34	BA	539	C	O3'-P	-6.56	1.53	1.61
34	BA	661	C	O3'-P	-6.56	1.53	1.61
34	BA	1421	A	O3'-P	-6.56	1.53	1.61
34	BA	1687	A	N9-C4	-6.56	1.33	1.37
35	BB	646	U	O3'-P	-6.56	1.53	1.61
38	BE	163	A	C2'-C1'	-6.56	1.46	1.53
39	BF	49	C	C2'-C1'	-6.56	1.46	1.53
85	AA	353	G	C1'-N9	-6.56	1.37	1.46
85	AA	1509	A	C1'-N9	-6.56	1.37	1.46
85	AA	1734	A	C2'-C1'	-6.56	1.46	1.53
85	AA	2178	A	C1'-N9	-6.56	1.37	1.46
35	BB	1284	U	C3'-C2'	-6.56	1.45	1.52
41	BH	29	G	N3-C4	-6.56	1.30	1.35
41	BH	47	G	C2-N2	-6.56	1.27	1.34
85	AA	1519	A	C5-C4	-6.56	1.34	1.38
34	BA	698	U	P-O5'	-6.55	1.53	1.59
34	BA	1152	A	C4'-C3'	-6.55	1.46	1.53
34	BA	1409	A	N7-C5	-6.55	1.35	1.39
34	BA	1791	C	P-O5'	-6.55	1.53	1.59
35	BB	549	U	C3'-C2'	-6.55	1.45	1.52
41	BH	63	G	C8-N7	-6.55	1.27	1.30
85	AA	469	G	C5-C6	-6.55	1.35	1.42
85	AA	540	A	C3'-C2'	-6.55	1.45	1.52
85	AA	1599	G	O3'-P	-6.55	1.53	1.61
34	BA	981	A	N7-C5	-6.55	1.35	1.39
34	BA	1801	G	C3'-C2'	-6.55	1.45	1.52
37	BD	47	U	C2'-C1'	-6.55	1.46	1.53
39	BF	38	C	O3'-P	-6.55	1.53	1.61
40	BG	99	A	P-O5'	-6.55	1.53	1.59
85	AA	1532	G	C1'-N9	-6.55	1.37	1.46
34	BA	626	G	P-O5'	-6.55	1.53	1.59
34	BA	969	A	C1'-N9	-6.55	1.37	1.46
34	BA	1011	G	N3-C4	-6.55	1.30	1.35
34	BA	1230	G	C6-N1	-6.55	1.34	1.39
34	BA	1401	C	C2'-C1'	-6.55	1.46	1.53
34	BA	1431	G	N3-C4	-6.55	1.30	1.35
34	BA	1531	G	C6-N1	-6.55	1.34	1.39

Continued on next page...

Continued from previous page...

Mol	Chain	Res	Type	Atoms	Z	Observed(Å)	Ideal(Å)
34	BA	1599	A	C1'-N9	-6.55	1.37	1.46
34	BA	1635	A	O3'-P	-6.55	1.53	1.61
35	BB	583	G	O3'-P	-6.55	1.53	1.61
35	BB	1180	G	C2-N2	-6.55	1.27	1.34
39	BF	65	U	O4'-C1'	-6.55	1.33	1.41
41	BH	115	A	C5-C4	-6.55	1.34	1.38
85	AA	753	U	C5'-C4'	6.55	1.59	1.51
34	BA	456	G	C2'-C1'	-6.55	1.46	1.53
34	BA	890	G	C4'-O4'	-6.55	1.37	1.45
34	BA	1034	U	P-O5'	-6.55	1.53	1.59
34	BA	1050	A	C2'-C1'	-6.55	1.46	1.53
34	BA	1093	G	C2'-C1'	-6.55	1.46	1.53
34	BA	1523	U	C3'-C2'	-6.55	1.45	1.52
34	BA	1808	A	N3-C4	-6.55	1.30	1.34
35	BB	615	A	N7-C5	-6.55	1.35	1.39
35	BB	838	G	N9-C4	6.55	1.43	1.38
35	BB	1181	A	P-O5'	-6.55	1.53	1.59
85	AA	175	A	O3'-P	-6.55	1.53	1.61
85	AA	432	A	O3'-P	-6.55	1.53	1.61
85	AA	859	G	C5-C4	-6.55	1.33	1.38
85	AA	1167	G	N3-C4	-6.55	1.30	1.35
85	AA	1178	A	O3'-P	-6.55	1.53	1.61
34	BA	817	U	P-O5'	-6.55	1.53	1.59
34	BA	1059	U	C4'-C3'	-6.55	1.46	1.53
34	BA	1550	G	N1-C2	-6.55	1.32	1.37
34	BA	1655	G	C1'-N9	-6.55	1.37	1.46
34	BA	1711	G	O3'-P	-6.55	1.53	1.61
35	BB	495	A	C4'-C3'	-6.55	1.46	1.53
34	BA	80	U	O4'-C1'	-6.55	1.33	1.41
34	BA	96	G	C1'-N9	-6.55	1.37	1.46
34	BA	120	A	C5'-C4'	6.55	1.59	1.51
34	BA	597	C	C4-C5	-6.55	1.37	1.43
34	BA	1089	U	C4'-C3'	-6.55	1.46	1.53
35	BB	401	U	O3'-P	-6.55	1.53	1.61
35	BB	511	A	C2'-C1'	-6.55	1.46	1.53
35	BB	684	U	C3'-C2'	-6.55	1.45	1.52
35	BB	790	A	N9-C8	-6.55	1.32	1.37
35	BB	978	C	C4-N4	-6.55	1.28	1.33
35	BB	1088	C	P-O5'	-6.55	1.53	1.59
35	BB	1407	U	C2-N3	-6.55	1.33	1.37
40	BG	88	G	C4'-C3'	-6.55	1.46	1.53
85	AA	27	U	P-O5'	-6.55	1.53	1.59

Continued on next page...

Continued from previous page...

Mol	Chain	Res	Type	Atoms	Z	Observed(Å)	Ideal(Å)
85	AA	1215	A	C3'-C2'	-6.55	1.45	1.52
85	AA	2184	A	C5-C4	-6.55	1.34	1.38
85	AA	931	G	N7-C5	-6.54	1.35	1.39
34	BA	1253	G	P-O5'	-6.54	1.53	1.59
34	BA	1643	U	O3'-P	-6.54	1.53	1.61
35	BB	816	U	O4'-C1'	-6.54	1.33	1.41
35	BB	1252	G	C8-N7	-6.54	1.27	1.30
35	BB	1349	U	C2-N3	-6.54	1.33	1.37
35	BB	1387	C	N3-C4	-6.54	1.29	1.33
36	BC	75	G	O3'-P	-6.54	1.53	1.61
85	AA	513	G	C5-C4	-6.54	1.33	1.38
85	AA	631	G	C4'-O4'	-6.54	1.37	1.45
85	AA	721	C	O3'-P	-6.54	1.53	1.61
85	AA	920	A	C5'-C4'	6.54	1.59	1.51
34	BA	182	U	C3'-C2'	-6.54	1.45	1.52
34	BA	207	A	O3'-P	-6.54	1.53	1.61
34	BA	403	A	C2'-C1'	-6.54	1.46	1.53
34	BA	496	G	O3'-P	-6.54	1.53	1.61
34	BA	1103	G	C2'-C1'	-6.54	1.46	1.53
34	BA	1585	A	P-O5'	-6.54	1.53	1.59
35	BB	559	U	O3'-P	-6.54	1.53	1.61
35	BB	809	U	C2-N3	-6.54	1.33	1.37
35	BB	1190	U	N3-C4	-6.54	1.32	1.38
35	BB	1278	A	C5-C4	-6.54	1.34	1.38
36	BC	23	G	C4'-C3'	6.54	1.60	1.53
38	BE	7	U	P-O5'	-6.54	1.53	1.59
38	BE	96	G	C2'-C1'	-6.54	1.46	1.53
40	BG	168	A	C6-N1	-6.54	1.30	1.35
85	AA	39	A	C2'-C1'	-6.54	1.46	1.53
85	AA	640	C	C4'-C3'	-6.54	1.46	1.53
85	AA	1540	A	O3'-P	-6.54	1.53	1.61
35	BB	1309	A	C2'-C1'	-6.54	1.46	1.53
35	BB	1447	U	P-O5'	-6.54	1.53	1.59
85	AA	698	G	C2'-C1'	-6.54	1.46	1.53
85	AA	1218	C	O3'-P	-6.54	1.53	1.61
85	AA	1686	G	C2-N2	-6.54	1.28	1.34
34	BA	202	A	O3'-P	-6.54	1.53	1.61
34	BA	935	A	P-O5'	-6.54	1.53	1.59
34	BA	1591	G	N1-C2	-6.54	1.32	1.37
35	BB	996	G	P-O5'	-6.54	1.53	1.59
37	BD	82	G	C2-N2	-6.54	1.28	1.34
85	AA	372	U	C1'-N1	-6.54	1.37	1.46

Continued on next page...

Continued from previous page...

Mol	Chain	Res	Type	Atoms	Z	Observed(Å)	Ideal(Å)
85	AA	1933	G	C5'-C4'	6.54	1.59	1.51
35	BB	868	C	C3'-C2'	-6.54	1.45	1.52
35	BB	1047	C	C1'-N1	-6.54	1.37	1.46
85	AA	496	C	O3'-P	-6.54	1.53	1.61
34	BA	348	U	C2-N3	-6.54	1.33	1.37
34	BA	585	G	N7-C5	-6.54	1.35	1.39
34	BA	704	G	C3'-C2'	-6.54	1.45	1.52
34	BA	1461	A	C3'-C2'	-6.54	1.45	1.52
34	BA	1510	C	C4'-C3'	-6.54	1.46	1.53
34	BA	1839	G	N7-C5	-6.54	1.35	1.39
35	BB	843	G	C2'-C1'	-6.54	1.46	1.53
35	BB	1098	G	N9-C8	-6.54	1.33	1.37
35	BB	1111	C	O3'-P	-6.54	1.53	1.61
35	BB	1172	U	C2'-C1'	-6.54	1.46	1.53
35	BB	1380	G	C6-N1	-6.54	1.34	1.39
35	BB	1439	U	P-O5'	-6.54	1.53	1.59
35	BB	1477	C	C2'-C1'	-6.54	1.46	1.53
36	BC	48	A	P-O5'	-6.54	1.53	1.59
37	BD	57	C	C2'-C1'	-6.54	1.46	1.53
37	BD	74	A	C3'-C2'	-6.54	1.45	1.52
85	AA	324	U	C2-N3	-6.54	1.33	1.37
85	AA	932	A	N7-C5	-6.54	1.35	1.39
85	AA	2110	U	C1'-N1	-6.54	1.37	1.46
34	BA	56	G	N7-C5	-6.53	1.35	1.39
34	BA	290	G	C2-N2	-6.53	1.28	1.34
34	BA	351	A	O3'-P	-6.53	1.53	1.61
34	BA	1173	C	C2'-C1'	-6.53	1.46	1.53
34	BA	1597	G	C2-N2	-6.53	1.28	1.34
34	BA	1739	G	C2-N2	-6.53	1.28	1.34
35	BB	550	G	C2-N2	-6.53	1.28	1.34
35	BB	626	C	C3'-C2'	-6.53	1.45	1.52
35	BB	696	G	C2'-C1'	-6.53	1.46	1.53
35	BB	1335	G	C1'-N9	-6.53	1.37	1.46
35	BB	1488	G	P-O5'	-6.53	1.53	1.59
37	BD	103	C	C3'-C2'	-6.53	1.45	1.52
38	BE	56	U	O4'-C1'	-6.53	1.33	1.41
85	AA	1023	U	P-O5'	-6.53	1.53	1.59
85	AA	1363	U	O3'-P	-6.53	1.53	1.61
85	AA	1488	G	C1'-N9	-6.53	1.37	1.46
34	BA	585	G	C2'-C1'	-6.53	1.46	1.53
34	BA	823	G	C2-N2	-6.53	1.28	1.34
35	BB	1411	U	O3'-P	-6.53	1.53	1.61

Continued on next page...

Continued from previous page...

Mol	Chain	Res	Type	Atoms	Z	Observed(Å)	Ideal(Å)
38	BE	200	A	P-O5'	-6.53	1.53	1.59
40	BG	11	G	N9-C4	-6.53	1.32	1.38
40	BG	101	G	C1'-N9	-6.53	1.37	1.46
85	AA	526	G	O3'-P	-6.53	1.53	1.61
85	AA	1107	A	C5'-C4'	-6.53	1.43	1.51
85	AA	1644	G	N9-C4	6.53	1.43	1.38
34	BA	166	G	N9-C4	-6.53	1.32	1.38
34	BA	664	C	C3'-C2'	-6.53	1.45	1.52
34	BA	766	A	P-O5'	-6.53	1.53	1.59
34	BA	1260	G	C3'-C2'	-6.53	1.45	1.52
34	BA	1494	G	C5-C6	-6.53	1.35	1.42
35	BB	1372	G	C1'-N9	-6.53	1.37	1.46
36	BC	42	G	O4'-C1'	-6.53	1.33	1.41
38	BE	70	C	O3'-P	-6.53	1.53	1.61
38	BE	186	C	C2'-C1'	-6.53	1.46	1.53
85	AA	435	A	N7-C5	-6.53	1.35	1.39
85	AA	1123	C	O3'-P	-6.53	1.53	1.61
85	AA	2196	G	N3-C4	-6.53	1.30	1.35
85	AA	2196	G	O4'-C1'	-6.53	1.33	1.41
34	BA	462	C	O3'-P	-6.53	1.53	1.61
34	BA	1641	G	C2-N2	-6.53	1.28	1.34
35	BB	506	G	C6-N1	-6.53	1.34	1.39
35	BB	520	G	C6-N1	-6.53	1.34	1.39
35	BB	812	G	C2-N2	-6.53	1.28	1.34
36	BC	41	A	N7-C5	-6.53	1.35	1.39
85	AA	11	A	C2'-C1'	-6.53	1.46	1.53
85	AA	2116	U	P-O5'	-6.53	1.53	1.59
34	BA	183	G	C3'-C2'	-6.53	1.45	1.52
34	BA	215	C	C4-C5	-6.53	1.37	1.43
34	BA	239	C	C5-C6	-6.53	1.29	1.34
34	BA	354	G	C6-N1	-6.53	1.34	1.39
34	BA	748	C	O3'-P	-6.53	1.53	1.61
34	BA	1196	C	N3-C4	-6.53	1.29	1.33
35	BB	132	G	O3'-P	-6.53	1.53	1.61
35	BB	785	G	C6-N1	-6.53	1.34	1.39
35	BB	1135	U	C2-N3	-6.53	1.33	1.37
35	BB	1193	G	C6-N1	-6.53	1.34	1.39
41	BH	28	U	C2'-C1'	-6.53	1.46	1.53
85	AA	271	A	N9-C4	-6.53	1.33	1.37
85	AA	526	G	C2'-C1'	-6.53	1.46	1.53
85	AA	1700	C	C3'-C2'	-6.53	1.45	1.52
34	BA	89	G	C4'-O4'	-6.53	1.37	1.45

Continued on next page...

Continued from previous page...

Mol	Chain	Res	Type	Atoms	Z	Observed(Å)	Ideal(Å)
34	BA	1519	G	N7-C5	-6.53	1.35	1.39
34	BA	1722	U	N3-C4	-6.53	1.32	1.38
34	BA	1739	G	N7-C5	-6.53	1.35	1.39
35	BB	484	G	N7-C5	-6.53	1.35	1.39
35	BB	1018	U	O3'-P	-6.53	1.53	1.61
35	BB	1172	U	C4'-C3'	-6.53	1.46	1.53
35	BB	1316	U	C3'-C2'	-6.53	1.45	1.52
35	BB	1545	U	C2-N3	-6.53	1.33	1.37
85	AA	316	C	C3'-C2'	-6.53	1.45	1.52
85	AA	671	G	P-O5'	-6.53	1.53	1.59
85	AA	894	A	C5'-C4'	6.53	1.59	1.51
85	AA	1180	C	C4'-O4'	-6.53	1.37	1.45
85	AA	1624	U	P-O5'	-6.53	1.53	1.59
85	AA	1830	U	C2'-C1'	-6.53	1.46	1.53
85	AA	1887	G	C1'-N9	-6.53	1.37	1.46
85	AA	2098	A	C2'-C1'	-6.53	1.46	1.53
34	BA	1005	C	C2'-C1'	-6.52	1.46	1.53
34	BA	1485	U	C3'-C2'	-6.52	1.45	1.52
35	BB	627	G	C5-C4	-6.52	1.33	1.38
35	BB	1170	U	C3'-C2'	-6.52	1.45	1.52
40	BG	39	A	C2'-C1'	-6.52	1.46	1.53
85	AA	90	A	N3-C4	-6.52	1.30	1.34
85	AA	495	G	P-O5'	-6.52	1.53	1.59
85	AA	889	G	N9-C4	-6.52	1.32	1.38
85	AA	1252	A	C1'-N9	-6.52	1.37	1.46
34	BA	908	G	C5-C4	-6.52	1.33	1.38
34	BA	1021	U	C2-N3	-6.52	1.33	1.37
34	BA	1073	G	C8-N7	-6.52	1.27	1.30
34	BA	1091	U	O4'-C1'	-6.52	1.33	1.41
34	BA	1101	A	N9-C4	-6.52	1.33	1.37
34	BA	1258	G	O3'-P	-6.52	1.53	1.61
34	BA	1709	A	O4'-C1'	-6.52	1.33	1.41
35	BB	36	U	N1-C2	-6.52	1.32	1.38
35	BB	550	G	N3-C4	-6.52	1.30	1.35
35	BB	1143	A	N9-C4	-6.52	1.33	1.37
38	BE	120	C	C4-N4	-6.52	1.28	1.33
34	BA	31	A	N3-C4	-6.52	1.30	1.34
34	BA	196	A	C2'-C1'	-6.52	1.46	1.53
35	BB	1068	G	N7-C5	-6.52	1.35	1.39
37	BD	2	G	C1'-N9	-6.52	1.37	1.46
38	BE	140	G	C4'-C3'	-6.52	1.46	1.53
85	AA	203	C	P-O5'	-6.52	1.53	1.59

Continued on next page...

Continued from previous page...

Mol	Chain	Res	Type	Atoms	Z	Observed(Å)	Ideal(Å)
85	AA	695	A	P-O5'	-6.52	1.53	1.59
34	BA	208	A	P-O5'	-6.52	1.53	1.59
34	BA	582	U	P-O5'	-6.52	1.53	1.59
34	BA	969	A	P-O5'	-6.52	1.53	1.59
35	BB	13	A	C4'-C3'	-6.52	1.46	1.53
35	BB	429	C	C3'-C2'	-6.52	1.45	1.52
35	BB	1115	G	C3'-C2'	-6.52	1.45	1.52
35	BB	1176	G	N7-C5	-6.52	1.35	1.39
35	BB	1204	C	P-O5'	-6.52	1.53	1.59
38	BE	69	C	N1-C6	-6.52	1.33	1.37
40	BG	23	C	C3'-O3'	-6.52	1.33	1.42
85	AA	431	G	C3'-C2'	-6.52	1.45	1.52
85	AA	1495	G	C2'-C1'	-6.52	1.46	1.53
34	BA	726	G	N9-C4	-6.52	1.32	1.38
34	BA	733	G	N3-C4	-6.52	1.30	1.35
34	BA	1077	G	C5-C4	-6.52	1.33	1.38
34	BA	1148	U	O4'-C1'	-6.52	1.33	1.41
34	BA	1414	C	C3'-C2'	-6.52	1.45	1.52
34	BA	1721	U	C3'-C2'	6.52	1.60	1.52
35	BB	66	G	C1'-N9	-6.52	1.37	1.46
35	BB	117	A	C2'-C1'	-6.52	1.46	1.53
35	BB	1106	G	N7-C5	-6.52	1.35	1.39
35	BB	1307	C	C4'-C3'	-6.52	1.46	1.53
38	BE	171	U	N1-C2	-6.52	1.32	1.38
40	BG	63	U	P-O5'	-6.52	1.53	1.59
40	BG	174	G	C5-C4	-6.52	1.33	1.38
85	AA	15	U	C2'-C1'	-6.52	1.46	1.53
85	AA	530	A	O3'-P	-6.52	1.53	1.61
85	AA	972	G	C2'-C1'	-6.52	1.46	1.53
34	BA	1092	U	N3-C4	-6.52	1.32	1.38
35	BB	135	C	C2-N3	-6.52	1.30	1.35
35	BB	1037	A	O3'-P	-6.52	1.53	1.61
35	BB	1071	G	N7-C5	-6.52	1.35	1.39
36	BC	147	G	C3'-C2'	-6.52	1.45	1.52
37	BD	77	A	O3'-P	-6.52	1.53	1.61
85	AA	1722	G	N9-C4	-6.52	1.32	1.38
85	AA	2054	G	C1'-N9	-6.52	1.37	1.46
85	AA	2222	G	C1'-N9	-6.52	1.37	1.46
34	BA	453	A	C1'-N9	-6.51	1.37	1.46
34	BA	581	U	C3'-C2'	6.51	1.60	1.52
34	BA	1413	G	N9-C8	-6.51	1.33	1.37
34	BA	1688	G	O4'-C1'	-6.51	1.33	1.41

Continued on next page...

Continued from previous page...

Mol	Chain	Res	Type	Atoms	Z	Observed(Å)	Ideal(Å)
37	BD	37	G	C2-N2	-6.51	1.28	1.34
85	AA	1117	G	C1'-N9	-6.51	1.37	1.46
85	AA	2218	G	C5-C4	-6.51	1.33	1.38
34	BA	244	A	N9-C4	-6.51	1.33	1.37
34	BA	307	C	O3'-P	-6.51	1.53	1.61
34	BA	1074	C	C2'-C1'	-6.51	1.46	1.53
34	BA	1696	G	C2'-C1'	-6.51	1.46	1.53
35	BB	599	U	O3'-P	-6.51	1.53	1.61
35	BB	1274	G	O3'-P	-6.51	1.53	1.61
85	AA	207	G	C6-N1	-6.51	1.34	1.39
85	AA	669	G	C2'-C1'	-6.51	1.46	1.53
85	AA	1698	A	N7-C5	-6.51	1.35	1.39
34	BA	589	A	C2'-C1'	-6.51	1.46	1.53
34	BA	628	U	C2-N3	-6.51	1.33	1.37
34	BA	804	G	C8-N7	-6.51	1.27	1.30
34	BA	940	C	C2'-C1'	-6.51	1.46	1.53
34	BA	1411	C	C3'-C2'	-6.51	1.45	1.52
34	BA	1590	G	N7-C5	-6.51	1.35	1.39
35	BB	426	A	N7-C5	-6.51	1.35	1.39
35	BB	582	G	C6-N1	-6.51	1.34	1.39
35	BB	1134	G	N7-C5	-6.51	1.35	1.39
35	BB	1498	G	C2-N3	-6.51	1.27	1.32
39	BF	13	U	C2'-C1'	-6.51	1.46	1.53
39	BF	29	U	P-O5'	-6.51	1.53	1.59
40	BG	59	G	N7-C5	-6.51	1.35	1.39
67	Bh	161	GLY	CA-C	-6.51	1.41	1.51
85	AA	2135	A	C3'-C2'	-6.51	1.45	1.52
34	BA	100	A	N3-C4	-6.51	1.30	1.34
34	BA	522	C	O3'-P	-6.51	1.53	1.61
34	BA	850	C	C2'-C1'	-6.51	1.46	1.53
35	BB	1016	C	O3'-P	-6.51	1.53	1.61
35	BB	1220	A	N7-C5	-6.51	1.35	1.39
35	BB	1302	C	C3'-C2'	-6.51	1.45	1.52
85	AA	2060	G	C1'-N9	-6.51	1.37	1.46
34	BA	575	U	C2-N3	-6.51	1.33	1.37
34	BA	1557	G	C2-N2	-6.51	1.28	1.34
35	BB	375	G	N1-C2	-6.51	1.32	1.37
35	BB	681	G	C6-N1	-6.51	1.34	1.39
85	AA	33	U	C2-N3	-6.51	1.33	1.37
85	AA	884	A	C5'-C4'	6.51	1.59	1.51
85	AA	1240	A	C8-N7	-6.51	1.26	1.31
85	AA	1499	G	C5-C4	-6.51	1.33	1.38

Continued on next page...

Continued from previous page...

Mol	Chain	Res	Type	Atoms	Z	Observed(Å)	Ideal(Å)
85	AA	1671	G	C2-N2	-6.51	1.28	1.34
34	BA	5	C	P-O5'	-6.51	1.53	1.59
34	BA	102	G	C4'-C3'	-6.51	1.46	1.53
34	BA	745	A	C2'-C1'	-6.51	1.46	1.53
34	BA	999	G	C6-N1	-6.51	1.34	1.39
34	BA	1588	U	N3-C4	-6.51	1.32	1.38
35	BB	1016	C	P-O5'	-6.51	1.53	1.59
35	BB	1168	G	C2-N2	-6.51	1.28	1.34
85	AA	48	G	N7-C5	-6.51	1.35	1.39
85	AA	357	C	N1-C6	-6.51	1.33	1.37
85	AA	674	U	C2-N3	-6.51	1.33	1.37
85	AA	982	G	O3'-P	-6.51	1.53	1.61
85	AA	1140	G	C1'-N9	-6.51	1.37	1.46
85	AA	1260	G	N9-C4	-6.51	1.32	1.38
85	AA	2169	C	C2'-C1'	-6.51	1.46	1.53
34	BA	1104	C	C2'-C1'	-6.50	1.46	1.53
36	BC	113	G	N1-C2	-6.50	1.32	1.37
38	BE	22	A	P-O5'	-6.50	1.53	1.59
85	AA	982	G	C2-N2	-6.50	1.28	1.34
85	AA	1443	U	C2-N3	-6.50	1.33	1.37
34	BA	515	U	C2-N3	-6.50	1.33	1.37
34	BA	1016	A	N3-C4	-6.50	1.30	1.34
34	BA	1271	C	C1'-N1	-6.50	1.37	1.46
35	BB	1157	G	C1'-N9	-6.50	1.37	1.46
35	BB	1375	G	N1-C2	-6.50	1.32	1.37
36	BC	6	G	C2-N2	-6.50	1.28	1.34
36	BC	119	G	N1-C2	-6.50	1.32	1.37
38	BE	194	A	C2'-C1'	-6.50	1.46	1.53
85	AA	922	A	C2'-C1'	-6.50	1.46	1.53
85	AA	1652	A	C2'-C1'	-6.50	1.46	1.53
34	BA	502	U	C4'-C3'	-6.50	1.46	1.53
34	BA	991	U	O3'-P	-6.50	1.53	1.61
34	BA	1292	A	O3'-P	-6.50	1.53	1.61
34	BA	1776	G	C2'-C1'	-6.50	1.46	1.53
35	BB	22	A	C2'-C1'	-6.50	1.46	1.53
35	BB	520	G	N9-C4	-6.50	1.32	1.38
35	BB	867	C	O3'-P	-6.50	1.53	1.61
35	BB	1446	C	C4-N4	-6.50	1.28	1.33
36	BC	96	A	C2'-C1'	-6.50	1.46	1.53
36	BC	114	C	C4'-C3'	-6.50	1.46	1.53
38	BE	116	U	C3'-C2'	-6.50	1.45	1.52
40	BG	81	G	C1'-N9	-6.50	1.37	1.46

Continued on next page...

Continued from previous page...

Mol	Chain	Res	Type	Atoms	Z	Observed(Å)	Ideal(Å)
41	BH	124	C	P-O5'	-6.50	1.53	1.59
85	AA	1452	C	P-O5'	-6.50	1.53	1.59
85	AA	1633	A	O3'-P	-6.50	1.53	1.61
85	AA	2008	G	O4'-C1'	-6.50	1.33	1.41
34	BA	260	A	C8-N7	-6.50	1.27	1.31
34	BA	801	U	C2-N3	-6.50	1.33	1.37
34	BA	809	U	C1'-N1	-6.50	1.37	1.46
35	BB	364	U	C4-C5	-6.50	1.37	1.43
35	BB	708	C	C3'-C2'	-6.50	1.45	1.52
85	AA	1282	A	O4'-C1'	-6.50	1.33	1.41
34	BA	513	U	C2'-C1'	-6.50	1.46	1.53
34	BA	1176	C	N3-C4	-6.50	1.29	1.33
34	BA	1289	C	C2'-C1'	-6.50	1.46	1.53
34	BA	1806	A	C2'-C1'	-6.50	1.46	1.53
35	BB	1411	U	P-O5'	-6.50	1.53	1.59
35	BB	1541	G	C2'-C1'	-6.50	1.46	1.53
85	AA	505	U	C2-N3	-6.50	1.33	1.37
85	AA	971	U	O3'-P	-6.50	1.53	1.61
85	AA	1764	C	P-O5'	-6.50	1.53	1.59
85	AA	2044	A	N9-C4	-6.50	1.33	1.37
85	AA	2062	U	C4'-C3'	-6.50	1.46	1.53
34	BA	24	C	C1'-N1	-6.50	1.37	1.46
34	BA	186	G	C2'-C1'	-6.50	1.46	1.53
35	BB	444	U	C2-N3	-6.50	1.33	1.37
35	BB	567	G	C5-C4	-6.50	1.33	1.38
37	BD	27	A	C2'-C1'	-6.50	1.46	1.53
85	AA	1953	G	P-O5'	-6.50	1.53	1.59
85	AA	2152	C	P-O5'	-6.50	1.53	1.59
34	BA	1474	G	C5-C6	-6.50	1.35	1.42
85	AA	924	A	N9-C4	-6.50	1.33	1.37
85	AA	937	G	O3'-P	-6.50	1.53	1.61
34	BA	915	A	N7-C5	-6.49	1.35	1.39
34	BA	1724	G	C4'-C3'	6.49	1.60	1.53
34	BA	1801	G	O4'-C1'	-6.49	1.33	1.41
35	BB	614	U	C2-N3	-6.49	1.33	1.37
35	BB	675	U	C2-N3	-6.49	1.33	1.37
35	BB	1362	G	C2'-C1'	-6.49	1.46	1.53
36	BC	98	C	C2-N3	-6.49	1.30	1.35
38	BE	60	C	C2'-C1'	-6.49	1.46	1.53
38	BE	167	U	P-O5'	-6.49	1.53	1.59
85	AA	515	C	O4'-C1'	-6.49	1.33	1.41
85	AA	613	G	O3'-P	-6.49	1.53	1.61

Continued on next page...

Continued from previous page...

Mol	Chain	Res	Type	Atoms	Z	Observed(Å)	Ideal(Å)
85	AA	852	C	O3'-P	-6.49	1.53	1.61
85	AA	903	G	C3'-C2'	-6.49	1.45	1.52
85	AA	2187	G	C6-N1	-6.49	1.35	1.39
34	BA	561	U	O3'-P	-6.49	1.53	1.61
34	BA	786	U	N1-C2	-6.49	1.32	1.38
34	BA	1556	A	N3-C4	-6.49	1.30	1.34
34	BA	1802	C	C2-N3	-6.49	1.30	1.35
35	BB	1267	C	C2'-C1'	-6.49	1.46	1.53
36	BC	140	U	C2'-C1'	-6.49	1.46	1.53
40	BG	33	G	N3-C4	-6.49	1.30	1.35
85	AA	1231	G	P-O5'	-6.49	1.53	1.59
34	BA	674	G	C4'-C3'	-6.49	1.46	1.53
34	BA	709	C	C2'-C1'	-6.49	1.46	1.53
34	BA	1475	G	C3'-O3'	-6.49	1.33	1.42
38	BE	187	G	C2'-C1'	-6.49	1.46	1.53
40	BG	61	A	C3'-C2'	-6.49	1.45	1.52
85	AA	77	C	C2'-C1'	-6.49	1.46	1.53
85	AA	110	U	O3'-P	-6.49	1.53	1.61
85	AA	305	A	C5'-C4'	6.49	1.59	1.51
85	AA	2109	G	C2-N2	-6.49	1.28	1.34
34	BA	224	G	C2'-C1'	-6.49	1.46	1.53
34	BA	1225	A	C6-N6	-6.49	1.28	1.33
34	BA	1635	A	N9-C4	6.49	1.41	1.37
35	BB	962	U	C2-N3	-6.49	1.33	1.37
36	BC	101	U	C1'-N1	-6.49	1.37	1.46
36	BC	162	C	C2-N3	-6.49	1.30	1.35
38	BE	106	C	C2'-C1'	-6.49	1.46	1.53
85	AA	106	G	N1-C2	-6.49	1.32	1.37
85	AA	1149	A	N9-C4	-6.49	1.33	1.37
34	BA	52	G	C4'-C3'	-6.49	1.46	1.53
41	BH	133	U	O4'-C1'	-6.49	1.33	1.41
85	AA	411	U	C1'-N1	-6.49	1.37	1.46
34	BA	45	A	O4'-C1'	-6.49	1.33	1.41
34	BA	937	G	C6-N1	-6.49	1.35	1.39
39	BF	38	C	C2'-C1'	-6.49	1.46	1.53
85	AA	404	A	N9-C4	-6.49	1.33	1.37
85	AA	757	A	N9-C4	-6.49	1.33	1.37
85	AA	1558	U	C3'-C2'	-6.49	1.45	1.52
34	BA	1080	U	C5'-C4'	6.48	1.59	1.51
34	BA	1476	G	O3'-P	-6.48	1.53	1.61
35	BB	728	A	O3'-P	-6.48	1.53	1.61
85	AA	2178	A	C3'-C2'	-6.48	1.45	1.52

Continued on next page...

Continued from previous page...

Mol	Chain	Res	Type	Atoms	Z	Observed(Å)	Ideal(Å)
34	BA	427	G	N7-C5	-6.48	1.35	1.39
34	BA	484	A	O4'-C1'	-6.48	1.33	1.41
34	BA	686	U	O3'-P	-6.48	1.53	1.61
34	BA	1140	A	P-O5'	-6.48	1.53	1.59
34	BA	1800	G	C5-C4	-6.48	1.33	1.38
37	BD	66	G	C2'-C1'	-6.48	1.46	1.53
39	BF	24	G	N7-C5	-6.48	1.35	1.39
40	BG	161	C	C2-N3	-6.48	1.30	1.35
85	AA	55	A	C3'-C2'	-6.48	1.45	1.52
85	AA	469	G	C2'-C1'	-6.48	1.46	1.53
85	AA	929	G	C4'-C3'	-6.48	1.46	1.53
85	AA	1790	G	O3'-P	-6.48	1.53	1.61
85	AA	2083	G	C6-N1	-6.48	1.35	1.39
85	AA	2092	A	C5-C4	-6.48	1.34	1.38
85	AA	2131	C	O3'-P	-6.48	1.53	1.61
34	BA	362	G	N1-C2	-6.48	1.32	1.37
34	BA	660	C	O3'-P	-6.48	1.53	1.61
34	BA	1098	G	N9-C8	-6.48	1.33	1.37
34	BA	1550	G	N9-C4	-6.48	1.32	1.38
35	BB	1065	G	C2'-C1'	-6.48	1.46	1.53
35	BB	1314	G	C6-N1	-6.48	1.35	1.39
35	BB	1480	G	N9-C4	-6.48	1.32	1.38
36	BC	87	C	C2'-C1'	-6.48	1.46	1.53
38	BE	49	A	C6-N1	-6.48	1.31	1.35
85	AA	258	G	C1'-N9	-6.48	1.37	1.46
34	BA	1288	U	C4'-C3'	-6.48	1.46	1.53
35	BB	717	A	N9-C4	6.48	1.41	1.37
35	BB	1124	G	C6-N1	-6.48	1.35	1.39
85	AA	1001	G	C2'-C1'	-6.48	1.46	1.53
85	AA	1712	A	C1'-N9	-6.48	1.37	1.46
34	BA	1512	C	C1'-N1	-6.48	1.37	1.46
34	BA	1517	U	C4'-C3'	-6.48	1.46	1.53
35	BB	28	G	C6-N1	-6.48	1.35	1.39
35	BB	130	G	C5-C4	-6.48	1.33	1.38
35	BB	394	A	C1'-N9	-6.48	1.37	1.46
35	BB	682	U	C3'-C2'	-6.48	1.45	1.52
38	BE	202	C	P-O5'	-6.48	1.53	1.59
85	AA	154	U	C2-N3	-6.48	1.33	1.37
85	AA	616	A	C4'-C3'	-6.48	1.46	1.53
85	AA	1487	G	C2-N3	-6.48	1.27	1.32
34	BA	1739	G	N3-C4	-6.48	1.30	1.35
35	BB	624	A	C1'-N9	-6.48	1.37	1.46

Continued on next page...

Continued from previous page...

Mol	Chain	Res	Type	Atoms	Z	Observed(Å)	Ideal(Å)
38	BE	151	C	O3'-P	-6.48	1.53	1.61
85	AA	766	G	C3'-C2'	-6.48	1.45	1.52
34	BA	112	C	C2'-C1'	-6.47	1.46	1.53
34	BA	192	G	C3'-C2'	-6.47	1.45	1.52
34	BA	344	G	P-O5'	-6.47	1.53	1.59
34	BA	1345	U	P-O5'	-6.47	1.53	1.59
34	BA	1634	A	O3'-P	-6.47	1.53	1.61
34	BA	1839	G	C6-N1	-6.47	1.35	1.39
35	BB	91	G	N3-C4	-6.47	1.30	1.35
35	BB	555	G	O3'-P	-6.47	1.53	1.61
35	BB	1254	G	N9-C8	-6.47	1.33	1.37
37	BD	92	G	C5-C4	-6.47	1.33	1.38
38	BE	142	A	O3'-P	-6.47	1.53	1.61
85	AA	634	U	O3'-P	-6.47	1.53	1.61
85	AA	1463	A	C5-C4	-6.47	1.34	1.38
85	AA	2082	C	C2'-C1'	-6.47	1.46	1.53
34	BA	269	G	C6-N1	-6.47	1.35	1.39
34	BA	329	G	C1'-N9	-6.47	1.37	1.46
34	BA	783	U	C4'-C3'	-6.47	1.46	1.53
34	BA	1246	G	C2'-C1'	-6.47	1.46	1.53
35	BB	451	A	N3-C4	-6.47	1.30	1.34
36	BC	96	A	C3'-C2'	-6.47	1.45	1.52
39	BF	8	C	O3'-P	-6.47	1.53	1.61
40	BG	84	U	O3'-P	-6.47	1.53	1.61
40	BG	146	C	P-O5'	-6.47	1.53	1.59
85	AA	430	G	O4'-C1'	-6.47	1.33	1.41
85	AA	552	C	O3'-P	-6.47	1.53	1.61
85	AA	1133	C	C2'-C1'	-6.47	1.46	1.53
85	AA	2228	G	C2-N2	-6.47	1.28	1.34
34	BA	668	G	C2'-C1'	-6.47	1.46	1.53
34	BA	748	C	C1'-N1	-6.47	1.37	1.46
34	BA	1039	G	N9-C4	-6.47	1.32	1.38
34	BA	1519	G	N1-C2	-6.47	1.32	1.37
34	BA	1555	G	C2-N3	-6.47	1.27	1.32
38	BE	199	A	C5-C4	-6.47	1.34	1.38
85	AA	824	C	O3'-P	-6.47	1.53	1.61
85	AA	1874	G	O3'-P	-6.47	1.53	1.61
34	BA	379	C	P-O5'	-6.47	1.53	1.59
34	BA	829	U	C2'-C1'	-6.47	1.46	1.53
35	BB	373	C	C2'-C1'	-6.47	1.46	1.53
35	BB	623	A	N9-C4	-6.47	1.33	1.37
35	BB	957	A	O3'-P	-6.47	1.53	1.61

Continued on next page...

Continued from previous page...

Mol	Chain	Res	Type	Atoms	Z	Observed(Å)	Ideal(Å)
35	BB	1191	G	N9-C4	-6.47	1.32	1.38
35	BB	1544	A	C5-C4	-6.47	1.34	1.38
36	BC	59	A	N9-C8	-6.47	1.32	1.37
36	BC	86	U	P-O5'	-6.47	1.53	1.59
38	BE	149	A	O3'-P	-6.47	1.53	1.61
41	BH	18	C	O3'-P	-6.47	1.53	1.61
85	AA	491	G	P-O5'	-6.47	1.53	1.59
35	BB	1435	G	C1'-N9	-6.47	1.37	1.46
40	BG	95	U	C4'-C3'	-6.47	1.46	1.53
40	BG	95	U	N3-C4	-6.47	1.32	1.38
34	BA	30	A	N9-C8	-6.47	1.32	1.37
34	BA	952	G	O3'-P	-6.47	1.53	1.61
34	BA	1052	G	C1'-N9	-6.47	1.37	1.46
34	BA	1104	C	P-O5'	-6.47	1.53	1.59
34	BA	1154	U	C4'-C3'	-6.47	1.46	1.53
35	BB	2	C	O3'-P	-6.47	1.53	1.61
35	BB	1298	C	P-O5'	-6.47	1.53	1.59
35	BB	1458	U	C2'-C1'	-6.47	1.46	1.53
38	BE	120	C	C2'-C1'	-6.47	1.46	1.53
40	BG	122	G	N9-C4	-6.47	1.32	1.38
85	AA	1190	G	C3'-C2'	-6.47	1.45	1.52
85	AA	2127	G	C3'-C2'	-6.47	1.45	1.52
34	BA	1023	G	N9-C4	-6.46	1.32	1.38
34	BA	1051	A	C2'-C1'	-6.46	1.46	1.53
34	BA	1236	U	O3'-P	-6.46	1.53	1.61
34	BA	1600	G	C5-C4	-6.46	1.33	1.38
34	BA	1604	A	C8-N7	-6.46	1.27	1.31
34	BA	1661	U	O4'-C1'	-6.46	1.33	1.41
35	BB	412	A	C2'-C1'	-6.46	1.46	1.53
35	BB	722	U	P-O5'	-6.46	1.53	1.59
35	BB	1404	A	C5-C4	-6.46	1.34	1.38
35	BB	1432	U	N3-C4	-6.46	1.32	1.38
85	AA	1576	G	P-O5'	-6.46	1.53	1.59
34	BA	47	U	O3'-P	-6.46	1.53	1.61
34	BA	1090	A	N9-C4	-6.46	1.33	1.37
35	BB	583	G	C6-N1	-6.46	1.35	1.39
35	BB	693	U	C2'-C1'	-6.46	1.46	1.53
38	BE	180	G	N9-C8	-6.46	1.33	1.37
85	AA	444	U	P-O5'	-6.46	1.53	1.59
85	AA	1898	C	O3'-P	-6.46	1.53	1.61
34	BA	57	A	C5-C6	-6.46	1.35	1.41
34	BA	1002	U	C2-N3	-6.46	1.33	1.37

Continued on next page...

Continued from previous page...

Mol	Chain	Res	Type	Atoms	Z	Observed(Å)	Ideal(Å)
34	BA	1566	G	C5-C6	-6.46	1.35	1.42
35	BB	429	C	O3'-P	-6.46	1.53	1.61
35	BB	1513	U	P-O5'	-6.46	1.53	1.59
36	BC	136	G	C3'-C2'	-6.46	1.45	1.52
38	BE	17	U	C2'-C1'	-6.46	1.46	1.53
38	BE	144	A	C1'-N9	-6.46	1.37	1.46
39	BF	71	G	C1'-N9	-6.46	1.37	1.46
40	BG	16	G	C4'-C3'	-6.46	1.46	1.53
85	AA	463	G	C5-C4	-6.46	1.33	1.38
37	BD	79	G	C5'-C4'	6.46	1.59	1.51
85	AA	1535	C	P-O5'	-6.46	1.53	1.59
34	BA	300	C	N1-C6	-6.46	1.33	1.37
34	BA	438	A	N7-C5	-6.46	1.35	1.39
35	BB	514	G	C6-N1	-6.46	1.35	1.39
35	BB	620	G	C4'-C3'	-6.46	1.46	1.53
35	BB	680	A	C5-C4	-6.46	1.34	1.38
35	BB	1057	G	C2'-C1'	-6.46	1.46	1.53
35	BB	1130	U	C3'-C2'	-6.46	1.45	1.52
36	BC	43	A	C1'-N9	-6.46	1.37	1.46
41	BH	44	A	O3'-P	-6.46	1.53	1.61
85	AA	420	C	N1-C6	-6.46	1.33	1.37
85	AA	805	A	N9-C4	6.46	1.41	1.37
85	AA	1868	G	C6-N1	-6.46	1.35	1.39
85	AA	2211	G	C3'-C2'	-6.46	1.45	1.52
86	AB	7	A	C2'-C1'	-6.46	1.46	1.53
34	BA	110	C	P-O5'	-6.46	1.53	1.59
34	BA	448	U	N3-C4	-6.46	1.32	1.38
34	BA	891	C	C1'-N1	-6.46	1.37	1.46
34	BA	1224	A	N7-C5	-6.46	1.35	1.39
34	BA	1572	G	C2'-C1'	-6.46	1.46	1.53
35	BB	363	A	C4'-C3'	-6.46	1.46	1.53
35	BB	1140	C	O3'-P	-6.46	1.53	1.61
35	BB	1207	C	C4'-O4'	-6.46	1.37	1.45
35	BB	1273	G	N9-C4	-6.46	1.32	1.38
37	BD	88	U	P-O5'	-6.46	1.53	1.59
38	BE	63	C	P-O5'	-6.46	1.53	1.59
38	BE	114	G	O3'-P	-6.46	1.53	1.61
85	AA	1106	A	O3'-P	-6.46	1.53	1.61
34	BA	378	C	C3'-C2'	-6.46	1.45	1.52
34	BA	722	A	P-O5'	-6.46	1.53	1.59
34	BA	749	G	C5-C4	-6.46	1.33	1.38
34	BA	1016	A	C5-C4	-6.46	1.34	1.38

Continued on next page...

Continued from previous page...

Mol	Chain	Res	Type	Atoms	Z	Observed(Å)	Ideal(Å)
34	BA	1428	G	O3'-P	-6.46	1.53	1.61
34	BA	1461	A	C5-C4	-6.46	1.34	1.38
35	BB	868	C	C2-N3	-6.46	1.30	1.35
85	AA	51	A	C2'-C1'	-6.46	1.46	1.53
85	AA	441	C	C2-N3	-6.46	1.30	1.35
85	AA	1488	G	C2'-C1'	-6.46	1.46	1.53
34	BA	499	C	C3'-C2'	-6.45	1.45	1.52
34	BA	617	G	C4'-C3'	-6.45	1.46	1.53
34	BA	743	A	O3'-P	-6.45	1.53	1.61
34	BA	1486	U	N1-C6	-6.45	1.32	1.38
34	BA	1653	G	C5-C4	-6.45	1.33	1.38
35	BB	125	G	N1-C2	-6.45	1.32	1.37
35	BB	1109	A	C1'-N9	-6.45	1.37	1.46
35	BB	1299	G	C6-N1	-6.45	1.35	1.39
35	BB	1478	G	C4'-C3'	-6.45	1.46	1.53
37	BD	2	G	C2'-C1'	-6.45	1.46	1.53
37	BD	3	G	N1-C2	-6.45	1.32	1.37
41	BH	17	A	C5'-C4'	-6.45	1.43	1.51
85	AA	487	G	C6-N1	-6.45	1.35	1.39
85	AA	1112	G	C2-N2	-6.45	1.28	1.34
34	BA	508	C	C2'-C1'	-6.45	1.46	1.53
34	BA	1572	G	P-O5'	-6.45	1.53	1.59
34	BA	1638	U	O3'-P	-6.45	1.53	1.61
35	BB	121	A	C6-N6	-6.45	1.28	1.33
35	BB	1032	U	C2'-C1'	-6.45	1.46	1.53
36	BC	154	A	C1'-N9	-6.45	1.37	1.46
34	BA	234	A	C8-N7	-6.45	1.27	1.31
34	BA	369	A	N9-C4	-6.45	1.33	1.37
34	BA	1322	A	N7-C5	-6.45	1.35	1.39
34	BA	1428	G	C1'-N9	-6.45	1.37	1.46
34	BA	1804	A	C8-N7	-6.45	1.27	1.31
35	BB	124	G	C2-N2	-6.45	1.28	1.34
35	BB	137	A	C5-C4	-6.45	1.34	1.38
35	BB	494	C	C1'-N1	-6.45	1.37	1.46
35	BB	681	G	P-O5'	-6.45	1.53	1.59
35	BB	1187	G	N3-C4	-6.45	1.30	1.35
37	BD	98	G	C5-C4	-6.45	1.33	1.38
40	BG	165	C	C2'-C1'	-6.45	1.46	1.53
85	AA	2138	G	C5-C4	-6.45	1.33	1.38
34	BA	51	C	C4-N4	-6.45	1.28	1.33
34	BA	102	G	O3'-P	-6.45	1.53	1.61
34	BA	1465	C	C1'-N1	-6.45	1.37	1.46

Continued on next page...

Continued from previous page...

Mol	Chain	Res	Type	Atoms	Z	Observed(Å)	Ideal(Å)
34	BA	1570	C	C2'-C1'	-6.45	1.46	1.53
35	BB	307	A	N9-C4	-6.45	1.33	1.37
35	BB	430	A	C3'-C2'	-6.45	1.45	1.52
35	BB	875	G	C2'-C1'	-6.45	1.46	1.53
35	BB	1230	A	N9-C4	-6.45	1.33	1.37
35	BB	1405	G	C2'-C1'	-6.45	1.46	1.53
37	BD	61	C	C3'-C2'	-6.45	1.45	1.52
38	BE	178	G	C5-C4	-6.45	1.33	1.38
40	BG	52	A	N7-C5	-6.45	1.35	1.39
85	AA	56	U	O3'-P	-6.45	1.53	1.61
85	AA	392	G	C3'-C2'	-6.45	1.45	1.52
85	AA	409	C	C2-N3	-6.45	1.30	1.35
85	AA	452	A	C5-C4	-6.45	1.34	1.38
85	AA	1299	A	C1'-N9	-6.45	1.37	1.46
85	AA	1645	G	C2'-C1'	-6.45	1.46	1.53
85	AA	2105	G	C2'-C1'	-6.45	1.46	1.53
34	BA	334	G	N1-C2	-6.45	1.32	1.37
40	BG	66	C	C2-N3	-6.45	1.30	1.35
85	AA	410	A	N3-C4	-6.45	1.30	1.34
85	AA	2008	G	C2'-C1'	-6.45	1.46	1.53
34	BA	544	U	C4-C5	-6.45	1.37	1.43
34	BA	1207	A	O3'-P	-6.45	1.53	1.61
35	BB	578	G	C3'-C2'	-6.45	1.45	1.52
35	BB	679	G	C5-C4	-6.45	1.33	1.38
35	BB	1212	C	C3'-C2'	-6.45	1.45	1.52
36	BC	116	C	C1'-N1	-6.45	1.37	1.46
38	BE	69	C	C2'-C1'	-6.45	1.46	1.53
85	AA	725	G	C2'-C1'	-6.45	1.46	1.53
85	AA	1175	A	C2'-C1'	-6.45	1.46	1.53
34	BA	81	C	C1'-N1	-6.44	1.37	1.46
34	BA	257	G	C5'-C4'	-6.44	1.43	1.51
34	BA	1279	U	C1'-N1	-6.44	1.37	1.46
35	BB	830	G	C5-C4	-6.44	1.33	1.38
39	BF	66	C	O3'-P	-6.44	1.53	1.61
85	AA	171	U	O3'-P	-6.44	1.53	1.61
34	BA	42	A	C3'-C2'	-6.44	1.45	1.52
34	BA	525	A	C5-C4	-6.44	1.34	1.38
34	BA	696	A	C4'-C3'	-6.44	1.46	1.53
34	BA	1237	U	O3'-P	-6.44	1.53	1.61
34	BA	1275	G	C1'-N9	-6.44	1.37	1.46
35	BB	77	A	C3'-C2'	-6.44	1.45	1.52
35	BB	360	C	O3'-P	-6.44	1.53	1.61

Continued on next page...

Continued from previous page...

Mol	Chain	Res	Type	Atoms	Z	Observed(Å)	Ideal(Å)
35	BB	368	C	C3'-C2'	-6.44	1.45	1.52
35	BB	441	G	N7-C5	-6.44	1.35	1.39
35	BB	596	C	O3'-P	-6.44	1.53	1.61
35	BB	804	U	C2-N3	-6.44	1.33	1.37
35	BB	1268	C	C3'-C2'	-6.44	1.45	1.52
35	BB	1383	C	P-O5'	-6.44	1.53	1.59
37	BD	48	G	C2'-C1'	-6.44	1.46	1.53
38	BE	124	G	N9-C8	-6.44	1.33	1.37
41	BH	115	A	N9-C4	-6.44	1.33	1.37
85	AA	128	U	C4'-C3'	-6.44	1.46	1.53
85	AA	396	U	C4'-C3'	-6.44	1.46	1.53
85	AA	404	A	C4'-C3'	-6.44	1.46	1.53
85	AA	866	U	P-O5'	-6.44	1.53	1.59
85	AA	1004	G	N7-C5	-6.44	1.35	1.39
85	AA	1108	U	P-O5'	-6.44	1.53	1.59
85	AA	2237	G	C6-N1	-6.44	1.35	1.39
34	BA	357	A	C1'-N9	-6.44	1.37	1.46
34	BA	471	U	C4'-O4'	-6.44	1.37	1.45
34	BA	718	U	C2-N3	-6.44	1.33	1.37
34	BA	1418	G	C1'-N9	-6.44	1.37	1.46
35	BB	612	A	P-O5'	-6.44	1.53	1.59
35	BB	1118	G	C1'-N9	-6.44	1.37	1.46
37	BD	70	C	O3'-P	-6.44	1.53	1.61
40	BG	87	G	C2'-C1'	-6.44	1.46	1.53
40	BG	89	A	C4'-C3'	-6.44	1.46	1.53
85	AA	1144	G	C2-N2	-6.44	1.28	1.34
85	AA	2056	C	O3'-P	-6.44	1.53	1.61
85	AA	2123	U	O3'-P	-6.44	1.53	1.61
34	BA	38	G	N3-C4	-6.44	1.30	1.35
34	BA	495	A	C1'-N9	-6.44	1.37	1.46
34	BA	881	C	N1-C6	-6.44	1.33	1.37
35	BB	602	G	N9-C4	-6.44	1.32	1.38
35	BB	1416	A	C5-C4	-6.44	1.34	1.38
36	BC	83	A	O3'-P	-6.44	1.53	1.61
85	AA	846	U	P-O5'	-6.44	1.53	1.59
85	AA	1240	A	N7-C5	-6.44	1.35	1.39
85	AA	2113	U	C3'-C2'	-6.44	1.45	1.52
34	BA	196	A	N9-C8	-6.44	1.32	1.37
34	BA	280	A	C5-C6	-6.44	1.35	1.41
34	BA	1601	C	C4'-C3'	-6.44	1.46	1.53
35	BB	71	A	C2'-C1'	-6.44	1.46	1.53
35	BB	998	G	C1'-N9	-6.44	1.37	1.46

Continued on next page...

Continued from previous page...

Mol	Chain	Res	Type	Atoms	Z	Observed(Å)	Ideal(Å)
35	BB	1100	C	C4-N4	-6.44	1.28	1.33
36	BC	21	U	C1'-N1	-6.44	1.37	1.46
40	BG	114	A	O3'-P	-6.44	1.53	1.61
85	AA	722	G	N9-C4	-6.44	1.32	1.38
85	AA	2012	G	O3'-P	-6.44	1.53	1.61
34	BA	308	C	C2'-C1'	-6.44	1.46	1.53
34	BA	1191	C	C2-N3	-6.44	1.30	1.35
34	BA	1463	U	C3'-C2'	-6.44	1.45	1.52
34	BA	1844	U	O3'-P	-6.44	1.53	1.61
35	BB	408	U	O3'-P	-6.44	1.53	1.61
38	BE	197	A	N9-C8	-6.44	1.32	1.37
39	BF	27	G	C1'-N9	-6.44	1.37	1.46
40	BG	181	C	C4'-C3'	-6.44	1.46	1.53
85	AA	23	G	C3'-C2'	-6.44	1.45	1.52
85	AA	24	U	N1-C6	-6.44	1.32	1.38
85	AA	662	U	N1-C2	-6.44	1.32	1.38
34	BA	729	C	O3'-P	-6.43	1.53	1.61
36	BC	78	G	C6-N1	-6.43	1.35	1.39
37	BD	44	U	C2-N3	-6.43	1.33	1.37
41	BH	115	A	C1'-N9	-6.43	1.37	1.46
85	AA	711	C	C2-N3	-6.43	1.30	1.35
85	AA	781	G	C2'-C1'	-6.43	1.46	1.53
85	AA	1719	C	O3'-P	-6.43	1.53	1.61
34	BA	138	C	C4'-C3'	-6.43	1.46	1.53
34	BA	423	G	P-O5'	-6.43	1.53	1.59
34	BA	682	A	N7-C5	-6.43	1.35	1.39
34	BA	1285	G	C2-N2	-6.43	1.28	1.34
35	BB	369	A	O3'-P	-6.43	1.53	1.61
36	BC	71	A	O3'-P	-6.43	1.53	1.61
85	AA	331	G	C6-N1	-6.43	1.35	1.39
41	BH	113	G	C5-C6	-6.43	1.35	1.42
34	BA	7	U	N1-C2	6.43	1.44	1.38
34	BA	536	C	P-O5'	-6.43	1.53	1.59
34	BA	1436	A	N9-C4	-6.43	1.33	1.37
34	BA	1579	G	N1-C2	-6.43	1.32	1.37
35	BB	1248	A	O3'-P	-6.43	1.53	1.61
85	AA	110	U	C1'-N1	-6.43	1.37	1.46
85	AA	145	C	C4'-C3'	-6.43	1.46	1.53
85	AA	247	G	P-O5'	-6.43	1.53	1.59
85	AA	503	A	P-O5'	-6.43	1.53	1.59
85	AA	613	G	C4'-C3'	-6.43	1.46	1.53
85	AA	818	C	C2-N3	-6.43	1.30	1.35

Continued on next page...

Continued from previous page...

Mol	Chain	Res	Type	Atoms	Z	Observed(Å)	Ideal(Å)
85	AA	1111	A	C5-C4	-6.43	1.34	1.38
34	BA	797	A	N7-C5	-6.43	1.35	1.39
35	BB	579	A	C5-C6	-6.43	1.35	1.41
85	AA	307	G	O3'-P	6.43	1.68	1.61
34	BA	102	G	C2-N2	-6.43	1.28	1.34
34	BA	423	G	C1'-N9	-6.43	1.37	1.46
34	BA	1064	A	C3'-C2'	-6.43	1.45	1.52
34	BA	1294	C	P-O5'	-6.43	1.53	1.59
34	BA	1634	A	C5'-C4'	6.43	1.59	1.51
34	BA	1664	C	C2'-C1'	-6.43	1.46	1.53
35	BB	18	A	N7-C5	-6.43	1.35	1.39
35	BB	46	U	O3'-P	-6.43	1.53	1.61
35	BB	1078	U	C3'-C2'	-6.43	1.45	1.52
38	BE	45	G	C2-N2	-6.43	1.28	1.34
40	BG	106	G	C2'-C1'	-6.43	1.46	1.53
85	AA	89	C	O3'-P	-6.43	1.53	1.61
85	AA	361	U	O3'-P	-6.43	1.53	1.61
85	AA	621	U	C3'-C2'	-6.43	1.45	1.52
85	AA	670	C	C2-N3	-6.43	1.30	1.35
85	AA	1369	U	P-O5'	-6.43	1.53	1.59
85	AA	1951	U	O3'-P	-6.43	1.53	1.61
85	AA	2131	C	C2'-C1'	-6.43	1.46	1.53
85	AA	2183	U	C4'-C3'	-6.43	1.46	1.53
34	BA	380	A	P-O5'	-6.42	1.53	1.59
34	BA	1098	G	C1'-N9	-6.42	1.37	1.46
35	BB	87	G	C2-N3	-6.42	1.27	1.32
35	BB	1141	A	C4'-C3'	-6.42	1.46	1.53
35	BB	1497	C	C3'-C2'	-6.42	1.45	1.52
41	BH	16	A	C2'-C1'	-6.42	1.46	1.53
85	AA	1184	A	O3'-P	-6.42	1.53	1.61
85	AA	1902	C	C2'-C1'	-6.42	1.46	1.53
34	BA	651	U	P-O5'	-6.42	1.53	1.59
34	BA	947	A	P-O5'	-6.42	1.53	1.59
34	BA	1032	A	C2'-C1'	-6.42	1.46	1.53
34	BA	1074	C	C2-N3	-6.42	1.30	1.35
34	BA	1653	G	C3'-C2'	-6.42	1.45	1.52
34	BA	1667	G	O3'-P	-6.42	1.53	1.61
34	BA	1825	U	N1-C2	-6.42	1.32	1.38
35	BB	365	U	C2-N3	-6.42	1.33	1.37
35	BB	380	G	N3-C4	-6.42	1.30	1.35
35	BB	640	A	C2'-C1'	-6.42	1.46	1.53
35	BB	1143	A	C2'-C1'	-6.42	1.46	1.53

Continued on next page...

Continued from previous page...

Mol	Chain	Res	Type	Atoms	Z	Observed(Å)	Ideal(Å)
35	BB	1159	U	P-O5'	-6.42	1.53	1.59
35	BB	1202	G	N3-C4	6.42	1.40	1.35
40	BG	71	C	C5-C6	-6.42	1.29	1.34
34	BA	769	U	C3'-C2'	6.42	1.60	1.52
34	BA	1473	A	C5-C4	-6.42	1.34	1.38
34	BA	1501	U	C1'-N1	-6.42	1.37	1.46
34	BA	1647	G	N9-C8	-6.42	1.33	1.37
34	BA	1813	C	C2-N3	-6.42	1.30	1.35
35	BB	620	G	C5-C4	-6.42	1.33	1.38
35	BB	1185	G	C3'-C2'	-6.42	1.45	1.52
35	BB	1345	A	P-O5'	-6.42	1.53	1.59
40	BG	13	A	O3'-P	-6.42	1.53	1.61
40	BG	150	A	C1'-N9	-6.42	1.37	1.46
41	BH	53	C	O3'-P	-6.42	1.53	1.61
85	AA	140	C	O3'-P	-6.42	1.53	1.61
85	AA	776	C	P-O5'	-6.42	1.53	1.59
85	AA	906	U	O3'-P	-6.42	1.53	1.61
85	AA	1228	A	N9-C8	-6.42	1.32	1.37
85	AA	2174	G	C5-C4	-6.42	1.33	1.38
37	BD	28	C	C2'-C1'	-6.42	1.46	1.53
38	BE	19	G	C2-N2	-6.42	1.28	1.34
85	AA	374	C	O3'-P	-6.42	1.53	1.61
85	AA	2011	C	O3'-P	-6.42	1.53	1.61
34	BA	38	G	P-O5'	-6.42	1.53	1.59
34	BA	189	G	N7-C5	-6.42	1.35	1.39
34	BA	806	U	C2'-C1'	-6.42	1.46	1.53
34	BA	1344	G	C2'-C1'	-6.42	1.46	1.53
34	BA	1628	A	P-O5'	-6.42	1.53	1.59
34	BA	1639	U	N3-C4	-6.42	1.32	1.38
34	BA	1707	C	N1-C6	-6.42	1.33	1.37
35	BB	48	G	P-O5'	-6.42	1.53	1.59
35	BB	465	C	C2-N3	-6.42	1.30	1.35
35	BB	856	U	C2'-C1'	-6.42	1.46	1.53
35	BB	1168	G	C4'-O4'	-6.42	1.37	1.45
35	BB	1371	G	C3'-C2'	-6.42	1.45	1.52
35	BB	1393	C	P-O5'	-6.42	1.53	1.59
35	BB	1394	A	C1'-N9	-6.42	1.37	1.46
37	BD	81	C	C5'-C4'	-6.42	1.43	1.51
39	BF	56	C	C2'-C1'	6.42	1.60	1.53
41	BH	31	A	C4'-O4'	-6.42	1.37	1.45
85	AA	113	U	C2'-C1'	-6.42	1.46	1.53
85	AA	160	A	N3-C4	-6.42	1.30	1.34

Continued on next page...

Continued from previous page...

Mol	Chain	Res	Type	Atoms	Z	Observed(Å)	Ideal(Å)
85	AA	536	C	O3'-P	-6.42	1.53	1.61
85	AA	1130	G	C2-N2	-6.42	1.28	1.34
85	AA	1763	G	P-O5'	-6.42	1.53	1.59
34	BA	12	G	N7-C5	-6.42	1.35	1.39
34	BA	927	A	C5-C4	-6.42	1.34	1.38
34	BA	1062	G	C2-N2	-6.42	1.28	1.34
34	BA	1246	G	C6-N1	-6.42	1.35	1.39
35	BB	411	A	C8-N7	-6.42	1.27	1.31
35	BB	579	A	C2'-C1'	-6.42	1.46	1.53
35	BB	1505	U	P-O5'	-6.42	1.53	1.59
40	BG	148	C	N1-C2	-6.42	1.33	1.40
85	AA	117	C	O3'-P	-6.42	1.53	1.61
85	AA	395	G	C6-N1	-6.42	1.35	1.39
85	AA	757	A	C2'-C1'	-6.42	1.46	1.53
85	AA	1122	U	C2'-C1'	-6.42	1.46	1.53
85	AA	1244	A	C5-C4	-6.42	1.34	1.38
85	AA	1456	A	C8-N7	-6.42	1.27	1.31
34	BA	425	G	N7-C5	-6.42	1.35	1.39
34	BA	1437	G	N1-C2	-6.42	1.32	1.37
34	BA	43	U	C2-N3	-6.41	1.33	1.37
34	BA	386	A	O3'-P	-6.41	1.53	1.61
34	BA	1409	A	O3'-P	-6.41	1.53	1.61
34	BA	1656	A	O3'-P	-6.41	1.53	1.61
34	BA	1706	A	C3'-C2'	-6.41	1.45	1.52
35	BB	852	G	C6-N1	-6.41	1.35	1.39
38	BE	43	A	C6-N1	-6.41	1.31	1.35
34	BA	33	C	C4'-C3'	-6.41	1.46	1.53
34	BA	1819	U	C2'-C1'	-6.41	1.46	1.53
34	BA	1837	U	N3-C4	-6.41	1.32	1.38
35	BB	104	G	C1'-N9	-6.41	1.37	1.46
35	BB	310	U	P-O5'	-6.41	1.53	1.59
35	BB	435	A	C8-N7	-6.41	1.27	1.31
35	BB	505	G	N7-C5	-6.41	1.35	1.39
35	BB	587	A	C3'-C2'	-6.41	1.45	1.52
39	BF	53	G	C2'-C1'	-6.41	1.46	1.53
85	AA	648	G	C5-C4	-6.41	1.33	1.38
85	AA	1153	G	C5-C6	-6.41	1.35	1.42
85	AA	1451	U	P-O5'	-6.41	1.53	1.59
85	AA	1554	C	C2-N3	-6.41	1.30	1.35
34	BA	611	A	C4'-C3'	-6.41	1.46	1.53
34	BA	714	G	O3'-P	-6.41	1.53	1.61
34	BA	881	C	C2-N3	-6.41	1.30	1.35

Continued on next page...

Continued from previous page...

Mol	Chain	Res	Type	Atoms	Z	Observed(Å)	Ideal(Å)
34	BA	974	G	O3'-P	-6.41	1.53	1.61
34	BA	1014	A	C6-N1	-6.41	1.31	1.35
34	BA	1051	A	N9-C4	-6.41	1.34	1.37
34	BA	1114	G	N1-C2	-6.41	1.32	1.37
35	BB	528	G	N9-C4	-6.41	1.32	1.38
35	BB	1336	G	C5-C4	-6.41	1.33	1.38
35	BB	1485	G	N1-C2	-6.41	1.32	1.37
35	BB	1507	U	C4'-C3'	-6.41	1.46	1.53
36	BC	102	G	C1'-N9	-6.41	1.37	1.46
38	BE	161	G	C2'-C1'	-6.41	1.46	1.53
40	BG	117	C	O3'-P	-6.41	1.53	1.61
85	AA	6	G	O3'-P	-6.41	1.53	1.61
85	AA	157	G	C6-N1	-6.41	1.35	1.39
85	AA	943	U	C4-C5	-6.41	1.37	1.43
34	BA	151	A	C5'-C4'	6.41	1.59	1.51
34	BA	309	U	P-O5'	-6.41	1.53	1.59
34	BA	672	G	N7-C5	-6.41	1.35	1.39
34	BA	709	C	C3'-C2'	-6.41	1.45	1.52
34	BA	1033	G	C2-N2	-6.41	1.28	1.34
34	BA	1091	U	C3'-C2'	-6.41	1.45	1.52
34	BA	1486	U	C3'-C2'	-6.41	1.45	1.52
34	BA	1784	G	C2-N2	-6.41	1.28	1.34
35	BB	697	G	C1'-N9	-6.41	1.37	1.46
35	BB	1048	A	O3'-P	-6.41	1.53	1.61
35	BB	1483	A	C8-N7	-6.41	1.27	1.31
39	BF	28	C	C3'-C2'	-6.41	1.45	1.52
85	AA	665	A	C1'-N9	-6.41	1.37	1.46
85	AA	1199	C	N1-C6	-6.41	1.33	1.37
85	AA	1262	A	N7-C5	-6.41	1.35	1.39
34	BA	457	A	O3'-P	-6.41	1.53	1.61
34	BA	515	U	C1'-N1	-6.41	1.37	1.46
34	BA	1505	G	N3-C4	-6.41	1.30	1.35
34	BA	1641	G	C2-N3	-6.41	1.27	1.32
37	BD	37	G	O3'-P	-6.41	1.53	1.61
37	BD	74	A	N7-C5	-6.41	1.35	1.39
40	BG	116	G	P-O5'	-6.41	1.53	1.59
41	BH	21	G	N1-C2	-6.41	1.32	1.37
85	AA	104	C	C1'-N1	-6.41	1.37	1.46
85	AA	1238	U	C4'-C3'	-6.41	1.46	1.53
34	BA	910	U	C1'-N1	-6.41	1.37	1.46
34	BA	1016	A	N7-C5	-6.41	1.35	1.39
34	BA	1178	U	N3-C4	-6.41	1.32	1.38

Continued on next page...

Continued from previous page...

Mol	Chain	Res	Type	Atoms	Z	Observed(Å)	Ideal(Å)
34	BA	1497	A	O4'-C1'	-6.41	1.33	1.41
34	BA	1610	A	C4'-O4'	-6.41	1.37	1.45
35	BB	59	U	O4'-C1'	-6.41	1.33	1.41
35	BB	376	A	N3-C4	-6.41	1.31	1.34
40	BG	91	U	O3'-P	-6.41	1.53	1.61
41	BH	21	G	C2-N2	-6.41	1.28	1.34
41	BH	41	A	O3'-P	-6.41	1.53	1.61
85	AA	1215	A	C2'-C1'	-6.41	1.46	1.53
85	AA	1347	C	P-O5'	-6.41	1.53	1.59
34	BA	93	A	C3'-C2'	-6.40	1.45	1.52
34	BA	957	A	N3-C4	-6.40	1.31	1.34
35	BB	1163	U	O3'-P	-6.40	1.53	1.61
38	BE	104	G	C5'-C4'	6.40	1.59	1.51
85	AA	1493	A	C4'-O4'	-6.40	1.37	1.45
34	BA	253	U	N3-C4	-6.40	1.32	1.38
34	BA	588	C	C4'-O4'	-6.40	1.37	1.45
34	BA	1011	G	C8-N7	-6.40	1.27	1.30
34	BA	1201	G	N7-C5	-6.40	1.35	1.39
34	BA	1322	A	C4'-C3'	-6.40	1.46	1.53
34	BA	1584	G	N7-C5	-6.40	1.35	1.39
34	BA	1660	A	O3'-P	-6.40	1.53	1.61
35	BB	1161	G	N7-C5	-6.40	1.35	1.39
35	BB	1297	G	C4'-C3'	-6.40	1.46	1.53
37	BD	78	C	N3-C4	-6.40	1.29	1.33
85	AA	460	U	C3'-C2'	-6.40	1.45	1.52
85	AA	1502	A	C4'-C3'	-6.40	1.46	1.53
85	AA	1690	A	C1'-N9	-6.40	1.37	1.46
85	AA	2021	A	N7-C5	-6.40	1.35	1.39
34	BA	214	A	O4'-C1'	-6.40	1.33	1.41
34	BA	957	A	N9-C4	-6.40	1.34	1.37
34	BA	1295	U	O4'-C1'	-6.40	1.33	1.41
34	BA	1686	G	C6-N1	-6.40	1.35	1.39
34	BA	1712	U	P-O5'	-6.40	1.53	1.59
35	BB	417	A	N7-C5	-6.40	1.35	1.39
35	BB	710	A	C2'-C1'	-6.40	1.46	1.53
37	BD	9	C	C1'-N1	-6.40	1.37	1.46
39	BF	46	G	C2'-C1'	-6.40	1.46	1.53
40	BG	16	G	C5-C4	-6.40	1.33	1.38
40	BG	66	C	N1-C6	-6.40	1.33	1.37
40	BG	157	A	C8-N7	-6.40	1.27	1.31
40	BG	160	C	P-O5'	-6.40	1.53	1.59
85	AA	498	C	C3'-C2'	-6.40	1.45	1.52

Continued on next page...

Continued from previous page...

Mol	Chain	Res	Type	Atoms	Z	Observed(Å)	Ideal(Å)
85	AA	835	C	C2'-C1'	-6.40	1.46	1.53
85	AA	1174	G	C2-N2	-6.40	1.28	1.34
85	AA	1519	A	N3-C4	-6.40	1.31	1.34
34	BA	990	G	C2-N2	-6.40	1.28	1.34
35	BB	670	G	C1'-N9	-6.40	1.37	1.46
35	BB	1280	U	N3-C4	-6.40	1.32	1.38
35	BB	1297	G	C6-N1	-6.40	1.35	1.39
38	BE	13	A	C3'-C2'	-6.40	1.45	1.52
38	BE	75	C	N1-C6	-6.40	1.33	1.37
85	AA	397	G	C6-N1	-6.40	1.35	1.39
85	AA	464	A	C5-C6	-6.40	1.35	1.41
85	AA	495	G	C2'-C1'	-6.40	1.46	1.53
85	AA	2196	G	C2'-C1'	-6.40	1.46	1.53
34	BA	1496	G	N7-C5	-6.40	1.35	1.39
35	BB	5	A	C3'-C2'	-6.40	1.45	1.52
35	BB	124	G	N3-C4	-6.40	1.30	1.35
35	BB	1123	A	C2'-C1'	-6.40	1.46	1.53
41	BH	38	G	N9-C8	-6.40	1.33	1.37
85	AA	709	A	C1'-N9	-6.40	1.37	1.46
85	AA	2114	U	P-O5'	-6.40	1.53	1.59
34	BA	128	C	C4'-C3'	-6.40	1.46	1.53
34	BA	572	G	C2'-C1'	6.40	1.60	1.53
34	BA	1050	A	C3'-C2'	-6.40	1.45	1.52
34	BA	1474	G	C1'-N9	-6.40	1.37	1.46
34	BA	1523	U	N3-C4	-6.40	1.32	1.38
41	BH	58	C	O3'-P	-6.40	1.53	1.61
85	AA	66	U	O3'-P	-6.40	1.53	1.61
85	AA	880	A	C6-N1	-6.40	1.31	1.35
34	BA	982	A	N3-C4	-6.39	1.31	1.34
34	BA	1312	A	N9-C4	-6.39	1.34	1.37
34	BA	1600	G	C2-N2	-6.39	1.28	1.34
35	BB	1197	G	N9-C4	-6.39	1.32	1.38
36	BC	59	A	C1'-N9	-6.39	1.37	1.46
37	BD	87	G	C3'-C2'	-6.39	1.45	1.52
85	AA	533	C	O3'-P	-6.39	1.53	1.61
85	AA	1509	A	C5-C6	-6.39	1.35	1.41
34	BA	306	G	C1'-N9	-6.39	1.37	1.46
34	BA	1564	A	C1'-N9	-6.39	1.38	1.46
34	BA	1800	G	C2-N2	-6.39	1.28	1.34
35	BB	1047	C	P-O5'	-6.39	1.53	1.59
35	BB	1434	G	C5-C4	-6.39	1.33	1.38
40	BG	73	U	C1'-N1	-6.39	1.37	1.46

Continued on next page...

Continued from previous page...

Mol	Chain	Res	Type	Atoms	Z	Observed(Å)	Ideal(Å)
85	AA	11	A	N7-C5	-6.39	1.35	1.39
85	AA	88	G	N1-C2	-6.39	1.32	1.37
85	AA	105	A	C2'-C1'	-6.39	1.46	1.53
85	AA	155	U	P-O5'	-6.39	1.53	1.59
85	AA	1185	G	C2'-C1'	-6.39	1.46	1.53
85	AA	1272	G	N9-C4	-6.39	1.32	1.38
85	AA	1444	U	O3'-P	-6.39	1.53	1.61
85	AA	1925	A	O4'-C1'	-6.39	1.33	1.41
34	BA	88	C	C2'-C1'	-6.39	1.46	1.53
34	BA	185	A	O4'-C1'	-6.39	1.33	1.41
34	BA	742	C	O3'-P	-6.39	1.53	1.61
34	BA	946	A	C2'-C1'	-6.39	1.46	1.53
85	AA	268	A	C3'-C2'	-6.39	1.45	1.52
85	AA	388	G	P-O5'	-6.39	1.53	1.59
85	AA	776	C	O3'-P	-6.39	1.53	1.61
34	BA	475	A	N7-C5	-6.39	1.35	1.39
34	BA	531	C	C3'-C2'	-6.39	1.45	1.52
34	BA	1403	G	C2-N2	-6.39	1.28	1.34
34	BA	1552	C	C1'-N1	-6.39	1.38	1.46
34	BA	1684	A	C2'-C1'	-6.39	1.46	1.53
34	BA	1691	G	C1'-N9	-6.39	1.38	1.46
35	BB	1156	U	O3'-P	-6.39	1.53	1.61
35	BB	1288	G	C1'-N9	-6.39	1.38	1.46
37	BD	30	A	C5-C4	-6.39	1.34	1.38
38	BE	3	G	C6-N1	-6.39	1.35	1.39
40	BG	112	C	C2-N3	-6.39	1.30	1.35
85	AA	185	A	C3'-C2'	-6.39	1.45	1.52
85	AA	423	G	C3'-C2'	-6.39	1.45	1.52
85	AA	550	G	N9-C4	-6.39	1.32	1.38
85	AA	665	A	N9-C4	-6.39	1.34	1.37
85	AA	1198	U	C4'-C3'	-6.39	1.46	1.53
85	AA	1484	G	C1'-N9	-6.39	1.38	1.46
85	AA	1496	U	O3'-P	-6.39	1.53	1.61
86	AB	26	A	P-O5'	-6.39	1.53	1.59
35	BB	1516	C	C2-N3	-6.39	1.30	1.35
37	BD	115	A	N9-C4	-6.39	1.34	1.37
85	AA	706	U	C2'-C1'	-6.39	1.46	1.53
85	AA	1519	A	C2'-C1'	-6.39	1.46	1.53
85	AA	1752	C	O3'-P	-6.39	1.53	1.61
34	BA	51	C	C4'-C3'	-6.39	1.46	1.53
34	BA	275	C	C1'-N1	-6.39	1.38	1.46
34	BA	747	G	C6-N1	-6.39	1.35	1.39

Continued on next page...

Continued from previous page...

Mol	Chain	Res	Type	Atoms	Z	Observed(Å)	Ideal(Å)
34	BA	907	A	C2'-C1'	-6.39	1.46	1.53
34	BA	1500	G	O3'-P	-6.39	1.53	1.61
34	BA	1503	U	P-O5'	-6.39	1.53	1.59
35	BB	374	A	P-O5'	-6.39	1.53	1.59
35	BB	1371	G	C5-C4	-6.39	1.33	1.38
35	BB	1538	G	C5-C4	-6.39	1.33	1.38
38	BE	161	G	C4'-O4'	-6.39	1.37	1.45
40	BG	17	A	C4'-O4'	-6.39	1.37	1.45
40	BG	42	A	N9-C4	-6.39	1.34	1.37
86	AB	51	U	O3'-P	-6.39	1.53	1.61
34	BA	1632	G	C2-N2	-6.38	1.28	1.34
34	BA	1667	G	C4'-C3'	-6.38	1.46	1.53
35	BB	1430	G	N1-C2	-6.38	1.32	1.37
41	BH	107	A	O3'-P	-6.38	1.53	1.61
85	AA	23	G	C4'-C3'	6.38	1.60	1.53
85	AA	367	A	O3'-P	-6.38	1.53	1.61
85	AA	1002	G	N7-C5	-6.38	1.35	1.39
85	AA	1999	C	C2'-C1'	-6.38	1.46	1.53
34	BA	244	A	C5-C4	-6.38	1.34	1.38
34	BA	629	G	N7-C5	-6.38	1.35	1.39
34	BA	958	G	C6-N1	-6.38	1.35	1.39
35	BB	104	G	O3'-P	-6.38	1.53	1.61
35	BB	1253	U	C1'-N1	-6.38	1.38	1.46
35	BB	1461	C	P-O5'	-6.38	1.53	1.59
40	BG	77	U	N1-C2	-6.38	1.32	1.38
40	BG	82	U	O4'-C1'	-6.38	1.33	1.41
85	AA	125	A	N9-C4	-6.38	1.34	1.37
85	AA	662	U	C2'-C1'	-6.38	1.46	1.53
85	AA	2123	U	C5'-C4'	-6.38	1.43	1.51
34	BA	933	U	C2'-C1'	-6.38	1.46	1.53
34	BA	1286	C	P-O5'	-6.38	1.53	1.59
34	BA	1556	A	N9-C8	-6.38	1.32	1.37
35	BB	389	G	C4'-C3'	-6.38	1.46	1.53
38	BE	195	G	C1'-N9	-6.38	1.38	1.46
85	AA	544	A	P-O5'	-6.38	1.53	1.59
85	AA	1128	G	O3'-P	-6.38	1.53	1.61
85	AA	1480	C	C2'-C1'	-6.38	1.46	1.53
85	AA	1505	G	C2'-C1'	-6.38	1.46	1.53
34	BA	1048	C	P-O5'	-6.38	1.53	1.59
34	BA	1101	A	O3'-P	-6.38	1.53	1.61
35	BB	370	A	N9-C4	-6.38	1.34	1.37
35	BB	1421	C	C4-N4	-6.38	1.28	1.33

Continued on next page...

Continued from previous page...

Mol	Chain	Res	Type	Atoms	Z	Observed(Å)	Ideal(Å)
38	BE	38	C	C3'-C2'	-6.38	1.45	1.52
85	AA	247	G	C5-C6	-6.38	1.35	1.42
85	AA	435	A	C2'-C1'	-6.38	1.46	1.53
85	AA	1227	A	O3'-P	-6.38	1.53	1.61
34	BA	67	A	N7-C5	-6.38	1.35	1.39
34	BA	989	C	P-O5'	-6.38	1.53	1.59
35	BB	62	C	C2-N3	-6.38	1.30	1.35
35	BB	1246	C	C5'-C4'	-6.38	1.43	1.51
35	BB	1483	A	N3-C4	-6.38	1.31	1.34
37	BD	36	C	C4'-C3'	-6.38	1.46	1.53
38	BE	8	G	N9-C4	6.38	1.43	1.38
41	BH	10	U	O3'-P	-6.38	1.53	1.61
85	AA	1148	G	C1'-N9	-6.38	1.38	1.46
34	BA	10	G	N9-C8	-6.38	1.33	1.37
34	BA	1505	G	N9-C4	-6.38	1.32	1.38
34	BA	1610	A	C2'-C1'	-6.38	1.46	1.53
35	BB	32	C	C2'-C1'	-6.38	1.46	1.53
35	BB	92	C	O3'-P	-6.38	1.53	1.61
35	BB	1309	A	N7-C5	-6.38	1.35	1.39
35	BB	1522	G	C2-N2	-6.38	1.28	1.34
39	BF	46	G	N9-C4	-6.38	1.32	1.38
40	BG	94	G	C3'-C2'	-6.38	1.45	1.52
85	AA	166	C	C2-N3	-6.38	1.30	1.35
85	AA	180	A	N3-C4	-6.38	1.31	1.34
85	AA	429	G	C1'-N9	-6.38	1.38	1.46
85	AA	725	G	C6-N1	-6.38	1.35	1.39
85	AA	978	U	C3'-C2'	-6.38	1.45	1.52
85	AA	1525	C	C3'-C2'	-6.38	1.45	1.52
85	AA	1905	A	P-O5'	-6.38	1.53	1.59
34	BA	593	G	C3'-C2'	6.38	1.59	1.52
34	BA	1138	C	C2'-C1'	-6.38	1.46	1.53
34	BA	1524	G	C5-C4	-6.38	1.33	1.38
35	BB	596	C	C2-N3	-6.38	1.30	1.35
35	BB	1172	U	C1'-N1	-6.38	1.38	1.46
35	BB	1343	C	C1'-N1	-6.38	1.38	1.46
39	BF	4	A	N9-C8	-6.38	1.32	1.37
62	Bc	13	ARG	CD-NE	6.38	1.57	1.46
85	AA	103	U	N1-C2	-6.38	1.32	1.38
34	BA	686	U	C2-N3	-6.37	1.33	1.37
38	BE	29	C	P-O5'	-6.37	1.53	1.59
38	BE	155	C	O3'-P	-6.37	1.53	1.61
39	BF	40	U	O3'-P	-6.37	1.53	1.61

Continued on next page...

Continued from previous page...

Mol	Chain	Res	Type	Atoms	Z	Observed(Å)	Ideal(Å)
85	AA	1191	G	C5-C4	-6.37	1.33	1.38
85	AA	1295	G	N1-C2	-6.37	1.32	1.37
34	BA	237	A	C2'-C1'	-6.37	1.46	1.53
34	BA	1410	C	C2-N3	-6.37	1.30	1.35
34	BA	1708	A	N9-C8	-6.37	1.32	1.37
35	BB	435	A	P-O5'	-6.37	1.53	1.59
35	BB	486	G	N7-C5	-6.37	1.35	1.39
35	BB	565	U	C2'-C1'	-6.37	1.46	1.53
35	BB	686	A	C3'-C2'	-6.37	1.45	1.52
35	BB	1144	A	C4'-C3'	-6.37	1.46	1.53
35	BB	1308	G	C1'-N9	-6.37	1.38	1.46
38	BE	149	A	N3-C4	-6.37	1.31	1.34
40	BG	75	C	C2-N3	-6.37	1.30	1.35
40	BG	125	C	O3'-P	-6.37	1.53	1.61
41	BH	127	A	C3'-C2'	-6.37	1.45	1.52
85	AA	480	U	O4'-C1'	-6.37	1.33	1.41
85	AA	2190	U	C2'-C1'	-6.37	1.46	1.53
86	AB	71	G	C4'-C3'	-6.37	1.46	1.53
34	BA	45	A	C1'-N9	-6.37	1.38	1.46
34	BA	349	G	N3-C4	-6.37	1.30	1.35
34	BA	364	C	C2'-C1'	-6.37	1.46	1.53
34	BA	1400	A	P-O5'	-6.37	1.53	1.59
35	BB	1233	U	N1-C2	-6.37	1.32	1.38
85	AA	176	C	C1'-N1	-6.37	1.38	1.46
85	AA	1173	A	O3'-P	-6.37	1.53	1.61
34	BA	589	A	N7-C5	-6.37	1.35	1.39
34	BA	836	U	P-O5'	-6.37	1.53	1.59
34	BA	966	G	C3'-C2'	-6.37	1.45	1.52
34	BA	1028	A	C3'-C2'	-6.37	1.45	1.52
34	BA	1545	C	O4'-C1'	-6.37	1.33	1.41
35	BB	9	G	C2'-C1'	-6.37	1.46	1.53
35	BB	94	A	C5-C4	-6.37	1.34	1.38
35	BB	114	A	O3'-P	-6.37	1.53	1.61
35	BB	1094	A	O3'-P	-6.37	1.53	1.61
37	BD	97	U	C2'-C1'	-6.37	1.46	1.53
40	BG	89	A	C3'-C2'	-6.37	1.45	1.52
40	BG	121	C	P-O5'	-6.37	1.53	1.59
85	AA	1510	A	C2'-C1'	-6.37	1.46	1.53
85	AA	2186	U	N1-C2	-6.37	1.32	1.38
85	AA	2211	G	N9-C4	-6.37	1.32	1.38
34	BA	840	U	C3'-C2'	-6.37	1.45	1.52
34	BA	1033	G	N1-C2	-6.37	1.32	1.37

Continued on next page...

Continued from previous page...

Mol	Chain	Res	Type	Atoms	Z	Observed(Å)	Ideal(Å)
34	BA	1208	U	C2'-C1'	-6.37	1.46	1.53
34	BA	1670	A	C6-N1	-6.37	1.31	1.35
34	BA	1820	G	C1'-N9	-6.37	1.38	1.46
35	BB	90	G	C3'-C2'	-6.37	1.45	1.52
34	BA	35	U	C2'-C1'	-6.37	1.46	1.53
34	BA	441	A	P-O5'	-6.37	1.53	1.59
34	BA	1289	C	C4'-O4'	-6.37	1.37	1.45
34	BA	1735	G	N9-C4	-6.37	1.32	1.38
35	BB	1155	U	O3'-P	-6.37	1.53	1.61
40	BG	4	A	N3-C4	-6.37	1.31	1.34
85	AA	86	G	O3'-P	-6.37	1.53	1.61
85	AA	1521	U	C2'-C1'	-6.37	1.46	1.53
85	AA	2084	U	C2'-C1'	-6.37	1.46	1.53
34	BA	70	C	P-O5'	-6.36	1.53	1.59
34	BA	773	A	O3'-P	-6.36	1.53	1.61
34	BA	1161	G	N1-C2	-6.36	1.32	1.37
34	BA	1428	G	N1-C2	-6.36	1.32	1.37
40	BG	169	A	C5-C4	-6.36	1.34	1.38
41	BH	75	G	N7-C5	6.36	1.43	1.39
85	AA	42	G	C2'-C1'	-6.36	1.46	1.53
85	AA	117	C	C2'-C1'	-6.36	1.46	1.53
85	AA	157	G	C4'-C3'	-6.36	1.46	1.53
85	AA	400	G	N3-C4	-6.36	1.30	1.35
85	AA	453	G	N1-C2	-6.36	1.32	1.37
85	AA	880	A	N9-C4	-6.36	1.34	1.37
85	AA	1156	A	O3'-P	-6.36	1.53	1.61
85	AA	1271	U	N1-C2	-6.36	1.32	1.38
85	AA	1463	A	C8-N7	-6.36	1.27	1.31
86	AB	67	C	N3-C4	-6.36	1.29	1.33
34	BA	1109	G	C5-C4	-6.36	1.33	1.38
34	BA	1276	G	C5-C4	-6.36	1.33	1.38
34	BA	1456	C	C3'-C2'	-6.36	1.45	1.52
34	BA	1503	U	C1'-N1	-6.36	1.38	1.46
85	AA	2225	G	C2'-C1'	-6.36	1.46	1.53
34	BA	651	U	C3'-C2'	-6.36	1.45	1.52
35	BB	1225	A	N9-C4	-6.36	1.34	1.37
35	BB	1236	A	P-O5'	-6.36	1.53	1.59
35	BB	1293	C	C4'-C3'	-6.36	1.46	1.53
35	BB	1508	G	O3'-P	-6.36	1.53	1.61
40	BG	50	G	C4'-C3'	-6.36	1.46	1.53
85	AA	358	U	C3'-C2'	-6.36	1.45	1.52
85	AA	710	A	C5'-C4'	-6.36	1.43	1.51

Continued on next page...

Continued from previous page...

Mol	Chain	Res	Type	Atoms	Z	Observed(Å)	Ideal(Å)
85	AA	1112	G	C6-N1	-6.36	1.35	1.39
34	BA	197	A	P-O5'	-6.36	1.53	1.59
34	BA	416	A	P-O5'	-6.36	1.53	1.59
34	BA	808	U	C4'-C3'	-6.36	1.46	1.53
34	BA	859	G	N3-C4	-6.36	1.30	1.35
34	BA	1195	G	O3'-P	-6.36	1.53	1.61
34	BA	1707	C	N3-C4	-6.36	1.29	1.33
35	BB	728	A	C2'-C1'	-6.36	1.46	1.53
35	BB	951	U	P-O5'	-6.36	1.53	1.59
35	BB	1305	A	N3-C4	-6.36	1.31	1.34
35	BB	1418	C	N3-C4	-6.36	1.29	1.33
37	BD	4	U	C4'-C3'	-6.36	1.46	1.53
85	AA	188	G	C3'-C2'	-6.36	1.45	1.52
34	BA	733	G	O3'-P	-6.36	1.53	1.61
34	BA	825	G	O3'-P	-6.36	1.53	1.61
34	BA	973	U	C5'-C4'	-6.36	1.43	1.51
34	BA	1255	G	C1'-N9	-6.36	1.38	1.46
35	BB	1331	U	C3'-C2'	-6.36	1.45	1.52
35	BB	1446	C	C3'-C2'	-6.36	1.45	1.52
35	BB	1519	U	O3'-P	-6.36	1.53	1.61
35	BB	1540	U	C2-N3	-6.36	1.33	1.37
38	BE	203	C	O4'-C1'	-6.36	1.33	1.41
40	BG	26	G	C2'-C1'	-6.36	1.46	1.53
85	AA	732	G	O3'-P	-6.36	1.53	1.61
85	AA	1485	G	O4'-C1'	-6.36	1.33	1.41
85	AA	2217	A	O3'-P	-6.36	1.53	1.61
34	BA	606	G	C2-N3	6.36	1.37	1.32
36	BC	11	G	C2'-C1'	-6.36	1.46	1.53
37	BD	96	C	N3-C4	-6.36	1.29	1.33
40	BG	12	A	N7-C5	-6.36	1.35	1.39
41	BH	40	C	P-O5'	-6.36	1.53	1.59
85	AA	390	U	N1-C2	-6.36	1.32	1.38
85	AA	637	U	C3'-C2'	-6.36	1.45	1.52
85	AA	654	A	C2'-C1'	-6.36	1.46	1.53
85	AA	1891	U	N3-C4	-6.36	1.32	1.38
34	BA	718	U	C1'-N1	-6.35	1.38	1.46
34	BA	1519	G	N9-C4	-6.35	1.32	1.38
34	BA	1545	C	C2-N3	-6.35	1.30	1.35
35	BB	541	U	P-O5'	-6.35	1.53	1.59
35	BB	1304	U	P-O5'	-6.35	1.53	1.59
37	BD	116	C	C3'-C2'	-6.35	1.45	1.52
85	AA	78	A	P-O5'	-6.35	1.53	1.59

Continued on next page...

Continued from previous page...

Mol	Chain	Res	Type	Atoms	Z	Observed(Å)	Ideal(Å)
85	AA	1272	G	C6-N1	-6.35	1.35	1.39
85	AA	2138	G	C2-N2	-6.35	1.28	1.34
34	BA	428	C	C2'-C1'	-6.35	1.46	1.53
34	BA	472	G	O3'-P	-6.35	1.53	1.61
34	BA	624	G	C2'-C1'	-6.35	1.46	1.53
34	BA	928	C	C2-N3	-6.35	1.30	1.35
34	BA	1728	G	C1'-N9	-6.35	1.38	1.46
35	BB	372	U	N3-C4	-6.35	1.32	1.38
35	BB	1092	G	C5'-C4'	6.35	1.58	1.51
35	BB	1460	G	C1'-N9	-6.35	1.38	1.46
38	BE	111	C	C2'-C1'	-6.35	1.46	1.53
85	AA	148	G	C6-N1	-6.35	1.35	1.39
85	AA	198	U	O3'-P	-6.35	1.53	1.61
85	AA	486	G	C1'-N9	-6.35	1.38	1.46
85	AA	842	G	O3'-P	-6.35	1.53	1.61
85	AA	1180	C	C2'-C1'	-6.35	1.46	1.53
85	AA	1366	A	C2'-C1'	-6.35	1.46	1.53
85	AA	2238	C	C2'-C1'	-6.35	1.46	1.53
34	BA	359	G	C5'-C4'	6.35	1.58	1.51
34	BA	542	A	C2'-C1'	-6.35	1.46	1.53
34	BA	843	G	C3'-C2'	-6.35	1.45	1.52
37	BD	68	C	C2-N3	-6.35	1.30	1.35
85	AA	69	C	C3'-C2'	-6.35	1.45	1.52
85	AA	773	G	C5-C4	-6.35	1.33	1.38
34	BA	1559	C	C4'-C3'	-6.35	1.46	1.53
35	BB	575	C	N1-C6	-6.35	1.33	1.37
35	BB	1354	C	C2-N3	-6.35	1.30	1.35
41	BH	32	U	C4'-C3'	-6.35	1.46	1.53
41	BH	121	A	N3-C4	-6.35	1.31	1.34
85	AA	333	A	C1'-N9	-6.35	1.38	1.46
85	AA	569	A	P-O5'	-6.35	1.53	1.59
85	AA	991	G	N3-C4	-6.35	1.31	1.35
34	BA	1108	U	C2'-C1'	-6.35	1.46	1.53
34	BA	1445	U	O3'-P	-6.35	1.53	1.61
35	BB	542	A	C1'-N9	-6.35	1.38	1.46
35	BB	1265	U	O3'-P	-6.35	1.53	1.61
57	BX	87	TYR	CA-CB	6.35	1.68	1.53
85	AA	766	G	C6-N1	-6.35	1.35	1.39
85	AA	867	G	C3'-O3'	-6.35	1.33	1.42
85	AA	912	C	N1-C6	-6.35	1.33	1.37
85	AA	1263	G	N9-C8	-6.35	1.33	1.37
86	AB	15	G	C5'-C4'	6.35	1.58	1.51

Continued on next page...

Continued from previous page...

Mol	Chain	Res	Type	Atoms	Z	Observed(Å)	Ideal(Å)
34	BA	767	U	O3'-P	-6.35	1.53	1.61
35	BB	790	A	N9-C4	-6.35	1.34	1.37
38	BE	33	C	C2'-C1'	-6.35	1.46	1.53
40	BG	10	U	C3'-C2'	-6.35	1.45	1.52
85	AA	1490	A	P-O5'	-6.35	1.53	1.59
85	AA	2039	G	C5-C4	-6.35	1.33	1.38
85	AA	2083	G	P-O5'	-6.35	1.53	1.59
34	BA	255	G	N9-C4	-6.34	1.32	1.38
34	BA	309	U	O3'-P	-6.34	1.53	1.61
34	BA	499	C	P-O5'	-6.34	1.53	1.59
34	BA	518	C	C4'-C3'	-6.34	1.46	1.53
34	BA	628	U	C1'-N1	-6.34	1.38	1.46
34	BA	1582	C	C1'-N1	-6.34	1.38	1.46
34	BA	1642	A	C4'-O4'	-6.34	1.37	1.45
35	BB	555	G	C1'-N9	-6.34	1.38	1.46
35	BB	786	A	C5-C4	-6.34	1.34	1.38
35	BB	1080	U	C1'-N1	-6.34	1.38	1.46
35	BB	1145	G	C5-C6	-6.34	1.36	1.42
35	BB	1272	G	N9-C4	-6.34	1.32	1.38
35	BB	1534	U	C2-N3	-6.34	1.33	1.37
38	BE	145	A	C2'-C1'	-6.34	1.46	1.53
40	BG	19	C	O3'-P	-6.34	1.53	1.61
85	AA	1198	U	P-O5'	-6.34	1.53	1.59
85	AA	1292	A	C8-N7	-6.34	1.27	1.31
85	AA	1297	G	C2'-C1'	-6.34	1.46	1.53
85	AA	2086	C	C2'-C1'	-6.34	1.46	1.53
34	BA	840	U	P-O5'	-6.34	1.53	1.59
34	BA	955	G	C2'-C1'	-6.34	1.46	1.53
34	BA	1088	G	O3'-P	-6.34	1.53	1.61
34	BA	1269	C	C2'-C1'	-6.34	1.46	1.53
35	BB	501	G	N1-C2	-6.34	1.32	1.37
35	BB	1336	G	N1-C2	-6.34	1.32	1.37
35	BB	1492	C	O4'-C1'	-6.34	1.33	1.41
36	BC	117	A	C1'-N9	-6.34	1.38	1.46
85	AA	2186	U	C2'-C1'	-6.34	1.46	1.53
34	BA	456	G	O3'-P	-6.34	1.53	1.61
34	BA	977	G	N9-C4	-6.34	1.32	1.38
34	BA	1487	U	O4'-C1'	-6.34	1.33	1.41
34	BA	1521	C	C2-N3	-6.34	1.30	1.35
34	BA	1582	C	C2'-C1'	-6.34	1.46	1.53
41	BH	41	A	N7-C5	-6.34	1.35	1.39
85	AA	178	U	O3'-P	-6.34	1.53	1.61

Continued on next page...

Continued from previous page...

Mol	Chain	Res	Type	Atoms	Z	Observed(Å)	Ideal(Å)
85	AA	879	G	C5-C4	-6.34	1.33	1.38
85	AA	1710	C	P-O5'	-6.34	1.53	1.59
34	BA	1045	C	C4-N4	-6.34	1.28	1.33
34	BA	1601	C	C4'-O4'	-6.34	1.37	1.45
35	BB	38	C	C3'-C2'	-6.34	1.45	1.52
35	BB	439	G	N3-C4	-6.34	1.31	1.35
37	BD	93	G	N1-C2	-6.34	1.32	1.37
39	BF	2	G	N9-C8	-6.34	1.33	1.37
39	BF	53	G	P-O5'	-6.34	1.53	1.59
40	BG	166	C	C2'-C1'	-6.34	1.46	1.53
85	AA	541	A	C3'-C2'	-6.34	1.45	1.52
85	AA	1486	G	C4'-C3'	-6.34	1.46	1.53
85	AA	2070	C	O3'-P	-6.34	1.53	1.61
85	AA	2220	U	C4'-C3'	-6.34	1.46	1.53
85	AA	2222	G	N7-C5	-6.34	1.35	1.39
35	BB	608	A	C3'-C2'	-6.34	1.45	1.52
35	BB	1025	A	C3'-C2'	6.34	1.59	1.52
85	AA	79	G	C4'-C3'	-6.34	1.46	1.53
85	AA	1485	G	C5-C6	-6.34	1.36	1.42
85	AA	1508	A	N9-C4	-6.34	1.34	1.37
34	BA	115	U	C4'-O4'	-6.34	1.37	1.45
34	BA	455	A	C3'-C2'	-6.34	1.45	1.52
34	BA	690	G	N9-C4	-6.34	1.32	1.38
34	BA	1222	C	P-O5'	-6.34	1.53	1.59
34	BA	1711	G	C8-N7	-6.34	1.27	1.30
38	BE	112	G	C6-N1	-6.34	1.35	1.39
85	AA	462	A	N3-C4	-6.34	1.31	1.34
85	AA	1977	G	C3'-C2'	-6.34	1.45	1.52
35	BB	95	A	O3'-P	-6.33	1.53	1.61
85	AA	1289	U	C2-N3	-6.33	1.33	1.37
85	AA	1477	A	P-O5'	-6.33	1.53	1.59
34	BA	684	G	P-O5'	6.33	1.66	1.59
34	BA	957	A	C4'-C3'	-6.33	1.46	1.53
35	BB	681	G	C2'-C1'	-6.33	1.46	1.53
35	BB	827	U	C3'-C2'	-6.33	1.45	1.52
35	BB	1251	G	O4'-C1'	-6.33	1.33	1.41
35	BB	1424	G	N3-C4	-6.33	1.31	1.35
38	BE	31	A	N3-C4	-6.33	1.31	1.34
85	AA	923	A	C3'-C2'	-6.33	1.45	1.52
85	AA	1673	A	C5-C4	-6.33	1.34	1.38
34	BA	216	C	N1-C2	-6.33	1.33	1.40
34	BA	746	C	C2-N3	-6.33	1.30	1.35

Continued on next page...

Continued from previous page...

Mol	Chain	Res	Type	Atoms	Z	Observed(Å)	Ideal(Å)
34	BA	1253	G	O3'-P	-6.33	1.53	1.61
35	BB	72	G	C1'-N9	-6.33	1.38	1.46
35	BB	1426	G	N9-C4	6.33	1.43	1.38
38	BE	59	U	C1'-N1	-6.33	1.38	1.46
85	AA	104	C	P-O5'	-6.33	1.53	1.59
85	AA	450	A	C5'-C4'	-6.33	1.43	1.51
85	AA	499	G	C2-N2	-6.33	1.28	1.34
85	AA	629	A	P-O5'	-6.33	1.53	1.59
85	AA	720	A	N7-C5	-6.33	1.35	1.39
85	AA	2030	U	C2'-C1'	-6.33	1.46	1.53
85	AA	2225	G	C5-C4	-6.33	1.33	1.38
34	BA	139	U	N3-C4	-6.33	1.32	1.38
34	BA	747	G	C3'-C2'	-6.33	1.45	1.52
35	BB	804	U	C2'-C1'	-6.33	1.46	1.53
38	BE	202	C	C2'-C1'	-6.33	1.46	1.53
40	BG	80	G	C2'-C1'	-6.33	1.46	1.53
34	BA	129	U	O3'-P	-6.33	1.53	1.61
34	BA	354	G	C3'-C2'	-6.33	1.45	1.52
34	BA	545	U	O3'-P	-6.33	1.53	1.61
34	BA	915	A	O4'-C1'	-6.33	1.33	1.41
34	BA	974	G	C6-N1	-6.33	1.35	1.39
34	BA	1246	G	N9-C4	-6.33	1.32	1.38
34	BA	1690	U	N3-C4	-6.33	1.32	1.38
35	BB	1020	U	C2-N3	-6.33	1.33	1.37
35	BB	1297	G	C2'-C1'	-6.33	1.46	1.53
35	BB	1370	G	C4'-C3'	-6.33	1.46	1.53
36	BC	21	U	P-O5'	-6.33	1.53	1.59
38	BE	24	G	P-O5'	-6.33	1.53	1.59
38	BE	163	A	P-O5'	-6.33	1.53	1.59
39	BF	54	U	C5'-C4'	6.33	1.58	1.51
85	AA	103	U	P-O5'	-6.33	1.53	1.59
85	AA	284	C	P-O5'	-6.33	1.53	1.59
85	AA	579	U	O3'-P	-6.33	1.53	1.61
85	AA	1465	C	O4'-C1'	-6.33	1.33	1.41
34	BA	671	C	O3'-P	-6.33	1.53	1.61
34	BA	1460	U	C2'-C1'	-6.33	1.46	1.53
35	BB	1491	G	C2'-C1'	-6.33	1.46	1.53
85	AA	1872	G	N7-C5	-6.33	1.35	1.39
34	BA	148	G	O3'-P	-6.33	1.53	1.61
34	BA	351	A	C2'-C1'	-6.33	1.46	1.53
34	BA	612	U	P-O5'	-6.33	1.53	1.59
34	BA	742	C	O4'-C1'	-6.33	1.33	1.41

Continued on next page...

Continued from previous page...

Mol	Chain	Res	Type	Atoms	Z	Observed(Å)	Ideal(Å)
34	BA	862	C	O3'-P	6.33	1.68	1.61
34	BA	925	G	N9-C4	-6.33	1.32	1.38
34	BA	1203	G	C2-N2	-6.33	1.28	1.34
34	BA	1347	G	P-O5'	-6.33	1.53	1.59
34	BA	1450	G	P-O5'	-6.33	1.53	1.59
34	BA	1820	G	C2-N2	-6.33	1.28	1.34
35	BB	16	G	C6-N1	-6.33	1.35	1.39
35	BB	498	G	C5-C4	-6.33	1.33	1.38
35	BB	1459	U	C2'-C1'	-6.33	1.46	1.53
36	BC	49	G	C2'-C1'	-6.33	1.46	1.53
40	BG	31	G	N7-C5	-6.33	1.35	1.39
41	BH	16	A	O3'-P	-6.33	1.53	1.61
85	AA	655	U	N1-C2	-6.33	1.32	1.38
85	AA	1473	U	O3'-P	-6.33	1.53	1.61
85	AA	1501	A	C2'-C1'	-6.33	1.46	1.53
85	AA	1793	A	O3'-P	-6.33	1.53	1.61
85	AA	2142	A	C8-N7	-6.33	1.27	1.31
85	AA	2231	G	O3'-P	-6.33	1.53	1.61
34	BA	58	A	N7-C5	-6.32	1.35	1.39
34	BA	484	A	C4'-O4'	-6.32	1.37	1.45
34	BA	720	A	N9-C8	-6.32	1.32	1.37
34	BA	726	G	C2'-C1'	-6.32	1.46	1.53
34	BA	1671	A	N3-C4	-6.32	1.31	1.34
35	BB	52	G	C5-C4	-6.32	1.33	1.38
35	BB	807	U	O3'-P	-6.32	1.53	1.61
35	BB	892	U	P-O5'	-6.32	1.53	1.59
35	BB	1027	U	C2-N3	-6.32	1.33	1.37
37	BD	42	A	O3'-P	-6.32	1.53	1.61
40	BG	64	C	C3'-C2'	-6.32	1.45	1.52
85	AA	57	G	C5'-C4'	-6.32	1.43	1.51
85	AA	1668	G	C2'-C1'	-6.32	1.46	1.53
34	BA	344	G	N7-C5	-6.32	1.35	1.39
34	BA	827	A	P-O5'	-6.32	1.53	1.59
34	BA	1015	G	C6-N1	-6.32	1.35	1.39
34	BA	1706	A	C6-N1	-6.32	1.31	1.35
35	BB	1195	A	C8-N7	-6.32	1.27	1.31
40	BG	1	G	C1'-N9	-6.32	1.38	1.46
86	AB	9	A	N9-C4	-6.32	1.34	1.37
34	BA	83	G	C2'-C1'	-6.32	1.46	1.53
34	BA	875	G	O4'-C1'	-6.32	1.33	1.41
34	BA	1255	G	N9-C8	-6.32	1.33	1.37
34	BA	1267	A	O4'-C1'	-6.32	1.33	1.41

Continued on next page...

Continued from previous page...

Mol	Chain	Res	Type	Atoms	Z	Observed(Å)	Ideal(Å)
34	BA	1724	G	C4'-O4'	-6.32	1.37	1.45
35	BB	664	A	N7-C5	-6.32	1.35	1.39
35	BB	1376	G	C5-C4	-6.32	1.33	1.38
35	BB	1449	G	C1'-N9	-6.32	1.38	1.46
36	BC	151	G	N9-C4	-6.32	1.32	1.38
38	BE	12	A	C5-C4	-6.32	1.34	1.38
38	BE	58	U	C2'-C1'	-6.32	1.46	1.53
40	BG	27	C	C2'-C1'	-6.32	1.46	1.53
85	AA	270	A	N9-C4	-6.32	1.34	1.37
85	AA	482	C	P-O5'	-6.32	1.53	1.59
85	AA	674	U	N3-C4	-6.32	1.32	1.38
85	AA	790	A	N7-C5	-6.32	1.35	1.39
85	AA	1520	A	C2'-C1'	-6.32	1.46	1.53
36	BC	49	G	P-O5'	-6.32	1.53	1.59
36	BC	102	G	N3-C4	-6.32	1.31	1.35
36	BC	152	C	C2'-C1'	-6.32	1.46	1.53
85	AA	273	C	C3'-C2'	-6.32	1.45	1.52
85	AA	1163	G	N9-C8	-6.32	1.33	1.37
85	AA	1221	G	C8-N7	-6.32	1.27	1.30
85	AA	1953	G	C2'-C1'	-6.32	1.46	1.53
85	AA	2155	U	O3'-P	-6.32	1.53	1.61
34	BA	193	C	C1'-N1	-6.32	1.38	1.46
34	BA	675	C	N1-C6	-6.32	1.33	1.37
34	BA	692	U	O4'-C1'	-6.32	1.33	1.41
34	BA	703	U	C2'-C1'	-6.32	1.46	1.53
34	BA	787	A	N3-C4	-6.32	1.31	1.34
34	BA	1531	G	C3'-C2'	-6.32	1.45	1.52
35	BB	1253	U	C2'-C1'	-6.32	1.46	1.53
35	BB	1262	A	N9-C4	-6.32	1.34	1.37
35	BB	1467	A	C4'-C3'	6.32	1.60	1.53
38	BE	94	U	C4'-C3'	-6.32	1.46	1.53
85	AA	194	U	O3'-P	-6.32	1.53	1.61
85	AA	442	G	C5'-C4'	-6.32	1.43	1.51
85	AA	1881	C	N1-C6	-6.32	1.33	1.37
34	BA	412	G	C2-N2	-6.32	1.28	1.34
34	BA	513	U	C4-O4	-6.32	1.18	1.23
34	BA	776	U	C2-N3	-6.32	1.33	1.37
34	BA	1039	G	C6-N1	-6.32	1.35	1.39
34	BA	1210	A	P-O5'	-6.32	1.53	1.59
34	BA	1401	C	O3'-P	-6.32	1.53	1.61
34	BA	1630	A	C4'-C3'	6.32	1.60	1.53
35	BB	26	C	C2'-C1'	-6.32	1.46	1.53

Continued on next page...

Continued from previous page...

Mol	Chain	Res	Type	Atoms	Z	Observed(Å)	Ideal(Å)
35	BB	614	U	N3-C4	-6.32	1.32	1.38
35	BB	622	G	N9-C8	-6.32	1.33	1.37
35	BB	1425	A	P-O5'	-6.32	1.53	1.59
85	AA	1651	C	P-O5'	-6.32	1.53	1.59
85	AA	1797	U	C2'-C1'	-6.32	1.46	1.53
85	AA	2186	U	C1'-N1	-6.32	1.38	1.46
34	BA	748	C	C2-N3	-6.31	1.30	1.35
35	BB	538	A	C1'-N9	-6.31	1.38	1.46
35	BB	661	G	C2-N2	-6.31	1.28	1.34
35	BB	1352	C	C3'-C2'	-6.31	1.45	1.52
35	BB	1439	U	C2'-C1'	-6.31	1.46	1.53
35	BB	1466	A	N7-C5	-6.31	1.35	1.39
36	BC	62	A	O3'-P	-6.31	1.53	1.61
37	BD	23	A	C1'-N9	-6.31	1.38	1.46
34	BA	536	C	C3'-C2'	-6.31	1.45	1.52
34	BA	683	C	P-O5'	-6.31	1.53	1.59
34	BA	1035	A	N9-C4	-6.31	1.34	1.37
34	BA	1081	U	O3'-P	-6.31	1.53	1.61
34	BA	1644	A	C5-C4	-6.31	1.34	1.38
34	BA	1707	C	C2'-C1'	-6.31	1.46	1.53
34	BA	1708	A	O3'-P	-6.31	1.53	1.61
35	BB	402	G	C2'-C1'	-6.31	1.46	1.53
35	BB	472	C	C2-N3	-6.31	1.30	1.35
35	BB	878	G	C5'-C4'	6.31	1.58	1.51
35	BB	967	G	N1-C2	-6.31	1.32	1.37
35	BB	1057	G	N3-C4	-6.31	1.31	1.35
36	BC	14	G	O3'-P	-6.31	1.53	1.61
40	BG	94	G	N1-C2	-6.31	1.32	1.37
85	AA	97	A	N9-C8	-6.31	1.32	1.37
85	AA	289	G	C4'-O4'	6.31	1.53	1.45
85	AA	957	A	P-O5'	-6.31	1.53	1.59
85	AA	2093	U	P-O5'	-6.31	1.53	1.59
86	AB	2	C	C2'-C1'	-6.31	1.46	1.53
34	BA	1017	C	C1'-N1	-6.31	1.38	1.46
35	BB	16	G	N9-C4	-6.31	1.32	1.38
41	BH	19	G	C4'-C3'	-6.31	1.46	1.53
85	AA	2147	A	C5-C6	-6.31	1.35	1.41
34	BA	118	C	O4'-C1'	-6.31	1.33	1.41
34	BA	678	C	C4-N4	-6.31	1.28	1.33
34	BA	681	G	C8-N7	-6.31	1.27	1.30
34	BA	1546	C	C1'-N1	-6.31	1.38	1.46
35	BB	452	A	C5-C4	-6.31	1.34	1.38

Continued on next page...

Continued from previous page...

Mol	Chain	Res	Type	Atoms	Z	Observed(Å)	Ideal(Å)
35	BB	1161	G	C6-N1	-6.31	1.35	1.39
36	BC	108	A	C1'-N9	-6.31	1.38	1.46
40	BG	86	U	C4'-C3'	-6.31	1.46	1.53
40	BG	116	G	N3-C4	-6.31	1.31	1.35
85	AA	707	U	N3-C4	-6.31	1.32	1.38
85	AA	1282	A	C2'-C1'	-6.31	1.46	1.53
85	AA	1560	A	O3'-P	-6.31	1.53	1.61
85	AA	1654	G	C1'-N9	-6.31	1.38	1.46
85	AA	2122	A	C2'-C1'	-6.31	1.46	1.53
85	AA	2208	G	C3'-C2'	-6.31	1.45	1.52
34	BA	480	G	N7-C5	-6.31	1.35	1.39
34	BA	800	G	C3'-C2'	-6.31	1.45	1.52
34	BA	950	C	C2'-C1'	-6.31	1.46	1.53
34	BA	1062	G	N1-C2	-6.31	1.32	1.37
34	BA	1803	A	P-O5'	-6.31	1.53	1.59
36	BC	35	C	C2-N3	-6.31	1.30	1.35
40	BG	113	G	C5-C4	-6.31	1.33	1.38
85	AA	447	C	P-O5'	-6.31	1.53	1.59
85	AA	2176	U	C4'-O4'	-6.31	1.37	1.45
85	AA	2192	A	C1'-N9	-6.31	1.38	1.46
34	BA	952	G	C6-N1	-6.31	1.35	1.39
35	BB	996	G	N1-C2	-6.31	1.32	1.37
41	BH	21	G	C1'-N9	-6.31	1.38	1.46
34	BA	788	C	N1-C6	-6.30	1.33	1.37
34	BA	1073	G	C3'-C2'	-6.30	1.45	1.52
34	BA	1333	G	C2-N2	-6.30	1.28	1.34
34	BA	1412	G	C4'-C3'	-6.30	1.46	1.53
36	BC	59	A	P-O5'	-6.30	1.53	1.59
40	BG	71	C	C2'-C1'	-6.30	1.46	1.53
85	AA	381	A	O4'-C1'	-6.30	1.33	1.41
85	AA	506	G	C2'-C1'	-6.30	1.46	1.53
34	BA	246	G	C1'-N9	-6.30	1.38	1.46
34	BA	991	U	P-O5'	-6.30	1.53	1.59
34	BA	1451	A	P-O5'	-6.30	1.53	1.59
35	BB	1033	U	C3'-C2'	-6.30	1.45	1.52
35	BB	1421	C	C3'-C2'	-6.30	1.45	1.52
85	AA	626	G	C3'-C2'	-6.30	1.45	1.52
34	BA	429	G	N9-C4	-6.30	1.32	1.38
34	BA	574	U	P-O5'	-6.30	1.53	1.59
35	BB	44	C	O3'-P	-6.30	1.53	1.61
35	BB	126	C	N3-C4	-6.30	1.29	1.33
35	BB	542	A	N7-C5	-6.30	1.35	1.39

Continued on next page...

Continued from previous page...

Mol	Chain	Res	Type	Atoms	Z	Observed(Å)	Ideal(Å)
35	BB	795	A	N7-C5	-6.30	1.35	1.39
35	BB	887	G	N9-C4	6.30	1.43	1.38
35	BB	1405	G	P-O5'	-6.30	1.53	1.59
39	BF	57	C	C1'-N1	-6.30	1.38	1.46
41	BH	13	C	P-O5'	-6.30	1.53	1.59
41	BH	21	G	O3'-P	-6.30	1.53	1.61
85	AA	369	A	C2'-C1'	-6.30	1.46	1.53
85	AA	1149	A	P-O5'	-6.30	1.53	1.59
85	AA	1459	C	O3'-P	-6.30	1.53	1.61
85	AA	2061	C	C2'-C1'	-6.30	1.46	1.53
86	AB	69	G	C2-N2	-6.30	1.28	1.34
34	BA	35	U	C2-N3	-6.30	1.33	1.37
34	BA	612	U	O3'-P	-6.30	1.53	1.61
34	BA	770	G	O3'-P	-6.30	1.53	1.61
34	BA	1082	U	O4'-C1'	-6.30	1.33	1.41
34	BA	1544	G	N3-C4	-6.30	1.31	1.35
35	BB	436	G	C8-N7	-6.30	1.27	1.30
36	BC	56	G	N7-C5	-6.30	1.35	1.39
36	BC	161	U	N3-C4	-6.30	1.32	1.38
37	BD	25	G	C3'-C2'	-6.30	1.45	1.52
37	BD	49	A	C6-N1	-6.30	1.31	1.35
38	BE	25	U	N1-C6	-6.30	1.32	1.38
40	BG	44	G	O3'-P	-6.30	1.53	1.61
40	BG	108	G	C3'-C2'	-6.30	1.45	1.52
85	AA	449	G	C5-C4	-6.30	1.33	1.38
85	AA	1526	G	C2-N2	-6.30	1.28	1.34
85	AA	2223	C	C2-N3	-6.30	1.30	1.35
35	BB	520	G	C1'-N9	-6.30	1.38	1.46
35	BB	607	G	N1-C2	-6.30	1.32	1.37
36	BC	76	C	N1-C6	-6.30	1.33	1.37
34	BA	762	A	O3'-P	-6.30	1.53	1.61
34	BA	843	G	C2'-C1'	-6.30	1.46	1.53
35	BB	265	C	P-O5'	-6.30	1.53	1.59
35	BB	841	U	C3'-C2'	-6.30	1.45	1.52
35	BB	1538	G	C2'-C1'	-6.30	1.46	1.53
36	BC	121	G	C5-C6	-6.30	1.36	1.42
85	AA	2	A	O3'-P	-6.30	1.53	1.61
85	AA	402	G	P-O5'	-6.30	1.53	1.59
85	AA	1296	G	C2'-C1'	-6.30	1.46	1.53
34	BA	1164	C	C4'-C3'	-6.29	1.46	1.53
34	BA	1466	U	N3-C4	-6.29	1.32	1.38
34	BA	1556	A	O4'-C1'	-6.29	1.33	1.41

Continued on next page...

Continued from previous page...

Mol	Chain	Res	Type	Atoms	Z	Observed(Å)	Ideal(Å)
34	BA	1706	A	C1'-N9	-6.29	1.38	1.46
85	AA	1129	A	C1'-N9	-6.29	1.38	1.46
85	AA	1501	A	C1'-N9	-6.29	1.38	1.46
34	BA	15	G	N1-C2	-6.29	1.32	1.37
34	BA	160	G	N9-C8	-6.29	1.33	1.37
34	BA	205	G	C5-C6	-6.29	1.36	1.42
34	BA	222	C	C2-N3	-6.29	1.30	1.35
34	BA	596	G	N1-C2	-6.29	1.32	1.37
34	BA	998	U	O3'-P	-6.29	1.53	1.61
34	BA	1477	C	N1-C6	-6.29	1.33	1.37
34	BA	1685	C	C4'-O4'	-6.29	1.37	1.45
35	BB	1048	A	N7-C5	-6.29	1.35	1.39
36	BC	88	A	C8-N7	-6.29	1.27	1.31
85	AA	107	A	N7-C5	-6.29	1.35	1.39
85	AA	1528	A	C1'-N9	-6.29	1.38	1.46
85	AA	1697	C	N1-C6	-6.29	1.33	1.37
85	AA	2012	G	N7-C5	-6.29	1.35	1.39
85	AA	2187	G	C5-C4	-6.29	1.33	1.38
34	BA	109	A	P-O5'	-6.29	1.53	1.59
34	BA	761	U	C4'-C3'	-6.29	1.46	1.53
34	BA	809	U	N3-C4	-6.29	1.32	1.38
34	BA	852	C	C2-N3	-6.29	1.30	1.35
34	BA	935	A	C2'-C1'	-6.29	1.46	1.53
34	BA	1273	U	P-O5'	-6.29	1.53	1.59
34	BA	1640	G	C5-C4	-6.29	1.33	1.38
35	BB	621	C	N1-C6	-6.29	1.33	1.37
35	BB	837	A	N3-C4	-6.29	1.31	1.34
35	BB	879	G	N7-C5	-6.29	1.35	1.39
35	BB	1110	G	C2'-C1'	-6.29	1.46	1.53
39	BF	41	U	C2'-C1'	-6.29	1.46	1.53
85	AA	386	G	C8-N7	-6.29	1.27	1.30
85	AA	523	U	O3'-P	-6.29	1.53	1.61
85	AA	1206	A	C5-C4	-6.29	1.34	1.38
34	BA	919	A	C2'-C1'	-6.29	1.46	1.53
34	BA	1052	G	C5-C6	-6.29	1.36	1.42
34	BA	1190	A	C1'-N9	-6.29	1.38	1.46
35	BB	601	U	C4'-C3'	-6.29	1.46	1.53
41	BH	106	G	N7-C5	-6.29	1.35	1.39
85	AA	585	G	N9-C4	-6.29	1.32	1.38
85	AA	867	G	C2'-C1'	-6.29	1.46	1.53
85	AA	2042	G	C1'-N9	-6.29	1.38	1.46
34	BA	1842	U	C3'-C2'	-6.29	1.45	1.52

Continued on next page...

Continued from previous page...

Mol	Chain	Res	Type	Atoms	Z	Observed(Å)	Ideal(Å)
35	BB	55	C	O3'-P	-6.29	1.53	1.61
35	BB	1277	A	C6-N1	-6.29	1.31	1.35
35	BB	1396	G	C5-C4	-6.29	1.33	1.38
36	BC	113	G	C2-N2	-6.29	1.28	1.34
36	BC	163	A	C5-C4	-6.29	1.34	1.38
39	BF	57	C	O3'-P	-6.29	1.53	1.61
85	AA	18	C	O3'-P	-6.29	1.53	1.61
85	AA	79	G	C1'-N9	-6.29	1.38	1.46
85	AA	432	A	C3'-C2'	-6.29	1.45	1.52
85	AA	995	G	C2-N2	-6.29	1.28	1.34
34	BA	572	G	C5-C6	6.29	1.48	1.42
34	BA	764	G	N1-C2	-6.29	1.32	1.37
34	BA	1276	G	C2'-C1'	-6.29	1.46	1.53
35	BB	1201	G	O4'-C1'	-6.29	1.33	1.41
41	BH	106	G	C2'-C1'	-6.29	1.46	1.53
34	BA	456	G	C1'-N9	-6.29	1.38	1.46
34	BA	625	U	C2'-C1'	-6.29	1.46	1.53
34	BA	1096	C	C2'-C1'	-6.29	1.46	1.53
34	BA	1502	G	O3'-P	-6.29	1.53	1.61
34	BA	1668	C	C2'-C1'	-6.29	1.46	1.53
35	BB	775	U	C2'-C1'	-6.29	1.46	1.53
35	BB	1288	G	N9-C4	-6.29	1.32	1.38
35	BB	1359	G	N9-C8	-6.29	1.33	1.37
35	BB	1504	U	O3'-P	-6.29	1.53	1.61
85	AA	426	C	C3'-C2'	-6.29	1.45	1.52
85	AA	611	G	C5-C4	-6.29	1.33	1.38
85	AA	1460	G	O4'-C1'	-6.29	1.33	1.41
34	BA	83	G	N9-C8	-6.28	1.33	1.37
34	BA	107	C	O3'-P	-6.28	1.53	1.61
34	BA	364	C	C3'-C2'	-6.28	1.45	1.52
34	BA	971	G	N7-C5	-6.28	1.35	1.39
35	BB	104	G	C6-N1	-6.28	1.35	1.39
35	BB	459	U	P-O5'	-6.28	1.53	1.59
35	BB	810	G	N9-C8	-6.28	1.33	1.37
37	BD	91	U	N3-C4	-6.28	1.32	1.38
40	BG	162	A	O3'-P	-6.28	1.53	1.61
85	AA	164	G	C5'-C4'	-6.28	1.43	1.51
85	AA	543	A	N3-C4	-6.28	1.31	1.34
85	AA	626	G	C5'-C4'	-6.28	1.43	1.51
85	AA	1733	G	C4'-C3'	6.28	1.60	1.53
34	BA	341	U	C4'-O4'	-6.28	1.37	1.45
34	BA	1141	C	P-O5'	-6.28	1.53	1.59

Continued on next page...

Continued from previous page...

Mol	Chain	Res	Type	Atoms	Z	Observed(Å)	Ideal(Å)
36	BC	28	C	C4'-O4'	-6.28	1.37	1.45
39	BF	4	A	N7-C5	-6.28	1.35	1.39
83	Bx	200	GLY	CA-C	-6.28	1.41	1.51
85	AA	779	G	C2'-C1'	-6.28	1.46	1.53
34	BA	14	G	C1'-N9	-6.28	1.38	1.46
34	BA	102	G	N7-C5	-6.28	1.35	1.39
34	BA	240	C	C3'-C2'	-6.28	1.45	1.52
34	BA	875	G	C3'-C2'	-6.28	1.45	1.52
34	BA	1003	A	N9-C8	-6.28	1.32	1.37
34	BA	1024	A	O3'-P	-6.28	1.53	1.61
34	BA	1226	G	N9-C8	-6.28	1.33	1.37
35	BB	528	G	O3'-P	-6.28	1.53	1.61
35	BB	902	C	O3'-P	-6.28	1.53	1.61
38	BE	143	A	O3'-P	-6.28	1.53	1.61
39	BF	35	C	C4-C5	-6.28	1.38	1.43
85	AA	17	C	O3'-P	-6.28	1.53	1.61
85	AA	93	G	C6-N1	-6.28	1.35	1.39
85	AA	1002	G	P-O5'	-6.28	1.53	1.59
85	AA	2141	G	N9-C8	-6.28	1.33	1.37
34	BA	366	G	C4'-C3'	-6.28	1.46	1.53
34	BA	890	G	C6-N1	-6.28	1.35	1.39
34	BA	1113	A	C3'-C2'	-6.28	1.45	1.52
34	BA	1458	A	O3'-P	-6.28	1.53	1.61
38	BE	165	U	C4'-C3'	-6.28	1.46	1.53
85	AA	116	G	O3'-P	-6.28	1.53	1.61
85	AA	1699	A	C2'-C1'	-6.28	1.46	1.53
34	BA	912	G	C6-N1	-6.28	1.35	1.39
34	BA	1062	G	C2'-C1'	-6.28	1.46	1.53
35	BB	404	A	C5-C4	-6.28	1.34	1.38
35	BB	1108	G	C5-C4	-6.28	1.33	1.38
38	BE	67	A	C3'-C2'	-6.28	1.45	1.52
38	BE	176	G	C6-N1	-6.28	1.35	1.39
85	AA	1035	C	C2'-C1'	-6.28	1.46	1.53
34	BA	151	A	C3'-C2'	6.28	1.59	1.52
34	BA	736	G	C8-N7	-6.28	1.27	1.30
34	BA	1279	U	O3'-P	-6.28	1.53	1.61
34	BA	1293	A	N3-C4	-6.28	1.31	1.34
34	BA	1312	A	C1'-N9	-6.28	1.38	1.46
34	BA	1560	U	C2'-C1'	-6.28	1.46	1.53
34	BA	1672	C	C2'-C1'	-6.28	1.46	1.53
34	BA	1700	C	C2-N3	-6.28	1.30	1.35
35	BB	96	A	C5-C6	-6.28	1.35	1.41

Continued on next page...

Continued from previous page...

Mol	Chain	Res	Type	Atoms	Z	Observed(Å)	Ideal(Å)
35	BB	654	C	N1-C6	-6.28	1.33	1.37
35	BB	1102	U	C3'-C2'	-6.28	1.45	1.52
35	BB	1546	C	C2'-C1'	-6.28	1.46	1.53
41	BH	46	C	C2-N3	-6.28	1.30	1.35
85	AA	369	A	C3'-C2'	-6.28	1.45	1.52
85	AA	923	A	C3'-O3'	-6.28	1.33	1.42
36	BC	138	C	C5'-C4'	-6.27	1.43	1.51
39	BF	57	C	C5'-C4'	-6.27	1.43	1.51
85	AA	1289	U	C3'-C2'	-6.27	1.45	1.52
85	AA	2146	G	C4'-C3'	-6.27	1.46	1.53
34	BA	194	G	C4'-C3'	-6.27	1.46	1.53
34	BA	245	U	C3'-C2'	-6.27	1.45	1.52
34	BA	288	U	N3-C4	-6.27	1.32	1.38
34	BA	699	G	O3'-P	-6.27	1.53	1.61
34	BA	1292	A	C5-C4	-6.27	1.34	1.38
34	BA	1740	U	C2-N3	-6.27	1.33	1.37
35	BB	1115	G	C6-N1	-6.27	1.35	1.39
36	BC	52	A	N3-C4	-6.27	1.31	1.34
36	BC	121	G	N7-C5	-6.27	1.35	1.39
85	AA	126	U	C2'-C1'	-6.27	1.46	1.53
85	AA	672	U	C4'-C3'	-6.27	1.46	1.53
85	AA	927	A	C1'-N9	-6.27	1.38	1.46
4	A3	49	TYR	CB-CG	-6.27	1.42	1.51
34	BA	1283	U	C4'-C3'	-6.27	1.46	1.53
35	BB	1308	G	C2-N2	-6.27	1.28	1.34
35	BB	1459	U	N3-C4	-6.27	1.32	1.38
85	AA	696	G	P-O5'	-6.27	1.53	1.59
86	AB	24	G	C2-N2	-6.27	1.28	1.34
34	BA	401	A	O3'-P	-6.27	1.53	1.61
34	BA	490	A	C2'-C1'	-6.27	1.46	1.53
34	BA	979	G	C5-C6	-6.27	1.36	1.42
34	BA	1305	A	C6-N1	-6.27	1.31	1.35
35	BB	1507	U	C2'-C1'	-6.27	1.46	1.53
36	BC	112	G	C2'-C1'	-6.27	1.46	1.53
37	BD	117	U	O3'-P	-6.27	1.53	1.61
38	BE	176	G	C3'-C2'	-6.27	1.45	1.52
85	AA	21	U	P-O5'	-6.27	1.53	1.59
85	AA	57	G	C4'-C3'	-6.27	1.46	1.53
85	AA	407	G	N1-C2	-6.27	1.32	1.37
85	AA	580	C	C2'-C1'	-6.27	1.46	1.53
85	AA	2130	G	N1-C2	-6.27	1.32	1.37
85	AA	2242	U	P-O5'	-6.27	1.53	1.59

Continued on next page...

Continued from previous page...

Mol	Chain	Res	Type	Atoms	Z	Observed(Å)	Ideal(Å)
34	BA	162	G	C5-C6	-6.27	1.36	1.42
34	BA	524	G	N9-C4	-6.27	1.32	1.38
34	BA	702	G	O3'-P	-6.27	1.53	1.61
34	BA	786	U	C4-C5	-6.27	1.38	1.43
34	BA	1155	U	C2'-C1'	-6.27	1.46	1.53
34	BA	1333	G	C5-C4	-6.27	1.33	1.38
34	BA	1579	G	C2'-C1'	-6.27	1.46	1.53
34	BA	1604	A	C1'-N9	-6.27	1.38	1.46
35	BB	12	G	C3'-C2'	-6.27	1.45	1.52
35	BB	421	U	P-O5'	-6.27	1.53	1.59
35	BB	1243	A	C3'-C2'	-6.27	1.45	1.52
35	BB	1469	A	N9-C4	-6.27	1.34	1.37
36	BC	50	C	C2-N3	-6.27	1.30	1.35
36	BC	92	C	C4'-C3'	-6.27	1.46	1.53
41	BH	23	G	C2-N2	-6.27	1.28	1.34
50	BQ	100	LYS	C-N	-6.27	1.22	1.34
85	AA	337	C	P-O5'	-6.27	1.53	1.59
85	AA	495	G	N7-C5	-6.27	1.35	1.39
85	AA	635	G	O3'-P	-6.27	1.53	1.61
85	AA	1179	A	N7-C5	-6.27	1.35	1.39
85	AA	1258	U	O3'-P	-6.27	1.53	1.61
85	AA	1449	C	C2'-C1'	-6.27	1.46	1.53
34	BA	461	A	C5-C4	-6.27	1.34	1.38
36	BC	163	A	C2'-C1'	-6.27	1.46	1.53
85	AA	472	A	N7-C5	-6.27	1.35	1.39
85	AA	867	G	C1'-N9	-6.27	1.38	1.46
34	BA	82	A	C4'-O4'	-6.26	1.37	1.45
34	BA	92	G	N1-C2	-6.26	1.32	1.37
34	BA	387	A	C1'-N9	-6.26	1.38	1.46
34	BA	1165	A	C2'-C1'	-6.26	1.46	1.53
34	BA	1320	A	O3'-P	-6.26	1.53	1.61
34	BA	1557	G	C5-C6	-6.26	1.36	1.42
34	BA	1563	G	C4'-C3'	-6.26	1.46	1.53
34	BA	1793	G	C2-N3	-6.26	1.27	1.32
35	BB	33	A	N3-C4	-6.26	1.31	1.34
35	BB	1075	A	O3'-P	-6.26	1.53	1.61
36	BC	128	U	C2-N3	-6.26	1.33	1.37
40	BG	88	G	C3'-C2'	-6.26	1.45	1.52
85	AA	80	G	C2-N2	-6.26	1.28	1.34
85	AA	241	U	C4'-C3'	-6.26	1.46	1.53
85	AA	333	A	C8-N7	-6.26	1.27	1.31
85	AA	418	G	C1'-N9	-6.26	1.38	1.46

Continued on next page...

Continued from previous page...

Mol	Chain	Res	Type	Atoms	Z	Observed(Å)	Ideal(Å)
85	AA	431	G	N9-C4	-6.26	1.32	1.38
85	AA	666	A	P-O5'	-6.26	1.53	1.59
85	AA	758	C	C2-N3	-6.26	1.30	1.35
85	AA	1185	G	O3'-P	-6.26	1.53	1.61
34	BA	373	G	O3'-P	-6.26	1.53	1.61
34	BA	427	G	C3'-C2'	-6.26	1.45	1.52
34	BA	714	G	P-O5'	-6.26	1.53	1.59
34	BA	1546	C	C3'-C2'	-6.26	1.45	1.52
35	BB	503	G	O3'-P	-6.26	1.53	1.61
85	AA	352	G	C5-C4	-6.26	1.33	1.38
85	AA	443	A	C4'-C3'	-6.26	1.46	1.53
85	AA	595	A	O3'-P	-6.26	1.53	1.61
34	BA	122	U	C2-N3	-6.26	1.33	1.37
34	BA	432	A	P-O5'	-6.26	1.53	1.59
34	BA	849	G	O3'-P	-6.26	1.53	1.61
34	BA	865	C	N3-C4	6.26	1.38	1.33
34	BA	943	G	C2'-C1'	-6.26	1.46	1.53
35	BB	546	A	P-O5'	-6.26	1.53	1.59
35	BB	596	C	C4'-C3'	-6.26	1.46	1.53
35	BB	830	G	N9-C4	-6.26	1.32	1.38
35	BB	1284	U	N3-C4	-6.26	1.32	1.38
37	BD	77	A	N9-C8	-6.26	1.32	1.37
39	BF	58	U	C1'-N1	-6.26	1.38	1.46
85	AA	65	A	P-O5'	-6.26	1.53	1.59
85	AA	192	G	O3'-P	-6.26	1.53	1.61
85	AA	504	U	C3'-C2'	-6.26	1.45	1.52
85	AA	706	U	N3-C4	-6.26	1.32	1.38
85	AA	941	C	P-O5'	-6.26	1.53	1.59
85	AA	1251	G	C8-N7	-6.26	1.27	1.30
85	AA	1674	G	C5-C4	-6.26	1.33	1.38
85	AA	2201	A	N9-C8	-6.26	1.32	1.37
34	BA	367	G	C5-C6	-6.26	1.36	1.42
34	BA	794	G	C4'-C3'	-6.26	1.46	1.53
34	BA	986	G	C2'-C1'	-6.26	1.46	1.53
34	BA	1213	A	C8-N7	-6.26	1.27	1.31
35	BB	1391	G	N9-C4	-6.26	1.32	1.38
39	BF	30	C	P-O5'	-6.26	1.53	1.59
82	Bw	137	PRO	CA-C	-6.26	1.40	1.52
85	AA	395	G	C4'-O4'	-6.26	1.37	1.45
85	AA	2130	G	C5-C6	-6.26	1.36	1.42
34	BA	1688	G	C5-C4	-6.26	1.33	1.38
35	BB	702	G	C3'-C2'	-6.26	1.45	1.52

Continued on next page...

Continued from previous page...

Mol	Chain	Res	Type	Atoms	Z	Observed(Å)	Ideal(Å)
35	BB	782	A	C4'-C3'	-6.26	1.46	1.53
35	BB	1233	U	P-O5'	-6.26	1.53	1.59
85	AA	759	G	C2'-C1'	-6.26	1.46	1.53
34	BA	263	G	O3'-P	-6.26	1.53	1.61
34	BA	991	U	C2'-C1'	-6.26	1.46	1.53
34	BA	1250	C	C3'-C2'	-6.26	1.45	1.52
34	BA	1514	A	C5-C4	-6.26	1.34	1.38
34	BA	1604	A	C2'-C1'	-6.26	1.46	1.53
34	BA	1637	G	C2'-C1'	-6.26	1.46	1.53
35	BB	1205	A	N9-C8	-6.26	1.32	1.37
39	BF	5	U	N3-C4	-6.26	1.32	1.38
85	AA	156	G	N1-C2	-6.26	1.32	1.37
85	AA	883	A	C4'-C3'	-6.26	1.46	1.53
85	AA	1508	A	C5-C4	-6.26	1.34	1.38
34	BA	1175	G	C2-N2	-6.25	1.28	1.34
34	BA	1416	C	C1'-N1	-6.25	1.38	1.46
34	BA	1498	A	P-O5'	-6.25	1.53	1.59
34	BA	1514	A	O3'-P	-6.25	1.53	1.61
35	BB	22	A	P-O5'	-6.25	1.53	1.59
35	BB	82	G	C3'-C2'	-6.25	1.45	1.52
35	BB	785	G	O3'-P	-6.25	1.53	1.61
40	BG	72	G	C1'-N9	-6.25	1.38	1.46
41	BH	13	C	C4'-C3'	-6.25	1.46	1.53
85	AA	9	U	P-O5'	-6.25	1.53	1.59
34	BA	15	G	C5-C4	-6.25	1.33	1.38
34	BA	855	C	C3'-C2'	-6.25	1.45	1.52
34	BA	966	G	N9-C8	-6.25	1.33	1.37
34	BA	1704	G	N9-C4	-6.25	1.32	1.38
34	BA	1800	G	C2-N3	-6.25	1.27	1.32
35	BB	1084	A	C1'-N9	-6.25	1.38	1.46
35	BB	1544	A	P-O5'	-6.25	1.53	1.59
36	BC	66	G	C5-C4	-6.25	1.33	1.38
40	BG	56	G	C4'-C3'	-6.25	1.46	1.53
40	BG	141	A	C5-C4	-6.25	1.34	1.38
85	AA	30	G	C1'-N9	-6.25	1.38	1.46
85	AA	2114	U	O3'-P	-6.25	1.53	1.61
85	AA	2204	A	P-O5'	-6.25	1.53	1.59
34	BA	793	A	N9-C8	-6.25	1.32	1.37
34	BA	1343	A	P-O5'	-6.25	1.53	1.59
34	BA	1711	G	C4'-C3'	-6.25	1.46	1.53
35	BB	367	C	P-O5'	-6.25	1.53	1.59
35	BB	564	U	O3'-P	-6.25	1.53	1.61

Continued on next page...

Continued from previous page...

Mol	Chain	Res	Type	Atoms	Z	Observed(Å)	Ideal(Å)
37	BD	80	G	C2-N2	-6.25	1.28	1.34
39	BF	54	U	C4-C5	-6.25	1.38	1.43
41	BH	21	G	C6-N1	-6.25	1.35	1.39
85	AA	718	C	C2-N3	-6.25	1.30	1.35
85	AA	875	C	C2-N3	6.25	1.40	1.35
85	AA	1151	G	C2'-C1'	-6.25	1.46	1.53
85	AA	1223	A	C5-C4	-6.25	1.34	1.38
85	AA	1866	A	O3'-P	-6.25	1.53	1.61
34	BA	783	U	C2'-C1'	-6.25	1.46	1.53
34	BA	1062	G	C5-C4	-6.25	1.33	1.38
34	BA	1211	G	C4'-O4'	-6.25	1.37	1.45
40	BG	99	A	N7-C5	-6.25	1.35	1.39
85	AA	999	A	N9-C4	6.25	1.41	1.37
85	AA	1707	G	P-O5'	-6.25	1.53	1.59
85	AA	2156	C	P-O5'	-6.25	1.53	1.59
34	BA	173	U	C2-N3	-6.25	1.33	1.37
34	BA	196	A	N7-C5	-6.25	1.35	1.39
34	BA	521	C	C2'-C1'	-6.25	1.46	1.53
34	BA	794	G	N9-C8	-6.25	1.33	1.37
34	BA	1812	C	C2'-C1'	-6.25	1.46	1.53
35	BB	461	U	C4-C5	-6.25	1.38	1.43
35	BB	1117	G	P-O5'	-6.25	1.53	1.59
37	BD	101	A	C2'-C1'	-6.25	1.46	1.53
38	BE	90	G	P-O5'	-6.25	1.53	1.59
38	BE	197	A	O3'-P	-6.25	1.53	1.61
85	AA	9	U	C2'-C1'	-6.25	1.46	1.53
85	AA	24	U	C3'-C2'	-6.25	1.45	1.52
85	AA	107	A	N3-C4	-6.25	1.31	1.34
85	AA	109	G	C2'-C1'	-6.25	1.46	1.53
85	AA	395	G	N7-C5	-6.25	1.35	1.39
85	AA	442	G	C2-N2	-6.25	1.28	1.34
34	BA	406	G	N7-C5	-6.25	1.35	1.39
34	BA	416	A	O3'-P	-6.25	1.53	1.61
34	BA	496	G	C1'-N9	-6.25	1.38	1.46
34	BA	959	G	O4'-C1'	-6.25	1.33	1.41
35	BB	27	C	C3'-O3'	-6.25	1.33	1.42
35	BB	333	C	P-O5'	-6.25	1.53	1.59
35	BB	963	G	C3'-C2'	-6.25	1.45	1.52
35	BB	1125	A	C2'-C1'	-6.25	1.46	1.53
36	BC	62	A	C1'-N9	-6.25	1.38	1.46
85	AA	634	U	P-O5'	-6.25	1.53	1.59
34	BA	1210	A	N3-C4	-6.25	1.31	1.34

Continued on next page...

Continued from previous page...

Mol	Chain	Res	Type	Atoms	Z	Observed(Å)	Ideal(Å)
34	BA	1645	C	C2-N3	-6.25	1.30	1.35
35	BB	1046	C	C4'-C3'	-6.25	1.46	1.53
38	BE	20	C	N1-C6	-6.25	1.33	1.37
38	BE	91	G	C5-C4	-6.25	1.33	1.38
85	AA	1665	G	N7-C5	-6.25	1.35	1.39
34	BA	254	U	C2'-C1'	-6.24	1.46	1.53
34	BA	294	C	O3'-P	-6.24	1.53	1.61
34	BA	752	A	O4'-C1'	-6.24	1.33	1.41
34	BA	1240	G	C3'-C2'	-6.24	1.45	1.52
35	BB	377	A	N9-C4	-6.24	1.34	1.37
35	BB	533	U	C2'-C1'	-6.24	1.46	1.53
35	BB	551	C	C3'-C2'	-6.24	1.45	1.52
35	BB	629	C	O3'-P	-6.24	1.53	1.61
35	BB	635	A	C2'-C1'	-6.24	1.46	1.53
35	BB	677	U	C4'-C3'	-6.24	1.46	1.53
36	BC	112	G	N9-C4	-6.24	1.32	1.38
38	BE	50	G	N7-C5	-6.24	1.35	1.39
85	AA	860	C	N1-C2	6.24	1.46	1.40
85	AA	1221	G	C5-C4	-6.24	1.33	1.38
85	AA	1576	G	C2'-C1'	-6.24	1.46	1.53
85	AA	2016	A	C1'-N9	-6.24	1.38	1.46
85	AA	2114	U	C2'-C1'	-6.24	1.46	1.53
34	BA	221	G	C2-N2	-6.24	1.28	1.34
34	BA	1161	G	C5'-C4'	6.24	1.58	1.51
34	BA	1226	G	C6-N1	-6.24	1.35	1.39
34	BA	1708	A	P-O5'	-6.24	1.53	1.59
35	BB	490	G	C2-N2	-6.24	1.28	1.34
35	BB	976	U	N1-C6	-6.24	1.32	1.38
35	BB	1286	G	C3'-C2'	-6.24	1.45	1.52
37	BD	3	G	O4'-C1'	-6.24	1.33	1.41
34	BA	741	A	C4'-C3'	-6.24	1.46	1.53
34	BA	779	U	C2-N3	6.24	1.42	1.37
34	BA	1221	A	N9-C4	-6.24	1.34	1.37
34	BA	1427	U	C2'-C1'	-6.24	1.46	1.53
34	BA	1572	G	C1'-N9	-6.24	1.38	1.46
35	BB	659	C	C2-N3	-6.24	1.30	1.35
35	BB	1496	C	C2'-C1'	-6.24	1.46	1.53
35	BB	1502	U	O3'-P	-6.24	1.53	1.61
36	BC	102	G	N9-C8	-6.24	1.33	1.37
37	BD	40	C	O3'-P	-6.24	1.53	1.61
38	BE	91	G	O3'-P	-6.24	1.53	1.61
40	BG	63	U	C4'-C3'	-6.24	1.46	1.53

Continued on next page...

Continued from previous page...

Mol	Chain	Res	Type	Atoms	Z	Observed(Å)	Ideal(Å)
85	AA	625	G	N7-C5	-6.24	1.35	1.39
34	BA	54	A	C2'-C1'	-6.24	1.46	1.53
34	BA	162	G	C1'-N9	-6.24	1.38	1.46
34	BA	210	G	C4'-C3'	6.24	1.60	1.53
34	BA	535	G	C2-N3	6.24	1.37	1.32
34	BA	1232	C	O3'-P	-6.24	1.53	1.61
34	BA	1720	U	O4'-C1'	-6.24	1.33	1.41
35	BB	77	A	O4'-C1'	-6.24	1.33	1.41
35	BB	1206	G	C1'-N9	-6.24	1.38	1.46
36	BC	104	A	C1'-N9	-6.24	1.38	1.46
38	BE	138	U	C2-N3	-6.24	1.33	1.37
41	BH	113	G	C2-N3	-6.24	1.27	1.32
85	AA	410	A	P-O5'	-6.24	1.53	1.59
85	AA	1109	G	C3'-C2'	-6.24	1.45	1.52
85	AA	1116	G	C1'-N9	-6.24	1.38	1.46
85	AA	1698	A	C1'-N9	-6.24	1.38	1.46
34	BA	334	G	C1'-N9	-6.24	1.38	1.46
34	BA	1419	A	N9-C4	-6.24	1.34	1.37
36	BC	118	U	C2-N3	-6.24	1.33	1.37
39	BF	55	A	P-O5'	-6.24	1.53	1.59
85	AA	101	C	O3'-P	-6.24	1.53	1.61
85	AA	107	A	P-O5'	-6.24	1.53	1.59
85	AA	340	G	C2'-C1'	-6.24	1.46	1.53
85	AA	1130	G	C1'-N9	-6.24	1.38	1.46
34	BA	27	G	P-O5'	-6.24	1.53	1.59
34	BA	39	C	N1-C6	-6.24	1.33	1.37
34	BA	525	A	N7-C5	-6.24	1.35	1.39
34	BA	629	G	N9-C8	-6.24	1.33	1.37
34	BA	1155	U	N1-C2	-6.24	1.32	1.38
35	BB	376	A	P-O5'	-6.24	1.53	1.59
35	BB	970	C	C3'-C2'	-6.24	1.45	1.52
35	BB	1394	A	C2'-C1'	-6.24	1.46	1.53
36	BC	40	A	N3-C4	-6.24	1.31	1.34
85	AA	129	U	O3'-P	-6.24	1.53	1.61
85	AA	276	C	C1'-N1	-6.24	1.38	1.46
85	AA	747	U	O3'-P	-6.24	1.53	1.61
85	AA	1670	U	N3-C4	-6.24	1.32	1.38
34	BA	439	A	C2'-C1'	-6.23	1.46	1.53
34	BA	458	G	C5'-C4'	-6.23	1.43	1.51
34	BA	887	U	O3'-P	-6.23	1.53	1.61
34	BA	890	G	C3'-C2'	-6.23	1.45	1.52
35	BB	86	A	C2'-C1'	-6.23	1.46	1.53

Continued on next page...

Continued from previous page...

Mol	Chain	Res	Type	Atoms	Z	Observed(Å)	Ideal(Å)
35	BB	1074	U	C2-N3	-6.23	1.33	1.37
85	AA	717	G	N1-C2	-6.23	1.32	1.37
34	BA	915	A	C1'-N9	-6.23	1.38	1.46
34	BA	1046	G	C5-C4	-6.23	1.33	1.38
34	BA	1135	U	C2-N3	-6.23	1.33	1.37
34	BA	1671	A	N7-C5	-6.23	1.35	1.39
35	BB	1067	G	O3'-P	-6.23	1.53	1.61
35	BB	1272	G	C5-C4	-6.23	1.33	1.38
40	BG	102	G	C2-N2	-6.23	1.28	1.34
85	AA	28	A	C5-C4	-6.23	1.34	1.38
85	AA	1703	A	C3'-C2'	-6.23	1.45	1.52
85	AA	1889	U	O3'-P	-6.23	1.53	1.61
85	AA	1948	A	C2'-C1'	-6.23	1.46	1.53
34	BA	729	C	C2-N3	-6.23	1.30	1.35
35	BB	608	A	C5-C4	-6.23	1.34	1.38
35	BB	1372	G	C5-C4	-6.23	1.33	1.38
36	BC	2	A	C5-C4	-6.23	1.34	1.38
39	BF	14	C	C3'-C2'	-6.23	1.45	1.52
40	BG	121	C	O3'-P	-6.23	1.53	1.61
41	BH	43	G	C2-N2	-6.23	1.28	1.34
85	AA	965	G	N9-C4	-6.23	1.32	1.38
85	AA	1293	U	C2-N3	-6.23	1.33	1.37
85	AA	1495	G	C5'-C4'	-6.23	1.43	1.51
85	AA	2192	A	C3'-C2'	-6.23	1.45	1.52
35	BB	1035	C	C3'-C2'	-6.23	1.45	1.52
35	BB	1487	G	N1-C2	-6.23	1.32	1.37
34	BA	9	A	C3'-C2'	-6.23	1.45	1.52
34	BA	373	G	P-O5'	-6.23	1.53	1.59
34	BA	484	A	C5-C4	-6.23	1.34	1.38
34	BA	744	G	C6-N1	-6.23	1.35	1.39
34	BA	946	A	C4'-C3'	-6.23	1.46	1.53
34	BA	1820	G	C2'-C1'	-6.23	1.46	1.53
35	BB	390	G	N1-C2	-6.23	1.32	1.37
35	BB	815	G	O3'-P	-6.23	1.53	1.61
35	BB	1102	U	O4'-C1'	-6.23	1.33	1.41
35	BB	1220	A	C1'-N9	-6.23	1.38	1.46
35	BB	1273	G	O3'-P	-6.23	1.53	1.61
38	BE	34	C	N1-C6	-6.23	1.33	1.37
40	BG	145	C	P-O5'	-6.23	1.53	1.59
85	AA	1221	G	C4'-C3'	-6.23	1.46	1.53
85	AA	1734	A	C1'-N9	-6.23	1.38	1.46
85	AA	2172	A	C2'-C1'	-6.23	1.46	1.53

Continued on next page...

Continued from previous page...

Mol	Chain	Res	Type	Atoms	Z	Observed(Å)	Ideal(Å)
34	BA	523	A	P-O5'	-6.23	1.53	1.59
34	BA	864	G	C2-N3	-6.23	1.27	1.32
35	BB	101	U	C4'-C3'	-6.23	1.46	1.53
35	BB	1265	U	C2-N3	-6.23	1.33	1.37
35	BB	1314	G	C4'-C3'	-6.23	1.46	1.53
34	BA	43	U	O4'-C1'	-6.22	1.33	1.41
34	BA	220	U	C2'-C1'	-6.22	1.46	1.53
34	BA	726	G	C2-N2	-6.22	1.28	1.34
34	BA	1093	G	C5-C4	-6.22	1.33	1.38
34	BA	1098	G	C6-N1	-6.22	1.35	1.39
35	BB	570	A	C2'-C1'	-6.22	1.46	1.53
35	BB	622	G	C5-C4	-6.22	1.33	1.38
35	BB	634	A	C1'-N9	-6.22	1.38	1.46
35	BB	874	G	C3'-C2'	-6.22	1.46	1.52
85	AA	350	U	C2'-C1'	-6.22	1.46	1.53
85	AA	886	A	C3'-C2'	-6.22	1.46	1.52
85	AA	1923	A	O3'-P	-6.22	1.53	1.61
34	BA	1287	G	C5-C4	-6.22	1.33	1.38
34	BA	1468	U	C2-N3	-6.22	1.33	1.37
34	BA	1706	A	C6-N6	-6.22	1.28	1.33
35	BB	493	U	C2-N3	-6.22	1.33	1.37
35	BB	1196	A	N7-C5	-6.22	1.35	1.39
36	BC	61	A	N7-C5	-6.22	1.35	1.39
38	BE	197	A	N7-C5	-6.22	1.35	1.39
41	BH	15	A	C4'-C3'	-6.22	1.46	1.53
41	BH	55	C	C2'-C1'	-6.22	1.46	1.53
67	Bh	142	GLY	CA-C	-6.22	1.41	1.51
85	AA	397	G	N1-C2	-6.22	1.32	1.37
85	AA	664	C	P-O5'	-6.22	1.53	1.59
85	AA	924	A	C3'-C2'	-6.22	1.46	1.52
85	AA	1190	G	C1'-N9	-6.22	1.38	1.46
85	AA	1275	A	C6-N1	-6.22	1.31	1.35
85	AA	1477	A	C2'-C1'	-6.22	1.46	1.53
85	AA	1634	U	C2-N3	-6.22	1.33	1.37
85	AA	1669	G	C1'-N9	-6.22	1.38	1.46
85	AA	2141	G	C4'-O4'	-6.22	1.37	1.45
34	BA	399	G	N7-C5	-6.22	1.35	1.39
34	BA	1653	G	P-O5'	-6.22	1.53	1.59
40	BG	174	G	C5-C6	-6.22	1.36	1.42
85	AA	910	G	N9-C4	-6.22	1.32	1.38
85	AA	1679	U	C3'-C2'	-6.22	1.46	1.52
34	BA	18	G	N9-C8	-6.22	1.33	1.37

Continued on next page...

Continued from previous page...

Mol	Chain	Res	Type	Atoms	Z	Observed(Å)	Ideal(Å)
34	BA	362	G	O3'-P	-6.22	1.53	1.61
34	BA	456	G	C3'-C2'	-6.22	1.46	1.52
34	BA	1069	U	O3'-P	-6.22	1.53	1.61
34	BA	1073	G	C2'-C1'	-6.22	1.46	1.53
85	AA	1	G	N3-C4	-6.22	1.31	1.35
85	AA	585	G	C2-N2	-6.22	1.28	1.34
34	BA	198	U	N1-C2	-6.22	1.32	1.38
34	BA	1195	G	O4'-C1'	-6.22	1.33	1.41
34	BA	1545	C	O3'-P	-6.22	1.53	1.61
35	BB	850	U	O4'-C1'	-6.22	1.33	1.41
34	BA	267	G	C3'-C2'	-6.22	1.46	1.52
34	BA	431	A	C1'-N9	-6.22	1.38	1.46
35	BB	450	A	C2'-C1'	-6.22	1.46	1.53
35	BB	734	A	O3'-P	-6.22	1.53	1.61
35	BB	1144	A	C6-N6	-6.22	1.28	1.33
35	BB	1153	G	N1-C2	-6.22	1.32	1.37
37	BD	104	C	C3'-C2'	-6.22	1.46	1.52
85	AA	419	A	C3'-C2'	-6.22	1.46	1.52
85	AA	555	C	O3'-P	-6.22	1.53	1.61
85	AA	2032	G	O3'-P	-6.22	1.53	1.61
34	BA	108	A	C8-N7	-6.21	1.27	1.31
34	BA	785	G	C2'-C1'	-6.21	1.46	1.53
35	BB	1133	C	C4'-C3'	-6.21	1.46	1.53
35	BB	1152	U	C2-N3	-6.21	1.33	1.37
35	BB	1414	A	N9-C8	-6.21	1.32	1.37
36	BC	55	U	N3-C4	-6.21	1.32	1.38
36	BC	104	A	N9-C4	-6.21	1.34	1.37
40	BG	173	C	N1-C6	-6.21	1.33	1.37
85	AA	1272	G	N3-C4	-6.21	1.31	1.35
34	BA	774	A	C5-C4	-6.21	1.34	1.38
34	BA	1140	A	O3'-P	-6.21	1.53	1.61
35	BB	112	G	N3-C4	-6.21	1.31	1.35
35	BB	813	C	C2-N3	-6.21	1.30	1.35
35	BB	1137	G	C2-N2	-6.21	1.28	1.34
85	AA	1668	G	N9-C4	-6.21	1.32	1.38
85	AA	1799	C	C2'-C1'	-6.21	1.46	1.53
34	BA	191	G	C1'-N9	-6.21	1.38	1.46
34	BA	239	C	P-O5'	-6.21	1.53	1.59
34	BA	1109	G	N1-C2	-6.21	1.32	1.37
34	BA	1197	U	C2-N3	-6.21	1.33	1.37
34	BA	1299	G	C3'-C2'	-6.21	1.46	1.52
34	BA	1515	U	C2'-C1'	-6.21	1.46	1.53

Continued on next page...

Continued from previous page...

Mol	Chain	Res	Type	Atoms	Z	Observed(Å)	Ideal(Å)
35	BB	483	C	C1'-N1	-6.21	1.38	1.46
35	BB	628	A	N7-C5	-6.21	1.35	1.39
35	BB	1453	G	N9-C4	-6.21	1.32	1.38
38	BE	7	U	C2-N3	-6.21	1.33	1.37
38	BE	163	A	O3'-P	-6.21	1.53	1.61
40	BG	8	U	O3'-P	-6.21	1.53	1.61
85	AA	254	G	C2'-C1'	-6.21	1.46	1.53
85	AA	1170	C	O3'-P	-6.21	1.53	1.61
85	AA	1674	G	C1'-N9	-6.21	1.38	1.46
85	AA	2138	G	N9-C8	-6.21	1.33	1.37
34	BA	584	A	O3'-P	-6.21	1.53	1.61
36	BC	163	A	C1'-N9	-6.21	1.38	1.46
37	BD	61	C	C2-N3	-6.21	1.30	1.35
38	BE	35	A	N9-C4	-6.21	1.34	1.37
34	BA	273	G	P-O5'	-6.21	1.53	1.59
34	BA	324	C	O4'-C1'	-6.21	1.33	1.41
34	BA	566	G	C1'-N9	-6.21	1.38	1.46
34	BA	727	G	C1'-N9	-6.21	1.38	1.46
34	BA	1143	U	N3-C4	-6.21	1.32	1.38
35	BB	792	G	C2'-C1'	-6.21	1.46	1.53
35	BB	1104	A	C4'-O4'	-6.21	1.37	1.45
36	BC	90	U	P-O5'	-6.21	1.53	1.59
85	AA	24	U	C1'-N1	-6.21	1.38	1.46
85	AA	253	C	O3'-P	-6.21	1.53	1.61
34	BA	406	G	N3-C4	-6.21	1.31	1.35
35	BB	443	A	C5-C4	-6.21	1.34	1.38
35	BB	702	G	C2-N2	-6.21	1.28	1.34
35	BB	1134	G	C5-C6	-6.21	1.36	1.42
35	BB	1369	A	N3-C4	-6.21	1.31	1.34
35	BB	1445	A	N3-C4	-6.21	1.31	1.34
35	BB	1480	G	O3'-P	-6.21	1.53	1.61
38	BE	65	U	C4'-C3'	-6.21	1.46	1.53
39	BF	36	G	C3'-C2'	-6.21	1.46	1.52
85	AA	1102	C	P-O5'	-6.21	1.53	1.59
34	BA	418	G	N7-C5	-6.21	1.35	1.39
34	BA	897	U	C3'-C2'	-6.21	1.46	1.52
34	BA	1054	U	O4'-C1'	-6.21	1.33	1.41
34	BA	1546	C	C2-N3	-6.21	1.30	1.35
34	BA	1557	G	C3'-C2'	-6.21	1.46	1.52
35	BB	642	G	N7-C5	-6.21	1.35	1.39
23	AP	50	GLY	CA-C	-6.20	1.42	1.51
34	BA	127	U	O4'-C1'	-6.20	1.33	1.41

Continued on next page...

Continued from previous page...

Mol	Chain	Res	Type	Atoms	Z	Observed(Å)	Ideal(Å)
34	BA	395	G	C4'-O4'	-6.20	1.37	1.45
34	BA	1035	A	O3'-P	-6.20	1.53	1.61
34	BA	1282	G	C5-C4	-6.20	1.34	1.38
35	BB	102	G	C6-N1	-6.20	1.35	1.39
35	BB	789	G	C2'-C1'	-6.20	1.46	1.53
35	BB	829	C	C3'-C2'	-6.20	1.46	1.52
35	BB	1200	A	N9-C4	6.20	1.41	1.37
39	BF	9	C	C2-N3	-6.20	1.30	1.35
40	BG	169	A	N9-C8	-6.20	1.32	1.37
85	AA	863	C	C2'-C1'	-6.20	1.46	1.53
85	AA	1036	A	O3'-P	-6.20	1.53	1.61
85	AA	1656	C	P-O5'	-6.20	1.53	1.59
85	AA	1823	G	C2'-C1'	-6.20	1.46	1.53
85	AA	1915	C	O3'-P	-6.20	1.53	1.61
85	AA	2105	G	C2-N2	-6.20	1.28	1.34
85	AA	2200	A	C2'-C1'	-6.20	1.46	1.53
85	AA	2203	C	C2-N3	-6.20	1.30	1.35
86	AB	14	A	C4'-C3'	6.20	1.59	1.53
34	BA	329	G	C6-N1	-6.20	1.35	1.39
34	BA	1256	A	P-O5'	-6.20	1.53	1.59
35	BB	43	G	C6-N1	-6.20	1.35	1.39
35	BB	652	G	P-O5'	-6.20	1.53	1.59
35	BB	1036	G	N9-C4	-6.20	1.32	1.38
35	BB	1063	C	C4'-C3'	-6.20	1.46	1.53
37	BD	69	U	O3'-P	-6.20	1.53	1.61
85	AA	1290	G	C2'-C1'	-6.20	1.46	1.53
85	AA	1583	U	O3'-P	-6.20	1.53	1.61
34	BA	422	C	C4'-C3'	-6.20	1.46	1.53
34	BA	1302	C	O3'-P	-6.20	1.53	1.61
35	BB	132	G	N9-C8	-6.20	1.33	1.37
35	BB	1070	G	C2-N2	-6.20	1.28	1.34
36	BC	57	C	C2-N3	-6.20	1.30	1.35
40	BG	105	A	C2'-C1'	-6.20	1.46	1.53
85	AA	377	U	N3-C4	-6.20	1.32	1.38
85	AA	637	U	C2-N3	-6.20	1.33	1.37
85	AA	1692	U	N3-C4	-6.20	1.32	1.38
85	AA	2226	U	O3'-P	-6.20	1.53	1.61
34	BA	41	U	C2'-C1'	-6.20	1.46	1.53
34	BA	98	A	P-O5'	-6.20	1.53	1.59
34	BA	358	A	C5-C4	-6.20	1.34	1.38
34	BA	383	G	C2-N2	-6.20	1.28	1.34
34	BA	418	G	C5-C4	-6.20	1.34	1.38

Continued on next page...

Continued from previous page...

Mol	Chain	Res	Type	Atoms	Z	Observed(Å)	Ideal(Å)
34	BA	456	G	N7-C5	-6.20	1.35	1.39
34	BA	674	G	C2'-C1'	-6.20	1.46	1.53
34	BA	751	A	C8-N7	-6.20	1.27	1.31
34	BA	1428	G	N7-C5	-6.20	1.35	1.39
36	BC	119	G	C2'-C1'	-6.20	1.46	1.53
36	BC	133	C	C2'-C1'	-6.20	1.46	1.53
85	AA	10	G	C6-N1	-6.20	1.35	1.39
85	AA	451	G	P-O5'	-6.20	1.53	1.59
85	AA	537	G	O3'-P	-6.20	1.53	1.61
85	AA	877	G	C6-N1	-6.20	1.35	1.39
85	AA	1211	C	C1'-N1	-6.20	1.38	1.46
85	AA	1494	C	O3'-P	-6.20	1.53	1.61
85	AA	2220	U	P-O5'	-6.20	1.53	1.59
40	BG	179	C	P-O5'	-6.20	1.53	1.59
85	AA	1218	C	N1-C6	-6.20	1.33	1.37
85	AA	1462	A	N7-C5	-6.20	1.35	1.39
34	BA	151	A	N9-C4	6.20	1.41	1.37
34	BA	453	A	C3'-C2'	-6.20	1.46	1.52
35	BB	107	A	C3'-C2'	-6.20	1.46	1.52
35	BB	1347	C	O3'-P	-6.20	1.53	1.61
36	BC	21	U	C2-N3	-6.20	1.33	1.37
85	AA	492	C	C2'-C1'	-6.20	1.46	1.53
85	AA	506	G	C1'-N9	-6.20	1.38	1.46
85	AA	709	A	C4'-C3'	-6.20	1.46	1.53
85	AA	1110	A	C5-C4	-6.20	1.34	1.38
85	AA	1164	A	C3'-C2'	-6.20	1.46	1.52
85	AA	1203	G	P-O5'	-6.20	1.53	1.59
85	AA	2227	A	C1'-N9	-6.20	1.38	1.46
34	BA	510	U	O3'-P	-6.19	1.53	1.61
34	BA	764	G	C6-N1	-6.19	1.35	1.39
35	BB	114	A	C2'-C1'	-6.19	1.46	1.53
40	BG	21	C	C5'-C4'	6.19	1.58	1.51
85	AA	1476	C	C1'-N1	-6.19	1.38	1.46
85	AA	1492	U	C2'-C1'	-6.19	1.46	1.53
85	AA	2095	U	C2-N3	-6.19	1.33	1.37
34	BA	580	U	N1-C2	-6.19	1.32	1.38
34	BA	650	C	O3'-P	-6.19	1.53	1.61
34	BA	960	C	O3'-P	-6.19	1.53	1.61
34	BA	1261	G	C3'-C2'	-6.19	1.46	1.52
35	BB	75	A	C1'-N9	-6.19	1.38	1.46
35	BB	670	G	N9-C4	-6.19	1.32	1.38
40	BG	74	G	O3'-P	-6.19	1.53	1.61

Continued on next page...

Continued from previous page...

Mol	Chain	Res	Type	Atoms	Z	Observed(Å)	Ideal(Å)
40	BG	123	C	C2-N3	-6.19	1.30	1.35
85	AA	1451	U	C2-N3	-6.19	1.33	1.37
85	AA	1500	C	P-O5'	-6.19	1.53	1.59
85	AA	1707	G	C2'-C1'	-6.19	1.46	1.53
34	BA	1147	C	C2'-C1'	-6.19	1.46	1.53
35	BB	402	G	C2-N2	-6.19	1.28	1.34
35	BB	546	A	O4'-C1'	-6.19	1.33	1.41
35	BB	1136	G	N7-C5	-6.19	1.35	1.39
35	BB	1213	U	O3'-P	-6.19	1.53	1.61
35	BB	1289	G	O3'-P	-6.19	1.53	1.61
36	BC	34	U	C4'-O4'	-6.19	1.37	1.45
38	BE	129	G	N1-C2	-6.19	1.32	1.37
40	BG	156	G	P-O5'	-6.19	1.53	1.59
85	AA	256	A	N9-C4	-6.19	1.34	1.37
85	AA	411	U	N3-C4	-6.19	1.32	1.38
85	AA	1659	C	O3'-P	-6.19	1.53	1.61
85	AA	1987	G	P-O5'	-6.19	1.53	1.59
35	BB	445	G	C2'-C1'	-6.19	1.46	1.53
35	BB	470	C	C3'-C2'	-6.19	1.46	1.52
35	BB	806	U	C4-O4	-6.19	1.18	1.23
36	BC	90	U	C3'-C2'	-6.19	1.46	1.52
36	BC	109	A	C1'-N9	-6.19	1.38	1.46
40	BG	74	G	C5-C4	-6.19	1.34	1.38
41	BH	36	C	C4'-O4'	-6.19	1.37	1.45
85	AA	405	C	P-O5'	-6.19	1.53	1.59
85	AA	1147	A	N7-C5	-6.19	1.35	1.39
34	BA	89	G	O4'-C1'	-6.19	1.33	1.41
34	BA	1409	A	C8-N7	-6.19	1.27	1.31
36	BC	152	C	C4'-O4'	-6.19	1.37	1.45
37	BD	13	A	O3'-P	-6.19	1.53	1.61
38	BE	32	U	N1-C2	-6.19	1.32	1.38
40	BG	35	G	C3'-C2'	-6.19	1.46	1.52
40	BG	73	U	N3-C4	-6.19	1.32	1.38
40	BG	112	C	C4'-C3'	-6.19	1.46	1.53
40	BG	132	U	C2'-C1'	-6.19	1.46	1.53
85	AA	181	A	P-O5'	-6.19	1.53	1.59
85	AA	775	C	C2-N3	-6.19	1.30	1.35
34	BA	32	A	P-O5'	-6.19	1.53	1.59
34	BA	419	U	O3'-P	-6.19	1.53	1.61
34	BA	689	C	O3'-P	-6.19	1.53	1.61
34	BA	1209	A	O3'-P	-6.19	1.53	1.61
34	BA	1590	G	C2-N2	-6.19	1.28	1.34

Continued on next page...

Continued from previous page...

Mol	Chain	Res	Type	Atoms	Z	Observed(Å)	Ideal(Å)
34	BA	1735	G	C5'-C4'	-6.19	1.44	1.51
34	BA	1842	U	O3'-P	-6.19	1.53	1.61
35	BB	73	G	C6-N1	-6.19	1.35	1.39
35	BB	421	U	C2'-C1'	-6.19	1.46	1.53
35	BB	575	C	O3'-P	-6.19	1.53	1.61
85	AA	42	G	C2-N2	-6.19	1.28	1.34
85	AA	392	G	C2-N2	-6.19	1.28	1.34
85	AA	464	A	C8-N7	-6.19	1.27	1.31
85	AA	2141	G	C5-C6	-6.19	1.36	1.42
34	BA	271	C	C5'-C4'	6.18	1.58	1.51
34	BA	697	A	C2'-C1'	-6.18	1.46	1.53
34	BA	730	C	C3'-C2'	-6.18	1.46	1.52
35	BB	479	U	C2-N3	-6.18	1.33	1.37
35	BB	504	C	N1-C2	-6.18	1.33	1.40
35	BB	544	C	C2-N3	-6.18	1.30	1.35
35	BB	788	U	C1'-N1	-6.18	1.38	1.46
35	BB	1159	U	C3'-C2'	-6.18	1.46	1.52
38	BE	34	C	C3'-C2'	-6.18	1.46	1.52
34	BA	72	U	C2-N3	-6.18	1.33	1.37
34	BA	352	G	C2'-C1'	-6.18	1.46	1.53
34	BA	482	C	C5'-C4'	-6.18	1.44	1.51
34	BA	484	A	C3'-C2'	-6.18	1.46	1.52
34	BA	749	G	N9-C4	-6.18	1.33	1.38
34	BA	1147	C	C3'-C2'	-6.18	1.46	1.52
34	BA	1230	G	C5-C4	-6.18	1.34	1.38
34	BA	1452	U	C4'-C3'	-6.18	1.46	1.53
34	BA	1671	A	C3'-C2'	-6.18	1.46	1.52
35	BB	456	A	C4'-C3'	-6.18	1.46	1.53
35	BB	1035	C	O3'-P	-6.18	1.53	1.61
40	BG	21	C	C4'-O4'	6.18	1.53	1.45
85	AA	15	U	C2-N3	-6.18	1.33	1.37
85	AA	325	C	O3'-P	-6.18	1.53	1.61
85	AA	943	U	N1-C6	-6.18	1.32	1.38
85	AA	1540	A	N7-C5	-6.18	1.35	1.39
35	BB	1296	A	C3'-C2'	-6.18	1.46	1.52
85	AA	1114	A	C1'-N9	-6.18	1.38	1.46
34	BA	53	G	N9-C4	-6.18	1.33	1.38
34	BA	467	A	C5-C4	-6.18	1.34	1.38
34	BA	1226	G	C4'-C3'	-6.18	1.46	1.53
34	BA	1652	G	N7-C5	-6.18	1.35	1.39
35	BB	501	G	N9-C8	-6.18	1.33	1.37
36	BC	59	A	C2'-C1'	-6.18	1.46	1.53

Continued on next page...

Continued from previous page...

Mol	Chain	Res	Type	Atoms	Z	Observed(Å)	Ideal(Å)
36	BC	66	G	C2-N2	-6.18	1.28	1.34
37	BD	63	C	P-O5'	-6.18	1.53	1.59
38	BE	35	A	C4'-C3'	-6.18	1.46	1.53
85	AA	992	G	C3'-C2'	-6.18	1.46	1.52
85	AA	1298	G	N7-C5	-6.18	1.35	1.39
35	BB	670	G	C2'-C1'	-6.18	1.46	1.53
35	BB	877	A	C3'-C2'	-6.18	1.46	1.52
35	BB	1174	C	C2-N3	-6.18	1.30	1.35
85	AA	2054	G	N9-C8	-6.18	1.33	1.37
85	AA	2132	A	C1'-N9	-6.18	1.38	1.46
34	BA	124	G	C1'-N9	-6.18	1.38	1.46
34	BA	237	A	P-O5'	-6.18	1.53	1.59
34	BA	247	U	C3'-O3'	6.18	1.50	1.42
34	BA	324	C	C4'-O4'	-6.18	1.37	1.45
34	BA	621	G	C3'-C2'	-6.18	1.46	1.52
34	BA	719	G	C6-N1	-6.18	1.35	1.39
34	BA	885	A	C2'-C1'	-6.18	1.46	1.53
34	BA	1564	A	C5-C4	-6.18	1.34	1.38
34	BA	1679	C	N3-C4	-6.18	1.29	1.33
35	BB	507	G	C2'-C1'	-6.18	1.46	1.53
35	BB	617	C	C4-N4	-6.18	1.28	1.33
35	BB	949	G	O3'-P	-6.18	1.53	1.61
41	BH	68	G	P-O5'	-6.18	1.53	1.59
85	AA	501	A	N9-C4	-6.18	1.34	1.37
85	AA	526	G	N7-C5	-6.18	1.35	1.39
85	AA	900	G	N9-C4	-6.18	1.33	1.38
85	AA	1247	A	C5'-C4'	-6.18	1.44	1.51
85	AA	1283	C	C1'-N1	-6.18	1.38	1.46
85	AA	2005	U	O3'-P	-6.18	1.53	1.61
85	AA	2112	G	C3'-C2'	-6.18	1.46	1.52
34	BA	83	G	C8-N7	-6.17	1.27	1.30
34	BA	371	U	O3'-P	-6.17	1.53	1.61
34	BA	1668	C	C4'-C3'	-6.17	1.46	1.53
35	BB	122	U	C2'-C1'	-6.17	1.46	1.53
35	BB	788	U	O3'-P	-6.17	1.53	1.61
35	BB	1235	A	N7-C5	-6.17	1.35	1.39
35	BB	1267	C	C1'-N1	-6.17	1.38	1.46
36	BC	26	U	O4'-C1'	-6.17	1.33	1.41
37	BD	110	G	N9-C8	-6.17	1.33	1.37
38	BE	124	G	C4'-C3'	-6.17	1.46	1.53
40	BG	83	U	P-O5'	-6.17	1.53	1.59
40	BG	124	A	C1'-N9	-6.17	1.38	1.46

Continued on next page...

Continued from previous page...

Mol	Chain	Res	Type	Atoms	Z	Observed(Å)	Ideal(Å)
40	BG	142	A	N3-C4	-6.17	1.31	1.34
85	AA	855	G	O3'-P	-6.17	1.53	1.61
85	AA	2142	A	O3'-P	-6.17	1.53	1.61
34	BA	586	G	C2'-C1'	-6.17	1.46	1.53
34	BA	1048	C	C2'-C1'	-6.17	1.46	1.53
35	BB	415	A	C8-N7	-6.17	1.27	1.31
35	BB	660	G	N7-C5	-6.17	1.35	1.39
35	BB	795	A	C5-C4	-6.17	1.34	1.38
35	BB	1111	C	C2-N3	-6.17	1.30	1.35
35	BB	1145	G	C2'-C1'	-6.17	1.46	1.53
37	BD	80	G	C2'-C1'	-6.17	1.46	1.53
85	AA	104	C	C3'-C2'	-6.17	1.46	1.52
34	BA	352	G	C6-N1	-6.17	1.35	1.39
34	BA	1197	U	O4'-C1'	-6.17	1.33	1.41
34	BA	1431	G	N7-C5	-6.17	1.35	1.39
35	BB	1132	A	C3'-C2'	-6.17	1.46	1.52
35	BB	1260	A	C5-C4	-6.17	1.34	1.38
35	BB	1470	G	C5-C6	-6.17	1.36	1.42
40	BG	52	A	C2'-C1'	-6.17	1.46	1.53
85	AA	518	A	O3'-P	-6.17	1.53	1.61
85	AA	759	G	C1'-N9	-6.17	1.38	1.46
85	AA	1143	C	C4'-O4'	-6.17	1.37	1.45
85	AA	1265	C	C3'-C2'	-6.17	1.46	1.52
85	AA	1295	G	N7-C5	-6.17	1.35	1.39
85	AA	1598	A	P-O5'	-6.17	1.53	1.59
34	BA	1105	A	C3'-O3'	6.17	1.50	1.42
34	BA	1195	G	N9-C8	-6.17	1.33	1.37
34	BA	1505	G	C2-N2	-6.17	1.28	1.34
34	BA	1529	G	N3-C4	-6.17	1.31	1.35
34	BA	1648	G	C2-N2	-6.17	1.28	1.34
35	BB	52	G	N9-C8	-6.17	1.33	1.37
85	AA	2178	A	N9-C4	-6.17	1.34	1.37
34	BA	50	G	C2-N2	-6.17	1.28	1.34
34	BA	241	U	C3'-C2'	-6.17	1.46	1.52
34	BA	1489	U	N1-C2	-6.17	1.32	1.38
35	BB	1459	U	O3'-P	-6.17	1.53	1.61
37	BD	87	G	N9-C8	-6.17	1.33	1.37
38	BE	34	C	C4'-C3'	-6.17	1.46	1.53
38	BE	45	G	O3'-P	-6.17	1.53	1.61
41	BH	43	G	C4'-O4'	-6.17	1.37	1.45
85	AA	256	A	O3'-P	-6.17	1.53	1.61
85	AA	286	C	C2'-C1'	-6.17	1.46	1.53

Continued on next page...

Continued from previous page...

Mol	Chain	Res	Type	Atoms	Z	Observed(Å)	Ideal(Å)
85	AA	2007	G	C2-N3	-6.17	1.27	1.32
85	AA	2137	A	O3'-P	-6.17	1.53	1.61
34	BA	1441	C	N3-C4	-6.17	1.29	1.33
38	BE	174	U	O3'-P	-6.17	1.53	1.61
85	AA	258	G	C2'-C1'	-6.17	1.46	1.53
85	AA	369	A	C1'-N9	-6.17	1.38	1.46
85	AA	717	G	C6-N1	-6.17	1.35	1.39
85	AA	2062	U	P-O5'	-6.17	1.53	1.59
86	AB	45	U	O3'-P	-6.17	1.53	1.61
34	BA	29	U	N3-C4	-6.17	1.32	1.38
34	BA	32	A	C3'-C2'	-6.17	1.46	1.52
34	BA	687	G	N1-C2	-6.17	1.32	1.37
34	BA	1564	A	C8-N7	-6.17	1.27	1.31
40	BG	154	C	P-O5'	-6.17	1.53	1.59
85	AA	449	G	C3'-C2'	-6.17	1.46	1.52
85	AA	1687	U	O3'-P	-6.17	1.53	1.61
34	BA	368	U	O3'-P	-6.16	1.53	1.61
34	BA	1254	C	C4'-C3'	-6.16	1.46	1.53
34	BA	1533	G	C5-C4	-6.16	1.34	1.38
35	BB	53	C	O3'-P	-6.16	1.53	1.61
35	BB	1089	A	C2'-C1'	-6.16	1.46	1.53
35	BB	1452	U	C2-N3	-6.16	1.33	1.37
36	BC	164	G	C1'-N9	-6.16	1.38	1.46
40	BG	119	A	O4'-C1'	-6.16	1.33	1.41
85	AA	279	C	P-O5'	-6.16	1.53	1.59
85	AA	316	C	O3'-P	-6.16	1.53	1.61
85	AA	718	C	O3'-P	-6.16	1.53	1.61
85	AA	1465	C	C2-N3	-6.16	1.30	1.35
85	AA	2152	C	C2'-C1'	-6.16	1.46	1.53
34	BA	141	G	N7-C5	-6.16	1.35	1.39
34	BA	602	G	C2-N3	-6.16	1.27	1.32
34	BA	909	G	C4'-O4'	-6.16	1.37	1.45
34	BA	931	G	N1-C2	-6.16	1.32	1.37
34	BA	934	G	C2'-C1'	-6.16	1.46	1.53
34	BA	1530	G	N9-C4	-6.16	1.33	1.38
35	BB	576	A	P-O5'	-6.16	1.53	1.59
35	BB	985	A	O3'-P	-6.16	1.53	1.61
39	BF	58	U	C2-N3	-6.16	1.33	1.37
34	BA	79	C	C1'-N1	-6.16	1.38	1.46
34	BA	248	G	C4'-C3'	6.16	1.59	1.53
34	BA	494	A	C5-C4	-6.16	1.34	1.38
34	BA	1218	G	C2'-C1'	-6.16	1.46	1.53

Continued on next page...

Continued from previous page...

Mol	Chain	Res	Type	Atoms	Z	Observed(Å)	Ideal(Å)
34	BA	1403	G	P-O5'	-6.16	1.53	1.59
35	BB	1173	C	O3'-P	-6.16	1.53	1.61
35	BB	1188	A	O3'-P	-6.16	1.53	1.61
35	BB	1355	C	P-O5'	-6.16	1.53	1.59
36	BC	136	G	N1-C2	-6.16	1.32	1.37
38	BE	30	C	C4-N4	-6.16	1.28	1.33
85	AA	516	G	C5-C4	-6.16	1.34	1.38
85	AA	1134	G	O3'-P	-6.16	1.53	1.61
34	BA	396	U	N1-C2	-6.16	1.33	1.38
34	BA	1241	U	N1-C2	-6.16	1.33	1.38
35	BB	518	G	C1'-N9	-6.16	1.38	1.46
35	BB	1026	G	C3'-O3'	6.16	1.50	1.42
35	BB	1032	U	N1-C2	-6.16	1.33	1.38
37	BD	71	G	C5-C4	-6.16	1.34	1.38
37	BD	87	G	C2-N2	-6.16	1.28	1.34
40	BG	51	U	C4'-O4'	-6.16	1.37	1.45
40	BG	102	G	N7-C5	-6.16	1.35	1.39
85	AA	696	G	C5-C4	-6.16	1.34	1.38
85	AA	815	G	C2-N3	6.16	1.37	1.32
85	AA	984	A	O3'-P	-6.16	1.53	1.61
85	AA	1558	U	O3'-P	-6.16	1.53	1.61
34	BA	447	U	C5'-C4'	-6.16	1.44	1.51
34	BA	1654	G	N1-C2	-6.16	1.32	1.37
34	BA	1703	A	C5-C4	-6.16	1.34	1.38
35	BB	135	C	C2'-C1'	-6.16	1.46	1.53
35	BB	1060	U	C4'-C3'	-6.16	1.46	1.53
40	BG	162	A	N7-C5	-6.16	1.35	1.39
85	AA	46	U	C2-N3	-6.16	1.33	1.37
85	AA	2231	G	C5'-C4'	6.16	1.58	1.51
34	BA	12	G	C5-C4	-6.16	1.34	1.38
34	BA	31	A	C5-C4	-6.16	1.34	1.38
34	BA	270	U	O3'-P	-6.16	1.53	1.61
34	BA	500	C	C2-N3	-6.16	1.30	1.35
34	BA	628	U	C2'-C1'	-6.16	1.46	1.53
34	BA	744	G	N1-C2	-6.16	1.32	1.37
34	BA	902	C	N1-C6	-6.16	1.33	1.37
34	BA	976	C	C3'-C2'	-6.16	1.46	1.52
35	BB	548	A	P-O5'	-6.16	1.53	1.59
35	BB	1052	G	C5-C4	-6.16	1.34	1.38
35	BB	1498	G	C2-N2	-6.16	1.28	1.34
36	BC	73	U	O3'-P	-6.16	1.53	1.61
41	BH	35	G	N9-C8	-6.16	1.33	1.37

Continued on next page...

Continued from previous page...

Mol	Chain	Res	Type	Atoms	Z	Observed(Å)	Ideal(Å)
85	AA	11	A	C4'-C3'	-6.16	1.46	1.53
85	AA	484	G	C4'-C3'	-6.16	1.46	1.53
85	AA	1030	U	O3'-P	-6.16	1.53	1.61
85	AA	1141	U	P-O5'	-6.16	1.53	1.59
85	AA	1201	A	C2'-C1'	-6.16	1.46	1.53
85	AA	1279	A	N7-C5	-6.16	1.35	1.39
85	AA	1520	A	C5-C4	-6.16	1.34	1.38
85	AA	2150	G	C2-N2	-6.16	1.28	1.34
34	BA	1253	G	N3-C4	-6.15	1.31	1.35
38	BE	66	A	C3'-C2'	-6.15	1.46	1.52
40	BG	151	A	C3'-C2'	-6.15	1.46	1.52
85	AA	718	C	C3'-C2'	-6.15	1.46	1.52
85	AA	1515	A	N9-C4	-6.15	1.34	1.37
85	AA	1660	U	C2'-C1'	-6.15	1.46	1.53
34	BA	32	A	N7-C5	-6.15	1.35	1.39
34	BA	478	G	O3'-P	-6.15	1.53	1.61
34	BA	1240	G	C8-N7	-6.15	1.27	1.30
35	BB	100	A	C4'-C3'	-6.15	1.46	1.53
35	BB	541	U	C2'-C1'	-6.15	1.46	1.53
35	BB	1098	G	C2'-C1'	-6.15	1.46	1.53
35	BB	1372	G	N9-C4	-6.15	1.33	1.38
36	BC	133	C	O3'-P	-6.15	1.53	1.61
38	BE	21	C	C2-N3	-6.15	1.30	1.35
38	BE	126	G	C4'-C3'	6.15	1.59	1.53
41	BH	44	A	C5-C6	-6.15	1.35	1.41
85	AA	802	A	C5'-C4'	6.15	1.58	1.51
85	AA	1268	C	C2'-C1'	-6.15	1.46	1.53
85	AA	1518	A	C3'-C2'	-6.15	1.46	1.52
85	AA	2171	A	O3'-P	-6.15	1.53	1.61
34	BA	94	G	C2-N2	-6.15	1.28	1.34
34	BA	824	C	C2-N3	-6.15	1.30	1.35
34	BA	1368	G	P-O5'	-6.15	1.53	1.59
35	BB	1307	C	C2-N3	-6.15	1.30	1.35
36	BC	152	C	C1'-N1	-6.15	1.38	1.46
37	BD	92	G	N9-C8	-6.15	1.33	1.37
40	BG	93	U	C3'-C2'	-6.15	1.46	1.52
40	BG	125	C	P-O5'	-6.15	1.53	1.59
41	BH	64	U	C2-N3	-6.15	1.33	1.37
85	AA	256	A	C1'-N9	-6.15	1.38	1.46
85	AA	353	G	N9-C4	-6.15	1.33	1.38
85	AA	1902	C	P-O5'	-6.15	1.53	1.59
34	BA	1558	C	C2-N3	-6.15	1.30	1.35

Continued on next page...

Continued from previous page...

Mol	Chain	Res	Type	Atoms	Z	Observed(Å)	Ideal(Å)
35	BB	1084	A	N3-C4	-6.15	1.31	1.34
34	BA	293	A	N7-C5	-6.15	1.35	1.39
34	BA	624	G	O3'-P	-6.15	1.53	1.61
34	BA	949	C	C4'-C3'	-6.15	1.46	1.53
34	BA	1210	A	C5-C4	-6.15	1.34	1.38
34	BA	1333	G	C6-N1	-6.15	1.35	1.39
35	BB	572	G	O3'-P	-6.15	1.53	1.61
35	BB	1288	G	C3'-C2'	-6.15	1.46	1.52
40	BG	5	G	C4'-C3'	-6.15	1.46	1.53
40	BG	76	C	O4'-C1'	-6.15	1.33	1.41
85	AA	314	C	C4-C5	-6.15	1.38	1.43
85	AA	421	G	C2-N2	-6.15	1.28	1.34
85	AA	573	U	O3'-P	-6.15	1.53	1.61
85	AA	2179	C	C2-N3	-6.15	1.30	1.35
35	BB	75	A	C3'-C2'	-6.15	1.46	1.52
35	BB	87	G	C2'-C1'	-6.15	1.46	1.53
85	AA	452	A	N9-C4	-6.15	1.34	1.37
34	BA	340	U	C4'-C3'	-6.14	1.46	1.53
34	BA	860	G	N3-C4	-6.14	1.31	1.35
34	BA	1704	G	N9-C8	-6.14	1.33	1.37
35	BB	19	C	C3'-C2'	-6.14	1.46	1.52
35	BB	816	U	C2'-C1'	-6.14	1.46	1.53
35	BB	1108	G	C1'-N9	-6.14	1.38	1.46
35	BB	1147	G	N9-C4	-6.14	1.33	1.38
38	BE	175	U	C2-N3	-6.14	1.33	1.37
41	BH	43	G	C5-C4	-6.14	1.34	1.38
85	AA	430	G	O3'-P	-6.14	1.53	1.61
85	AA	672	U	C2-N3	-6.14	1.33	1.37
34	BA	184	C	O3'-P	-6.14	1.53	1.61
34	BA	203	U	C4'-C3'	-6.14	1.46	1.53
34	BA	302	A	P-O5'	-6.14	1.53	1.59
34	BA	655	U	P-O5'	-6.14	1.53	1.59
34	BA	982	A	N7-C5	-6.14	1.35	1.39
34	BA	1657	A	O3'-P	-6.14	1.53	1.61
34	BA	1693	U	C3'-C2'	-6.14	1.46	1.52
35	BB	126	C	C4-N4	-6.14	1.28	1.33
35	BB	412	A	P-O5'	-6.14	1.53	1.59
35	BB	436	G	C5-C6	-6.14	1.36	1.42
35	BB	553	U	C2-N3	-6.14	1.33	1.37
35	BB	1090	A	P-O5'	-6.14	1.53	1.59
85	AA	658	C	C3'-C2'	-6.14	1.46	1.52
85	AA	1129	A	C3'-C2'	-6.14	1.46	1.52

Continued on next page...

Continued from previous page...

Mol	Chain	Res	Type	Atoms	Z	Observed(Å)	Ideal(Å)
85	AA	1487	G	N1-C2	-6.14	1.32	1.37
34	BA	1722	U	O3'-P	-6.14	1.53	1.61
35	BB	495	A	C3'-C2'	-6.14	1.46	1.52
37	BD	26	C	C3'-C2'	-6.14	1.46	1.52
40	BG	115	C	C4'-C3'	-6.14	1.46	1.53
85	AA	46	U	P-O5'	-6.14	1.53	1.59
85	AA	141	A	C2'-C1'	-6.14	1.46	1.53
85	AA	821	U	O3'-P	-6.14	1.53	1.61
85	AA	997	U	C4'-C3'	-6.14	1.46	1.53
34	BA	319	C	C1'-N1	-6.14	1.38	1.46
34	BA	616	G	N7-C5	-6.14	1.35	1.39
34	BA	1265	G	C3'-C2'	-6.14	1.46	1.52
35	BB	365	U	P-O5'	-6.14	1.53	1.59
35	BB	1111	C	C3'-C2'	-6.14	1.46	1.52
40	BG	76	C	C2'-C1'	-6.14	1.46	1.53
41	BH	33	G	N7-C5	-6.14	1.35	1.39
64	Be	163	ARG	CD-NE	6.14	1.56	1.46
85	AA	681	G	C2'-C1'	-6.14	1.46	1.53
85	AA	1118	U	N3-C4	-6.14	1.32	1.38
85	AA	1820	G	O3'-P	-6.14	1.53	1.61
85	AA	1923	A	N3-C4	-6.14	1.31	1.34
85	AA	2117	U	C2'-C1'	-6.14	1.46	1.53
34	BA	956	G	C6-N1	-6.14	1.35	1.39
34	BA	1249	G	C2'-C1'	-6.14	1.46	1.53
35	BB	1441	C	P-O5'	-6.14	1.53	1.59
85	AA	9	U	C1'-N1	-6.14	1.38	1.46
85	AA	1808	G	N7-C5	-6.14	1.35	1.39
86	AB	62	C	P-O5'	-6.14	1.53	1.59
34	BA	237	A	N7-C5	-6.14	1.35	1.39
34	BA	681	G	O4'-C1'	-6.14	1.33	1.41
34	BA	690	G	C4'-O4'	-6.14	1.37	1.45
34	BA	1232	C	C2-N3	-6.14	1.30	1.35
35	BB	1023	G	N7-C5	-6.14	1.35	1.39
36	BC	63	G	O3'-P	-6.14	1.53	1.61
85	AA	628	C	P-O5'	-6.14	1.53	1.59
85	AA	1167	G	C2'-C1'	-6.14	1.46	1.53
34	BA	229	C	O3'-P	-6.13	1.53	1.61
34	BA	363	G	C5-C4	-6.13	1.34	1.38
34	BA	909	G	C6-N1	-6.13	1.35	1.39
34	BA	913	U	C2-N3	-6.13	1.33	1.37
34	BA	1663	U	C3'-C2'	-6.13	1.46	1.52
34	BA	1798	G	O4'-C1'	-6.13	1.33	1.41

Continued on next page...

Continued from previous page...

Mol	Chain	Res	Type	Atoms	Z	Observed(Å)	Ideal(Å)
35	BB	462	G	C1'-N9	-6.13	1.38	1.46
85	AA	149	A	C1'-N9	-6.13	1.38	1.46
85	AA	741	G	C2-N2	-6.13	1.28	1.34
85	AA	811	A	C3'-C2'	-6.13	1.46	1.52
85	AA	868	A	N9-C4	-6.13	1.34	1.37
85	AA	1541	G	O4'-C1'	-6.13	1.33	1.41
85	AA	2138	G	P-O5'	-6.13	1.53	1.59
34	BA	217	C	O3'-P	-6.13	1.53	1.61
34	BA	407	A	C2'-C1'	-6.13	1.46	1.53
34	BA	741	A	N9-C8	-6.13	1.32	1.37
34	BA	1011	G	N7-C5	-6.13	1.35	1.39
35	BB	1235	A	C3'-C2'	-6.13	1.46	1.52
37	BD	1	G	N3-C4	-6.13	1.31	1.35
38	BE	126	G	C3'-O3'	6.13	1.50	1.42
85	AA	1834	U	P-O5'	-6.13	1.53	1.59
34	BA	89	G	O3'-P	-6.13	1.53	1.61
34	BA	111	U	O4'-C1'	-6.13	1.33	1.41
34	BA	143	A	C1'-N9	-6.13	1.38	1.46
34	BA	1036	G	N9-C8	-6.13	1.33	1.37
34	BA	1228	G	O3'-P	-6.13	1.53	1.61
35	BB	57	G	O3'-P	-6.13	1.53	1.61
35	BB	1139	A	C4'-C3'	-6.13	1.46	1.53
39	BF	4	A	N3-C4	-6.13	1.31	1.34
39	BF	23	G	C1'-N9	-6.13	1.38	1.46
34	BA	321	G	C1'-N9	-6.13	1.38	1.46
34	BA	1072	U	O3'-P	-6.13	1.53	1.61
34	BA	1506	C	C5'-C4'	6.13	1.58	1.51
35	BB	1484	A	C6-N6	-6.13	1.29	1.33
36	BC	146	U	C5'-C4'	-6.13	1.44	1.51
37	BD	56	G	N3-C4	-6.13	1.31	1.35
40	BG	55	A	O3'-P	-6.13	1.53	1.61
40	BG	101	G	O3'-P	-6.13	1.53	1.61
41	BH	29	G	C6-O6	-6.13	1.18	1.24
85	AA	1703	A	C5'-C4'	-6.13	1.44	1.51
34	BA	166	G	C5-C4	-6.13	1.34	1.38
34	BA	404	C	C2'-C1'	-6.13	1.46	1.53
34	BA	490	A	C5-C4	-6.13	1.34	1.38
34	BA	904	G	O3'-P	-6.13	1.53	1.61
35	BB	95	A	N9-C8	-6.13	1.32	1.37
35	BB	756	C	C2'-C1'	-6.13	1.46	1.53
35	BB	1184	C	C2'-C1'	-6.13	1.46	1.53
36	BC	122	A	N9-C4	-6.13	1.34	1.37

Continued on next page...

Continued from previous page...

Mol	Chain	Res	Type	Atoms	Z	Observed(Å)	Ideal(Å)
38	BE	139	U	O4'-C1'	-6.13	1.33	1.41
38	BE	165	U	O3'-P	-6.13	1.53	1.61
40	BG	88	G	C2-N2	-6.13	1.28	1.34
85	AA	1595	G	P-O5'	-6.13	1.53	1.59
86	AB	28	G	P-O5'	-6.13	1.53	1.59
34	BA	381	A	C1'-N9	-6.13	1.38	1.46
34	BA	502	U	C5'-C4'	-6.13	1.44	1.51
34	BA	1296	U	C2-N3	-6.13	1.33	1.37
34	BA	1703	A	O3'-P	-6.13	1.53	1.61
34	BA	1798	G	C2'-C1'	-6.13	1.46	1.53
35	BB	655	U	C3'-C2'	-6.13	1.46	1.52
35	BB	984	U	P-O5'	-6.13	1.53	1.59
35	BB	1392	A	N9-C4	-6.13	1.34	1.37
39	BF	68	C	O3'-P	-6.13	1.53	1.61
40	BG	30	C	C4'-C3'	-6.13	1.46	1.53
40	BG	135	C	C1'-N1	-6.13	1.38	1.46
41	BH	5	G	C2'-C1'	-6.13	1.46	1.53
41	BH	65	G	O3'-P	-6.13	1.53	1.61
85	AA	453	G	O3'-P	-6.13	1.53	1.61
85	AA	687	G	C5-C6	-6.13	1.36	1.42
85	AA	849	A	C2'-C1'	-6.13	1.46	1.53
85	AA	1163	G	C6-N1	-6.13	1.35	1.39
85	AA	2130	G	C2'-C1'	-6.13	1.46	1.53
85	AA	2135	A	C2'-C1'	-6.13	1.46	1.53
34	BA	1004	U	O3'-P	-6.12	1.53	1.61
34	BA	1664	C	C3'-C2'	-6.12	1.46	1.52
35	BB	587	A	N7-C5	-6.12	1.35	1.39
35	BB	1005	A	O3'-P	-6.12	1.53	1.61
35	BB	1355	C	C3'-C2'	-6.12	1.46	1.52
40	BG	77	U	C4'-C3'	-6.12	1.46	1.53
41	BH	21	G	N9-C8	-6.12	1.33	1.37
85	AA	79	G	C2'-C1'	-6.12	1.46	1.53
85	AA	1095	C	C2'-C1'	-6.12	1.46	1.53
34	BA	795	G	O3'-P	-6.12	1.53	1.61
34	BA	1094	U	N3-C4	-6.12	1.32	1.38
36	BC	36	G	C5-C6	-6.12	1.36	1.42
40	BG	74	G	C3'-C2'	-6.12	1.46	1.52
85	AA	317	A	C2'-C1'	-6.12	1.46	1.53
85	AA	442	G	C2-N3	-6.12	1.27	1.32
85	AA	567	G	P-O5'	-6.12	1.53	1.59
85	AA	983	A	C8-N7	-6.12	1.27	1.31
85	AA	1154	A	C5'-C4'	6.12	1.58	1.51

Continued on next page...

Continued from previous page...

Mol	Chain	Res	Type	Atoms	Z	Observed(Å)	Ideal(Å)
85	AA	1355	U	C4'-C3'	6.12	1.59	1.53
85	AA	1839	G	N9-C4	-6.12	1.33	1.38
85	AA	1852	U	C2-N3	-6.12	1.33	1.37
85	AA	2176	U	O4'-C1'	-6.12	1.33	1.41
86	AB	26	A	C2'-C1'	-6.12	1.46	1.53
34	BA	63	A	C2'-C1'	-6.12	1.46	1.53
34	BA	131	A	C2'-C1'	-6.12	1.46	1.53
34	BA	446	U	P-O5'	-6.12	1.53	1.59
34	BA	732	A	C3'-C2'	-6.12	1.46	1.52
35	BB	28	G	C8-N7	-6.12	1.27	1.30
35	BB	113	C	O4'-C1'	-6.12	1.33	1.41
35	BB	384	A	N7-C5	-6.12	1.35	1.39
35	BB	395	U	O3'-P	-6.12	1.53	1.61
35	BB	766	G	O3'-P	-6.12	1.53	1.61
35	BB	1105	G	N3-C4	-6.12	1.31	1.35
35	BB	1328	C	P-O5'	-6.12	1.53	1.59
35	BB	1424	G	C5-C4	-6.12	1.34	1.38
40	BG	81	G	N7-C5	-6.12	1.35	1.39
40	BG	91	U	C2-N3	-6.12	1.33	1.37
85	AA	155	U	N3-C4	-6.12	1.32	1.38
85	AA	1265	C	C2-N3	-6.12	1.30	1.35
34	BA	1040	G	C1'-N9	-6.12	1.38	1.46
34	BA	1044	A	C1'-N9	-6.12	1.38	1.46
35	BB	415	A	O3'-P	-6.12	1.53	1.61
35	BB	1371	G	N7-C5	-6.12	1.35	1.39
41	BH	22	A	P-O5'	-6.12	1.53	1.59
85	AA	1548	A	N9-C4	-6.12	1.34	1.37
34	BA	11	U	N1-C2	-6.12	1.33	1.38
34	BA	324	C	C2'-C1'	-6.12	1.46	1.53
34	BA	373	G	C6-N1	-6.12	1.35	1.39
34	BA	698	U	C3'-C2'	-6.12	1.46	1.52
34	BA	818	G	C5-C4	-6.12	1.34	1.38
34	BA	971	G	C2'-C1'	-6.12	1.46	1.53
34	BA	1044	A	C3'-C2'	-6.12	1.46	1.52
34	BA	1462	U	C5'-C4'	-6.12	1.44	1.51
34	BA	1688	G	C1'-N9	-6.12	1.38	1.46
35	BB	431	U	C2-N3	-6.12	1.33	1.37
35	BB	511	A	N7-C5	-6.12	1.35	1.39
35	BB	975	G	N7-C5	-6.12	1.35	1.39
36	BC	69	U	C2'-C1'	-6.12	1.46	1.53
36	BC	113	G	C3'-C2'	-6.12	1.46	1.52
38	BE	172	U	C3'-C2'	-6.12	1.46	1.52

Continued on next page...

Continued from previous page...

Mol	Chain	Res	Type	Atoms	Z	Observed(Å)	Ideal(Å)
40	BG	178	G	N1-C2	-6.12	1.32	1.37
85	AA	554	A	C2'-C1'	-6.12	1.46	1.53
85	AA	1305	A	N7-C5	-6.12	1.35	1.39
85	AA	1698	A	O3'-P	-6.12	1.53	1.61
34	BA	1817	G	N9-C4	-6.12	1.33	1.38
35	BB	51	U	O3'-P	-6.12	1.53	1.61
85	AA	77	C	N1-C6	6.12	1.40	1.37
85	AA	638	G	O3'-P	-6.12	1.53	1.61
85	AA	1157	U	C2-N3	-6.12	1.33	1.37
85	AA	1992	A	P-O5'	-6.12	1.53	1.59
34	BA	115	U	C1'-N1	-6.12	1.38	1.46
34	BA	316	G	C5-C4	-6.12	1.34	1.38
34	BA	722	A	O3'-P	-6.12	1.53	1.61
34	BA	882	G	C5-C4	-6.12	1.34	1.38
34	BA	969	A	C8-N7	-6.12	1.27	1.31
34	BA	1158	A	N3-C4	-6.12	1.31	1.34
34	BA	1527	G	N1-C2	-6.12	1.32	1.37
38	BE	26	G	C2'-C1'	-6.12	1.46	1.53
40	BG	123	C	C2'-C1'	-6.12	1.46	1.53
85	AA	400	G	C1'-N9	-6.12	1.38	1.46
85	AA	1545	U	C2-N3	-6.12	1.33	1.37
34	BA	98	A	N9-C8	-6.11	1.32	1.37
34	BA	900	A	N3-C4	-6.11	1.31	1.34
34	BA	1530	G	C5-C4	-6.11	1.34	1.38
35	BB	519	A	O3'-P	-6.11	1.53	1.61
35	BB	700	C	C2-N3	-6.11	1.30	1.35
35	BB	1090	A	O3'-P	-6.11	1.53	1.61
35	BB	1092	G	C2'-C1'	-6.11	1.46	1.53
35	BB	1249	G	C6-N1	-6.11	1.35	1.39
35	BB	1404	A	O3'-P	-6.11	1.53	1.61
38	BE	14	C	N3-C4	-6.11	1.29	1.33
40	BG	148	C	C4'-C3'	-6.11	1.46	1.53
41	BH	36	C	C4'-C3'	-6.11	1.46	1.53
85	AA	115	U	C3'-C2'	-6.11	1.46	1.52
85	AA	1177	G	C2-N2	-6.11	1.28	1.34
85	AA	1887	G	O3'-P	-6.11	1.53	1.61
85	AA	1910	A	N3-C4	-6.11	1.31	1.34
34	BA	943	G	C2-N3	-6.11	1.27	1.32
34	BA	1498	A	C1'-N9	-6.11	1.38	1.46
34	BA	1522	G	N1-C2	-6.11	1.32	1.37
35	BB	471	U	C2-N3	-6.11	1.33	1.37
35	BB	1272	G	C6-N1	-6.11	1.35	1.39

Continued on next page...

Continued from previous page...

Mol	Chain	Res	Type	Atoms	Z	Observed(Å)	Ideal(Å)
85	AA	239	G	P-O5'	-6.11	1.53	1.59
34	BA	112	C	C4'-C3'	-6.11	1.46	1.53
34	BA	215	C	O3'-P	-6.11	1.53	1.61
34	BA	321	G	N9-C4	-6.11	1.33	1.38
34	BA	1232	C	N1-C6	-6.11	1.33	1.37
35	BB	23	U	C2'-C1'	-6.11	1.46	1.53
35	BB	616	U	C4'-C3'	-6.11	1.46	1.53
35	BB	684	U	N3-C4	-6.11	1.32	1.38
35	BB	1358	A	O3'-P	-6.11	1.53	1.61
37	BD	49	A	P-O5'	-6.11	1.53	1.59
40	BG	28	A	C4'-C3'	-6.11	1.46	1.53
85	AA	309	G	C2'-C1'	-6.11	1.46	1.53
85	AA	1197	U	C4'-C3'	-6.11	1.46	1.53
85	AA	2210	C	C3'-C2'	-6.11	1.46	1.52
85	AA	2226	U	C5'-C4'	6.11	1.58	1.51
34	BA	267	G	P-O5'	-6.11	1.53	1.59
34	BA	1470	G	C5-C4	-6.11	1.34	1.38
35	BB	643	G	C4'-C3'	-6.11	1.46	1.53
85	AA	2141	G	P-O5'	-6.11	1.53	1.59
34	BA	753	G	C4'-C3'	-6.11	1.46	1.53
34	BA	1273	U	N1-C2	-6.11	1.33	1.38
34	BA	1278	A	C5-C4	-6.11	1.34	1.38
34	BA	1639	U	C4'-O4'	-6.11	1.37	1.45
34	BA	1683	C	O3'-P	-6.11	1.53	1.61
34	BA	1688	G	O3'-P	-6.11	1.53	1.61
35	BB	665	A	C5-C4	-6.11	1.34	1.38
35	BB	1250	A	N9-C4	-6.11	1.34	1.37
35	BB	1333	U	O3'-P	-6.11	1.53	1.61
37	BD	6	C	C4'-C3'	-6.11	1.46	1.53
40	BG	15	G	C3'-C2'	-6.11	1.46	1.52
40	BG	178	G	C6-N1	-6.11	1.35	1.39
41	BH	27	A	C4'-C3'	6.11	1.59	1.53
85	AA	120	C	C2-N3	-6.11	1.30	1.35
85	AA	181	A	N9-C4	-6.11	1.34	1.37
85	AA	1506	U	O4'-C1'	-6.11	1.33	1.41
85	AA	1991	C	O3'-P	-6.11	1.53	1.61
85	AA	2194	U	C1'-N1	-6.11	1.38	1.46
34	BA	676	G	C2-N2	-6.11	1.28	1.34
34	BA	957	A	C1'-N9	-6.11	1.38	1.46
34	BA	1031	U	C2'-C1'	-6.11	1.46	1.53
34	BA	1405	A	O4'-C1'	-6.11	1.33	1.41
34	BA	1451	A	N9-C8	-6.11	1.32	1.37

Continued on next page...

Continued from previous page...

Mol	Chain	Res	Type	Atoms	Z	Observed(Å)	Ideal(Å)
34	BA	1641	G	N1-C2	-6.11	1.32	1.37
34	BA	1806	A	P-O5'	-6.11	1.53	1.59
35	BB	688	U	C3'-C2'	-6.11	1.46	1.52
35	BB	773	G	C1'-N9	-6.11	1.38	1.46
36	BC	167	U	N1-C2	-6.11	1.33	1.38
37	BD	109	U	O3'-P	-6.11	1.53	1.61
41	BH	27	A	C3'-O3'	6.11	1.50	1.42
85	AA	285	C	C5'-C4'	6.11	1.58	1.51
85	AA	377	U	C3'-C2'	-6.11	1.46	1.52
85	AA	1980	A	O3'-P	-6.11	1.53	1.61
35	BB	436	G	O3'-P	-6.10	1.53	1.61
35	BB	515	C	C3'-C2'	-6.10	1.46	1.52
36	BC	101	U	C4'-C3'	-6.10	1.46	1.53
38	BE	40	C	C4'-O4'	-6.10	1.37	1.45
85	AA	2017	U	C2'-C1'	-6.10	1.46	1.53
34	BA	67	A	N3-C4	-6.10	1.31	1.34
34	BA	88	C	C4'-C3'	-6.10	1.46	1.53
34	BA	681	G	C4'-O4'	-6.10	1.37	1.45
34	BA	794	G	N1-C2	-6.10	1.32	1.37
34	BA	886	G	C3'-C2'	-6.10	1.46	1.52
34	BA	1017	C	N1-C6	-6.10	1.33	1.37
34	BA	1214	U	C2-N3	-6.10	1.33	1.37
34	BA	1691	G	C5-C6	-6.10	1.36	1.42
35	BB	13	A	N9-C4	-6.10	1.34	1.37
35	BB	361	A	P-O5'	-6.10	1.53	1.59
35	BB	608	A	C2'-C1'	-6.10	1.46	1.53
35	BB	1176	G	C6-N1	-6.10	1.35	1.39
35	BB	1181	A	C5-C4	-6.10	1.34	1.38
35	BB	1286	G	C5-C4	-6.10	1.34	1.38
40	BG	154	C	C4'-C3'	-6.10	1.46	1.53
47	BN	34	PRO	CA-C	-6.10	1.40	1.52
85	AA	474	C	C5'-C4'	-6.10	1.44	1.51
85	AA	1212	C	O3'-P	-6.10	1.53	1.61
85	AA	1450	U	N3-C4	-6.10	1.32	1.38
85	AA	1712	A	P-O5'	-6.10	1.53	1.59
85	AA	1986	G	P-O5'	-6.10	1.53	1.59
34	BA	1634	A	C8-N7	-6.10	1.27	1.31
35	BB	1240	A	C4'-C3'	-6.10	1.46	1.53
41	BH	131	A	C2'-C1'	-6.10	1.46	1.53
34	BA	500	C	C1'-N1	-6.10	1.38	1.46
34	BA	943	G	C5-C4	-6.10	1.34	1.38
34	BA	1064	A	C1'-N9	-6.10	1.38	1.46

Continued on next page...

Continued from previous page...

Mol	Chain	Res	Type	Atoms	Z	Observed(Å)	Ideal(Å)
34	BA	1252	G	P-O5'	-6.10	1.53	1.59
34	BA	1433	U	O4'-C1'	-6.10	1.33	1.41
34	BA	1478	G	N7-C5	-6.10	1.35	1.39
34	BA	1693	U	C2'-C1'	-6.10	1.46	1.53
35	BB	8	U	O4'-C1'	-6.10	1.33	1.41
35	BB	43	G	N7-C5	-6.10	1.35	1.39
35	BB	261	C	O3'-P	-6.10	1.53	1.61
35	BB	699	U	C2-N3	-6.10	1.33	1.37
35	BB	882	U	O3'-P	-6.10	1.53	1.61
69	Bj	67	LEU	N-CA	-6.10	1.34	1.46
85	AA	1213	U	O4'-C1'	-6.10	1.33	1.41
34	BA	136	A	C5-C4	-6.10	1.34	1.38
34	BA	430	A	C1'-N9	-6.10	1.38	1.46
34	BA	603	U	C5'-C4'	-6.10	1.44	1.51
34	BA	720	A	C2'-C1'	-6.10	1.46	1.53
34	BA	730	C	N1-C6	-6.10	1.33	1.37
34	BA	1248	A	N9-C4	-6.10	1.34	1.37
34	BA	1531	G	C2-N2	-6.10	1.28	1.34
35	BB	12	G	C2'-C1'	-6.10	1.46	1.53
35	BB	164	U	P-O5'	-6.10	1.53	1.59
35	BB	1311	G	N1-C2	-6.10	1.32	1.37
35	BB	1460	G	N9-C4	-6.10	1.33	1.38
36	BC	47	C	O3'-P	-6.10	1.53	1.61
38	BE	49	A	C5-C4	-6.10	1.34	1.38
39	BF	34	C	O3'-P	-6.10	1.53	1.61
40	BG	12	A	O3'-P	-6.10	1.53	1.61
41	BH	36	C	C1'-N1	-6.10	1.38	1.46
85	AA	2091	C	C3'-C2'	-6.10	1.46	1.52
34	BA	102	G	N1-C2	-6.10	1.32	1.37
34	BA	432	A	C2'-C1'	-6.10	1.46	1.53
34	BA	1466	U	P-O5'	-6.10	1.53	1.59
85	AA	661	C	N1-C6	-6.10	1.33	1.37
85	AA	1708	A	N7-C5	-6.10	1.35	1.39
34	BA	305	C	C2'-C1'	-6.09	1.46	1.53
34	BA	339	G	N1-C2	-6.09	1.32	1.37
34	BA	732	A	P-O5'	-6.09	1.53	1.59
34	BA	868	C	C2'-C1'	-6.09	1.46	1.53
34	BA	911	G	C2-N2	-6.09	1.28	1.34
34	BA	974	G	C4'-C3'	-6.09	1.46	1.53
34	BA	1746	G	P-O5'	-6.09	1.53	1.59
35	BB	456	A	N3-C4	-6.09	1.31	1.34
35	BB	482	A	C8-N7	-6.09	1.27	1.31

Continued on next page...

Continued from previous page...

Mol	Chain	Res	Type	Atoms	Z	Observed(Å)	Ideal(Å)
35	BB	792	G	C2-N3	-6.09	1.27	1.32
37	BD	2	G	P-O5'	-6.09	1.53	1.59
38	BE	47	U	N3-C4	-6.09	1.32	1.38
38	BE	92	C	O3'-P	-6.09	1.53	1.61
85	AA	915	G	N9-C4	-6.09	1.33	1.38
85	AA	1153	G	N9-C4	-6.09	1.33	1.38
85	AA	1857	G	O3'-P	-6.09	1.53	1.61
34	BA	42	A	C5-C4	-6.09	1.34	1.38
35	BB	122	U	C3'-C2'	-6.09	1.46	1.52
35	BB	416	U	C2-N3	-6.09	1.33	1.37
35	BB	1543	C	C2-N3	-6.09	1.30	1.35
85	AA	1107	A	C6-N1	-6.09	1.31	1.35
85	AA	1245	U	P-O5'	-6.09	1.53	1.59
34	BA	179	U	C4'-C3'	6.09	1.59	1.53
34	BA	253	U	O3'-P	-6.09	1.53	1.61
34	BA	1258	G	N3-C4	-6.09	1.31	1.35
34	BA	1736	A	C2'-C1'	-6.09	1.46	1.53
35	BB	43	G	C4'-C3'	-6.09	1.46	1.53
35	BB	1070	G	C1'-N9	-6.09	1.38	1.46
35	BB	1172	U	C3'-C2'	-6.09	1.46	1.52
35	BB	1374	U	O3'-P	-6.09	1.53	1.61
40	BG	65	C	C1'-N1	-6.09	1.38	1.46
40	BG	130	G	P-O5'	-6.09	1.53	1.59
85	AA	427	G	C2'-C1'	-6.09	1.46	1.53
34	BA	26	C	C1'-N1	-6.09	1.38	1.46
34	BA	127	U	C2-N3	-6.09	1.33	1.37
34	BA	582	U	O3'-P	-6.09	1.53	1.61
34	BA	774	A	C3'-C2'	-6.09	1.46	1.52
34	BA	784	C	C4-N4	-6.09	1.28	1.33
34	BA	854	A	C4'-C3'	-6.09	1.46	1.53
34	BA	1729	G	C3'-O3'	6.09	1.50	1.42
35	BB	630	A	C5-C4	-6.09	1.34	1.38
35	BB	709	G	O3'-P	-6.09	1.53	1.61
35	BB	1030	U	O3'-P	-6.09	1.53	1.61
35	BB	1417	C	C2'-C1'	-6.09	1.46	1.53
38	BE	50	G	C3'-C2'	-6.09	1.46	1.52
85	AA	8	U	C2'-C1'	-6.09	1.46	1.53
85	AA	537	G	C3'-C2'	-6.09	1.46	1.52
85	AA	553	G	C3'-C2'	-6.09	1.46	1.52
85	AA	889	G	C8-N7	-6.09	1.27	1.30
85	AA	916	A	N9-C4	-6.09	1.34	1.37
85	AA	1543	C	C4'-C3'	6.09	1.59	1.53

Continued on next page...

Continued from previous page...

Mol	Chain	Res	Type	Atoms	Z	Observed(Å)	Ideal(Å)
34	BA	76	U	C4'-C3'	-6.09	1.46	1.53
34	BA	86	A	O3'-P	-6.09	1.53	1.61
36	BC	72	A	O3'-P	-6.09	1.53	1.61
34	BA	182	U	N3-C4	-6.09	1.32	1.38
34	BA	696	A	N9-C4	-6.09	1.34	1.37
34	BA	950	C	C3'-C2'	-6.09	1.46	1.52
34	BA	1161	G	C3'-C2'	-6.09	1.46	1.52
34	BA	1776	G	P-O5'	-6.09	1.53	1.59
35	BB	812	G	O3'-P	-6.09	1.53	1.61
35	BB	841	U	C2'-C1'	-6.09	1.46	1.53
35	BB	960	C	O3'-P	-6.09	1.53	1.61
35	BB	1470	G	C2-N2	-6.09	1.28	1.34
36	BC	14	G	C1'-N9	-6.09	1.38	1.46
37	BD	36	C	C3'-C2'	-6.09	1.46	1.52
38	BE	123	A	C3'-C2'	-6.09	1.46	1.52
38	BE	130	G	C6-N1	-6.09	1.35	1.39
85	AA	113	U	N1-C2	-6.09	1.33	1.38
85	AA	1217	U	O4'-C1'	-6.09	1.33	1.41
34	BA	492	G	C2'-C1'	-6.08	1.46	1.53
85	AA	365	G	C3'-C2'	-6.08	1.46	1.52
85	AA	943	U	P-O5'	-6.08	1.53	1.59
85	AA	1558	U	N3-C4	-6.08	1.32	1.38
34	BA	781	U	O3'-P	-6.08	1.53	1.61
34	BA	947	A	C2'-C1'	-6.08	1.46	1.53
34	BA	1190	A	C3'-C2'	-6.08	1.46	1.52
34	BA	1799	G	C3'-O3'	6.08	1.50	1.42
35	BB	35	G	N9-C4	-6.08	1.33	1.38
35	BB	143	G	P-O5'	-6.08	1.53	1.59
35	BB	1135	U	N1-C2	-6.08	1.33	1.38
40	BG	37	G	C2-N2	-6.08	1.28	1.34
85	AA	406	U	O3'-P	-6.08	1.53	1.61
85	AA	1561	A	C2'-C1'	-6.08	1.46	1.53
85	AA	2090	C	C3'-C2'	-6.08	1.46	1.52
34	BA	257	G	C2-N2	-6.08	1.28	1.34
34	BA	325	A	C8-N7	-6.08	1.27	1.31
34	BA	1175	G	N7-C5	-6.08	1.35	1.39
34	BA	1246	G	C3'-C2'	-6.08	1.46	1.52
34	BA	1432	C	C4-N4	-6.08	1.28	1.33
34	BA	1589	U	O3'-P	-6.08	1.53	1.61
34	BA	1649	A	C5-C4	-6.08	1.34	1.38
34	BA	1740	U	C2'-C1'	-6.08	1.46	1.53
35	BB	548	A	O3'-P	-6.08	1.53	1.61

Continued on next page...

Continued from previous page...

Mol	Chain	Res	Type	Atoms	Z	Observed(Å)	Ideal(Å)
35	BB	727	U	P-O5'	-6.08	1.53	1.59
35	BB	1193	G	C1'-N9	-6.08	1.38	1.46
36	BC	71	A	C2'-C1'	-6.08	1.46	1.53
85	AA	157	G	P-O5'	-6.08	1.53	1.59
85	AA	159	G	P-O5'	-6.08	1.53	1.59
85	AA	363	A	C4'-C3'	-6.08	1.46	1.53
85	AA	585	G	N9-C8	-6.08	1.33	1.37
85	AA	2227	A	C2'-C1'	-6.08	1.46	1.53
34	BA	674	G	N9-C8	-6.08	1.33	1.37
34	BA	1410	C	C4'-C3'	-6.08	1.46	1.53
34	BA	1524	G	C2-N2	-6.08	1.28	1.34
35	BB	481	A	C6-N1	-6.08	1.31	1.35
35	BB	680	A	O3'-P	-6.08	1.53	1.61
35	BB	691	A	C5-C4	-6.08	1.34	1.38
34	BA	57	A	C4'-C3'	-6.08	1.46	1.53
34	BA	357	A	P-O5'	-6.08	1.53	1.59
34	BA	891	C	N1-C6	-6.08	1.33	1.37
34	BA	1119	A	O3'-P	-6.08	1.53	1.61
34	BA	1568	A	C1'-N9	-6.08	1.38	1.46
35	BB	806	U	C2'-C1'	-6.08	1.46	1.53
35	BB	806	U	N3-C4	-6.08	1.32	1.38
37	BD	95	G	O4'-C1'	-6.08	1.33	1.41
38	BE	9	C	O3'-P	-6.08	1.53	1.61
85	AA	312	G	C2'-C1'	-6.08	1.46	1.53
85	AA	1432	C	O3'-P	-6.08	1.53	1.61
85	AA	1855	U	C3'-C2'	-6.08	1.46	1.52
85	AA	1957	C	C2'-C1'	-6.08	1.46	1.53
85	AA	2105	G	C1'-N9	-6.08	1.38	1.46
85	AA	2237	G	C2-N2	-6.08	1.28	1.34
34	BA	385	U	C3'-C2'	-6.08	1.46	1.52
34	BA	869	C	N3-C4	6.08	1.38	1.33
35	BB	1159	U	N3-C4	-6.08	1.32	1.38
37	BD	77	A	C4'-C3'	-6.08	1.46	1.53
85	AA	1665	G	C2'-C1'	-6.08	1.46	1.53
34	BA	246	G	C4'-O4'	-6.08	1.37	1.45
34	BA	493	G	C4'-C3'	-6.08	1.46	1.53
34	BA	616	G	C5'-C4'	-6.08	1.44	1.51
34	BA	1312	A	N7-C5	-6.08	1.35	1.39
34	BA	1421	A	P-O5'	-6.08	1.53	1.59
34	BA	1451	A	N9-C4	-6.08	1.34	1.37
35	BB	505	G	C2'-C1'	-6.08	1.46	1.53
35	BB	702	G	C5-C4	-6.08	1.34	1.38

Continued on next page...

Continued from previous page...

Mol	Chain	Res	Type	Atoms	Z	Observed(Å)	Ideal(Å)
35	BB	831	C	C4'-C3'	-6.08	1.46	1.53
35	BB	1410	G	C3'-C2'	-6.08	1.46	1.52
35	BB	1410	G	N3-C4	-6.08	1.31	1.35
37	BD	104	C	O3'-P	-6.08	1.53	1.61
39	BF	35	C	O3'-P	-6.08	1.53	1.61
85	AA	2096	G	N9-C8	-6.08	1.33	1.37
85	AA	2148	C	C4-N4	-6.08	1.28	1.33
34	BA	1291	A	C1'-N9	-6.07	1.38	1.46
34	BA	1574	C	P-O5'	-6.07	1.53	1.59
35	BB	1149	A	C2'-C1'	-6.07	1.46	1.53
36	BC	15	G	O3'-P	-6.07	1.53	1.61
37	BD	5	A	C2'-C1'	-6.07	1.46	1.53
85	AA	566	U	C2'-C1'	-6.07	1.46	1.53
85	AA	1105	G	O3'-P	-6.07	1.53	1.61
85	AA	2117	U	C3'-C2'	-6.07	1.46	1.52
85	AA	2188	C	C2-N3	-6.07	1.30	1.35
35	BB	133	G	C2'-C1'	-6.07	1.46	1.53
38	BE	36	U	N1-C2	6.07	1.44	1.38
40	BG	140	G	N9-C4	-6.07	1.33	1.38
41	BH	120	C	C2'-C1'	-6.07	1.46	1.53
85	AA	936	C	O4'-C1'	-6.07	1.33	1.41
35	BB	1079	G	C2-N2	-6.07	1.28	1.34
35	BB	1249	G	P-O5'	-6.07	1.53	1.59
36	BC	96	A	N9-C8	-6.07	1.32	1.37
38	BE	20	C	P-O5'	6.07	1.65	1.59
40	BG	47	G	O3'-P	-6.07	1.53	1.61
85	AA	459	C	C3'-C2'	-6.07	1.46	1.52
85	AA	669	G	O3'-P	-6.07	1.53	1.61
85	AA	893	G	N9-C4	-6.07	1.33	1.38
85	AA	1262	A	N3-C4	-6.07	1.31	1.34
85	AA	1813	C	P-O5'	-6.07	1.53	1.59
85	AA	1963	G	C4'-O4'	-6.07	1.37	1.45
34	BA	164	C	C2'-C1'	-6.07	1.46	1.53
35	BB	115	A	O3'-P	-6.07	1.53	1.61
35	BB	399	A	C5-C4	-6.07	1.34	1.38
85	AA	1892	G	C2'-C1'	-6.07	1.46	1.53
85	AA	2026	U	N1-C2	-6.07	1.33	1.38
34	BA	279	U	C2'-C1'	-6.07	1.46	1.53
34	BA	847	U	C5'-C4'	6.07	1.58	1.51
34	BA	1087	A	C2'-C1'	-6.07	1.46	1.53
34	BA	1278	A	C1'-N9	-6.07	1.38	1.46
34	BA	1521	C	P-O5'	-6.07	1.53	1.59

Continued on next page...

Continued from previous page...

Mol	Chain	Res	Type	Atoms	Z	Observed(Å)	Ideal(Å)
35	BB	837	A	O4'-C1'	-6.07	1.33	1.41
35	BB	1136	G	C2-N2	-6.07	1.28	1.34
36	BC	122	A	C5-C4	-6.07	1.34	1.38
38	BE	137	A	C5-C4	-6.07	1.34	1.38
38	BE	173	G	P-O5'	-6.07	1.53	1.59
39	BF	46	G	C6-N1	-6.07	1.35	1.39
40	BG	114	A	C2'-C1'	-6.07	1.46	1.53
41	BH	33	G	N9-C8	-6.07	1.33	1.37
85	AA	398	U	C3'-C2'	-6.07	1.46	1.52
85	AA	1495	G	C5-C4	-6.07	1.34	1.38
85	AA	1504	A	N9-C8	-6.07	1.32	1.37
85	AA	1697	C	C2'-C1'	-6.07	1.46	1.53
85	AA	2062	U	C5'-C4'	-6.07	1.44	1.51
85	AA	2069	A	O3'-P	-6.07	1.53	1.61
85	AA	2094	U	C2-N3	-6.07	1.33	1.37
85	AA	2201	A	C5-C4	-6.07	1.34	1.38
86	AB	5	G	C3'-C2'	-6.07	1.46	1.52
34	BA	277	A	N9-C4	-6.07	1.34	1.37
34	BA	1333	G	N9-C8	-6.07	1.33	1.37
35	BB	131	A	N1-C2	-6.07	1.28	1.34
35	BB	1015	U	O3'-P	-6.07	1.53	1.61
35	BB	1091	C	O3'-P	-6.07	1.53	1.61
38	BE	170	U	C4'-O4'	-6.07	1.37	1.45
38	BE	203	C	O3'-P	-6.07	1.53	1.61
85	AA	897	A	N7-C5	-6.07	1.35	1.39
85	AA	1877	G	C4'-C3'	-6.07	1.46	1.53
34	BA	489	A	C2'-C1'	-6.06	1.46	1.53
34	BA	1653	G	N1-C2	-6.06	1.32	1.37
37	BD	94	C	C4'-C3'	-6.06	1.46	1.53
37	BD	97	U	C3'-C2'	-6.06	1.46	1.52
85	AA	1257	A	P-O5'	-6.06	1.53	1.59
34	BA	373	G	C2-N3	-6.06	1.27	1.32
34	BA	674	G	O3'-P	-6.06	1.53	1.61
35	BB	1109	A	C5-C4	-6.06	1.34	1.38
35	BB	1462	G	C5'-C4'	6.06	1.58	1.51
35	BB	1512	C	N1-C6	6.06	1.40	1.37
35	BB	1523	U	O3'-P	-6.06	1.53	1.61
85	AA	422	G	C1'-N9	-6.06	1.38	1.46
85	AA	924	A	O3'-P	-6.06	1.53	1.61
85	AA	2098	A	N7-C5	-6.06	1.35	1.39
85	AA	2111	C	O3'-P	-6.06	1.53	1.61
34	BA	438	A	C2'-C1'	-6.06	1.46	1.53

Continued on next page...

Continued from previous page...

Mol	Chain	Res	Type	Atoms	Z	Observed(Å)	Ideal(Å)
34	BA	1028	A	C5'-C4'	-6.06	1.44	1.51
35	BB	448	G	N3-C4	-6.06	1.31	1.35
35	BB	1404	A	C8-N7	-6.06	1.27	1.31
37	BD	54	A	O3'-P	-6.06	1.53	1.61
45	BL	112	GLY	CA-C	-6.06	1.42	1.51
85	AA	37	U	O3'-P	-6.06	1.53	1.61
34	BA	89	G	C3'-C2'	-6.06	1.46	1.52
34	BA	277	A	C2'-C1'	-6.06	1.46	1.53
34	BA	438	A	C4'-C3'	6.06	1.59	1.53
34	BA	1312	A	C4'-O4'	-6.06	1.37	1.45
34	BA	1403	G	O3'-P	-6.06	1.53	1.61
35	BB	585	U	O3'-P	-6.06	1.53	1.61
35	BB	1076	U	C2-N3	-6.06	1.33	1.37
35	BB	1079	G	C6-N1	-6.06	1.35	1.39
38	BE	128	G	N1-C2	-6.06	1.32	1.37
85	AA	19	A	C1'-N9	-6.06	1.38	1.46
85	AA	356	U	N1-C2	-6.06	1.33	1.38
85	AA	732	G	C4'-C3'	-6.06	1.46	1.53
85	AA	1228	A	C8-N7	-6.06	1.27	1.31
34	BA	236	A	C4'-C3'	-6.06	1.46	1.53
34	BA	655	U	O4'-C1'	-6.06	1.33	1.41
34	BA	1057	C	C4'-C3'	-6.06	1.46	1.53
34	BA	1323	G	C1'-N9	-6.06	1.38	1.46
35	BB	582	G	O3'-P	-6.06	1.53	1.61
35	BB	666	A	O4'-C1'	-6.06	1.33	1.41
35	BB	1330	A	C2'-C1'	-6.06	1.46	1.53
36	BC	68	A	C3'-C2'	-6.06	1.46	1.52
38	BE	114	G	P-O5'	-6.06	1.53	1.59
40	BG	34	A	O3'-P	-6.06	1.53	1.61
59	BZ	80	ASP	N-CA	-6.06	1.34	1.46
85	AA	206	U	P-O5'	-6.06	1.53	1.59
85	AA	504	U	C4'-O4'	-6.06	1.37	1.45
85	AA	1253	G	C1'-N9	-6.06	1.38	1.46
85	AA	1858	G	O3'-P	-6.06	1.53	1.61
34	BA	517	A	N9-C8	-6.06	1.32	1.37
34	BA	524	G	N7-C5	-6.06	1.35	1.39
34	BA	557	U	P-OP2	-6.06	1.38	1.49
34	BA	627	U	O3'-P	-6.06	1.53	1.61
34	BA	1522	G	C8-N7	-6.06	1.27	1.30
34	BA	1731	A	C8-N7	-6.06	1.27	1.31
35	BB	563	A	O3'-P	-6.06	1.53	1.61
35	BB	1258	G	C5-C4	-6.06	1.34	1.38

Continued on next page...

Continued from previous page...

Mol	Chain	Res	Type	Atoms	Z	Observed(Å)	Ideal(Å)
35	BB	1462	G	N1-C2	-6.06	1.32	1.37
34	BA	409	A	N7-C5	-6.05	1.35	1.39
34	BA	563	A	C4'-C3'	-6.05	1.46	1.53
34	BA	1390	C	P-O5'	-6.05	1.53	1.59
34	BA	1547	G	C5-C4	-6.05	1.34	1.38
35	BB	42	A	C1'-N9	-6.05	1.38	1.46
35	BB	688	U	N3-C4	-6.05	1.33	1.38
35	BB	832	C	O3'-P	-6.05	1.53	1.61
35	BB	973	G	N9-C4	6.05	1.42	1.38
35	BB	1311	G	C5-C4	-6.05	1.34	1.38
35	BB	1439	U	C2-N3	-6.05	1.33	1.37
38	BE	124	G	C5-C4	-6.05	1.34	1.38
39	BF	27	G	P-O5'	-6.05	1.53	1.59
85	AA	867	G	C2-N2	-6.05	1.28	1.34
85	AA	982	G	N3-C4	-6.05	1.31	1.35
85	AA	1112	G	C8-N7	-6.05	1.27	1.30
85	AA	1498	C	C3'-C2'	-6.05	1.46	1.52
85	AA	1505	G	C5-C4	-6.05	1.34	1.38
85	AA	1645	G	O3'-P	-6.05	1.53	1.61
85	AA	2105	G	C6-N1	-6.05	1.35	1.39
34	BA	790	G	C5-C6	-6.05	1.36	1.42
34	BA	901	C	C4'-O4'	-6.05	1.37	1.45
34	BA	1292	A	N3-C4	-6.05	1.31	1.34
34	BA	1584	G	P-O5'	-6.05	1.53	1.59
66	Bg	61	PRO	CA-C	-6.05	1.40	1.52
85	AA	681	G	C5-C4	-6.05	1.34	1.38
85	AA	1283	C	N3-C4	-6.05	1.29	1.33
34	BA	401	A	C5-C4	-6.05	1.34	1.38
34	BA	406	G	C1'-N9	-6.05	1.38	1.46
35	BB	72	G	N3-C4	-6.05	1.31	1.35
35	BB	1350	A	C2'-C1'	-6.05	1.46	1.53
35	BB	1414	A	C6-N1	-6.05	1.31	1.35
36	BC	144	C	C4'-O4'	-6.05	1.37	1.45
36	BC	162	C	N3-C4	-6.05	1.29	1.33
38	BE	178	G	C2-N2	-6.05	1.28	1.34
85	AA	513	G	N7-C5	-6.05	1.35	1.39
85	AA	742	U	N3-C4	-6.05	1.33	1.38
85	AA	2047	U	P-O5'	-6.05	1.53	1.59
34	BA	565	U	C2'-C1'	-6.05	1.46	1.53
34	BA	580	U	N3-C4	-6.05	1.33	1.38
34	BA	750	C	P-O5'	-6.05	1.53	1.59
34	BA	1034	U	C2'-C1'	-6.05	1.46	1.53

Continued on next page...

Continued from previous page...

Mol	Chain	Res	Type	Atoms	Z	Observed(Å)	Ideal(Å)
34	BA	1816	G	O3'-P	-6.05	1.53	1.61
35	BB	889	U	O3'-P	-6.05	1.53	1.61
36	BC	109	A	P-O5'	-6.05	1.53	1.59
37	BD	78	C	C4'-C3'	-6.05	1.46	1.53
69	Bj	45	THR	C-N	-6.05	1.22	1.34
85	AA	252	G	C5-C6	-6.05	1.36	1.42
85	AA	833	U	O3'-P	-6.05	1.53	1.61
85	AA	1255	C	C3'-C2'	-6.05	1.46	1.52
34	BA	414	A	C4'-O4'	-6.05	1.37	1.45
34	BA	1255	G	C3'-C2'	-6.05	1.46	1.52
35	BB	1161	G	N3-C4	-6.05	1.31	1.35
85	AA	2175	U	C3'-C2'	-6.05	1.46	1.52
34	BA	1827	C	C4-N4	-6.05	1.28	1.33
35	BB	488	G	N9-C4	-6.05	1.33	1.38
35	BB	753	A	P-O5'	-6.05	1.53	1.59
40	BG	32	U	O3'-P	-6.05	1.53	1.61
40	BG	131	U	C2'-C1'	-6.05	1.46	1.53
85	AA	133	G	C3'-C2'	-6.05	1.46	1.52
85	AA	1177	G	C2'-C1'	-6.05	1.46	1.53
85	AA	2191	C	N1-C2	-6.05	1.34	1.40
34	BA	432	A	C3'-C2'	-6.04	1.46	1.52
34	BA	1631	U	C2'-C1'	-6.04	1.46	1.53
38	BE	14	C	O3'-P	-6.04	1.53	1.61
85	AA	1367	C	C4'-C3'	-6.04	1.46	1.53
34	BA	140	C	C2'-C1'	-6.04	1.46	1.53
34	BA	401	A	C6-N6	-6.04	1.29	1.33
34	BA	454	G	C3'-C2'	-6.04	1.46	1.52
34	BA	536	C	O3'-P	-6.04	1.53	1.61
34	BA	772	G	C5'-C4'	6.04	1.58	1.51
34	BA	1203	G	C5-C6	-6.04	1.36	1.42
34	BA	1670	A	C4'-C3'	-6.04	1.46	1.53
35	BB	261	C	P-O5'	-6.04	1.53	1.59
35	BB	661	G	C4'-C3'	-6.04	1.46	1.53
35	BB	1286	G	C6-N1	-6.04	1.35	1.39
38	BE	51	C	O3'-P	-6.04	1.53	1.61
40	BG	108	G	O3'-P	-6.04	1.53	1.61
41	BH	43	G	N3-C4	-6.04	1.31	1.35
41	BH	133	U	N3-C4	-6.04	1.33	1.38
85	AA	421	G	C2'-C1'	-6.04	1.46	1.53
85	AA	678	A	C5-C4	-6.04	1.34	1.38
85	AA	776	C	C2-N3	-6.04	1.30	1.35
85	AA	795	C	N1-C6	-6.04	1.33	1.37

Continued on next page...

Continued from previous page...

Mol	Chain	Res	Type	Atoms	Z	Observed(Å)	Ideal(Å)
85	AA	1155	A	O3'-P	-6.04	1.53	1.61
85	AA	2009	A	O3'-P	-6.04	1.53	1.61
34	BA	327	G	C6-N1	-6.04	1.35	1.39
34	BA	375	C	N1-C6	-6.04	1.33	1.37
34	BA	413	A	C4'-C3'	-6.04	1.46	1.53
34	BA	782	C	C4'-C3'	-6.04	1.46	1.53
35	BB	403	U	P-O5'	-6.04	1.53	1.59
35	BB	1035	C	C5'-C4'	-6.04	1.44	1.51
35	BB	1191	G	C2-N2	-6.04	1.28	1.34
38	BE	3	G	N3-C4	-6.04	1.31	1.35
40	BG	134	U	C2'-C1'	-6.04	1.46	1.53
41	BH	10	U	C2-N3	-6.04	1.33	1.37
85	AA	27	U	C4'-C3'	6.04	1.59	1.53
85	AA	335	G	C2-N2	-6.04	1.28	1.34
85	AA	355	G	P-O5'	-6.04	1.53	1.59
85	AA	497	G	C2'-C1'	-6.04	1.46	1.53
85	AA	1142	G	C1'-N9	-6.04	1.38	1.46
85	AA	1558	U	C2'-C1'	-6.04	1.46	1.53
35	BB	802	G	C2-N2	-6.04	1.28	1.34
35	BB	971	A	C3'-C2'	-6.04	1.46	1.52
37	BD	72	U	C3'-C2'	-6.04	1.46	1.52
38	BE	191	U	C2-N3	-6.04	1.33	1.37
40	BG	8	U	N1-C6	-6.04	1.32	1.38
85	AA	706	U	C3'-C2'	-6.04	1.46	1.52
85	AA	1701	G	P-O5'	-6.04	1.53	1.59
85	AA	1794	U	C1'-N1	-6.04	1.38	1.46
85	AA	1844	A	C1'-N9	-6.04	1.38	1.46
34	BA	593	G	C6-N1	-6.04	1.35	1.39
34	BA	866	C	N1-C6	6.04	1.40	1.37
34	BA	1063	G	O3'-P	-6.04	1.53	1.61
34	BA	1210	A	C8-N7	-6.04	1.27	1.31
35	BB	869	G	N9-C4	-6.04	1.33	1.38
35	BB	1280	U	P-O5'	-6.04	1.53	1.59
36	BC	1	A	O3'-P	-6.04	1.53	1.61
36	BC	161	U	O3'-P	-6.04	1.53	1.61
38	BE	26	G	C3'-C2'	-6.04	1.46	1.52
40	BG	25	G	C5-C4	-6.04	1.34	1.38
85	AA	113	U	C2-N3	-6.04	1.33	1.37
85	AA	464	A	C5-C4	-6.04	1.34	1.38
85	AA	635	G	C2-N2	-6.04	1.28	1.34
85	AA	1228	A	N7-C5	-6.04	1.35	1.39
85	AA	1854	U	O3'-P	-6.04	1.53	1.61

Continued on next page...

Continued from previous page...

Mol	Chain	Res	Type	Atoms	Z	Observed(Å)	Ideal(Å)
34	BA	1024	A	C2'-C1'	-6.04	1.46	1.53
34	BA	1209	A	P-O5'	-6.04	1.53	1.59
35	BB	1133	C	C3'-C2'	-6.04	1.46	1.52
35	BB	1254	G	C1'-N9	-6.04	1.38	1.46
38	BE	12	A	N7-C5	-6.04	1.35	1.39
85	AA	2104	C	P-O5'	-6.04	1.53	1.59
34	BA	93	A	C5-C4	-6.04	1.34	1.38
34	BA	100	A	P-O5'	-6.04	1.53	1.59
34	BA	820	C	C2-N3	-6.04	1.30	1.35
34	BA	857	C	C5'-C4'	-6.04	1.44	1.51
34	BA	1067	G	C2'-C1'	-6.04	1.46	1.53
34	BA	1556	A	C8-N7	-6.04	1.27	1.31
35	BB	59	U	N1-C2	-6.04	1.33	1.38
35	BB	125	G	C2-N2	-6.04	1.28	1.34
35	BB	1086	G	C8-N7	-6.04	1.27	1.30
35	BB	1094	A	C2'-C1'	-6.04	1.46	1.53
38	BE	11	A	N7-C5	-6.04	1.35	1.39
38	BE	136	G	C1'-N9	-6.04	1.38	1.46
39	BF	36	G	C2'-C1'	-6.04	1.46	1.53
85	AA	95	U	C3'-C2'	-6.04	1.46	1.52
85	AA	1269	A	C4'-C3'	-6.04	1.46	1.53
34	BA	372	U	O4'-C1'	-6.03	1.33	1.41
34	BA	769	U	C2'-C1'	-6.03	1.46	1.53
34	BA	791	A	N7-C5	-6.03	1.35	1.39
34	BA	1834	A	C6-N1	-6.03	1.31	1.35
35	BB	685	G	O3'-P	-6.03	1.53	1.61
36	BC	109	A	O3'-P	-6.03	1.53	1.61
85	AA	141	A	O3'-P	-6.03	1.53	1.61
85	AA	717	G	C3'-C2'	-6.03	1.46	1.52
85	AA	1209	U	C3'-C2'	-6.03	1.46	1.52
85	AA	1436	A	C5'-C4'	6.03	1.58	1.51
85	AA	1578	G	O3'-P	-6.03	1.53	1.61
85	AA	1713	A	C2'-C1'	-6.03	1.46	1.53
34	BA	606	G	C6-N1	-6.03	1.35	1.39
34	BA	953	G	C2-N2	-6.03	1.28	1.34
35	BB	134	G	C2-N2	-6.03	1.28	1.34
35	BB	1500	U	O3'-P	-6.03	1.53	1.61
36	BC	6	G	N7-C5	-6.03	1.35	1.39
85	AA	423	G	C6-N1	-6.03	1.35	1.39
85	AA	1463	A	N7-C5	-6.03	1.35	1.39
34	BA	1496	G	C5'-C4'	-6.03	1.44	1.51
34	BA	1837	U	C3'-C2'	-6.03	1.46	1.52

Continued on next page...

Continued from previous page...

Mol	Chain	Res	Type	Atoms	Z	Observed(Å)	Ideal(Å)
35	BB	19	C	P-O5'	-6.03	1.53	1.59
35	BB	102	G	C3'-C2'	-6.03	1.46	1.52
35	BB	409	U	C3'-C2'	-6.03	1.46	1.52
35	BB	422	U	O3'-P	-6.03	1.53	1.61
35	BB	651	G	C2-N2	-6.03	1.28	1.34
35	BB	1136	G	C2-N3	-6.03	1.27	1.32
35	BB	1336	G	N7-C5	-6.03	1.35	1.39
39	BF	40	U	C3'-C2'	6.03	1.59	1.52
40	BG	121	C	C4-N4	-6.03	1.28	1.33
85	AA	112	A	O4'-C1'	-6.03	1.33	1.41
85	AA	395	G	C4'-C3'	-6.03	1.46	1.53
85	AA	615	A	C2'-C1'	-6.03	1.46	1.53
85	AA	730	G	C2-N2	-6.03	1.28	1.34
85	AA	794	A	C3'-C2'	-6.03	1.46	1.52
85	AA	1000	U	C4'-O4'	-6.03	1.37	1.45
85	AA	2149	C	O3'-P	-6.03	1.53	1.61
34	BA	12	G	N1-C2	-6.03	1.32	1.37
34	BA	233	U	N3-C4	-6.03	1.33	1.38
34	BA	1110	A	N9-C8	-6.03	1.32	1.37
35	BB	36	U	C2-N3	-6.03	1.33	1.37
85	AA	1356	U	P-O5'	-6.03	1.53	1.59
85	AA	1600	G	C2'-C1'	-6.03	1.46	1.53
85	AA	2025	A	N9-C4	-6.03	1.34	1.37
34	BA	60	A	C3'-C2'	-6.03	1.46	1.52
34	BA	177	G	O3'-P	-6.03	1.53	1.61
34	BA	731	A	N7-C5	-6.03	1.35	1.39
34	BA	1696	G	C1'-N9	-6.03	1.38	1.46
35	BB	28	G	N1-C2	-6.03	1.32	1.37
35	BB	545	C	C4-N4	-6.03	1.28	1.33
35	BB	1262	A	O3'-P	-6.03	1.53	1.61
40	BG	54	G	N9-C4	-6.03	1.33	1.38
85	AA	14	C	O3'-P	-6.03	1.53	1.61
85	AA	499	G	P-O5'	-6.03	1.53	1.59
85	AA	634	U	C3'-C2'	-6.03	1.46	1.52
85	AA	1736	U	C3'-O3'	6.03	1.50	1.42
85	AA	1825	A	N7-C5	-6.03	1.35	1.39
34	BA	335	C	C2-N3	-6.03	1.30	1.35
34	BA	582	U	C1'-N1	-6.03	1.38	1.46
34	BA	904	G	P-O5'	-6.03	1.53	1.59
34	BA	985	C	C4'-C3'	-6.03	1.46	1.53
34	BA	1609	U	N3-C4	-6.03	1.33	1.38
34	BA	1703	A	N3-C4	-6.03	1.31	1.34

Continued on next page...

Continued from previous page...

Mol	Chain	Res	Type	Atoms	Z	Observed(Å)	Ideal(Å)
34	BA	1722	U	C2-N3	-6.03	1.33	1.37
35	BB	845	C	P-O5'	-6.03	1.53	1.59
35	BB	1455	A	C5'-C4'	6.03	1.58	1.51
36	BC	122	A	C1'-N9	-6.03	1.38	1.46
38	BE	12	A	N3-C4	-6.03	1.31	1.34
85	AA	542	G	C2-N2	-6.03	1.28	1.34
85	AA	763	U	N1-C2	-6.03	1.33	1.38
85	AA	1004	G	C3'-C2'	-6.03	1.46	1.52
85	AA	1130	G	O3'-P	-6.03	1.53	1.61
85	AA	1658	G	O3'-P	-6.03	1.53	1.61
34	BA	990	G	P-O5'	-6.02	1.53	1.59
35	BB	488	G	C4'-O4'	-6.02	1.37	1.45
40	BG	114	A	P-O5'	-6.02	1.53	1.59
85	AA	54	C	C2'-C1'	-6.02	1.46	1.53
85	AA	317	A	C1'-N9	-6.02	1.38	1.46
85	AA	455	G	N3-C4	-6.02	1.31	1.35
85	AA	2062	U	C2-N3	-6.02	1.33	1.37
34	BA	114	U	C4'-C3'	6.02	1.59	1.53
34	BA	344	G	C1'-N9	-6.02	1.38	1.46
34	BA	364	C	C2-N3	-6.02	1.30	1.35
34	BA	409	A	C4'-C3'	-6.02	1.46	1.53
34	BA	916	A	O3'-P	-6.02	1.53	1.61
34	BA	1577	U	N3-C4	-6.02	1.33	1.38
35	BB	7	C	N3-C4	-6.02	1.29	1.33
35	BB	612	A	C5-C4	-6.02	1.34	1.38
35	BB	1213	U	C4'-O4'	-6.02	1.37	1.45
36	BC	106	G	C3'-C2'	-6.02	1.46	1.52
73	Bn	39	TYR	C-N	-6.02	1.22	1.34
85	AA	165	C	C1'-N1	-6.02	1.38	1.46
85	AA	709	A	C6-N6	-6.02	1.29	1.33
85	AA	739	C	O3'-P	-6.02	1.53	1.61
85	AA	1825	A	O3'-P	-6.02	1.53	1.61
34	BA	165	C	C2'-C1'	-6.02	1.46	1.53
34	BA	617	G	C1'-N9	-6.02	1.38	1.46
34	BA	688	G	C2-N2	-6.02	1.28	1.34
34	BA	1011	G	C5-C6	-6.02	1.36	1.42
34	BA	1531	G	N1-C2	-6.02	1.32	1.37
35	BB	546	A	O3'-P	-6.02	1.53	1.61
35	BB	702	G	C2'-C1'	-6.02	1.46	1.53
39	BF	29	U	C3'-C2'	-6.02	1.46	1.52
41	BH	121	A	C4'-C3'	-6.02	1.46	1.53
85	AA	286	C	O3'-P	-6.02	1.53	1.61

Continued on next page...

Continued from previous page...

Mol	Chain	Res	Type	Atoms	Z	Observed(Å)	Ideal(Å)
85	AA	1482	C	C3'-C2'	-6.02	1.46	1.52
85	AA	1598	A	C2'-C1'	-6.02	1.46	1.53
34	BA	301	U	C4'-C3'	-6.02	1.46	1.53
34	BA	458	G	C3'-C2'	-6.02	1.46	1.52
34	BA	542	A	N3-C4	-6.02	1.31	1.34
34	BA	633	G	C2'-C1'	-6.02	1.46	1.53
34	BA	858	C	C2-N3	-6.02	1.30	1.35
34	BA	992	A	P-O5'	-6.02	1.53	1.59
34	BA	1109	G	C6-N1	-6.02	1.35	1.39
34	BA	1660	A	N3-C4	-6.02	1.31	1.34
34	BA	1719	G	O3'-P	-6.02	1.53	1.61
35	BB	583	G	C2-N2	-6.02	1.28	1.34
38	BE	129	G	N3-C4	-6.02	1.31	1.35
85	AA	293	A	C3'-C2'	-6.02	1.46	1.52
85	AA	427	G	O3'-P	-6.02	1.53	1.61
85	AA	1242	A	N9-C4	-6.02	1.34	1.37
85	AA	1984	A	C2'-C1'	-6.02	1.46	1.53
34	BA	312	U	C3'-C2'	-6.02	1.46	1.52
34	BA	1249	G	P-O5'	-6.02	1.53	1.59
34	BA	1527	G	C5-C4	-6.02	1.34	1.38
35	BB	134	G	N9-C4	-6.02	1.33	1.38
36	BC	155	C	C4'-C3'	-6.02	1.46	1.53
37	BD	48	G	C4'-O4'	-6.02	1.37	1.45
38	BE	36	U	O3'-P	-6.02	1.53	1.61
41	BH	135	U	N3-C4	-6.02	1.33	1.38
85	AA	87	C	P-O5'	-6.02	1.53	1.59
85	AA	537	G	N9-C4	-6.02	1.33	1.38
85	AA	1060	U	O3'-P	-6.02	1.53	1.61
85	AA	1106	A	N3-C4	-6.02	1.31	1.34
85	AA	2142	A	C3'-C2'	-6.02	1.46	1.52
35	BB	116	G	O3'-P	-6.02	1.53	1.61
35	BB	663	G	C4'-C3'	-6.02	1.46	1.53
37	BD	93	G	C5-C4	-6.02	1.34	1.38
38	BE	19	G	C2-N3	-6.02	1.27	1.32
85	AA	76	G	C4'-C3'	-6.02	1.46	1.53
85	AA	640	C	C3'-C2'	-6.02	1.46	1.52
85	AA	896	C	O3'-P	-6.02	1.53	1.61
85	AA	1967	A	P-O5'	-6.02	1.53	1.59
85	AA	1978	G	C2'-C1'	-6.02	1.46	1.53
34	BA	446	U	C4'-C3'	-6.01	1.46	1.53
34	BA	625	U	C2-N3	-6.01	1.33	1.37
34	BA	747	G	C1'-N9	-6.01	1.38	1.46

Continued on next page...

Continued from previous page...

Mol	Chain	Res	Type	Atoms	Z	Observed(Å)	Ideal(Å)
34	BA	1321	A	C3'-C2'	-6.01	1.46	1.52
35	BB	370	A	C4'-C3'	-6.01	1.46	1.53
35	BB	704	G	O3'-P	-6.01	1.53	1.61
35	BB	777	C	C4-C5	-6.01	1.38	1.43
35	BB	1164	U	C2-N3	-6.01	1.33	1.37
35	BB	1380	G	N3-C4	-6.01	1.31	1.35
35	BB	1468	A	C3'-C2'	-6.01	1.46	1.52
35	BB	1513	U	C2-N3	-6.01	1.33	1.37
36	BC	9	G	C2-N2	-6.01	1.28	1.34
37	BD	60	C	C3'-C2'	-6.01	1.46	1.52
38	BE	50	G	N9-C8	-6.01	1.33	1.37
38	BE	85	G	O3'-P	-6.01	1.53	1.61
40	BG	62	C	O3'-P	-6.01	1.53	1.61
41	BH	106	G	P-O5'	-6.01	1.53	1.59
85	AA	362	G	N9-C4	-6.01	1.33	1.38
85	AA	423	G	C2-N2	-6.01	1.28	1.34
34	BA	1533	G	N7-C5	-6.01	1.35	1.39
35	BB	29	C	C4'-C3'	6.01	1.59	1.53
38	BE	138	U	P-O5'	-6.01	1.53	1.59
85	AA	450	A	C2'-C1'	-6.01	1.46	1.53
85	AA	869	A	N1-C2	-6.01	1.28	1.34
85	AA	1611	A	C4'-C3'	-6.01	1.46	1.53
85	AA	2008	G	C5-C4	-6.01	1.34	1.38
34	BA	106	U	N1-C2	-6.01	1.33	1.38
34	BA	329	G	C5-C4	-6.01	1.34	1.38
34	BA	1338	G	C2-N2	-6.01	1.28	1.34
34	BA	1482	A	O3'-P	-6.01	1.53	1.61
34	BA	1671	A	C6-N1	-6.01	1.31	1.35
35	BB	1102	U	N1-C2	-6.01	1.33	1.38
35	BB	1264	U	C3'-C2'	-6.01	1.46	1.52
85	AA	1883	C	N1-C6	-6.01	1.33	1.37
34	BA	734	G	O3'-P	-6.01	1.53	1.61
34	BA	1344	G	O3'-P	-6.01	1.53	1.61
34	BA	1833	G	C2-N2	-6.01	1.28	1.34
35	BB	22	A	C1'-N9	-6.01	1.38	1.46
35	BB	660	G	C2'-C1'	-6.01	1.46	1.53
35	BB	700	C	C2'-C1'	-6.01	1.46	1.53
38	BE	161	G	N7-C5	-6.01	1.35	1.39
40	BG	58	G	O4'-C1'	-6.01	1.33	1.41
40	BG	153	C	C2-N3	-6.01	1.30	1.35
85	AA	100	A	C5-C4	-6.01	1.34	1.38
85	AA	995	G	C2-N3	-6.01	1.27	1.32

Continued on next page...

Continued from previous page...

Mol	Chain	Res	Type	Atoms	Z	Observed(Å)	Ideal(Å)
85	AA	1270	C	C2'-C1'	-6.01	1.46	1.53
85	AA	2097	U	O3'-P	-6.01	1.53	1.61
34	BA	27	G	C2-N2	-6.01	1.28	1.34
34	BA	1276	G	N7-C5	-6.01	1.35	1.39
35	BB	1497	C	C2-N3	-6.01	1.30	1.35
36	BC	66	G	C6-N1	-6.01	1.35	1.39
38	BE	10	G	C3'-C2'	6.01	1.59	1.52
85	AA	18	C	C2'-C1'	-6.01	1.46	1.53
86	AB	4	C	O3'-P	-6.01	1.53	1.61
34	BA	65	A	C5'-C4'	6.01	1.58	1.51
34	BA	191	G	C4'-C3'	-6.01	1.46	1.53
34	BA	1723	U	C2-N3	-6.01	1.33	1.37
35	BB	517	G	C6-N1	-6.01	1.35	1.39
35	BB	619	A	P-O5'	-6.01	1.53	1.59
35	BB	1230	A	O3'-P	-6.01	1.53	1.61
85	AA	1150	G	N9-C8	-6.01	1.33	1.37
34	BA	116	G	C1'-N9	-6.00	1.38	1.46
34	BA	766	A	C6-N1	-6.00	1.31	1.35
34	BA	1500	G	C2-N3	6.00	1.37	1.32
35	BB	986	C	O3'-P	-6.00	1.53	1.61
35	BB	1480	G	P-O5'	-6.00	1.53	1.59
85	AA	662	U	C2-N3	-6.00	1.33	1.37
85	AA	703	U	C2'-C1'	-6.00	1.46	1.53
85	AA	1127	G	O4'-C1'	-6.00	1.33	1.41
85	AA	2100	A	P-O5'	-6.00	1.53	1.59
85	AA	2104	C	O3'-P	-6.00	1.53	1.61
34	BA	436	U	C2-N3	-6.00	1.33	1.37
34	BA	599	U	N3-C4	-6.00	1.33	1.38
34	BA	685	C	C2'-C1'	-6.00	1.46	1.53
34	BA	910	U	P-O5'	-6.00	1.53	1.59
34	BA	962	U	C3'-C2'	-6.00	1.46	1.52
34	BA	1174	A	C3'-C2'	-6.00	1.46	1.52
34	BA	1506	C	O3'-P	-6.00	1.53	1.61
34	BA	1550	G	O4'-C1'	-6.00	1.33	1.41
34	BA	1604	A	P-O5'	-6.00	1.53	1.59
35	BB	593	A	N7-C5	-6.00	1.35	1.39
35	BB	1456	G	N7-C5	-6.00	1.35	1.39
35	BB	1511	U	P-O5'	-6.00	1.53	1.59
36	BC	2	A	N9-C8	-6.00	1.32	1.37
40	BG	5	G	C2-N2	-6.00	1.28	1.34
85	AA	408	C	N3-C4	-6.00	1.29	1.33
85	AA	994	A	N9-C4	-6.00	1.34	1.37

Continued on next page...

Continued from previous page...

Mol	Chain	Res	Type	Atoms	Z	Observed(Å)	Ideal(Å)
85	AA	1665	G	P-O5'	-6.00	1.53	1.59
85	AA	2171	A	C3'-C2'	-6.00	1.46	1.52
34	BA	395	G	C3'-C2'	-6.00	1.46	1.52
34	BA	695	A	C1'-N9	-6.00	1.38	1.46
34	BA	718	U	C3'-C2'	-6.00	1.46	1.52
34	BA	1035	A	P-O5'	-6.00	1.53	1.59
34	BA	1233	U	C2-N3	-6.00	1.33	1.37
34	BA	1412	G	C2'-C1'	-6.00	1.46	1.53
34	BA	1438	C	C2-N3	-6.00	1.30	1.35
35	BB	408	U	C4'-O4'	-6.00	1.37	1.45
35	BB	1239	A	C1'-N9	-6.00	1.38	1.46
40	BG	119	A	O3'-P	-6.00	1.53	1.61
85	AA	396	U	C4'-O4'	-6.00	1.37	1.45
85	AA	666	A	O3'-P	-6.00	1.53	1.61
85	AA	1251	G	N7-C5	-6.00	1.35	1.39
85	AA	1262	A	C1'-N9	-6.00	1.38	1.46
85	AA	1472	G	O3'-P	-6.00	1.53	1.61
85	AA	1482	C	C2-N3	-6.00	1.30	1.35
34	BA	87	G	C6-N1	-6.00	1.35	1.39
34	BA	196	A	C8-N7	-6.00	1.27	1.31
34	BA	1532	G	C3'-C2'	-6.00	1.46	1.52
85	AA	446	C	C2-N3	-6.00	1.30	1.35
85	AA	989	U	O5'-C5'	-6.00	1.33	1.42
85	AA	1434	U	O3'-P	-6.00	1.53	1.61
34	BA	176	G	C3'-C2'	-6.00	1.46	1.52
34	BA	544	U	C3'-C2'	-6.00	1.46	1.52
34	BA	697	A	C3'-C2'	-6.00	1.46	1.52
34	BA	787	A	C2'-C1'	-6.00	1.46	1.53
35	BB	117	A	P-O5'	-6.00	1.53	1.59
35	BB	692	G	N1-C2	-6.00	1.32	1.37
35	BB	1308	G	O3'-P	-6.00	1.53	1.61
35	BB	1494	G	C3'-C2'	-6.00	1.46	1.52
35	BB	1510	G	C2'-C1'	-6.00	1.46	1.53
36	BC	54	G	N7-C5	-6.00	1.35	1.39
36	BC	153	C	C2-N3	-6.00	1.30	1.35
85	AA	296	A	C3'-C2'	-6.00	1.46	1.52
85	AA	1506	U	C4'-O4'	-6.00	1.37	1.45
34	BA	243	C	C2-N3	-6.00	1.30	1.35
34	BA	572	G	C3'-C2'	6.00	1.59	1.52
34	BA	972	C	C2'-C1'	-6.00	1.46	1.53
34	BA	1000	G	C5-C4	-6.00	1.34	1.38
34	BA	1163	G	C2-N2	-6.00	1.28	1.34

Continued on next page...

Continued from previous page...

Mol	Chain	Res	Type	Atoms	Z	Observed(Å)	Ideal(Å)
34	BA	1532	G	C5-C4	-6.00	1.34	1.38
35	BB	21	C	C3'-C2'	-6.00	1.46	1.52
35	BB	775	U	C2-N3	-6.00	1.33	1.37
35	BB	896	C	P-O5'	-6.00	1.53	1.59
35	BB	1015	U	N3-C4	-6.00	1.33	1.38
35	BB	1207	C	C2-N3	-6.00	1.30	1.35
35	BB	1319	U	O3'-P	-6.00	1.53	1.61
39	BF	23	G	N9-C8	-6.00	1.33	1.37
40	BG	67	A	C4'-C3'	-6.00	1.46	1.52
40	BG	136	G	N9-C4	-6.00	1.33	1.38
85	AA	258	G	P-O5'	-6.00	1.53	1.59
85	AA	636	G	N7-C5	-6.00	1.35	1.39
85	AA	645	C	C2'-C1'	-6.00	1.46	1.53
85	AA	1925	A	C4'-C3'	-6.00	1.46	1.52
34	BA	590	U	O3'-P	-6.00	1.53	1.61
35	BB	626	C	C2'-C1'	-6.00	1.46	1.53
35	BB	1099	U	C2'-C1'	-6.00	1.46	1.53
36	BC	157	U	C2'-C1'	-6.00	1.46	1.53
37	BD	110	G	C8-N7	-6.00	1.27	1.30
40	BG	75	C	N1-C6	-6.00	1.33	1.37
85	AA	539	A	C8-N7	-6.00	1.27	1.31
85	AA	1107	A	N9-C4	6.00	1.41	1.37
85	AA	2204	A	C5-C4	-6.00	1.34	1.38
34	BA	73	G	C4'-O4'	-5.99	1.37	1.45
34	BA	85	C	P-O5'	-5.99	1.53	1.59
34	BA	127	U	O3'-P	-5.99	1.53	1.61
34	BA	492	G	O3'-P	-5.99	1.53	1.61
34	BA	755	G	C1'-N9	-5.99	1.38	1.46
34	BA	1299	G	C2-N3	-5.99	1.27	1.32
34	BA	1530	G	N3-C4	-5.99	1.31	1.35
35	BB	622	G	N3-C4	-5.99	1.31	1.35
35	BB	690	C	C4'-C3'	-5.99	1.46	1.52
36	BC	69	U	C2-N3	-5.99	1.33	1.37
38	BE	193	A	P-O5'	-5.99	1.53	1.59
40	BG	31	G	N3-C4	-5.99	1.31	1.35
40	BG	35	G	N7-C5	-5.99	1.35	1.39
41	BH	115	A	N7-C5	-5.99	1.35	1.39
85	AA	5	U	N3-C4	-5.99	1.33	1.38
85	AA	1166	C	C3'-C2'	-5.99	1.46	1.52
34	BA	10	G	O4'-C1'	-5.99	1.33	1.41
34	BA	41	U	C4'-C3'	-5.99	1.46	1.52
34	BA	694	G	N1-C2	-5.99	1.32	1.37

Continued on next page...

Continued from previous page...

Mol	Chain	Res	Type	Atoms	Z	Observed(Å)	Ideal(Å)
34	BA	731	A	O3'-P	-5.99	1.53	1.61
34	BA	1466	U	N1-C2	-5.99	1.33	1.38
35	BB	631	G	C5-C6	-5.99	1.36	1.42
35	BB	1045	G	N3-C4	-5.99	1.31	1.35
35	BB	1220	A	C5-C6	-5.99	1.35	1.41
41	BH	48	G	P-O5'	-5.99	1.53	1.59
85	AA	717	G	O3'-P	-5.99	1.53	1.61
34	BA	62	A	C1'-N9	-5.99	1.38	1.46
34	BA	147	U	C4'-C3'	-5.99	1.46	1.52
35	BB	988	G	N9-C8	-5.99	1.33	1.37
35	BB	1049	G	C3'-C2'	-5.99	1.46	1.52
40	BG	158	A	N3-C4	-5.99	1.31	1.34
85	AA	162	A	C4'-C3'	-5.99	1.46	1.52
85	AA	540	A	N9-C4	-5.99	1.34	1.37
85	AA	650	G	N9-C4	-5.99	1.33	1.38
85	AA	914	U	O3'-P	-5.99	1.53	1.61
34	BA	64	A	C4'-O4'	-5.99	1.37	1.45
34	BA	280	A	O3'-P	-5.99	1.53	1.61
34	BA	736	G	O4'-C1'	-5.99	1.33	1.41
34	BA	807	U	O4'-C1'	-5.99	1.33	1.41
34	BA	1199	U	P-O5'	-5.99	1.53	1.59
34	BA	1592	U	C2'-C1'	-5.99	1.46	1.53
34	BA	1609	U	C1'-N1	-5.99	1.38	1.46
34	BA	1665	G	N7-C5	-5.99	1.35	1.39
35	BB	490	G	C5-C6	-5.99	1.36	1.42
35	BB	557	C	C2'-C1'	-5.99	1.46	1.53
35	BB	814	A	O3'-P	-5.99	1.53	1.61
35	BB	1353	G	C3'-C2'	-5.99	1.46	1.52
36	BC	46	G	C6-N1	-5.99	1.35	1.39
36	BC	71	A	C3'-C2'	-5.99	1.46	1.52
40	BG	165	C	C2-N3	-5.99	1.30	1.35
41	BH	7	C	C2'-C1'	-5.99	1.46	1.53
85	AA	393	C	P-O5'	-5.99	1.53	1.59
85	AA	418	G	C2'-C1'	-5.99	1.46	1.53
34	BA	425	G	C2'-C1'	-5.99	1.46	1.53
34	BA	1719	G	C5-C4	-5.99	1.34	1.38
35	BB	97	U	P-O5'	-5.99	1.53	1.59
35	BB	1154	C	P-O5'	-5.99	1.53	1.59
36	BC	123	G	C2-N3	-5.99	1.27	1.32
40	BG	3	G	N9-C4	-5.99	1.33	1.38
34	BA	378	C	C4-N4	-5.99	1.28	1.33
34	BA	790	G	C8-N7	-5.99	1.27	1.30

Continued on next page...

Continued from previous page...

Mol	Chain	Res	Type	Atoms	Z	Observed(Å)	Ideal(Å)
34	BA	1634	A	C6-N1	-5.99	1.31	1.35
34	BA	1668	C	C4'-O4'	-5.99	1.37	1.45
35	BB	522	A	C4'-O4'	-5.99	1.37	1.45
35	BB	1197	G	C2'-C1'	-5.99	1.46	1.53
37	BD	99	G	C2'-C1'	-5.99	1.46	1.53
38	BE	72	C	C2'-C1'	-5.99	1.46	1.53
85	AA	109	G	N9-C4	5.99	1.42	1.38
85	AA	2205	A	C2'-C1'	-5.99	1.46	1.53
34	BA	25	C	O3'-P	-5.98	1.53	1.61
34	BA	1295	U	C3'-C2'	-5.98	1.46	1.52
35	BB	658	G	C5-C4	-5.98	1.34	1.38
39	BF	11	C	P-O5'	5.98	1.65	1.59
41	BH	72	G	C3'-C2'	-5.98	1.46	1.52
85	AA	275	A	C2'-C1'	-5.98	1.46	1.53
85	AA	315	U	P-O5'	-5.98	1.53	1.59
85	AA	869	A	C1'-N9	-5.98	1.38	1.46
85	AA	1852	U	C4'-C3'	5.98	1.59	1.53
85	AA	2196	G	C1'-N9	-5.98	1.38	1.46
86	AB	68	C	N1-C6	-5.98	1.33	1.37
34	BA	233	U	P-O5'	-5.98	1.53	1.59
34	BA	373	G	N1-C2	-5.98	1.32	1.37
34	BA	568	G	C2'-C1'	-5.98	1.46	1.53
34	BA	615	A	N3-C4	-5.98	1.31	1.34
34	BA	699	G	C2'-C1'	-5.98	1.46	1.53
34	BA	789	U	C2-N3	-5.98	1.33	1.37
34	BA	1075	U	C2-N3	-5.98	1.33	1.37
34	BA	1289	C	C2-N3	-5.98	1.30	1.35
34	BA	1544	G	C5-C4	-5.98	1.34	1.38
34	BA	1585	A	O4'-C1'	-5.98	1.33	1.41
35	BB	94	A	C2'-C1'	-5.98	1.46	1.53
35	BB	826	G	N7-C5	-5.98	1.35	1.39
35	BB	1354	C	C3'-C2'	-5.98	1.46	1.52
35	BB	1534	U	O3'-P	-5.98	1.53	1.61
40	BG	116	G	N7-C5	-5.98	1.35	1.39
85	AA	1277	C	O4'-C1'	-5.98	1.33	1.41
85	AA	1437	G	C1'-N9	-5.98	1.38	1.46
85	AA	2204	A	C3'-C2'	-5.98	1.46	1.52
34	BA	371	U	C4'-O4'	-5.98	1.37	1.45
34	BA	710	A	C1'-N9	-5.98	1.38	1.46
34	BA	1022	C	C1'-N1	-5.98	1.38	1.46
34	BA	1507	C	C2-N3	-5.98	1.30	1.35
35	BB	1145	G	N3-C4	-5.98	1.31	1.35

Continued on next page...

Continued from previous page...

Mol	Chain	Res	Type	Atoms	Z	Observed(Å)	Ideal(Å)
36	BC	118	U	O3'-P	-5.98	1.53	1.61
37	BD	28	C	O3'-P	-5.98	1.53	1.61
38	BE	192	A	C6-N1	-5.98	1.31	1.35
40	BG	115	C	P-O5'	-5.98	1.53	1.59
85	AA	885	A	N9-C4	5.98	1.41	1.37
85	AA	1580	A	N9-C4	-5.98	1.34	1.37
85	AA	1753	A	C3'-O3'	5.98	1.50	1.42
85	AA	2058	C	C2-N3	-5.98	1.30	1.35
34	BA	44	U	C4'-O4'	-5.98	1.37	1.45
34	BA	1431	G	N9-C8	-5.98	1.33	1.37
35	BB	505	G	N9-C4	5.98	1.42	1.38
35	BB	1172	U	C4'-O4'	-5.98	1.37	1.45
35	BB	1274	G	N3-C4	-5.98	1.31	1.35
38	BE	147	G	N9-C8	-5.98	1.33	1.37
38	BE	158	U	C2-N3	-5.98	1.33	1.37
41	BH	4	U	N1-C6	-5.98	1.32	1.38
71	Bl	39	TYR	CB-CG	-5.98	1.42	1.51
85	AA	379	U	C1'-N1	-5.98	1.38	1.46
85	AA	413	G	C5-C4	-5.98	1.34	1.38
85	AA	1669	G	C5-C4	-5.98	1.34	1.38
34	BA	228	A	P-O5'	-5.98	1.53	1.59
34	BA	559	C	N1-C6	-5.98	1.33	1.37
34	BA	783	U	N3-C4	-5.98	1.33	1.38
34	BA	909	G	N1-C2	-5.98	1.32	1.37
34	BA	1036	G	C5-C6	-5.98	1.36	1.42
34	BA	1333	G	N9-C4	-5.98	1.33	1.38
34	BA	1839	G	C1'-N9	-5.98	1.38	1.46
35	BB	791	A	N7-C5	-5.98	1.35	1.39
35	BB	1202	G	C4'-C3'	-5.98	1.46	1.52
35	BB	1323	U	O3'-P	-5.98	1.53	1.61
35	BB	1427	A	C1'-N9	-5.98	1.38	1.46
35	BB	1479	C	C2'-C1'	-5.98	1.46	1.53
37	BD	7	G	C2'-C1'	-5.98	1.46	1.53
40	BG	34	A	C2'-C1'	-5.98	1.46	1.53
41	BH	15	A	C2'-C1'	-5.98	1.46	1.53
85	AA	48	G	C2'-C1'	-5.98	1.46	1.53
85	AA	760	U	O3'-P	-5.98	1.53	1.61
85	AA	2208	G	C5'-C4'	-5.98	1.44	1.51
34	BA	1508	C	N3-C4	-5.98	1.29	1.33
34	BA	1552	C	N1-C6	-5.98	1.33	1.37
35	BB	424	U	O3'-P	-5.98	1.53	1.61
34	BA	28	C	C3'-C2'	-5.97	1.46	1.52

Continued on next page...

Continued from previous page...

Mol	Chain	Res	Type	Atoms	Z	Observed(Å)	Ideal(Å)
34	BA	57	A	C1'-N9	-5.97	1.38	1.46
34	BA	118	C	C2-N3	-5.97	1.30	1.35
34	BA	1000	G	C4'-C3'	-5.97	1.46	1.52
34	BA	1196	C	P-O5'	-5.97	1.53	1.59
35	BB	408	U	C4'-C3'	-5.97	1.46	1.52
35	BB	1057	G	C5-C4	-5.97	1.34	1.38
35	BB	1120	A	C3'-C2'	-5.97	1.46	1.52
35	BB	1177	U	C2-N3	-5.97	1.33	1.37
35	BB	1183	U	P-O5'	-5.97	1.53	1.59
35	BB	1258	G	C6-N1	-5.97	1.35	1.39
36	BC	16	A	C4'-C3'	-5.97	1.46	1.52
37	BD	111	U	N3-C4	-5.97	1.33	1.38
40	BG	46	G	C1'-N9	-5.97	1.38	1.46
85	AA	311	U	C3'-C2'	-5.97	1.46	1.52
85	AA	461	G	O3'-P	-5.97	1.53	1.61
85	AA	976	G	O3'-P	-5.97	1.53	1.61
85	AA	976	G	N9-C4	-5.97	1.33	1.38
85	AA	1458	G	O3'-P	-5.97	1.53	1.61
85	AA	1598	A	C4'-C3'	-5.97	1.46	1.52
34	BA	234	A	C5'-C4'	-5.97	1.44	1.51
34	BA	332	U	O3'-P	-5.97	1.53	1.61
34	BA	1516	G	N9-C4	-5.97	1.33	1.38
34	BA	1588	U	C3'-C2'	-5.97	1.46	1.52
34	BA	1596	C	O3'-P	-5.97	1.53	1.61
35	BB	386	G	N7-C5	-5.97	1.35	1.39
35	BB	464	C	C2'-C1'	-5.97	1.46	1.53
35	BB	483	C	C2'-C1'	-5.97	1.46	1.53
35	BB	1525	G	P-O5'	-5.97	1.53	1.59
36	BC	67	U	O4'-C1'	-5.97	1.33	1.41
36	BC	86	U	N1-C2	5.97	1.44	1.38
37	BD	25	G	N7-C5	-5.97	1.35	1.39
38	BE	136	G	P-O5'	-5.97	1.53	1.59
38	BE	140	G	N1-C2	-5.97	1.32	1.37
38	BE	170	U	O3'-P	-5.97	1.53	1.61
40	BG	60	A	O3'-P	-5.97	1.53	1.61
40	BG	171	A	O3'-P	-5.97	1.53	1.61
85	AA	130	G	C5'-C4'	-5.97	1.44	1.51
85	AA	312	G	C8-N7	-5.97	1.27	1.30
85	AA	1325	C	O3'-P	-5.97	1.53	1.61
85	AA	1527	G	C2'-C1'	-5.97	1.46	1.53
34	BA	1112	U	O3'-P	-5.97	1.53	1.61
34	BA	1134	A	C2'-C1'	-5.97	1.46	1.53

Continued on next page...

Continued from previous page...

Mol	Chain	Res	Type	Atoms	Z	Observed(Å)	Ideal(Å)
34	BA	1486	U	C2-N3	-5.97	1.33	1.37
34	BA	1644	A	C8-N7	-5.97	1.27	1.31
35	BB	424	U	P-O5'	-5.97	1.53	1.59
35	BB	1335	G	N1-C2	-5.97	1.32	1.37
85	AA	147	G	P-O5'	-5.97	1.53	1.59
85	AA	1707	G	O3'-P	-5.97	1.53	1.61
34	BA	257	G	C8-N7	-5.97	1.27	1.30
34	BA	448	U	O3'-P	-5.97	1.53	1.61
34	BA	540	G	C5-C4	-5.97	1.34	1.38
34	BA	953	G	N9-C4	-5.97	1.33	1.38
34	BA	1203	G	C1'-N9	-5.97	1.38	1.46
34	BA	1435	A	C5-C4	-5.97	1.34	1.38
34	BA	1827	C	C3'-C2'	-5.97	1.46	1.52
35	BB	121	A	N9-C8	-5.97	1.32	1.37
35	BB	514	G	N1-C2	-5.97	1.32	1.37
35	BB	712	U	O3'-P	-5.97	1.53	1.61
36	BC	71	A	N9-C4	-5.97	1.34	1.37
37	BD	84	U	N3-C4	-5.97	1.33	1.38
85	AA	714	U	N3-C4	-5.97	1.33	1.38
85	AA	744	C	C4-C5	-5.97	1.38	1.43
85	AA	807	A	C4'-C3'	-5.97	1.46	1.52
85	AA	1129	A	C2'-C1'	-5.97	1.46	1.53
85	AA	1282	A	P-O5'	-5.97	1.53	1.59
85	AA	1364	U	C2'-C1'	-5.97	1.46	1.53
85	AA	1555	G	C6-N1	-5.97	1.35	1.39
85	AA	1952	C	C2'-C1'	-5.97	1.46	1.53
34	BA	1197	U	N3-C4	-5.97	1.33	1.38
34	BA	1201	G	C2'-C1'	-5.97	1.46	1.53
35	BB	64	U	N1-C2	-5.97	1.33	1.38
35	BB	1147	G	C5'-C4'	-5.97	1.44	1.51
38	BE	192	A	C8-N7	-5.97	1.27	1.31
85	AA	1927	G	C2-N3	-5.97	1.27	1.32
34	BA	344	G	C8-N7	-5.97	1.27	1.30
34	BA	810	A	O3'-P	-5.97	1.53	1.61
34	BA	1122	G	P-O5'	-5.97	1.53	1.59
34	BA	1266	A	N3-C4	-5.97	1.31	1.34
35	BB	522	A	P-O5'	-5.97	1.53	1.59
35	BB	1298	C	N3-C4	-5.97	1.29	1.33
34	BA	527	C	C3'-C2'	-5.96	1.46	1.52
34	BA	1062	G	C5-C6	-5.96	1.36	1.42
34	BA	1260	G	C2-N2	-5.96	1.28	1.34
34	BA	1643	U	P-O5'	-5.96	1.53	1.59

Continued on next page...

Continued from previous page...

Mol	Chain	Res	Type	Atoms	Z	Observed(Å)	Ideal(Å)
34	BA	1682	A	C2'-C1'	-5.96	1.46	1.53
34	BA	1687	A	C4'-O4'	-5.96	1.37	1.45
35	BB	65	A	C2'-C1'	-5.96	1.46	1.53
35	BB	93	A	C5-C6	-5.96	1.35	1.41
35	BB	571	C	C1'-N1	-5.96	1.38	1.46
35	BB	628	A	C6-N1	-5.96	1.31	1.35
36	BC	18	G	P-O5'	-5.96	1.53	1.59
38	BE	17	U	C1'-N1	-5.96	1.38	1.46
38	BE	96	G	C6-N1	-5.96	1.35	1.39
40	BG	93	U	N3-C4	-5.96	1.33	1.38
85	AA	65	A	N9-C8	-5.96	1.32	1.37
85	AA	74	U	O3'-P	-5.96	1.53	1.61
85	AA	359	A	C3'-C2'	-5.96	1.46	1.52
85	AA	483	G	N9-C8	-5.96	1.33	1.37
85	AA	519	A	C5-C4	-5.96	1.34	1.38
85	AA	931	G	C2-N2	-5.96	1.28	1.34
85	AA	1560	A	P-O5'	-5.96	1.53	1.59
85	AA	1933	G	C4'-C3'	5.96	1.59	1.53
85	AA	2039	G	C2'-C1'	-5.96	1.46	1.53
35	BB	71	A	C3'-C2'	-5.96	1.46	1.52
35	BB	87	G	N7-C5	-5.96	1.35	1.39
35	BB	833	G	C2-N3	-5.96	1.27	1.32
40	BG	19	C	C3'-C2'	-5.96	1.46	1.52
41	BH	105	U	C4'-C3'	-5.96	1.46	1.52
85	AA	660	G	O3'-P	-5.96	1.53	1.61
34	BA	684	G	C4'-C3'	5.96	1.59	1.53
34	BA	731	A	N9-C4	-5.96	1.34	1.37
34	BA	877	U	C2'-C1'	-5.96	1.46	1.53
34	BA	1363	A	N9-C4	-5.96	1.34	1.37
34	BA	1540	C	P-O5'	-5.96	1.53	1.59
34	BA	1668	C	O4'-C1'	-5.96	1.33	1.41
35	BB	637	G	P-O5'	-5.96	1.53	1.59
35	BB	1228	A	C2'-C1'	-5.96	1.46	1.53
35	BB	1413	U	N3-C4	-5.96	1.33	1.38
85	AA	252	G	N9-C4	-5.96	1.33	1.38
85	AA	574	U	P-O5'	-5.96	1.53	1.59
85	AA	684	G	N1-C2	-5.96	1.32	1.37
85	AA	778	C	C3'-C2'	-5.96	1.46	1.52
85	AA	811	A	C5-C4	-5.96	1.34	1.38
85	AA	1992	A	C6-N1	-5.96	1.31	1.35
34	BA	622	G	P-O5'	-5.96	1.53	1.59
34	BA	629	G	C6-N1	-5.96	1.35	1.39

Continued on next page...

Continued from previous page...

Mol	Chain	Res	Type	Atoms	Z	Observed(Å)	Ideal(Å)
34	BA	1838	U	C3'-C2'	-5.96	1.46	1.52
35	BB	607	G	C6-N1	-5.96	1.35	1.39
35	BB	772	U	O3'-P	-5.96	1.53	1.61
37	BD	27	A	C3'-C2'	-5.96	1.46	1.52
85	AA	185	A	C8-N7	-5.96	1.27	1.31
85	AA	375	C	C2-N3	-5.96	1.30	1.35
85	AA	963	U	C3'-C2'	-5.96	1.46	1.52
85	AA	1108	U	O3'-P	-5.96	1.53	1.61
85	AA	2132	A	C5-C4	-5.96	1.34	1.38
34	BA	103	G	N9-C8	-5.96	1.33	1.37
34	BA	603	U	C4-C5	-5.96	1.38	1.43
34	BA	1072	U	C2'-C1'	-5.96	1.46	1.53
34	BA	1148	U	C2-N3	-5.96	1.33	1.37
34	BA	1452	U	C2-N3	-5.96	1.33	1.37
34	BA	1519	G	C5-C4	-5.96	1.34	1.38
35	BB	74	U	C2-N3	-5.96	1.33	1.37
35	BB	1092	G	C3'-C2'	-5.96	1.46	1.52
36	BC	145	G	C1'-N9	-5.96	1.38	1.46
85	AA	159	G	C5-C4	-5.96	1.34	1.38
85	AA	868	A	C3'-C2'	-5.96	1.46	1.52
34	BA	1252	G	N9-C8	-5.96	1.33	1.37
35	BB	118	A	C5-C4	-5.96	1.34	1.38
35	BB	567	G	C2-N2	-5.96	1.28	1.34
35	BB	1061	G	N3-C4	-5.96	1.31	1.35
36	BC	116	C	N1-C6	-5.96	1.33	1.37
38	BE	64	A	C5-C4	-5.96	1.34	1.38
40	BG	148	C	O4'-C1'	-5.96	1.33	1.41
41	BH	68	G	N7-C5	-5.96	1.35	1.39
85	AA	1510	A	C3'-C2'	-5.96	1.46	1.52
85	AA	1622	G	O3'-P	-5.96	1.54	1.61
85	AA	1813	C	O3'-P	-5.96	1.54	1.61
85	AA	1894	G	O4'-C1'	-5.96	1.33	1.41
85	AA	1960	C	C2'-C1'	-5.96	1.46	1.53
85	AA	2086	C	C4'-C3'	-5.96	1.46	1.52
35	BB	648	G	C4'-O4'	-5.96	1.37	1.45
35	BB	1407	U	C2'-C1'	-5.96	1.46	1.53
40	BG	107	U	C1'-N1	-5.96	1.38	1.46
41	BH	131	A	N3-C4	-5.96	1.31	1.34
85	AA	431	G	C2-N3	-5.96	1.27	1.32
85	AA	497	G	C2-N2	-5.96	1.28	1.34
85	AA	1618	G	N9-C4	-5.96	1.33	1.38
34	BA	185	A	N9-C4	-5.95	1.34	1.37

Continued on next page...

Continued from previous page...

Mol	Chain	Res	Type	Atoms	Z	Observed(Å)	Ideal(Å)
34	BA	201	A	N9-C4	-5.95	1.34	1.37
34	BA	532	C	C3'-C2'	-5.95	1.46	1.52
34	BA	557	U	C2'-O2'	5.95	1.49	1.41
34	BA	804	G	C5'-C4'	-5.95	1.44	1.51
34	BA	1195	G	N9-C4	-5.95	1.33	1.38
35	BB	1396	G	P-O5'	-5.95	1.53	1.59
35	BB	1437	U	C2'-C1'	-5.95	1.46	1.53
37	BD	5	A	C5-C4	-5.95	1.34	1.38
38	BE	129	G	C5-C6	-5.95	1.36	1.42
38	BE	141	A	C5-C4	-5.95	1.34	1.38
85	AA	333	A	N7-C5	-5.95	1.35	1.39
85	AA	693	A	C6-N1	-5.95	1.31	1.35
85	AA	966	G	O3'-P	-5.95	1.54	1.61
34	BA	146	G	P-O5'	-5.95	1.53	1.59
35	BB	442	U	C4'-O4'	-5.95	1.37	1.45
35	BB	1045	G	C2-N2	-5.95	1.28	1.34
35	BB	1336	G	C2-N2	-5.95	1.28	1.34
38	BE	121	G	P-O5'	-5.95	1.53	1.59
85	AA	412	G	C6-N1	-5.95	1.35	1.39
35	BB	968	C	P-O5'	-5.95	1.53	1.59
35	BB	1144	A	P-O5'	-5.95	1.53	1.59
36	BC	79	A	C1'-N9	-5.95	1.38	1.46
38	BE	46	G	N9-C4	-5.95	1.33	1.38
85	AA	400	G	C2-N3	-5.95	1.27	1.32
85	AA	993	G	N7-C5	-5.95	1.35	1.39
85	AA	1243	G	C5-C4	-5.95	1.34	1.38
34	BA	955	G	C5-C4	-5.95	1.34	1.38
34	BA	1094	U	C1'-N1	-5.95	1.38	1.46
34	BA	1310	C	C4-N4	-5.95	1.28	1.33
35	BB	1212	C	O3'-P	-5.95	1.54	1.61
37	BD	99	G	C5-C6	-5.95	1.36	1.42
85	AA	557	G	C3'-C2'	-5.95	1.46	1.52
85	AA	824	C	P-O5'	-5.95	1.53	1.59
85	AA	1142	G	C3'-C2'	-5.95	1.46	1.52
34	BA	445	C	P-O5'	-5.95	1.53	1.59
35	BB	78	C	P-O5'	-5.95	1.53	1.59
35	BB	580	A	C4'-C3'	5.95	1.59	1.53
36	BC	90	U	C2'-C1'	-5.95	1.46	1.53
85	AA	167	A	C3'-C2'	-5.95	1.46	1.52
85	AA	373	G	C5-C4	-5.95	1.34	1.38
85	AA	1499	G	N9-C8	-5.95	1.33	1.37
85	AA	1619	A	N9-C4	-5.95	1.34	1.37

Continued on next page...

Continued from previous page...

Mol	Chain	Res	Type	Atoms	Z	Observed(Å)	Ideal(Å)
34	BA	20	A	C5-C6	-5.95	1.35	1.41
34	BA	609	G	C5-C4	-5.95	1.34	1.38
34	BA	1414	C	O3'-P	-5.95	1.54	1.61
34	BA	1474	G	C5-C4	-5.95	1.34	1.38
35	BB	498	G	O3'-P	-5.95	1.54	1.61
35	BB	678	U	C4'-C3'	-5.95	1.46	1.52
35	BB	802	G	O3'-P	-5.95	1.54	1.61
35	BB	1271	A	C2'-C1'	-5.95	1.46	1.53
36	BC	154	A	C5-C4	-5.95	1.34	1.38
37	BD	44	U	N3-C4	-5.95	1.33	1.38
38	BE	184	G	O3'-P	-5.95	1.54	1.61
85	AA	991	G	C2-N2	-5.95	1.28	1.34
85	AA	1158	U	O3'-P	-5.95	1.54	1.61
34	BA	1640	G	C2-N2	-5.94	1.28	1.34
34	BA	1656	A	C8-N7	-5.94	1.27	1.31
35	BB	1045	G	C3'-C2'	-5.94	1.46	1.52
85	AA	1125	G	N9-C8	-5.94	1.33	1.37
85	AA	1864	G	N3-C4	-5.94	1.31	1.35
34	BA	78	U	C2-N3	-5.94	1.33	1.37
34	BA	106	U	P-O5'	-5.94	1.53	1.59
34	BA	301	U	C3'-C2'	-5.94	1.46	1.52
34	BA	339	G	N9-C4	-5.94	1.33	1.38
34	BA	679	U	C1'-N1	-5.94	1.38	1.46
35	BB	372	U	C3'-C2'	-5.94	1.46	1.52
35	BB	874	G	C2'-C1'	-5.94	1.46	1.53
35	BB	1058	U	N3-C4	-5.94	1.33	1.38
35	BB	1488	G	C5-C4	-5.94	1.34	1.38
41	BH	130	G	P-O5'	-5.94	1.53	1.59
85	AA	873	U	C3'-O3'	5.94	1.50	1.42
85	AA	1448	A	C4'-C3'	-5.94	1.46	1.52
85	AA	1884	A	O3'-P	-5.94	1.54	1.61
34	BA	56	G	N9-C8	-5.94	1.33	1.37
34	BA	440	A	C2'-C1'	-5.94	1.46	1.53
34	BA	737	U	C3'-C2'	-5.94	1.46	1.52
34	BA	961	C	C2-N3	-5.94	1.30	1.35
34	BA	990	G	N1-C2	-5.94	1.32	1.37
34	BA	996	U	N3-C4	-5.94	1.33	1.38
34	BA	1327	G	N9-C8	-5.94	1.33	1.37
34	BA	1768	G	C2'-C1'	-5.94	1.46	1.53
35	BB	450	A	C3'-C2'	-5.94	1.46	1.52
35	BB	496	C	C4'-C3'	-5.94	1.46	1.52
35	BB	1101	C	P-O5'	-5.94	1.53	1.59

Continued on next page...

Continued from previous page...

Mol	Chain	Res	Type	Atoms	Z	Observed(Å)	Ideal(Å)
35	BB	1469	A	C2'-C1'	-5.94	1.46	1.53
36	BC	36	G	N3-C4	-5.94	1.31	1.35
38	BE	68	U	N3-C4	-5.94	1.33	1.38
85	AA	352	G	N7-C5	-5.94	1.35	1.39
85	AA	1162	A	O3'-P	-5.94	1.54	1.61
85	AA	1227	A	C5-C4	-5.94	1.34	1.38
85	AA	1471	G	C6-O6	-5.94	1.18	1.24
34	BA	114	U	C4'-O4'	-5.94	1.37	1.45
38	BE	130	G	O3'-P	-5.94	1.54	1.61
40	BG	169	A	C8-N7	-5.94	1.27	1.31
85	AA	1369	U	O3'-P	-5.94	1.54	1.61
34	BA	40	A	N9-C4	-5.94	1.34	1.37
34	BA	306	G	O3'-P	-5.94	1.54	1.61
34	BA	741	A	O4'-C1'	-5.94	1.33	1.41
34	BA	786	U	N1-C6	-5.94	1.32	1.38
34	BA	907	A	P-O5'	-5.94	1.53	1.59
34	BA	1098	G	N9-C4	-5.94	1.33	1.38
34	BA	1100	A	O3'-P	-5.94	1.54	1.61
34	BA	1274	A	N3-C4	-5.94	1.31	1.34
35	BB	627	G	C2-N2	-5.94	1.28	1.34
35	BB	1038	G	C5-C4	-5.94	1.34	1.38
35	BB	1384	A	P-O5'	-5.94	1.53	1.59
35	BB	1444	U	C2'-C1'	-5.94	1.46	1.53
36	BC	56	G	C1'-N9	-5.94	1.38	1.46
38	BE	46	G	O4'-C1'	-5.94	1.33	1.41
38	BE	53	U	C2'-C1'	-5.94	1.46	1.53
38	BE	166	G	C3'-C2'	-5.94	1.46	1.52
85	AA	34	G	C6-N1	-5.94	1.35	1.39
85	AA	526	G	C5'-C4'	-5.94	1.44	1.51
85	AA	693	A	C3'-C2'	5.94	1.59	1.52
85	AA	929	G	N7-C5	-5.94	1.35	1.39
85	AA	1523	G	C5-C4	-5.94	1.34	1.38
85	AA	1648	G	O3'-P	-5.94	1.54	1.61
34	BA	905	A	O3'-P	-5.94	1.54	1.61
34	BA	1550	G	C4'-C3'	-5.94	1.46	1.52
35	BB	1161	G	C2-N3	-5.94	1.28	1.32
36	BC	25	C	C4-C5	-5.94	1.38	1.43
85	AA	390	U	C1'-N1	-5.94	1.38	1.46
85	AA	1202	G	C6-N1	-5.94	1.35	1.39
34	BA	433	G	C5-C4	-5.93	1.34	1.38
34	BA	579	U	N1-C2	-5.93	1.33	1.38
34	BA	585	G	C5-C6	-5.93	1.36	1.42

Continued on next page...

Continued from previous page...

Mol	Chain	Res	Type	Atoms	Z	Observed(Å)	Ideal(Å)
34	BA	754	G	C2-N2	-5.93	1.28	1.34
35	BB	103	C	O3'-P	-5.93	1.54	1.61
35	BB	714	U	N3-C4	-5.93	1.33	1.38
35	BB	785	G	N9-C8	-5.93	1.33	1.37
35	BB	812	G	C6-N1	-5.93	1.35	1.39
35	BB	891	U	O3'-P	-5.93	1.54	1.61
35	BB	1050	A	N7-C5	-5.93	1.35	1.39
35	BB	1430	G	N7-C5	-5.93	1.35	1.39
38	BE	107	U	C5'-C4'	5.93	1.58	1.51
85	AA	1859	C	O3'-P	-5.93	1.54	1.61
34	BA	236	A	C4'-O4'	-5.93	1.37	1.45
34	BA	244	A	C2'-C1'	-5.93	1.46	1.53
34	BA	790	G	C6-N1	-5.93	1.35	1.39
34	BA	1472	G	C5-C4	-5.93	1.34	1.38
34	BA	1714	A	C1'-N9	-5.93	1.38	1.46
35	BB	314	A	O3'-P	-5.93	1.54	1.61
35	BB	449	C	N3-C4	-5.93	1.29	1.33
35	BB	1082	A	C5-C4	-5.93	1.34	1.38
35	BB	1426	G	C3'-C2'	-5.93	1.46	1.52
40	BG	138	C	C3'-C2'	-5.93	1.46	1.52
40	BG	152	G	C2'-C1'	-5.93	1.46	1.53
85	AA	378	A	C6-N6	-5.93	1.29	1.33
85	AA	1130	G	N7-C5	-5.93	1.35	1.39
85	AA	1220	A	C4'-C3'	-5.93	1.46	1.52
85	AA	1496	U	O4'-C1'	-5.93	1.33	1.41
85	AA	1544	G	C3'-C2'	-5.93	1.46	1.52
85	AA	1869	U	C2'-C1'	-5.93	1.46	1.53
85	AA	2217	A	C1'-N9	-5.93	1.38	1.46
34	BA	40	A	N3-C4	-5.93	1.31	1.34
34	BA	419	U	N1-C2	-5.93	1.33	1.38
34	BA	493	G	C2-N2	-5.93	1.28	1.34
34	BA	1023	G	C6-N1	-5.93	1.35	1.39
35	BB	439	G	C5-C4	-5.93	1.34	1.38
35	BB	1037	A	N9-C4	-5.93	1.34	1.37
35	BB	1155	U	N3-C4	-5.93	1.33	1.38
38	BE	13	A	C1'-N9	-5.93	1.38	1.46
39	BF	67	A	O3'-P	-5.93	1.54	1.61
85	AA	277	G	C1'-N9	-5.93	1.38	1.46
85	AA	2016	A	C2'-C1'	-5.93	1.46	1.53
34	BA	442	G	N9-C4	-5.93	1.33	1.38
34	BA	956	G	O3'-P	-5.93	1.54	1.61
34	BA	1017	C	C2'-C1'	-5.93	1.46	1.53

Continued on next page...

Continued from previous page...

Mol	Chain	Res	Type	Atoms	Z	Observed(Å)	Ideal(Å)
35	BB	497	C	C3'-C2'	-5.93	1.46	1.52
36	BC	154	A	C8-N7	-5.93	1.27	1.31
38	BE	20	C	C4'-C3'	-5.93	1.46	1.52
85	AA	877	G	C5-C4	-5.93	1.34	1.38
34	BA	1542	A	C5-C4	-5.93	1.34	1.38
35	BB	673	C	N1-C6	-5.93	1.33	1.37
35	BB	1220	A	C5-C4	-5.93	1.34	1.38
40	BG	80	G	C1'-N9	-5.93	1.38	1.46
85	AA	90	A	O3'-P	-5.93	1.54	1.61
85	AA	1006	C	C3'-C2'	-5.93	1.46	1.52
86	AB	19	G	C2-N2	-5.93	1.28	1.34
34	BA	148	G	N9-C4	-5.93	1.33	1.38
34	BA	331	G	N7-C5	-5.93	1.35	1.39
34	BA	471	U	C2'-C1'	-5.93	1.46	1.53
34	BA	496	G	C2-N2	-5.93	1.28	1.34
34	BA	626	G	C6-N1	-5.93	1.35	1.39
34	BA	633	G	C3'-C2'	-5.93	1.46	1.52
34	BA	675	C	C4-C5	-5.93	1.38	1.43
35	BB	775	U	O3'-P	-5.93	1.54	1.61
35	BB	1192	C	C4'-C3'	-5.93	1.46	1.52
38	BE	149	A	N9-C8	-5.93	1.33	1.37
40	BG	48	U	C2'-C1'	-5.93	1.46	1.53
85	AA	747	U	C2-N3	-5.93	1.33	1.37
85	AA	1630	U	O3'-P	-5.93	1.54	1.61
85	AA	2129	U	C4'-C3'	-5.93	1.46	1.52
34	BA	187	G	C6-N1	-5.92	1.35	1.39
34	BA	353	U	P-O5'	-5.92	1.53	1.59
34	BA	426	A	N9-C8	-5.92	1.33	1.37
34	BA	745	A	C4'-C3'	-5.92	1.46	1.52
34	BA	757	G	C3'-C2'	-5.92	1.46	1.52
34	BA	992	A	C5-C6	-5.92	1.35	1.41
34	BA	1251	A	C5-C4	-5.92	1.34	1.38
34	BA	1257	U	N1-C2	-5.92	1.33	1.38
34	BA	1542	A	C2'-C1'	-5.92	1.46	1.53
35	BB	79	U	C3'-C2'	-5.92	1.46	1.52
35	BB	789	G	N9-C4	-5.92	1.33	1.38
35	BB	812	G	C1'-N9	-5.92	1.38	1.46
35	BB	1357	C	C2-N3	-5.92	1.31	1.35
37	BD	93	G	C2-N2	-5.92	1.28	1.34
40	BG	25	G	N9-C4	-5.92	1.33	1.38
85	AA	69	C	P-O5'	-5.92	1.53	1.59
85	AA	379	U	C2-N3	-5.92	1.33	1.37

Continued on next page...

Continued from previous page...

Mol	Chain	Res	Type	Atoms	Z	Observed(Å)	Ideal(Å)
85	AA	1169	A	P-O5'	-5.92	1.53	1.59
85	AA	1695	G	N3-C4	-5.92	1.31	1.35
34	BA	184	C	C5'-C4'	-5.92	1.44	1.51
35	BB	377	A	C1'-N9	-5.92	1.38	1.46
34	BA	140	C	C4'-O4'	-5.92	1.37	1.45
34	BA	678	C	N1-C6	-5.92	1.33	1.37
34	BA	1324	G	N7-C5	-5.92	1.35	1.39
34	BA	1529	G	N7-C5	-5.92	1.35	1.39
34	BA	1654	G	P-O5'	-5.92	1.53	1.59
35	BB	372	U	C4'-C3'	-5.92	1.46	1.52
35	BB	793	A	O3'-P	-5.92	1.54	1.61
35	BB	806	U	C3'-C2'	-5.92	1.46	1.52
35	BB	1442	C	O3'-P	-5.92	1.54	1.61
85	AA	32	U	N1-C2	-5.92	1.33	1.38
85	AA	562	C	P-O5'	-5.92	1.53	1.59
85	AA	631	G	C1'-N9	-5.92	1.38	1.46
34	BA	1097	G	C6-N1	-5.92	1.35	1.39
34	BA	162	G	N3-C4	-5.92	1.31	1.35
34	BA	939	C	N3-C4	-5.92	1.29	1.33
34	BA	1087	A	C1'-N9	-5.92	1.38	1.46
34	BA	1520	A	C1'-N9	-5.92	1.38	1.46
34	BA	1627	U	C5'-C4'	5.92	1.58	1.51
34	BA	1655	G	C2-N2	-5.92	1.28	1.34
35	BB	480	C	O3'-P	-5.92	1.54	1.61
35	BB	618	U	C1'-N1	-5.92	1.38	1.46
35	BB	1052	G	C5-C6	-5.92	1.36	1.42
35	BB	1199	A	C4'-O4'	-5.92	1.37	1.45
35	BB	1238	A	P-O5'	-5.92	1.53	1.59
37	BD	94	C	C3'-C2'	-5.92	1.46	1.52
41	BH	41	A	C8-N7	-5.92	1.27	1.31
83	Bx	47	PHE	C-N	5.92	1.43	1.33
85	AA	194	U	C3'-C2'	-5.92	1.46	1.52
85	AA	739	C	C3'-C2'	-5.92	1.46	1.52
85	AA	1533	C	O3'-P	-5.92	1.54	1.61
85	AA	1541	G	C5-C4	-5.92	1.34	1.38
85	AA	2007	G	C6-N1	-5.92	1.35	1.39
34	BA	208	A	N9-C4	5.92	1.41	1.37
34	BA	936	A	C5-C4	-5.92	1.34	1.38
34	BA	1114	G	N7-C5	-5.92	1.35	1.39
34	BA	1780	U	C2'-C1'	-5.92	1.46	1.53
35	BB	35	G	C3'-C2'	-5.92	1.46	1.52
35	BB	596	C	C1'-N1	-5.92	1.38	1.46

Continued on next page...

Continued from previous page...

Mol	Chain	Res	Type	Atoms	Z	Observed(Å)	Ideal(Å)
35	BB	664	A	C4'-O4'	-5.92	1.37	1.45
35	BB	1526	C	P-O5'	-5.92	1.53	1.59
37	BD	118	C	P-O5'	-5.92	1.53	1.59
39	BF	17	U	C2-N3	-5.92	1.33	1.37
41	BH	130	G	N7-C5	-5.92	1.35	1.39
85	AA	548	G	O3'-P	-5.92	1.54	1.61
85	AA	782	G	C2'-C1'	-5.92	1.46	1.53
34	BA	421	G	C2'-C1'	-5.92	1.46	1.53
34	BA	755	G	C2-N3	-5.92	1.28	1.32
35	BB	1099	U	N3-C4	-5.92	1.33	1.38
35	BB	1371	G	P-O5'	-5.92	1.53	1.59
38	BE	146	U	C3'-C2'	-5.92	1.46	1.52
40	BG	31	G	C5-C6	-5.92	1.36	1.42
41	BH	19	G	C5-C4	-5.92	1.34	1.38
85	AA	432	A	O4'-C1'	-5.92	1.33	1.41
34	BA	14	G	C2-N2	-5.91	1.28	1.34
34	BA	244	A	C1'-N9	-5.91	1.38	1.46
34	BA	1221	A	N1-C2	-5.91	1.29	1.34
34	BA	1226	G	N7-C5	-5.91	1.35	1.39
34	BA	1342	C	O3'-P	-5.91	1.54	1.61
34	BA	1836	A	C5-C4	-5.91	1.34	1.38
35	BB	545	C	C4-C5	-5.91	1.38	1.43
35	BB	1151	A	N3-C4	-5.91	1.31	1.34
35	BB	1235	A	C1'-N9	-5.91	1.38	1.46
36	BC	4	G	N3-C4	-5.91	1.31	1.35
85	AA	276	C	O3'-P	-5.91	1.54	1.61
85	AA	361	U	C2-N3	-5.91	1.33	1.37
85	AA	489	C	C4-N4	-5.91	1.28	1.33
85	AA	767	A	C5'-C4'	5.91	1.58	1.51
85	AA	2145	G	P-O5'	-5.91	1.53	1.59
34	BA	691	A	O3'-P	-5.91	1.54	1.61
35	BB	618	U	O3'-P	-5.91	1.54	1.61
35	BB	1146	C	C4'-C3'	-5.91	1.46	1.52
35	BB	1159	U	C1'-N1	-5.91	1.38	1.46
35	BB	1258	G	N3-C4	-5.91	1.31	1.35
35	BB	1271	A	C6-N1	-5.91	1.31	1.35
40	BG	84	U	C2'-C1'	-5.91	1.46	1.53
85	AA	992	G	C5-C4	-5.91	1.34	1.38
85	AA	1129	A	N9-C4	-5.91	1.34	1.37
85	AA	1913	G	O3'-P	-5.91	1.54	1.61
85	AA	2071	U	C3'-C2'	-5.91	1.46	1.52
34	BA	112	C	C1'-N1	-5.91	1.38	1.46

Continued on next page...

Continued from previous page...

Mol	Chain	Res	Type	Atoms	Z	Observed(Å)	Ideal(Å)
34	BA	181	G	C1'-N9	-5.91	1.38	1.46
34	BA	590	U	C3'-C2'	-5.91	1.46	1.52
34	BA	814	C	C1'-N1	-5.91	1.38	1.46
34	BA	1224	A	C5-C4	-5.91	1.34	1.38
35	BB	417	A	C2'-C1'	-5.91	1.46	1.53
35	BB	1415	G	N9-C4	-5.91	1.33	1.38
35	BB	1424	G	C4'-C3'	-5.91	1.46	1.52
38	BE	53	U	C4-C5	-5.91	1.38	1.43
38	BE	115	U	C2-N3	-5.91	1.33	1.37
40	BG	22	G	C3'-O3'	-5.91	1.33	1.42
85	AA	355	G	C1'-N9	-5.91	1.38	1.46
85	AA	679	A	N3-C4	-5.91	1.31	1.34
85	AA	774	C	C3'-C2'	-5.91	1.46	1.52
85	AA	802	A	O3'-P	-5.91	1.54	1.61
85	AA	1298	G	C6-N1	-5.91	1.35	1.39
85	AA	1528	A	N9-C8	-5.91	1.33	1.37
34	BA	444	A	C5-C4	-5.91	1.34	1.38
35	BB	473	U	O3'-P	-5.91	1.54	1.61
35	BB	833	G	C2-N2	-5.91	1.28	1.34
35	BB	1394	A	C5-C4	-5.91	1.34	1.38
37	BD	21	G	C6-N1	-5.91	1.35	1.39
39	BF	48	G	C8-N7	-5.91	1.27	1.30
40	BG	76	C	N3-C4	5.91	1.38	1.33
85	AA	477	U	C2'-C1'	-5.91	1.46	1.53
85	AA	622	G	N9-C8	-5.91	1.33	1.37
85	AA	945	A	C4'-C3'	-5.91	1.46	1.52
85	AA	1258	U	C2'-C1'	-5.91	1.46	1.53
85	AA	1844	A	C2'-C1'	-5.91	1.46	1.53
34	BA	1332	U	C1'-N1	-5.91	1.38	1.46
34	BA	1437	G	C2-N2	-5.91	1.28	1.34
35	BB	100	A	C3'-C2'	-5.91	1.46	1.52
35	BB	510	A	C6-N1	-5.91	1.31	1.35
35	BB	616	U	C3'-C2'	-5.91	1.46	1.52
85	AA	742	U	O3'-P	-5.91	1.54	1.61
85	AA	764	U	O3'-P	-5.91	1.54	1.61
85	AA	2130	G	C2-N2	-5.91	1.28	1.34
34	BA	121	A	C4'-O4'	-5.91	1.37	1.45
34	BA	473	A	C2'-C1'	-5.91	1.46	1.53
34	BA	479	U	C2-N3	-5.91	1.33	1.37
34	BA	540	G	O3'-P	-5.91	1.54	1.61
34	BA	707	C	C3'-C2'	-5.91	1.46	1.52
34	BA	900	A	O4'-C1'	-5.91	1.33	1.41

Continued on next page...

Continued from previous page...

Mol	Chain	Res	Type	Atoms	Z	Observed(Å)	Ideal(Å)
34	BA	1048	C	O3'-P	-5.91	1.54	1.61
34	BA	1548	A	C4'-C3'	-5.91	1.46	1.52
35	BB	426	A	C5-C4	-5.91	1.34	1.38
35	BB	518	G	C3'-C2'	-5.91	1.46	1.52
35	BB	691	A	O3'-P	-5.91	1.54	1.61
35	BB	853	U	P-O5'	-5.91	1.53	1.59
35	BB	1407	U	C4'-C3'	-5.91	1.46	1.52
37	BD	98	G	C1'-N9	-5.91	1.38	1.46
39	BF	62	U	C1'-N1	-5.91	1.38	1.46
85	AA	146	U	C2-N3	-5.91	1.33	1.37
85	AA	704	A	P-O5'	-5.91	1.53	1.59
85	AA	1511	C	N1-C6	-5.91	1.33	1.37
85	AA	1986	G	O3'-P	-5.91	1.54	1.61
34	BA	1193	A	C1'-N9	-5.90	1.38	1.46
34	BA	1418	G	C5-C6	-5.90	1.36	1.42
35	BB	790	A	N7-C5	-5.90	1.35	1.39
85	AA	168	A	C3'-C2'	-5.90	1.46	1.52
85	AA	424	A	C5-C4	-5.90	1.34	1.38
85	AA	696	G	N9-C4	-5.90	1.33	1.38
85	AA	2035	C	C4'-C3'	-5.90	1.46	1.52
34	BA	129	U	C2'-C1'	-5.90	1.46	1.53
34	BA	683	C	C3'-O3'	5.90	1.50	1.42
34	BA	1149	C	C3'-C2'	-5.90	1.46	1.52
34	BA	1190	A	N9-C4	-5.90	1.34	1.37
35	BB	488	G	N9-C8	-5.90	1.33	1.37
35	BB	1124	G	C5-C6	-5.90	1.36	1.42
38	BE	194	A	C6-N1	-5.90	1.31	1.35
40	BG	174	G	C4'-C3'	-5.90	1.46	1.52
85	AA	378	A	C5-C4	-5.90	1.34	1.38
85	AA	515	C	C4'-C3'	-5.90	1.46	1.52
85	AA	879	G	C4'-C3'	-5.90	1.46	1.52
34	BA	293	A	N9-C8	-5.90	1.33	1.37
34	BA	655	U	C3'-C2'	-5.90	1.46	1.52
34	BA	934	G	N3-C4	-5.90	1.31	1.35
34	BA	1287	G	N3-C4	-5.90	1.31	1.35
34	BA	1405	A	C4'-C3'	-5.90	1.46	1.52
34	BA	1452	U	O3'-P	-5.90	1.54	1.61
35	BB	1227	G	C4'-C3'	-5.90	1.46	1.52
35	BB	1353	G	C6-N1	-5.90	1.35	1.39
38	BE	140	G	N9-C8	-5.90	1.33	1.37
85	AA	55	A	C5-C4	-5.90	1.34	1.38
85	AA	103	U	N3-C4	-5.90	1.33	1.38

Continued on next page...

Continued from previous page...

Mol	Chain	Res	Type	Atoms	Z	Observed(Å)	Ideal(Å)
85	AA	174	U	P-O5'	-5.90	1.53	1.59
85	AA	686	U	C2'-N3	-5.90	1.33	1.37
85	AA	730	G	C2'-C1'	-5.90	1.46	1.53
85	AA	1000	U	C1'-N1	-5.90	1.38	1.46
85	AA	1671	G	C2'-C1'	-5.90	1.46	1.53
85	AA	1931	C	C5'-C4'	5.90	1.58	1.51
34	BA	187	G	N1-C2	-5.90	1.33	1.37
34	BA	848	U	O3'-P	-5.90	1.54	1.61
34	BA	888	G	C3'-C2'	-5.90	1.46	1.52
34	BA	1069	U	C2-N3	-5.90	1.33	1.37
34	BA	1412	G	P-O5'	-5.90	1.53	1.59
35	BB	29	C	O3'-P	-5.90	1.54	1.61
35	BB	693	U	N1-C2	-5.90	1.33	1.38
35	BB	1197	G	P-O5'	-5.90	1.53	1.59
40	BG	106	G	N3-C4	-5.90	1.31	1.35
85	AA	572	G	C2-N3	-5.90	1.28	1.32
85	AA	2200	A	C4'-C3'	-5.90	1.46	1.52
86	AB	7	A	O3'-P	-5.90	1.54	1.61
34	BA	42	A	C1'-N9	-5.90	1.38	1.46
35	BB	1003	G	O3'-P	-5.90	1.54	1.61
35	BB	1186	A	N9-C4	-5.90	1.34	1.37
35	BB	1281	G	N3-C4	-5.90	1.31	1.35
35	BB	1401	G	C5-C4	-5.90	1.34	1.38
36	BC	10	C	C1'-N1	-5.90	1.38	1.46
38	BE	160	C	C4'-C3'	-5.90	1.46	1.52
39	BF	8	C	P-O5'	-5.90	1.53	1.59
85	AA	113	U	O3'-P	-5.90	1.54	1.61
85	AA	403	G	O3'-P	-5.90	1.54	1.61
85	AA	1856	G	C1'-N9	-5.90	1.38	1.46
34	BA	419	U	C3'-C2'	-5.90	1.46	1.52
34	BA	484	A	N7-C5	-5.90	1.35	1.39
34	BA	487	A	C6-N6	-5.90	1.29	1.33
34	BA	755	G	O4'-C1'	-5.90	1.33	1.41
34	BA	849	G	C1'-N9	-5.90	1.38	1.46
34	BA	1126	U	P-O5'	-5.90	1.53	1.59
34	BA	1252	G	C3'-C2'	-5.90	1.46	1.52
34	BA	1590	G	C4'-C3'	-5.90	1.46	1.52
35	BB	895	U	N1-C2	5.90	1.43	1.38
85	AA	57	G	C2-N2	-5.90	1.28	1.34
85	AA	475	A	O4'-C1'	-5.90	1.33	1.41
85	AA	764	U	N3-C4	-5.90	1.33	1.38
85	AA	917	A	O3'-P	-5.90	1.54	1.61

Continued on next page...

Continued from previous page...

Mol	Chain	Res	Type	Atoms	Z	Observed(Å)	Ideal(Å)
85	AA	2000	C	O3'-P	-5.90	1.54	1.61
85	AA	2123	U	C4'-O4'	-5.90	1.37	1.45
85	AA	2130	G	C8-N7	-5.90	1.27	1.30
25	AR	51	ASP	N-CA	-5.89	1.34	1.46
34	BA	255	G	C2-N2	-5.89	1.28	1.34
34	BA	392	A	P-O5'	-5.89	1.53	1.59
34	BA	487	A	O3'-P	-5.89	1.54	1.61
34	BA	1049	G	C2-N2	-5.89	1.28	1.34
34	BA	1415	C	C2'-C1'	-5.89	1.46	1.53
35	BB	602	G	N7-C5	-5.89	1.35	1.39
35	BB	1133	C	N3-C4	-5.89	1.29	1.33
36	BC	147	G	C5-C6	-5.89	1.36	1.42
38	BE	11	A	N9-C4	-5.89	1.34	1.37
49	BP	93	ARG	N-CA	-5.89	1.34	1.46
85	AA	430	G	C6-N1	-5.89	1.35	1.39
85	AA	784	C	C3'-C2'	-5.89	1.46	1.52
85	AA	1099	U	N3-C4	-5.89	1.33	1.38
85	AA	1248	U	C2-N3	-5.89	1.33	1.37
85	AA	1306	U	O3'-P	-5.89	1.54	1.61
85	AA	1456	A	P-O5'	-5.89	1.53	1.59
85	AA	2157	G	C2-N2	-5.89	1.28	1.34
34	BA	851	C	C3'-C2'	-5.89	1.46	1.52
34	BA	854	A	C2'-C1'	-5.89	1.46	1.53
34	BA	1262	A	O3'-P	-5.89	1.54	1.61
34	BA	1516	G	N9-C8	-5.89	1.33	1.37
34	BA	1544	G	C1'-N9	-5.89	1.38	1.46
35	BB	615	A	C5-C4	-5.89	1.34	1.38
35	BB	1187	G	C2'-C1'	-5.89	1.46	1.53
35	BB	1537	C	O3'-P	-5.89	1.54	1.61
38	BE	41	C	C3'-C2'	-5.89	1.46	1.52
38	BE	59	U	N3-C4	-5.89	1.33	1.38
38	BE	160	C	C4-N4	-5.89	1.28	1.33
39	BF	10	A	P-O5'	-5.89	1.53	1.59
85	AA	708	G	C5-C4	-5.89	1.34	1.38
85	AA	918	U	N3-C4	-5.89	1.33	1.38
34	BA	420	A	C2'-C1'	-5.89	1.46	1.53
34	BA	490	A	N9-C8	-5.89	1.33	1.37
34	BA	1424	G	N3-C4	-5.89	1.31	1.35
34	BA	1803	A	C8-N7	-5.89	1.27	1.31
35	BB	123	U	C2-N3	-5.89	1.33	1.37
35	BB	818	U	O3'-P	-5.89	1.54	1.61
85	AA	248	U	C2'-C1'	-5.89	1.46	1.53

Continued on next page...

Continued from previous page...

Mol	Chain	Res	Type	Atoms	Z	Observed(Å)	Ideal(Å)
85	AA	588	G	N9-C4	-5.89	1.33	1.38
85	AA	621	U	C2-N3	-5.89	1.33	1.37
85	AA	2127	G	C8-N7	-5.89	1.27	1.30
34	BA	112	C	N1-C6	-5.89	1.33	1.37
34	BA	331	G	C2'-C1'	-5.89	1.46	1.53
34	BA	699	G	C3'-C2'	-5.89	1.46	1.52
34	BA	1505	G	C2'-C1'	-5.89	1.46	1.53
34	BA	1590	G	N9-C4	-5.89	1.33	1.38
35	BB	104	G	P-O5'	-5.89	1.53	1.59
35	BB	465	C	C1'-N1	-5.89	1.38	1.46
35	BB	693	U	C2-N3	-5.89	1.33	1.37
35	BB	1197	G	O3'-P	-5.89	1.54	1.61
35	BB	1226	G	C2-N3	-5.89	1.28	1.32
35	BB	1259	A	O3'-P	-5.89	1.54	1.61
35	BB	1477	C	O3'-P	-5.89	1.54	1.61
35	BB	1511	U	O4'-C1'	-5.89	1.33	1.41
38	BE	210	G	P-O5'	-5.89	1.53	1.59
85	AA	324	U	O3'-P	-5.89	1.54	1.61
85	AA	879	G	N7-C5	-5.89	1.35	1.39
85	AA	1274	A	N3-C4	-5.89	1.31	1.34
85	AA	1698	A	C5-C4	-5.89	1.34	1.38
85	AA	1912	U	O3'-P	-5.89	1.54	1.61
34	BA	272	A	N3-C4	-5.89	1.31	1.34
34	BA	878	G	O3'-P	-5.89	1.54	1.61
34	BA	1245	C	C1'-N1	-5.89	1.38	1.46
34	BA	1741	G	C6-N1	-5.89	1.35	1.39
35	BB	1386	C	C2-N3	-5.89	1.31	1.35
35	BB	1430	G	N9-C4	-5.89	1.33	1.38
38	BE	91	G	C3'-C2'	-5.89	1.46	1.52
40	BG	156	G	C1'-N9	-5.89	1.38	1.46
85	AA	665	A	O3'-P	-5.89	1.54	1.61
85	AA	863	C	C2-N3	-5.89	1.31	1.35
34	BA	220	U	N3-C4	-5.89	1.33	1.38
34	BA	429	G	N9-C8	-5.89	1.33	1.37
34	BA	682	A	P-O5'	-5.89	1.53	1.59
34	BA	711	C	C2'-C1'	-5.89	1.46	1.53
34	BA	1331	G	C5-C4	-5.89	1.34	1.38
35	BB	269	A	C2'-C1'	-5.89	1.46	1.53
35	BB	1039	A	O3'-P	-5.89	1.54	1.61
36	BC	73	U	P-O5'	-5.89	1.53	1.59
36	BC	128	U	N3-C4	-5.89	1.33	1.38
38	BE	5	A	C5-C4	-5.89	1.34	1.38

Continued on next page...

Continued from previous page...

Mol	Chain	Res	Type	Atoms	Z	Observed(Å)	Ideal(Å)
39	BF	44	C	C4'-C3'	-5.89	1.46	1.52
40	BG	137	G	C3'-C2'	-5.89	1.46	1.52
85	AA	111	A	N7-C5	-5.89	1.35	1.39
85	AA	133	G	C2-N2	-5.89	1.28	1.34
85	AA	404	A	C1'-N9	-5.89	1.38	1.46
85	AA	747	U	P-O5'	-5.89	1.53	1.59
85	AA	1136	A	C8-N7	-5.89	1.27	1.31
85	AA	1734	A	N9-C4	5.89	1.41	1.37
85	AA	1978	G	C2-N2	-5.89	1.28	1.34
85	AA	2028	G	O3'-P	-5.89	1.54	1.61
34	BA	432	A	C8-N7	-5.88	1.27	1.31
34	BA	573	U	C2'-C1'	-5.88	1.46	1.53
34	BA	684	G	C6-N1	-5.88	1.35	1.39
34	BA	1457	C	O3'-P	-5.88	1.54	1.61
35	BB	695	U	C2-N3	-5.88	1.33	1.37
35	BB	1094	A	N9-C4	-5.88	1.34	1.37
35	BB	1268	C	O3'-P	-5.88	1.54	1.61
85	AA	159	G	N9-C8	-5.88	1.33	1.37
85	AA	258	G	N9-C4	-5.88	1.33	1.38
85	AA	318	A	C4'-O4'	-5.88	1.38	1.45
85	AA	678	A	N7-C5	-5.88	1.35	1.39
34	BA	713	C	C2-N3	-5.88	1.31	1.35
34	BA	896	U	O3'-P	-5.88	1.54	1.61
35	BB	1169	A	O3'-P	-5.88	1.54	1.61
85	AA	693	A	N3-C4	-5.88	1.31	1.34
85	AA	2031	C	C4'-C3'	-5.88	1.46	1.52
85	AA	2178	A	O3'-P	-5.88	1.54	1.61
34	BA	168	U	C3'-C2'	-5.88	1.46	1.52
34	BA	187	G	C1'-N9	-5.88	1.38	1.46
34	BA	759	A	C8-N7	-5.88	1.27	1.31
34	BA	860	G	N9-C8	-5.88	1.33	1.37
34	BA	1200	U	C2'-C1'	-5.88	1.46	1.53
35	BB	60	A	C5-C4	-5.88	1.34	1.38
35	BB	657	A	C6-N1	-5.88	1.31	1.35
35	BB	697	G	N1-C2	-5.88	1.33	1.37
35	BB	1086	G	N1-C2	-5.88	1.33	1.37
36	BC	18	G	C3'-C2'	-5.88	1.46	1.52
36	BC	86	U	C4'-C3'	5.88	1.59	1.53
39	BF	38	C	C2-N3	-5.88	1.31	1.35
39	BF	65	U	C4'-O4'	-5.88	1.38	1.45
85	AA	111	A	C6-N1	-5.88	1.31	1.35
85	AA	940	G	C8-N7	-5.88	1.27	1.30

Continued on next page...

Continued from previous page...

Mol	Chain	Res	Type	Atoms	Z	Observed(Å)	Ideal(Å)
34	BA	608	G	P-O5'	5.88	1.65	1.59
34	BA	1288	U	O3'-P	-5.88	1.54	1.61
34	BA	1403	G	C1'-N9	-5.88	1.38	1.46
35	BB	679	G	N1-C2	-5.88	1.33	1.37
34	BA	242	U	C3'-C2'	-5.88	1.46	1.52
34	BA	841	G	C6-N1	-5.88	1.35	1.39
34	BA	1030	C	P-O5'	-5.88	1.53	1.59
34	BA	1285	G	N7-C5	-5.88	1.35	1.39
34	BA	1347	G	C2-N2	-5.88	1.28	1.34
34	BA	1605	G	C4'-C3'	-5.88	1.46	1.52
34	BA	1816	G	N9-C4	-5.88	1.33	1.38
35	BB	1299	G	C2-N2	-5.88	1.28	1.34
36	BC	11	G	N1-C2	-5.88	1.33	1.37
37	BD	99	G	C2-N2	-5.88	1.28	1.34
38	BE	199	A	O3'-P	-5.88	1.54	1.61
40	BG	131	U	C1'-N1	-5.88	1.38	1.46
41	BH	134	U	C4'-C3'	-5.88	1.46	1.52
85	AA	336	C	C2'-C1'	-5.88	1.46	1.53
85	AA	656	U	O3'-P	-5.88	1.54	1.61
85	AA	1257	A	C3'-C2'	-5.88	1.46	1.52
85	AA	2126	U	C4'-O4'	-5.88	1.38	1.45
34	BA	745	A	C6-N1	-5.88	1.31	1.35
34	BA	1345	U	O3'-P	-5.88	1.54	1.61
35	BB	468	U	C3'-C2'	-5.88	1.46	1.52
35	BB	613	C	C3'-C2'	-5.88	1.46	1.52
38	BE	15	A	C3'-C2'	-5.88	1.46	1.52
40	BG	115	C	C2-N3	-5.88	1.31	1.35
41	BH	13	C	N1-C2	-5.88	1.34	1.40
85	AA	395	G	C5-C6	-5.88	1.36	1.42
85	AA	816	A	O3'-P	-5.88	1.54	1.61
85	AA	1268	C	C3'-C2'	-5.88	1.46	1.52
85	AA	1938	G	C2'-C1'	-5.88	1.46	1.53
85	AA	2145	G	N7-C5	-5.88	1.35	1.39
34	BA	280	A	C8-N7	-5.88	1.27	1.31
34	BA	1025	A	N9-C8	-5.88	1.33	1.37
35	BB	527	U	O3'-P	-5.88	1.54	1.61
35	BB	1459	U	C2-N3	-5.88	1.33	1.37
40	BG	168	A	C5-C4	-5.88	1.34	1.38
41	BH	45	G	C8-N7	-5.88	1.27	1.30
85	AA	358	U	O3'-P	-5.88	1.54	1.61
85	AA	463	G	N9-C8	-5.88	1.33	1.37
34	BA	351	A	C6-N6	-5.87	1.29	1.33

Continued on next page...

Continued from previous page...

Mol	Chain	Res	Type	Atoms	Z	Observed(Å)	Ideal(Å)
34	BA	1311	G	C5-C4	-5.87	1.34	1.38
34	BA	1379	G	N3-C4	-5.87	1.31	1.35
34	BA	1716	A	N3-C4	-5.87	1.31	1.34
35	BB	135	C	C1'-N1	-5.87	1.38	1.46
35	BB	544	C	C3'-C2'	-5.87	1.46	1.52
35	BB	1250	A	C5-C4	-5.87	1.34	1.38
37	BD	54	A	C8-N7	-5.87	1.27	1.31
38	BE	148	C	C3'-C2'	-5.87	1.46	1.52
85	AA	464	A	O3'-P	-5.87	1.54	1.61
85	AA	607	U	C2'-C1'	-5.87	1.46	1.53
85	AA	669	G	C6-N1	-5.87	1.35	1.39
85	AA	1921	G	C3'-C2'	-5.87	1.46	1.52
85	AA	2230	U	C3'-O3'	5.87	1.50	1.42
34	BA	588	C	O3'-P	-5.87	1.54	1.61
34	BA	1555	G	C4'-C3'	-5.87	1.46	1.52
35	BB	41	A	P-O5'	-5.87	1.53	1.59
35	BB	44	C	C2'-C1'	-5.87	1.46	1.53
35	BB	94	A	N9-C8	-5.87	1.33	1.37
35	BB	127	U	N1-C6	-5.87	1.32	1.38
35	BB	822	G	C2-N3	5.87	1.37	1.32
35	BB	1353	G	O3'-P	-5.87	1.54	1.61
40	BG	14	G	C2-N2	-5.87	1.28	1.34
85	AA	72	C	C2'-C1'	-5.87	1.46	1.53
85	AA	586	G	O3'-P	-5.87	1.54	1.61
85	AA	705	G	C2'-C1'	-5.87	1.46	1.53
85	AA	1162	A	C1'-N9	-5.87	1.38	1.46
85	AA	1480	C	C1'-N1	-5.87	1.38	1.46
34	BA	410	G	N9-C4	-5.87	1.33	1.38
34	BA	884	G	O3'-P	-5.87	1.54	1.61
34	BA	1160	U	N1-C2	-5.87	1.33	1.38
34	BA	1272	U	C4'-C3'	-5.87	1.46	1.52
34	BA	1490	U	C1'-N1	-5.87	1.38	1.46
34	BA	1567	G	C6-N1	-5.87	1.35	1.39
35	BB	87	G	N3-C4	-5.87	1.31	1.35
35	BB	386	G	C2'-C1'	-5.87	1.46	1.53
38	BE	28	C	C4'-C3'	-5.87	1.46	1.52
85	AA	400	G	C4'-O4'	-5.87	1.38	1.45
85	AA	442	G	C8-N7	-5.87	1.27	1.30
85	AA	1447	U	C2-N3	-5.87	1.33	1.37
34	BA	3	G	N7-C5	-5.87	1.35	1.39
34	BA	27	G	N7-C5	-5.87	1.35	1.39
34	BA	177	G	N9-C4	-5.87	1.33	1.38

Continued on next page...

Continued from previous page...

Mol	Chain	Res	Type	Atoms	Z	Observed(Å)	Ideal(Å)
34	BA	242	U	C2'-C1'	-5.87	1.46	1.53
34	BA	348	U	N3-C4	-5.87	1.33	1.38
34	BA	686	U	C2'-C1'	-5.87	1.46	1.53
34	BA	1093	G	N7-C5	-5.87	1.35	1.39
35	BB	6	A	O3'-P	-5.87	1.54	1.61
35	BB	435	A	C2'-C1'	-5.87	1.46	1.53
35	BB	443	A	P-O5'	-5.87	1.53	1.59
35	BB	659	C	O4'-C1'	-5.87	1.34	1.41
35	BB	801	G	C2'-C1'	-5.87	1.46	1.53
35	BB	1169	A	C2'-C1'	-5.87	1.46	1.53
35	BB	1422	G	C2-N3	-5.87	1.28	1.32
35	BB	1445	A	C6-N1	-5.87	1.31	1.35
41	BH	37	U	N1-C2	-5.87	1.33	1.38
85	AA	12	U	C4'-C3'	-5.87	1.46	1.52
85	AA	242	G	N9-C4	-5.87	1.33	1.38
85	AA	1120	G	O3'-P	-5.87	1.54	1.61
34	BA	295	G	N9-C8	-5.87	1.33	1.37
34	BA	1781	A	N7-C5	-5.87	1.35	1.39
35	BB	1180	G	C3'-C2'	-5.87	1.46	1.52
35	BB	1396	G	C6-N1	-5.87	1.35	1.39
40	BG	161	C	O4'-C1'	-5.87	1.34	1.41
41	BH	104	U	O4'-C1'	-5.87	1.34	1.41
85	AA	375	C	O3'-P	-5.87	1.54	1.61
85	AA	1885	A	N7-C5	-5.87	1.35	1.39
34	BA	168	U	C2'-C1'	-5.87	1.46	1.53
34	BA	421	G	C6-N1	-5.87	1.35	1.39
34	BA	764	G	C4'-C3'	5.87	1.59	1.53
34	BA	961	C	C4'-C3'	-5.87	1.46	1.52
34	BA	1807	G	C5-C6	-5.87	1.36	1.42
35	BB	651	G	O3'-P	-5.87	1.54	1.61
35	BB	1263	A	C1'-N9	-5.87	1.38	1.46
35	BB	1359	G	C5-C6	-5.87	1.36	1.42
35	BB	1381	U	P-O5'	-5.87	1.53	1.59
36	BC	91	G	C5-C4	-5.87	1.34	1.38
36	BC	154	A	N9-C4	-5.87	1.34	1.37
37	BD	9	C	P-O5'	-5.87	1.53	1.59
40	BG	175	G	N7-C5	-5.87	1.35	1.39
41	BH	20	A	C5'-C4'	-5.87	1.44	1.51
48	BO	208	MET	C-N	-5.87	1.23	1.34
85	AA	105	A	N7-C5	-5.87	1.35	1.39
85	AA	430	G	N9-C4	-5.87	1.33	1.38
85	AA	571	G	C5'-C4'	5.87	1.58	1.51

Continued on next page...

Continued from previous page...

Mol	Chain	Res	Type	Atoms	Z	Observed(Å)	Ideal(Å)
85	AA	582	A	C3'-C2'	-5.87	1.46	1.52
85	AA	1274	A	P-O5'	-5.87	1.53	1.59
85	AA	1914	U	P-O5'	-5.87	1.53	1.59
85	AA	2020	C	C5'-C4'	-5.87	1.44	1.51
85	AA	2195	A	P-O5'	-5.87	1.53	1.59
34	BA	401	A	N9-C8	-5.86	1.33	1.37
34	BA	526	C	C1'-N1	-5.86	1.38	1.46
34	BA	614	A	N9-C4	-5.86	1.34	1.37
34	BA	621	G	C6-N1	-5.86	1.35	1.39
34	BA	722	A	C8-N7	-5.86	1.27	1.31
34	BA	1195	G	C5-C4	-5.86	1.34	1.38
34	BA	1638	U	N3-C4	-5.86	1.33	1.38
34	BA	1638	U	P-O5'	-5.86	1.53	1.59
35	BB	24	C	P-O5'	-5.86	1.53	1.59
35	BB	56	U	C3'-C2'	-5.86	1.46	1.52
35	BB	1087	A	N3-C4	-5.86	1.31	1.34
35	BB	1119	G	N9-C4	-5.86	1.33	1.38
35	BB	1299	G	N7-C5	-5.86	1.35	1.39
38	BE	47	U	C3'-C2'	-5.86	1.46	1.52
38	BE	98	C	C3'-C2'	-5.86	1.46	1.52
40	BG	27	C	C2-N3	-5.86	1.31	1.35
85	AA	339	A	C3'-C2'	-5.86	1.46	1.52
85	AA	794	A	P-O5'	-5.86	1.53	1.59
85	AA	1247	A	C1'-N9	-5.86	1.38	1.46
34	BA	81	C	C2-N3	-5.86	1.31	1.35
34	BA	906	A	O4'-C1'	-5.86	1.34	1.41
34	BA	1276	G	C3'-C2'	-5.86	1.46	1.52
34	BA	1440	C	N1-C6	-5.86	1.33	1.37
35	BB	1367	U	N3-C4	-5.86	1.33	1.38
40	BG	88	G	C5-C4	-5.86	1.34	1.38
85	AA	462	A	P-O5'	-5.86	1.53	1.59
85	AA	2067	A	P-O5'	-5.86	1.53	1.59
34	BA	816	G	N1-C2	-5.86	1.33	1.37
34	BA	1466	U	C4'-C3'	-5.86	1.46	1.52
35	BB	546	A	C2'-C1'	-5.86	1.47	1.53
35	BB	833	G	P-O5'	-5.86	1.53	1.59
35	BB	1165	A	C3'-C2'	-5.86	1.46	1.52
35	BB	1467	A	C8-N7	-5.86	1.27	1.31
38	BE	88	G	N7-C5	-5.86	1.35	1.39
38	BE	188	C	C2'-C1'	-5.86	1.47	1.53
85	AA	447	C	N3-C4	-5.86	1.29	1.33
85	AA	823	C	C3'-C2'	-5.86	1.46	1.52

Continued on next page...

Continued from previous page...

Mol	Chain	Res	Type	Atoms	Z	Observed(Å)	Ideal(Å)
34	BA	67	A	N9-C8	-5.86	1.33	1.37
34	BA	209	A	C5-C4	-5.86	1.34	1.38
34	BA	795	G	C2'-C1'	-5.86	1.47	1.53
37	BD	65	G	N9-C8	-5.86	1.33	1.37
34	BA	362	G	C2'-C1'	-5.86	1.47	1.53
34	BA	574	U	C1'-N1	5.86	1.57	1.48
34	BA	585	G	C8-N7	-5.86	1.27	1.30
34	BA	751	A	C5-C4	-5.86	1.34	1.38
34	BA	975	A	C1'-N9	-5.86	1.38	1.46
34	BA	1475	G	C6-N1	-5.86	1.35	1.39
34	BA	1590	G	C2'-C1'	-5.86	1.47	1.53
35	BB	425	G	C5-C4	-5.86	1.34	1.38
35	BB	462	G	O3'-P	-5.86	1.54	1.61
35	BB	731	U	O3'-P	-5.86	1.54	1.61
35	BB	1450	G	C5-C4	-5.86	1.34	1.38
35	BB	1494	G	C6-N1	-5.86	1.35	1.39
36	BC	4	G	P-O5'	-5.86	1.53	1.59
36	BC	30	U	C4'-O4'	-5.86	1.38	1.45
38	BE	105	A	N7-C5	-5.86	1.35	1.39
39	BF	51	C	C4'-C3'	5.86	1.59	1.53
41	BH	63	G	N9-C4	5.86	1.42	1.38
85	AA	9	U	C3'-C2'	-5.86	1.46	1.52
85	AA	322	A	C5-C4	-5.86	1.34	1.38
85	AA	1978	G	C5-C4	-5.86	1.34	1.38
34	BA	148	G	N9-C8	-5.86	1.33	1.37
34	BA	389	U	N3-C4	-5.86	1.33	1.38
34	BA	540	G	C3'-C2'	-5.86	1.46	1.52
34	BA	874	G	C2-N3	5.86	1.37	1.32
34	BA	1311	G	N1-C2	-5.86	1.33	1.37
34	BA	1532	G	C2-N2	-5.86	1.28	1.34
34	BA	1653	G	C2-N2	-5.86	1.28	1.34
34	BA	1678	U	C2'-C1'	-5.86	1.47	1.53
35	BB	998	G	C3'-C2'	-5.86	1.46	1.52
35	BB	1281	G	C1'-N9	-5.86	1.38	1.46
35	BB	1347	C	C4'-C3'	-5.86	1.46	1.52
35	BB	1363	A	C1'-N9	-5.86	1.38	1.46
35	BB	1424	G	C2'-C1'	-5.86	1.47	1.53
41	BH	10	U	P-O5'	-5.86	1.53	1.59
85	AA	282	C	P-O5'	-5.86	1.53	1.59
85	AA	522	A	O3'-P	-5.86	1.54	1.61
85	AA	588	G	O4'-C1'	-5.86	1.34	1.41
85	AA	775	C	C2'-C1'	-5.86	1.47	1.53

Continued on next page...

Continued from previous page...

Mol	Chain	Res	Type	Atoms	Z	Observed(Å)	Ideal(Å)
85	AA	817	G	C6-N1	-5.86	1.35	1.39
85	AA	1541	G	C5'-C4'	-5.86	1.44	1.51
34	BA	95	C	O4'-C1'	-5.85	1.34	1.41
34	BA	570	G	P-O5'	-5.85	1.53	1.59
34	BA	988	U	C3'-C2'	-5.85	1.46	1.52
35	BB	467	G	C1'-N9	-5.85	1.38	1.46
37	BD	73	U	C1'-N1	-5.85	1.38	1.46
41	BH	35	G	C2'-C1'	-5.85	1.47	1.53
85	AA	1833	C	O3'-P	-5.85	1.54	1.61
86	AB	63	G	N9-C4	-5.85	1.33	1.38
34	BA	349	G	C2-N2	-5.85	1.28	1.34
34	BA	491	U	C1'-N1	-5.85	1.38	1.46
34	BA	496	G	C3'-C2'	-5.85	1.46	1.52
34	BA	754	G	N3-C4	-5.85	1.31	1.35
34	BA	859	G	O3'-P	-5.85	1.54	1.61
34	BA	906	A	C6-N1	-5.85	1.31	1.35
34	BA	1131	G	C2'-C1'	-5.85	1.47	1.53
34	BA	1435	A	C4'-O4'	-5.85	1.38	1.45
34	BA	1454	G	C2-N3	-5.85	1.28	1.32
34	BA	1539	A	C2'-C1'	-5.85	1.47	1.53
34	BA	1572	G	C2-N2	-5.85	1.28	1.34
35	BB	58	G	N9-C8	-5.85	1.33	1.37
35	BB	130	G	N1-C2	-5.85	1.33	1.37
35	BB	658	G	N9-C8	-5.85	1.33	1.37
35	BB	1103	A	C6-N1	-5.85	1.31	1.35
35	BB	1425	A	C1'-N9	-5.85	1.38	1.46
36	BC	163	A	N7-C5	-5.85	1.35	1.39
37	BD	16	U	C1'-N1	-5.85	1.38	1.46
38	BE	89	G	P-O5'	-5.85	1.53	1.59
38	BE	111	C	N1-C2	-5.85	1.34	1.40
39	BF	3	A	C2'-C1'	-5.85	1.47	1.53
85	AA	631	G	P-O5'	-5.85	1.53	1.59
85	AA	696	G	C2-N2	-5.85	1.28	1.34
85	AA	1221	G	N1-C2	-5.85	1.33	1.37
34	BA	327	G	C4'-C3'	-5.85	1.46	1.52
34	BA	1652	G	C2-N2	-5.85	1.28	1.34
34	BA	1833	G	P-O5'	-5.85	1.53	1.59
35	BB	634	A	C5'-C4'	-5.85	1.44	1.51
36	BC	90	U	C2-N3	-5.85	1.33	1.37
85	AA	31	C	C1'-N1	-5.85	1.38	1.46
85	AA	1509	A	N9-C4	-5.85	1.34	1.37
34	BA	900	A	P-O5'	-5.85	1.53	1.59

Continued on next page...

Continued from previous page...

Mol	Chain	Res	Type	Atoms	Z	Observed(Å)	Ideal(Å)
34	BA	1033	G	N7-C5	-5.85	1.35	1.39
34	BA	1496	G	C6-N1	-5.85	1.35	1.39
35	BB	361	A	N9-C4	-5.85	1.34	1.37
35	BB	644	A	C1'-N9	-5.85	1.38	1.46
35	BB	1081	U	C3'-C2'	-5.85	1.46	1.52
35	BB	1335	G	C6-N1	-5.85	1.35	1.39
35	BB	1478	G	P-O5'	-5.85	1.53	1.59
36	BC	109	A	N7-C5	-5.85	1.35	1.39
37	BD	107	G	C3'-C2'	-5.85	1.46	1.52
40	BG	71	C	C3'-C2'	-5.85	1.46	1.52
85	AA	102	A	C5-C4	-5.85	1.34	1.38
85	AA	388	G	N9-C4	-5.85	1.33	1.38
85	AA	403	G	C5-C4	-5.85	1.34	1.38
85	AA	740	A	P-O5'	-5.85	1.53	1.59
85	AA	757	A	C3'-C2'	-5.85	1.46	1.52
85	AA	960	G	N3-C4	-5.85	1.31	1.35
85	AA	992	G	C4'-C3'	-5.85	1.46	1.52
85	AA	1237	A	C4'-C3'	-5.85	1.46	1.52
85	AA	1786	G	C2'-C1'	-5.85	1.47	1.53
85	AA	1825	A	P-O5'	-5.85	1.53	1.59
85	AA	2103	C	C2'-C1'	-5.85	1.47	1.53
85	AA	2201	A	C3'-C2'	-5.85	1.46	1.52
34	BA	346	A	N3-C4	-5.85	1.31	1.34
34	BA	661	C	C2-N3	-5.85	1.31	1.35
34	BA	832	C	O3'-P	-5.85	1.54	1.61
34	BA	1220	C	C4-N4	-5.85	1.28	1.33
34	BA	1648	G	C3'-C2'	-5.85	1.46	1.52
35	BB	654	C	C2'-C1'	-5.85	1.47	1.53
35	BB	1328	C	C5'-C4'	5.85	1.58	1.51
35	BB	1469	A	C5-C4	-5.85	1.34	1.38
36	BC	155	C	C3'-C2'	-5.85	1.46	1.52
36	BC	167	U	P-O5'	-5.85	1.53	1.59
37	BD	88	U	C2'-C1'	-5.85	1.47	1.53
39	BF	25	G	C5-C4	-5.85	1.34	1.38
40	BG	97	G	C2-N2	-5.85	1.28	1.34
85	AA	363	A	C4'-O4'	-5.85	1.38	1.45
85	AA	1784	G	O3'-P	-5.85	1.54	1.61
34	BA	346	A	P-O5'	-5.85	1.53	1.59
34	BA	969	A	O4'-C1'	-5.85	1.34	1.41
35	BB	126	C	C2'-C1'	-5.85	1.47	1.53
35	BB	317	C	P-O5'	-5.85	1.53	1.59
35	BB	1547	U	C2'-C1'	-5.85	1.47	1.53

Continued on next page...

Continued from previous page...

Mol	Chain	Res	Type	Atoms	Z	Observed(Å)	Ideal(Å)
85	AA	506	G	C5-C6	-5.85	1.36	1.42
85	AA	526	G	C3'-C2'	-5.85	1.46	1.52
85	AA	1170	C	C2-N3	-5.85	1.31	1.35
34	BA	444	A	C1'-N9	-5.84	1.38	1.46
34	BA	830	U	P-O5'	-5.84	1.53	1.59
34	BA	911	G	O3'-P	-5.84	1.54	1.61
34	BA	918	U	O3'-P	-5.84	1.54	1.61
35	BB	38	C	C2-N3	-5.84	1.31	1.35
35	BB	502	C	C3'-C2'	-5.84	1.46	1.52
35	BB	537	A	O3'-P	-5.84	1.54	1.61
35	BB	700	C	N1-C6	-5.84	1.33	1.37
35	BB	828	G	C6-N1	-5.84	1.35	1.39
35	BB	1406	C	N3-C4	-5.84	1.29	1.33
36	BC	105	C	O3'-P	-5.84	1.54	1.61
38	BE	89	G	O3'-P	-5.84	1.54	1.61
41	BH	121	A	C6-N1	-5.84	1.31	1.35
59	BZ	40	TYR	CB-CG	-5.84	1.42	1.51
85	AA	78	A	O3'-P	-5.84	1.54	1.61
85	AA	272	C	P-O5'	-5.84	1.53	1.59
85	AA	502	A	O3'-P	-5.84	1.54	1.61
85	AA	768	C	C3'-C2'	-5.84	1.46	1.52
85	AA	789	A	P-O5'	5.84	1.65	1.59
85	AA	1850	G	O3'-P	-5.84	1.54	1.61
85	AA	1896	G	P-O5'	-5.84	1.53	1.59
85	AA	2119	C	N1-C2	5.84	1.46	1.40
34	BA	1698	C	C2'-C1'	-5.84	1.47	1.53
35	BB	545	C	P-O5'	-5.84	1.53	1.59
35	BB	568	A	P-O5'	-5.84	1.53	1.59
36	BC	94	C	C3'-C2'	-5.84	1.46	1.52
36	BC	108	A	O3'-P	-5.84	1.54	1.61
41	BH	4	U	N1-C2	-5.84	1.33	1.38
85	AA	1350	A	O3'-P	-5.84	1.54	1.61
85	AA	1907	U	P-O5'	-5.84	1.53	1.59
34	BA	339	G	N3-C4	-5.84	1.31	1.35
34	BA	1509	U	O3'-P	-5.84	1.54	1.61
34	BA	1714	A	C2'-C1'	-5.84	1.47	1.53
35	BB	704	G	C5'-C4'	-5.84	1.44	1.51
35	BB	806	U	C1'-N1	-5.84	1.38	1.46
35	BB	1484	A	C2'-C1'	-5.84	1.47	1.53
39	BF	25	G	N9-C4	-5.84	1.33	1.38
85	AA	146	U	C2'-C1'	-5.84	1.47	1.53
85	AA	590	U	P-O5'	-5.84	1.53	1.59

Continued on next page...

Continued from previous page...

Mol	Chain	Res	Type	Atoms	Z	Observed(Å)	Ideal(Å)
85	AA	1220	A	C6-N1	-5.84	1.31	1.35
34	BA	12	G	C8-N7	-5.84	1.27	1.30
34	BA	1723	U	C1'-N1	5.84	1.57	1.48
35	BB	1507	U	C2-N3	-5.84	1.33	1.37
85	AA	420	C	C2'-C1'	-5.84	1.47	1.53
85	AA	910	G	C3'-C2'	-5.84	1.46	1.52
34	BA	506	U	C4'-C3'	-5.84	1.46	1.52
34	BA	907	A	C3'-C2'	-5.84	1.46	1.52
34	BA	1381	A	C2'-C1'	-5.84	1.47	1.53
35	BB	25	A	C5-C4	-5.84	1.34	1.38
35	BB	780	U	C2-N3	-5.84	1.33	1.37
35	BB	1222	A	C2'-C1'	-5.84	1.47	1.53
85	AA	10	G	P-O5'	-5.84	1.53	1.59
85	AA	484	G	C1'-N9	-5.84	1.38	1.46
85	AA	695	A	C2'-C1'	-5.84	1.47	1.53
34	BA	340	U	N3-C4	-5.84	1.33	1.38
34	BA	454	G	C6-N1	-5.84	1.35	1.39
34	BA	472	G	N3-C4	-5.84	1.31	1.35
34	BA	853	A	O4'-C1'	-5.84	1.34	1.41
34	BA	1510	C	N3-C4	-5.84	1.29	1.33
35	BB	486	G	C1'-N9	-5.84	1.38	1.46
35	BB	1156	U	C3'-C2'	-5.84	1.46	1.52
35	BB	1226	G	P-O5'	-5.84	1.53	1.59
37	BD	59	G	C6-N1	-5.84	1.35	1.39
38	BE	139	U	C1'-N1	-5.84	1.38	1.46
40	BG	155	A	C2'-C1'	-5.84	1.47	1.53
85	AA	211	C	C1'-N1	-5.84	1.38	1.46
85	AA	663	C	P-O5'	-5.84	1.53	1.59
85	AA	1215	A	C5'-C4'	-5.84	1.44	1.51
85	AA	1450	U	C4'-C3'	-5.84	1.46	1.52
85	AA	1792	C	C2'-C1'	-5.84	1.47	1.53
85	AA	1925	A	P-O5'	-5.84	1.53	1.59
85	AA	1961	U	C3'-C2'	-5.84	1.46	1.52
85	AA	1974	C	N1-C6	5.84	1.40	1.37
85	AA	2207	A	P-O5'	-5.84	1.53	1.59
86	AB	10	G	C2'-C1'	-5.84	1.47	1.53
34	BA	569	C	C2'-C1'	-5.83	1.47	1.53
34	BA	1798	G	N9-C8	-5.83	1.33	1.37
35	BB	119	G	C2'-C1'	-5.83	1.47	1.53
35	BB	538	A	O3'-P	-5.83	1.54	1.61
35	BB	1500	U	N1-C2	-5.83	1.33	1.38
85	AA	1492	U	C2-N3	-5.83	1.33	1.37

Continued on next page...

Continued from previous page...

Mol	Chain	Res	Type	Atoms	Z	Observed(Å)	Ideal(Å)
85	AA	1992	A	N9-C4	-5.83	1.34	1.37
34	BA	1033	G	C5-C4	-5.83	1.34	1.38
34	BA	1150	A	C6-N1	-5.83	1.31	1.35
34	BA	1403	G	C2'-C1'	-5.83	1.47	1.53
34	BA	1718	C	C4'-O4'	-5.83	1.38	1.45
34	BA	1781	A	P-O5'	-5.83	1.53	1.59
34	BA	1800	G	C8-N7	-5.83	1.27	1.30
35	BB	1306	G	N9-C4	-5.83	1.33	1.38
35	BB	1466	A	P-O5'	-5.83	1.53	1.59
36	BC	123	G	C5-C4	-5.83	1.34	1.38
37	BD	35	C	O3'-P	-5.83	1.54	1.61
85	AA	545	A	N3-C4	-5.83	1.31	1.34
85	AA	555	C	C2-N3	-5.83	1.31	1.35
85	AA	665	A	C6-N1	-5.83	1.31	1.35
85	AA	2120	C	C2'-C1'	-5.83	1.47	1.53
85	AA	2127	G	C2-N2	-5.83	1.28	1.34
34	BA	66	C	C2'-C1'	-5.83	1.47	1.53
34	BA	115	U	N3-C4	-5.83	1.33	1.38
34	BA	248	G	C8-N7	-5.83	1.27	1.30
34	BA	604	G	C2'-C1'	-5.83	1.47	1.53
34	BA	1223	C	C2'-O2'	-5.83	1.34	1.41
34	BA	1411	C	C4'-C3'	-5.83	1.46	1.52
35	BB	372	U	C1'-N1	-5.83	1.38	1.46
35	BB	639	A	N7-C5	-5.83	1.35	1.39
37	BD	12	U	C1'-N1	-5.83	1.38	1.46
38	BE	92	C	C2-N3	-5.83	1.31	1.35
38	BE	164	C	O3'-P	-5.83	1.54	1.61
40	BG	35	G	N9-C4	-5.83	1.33	1.38
85	AA	1276	A	N9-C4	-5.83	1.34	1.37
85	AA	1510	A	O3'-P	-5.83	1.54	1.61
34	BA	721	A	N9-C4	-5.83	1.34	1.37
35	BB	73	G	N1-C2	-5.83	1.33	1.37
35	BB	788	U	O4'-C1'	-5.83	1.34	1.41
85	AA	1167	G	C1'-N9	-5.83	1.38	1.46
34	BA	626	G	N9-C4	5.83	1.42	1.38
34	BA	825	G	N9-C4	-5.83	1.33	1.38
34	BA	882	G	C6-N1	5.83	1.43	1.39
34	BA	1148	U	C5'-C4'	-5.83	1.44	1.51
34	BA	1671	A	C1'-N9	-5.83	1.38	1.46
35	BB	785	G	N1-C2	-5.83	1.33	1.37
35	BB	1036	G	C2'-C1'	-5.83	1.47	1.53
37	BD	50	A	C2'-C1'	-5.83	1.47	1.53

Continued on next page...

Continued from previous page...

Mol	Chain	Res	Type	Atoms	Z	Observed(Å)	Ideal(Å)
38	BE	204	U	C4'-C3'	-5.83	1.46	1.52
74	Bo	78	THR	CA-C	-5.83	1.37	1.52
85	AA	928	U	N1-C6	-5.83	1.32	1.38
34	BA	367	G	C3'-O3'	5.83	1.50	1.42
35	BB	396	C	C2'-C1'	-5.83	1.47	1.53
38	BE	168	C	O3'-P	-5.83	1.54	1.61
85	AA	710	A	N9-C4	-5.83	1.34	1.37
85	AA	944	C	C2'-C1'	-5.83	1.47	1.53
85	AA	1182	A	C1'-N9	-5.83	1.38	1.46
85	AA	1531	G	N7-C5	-5.83	1.35	1.39
34	BA	201	A	C4'-C3'	-5.83	1.46	1.52
34	BA	203	U	N3-C4	-5.83	1.33	1.38
34	BA	416	A	C1'-N9	-5.83	1.38	1.46
34	BA	1019	C	P-O5'	-5.83	1.53	1.59
34	BA	1555	G	C6-N1	-5.83	1.35	1.39
34	BA	1610	A	C5'-C4'	-5.83	1.44	1.51
35	BB	1431	G	N1-C2	-5.83	1.33	1.37
35	BB	1485	G	C6-N1	-5.83	1.35	1.39
36	BC	155	C	N1-C2	-5.83	1.34	1.40
40	BG	129	G	P-O5'	-5.83	1.53	1.59
85	AA	565	G	C2'-C1'	-5.83	1.47	1.53
34	BA	30	A	N9-C4	-5.82	1.34	1.37
34	BA	87	G	C1'-N9	-5.82	1.38	1.46
34	BA	258	C	C4-N4	-5.82	1.28	1.33
34	BA	431	A	P-O5'	-5.82	1.53	1.59
34	BA	462	C	C3'-C2'	-5.82	1.46	1.52
34	BA	474	A	C5-C4	-5.82	1.34	1.38
35	BB	473	U	C4'-C3'	-5.82	1.46	1.52
35	BB	664	A	C5'-C4'	-5.82	1.44	1.51
85	AA	244	G	C1'-N9	-5.82	1.38	1.46
85	AA	500	C	C1'-N1	-5.82	1.38	1.46
85	AA	1668	G	N9-C8	-5.82	1.33	1.37
34	BA	499	C	C1'-N1	-5.82	1.38	1.46
34	BA	1683	C	C4-N4	-5.82	1.28	1.33
35	BB	574	G	C4'-C3'	5.82	1.59	1.53
36	BC	45	C	C2-N3	-5.82	1.31	1.35
36	BC	48	A	C5-C4	-5.82	1.34	1.38
40	BG	180	C	O3'-P	-5.82	1.54	1.61
85	AA	358	U	P-O5'	-5.82	1.53	1.59
85	AA	1865	C	P-O5'	-5.82	1.53	1.59
85	AA	1972	A	O3'-P	-5.82	1.54	1.61
85	AA	2132	A	C5'-C4'	-5.82	1.44	1.51

Continued on next page...

Continued from previous page...

Mol	Chain	Res	Type	Atoms	Z	Observed(Å)	Ideal(Å)
34	BA	547	C	O4'-C1'	-5.82	1.34	1.41
34	BA	1189	A	C2'-C1'	-5.82	1.47	1.53
34	BA	1221	A	C6-N1	-5.82	1.31	1.35
34	BA	1718	C	C1'-N1	-5.82	1.38	1.46
35	BB	460	C	C3'-C2'	-5.82	1.46	1.52
35	BB	552	C	C2-N3	-5.82	1.31	1.35
35	BB	666	A	C1'-N9	-5.82	1.38	1.46
35	BB	707	G	C5'-C4'	5.82	1.58	1.51
35	BB	767	A	C4'-C3'	-5.82	1.46	1.52
37	BD	105	G	N9-C8	-5.82	1.33	1.37
38	BE	130	G	C3'-C2'	-5.82	1.46	1.52
39	BF	34	C	O4'-C1'	-5.82	1.34	1.41
85	AA	622	G	N1-C2	-5.82	1.33	1.37
85	AA	1117	G	C5-C4	-5.82	1.34	1.38
85	AA	1531	G	C5-C6	-5.82	1.36	1.42
85	AA	2073	U	P-O5'	-5.82	1.53	1.59
34	BA	1211	G	P-O5'	5.82	1.65	1.59
34	BA	1412	G	C8-N7	-5.82	1.27	1.30
35	BB	1269	A	P-O5'	-5.82	1.53	1.59
36	BC	103	A	C1'-N9	-5.82	1.38	1.46
37	BD	97	U	C4'-C3'	-5.82	1.46	1.52
37	BD	111	U	C3'-C2'	-5.82	1.46	1.52
38	BE	6	A	N3-C4	-5.82	1.31	1.34
41	BH	27	A	N3-C4	-5.82	1.31	1.34
85	AA	501	A	C3'-C2'	-5.82	1.46	1.52
85	AA	532	G	C2'-C1'	-5.82	1.47	1.53
85	AA	754	C	O3'-P	-5.82	1.54	1.61
34	BA	794	G	C3'-C2'	-5.82	1.46	1.52
34	BA	1592	U	N3-C4	-5.82	1.33	1.38
34	BA	1703	A	C4'-O4'	-5.82	1.38	1.45
35	BB	5	A	C5'-C4'	5.82	1.58	1.51
35	BB	60	A	O3'-P	-5.82	1.54	1.61
35	BB	87	G	C3'-C2'	-5.82	1.46	1.52
35	BB	347	G	P-O5'	-5.82	1.53	1.59
35	BB	427	U	C2'-C1'	-5.82	1.47	1.53
35	BB	597	C	N1-C6	-5.82	1.33	1.37
35	BB	1332	G	N7-C5	-5.82	1.35	1.39
35	BB	1333	U	C2'-C1'	-5.82	1.47	1.53
36	BC	9	G	N9-C8	-5.82	1.33	1.37
38	BE	149	A	P-O5'	-5.82	1.53	1.59
39	BF	33	C	P-O5'	-5.82	1.53	1.59
41	BH	99	G	C2-N3	-5.82	1.28	1.32

Continued on next page...

Continued from previous page...

Mol	Chain	Res	Type	Atoms	Z	Observed(Å)	Ideal(Å)
79	Bt	39	GLY	CA-C	-5.82	1.42	1.51
85	AA	46	U	O3'-P	-5.82	1.54	1.61
85	AA	154	U	O3'-P	-5.82	1.54	1.61
85	AA	257	U	N3-C4	-5.82	1.33	1.38
85	AA	428	G	C3'-C2'	-5.82	1.46	1.52
85	AA	1158	U	C3'-C2'	-5.82	1.46	1.52
85	AA	1681	G	C4'-O4'	-5.82	1.38	1.45
85	AA	1993	C	C3'-O3'	5.82	1.50	1.42
34	BA	948	C	C4'-C3'	-5.82	1.46	1.52
34	BA	1013	A	N3-C4	-5.82	1.31	1.34
34	BA	1331	G	C3'-C2'	-5.82	1.46	1.52
34	BA	1371	U	P-O5'	-5.82	1.53	1.59
34	BA	1564	A	C5'-C4'	-5.82	1.44	1.51
34	BA	1585	A	C2'-C1'	-5.82	1.47	1.53
34	BA	1685	C	O4'-C1'	-5.82	1.34	1.41
35	BB	694	C	C3'-C2'	-5.82	1.46	1.52
37	BD	107	G	C6-N1	-5.82	1.35	1.39
85	AA	105	A	C5-C4	-5.82	1.34	1.38
85	AA	154	U	C2'-C1'	-5.82	1.47	1.53
85	AA	244	G	C2'-C1'	-5.82	1.47	1.53
85	AA	293	A	O3'-P	-5.82	1.54	1.61
85	AA	614	U	O4'-C1'	-5.82	1.34	1.41
85	AA	1549	G	N3-C4	-5.82	1.31	1.35
85	AA	1901	G	C6-N1	-5.82	1.35	1.39
86	AB	19	G	N3-C4	-5.82	1.31	1.35
34	BA	58	A	N3-C4	-5.81	1.31	1.34
34	BA	476	U	N3-C4	-5.81	1.33	1.38
34	BA	566	G	N3-C4	-5.81	1.31	1.35
34	BA	678	C	C4-C5	-5.81	1.38	1.43
34	BA	854	A	N9-C4	-5.81	1.34	1.37
85	AA	2043	A	P-O5'	-5.81	1.53	1.59
34	BA	520	G	C6-N1	-5.81	1.35	1.39
34	BA	523	A	C3'-C2'	-5.81	1.46	1.52
34	BA	1016	A	C1'-N9	-5.81	1.38	1.46
34	BA	1050	A	C5-C4	-5.81	1.34	1.38
34	BA	1399	A	C1'-N9	-5.81	1.38	1.46
34	BA	1409	A	C1'-N9	-5.81	1.38	1.46
34	BA	1539	A	N7-C5	-5.81	1.35	1.39
34	BA	1594	G	P-O5'	-5.81	1.53	1.59
35	BB	90	G	C5-C4	-5.81	1.34	1.38
38	BE	2	G	C2'-C1'	-5.81	1.47	1.53
41	BH	68	G	C6-N1	-5.81	1.35	1.39

Continued on next page...

Continued from previous page...

Mol	Chain	Res	Type	Atoms	Z	Observed(Å)	Ideal(Å)
85	AA	724	A	P-O5'	-5.81	1.53	1.59
85	AA	942	A	O3'-P	-5.81	1.54	1.61
85	AA	1010	U	P-O5'	-5.81	1.53	1.59
85	AA	1243	G	N7-C5	-5.81	1.35	1.39
85	AA	1731	G	C2-N2	-5.81	1.28	1.34
34	BA	410	G	C5-C4	-5.81	1.34	1.38
34	BA	721	A	C5-C4	-5.81	1.34	1.38
34	BA	1070	G	C6-N1	-5.81	1.35	1.39
35	BB	550	G	C6-N1	-5.81	1.35	1.39
35	BB	956	G	C2'-C1'	-5.81	1.47	1.53
36	BC	121	G	C2-N2	-5.81	1.28	1.34
40	BG	57	A	O3'-P	-5.81	1.54	1.61
85	AA	447	C	C4-N4	-5.81	1.28	1.33
85	AA	533	C	N1-C2	-5.81	1.34	1.40
85	AA	654	A	C4'-O4'	-5.81	1.38	1.45
34	BA	63	A	C6-N6	-5.81	1.29	1.33
34	BA	1064	A	C2'-C1'	-5.81	1.47	1.53
34	BA	1198	U	C5'-C4'	5.81	1.58	1.51
34	BA	1258	G	P-O5'	-5.81	1.53	1.59
35	BB	102	G	C2-N2	-5.81	1.28	1.34
35	BB	623	A	C5-C4	-5.81	1.34	1.38
36	BC	78	G	C1'-N9	-5.81	1.38	1.46
36	BC	126	G	N7-C5	-5.81	1.35	1.39
39	BF	52	A	C1'-N9	-5.81	1.38	1.46
40	BG	88	G	N1-C2	-5.81	1.33	1.37
40	BG	92	U	O3'-P	-5.81	1.54	1.61
41	BH	7	C	C4-N4	-5.81	1.28	1.33
85	AA	460	U	N3-C4	-5.81	1.33	1.38
85	AA	2073	U	N3-C4	-5.81	1.33	1.38
34	BA	1467	U	N3-C4	-5.81	1.33	1.38
34	BA	1673	G	C1'-N9	-5.81	1.38	1.46
35	BB	373	C	C4-N4	-5.81	1.28	1.33
36	BC	28	C	C1'-N1	-5.81	1.38	1.46
36	BC	91	G	C6-N1	-5.81	1.35	1.39
38	BE	160	C	C3'-C2'	-5.81	1.46	1.52
41	BH	122	U	C2'-C1'	-5.81	1.47	1.53
85	AA	418	G	N9-C8	-5.81	1.33	1.37
85	AA	527	A	N9-C8	-5.81	1.33	1.37
85	AA	692	U	C2-N3	-5.81	1.33	1.37
85	AA	1373	U	C3'-C2'	-5.81	1.46	1.52
85	AA	1971	G	C2'-C1'	-5.81	1.47	1.53
34	BA	1291	A	C3'-C2'	-5.81	1.46	1.52

Continued on next page...

Continued from previous page...

Mol	Chain	Res	Type	Atoms	Z	Observed(Å)	Ideal(Å)
35	BB	88	U	N3-C4	-5.81	1.33	1.38
35	BB	651	G	P-O5'	-5.81	1.53	1.59
36	BC	143	C	P-O5'	-5.81	1.53	1.59
85	AA	706	U	O3'-P	-5.81	1.54	1.61
85	AA	1289	U	O3'-P	-5.81	1.54	1.61
34	BA	71	G	N3-C4	-5.80	1.31	1.35
34	BA	341	U	N3-C4	-5.80	1.33	1.38
34	BA	804	G	N1-C2	-5.80	1.33	1.37
34	BA	1235	C	C4-N4	-5.80	1.28	1.33
34	BA	1778	U	P-O5'	-5.80	1.53	1.59
34	BA	1833	G	C5-C4	-5.80	1.34	1.38
34	BA	1846	G	C6-N1	-5.80	1.35	1.39
35	BB	99	G	C2'-C1'	-5.80	1.47	1.53
35	BB	783	U	C3'-C2'	-5.80	1.46	1.52
35	BB	833	G	N7-C5	-5.80	1.35	1.39
35	BB	975	G	N1-C2	-5.80	1.33	1.37
35	BB	1456	G	N9-C8	-5.80	1.33	1.37
36	BC	110	A	P-O5'	-5.80	1.53	1.59
38	BE	140	G	C2-N2	-5.80	1.28	1.34
39	BF	23	G	P-O5'	5.80	1.65	1.59
71	Bl	111	ARG	CD-NE	5.80	1.56	1.46
85	AA	36	U	N3-C4	-5.80	1.33	1.38
85	AA	363	A	C5'-C4'	-5.80	1.44	1.51
85	AA	622	G	C5-C4	-5.80	1.34	1.38
85	AA	1117	G	C6-N1	-5.80	1.35	1.39
85	AA	1295	G	C6-N1	-5.80	1.35	1.39
85	AA	1735	U	N1-C2	5.80	1.43	1.38
85	AA	2088	U	O3'-P	-5.80	1.54	1.61
34	BA	144	C	C1'-N1	-5.80	1.38	1.46
35	BB	1131	C	C4'-C3'	-5.80	1.46	1.52
37	BD	4	U	N3-C4	-5.80	1.33	1.38
85	AA	151	A	N3-C4	-5.80	1.31	1.34
34	BA	588	C	O4'-C1'	-5.80	1.34	1.41
34	BA	1225	A	P-O5'	-5.80	1.53	1.59
34	BA	1301	G	P-O5'	-5.80	1.53	1.59
34	BA	1728	G	C8-N7	-5.80	1.27	1.30
34	BA	1808	A	C5-C4	-5.80	1.34	1.38
35	BB	68	G	C4'-O4'	-5.80	1.38	1.45
35	BB	560	C	C3'-C2'	-5.80	1.46	1.52
35	BB	642	G	C1'-N9	-5.80	1.38	1.46
35	BB	1148	U	C5'-C4'	-5.80	1.44	1.51
35	BB	1268	C	C2-N3	-5.80	1.31	1.35

Continued on next page...

Continued from previous page...

Mol	Chain	Res	Type	Atoms	Z	Observed(Å)	Ideal(Å)
36	BC	4	G	C1'-N9	-5.80	1.38	1.46
36	BC	121	G	P-O5'	-5.80	1.53	1.59
38	BE	47	U	C2'-C1'	-5.80	1.47	1.53
39	BF	32	G	N9-C4	-5.80	1.33	1.38
85	AA	110	U	C2-N3	-5.80	1.33	1.37
85	AA	238	C	O3'-P	-5.80	1.54	1.61
85	AA	265	A	C4'-C3'	5.80	1.59	1.53
85	AA	585	G	P-O5'	-5.80	1.53	1.59
85	AA	670	C	P-O5'	-5.80	1.53	1.59
85	AA	860	C	C2'-C1'	-5.80	1.47	1.53
34	BA	15	G	C2-N3	-5.80	1.28	1.32
34	BA	261	A	O3'-P	-5.80	1.54	1.61
34	BA	456	G	C6-N1	-5.80	1.35	1.39
34	BA	982	A	C8-N7	-5.80	1.27	1.31
34	BA	1202	G	C5'-C4'	-5.80	1.44	1.51
34	BA	1827	C	C2-N3	-5.80	1.31	1.35
36	BC	54	G	O3'-P	-5.80	1.54	1.61
37	BD	53	U	P-O5'	-5.80	1.53	1.59
37	BD	54	A	C2'-C1'	-5.80	1.47	1.53
37	BD	76	U	C2-N3	-5.80	1.33	1.37
38	BE	26	G	N7-C5	-5.80	1.35	1.39
40	BG	61	A	C5-C4	-5.80	1.34	1.38
85	AA	392	G	N1-C2	-5.80	1.33	1.37
85	AA	1513	U	O3'-P	-5.80	1.54	1.61
85	AA	1924	C	O3'-P	-5.80	1.54	1.61
34	BA	1020	A	P-O5'	-5.80	1.53	1.59
34	BA	1338	G	C2'-C1'	-5.80	1.47	1.53
34	BA	1437	G	N9-C4	-5.80	1.33	1.38
35	BB	104	G	N9-C4	-5.80	1.33	1.38
35	BB	434	A	N3-C4	-5.80	1.31	1.34
35	BB	1334	C	N3-C4	-5.80	1.29	1.33
35	BB	1524	G	C1'-N9	-5.80	1.38	1.46
36	BC	37	U	C4'-C3'	-5.80	1.46	1.52
37	BD	30	A	P-O5'	-5.80	1.53	1.59
34	BA	93	A	O4'-C1'	-5.80	1.34	1.41
34	BA	183	G	N1-C2	-5.80	1.33	1.37
34	BA	716	C	C3'-C2'	-5.80	1.46	1.52
34	BA	1039	G	C5'-C4'	-5.80	1.44	1.51
34	BA	1102	A	C5-C4	-5.80	1.34	1.38
34	BA	1189	A	C6-N1	-5.80	1.31	1.35
34	BA	1602	A	P-O5'	-5.80	1.53	1.59
34	BA	1603	A	N9-C8	-5.80	1.33	1.37

Continued on next page...

Continued from previous page...

Mol	Chain	Res	Type	Atoms	Z	Observed(Å)	Ideal(Å)
34	BA	1645	C	C3'-C2'	-5.80	1.46	1.52
35	BB	11	A	C3'-C2'	-5.80	1.46	1.52
35	BB	31	U	P-O5'	-5.80	1.53	1.59
35	BB	54	U	C2'-C1'	-5.80	1.47	1.53
35	BB	392	G	C3'-C2'	-5.80	1.46	1.52
35	BB	706	G	C5-C4	-5.80	1.34	1.38
35	BB	1049	G	C5-C4	-5.80	1.34	1.38
35	BB	1233	U	O3'-P	-5.80	1.54	1.61
35	BB	1424	G	O4'-C1'	-5.80	1.34	1.41
40	BG	17	A	C1'-N9	-5.80	1.38	1.46
40	BG	62	C	C3'-C2'	-5.80	1.46	1.52
85	AA	157	G	N9-C8	-5.80	1.33	1.37
85	AA	1472	G	C3'-C2'	-5.80	1.46	1.52
34	BA	1138	C	P-O5'	-5.79	1.53	1.59
34	BA	1451	A	C6-N6	-5.79	1.29	1.33
36	BC	169	G	N9-C4	-5.79	1.33	1.38
39	BF	53	G	C4'-O4'	-5.79	1.38	1.45
34	BA	557	U	C5-C6	-5.79	1.28	1.34
34	BA	720	A	C5-C6	-5.79	1.35	1.41
35	BB	417	A	O3'-P	-5.79	1.54	1.61
35	BB	448	G	C5-C4	-5.79	1.34	1.38
35	BB	487	A	C3'-C2'	-5.79	1.46	1.52
35	BB	518	G	C2'-C1'	-5.79	1.47	1.53
35	BB	520	G	O3'-P	-5.79	1.54	1.61
35	BB	1431	G	C1'-N9	-5.79	1.38	1.46
85	AA	28	A	C2'-C1'	-5.79	1.47	1.53
85	AA	133	G	C2'-C1'	-5.79	1.47	1.53
85	AA	422	G	C2-N2	-5.79	1.28	1.34
85	AA	972	G	C4'-C3'	5.79	1.59	1.53
85	AA	2006	G	C2-N2	-5.79	1.28	1.34
85	AA	2177	C	C1'-N1	-5.79	1.38	1.46
34	BA	1325	G	C5-C4	-5.79	1.34	1.38
35	BB	1263	A	C2'-C1'	-5.79	1.47	1.53
35	BB	1416	A	C2'-C1'	-5.79	1.47	1.53
35	BB	1511	U	C2'-C1'	-5.79	1.47	1.53
36	BC	95	A	C4'-C3'	-5.79	1.46	1.52
38	BE	61	A	C5-C4	-5.79	1.34	1.38
41	BH	114	G	N3-C4	-5.79	1.31	1.35
85	AA	408	C	C3'-C2'	-5.79	1.46	1.52
85	AA	441	C	C4-N4	-5.79	1.28	1.33
85	AA	819	G	O3'-P	-5.79	1.54	1.61
85	AA	830	A	C1'-N9	-5.79	1.38	1.46

Continued on next page...

Continued from previous page...

Mol	Chain	Res	Type	Atoms	Z	Observed(Å)	Ideal(Å)
85	AA	877	G	C6-O6	-5.79	1.19	1.24
85	AA	1162	A	C3'-C2'	-5.79	1.46	1.52
85	AA	1273	C	P-O5'	-5.79	1.53	1.59
85	AA	2233	A	O3'-P	-5.79	1.54	1.61
34	BA	68	A	N9-C8	-5.79	1.33	1.37
34	BA	116	G	O3'-P	-5.79	1.54	1.61
34	BA	1315	C	C3'-C2'	-5.79	1.46	1.52
38	BE	163	A	C6-N1	-5.79	1.31	1.35
40	BG	44	G	C2-N2	-5.79	1.28	1.34
85	AA	92	G	C4'-C3'	-5.79	1.46	1.52
85	AA	1549	G	O4'-C1'	-5.79	1.34	1.41
85	AA	1614	G	O3'-P	-5.79	1.54	1.61
34	BA	103	G	N1-C2	-5.79	1.33	1.37
34	BA	124	G	C2'-C1'	-5.79	1.47	1.53
34	BA	215	C	P-O5'	-5.79	1.53	1.59
34	BA	220	U	O3'-P	-5.79	1.54	1.61
34	BA	565	U	C1'-N1	-5.79	1.38	1.46
34	BA	805	A	N7-C5	-5.79	1.35	1.39
34	BA	939	C	C4-C5	-5.79	1.38	1.43
34	BA	985	C	C2'-C1'	-5.79	1.47	1.53
34	BA	1456	C	C4'-O4'	-5.79	1.38	1.45
34	BA	1557	G	N1-C2	-5.79	1.33	1.37
34	BA	1693	U	C2-N3	-5.79	1.33	1.37
35	BB	641	C	P-O5'	-5.79	1.53	1.59
35	BB	1398	A	N3-C4	-5.79	1.31	1.34
85	AA	269	G	N7-C5	-5.79	1.35	1.39
85	AA	2131	C	C2-N3	-5.79	1.31	1.35
85	AA	629	A	N7-C5	-5.79	1.35	1.39
85	AA	861	G	N3-C4	-5.79	1.31	1.35
85	AA	1217	U	P-O5'	-5.79	1.53	1.59
85	AA	1243	G	C2-N2	-5.79	1.28	1.34
85	AA	2169	C	N3-C4	-5.79	1.29	1.33
34	BA	819	G	O3'-P	-5.79	1.54	1.61
34	BA	1088	G	N9-C8	-5.79	1.33	1.37
34	BA	1164	C	C3'-C2'	-5.79	1.46	1.52
34	BA	1213	A	C5-C6	-5.79	1.35	1.41
34	BA	1409	A	N3-C4	-5.79	1.31	1.34
34	BA	1497	A	C3'-C2'	5.79	1.59	1.52
34	BA	1670	A	C2'-C1'	-5.79	1.47	1.53
34	BA	1675	C	C5'-C4'	-5.79	1.44	1.51
35	BB	1198	C	C2-N3	-5.79	1.31	1.35
38	BE	55	C	C3'-O3'	5.79	1.50	1.42

Continued on next page...

Continued from previous page...

Mol	Chain	Res	Type	Atoms	Z	Observed(Å)	Ideal(Å)
40	BG	10	U	O3'-P	-5.79	1.54	1.61
41	BH	129	G	O3'-P	-5.79	1.54	1.61
85	AA	693	A	P-O5'	-5.79	1.53	1.59
85	AA	1856	G	C3'-C2'	-5.79	1.46	1.52
34	BA	116	G	C2'-C1'	-5.78	1.47	1.53
34	BA	388	A	N3-C4	-5.78	1.31	1.34
34	BA	513	U	C1'-N1	-5.78	1.38	1.46
34	BA	703	U	N3-C4	-5.78	1.33	1.38
34	BA	795	G	C5-C6	-5.78	1.36	1.42
34	BA	1533	G	C2-N2	-5.78	1.28	1.34
34	BA	1603	A	P-O5'	-5.78	1.53	1.59
35	BB	625	A	N7-C5	-5.78	1.35	1.39
35	BB	1203	C	P-O5'	-5.78	1.53	1.59
35	BB	1248	A	C4'-C3'	-5.78	1.46	1.52
35	BB	1318	U	P-O5'	-5.78	1.53	1.59
38	BE	10	G	C4'-O4'	5.78	1.53	1.45
38	BE	37	C	C2'-C1'	-5.78	1.47	1.53
38	BE	49	A	N7-C5	-5.78	1.35	1.39
40	BG	1	G	C5-C6	-5.78	1.36	1.42
40	BG	86	U	C4-C5	-5.78	1.38	1.43
41	BH	33	G	C5-C4	-5.78	1.34	1.38
85	AA	111	A	N3-C4	-5.78	1.31	1.34
85	AA	362	G	C3'-C2'	-5.78	1.46	1.52
85	AA	682	C	C4'-C3'	-5.78	1.46	1.52
85	AA	887	A	O4'-C1'	-5.78	1.34	1.41
85	AA	1271	U	C2-N3	-5.78	1.33	1.37
34	BA	1492	G	C6-N1	-5.78	1.35	1.39
35	BB	813	C	O3'-P	-5.78	1.54	1.61
35	BB	1461	C	C4'-O4'	-5.78	1.38	1.45
40	BG	65	C	C4'-O4'	-5.78	1.38	1.45
85	AA	1249	U	O3'-P	-5.78	1.54	1.61
85	AA	1581	C	O3'-P	-5.78	1.54	1.61
85	AA	2094	U	C3'-C2'	-5.78	1.46	1.52
34	BA	142	A	C8-N7	-5.78	1.27	1.31
34	BA	580	U	C4'-O4'	-5.78	1.38	1.45
34	BA	966	G	C2-N2	-5.78	1.28	1.34
34	BA	1005	C	P-O5'	-5.78	1.53	1.59
34	BA	1078	U	N1-C2	-5.78	1.33	1.38
34	BA	1203	G	C5'-C4'	-5.78	1.44	1.51
34	BA	1514	A	N9-C4	-5.78	1.34	1.37
34	BA	1655	G	C2'-C1'	-5.78	1.47	1.53
34	BA	1706	A	O3'-P	-5.78	1.54	1.61

Continued on next page...

Continued from previous page...

Mol	Chain	Res	Type	Atoms	Z	Observed(Å)	Ideal(Å)
34	BA	1802	C	C3'-C2'	-5.78	1.46	1.52
35	BB	19	C	C4'-O4'	-5.78	1.38	1.45
35	BB	115	A	C6-N1	5.78	1.39	1.35
35	BB	979	G	C2-N2	-5.78	1.28	1.34
35	BB	1097	U	N3-C4	-5.78	1.33	1.38
40	BG	134	U	C3'-C2'	-5.78	1.46	1.52
71	BI	42	GLY	CA-C	-5.78	1.42	1.51
85	AA	433	U	O3'-P	-5.78	1.54	1.61
85	AA	622	G	O3'-P	-5.78	1.54	1.61
85	AA	704	A	C5-C4	-5.78	1.34	1.38
85	AA	843	U	O3'-P	-5.78	1.54	1.61
85	AA	1144	G	N7-C5	-5.78	1.35	1.39
85	AA	1190	G	O4'-C1'	-5.78	1.34	1.41
85	AA	2089	G	C5-C4	-5.78	1.34	1.38
85	AA	2174	G	N3-C4	-5.78	1.31	1.35
34	BA	434	U	C2'-C1'	-5.78	1.47	1.53
34	BA	482	C	C1'-N1	-5.78	1.38	1.46
34	BA	1290	A	C2'-C1'	-5.78	1.47	1.53
35	BB	1292	G	C3'-C2'	-5.78	1.46	1.52
38	BE	142	A	N9-C8	-5.78	1.33	1.37
85	AA	165	C	C5'-C4'	-5.78	1.44	1.51
85	AA	1675	U	P-O5'	-5.78	1.53	1.59
34	BA	33	C	P-O5'	-5.78	1.53	1.59
34	BA	375	C	C2'-C1'	-5.78	1.47	1.53
34	BA	517	A	C2'-C1'	-5.78	1.47	1.53
34	BA	720	A	N3-C4	-5.78	1.31	1.34
34	BA	823	G	C2'-C1'	-5.78	1.47	1.53
35	BB	765	G	O3'-P	-5.78	1.54	1.61
85	AA	1172	A	O3'-P	-5.78	1.54	1.61
85	AA	1498	C	O3'-P	-5.78	1.54	1.61
85	AA	1689	G	N9-C4	-5.78	1.33	1.38
85	AA	1711	C	C1'-N1	-5.78	1.38	1.46
34	BA	94	G	P-O5'	-5.78	1.53	1.59
34	BA	326	A	O4'-C1'	-5.78	1.34	1.41
34	BA	583	G	O3'-P	-5.78	1.54	1.61
34	BA	955	G	N7-C5	-5.78	1.35	1.39
34	BA	1023	G	C5-C4	-5.78	1.34	1.38
34	BA	1203	G	C8-N7	-5.78	1.27	1.30
35	BB	1224	C	C2'-C1'	-5.78	1.47	1.53
35	BB	1465	U	C3'-C2'	-5.78	1.46	1.52
38	BE	48	G	C2-N2	-5.78	1.28	1.34
40	BG	35	G	C2-N2	-5.78	1.28	1.34

Continued on next page...

Continued from previous page...

Mol	Chain	Res	Type	Atoms	Z	Observed(Å)	Ideal(Å)
85	AA	125	A	N3-C4	-5.78	1.31	1.34
85	AA	210	G	C6-O6	-5.78	1.19	1.24
85	AA	493	A	C1'-N9	-5.78	1.38	1.46
85	AA	680	U	N3-C4	-5.78	1.33	1.38
85	AA	1242	A	N3-C4	-5.78	1.31	1.34
85	AA	1948	A	P-O5'	-5.78	1.53	1.59
85	AA	2085	C	C5'-C4'	-5.78	1.44	1.51
34	BA	14	G	C2'-C1'	-5.77	1.47	1.53
34	BA	261	A	P-O5'	-5.77	1.53	1.59
34	BA	728	A	C5-C4	-5.77	1.34	1.38
34	BA	768	G	C2'-C1'	-5.77	1.47	1.53
34	BA	1077	G	N7-C5	-5.77	1.35	1.39
35	BB	817	C	C5'-C4'	5.77	1.58	1.51
35	BB	1068	G	C2-N2	-5.77	1.28	1.34
85	AA	670	C	O3'-P	-5.77	1.54	1.61
85	AA	1462	A	O3'-P	-5.77	1.54	1.61
34	BA	809	U	C4'-C3'	-5.77	1.46	1.52
34	BA	1025	A	C2'-C1'	-5.77	1.47	1.53
34	BA	1092	U	C4'-C3'	-5.77	1.46	1.52
34	BA	1194	G	C1'-N9	-5.77	1.38	1.46
34	BA	1202	G	C2'-C1'	-5.77	1.47	1.53
34	BA	1713	U	N1-C2	-5.77	1.33	1.38
35	BB	629	C	C2'-C1'	-5.77	1.47	1.53
35	BB	697	G	C5-C4	-5.77	1.34	1.38
35	BB	1276	U	O3'-P	-5.77	1.54	1.61
37	BD	56	G	C2'-C1'	-5.77	1.47	1.53
85	AA	327	G	C4'-C3'	5.77	1.59	1.53
85	AA	636	G	O3'-P	-5.77	1.54	1.61
85	AA	925	G	C2-N2	-5.77	1.28	1.34
85	AA	2146	G	C2-N3	-5.77	1.28	1.32
34	BA	230	A	P-O5'	-5.77	1.53	1.59
34	BA	452	A	N3-C4	-5.77	1.31	1.34
34	BA	1600	G	O4'-C1'	-5.77	1.34	1.41
34	BA	1623	U	C2'-C1'	-5.77	1.47	1.53
34	BA	1685	C	C5'-C4'	-5.77	1.44	1.51
35	BB	4	C	C1'-N1	5.77	1.57	1.48
35	BB	283	A	P-O5'	-5.77	1.53	1.59
35	BB	1538	G	P-O5'	-5.77	1.53	1.59
85	AA	2221	A	O3'-P	-5.77	1.54	1.61
34	BA	791	A	N3-C4	-5.77	1.31	1.34
34	BA	966	G	C6-N1	-5.77	1.35	1.39
34	BA	1013	A	N7-C5	-5.77	1.35	1.39

Continued on next page...

Continued from previous page...

Mol	Chain	Res	Type	Atoms	Z	Observed(Å)	Ideal(Å)
34	BA	1268	C	O3'-P	-5.77	1.54	1.61
35	BB	1235	A	C5-C4	-5.77	1.34	1.38
40	BG	170	G	O3'-P	-5.77	1.54	1.61
41	BH	42	U	O3'-P	-5.77	1.54	1.61
85	AA	540	A	O3'-P	-5.77	1.54	1.61
85	AA	565	G	N7-C5	-5.77	1.35	1.39
85	AA	690	G	C5'-C4'	-5.77	1.44	1.51
85	AA	1156	A	C8-N7	-5.77	1.27	1.31
85	AA	1541	G	C2-N2	-5.77	1.28	1.34
34	BA	467	A	C8-N7	-5.77	1.27	1.31
34	BA	714	G	C2-N2	-5.77	1.28	1.34
34	BA	1420	A	N7-C5	-5.77	1.35	1.39
35	BB	421	U	C3'-C2'	-5.77	1.46	1.52
35	BB	858	U	P-O5'	-5.77	1.53	1.59
35	BB	1263	A	O3'-P	-5.77	1.54	1.61
38	BE	108	U	C3'-O3'	-5.77	1.34	1.42
85	AA	914	U	C2'-C1'	-5.77	1.47	1.53
85	AA	1440	C	C3'-C2'	-5.77	1.46	1.52
34	BA	263	G	C2'-C1'	-5.77	1.47	1.53
34	BA	517	A	C8-N7	-5.77	1.27	1.31
34	BA	1672	C	N3-C4	-5.77	1.29	1.33
35	BB	832	C	C2-N3	-5.77	1.31	1.35
35	BB	1004	A	N7-C5	-5.77	1.35	1.39
35	BB	1040	C	C5'-C4'	5.77	1.58	1.51
35	BB	1106	G	N1-C2	-5.77	1.33	1.37
36	BC	42	G	C5-C4	-5.77	1.34	1.38
49	BP	19	PRO	N-CD	-5.77	1.39	1.47
66	Bg	81	TYR	CB-CG	-5.77	1.43	1.51
35	BB	779	C	C2'-C1'	-5.76	1.47	1.53
35	BB	1193	G	C3'-C2'	-5.76	1.46	1.52
40	BG	176	G	N9-C8	-5.76	1.33	1.37
85	AA	373	G	C4'-C3'	-5.76	1.46	1.52
85	AA	621	U	P-O5'	-5.76	1.53	1.59
85	AA	1061	C	O3'-P	-5.76	1.54	1.61
85	AA	1293	U	O3'-P	-5.76	1.54	1.61
85	AA	2140	U	N3-C4	-5.76	1.33	1.38
34	BA	257	G	C5-C6	-5.76	1.36	1.42
34	BA	702	G	N1-C2	-5.76	1.33	1.37
34	BA	1709	A	C1'-N9	-5.76	1.38	1.46
37	BD	110	G	N1-C2	-5.76	1.33	1.37
41	BH	59	G	N9-C4	-5.76	1.33	1.38
85	AA	648	G	C3'-C2'	-5.76	1.46	1.52

Continued on next page...

Continued from previous page...

Mol	Chain	Res	Type	Atoms	Z	Observed(Å)	Ideal(Å)
85	AA	1673	A	C1'-N9	-5.76	1.38	1.46
85	AA	1929	G	C4'-C3'	-5.76	1.46	1.52
85	AA	2105	G	C5-C4	-5.76	1.34	1.38
34	BA	191	G	C3'-C2'	-5.76	1.46	1.52
34	BA	331	G	C2-N2	-5.76	1.28	1.34
34	BA	1560	U	O4'-C1'	-5.76	1.34	1.41
35	BB	113	C	C5'-C4'	-5.76	1.44	1.51
35	BB	399	A	C2'-C1'	-5.76	1.47	1.53
38	BE	187	G	O3'-P	-5.76	1.54	1.61
40	BG	73	U	C3'-C2'	-5.76	1.46	1.52
40	BG	176	G	C2-N2	-5.76	1.28	1.34
41	BH	11	C	C2-N3	-5.76	1.31	1.35
85	AA	515	C	C4-N4	-5.76	1.28	1.33
85	AA	1253	G	N9-C8	-5.76	1.33	1.37
85	AA	1778	C	P-O5'	-5.76	1.53	1.59
85	AA	1850	G	C2'-C1'	-5.76	1.47	1.53
34	BA	844	U	C4'-C3'	-5.76	1.46	1.52
34	BA	1692	U	C2'-C1'	-5.76	1.47	1.53
34	BA	1782	C	C3'-C2'	-5.76	1.46	1.52
35	BB	391	G	O3'-P	-5.76	1.54	1.61
35	BB	1059	U	C3'-C2'	-5.76	1.46	1.52
35	BB	1070	G	C5-C4	-5.76	1.34	1.38
35	BB	1292	G	N7-C5	-5.76	1.35	1.39
36	BC	39	G	C2-N2	-5.76	1.28	1.34
36	BC	61	A	C1'-N9	-5.76	1.38	1.46
40	BG	124	A	C3'-C2'	-5.76	1.46	1.52
41	BH	21	G	C5'-C4'	-5.76	1.44	1.51
85	AA	386	G	N9-C8	-5.76	1.33	1.37
85	AA	544	A	C3'-C2'	-5.76	1.46	1.52
85	AA	705	G	N9-C4	-5.76	1.33	1.38
85	AA	934	A	C2'-C1'	-5.76	1.47	1.53
85	AA	1893	G	P-O5'	-5.76	1.53	1.59
85	AA	1996	A	C5'-C4'	5.76	1.58	1.51
34	BA	49	A	N9-C8	-5.76	1.33	1.37
34	BA	458	G	O3'-P	-5.76	1.54	1.61
34	BA	1117	G	N1-C2	-5.76	1.33	1.37
34	BA	1315	C	C1'-N1	-5.76	1.38	1.46
34	BA	1818	A	N3-C4	-5.76	1.31	1.34
35	BB	390	G	P-O5'	-5.76	1.53	1.59
36	BC	12	A	N3-C4	-5.76	1.31	1.34
85	AA	54	C	O3'-P	-5.76	1.54	1.61
34	BA	210	G	C5-C4	-5.76	1.34	1.38

Continued on next page...

Continued from previous page...

Mol	Chain	Res	Type	Atoms	Z	Observed(Å)	Ideal(Å)
34	BA	1648	G	N9-C4	-5.76	1.33	1.38
34	BA	1805	C	C2'-C1'	-5.76	1.47	1.53
35	BB	1036	G	C2-N3	-5.76	1.28	1.32
35	BB	1134	G	C8-N7	-5.76	1.27	1.30
35	BB	1397	G	C1'-N9	-5.76	1.38	1.46
35	BB	1478	G	C6-N1	-5.76	1.35	1.39
36	BC	15	G	N3-C4	-5.76	1.31	1.35
38	BE	146	U	C1'-N1	-5.76	1.38	1.46
39	BF	70	A	C2'-C1'	-5.76	1.47	1.53
85	AA	261	U	C1'-N1	-5.76	1.38	1.46
85	AA	338	G	C2'-C1'	-5.76	1.47	1.53
85	AA	499	G	C1'-N9	-5.76	1.38	1.46
85	AA	1240	A	C2'-C1'	-5.76	1.47	1.53
85	AA	1289	U	N3-C4	-5.76	1.33	1.38
85	AA	1850	G	P-O5'	-5.76	1.53	1.59
34	BA	441	A	C1'-N9	-5.75	1.38	1.46
34	BA	792	A	C1'-N9	-5.75	1.38	1.46
34	BA	820	C	C4-N4	-5.75	1.28	1.33
34	BA	1052	G	C3'-C2'	-5.75	1.46	1.52
34	BA	1780	U	P-O5'	-5.75	1.53	1.59
35	BB	488	G	C1'-N9	-5.75	1.38	1.46
35	BB	1020	U	C1'-N1	-5.75	1.38	1.46
36	BC	55	U	C4'-C3'	-5.75	1.46	1.52
36	BC	97	U	C4'-C3'	-5.75	1.46	1.52
40	BG	34	A	C1'-N9	-5.75	1.38	1.46
85	AA	2002	A	N7-C5	-5.75	1.35	1.39
85	AA	2218	G	C4'-O4'	-5.75	1.38	1.45
34	BA	116	G	C5'-C4'	-5.75	1.44	1.51
34	BA	951	C	C2'-C1'	-5.75	1.47	1.53
35	BB	61	A	P-O5'	-5.75	1.53	1.59
35	BB	127	U	C2'-O2'	-5.75	1.34	1.41
35	BB	1057	G	C6-N1	-5.75	1.35	1.39
35	BB	1118	G	C6-N1	-5.75	1.35	1.39
35	BB	1162	A	N7-C5	-5.75	1.35	1.39
35	BB	1421	C	C2'-C1'	-5.75	1.47	1.53
36	BC	67	U	C3'-C2'	-5.75	1.46	1.52
41	BH	14	C	C2'-C1'	-5.75	1.47	1.53
41	BH	129	G	N3-C4	-5.75	1.31	1.35
85	AA	383	C	C4-N4	-5.75	1.28	1.33
85	AA	532	G	C6-N1	-5.75	1.35	1.39
85	AA	669	G	P-O5'	-5.75	1.53	1.59
85	AA	700	U	C2'-C1'	-5.75	1.47	1.53

Continued on next page...

Continued from previous page...

Mol	Chain	Res	Type	Atoms	Z	Observed(Å)	Ideal(Å)
85	AA	1621	U	C4'-C3'	-5.75	1.46	1.52
85	AA	1873	U	C5'-C4'	5.75	1.58	1.51
85	AA	1974	C	P-O5'	-5.75	1.53	1.59
85	AA	2038	C	C3'-C2'	-5.75	1.46	1.52
34	BA	976	C	O3'-P	-5.75	1.54	1.61
34	BA	1105	A	N3-C4	-5.75	1.31	1.34
34	BA	1707	C	C1'-N1	-5.75	1.38	1.46
35	BB	401	U	C4'-C3'	-5.75	1.46	1.52
35	BB	615	A	C3'-C2'	-5.75	1.46	1.52
36	BC	159	U	O3'-P	-5.75	1.54	1.61
85	AA	103	U	C3'-C2'	-5.75	1.46	1.52
85	AA	471	U	C4'-C3'	-5.75	1.46	1.52
85	AA	588	G	C2-N2	-5.75	1.28	1.34
85	AA	631	G	N9-C4	-5.75	1.33	1.38
85	AA	927	A	C6-N6	-5.75	1.29	1.33
85	AA	1146	C	O3'-P	-5.75	1.54	1.61
85	AA	1825	A	N3-C4	-5.75	1.31	1.34
85	AA	2244	G	N9-C4	-5.75	1.33	1.38
34	BA	45	A	N9-C8	-5.75	1.33	1.37
34	BA	538	G	O3'-P	-5.75	1.54	1.61
34	BA	1484	A	C2'-C1'	-5.75	1.47	1.53
35	BB	425	G	N7-C5	-5.75	1.35	1.39
35	BB	897	C	P-O5'	-5.75	1.53	1.59
36	BC	66	G	P-O5'	-5.75	1.54	1.59
41	BH	31	A	O4'-C1'	-5.75	1.34	1.41
85	AA	365	G	O4'-C1'	-5.75	1.34	1.41
85	AA	1154	A	O3'-P	-5.75	1.54	1.61
34	BA	108	A	C3'-C2'	-5.75	1.46	1.52
34	BA	202	A	C1'-N9	-5.75	1.38	1.46
34	BA	260	A	N7-C5	-5.75	1.35	1.39
34	BA	397	A	C3'-C2'	-5.75	1.46	1.52
34	BA	467	A	C1'-N9	-5.75	1.38	1.46
34	BA	521	C	C4-N4	-5.75	1.28	1.33
34	BA	1355	G	C8-N7	-5.75	1.27	1.30
34	BA	1464	C	C2-N3	-5.75	1.31	1.35
34	BA	1847	G	C6-N1	-5.75	1.35	1.39
35	BB	890	U	P-O5'	-5.75	1.54	1.59
35	BB	960	C	P-O5'	-5.75	1.54	1.59
38	BE	87	U	C4-C5	-5.75	1.38	1.43
40	BG	81	G	N9-C4	-5.75	1.33	1.38
65	Bf	280	HIS	CB-CG	-5.75	1.39	1.50
85	AA	911	A	O3'-P	-5.75	1.54	1.61

Continued on next page...

Continued from previous page...

Mol	Chain	Res	Type	Atoms	Z	Observed(Å)	Ideal(Å)
85	AA	1217	U	C3'-C2'	-5.75	1.46	1.52
85	AA	2091	C	O3'-P	-5.75	1.54	1.61
34	BA	118	C	N3-C4	-5.75	1.29	1.33
34	BA	990	G	N7-C5	-5.75	1.35	1.39
34	BA	1653	G	N9-C8	-5.75	1.33	1.37
35	BB	585	U	N3-C4	-5.75	1.33	1.38
35	BB	1306	G	N9-C8	-5.75	1.33	1.37
35	BB	1319	U	C2'-C1'	-5.75	1.47	1.53
35	BB	1327	U	N1-C6	-5.75	1.32	1.38
39	BF	28	C	P-O5'	-5.75	1.54	1.59
40	BG	6	A	O3'-P	-5.75	1.54	1.61
34	BA	433	G	C4'-C3'	5.75	1.59	1.53
34	BA	1287	G	N7-C5	-5.75	1.35	1.39
34	BA	1787	U	N3-C4	-5.75	1.33	1.38
85	AA	964	C	C3'-O3'	5.75	1.50	1.42
85	AA	1940	A	P-O5'	-5.75	1.54	1.59
34	BA	8	G	C5-C4	-5.74	1.34	1.38
34	BA	1289	C	C1'-N1	-5.74	1.38	1.46
35	BB	26	C	C4'-C3'	-5.74	1.46	1.52
35	BB	1315	C	N1-C6	-5.74	1.33	1.37
37	BD	11	A	C6-N6	-5.74	1.29	1.33
38	BE	124	G	N7-C5	-5.74	1.35	1.39
41	BH	120	C	O3'-P	-5.74	1.54	1.61
85	AA	394	C	O3'-P	-5.74	1.54	1.61
85	AA	605	A	C3'-C2'	-5.74	1.46	1.52
85	AA	1641	A	C2'-C1'	-5.74	1.47	1.53
34	BA	332	U	P-O5'	-5.74	1.54	1.59
34	BA	367	G	P-O5'	-5.74	1.54	1.59
34	BA	697	A	N9-C4	-5.74	1.34	1.37
34	BA	1534	U	C1'-N1	-5.74	1.38	1.46
77	Br	133	PRO	CA-C	-5.74	1.41	1.52
85	AA	1285	C	C2-N3	-5.74	1.31	1.35
85	AA	1464	G	N1-C2	-5.74	1.33	1.37
34	BA	50	G	C2'-C1'	-5.74	1.47	1.53
34	BA	627	U	P-O5'	-5.74	1.54	1.59
34	BA	728	A	C3'-C2'	-5.74	1.46	1.52
34	BA	1004	U	N3-C4	-5.74	1.33	1.38
34	BA	1580	U	C2'-C1'	-5.74	1.47	1.53
35	BB	707	G	C2'-C1'	-5.74	1.47	1.53
38	BE	123	A	C2'-C1'	-5.74	1.47	1.53
40	BG	168	A	P-O5'	-5.74	1.54	1.59
41	BH	84	A	N3-C4	-5.74	1.31	1.34

Continued on next page...

Continued from previous page...

Mol	Chain	Res	Type	Atoms	Z	Observed(Å)	Ideal(Å)
65	Bf	295	PRO	CA-C	-5.74	1.41	1.52
85	AA	110	U	P-O5'	-5.74	1.54	1.59
85	AA	355	G	C3'-C2'	-5.74	1.46	1.52
85	AA	391	G	P-O5'	-5.74	1.54	1.59
85	AA	916	A	C2'-C1'	-5.74	1.47	1.53
85	AA	1143	C	O4'-C1'	-5.74	1.34	1.41
85	AA	1565	G	C2-N2	-5.74	1.28	1.34
85	AA	1960	C	O3'-P	-5.74	1.54	1.61
34	BA	666	C	C2-N3	-5.74	1.31	1.35
34	BA	956	G	C2-N2	-5.74	1.28	1.34
34	BA	1013	A	C8-N7	-5.74	1.27	1.31
34	BA	1163	G	P-O5'	-5.74	1.54	1.59
35	BB	31	U	C2'-C1'	-5.74	1.47	1.53
35	BB	664	A	N9-C8	-5.74	1.33	1.37
35	BB	1493	A	C3'-C2'	-5.74	1.46	1.52
36	BC	36	G	C2-N3	-5.74	1.28	1.32
40	BG	180	C	C4'-C3'	-5.74	1.46	1.52
85	AA	422	G	C6-N1	-5.74	1.35	1.39
85	AA	749	C	C2-N3	-5.74	1.31	1.35
85	AA	1584	U	C2'-C1'	-5.74	1.47	1.53
85	AA	2081	A	N9-C4	-5.74	1.34	1.37
34	BA	236	A	C8-N7	-5.74	1.27	1.31
35	BB	128	C	C3'-C2'	-5.74	1.46	1.52
35	BB	394	A	C3'-C2'	-5.74	1.46	1.52
35	BB	399	A	C4'-C3'	-5.74	1.46	1.52
35	BB	604	C	C5'-C4'	-5.74	1.44	1.51
35	BB	762	C	P-O5'	-5.74	1.54	1.59
35	BB	1048	A	C3'-C2'	-5.74	1.46	1.52
37	BD	108	G	O4'-C1'	-5.74	1.34	1.41
34	BA	255	G	C1'-N9	-5.74	1.38	1.46
34	BA	439	A	C1'-N9	-5.74	1.38	1.46
34	BA	799	A	C5'-C4'	5.74	1.58	1.51
34	BA	799	A	C8-N7	-5.74	1.27	1.31
34	BA	960	C	C4'-C3'	-5.74	1.46	1.52
34	BA	1176	C	O4'-C1'	-5.74	1.34	1.41
34	BA	1228	G	N7-C5	-5.74	1.35	1.39
35	BB	399	A	N9-C8	-5.74	1.33	1.37
35	BB	446	U	O4'-C1'	-5.74	1.34	1.41
35	BB	622	G	C1'-N9	-5.74	1.38	1.46
35	BB	679	G	C3'-C2'	-5.74	1.46	1.52
35	BB	811	C	C2-N3	-5.74	1.31	1.35
38	BE	45	G	C3'-C2'	-5.74	1.46	1.52

Continued on next page...

Continued from previous page...

Mol	Chain	Res	Type	Atoms	Z	Observed(Å)	Ideal(Å)
85	AA	509	C	C3'-C2'	-5.74	1.46	1.52
85	AA	754	C	C2'-C1'	-5.74	1.47	1.53
85	AA	975	G	C1'-N9	-5.74	1.38	1.46
85	AA	1561	A	C1'-N9	-5.74	1.38	1.46
85	AA	1702	G	C2-N2	-5.74	1.28	1.34
85	AA	1858	G	C2'-C1'	-5.74	1.47	1.53
85	AA	2013	A	C3'-C2'	-5.74	1.46	1.52
34	BA	1033	G	C3'-C2'	-5.73	1.46	1.52
35	BB	1221	G	C6-N1	-5.73	1.35	1.39
35	BB	1378	U	C4'-C3'	-5.73	1.46	1.52
38	BE	82	C	C3'-O3'	5.73	1.50	1.42
85	AA	1307	U	P-O5'	-5.73	1.54	1.59
85	AA	1462	A	C6-N1	-5.73	1.31	1.35
34	BA	155	U	C2'-C1'	-5.73	1.47	1.53
34	BA	243	C	O3'-P	-5.73	1.54	1.61
35	BB	568	A	O3'-P	-5.73	1.54	1.61
37	BD	2	G	C6-N1	-5.73	1.35	1.39
37	BD	7	G	C4'-C3'	-5.73	1.46	1.52
38	BE	20	C	N3-C4	-5.73	1.29	1.33
40	BG	92	U	P-O5'	-5.73	1.54	1.59
41	BH	10	U	C5'-C4'	-5.73	1.44	1.51
85	AA	380	C	O3'-P	-5.73	1.54	1.61
85	AA	504	U	C4'-C3'	-5.73	1.46	1.52
85	AA	799	G	C2'-C1'	-5.73	1.47	1.53
85	AA	897	A	C4'-C3'	-5.73	1.46	1.52
85	AA	1292	A	C2'-C1'	-5.73	1.47	1.53
85	AA	1540	A	N3-C4	-5.73	1.31	1.34
85	AA	2054	G	C4'-C3'	-5.73	1.46	1.52
34	BA	365	A	C3'-C2'	-5.73	1.46	1.52
34	BA	1119	A	C2'-C1'	-5.73	1.47	1.53
34	BA	1585	A	N3-C4	-5.73	1.31	1.34
34	BA	1702	G	N9-C4	-5.73	1.33	1.38
35	BB	376	A	C6-N6	-5.73	1.29	1.33
35	BB	1296	A	C4'-C3'	-5.73	1.46	1.52
35	BB	1350	A	C4'-C3'	-5.73	1.46	1.52
37	BD	44	U	C2'-C1'	-5.73	1.47	1.53
34	BA	36	A	C5'-C4'	-5.73	1.44	1.51
34	BA	461	A	C8-N7	-5.73	1.27	1.31
34	BA	967	C	P-O5'	-5.73	1.54	1.59
34	BA	1510	C	C1'-N1	-5.73	1.38	1.46
85	AA	450	A	C8-N7	-5.73	1.27	1.31
85	AA	684	G	C2-N2	-5.73	1.28	1.34

Continued on next page...

Continued from previous page...

Mol	Chain	Res	Type	Atoms	Z	Observed(Å)	Ideal(Å)
85	AA	1984	A	C8-N7	-5.73	1.27	1.31
34	BA	1007	G	N9-C8	-5.73	1.33	1.37
34	BA	1832	A	C5-C4	-5.73	1.34	1.38
35	BB	132	G	O4'-C1'	-5.73	1.34	1.41
35	BB	844	G	C6-N1	-5.73	1.35	1.39
37	BD	95	G	C1'-N9	-5.73	1.38	1.46
40	BG	23	C	O5'-C5'	-5.73	1.33	1.42
85	AA	9	U	O3'-P	-5.73	1.54	1.61
85	AA	153	C	O3'-P	-5.73	1.54	1.61
85	AA	728	U	O3'-P	-5.73	1.54	1.61
85	AA	1671	G	C3'-C2'	-5.73	1.46	1.52
34	BA	680	C	C2-N3	-5.73	1.31	1.35
34	BA	1114	G	C2-N2	-5.73	1.28	1.34
34	BA	1379	G	P-O5'	-5.73	1.54	1.59
34	BA	1620	U	O3'-P	-5.73	1.54	1.61
35	BB	20	U	C2'-C1'	-5.73	1.47	1.53
35	BB	1495	U	C3'-C2'	-5.73	1.46	1.52
35	BB	1516	C	O3'-P	-5.73	1.54	1.61
38	BE	127	G	N9-C8	-5.73	1.33	1.37
85	AA	283	A	P-O5'	-5.73	1.54	1.59
85	AA	895	C	C4'-C3'	-5.73	1.46	1.52
85	AA	2193	A	C4'-O4'	-5.73	1.38	1.45
34	BA	557	U	C3'-O3'	5.72	1.50	1.42
34	BA	1061	A	C2'-C1'	-5.72	1.47	1.53
34	BA	1208	U	C3'-C2'	-5.72	1.46	1.52
34	BA	1817	G	C2'-C1'	-5.72	1.47	1.53
40	BG	155	A	C5-C4	-5.72	1.34	1.38
41	BH	120	C	O4'-C1'	-5.72	1.34	1.41
85	AA	1852	U	C5'-C4'	5.72	1.58	1.51
34	BA	195	G	C4'-C3'	-5.72	1.46	1.52
34	BA	202	A	C5-C4	-5.72	1.34	1.38
34	BA	465	A	N3-C4	-5.72	1.31	1.34
34	BA	979	G	N9-C8	-5.72	1.33	1.37
34	BA	1195	G	C3'-C2'	-5.72	1.46	1.52
35	BB	439	G	C6-N1	-5.72	1.35	1.39
35	BB	448	G	C6-N1	-5.72	1.35	1.39
35	BB	1019	C	N1-C6	-5.72	1.33	1.37
35	BB	1041	A	N3-C4	-5.72	1.31	1.34
36	BC	59	A	C3'-C2'	-5.72	1.46	1.52
40	BG	61	A	C6-N1	5.72	1.39	1.35
40	BG	147	U	O3'-P	-5.72	1.54	1.61
41	BH	54	U	C3'-C2'	-5.72	1.46	1.52

Continued on next page...

Continued from previous page...

Mol	Chain	Res	Type	Atoms	Z	Observed(Å)	Ideal(Å)
85	AA	735	G	P-O5'	-5.72	1.54	1.59
85	AA	1130	G	O4'-C1'	-5.72	1.34	1.41
85	AA	2229	G	C2-N2	-5.72	1.28	1.34
34	BA	346	A	C2'-C1'	-5.72	1.47	1.53
34	BA	649	A	N7-C5	-5.72	1.35	1.39
34	BA	710	A	C3'-C2'	-5.72	1.46	1.52
34	BA	1152	A	C4'-O4'	-5.72	1.38	1.45
34	BA	1788	U	C3'-C2'	-5.72	1.46	1.52
35	BB	1272	G	C1'-N9	-5.72	1.38	1.46
41	BH	39	G	C2-N2	-5.72	1.28	1.34
85	AA	49	C	C2-N3	-5.72	1.31	1.35
85	AA	430	G	C2-N2	-5.72	1.28	1.34
85	AA	721	C	P-O5'	-5.72	1.54	1.59
85	AA	861	G	N9-C4	-5.72	1.33	1.38
85	AA	1595	G	N9-C4	-5.72	1.33	1.38
34	BA	214	A	O3'-P	-5.72	1.54	1.61
34	BA	252	A	C5-C4	-5.72	1.34	1.38
34	BA	272	A	P-O5'	-5.72	1.54	1.59
35	BB	139	G	O3'-P	-5.72	1.54	1.61
35	BB	404	A	N7-C5	-5.72	1.35	1.39
35	BB	586	U	O4'-C1'	-5.72	1.34	1.41
35	BB	1123	A	O3'-P	-5.72	1.54	1.61
35	BB	1282	G	C5'-C4'	-5.72	1.44	1.51
85	AA	164	G	C2-N2	-5.72	1.28	1.34
85	AA	622	G	C3'-C2'	-5.72	1.46	1.52
85	AA	1689	G	C2'-C1'	-5.72	1.47	1.53
34	BA	1521	C	C2'-C1'	-5.72	1.47	1.53
38	BE	166	G	N9-C8	-5.72	1.33	1.37
40	BG	182	G	C2'-C1'	-5.72	1.47	1.53
85	AA	191	C	C2-N3	-5.72	1.31	1.35
85	AA	2048	C	C3'-C2'	-5.72	1.46	1.52
34	BA	99	G	O4'-C1'	-5.72	1.34	1.41
34	BA	267	G	C5-C4	-5.72	1.34	1.38
34	BA	387	A	N3-C4	-5.72	1.31	1.34
34	BA	406	G	O3'-P	-5.72	1.54	1.61
34	BA	424	U	O3'-P	-5.72	1.54	1.61
34	BA	727	G	C2-N2	-5.72	1.28	1.34
34	BA	889	U	N1-C6	-5.72	1.32	1.38
34	BA	1215	U	C3'-C2'	-5.72	1.46	1.52
34	BA	1219	G	C5-C4	-5.72	1.34	1.38
34	BA	1335	A	C5'-C4'	-5.72	1.44	1.51
34	BA	1546	C	C4'-C3'	-5.72	1.46	1.52

Continued on next page...

Continued from previous page...

Mol	Chain	Res	Type	Atoms	Z	Observed(Å)	Ideal(Å)
34	BA	1681	U	C2-N3	-5.72	1.33	1.37
35	BB	57	G	C2'-C1'	-5.72	1.47	1.53
35	BB	93	A	C8-N7	-5.72	1.27	1.31
35	BB	577	U	N3-C4	-5.72	1.33	1.38
35	BB	794	G	N1-C2	-5.72	1.33	1.37
35	BB	1086	G	C3'-C2'	-5.72	1.46	1.52
35	BB	1335	G	N3-C4	-5.72	1.31	1.35
36	BC	88	A	C1'-N9	-5.72	1.38	1.46
37	BD	100	A	O3'-P	-5.72	1.54	1.61
40	BG	95	U	O3'-P	-5.72	1.54	1.61
41	BH	54	U	C2-N3	-5.72	1.33	1.37
85	AA	164	G	C1'-N9	-5.72	1.38	1.46
85	AA	176	C	C3'-C2'	-5.72	1.46	1.52
85	AA	189	G	N1-C2	-5.72	1.33	1.37
85	AA	1139	G	C5-C4	-5.72	1.34	1.38
85	AA	1181	U	C2'-C1'	-5.72	1.47	1.53
85	AA	1587	C	O3'-P	-5.72	1.54	1.61
85	AA	1762	G	O3'-P	-5.72	1.54	1.61
34	BA	188	C	O3'-P	-5.71	1.54	1.61
34	BA	488	C	C5'-C4'	5.71	1.58	1.51
34	BA	1395	C	O3'-P	-5.71	1.54	1.61
34	BA	1669	C	N1-C6	-5.71	1.33	1.37
35	BB	1401	G	C1'-N9	-5.71	1.38	1.46
36	BC	46	G	C1'-N9	-5.71	1.38	1.46
37	BD	17	G	N9-C4	-5.71	1.33	1.38
37	BD	68	C	C3'-C2'	-5.71	1.46	1.52
39	BF	32	G	C5-C6	-5.71	1.36	1.42
40	BG	9	G	N9-C8	-5.71	1.33	1.37
85	AA	57	G	N9-C4	5.71	1.42	1.38
85	AA	76	G	C2'-C1'	-5.71	1.47	1.53
85	AA	247	G	C8-N7	-5.71	1.27	1.30
85	AA	1202	G	P-O5'	-5.71	1.54	1.59
85	AA	1612	C	O3'-P	-5.71	1.54	1.61
85	AA	2227	A	C3'-C2'	-5.71	1.46	1.52
85	AA	2248	A	P-O5'	-5.71	1.54	1.59
34	BA	409	A	O4'-C1'	-5.71	1.34	1.41
34	BA	784	C	C4'-O4'	-5.71	1.38	1.45
34	BA	1448	G	C1'-N9	-5.71	1.38	1.46
35	BB	18	A	C3'-C2'	-5.71	1.46	1.52
35	BB	1062	G	C1'-N9	-5.71	1.38	1.46
40	BG	178	G	C2-N2	-5.71	1.28	1.34
85	AA	84	C	C3'-C2'	-5.71	1.46	1.52

Continued on next page...

Continued from previous page...

Mol	Chain	Res	Type	Atoms	Z	Observed(Å)	Ideal(Å)
85	AA	1794	U	O4'-C1'	-5.71	1.34	1.41
85	AA	2134	U	O3'-P	-5.71	1.54	1.61
34	BA	97	A	C8-N7	-5.71	1.27	1.31
34	BA	111	U	C2-N3	-5.71	1.33	1.37
34	BA	383	G	C5-C4	-5.71	1.34	1.38
34	BA	493	G	N1-C2	-5.71	1.33	1.37
34	BA	668	G	N7-C5	-5.71	1.35	1.39
34	BA	938	C	O3'-P	-5.71	1.54	1.61
34	BA	960	C	N1-C6	-5.71	1.33	1.37
34	BA	1073	G	O3'-P	-5.71	1.54	1.61
34	BA	1490	U	O4'-C1'	-5.71	1.34	1.41
34	BA	1647	G	C6-N1	-5.71	1.35	1.39
34	BA	1655	G	N1-C2	-5.71	1.33	1.37
35	BB	372	U	P-O5'	-5.71	1.54	1.59
35	BB	522	A	N9-C4	-5.71	1.34	1.37
35	BB	545	C	O3'-P	-5.71	1.54	1.61
35	BB	1176	G	C3'-C2'	-5.71	1.46	1.52
36	BC	123	G	C3'-C2'	-5.71	1.46	1.52
37	BD	15	U	C2-N3	-5.71	1.33	1.37
40	BG	130	G	C4'-C3'	-5.71	1.46	1.52
85	AA	233	C	C2'-C1'	-5.71	1.47	1.53
85	AA	275	A	O3'-P	-5.71	1.54	1.61
85	AA	328	U	C2'-C1'	-5.71	1.47	1.53
85	AA	782	G	N9-C4	-5.71	1.33	1.38
85	AA	2002	A	P-O5'	-5.71	1.54	1.59
85	AA	2137	A	C2'-C1'	-5.71	1.47	1.53
34	BA	1077	G	O3'-P	-5.71	1.54	1.61
34	BA	1434	U	C4'-C3'	-5.71	1.46	1.52
36	BC	123	G	C6-N1	5.71	1.43	1.39
39	BF	54	U	C3'-O3'	5.71	1.50	1.42
85	AA	1828	C	C2'-C1'	-5.71	1.47	1.53
85	AA	1892	G	C1'-N9	-5.71	1.38	1.46
34	BA	171	U	C2'-C1'	-5.71	1.47	1.53
34	BA	212	A	O3'-P	-5.71	1.54	1.61
34	BA	595	U	C5'-C4'	5.71	1.58	1.51
34	BA	797	A	O3'-P	-5.71	1.54	1.61
34	BA	908	G	C1'-N9	-5.71	1.38	1.46
34	BA	951	C	O3'-P	-5.71	1.54	1.61
34	BA	1062	G	C8-N7	-5.71	1.27	1.30
34	BA	1070	G	N9-C8	-5.71	1.33	1.37
34	BA	1253	G	C2'-C1'	-5.71	1.47	1.53
34	BA	1581	G	N9-C8	-5.71	1.33	1.37

Continued on next page...

Continued from previous page...

Mol	Chain	Res	Type	Atoms	Z	Observed(Å)	Ideal(Å)
35	BB	63	A	C1'-N9	-5.71	1.38	1.46
35	BB	102	G	C4'-C3'	-5.71	1.46	1.52
35	BB	1145	G	C6-N1	-5.71	1.35	1.39
35	BB	1156	U	C2-N3	-5.71	1.33	1.37
35	BB	1259	A	C8-N7	-5.71	1.27	1.31
35	BB	1289	G	C3'-C2'	-5.71	1.46	1.52
35	BB	1329	G	N7-C5	-5.71	1.35	1.39
35	BB	1390	U	P-O5'	-5.71	1.54	1.59
35	BB	1449	G	C5-C6	-5.71	1.36	1.42
35	BB	1466	A	C8-N7	-5.71	1.27	1.31
36	BC	13	U	O3'-P	-5.71	1.54	1.61
39	BF	4	A	C5-C4	-5.71	1.34	1.38
85	AA	982	G	C4'-C3'	-5.71	1.46	1.52
85	AA	1676	G	C2-N2	-5.71	1.28	1.34
34	BA	28	C	C2'-C1'	-5.71	1.47	1.53
34	BA	243	C	C2'-C1'	-5.71	1.47	1.53
34	BA	790	G	N3-C4	-5.71	1.31	1.35
34	BA	1203	G	C3'-C2'	-5.71	1.46	1.52
35	BB	392	G	N9-C8	-5.71	1.33	1.37
35	BB	457	U	C3'-C2'	-5.71	1.46	1.52
35	BB	663	G	C8-N7	-5.71	1.27	1.30
35	BB	773	G	O4'-C1'	-5.71	1.34	1.41
35	BB	798	A	N9-C4	-5.71	1.34	1.37
36	BC	10	C	C5'-C4'	5.71	1.58	1.51
36	BC	62	A	C2'-C1'	-5.71	1.47	1.53
85	AA	125	A	P-O5'	-5.71	1.54	1.59
85	AA	885	A	C5'-C4'	5.71	1.58	1.51
85	AA	1094	G	C2'-C1'	-5.71	1.47	1.53
85	AA	1123	C	C3'-C2'	-5.71	1.46	1.52
85	AA	1464	G	O3'-P	-5.71	1.54	1.61
85	AA	1473	U	C3'-C2'	-5.71	1.46	1.52
34	BA	245	U	C2'-C1'	-5.71	1.47	1.53
34	BA	876	C	C2-N3	-5.71	1.31	1.35
34	BA	1839	G	C5-C4	-5.71	1.34	1.38
40	BG	79	U	N3-C4	-5.71	1.33	1.38
40	BG	181	C	C3'-C2'	-5.71	1.46	1.52
85	AA	698	G	N3-C4	-5.71	1.31	1.35
85	AA	931	G	N9-C8	-5.71	1.33	1.37
85	AA	1123	C	C2'-C1'	-5.71	1.47	1.53
85	AA	2011	C	C1'-N1	-5.71	1.38	1.46
34	BA	67	A	C5-C4	-5.70	1.34	1.38
34	BA	205	G	C8-N7	-5.70	1.27	1.30

Continued on next page...

Continued from previous page...

Mol	Chain	Res	Type	Atoms	Z	Observed(Å)	Ideal(Å)
34	BA	330	A	C3'-C2'	-5.70	1.46	1.52
34	BA	886	G	C6-N1	-5.70	1.35	1.39
34	BA	1018	U	C2'-C1'	-5.70	1.47	1.53
34	BA	1036	G	C5-C4	-5.70	1.34	1.38
35	BB	439	G	C3'-C2'	-5.70	1.46	1.52
35	BB	700	C	C3'-C2'	-5.70	1.46	1.52
35	BB	1086	G	C5-C6	-5.70	1.36	1.42
35	BB	1153	G	C8-N7	-5.70	1.27	1.30
35	BB	1362	G	N3-C4	-5.70	1.31	1.35
35	BB	1454	G	O3'-P	-5.70	1.54	1.61
35	BB	1526	C	C2-N3	-5.70	1.31	1.35
36	BC	80	A	C2'-C1'	-5.70	1.47	1.53
37	BD	118	C	C3'-C2'	-5.70	1.46	1.52
40	BG	175	G	C2-N2	-5.70	1.28	1.34
85	AA	618	A	P-O5'	-5.70	1.54	1.59
85	AA	2098	A	C8-N7	-5.70	1.27	1.31
34	BA	242	U	O3'-P	-5.70	1.54	1.61
35	BB	539	G	P-O5'	-5.70	1.54	1.59
35	BB	1322	A	N7-C5	-5.70	1.35	1.39
85	AA	451	G	C6-N1	-5.70	1.35	1.39
34	BA	324	C	P-O5'	-5.70	1.54	1.59
34	BA	460	G	C6-N1	-5.70	1.35	1.39
34	BA	503	C	P-O5'	-5.70	1.54	1.59
34	BA	763	U	C4-C5	-5.70	1.38	1.43
34	BA	1418	G	C2'-C1'	-5.70	1.47	1.53
34	BA	1807	G	C3'-C2'	-5.70	1.46	1.52
35	BB	1080	U	C3'-C2'	-5.70	1.46	1.52
36	BC	5	U	C4'-C3'	-5.70	1.46	1.52
36	BC	58	G	C5-C4	-5.70	1.34	1.38
41	BH	32	U	N3-C4	-5.70	1.33	1.38
85	AA	258	G	N1-C2	-5.70	1.33	1.37
85	AA	707	U	C2'-C1'	-5.70	1.47	1.53
85	AA	880	A	P-O5'	-5.70	1.54	1.59
85	AA	1695	G	C5-C4	-5.70	1.34	1.38
85	AA	2145	G	N9-C4	-5.70	1.33	1.38
85	AA	2249	U	O3'-P	-5.70	1.54	1.61
34	BA	265	A	O3'-P	-5.70	1.54	1.61
34	BA	631	G	O3'-P	-5.70	1.54	1.61
34	BA	1442	A	N3-C4	5.70	1.38	1.34
34	BA	1557	G	O4'-C1'	-5.70	1.34	1.41
34	BA	1735	G	N1-C2	-5.70	1.33	1.37
34	BA	1748	G	P-O5'	-5.70	1.54	1.59

Continued on next page...

Continued from previous page...

Mol	Chain	Res	Type	Atoms	Z	Observed(Å)	Ideal(Å)
34	BA	1842	U	C2-N3	-5.70	1.33	1.37
35	BB	1271	A	C5-C4	-5.70	1.34	1.38
35	BB	1343	C	C2-N3	-5.70	1.31	1.35
35	BB	1346	A	C3'-C2'	-5.70	1.46	1.52
35	BB	1366	C	P-O5'	-5.70	1.54	1.59
59	BZ	60	PHE	CB-CG	-5.70	1.41	1.51
85	AA	442	G	C5-C6	-5.70	1.36	1.42
85	AA	1469	G	C6-N1	5.70	1.43	1.39
85	AA	1814	U	P-O5'	-5.70	1.54	1.59
85	AA	2061	C	O3'-P	-5.70	1.54	1.61
85	AA	2209	U	C2-N3	-5.70	1.33	1.37
85	AA	2228	G	C5-C4	-5.70	1.34	1.38
34	BA	672	G	C2-N2	-5.70	1.28	1.34
35	BB	9	G	O3'-P	-5.70	1.54	1.61
35	BB	619	A	C1'-N9	-5.70	1.38	1.46
35	BB	876	G	O3'-P	-5.70	1.54	1.61
35	BB	878	G	N9-C4	-5.70	1.33	1.38
35	BB	1054	G	C1'-N9	-5.70	1.38	1.46
35	BB	1210	U	O3'-P	-5.70	1.54	1.61
35	BB	1254	G	O3'-P	-5.70	1.54	1.61
36	BC	5	U	N1-C2	-5.70	1.33	1.38
37	BD	1	G	N1-C2	-5.70	1.33	1.37
41	BH	52	G	C4'-C3'	-5.70	1.46	1.52
85	AA	687	G	C2-N2	-5.70	1.28	1.34
85	AA	929	G	C8-N7	-5.70	1.27	1.30
34	BA	1481	U	P-O5'	-5.70	1.54	1.59
34	BA	1699	A	C3'-C2'	-5.70	1.46	1.52
35	BB	713	U	C2'-C1'	-5.70	1.47	1.53
35	BB	1314	G	C2'-C1'	-5.70	1.47	1.53
35	BB	1398	A	C2'-C1'	-5.70	1.47	1.53
38	BE	199	A	N9-C8	-5.70	1.33	1.37
40	BG	51	U	O3'-P	-5.70	1.54	1.61
85	AA	367	A	C8-N7	-5.70	1.27	1.31
85	AA	543	A	C1'-N9	-5.70	1.38	1.46
85	AA	1675	U	C2'-C1'	-5.70	1.47	1.53
85	AA	2187	G	C1'-N9	-5.70	1.38	1.46
34	BA	1302	C	C4-N4	-5.69	1.28	1.33
34	BA	1413	G	C2-N2	-5.69	1.28	1.34
34	BA	1543	A	N3-C4	-5.69	1.31	1.34
35	BB	134	G	C5-C4	-5.69	1.34	1.38
35	BB	663	G	C5-C4	-5.69	1.34	1.38
85	AA	672	U	C3'-C2'	-5.69	1.46	1.52

Continued on next page...

Continued from previous page...

Mol	Chain	Res	Type	Atoms	Z	Observed(Å)	Ideal(Å)
85	AA	993	G	C5-C4	-5.69	1.34	1.38
85	AA	1246	G	C5-C4	-5.69	1.34	1.38
85	AA	1263	G	C8-N7	-5.69	1.27	1.30
85	AA	2006	G	C3'-C2'	-5.69	1.46	1.52
34	BA	941	G	C4'-C3'	-5.69	1.46	1.52
34	BA	1023	G	C8-N7	-5.69	1.27	1.30
34	BA	1039	G	N1-C2	-5.69	1.33	1.37
34	BA	1211	G	C5-C6	-5.69	1.36	1.42
34	BA	1286	C	C4-N4	-5.69	1.28	1.33
35	BB	1341	U	C3'-C2'	-5.69	1.46	1.52
35	BB	1489	A	N7-C5	-5.69	1.35	1.39
36	BC	63	G	C2'-C1'	-5.69	1.47	1.53
38	BE	196	C	C3'-C2'	-5.69	1.46	1.52
40	BG	148	C	C2-N3	-5.69	1.31	1.35
41	BH	57	A	O3'-P	-5.69	1.54	1.61
41	BH	107	A	C6-N1	-5.69	1.31	1.35
85	AA	435	A	N3-C4	-5.69	1.31	1.34
85	AA	2096	G	C1'-N9	-5.69	1.38	1.46
34	BA	519	G	N9-C8	-5.69	1.33	1.37
34	BA	525	A	P-O5'	-5.69	1.54	1.59
34	BA	801	U	N3-C4	-5.69	1.33	1.38
34	BA	1006	G	O4'-C1'	-5.69	1.34	1.41
34	BA	1449	U	N1-C2	-5.69	1.33	1.38
34	BA	1808	A	C5'-C4'	-5.69	1.44	1.51
35	BB	463	C	C2-N3	-5.69	1.31	1.35
35	BB	584	A	C3'-C2'	-5.69	1.46	1.52
35	BB	786	A	N3-C4	-5.69	1.31	1.34
35	BB	855	G	P-O5'	-5.69	1.54	1.59
35	BB	1257	A	N7-C5	-5.69	1.35	1.39
36	BC	26	U	N3-C4	-5.69	1.33	1.38
36	BC	160	C	C1'-N1	-5.69	1.38	1.46
38	BE	147	G	C2'-C1'	-5.69	1.47	1.53
41	BH	40	C	C4-N4	-5.69	1.28	1.33
65	Bf	139	GLY	CA-C	-5.69	1.42	1.51
85	AA	94	C	N1-C6	-5.69	1.33	1.37
85	AA	156	G	O3'-P	-5.69	1.54	1.61
85	AA	1549	G	C2-N2	-5.69	1.28	1.34
85	AA	2238	C	C1'-N1	-5.69	1.38	1.46
34	BA	233	U	C3'-C2'	-5.69	1.46	1.52
34	BA	783	U	C3'-C2'	-5.69	1.46	1.52
34	BA	1643	U	N1-C2	-5.69	1.33	1.38
34	BA	1814	U	C4'-C3'	-5.69	1.46	1.52

Continued on next page...

Continued from previous page...

Mol	Chain	Res	Type	Atoms	Z	Observed(Å)	Ideal(Å)
35	BB	509	A	C2'-C1'	-5.69	1.47	1.53
40	BG	177	U	C1'-N1	-5.69	1.38	1.46
85	AA	130	G	C6-N1	-5.69	1.35	1.39
85	AA	166	C	C3'-C2'	-5.69	1.46	1.52
34	BA	167	U	C3'-C2'	-5.69	1.46	1.52
34	BA	762	A	C5-C4	-5.69	1.34	1.38
34	BA	941	G	N1-C2	-5.69	1.33	1.37
34	BA	1035	A	C2'-C1'	-5.69	1.47	1.53
34	BA	1141	C	C3'-C2'	-5.69	1.46	1.52
34	BA	1313	U	C4'-C3'	-5.69	1.46	1.52
34	BA	1661	U	C2'-C1'	-5.69	1.47	1.53
35	BB	79	U	N3-C4	-5.69	1.33	1.38
35	BB	402	G	C3'-C2'	-5.69	1.46	1.52
35	BB	470	C	P-O5'	-5.69	1.54	1.59
35	BB	1061	G	C2-N2	-5.69	1.28	1.34
36	BC	31	A	N3-C4	-5.69	1.31	1.34
36	BC	103	A	N7-C5	-5.69	1.35	1.39
37	BD	98	G	C2-N2	-5.69	1.28	1.34
40	BG	150	A	C5-C4	-5.69	1.34	1.38
85	AA	252	G	C5-C4	-5.69	1.34	1.38
85	AA	678	A	O3'-P	-5.69	1.54	1.61
85	AA	708	G	N3-C4	-5.69	1.31	1.35
85	AA	984	A	C3'-C2'	-5.69	1.46	1.52
85	AA	1199	C	C3'-C2'	-5.69	1.46	1.52
34	BA	478	G	C5-C4	-5.69	1.34	1.38
34	BA	1116	G	N1-C2	-5.69	1.33	1.37
34	BA	1651	C	C4'-C3'	-5.69	1.46	1.52
35	BB	99	G	O3'-P	-5.69	1.54	1.61
35	BB	671	A	C5'-C4'	5.69	1.58	1.51
36	BC	9	G	N9-C4	-5.69	1.33	1.38
85	AA	625	G	C3'-C2'	-5.69	1.46	1.52
85	AA	1633	A	C1'-N9	-5.69	1.38	1.46
85	AA	2135	A	C1'-N9	-5.69	1.38	1.46
34	BA	228	A	O3'-P	-5.68	1.54	1.61
34	BA	388	A	C6-N1	-5.68	1.31	1.35
34	BA	967	C	C2-N3	-5.68	1.31	1.35
34	BA	1048	C	C3'-C2'	-5.68	1.46	1.52
34	BA	1578	A	O4'-C1'	-5.68	1.34	1.41
34	BA	1692	U	N3-C4	-5.68	1.33	1.38
35	BB	11	A	C5-C4	-5.68	1.34	1.38
35	BB	43	G	C8-N7	-5.68	1.27	1.30
35	BB	421	U	N3-C4	-5.68	1.33	1.38

Continued on next page...

Continued from previous page...

Mol	Chain	Res	Type	Atoms	Z	Observed(Å)	Ideal(Å)
35	BB	459	U	C2-N3	-5.68	1.33	1.37
35	BB	484	G	N1-C2	-5.68	1.33	1.37
35	BB	656	A	O3'-P	-5.68	1.54	1.61
35	BB	699	U	O3'-P	-5.68	1.54	1.61
35	BB	830	G	C6-N1	-5.68	1.35	1.39
35	BB	1068	G	C1'-N9	-5.68	1.38	1.46
37	BD	8	A	C5-C4	-5.68	1.34	1.38
38	BE	140	G	N7-C5	-5.68	1.35	1.39
40	BG	143	C	N1-C6	-5.68	1.33	1.37
85	AA	622	G	P-O5'	-5.68	1.54	1.59
85	AA	976	G	C5-C4	-5.68	1.34	1.38
34	BA	90	G	N9-C4	-5.68	1.33	1.38
34	BA	547	C	C2'-O2'	-5.68	1.34	1.41
34	BA	1547	G	C2-N2	-5.68	1.28	1.34
34	BA	1605	G	O4'-C1'	-5.68	1.34	1.41
35	BB	20	U	C3'-C2'	-5.68	1.46	1.52
35	BB	475	A	O3'-P	-5.68	1.54	1.61
35	BB	658	G	C2-N2	-5.68	1.28	1.34
35	BB	830	G	C4'-C3'	-5.68	1.46	1.52
35	BB	1453	G	N9-C8	-5.68	1.33	1.37
38	BE	43	A	O3'-P	-5.68	1.54	1.61
41	BH	59	G	C2-N2	-5.68	1.28	1.34
85	AA	68	A	C1'-N9	-5.68	1.38	1.46
85	AA	515	C	C4'-O4'	-5.68	1.38	1.45
85	AA	579	U	P-O5'	-5.68	1.54	1.59
85	AA	678	A	N9-C4	-5.68	1.34	1.37
85	AA	932	A	C2'-C1'	-5.68	1.47	1.53
85	AA	1178	A	P-O5'	-5.68	1.54	1.59
85	AA	1621	U	O3'-P	-5.68	1.54	1.61
85	AA	2114	U	C2-N3	-5.68	1.33	1.37
34	BA	925	G	C2'-C1'	-5.68	1.47	1.53
35	BB	67	A	N9-C4	-5.68	1.34	1.37
35	BB	377	A	C5-C4	-5.68	1.34	1.38
36	BC	53	A	C4'-C3'	-5.68	1.46	1.52
40	BG	178	G	C1'-N9	-5.68	1.38	1.46
85	AA	639	C	C4'-O4'	-5.68	1.38	1.45
85	AA	709	A	N9-C8	-5.68	1.33	1.37
85	AA	1062	U	P-O5'	-5.68	1.54	1.59
34	BA	250	G	C5'-C4'	5.68	1.58	1.51
34	BA	414	A	C6-N6	-5.68	1.29	1.33
34	BA	564	C	N1-C6	-5.68	1.33	1.37
34	BA	767	U	N1-C2	-5.68	1.33	1.38

Continued on next page...

Continued from previous page...

Mol	Chain	Res	Type	Atoms	Z	Observed(Å)	Ideal(Å)
34	BA	1072	U	C1'-N1	-5.68	1.38	1.46
34	BA	1301	G	N1-C2	-5.68	1.33	1.37
34	BA	1435	A	O4'-C1'	-5.68	1.34	1.41
35	BB	1053	G	N1-C2	-5.68	1.33	1.37
35	BB	1291	G	C2'-C1'	-5.68	1.47	1.53
36	BC	52	A	C3'-O3'	-5.68	1.34	1.42
36	BC	103	A	P-O5'	-5.68	1.54	1.59
38	BE	161	G	O3'-P	-5.68	1.54	1.61
85	AA	70	U	C1'-N1	-5.68	1.38	1.46
85	AA	1189	A	C5-C4	-5.68	1.34	1.38
85	AA	1458	G	C5-C4	-5.68	1.34	1.38
34	BA	36	A	C5-C4	-5.68	1.34	1.38
35	BB	527	U	C4-C5	-5.68	1.38	1.43
35	BB	1344	U	N3-C4	-5.68	1.33	1.38
85	AA	1111	A	P-O5'	-5.68	1.54	1.59
85	AA	1174	G	C2'-C1'	-5.68	1.47	1.53
34	BA	50	G	O3'-P	-5.68	1.54	1.61
34	BA	245	U	N3-C4	-5.68	1.33	1.38
34	BA	398	G	C1'-N9	-5.68	1.39	1.46
34	BA	1364	G	P-O5'	-5.68	1.54	1.59
34	BA	1425	G	C8-N7	-5.68	1.27	1.30
35	BB	416	U	C2'-C1'	-5.68	1.47	1.53
35	BB	568	A	C1'-N9	-5.68	1.39	1.46
35	BB	1103	A	N9-C4	-5.68	1.34	1.37
35	BB	1119	G	C4'-C3'	-5.68	1.46	1.52
38	BE	96	G	N9-C8	-5.68	1.33	1.37
38	BE	138	U	C2'-C1'	-5.68	1.47	1.53
40	BG	111	C	C2-N3	-5.68	1.31	1.35
85	AA	910	G	N1-C2	-5.68	1.33	1.37
85	AA	1532	G	C2'-C1'	-5.68	1.47	1.53
85	AA	1652	A	P-O5'	-5.68	1.54	1.59
34	BA	471	U	C5'-C4'	-5.67	1.44	1.51
34	BA	734	G	C1'-N9	-5.67	1.39	1.46
34	BA	820	C	C1'-N1	-5.67	1.39	1.46
34	BA	1556	A	N7-C5	-5.67	1.35	1.39
34	BA	1847	G	N7-C5	-5.67	1.35	1.39
35	BB	620	G	C2-N2	-5.67	1.28	1.34
35	BB	1247	C	O3'-P	-5.67	1.54	1.61
35	BB	1409	G	C1'-N9	-5.67	1.39	1.46
36	BC	67	U	N3-C4	-5.67	1.33	1.38
37	BD	57	C	C3'-C2'	-5.67	1.46	1.52
38	BE	7	U	N1-C6	-5.67	1.32	1.38

Continued on next page...

Continued from previous page...

Mol	Chain	Res	Type	Atoms	Z	Observed(Å)	Ideal(Å)
41	BH	25	A	N7-C5	-5.67	1.35	1.39
85	AA	637	U	N1-C2	-5.67	1.33	1.38
85	AA	993	G	P-O5'	-5.67	1.54	1.59
85	AA	1496	U	C2'-C1'	-5.67	1.47	1.53
85	AA	1586	C	O3'-P	-5.67	1.54	1.61
85	AA	1995	U	O3'-P	-5.67	1.54	1.61
85	AA	2163	G	C2'-C1'	-5.67	1.47	1.53
34	BA	1290	A	O3'-P	-5.67	1.54	1.61
34	BA	320	G	C1'-N9	-5.67	1.39	1.46
34	BA	457	A	N7-C5	-5.67	1.35	1.39
34	BA	1013	A	P-O5'	-5.67	1.54	1.59
34	BA	1229	G	N3-C4	-5.67	1.31	1.35
34	BA	1323	G	N9-C8	-5.67	1.33	1.37
34	BA	1581	G	C3'-C2'	5.67	1.59	1.52
34	BA	1653	G	C6-N1	-5.67	1.35	1.39
35	BB	1251	G	C3'-C2'	-5.67	1.46	1.52
38	BE	90	G	C2-N2	-5.67	1.28	1.34
40	BG	137	G	C2-N2	-5.67	1.28	1.34
40	BG	173	C	C3'-C2'	-5.67	1.46	1.52
85	AA	82	A	C3'-C2'	-5.67	1.46	1.52
85	AA	418	G	N9-C4	-5.67	1.33	1.38
85	AA	565	G	O3'-P	-5.67	1.54	1.61
85	AA	926	C	C2-N3	-5.67	1.31	1.35
85	AA	1719	C	C4-N4	-5.67	1.28	1.33
85	AA	1911	A	N9-C4	-5.67	1.34	1.37
34	BA	8	G	C6-N1	-5.67	1.35	1.39
34	BA	1475	G	N9-C8	-5.67	1.33	1.37
34	BA	1658	G	C1'-N9	-5.67	1.39	1.46
35	BB	562	A	C4'-O4'	-5.67	1.38	1.45
35	BB	1136	G	O4'-C1'	-5.67	1.34	1.41
40	BG	40	G	C5-C4	-5.67	1.34	1.38
85	AA	642	G	C2'-C1'	-5.67	1.47	1.53
85	AA	1897	A	N9-C4	5.67	1.41	1.37
34	BA	293	A	N3-C4	-5.67	1.31	1.34
34	BA	375	C	C2-N3	-5.67	1.31	1.35
34	BA	1323	G	N3-C4	-5.67	1.31	1.35
34	BA	1817	G	C2-N2	-5.67	1.28	1.34
35	BB	473	U	P-O5'	-5.67	1.54	1.59
35	BB	707	G	C6-N1	-5.67	1.35	1.39
35	BB	842	G	C6-N1	-5.67	1.35	1.39
35	BB	1116	U	O3'-P	-5.67	1.54	1.61
35	BB	1364	C	C1'-N1	-5.67	1.39	1.46

Continued on next page...

Continued from previous page...

Mol	Chain	Res	Type	Atoms	Z	Observed(Å)	Ideal(Å)
35	BB	1500	U	C2-N3	-5.67	1.33	1.37
35	BB	1509	G	C4'-C3'	-5.67	1.46	1.52
38	BE	192	A	N3-C4	-5.67	1.31	1.34
85	AA	195	C	C2'-C1'	-5.67	1.47	1.53
85	AA	1435	C	C4-N4	-5.67	1.28	1.33
85	AA	2040	A	N9-C4	-5.67	1.34	1.37
85	AA	2083	G	C4'-O4'	-5.67	1.38	1.45
85	AA	2113	U	O3'-P	-5.67	1.54	1.61
34	BA	144	C	N1-C6	-5.67	1.33	1.37
34	BA	673	U	C4'-C3'	5.67	1.59	1.53
34	BA	702	G	C1'-N9	-5.67	1.39	1.46
34	BA	928	C	O3'-P	-5.67	1.54	1.61
34	BA	983	A	C5-C4	-5.67	1.34	1.38
34	BA	1604	A	C5-C4	-5.67	1.34	1.38
34	BA	1691	G	C2'-C1'	-5.67	1.47	1.53
34	BA	1847	G	N9-C4	-5.67	1.33	1.38
35	BB	562	A	C1'-N9	-5.67	1.39	1.46
35	BB	751	A	P-O5'	-5.67	1.54	1.59
35	BB	765	G	C2'-C1'	-5.67	1.47	1.53
35	BB	1061	G	N1-C2	-5.67	1.33	1.37
35	BB	1154	C	C2'-C1'	-5.67	1.47	1.53
35	BB	1179	C	C2'-C1'	-5.67	1.47	1.53
35	BB	1388	A	C5'-C4'	-5.67	1.44	1.51
40	BG	66	C	C4'-O4'	-5.67	1.38	1.45
42	BI	49	HIS	CB-CG	-5.67	1.39	1.50
85	AA	487	G	C2-N2	-5.67	1.28	1.34
85	AA	625	G	O3'-P	-5.67	1.54	1.61
85	AA	1298	G	C2'-C1'	-5.67	1.47	1.53
85	AA	2051	G	O3'-P	-5.67	1.54	1.61
85	AA	2196	G	C2-N2	-5.67	1.28	1.34
34	BA	810	A	C5-C4	-5.67	1.34	1.38
34	BA	1260	G	C5'-C4'	-5.67	1.44	1.51
40	BG	115	C	C2'-C1'	-5.67	1.47	1.53
85	AA	257	U	C2'-C1'	-5.67	1.47	1.53
85	AA	1848	G	C2-N2	-5.67	1.28	1.34
7	A6	18	PHE	CB-CG	-5.66	1.41	1.51
34	BA	278	U	C3'-C2'	-5.66	1.46	1.52
34	BA	649	A	N9-C4	-5.66	1.34	1.37
34	BA	1097	G	N9-C8	-5.66	1.33	1.37
34	BA	1103	G	N9-C8	-5.66	1.33	1.37
34	BA	1643	U	C3'-C2'	-5.66	1.46	1.52
34	BA	1706	A	C4'-C3'	5.66	1.59	1.53

Continued on next page...

Continued from previous page...

Mol	Chain	Res	Type	Atoms	Z	Observed(Å)	Ideal(Å)
34	BA	1739	G	P-O5'	-5.66	1.54	1.59
35	BB	649	A	C3'-C2'	-5.66	1.46	1.52
35	BB	1095	G	N1-C2	-5.66	1.33	1.37
35	BB	1361	A	O3'-P	-5.66	1.54	1.61
35	BB	1408	G	N3-C4	-5.66	1.31	1.35
36	BC	109	A	C2'-C1'	-5.66	1.47	1.53
36	BC	115	G	N1-C2	-5.66	1.33	1.37
37	BD	119	U	P-O5'	-5.66	1.54	1.59
41	BH	48	G	C6-N1	-5.66	1.35	1.39
41	BH	75	G	N3-C4	-5.66	1.31	1.35
85	AA	16	G	N9-C4	-5.66	1.33	1.38
85	AA	76	G	N9-C4	-5.66	1.33	1.38
85	AA	247	G	N7-C5	-5.66	1.35	1.39
85	AA	267	U	C5'-C4'	5.66	1.58	1.51
85	AA	299	A	C5-C4	-5.66	1.34	1.38
85	AA	646	C	C2-N3	-5.66	1.31	1.35
85	AA	808	A	N7-C5	-5.66	1.35	1.39
34	BA	3	G	C2-N2	-5.66	1.28	1.34
34	BA	32	A	C1'-N9	-5.66	1.39	1.46
34	BA	108	A	C5-C4	-5.66	1.34	1.38
34	BA	183	G	C5-C4	-5.66	1.34	1.38
34	BA	381	A	C2'-C1'	-5.66	1.47	1.53
34	BA	1056	C	C2'-C1'	-5.66	1.47	1.53
34	BA	1138	C	C3'-C2'	-5.66	1.46	1.52
34	BA	1274	A	C5-C6	-5.66	1.35	1.41
34	BA	1365	U	O3'-P	-5.66	1.54	1.61
35	BB	425	G	P-O5'	-5.66	1.54	1.59
35	BB	716	G	N9-C4	5.66	1.42	1.38
37	BD	32	A	C2'-C1'	-5.66	1.47	1.53
85	AA	1102	C	C2'-C1'	-5.66	1.47	1.53
85	AA	1467	U	N1-C2	-5.66	1.33	1.38
85	AA	1505	G	O3'-P	-5.66	1.54	1.61
34	BA	255	G	C6-N1	-5.66	1.35	1.39
34	BA	366	G	C2-N2	-5.66	1.28	1.34
34	BA	803	U	N3-C4	-5.66	1.33	1.38
34	BA	1001	G	C3'-C2'	-5.66	1.46	1.52
35	BB	130	G	C2-N2	-5.66	1.28	1.34
35	BB	585	U	C3'-C2'	-5.66	1.46	1.52
35	BB	1286	G	N3-C4	-5.66	1.31	1.35
85	AA	229	U	C2-N3	-5.66	1.33	1.37
85	AA	691	U	C3'-C2'	-5.66	1.46	1.52
85	AA	986	U	C3'-C2'	-5.66	1.46	1.52

Continued on next page...

Continued from previous page...

Mol	Chain	Res	Type	Atoms	Z	Observed(Å)	Ideal(Å)
85	AA	1925	A	N3-C4	-5.66	1.31	1.34
34	BA	146	G	N9-C8	-5.66	1.33	1.37
34	BA	213	A	C5-C4	-5.66	1.34	1.38
34	BA	339	G	N9-C8	-5.66	1.33	1.37
34	BA	409	A	C1'-N9	-5.66	1.39	1.46
34	BA	571	G	N9-C8	5.66	1.41	1.37
34	BA	682	A	C2'-C1'	-5.66	1.47	1.53
34	BA	850	C	C4-N4	-5.66	1.28	1.33
34	BA	953	G	O4'-C1'	-5.66	1.34	1.41
34	BA	996	U	P-O5'	-5.66	1.54	1.59
34	BA	1589	U	C2'-C1'	-5.66	1.47	1.53
34	BA	1646	U	C4'-O4'	-5.66	1.38	1.45
35	BB	402	G	N1-C2	-5.66	1.33	1.37
35	BB	1021	C	C2-N3	-5.66	1.31	1.35
35	BB	1287	U	O3'-P	-5.66	1.54	1.61
35	BB	1450	G	C1'-N9	-5.66	1.39	1.46
36	BC	64	U	C3'-C2'	-5.66	1.46	1.52
39	BF	45	G	N1-C2	-5.66	1.33	1.37
40	BG	142	A	N9-C8	-5.66	1.33	1.37
41	BH	70	U	C2'-C1'	-5.66	1.47	1.53
85	AA	348	G	P-O5'	-5.66	1.54	1.59
85	AA	532	G	C2-N3	-5.66	1.28	1.32
85	AA	1809	G	C2-N2	-5.66	1.28	1.34
34	BA	1044	A	C5-C4	-5.66	1.34	1.38
34	BA	1172	C	C1'-N1	-5.66	1.39	1.46
34	BA	1302	C	C2-N3	-5.66	1.31	1.35
35	BB	58	G	N7-C5	-5.66	1.35	1.39
35	BB	584	A	N3-C4	-5.66	1.31	1.34
36	BC	160	C	C4'-O4'	-5.66	1.38	1.45
85	AA	1490	A	C4'-O4'	-5.66	1.38	1.45
85	AA	2175	U	C4'-C3'	-5.66	1.46	1.52
34	BA	197	A	N7-C5	-5.66	1.35	1.39
34	BA	1704	G	C2-N2	-5.66	1.28	1.34
34	BA	1841	A	C5-C4	-5.66	1.34	1.38
35	BB	255	A	C5'-C4'	5.66	1.58	1.51
35	BB	646	U	C2-N3	-5.66	1.33	1.37
35	BB	828	G	C5-C4	-5.66	1.34	1.38
35	BB	1155	U	C1'-N1	-5.66	1.39	1.46
35	BB	1189	C	N1-C6	-5.66	1.33	1.37
36	BC	67	U	C2'-C1'	-5.66	1.47	1.53
38	BE	88	G	C1'-N9	-5.66	1.39	1.46
38	BE	129	G	N9-C8	-5.66	1.33	1.37

Continued on next page...

Continued from previous page...

Mol	Chain	Res	Type	Atoms	Z	Observed(Å)	Ideal(Å)
40	BG	59	G	C8-N7	-5.66	1.27	1.30
64	Be	113	VAL	CA-C	-5.66	1.38	1.52
85	AA	749	C	C2'-C1'	-5.66	1.47	1.53
85	AA	773	G	N9-C8	-5.66	1.33	1.37
85	AA	1596	A	O3'-P	-5.66	1.54	1.61
85	AA	1999	C	O3'-P	-5.66	1.54	1.61
85	AA	2235	C	C3'-C2'	-5.66	1.46	1.52
34	BA	268	U	C2-N3	-5.65	1.33	1.37
34	BA	454	G	N3-C4	-5.65	1.31	1.35
34	BA	868	C	C4'-O4'	5.65	1.52	1.45
35	BB	1336	G	O3'-P	-5.65	1.54	1.61
36	BC	118	U	C2'-C1'	-5.65	1.47	1.53
40	BG	164	U	C4'-C3'	-5.65	1.46	1.52
85	AA	21	U	C3'-C2'	-5.65	1.46	1.52
85	AA	1185	G	C2-N2	-5.65	1.28	1.34
34	BA	15	G	C2'-C1'	-5.65	1.47	1.53
34	BA	63	A	P-O5'	-5.65	1.54	1.59
34	BA	155	U	N3-C4	-5.65	1.33	1.38
34	BA	273	G	C6-N1	-5.65	1.35	1.39
34	BA	986	G	C2-N2	-5.65	1.28	1.34
34	BA	1723	U	N3-C4	-5.65	1.33	1.38
35	BB	1108	G	C2-N2	-5.65	1.28	1.34
37	BD	99	G	P-O5'	-5.65	1.54	1.59
38	BE	85	G	C2'-C1'	-5.65	1.47	1.53
39	BF	32	G	N9-C8	-5.65	1.33	1.37
41	BH	118	U	C4'-O4'	-5.65	1.38	1.45
85	AA	20	G	C5'-C4'	-5.65	1.44	1.51
85	AA	316	C	C2'-C1'	-5.65	1.47	1.53
85	AA	442	G	P-O5'	-5.65	1.54	1.59
85	AA	1241	A	N3-C4	-5.65	1.31	1.34
85	AA	1357	U	C2'-C1'	-5.65	1.47	1.53
85	AA	1795	C	P-O5'	-5.65	1.54	1.59
85	AA	2062	U	C4'-O4'	-5.65	1.38	1.45
34	BA	314	A	C2'-C1'	5.65	1.59	1.53
34	BA	542	A	C4'-C3'	-5.65	1.46	1.52
34	BA	979	G	C5-C4	-5.65	1.34	1.38
34	BA	1011	G	C3'-C2'	-5.65	1.46	1.52
34	BA	1145	U	C3'-C2'	-5.65	1.46	1.52
34	BA	1261	G	O3'-P	-5.65	1.54	1.61
36	BC	7	U	O3'-P	-5.65	1.54	1.61
37	BD	95	G	N9-C8	-5.65	1.33	1.37
38	BE	60	C	C4'-C3'	-5.65	1.46	1.52

Continued on next page...

Continued from previous page...

Mol	Chain	Res	Type	Atoms	Z	Observed(Å)	Ideal(Å)
38	BE	109	C	C5'-C4'	5.65	1.58	1.51
38	BE	149	A	C2'-C1'	-5.65	1.47	1.53
38	BE	154	A	C2'-C1'	-5.65	1.47	1.53
38	BE	208	G	C5'-C4'	5.65	1.58	1.51
39	BF	48	G	C3'-C2'	-5.65	1.46	1.52
41	BH	2	U	C2-N3	-5.65	1.33	1.37
63	Bd	17	HIS	CB-CG	-5.65	1.39	1.50
85	AA	181	A	C8-N7	-5.65	1.27	1.31
85	AA	456	A	C4'-O4'	-5.65	1.38	1.45
85	AA	493	A	O4'-C1'	-5.65	1.34	1.41
85	AA	1192	C	O3'-P	-5.65	1.54	1.61
85	AA	1199	C	C1'-N1	-5.65	1.39	1.46
85	AA	1504	A	N3-C4	-5.65	1.31	1.34
85	AA	1520	A	C8-N7	-5.65	1.27	1.31
85	AA	2086	C	C4-C5	-5.65	1.38	1.43
85	AA	2138	G	C3'-C2'	-5.65	1.46	1.52
34	BA	234	A	C5-C4	-5.65	1.34	1.38
34	BA	1239	G	N7-C5	-5.65	1.35	1.39
34	BA	1286	C	N3-C4	-5.65	1.29	1.33
35	BB	373	C	N3-C4	-5.65	1.29	1.33
40	BG	1	G	C5-C4	-5.65	1.34	1.38
41	BH	74	G	N7-C5	5.65	1.42	1.39
85	AA	1557	U	O4'-C1'	-5.65	1.34	1.41
85	AA	1846	G	O3'-P	-5.65	1.54	1.61
34	BA	1050	A	N3-C4	-5.65	1.31	1.34
34	BA	1560	U	C4'-C3'	-5.65	1.47	1.52
34	BA	1640	G	N7-C5	-5.65	1.35	1.39
35	BB	58	G	C2-N2	-5.65	1.28	1.34
35	BB	1108	G	P-O5'	-5.65	1.54	1.59
36	BC	94	C	C2'-C1'	-5.65	1.47	1.53
36	BC	149	A	C2'-C1'	-5.65	1.47	1.53
38	BE	203	C	C2-N3	-5.65	1.31	1.35
39	BF	23	G	C6-N1	-5.65	1.35	1.39
40	BG	46	G	C5-C4	-5.65	1.34	1.38
47	BN	113	GLY	CA-C	-5.65	1.42	1.51
85	AA	278	C	O3'-P	-5.65	1.54	1.61
85	AA	1092	G	P-O5'	-5.65	1.54	1.59
85	AA	1134	G	C2-N2	-5.65	1.28	1.34
85	AA	1672	G	C3'-C2'	-5.65	1.46	1.52
34	BA	91	C	C1'-N1	-5.65	1.39	1.46
34	BA	387	A	C6-N1	-5.65	1.31	1.35
34	BA	1123	G	C6-N1	-5.65	1.35	1.39

Continued on next page...

Continued from previous page...

Mol	Chain	Res	Type	Atoms	Z	Observed(Å)	Ideal(Å)
34	BA	1562	G	C2-N2	-5.65	1.28	1.34
34	BA	1639	U	O4'-C1'	-5.65	1.34	1.41
40	BG	132	U	N1-C2	-5.65	1.33	1.38
85	AA	1517	G	N7-C5	-5.65	1.35	1.39
34	BA	88	C	N3-C4	-5.64	1.29	1.33
34	BA	957	A	C3'-C2'	-5.64	1.46	1.52
34	BA	1378	A	N9-C4	-5.64	1.34	1.37
34	BA	1784	G	C2'-C1'	-5.64	1.47	1.53
35	BB	449	C	O3'-P	-5.64	1.54	1.61
35	BB	487	A	O4'-C1'	-5.64	1.34	1.41
35	BB	548	A	N3-C4	-5.64	1.31	1.34
35	BB	826	G	C3'-C2'	-5.64	1.46	1.52
35	BB	997	G	C2'-C1'	-5.64	1.47	1.53
35	BB	1095	G	O3'-P	-5.64	1.54	1.61
35	BB	1221	G	N3-C4	-5.64	1.31	1.35
35	BB	1313	C	N1-C6	-5.64	1.33	1.37
36	BC	18	G	C1'-N9	-5.64	1.39	1.46
36	BC	19	A	C8-N7	-5.64	1.27	1.31
38	BE	202	C	C2-N3	-5.64	1.31	1.35
39	BF	56	C	C5'-C4'	-5.64	1.44	1.51
40	BG	14	G	O4'-C1'	-5.64	1.34	1.41
85	AA	93	G	C2'-C1'	-5.64	1.47	1.53
85	AA	887	A	O3'-P	-5.64	1.54	1.61
85	AA	1683	U	O3'-P	-5.64	1.54	1.61
85	AA	1879	U	C2-N3	-5.64	1.33	1.37
85	AA	1913	G	N7-C5	-5.64	1.35	1.39
34	BA	805	A	N9-C8	-5.64	1.33	1.37
34	BA	970	U	C3'-C2'	-5.64	1.46	1.52
34	BA	1182	U	P-O5'	-5.64	1.54	1.59
34	BA	1806	A	N7-C5	-5.64	1.35	1.39
35	BB	565	U	C2-N3	-5.64	1.33	1.37
35	BB	1161	G	C3'-C2'	-5.64	1.46	1.52
35	BB	1423	U	N3-C4	-5.64	1.33	1.38
35	BB	1514	G	C3'-C2'	-5.64	1.46	1.52
35	BB	1518	U	C2'-C1'	-5.64	1.47	1.53
36	BC	148	C	C2'-C1'	-5.64	1.47	1.53
37	BD	93	G	N9-C8	-5.64	1.33	1.37
40	BG	56	G	N7-C5	-5.64	1.35	1.39
41	BH	15	A	C1'-N9	-5.64	1.39	1.46
85	AA	440	U	C1'-N1	-5.64	1.39	1.46
85	AA	465	A	O3'-P	-5.64	1.54	1.61
85	AA	649	C	C3'-C2'	-5.64	1.46	1.52

Continued on next page...

Continued from previous page...

Mol	Chain	Res	Type	Atoms	Z	Observed(Å)	Ideal(Å)
85	AA	865	G	C1'-N9	-5.64	1.39	1.46
85	AA	1529	A	P-O5'	-5.64	1.54	1.59
85	AA	2053	A	N3-C4	-5.64	1.31	1.34
85	AA	2193	A	C5-C4	-5.64	1.34	1.38
34	BA	622	G	O3'-P	-5.64	1.54	1.61
34	BA	930	A	C5-C4	-5.64	1.34	1.38
34	BA	1607	U	C5'-C4'	-5.64	1.44	1.51
34	BA	1616	A	C6-N1	5.64	1.39	1.35
35	BB	61	A	C4'-C3'	-5.64	1.47	1.52
35	BB	1157	G	C2'-C1'	-5.64	1.47	1.53
41	BH	59	G	N7-C5	-5.64	1.35	1.39
85	AA	452	A	O4'-C1'	-5.64	1.34	1.41
85	AA	958	C	O3'-P	-5.64	1.54	1.61
85	AA	1148	G	O3'-P	-5.64	1.54	1.61
85	AA	2125	A	N3-C4	-5.64	1.31	1.34
34	BA	37	A	N7-C5	-5.64	1.35	1.39
34	BA	437	G	C4'-C3'	-5.64	1.47	1.52
34	BA	1193	A	C5-C4	-5.64	1.34	1.38
34	BA	1239	G	C2-N2	-5.64	1.28	1.34
34	BA	1413	G	P-O5'	-5.64	1.54	1.59
34	BA	1601	C	C1'-N1	-5.64	1.39	1.46
35	BB	610	U	O4'-C1'	-5.64	1.34	1.41
36	BC	109	A	C5-C4	-5.64	1.34	1.38
38	BE	12	A	P-O5'	-5.64	1.54	1.59
40	BG	72	G	C2-N2	-5.64	1.28	1.34
40	BG	87	G	N9-C8	-5.64	1.33	1.37
40	BG	110	U	C5'-C4'	5.64	1.58	1.51
85	AA	13	U	O3'-P	-5.64	1.54	1.61
85	AA	418	G	C2-N2	-5.64	1.28	1.34
85	AA	442	G	O4'-C1'	-5.64	1.34	1.41
85	AA	631	G	O4'-C1'	-5.64	1.34	1.41
85	AA	1096	G	O3'-P	-5.64	1.54	1.61
85	AA	1187	G	C3'-C2'	-5.64	1.46	1.52
85	AA	1570	A	C2'-C1'	-5.64	1.47	1.53
35	BB	1033	U	N3-C4	-5.64	1.33	1.38
40	BG	24	A	C5'-C4'	-5.64	1.44	1.51
85	AA	382	G	C6-N1	-5.64	1.35	1.39
85	AA	819	G	N9-C4	5.64	1.42	1.38
34	BA	1804	A	C5-C6	-5.64	1.35	1.41
35	BB	1119	G	C2-N2	-5.64	1.28	1.34
35	BB	1379	U	C2-N3	-5.64	1.33	1.37
39	BF	31	U	C3'-C2'	-5.64	1.46	1.52

Continued on next page...

Continued from previous page...

Mol	Chain	Res	Type	Atoms	Z	Observed(Å)	Ideal(Å)
40	BG	157	A	C6-N6	-5.64	1.29	1.33
41	BH	43	G	C6-N1	-5.64	1.35	1.39
85	AA	149	A	C5-C4	-5.64	1.34	1.38
85	AA	421	G	C1'-N9	-5.64	1.39	1.46
85	AA	506	G	N7-C5	-5.64	1.35	1.39
85	AA	1107	A	C3'-C2'	-5.64	1.46	1.52
85	AA	1109	G	C2-N2	-5.64	1.28	1.34
85	AA	1879	U	C3'-C2'	-5.64	1.46	1.52
34	BA	189	G	O3'-P	-5.63	1.54	1.61
34	BA	363	G	C6-N1	-5.63	1.35	1.39
34	BA	768	G	O3'-P	-5.63	1.54	1.61
34	BA	801	U	C3'-C2'	-5.63	1.46	1.52
34	BA	925	G	C3'-C2'	-5.63	1.46	1.52
34	BA	1490	U	C2-N3	-5.63	1.33	1.37
34	BA	1674	G	C6-N1	-5.63	1.35	1.39
35	BB	487	A	N9-C8	-5.63	1.33	1.37
35	BB	493	U	O3'-P	-5.63	1.54	1.61
35	BB	550	G	N7-C5	-5.63	1.35	1.39
35	BB	614	U	C4'-O4'	-5.63	1.38	1.45
35	BB	1109	A	C3'-C2'	-5.63	1.46	1.52
35	BB	1194	A	N3-C4	-5.63	1.31	1.34
36	BC	136	G	C5-C4	-5.63	1.34	1.38
38	BE	12	A	N9-C8	-5.63	1.33	1.37
39	BF	31	U	C4'-C3'	-5.63	1.47	1.52
40	BG	158	A	N7-C5	-5.63	1.35	1.39
41	BH	123	G	C5-C4	-5.63	1.34	1.38
85	AA	1363	U	P-O5'	-5.63	1.54	1.59
85	AA	2056	C	C2-N3	-5.63	1.31	1.35
85	AA	2150	G	N3-C4	-5.63	1.31	1.35
34	BA	89	G	C1'-N9	-5.63	1.39	1.46
34	BA	896	U	C1'-N1	5.63	1.57	1.48
34	BA	1439	C	C2-N3	-5.63	1.31	1.35
34	BA	1502	G	C8-N7	-5.63	1.27	1.30
34	BA	1602	A	C1'-N9	-5.63	1.39	1.46
35	BB	506	G	N1-C2	-5.63	1.33	1.37
35	BB	797	C	C4'-C3'	5.63	1.59	1.53
35	BB	1000	U	P-O5'	-5.63	1.54	1.59
35	BB	1021	C	C3'-C2'	-5.63	1.46	1.52
35	BB	1180	G	C6-N1	-5.63	1.35	1.39
36	BC	38	U	C2-N3	-5.63	1.33	1.37
39	BF	14	C	C4'-O4'	-5.63	1.38	1.45
85	AA	1230	U	C1'-N1	-5.63	1.39	1.46

Continued on next page...

Continued from previous page...

Mol	Chain	Res	Type	Atoms	Z	Observed(Å)	Ideal(Å)
34	BA	568	G	C6-N1	-5.63	1.35	1.39
34	BA	773	A	N3-C4	-5.63	1.31	1.34
34	BA	773	A	N7-C5	-5.63	1.35	1.39
35	BB	463	C	C3'-C2'	-5.63	1.46	1.52
35	BB	1254	G	C5-C4	-5.63	1.34	1.38
35	BB	1374	U	C2-N3	-5.63	1.33	1.37
36	BC	19	A	C4'-C3'	-5.63	1.47	1.52
36	BC	118	U	P-O5'	-5.63	1.54	1.59
38	BE	129	G	C2'-C1'	-5.63	1.47	1.53
40	BG	25	G	C2-N2	-5.63	1.28	1.34
40	BG	152	G	C1'-N9	-5.63	1.39	1.46
41	BH	114	G	C5-C4	-5.63	1.34	1.38
85	AA	257	U	O3'-P	-5.63	1.54	1.61
85	AA	371	C	C2-N3	-5.63	1.31	1.35
85	AA	544	A	N9-C4	-5.63	1.34	1.37
85	AA	1040	U	O3'-P	-5.63	1.54	1.61
85	AA	1849	A	P-O5'	-5.63	1.54	1.59
34	BA	681	G	C3'-C2'	5.63	1.59	1.52
35	BB	1216	G	P-O5'	-5.63	1.54	1.59
35	BB	1494	G	N7-C5	-5.63	1.35	1.39
56	BW	73	ARG	CD-NE	5.63	1.56	1.46
85	AA	2042	G	C3'-C2'	-5.63	1.46	1.52
85	AA	2130	G	C4'-C3'	-5.63	1.47	1.52
34	BA	291	C	N1-C6	-5.63	1.33	1.37
34	BA	592	G	C5'-C4'	5.63	1.58	1.51
34	BA	707	C	N1-C6	-5.63	1.33	1.37
34	BA	1215	U	C4'-O4'	-5.63	1.38	1.45
34	BA	1512	C	C4'-O4'	-5.63	1.38	1.45
34	BA	1585	A	N7-C5	-5.63	1.35	1.39
35	BB	69	A	N7-C5	-5.63	1.35	1.39
35	BB	549	U	C4'-C3'	-5.63	1.47	1.52
35	BB	1487	G	O3'-P	-5.63	1.54	1.61
37	BD	58	G	C3'-C2'	-5.63	1.46	1.52
38	BE	43	A	C1'-N9	-5.63	1.39	1.46
85	AA	602	U	N1-C2	-5.63	1.33	1.38
85	AA	683	U	N1-C2	-5.63	1.33	1.38
85	AA	1273	C	C1'-N1	5.63	1.57	1.48
34	BA	184	C	C2-N3	-5.63	1.31	1.35
34	BA	1205	A	C4'-O4'	-5.63	1.38	1.45
34	BA	1382	G	P-O5'	-5.63	1.54	1.59
34	BA	1679	C	C4-N4	-5.63	1.28	1.33
35	BB	87	G	C4'-C3'	-5.63	1.47	1.52

Continued on next page...

Continued from previous page...

Mol	Chain	Res	Type	Atoms	Z	Observed(Å)	Ideal(Å)
35	BB	369	A	C2'-C1'	-5.63	1.47	1.53
35	BB	370	A	C2'-C1'	-5.63	1.47	1.53
35	BB	659	C	N1-C6	-5.63	1.33	1.37
35	BB	662	G	C2-N2	-5.63	1.28	1.34
35	BB	1523	U	N3-C4	-5.63	1.33	1.38
85	AA	1112	G	N3-C4	-5.63	1.31	1.35
85	AA	1435	C	P-O5'	-5.63	1.54	1.59
85	AA	1734	A	C5'-C4'	5.63	1.58	1.51
85	AA	2049	U	O3'-P	-5.63	1.54	1.61
85	AA	2200	A	C5-C4	-5.63	1.34	1.38
34	BA	369	A	C4'-O4'	-5.62	1.38	1.45
35	BB	385	C	C2'-C1'	-5.62	1.47	1.53
35	BB	1348	C	C2'-C1'	-5.62	1.47	1.53
85	AA	34	G	C1'-N9	-5.62	1.39	1.46
85	AA	227	A	O3'-P	-5.62	1.54	1.61
34	BA	19	G	O3'-P	-5.62	1.54	1.61
34	BA	57	A	N9-C8	-5.62	1.33	1.37
34	BA	218	G	N9-C4	-5.62	1.33	1.38
34	BA	355	U	N3-C4	-5.62	1.33	1.38
34	BA	714	G	N7-C5	-5.62	1.35	1.39
34	BA	983	A	P-O5'	-5.62	1.54	1.59
34	BA	1194	G	N9-C8	-5.62	1.33	1.37
35	BB	32	C	C4'-O4'	-5.62	1.38	1.45
35	BB	33	A	C8-N7	-5.62	1.27	1.31
35	BB	94	A	C6-N1	-5.62	1.31	1.35
35	BB	102	G	P-O5'	-5.62	1.54	1.59
35	BB	112	G	C2-N2	-5.62	1.28	1.34
35	BB	553	U	C2'-C1'	-5.62	1.47	1.53
35	BB	574	G	N1-C2	-5.62	1.33	1.37
36	BC	98	C	C2'-C1'	-5.62	1.47	1.53
40	BG	30	C	C5'-C4'	-5.62	1.44	1.51
40	BG	162	A	C5-C6	-5.62	1.35	1.41
85	AA	428	G	C8-N7	-5.62	1.27	1.30
85	AA	513	G	C1'-N9	-5.62	1.39	1.46
85	AA	790	A	C1'-N9	-5.62	1.39	1.46
85	AA	1512	U	C2-N3	-5.62	1.33	1.37
85	AA	1542	A	C5-C4	-5.62	1.34	1.38
85	AA	1604	A	P-O5'	-5.62	1.54	1.59
85	AA	2081	A	N9-C8	-5.62	1.33	1.37
34	BA	378	C	C2'-C1'	-5.62	1.47	1.53
34	BA	386	A	C8-N7	-5.62	1.27	1.31
34	BA	482	C	C4'-C3'	-5.62	1.47	1.52

Continued on next page...

Continued from previous page...

Mol	Chain	Res	Type	Atoms	Z	Observed(Å)	Ideal(Å)
34	BA	567	U	C3'-C2'	-5.62	1.46	1.52
34	BA	816	G	N7-C5	-5.62	1.35	1.39
34	BA	817	U	C1'-N1	-5.62	1.39	1.46
35	BB	1283	C	C2'-C1'	-5.62	1.47	1.53
37	BD	75	G	C6-N1	-5.62	1.35	1.39
38	BE	64	A	C1'-N9	-5.62	1.39	1.46
85	AA	187	C	N3-C4	5.62	1.37	1.33
85	AA	579	U	C3'-C2'	-5.62	1.46	1.52
85	AA	965	G	O3'-P	-5.62	1.54	1.61
85	AA	977	U	C2-N3	-5.62	1.33	1.37
85	AA	1194	U	N1-C2	-5.62	1.33	1.38
85	AA	1551	G	N9-C4	-5.62	1.33	1.38
85	AA	2108	C	C3'-C2'	-5.62	1.46	1.52
34	BA	284	U	C5'-C4'	5.62	1.58	1.51
34	BA	501	U	C3'-O3'	5.62	1.50	1.42
34	BA	1131	G	O3'-P	-5.62	1.54	1.61
35	BB	423	G	C5-C4	-5.62	1.34	1.38
35	BB	566	A	C6-N1	-5.62	1.31	1.35
35	BB	638	G	C4'-O4'	-5.62	1.38	1.45
35	BB	1050	A	C2'-C1'	-5.62	1.47	1.53
35	BB	1157	G	C5-C4	-5.62	1.34	1.38
35	BB	1464	G	C3'-O3'	5.62	1.50	1.42
85	AA	665	A	C2'-C1'	-5.62	1.47	1.53
85	AA	1121	U	N3-C4	-5.62	1.33	1.38
34	BA	38	G	N1-C2	-5.62	1.33	1.37
34	BA	354	G	C2-N2	-5.62	1.28	1.34
34	BA	480	G	C2-N2	-5.62	1.28	1.34
34	BA	664	C	N1-C6	-5.62	1.33	1.37
34	BA	686	U	N3-C4	-5.62	1.33	1.38
34	BA	1287	G	C6-N1	-5.62	1.35	1.39
34	BA	1465	C	C4-N4	-5.62	1.28	1.33
34	BA	1832	A	C6-N6	-5.62	1.29	1.33
35	BB	82	G	C2-N2	-5.62	1.28	1.34
35	BB	771	U	P-O5'	-5.62	1.54	1.59
35	BB	1103	A	O4'-C1'	-5.62	1.34	1.41
36	BC	109	A	N3-C4	-5.62	1.31	1.34
36	BC	116	C	C5'-C4'	-5.62	1.44	1.51
39	BF	2	G	N7-C5	-5.62	1.35	1.39
64	Be	230	PRO	CA-C	-5.62	1.41	1.52
85	AA	448	G	C2'-C1'	-5.62	1.47	1.53
85	AA	636	G	P-O5'	-5.62	1.54	1.59
85	AA	735	G	C2-N3	5.62	1.37	1.32

Continued on next page...

Continued from previous page...

Mol	Chain	Res	Type	Atoms	Z	Observed(Å)	Ideal(Å)
85	AA	1254	A	O3'-P	-5.62	1.54	1.61
85	AA	2060	G	C3'-C2'	-5.62	1.46	1.52
34	BA	403	A	N9-C8	-5.62	1.33	1.37
34	BA	825	G	N9-C8	-5.62	1.33	1.37
34	BA	1776	G	C3'-C2'	-5.62	1.46	1.52
35	BB	20	U	O3'-P	-5.62	1.54	1.61
35	BB	1530	U	N3-C4	-5.62	1.33	1.38
38	BE	47	U	P-O5'	-5.62	1.54	1.59
85	AA	184	A	O3'-P	-5.62	1.54	1.61
34	BA	95	C	N3-C4	-5.62	1.30	1.33
34	BA	241	U	C2'-C1'	-5.62	1.47	1.53
34	BA	800	G	N9-C4	5.62	1.42	1.38
34	BA	1076	U	N1-C2	-5.62	1.33	1.38
34	BA	1448	G	P-O5'	-5.62	1.54	1.59
35	BB	580	A	N3-C4	-5.62	1.31	1.34
35	BB	636	G	N1-C2	-5.62	1.33	1.37
35	BB	1043	C	P-O5'	-5.62	1.54	1.59
35	BB	1513	U	O3'-P	-5.62	1.54	1.61
36	BC	51	A	N3-C4	-5.62	1.31	1.34
36	BC	117	A	P-O5'	-5.62	1.54	1.59
39	BF	64	U	C2'-C1'	-5.62	1.47	1.53
41	BH	39	G	C3'-C2'	-5.62	1.46	1.52
85	AA	487	G	C3'-C2'	-5.62	1.46	1.52
85	AA	1002	G	N9-C4	-5.62	1.33	1.38
85	AA	1162	A	N9-C8	-5.62	1.33	1.37
34	BA	14	G	N1-C2	-5.61	1.33	1.37
34	BA	307	C	C1'-N1	-5.61	1.39	1.46
34	BA	1553	G	C2-N2	-5.61	1.28	1.34
35	BB	591	A	N7-C5	-5.61	1.35	1.39
36	BC	168	C	C3'-C2'	-5.61	1.46	1.52
37	BD	101	A	C3'-C2'	-5.61	1.46	1.52
38	BE	52	U	C3'-C2'	-5.61	1.46	1.52
38	BE	117	A	O4'-C1'	-5.61	1.34	1.41
41	BH	47	G	N1-C2	-5.61	1.33	1.37
41	BH	130	G	N1-C2	-5.61	1.33	1.37
85	AA	378	A	O3'-P	-5.61	1.54	1.61
85	AA	629	A	N3-C4	-5.61	1.31	1.34
85	AA	1224	C	C1'-N1	-5.61	1.39	1.46
85	AA	1923	A	C8-N7	-5.61	1.27	1.31
85	AA	2056	C	C2'-C1'	-5.61	1.47	1.53
34	BA	262	A	O3'-P	-5.61	1.54	1.61
34	BA	332	U	C2-N3	-5.61	1.33	1.37

Continued on next page...

Continued from previous page...

Mol	Chain	Res	Type	Atoms	Z	Observed(Å)	Ideal(Å)
34	BA	995	A	O3'-P	-5.61	1.54	1.61
34	BA	1061	A	C1'-N9	-5.61	1.39	1.46
35	BB	27	C	C1'-N1	-5.61	1.39	1.46
35	BB	650	A	O3'-P	-5.61	1.54	1.61
35	BB	779	C	C3'-C2'	-5.61	1.46	1.52
35	BB	1239	A	C5-C4	-5.61	1.34	1.38
41	BH	13	C	C1'-N1	-5.61	1.39	1.46
85	AA	160	A	N9-C8	-5.61	1.33	1.37
85	AA	630	A	N3-C4	-5.61	1.31	1.34
85	AA	1508	A	C6-N6	-5.61	1.29	1.33
34	BA	92	G	N7-C5	-5.61	1.35	1.39
34	BA	107	C	P-O5'	-5.61	1.54	1.59
34	BA	191	G	C5-C4	-5.61	1.34	1.38
34	BA	378	C	N1-C6	-5.61	1.33	1.37
34	BA	400	A	O3'-P	-5.61	1.54	1.61
34	BA	925	G	C6-N1	-5.61	1.35	1.39
34	BA	1026	C	C4-N4	-5.61	1.28	1.33
34	BA	1268	C	C2-N3	-5.61	1.31	1.35
35	BB	48	G	C6-N1	-5.61	1.35	1.39
35	BB	996	G	C2'-C1'	-5.61	1.47	1.53
35	BB	1121	A	O3'-P	-5.61	1.54	1.61
35	BB	1342	C	C4-N4	-5.61	1.28	1.33
36	BC	67	U	O3'-P	-5.61	1.54	1.61
36	BC	108	A	C5-C4	-5.61	1.34	1.38
38	BE	93	U	N3-C4	-5.61	1.33	1.38
38	BE	183	C	C4-C5	-5.61	1.38	1.43
85	AA	105	A	P-O5'	-5.61	1.54	1.59
85	AA	359	A	C2'-C1'	-5.61	1.47	1.53
85	AA	393	C	O4'-C1'	-5.61	1.34	1.41
85	AA	1239	C	O3'-P	-5.61	1.54	1.61
85	AA	1564	U	C2'-C1'	-5.61	1.47	1.53
85	AA	1681	G	N7-C5	-5.61	1.35	1.39
85	AA	1845	G	C1'-N9	-5.61	1.39	1.46
85	AA	1924	C	C2'-C1'	-5.61	1.47	1.53
85	AA	2053	A	P-O5'	-5.61	1.54	1.59
34	BA	701	G	C1'-N9	-5.61	1.39	1.46
34	BA	937	G	N7-C5	-5.61	1.35	1.39
34	BA	1667	G	N1-C2	-5.61	1.33	1.37
34	BA	1809	G	N7-C5	-5.61	1.35	1.39
35	BB	1410	G	C2-N2	-5.61	1.28	1.34
37	BD	80	G	N1-C2	-5.61	1.33	1.37
85	AA	94	C	C2'-C1'	-5.61	1.47	1.53

Continued on next page...

Continued from previous page...

Mol	Chain	Res	Type	Atoms	Z	Observed(Å)	Ideal(Å)
34	BA	329	G	N1-C2	-5.61	1.33	1.37
34	BA	498	A	C4'-O4'	-5.61	1.38	1.45
34	BA	682	A	O3'-P	-5.61	1.54	1.61
34	BA	772	G	C4'-O4'	5.61	1.52	1.45
34	BA	1615	A	C2'-C1'	-5.61	1.47	1.53
34	BA	1719	G	C1'-N9	-5.61	1.39	1.46
35	BB	1049	G	C1'-N9	-5.61	1.39	1.46
35	BB	1310	C	N1-C6	-5.61	1.33	1.37
36	BC	2	A	N3-C4	-5.61	1.31	1.34
36	BC	97	U	N1-C6	-5.61	1.32	1.38
38	BE	194	A	N3-C4	-5.61	1.31	1.34
41	BH	105	U	O4'-C1'	-5.61	1.34	1.41
85	AA	132	G	O3'-P	-5.61	1.54	1.61
85	AA	505	U	C1'-N1	-5.61	1.39	1.46
85	AA	926	C	C2'-C1'	-5.61	1.47	1.53
85	AA	993	G	C4'-C3'	-5.61	1.47	1.52
86	AB	48	C	P-O5'	-5.61	1.54	1.59
34	BA	81	C	C2'-C1'	-5.61	1.47	1.53
34	BA	121	A	N7-C5	-5.61	1.35	1.39
34	BA	225	A	N7-C5	-5.61	1.35	1.39
34	BA	475	A	C8-N7	-5.61	1.27	1.31
34	BA	798	G	C5-C6	-5.61	1.36	1.42
34	BA	843	G	C5'-C4'	-5.61	1.44	1.51
34	BA	916	A	N7-C5	-5.61	1.35	1.39
34	BA	1221	A	N3-C4	-5.61	1.31	1.34
34	BA	1543	A	C5-C4	-5.61	1.34	1.38
34	BA	1575	U	C2'-C1'	-5.61	1.47	1.53
34	BA	1710	C	C2'-C1'	-5.61	1.47	1.53
35	BB	698	C	C1'-N1	-5.61	1.39	1.46
35	BB	778	A	O4'-C1'	-5.61	1.34	1.41
35	BB	802	G	C2'-C1'	-5.61	1.47	1.53
35	BB	984	U	C4'-C3'	-5.61	1.47	1.52
35	BB	1351	G	C6-N1	-5.61	1.35	1.39
36	BC	28	C	C2'-C1'	-5.61	1.47	1.53
37	BD	55	A	C3'-C2'	-5.61	1.46	1.52
38	BE	113	C	C4-C5	-5.61	1.38	1.43
40	BG	105	A	N9-C8	-5.61	1.33	1.37
40	BG	113	G	N3-C4	-5.61	1.31	1.35
85	AA	293	A	C2'-C1'	-5.61	1.47	1.53
85	AA	631	G	N1-C2	-5.61	1.33	1.37
85	AA	675	A	C3'-C2'	-5.61	1.46	1.52
85	AA	1237	A	C2'-C1'	-5.61	1.47	1.53

Continued on next page...

Continued from previous page...

Mol	Chain	Res	Type	Atoms	Z	Observed(Å)	Ideal(Å)
85	AA	1489	G	C2'-C1'	-5.61	1.47	1.53
85	AA	1961	U	C2'-C1'	-5.61	1.47	1.53
86	AB	10	G	O3'-P	-5.61	1.54	1.61
34	BA	437	G	N9-C8	-5.60	1.33	1.37
34	BA	900	A	C5-C6	-5.60	1.36	1.41
34	BA	945	A	P-O5'	-5.60	1.54	1.59
34	BA	1037	C	C2-N3	-5.60	1.31	1.35
41	BH	16	A	C8-N7	-5.60	1.27	1.31
41	BH	125	U	O3'-P	-5.60	1.54	1.61
51	BR	83	TRP	C-N	-5.60	1.23	1.34
85	AA	350	U	O3'-P	-5.60	1.54	1.61
85	AA	843	U	P-O5'	-5.60	1.54	1.59
34	BA	933	U	N1-C6	-5.60	1.32	1.38
34	BA	1334	G	C5-C4	-5.60	1.34	1.38
34	BA	1511	C	N1-C6	-5.60	1.33	1.37
35	BB	547	A	N3-C4	-5.60	1.31	1.34
35	BB	867	C	P-O5'	-5.60	1.54	1.59
35	BB	1055	G	C2'-C1'	-5.60	1.47	1.53
35	BB	1436	U	C5'-C4'	5.60	1.58	1.51
85	AA	917	A	N3-C4	-5.60	1.31	1.34
85	AA	1220	A	C3'-C2'	-5.60	1.46	1.52
85	AA	1531	G	N9-C4	-5.60	1.33	1.38
85	AA	2033	C	O3'-P	-5.60	1.54	1.61
34	BA	447	U	C2'-C1'	-5.60	1.47	1.53
34	BA	1301	G	N7-C5	-5.60	1.35	1.39
34	BA	1442	A	C2-N3	5.60	1.38	1.33
36	BC	138	C	C2'-C1'	-5.60	1.47	1.53
38	BE	161	G	C6-N1	-5.60	1.35	1.39
85	AA	860	C	P-O5'	-5.60	1.54	1.59
85	AA	1264	U	C4'-C3'	-5.60	1.47	1.52
85	AA	2000	C	P-O5'	-5.60	1.54	1.59
34	BA	56	G	C5-C6	-5.60	1.36	1.42
34	BA	186	G	C6-N1	-5.60	1.35	1.39
34	BA	474	A	N3-C4	-5.60	1.31	1.34
34	BA	1192	A	C5-C4	-5.60	1.34	1.38
34	BA	1333	G	N1-C2	-5.60	1.33	1.37
34	BA	1455	C	C3'-C2'	-5.60	1.46	1.52
34	BA	1793	G	N9-C8	-5.60	1.33	1.37
35	BB	824	C	C5'-C4'	-5.60	1.44	1.51
35	BB	1322	A	C5-C4	-5.60	1.34	1.38
35	BB	1435	G	C2-N2	-5.60	1.28	1.34
40	BG	141	A	C5-C6	-5.60	1.36	1.41

Continued on next page...

Continued from previous page...

Mol	Chain	Res	Type	Atoms	Z	Observed(Å)	Ideal(Å)
85	AA	471	U	C4'-O4'	-5.60	1.38	1.45
85	AA	626	G	C1'-N9	-5.60	1.39	1.46
85	AA	883	A	O4'-C1'	-5.60	1.34	1.41
85	AA	1156	A	P-O5'	-5.60	1.54	1.59
85	AA	2031	C	C3'-C2'	-5.60	1.46	1.52
34	BA	178	C	O3'-P	-5.60	1.54	1.61
34	BA	739	A	O3'-P	-5.60	1.54	1.61
34	BA	785	G	N9-C8	-5.60	1.33	1.37
34	BA	890	G	O4'-C1'	-5.60	1.34	1.41
34	BA	1201	G	C2-N2	-5.60	1.28	1.34
35	BB	750	G	P-O5'	-5.60	1.54	1.59
35	BB	996	G	C3'-C2'	-5.60	1.46	1.52
35	BB	1394	A	P-O5'	-5.60	1.54	1.59
36	BC	159	U	O4'-C1'	-5.60	1.34	1.41
37	BD	72	U	C4'-C3'	-5.60	1.47	1.52
38	BE	124	G	C8-N7	-5.60	1.27	1.30
38	BE	184	G	C5'-C4'	5.60	1.58	1.51
39	BF	26	U	P-O5'	-5.60	1.54	1.59
40	BG	100	G	C6-N1	-5.60	1.35	1.39
34	BA	1517	U	C2'-C1'	-5.60	1.47	1.53
35	BB	396	C	C3'-C2'	-5.60	1.46	1.52
38	BE	127	G	C6-N1	-5.60	1.35	1.39
85	AA	1148	G	N9-C4	-5.60	1.33	1.38
34	BA	244	A	C3'-C2'	-5.59	1.46	1.52
34	BA	427	G	C2-N2	-5.59	1.28	1.34
34	BA	734	G	C5'-C4'	-5.59	1.44	1.51
34	BA	835	U	C4'-C3'	-5.59	1.47	1.52
34	BA	892	C	C2'-C1'	-5.59	1.47	1.53
34	BA	1262	A	C4'-O4'	-5.59	1.38	1.45
35	BB	113	C	C3'-C2'	-5.59	1.46	1.52
35	BB	117	A	C1'-N9	-5.59	1.39	1.46
35	BB	587	A	O3'-P	-5.59	1.54	1.61
35	BB	1191	G	C2'-C1'	-5.59	1.47	1.53
38	BE	2	G	C2-N2	-5.59	1.28	1.34
40	BG	27	C	C4'-C3'	-5.59	1.47	1.52
40	BG	56	G	C2'-C1'	-5.59	1.47	1.53
40	BG	159	A	C2'-C1'	-5.59	1.47	1.53
41	BH	113	G	N7-C5	-5.59	1.35	1.39
64	Be	153	GLY	CA-C	-5.59	1.42	1.51
85	AA	107	A	C4'-C3'	-5.59	1.47	1.52
85	AA	402	G	C5-C6	-5.59	1.36	1.42
85	AA	1119	A	C2'-C1'	-5.59	1.47	1.53

Continued on next page...

Continued from previous page...

Mol	Chain	Res	Type	Atoms	Z	Observed(Å)	Ideal(Å)
85	AA	1678	U	N1-C2	-5.59	1.33	1.38
85	AA	2060	G	C2-N2	-5.59	1.28	1.34
34	BA	1578	A	O3'-P	-5.59	1.54	1.61
34	BA	1607	U	C2-N3	-5.59	1.33	1.37
35	BB	802	G	C4'-C3'	-5.59	1.47	1.52
35	BB	1271	A	N3-C4	-5.59	1.31	1.34
37	BD	117	U	C3'-C2'	-5.59	1.46	1.52
40	BG	1	G	C2'-C1'	-5.59	1.47	1.53
85	AA	133	G	O3'-P	-5.59	1.54	1.61
85	AA	1671	G	C4'-C3'	-5.59	1.47	1.52
34	BA	4	A	N3-C4	-5.59	1.31	1.34
34	BA	1349	A	O3'-P	-5.59	1.54	1.61
34	BA	1561	C	O3'-P	-5.59	1.54	1.61
35	BB	386	G	C5-C4	-5.59	1.34	1.38
35	BB	639	A	O4'-C1'	-5.59	1.34	1.41
35	BB	1239	A	C3'-C2'	-5.59	1.46	1.52
35	BB	1521	G	C1'-N9	-5.59	1.39	1.46
36	BC	134	G	N7-C5	-5.59	1.35	1.39
37	BD	13	A	C3'-C2'	-5.59	1.46	1.52
41	BH	33	G	C5-C6	-5.59	1.36	1.42
85	AA	481	A	C5-C4	-5.59	1.34	1.38
85	AA	728	U	C2-N3	-5.59	1.33	1.37
85	AA	1219	A	C2'-C1'	-5.59	1.47	1.53
85	AA	2033	C	C2'-C1'	-5.59	1.47	1.53
34	BA	569	C	C2-N3	-5.59	1.31	1.35
34	BA	747	G	C8-N7	-5.59	1.27	1.30
34	BA	819	G	N9-C8	-5.59	1.33	1.37
35	BB	635	A	C4'-C3'	-5.59	1.47	1.52
35	BB	636	G	C6-N1	-5.59	1.35	1.39
35	BB	816	U	C5'-C4'	-5.59	1.44	1.51
35	BB	843	G	O3'-P	-5.59	1.54	1.61
35	BB	1092	G	O3'-P	-5.59	1.54	1.61
35	BB	1275	A	N3-C4	-5.59	1.31	1.34
35	BB	1336	G	C8-N7	-5.59	1.27	1.30
85	AA	495	G	N9-C4	-5.59	1.33	1.38
85	AA	1267	A	C8-N7	-5.59	1.27	1.31
85	AA	1371	C	C2'-C1'	-5.59	1.47	1.53
85	AA	1478	G	P-O5'	-5.59	1.54	1.59
85	AA	1549	G	C4'-C3'	-5.59	1.47	1.52
85	AA	1715	C	P-O5'	-5.59	1.54	1.59
85	AA	1999	C	P-O5'	-5.59	1.54	1.59
34	BA	436	U	C5'-C4'	-5.59	1.44	1.51

Continued on next page...

Continued from previous page...

Mol	Chain	Res	Type	Atoms	Z	Observed(Å)	Ideal(Å)
35	BB	22	A	C5-C4	-5.59	1.34	1.38
37	BD	81	C	N1-C6	-5.59	1.33	1.37
85	AA	304	G	C3'-O3'	5.59	1.50	1.42
34	BA	521	C	C1'-N1	-5.59	1.39	1.46
34	BA	1215	U	C1'-N1	-5.59	1.39	1.46
34	BA	1629	A	P-O5'	-5.59	1.54	1.59
35	BB	110	U	N3-C4	-5.59	1.33	1.38
35	BB	478	G	C3'-C2'	-5.59	1.46	1.52
35	BB	1037	A	C3'-C2'	-5.59	1.46	1.52
37	BD	101	A	O3'-P	-5.59	1.54	1.61
38	BE	194	A	P-O5'	-5.59	1.54	1.59
40	BG	6	A	N3-C4	-5.59	1.31	1.34
40	BG	167	C	P-O5'	-5.59	1.54	1.59
85	AA	391	G	C3'-C2'	-5.59	1.46	1.52
85	AA	866	U	C2-N3	-5.59	1.33	1.37
85	AA	1579	A	N9-C4	-5.59	1.34	1.37
85	AA	2083	G	C5-C4	-5.59	1.34	1.38
34	BA	1053	U	C3'-C2'	-5.58	1.46	1.52
35	BB	690	C	C2'-C1'	-5.58	1.47	1.53
85	AA	1997	G	C4'-C3'	5.58	1.59	1.53
85	AA	2089	G	C1'-N9	-5.58	1.39	1.46
85	AA	2208	G	C6-N1	-5.58	1.35	1.39
35	BB	517	G	C2'-C1'	-5.58	1.47	1.53
35	BB	604	C	O3'-P	-5.58	1.54	1.61
35	BB	1458	U	O3'-P	-5.58	1.54	1.61
37	BD	106	G	C2-N2	-5.58	1.28	1.34
38	BE	201	A	N3-C4	-5.58	1.31	1.34
85	AA	650	G	C2-N2	-5.58	1.28	1.34
85	AA	2040	A	P-O5'	-5.58	1.54	1.59
34	BA	93	A	C2'-C1'	-5.58	1.47	1.53
34	BA	470	C	C2-N3	-5.58	1.31	1.35
34	BA	514	U	O3'-P	-5.58	1.54	1.61
34	BA	956	G	C2'-C1'	-5.58	1.47	1.53
34	BA	1051	A	O3'-P	-5.58	1.54	1.61
34	BA	1197	U	C5'-C4'	-5.58	1.44	1.51
34	BA	1240	G	C2-N2	-5.58	1.28	1.34
34	BA	1779	U	C2-N3	-5.58	1.33	1.37
34	BA	1824	U	C2'-C1'	-5.58	1.47	1.53
35	BB	809	U	C3'-C2'	-5.58	1.46	1.52
35	BB	1371	G	C4'-C3'	-5.58	1.47	1.52
36	BC	46	G	N7-C5	-5.58	1.35	1.39
36	BC	56	G	C6-N1	-5.58	1.35	1.39

Continued on next page...

Continued from previous page...

Mol	Chain	Res	Type	Atoms	Z	Observed(Å)	Ideal(Å)
38	BE	93	U	C3'-C2'	-5.58	1.46	1.52
40	BG	105	A	O4'-C1'	-5.58	1.34	1.41
41	BH	13	C	C4'-O4'	-5.58	1.38	1.45
85	AA	639	C	C4-C5	-5.58	1.38	1.43
85	AA	1185	G	N9-C8	-5.58	1.33	1.37
85	AA	1194	U	N3-C4	-5.58	1.33	1.38
85	AA	1221	G	C3'-C2'	-5.58	1.46	1.52
85	AA	1256	C	C3'-C2'	-5.58	1.46	1.52
85	AA	1267	A	N7-C5	-5.58	1.35	1.39
85	AA	1668	G	N7-C5	-5.58	1.35	1.39
85	AA	1679	U	N1-C6	-5.58	1.32	1.38
34	BA	94	G	C1'-N9	-5.58	1.39	1.46
34	BA	223	U	C2-N3	-5.58	1.33	1.37
34	BA	1369	C	C4-N4	-5.58	1.28	1.33
34	BA	1557	G	C5-C4	-5.58	1.34	1.38
34	BA	1608	C	C3'-C2'	-5.58	1.46	1.52
35	BB	112	G	C5-C4	-5.58	1.34	1.38
35	BB	1081	U	C2-N3	-5.58	1.33	1.37
85	AA	116	G	C5-C4	-5.58	1.34	1.38
85	AA	1986	G	C2-N2	-5.58	1.28	1.34
34	BA	14	G	O4'-C1'	-5.58	1.34	1.41
34	BA	109	A	C4'-C3'	-5.58	1.47	1.52
34	BA	255	G	N1-C2	-5.58	1.33	1.37
34	BA	384	U	C2-N3	-5.58	1.33	1.37
34	BA	398	G	C5-C4	-5.58	1.34	1.38
34	BA	965	A	C3'-C2'	-5.58	1.46	1.52
34	BA	1098	G	C2'-C1'	-5.58	1.47	1.53
35	BB	573	C	C2'-C1'	-5.58	1.47	1.53
35	BB	622	G	C2-N2	-5.58	1.28	1.34
35	BB	665	A	C5-C6	-5.58	1.36	1.41
35	BB	1286	G	N1-C2	-5.58	1.33	1.37
35	BB	1296	A	C1'-N9	-5.58	1.39	1.46
38	BE	188	C	O3'-P	-5.58	1.54	1.61
40	BG	26	G	C8-N7	-5.58	1.27	1.30
40	BG	160	C	C3'-C2'	-5.58	1.46	1.52
85	AA	598	C	C4'-C3'	-5.58	1.47	1.52
85	AA	691	U	O3'-P	-5.58	1.54	1.61
85	AA	874	A	N9-C4	-5.58	1.34	1.37
85	AA	960	G	C8-N7	-5.58	1.27	1.30
85	AA	1636	C	C2'-C1'	-5.58	1.47	1.53
85	AA	1647	G	C2'-C1'	-5.58	1.47	1.53
34	BA	54	A	C4'-C3'	-5.58	1.47	1.52

Continued on next page...

Continued from previous page...

Mol	Chain	Res	Type	Atoms	Z	Observed(Å)	Ideal(Å)
34	BA	378	C	C1'-N1	-5.58	1.39	1.46
34	BA	458	G	C8-N7	-5.58	1.27	1.30
34	BA	1491	U	C3'-C2'	5.58	1.59	1.52
36	BC	66	G	C8-N7	-5.58	1.27	1.30
85	AA	1490	A	N9-C8	-5.58	1.33	1.37
85	AA	2133	A	N3-C4	-5.58	1.31	1.34
34	BA	38	G	C3'-C2'	-5.58	1.46	1.52
34	BA	332	U	C2'-C1'	-5.58	1.47	1.53
34	BA	860	G	C3'-C2'	-5.58	1.46	1.52
35	BB	1169	A	N9-C4	-5.58	1.34	1.37
35	BB	1538	G	C1'-N9	-5.58	1.39	1.46
38	BE	32	U	C5'-C4'	-5.58	1.44	1.51
38	BE	63	C	C4'-O4'	-5.58	1.38	1.45
38	BE	110	U	C4'-O4'	-5.58	1.38	1.45
38	BE	117	A	C8-N7	-5.58	1.27	1.31
38	BE	194	A	C6-N6	-5.58	1.29	1.33
40	BG	16	G	C6-N1	-5.58	1.35	1.39
41	BH	40	C	C2-N3	-5.58	1.31	1.35
41	BH	113	G	C1'-N9	-5.58	1.39	1.46
85	AA	1117	G	C2'-C1'	-5.58	1.47	1.53
85	AA	2240	G	N9-C8	-5.58	1.33	1.37
86	AB	68	C	C2'-C1'	-5.58	1.47	1.53
34	BA	178	C	C1'-N1	-5.57	1.39	1.46
34	BA	256	A	O3'-P	-5.57	1.54	1.61
34	BA	588	C	C2'-C1'	-5.57	1.47	1.53
34	BA	1007	G	N7-C5	-5.57	1.35	1.39
34	BA	1201	G	N1-C2	-5.57	1.33	1.37
34	BA	1564	A	C2'-C1'	-5.57	1.47	1.53
35	BB	54	U	C3'-C2'	-5.57	1.46	1.52
35	BB	736	G	N3-C4	-5.57	1.31	1.35
40	BG	101	G	C2'-C1'	-5.57	1.47	1.53
40	BG	131	U	O3'-P	-5.57	1.54	1.61
85	AA	817	G	N9-C8	-5.57	1.33	1.37
85	AA	1116	G	C6-N1	-5.57	1.35	1.39
34	BA	1631	U	P-O5'	5.57	1.65	1.59
35	BB	587	A	N9-C8	-5.57	1.33	1.37
35	BB	1337	C	C2-N3	-5.57	1.31	1.35
36	BC	49	G	C1'-N9	-5.57	1.39	1.46
37	BD	110	G	P-O5'	-5.57	1.54	1.59
38	BE	97	G	N7-C5	-5.57	1.35	1.39
40	BG	4	A	N9-C8	-5.57	1.33	1.37
85	AA	448	G	C5-C4	-5.57	1.34	1.38

Continued on next page...

Continued from previous page...

Mol	Chain	Res	Type	Atoms	Z	Observed(Å)	Ideal(Å)
34	BA	536	C	O4'-C1'	-5.57	1.34	1.41
34	BA	1221	A	C6-N6	-5.57	1.29	1.33
34	BA	1295	U	C5'-C4'	5.57	1.58	1.51
34	BA	1311	G	C2-N2	-5.57	1.28	1.34
34	BA	1700	C	C2'-C1'	-5.57	1.47	1.53
35	BB	1041	A	O3'-P	-5.57	1.54	1.61
35	BB	1279	C	C2'-C1'	-5.57	1.47	1.53
85	AA	384	C	N1-C6	-5.57	1.33	1.37
85	AA	838	G	O3'-P	-5.57	1.54	1.61
85	AA	1838	C	O3'-P	-5.57	1.54	1.61
85	AA	1905	A	N9-C4	5.57	1.41	1.37
85	AA	2009	A	N7-C5	-5.57	1.35	1.39
34	BA	257	G	C1'-N9	-5.57	1.39	1.46
34	BA	368	U	P-O5'	-5.57	1.54	1.59
34	BA	567	U	C2-N3	-5.57	1.33	1.37
34	BA	912	G	C1'-N9	-5.57	1.39	1.46
34	BA	1475	G	C8-N7	-5.57	1.27	1.30
34	BA	1640	G	C4'-O4'	-5.57	1.38	1.45
35	BB	450	A	C5-C6	-5.57	1.36	1.41
35	BB	503	G	C3'-C2'	-5.57	1.46	1.52
35	BB	1356	G	O3'-P	-5.57	1.54	1.61
85	AA	791	C	P-O5'	-5.57	1.54	1.59
85	AA	2094	U	P-O5'	-5.57	1.54	1.59
34	BA	165	C	C4-C5	-5.57	1.38	1.43
34	BA	800	G	O3'-P	-5.57	1.54	1.61
34	BA	902	C	C3'-C2'	-5.57	1.46	1.52
34	BA	1255	G	C6-N1	-5.57	1.35	1.39
34	BA	1593	U	N3-C4	-5.57	1.33	1.38
34	BA	1732	A	C2'-C1'	-5.57	1.47	1.53
35	BB	457	U	P-O5'	-5.57	1.54	1.59
35	BB	1048	A	N9-C8	-5.57	1.33	1.37
36	BC	41	A	N3-C4	-5.57	1.31	1.34
37	BD	81	C	C1'-N1	-5.57	1.39	1.46
41	BH	5	G	N9-C4	-5.57	1.33	1.38
47	BN	80	PHE	CB-CG	-5.57	1.41	1.51
85	AA	569	A	C2'-C1'	-5.57	1.47	1.53
85	AA	1250	A	O3'-P	-5.57	1.54	1.61
85	AA	2165	C	C2-N3	-5.57	1.31	1.35
34	BA	87	G	N9-C8	-5.57	1.33	1.37
34	BA	196	A	N1-C2	-5.57	1.29	1.34
34	BA	454	G	C5-C4	-5.57	1.34	1.38
34	BA	946	A	C8-N7	-5.57	1.27	1.31

Continued on next page...

Continued from previous page...

Mol	Chain	Res	Type	Atoms	Z	Observed(Å)	Ideal(Å)
34	BA	1363	A	O3'-P	-5.57	1.54	1.61
34	BA	1605	G	P-O5'	-5.57	1.54	1.59
35	BB	138	A	N9-C4	5.57	1.41	1.37
35	BB	582	G	N9-C4	-5.57	1.33	1.38
35	BB	783	U	N1-C6	-5.57	1.32	1.38
35	BB	986	C	C4'-O4'	-5.57	1.38	1.45
85	AA	642	G	C3'-C2'	-5.57	1.46	1.52
85	AA	1154	A	C4'-C3'	-5.57	1.47	1.52
85	AA	2122	A	C2'-O2'	-5.57	1.34	1.41
85	AA	2142	A	C5-C4	-5.57	1.34	1.38
34	BA	1219	G	C1'-N9	-5.56	1.39	1.46
35	BB	388	C	C2'-C1'	-5.56	1.47	1.53
85	AA	41	G	C2'-C1'	-5.56	1.47	1.53
85	AA	255	A	C1'-N9	-5.56	1.39	1.46
85	AA	458	C	P-O5'	-5.56	1.54	1.59
85	AA	521	A	C8-N7	-5.56	1.27	1.31
85	AA	1121	U	C3'-C2'	-5.56	1.46	1.52
85	AA	1350	A	P-O5'	-5.56	1.54	1.59
34	BA	90	G	C1'-N9	-5.56	1.39	1.46
34	BA	613	A	C2'-C1'	-5.56	1.47	1.53
34	BA	682	A	C3'-C2'	-5.56	1.46	1.52
34	BA	1193	A	N9-C4	-5.56	1.34	1.37
34	BA	1796	A	C3'-C2'	-5.56	1.46	1.52
35	BB	372	U	O4'-C1'	-5.56	1.34	1.41
35	BB	814	A	C5-C4	-5.56	1.34	1.38
35	BB	872	A	C2'-C1'	-5.56	1.47	1.53
35	BB	1066	G	N9-C4	-5.56	1.33	1.38
35	BB	1371	G	C2-N2	-5.56	1.28	1.34
35	BB	1404	A	C6-N1	-5.56	1.31	1.35
37	BD	78	C	C3'-C2'	-5.56	1.46	1.52
38	BE	154	A	N3-C4	-5.56	1.31	1.34
85	AA	654	A	O4'-C1'	-5.56	1.34	1.41
85	AA	1507	G	C2-N2	-5.56	1.28	1.34
85	AA	1703	A	C1'-N9	-5.56	1.39	1.46
34	BA	296	G	C3'-O3'	5.56	1.50	1.42
34	BA	1246	G	N9-C8	-5.56	1.33	1.37
34	BA	1548	A	C4'-O4'	-5.56	1.38	1.45
35	BB	404	A	N3-C4	-5.56	1.31	1.34
35	BB	469	G	C2'-C1'	-5.56	1.47	1.53
35	BB	1343	C	C3'-C2'	-5.56	1.46	1.52
36	BC	108	A	N7-C5	-5.56	1.35	1.39
38	BE	10	G	N9-C4	-5.56	1.33	1.38

Continued on next page...

Continued from previous page...

Mol	Chain	Res	Type	Atoms	Z	Observed(Å)	Ideal(Å)
38	BE	145	A	P-O5'	-5.56	1.54	1.59
41	BH	42	U	C2'-C1'	-5.56	1.47	1.53
85	AA	393	C	C2'-C1'	-5.56	1.47	1.53
85	AA	486	G	C5'-C4'	-5.56	1.44	1.51
85	AA	1812	C	O4'-C1'	-5.56	1.34	1.41
85	AA	2204	A	C4'-C3'	-5.56	1.47	1.52
34	BA	791	A	C2'-C1'	-5.56	1.47	1.53
34	BA	1125	G	O3'-P	-5.56	1.54	1.61
34	BA	1159	A	O3'-P	-5.56	1.54	1.61
34	BA	1413	G	C1'-N9	-5.56	1.39	1.46
35	BB	9	G	C5-C4	-5.56	1.34	1.38
35	BB	136	A	C1'-N9	-5.56	1.39	1.46
35	BB	415	A	C4'-C3'	-5.56	1.47	1.52
35	BB	1023	G	C1'-N9	-5.56	1.39	1.46
35	BB	1333	U	C1'-N1	5.56	1.57	1.48
35	BB	1489	A	C1'-N9	-5.56	1.39	1.46
40	BG	14	G	N7-C5	-5.56	1.35	1.39
40	BG	77	U	O3'-P	-5.56	1.54	1.61
85	AA	886	A	C2'-C1'	-5.56	1.47	1.53
85	AA	1676	G	C4'-O4'	-5.56	1.38	1.45
85	AA	2016	A	O3'-P	-5.56	1.54	1.61
85	AA	2078	A	C5'-C4'	5.56	1.58	1.51
85	AA	2182	A	C1'-N9	-5.56	1.39	1.46
34	BA	15	G	C2-N2	-5.56	1.28	1.34
34	BA	52	G	N7-C5	-5.56	1.35	1.39
34	BA	599	U	P-O5'	-5.56	1.54	1.59
34	BA	1119	A	N3-C4	-5.56	1.31	1.34
34	BA	1260	G	C2-N3	-5.56	1.28	1.32
34	BA	1496	G	P-O5'	-5.56	1.54	1.59
34	BA	1663	U	C2-N3	-5.56	1.33	1.37
35	BB	322	G	O3'-P	-5.56	1.54	1.61
35	BB	403	U	N3-C4	-5.56	1.33	1.38
35	BB	507	G	C6-N1	-5.56	1.35	1.39
35	BB	530	C	C4-N4	-5.56	1.28	1.33
35	BB	582	G	C5-C4	-5.56	1.34	1.38
35	BB	1062	G	N9-C8	-5.56	1.33	1.37
35	BB	1532	C	C2-N3	-5.56	1.31	1.35
35	BB	1544	A	C3'-C2'	-5.56	1.46	1.52
36	BC	36	G	N7-C5	-5.56	1.35	1.39
37	BD	85	C	O3'-P	-5.56	1.54	1.61
38	BE	121	G	C4'-C3'	-5.56	1.47	1.52
40	BG	44	G	C1'-N9	-5.56	1.39	1.46

Continued on next page...

Continued from previous page...

Mol	Chain	Res	Type	Atoms	Z	Observed(Å)	Ideal(Å)
40	BG	104	A	O3'-P	-5.56	1.54	1.61
41	BH	32	U	C4-O4	-5.56	1.19	1.23
41	BH	107	A	C6-N6	-5.56	1.29	1.33
85	AA	2	A	C5-C4	-5.56	1.34	1.38
85	AA	2024	U	P-O5'	-5.56	1.54	1.59
85	AA	2039	G	O4'-C1'	-5.56	1.34	1.41
34	BA	235	C	N1-C6	-5.56	1.33	1.37
34	BA	266	G	C2'-C1'	-5.56	1.47	1.53
34	BA	315	U	C2'-C1'	-5.56	1.47	1.53
34	BA	360	C	P-O5'	-5.56	1.54	1.59
34	BA	1274	A	O3'-P	-5.56	1.54	1.61
35	BB	95	A	C5-C4	-5.56	1.34	1.38
35	BB	500	C	N1-C6	-5.56	1.33	1.37
35	BB	798	A	C5-C6	-5.56	1.36	1.41
35	BB	963	G	C2'-C1'	-5.56	1.47	1.53
35	BB	1153	G	C5-C6	-5.56	1.36	1.42
35	BB	1491	G	O3'-P	-5.56	1.54	1.61
85	AA	1431	U	O3'-P	-5.56	1.54	1.61
85	AA	2007	G	C2-N2	-5.56	1.28	1.34
34	BA	53	G	C2-N2	-5.55	1.28	1.34
34	BA	455	A	C4'-C3'	-5.55	1.47	1.52
34	BA	546	U	C3'-C2'	-5.55	1.46	1.52
34	BA	632	U	C2'-C1'	-5.55	1.47	1.53
34	BA	744	G	P-O5'	-5.55	1.54	1.59
34	BA	809	U	C3'-C2'	-5.55	1.46	1.52
34	BA	1246	G	C2-N2	-5.55	1.28	1.34
35	BB	838	G	C4'-C3'	-5.55	1.47	1.52
35	BB	1369	A	N9-C8	-5.55	1.33	1.37
37	BD	51	G	C5'-C4'	-5.55	1.44	1.51
38	BE	128	G	C2'-C1'	-5.55	1.47	1.53
85	AA	39	A	C1'-N9	-5.55	1.39	1.46
85	AA	282	C	O4'-C1'	-5.55	1.34	1.41
85	AA	402	G	C3'-C2'	-5.55	1.46	1.52
85	AA	533	C	C4-N4	-5.55	1.28	1.33
85	AA	854	A	O3'-P	-5.55	1.54	1.61
85	AA	1466	U	C2'-C1'	-5.55	1.47	1.53
13	AE	24	TYR	CB-CG	-5.55	1.43	1.51
34	BA	566	G	C2-N2	-5.55	1.28	1.34
34	BA	690	G	N9-C8	-5.55	1.33	1.37
34	BA	1475	G	N1-C2	-5.55	1.33	1.37
35	BB	1219	A	C1'-N9	-5.55	1.39	1.46
35	BB	1244	U	C1'-N1	-5.55	1.39	1.46

Continued on next page...

Continued from previous page...

Mol	Chain	Res	Type	Atoms	Z	Observed(Å)	Ideal(Å)
37	BD	22	A	C3'-C2'	-5.55	1.46	1.52
34	BA	1070	G	C4'-C3'	-5.55	1.47	1.52
34	BA	1218	G	C1'-N9	-5.55	1.39	1.46
34	BA	1243	A	N9-C8	-5.55	1.33	1.37
34	BA	1732	A	C1'-N9	-5.55	1.39	1.46
35	BB	100	A	C1'-N9	-5.55	1.39	1.46
35	BB	476	A	C2'-C1'	-5.55	1.47	1.53
35	BB	481	A	N7-C5	-5.55	1.35	1.39
35	BB	1365	G	C6-N1	-5.55	1.35	1.39
35	BB	1470	G	C8-N7	-5.55	1.27	1.30
37	BD	26	C	O3'-P	-5.55	1.54	1.61
37	BD	82	G	C1'-N9	-5.55	1.39	1.46
38	BE	171	U	C2-N3	-5.55	1.33	1.37
85	AA	307	G	C4'-C3'	5.55	1.59	1.53
85	AA	396	U	O4'-C1'	-5.55	1.34	1.41
85	AA	460	U	P-O5'	-5.55	1.54	1.59
85	AA	501	A	N7-C5	-5.55	1.35	1.39
85	AA	915	G	C2'-C1'	-5.55	1.47	1.53
85	AA	999	A	N7-C5	5.55	1.42	1.39
85	AA	1368	G	C2-N2	-5.55	1.28	1.34
85	AA	1519	A	C6-N6	-5.55	1.29	1.33
85	AA	1688	U	C2-N3	-5.55	1.33	1.37
34	BA	992	A	C6-N6	-5.55	1.29	1.33
34	BA	1066	A	C5-C4	-5.55	1.34	1.38
34	BA	1591	G	C4'-C3'	-5.55	1.47	1.52
35	BB	524	C	C2'-C1'	-5.55	1.47	1.53
35	BB	642	G	C2'-C1'	-5.55	1.47	1.53
35	BB	1055	G	N1-C2	-5.55	1.33	1.37
35	BB	1062	G	N3-C4	-5.55	1.31	1.35
35	BB	1485	G	C3'-C2'	-5.55	1.46	1.52
36	BC	23	G	N1-C2	-5.55	1.33	1.37
38	BE	107	U	N1-C2	-5.55	1.33	1.38
40	BG	17	A	O4'-C1'	-5.55	1.34	1.41
44	BK	46	PHE	C-N	-5.55	1.23	1.34
85	AA	616	A	O3'-P	-5.55	1.54	1.61
85	AA	633	C	P-O5'	-5.55	1.54	1.59
85	AA	662	U	C1'-N1	-5.55	1.39	1.46
85	AA	695	A	C1'-N9	-5.55	1.39	1.46
85	AA	788	G	C2'-C1'	-5.55	1.47	1.53
85	AA	1283	C	O4'-C1'	-5.55	1.34	1.41
85	AA	1977	G	C2'-C1'	-5.55	1.47	1.53
85	AA	2028	G	C2'-C1'	-5.55	1.47	1.53

Continued on next page...

Continued from previous page...

Mol	Chain	Res	Type	Atoms	Z	Observed(Å)	Ideal(Å)
34	BA	440	A	C8-N7	-5.55	1.27	1.31
34	BA	451	A	C3'-C2'	-5.55	1.46	1.52
34	BA	949	C	C2'-C1'	-5.55	1.47	1.53
34	BA	1462	U	P-O5'	-5.55	1.54	1.59
34	BA	1615	A	N3-C4	-5.55	1.31	1.34
36	BC	104	A	C2'-C1'	-5.55	1.47	1.53
85	AA	117	C	C4-C5	-5.55	1.38	1.43
85	AA	392	G	C6-N1	-5.55	1.35	1.39
85	AA	763	U	P-O5'	-5.55	1.54	1.59
85	AA	932	A	C8-N7	-5.55	1.27	1.31
85	AA	993	G	C2-N2	-5.55	1.29	1.34
85	AA	1387	C	P-O5'	-5.55	1.54	1.59
85	AA	1978	G	C8-N7	-5.55	1.27	1.30
34	BA	135	G	N7-C5	-5.55	1.35	1.39
34	BA	334	G	C5-C4	-5.55	1.34	1.38
34	BA	997	U	C2'-C1'	-5.55	1.47	1.53
34	BA	1046	G	C1'-N9	-5.55	1.39	1.46
34	BA	1280	A	N3-C4	-5.55	1.31	1.34
34	BA	1326	U	O3'-P	-5.55	1.54	1.61
34	BA	1327	G	C3'-C2'	-5.55	1.46	1.52
34	BA	1513	G	N1-C2	-5.55	1.33	1.37
34	BA	1553	G	N1-C2	-5.55	1.33	1.37
34	BA	1729	G	N9-C8	-5.55	1.33	1.37
35	BB	521	U	C3'-C2'	-5.55	1.46	1.52
35	BB	976	U	C1'-N1	-5.55	1.39	1.46
35	BB	1377	A	C4'-C3'	-5.55	1.47	1.52
37	BD	21	G	N1-C2	-5.55	1.33	1.37
40	BG	37	G	N1-C2	-5.55	1.33	1.37
85	AA	409	C	N3-C4	-5.55	1.30	1.33
85	AA	1163	G	O3'-P	-5.55	1.54	1.61
85	AA	1916	A	C8-N7	-5.55	1.27	1.31
34	BA	44	U	O4'-C1'	-5.54	1.34	1.41
34	BA	83	G	C2-N2	-5.54	1.29	1.34
34	BA	305	C	C3'-C2'	-5.54	1.46	1.52
34	BA	1025	A	O3'-P	-5.54	1.54	1.61
34	BA	1086	A	C6-N1	-5.54	1.31	1.35
34	BA	1710	C	C4-N4	-5.54	1.28	1.33
35	BB	666	A	C4'-C3'	-5.54	1.47	1.52
35	BB	1134	G	N3-C4	-5.54	1.31	1.35
35	BB	1517	G	N9-C8	-5.54	1.33	1.37
36	BC	59	A	O3'-P	-5.54	1.54	1.61
40	BG	8	U	N1-C2	5.54	1.43	1.38

Continued on next page...

Continued from previous page...

Mol	Chain	Res	Type	Atoms	Z	Observed(Å)	Ideal(Å)
85	AA	19	A	C3'-C2'	-5.54	1.46	1.52
85	AA	195	C	N1-C6	-5.54	1.33	1.37
85	AA	534	A	O3'-P	-5.54	1.54	1.61
85	AA	773	G	N9-C4	-5.54	1.33	1.38
85	AA	1484	G	C3'-C2'	-5.54	1.46	1.52
85	AA	1630	U	P-O5'	-5.54	1.54	1.59
85	AA	1652	A	N7-C5	-5.54	1.35	1.39
34	BA	390	A	C8-N7	-5.54	1.27	1.31
34	BA	920	U	N3-C4	-5.54	1.33	1.38
34	BA	1334	G	C6-O6	-5.54	1.19	1.24
34	BA	1412	G	N1-C2	-5.54	1.33	1.37
34	BA	1530	G	C2-N2	-5.54	1.29	1.34
35	BB	54	U	C1'-N1	-5.54	1.39	1.46
35	BB	988	G	O3'-P	-5.54	1.54	1.61
35	BB	1395	G	C2-N2	-5.54	1.29	1.34
36	BC	95	A	N7-C5	-5.54	1.35	1.39
37	BD	28	C	C2-N3	-5.54	1.31	1.35
38	BE	110	U	C4'-C3'	-5.54	1.47	1.52
40	BG	133	C	C4'-C3'	-5.54	1.47	1.52
41	BH	96	G	C2-N3	5.54	1.37	1.32
85	AA	294	G	N9-C4	5.54	1.42	1.38
85	AA	428	G	N7-C5	-5.54	1.35	1.39
85	AA	484	G	N9-C8	-5.54	1.33	1.37
85	AA	511	A	N9-C4	-5.54	1.34	1.37
85	AA	709	A	C3'-C2'	-5.54	1.46	1.52
85	AA	939	A	C1'-N9	-5.54	1.39	1.46
85	AA	2018	U	O3'-P	-5.54	1.54	1.61
85	AA	2089	G	C4'-C3'	5.54	1.59	1.53
85	AA	2097	U	P-O5'	-5.54	1.54	1.59
34	BA	94	G	C3'-C2'	-5.54	1.46	1.52
34	BA	347	A	N7-C5	-5.54	1.35	1.39
34	BA	1082	U	O3'-P	-5.54	1.54	1.61
34	BA	1246	G	P-O5'	-5.54	1.54	1.59
34	BA	1531	G	C5-C4	-5.54	1.34	1.38
34	BA	1662	U	P-O5'	-5.54	1.54	1.59
35	BB	73	G	C4'-O4'	-5.54	1.38	1.45
35	BB	93	A	C3'-C2'	-5.54	1.46	1.52
35	BB	684	U	O3'-P	-5.54	1.54	1.61
35	BB	764	C	C3'-C2'	-5.54	1.46	1.52
35	BB	1474	A	C5'-C4'	5.54	1.57	1.51
40	BG	167	C	C2-N3	-5.54	1.31	1.35
85	AA	532	G	N1-C2	-5.54	1.33	1.37

Continued on next page...

Continued from previous page...

Mol	Chain	Res	Type	Atoms	Z	Observed(Å)	Ideal(Å)
85	AA	1556	G	P-O5'	-5.54	1.54	1.59
34	BA	596	G	C3'-O3'	5.54	1.50	1.42
34	BA	1011	G	N9-C8	-5.54	1.33	1.37
34	BA	1539	A	C3'-C2'	-5.54	1.46	1.52
34	BA	1789	A	P-O5'	-5.54	1.54	1.59
35	BB	266	C	O3'-P	-5.54	1.54	1.61
35	BB	388	C	P-O5'	-5.54	1.54	1.59
35	BB	438	G	O3'-P	-5.54	1.54	1.61
35	BB	1400	C	C4'-C3'	-5.54	1.47	1.52
40	BG	179	C	C4-N4	-5.54	1.28	1.33
41	BH	4	U	C1'-N1	-5.54	1.39	1.46
41	BH	105	U	C3'-C2'	-5.54	1.46	1.52
85	AA	683	U	N3-C4	-5.54	1.33	1.38
85	AA	1968	A	C2'-C1'	-5.54	1.47	1.53
85	AA	2121	G	C2'-C1'	-5.54	1.47	1.53
34	BA	396	U	O3'-P	-5.54	1.54	1.61
34	BA	398	G	P-O5'	-5.54	1.54	1.59
34	BA	596	G	C2-N2	-5.54	1.29	1.34
34	BA	1116	G	C6-N1	-5.54	1.35	1.39
34	BA	1286	C	N1-C2	-5.54	1.34	1.40
35	BB	78	C	C2-N3	-5.54	1.31	1.35
35	BB	831	C	C3'-C2'	-5.54	1.46	1.52
35	BB	899	C	C2'-C1'	-5.54	1.47	1.53
35	BB	1216	G	O3'-P	-5.54	1.54	1.61
35	BB	1375	G	N9-C8	-5.54	1.33	1.37
39	BF	60	C	P-O5'	-5.54	1.54	1.59
41	BH	107	A	C2'-C1'	-5.54	1.47	1.53
85	AA	503	A	O3'-P	-5.54	1.54	1.61
85	AA	671	G	C2-N2	-5.54	1.29	1.34
85	AA	986	U	O3'-P	-5.54	1.54	1.61
85	AA	1156	A	N9-C4	-5.54	1.34	1.37
85	AA	1214	C	O4'-C1'	-5.54	1.34	1.41
85	AA	1240	A	C5-C4	-5.54	1.34	1.38
85	AA	1790	G	N9-C4	-5.54	1.33	1.38
85	AA	2050	C	C2'-C1'	-5.54	1.47	1.53
34	BA	204	U	C2'-C1'	-5.54	1.47	1.53
34	BA	1222	C	C3'-C2'	-5.54	1.46	1.52
34	BA	1299	G	N1-C2	-5.54	1.33	1.37
34	BA	1425	G	N9-C4	-5.54	1.33	1.38
34	BA	1687	A	O4'-C1'	-5.54	1.34	1.41
35	BB	404	A	O3'-P	-5.54	1.54	1.61
35	BB	638	G	N9-C8	-5.54	1.33	1.37

Continued on next page...

Continued from previous page...

Mol	Chain	Res	Type	Atoms	Z	Observed(Å)	Ideal(Å)
35	BB	676	G	C2-N2	-5.54	1.29	1.34
40	BG	40	G	N1-C2	-5.54	1.33	1.37
49	BP	127	ILE	CA-CB	-5.54	1.42	1.54
85	AA	1140	G	C6-N1	-5.54	1.35	1.39
85	AA	1241	A	N7-C5	-5.54	1.35	1.39
85	AA	1298	G	O3'-P	-5.54	1.54	1.61
85	AA	2089	G	N9-C4	-5.54	1.33	1.38
34	BA	58	A	N9-C8	-5.54	1.33	1.37
34	BA	109	A	C5-C4	-5.54	1.34	1.38
34	BA	405	C	C1'-N1	-5.54	1.39	1.46
34	BA	922	C	C3'-O3'	-5.54	1.34	1.42
34	BA	1052	G	C8-N7	-5.54	1.27	1.30
34	BA	1237	U	C2'-C1'	-5.54	1.47	1.53
34	BA	1248	A	O3'-P	-5.54	1.54	1.61
34	BA	1526	C	O3'-P	-5.54	1.54	1.61
34	BA	1683	C	C2'-C1'	-5.54	1.47	1.53
34	BA	1796	A	N7-C5	-5.54	1.35	1.39
35	BB	544	C	N3-C4	-5.54	1.30	1.33
35	BB	567	G	C2'-C1'	-5.54	1.47	1.53
35	BB	701	U	O3'-P	-5.54	1.54	1.61
35	BB	1136	G	N3-C4	-5.54	1.31	1.35
35	BB	1147	G	N9-C8	-5.54	1.33	1.37
35	BB	1490	G	C6-N1	-5.54	1.35	1.39
40	BG	121	C	C3'-C2'	-5.54	1.46	1.52
40	BG	135	C	O3'-P	-5.54	1.54	1.61
85	AA	923	A	C2'-C1'	-5.54	1.47	1.53
85	AA	962	U	C1'-N1	-5.54	1.39	1.46
85	AA	1161	U	C2-N3	-5.54	1.33	1.37
85	AA	2120	C	N1-C2	-5.54	1.34	1.40
34	BA	491	U	C2'-C1'	-5.53	1.47	1.53
34	BA	1304	C	O3'-P	-5.53	1.54	1.61
34	BA	1399	A	C4'-C3'	-5.53	1.47	1.52
34	BA	1408	C	P-O5'	-5.53	1.54	1.59
35	BB	44	C	N1-C6	-5.53	1.33	1.37
35	BB	1375	G	N3-C4	-5.53	1.31	1.35
38	BE	61	A	C3'-C2'	-5.53	1.46	1.52
38	BE	210	G	C2'-C1'	-5.53	1.47	1.53
41	BH	33	G	C3'-O3'	-5.53	1.34	1.42
85	AA	483	G	N1-C2	-5.53	1.33	1.37
85	AA	575	G	C2'-C1'	-5.53	1.47	1.53
85	AA	681	G	C8-N7	-5.53	1.27	1.30
85	AA	920	A	C4'-C3'	5.53	1.59	1.53

Continued on next page...

Continued from previous page...

Mol	Chain	Res	Type	Atoms	Z	Observed(Å)	Ideal(Å)
85	AA	1128	G	C2-N2	-5.53	1.29	1.34
85	AA	1688	U	N1-C2	-5.53	1.33	1.38
85	AA	2241	C	C5'-C4'	-5.53	1.44	1.51
34	BA	13	U	C4'-C3'	-5.53	1.47	1.52
34	BA	977	G	C6-N1	-5.53	1.35	1.39
34	BA	1496	G	N3-C4	-5.53	1.31	1.35
35	BB	1014	U	O3'-P	-5.53	1.54	1.61
35	BB	1510	G	C5-C4	-5.53	1.34	1.38
35	BB	1539	C	C3'-C2'	-5.53	1.46	1.52
41	BH	47	G	C2'-C1'	-5.53	1.47	1.53
85	AA	585	G	N3-C4	-5.53	1.31	1.35
34	BA	205	G	N9-C4	-5.53	1.33	1.38
34	BA	445	C	C2-N3	-5.53	1.31	1.35
34	BA	904	G	N7-C5	-5.53	1.35	1.39
34	BA	955	G	C6-N1	-5.53	1.35	1.39
34	BA	1656	A	C1'-N9	-5.53	1.39	1.46
34	BA	1674	G	C1'-N9	-5.53	1.39	1.46
35	BB	48	G	C2-N2	-5.53	1.29	1.34
35	BB	368	C	C4'-C3'	-5.53	1.47	1.52
35	BB	1295	A	C4'-C3'	-5.53	1.47	1.52
35	BB	1384	A	C4'-C3'	-5.53	1.47	1.52
35	BB	1389	C	C3'-C2'	-5.53	1.46	1.52
36	BC	60	U	C4'-C3'	-5.53	1.47	1.52
37	BD	98	G	N7-C5	-5.53	1.35	1.39
38	BE	27	A	C5-C4	-5.53	1.34	1.38
85	AA	536	C	P-O5'	-5.53	1.54	1.59
85	AA	879	G	N9-C8	-5.53	1.33	1.37
85	AA	1484	G	N3-C4	-5.53	1.31	1.35
85	AA	1949	U	O3'-P	-5.53	1.54	1.61
85	AA	2069	A	C3'-C2'	-5.53	1.46	1.52
34	BA	1018	U	P-O5'	-5.53	1.54	1.59
34	BA	1324	G	C4'-C3'	-5.53	1.47	1.52
35	BB	1294	C	C4'-O4'	-5.53	1.38	1.45
35	BB	1369	A	C1'-N9	-5.53	1.39	1.46
35	BB	1464	G	N7-C5	-5.53	1.35	1.39
85	AA	143	U	C2'-C1'	-5.53	1.47	1.53
85	AA	2128	G	C6-N1	-5.53	1.35	1.39
34	BA	94	G	O3'-P	-5.53	1.54	1.61
34	BA	104	A	C2'-C1'	-5.53	1.47	1.53
34	BA	185	A	N7-C5	-5.53	1.35	1.39
34	BA	199	U	P-O5'	-5.53	1.54	1.59
34	BA	389	U	O3'-P	-5.53	1.54	1.61

Continued on next page...

Continued from previous page...

Mol	Chain	Res	Type	Atoms	Z	Observed(Å)	Ideal(Å)
34	BA	427	G	N9-C8	-5.53	1.33	1.37
34	BA	476	U	C3'-C2'	-5.53	1.46	1.52
34	BA	620	C	O3'-P	-5.53	1.54	1.61
34	BA	733	G	C3'-C2'	-5.53	1.46	1.52
34	BA	965	A	N3-C4	-5.53	1.31	1.34
34	BA	1139	G	P-O5'	-5.53	1.54	1.59
35	BB	48	G	O3'-P	-5.53	1.54	1.61
35	BB	437	U	C3'-C2'	-5.53	1.46	1.52
35	BB	438	G	C2-N2	-5.53	1.29	1.34
35	BB	1013	U	P-O5'	-5.53	1.54	1.59
35	BB	1341	U	C4'-C3'	-5.53	1.47	1.52
36	BC	15	G	C5-C4	-5.53	1.34	1.38
37	BD	52	U	O3'-P	-5.53	1.54	1.61
40	BG	105	A	C6-N6	-5.53	1.29	1.33
68	Bi	27	PRO	CA-C	-5.53	1.41	1.52
85	AA	20	G	N9-C8	-5.53	1.33	1.37
85	AA	110	U	C2'-C1'	-5.53	1.47	1.53
85	AA	455	G	C3'-C2'	-5.53	1.46	1.52
85	AA	867	G	N1-C2	-5.53	1.33	1.37
85	AA	1291	A	O3'-P	-5.53	1.54	1.61
85	AA	1515	A	C5'-C4'	-5.53	1.44	1.51
34	BA	288	U	C1'-N1	-5.53	1.39	1.46
34	BA	498	A	O4'-C1'	-5.53	1.34	1.41
34	BA	905	A	C1'-N9	-5.53	1.39	1.46
34	BA	1046	G	C8-N7	-5.53	1.27	1.30
34	BA	1046	G	N9-C4	-5.53	1.33	1.38
34	BA	1156	U	O4'-C1'	-5.53	1.34	1.41
34	BA	1468	U	C3'-C2'	-5.53	1.46	1.52
34	BA	1519	G	N9-C8	-5.53	1.33	1.37
35	BB	590	G	P-O5'	-5.53	1.54	1.59
35	BB	634	A	C8-N7	-5.53	1.27	1.31
35	BB	1431	G	C2-N2	-5.53	1.29	1.34
36	BC	104	A	N7-C5	-5.53	1.35	1.39
37	BD	3	G	C2-N2	-5.53	1.29	1.34
85	AA	393	C	C2-N3	-5.53	1.31	1.35
85	AA	689	U	C2-N3	-5.53	1.33	1.37
85	AA	1012	C	O3'-P	-5.53	1.54	1.61
85	AA	1546	G	C6-N1	-5.53	1.35	1.39
85	AA	1942	U	P-O5'	-5.53	1.54	1.59
85	AA	2201	A	P-O5'	-5.53	1.54	1.59
34	BA	713	C	N1-C6	-5.52	1.33	1.37
34	BA	1308	C	P-O5'	-5.52	1.54	1.59

Continued on next page...

Continued from previous page...

Mol	Chain	Res	Type	Atoms	Z	Observed(Å)	Ideal(Å)
36	BC	152	C	C2-N3	-5.52	1.31	1.35
37	BD	100	A	C1'-N9	-5.52	1.39	1.46
44	BK	85	PHE	N-CA	-5.52	1.35	1.46
85	AA	252	G	N7-C5	-5.52	1.35	1.39
85	AA	308	U	C4'-C3'	-5.52	1.47	1.52
85	AA	1666	U	C3'-C2'	-5.52	1.46	1.52
15	AG	136	PRO	C-N	-5.52	1.23	1.34
34	BA	195	G	N1-C2	-5.52	1.33	1.37
34	BA	668	G	C6-N1	-5.52	1.35	1.39
34	BA	733	G	C1'-N9	-5.52	1.39	1.46
34	BA	1097	G	C1'-N9	-5.52	1.39	1.46
34	BA	1130	U	C2'-C1'	-5.52	1.47	1.53
34	BA	1179	U	C4'-C3'	-5.52	1.47	1.52
34	BA	1738	G	C3'-C2'	-5.52	1.46	1.52
35	BB	381	C	C2-N3	-5.52	1.31	1.35
36	BC	25	C	C4'-C3'	-5.52	1.47	1.52
36	BC	28	C	P-O5'	-5.52	1.54	1.59
36	BC	33	U	C2'-C1'	-5.52	1.47	1.53
36	BC	125	A	N9-C8	-5.52	1.33	1.37
38	BE	6	A	C5'-C4'	-5.52	1.44	1.51
38	BE	114	G	O4'-C1'	-5.52	1.34	1.41
40	BG	90	G	C2-N2	-5.52	1.29	1.34
85	AA	68	A	N9-C4	-5.52	1.34	1.37
85	AA	463	G	O3'-P	-5.52	1.54	1.61
85	AA	500	C	C4'-O4'	-5.52	1.38	1.45
85	AA	1163	G	N7-C5	-5.52	1.35	1.39
85	AA	1200	A	N3-C4	-5.52	1.31	1.34
85	AA	1497	U	C1'-N1	-5.52	1.39	1.46
85	AA	1531	G	C1'-N9	-5.52	1.39	1.46
85	AA	1923	A	C4'-C3'	-5.52	1.47	1.52
2	A1	96	PHE	CB-CG	-5.52	1.42	1.51
34	BA	962	U	N3-C4	-5.52	1.33	1.38
35	BB	362	A	N9-C4	-5.52	1.34	1.37
35	BB	365	U	N3-C4	-5.52	1.33	1.38
35	BB	1227	G	C4'-O4'	-5.52	1.38	1.45
35	BB	1508	G	N7-C5	-5.52	1.35	1.39
38	BE	53	U	P-O5'	-5.52	1.54	1.59
34	BA	321	G	C2'-C1'	-5.52	1.47	1.53
34	BA	330	A	N9-C8	-5.52	1.33	1.37
34	BA	400	A	C5-C4	-5.52	1.34	1.38
34	BA	408	U	C2-N3	-5.52	1.33	1.37
35	BB	426	A	C1'-N9	-5.52	1.39	1.46

Continued on next page...

Continued from previous page...

Mol	Chain	Res	Type	Atoms	Z	Observed(Å)	Ideal(Å)
36	BC	121	G	C6-N1	-5.52	1.35	1.39
36	BC	164	G	C4'-C3'	-5.52	1.47	1.52
38	BE	49	A	C5-C6	-5.52	1.36	1.41
40	BG	171	A	C6-N6	-5.52	1.29	1.33
85	AA	342	C	C4'-C3'	-5.52	1.47	1.52
85	AA	413	G	N9-C4	-5.52	1.33	1.38
85	AA	1476	C	C3'-C2'	-5.52	1.46	1.52
85	AA	1505	G	C6-N1	-5.52	1.35	1.39
85	AA	1622	G	N7-C5	-5.52	1.35	1.39
85	AA	1843	A	C1'-N9	-5.52	1.39	1.46
85	AA	2169	C	C3'-C2'	-5.52	1.46	1.52
34	BA	36	A	O4'-C1'	-5.52	1.34	1.41
34	BA	1098	G	C5-C4	-5.52	1.34	1.38
34	BA	1816	G	N1-C2	-5.52	1.33	1.37
34	BA	1833	G	O3'-P	-5.52	1.54	1.61
35	BB	1054	G	C2'-C1'	-5.52	1.47	1.53
35	BB	1431	G	O4'-C1'	-5.52	1.34	1.41
36	BC	110	A	C1'-N9	-5.52	1.39	1.46
36	BC	117	A	N3-C4	-5.52	1.31	1.34
37	BD	26	C	C2'-C1'	-5.52	1.47	1.53
37	BD	55	A	N9-C4	-5.52	1.34	1.37
37	BD	98	G	C5-C6	-5.52	1.36	1.42
38	BE	8	G	C5-C4	-5.52	1.34	1.38
74	B _o	22	PRO	CA-C	-5.52	1.41	1.52
85	AA	598	C	C2'-C1'	-5.52	1.47	1.53
85	AA	624	A	N3-C4	-5.52	1.31	1.34
85	AA	979	U	O3'-P	-5.52	1.54	1.61
85	AA	1597	C	P-O5'	-5.52	1.54	1.59
85	AA	2165	C	C2'-C1'	-5.52	1.47	1.53
34	BA	415	C	O3'-P	-5.52	1.54	1.61
34	BA	714	G	C5-C6	-5.52	1.36	1.42
35	BB	40	C	C3'-C2'	-5.52	1.46	1.52
35	BB	84	G	N1-C2	-5.52	1.33	1.37
35	BB	411	A	C2'-C1'	-5.52	1.47	1.53
35	BB	1195	A	N3-C4	-5.52	1.31	1.34
35	BB	1360	A	C2'-C1'	-5.52	1.47	1.53
36	BC	93	C	C2-N3	-5.52	1.31	1.35
37	BD	92	G	N7-C5	-5.52	1.35	1.39
40	BG	160	C	C2-N3	-5.52	1.31	1.35
41	BH	54	U	O3'-P	-5.52	1.54	1.61
69	B _j	80	GLY	CA-C	-5.52	1.43	1.51
71	B _l	119	SER	CA-CB	5.52	1.61	1.52

Continued on next page...

Continued from previous page...

Mol	Chain	Res	Type	Atoms	Z	Observed(Å)	Ideal(Å)
85	AA	353	G	C5-C4	-5.52	1.34	1.38
85	AA	377	U	C2-N3	-5.52	1.33	1.37
85	AA	481	A	O3'-P	-5.52	1.54	1.61
85	AA	565	G	P-O5'	-5.52	1.54	1.59
85	AA	608	A	O4'-C1'	-5.52	1.34	1.41
85	AA	668	A	O4'-C1'	-5.52	1.34	1.41
34	BA	246	G	N1-C2	-5.51	1.33	1.37
34	BA	1466	U	C1'-N1	-5.51	1.39	1.46
34	BA	1637	G	C2-N2	-5.51	1.29	1.34
34	BA	1691	G	N1-C2	-5.51	1.33	1.37
35	BB	108	G	C1'-N9	-5.51	1.39	1.46
35	BB	619	A	C4'-C3'	-5.51	1.47	1.52
35	BB	787	A	O4'-C1'	-5.51	1.34	1.41
35	BB	1422	G	P-O5'	-5.51	1.54	1.59
36	BC	110	A	N9-C4	-5.51	1.34	1.37
37	BD	79	G	N9-C8	-5.51	1.33	1.37
40	BG	29	U	O3'-P	-5.51	1.54	1.61
40	BG	111	C	C4-N4	-5.51	1.28	1.33
85	AA	55	A	O3'-P	-5.51	1.54	1.61
85	AA	64	A	C3'-O3'	5.51	1.49	1.42
85	AA	106	G	N7-C5	-5.51	1.35	1.39
85	AA	125	A	C4'-C3'	-5.51	1.47	1.52
85	AA	941	C	C2-N3	-5.51	1.31	1.35
34	BA	22	C	O3'-P	-5.51	1.54	1.61
34	BA	144	C	C2-N3	-5.51	1.31	1.35
34	BA	1106	A	C4'-O4'	-5.51	1.38	1.45
35	BB	550	G	O4'-C1'	-5.51	1.34	1.41
35	BB	644	A	O4'-C1'	-5.51	1.34	1.41
36	BC	11	G	N9-C8	-5.51	1.33	1.37
37	BD	60	C	C4'-C3'	-5.51	1.47	1.52
85	AA	463	G	C8-N7	-5.51	1.27	1.30
85	AA	528	U	O4'-C1'	-5.51	1.34	1.41
85	AA	961	U	C2'-C1'	-5.51	1.47	1.53
85	AA	2120	C	O3'-P	-5.51	1.54	1.61
34	BA	432	A	N7-C5	-5.51	1.35	1.39
34	BA	844	U	C2'-C1'	-5.51	1.47	1.53
34	BA	963	G	N7-C5	-5.51	1.35	1.39
34	BA	1598	U	C4'-O4'	-5.51	1.38	1.45
35	BB	1521	G	C2-N2	-5.51	1.29	1.34
38	BE	9	C	N3-C4	-5.51	1.30	1.33
40	BG	49	A	P-O5'	-5.51	1.54	1.59
40	BG	101	G	N1-C2	-5.51	1.33	1.37

Continued on next page...

Continued from previous page...

Mol	Chain	Res	Type	Atoms	Z	Observed(Å)	Ideal(Å)
85	AA	17	C	C4'-C3'	-5.51	1.47	1.52
85	AA	526	G	C6-N1	-5.51	1.35	1.39
85	AA	959	C	C2-N3	-5.51	1.31	1.35
85	AA	1580	A	P-O5'	-5.51	1.54	1.59
85	AA	1691	U	C2'-C1'	-5.51	1.47	1.53
34	BA	25	C	C2'-C1'	-5.51	1.47	1.53
34	BA	475	A	O3'-P	-5.51	1.54	1.61
34	BA	681	G	C6-N1	-5.51	1.35	1.39
34	BA	796	G	C3'-C2'	-5.51	1.46	1.52
34	BA	1534	U	P-O5'	-5.51	1.54	1.59
34	BA	1680	G	P-O5'	-5.51	1.54	1.59
35	BB	607	G	O3'-P	-5.51	1.54	1.61
35	BB	1017	U	C3'-C2'	-5.51	1.46	1.52
35	BB	1071	G	C2-N2	-5.51	1.29	1.34
35	BB	1320	U	C4'-O4'	-5.51	1.38	1.45
41	BH	14	C	C3'-C2'	-5.51	1.46	1.52
85	AA	397	G	C5'-C4'	-5.51	1.44	1.51
85	AA	1122	U	C2-N3	-5.51	1.33	1.37
85	AA	1294	U	C1'-N1	-5.51	1.39	1.46
85	AA	1460	G	C6-N1	-5.51	1.35	1.39
85	AA	1769	A	P-O5'	-5.51	1.54	1.59
85	AA	2210	C	O3'-P	-5.51	1.54	1.61
34	BA	202	A	C5'-C4'	-5.51	1.44	1.51
34	BA	633	G	P-O5'	-5.51	1.54	1.59
34	BA	707	C	C2-N3	-5.51	1.31	1.35
34	BA	1049	G	C5-C6	-5.51	1.36	1.42
34	BA	1319	A	O3'-P	-5.51	1.54	1.61
34	BA	1341	A	N3-C4	-5.51	1.31	1.34
34	BA	1632	G	O3'-P	-5.51	1.54	1.61
85	AA	799	G	N9-C4	-5.51	1.33	1.38
85	AA	1187	G	C1'-N9	-5.51	1.39	1.46
85	AA	1295	G	C2-N2	-5.51	1.29	1.34
85	AA	1844	A	C5-C4	-5.51	1.34	1.38
2	A1	190	GLY	N-CA	-5.51	1.37	1.46
34	BA	463	A	O4'-C1'	-5.51	1.34	1.41
34	BA	726	G	C5-C4	-5.51	1.34	1.38
34	BA	792	A	N3-C4	-5.51	1.31	1.34
34	BA	805	A	N9-C4	-5.51	1.34	1.37
34	BA	1215	U	C2'-C1'	-5.51	1.47	1.53
34	BA	1311	G	N9-C4	-5.51	1.33	1.38
35	BB	489	A	C2'-C1'	-5.51	1.47	1.53
35	BB	826	G	C1'-N9	-5.51	1.39	1.46

Continued on next page...

Continued from previous page...

Mol	Chain	Res	Type	Atoms	Z	Observed(Å)	Ideal(Å)
40	BG	53	C	C2-N3	-5.51	1.31	1.35
40	BG	58	G	N9-C8	-5.51	1.33	1.37
85	AA	361	U	C5'-C4'	5.51	1.57	1.51
85	AA	645	C	C1'-N1	-5.51	1.39	1.46
85	AA	931	G	C3'-C2'	-5.51	1.46	1.52
85	AA	1517	G	C5-C4	-5.51	1.34	1.38
85	AA	1548	A	C3'-C2'	-5.51	1.46	1.52
85	AA	2115	G	N9-C4	-5.51	1.33	1.38
34	BA	543	A	N3-C4	-5.50	1.31	1.34
34	BA	809	U	N1-C2	-5.50	1.33	1.38
35	BB	370	A	C3'-C2'	-5.50	1.46	1.52
35	BB	1174	C	C1'-N1	-5.50	1.39	1.46
35	BB	1346	A	C5-C4	-5.50	1.34	1.38
38	BE	188	C	N1-C6	-5.50	1.33	1.37
85	AA	1622	G	N1-C2	-5.50	1.33	1.37
85	AA	2008	G	N1-C2	-5.50	1.33	1.37
34	BA	263	G	C1'-N9	-5.50	1.39	1.46
34	BA	475	A	O4'-C1'	-5.50	1.34	1.41
34	BA	611	A	C6-N1	-5.50	1.31	1.35
34	BA	670	U	C1'-N1	-5.50	1.39	1.46
34	BA	1246	G	C1'-N9	-5.50	1.39	1.46
35	BB	91	G	N9-C4	-5.50	1.33	1.38
35	BB	116	G	N1-C2	-5.50	1.33	1.37
35	BB	357	C	O3'-P	-5.50	1.54	1.61
35	BB	486	G	N9-C4	-5.50	1.33	1.38
35	BB	651	G	N1-C2	-5.50	1.33	1.37
35	BB	905	C	P-O5'	-5.50	1.54	1.59
35	BB	1322	A	N3-C4	-5.50	1.31	1.34
35	BB	1399	A	N3-C4	-5.50	1.31	1.34
35	BB	1530	U	O4'-C1'	-5.50	1.34	1.41
85	AA	351	C	O3'-P	-5.50	1.54	1.61
85	AA	816	A	C4'-O4'	5.50	1.52	1.45
85	AA	996	A	C1'-N9	-5.50	1.39	1.46
85	AA	1585	A	C3'-C2'	-5.50	1.46	1.52
85	AA	1988	A	N3-C4	-5.50	1.31	1.34
34	BA	324	C	C1'-N1	-5.50	1.39	1.46
34	BA	473	A	C3'-C2'	-5.50	1.46	1.52
34	BA	498	A	C6-N6	-5.50	1.29	1.33
34	BA	1193	A	N9-C8	-5.50	1.33	1.37
34	BA	1324	G	C5-C6	-5.50	1.36	1.42
35	BB	33	A	C5-C6	-5.50	1.36	1.41
35	BB	1334	C	C1'-N1	-5.50	1.39	1.46

Continued on next page...

Continued from previous page...

Mol	Chain	Res	Type	Atoms	Z	Observed(Å)	Ideal(Å)
40	BG	166	C	N3-C4	-5.50	1.30	1.33
41	BH	121	A	C8-N7	-5.50	1.27	1.31
85	AA	1105	G	N7-C5	-5.50	1.35	1.39
85	AA	1422	A	O3'-P	-5.50	1.54	1.61
85	AA	1812	C	C3'-C2'	-5.50	1.46	1.52
85	AA	2089	G	C5'-C4'	5.50	1.57	1.51
34	BA	350	C	C2'-C1'	-5.50	1.47	1.53
34	BA	739	A	P-O5'	-5.50	1.54	1.59
34	BA	1623	U	O3'-P	-5.50	1.54	1.61
35	BB	1476	C	C1'-N1	-5.50	1.39	1.46
85	AA	373	G	N1-C2	-5.50	1.33	1.37
85	AA	453	G	C6-N1	-5.50	1.35	1.39
85	AA	454	G	N9-C4	-5.50	1.33	1.38
85	AA	687	G	C6-O6	-5.50	1.19	1.24
34	BA	148	G	P-O5'	-5.50	1.54	1.59
34	BA	257	G	N7-C5	-5.50	1.35	1.39
34	BA	337	C	C4-N4	-5.50	1.29	1.33
34	BA	522	C	N1-C6	-5.50	1.33	1.37
34	BA	921	G	N1-C2	-5.50	1.33	1.37
34	BA	1565	U	P-O5'	-5.50	1.54	1.59
34	BA	1594	G	C1'-N9	-5.50	1.39	1.46
34	BA	1610	A	C4'-C3'	-5.50	1.47	1.52
34	BA	1669	C	O3'-P	-5.50	1.54	1.61
35	BB	550	G	C1'-N9	-5.50	1.39	1.46
36	BC	126	G	O3'-P	-5.50	1.54	1.61
68	Bi	58	TYR	CB-CG	-5.50	1.43	1.51
75	Bp	27	HIS	CB-CG	-5.50	1.40	1.50
85	AA	308	U	C1'-N1	-5.50	1.39	1.46
85	AA	630	A	C1'-N9	-5.50	1.39	1.46
85	AA	684	G	O3'-P	-5.50	1.54	1.61
85	AA	1695	G	C2-N2	-5.50	1.29	1.34
34	BA	426	A	N3-C4	-5.50	1.31	1.34
34	BA	454	G	N1-C2	-5.50	1.33	1.37
34	BA	454	G	N7-C5	-5.50	1.35	1.39
34	BA	694	G	O3'-P	-5.50	1.54	1.61
34	BA	994	G	N3-C4	-5.50	1.31	1.35
34	BA	1015	G	N7-C5	-5.50	1.35	1.39
34	BA	1052	G	N7-C5	-5.50	1.35	1.39
34	BA	1117	G	C2-N2	-5.50	1.29	1.34
34	BA	1419	A	N7-C5	-5.50	1.35	1.39
34	BA	1538	G	P-O5'	-5.50	1.54	1.59
35	BB	1108	G	N9-C4	5.50	1.42	1.38

Continued on next page...

Continued from previous page...

Mol	Chain	Res	Type	Atoms	Z	Observed(Å)	Ideal(Å)
35	BB	1147	G	N3-C4	-5.50	1.31	1.35
35	BB	1512	C	C4-C5	-5.50	1.38	1.43
36	BC	91	G	C2-N2	-5.50	1.29	1.34
37	BD	3	G	C2'-C1'	-5.50	1.47	1.53
42	BI	29	LEU	CA-C	-5.50	1.38	1.52
80	Bu	194	ASP	N-CA	-5.50	1.35	1.46
85	AA	475	A	N3-C4	-5.50	1.31	1.34
85	AA	487	G	C1'-N9	-5.50	1.39	1.46
85	AA	602	U	O3'-P	-5.50	1.54	1.61
34	BA	777	C	C2-N3	-5.50	1.31	1.35
34	BA	1094	U	N1-C6	-5.50	1.33	1.38
34	BA	1270	G	C5-C4	-5.50	1.34	1.38
34	BA	1338	G	C1'-N9	-5.50	1.39	1.46
35	BB	1238	A	C1'-N9	-5.50	1.39	1.46
35	BB	1435	G	N1-C2	-5.50	1.33	1.37
37	BD	107	G	P-O5'	-5.50	1.54	1.59
41	BH	4	U	C4'-O4'	-5.50	1.38	1.45
85	AA	245	A	P-O5'	-5.50	1.54	1.59
86	AB	70	G	C6-N1	-5.50	1.35	1.39
34	BA	4	A	C8-N7	-5.49	1.27	1.31
34	BA	819	G	C2-N2	-5.49	1.29	1.34
34	BA	1516	G	C5-C4	-5.49	1.34	1.38
35	BB	126	C	O3'-P	-5.49	1.54	1.61
35	BB	555	G	C6-N1	-5.49	1.35	1.39
35	BB	745	C	C4'-C3'	-5.49	1.47	1.52
35	BB	960	C	C2'-C1'	-5.49	1.47	1.53
35	BB	1103	A	C2'-C1'	-5.49	1.47	1.53
35	BB	1189	C	C4'-C3'	-5.49	1.47	1.52
36	BC	74	U	N1-C2	-5.49	1.33	1.38
85	AA	577	U	N3-C4	-5.49	1.33	1.38
85	AA	650	G	C3'-C2'	-5.49	1.46	1.52
85	AA	1132	A	C2'-C1'	-5.49	1.47	1.53
85	AA	1170	C	C4'-C3'	-5.49	1.47	1.52
85	AA	2048	C	P-O5'	-5.49	1.54	1.59
34	BA	410	G	C6-N1	-5.49	1.35	1.39
35	BB	566	A	N3-C4	-5.49	1.31	1.34
35	BB	1391	G	C2'-C1'	-5.49	1.47	1.53
35	BB	1426	G	C1'-N9	-5.49	1.39	1.46
39	BF	38	C	N1-C6	-5.49	1.33	1.37
85	AA	443	A	C4'-O4'	-5.49	1.38	1.45
85	AA	1097	G	C2'-C1'	-5.49	1.47	1.53
85	AA	1126	G	C2'-C1'	-5.49	1.47	1.53

Continued on next page...

Continued from previous page...

Mol	Chain	Res	Type	Atoms	Z	Observed(Å)	Ideal(Å)
85	AA	2193	A	C1'-N9	-5.49	1.39	1.46
35	BB	633	C	C4-N4	-5.49	1.29	1.33
41	BH	129	G	C6-N1	-5.49	1.35	1.39
74	Bo	56	ARG	CD-NE	5.49	1.55	1.46
85	AA	583	U	C2'-C1'	-5.49	1.47	1.53
85	AA	632	U	O3'-P	-5.49	1.54	1.61
85	AA	650	G	O3'-P	-5.49	1.54	1.61
85	AA	1528	A	O3'-P	-5.49	1.54	1.61
85	AA	1619	A	N7-C5	-5.49	1.35	1.39
85	AA	1659	C	C2'-C1'	-5.49	1.47	1.53
85	AA	2105	G	N3-C4	-5.49	1.31	1.35
34	BA	51	C	P-O5'	-5.49	1.54	1.59
34	BA	219	U	C4'-C3'	-5.49	1.47	1.52
34	BA	371	U	C4'-C3'	-5.49	1.47	1.52
34	BA	504	A	C4'-C3'	-5.49	1.47	1.52
34	BA	730	C	C2-N3	-5.49	1.31	1.35
34	BA	1428	G	N9-C4	-5.49	1.33	1.38
35	BB	72	G	N7-C5	-5.49	1.35	1.39
35	BB	118	A	C8-N7	-5.49	1.27	1.31
35	BB	491	A	C5-C6	-5.49	1.36	1.41
35	BB	852	G	N9-C4	5.49	1.42	1.38
35	BB	1278	A	C2'-C1'	-5.49	1.47	1.53
36	BC	131	C	P-O5'	-5.49	1.54	1.59
39	BF	1	C	O3'-P	-5.49	1.54	1.61
41	BH	17	A	C1'-N9	-5.49	1.39	1.46
85	AA	33	U	O3'-P	-5.49	1.54	1.61
85	AA	291	G	C1'-N9	-5.49	1.39	1.46
85	AA	679	A	N7-C5	-5.49	1.35	1.39
85	AA	1539	A	N3-C4	-5.49	1.31	1.34
85	AA	2174	G	C5'-C4'	-5.49	1.44	1.51
85	AA	2199	G	N1-C2	-5.49	1.33	1.37
34	BA	1474	G	C2-N2	-5.49	1.29	1.34
35	BB	494	C	O3'-P	-5.49	1.54	1.61
35	BB	1212	C	N3-C4	-5.49	1.30	1.33
36	BC	95	A	C4'-O4'	-5.49	1.38	1.45
85	AA	1084	A	P-O5'	-5.49	1.54	1.59
85	AA	1175	A	P-O5'	-5.49	1.54	1.59
34	BA	59	A	C2'-C1'	-5.49	1.47	1.53
34	BA	811	C	C2-N3	-5.49	1.31	1.35
34	BA	821	G	C5-C4	-5.49	1.34	1.38
34	BA	1502	G	N1-C2	-5.49	1.33	1.37
34	BA	1659	G	C3'-C2'	-5.49	1.46	1.52

Continued on next page...

Continued from previous page...

Mol	Chain	Res	Type	Atoms	Z	Observed(Å)	Ideal(Å)
35	BB	47	C	C3'-C2'	-5.49	1.46	1.52
35	BB	647	U	C2'-C1'	-5.49	1.47	1.53
35	BB	667	G	N3-C4	-5.49	1.31	1.35
35	BB	824	C	C3'-C2'	-5.49	1.46	1.52
35	BB	975	G	C3'-C2'	-5.49	1.46	1.52
38	BE	162	U	C2'-C1'	-5.49	1.47	1.53
40	BG	161	C	P-O5'	-5.49	1.54	1.59
41	BH	66	G	O3'-P	-5.49	1.54	1.61
41	BH	107	A	P-O5'	-5.49	1.54	1.59
85	AA	607	U	P-O5'	-5.49	1.54	1.59
85	AA	681	G	N3-C4	-5.49	1.31	1.35
85	AA	1351	U	P-O5'	-5.49	1.54	1.59
85	AA	1668	G	O3'-P	-5.49	1.54	1.61
85	AA	1906	C	P-O5'	-5.49	1.54	1.59
85	AA	2202	G	C1'-N9	-5.49	1.39	1.46
34	BA	405	C	O3'-P	-5.48	1.54	1.61
34	BA	1530	G	N7-C5	-5.48	1.35	1.39
35	BB	53	C	C4'-O4'	-5.48	1.38	1.45
35	BB	400	C	C3'-C2'	-5.48	1.46	1.52
35	BB	1129	C	C2-N3	-5.48	1.31	1.35
38	BE	189	A	C5-C4	-5.48	1.34	1.38
85	AA	965	G	O4'-C1'	-5.48	1.34	1.41
85	AA	1177	G	P-O5'	-5.48	1.54	1.59
85	AA	1676	G	C2-N3	-5.48	1.28	1.32
85	AA	2016	A	C5'-C4'	5.48	1.57	1.51
85	AA	2146	G	N1-C2	-5.48	1.33	1.37
34	BA	183	G	C6-N1	-5.48	1.35	1.39
34	BA	203	U	C3'-C2'	-5.48	1.46	1.52
34	BA	251	U	C4'-C3'	-5.48	1.47	1.52
34	BA	803	U	O4'-C1'	-5.48	1.34	1.41
34	BA	1274	A	C5-C4	-5.48	1.34	1.38
34	BA	1586	U	C2'-C1'	-5.48	1.47	1.53
35	BB	73	G	O3'-P	-5.48	1.54	1.61
35	BB	1295	A	O3'-P	-5.48	1.54	1.61
35	BB	1346	A	N3-C4	-5.48	1.31	1.34
38	BE	54	U	P-O5'	-5.48	1.54	1.59
40	BG	42	A	C2'-C1'	-5.48	1.47	1.53
40	BG	95	U	C5'-C4'	-5.48	1.44	1.51
85	AA	971	U	N3-C4	-5.48	1.33	1.38
85	AA	1487	G	C6-N1	-5.48	1.35	1.39
85	AA	1559	U	C2'-C1'	-5.48	1.47	1.53
85	AA	1697	C	C4'-C3'	-5.48	1.47	1.52

Continued on next page...

Continued from previous page...

Mol	Chain	Res	Type	Atoms	Z	Observed(Å)	Ideal(Å)
85	AA	1840	C	O3'-P	-5.48	1.54	1.61
85	AA	1894	G	C5-C6	-5.48	1.36	1.42
34	BA	180	G	C2-N3	5.48	1.37	1.32
34	BA	479	U	C2'-C1'	-5.48	1.47	1.53
34	BA	1033	G	P-O5'	-5.48	1.54	1.59
35	BB	359	A	C4'-C3'	-5.48	1.47	1.52
35	BB	517	G	C1'-N9	-5.48	1.39	1.46
35	BB	564	U	C2'-C1'	-5.48	1.47	1.53
35	BB	795	A	C6-N1	-5.48	1.31	1.35
35	BB	850	U	O3'-P	-5.48	1.54	1.61
35	BB	1238	A	C3'-C2'	-5.48	1.46	1.52
35	BB	1440	A	C6-N6	-5.48	1.29	1.33
36	BC	62	A	N7-C5	-5.48	1.35	1.39
38	BE	8	G	C2-N2	-5.48	1.29	1.34
41	BH	129	G	C2-N2	-5.48	1.29	1.34
85	AA	121	C	C4'-C3'	5.48	1.59	1.53
85	AA	530	A	N9-C4	5.48	1.41	1.37
85	AA	1697	C	C3'-C2'	-5.48	1.46	1.52
34	BA	50	G	P-O5'	-5.48	1.54	1.59
34	BA	1362	A	N9-C4	-5.48	1.34	1.37
34	BA	1453	U	C2'-C1'	-5.48	1.47	1.53
35	BB	607	G	C5-C4	-5.48	1.34	1.38
35	BB	650	A	C1'-N9	-5.48	1.39	1.46
35	BB	1057	G	C5'-C4'	-5.48	1.44	1.51
35	BB	1316	U	N3-C4	-5.48	1.33	1.38
36	BC	72	A	P-O5'	-5.48	1.54	1.59
37	BD	28	C	P-O5'	-5.48	1.54	1.59
37	BD	86	A	O4'-C1'	-5.48	1.34	1.41
40	BG	150	A	N9-C4	-5.48	1.34	1.37
85	AA	1808	G	C8-N7	-5.48	1.27	1.30
85	AA	2076	C	O4'-C1'	-5.48	1.34	1.41
34	BA	142	A	C4'-C3'	-5.48	1.47	1.52
34	BA	272	A	C2'-C1'	-5.48	1.47	1.53
34	BA	342	U	C2-N3	-5.48	1.33	1.37
34	BA	768	G	C6-N1	-5.48	1.35	1.39
34	BA	846	U	C2'-C1'	-5.48	1.47	1.53
34	BA	892	C	C4'-O4'	-5.48	1.38	1.45
34	BA	1020	A	O3'-P	-5.48	1.54	1.61
34	BA	1242	A	C3'-C2'	-5.48	1.46	1.52
34	BA	1443	U	N3-C4	-5.48	1.33	1.38
35	BB	751	A	O3'-P	-5.48	1.54	1.61
35	BB	1306	G	O3'-P	-5.48	1.54	1.61

Continued on next page...

Continued from previous page...

Mol	Chain	Res	Type	Atoms	Z	Observed(Å)	Ideal(Å)
35	BB	1534	U	C4'-O4'	-5.48	1.38	1.45
36	BC	76	C	C3'-C2'	-5.48	1.46	1.52
38	BE	10	G	N7-C5	-5.48	1.35	1.39
39	BF	28	C	C2'-C1'	-5.48	1.47	1.53
85	AA	145	C	P-O5'	-5.48	1.54	1.59
85	AA	589	A	C4'-C3'	5.48	1.59	1.53
85	AA	936	C	C2'-C1'	-5.48	1.47	1.53
85	AA	978	U	C1'-N1	-5.48	1.39	1.46
85	AA	1472	G	C2'-C1'	-5.48	1.47	1.53
85	AA	1572	C	O3'-P	-5.48	1.54	1.61
85	AA	1576	G	N9-C4	-5.48	1.33	1.38
85	AA	1625	C	P-O5'	-5.48	1.54	1.59
34	BA	11	U	C5'-C4'	-5.48	1.44	1.51
34	BA	1174	A	C2'-C1'	-5.48	1.47	1.53
34	BA	1271	C	C2-N3	-5.48	1.31	1.35
34	BA	1285	G	N9-C4	-5.48	1.33	1.38
34	BA	1723	U	C4'-O4'	5.48	1.52	1.45
35	BB	10	C	O3'-P	-5.48	1.54	1.61
35	BB	1153	G	C2'-C1'	-5.48	1.47	1.53
35	BB	1468	A	N9-C4	-5.48	1.34	1.37
36	BC	29	C	P-O5'	-5.48	1.54	1.59
36	BC	36	G	C5-C4	-5.48	1.34	1.38
39	BF	22	U	N1-C2	5.48	1.43	1.38
85	AA	486	G	C6-N1	5.48	1.43	1.39
85	AA	616	A	C1'-N9	-5.48	1.39	1.46
85	AA	1503	G	C3'-C2'	-5.48	1.46	1.52
85	AA	1624	U	C2-N3	-5.48	1.33	1.37
34	BA	65	A	O3'-P	-5.47	1.54	1.61
34	BA	760	G	C5-C4	-5.47	1.34	1.38
34	BA	996	U	C2'-C1'	-5.47	1.47	1.53
34	BA	1604	A	O4'-C1'	-5.47	1.34	1.41
35	BB	764	C	O3'-P	-5.47	1.54	1.61
35	BB	1094	A	C5'-C4'	-5.47	1.44	1.51
35	BB	1181	A	N9-C8	-5.47	1.33	1.37
35	BB	1303	A	N1-C2	-5.47	1.29	1.34
35	BB	1435	G	C2'-C1'	-5.47	1.47	1.53
36	BC	53	A	C5-C4	-5.47	1.34	1.38
41	BH	22	A	C5-C4	-5.47	1.34	1.38
85	AA	251	A	N7-C5	-5.47	1.35	1.39
85	AA	862	U	N1-C2	5.47	1.43	1.38
85	AA	874	A	C1'-N9	-5.47	1.39	1.46
85	AA	1300	A	C2'-C1'	-5.47	1.47	1.53

Continued on next page...

Continued from previous page...

Mol	Chain	Res	Type	Atoms	Z	Observed(Å)	Ideal(Å)
85	AA	1712	A	O3'-P	-5.47	1.54	1.61
34	BA	27	G	C2'-C1'	-5.47	1.47	1.53
34	BA	517	A	O5'-C5'	-5.47	1.34	1.42
34	BA	825	G	C1'-N9	-5.47	1.39	1.46
35	BB	535	U	C2'-C1'	-5.47	1.47	1.53
35	BB	1191	G	C5-C4	-5.47	1.34	1.38
35	BB	1284	U	C4'-C3'	-5.47	1.47	1.52
35	BB	1449	G	C2-N3	-5.47	1.28	1.32
35	BB	1491	G	C2-N2	-5.47	1.29	1.34
36	BC	117	A	C8-N7	-5.47	1.27	1.31
39	BF	4	A	O3'-P	-5.47	1.54	1.61
40	BG	169	A	C2'-C1'	-5.47	1.47	1.53
85	AA	202	U	O3'-P	-5.47	1.54	1.61
85	AA	1509	A	O3'-P	-5.47	1.54	1.61
85	AA	1547	G	O3'-P	-5.47	1.54	1.61
85	AA	2168	C	O3'-P	-5.47	1.54	1.61
34	BA	413	A	P-O5'	-5.47	1.54	1.59
34	BA	738	C	C2'-C1'	-5.47	1.47	1.53
85	AA	130	G	N7-C5	-5.47	1.35	1.39
85	AA	368	C	C4'-C3'	5.47	1.59	1.53
85	AA	985	G	O3'-P	-5.47	1.54	1.61
85	AA	2218	G	C2'-C1'	-5.47	1.47	1.53
34	BA	174	A	C3'-O3'	-5.47	1.34	1.42
34	BA	255	G	N9-C8	-5.47	1.34	1.37
34	BA	309	U	C2'-C1'	-5.47	1.47	1.53
34	BA	857	C	C4'-O4'	-5.47	1.38	1.45
34	BA	1006	G	C2'-C1'	-5.47	1.47	1.53
34	BA	1623	U	C4'-O4'	-5.47	1.38	1.45
35	BB	1189	C	C4-N4	-5.47	1.29	1.33
38	BE	138	U	C4'-C3'	-5.47	1.47	1.52
39	BF	4	A	C8-N7	-5.47	1.27	1.31
40	BG	2	U	N1-C2	-5.47	1.33	1.38
40	BG	56	G	C8-N7	-5.47	1.27	1.30
40	BG	129	G	N1-C2	-5.47	1.33	1.37
85	AA	53	G	C3'-C2'	-5.47	1.46	1.52
85	AA	116	G	P-O5'	-5.47	1.54	1.59
85	AA	164	G	N7-C5	-5.47	1.35	1.39
85	AA	386	G	C4'-C3'	-5.47	1.47	1.52
85	AA	388	G	C4'-C3'	-5.47	1.47	1.52
85	AA	492	C	C4-N4	-5.47	1.29	1.33
85	AA	531	G	C1'-N9	-5.47	1.39	1.46
85	AA	881	C	C3'-C2'	-5.47	1.46	1.52

Continued on next page...

Continued from previous page...

Mol	Chain	Res	Type	Atoms	Z	Observed(Å)	Ideal(Å)
85	AA	1193	A	C5'-C4'	5.47	1.57	1.51
85	AA	2057	G	C5-C4	-5.47	1.34	1.38
85	AA	2102	A	O3'-P	-5.47	1.54	1.61
34	BA	1461	A	C2'-C1'	-5.47	1.47	1.53
35	BB	798	A	C5-C4	-5.47	1.34	1.38
35	BB	1492	C	C2-N3	-5.47	1.31	1.35
36	BC	38	U	O4'-C1'	-5.47	1.34	1.41
85	AA	157	G	N1-C2	-5.47	1.33	1.37
86	AB	65	G	O3'-P	-5.47	1.54	1.61
34	BA	816	G	C5'-C4'	5.47	1.57	1.51
34	BA	1550	G	C6-N1	-5.47	1.35	1.39
35	BB	815	G	C3'-C2'	-5.47	1.46	1.52
35	BB	975	G	C1'-N9	-5.47	1.39	1.46
35	BB	1389	C	C2-N3	-5.47	1.31	1.35
36	BC	112	G	N9-C8	-5.47	1.34	1.37
36	BC	135	A	C3'-C2'	-5.47	1.46	1.52
39	BF	57	C	C2'-C1'	-5.47	1.47	1.53
85	AA	159	G	N3-C4	-5.47	1.31	1.35
85	AA	428	G	C2-N3	-5.47	1.28	1.32
85	AA	805	A	P-O5'	-5.47	1.54	1.59
85	AA	907	G	C2'-C1'	-5.47	1.47	1.53
85	AA	956	C	O3'-P	-5.47	1.54	1.61
85	AA	2141	G	O4'-C1'	-5.47	1.34	1.41
34	BA	723	C	C1'-N1	-5.46	1.39	1.46
34	BA	818	G	O3'-P	-5.46	1.54	1.61
34	BA	1166	A	C4'-O4'	-5.46	1.38	1.45
34	BA	1246	G	N3-C4	-5.46	1.31	1.35
34	BA	1527	G	C2'-C1'	-5.46	1.47	1.53
35	BB	805	G	P-O5'	-5.46	1.54	1.59
38	BE	158	U	P-O5'	-5.46	1.54	1.59
85	AA	383	C	O3'-P	-5.46	1.54	1.61
85	AA	415	G	C2-N3	-5.46	1.28	1.32
85	AA	475	A	N9-C8	-5.46	1.33	1.37
85	AA	485	A	O3'-P	-5.46	1.54	1.61
85	AA	1016	G	P-O5'	-5.46	1.54	1.59
85	AA	1804	U	O3'-P	-5.46	1.54	1.61
85	AA	1937	G	O3'-P	-5.46	1.54	1.61
85	AA	2125	A	C1'-N9	-5.46	1.39	1.46
34	BA	1000	G	N9-C8	-5.46	1.34	1.37
34	BA	1413	G	C2'-C1'	-5.46	1.47	1.53
35	BB	1392	A	C3'-C2'	-5.46	1.46	1.52
36	BC	126	G	N1-C2	-5.46	1.33	1.37

Continued on next page...

Continued from previous page...

Mol	Chain	Res	Type	Atoms	Z	Observed(Å)	Ideal(Å)
85	AA	594	C	P-O5'	-5.46	1.54	1.59
85	AA	1681	G	C8-N7	-5.46	1.27	1.30
34	BA	92	G	O3'-P	-5.46	1.54	1.61
34	BA	94	G	N9-C8	-5.46	1.34	1.37
34	BA	1088	G	C5-C6	-5.46	1.36	1.42
34	BA	1098	G	C2-N2	-5.46	1.29	1.34
34	BA	1192	A	C1'-N9	-5.46	1.39	1.46
34	BA	1508	C	C4-N4	-5.46	1.29	1.33
34	BA	1549	U	C3'-C2'	-5.46	1.46	1.52
35	BB	553	U	C1'-N1	-5.46	1.39	1.46
35	BB	769	C	C4-N4	-5.46	1.29	1.33
35	BB	1249	G	N9-C4	-5.46	1.33	1.38
35	BB	1294	C	C2'-C1'	-5.46	1.47	1.53
35	BB	1329	G	C5-C6	-5.46	1.36	1.42
37	BD	112	U	C2'-C1'	-5.46	1.47	1.53
38	BE	17	U	O3'-P	-5.46	1.54	1.61
85	AA	428	G	C6-N1	-5.46	1.35	1.39
85	AA	620	U	N3-C4	-5.46	1.33	1.38
85	AA	650	G	C5-C4	-5.46	1.34	1.38
85	AA	867	G	C6-N1	-5.46	1.35	1.39
85	AA	1530	U	O3'-P	-5.46	1.54	1.61
85	AA	1812	C	C4'-C3'	-5.46	1.47	1.52
85	AA	2085	C	C4'-O4'	-5.46	1.38	1.45
85	AA	2123	U	N3-C4	-5.46	1.33	1.38
85	AA	2224	U	O3'-P	-5.46	1.54	1.61
34	BA	224	G	N9-C4	-5.46	1.33	1.38
34	BA	355	U	C2'-C1'	-5.46	1.47	1.53
34	BA	692	U	C4'-O4'	-5.46	1.38	1.45
34	BA	883	C	O3'-P	-5.46	1.54	1.61
34	BA	1224	A	N3-C4	-5.46	1.31	1.34
34	BA	1331	G	C2-N2	-5.46	1.29	1.34
34	BA	1714	A	N3-C4	-5.46	1.31	1.34
35	BB	260	A	N9-C4	-5.46	1.34	1.37
35	BB	425	G	O4'-C1'	-5.46	1.34	1.41
85	AA	363	A	N7-C5	-5.46	1.35	1.39
85	AA	365	G	N1-C2	-5.46	1.33	1.37
85	AA	931	G	O3'-P	-5.46	1.54	1.61
85	AA	1487	G	N9-C8	-5.46	1.34	1.37
85	AA	1578	G	C4'-C3'	5.46	1.59	1.53
34	BA	238	C	O3'-P	-5.46	1.54	1.61
34	BA	557	U	C5'-C4'	5.46	1.57	1.51
34	BA	604	G	C4'-O4'	-5.46	1.38	1.45

Continued on next page...

Continued from previous page...

Mol	Chain	Res	Type	Atoms	Z	Observed(Å)	Ideal(Å)
34	BA	808	U	O3'-P	-5.46	1.54	1.61
34	BA	847	U	C4'-C3'	5.46	1.59	1.53
34	BA	1062	G	N9-C8	-5.46	1.34	1.37
34	BA	1112	U	N3-C4	-5.46	1.33	1.38
34	BA	1707	C	C4-N4	-5.46	1.29	1.33
35	BB	14	C	C2-N3	-5.46	1.31	1.35
35	BB	41	A	C4'-C3'	-5.46	1.47	1.52
35	BB	787	A	C4'-C3'	-5.46	1.47	1.52
35	BB	853	U	C2'-C1'	-5.46	1.47	1.53
35	BB	1193	G	C2'-C1'	-5.46	1.47	1.53
38	BE	11	A	N3-C4	-5.46	1.31	1.34
40	BG	89	A	C8-N7	-5.46	1.27	1.31
40	BG	151	A	C4'-C3'	-5.46	1.47	1.52
85	AA	10	G	N7-C5	-5.46	1.35	1.39
85	AA	66	U	C4'-C3'	5.46	1.59	1.53
85	AA	167	A	C5-C4	-5.46	1.34	1.38
34	BA	167	U	O3'-P	-5.46	1.54	1.61
34	BA	946	A	C5-C4	-5.46	1.34	1.38
34	BA	982	A	O3'-P	-5.46	1.54	1.61
34	BA	1265	G	C2'-C1'	-5.46	1.47	1.53
34	BA	1549	U	C5'-C4'	-5.46	1.44	1.51
35	BB	17	U	N3-C4	-5.46	1.33	1.38
35	BB	22	A	N3-C4	-5.46	1.31	1.34
35	BB	67	A	C3'-C2'	-5.46	1.46	1.52
35	BB	411	A	C1'-N9	-5.46	1.39	1.46
35	BB	456	A	C5-C4	-5.46	1.34	1.38
35	BB	480	C	P-O5'	-5.46	1.54	1.59
35	BB	1091	C	C2'-C1'	-5.46	1.47	1.53
35	BB	1122	C	C2'-C1'	-5.46	1.47	1.53
35	BB	1377	A	C5-C4	-5.46	1.34	1.38
35	BB	1389	C	C4'-C3'	-5.46	1.47	1.52
36	BC	4	G	C2-N3	-5.46	1.28	1.32
37	BD	96	C	C1'-N1	-5.46	1.39	1.46
38	BE	116	U	C2'-C1'	-5.46	1.47	1.53
38	BE	175	U	C5'-C4'	5.46	1.57	1.51
40	BG	74	G	N3-C4	-5.46	1.31	1.35
85	AA	2045	U	C2'-C1'	-5.46	1.47	1.53
34	BA	377	G	O3'-P	-5.46	1.54	1.61
34	BA	1413	G	O3'-P	-5.46	1.54	1.61
35	BB	266	C	P-O5'	-5.46	1.54	1.59
35	BB	645	C	C2-N3	-5.46	1.31	1.35
35	BB	1361	A	C1'-N9	-5.46	1.39	1.46

Continued on next page...

Continued from previous page...

Mol	Chain	Res	Type	Atoms	Z	Observed(Å)	Ideal(Å)
36	BC	28	C	C2-N3	-5.46	1.31	1.35
40	BG	52	A	C4'-C3'	-5.46	1.47	1.52
40	BG	136	G	N9-C8	-5.46	1.34	1.37
41	BH	108	U	C2'-C1'	-5.46	1.47	1.53
85	AA	748	C	C2'-C1'	-5.46	1.47	1.53
85	AA	1467	U	C2'-C1'	-5.46	1.47	1.53
34	BA	82	A	C5-C4	-5.45	1.34	1.38
34	BA	373	G	C5-C6	-5.45	1.36	1.42
34	BA	408	U	C1'-N1	-5.45	1.39	1.46
34	BA	499	C	C4-N4	-5.45	1.29	1.33
34	BA	648	C	C2'-C1'	-5.45	1.47	1.53
34	BA	976	C	C2'-C1'	-5.45	1.47	1.53
34	BA	1049	G	N3-C4	-5.45	1.31	1.35
34	BA	1293	A	C1'-N9	-5.45	1.39	1.46
34	BA	1427	U	C1'-N1	-5.45	1.39	1.46
34	BA	1542	A	C4'-O4'	-5.45	1.38	1.45
34	BA	1666	U	O3'-P	-5.45	1.54	1.61
36	BC	169	G	C2-N3	-5.45	1.28	1.32
38	BE	62	C	C2'-C1'	-5.45	1.47	1.53
39	BF	2	G	C2'-C1'	-5.45	1.47	1.53
40	BG	149	U	C3'-C2'	-5.45	1.46	1.52
40	BG	174	G	C8-N7	-5.45	1.27	1.30
41	BH	127	A	C5-C4	-5.45	1.34	1.38
85	AA	30	G	C5-C4	-5.45	1.34	1.38
85	AA	756	G	C6-N1	-5.45	1.35	1.39
85	AA	766	G	N9-C8	-5.45	1.34	1.37
85	AA	862	U	C3'-C2'	-5.45	1.46	1.52
85	AA	974	U	P-O5'	5.45	1.65	1.59
85	AA	1903	G	C2-N2	-5.45	1.29	1.34
85	AA	2150	G	O3'-P	-5.45	1.54	1.61
85	AA	2240	G	P-O5'	-5.45	1.54	1.59
34	BA	1202	G	N7-C5	-5.45	1.35	1.39
34	BA	1451	A	C4'-O4'	-5.45	1.38	1.45
34	BA	1661	U	C2-N3	-5.45	1.33	1.37
34	BA	1680	G	C5-C6	-5.45	1.36	1.42
35	BB	1042	U	C3'-C2'	-5.45	1.46	1.52
35	BB	1213	U	C2-N3	-5.45	1.33	1.37
36	BC	105	C	C2-N3	-5.45	1.31	1.35
40	BG	37	G	C6-N1	-5.45	1.35	1.39
85	AA	20	G	O3'-P	-5.45	1.54	1.61
85	AA	509	C	C3'-O3'	-5.45	1.34	1.42
85	AA	623	G	C5-C4	-5.45	1.34	1.38

Continued on next page...

Continued from previous page...

Mol	Chain	Res	Type	Atoms	Z	Observed(Å)	Ideal(Å)
85	AA	978	U	C2-N3	-5.45	1.33	1.37
85	AA	2170	G	C1'-N9	-5.45	1.39	1.46
34	BA	65	A	N9-C8	-5.45	1.33	1.37
34	BA	78	U	C1'-N1	-5.45	1.39	1.46
34	BA	238	C	C1'-N1	-5.45	1.39	1.46
34	BA	450	G	C2-N2	-5.45	1.29	1.34
34	BA	677	U	C2'-C1'	-5.45	1.47	1.53
34	BA	909	G	C2-N2	-5.45	1.29	1.34
34	BA	1041	U	N1-C2	-5.45	1.33	1.38
34	BA	1506	C	C4'-O4'	-5.45	1.38	1.45
35	BB	7	C	O4'-C1'	-5.45	1.34	1.41
36	BC	38	U	P-O5'	-5.45	1.54	1.59
40	BG	156	G	C2'-C1'	-5.45	1.47	1.53
85	AA	206	U	O3'-P	-5.45	1.54	1.61
85	AA	422	G	N9-C8	-5.45	1.34	1.37
85	AA	515	C	C1'-N1	-5.45	1.39	1.46
85	AA	691	U	C5'-C4'	5.45	1.57	1.51
85	AA	886	A	P-O5'	-5.45	1.54	1.59
85	AA	1150	G	C1'-N9	-5.45	1.39	1.46
34	BA	207	A	N7-C5	-5.45	1.35	1.39
34	BA	563	A	C2'-C1'	-5.45	1.47	1.53
34	BA	932	G	N1-C2	-5.45	1.33	1.37
34	BA	1101	A	N3-C4	-5.45	1.31	1.34
34	BA	1201	G	O3'-P	-5.45	1.54	1.61
34	BA	1658	G	C6-N1	-5.45	1.35	1.39
34	BA	1696	G	C8-N7	-5.45	1.27	1.30
34	BA	1724	G	C5-C4	-5.45	1.34	1.38
35	BB	728	A	N3-C4	-5.45	1.31	1.34
35	BB	1509	G	C1'-N9	-5.45	1.39	1.46
37	BD	52	U	C2'-C1'	-5.45	1.47	1.53
39	BF	9	C	O4'-C1'	-5.45	1.34	1.41
39	BF	30	C	C1'-N1	-5.45	1.39	1.46
85	AA	14	C	P-O5'	-5.45	1.54	1.59
85	AA	382	G	C2-N2	-5.45	1.29	1.34
85	AA	2174	G	O4'-C1'	-5.45	1.34	1.41
85	AA	2179	C	C1'-N1	-5.45	1.39	1.46
34	BA	424	U	C4'-C3'	-5.45	1.47	1.52
34	BA	567	U	O3'-P	-5.45	1.54	1.61
35	BB	94	A	C8-N7	-5.45	1.27	1.31
35	BB	525	U	O3'-P	-5.45	1.54	1.61
85	AA	318	A	O4'-C1'	-5.45	1.34	1.41
31	AX	182	GLY	CA-C	-5.45	1.43	1.51

Continued on next page...

Continued from previous page...

Mol	Chain	Res	Type	Atoms	Z	Observed(Å)	Ideal(Å)
34	BA	299	C	O3'-P	-5.45	1.54	1.61
34	BA	596	G	C8-N7	-5.45	1.27	1.30
34	BA	1433	U	P-O5'	-5.45	1.54	1.59
34	BA	1595	G	C2'-C1'	-5.45	1.47	1.53
35	BB	596	C	C4-N4	-5.45	1.29	1.33
35	BB	618	U	C2'-C1'	-5.45	1.47	1.53
35	BB	689	C	C2-N3	-5.45	1.31	1.35
38	BE	127	G	O3'-P	-5.45	1.54	1.61
38	BE	150	G	C2-N3	5.45	1.37	1.32
40	BG	31	G	C8-N7	-5.45	1.27	1.30
41	BH	26	C	N1-C2	-5.45	1.34	1.40
85	AA	267	U	C2-N3	-5.45	1.33	1.37
85	AA	1225	C	C5'-C4'	-5.45	1.44	1.51
85	AA	1351	U	O3'-P	-5.45	1.54	1.61
85	AA	1589	G	N7-C5	-5.45	1.35	1.39
85	AA	1869	U	C3'-C2'	-5.45	1.46	1.52
85	AA	2138	G	N9-C4	-5.45	1.33	1.38
34	BA	490	A	N3-C4	-5.44	1.31	1.34
34	BA	846	U	P-O5'	-5.44	1.54	1.59
34	BA	1070	G	O3'-P	-5.44	1.54	1.61
34	BA	1205	A	P-O5'	-5.44	1.54	1.59
85	AA	65	A	N7-C5	-5.44	1.35	1.39
85	AA	346	U	C2'-C1'	-5.44	1.47	1.53
85	AA	529	G	N9-C4	-5.44	1.33	1.38
85	AA	651	G	C2'-C1'	-5.44	1.47	1.53
85	AA	787	U	N1-C2	-5.44	1.33	1.38
85	AA	1320	G	O3'-P	-5.44	1.54	1.61
34	BA	631	G	C2'-C1'	-5.44	1.47	1.53
34	BA	914	G	C2'-C1'	-5.44	1.47	1.53
34	BA	1252	G	C2'-C1'	-5.44	1.47	1.53
34	BA	1415	C	C2-N3	-5.44	1.31	1.35
34	BA	1498	A	O3'-P	-5.44	1.54	1.61
37	BD	51	G	O3'-P	-5.44	1.54	1.61
40	BG	101	G	N9-C4	-5.44	1.33	1.38
85	AA	153	C	P-O5'	-5.44	1.54	1.59
85	AA	675	A	P-O5'	-5.44	1.54	1.59
85	AA	1478	G	N7-C5	-5.44	1.35	1.39
34	BA	36	A	N9-C8	-5.44	1.33	1.37
34	BA	86	A	C3'-C2'	-5.44	1.46	1.52
34	BA	94	G	N7-C5	-5.44	1.35	1.39
34	BA	269	G	N9-C8	-5.44	1.34	1.37
34	BA	373	G	C1'-N9	-5.44	1.39	1.46

Continued on next page...

Continued from previous page...

Mol	Chain	Res	Type	Atoms	Z	Observed(Å)	Ideal(Å)
34	BA	465	A	C5-C4	-5.44	1.34	1.38
34	BA	773	A	N9-C4	-5.44	1.34	1.37
34	BA	1191	C	N1-C6	-5.44	1.33	1.37
34	BA	1461	A	C1'-N9	-5.44	1.39	1.46
35	BB	1277	A	O3'-P	-5.44	1.54	1.61
35	BB	1351	G	N1-C2	-5.44	1.33	1.37
36	BC	72	A	C1'-N9	-5.44	1.39	1.46
36	BC	148	C	C3'-C2'	-5.44	1.46	1.52
41	BH	30	C	N1-C6	-5.44	1.33	1.37
41	BH	35	G	C2-N2	-5.44	1.29	1.34
85	AA	243	A	O3'-P	-5.44	1.54	1.61
85	AA	1243	G	C3'-C2'	-5.44	1.46	1.52
85	AA	1277	C	O3'-P	-5.44	1.54	1.61
85	AA	1862	C	C3'-C2'	-5.44	1.46	1.52
85	AA	2182	A	N3-C4	-5.44	1.31	1.34
34	BA	101	G	C1'-N9	-5.44	1.39	1.46
34	BA	258	C	C2-N3	-5.44	1.31	1.35
34	BA	329	G	C2'-C1'	-5.44	1.47	1.53
34	BA	1593	U	O3'-P	-5.44	1.54	1.61
34	BA	1821	A	C1'-N9	-5.44	1.39	1.46
35	BB	1199	A	C2'-C1'	-5.44	1.47	1.53
35	BB	1308	G	N9-C8	-5.44	1.34	1.37
35	BB	1350	A	C1'-N9	-5.44	1.39	1.46
35	BB	1387	C	C2'-C1'	-5.44	1.47	1.53
38	BE	45	G	C5-C4	-5.44	1.34	1.38
38	BE	152	U	O3'-P	-5.44	1.54	1.61
38	BE	189	A	C1'-N9	-5.44	1.39	1.46
85	AA	628	C	N1-C6	-5.44	1.33	1.37
85	AA	1240	A	C5-C6	-5.44	1.36	1.41
85	AA	1668	G	C3'-C2'	-5.44	1.46	1.52
34	BA	687	G	C5'-C4'	-5.44	1.44	1.51
34	BA	750	C	O3'-P	-5.44	1.54	1.61
34	BA	1040	G	C3'-C2'	-5.44	1.46	1.52
34	BA	1451	A	C1'-N9	-5.44	1.39	1.46
35	BB	267	C	O3'-P	-5.44	1.54	1.61
35	BB	706	G	C2'-C1'	-5.44	1.47	1.53
35	BB	1187	G	N9-C4	5.44	1.42	1.38
35	BB	1513	U	C3'-C2'	-5.44	1.46	1.52
36	BC	79	A	P-O5'	-5.44	1.54	1.59
37	BD	7	G	N3-C4	-5.44	1.31	1.35
38	BE	25	U	C4-C5	-5.44	1.38	1.43
41	BH	31	A	N9-C8	-5.44	1.33	1.37

Continued on next page...

Continued from previous page...

Mol	Chain	Res	Type	Atoms	Z	Observed(Å)	Ideal(Å)
85	AA	429	G	C2-N2	-5.44	1.29	1.34
85	AA	1146	C	C3'-C2'	-5.44	1.46	1.52
85	AA	1196	C	C4'-O4'	-5.44	1.38	1.45
85	AA	1329	U	O3'-P	-5.44	1.54	1.61
85	AA	1450	U	C4-C5	-5.44	1.38	1.43
34	BA	331	G	N3-C4	-5.44	1.31	1.35
34	BA	787	A	O3'-P	-5.44	1.54	1.61
34	BA	914	G	N9-C4	-5.44	1.33	1.38
34	BA	1569	C	O3'-P	-5.44	1.54	1.61
35	BB	1482	A	C4'-C3'	-5.44	1.47	1.52
39	BF	72	A	C3'-C2'	-5.44	1.46	1.52
41	BH	112	U	C2'-C1'	-5.44	1.47	1.53
85	AA	408	C	O3'-P	-5.44	1.54	1.61
85	AA	1172	A	N9-C4	-5.44	1.34	1.37
85	AA	1981	A	N3-C4	-5.44	1.31	1.34
27	AT	36	GLY	CA-C	-5.43	1.43	1.51
34	BA	478	G	N9-C4	-5.43	1.33	1.38
34	BA	1008	A	C1'-N9	-5.43	1.39	1.46
34	BA	1196	C	O4'-C1'	-5.43	1.34	1.41
34	BA	1253	G	C2-N2	-5.43	1.29	1.34
34	BA	1497	A	N7-C5	-5.43	1.35	1.39
34	BA	1542	A	N7-C5	-5.43	1.35	1.39
34	BA	1730	A	N9-C4	5.43	1.41	1.37
35	BB	50	A	C3'-C2'	-5.43	1.46	1.52
35	BB	396	C	P-O5'	-5.43	1.54	1.59
35	BB	529	A	C6-N1	5.43	1.39	1.35
35	BB	1349	U	C3'-C2'	-5.43	1.46	1.52
36	BC	40	A	N7-C5	-5.43	1.35	1.39
36	BC	63	G	C6-N1	-5.43	1.35	1.39
38	BE	48	G	N7-C5	-5.43	1.35	1.39
38	BE	189	A	N7-C5	-5.43	1.35	1.39
85	AA	309	G	C1'-N9	-5.43	1.39	1.46
85	AA	446	C	C4-N4	-5.43	1.29	1.33
85	AA	609	U	N3-C4	-5.43	1.33	1.38
85	AA	1926	A	O3'-P	-5.43	1.54	1.61
85	AA	2077	G	C8-N7	-5.43	1.27	1.30
34	BA	849	G	O4'-C1'	-5.43	1.34	1.41
34	BA	1588	U	C4'-C3'	-5.43	1.47	1.52
35	BB	114	A	N3-C4	-5.43	1.31	1.34
35	BB	405	U	O4'-C1'	-5.43	1.34	1.41
35	BB	490	G	C4'-C3'	-5.43	1.47	1.52
35	BB	691	A	P-O5'	-5.43	1.54	1.59

Continued on next page...

Continued from previous page...

Mol	Chain	Res	Type	Atoms	Z	Observed(Å)	Ideal(Å)
35	BB	796	C	C4'-C3'	-5.43	1.47	1.52
35	BB	1110	G	C1'-N9	-5.43	1.39	1.46
35	BB	1253	U	N3-C4	-5.43	1.33	1.38
85	AA	657	C	O3'-P	-5.43	1.54	1.61
85	AA	680	U	O4'-C1'	-5.43	1.34	1.41
85	AA	1203	G	C2'-C1'	-5.43	1.47	1.53
85	AA	2180	C	C2-N3	-5.43	1.31	1.35
34	BA	451	A	C2'-C1'	-5.43	1.47	1.53
34	BA	1483	U	N3-C4	-5.43	1.33	1.38
35	BB	258	C	P-O5'	-5.43	1.54	1.59
40	BG	50	G	N9-C4	-5.43	1.33	1.38
85	AA	308	U	O3'-P	-5.43	1.54	1.61
85	AA	806	G	N7-C5	-5.43	1.35	1.39
85	AA	976	G	N1-C2	-5.43	1.33	1.37
85	AA	995	G	C6-N1	-5.43	1.35	1.39
34	BA	932	G	C1'-N9	-5.43	1.39	1.46
34	BA	939	C	C4-N4	-5.43	1.29	1.33
34	BA	952	G	N1-C2	-5.43	1.33	1.37
34	BA	1204	U	N3-C4	-5.43	1.33	1.38
34	BA	1414	C	C4-N4	-5.43	1.29	1.33
34	BA	1742	G	C6-N1	-5.43	1.35	1.39
35	BB	380	G	N1-C2	-5.43	1.33	1.37
35	BB	483	C	O3'-P	-5.43	1.54	1.61
35	BB	602	G	C2-N2	-5.43	1.29	1.34
35	BB	639	A	C4'-O4'	-5.43	1.38	1.45
35	BB	1173	C	P-O5'	-5.43	1.54	1.59
35	BB	1227	G	C5'-C4'	-5.43	1.44	1.51
35	BB	1387	C	C4-N4	-5.43	1.29	1.33
38	BE	205	G	N9-C4	-5.43	1.33	1.38
40	BG	27	C	C1'-N1	-5.43	1.39	1.46
85	AA	107	A	C8-N7	-5.43	1.27	1.31
85	AA	147	G	O3'-P	-5.43	1.54	1.61
85	AA	1188	A	C2'-C1'	-5.43	1.47	1.53
85	AA	1215	A	N3-C4	-5.43	1.31	1.34
85	AA	1263	G	C5-C6	-5.43	1.36	1.42
85	AA	1279	A	N9-C8	-5.43	1.33	1.37
85	AA	1368	G	N7-C5	-5.43	1.35	1.39
34	BA	71	G	C2-N2	-5.43	1.29	1.34
34	BA	100	A	C5-C4	-5.43	1.34	1.38
34	BA	711	C	C4'-C3'	5.43	1.59	1.53
34	BA	930	A	C3'-C2'	-5.43	1.46	1.52
34	BA	1245	C	C4'-C3'	-5.43	1.47	1.52

Continued on next page...

Continued from previous page...

Mol	Chain	Res	Type	Atoms	Z	Observed(Å)	Ideal(Å)
34	BA	1566	G	C2-N2	-5.43	1.29	1.34
36	BC	31	A	C3'-C2'	-5.43	1.46	1.52
85	AA	2041	G	C6-N1	-5.43	1.35	1.39
85	AA	2043	A	N7-C5	-5.43	1.35	1.39
34	BA	182	U	O3'-P	-5.43	1.54	1.61
34	BA	216	C	C4'-C3'	-5.43	1.47	1.52
34	BA	584	A	P-O5'	-5.43	1.54	1.59
34	BA	887	U	N3-C4	-5.43	1.33	1.38
34	BA	901	C	C3'-C2'	-5.43	1.46	1.52
34	BA	1641	G	C5'-C4'	-5.43	1.44	1.51
35	BB	392	G	C2-N2	-5.43	1.29	1.34
35	BB	790	A	O3'-P	-5.43	1.54	1.61
35	BB	1213	U	P-O5'	-5.43	1.54	1.59
35	BB	1414	A	O3'-P	-5.43	1.54	1.61
35	BB	1429	A	N9-C4	-5.43	1.34	1.37
35	BB	1434	G	N9-C8	-5.43	1.34	1.37
38	BE	92	C	C2'-C1'	-5.43	1.47	1.53
38	BE	95	G	C3'-C2'	-5.43	1.46	1.52
38	BE	187	G	N7-C5	-5.43	1.35	1.39
39	BF	5	U	P-O5'	-5.43	1.54	1.59
39	BF	23	G	N9-C4	-5.43	1.33	1.38
40	BG	38	A	C4'-O4'	-5.43	1.38	1.45
41	BH	34	G	N9-C8	-5.43	1.34	1.37
85	AA	168	A	O3'-P	-5.43	1.54	1.61
85	AA	341	C	C2-N3	-5.43	1.31	1.35
85	AA	384	C	C4'-C3'	-5.43	1.47	1.52
85	AA	438	G	N9-C8	-5.43	1.34	1.37
85	AA	616	A	N9-C8	-5.43	1.33	1.37
85	AA	1022	G	O3'-P	-5.43	1.54	1.61
85	AA	1478	G	C3'-C2'	-5.43	1.46	1.52
85	AA	1855	U	N3-C4	-5.43	1.33	1.38
85	AA	2067	A	O3'-P	-5.43	1.54	1.61
85	AA	2126	U	C1'-N1	-5.43	1.39	1.46
34	BA	148	G	C5-C4	-5.42	1.34	1.38
34	BA	687	G	C2-N2	-5.42	1.29	1.34
34	BA	941	G	C2'-C1'	-5.42	1.47	1.53
34	BA	1667	G	C3'-C2'	-5.42	1.46	1.52
35	BB	437	U	O3'-P	-5.42	1.54	1.61
35	BB	598	C	P-O5'	-5.42	1.54	1.59
35	BB	1215	U	O3'-P	-5.42	1.54	1.61
35	BB	1267	C	C5'-C4'	5.42	1.57	1.51
35	BB	1310	C	C1'-N1	-5.42	1.39	1.46

Continued on next page...

Continued from previous page...

Mol	Chain	Res	Type	Atoms	Z	Observed(Å)	Ideal(Å)
37	BD	77	A	N3-C4	-5.42	1.31	1.34
41	BH	17	A	C3'-C2'	-5.42	1.46	1.52
85	AA	247	G	N1-C2	-5.42	1.33	1.37
85	AA	312	G	N1-C2	-5.42	1.33	1.37
85	AA	385	A	C5-C6	-5.42	1.36	1.41
85	AA	769	C	O4'-C1'	-5.42	1.34	1.41
34	BA	770	G	C4'-C3'	-5.42	1.47	1.52
34	BA	1455	C	C4'-C3'	-5.42	1.47	1.52
34	BA	1659	G	C2'-C1'	-5.42	1.47	1.53
34	BA	1825	U	O3'-P	-5.42	1.54	1.61
35	BB	592	G	N1-C2	-5.42	1.33	1.37
35	BB	1304	U	C4'-C3'	-5.42	1.47	1.52
35	BB	1440	A	C5-C6	-5.42	1.36	1.41
37	BD	26	C	O5'-C5'	-5.42	1.34	1.42
85	AA	89	C	C2'-C1'	-5.42	1.47	1.53
85	AA	1260	G	N3-C4	-5.42	1.31	1.35
34	BA	130	U	C3'-C2'	-5.42	1.46	1.52
34	BA	167	U	C4'-C3'	-5.42	1.47	1.52
34	BA	455	A	C2'-C1'	-5.42	1.47	1.53
34	BA	920	U	C3'-C2'	-5.42	1.46	1.52
34	BA	935	A	C8-N7	-5.42	1.27	1.31
34	BA	1245	C	N3-C4	-5.42	1.30	1.33
34	BA	1299	G	C2-N2	-5.42	1.29	1.34
35	BB	1306	G	C5-C4	-5.42	1.34	1.38
35	BB	1430	G	C4'-O4'	-5.42	1.38	1.45
35	BB	1533	U	O3'-P	-5.42	1.54	1.61
37	BD	25	G	N3-C4	-5.42	1.31	1.35
40	BG	112	C	C1'-N1	-5.42	1.39	1.46
85	AA	573	U	C2-N3	-5.42	1.33	1.37
85	AA	745	C	O3'-P	-5.42	1.54	1.61
85	AA	1292	A	C5-C6	-5.42	1.36	1.41
85	AA	1456	A	C5-C4	-5.42	1.34	1.38
85	AA	2181	G	N9-C8	-5.42	1.34	1.37
85	AA	2228	G	C5'-C4'	-5.42	1.44	1.51
34	BA	412	G	C5-C6	-5.42	1.36	1.42
34	BA	1656	A	C5-C6	-5.42	1.36	1.41
35	BB	543	G	C2-N2	-5.42	1.29	1.34
35	BB	571	C	C2'-C1'	-5.42	1.47	1.53
35	BB	610	U	C3'-C2'	-5.42	1.46	1.52
37	BD	116	C	C2'-C1'	-5.42	1.47	1.53
85	AA	3	U	C2'-C1'	-5.42	1.47	1.53
85	AA	1233	G	N3-C4	-5.42	1.31	1.35

Continued on next page...

Continued from previous page...

Mol	Chain	Res	Type	Atoms	Z	Observed(Å)	Ideal(Å)
34	BA	16	C	C2-N3	-5.42	1.31	1.35
34	BA	307	C	C2-N3	-5.42	1.31	1.35
34	BA	387	A	O3'-P	-5.42	1.54	1.61
34	BA	670	U	N3-C4	-5.42	1.33	1.38
34	BA	1513	G	C2-N2	-5.42	1.29	1.34
35	BB	364	U	O3'-P	-5.42	1.54	1.61
35	BB	523	A	C5'-C4'	5.42	1.57	1.51
35	BB	1065	G	N3-C4	-5.42	1.31	1.35
35	BB	1066	G	C5-C6	-5.42	1.36	1.42
35	BB	1100	C	N3-C4	-5.42	1.30	1.33
35	BB	1124	G	C2-N2	-5.42	1.29	1.34
35	BB	1249	G	C8-N7	-5.42	1.27	1.30
38	BE	46	G	N9-C8	-5.42	1.34	1.37
38	BE	123	A	C5-C4	-5.42	1.34	1.38
38	BE	130	G	N1-C2	-5.42	1.33	1.37
40	BG	46	G	N9-C8	-5.42	1.34	1.37
40	BG	171	A	C5-C4	-5.42	1.34	1.38
85	AA	89	C	P-O5'	-5.42	1.54	1.59
85	AA	1137	C	N1-C6	-5.42	1.33	1.37
85	AA	1708	A	C3'-C2'	-5.42	1.46	1.52
85	AA	2228	G	C4'-C3'	-5.42	1.47	1.52
34	BA	35	U	C1'-N1	-5.42	1.39	1.46
34	BA	226	A	P-O5'	-5.42	1.54	1.59
34	BA	814	C	C2'-C1'	-5.42	1.47	1.53
34	BA	860	G	N9-C4	-5.42	1.33	1.38
34	BA	969	A	O3'-P	-5.42	1.54	1.61
34	BA	1658	G	C2-N2	-5.42	1.29	1.34
35	BB	35	G	O3'-P	-5.42	1.54	1.61
35	BB	598	C	C4-N4	-5.42	1.29	1.33
35	BB	827	U	C2-N3	-5.42	1.33	1.37
35	BB	883	G	C5'-C4'	5.42	1.57	1.51
35	BB	1252	G	C2-N2	-5.42	1.29	1.34
35	BB	1262	A	C3'-C2'	-5.42	1.46	1.52
35	BB	1329	G	O3'-P	-5.42	1.54	1.61
35	BB	1362	G	C6-N1	-5.42	1.35	1.39
35	BB	1479	C	O3'-P	-5.42	1.54	1.61
38	BE	126	G	P-O5'	-5.42	1.54	1.59
38	BE	160	C	C1'-N1	-5.42	1.39	1.46
85	AA	100	A	C6-N6	-5.42	1.29	1.33
85	AA	521	A	C3'-C2'	-5.42	1.46	1.52
85	AA	719	C	C3'-C2'	-5.42	1.46	1.52
85	AA	1827	U	P-O5'	-5.42	1.54	1.59

Continued on next page...

Continued from previous page...

Mol	Chain	Res	Type	Atoms	Z	Observed(Å)	Ideal(Å)
85	AA	1891	U	C2'-C1'	-5.42	1.47	1.53
85	AA	2244	G	C5-C6	-5.42	1.36	1.42
34	BA	362	G	C5-C4	-5.42	1.34	1.38
34	BA	1049	G	C6-N1	-5.42	1.35	1.39
34	BA	1195	G	C6-N1	-5.42	1.35	1.39
34	BA	1469	G	C5-C4	-5.42	1.34	1.38
35	BB	392	G	C2'-C1'	-5.42	1.47	1.53
35	BB	484	G	C5-C4	-5.42	1.34	1.38
85	AA	1526	G	C4'-O4'	-5.42	1.38	1.45
85	AA	1925	A	C2'-C1'	-5.42	1.47	1.53
86	AB	1	G	N9-C4	-5.42	1.33	1.38
34	BA	336	A	C3'-C2'	-5.41	1.46	1.52
34	BA	1213	A	O3'-P	-5.41	1.54	1.61
34	BA	1435	A	C3'-C2'	-5.41	1.46	1.52
35	BB	18	A	N3-C4	-5.41	1.31	1.34
35	BB	267	C	P-O5'	-5.41	1.54	1.59
35	BB	568	A	N9-C8	-5.41	1.33	1.37
35	BB	1404	A	C4'-C3'	-5.41	1.47	1.52
36	BC	36	G	C4'-O4'	-5.41	1.38	1.45
85	AA	167	A	C2'-C1'	-5.41	1.47	1.53
85	AA	1130	G	N3-C4	-5.41	1.31	1.35
85	AA	1818	C	O3'-P	-5.41	1.54	1.61
85	AA	2094	U	C5'-C4'	-5.41	1.44	1.51
34	BA	55	G	C1'-N9	-5.41	1.39	1.46
34	BA	107	C	C2'-C1'	-5.41	1.47	1.53
34	BA	811	C	C3'-C2'	-5.41	1.46	1.52
34	BA	1636	C	C3'-C2'	-5.41	1.46	1.52
34	BA	1832	A	C6-N1	-5.41	1.31	1.35
35	BB	817	C	C4-C5	-5.41	1.38	1.43
35	BB	1291	G	O3'-P	-5.41	1.54	1.61
37	BD	13	A	C1'-N9	-5.41	1.39	1.46
38	BE	206	G	C4'-C3'	-5.41	1.47	1.52
85	AA	1283	C	C4-N4	-5.41	1.29	1.33
34	BA	18	G	C2'-C1'	-5.41	1.47	1.53
34	BA	137	C	C2-N3	-5.41	1.31	1.35
34	BA	312	U	C2'-C1'	-5.41	1.47	1.53
34	BA	626	G	N7-C5	-5.41	1.36	1.39
34	BA	694	G	C5-C6	-5.41	1.36	1.42
34	BA	1246	G	N7-C5	-5.41	1.36	1.39
34	BA	1782	C	P-O5'	-5.41	1.54	1.59
35	BB	552	C	N1-C2	-5.41	1.34	1.40
35	BB	805	G	C3'-C2'	-5.41	1.46	1.52

Continued on next page...

Continued from previous page...

Mol	Chain	Res	Type	Atoms	Z	Observed(Å)	Ideal(Å)
35	BB	1244	U	N3-C4	-5.41	1.33	1.38
41	BH	19	G	N9-C8	-5.41	1.34	1.37
85	AA	339	A	C2'-C1'	-5.41	1.47	1.53
85	AA	688	C	N3-C4	-5.41	1.30	1.33
85	AA	755	G	N7-C5	-5.41	1.36	1.39
85	AA	1722	G	P-O5'	-5.41	1.54	1.59
34	BA	221	G	C2-N3	-5.41	1.28	1.32
34	BA	410	G	N7-C5	-5.41	1.36	1.39
34	BA	800	G	C2-N2	-5.41	1.29	1.34
34	BA	1152	A	C2'-C1'	-5.41	1.47	1.53
34	BA	1815	G	C1'-N9	-5.41	1.39	1.46
35	BB	511	A	C6-N1	-5.41	1.31	1.35
35	BB	648	G	C3'-C2'	-5.41	1.46	1.52
37	BD	64	A	C1'-N9	-5.41	1.39	1.46
85	AA	234	G	O3'-P	-5.41	1.54	1.61
85	AA	995	G	N1-C2	-5.41	1.33	1.37
37	BD	10	C	C2'-C1'	-5.41	1.47	1.53
41	BH	66	G	C3'-C2'	-5.41	1.46	1.52
85	AA	116	G	N3-C4	-5.41	1.31	1.35
85	AA	763	U	O4'-C1'	-5.41	1.34	1.41
85	AA	853	G	P-O5'	-5.41	1.54	1.59
34	BA	40	A	C2'-C1'	-5.41	1.47	1.53
34	BA	52	G	C8-N7	-5.41	1.27	1.30
34	BA	582	U	C2'-C1'	-5.41	1.47	1.53
34	BA	859	G	N7-C5	-5.41	1.36	1.39
34	BA	912	G	C2'-C1'	-5.41	1.47	1.53
34	BA	1348	G	P-O5'	-5.41	1.54	1.59
34	BA	1613	G	C2'-C1'	-5.41	1.47	1.53
34	BA	1652	G	C6-N1	-5.41	1.35	1.39
35	BB	539	G	C3'-C2'	-5.41	1.46	1.52
35	BB	1025	A	N7-C5	-5.41	1.36	1.39
35	BB	1385	C	C5'-C4'	-5.41	1.44	1.51
39	BF	14	C	N3-C4	5.41	1.37	1.33
39	BF	56	C	O4'-C1'	-5.41	1.34	1.41
41	BH	23	G	P-O5'	-5.41	1.54	1.59
41	BH	120	C	P-O5'	-5.41	1.54	1.59
81	Bv	75	ARG	CD-NE	5.41	1.55	1.46
85	AA	678	A	N9-C8	-5.41	1.33	1.37
85	AA	1406	U	O3'-P	-5.41	1.54	1.61
85	AA	1458	G	C5'-C4'	-5.41	1.44	1.51
85	AA	1885	A	C3'-C2'	-5.41	1.46	1.52
34	BA	295	G	C2-N2	-5.40	1.29	1.34

Continued on next page...

Continued from previous page...

Mol	Chain	Res	Type	Atoms	Z	Observed(Å)	Ideal(Å)
34	BA	1124	U	O3'-P	-5.40	1.54	1.61
34	BA	1530	G	N1-C2	-5.40	1.33	1.37
35	BB	1096	G	C2-N2	-5.40	1.29	1.34
37	BD	62	A	C2'-C1'	-5.40	1.47	1.53
37	BD	102	C	P-O5'	-5.40	1.54	1.59
85	AA	881	C	O3'-P	-5.40	1.54	1.61
85	AA	1853	U	O3'-P	-5.40	1.54	1.61
85	AA	1861	A	P-O5'	-5.40	1.54	1.59
34	BA	373	G	C5-C4	-5.40	1.34	1.38
34	BA	660	C	C2'-C1'	-5.40	1.47	1.53
34	BA	709	C	C2-N3	-5.40	1.31	1.35
34	BA	1507	C	N1-C6	-5.40	1.33	1.37
34	BA	1590	G	C3'-C2'	-5.40	1.46	1.52
35	BB	397	C	P-O5'	-5.40	1.54	1.59
35	BB	440	U	C2-N3	-5.40	1.33	1.37
35	BB	843	G	N9-C8	-5.40	1.34	1.37
35	BB	1100	C	C2-N3	-5.40	1.31	1.35
36	BC	40	A	N9-C4	-5.40	1.34	1.37
36	BC	66	G	N3-C4	-5.40	1.31	1.35
37	BD	107	G	C2'-C1'	-5.40	1.47	1.53
40	BG	169	A	N7-C5	-5.40	1.36	1.39
85	AA	270	A	N7-C5	-5.40	1.36	1.39
85	AA	1149	A	C5-C4	-5.40	1.34	1.38
85	AA	1892	G	C4'-C3'	-5.40	1.47	1.52
85	AA	2052	U	C2'-C1'	-5.40	1.47	1.53
85	AA	2223	C	C4-N4	-5.40	1.29	1.33
34	BA	428	C	C2-N3	-5.40	1.31	1.35
34	BA	1812	C	C3'-C2'	-5.40	1.46	1.52
35	BB	311	C	P-O5'	-5.40	1.54	1.59
35	BB	676	G	N9-C8	-5.40	1.34	1.37
35	BB	681	G	C3'-C2'	-5.40	1.46	1.52
35	BB	834	U	C4-C5	-5.40	1.38	1.43
37	BD	17	G	C2'-C1'	-5.40	1.47	1.53
37	BD	69	U	C2'-C1'	-5.40	1.47	1.53
38	BE	91	G	C2'-C1'	-5.40	1.47	1.53
41	BH	7	C	C2-N3	-5.40	1.31	1.35
85	AA	98	U	C2'-C1'	-5.40	1.47	1.53
85	AA	421	G	C3'-C2'	-5.40	1.46	1.52
85	AA	497	G	N9-C4	-5.40	1.33	1.38
85	AA	1111	A	N7-C5	-5.40	1.36	1.39
85	AA	1245	U	O3'-P	-5.40	1.54	1.61
85	AA	1438	C	O3'-P	-5.40	1.54	1.61

Continued on next page...

Continued from previous page...

Mol	Chain	Res	Type	Atoms	Z	Observed(Å)	Ideal(Å)
85	AA	1444	U	N3-C4	-5.40	1.33	1.38
85	AA	1894	G	C1'-N9	-5.40	1.39	1.46
85	AA	2176	U	C2'-C1'	-5.40	1.47	1.53
34	BA	510	U	C5'-C4'	5.40	1.57	1.51
34	BA	1238	C	C3'-C2'	-5.40	1.46	1.52
35	BB	489	A	P-O5'	-5.40	1.54	1.59
39	BF	9	C	N3-C4	-5.40	1.30	1.33
85	AA	367	A	P-O5'	-5.40	1.54	1.59
85	AA	484	G	O3'-P	-5.40	1.54	1.61
34	BA	716	C	C4'-O4'	-5.40	1.38	1.45
35	BB	408	U	C2'-C1'	-5.40	1.47	1.53
35	BB	649	A	C2'-C1'	-5.40	1.47	1.53
35	BB	1226	G	C5-C6	-5.40	1.36	1.42
38	BE	115	U	O3'-P	-5.40	1.54	1.61
38	BE	117	A	N3-C4	-5.40	1.31	1.34
40	BG	96	C	O3'-P	-5.40	1.54	1.61
40	BG	109	C	N1-C6	-5.40	1.33	1.37
85	AA	179	G	C4'-O4'	-5.40	1.38	1.45
85	AA	394	C	C4-N4	-5.40	1.29	1.33
85	AA	888	A	N7-C5	-5.40	1.36	1.39
85	AA	912	C	O3'-P	-5.40	1.54	1.61
85	AA	1356	U	C2-N3	-5.40	1.33	1.37
85	AA	2107	C	C3'-C2'	-5.40	1.46	1.52
34	BA	470	C	C3'-C2'	-5.40	1.46	1.52
34	BA	851	C	C2-N3	-5.40	1.31	1.35
34	BA	921	G	C1'-N9	-5.40	1.39	1.46
34	BA	1282	G	C2-N3	-5.40	1.28	1.32
34	BA	1414	C	C2-N3	-5.40	1.31	1.35
34	BA	1795	A	N9-C8	-5.40	1.33	1.37
35	BB	1427	A	N9-C4	-5.40	1.34	1.37
36	BC	108	A	N9-C8	-5.40	1.33	1.37
85	AA	719	C	C2-N3	-5.40	1.31	1.35
85	AA	2150	G	N7-C5	-5.40	1.36	1.39
86	AB	15	G	C6-N1	-5.40	1.35	1.39
34	BA	32	A	C8-N7	-5.39	1.27	1.31
34	BA	543	A	N7-C5	-5.39	1.36	1.39
34	BA	933	U	C4'-C3'	-5.39	1.47	1.52
34	BA	942	G	C2'-C1'	-5.39	1.47	1.53
34	BA	1045	C	C2-N3	-5.39	1.31	1.35
35	BB	574	G	C5-C4	-5.39	1.34	1.38
35	BB	1059	U	O3'-P	-5.39	1.54	1.61
36	BC	88	A	C2'-C1'	-5.39	1.47	1.53

Continued on next page...

Continued from previous page...

Mol	Chain	Res	Type	Atoms	Z	Observed(Å)	Ideal(Å)
36	BC	119	G	O4'-C1'	-5.39	1.34	1.41
40	BG	9	G	C2-N2	-5.39	1.29	1.34
40	BG	126	G	C5-C6	-5.39	1.36	1.42
65	Bf	93	HIS	N-CA	-5.39	1.35	1.46
85	AA	637	U	O4'-C1'	-5.39	1.34	1.41
85	AA	1471	G	C2-N2	-5.39	1.29	1.34
85	AA	1790	G	P-O5'	-5.39	1.54	1.59
34	BA	515	U	O3'-P	-5.39	1.54	1.61
34	BA	1270	G	C4'-C3'	-5.39	1.47	1.52
34	BA	1323	G	C6-N1	-5.39	1.35	1.39
34	BA	1552	C	C3'-C2'	-5.39	1.46	1.52
34	BA	1667	G	C1'-N9	-5.39	1.39	1.46
34	BA	1686	G	C5-C6	-5.39	1.36	1.42
35	BB	58	G	C2'-C1'	-5.39	1.47	1.53
35	BB	766	G	C4'-C3'	-5.39	1.47	1.52
35	BB	1065	G	P-O5'	-5.39	1.54	1.59
35	BB	1094	A	O4'-C1'	-5.39	1.34	1.41
37	BD	98	G	C2'-C1'	-5.39	1.47	1.53
85	AA	339	A	P-O5'	-5.39	1.54	1.59
85	AA	359	A	O3'-P	-5.39	1.54	1.61
85	AA	1236	G	C2-N2	-5.39	1.29	1.34
85	AA	2013	A	O3'-P	-5.39	1.54	1.61
85	AA	2238	C	O3'-P	-5.39	1.54	1.61
34	BA	900	A	C4'-C3'	-5.39	1.47	1.52
35	BB	1055	G	C1'-N9	-5.39	1.39	1.46
35	BB	1418	C	C4-N4	-5.39	1.29	1.33
64	Be	83	PHE	CB-CG	-5.39	1.42	1.51
85	AA	84	C	C2'-C1'	-5.39	1.47	1.53
34	BA	167	U	N3-C4	-5.39	1.33	1.38
34	BA	328	A	P-O5'	-5.39	1.54	1.59
34	BA	894	G	C5-C6	-5.39	1.36	1.42
34	BA	1071	G	C5-C4	-5.39	1.34	1.38
34	BA	1709	A	C6-N6	-5.39	1.29	1.33
35	BB	804	U	O4'-C1'	-5.39	1.34	1.41
35	BB	1103	A	C5-C6	-5.39	1.36	1.41
35	BB	1422	G	C4'-C3'	-5.39	1.47	1.52
36	BC	49	G	C5-C4	-5.39	1.34	1.38
37	BD	86	A	C5-C4	-5.39	1.34	1.38
38	BE	93	U	C4-C5	-5.39	1.38	1.43
85	AA	11	A	C5-C4	-5.39	1.34	1.38
85	AA	767	A	C4'-C3'	5.39	1.59	1.53
85	AA	1232	U	C2-N3	-5.39	1.33	1.37

Continued on next page...

Continued from previous page...

Mol	Chain	Res	Type	Atoms	Z	Observed(Å)	Ideal(Å)
85	AA	1242	A	C3'-C2'	-5.39	1.46	1.52
85	AA	1528	A	C3'-C2'	-5.39	1.46	1.52
34	BA	1437	G	C4'-C3'	-5.39	1.47	1.52
34	BA	1508	C	O3'-P	-5.39	1.54	1.61
35	BB	441	G	C4'-O4'	-5.39	1.38	1.45
35	BB	1234	G	C4'-C3'	-5.39	1.47	1.52
35	BB	1538	G	N9-C8	-5.39	1.34	1.37
36	BC	147	G	C5-C4	-5.39	1.34	1.38
38	BE	65	U	O3'-P	-5.39	1.54	1.61
85	AA	38	C	C3'-C2'	-5.39	1.46	1.52
85	AA	488	G	N9-C4	5.39	1.42	1.38
85	AA	858	G	P-O5'	-5.39	1.54	1.59
85	AA	1531	G	C2'-C1'	-5.39	1.47	1.53
34	BA	84	U	C5'-C4'	-5.39	1.44	1.51
34	BA	178	C	P-O5'	-5.39	1.54	1.59
34	BA	216	C	C2-N3	-5.39	1.31	1.35
34	BA	520	G	P-O5'	-5.39	1.54	1.59
34	BA	538	G	N7-C5	-5.39	1.36	1.39
34	BA	621	G	O3'-P	-5.39	1.54	1.61
34	BA	883	C	P-O5'	-5.39	1.54	1.59
34	BA	1322	A	P-O5'	-5.39	1.54	1.59
35	BB	53	C	C1'-N1	-5.39	1.39	1.46
35	BB	104	G	C2-N2	-5.39	1.29	1.34
35	BB	109	U	C3'-C2'	-5.39	1.46	1.52
35	BB	789	G	C6-N1	-5.39	1.35	1.39
36	BC	13	U	C2-N3	-5.39	1.33	1.37
37	BD	74	A	C8-N7	-5.39	1.27	1.31
40	BG	119	A	N9-C4	-5.39	1.34	1.37
41	BH	75	G	O3'-P	-5.39	1.54	1.61
85	AA	694	A	C4'-C3'	-5.39	1.47	1.52
85	AA	869	A	O4'-C1'	-5.39	1.34	1.41
85	AA	1058	G	P-O5'	-5.39	1.54	1.59
85	AA	1195	U	C3'-C2'	-5.39	1.46	1.52
85	AA	1370	G	N7-C5	-5.39	1.36	1.39
85	AA	1486	G	C2-N2	-5.39	1.29	1.34
85	AA	2134	U	C2-N3	-5.39	1.33	1.37
34	BA	412	G	C6-N1	-5.38	1.35	1.39
34	BA	478	G	C5'-C4'	5.38	1.57	1.51
34	BA	821	G	C3'-O3'	5.38	1.49	1.42
34	BA	861	C	C2'-C1'	-5.38	1.47	1.53
34	BA	1177	C	C5'-C4'	-5.38	1.44	1.51
34	BA	1327	G	N3-C4	-5.38	1.31	1.35

Continued on next page...

Continued from previous page...

Mol	Chain	Res	Type	Atoms	Z	Observed(Å)	Ideal(Å)
34	BA	1648	G	C4'-C3'	-5.38	1.47	1.52
34	BA	1691	G	O4'-C1'	-5.38	1.34	1.41
34	BA	1825	U	C4'-O4'	-5.38	1.38	1.45
35	BB	19	C	C1'-N1	-5.38	1.39	1.46
35	BB	50	A	C5-C4	-5.38	1.34	1.38
35	BB	751	A	C2'-C1'	-5.38	1.47	1.53
35	BB	1220	A	C3'-O3'	-5.38	1.34	1.42
37	BD	100	A	C2'-C1'	-5.38	1.47	1.53
37	BD	104	C	P-O5'	-5.38	1.54	1.59
38	BE	51	C	C4-N4	-5.38	1.29	1.33
39	BF	42	G	N1-C2	-5.38	1.33	1.37
40	BG	76	C	C3'-C2'	-5.38	1.46	1.52
41	BH	92	A	N3-C4	5.38	1.38	1.34
85	AA	2	A	C5'-C4'	5.38	1.57	1.51
85	AA	50	C	C2-N3	-5.38	1.31	1.35
85	AA	318	A	P-O5'	-5.38	1.54	1.59
85	AA	598	C	C5'-C4'	5.38	1.57	1.51
85	AA	690	G	C3'-C2'	-5.38	1.46	1.52
85	AA	1288	A	C3'-C2'	-5.38	1.46	1.52
85	AA	1378	U	O3'-P	-5.38	1.54	1.61
85	AA	1951	U	C2'-C1'	-5.38	1.47	1.53
34	BA	757	G	C3'-O3'	-5.38	1.34	1.42
35	BB	666	A	N7-C5	-5.38	1.36	1.39
38	BE	121	G	C3'-C2'	-5.38	1.46	1.52
85	AA	393	C	C4'-O4'	-5.38	1.38	1.45
85	AA	802	A	C2'-C1'	-5.38	1.47	1.53
34	BA	166	G	C1'-N9	-5.38	1.39	1.46
34	BA	366	G	C4'-O4'	-5.38	1.38	1.45
34	BA	702	G	C5'-C4'	5.38	1.57	1.51
34	BA	956	G	N3-C4	-5.38	1.31	1.35
34	BA	992	A	C3'-C2'	-5.38	1.46	1.52
34	BA	1261	G	C2-N2	-5.38	1.29	1.34
34	BA	1516	G	N7-C5	-5.38	1.36	1.39
35	BB	132	G	N9-C4	-5.38	1.33	1.38
35	BB	539	G	C2-N3	-5.38	1.28	1.32
35	BB	708	C	C2'-C1'	-5.38	1.47	1.53
35	BB	1089	A	C3'-C2'	-5.38	1.46	1.52
35	BB	1405	G	C6-N1	-5.38	1.35	1.39
37	BD	5	A	P-O5'	-5.38	1.54	1.59
38	BE	180	G	N7-C5	-5.38	1.36	1.39
85	AA	53	G	N1-C2	-5.38	1.33	1.37
85	AA	66	U	C5'-C4'	5.38	1.57	1.51

Continued on next page...

Continued from previous page...

Mol	Chain	Res	Type	Atoms	Z	Observed(Å)	Ideal(Å)
85	AA	181	A	C4'-C3'	-5.38	1.47	1.52
85	AA	585	G	O3'-P	-5.38	1.54	1.61
85	AA	1522	U	O3'-P	-5.38	1.54	1.61
85	AA	1665	G	C2-N2	-5.38	1.29	1.34
85	AA	2089	G	C3'-C2'	-5.38	1.46	1.52
34	BA	758	G	C2'-C1'	-5.38	1.47	1.53
34	BA	1170	A	C5-C4	-5.38	1.34	1.38
35	BB	568	A	N3-C4	-5.38	1.31	1.34
35	BB	1158	C	C2-N3	-5.38	1.31	1.35
36	BC	67	U	C2-N3	-5.38	1.33	1.37
39	BF	2	G	P-O5'	-5.38	1.54	1.59
85	AA	335	G	C6-N1	-5.38	1.35	1.39
85	AA	1116	G	C5-C4	-5.38	1.34	1.38
34	BA	364	C	P-O5'	-5.38	1.54	1.59
34	BA	767	U	C2'-C1'	-5.38	1.47	1.53
34	BA	892	C	C4'-C3'	-5.38	1.47	1.52
34	BA	1201	G	C1'-N9	-5.38	1.39	1.46
35	BB	13	A	C3'-C2'	-5.38	1.46	1.52
35	BB	1394	A	O3'-P	-5.38	1.54	1.61
35	BB	1403	G	C2'-C1'	-5.38	1.47	1.53
85	AA	457	G	O4'-C1'	-5.38	1.34	1.41
85	AA	756	G	C2'-C1'	-5.38	1.47	1.53
85	AA	877	G	C3'-C2'	-5.38	1.46	1.52
85	AA	1009	G	C2-N2	-5.38	1.29	1.34
85	AA	1484	G	N9-C8	-5.38	1.34	1.37
34	BA	17	A	N7-C5	-5.38	1.36	1.39
34	BA	55	G	P-O5'	-5.38	1.54	1.59
34	BA	912	G	C3'-C2'	-5.38	1.46	1.52
34	BA	1214	U	C2'-C1'	-5.38	1.47	1.53
34	BA	1307	U	C1'-N1	5.38	1.56	1.48
34	BA	1486	U	N1-C2	5.38	1.43	1.38
34	BA	1577	U	O3'-P	-5.38	1.54	1.61
34	BA	1596	C	C1'-N1	-5.38	1.39	1.46
35	BB	1154	C	C2-N3	-5.38	1.31	1.35
38	BE	124	G	N3-C4	-5.38	1.31	1.35
40	BG	81	G	C2-N2	-5.38	1.29	1.34
40	BG	89	A	C6-N6	-5.38	1.29	1.33
85	AA	880	A	N7-C5	-5.38	1.36	1.39
85	AA	1104	G	C4'-C3'	-5.38	1.47	1.52
85	AA	1441	G	N3-C4	-5.38	1.31	1.35
85	AA	1457	C	N1-C6	5.38	1.40	1.37
85	AA	1489	G	N9-C4	-5.38	1.33	1.38

Continued on next page...

Continued from previous page...

Mol	Chain	Res	Type	Atoms	Z	Observed(Å)	Ideal(Å)
85	AA	1501	A	C3'-C2'	-5.38	1.46	1.52
85	AA	1540	A	C8-N7	-5.38	1.27	1.31
34	BA	1098	G	C3'-C2'	-5.38	1.46	1.52
34	BA	1321	A	C6-N1	5.38	1.39	1.35
34	BA	1490	U	C3'-O3'	5.38	1.49	1.42
35	BB	474	G	C2-N2	-5.38	1.29	1.34
35	BB	550	G	C2'-C1'	-5.38	1.47	1.53
35	BB	669	A	P-O5'	-5.38	1.54	1.59
35	BB	993	A	O3'-P	-5.38	1.54	1.61
35	BB	1198	C	C2'-C1'	-5.38	1.47	1.53
41	BH	48	G	N7-C5	-5.38	1.36	1.39
85	AA	779	G	O3'-P	-5.38	1.54	1.61
85	AA	822	U	C3'-C2'	-5.38	1.46	1.52
85	AA	1230	U	C2-N3	-5.38	1.33	1.37
34	BA	135	G	C5-C6	-5.37	1.36	1.42
34	BA	320	G	C2-N2	-5.37	1.29	1.34
34	BA	453	A	C5-C4	-5.37	1.34	1.38
34	BA	1516	G	N3-C4	-5.37	1.31	1.35
35	BB	41	A	N9-C4	-5.37	1.34	1.37
35	BB	997	G	C6-N1	-5.37	1.35	1.39
36	BC	8	C	C2-N3	-5.37	1.31	1.35
38	BE	98	C	P-O5'	-5.37	1.54	1.59
40	BG	50	G	N3-C4	-5.37	1.31	1.35
41	BH	19	G	C6-N1	-5.37	1.35	1.39
67	Bh	64	ARG	CA-C	-5.37	1.39	1.52
85	AA	312	G	C1'-N9	-5.37	1.39	1.46
85	AA	524	A	N9-C4	-5.37	1.34	1.37
85	AA	1490	A	O4'-C1'	-5.37	1.34	1.41
34	BA	198	U	C2-N3	-5.37	1.33	1.37
34	BA	276	C	C1'-N1	-5.37	1.39	1.46
34	BA	448	U	C3'-C2'	-5.37	1.46	1.52
34	BA	486	G	O4'-C1'	-5.37	1.34	1.41
34	BA	609	G	C4'-C3'	-5.37	1.47	1.52
34	BA	795	G	N3-C4	-5.37	1.31	1.35
34	BA	908	G	N1-C2	-5.37	1.33	1.37
34	BA	1613	G	C2-N2	-5.37	1.29	1.34
35	BB	609	G	C5-C4	-5.37	1.34	1.38
35	BB	956	G	O3'-P	-5.37	1.54	1.61
35	BB	1075	A	C5-C4	-5.37	1.34	1.38
35	BB	1142	C	P-O5'	-5.37	1.54	1.59
35	BB	1409	G	C5-C4	-5.37	1.34	1.38
36	BC	139	A	O3'-P	-5.37	1.54	1.61

Continued on next page...

Continued from previous page...

Mol	Chain	Res	Type	Atoms	Z	Observed(Å)	Ideal(Å)
40	BG	44	G	N1-C2	-5.37	1.33	1.37
40	BG	58	G	C5'-C4'	-5.37	1.45	1.51
41	BH	64	U	P-O5'	-5.37	1.54	1.59
85	AA	1454	U	N1-C6	-5.37	1.33	1.38
34	BA	415	C	C2-N3	-5.37	1.31	1.35
34	BA	1097	G	C2-N2	-5.37	1.29	1.34
34	BA	1303	U	C2-N3	-5.37	1.33	1.37
34	BA	1327	G	C2-N2	-5.37	1.29	1.34
34	BA	1457	C	C1'-N1	-5.37	1.39	1.46
35	BB	742	G	C2'-C1'	-5.37	1.47	1.53
35	BB	1261	U	C2'-C1'	-5.37	1.47	1.53
36	BC	91	G	N1-C2	-5.37	1.33	1.37
85	AA	160	A	C6-N1	-5.37	1.31	1.35
34	BA	525	A	C3'-C2'	-5.37	1.46	1.52
34	BA	873	G	C2'-C1'	-5.37	1.47	1.53
34	BA	1181	G	C2'-C1'	-5.37	1.47	1.53
35	BB	425	G	N3-C4	-5.37	1.31	1.35
35	BB	845	C	C3'-C2'	-5.37	1.46	1.52
35	BB	1059	U	C2-N3	-5.37	1.33	1.37
35	BB	1365	G	C2-N2	-5.37	1.29	1.34
35	BB	1374	U	N1-C6	-5.37	1.33	1.38
35	BB	1424	G	C2-N3	-5.37	1.28	1.32
40	BG	16	G	N1-C2	-5.37	1.33	1.37
40	BG	149	U	N1-C6	-5.37	1.33	1.38
48	BO	35	GLY	CA-C	-5.37	1.43	1.51
74	Bo	79	VAL	CA-CB	-5.37	1.43	1.54
85	AA	779	G	N9-C8	-5.37	1.34	1.37
85	AA	934	A	N7-C5	-5.37	1.36	1.39
85	AA	1842	C	P-O5'	-5.37	1.54	1.59
34	BA	46	C	P-O5'	-5.37	1.54	1.59
34	BA	86	A	N3-C4	-5.37	1.31	1.34
34	BA	1213	A	N9-C8	-5.37	1.33	1.37
41	BH	72	G	O4'-C1'	-5.37	1.34	1.41
85	AA	66	U	C4'-O4'	-5.37	1.38	1.45
85	AA	439	U	C1'-N1	-5.37	1.39	1.46
85	AA	1447	U	P-O5'	-5.37	1.54	1.59
85	AA	1760	C	P-O5'	-5.37	1.54	1.59
85	AA	2128	G	O4'-C1'	-5.37	1.34	1.41
34	BA	162	G	N7-C5	-5.37	1.36	1.39
34	BA	363	G	C5-C6	-5.37	1.36	1.42
34	BA	455	A	C5-C4	-5.37	1.34	1.38
34	BA	1046	G	N1-C2	-5.37	1.33	1.37

Continued on next page...

Continued from previous page...

Mol	Chain	Res	Type	Atoms	Z	Observed(Å)	Ideal(Å)
34	BA	1166	A	C4'-C3'	-5.37	1.47	1.52
34	BA	1580	U	C4'-O4'	-5.37	1.38	1.45
35	BB	16	G	O4'-C1'	-5.37	1.34	1.41
35	BB	1087	A	C5-C4	-5.37	1.34	1.38
38	BE	50	G	P-O5'	-5.37	1.54	1.59
41	BH	18	C	C4'-C3'	-5.37	1.47	1.52
85	AA	189	G	N9-C8	-5.37	1.34	1.37
85	AA	250	C	O3'-P	-5.37	1.54	1.61
85	AA	267	U	P-O5'	-5.37	1.54	1.59
85	AA	712	U	O3'-P	-5.37	1.54	1.61
85	AA	1507	G	P-O5'	-5.37	1.54	1.59
85	AA	2014	G	P-O5'	-5.37	1.54	1.59
34	BA	26	C	C4-N4	-5.36	1.29	1.33
34	BA	292	C	C2-N3	-5.36	1.31	1.35
34	BA	754	G	C6-N1	-5.36	1.35	1.39
34	BA	919	A	N3-C4	-5.36	1.31	1.34
34	BA	1839	G	C4'-C3'	-5.36	1.47	1.52
35	BB	739	C	P-O5'	-5.36	1.54	1.59
36	BC	40	A	C3'-C2'	-5.36	1.46	1.52
36	BC	104	A	C5'-C4'	-5.36	1.45	1.51
38	BE	146	U	O3'-P	-5.36	1.54	1.61
85	AA	411	U	O4'-C1'	-5.36	1.34	1.41
85	AA	651	G	C3'-C2'	-5.36	1.46	1.52
85	AA	883	A	C5-C4	-5.36	1.34	1.38
85	AA	1019	U	O3'-P	-5.36	1.54	1.61
85	AA	1295	G	O3'-P	-5.36	1.54	1.61
85	AA	1456	A	C4'-O4'	5.36	1.52	1.45
85	AA	1935	G	N7-C5	-5.36	1.36	1.39
34	BA	1249	G	C2-N2	-5.36	1.29	1.34
34	BA	1567	G	C2-N2	-5.36	1.29	1.34
35	BB	49	A	C5-C4	-5.36	1.34	1.38
35	BB	840	C	C2'-C1'	-5.36	1.47	1.53
35	BB	1299	G	C2'-C1'	-5.36	1.47	1.53
35	BB	1351	G	C2'-C1'	-5.36	1.47	1.53
35	BB	1419	G	C2-N2	-5.36	1.29	1.34
61	Bb	71	PRO	N-CA	-5.36	1.38	1.47
85	AA	820	G	C6-N1	-5.36	1.35	1.39
85	AA	900	G	N1-C2	-5.36	1.33	1.37
85	AA	1512	U	C2'-C1'	-5.36	1.47	1.53
85	AA	1708	A	O4'-C1'	-5.36	1.34	1.41
27	AT	117	ARG	CD-NE	5.36	1.55	1.46
34	BA	359	G	C2'-C1'	-5.36	1.47	1.53

Continued on next page...

Continued from previous page...

Mol	Chain	Res	Type	Atoms	Z	Observed(Å)	Ideal(Å)
34	BA	933	U	C3'-C2'	-5.36	1.46	1.52
34	BA	986	G	O3'-P	-5.36	1.54	1.61
34	BA	1363	A	C1'-N9	-5.36	1.39	1.46
34	BA	1428	G	C5-C6	-5.36	1.36	1.42
34	BA	1439	C	C4'-C3'	-5.36	1.47	1.52
34	BA	1546	C	O3'-P	-5.36	1.54	1.61
35	BB	664	A	O3'-P	-5.36	1.54	1.61
85	AA	506	G	P-O5'	-5.36	1.54	1.59
85	AA	1508	A	P-O5'	-5.36	1.54	1.59
85	AA	1727	U	C4'-O4'	-5.36	1.38	1.45
85	AA	2041	G	N9-C8	-5.36	1.34	1.37
34	BA	1163	G	C3'-C2'	-5.36	1.46	1.52
34	BA	1448	G	O3'-P	-5.36	1.54	1.61
34	BA	1565	U	C5'-C4'	5.36	1.57	1.51
34	BA	1706	A	C5-C4	-5.36	1.34	1.38
40	BG	117	C	N1-C6	-5.36	1.33	1.37
40	BG	172	C	O4'-C1'	-5.36	1.34	1.41
41	BH	106	G	N9-C4	-5.36	1.33	1.38
34	BA	77	C	C4-N4	-5.36	1.29	1.33
34	BA	146	G	C5-C4	-5.36	1.34	1.38
34	BA	292	C	N1-C6	-5.36	1.33	1.37
34	BA	331	G	N1-C2	-5.36	1.33	1.37
34	BA	696	A	N9-C8	-5.36	1.33	1.37
34	BA	823	G	C6-N1	-5.36	1.35	1.39
34	BA	852	C	C4-N4	-5.36	1.29	1.33
34	BA	1729	G	N7-C5	-5.36	1.36	1.39
35	BB	115	A	C1'-N9	-5.36	1.39	1.46
35	BB	134	G	P-O5'	-5.36	1.54	1.59
35	BB	366	G	C1'-N9	-5.36	1.39	1.46
35	BB	428	G	C4'-C3'	-5.36	1.47	1.52
35	BB	586	U	C1'-N1	-5.36	1.39	1.46
35	BB	1414	A	C5-C4	-5.36	1.35	1.38
35	BB	1504	U	C1'-N1	-5.36	1.39	1.46
36	BC	160	C	C5'-C4'	-5.36	1.45	1.51
85	AA	574	U	O3'-P	-5.36	1.54	1.61
85	AA	688	C	C1'-N1	-5.36	1.39	1.46
85	AA	1244	A	C1'-N9	-5.36	1.39	1.46
85	AA	1608	U	P-O5'	-5.36	1.54	1.59
85	AA	1700	C	C1'-N1	-5.36	1.39	1.46
85	AA	2190	U	O3'-P	-5.36	1.54	1.61
34	BA	262	A	C6-N6	-5.36	1.29	1.33
34	BA	359	G	O3'-P	-5.36	1.54	1.61

Continued on next page...

Continued from previous page...

Mol	Chain	Res	Type	Atoms	Z	Observed(Å)	Ideal(Å)
34	BA	726	G	C3'-C2'	-5.36	1.46	1.52
34	BA	1253	G	N9-C8	-5.36	1.34	1.37
34	BA	1354	G	C1'-N9	-5.36	1.39	1.46
34	BA	1709	A	C2'-C1'	-5.36	1.47	1.53
35	BB	370	A	C4'-O4'	-5.36	1.38	1.45
35	BB	555	G	N9-C4	-5.36	1.33	1.38
35	BB	702	G	C6-N1	-5.36	1.35	1.39
35	BB	1342	C	O4'-C1'	-5.36	1.34	1.41
38	BE	26	G	C8-N7	-5.36	1.27	1.30
38	BE	61	A	C1'-N9	-5.36	1.39	1.46
41	BH	74	G	C2-N3	5.36	1.37	1.32
85	AA	243	A	C6-N6	-5.36	1.29	1.33
85	AA	1506	U	C2-N3	-5.36	1.34	1.37
85	AA	2187	G	C5'-C4'	-5.36	1.45	1.51
34	BA	1264	U	C3'-C2'	-5.35	1.46	1.52
34	BA	1405	A	N3-C4	-5.35	1.31	1.34
34	BA	1435	A	C8-N7	-5.35	1.27	1.31
35	BB	520	G	C5-C4	-5.35	1.34	1.38
35	BB	896	C	C4-N4	-5.35	1.29	1.33
36	BC	56	G	C5-C4	-5.35	1.34	1.38
37	BD	86	A	C1'-N9	-5.35	1.39	1.46
56	BW	109	GLY	CA-C	-5.35	1.43	1.51
85	AA	1515	A	C4'-O4'	-5.35	1.38	1.45
34	BA	143	A	O3'-P	-5.35	1.54	1.61
34	BA	774	A	N3-C4	-5.35	1.31	1.34
34	BA	845	U	P-O5'	-5.35	1.54	1.59
35	BB	590	G	C2'-C1'	-5.35	1.47	1.53
35	BB	657	A	C5'-C4'	-5.35	1.45	1.51
35	BB	1308	G	N3-C4	-5.35	1.31	1.35
38	BE	99	C	C4'-C3'	-5.35	1.47	1.52
41	BH	3	U	P-O5'	-5.35	1.54	1.59
41	BH	23	G	C4'-O4'	-5.35	1.38	1.45
41	BH	74	G	C5'-C4'	5.35	1.57	1.51
85	AA	879	G	N3-C4	-5.35	1.31	1.35
85	AA	882	C	P-O5'	-5.35	1.54	1.59
85	AA	1009	G	C2'-C1'	-5.35	1.47	1.53
85	AA	1196	C	C4'-C3'	-5.35	1.47	1.52
85	AA	1822	G	P-O5'	-5.35	1.54	1.59
85	AA	1864	G	C5-C4	-5.35	1.34	1.38
34	BA	540	G	N7-C5	-5.35	1.36	1.39
34	BA	1741	G	C1'-N9	-5.35	1.39	1.46
35	BB	515	C	C4-N4	-5.35	1.29	1.33

Continued on next page...

Continued from previous page...

Mol	Chain	Res	Type	Atoms	Z	Observed(Å)	Ideal(Å)
35	BB	805	G	C2-N2	-5.35	1.29	1.34
37	BD	30	A	C1'-N9	-5.35	1.39	1.46
40	BG	174	G	C1'-N9	-5.35	1.39	1.46
85	AA	162	A	C8-N7	-5.35	1.27	1.31
85	AA	995	G	N9-C8	-5.35	1.34	1.37
85	AA	1288	A	N9-C4	-5.35	1.34	1.37
34	BA	73	G	N9-C8	-5.35	1.34	1.37
34	BA	364	C	C4'-O4'	-5.35	1.38	1.45
34	BA	776	U	C4'-O4'	-5.35	1.38	1.45
34	BA	850	C	O3'-P	-5.35	1.54	1.61
34	BA	977	G	C8-N7	-5.35	1.27	1.30
34	BA	1028	A	C8-N7	-5.35	1.27	1.31
34	BA	1522	G	N9-C8	-5.35	1.34	1.37
35	BB	28	G	N9-C8	-5.35	1.34	1.37
35	BB	594	U	C1'-N1	-5.35	1.39	1.46
35	BB	879	G	C5'-C4'	5.35	1.57	1.51
35	BB	1003	G	C6-N1	-5.35	1.35	1.39
35	BB	1210	U	N1-C2	-5.35	1.33	1.38
35	BB	1314	G	N7-C5	-5.35	1.36	1.39
35	BB	1435	G	C8-N7	-5.35	1.27	1.30
35	BB	1449	G	C2-N2	-5.35	1.29	1.34
36	BC	59	A	N3-C4	-5.35	1.31	1.34
36	BC	121	G	C1'-N9	-5.35	1.39	1.46
37	BD	60	C	N1-C6	-5.35	1.33	1.37
38	BE	202	C	N3-C4	-5.35	1.30	1.33
39	BF	27	G	O3'-P	-5.35	1.54	1.61
83	Bx	50	GLY	CA-C	5.35	1.60	1.51
85	AA	48	G	P-O5'	-5.35	1.54	1.59
85	AA	109	G	C2-N2	-5.35	1.29	1.34
85	AA	208	U	P-O5'	-5.35	1.54	1.59
85	AA	575	G	C5-C4	-5.35	1.34	1.38
85	AA	676	U	C2-N3	-5.35	1.34	1.37
85	AA	1227	A	C2'-C1'	-5.35	1.47	1.53
34	BA	124	G	C4'-C3'	-5.35	1.47	1.52
34	BA	242	U	P-O5'	-5.35	1.54	1.59
34	BA	378	C	C2-N3	-5.35	1.31	1.35
34	BA	1007	G	P-O5'	-5.35	1.54	1.59
34	BA	1065	U	C4'-C3'	-5.35	1.47	1.52
34	BA	1151	A	C2'-C1'	-5.35	1.47	1.53
34	BA	1273	U	O4'-C1'	-5.35	1.34	1.41
35	BB	973	G	O3'-P	-5.35	1.54	1.61
35	BB	1123	A	O4'-C1'	-5.35	1.34	1.41

Continued on next page...

Continued from previous page...

Mol	Chain	Res	Type	Atoms	Z	Observed(Å)	Ideal(Å)
35	BB	1231	U	C5'-C4'	5.35	1.57	1.51
36	BC	60	U	C4-C5	-5.35	1.38	1.43
37	BD	43	U	C2-N3	-5.35	1.34	1.37
39	BF	55	A	C4'-C3'	5.35	1.59	1.53
41	BH	17	A	N3-C4	-5.35	1.31	1.34
85	AA	51	A	N9-C4	-5.35	1.34	1.37
85	AA	86	G	C2'-C1'	-5.35	1.47	1.53
85	AA	446	C	C2'-C1'	-5.35	1.47	1.53
85	AA	471	U	N3-C4	-5.35	1.33	1.38
85	AA	939	A	C5-C6	-5.35	1.36	1.41
85	AA	1002	G	O3'-P	-5.35	1.54	1.61
85	AA	1252	A	N7-C5	-5.35	1.36	1.39
34	BA	1677	C	C4-N4	-5.35	1.29	1.33
35	BB	523	A	O3'-P	-5.35	1.54	1.61
35	BB	859	U	C2'-C1'	-5.35	1.47	1.53
35	BB	1288	G	C2-N2	-5.35	1.29	1.34
35	BB	1351	G	C2-N2	-5.35	1.29	1.34
36	BC	28	C	C2-O2	-5.35	1.19	1.24
37	BD	18	G	C3'-C2'	-5.35	1.46	1.52
85	AA	118	C	C4-N4	-5.35	1.29	1.33
85	AA	2092	A	C1'-N9	-5.35	1.39	1.46
85	AA	2208	G	P-O5'	-5.35	1.54	1.59
34	BA	235	C	C4-C5	-5.34	1.38	1.43
34	BA	726	G	C5-C6	-5.34	1.37	1.42
34	BA	1160	U	C3'-C2'	-5.34	1.46	1.52
34	BA	1520	A	C5-C4	-5.34	1.35	1.38
35	BB	494	C	P-O5'	-5.34	1.54	1.59
35	BB	1066	G	N9-C8	-5.34	1.34	1.37
35	BB	1104	A	C1'-N9	-5.34	1.39	1.46
35	BB	1154	C	C1'-N1	-5.34	1.39	1.46
35	BB	1249	G	N9-C8	-5.34	1.34	1.37
35	BB	1275	A	C2'-C1'	-5.34	1.47	1.53
37	BD	19	C	O3'-P	-5.34	1.54	1.61
37	BD	79	G	C2-N3	-5.34	1.28	1.32
38	BE	9	C	C3'-C2'	-5.34	1.46	1.52
38	BE	159	A	O3'-P	-5.34	1.54	1.61
38	BE	164	C	C2-N3	-5.34	1.31	1.35
40	BG	66	C	C4'-C3'	-5.34	1.47	1.52
85	AA	10	G	N9-C4	-5.34	1.33	1.38
85	AA	300	C	O3'-P	-5.34	1.54	1.61
85	AA	1034	U	C2'-C1'	-5.34	1.47	1.53
85	AA	1151	G	C1'-N9	-5.34	1.39	1.46

Continued on next page...

Continued from previous page...

Mol	Chain	Res	Type	Atoms	Z	Observed(Å)	Ideal(Å)
85	AA	2077	G	C3'-O3'	5.34	1.49	1.42
85	AA	2135	A	C5-C4	-5.34	1.35	1.38
13	AE	153	TYR	CB-CG	-5.34	1.43	1.51
34	BA	211	C	C2'-C1'	-5.34	1.47	1.53
34	BA	1198	U	O3'-P	-5.34	1.54	1.61
34	BA	1773	U	P-O5'	-5.34	1.54	1.59
35	BB	567	G	N9-C8	-5.34	1.34	1.37
41	BH	3	U	C2-N3	-5.34	1.34	1.37
41	BH	118	U	C4'-C3'	-5.34	1.47	1.52
85	AA	1566	A	C1'-N9	-5.34	1.39	1.46
86	AB	15	G	N1-C2	-5.34	1.33	1.37
34	BA	331	G	N9-C4	-5.34	1.33	1.38
34	BA	719	G	N9-C4	-5.34	1.33	1.38
34	BA	824	C	C3'-C2'	-5.34	1.46	1.52
34	BA	1139	G	C6-N1	-5.34	1.35	1.39
34	BA	1230	G	N9-C8	-5.34	1.34	1.37
34	BA	1333	G	C8-N7	-5.34	1.27	1.30
34	BA	1551	G	C2-N2	-5.34	1.29	1.34
34	BA	1639	U	C3'-C2'	-5.34	1.46	1.52
38	BE	52	U	C4'-O4'	-5.34	1.38	1.45
85	AA	1246	G	N9-C4	5.34	1.42	1.38
85	AA	1490	A	C8-N7	-5.34	1.27	1.31
85	AA	1507	G	C6-N1	-5.34	1.35	1.39
85	AA	2185	U	C1'-N1	-5.34	1.39	1.46
34	BA	542	A	C5-C4	-5.34	1.35	1.38
34	BA	593	G	C2-N2	-5.34	1.29	1.34
34	BA	829	U	C3'-C2'	-5.34	1.46	1.52
34	BA	1034	U	N1-C2	-5.34	1.33	1.38
34	BA	1159	A	C3'-C2'	-5.34	1.46	1.52
34	BA	1228	G	C2'-C1'	-5.34	1.47	1.53
34	BA	1522	G	C2-N2	-5.34	1.29	1.34
34	BA	1651	C	N1-C6	-5.34	1.33	1.37
35	BB	53	C	C3'-C2'	-5.34	1.46	1.52
35	BB	702	G	C8-N7	-5.34	1.27	1.30
35	BB	1087	A	N9-C8	-5.34	1.33	1.37
35	BB	1108	G	N9-C8	-5.34	1.34	1.37
35	BB	1207	C	N1-C2	-5.34	1.34	1.40
35	BB	1218	G	C2-N2	-5.34	1.29	1.34
36	BC	21	U	C2'-C1'	-5.34	1.47	1.53
36	BC	22	U	P-O5'	-5.34	1.54	1.59
38	BE	43	A	N7-C5	-5.34	1.36	1.39
38	BE	185	G	N7-C5	-5.34	1.36	1.39

Continued on next page...

Continued from previous page...

Mol	Chain	Res	Type	Atoms	Z	Observed(Å)	Ideal(Å)
40	BG	18	U	C1'-N1	-5.34	1.39	1.46
40	BG	66	C	P-O5'	-5.34	1.54	1.59
85	AA	578	U	P-O5'	-5.34	1.54	1.59
85	AA	1470	A	N3-C4	-5.34	1.31	1.34
85	AA	2101	C	P-O5'	-5.34	1.54	1.59
85	AA	2146	G	N7-C5	-5.34	1.36	1.39
34	BA	262	A	C5-C4	-5.34	1.35	1.38
34	BA	687	G	C4'-C3'	-5.34	1.47	1.52
35	BB	412	A	C5-C6	-5.34	1.36	1.41
35	BB	517	G	N1-C2	-5.34	1.33	1.37
35	BB	770	G	P-O5'	-5.34	1.54	1.59
38	BE	193	A	C2'-C1'	-5.34	1.47	1.53
40	BG	106	G	N7-C5	-5.34	1.36	1.39
41	BH	45	G	C5-C4	-5.34	1.34	1.38
85	AA	132	G	C2'-C1'	-5.34	1.47	1.53
85	AA	372	U	C4'-C3'	-5.34	1.47	1.52
85	AA	1001	G	C6-N1	-5.34	1.35	1.39
85	AA	1242	A	O3'-P	-5.34	1.54	1.61
34	BA	251	U	P-O5'	-5.34	1.54	1.59
34	BA	719	G	O3'-P	-5.34	1.54	1.61
34	BA	1447	C	O4'-C1'	-5.34	1.34	1.41
35	BB	477	U	P-O5'	-5.34	1.54	1.59
37	BD	58	G	P-O5'	-5.34	1.54	1.59
37	BD	65	G	C3'-C2'	-5.34	1.46	1.52
34	BA	425	G	C6-N1	-5.33	1.35	1.39
34	BA	1001	G	N3-C4	-5.33	1.31	1.35
37	BD	13	A	C2'-C1'	-5.33	1.47	1.53
85	AA	494	G	C2'-C1'	-5.33	1.47	1.53
85	AA	558	U	O3'-P	-5.33	1.54	1.61
85	AA	1111	A	O3'-P	-5.33	1.54	1.61
85	AA	1254	A	N7-C5	-5.33	1.36	1.39
34	BA	164	C	O3'-P	-5.33	1.54	1.61
34	BA	329	G	P-O5'	-5.33	1.54	1.59
34	BA	1100	A	C5-C4	-5.33	1.35	1.38
35	BB	584	A	C4'-C3'	-5.33	1.47	1.52
35	BB	1299	G	N9-C8	-5.33	1.34	1.37
35	BB	1498	G	C5-C4	-5.33	1.34	1.38
36	BC	57	C	C3'-C2'	-5.33	1.46	1.52
36	BC	142	C	C2-N3	-5.33	1.31	1.35
37	BD	108	G	C8-N7	-5.33	1.27	1.30
38	BE	42	C	P-O5'	-5.33	1.54	1.59
53	BT	100	ARG	N-CA	-5.33	1.35	1.46

Continued on next page...

Continued from previous page...

Mol	Chain	Res	Type	Atoms	Z	Observed(Å)	Ideal(Å)
85	AA	40	A	N9-C4	-5.33	1.34	1.37
85	AA	79	G	N9-C8	-5.33	1.34	1.37
85	AA	305	A	C2'-C1'	-5.33	1.47	1.53
85	AA	990	U	O3'-P	-5.33	1.54	1.61
85	AA	1127	G	P-O5'	-5.33	1.54	1.59
85	AA	1585	A	N7-C5	-5.33	1.36	1.39
85	AA	1611	A	C1'-N9	-5.33	1.39	1.46
85	AA	2178	A	P-O5'	-5.33	1.54	1.59
34	BA	199	U	C1'-N1	-5.33	1.39	1.46
35	BB	12	G	C6-N1	-5.33	1.35	1.39
35	BB	133	G	N9-C8	-5.33	1.34	1.37
35	BB	471	U	O4'-C1'	-5.33	1.34	1.41
35	BB	583	G	C3'-C2'	-5.33	1.46	1.52
35	BB	772	U	C2-N3	-5.33	1.34	1.37
35	BB	795	A	C6-N6	-5.33	1.29	1.33
37	BD	46	G	N3-C4	-5.33	1.31	1.35
38	BE	74	U	O3'-P	-5.33	1.54	1.61
40	BG	81	G	N9-C8	-5.33	1.34	1.37
85	AA	102	A	C8-N7	-5.33	1.27	1.31
85	AA	204	U	C2'-C1'	-5.33	1.47	1.53
85	AA	294	G	C5'-C4'	5.33	1.57	1.51
85	AA	309	G	N9-C4	-5.33	1.33	1.38
85	AA	457	G	O3'-P	-5.33	1.54	1.61
85	AA	584	G	N1-C2	-5.33	1.33	1.37
85	AA	871	U	C2-N3	-5.33	1.34	1.37
85	AA	2082	C	C4-N4	-5.33	1.29	1.33
35	BB	588	A	C1'-N9	-5.33	1.39	1.46
35	BB	1155	U	C4'-C3'	-5.33	1.47	1.52
35	BB	1516	C	C3'-C2'	-5.33	1.46	1.52
85	AA	935	A	O3'-P	-5.33	1.54	1.61
85	AA	1624	U	C2'-C1'	-5.33	1.47	1.53
85	AA	2032	G	C6-N1	-5.33	1.35	1.39
86	AB	63	G	C3'-C2'	-5.33	1.46	1.52
34	BA	1626	U	C3'-C2'	5.33	1.58	1.52
35	BB	866	A	C2'-C1'	-5.33	1.47	1.53
35	BB	1322	A	O4'-C1'	-5.33	1.34	1.41
36	BC	42	G	C2-N3	-5.33	1.28	1.32
37	BD	11	A	C2'-C1'	-5.33	1.47	1.53
40	BG	175	G	N1-C2	-5.33	1.33	1.37
85	AA	27	U	C3'-C2'	-5.33	1.46	1.52
85	AA	386	G	N1-C2	-5.33	1.33	1.37
85	AA	1231	G	N1-C2	-5.33	1.33	1.37

Continued on next page...

Continued from previous page...

Mol	Chain	Res	Type	Atoms	Z	Observed(Å)	Ideal(Å)
85	AA	1554	C	C1'-N1	-5.33	1.39	1.46
85	AA	2215	C	O3'-P	-5.33	1.54	1.61
34	BA	517	A	C3'-C2'	-5.33	1.46	1.52
34	BA	863	G	C8-N7	5.33	1.34	1.30
34	BA	1276	G	C2-N2	-5.33	1.29	1.34
35	BB	438	G	O4'-C1'	-5.33	1.34	1.41
35	BB	452	A	C3'-O3'	5.33	1.49	1.42
38	BE	198	A	C3'-C2'	-5.33	1.46	1.52
85	AA	453	G	P-O5'	-5.33	1.54	1.59
85	AA	1176	C	N1-C6	-5.33	1.33	1.37
85	AA	1502	A	N9-C4	-5.33	1.34	1.37
34	BA	248	G	N3-C4	-5.33	1.31	1.35
34	BA	261	A	C2'-C1'	-5.33	1.47	1.53
34	BA	288	U	C3'-O3'	5.33	1.49	1.42
34	BA	825	G	C8-N7	-5.33	1.27	1.30
34	BA	990	G	N9-C8	-5.33	1.34	1.37
34	BA	1009	G	N9-C8	-5.33	1.34	1.37
34	BA	1275	G	C5-C4	-5.33	1.34	1.38
34	BA	1343	A	O3'-P	-5.33	1.54	1.61
34	BA	1735	G	O3'-P	-5.33	1.54	1.61
34	BA	1832	A	C4'-C3'	-5.33	1.47	1.52
35	BB	441	G	N9-C8	-5.33	1.34	1.37
35	BB	803	U	C1'-N1	-5.33	1.39	1.46
40	BG	76	C	C4'-C3'	-5.33	1.47	1.52
85	AA	203	C	C2'-C1'	-5.33	1.47	1.53
85	AA	553	G	N7-C5	-5.33	1.36	1.39
85	AA	729	U	P-O5'	-5.33	1.54	1.59
85	AA	781	G	P-O5'	-5.33	1.54	1.59
85	AA	809	A	O3'-P	-5.33	1.54	1.61
85	AA	929	G	C5-C4	-5.33	1.34	1.38
85	AA	2241	C	C2-N3	-5.33	1.31	1.35
34	BA	327	G	C5-C4	-5.32	1.34	1.38
34	BA	880	G	C3'-C2'	-5.32	1.46	1.52
34	BA	1404	A	O3'-P	-5.32	1.54	1.61
34	BA	1407	C	C2-N3	-5.32	1.31	1.35
34	BA	1654	G	N3-C4	-5.32	1.31	1.35
34	BA	1839	G	C2-N2	-5.32	1.29	1.34
35	BB	71	A	C6-N6	-5.32	1.29	1.33
35	BB	315	C	P-O5'	-5.32	1.54	1.59
35	BB	1162	A	C4'-C3'	-5.32	1.47	1.52
36	BC	87	C	C4'-O4'	-5.32	1.38	1.45
38	BE	69	C	C3'-C2'	-5.32	1.46	1.52

Continued on next page...

Continued from previous page...

Mol	Chain	Res	Type	Atoms	Z	Observed(Å)	Ideal(Å)
38	BE	176	G	C2-N2	-5.32	1.29	1.34
38	BE	193	A	C1'-N9	-5.32	1.39	1.46
41	BH	135	U	C2-N3	-5.32	1.34	1.37
85	AA	238	C	P-O5'	-5.32	1.54	1.59
85	AA	315	U	C3'-C2'	-5.32	1.46	1.52
85	AA	424	A	P-O5'	-5.32	1.54	1.59
85	AA	1503	G	O4'-C1'	-5.32	1.34	1.41
85	AA	1872	G	O3'-P	-5.32	1.54	1.61
85	AA	1873	U	O3'-P	-5.32	1.54	1.61
85	AA	2166	G	C2'-C1'	-5.32	1.47	1.53
85	AA	2213	A	C1'-N9	-5.32	1.39	1.46
34	BA	121	A	C8-N7	-5.32	1.27	1.31
34	BA	207	A	C5-C6	-5.32	1.36	1.41
34	BA	230	A	O3'-P	-5.32	1.54	1.61
34	BA	800	G	C5-C4	-5.32	1.34	1.38
34	BA	1469	G	C2-N2	-5.32	1.29	1.34
35	BB	622	G	C3'-C2'	-5.32	1.46	1.52
35	BB	1069	C	O3'-P	-5.32	1.54	1.61
85	AA	371	C	C2'-C1'	-5.32	1.47	1.53
85	AA	2131	C	C4-N4	-5.32	1.29	1.33
34	BA	20	A	N9-C8	-5.32	1.33	1.37
34	BA	141	G	C3'-C2'	-5.32	1.46	1.52
34	BA	474	A	P-O5'	-5.32	1.54	1.59
34	BA	516	U	C5'-C4'	5.32	1.57	1.51
34	BA	1067	G	O3'-P	-5.32	1.54	1.61
34	BA	1226	G	N1-C2	-5.32	1.33	1.37
34	BA	1229	G	C2-N3	-5.32	1.28	1.32
35	BB	90	G	C1'-N9	-5.32	1.39	1.46
35	BB	282	A	P-O5'	-5.32	1.54	1.59
35	BB	1031	G	C4'-O4'	-5.32	1.38	1.45
35	BB	1046	C	C2-N3	-5.32	1.31	1.35
35	BB	1166	A	C5-C4	-5.32	1.35	1.38
35	BB	1251	G	C2-N2	-5.32	1.29	1.34
85	AA	687	G	N9-C8	-5.32	1.34	1.37
85	AA	995	G	C3'-C2'	-5.32	1.46	1.52
85	AA	1142	G	O3'-P	-5.32	1.54	1.61
85	AA	1475	A	N7-C5	-5.32	1.36	1.39
85	AA	1529	A	C3'-C2'	-5.32	1.46	1.52
85	AA	1682	U	C3'-O3'	-5.32	1.34	1.42
85	AA	1839	G	C4'-C3'	-5.32	1.47	1.52
85	AA	2125	A	C4'-C3'	-5.32	1.47	1.52
34	BA	321	G	C2-N2	-5.32	1.29	1.34

Continued on next page...

Continued from previous page...

Mol	Chain	Res	Type	Atoms	Z	Observed(Å)	Ideal(Å)
34	BA	330	A	P-O5'	-5.32	1.54	1.59
34	BA	1846	G	C6-O6	-5.32	1.19	1.24
40	BG	31	G	N9-C8	-5.32	1.34	1.37
85	AA	60	U	P-O5'	-5.32	1.54	1.59
34	BA	340	U	N1-C6	-5.32	1.33	1.38
34	BA	584	A	C1'-N9	-5.32	1.39	1.46
34	BA	1230	G	C2'-C1'	-5.32	1.47	1.53
34	BA	1406	U	C3'-C2'	-5.32	1.47	1.52
34	BA	1672	C	C2-N3	-5.32	1.31	1.35
35	BB	639	A	N9-C8	-5.32	1.33	1.37
35	BB	662	G	C8-N7	-5.32	1.27	1.30
35	BB	1026	G	N9-C8	-5.32	1.34	1.37
35	BB	1119	G	C6-N1	-5.32	1.35	1.39
36	BC	43	A	N9-C8	-5.32	1.33	1.37
36	BC	59	A	C6-N1	-5.32	1.31	1.35
36	BC	149	A	C6-N1	-5.32	1.31	1.35
37	BD	86	A	C4'-O4'	-5.32	1.38	1.45
38	BE	48	G	C5'-C4'	-5.32	1.45	1.51
85	AA	85	U	N1-C2	-5.32	1.33	1.38
85	AA	141	A	C5-C4	-5.32	1.35	1.38
85	AA	552	C	P-O5'	-5.32	1.54	1.59
85	AA	719	C	O3'-P	-5.32	1.54	1.61
85	AA	1254	A	C5-C4	-5.32	1.35	1.38
85	AA	1757	C	C2'-C1'	-5.32	1.47	1.53
34	BA	596	G	C6-O6	-5.32	1.19	1.24
34	BA	666	C	P-O5'	-5.32	1.54	1.59
34	BA	852	C	C2'-C1'	-5.32	1.47	1.53
34	BA	860	G	C5-C4	-5.32	1.34	1.38
34	BA	902	C	C4'-C3'	-5.32	1.47	1.52
34	BA	973	U	O4'-C1'	-5.32	1.34	1.41
35	BB	490	G	O3'-P	-5.32	1.54	1.61
35	BB	590	G	C2-N2	-5.32	1.29	1.34
35	BB	694	C	P-O5'	-5.32	1.54	1.59
35	BB	901	U	C2'-C1'	-5.32	1.47	1.53
35	BB	1193	G	C4'-O4'	-5.32	1.38	1.45
38	BE	177	U	C1'-N1	-5.32	1.39	1.46
38	BE	199	A	C4'-C3'	-5.32	1.47	1.52
40	BG	22	G	N9-C4	-5.32	1.33	1.38
40	BG	39	A	N7-C5	-5.32	1.36	1.39
40	BG	131	U	C3'-C2'	-5.32	1.47	1.52
85	AA	265	A	C2'-C1'	-5.32	1.47	1.53
85	AA	395	G	C2-N2	-5.32	1.29	1.34

Continued on next page...

Continued from previous page...

Mol	Chain	Res	Type	Atoms	Z	Observed(Å)	Ideal(Å)
85	AA	438	G	N7-C5	-5.32	1.36	1.39
85	AA	494	G	C6-N1	-5.32	1.35	1.39
85	AA	852	C	C2'-C1'	-5.32	1.47	1.53
85	AA	1880	C	C4'-C3'	5.32	1.58	1.53
34	BA	216	C	C4-C5	-5.31	1.38	1.43
34	BA	1324	G	N1-C2	-5.31	1.33	1.37
34	BA	1422	A	C2'-C1'	-5.31	1.47	1.53
34	BA	1568	A	N3-C4	-5.31	1.31	1.34
35	BB	1544	A	N7-C5	-5.31	1.36	1.39
41	BH	65	G	P-O5'	-5.31	1.54	1.59
41	BH	117	U	O3'-P	-5.31	1.54	1.61
85	AA	791	C	C4'-O4'	-5.31	1.38	1.45
85	AA	1923	A	C2'-O2'	-5.31	1.34	1.41
34	BA	218	G	O3'-P	-5.31	1.54	1.61
34	BA	248	G	C2-N2	-5.31	1.29	1.34
34	BA	483	A	C5-C4	-5.31	1.35	1.38
34	BA	596	G	C2-N3	-5.31	1.28	1.32
34	BA	1086	A	N9-C8	-5.31	1.33	1.37
35	BB	704	G	C1'-N9	-5.31	1.39	1.46
35	BB	801	G	O3'-P	-5.31	1.54	1.61
35	BB	1448	U	N3-C4	-5.31	1.33	1.38
36	BC	139	A	P-O5'	-5.31	1.54	1.59
37	BD	107	G	N9-C4	-5.31	1.33	1.38
40	BG	89	A	C1'-N9	-5.31	1.39	1.46
41	BH	103	C	O3'-P	-5.31	1.54	1.61
41	BH	130	G	C5-C4	-5.31	1.34	1.38
85	AA	513	G	C4'-C3'	-5.31	1.47	1.52
85	AA	568	C	C2'-C1'	-5.31	1.47	1.53
85	AA	996	A	C2'-C1'	-5.31	1.47	1.53
85	AA	1542	A	C4'-O4'	-5.31	1.38	1.45
85	AA	2062	U	N3-C4	-5.31	1.33	1.38
85	AA	2115	G	C3'-C2'	-5.31	1.47	1.52
85	AA	2163	G	N9-C4	5.31	1.42	1.38
34	BA	608	G	C2'-C1'	-5.31	1.47	1.53
35	BB	353	G	P-O5'	-5.31	1.54	1.59
35	BB	568	A	C2'-C1'	-5.31	1.47	1.53
35	BB	643	G	N1-C2	-5.31	1.33	1.37
35	BB	1147	G	C4'-C3'	-5.31	1.47	1.52
35	BB	1525	G	C6-N1	-5.31	1.35	1.39
85	AA	826	C	P-O5'	-5.31	1.54	1.59
85	AA	1544	G	C5-C4	-5.31	1.34	1.38
34	BA	134	U	O3'-P	-5.31	1.54	1.61

Continued on next page...

Continued from previous page...

Mol	Chain	Res	Type	Atoms	Z	Observed(Å)	Ideal(Å)
34	BA	939	C	C2-N3	-5.31	1.31	1.35
34	BA	998	U	P-O5'	-5.31	1.54	1.59
34	BA	1580	U	C4-C5	-5.31	1.38	1.43
35	BB	479	U	C2'-C1'	-5.31	1.47	1.53
35	BB	688	U	C4'-C3'	-5.31	1.47	1.52
35	BB	1098	G	C4'-O4'	-5.31	1.38	1.45
35	BB	1110	G	C3'-C2'	-5.31	1.47	1.52
36	BC	52	A	C3'-C2'	-5.31	1.47	1.52
36	BC	94	C	C4-N4	-5.31	1.29	1.33
40	BG	175	G	C3'-C2'	-5.31	1.47	1.52
41	BH	66	G	C1'-N9	-5.31	1.39	1.46
85	AA	100	A	O3'-P	-5.31	1.54	1.61
85	AA	650	G	C6-N1	-5.31	1.35	1.39
85	AA	1109	G	N7-C5	-5.31	1.36	1.39
85	AA	1445	C	C4'-O4'	-5.31	1.38	1.45
34	BA	61	G	N3-C4	-5.31	1.31	1.35
34	BA	1053	U	O3'-P	-5.31	1.54	1.61
34	BA	1093	G	N9-C4	-5.31	1.33	1.38
34	BA	1145	U	C2-N3	-5.31	1.34	1.37
34	BA	1277	G	O3'-P	-5.31	1.54	1.61
34	BA	1436	A	O3'-P	-5.31	1.54	1.61
34	BA	1556	A	C5'-C4'	-5.31	1.45	1.51
34	BA	1735	G	C3'-C2'	-5.31	1.47	1.52
34	BA	1793	G	N7-C5	-5.31	1.36	1.39
35	BB	139	G	C4'-C3'	-5.31	1.47	1.52
35	BB	520	G	N1-C2	-5.31	1.33	1.37
35	BB	996	G	C6-N1	-5.31	1.35	1.39
35	BB	1018	U	C2-N3	-5.31	1.34	1.37
35	BB	1106	G	C2'-C1'	-5.31	1.47	1.53
35	BB	1345	A	O3'-P	-5.31	1.54	1.61
35	BB	1408	G	C1'-N9	-5.31	1.39	1.46
35	BB	1530	U	C4'-C3'	-5.31	1.47	1.52
36	BC	52	A	C5'-C4'	-5.31	1.45	1.51
38	BE	178	G	C2-N3	-5.31	1.28	1.32
40	BG	108	G	N9-C4	-5.31	1.33	1.38
85	AA	81	A	N9-C8	-5.31	1.33	1.37
85	AA	172	A	N3-C4	-5.31	1.31	1.34
85	AA	667	A	P-O5'	-5.31	1.54	1.59
85	AA	1917	G	C5-C4	-5.31	1.34	1.38
85	AA	2021	A	O3'-P	-5.31	1.54	1.61
34	BA	1378	A	C2'-C1'	-5.31	1.47	1.53
35	BB	894	A	C5'-C4'	5.31	1.57	1.51

Continued on next page...

Continued from previous page...

Mol	Chain	Res	Type	Atoms	Z	Observed(Å)	Ideal(Å)
35	BB	1122	C	N1-C6	-5.31	1.33	1.37
35	BB	1272	G	N9-C8	-5.31	1.34	1.37
40	BG	56	G	N9-C4	-5.31	1.33	1.38
85	AA	63	G	C2-N3	-5.31	1.28	1.32
85	AA	351	C	N1-C6	-5.31	1.33	1.37
85	AA	937	G	C1'-N9	-5.31	1.39	1.46
85	AA	1215	A	C5-C4	-5.31	1.35	1.38
85	AA	1923	A	C4'-O4'	-5.31	1.38	1.45
34	BA	234	A	O4'-C1'	-5.30	1.34	1.41
34	BA	583	G	C5-C4	-5.30	1.34	1.38
34	BA	1293	A	O3'-P	-5.30	1.54	1.61
34	BA	1519	G	N3-C4	-5.30	1.31	1.35
34	BA	1566	G	C8-N7	-5.30	1.27	1.30
34	BA	1685	C	C4-N4	-5.30	1.29	1.33
35	BB	419	G	C3'-C2'	-5.30	1.47	1.52
35	BB	1378	U	C3'-C2'	-5.30	1.47	1.52
35	BB	1434	G	C5-C6	-5.30	1.37	1.42
36	BC	24	G	N1-C2	-5.30	1.33	1.37
40	BG	165	C	C3'-C2'	-5.30	1.47	1.52
85	AA	260	A	C5-C4	-5.30	1.35	1.38
85	AA	277	G	O3'-P	-5.30	1.54	1.61
85	AA	767	A	C3'-C2'	-5.30	1.47	1.52
85	AA	1314	C	P-O5'	-5.30	1.54	1.59
85	AA	1728	G	C4'-C3'	5.30	1.58	1.53
34	BA	422	C	N1-C6	-5.30	1.33	1.37
34	BA	563	A	C5'-C4'	-5.30	1.45	1.51
35	BB	28	G	C5-C6	-5.30	1.37	1.42
35	BB	488	G	C5-C4	-5.30	1.34	1.38
35	BB	671	A	O3'-P	-5.30	1.54	1.61
35	BB	1450	G	C4'-C3'	-5.30	1.47	1.52
37	BD	64	A	C5-C4	-5.30	1.35	1.38
40	BG	150	A	N7-C5	-5.30	1.36	1.39
85	AA	676	U	N3-C4	-5.30	1.33	1.38
85	AA	864	C	O3'-P	-5.30	1.54	1.61
85	AA	1202	G	N1-C2	-5.30	1.33	1.37
85	AA	1585	A	P-O5'	-5.30	1.54	1.59
85	AA	2183	U	C2-N3	-5.30	1.34	1.37
34	BA	320	G	N3-C4	-5.30	1.31	1.35
34	BA	676	G	P-O5'	-5.30	1.54	1.59
34	BA	1086	A	C4'-C3'	-5.30	1.47	1.52
35	BB	34	G	C2'-C1'	-5.30	1.47	1.53
35	BB	565	U	P-O5'	-5.30	1.54	1.59

Continued on next page...

Continued from previous page...

Mol	Chain	Res	Type	Atoms	Z	Observed(Å)	Ideal(Å)
35	BB	1272	G	N3-C4	-5.30	1.31	1.35
35	BB	1489	A	O3'-P	-5.30	1.54	1.61
38	BE	18	U	N3-C4	-5.30	1.33	1.38
38	BE	112	G	P-O5'	-5.30	1.54	1.59
39	BF	14	C	C4'-C3'	-5.30	1.47	1.52
40	BG	36	G	C2'-C1'	-5.30	1.47	1.53
40	BG	65	C	O4'-C1'	-5.30	1.34	1.41
40	BG	162	A	N1-C2	-5.30	1.29	1.34
77	Br	232	SER	N-CA	-5.30	1.35	1.46
85	AA	23	G	O3'-P	-5.30	1.54	1.61
85	AA	72	C	P-O5'	-5.30	1.54	1.59
85	AA	1176	C	C3'-C2'	-5.30	1.47	1.52
85	AA	1652	A	N3-C4	-5.30	1.31	1.34
85	AA	1670	U	C5'-C4'	-5.30	1.45	1.51
85	AA	1830	U	O3'-P	-5.30	1.54	1.61
34	BA	727	G	N3-C4	-5.30	1.31	1.35
34	BA	1139	G	O4'-C1'	-5.30	1.34	1.41
34	BA	1275	G	C2-N2	-5.30	1.29	1.34
34	BA	1676	A	C5-C4	-5.30	1.35	1.38
34	BA	1835	A	C5-C4	-5.30	1.35	1.38
35	BB	130	G	N9-C8	-5.30	1.34	1.37
35	BB	700	C	C4-C5	-5.30	1.38	1.43
35	BB	726	A	O3'-P	-5.30	1.54	1.61
35	BB	1069	C	C2'-C1'	-5.30	1.47	1.53
35	BB	1226	G	N3-C4	-5.30	1.31	1.35
35	BB	1289	G	C2-N2	-5.30	1.29	1.34
36	BC	121	G	C8-N7	-5.30	1.27	1.30
37	BD	56	G	C4'-C3'	-5.30	1.47	1.52
37	BD	106	G	C1'-N9	-5.30	1.39	1.46
85	AA	250	C	C4-C5	-5.30	1.38	1.43
85	AA	536	C	C2'-C1'	-5.30	1.47	1.53
85	AA	602	U	P-O5'	-5.30	1.54	1.59
85	AA	1006	C	P-O5'	-5.30	1.54	1.59
85	AA	1269	A	N9-C8	-5.30	1.33	1.37
85	AA	1453	U	C2'-C1'	-5.30	1.47	1.53
86	AB	14	A	C2'-C1'	-5.30	1.47	1.53
6	A5	205	GLY	CA-C	-5.30	1.43	1.51
34	BA	363	G	C2-N2	-5.30	1.29	1.34
34	BA	734	G	C6-N1	-5.30	1.35	1.39
35	BB	1286	G	N9-C8	-5.30	1.34	1.37
35	BB	1468	A	C4'-O4'	-5.30	1.38	1.45
85	AA	360	C	C3'-O3'	5.30	1.49	1.42

Continued on next page...

Continued from previous page...

Mol	Chain	Res	Type	Atoms	Z	Observed(Å)	Ideal(Å)
85	AA	404	A	N7-C5	-5.30	1.36	1.39
85	AA	1185	G	N7-C5	-5.30	1.36	1.39
85	AA	1991	C	C2'-C1'	-5.30	1.47	1.53
34	BA	230	A	C3'-C2'	-5.30	1.47	1.52
34	BA	323	C	O3'-P	-5.30	1.54	1.61
34	BA	425	G	O3'-P	-5.30	1.54	1.61
34	BA	564	C	C4-C5	-5.30	1.38	1.43
34	BA	765	U	C3'-O3'	5.30	1.49	1.42
34	BA	992	A	N9-C8	-5.30	1.33	1.37
34	BA	1001	G	C6-N1	-5.30	1.35	1.39
34	BA	1012	A	N9-C4	-5.30	1.34	1.37
34	BA	1218	G	P-O5'	-5.30	1.54	1.59
34	BA	1234	U	C5'-C4'	-5.30	1.45	1.51
34	BA	1695	G	C2-N2	-5.30	1.29	1.34
35	BB	57	G	N7-C5	-5.30	1.36	1.39
35	BB	627	G	O3'-P	-5.30	1.54	1.61
37	BD	115	A	C2'-C1'	-5.30	1.47	1.53
41	BH	24	U	O3'-P	-5.30	1.54	1.61
85	AA	48	G	C3'-C2'	-5.30	1.47	1.52
85	AA	690	G	C1'-N9	-5.30	1.39	1.46
85	AA	722	G	O3'-P	-5.30	1.54	1.61
85	AA	820	G	C1'-N9	-5.30	1.39	1.46
85	AA	1808	G	O3'-P	-5.30	1.54	1.61
85	AA	2083	G	N9-C4	5.30	1.42	1.38
86	AB	9	A	P-O5'	-5.30	1.54	1.59
34	BA	52	G	N9-C8	-5.29	1.34	1.37
34	BA	276	C	O3'-P	-5.29	1.54	1.61
34	BA	605	G	C8-N7	-5.29	1.27	1.30
34	BA	1069	U	C4'-C3'	-5.29	1.47	1.52
34	BA	1512	C	O4'-C1'	-5.29	1.34	1.41
35	BB	425	G	C2'-C1'	-5.29	1.47	1.53
35	BB	468	U	C5'-C4'	-5.29	1.45	1.51
35	BB	628	A	N9-C8	-5.29	1.33	1.37
35	BB	1119	G	O4'-C1'	-5.29	1.34	1.41
36	BC	48	A	N9-C4	-5.29	1.34	1.37
85	AA	472	A	C2'-C1'	-5.29	1.47	1.53
85	AA	1165	C	C2-N3	-5.29	1.31	1.35
85	AA	1249	U	N3-C4	-5.29	1.33	1.38
85	AA	1257	A	N9-C8	-5.29	1.33	1.37
34	BA	113	G	C5-C4	-5.29	1.34	1.38
34	BA	313	C	C3'-C2'	-5.29	1.47	1.52
34	BA	478	G	C5-C6	-5.29	1.37	1.42

Continued on next page...

Continued from previous page...

Mol	Chain	Res	Type	Atoms	Z	Observed(Å)	Ideal(Å)
34	BA	908	G	C2-N2	-5.29	1.29	1.34
34	BA	1284	G	N9-C8	-5.29	1.34	1.37
34	BA	1453	U	O3'-P	-5.29	1.54	1.61
34	BA	1501	U	N1-C6	-5.29	1.33	1.38
34	BA	1585	A	C4'-C3'	-5.29	1.47	1.52
34	BA	1597	G	O3'-P	-5.29	1.54	1.61
34	BA	1825	U	N1-C6	-5.29	1.33	1.38
35	BB	410	A	O3'-P	-5.29	1.54	1.61
35	BB	1066	G	P-O5'	-5.29	1.54	1.59
35	BB	1067	G	C4'-C3'	-5.29	1.47	1.52
35	BB	1231	U	P-O5'	-5.29	1.54	1.59
35	BB	1494	G	N9-C4	-5.29	1.33	1.38
85	AA	264	A	C8-N7	-5.29	1.27	1.31
85	AA	1911	A	C3'-C2'	-5.29	1.47	1.52
85	AA	2122	A	O4'-C1'	-5.29	1.34	1.41
34	BA	125	G	C5-C4	-5.29	1.34	1.38
34	BA	497	U	C3'-C2'	-5.29	1.47	1.52
34	BA	603	U	P-O5'	-5.29	1.54	1.59
35	BB	636	G	C5-C4	-5.29	1.34	1.38
35	BB	816	U	C1'-N1	-5.29	1.39	1.46
35	BB	988	G	N3-C4	-5.29	1.31	1.35
35	BB	1337	C	C4-N4	-5.29	1.29	1.33
35	BB	1449	G	O4'-C1'	-5.29	1.34	1.41
35	BB	1478	G	N1-C2	-5.29	1.33	1.37
35	BB	1524	G	P-O5'	-5.29	1.54	1.59
39	BF	11	C	C4'-O4'	5.29	1.52	1.45
39	BF	59	U	O3'-P	-5.29	1.54	1.61
40	BG	153	C	O4'-C1'	-5.29	1.34	1.41
41	BH	17	A	N7-C5	-5.29	1.36	1.39
85	AA	438	G	O3'-P	-5.29	1.54	1.61
85	AA	1424	G	C5'-C4'	5.29	1.57	1.51
85	AA	1878	C	O3'-P	-5.29	1.54	1.61
85	AA	2134	U	C4'-C3'	-5.29	1.47	1.52
34	BA	654	C	C4-N4	-5.29	1.29	1.33
34	BA	674	G	P-O5'	-5.29	1.54	1.59
34	BA	969	A	C5-C6	-5.29	1.36	1.41
34	BA	988	U	C2-N3	-5.29	1.34	1.37
35	BB	567	G	C1'-N9	-5.29	1.39	1.46
35	BB	576	A	C6-N1	-5.29	1.31	1.35
35	BB	1050	A	C5-C6	-5.29	1.36	1.41
40	BG	59	G	C5-C6	-5.29	1.37	1.42
41	BH	35	G	N9-C4	-5.29	1.33	1.38

Continued on next page...

Continued from previous page...

Mol	Chain	Res	Type	Atoms	Z	Observed(Å)	Ideal(Å)
85	AA	407	G	N9-C8	-5.29	1.34	1.37
85	AA	637	U	C4'-O4'	-5.29	1.38	1.45
85	AA	1496	U	N1-C6	-5.29	1.33	1.38
34	BA	666	C	N1-C2	-5.29	1.34	1.40
34	BA	745	A	N9-C4	5.29	1.41	1.37
34	BA	930	A	C1'-N9	-5.29	1.39	1.46
34	BA	1063	G	C2-N2	-5.29	1.29	1.34
34	BA	1191	C	C4'-C3'	-5.29	1.47	1.52
34	BA	1698	C	C1'-N1	-5.29	1.39	1.46
34	BA	1704	G	C6-N1	-5.29	1.35	1.39
35	BB	136	A	N3-C4	-5.29	1.31	1.34
35	BB	349	U	P-O5'	-5.29	1.54	1.59
35	BB	365	U	C3'-C2'	-5.29	1.47	1.52
35	BB	583	G	C5-C6	-5.29	1.37	1.42
35	BB	839	G	C1'-N9	-5.29	1.39	1.46
35	BB	1434	G	N9-C4	-5.29	1.33	1.38
40	BG	23	C	O4'-C1'	-5.29	1.34	1.41
85	AA	590	U	C2-N3	-5.29	1.34	1.37
85	AA	1112	G	O3'-P	-5.29	1.54	1.61
85	AA	1547	G	C3'-C2'	-5.29	1.47	1.52
85	AA	1902	C	O3'-P	-5.29	1.54	1.61
85	AA	2022	A	C5-C6	-5.29	1.36	1.41
85	AA	2030	U	O3'-P	-5.29	1.54	1.61
34	BA	1010	C	C2'-C1'	-5.29	1.47	1.53
34	BA	1040	G	C6-N1	-5.29	1.35	1.39
35	BB	1280	U	C2'-C1'	-5.29	1.47	1.53
36	BC	108	A	C2'-C1'	-5.29	1.47	1.53
38	BE	25	U	O4'-C1'	-5.29	1.34	1.41
38	BE	149	A	C8-N7	-5.29	1.27	1.31
85	AA	1955	U	N3-C4	-5.29	1.33	1.38
34	BA	78	U	N1-C6	-5.29	1.33	1.38
34	BA	386	A	C5-C6	-5.29	1.36	1.41
34	BA	395	G	C2'-C1'	-5.29	1.47	1.53
34	BA	931	G	C2-N2	-5.29	1.29	1.34
34	BA	1083	A	N9-C8	-5.29	1.33	1.37
34	BA	1152	A	C8-N7	-5.29	1.27	1.31
34	BA	1328	U	C4'-C3'	-5.29	1.47	1.52
35	BB	55	C	C3'-C2'	-5.29	1.47	1.52
35	BB	578	G	C1'-N9	-5.29	1.39	1.46
35	BB	695	U	N1-C2	-5.29	1.33	1.38
35	BB	1293	C	C4-N4	-5.29	1.29	1.33
36	BC	70	C	C3'-O3'	5.29	1.49	1.42

Continued on next page...

Continued from previous page...

Mol	Chain	Res	Type	Atoms	Z	Observed(Å)	Ideal(Å)
37	BD	14	C	C3'-C2'	-5.29	1.47	1.52
37	BD	29	C	C2'-C1'	-5.29	1.47	1.53
40	BG	80	G	P-O5'	-5.29	1.54	1.59
41	BH	126	C	C1'-N1	-5.29	1.39	1.46
61	Bb	132	LYS	N-CA	-5.29	1.35	1.46
85	AA	313	A	O4'-C1'	-5.29	1.34	1.41
85	AA	554	A	N9-C4	-5.29	1.34	1.37
85	AA	687	G	N9-C4	-5.29	1.33	1.38
85	AA	1210	U	C3'-O3'	5.29	1.49	1.42
20	AL	5	ARG	CD-NE	5.28	1.55	1.46
34	BA	49	A	C4'-C3'	-5.28	1.47	1.52
34	BA	422	C	C2'-C1'	-5.28	1.47	1.53
34	BA	764	G	N9-C4	5.28	1.42	1.38
34	BA	946	A	N3-C4	-5.28	1.31	1.34
34	BA	1108	U	C4'-C3'	-5.28	1.47	1.52
34	BA	1124	U	O4'-C1'	-5.28	1.34	1.41
35	BB	8	U	C4-C5	-5.28	1.38	1.43
35	BB	104	G	N9-C8	-5.28	1.34	1.37
35	BB	1057	G	C2-N2	-5.28	1.29	1.34
35	BB	1077	C	N3-C4	-5.28	1.30	1.33
35	BB	1524	G	C5-C4	-5.28	1.34	1.38
38	BE	18	U	C2'-C1'	-5.28	1.47	1.53
40	BG	49	A	N3-C4	-5.28	1.31	1.34
40	BG	166	C	C4-N4	-5.28	1.29	1.33
41	BH	43	G	N7-C5	-5.28	1.36	1.39
85	AA	698	G	N9-C8	-5.28	1.34	1.37
85	AA	855	G	C4'-O4'	-5.28	1.38	1.45
85	AA	914	U	P-O5'	-5.28	1.54	1.59
85	AA	921	C	C2'-C1'	-5.28	1.47	1.53
85	AA	1443	U	O3'-P	-5.28	1.54	1.61
85	AA	2128	G	C2-N3	-5.28	1.28	1.32
34	BA	1	C	N1-C2	-5.28	1.34	1.40
34	BA	418	G	C2'-C1'	-5.28	1.47	1.53
34	BA	919	A	C1'-N9	-5.28	1.39	1.46
34	BA	926	A	N9-C8	-5.28	1.33	1.37
34	BA	1644	A	C1'-N9	-5.28	1.39	1.46
35	BB	52	G	C6-N1	-5.28	1.35	1.39
85	AA	308	U	N1-C6	-5.28	1.33	1.38
34	BA	9	A	N3-C4	-5.28	1.31	1.34
34	BA	87	G	C2-N2	-5.28	1.29	1.34
34	BA	129	U	C4-C5	-5.28	1.38	1.43
34	BA	295	G	N7-C5	-5.28	1.36	1.39

Continued on next page...

Continued from previous page...

Mol	Chain	Res	Type	Atoms	Z	Observed(Å)	Ideal(Å)
34	BA	503	C	C4'-C3'	-5.28	1.47	1.52
34	BA	796	G	N3-C4	-5.28	1.31	1.35
34	BA	1448	G	N9-C4	-5.28	1.33	1.38
35	BB	111	C	P-O5'	-5.28	1.54	1.59
35	BB	522	A	N7-C5	-5.28	1.36	1.39
36	BC	135	A	N7-C5	-5.28	1.36	1.39
40	BG	32	U	C3'-C2'	-5.28	1.47	1.52
40	BG	102	G	C1'-N9	-5.28	1.39	1.46
40	BG	113	G	C3'-C2'	-5.28	1.47	1.52
40	BG	124	A	C5-C4	-5.28	1.35	1.38
41	BH	34	G	C3'-C2'	-5.28	1.47	1.52
85	AA	5	U	C3'-C2'	-5.28	1.47	1.52
85	AA	437	G	C8-N7	-5.28	1.27	1.30
85	AA	922	A	C1'-N9	-5.28	1.39	1.46
85	AA	1125	G	C5-C6	-5.28	1.37	1.42
85	AA	1203	G	N7-C5	-5.28	1.36	1.39
85	AA	1208	C	O3'-P	-5.28	1.54	1.61
85	AA	1585	A	O3'-P	-5.28	1.54	1.61
85	AA	1937	G	C2'-C1'	-5.28	1.47	1.53
2	A1	133	ILE	C-N	-5.28	1.24	1.34
34	BA	55	G	C5-C4	-5.28	1.34	1.38
34	BA	426	A	C5-C6	-5.28	1.36	1.41
34	BA	760	G	C5'-C4'	-5.28	1.45	1.51
35	BB	971	A	N9-C8	-5.28	1.33	1.37
36	BC	24	G	N3-C4	-5.28	1.31	1.35
37	BD	44	U	O3'-P	-5.28	1.54	1.61
34	BA	267	G	N3-C4	-5.28	1.31	1.35
34	BA	268	U	N3-C4	-5.28	1.33	1.38
34	BA	1219	G	C2-N2	-5.28	1.29	1.34
34	BA	1425	G	N3-C4	-5.28	1.31	1.35
34	BA	1513	G	C1'-N9	-5.28	1.39	1.46
35	BB	34	G	C5-C4	-5.28	1.34	1.38
35	BB	485	U	N3-C4	-5.28	1.33	1.38
35	BB	1422	G	C2-N2	-5.28	1.29	1.34
35	BB	1524	G	N1-C2	-5.28	1.33	1.37
34	BA	186	G	C1'-N9	-5.28	1.39	1.46
34	BA	1000	G	N1-C2	-5.28	1.33	1.37
35	BB	546	A	C1'-N9	-5.28	1.39	1.46
35	BB	808	U	C4-C5	-5.28	1.38	1.43
35	BB	1130	U	C5'-C4'	-5.28	1.45	1.51
35	BB	1316	U	C2'-C1'	-5.28	1.47	1.53
36	BC	25	C	C5-C6	-5.28	1.30	1.34

Continued on next page...

Continued from previous page...

Mol	Chain	Res	Type	Atoms	Z	Observed(Å)	Ideal(Å)
36	BC	160	C	N1-C6	-5.28	1.33	1.37
37	BD	61	C	C4-N4	-5.28	1.29	1.33
40	BG	77	U	C3'-C2'	-5.28	1.47	1.52
85	AA	527	A	C5-C4	-5.28	1.35	1.38
85	AA	716	G	C3'-C2'	-5.28	1.47	1.52
85	AA	750	A	N3-C4	-5.28	1.31	1.34
85	AA	862	U	C3'-O3'	-5.28	1.34	1.42
85	AA	1168	C	C3'-C2'	-5.28	1.47	1.52
85	AA	1227	A	C4'-C3'	-5.28	1.47	1.52
85	AA	1672	G	C1'-N9	-5.28	1.39	1.46
85	AA	1687	U	C3'-C2'	-5.28	1.47	1.52
34	BA	56	G	N1-C2	-5.27	1.33	1.37
34	BA	506	U	C2-N3	-5.27	1.34	1.37
34	BA	1422	A	P-O5'	-5.27	1.54	1.59
35	BB	125	G	C3'-C2'	-5.27	1.47	1.52
35	BB	1498	G	C1'-N9	-5.27	1.39	1.46
85	AA	644	A	C3'-C2'	-5.27	1.47	1.52
85	AA	814	G	C2-N2	-5.27	1.29	1.34
85	AA	1422	A	P-O5'	-5.27	1.54	1.59
85	AA	2057	G	C2'-C1'	-5.27	1.47	1.53
13	AE	86	ILE	CA-CB	-5.27	1.42	1.54
34	BA	99	G	N7-C5	-5.27	1.36	1.39
34	BA	277	A	C1'-N9	-5.27	1.39	1.46
34	BA	359	G	C3'-C2'	-5.27	1.47	1.52
34	BA	477	C	C3'-C2'	-5.27	1.47	1.52
34	BA	624	G	N9-C4	5.27	1.42	1.38
34	BA	755	G	N7-C5	-5.27	1.36	1.39
34	BA	1170	A	O3'-P	-5.27	1.54	1.61
34	BA	1256	A	N9-C8	-5.27	1.33	1.37
34	BA	1703	A	C3'-C2'	-5.27	1.47	1.52
35	BB	30	A	C5-C4	-5.27	1.35	1.38
35	BB	701	U	N3-C4	-5.27	1.33	1.38
35	BB	1000	U	C4'-C3'	-5.27	1.47	1.52
35	BB	1309	A	C5-C4	-5.27	1.35	1.38
36	BC	136	G	P-O5'	-5.27	1.54	1.59
37	BD	32	A	N7-C5	-5.27	1.36	1.39
38	BE	169	C	P-O5'	-5.27	1.54	1.59
41	BH	107	A	C5-C4	-5.27	1.35	1.38
85	AA	97	A	N3-C4	-5.27	1.31	1.34
85	AA	574	U	C3'-C2'	-5.27	1.47	1.52
85	AA	587	G	N9-C4	-5.27	1.33	1.38
85	AA	1301	C	P-O5'	-5.27	1.54	1.59

Continued on next page...

Continued from previous page...

Mol	Chain	Res	Type	Atoms	Z	Observed(Å)	Ideal(Å)
85	AA	1677	A	C5-C4	-5.27	1.35	1.38
34	BA	1604	A	C3'-C2'	-5.27	1.47	1.52
35	BB	313	C	P-O5'	-5.27	1.54	1.59
35	BB	983	C	C2'-C1'	-5.27	1.47	1.53
35	BB	1410	G	P-O5'	-5.27	1.54	1.59
35	BB	1466	A	C1'-N9	-5.27	1.39	1.46
41	BH	1	U	C3'-O3'	5.27	1.49	1.42
85	AA	40	A	P-O5'	-5.27	1.54	1.59
85	AA	476	C	N3-C4	-5.27	1.30	1.33
85	AA	1615	A	O3'-P	-5.27	1.54	1.61
85	AA	1672	G	N9-C4	-5.27	1.33	1.38
85	AA	1793	A	N9-C4	5.27	1.41	1.37
86	AB	39	U	C2'-C1'	-5.27	1.47	1.53
34	BA	801	U	C4'-C3'	-5.27	1.47	1.52
34	BA	1024	A	N3-C4	-5.27	1.31	1.34
34	BA	1302	C	C2'-C1'	-5.27	1.47	1.53
34	BA	1403	G	C6-N1	-5.27	1.35	1.39
34	BA	1418	G	C8-N7	-5.27	1.27	1.30
35	BB	9	G	N9-C8	-5.27	1.34	1.37
35	BB	66	G	O4'-C1'	-5.27	1.34	1.41
35	BB	93	A	C5-C4	-5.27	1.35	1.38
35	BB	1031	G	C6-N1	-5.27	1.35	1.39
35	BB	1076	U	C1'-N1	-5.27	1.39	1.46
35	BB	1149	A	N7-C5	-5.27	1.36	1.39
35	BB	1177	U	N1-C6	-5.27	1.33	1.38
39	BF	3	A	C6-N1	-5.27	1.31	1.35
85	AA	173	A	P-O5'	-5.27	1.54	1.59
85	AA	202	U	N1-C2	-5.27	1.33	1.38
85	AA	503	A	N3-C4	-5.27	1.31	1.34
85	AA	869	A	C8-N7	-5.27	1.27	1.31
85	AA	911	A	C2'-C1'	-5.27	1.47	1.53
85	AA	1097	G	O3'-P	-5.27	1.54	1.61
85	AA	1439	A	C2'-C1'	-5.27	1.47	1.53
34	BA	52	G	C6-O6	-5.27	1.19	1.24
34	BA	482	C	O4'-C1'	-5.27	1.34	1.41
34	BA	741	A	O3'-P	-5.27	1.54	1.61
34	BA	794	G	C2'-C1'	-5.27	1.47	1.53
35	BB	128	C	O3'-P	-5.27	1.54	1.61
35	BB	272	C	P-O5'	-5.27	1.54	1.59
35	BB	363	A	O3'-P	-5.27	1.54	1.61
35	BB	377	A	N3-C4	-5.27	1.31	1.34
35	BB	627	G	N1-C2	-5.27	1.33	1.37

Continued on next page...

Continued from previous page...

Mol	Chain	Res	Type	Atoms	Z	Observed(Å)	Ideal(Å)
35	BB	997	G	C2-N2	-5.27	1.29	1.34
35	BB	1278	A	N9-C8	-5.27	1.33	1.37
37	BD	72	U	C2'-C1'	-5.27	1.47	1.53
38	BE	95	G	O4'-C1'	-5.27	1.34	1.41
40	BG	127	G	N1-C2	-5.27	1.33	1.37
40	BG	130	G	N3-C4	-5.27	1.31	1.35
85	AA	541	A	C5'-C4'	-5.27	1.45	1.51
85	AA	586	G	C5-C4	-5.27	1.34	1.38
85	AA	1452	C	C3'-C2'	-5.27	1.47	1.52
85	AA	1711	C	C3'-C2'	-5.27	1.47	1.52
85	AA	1899	A	P-O5'	-5.27	1.54	1.59
85	AA	2080	U	P-O5'	-5.27	1.54	1.59
85	AA	2124	G	C5-C4	-5.27	1.34	1.38
85	AA	2247	C	C5'-C4'	5.27	1.57	1.51
34	BA	572	G	C4'-C3'	5.27	1.58	1.53
34	BA	584	A	N9-C4	5.27	1.41	1.37
34	BA	1607	U	P-O5'	-5.27	1.54	1.59
35	BB	425	G	C2-N2	-5.27	1.29	1.34
35	BB	629	C	C3'-C2'	-5.27	1.47	1.52
35	BB	1031	G	P-O5'	-5.27	1.54	1.59
39	BF	6	C	P-O5'	-5.27	1.54	1.59
85	AA	427	G	C1'-N9	-5.27	1.39	1.46
85	AA	2041	G	N7-C5	-5.27	1.36	1.39
34	BA	76	U	N1-C2	-5.26	1.33	1.38
34	BA	85	C	C3'-C2'	-5.26	1.47	1.52
34	BA	86	A	C2'-C1'	-5.26	1.47	1.53
34	BA	199	U	C3'-C2'	-5.26	1.47	1.52
34	BA	308	C	C4'-C3'	-5.26	1.47	1.52
34	BA	321	G	N3-C4	-5.26	1.31	1.35
34	BA	707	C	P-O5'	-5.26	1.54	1.59
34	BA	825	G	N3-C4	-5.26	1.31	1.35
34	BA	1277	G	C5-C4	-5.26	1.34	1.38
34	BA	1409	A	C6-N6	-5.26	1.29	1.33
34	BA	1413	G	N3-C4	-5.26	1.31	1.35
34	BA	1556	A	C5-C6	-5.26	1.36	1.41
34	BA	1558	C	C4-N4	-5.26	1.29	1.33
34	BA	1720	U	C4-O4	-5.26	1.19	1.23
35	BB	557	C	C4-N4	-5.26	1.29	1.33
35	BB	606	C	C2'-C1'	-5.26	1.47	1.53
35	BB	1167	C	P-O5'	-5.26	1.54	1.59
85	AA	670	C	C4'-C3'	-5.26	1.47	1.52
85	AA	883	A	C2'-C1'	-5.26	1.47	1.53

Continued on next page...

Continued from previous page...

Mol	Chain	Res	Type	Atoms	Z	Observed(Å)	Ideal(Å)
85	AA	1174	G	O3'-P	-5.26	1.54	1.61
85	AA	1183	C	P-O5'	-5.26	1.54	1.59
85	AA	1514	A	O3'-P	-5.26	1.54	1.61
85	AA	1976	G	C4'-C3'	-5.26	1.47	1.52
34	BA	532	C	N1-C2	-5.26	1.34	1.40
34	BA	614	A	N7-C5	-5.26	1.36	1.39
34	BA	1021	U	O3'-P	-5.26	1.54	1.61
34	BA	1454	G	N7-C5	-5.26	1.36	1.39
34	BA	1839	G	N9-C4	-5.26	1.33	1.38
36	BC	25	C	N1-C6	-5.26	1.33	1.37
36	BC	80	A	O3'-P	-5.26	1.54	1.61
38	BE	202	C	O3'-P	-5.26	1.54	1.61
85	AA	537	G	C1'-N9	-5.26	1.39	1.46
85	AA	817	G	C3'-C2'	-5.26	1.47	1.52
85	AA	961	U	C3'-C2'	-5.26	1.47	1.52
85	AA	1098	C	C3'-C2'	-5.26	1.47	1.52
34	BA	126	G	C5-C6	-5.26	1.37	1.42
34	BA	1152	A	C5-C6	-5.26	1.36	1.41
34	BA	1160	U	C1'-N1	-5.26	1.39	1.46
34	BA	1262	A	C3'-C2'	-5.26	1.47	1.52
34	BA	1679	C	O3'-P	-5.26	1.54	1.61
35	BB	260	A	P-O5'	-5.26	1.54	1.59
35	BB	589	U	C2-N3	-5.26	1.34	1.37
35	BB	1239	A	N9-C4	-5.26	1.34	1.37
36	BC	73	U	C2-N3	-5.26	1.34	1.37
40	BG	157	A	C4'-C3'	-5.26	1.47	1.52
85	AA	324	U	C2'-C1'	-5.26	1.47	1.53
85	AA	448	G	N7-C5	-5.26	1.36	1.39
85	AA	519	A	C3'-C2'	-5.26	1.47	1.52
85	AA	689	U	C5'-C4'	-5.26	1.45	1.51
85	AA	781	G	C6-N1	-5.26	1.35	1.39
85	AA	908	C	P-O5'	-5.26	1.54	1.59
85	AA	968	U	O3'-P	-5.26	1.54	1.61
85	AA	1016	G	C2'-C1'	-5.26	1.47	1.53
85	AA	1263	G	C3'-C2'	-5.26	1.47	1.52
85	AA	1272	G	C5-C4	-5.26	1.34	1.38
85	AA	1442	U	O3'-P	-5.26	1.54	1.61
85	AA	1531	G	N9-C8	-5.26	1.34	1.37
85	AA	1878	C	C2'-C1'	-5.26	1.47	1.53
13	AE	46	GLY	CA-C	-5.26	1.43	1.51
34	BA	183	G	C5-C6	-5.26	1.37	1.42
34	BA	257	G	C2-N3	-5.26	1.28	1.32

Continued on next page...

Continued from previous page...

Mol	Chain	Res	Type	Atoms	Z	Observed(Å)	Ideal(Å)
34	BA	1012	A	O3'-P	-5.26	1.54	1.61
34	BA	1116	G	C2-N2	-5.26	1.29	1.34
34	BA	1269	C	C1'-N1	-5.26	1.39	1.46
34	BA	1509	U	C1'-N1	-5.26	1.39	1.46
35	BB	366	G	C3'-C2'	-5.26	1.47	1.52
35	BB	537	A	N3-C4	-5.26	1.31	1.34
35	BB	995	C	P-O5'	-5.26	1.54	1.59
35	BB	1330	A	N7-C5	-5.26	1.36	1.39
35	BB	1335	G	N9-C8	-5.26	1.34	1.37
35	BB	1337	C	O3'-P	-5.26	1.54	1.61
35	BB	1469	A	O4'-C1'	-5.26	1.34	1.41
35	BB	1475	U	C4'-O4'	5.26	1.52	1.45
38	BE	126	G	C2-N2	-5.26	1.29	1.34
39	BF	62	U	P-O5'	-5.26	1.54	1.59
41	BH	36	C	O4'-C1'	-5.26	1.34	1.41
85	AA	342	C	O3'-P	-5.26	1.54	1.61
85	AA	452	A	N9-C8	-5.26	1.33	1.37
85	AA	490	A	C6-N1	5.26	1.39	1.35
85	AA	570	U	P-O5'	-5.26	1.54	1.59
85	AA	756	G	O4'-C1'	-5.26	1.34	1.41
85	AA	860	C	C1'-N1	-5.26	1.39	1.46
85	AA	1462	A	O4'-C1'	-5.26	1.34	1.41
85	AA	1565	G	C2'-C1'	-5.26	1.47	1.53
85	AA	1578	G	P-O5'	5.26	1.65	1.59
85	AA	1649	U	P-O5'	-5.26	1.54	1.59
85	AA	1961	U	C2-N3	-5.26	1.34	1.37
85	AA	2028	G	C2-N3	-5.26	1.28	1.32
85	AA	2188	C	C1'-N1	-5.26	1.39	1.46
34	BA	1074	C	C4-N4	-5.26	1.29	1.33
35	BB	116	G	N3-C4	-5.26	1.31	1.35
40	BG	173	C	P-O5'	-5.26	1.54	1.59
85	AA	1439	A	C3'-C2'	-5.26	1.47	1.52
34	BA	20	A	C6-N1	-5.26	1.31	1.35
34	BA	74	A	N3-C4	-5.26	1.31	1.34
34	BA	103	G	P-O5'	-5.26	1.54	1.59
34	BA	1222	C	C4-C5	-5.26	1.38	1.43
34	BA	1227	U	N3-C4	-5.26	1.33	1.38
34	BA	1256	A	C5-C4	-5.26	1.35	1.38
34	BA	1583	A	N9-C8	-5.26	1.33	1.37
35	BB	534	C	C2-N3	-5.26	1.31	1.35
35	BB	547	A	C4'-O4'	-5.26	1.38	1.45
37	BD	7	G	C6-N1	-5.26	1.35	1.39

Continued on next page...

Continued from previous page...

Mol	Chain	Res	Type	Atoms	Z	Observed(Å)	Ideal(Å)
37	BD	106	G	C2'-C1'	-5.26	1.47	1.53
85	AA	83	U	C2'-C1'	-5.26	1.47	1.53
85	AA	152	A	C1'-N9	-5.26	1.39	1.46
85	AA	158	C	N1-C6	-5.26	1.33	1.37
85	AA	352	G	C8-N7	-5.26	1.27	1.30
85	AA	557	G	C4'-C3'	-5.26	1.47	1.52
86	AB	18	G	O3'-P	-5.26	1.54	1.61
34	BA	412	G	N3-C4	-5.25	1.31	1.35
34	BA	1082	U	P-O5'	-5.25	1.54	1.59
35	BB	509	A	C5-C4	-5.25	1.35	1.38
35	BB	1020	U	C2'-C1'	-5.25	1.47	1.53
35	BB	1197	G	C1'-N9	-5.25	1.39	1.46
35	BB	1392	A	C2'-C1'	-5.25	1.47	1.53
38	BE	28	C	C4-N4	-5.25	1.29	1.33
41	BH	74	G	N3-C4	-5.25	1.31	1.35
85	AA	1146	C	C2-N3	-5.25	1.31	1.35
85	AA	1865	C	C3'-C2'	-5.25	1.47	1.52
34	BA	162	G	C2-N2	-5.25	1.29	1.34
34	BA	229	C	C3'-C2'	-5.25	1.47	1.52
34	BA	966	G	P-O5'	-5.25	1.54	1.59
34	BA	1166	A	C5-C4	-5.25	1.35	1.38
34	BA	1227	U	C4'-C3'	5.25	1.58	1.53
35	BB	483	C	C2-N3	-5.25	1.31	1.35
35	BB	970	C	P-O5'	-5.25	1.54	1.59
35	BB	1338	U	P-O5'	-5.25	1.54	1.59
35	BB	1524	G	C3'-C2'	-5.25	1.47	1.52
38	BE	44	C	N1-C2	-5.25	1.34	1.40
85	AA	747	U	N3-C4	-5.25	1.33	1.38
85	AA	1196	C	O4'-C1'	-5.25	1.34	1.41
85	AA	1285	C	P-O5'	-5.25	1.54	1.59
85	AA	2221	A	C2'-C1'	-5.25	1.47	1.53
34	BA	12	G	N9-C8	-5.25	1.34	1.37
34	BA	129	U	C3'-C2'	-5.25	1.47	1.52
34	BA	349	G	N7-C5	-5.25	1.36	1.39
34	BA	671	C	C2'-C1'	-5.25	1.47	1.53
34	BA	751	A	C3'-C2'	-5.25	1.47	1.52
34	BA	813	C	N1-C6	-5.25	1.33	1.37
34	BA	844	U	C2-N3	-5.25	1.34	1.37
35	BB	465	C	C3'-C2'	-5.25	1.47	1.52
35	BB	511	A	C6-N6	-5.25	1.29	1.33
35	BB	1094	A	C3'-C2'	-5.25	1.47	1.52
38	BE	88	G	C8-N7	-5.25	1.27	1.30

Continued on next page...

Continued from previous page...

Mol	Chain	Res	Type	Atoms	Z	Observed(Å)	Ideal(Å)
85	AA	319	U	C2'-C1'	-5.25	1.47	1.53
85	AA	359	A	C1'-N9	-5.25	1.39	1.46
85	AA	429	G	C8-N7	-5.25	1.27	1.30
85	AA	698	G	C5-C4	-5.25	1.34	1.38
85	AA	736	U	C5'-C4'	5.25	1.57	1.51
85	AA	1207	C	C3'-C2'	-5.25	1.47	1.52
85	AA	1650	G	N9-C8	-5.25	1.34	1.37
85	AA	1861	A	C4'-C3'	-5.25	1.47	1.52
85	AA	2191	C	C4-N4	-5.25	1.29	1.33
85	AA	2221	A	C1'-N9	-5.25	1.39	1.46
34	BA	114	U	O4'-C1'	-5.25	1.34	1.41
34	BA	192	G	N7-C5	-5.25	1.36	1.39
34	BA	667	U	C2-N3	-5.25	1.34	1.37
34	BA	1103	G	C4'-O4'	-5.25	1.38	1.45
35	BB	73	G	P-O5'	-5.25	1.54	1.59
35	BB	1394	A	C5'-C4'	-5.25	1.45	1.51
35	BB	1456	G	P-O5'	-5.25	1.54	1.59
85	AA	320	U	P-O5'	-5.25	1.54	1.59
85	AA	936	C	C4'-O4'	-5.25	1.38	1.45
34	BA	753	G	C1'-N9	-5.25	1.39	1.46
34	BA	1192	A	C3'-O3'	-5.25	1.34	1.42
34	BA	1324	G	C3'-C2'	-5.25	1.47	1.52
34	BA	1657	A	C3'-C2'	-5.25	1.47	1.52
34	BA	1779	U	C2'-C1'	-5.25	1.47	1.53
35	BB	93	A	N3-C4	-5.25	1.31	1.34
35	BB	490	G	C1'-N9	-5.25	1.39	1.46
35	BB	1299	G	C1'-N9	-5.25	1.39	1.46
35	BB	1343	C	N1-C6	-5.25	1.34	1.37
37	BD	74	A	C4'-O4'	-5.25	1.38	1.45
38	BE	168	C	C3'-C2'	-5.25	1.47	1.52
38	BE	203	C	C1'-N1	-5.25	1.39	1.46
39	BF	54	U	N1-C6	-5.25	1.33	1.38
41	BH	32	U	C5'-C4'	-5.25	1.45	1.51
85	AA	116	G	N7-C5	-5.25	1.36	1.39
34	BA	254	U	P-O5'	-5.25	1.54	1.59
34	BA	461	A	C2'-C1'	-5.25	1.47	1.53
34	BA	734	G	N1-C2	-5.25	1.33	1.37
34	BA	1340	G	O3'-P	-5.25	1.54	1.61
34	BA	1618	A	C8-N7	-5.25	1.27	1.31
34	BA	1739	G	C3'-C2'	-5.25	1.47	1.52
34	BA	1814	U	P-O5'	-5.25	1.54	1.59
35	BB	34	G	N3-C4	-5.25	1.31	1.35

Continued on next page...

Continued from previous page...

Mol	Chain	Res	Type	Atoms	Z	Observed(Å)	Ideal(Å)
35	BB	386	G	C5-C6	-5.25	1.37	1.42
35	BB	1488	G	C3'-C2'	-5.25	1.47	1.52
40	BG	45	G	C3'-C2'	-5.25	1.47	1.52
85	AA	496	C	N3-C4	-5.25	1.30	1.33
85	AA	970	U	C2'-C1'	5.25	1.59	1.53
85	AA	983	A	O3'-P	-5.25	1.54	1.61
85	AA	1577	G	C2-N2	-5.25	1.29	1.34
85	AA	1660	U	N3-C4	-5.25	1.33	1.38
85	AA	2028	G	C2-N2	-5.25	1.29	1.34
85	AA	2036	A	C2'-C1'	-5.25	1.47	1.53
85	AA	2039	G	N9-C8	-5.25	1.34	1.37
34	BA	621	G	N7-C5	-5.25	1.36	1.39
34	BA	974	G	N9-C8	-5.25	1.34	1.37
34	BA	1090	A	N3-C4	-5.25	1.31	1.34
35	BB	822	G	C6-N1	-5.25	1.35	1.39
39	BF	52	A	C2'-C1'	-5.25	1.47	1.53
85	AA	529	G	N3-C4	-5.25	1.31	1.35
85	AA	596	A	C5-C4	-5.25	1.35	1.38
85	AA	833	U	C3'-C2'	-5.25	1.47	1.52
6	A5	78	ILE	CA-C	-5.24	1.39	1.52
34	BA	144	C	C2'-C1'	-5.24	1.47	1.53
34	BA	593	G	N7-C5	-5.24	1.36	1.39
34	BA	672	G	C6-N1	-5.24	1.35	1.39
34	BA	789	U	C2'-C1'	-5.24	1.47	1.53
34	BA	1010	C	N1-C6	-5.24	1.34	1.37
34	BA	1029	C	C4'-C3'	-5.24	1.47	1.52
34	BA	1576	C	C2'-C1'	-5.24	1.47	1.53
34	BA	1808	A	N9-C8	-5.24	1.33	1.37
35	BB	492	U	C3'-C2'	-5.24	1.47	1.52
35	BB	607	G	C1'-N9	-5.24	1.39	1.46
35	BB	1335	G	C3'-C2'	-5.24	1.47	1.52
38	BE	94	U	C5'-C4'	-5.24	1.45	1.51
39	BF	36	G	C2-N2	-5.24	1.29	1.34
85	AA	363	A	O4'-C1'	-5.24	1.34	1.41
85	AA	364	C	C1'-N1	-5.24	1.39	1.46
85	AA	994	A	C5-C4	-5.24	1.35	1.38
85	AA	1441	G	C2-N2	-5.24	1.29	1.34
85	AA	1457	C	O4'-C1'	-5.24	1.34	1.41
85	AA	1469	G	P-O5'	-5.24	1.54	1.59
85	AA	2199	G	C1'-N9	-5.24	1.39	1.46
34	BA	22	C	C4'-C3'	-5.24	1.47	1.52
37	BD	77	A	C8-N7	-5.24	1.27	1.31

Continued on next page...

Continued from previous page...

Mol	Chain	Res	Type	Atoms	Z	Observed(Å)	Ideal(Å)
85	AA	495	G	C8-N7	-5.24	1.27	1.30
85	AA	1157	U	C4'-C3'	-5.24	1.47	1.52
85	AA	1184	A	C2'-C1'	-5.24	1.47	1.53
85	AA	1569	C	O3'-P	-5.24	1.54	1.61
85	AA	1587	C	C3'-C2'	-5.24	1.47	1.52
85	AA	1589	G	C3'-C2'	-5.24	1.47	1.52
25	AR	14	VAL	N-CA	-5.24	1.35	1.46
34	BA	248	G	C5-C6	-5.24	1.37	1.42
34	BA	857	C	N1-C6	-5.24	1.34	1.37
34	BA	934	G	C1'-N9	-5.24	1.39	1.46
34	BA	945	A	O3'-P	-5.24	1.54	1.61
34	BA	1064	A	N3-C4	-5.24	1.31	1.34
35	BB	445	G	C6-N1	-5.24	1.35	1.39
35	BB	543	G	N7-C5	-5.24	1.36	1.39
35	BB	1374	U	C2'-C1'	-5.24	1.47	1.53
35	BB	1397	G	N1-C2	-5.24	1.33	1.37
35	BB	1416	A	C1'-N9	-5.24	1.39	1.46
36	BC	42	G	C3'-C2'	-5.24	1.47	1.52
40	BG	9	G	C2-N3	-5.24	1.28	1.32
40	BG	34	A	O4'-C1'	-5.24	1.34	1.41
41	BH	17	A	O4'-C1'	-5.24	1.34	1.41
85	AA	431	G	C2-N2	-5.24	1.29	1.34
85	AA	500	C	P-O5'	-5.24	1.54	1.59
85	AA	1352	U	C5'-C4'	5.24	1.57	1.51
85	AA	1754	G	O3'-P	-5.24	1.54	1.61
85	AA	2127	G	C4'-C3'	-5.24	1.47	1.52
85	AA	2225	G	C2-N2	-5.24	1.29	1.34
34	BA	401	A	C3'-C2'	-5.24	1.47	1.52
34	BA	1029	C	C2'-C1'	-5.24	1.47	1.53
34	BA	1142	C	C3'-C2'	-5.24	1.47	1.52
34	BA	1707	C	O4'-C1'	-5.24	1.34	1.41
35	BB	60	A	C5'-C4'	-5.24	1.45	1.51
35	BB	1184	C	O3'-P	-5.24	1.54	1.61
35	BB	1355	C	C2'-C1'	-5.24	1.47	1.53
35	BB	1480	G	O4'-C1'	-5.24	1.34	1.41
36	BC	6	G	C2-N3	-5.24	1.28	1.32
38	BE	121	G	N3-C4	-5.24	1.31	1.35
38	BE	178	G	C2'-C1'	-5.24	1.47	1.53
41	BH	45	G	C5-C6	-5.24	1.37	1.42
85	AA	1134	G	C2'-C1'	-5.24	1.47	1.53
85	AA	1134	G	C5-C4	-5.24	1.34	1.38
85	AA	1485	G	P-O5'	-5.24	1.54	1.59

Continued on next page...

Continued from previous page...

Mol	Chain	Res	Type	Atoms	Z	Observed(Å)	Ideal(Å)
85	AA	1732	G	N9-C4	-5.24	1.33	1.38
34	BA	362	G	C3'-C2'	-5.24	1.47	1.52
34	BA	454	G	C2'-C1'	-5.24	1.47	1.53
34	BA	1028	A	C5-C6	-5.24	1.36	1.41
35	BB	1020	U	N3-C4	-5.24	1.33	1.38
36	BC	119	G	C5-C6	-5.24	1.37	1.42
40	BG	17	A	N3-C4	-5.24	1.31	1.34
85	AA	173	A	C4'-O4'	-5.24	1.38	1.45
85	AA	1236	G	N3-C4	-5.24	1.31	1.35
85	AA	2083	G	C2'-C1'	-5.24	1.47	1.53
85	AA	2143	U	N3-C4	-5.24	1.33	1.38
34	BA	62	A	C2'-C1'	-5.24	1.47	1.53
34	BA	458	G	C2'-C1'	-5.24	1.47	1.53
34	BA	628	U	O3'-P	-5.24	1.54	1.61
34	BA	1182	U	C2'-C1'	-5.24	1.47	1.53
34	BA	1451	A	N3-C4	-5.24	1.31	1.34
34	BA	1502	G	C3'-C2'	-5.24	1.47	1.52
35	BB	428	G	C5-C4	-5.24	1.34	1.38
35	BB	651	G	C5-C4	-5.24	1.34	1.38
35	BB	1416	A	O3'-P	-5.24	1.54	1.61
36	BC	14	G	C5-C4	-5.24	1.34	1.38
37	BD	84	U	O3'-P	-5.24	1.54	1.61
37	BD	101	A	C8-N7	-5.24	1.27	1.31
38	BE	195	G	C5-C4	-5.24	1.34	1.38
39	BF	65	U	C3'-C2'	-5.24	1.47	1.52
40	BG	47	G	N9-C4	-5.24	1.33	1.38
85	AA	303	A	C2'-C1'	-5.24	1.47	1.53
85	AA	624	A	N1-C2	-5.24	1.29	1.34
85	AA	2092	A	C3'-C2'	-5.24	1.47	1.52
85	AA	2175	U	O4'-C1'	-5.24	1.34	1.41
85	AA	2245	A	C2'-C1'	-5.24	1.47	1.53
34	BA	236	A	C2'-O2'	-5.23	1.34	1.41
34	BA	1016	A	C6-N6	-5.23	1.29	1.33
35	BB	568	A	C8-N7	-5.23	1.27	1.31
37	BD	72	U	C4'-O4'	-5.23	1.38	1.45
40	BG	73	U	O4'-C1'	-5.23	1.34	1.41
85	AA	307	G	N3-C4	-5.23	1.31	1.35
85	AA	2144	C	O3'-P	-5.23	1.54	1.61
86	AB	67	C	P-O5'	-5.23	1.54	1.59
33	AZ	41	GLY	CA-C	-5.23	1.43	1.51
34	BA	112	C	P-O5'	-5.23	1.54	1.59
34	BA	474	A	C8-N7	-5.23	1.27	1.31

Continued on next page...

Continued from previous page...

Mol	Chain	Res	Type	Atoms	Z	Observed(Å)	Ideal(Å)
34	BA	815	C	C4'-C3'	-5.23	1.47	1.52
34	BA	850	C	C2-N3	-5.23	1.31	1.35
34	BA	1093	G	C2-N2	-5.23	1.29	1.34
34	BA	1165	A	C8-N7	-5.23	1.27	1.31
34	BA	1227	U	C2'-C1'	-5.23	1.47	1.53
34	BA	1413	G	C3'-C2'	-5.23	1.47	1.52
34	BA	1598	U	C2'-C1'	-5.23	1.47	1.53
35	BB	269	A	O3'-P	-5.23	1.54	1.61
35	BB	795	A	C2'-C1'	-5.23	1.47	1.53
35	BB	1099	U	P-O5'	-5.23	1.54	1.59
35	BB	1160	U	C4'-C3'	-5.23	1.47	1.52
35	BB	1257	A	P-O5'	-5.23	1.54	1.59
35	BB	1352	C	O3'-P	-5.23	1.54	1.61
36	BC	4	G	C2-N2	-5.23	1.29	1.34
36	BC	91	G	N7-C5	-5.23	1.36	1.39
38	BE	31	A	O3'-P	-5.23	1.54	1.61
38	BE	204	U	P-O5'	-5.23	1.54	1.59
85	AA	15	U	O3'-P	-5.23	1.54	1.61
85	AA	404	A	C3'-C2'	-5.23	1.47	1.52
85	AA	542	G	N7-C5	-5.23	1.36	1.39
34	BA	83	G	N1-C2	-5.23	1.33	1.37
34	BA	118	C	C4-N4	-5.23	1.29	1.33
34	BA	433	G	N9-C4	-5.23	1.33	1.38
34	BA	537	C	C3'-C2'	-5.23	1.47	1.52
34	BA	689	C	C4-N4	-5.23	1.29	1.33
34	BA	932	G	C2-N2	-5.23	1.29	1.34
34	BA	1440	C	N3-C4	-5.23	1.30	1.33
34	BA	1658	G	C2'-C1'	-5.23	1.47	1.53
35	BB	4	C	C3'-O3'	5.23	1.49	1.42
35	BB	41	A	C6-N1	5.23	1.39	1.35
35	BB	429	C	C2-N3	-5.23	1.31	1.35
35	BB	1351	G	N9-C8	-5.23	1.34	1.37
35	BB	1385	C	C2-N3	-5.23	1.31	1.35
40	BG	29	U	C2-N3	-5.23	1.34	1.37
41	BH	11	C	C2'-C1'	-5.23	1.47	1.53
85	AA	390	U	C2-N3	-5.23	1.34	1.37
85	AA	808	A	C4'-O4'	5.23	1.52	1.45
85	AA	1624	U	C1'-N1	-5.23	1.39	1.46
34	BA	130	U	N3-C4	-5.23	1.33	1.38
34	BA	238	C	C5-C6	-5.23	1.30	1.34
34	BA	763	U	C2'-C1'	5.23	1.59	1.53
34	BA	926	A	O4'-C1'	-5.23	1.34	1.41

Continued on next page...

Continued from previous page...

Mol	Chain	Res	Type	Atoms	Z	Observed(Å)	Ideal(Å)
34	BA	1560	U	P-O5'	-5.23	1.54	1.59
37	BD	16	U	N3-C4	-5.23	1.33	1.38
38	BE	121	G	C2-N2	-5.23	1.29	1.34
39	BF	36	G	C5-C6	-5.23	1.37	1.42
40	BG	18	U	C2'-C1'	-5.23	1.47	1.53
40	BG	52	A	C8-N7	-5.23	1.27	1.31
41	BH	6	U	N3-C4	-5.23	1.33	1.38
85	AA	157	G	O4'-C1'	-5.23	1.34	1.41
34	BA	73	G	C5-C4	-5.23	1.34	1.38
34	BA	296	G	C1'-N9	5.23	1.56	1.48
34	BA	478	G	N1-C2	-5.23	1.33	1.37
34	BA	774	A	C4'-O4'	-5.23	1.38	1.45
34	BA	818	G	C6-N1	-5.23	1.35	1.39
34	BA	841	G	C2'-C1'	-5.23	1.47	1.53
34	BA	853	A	N1-C2	-5.23	1.29	1.34
34	BA	861	C	O3'-P	-5.23	1.54	1.61
34	BA	956	G	C1'-N9	-5.23	1.39	1.46
34	BA	1090	A	N7-C5	-5.23	1.36	1.39
34	BA	1409	A	C6-N1	-5.23	1.31	1.35
34	BA	1595	G	C5-C4	-5.23	1.34	1.38
35	BB	9	G	C8-N7	-5.23	1.27	1.30
35	BB	121	A	N1-C2	-5.23	1.29	1.34
35	BB	1351	G	N9-C4	-5.23	1.33	1.38
35	BB	1363	A	C2'-C1'	-5.23	1.47	1.53
36	BC	109	A	N9-C8	-5.23	1.33	1.37
37	BD	54	A	C5-C4	-5.23	1.35	1.38
37	BD	69	U	C1'-N1	-5.23	1.39	1.46
38	BE	13	A	P-O5'	5.23	1.65	1.59
40	BG	129	G	C5'-C4'	-5.23	1.45	1.51
85	AA	539	A	N7-C5	-5.23	1.36	1.39
85	AA	1689	G	P-O5'	-5.23	1.54	1.59
85	AA	1872	G	C5-C6	-5.23	1.37	1.42
34	BA	36	A	C2'-C1'	-5.23	1.47	1.53
34	BA	859	G	C2-N3	-5.23	1.28	1.32
35	BB	572	G	N3-C4	-5.23	1.31	1.35
85	AA	1516	A	C3'-O3'	-5.23	1.34	1.42
85	AA	1904	C	C4'-C3'	-5.23	1.47	1.52
34	BA	36	A	C1'-N9	-5.22	1.39	1.46
34	BA	454	G	N9-C4	-5.22	1.33	1.38
34	BA	1276	G	C6-N1	-5.22	1.35	1.39
34	BA	1433	U	O3'-P	-5.22	1.54	1.61
34	BA	1442	A	C2'-C1'	-5.22	1.47	1.53

Continued on next page...

Continued from previous page...

Mol	Chain	Res	Type	Atoms	Z	Observed(Å)	Ideal(Å)
34	BA	1444	G	C4'-C3'	5.22	1.58	1.53
34	BA	1481	U	O3'-P	-5.22	1.54	1.61
34	BA	1688	G	N3-C4	-5.22	1.31	1.35
35	BB	85	A	N3-C4	-5.22	1.31	1.34
35	BB	111	C	C3'-C2'	-5.22	1.47	1.52
35	BB	375	G	C3'-C2'	-5.22	1.47	1.52
35	BB	692	G	C2-N2	-5.22	1.29	1.34
35	BB	875	G	C5'-C4'	5.22	1.57	1.51
35	BB	1515	C	N1-C6	-5.22	1.34	1.37
38	BE	85	G	C5-C4	-5.22	1.34	1.38
40	BG	90	G	C3'-C2'	-5.22	1.47	1.52
41	BH	115	A	C8-N7	-5.22	1.27	1.31
61	Bb	106	TYR	CB-CG	-5.22	1.43	1.51
85	AA	416	U	N3-C4	-5.22	1.33	1.38
85	AA	436	G	C2'-C1'	-5.22	1.47	1.53
85	AA	764	U	N1-C2	-5.22	1.33	1.38
85	AA	802	A	C1'-N9	-5.22	1.39	1.46
85	AA	1197	U	C3'-C2'	-5.22	1.47	1.52
34	BA	575	U	C1'-N1	-5.22	1.39	1.46
34	BA	584	A	C5-C4	-5.22	1.35	1.38
34	BA	588	C	N1-C6	-5.22	1.34	1.37
34	BA	1704	G	N1-C2	-5.22	1.33	1.37
35	BB	673	C	C4'-C3'	-5.22	1.47	1.52
35	BB	1536	G	O3'-P	-5.22	1.54	1.61
36	BC	33	U	C1'-N1	5.22	1.56	1.48
54	BU	8	LYS	N-CA	-5.22	1.35	1.46
85	AA	395	G	C1'-N9	-5.22	1.39	1.46
85	AA	1517	G	C4'-C3'	-5.22	1.47	1.52
85	AA	1701	G	C5-C4	-5.22	1.34	1.38
85	AA	2034	G	O3'-P	-5.22	1.54	1.61
34	BA	192	G	C2'-C1'	-5.22	1.47	1.53
34	BA	619	U	C2'-C1'	-5.22	1.47	1.53
34	BA	1250	C	N3-C4	-5.22	1.30	1.33
35	BB	481	A	P-O5'	-5.22	1.54	1.59
36	BC	60	U	C2'-C1'	-5.22	1.47	1.53
36	BC	106	G	N9-C8	-5.22	1.34	1.37
36	BC	154	A	N7-C5	-5.22	1.36	1.39
36	BC	163	A	N9-C8	-5.22	1.33	1.37
40	BG	70	C	N3-C4	-5.22	1.30	1.33
41	BH	38	G	C4'-C3'	-5.22	1.47	1.52
85	AA	246	C	C2'-C1'	-5.22	1.47	1.53
85	AA	506	G	C2-N2	-5.22	1.29	1.34

Continued on next page...

Continued from previous page...

Mol	Chain	Res	Type	Atoms	Z	Observed(Å)	Ideal(Å)
85	AA	513	G	C6-N1	-5.22	1.35	1.39
85	AA	913	U	N1-C2	-5.22	1.33	1.38
85	AA	1650	G	N9-C4	-5.22	1.33	1.38
85	AA	1698	A	C8-N7	-5.22	1.27	1.31
34	BA	1	C	O3'-P	-5.22	1.54	1.61
34	BA	439	A	P-O5'	-5.22	1.54	1.59
34	BA	719	G	N1-C2	-5.22	1.33	1.37
34	BA	1528	U	O3'-P	-5.22	1.54	1.61
34	BA	1535	G	O3'-P	-5.22	1.54	1.61
35	BB	467	G	C6-N1	-5.22	1.35	1.39
35	BB	590	G	N9-C4	-5.22	1.33	1.38
35	BB	679	G	C2-N2	-5.22	1.29	1.34
35	BB	954	G	C2'-C1'	-5.22	1.47	1.53
35	BB	1045	G	N9-C4	-5.22	1.33	1.38
35	BB	1313	C	C4-N4	-5.22	1.29	1.33
35	BB	1503	U	C5'-C4'	5.22	1.57	1.51
36	BC	54	G	C2-N2	-5.22	1.29	1.34
40	BG	58	G	C2-N2	-5.22	1.29	1.34
85	AA	19	A	C8-N7	-5.22	1.27	1.31
85	AA	779	G	C4'-C3'	-5.22	1.47	1.52
85	AA	1220	A	C2'-C1'	-5.22	1.47	1.53
34	BA	303	C	C4'-C3'	-5.22	1.47	1.52
34	BA	496	G	N1-C2	-5.22	1.33	1.37
34	BA	1563	G	O3'-P	-5.22	1.54	1.61
35	BB	1071	G	C2'-C1'	-5.22	1.47	1.53
35	BB	1455	A	N9-C8	-5.22	1.33	1.37
39	BF	72	A	N9-C4	-5.22	1.34	1.37
40	BG	54	G	C2-N2	-5.22	1.29	1.34
40	BG	100	G	C2-N2	-5.22	1.29	1.34
85	AA	93	G	N3-C4	-5.22	1.31	1.35
85	AA	1100	U	N1-C2	5.22	1.43	1.38
85	AA	1128	G	C5-C4	-5.22	1.34	1.38
34	BA	352	G	C5-C4	-5.22	1.34	1.38
34	BA	910	U	C2'-C1'	-5.22	1.47	1.53
34	BA	1234	U	C1'-N1	-5.22	1.39	1.46
34	BA	1330	G	C4'-C3'	5.22	1.58	1.53
34	BA	1711	G	C2'-C1'	-5.22	1.47	1.53
35	BB	681	G	C2-N2	-5.22	1.29	1.34
35	BB	830	G	P-O5'	-5.22	1.54	1.59
35	BB	1038	G	C5-C6	-5.22	1.37	1.42
35	BB	1108	G	C2'-C1'	-5.22	1.47	1.53
35	BB	1391	G	C5-C4	-5.22	1.34	1.38

Continued on next page...

Continued from previous page...

Mol	Chain	Res	Type	Atoms	Z	Observed(Å)	Ideal(Å)
37	BD	30	A	O3'-P	-5.22	1.54	1.61
40	BG	134	U	N1-C6	-5.22	1.33	1.38
40	BG	150	A	C5-C6	-5.22	1.36	1.41
85	AA	606	A	O3'-P	-5.22	1.54	1.61
85	AA	642	G	C1'-N9	-5.22	1.39	1.46
85	AA	644	A	C2'-C1'	-5.22	1.47	1.53
85	AA	1245	U	C2-N3	-5.22	1.34	1.37
85	AA	2046	G	C6-N1	-5.22	1.35	1.39
34	BA	315	U	C3'-C2'	-5.21	1.47	1.52
34	BA	894	G	C3'-C2'	-5.21	1.47	1.52
34	BA	1192	A	C4'-C3'	-5.21	1.47	1.52
34	BA	1511	C	C4'-C3'	-5.21	1.47	1.52
34	BA	1637	G	N9-C4	5.21	1.42	1.38
34	BA	1787	U	C2-N3	-5.21	1.34	1.37
35	BB	833	G	C1'-N9	-5.21	1.39	1.46
35	BB	1380	G	O3'-P	-5.21	1.54	1.61
35	BB	1469	A	P-O5'	-5.21	1.54	1.59
36	BC	63	G	C3'-C2'	-5.21	1.47	1.52
38	BE	59	U	C4'-C3'	-5.21	1.47	1.52
38	BE	60	C	C4-N4	-5.21	1.29	1.33
39	BF	48	G	C5-C6	-5.21	1.37	1.42
41	BH	106	G	C2-N2	-5.21	1.29	1.34
63	Bd	36	GLY	C-N	5.21	1.46	1.34
85	AA	62	A	O3'-P	-5.21	1.54	1.61
85	AA	123	A	O3'-P	-5.21	1.54	1.61
85	AA	126	U	N1-C2	-5.21	1.33	1.38
85	AA	269	G	C5'-C4'	-5.21	1.45	1.51
85	AA	435	A	C1'-N9	-5.21	1.39	1.46
85	AA	528	U	C4'-O4'	-5.21	1.38	1.45
85	AA	1983	C	O3'-P	-5.21	1.54	1.61
85	AA	2017	U	C4'-C3'	-5.21	1.47	1.52
86	AB	59	U	O3'-P	-5.21	1.54	1.61
34	BA	878	G	C4'-O4'	-5.21	1.38	1.45
35	BB	703	U	C1'-N1	-5.21	1.39	1.46
35	BB	1028	C	C4'-O4'	-5.21	1.38	1.45
35	BB	1334	C	C4-N4	-5.21	1.29	1.33
37	BD	58	G	N1-C2	-5.21	1.33	1.37
85	AA	157	G	C5'-C4'	-5.21	1.45	1.51
85	AA	394	C	C2'-C1'	-5.21	1.47	1.53
85	AA	797	C	P-O5'	-5.21	1.54	1.59
85	AA	1672	G	C5-C4	-5.21	1.34	1.38
85	AA	2112	G	N7-C5	-5.21	1.36	1.39

Continued on next page...

Continued from previous page...

Mol	Chain	Res	Type	Atoms	Z	Observed(Å)	Ideal(Å)
34	BA	2	A	C4'-C3'	-5.21	1.47	1.52
34	BA	460	G	N9-C4	-5.21	1.33	1.38
34	BA	798	G	C4'-C3'	-5.21	1.47	1.52
34	BA	1008	A	N7-C5	-5.21	1.36	1.39
35	BB	102	G	C5-C6	-5.21	1.37	1.42
35	BB	378	C	C2'-C1'	-5.21	1.47	1.53
35	BB	593	A	N3-C4	-5.21	1.31	1.34
35	BB	811	C	O3'-P	-5.21	1.54	1.61
35	BB	1512	C	C1'-N1	5.21	1.56	1.48
41	BH	91	G	C8-N7	5.21	1.34	1.30
85	AA	276	C	C4-N4	-5.21	1.29	1.33
85	AA	692	U	C5'-C4'	-5.21	1.45	1.51
85	AA	2136	C	O3'-P	-5.21	1.54	1.61
34	BA	403	A	N9-C4	-5.21	1.34	1.37
34	BA	546	U	C2-N3	-5.21	1.34	1.37
35	BB	109	U	N1-C6	-5.21	1.33	1.38
35	BB	406	A	P-O5'	-5.21	1.54	1.59
35	BB	1509	G	C2-N2	-5.21	1.29	1.34
38	BE	175	U	C4'-C3'	5.21	1.58	1.53
41	BH	26	C	O3'-P	-5.21	1.54	1.61
85	AA	488	G	C1'-N9	-5.21	1.39	1.46
34	BA	375	C	C3'-C2'	-5.21	1.47	1.52
34	BA	889	U	C4'-C3'	-5.21	1.47	1.52
34	BA	999	G	C2-N2	-5.21	1.29	1.34
34	BA	1238	C	C2'-C1'	-5.21	1.47	1.53
34	BA	1512	C	C2-N3	-5.21	1.31	1.35
34	BA	1574	C	C4-N4	-5.21	1.29	1.33
35	BB	101	U	O4'-C1'	-5.21	1.34	1.41
35	BB	841	U	N1-C6	-5.21	1.33	1.38
35	BB	1187	G	P-O5'	-5.21	1.54	1.59
35	BB	1220	A	N9-C8	-5.21	1.33	1.37
35	BB	1430	G	O4'-C1'	-5.21	1.34	1.41
37	BD	69	U	N1-C6	-5.21	1.33	1.38
38	BE	163	A	C5-C6	-5.21	1.36	1.41
39	BF	56	C	N3-C4	5.21	1.37	1.33
40	BG	135	C	C4'-C3'	-5.21	1.47	1.52
41	BH	54	U	N3-C4	-5.21	1.33	1.38
41	BH	68	G	C2-N2	-5.21	1.29	1.34
85	AA	457	G	C2'-C1'	-5.21	1.47	1.53
85	AA	648	G	N9-C8	-5.21	1.34	1.37
85	AA	732	G	P-O5'	-5.21	1.54	1.59
85	AA	1918	U	C2'-C1'	-5.21	1.47	1.53

Continued on next page...

Continued from previous page...

Mol	Chain	Res	Type	Atoms	Z	Observed(Å)	Ideal(Å)
34	BA	181	G	N3-C4	-5.21	1.31	1.35
34	BA	540	G	C2'-C1'	-5.21	1.47	1.53
34	BA	654	C	O3'-P	-5.21	1.54	1.61
34	BA	689	C	C1'-N1	-5.21	1.39	1.46
34	BA	755	G	C5'-C4'	-5.21	1.45	1.51
34	BA	807	U	C2-N3	-5.21	1.34	1.37
34	BA	1007	G	C2'-C1'	-5.21	1.47	1.53
34	BA	1227	U	P-O5'	-5.21	1.54	1.59
34	BA	1509	U	C2'-C1'	-5.21	1.47	1.53
34	BA	1597	G	C8-N7	-5.21	1.27	1.30
35	BB	32	C	C3'-C2'	-5.21	1.47	1.52
35	BB	68	G	N7-C5	-5.21	1.36	1.39
35	BB	348	G	P-O5'	-5.21	1.54	1.59
35	BB	1224	C	N1-C6	-5.21	1.34	1.37
35	BB	1440	A	N3-C4	-5.21	1.31	1.34
35	BB	1529	G	N7-C5	-5.21	1.36	1.39
36	BC	69	U	C1'-N1	-5.21	1.39	1.46
40	BG	78	C	N1-C6	-5.21	1.34	1.37
40	BG	180	C	C4'-O4'	-5.21	1.38	1.45
56	BW	97	PHE	CB-CG	-5.21	1.42	1.51
85	AA	11	A	C6-N1	-5.21	1.31	1.35
85	AA	49	C	C3'-C2'	-5.21	1.47	1.52
85	AA	119	G	N9-C8	-5.21	1.34	1.37
85	AA	611	G	N9-C4	5.21	1.42	1.38
85	AA	995	G	C4'-C3'	-5.21	1.47	1.52
85	AA	1508	A	C3'-C2'	-5.21	1.47	1.52
85	AA	1536	C	O5'-C5'	5.21	1.52	1.44
85	AA	1788	U	P-O5'	-5.21	1.54	1.59
85	AA	1854	U	P-O5'	-5.21	1.54	1.59
34	BA	19	G	N1-C2	-5.21	1.33	1.37
34	BA	371	U	N3-C4	-5.21	1.33	1.38
35	BB	108	G	C2'-C1'	-5.21	1.47	1.53
36	BC	70	C	P-O5'	-5.21	1.54	1.59
61	Bb	133	LYS	CA-C	-5.21	1.39	1.52
85	AA	323	U	C3'-C2'	-5.21	1.47	1.52
85	AA	968	U	C3'-C2'	-5.21	1.47	1.52
85	AA	1877	G	C6-N1	-5.21	1.35	1.39
85	AA	2187	G	N1-C2	-5.21	1.33	1.37
34	BA	386	A	C2'-C1'	-5.20	1.47	1.53
34	BA	1094	U	C2'-C1'	-5.20	1.47	1.53
34	BA	1248	A	C2'-C1'	-5.20	1.47	1.53
34	BA	1252	G	C4'-C3'	-5.20	1.47	1.52

Continued on next page...

Continued from previous page...

Mol	Chain	Res	Type	Atoms	Z	Observed(Å)	Ideal(Å)
34	BA	1674	G	C2-N2	-5.20	1.29	1.34
35	BB	66	G	C5-C6	-5.20	1.37	1.42
35	BB	514	G	O3'-P	-5.20	1.54	1.61
35	BB	1123	A	C5-C4	-5.20	1.35	1.38
40	BG	61	A	O3'-P	-5.20	1.54	1.61
85	AA	19	A	N3-C4	-5.20	1.31	1.34
85	AA	938	A	C8-N7	-5.20	1.27	1.31
85	AA	1305	A	C2'-C1'	-5.20	1.47	1.53
85	AA	2072	G	C4'-C3'	-5.20	1.47	1.52
34	BA	291	C	C4'-C3'	-5.20	1.47	1.52
34	BA	828	A	C3'-C2'	-5.20	1.47	1.52
34	BA	1159	A	N9-C4	-5.20	1.34	1.37
36	BC	98	C	O3'-P	-5.20	1.54	1.61
85	AA	1223	A	C3'-C2'	-5.20	1.47	1.52
85	AA	2028	G	C6-N1	-5.20	1.35	1.39
85	AA	2069	A	C6-N6	-5.20	1.29	1.33
34	BA	12	G	C6-N1	-5.20	1.35	1.39
34	BA	666	C	C4-C5	-5.20	1.38	1.43
34	BA	1253	G	C1'-N9	-5.20	1.39	1.46
34	BA	1273	U	C4'-O4'	-5.20	1.38	1.45
35	BB	101	U	C1'-N1	-5.20	1.39	1.46
35	BB	374	A	C6-N6	-5.20	1.29	1.33
35	BB	1185	G	O4'-C1'	-5.20	1.34	1.41
35	BB	1524	G	C6-N1	-5.20	1.35	1.39
37	BD	65	G	C1'-N9	-5.20	1.39	1.46
39	BF	32	G	C2-N2	-5.20	1.29	1.34
85	AA	317	A	N7-C5	-5.20	1.36	1.39
85	AA	671	G	C2'-C1'	-5.20	1.47	1.53
85	AA	1143	C	P-O5'	-5.20	1.54	1.59
85	AA	2240	G	C5-C4	-5.20	1.34	1.38
34	BA	38	G	N9-C4	-5.20	1.33	1.38
34	BA	320	G	C6-N1	-5.20	1.35	1.39
34	BA	472	G	C5-C6	-5.20	1.37	1.42
34	BA	1287	G	C4'-C3'	-5.20	1.47	1.52
34	BA	1310	C	C3'-C2'	-5.20	1.47	1.52
34	BA	1406	U	N3-C4	-5.20	1.33	1.38
34	BA	1665	G	C3'-C2'	-5.20	1.47	1.52
35	BB	103	C	C2'-C1'	-5.20	1.47	1.53
35	BB	830	G	C2-N2	-5.20	1.29	1.34
35	BB	1181	A	N3-C4	-5.20	1.31	1.34
35	BB	1222	A	C8-N7	-5.20	1.27	1.31
35	BB	1365	G	C5-C4	-5.20	1.34	1.38

Continued on next page...

Continued from previous page...

Mol	Chain	Res	Type	Atoms	Z	Observed(Å)	Ideal(Å)
35	BB	1501	U	P-O5'	-5.20	1.54	1.59
39	BF	57	C	N1-C2	-5.20	1.34	1.40
40	BG	7	U	C2'-C1'	-5.20	1.47	1.53
40	BG	144	G	C2'-C1'	-5.20	1.47	1.53
41	BH	114	G	C5-C6	-5.20	1.37	1.42
85	AA	57	G	O3'-P	-5.20	1.54	1.61
85	AA	182	C	C4'-C3'	-5.20	1.47	1.52
85	AA	430	G	C5-C6	-5.20	1.37	1.42
85	AA	875	C	O3'-P	-5.20	1.54	1.61
85	AA	1172	A	C2'-C1'	-5.20	1.47	1.53
85	AA	1485	G	C3'-C2'	-5.20	1.47	1.52
85	AA	1921	G	C6-N1	5.20	1.43	1.39
34	BA	486	G	O3'-P	-5.20	1.54	1.61
34	BA	1063	G	N9-C4	-5.20	1.33	1.38
34	BA	1269	C	C4-N4	-5.20	1.29	1.33
34	BA	1276	G	N1-C2	-5.20	1.33	1.37
34	BA	1687	A	C5-C4	-5.20	1.35	1.38
35	BB	623	A	O3'-P	-5.20	1.54	1.61
85	AA	549	A	C2'-C1'	-5.20	1.47	1.53
85	AA	1007	G	P-O5'	-5.20	1.54	1.59
85	AA	1234	G	C2'-C1'	-5.20	1.47	1.53
85	AA	1564	U	C2-N3	-5.20	1.34	1.37
85	AA	2044	A	N3-C4	-5.20	1.31	1.34
85	AA	2044	A	P-O5'	-5.20	1.54	1.59
85	AA	2170	G	C3'-C2'	-5.20	1.47	1.52
34	BA	63	A	C1'-N9	-5.20	1.39	1.46
34	BA	289	A	N1-C2	-5.20	1.29	1.34
34	BA	461	A	O3'-P	-5.20	1.54	1.61
34	BA	466	G	N7-C5	-5.20	1.36	1.39
34	BA	684	G	N9-C4	5.20	1.42	1.38
34	BA	704	G	C2-N2	-5.20	1.29	1.34
34	BA	1498	A	C4'-C3'	-5.20	1.47	1.52
35	BB	25	A	O4'-C1'	-5.20	1.34	1.41
35	BB	529	A	C5'-C4'	5.20	1.57	1.51
35	BB	632	U	N3-C4	-5.20	1.33	1.38
35	BB	1003	G	C3'-C2'	-5.20	1.47	1.52
35	BB	1027	U	C3'-C2'	-5.20	1.47	1.52
35	BB	1159	U	C4'-O4'	-5.20	1.38	1.45
35	BB	1476	C	C2-N3	-5.20	1.31	1.35
85	AA	665	A	C5-C4	-5.20	1.35	1.38
85	AA	687	G	N3-C4	-5.20	1.31	1.35
85	AA	1629	C	C2'-C1'	-5.20	1.47	1.53

Continued on next page...

Continued from previous page...

Mol	Chain	Res	Type	Atoms	Z	Observed(Å)	Ideal(Å)
85	AA	1864	G	C2'-C1'	-5.20	1.47	1.53
34	BA	1277	G	C2-N2	-5.19	1.29	1.34
35	BB	560	C	C2-N3	-5.19	1.31	1.35
35	BB	1028	C	P-O5'	-5.19	1.54	1.59
35	BB	1186	A	C2'-C1'	-5.19	1.47	1.53
42	BI	177	GLY	CA-C	-5.19	1.43	1.51
52	BS	21	ASN	C-N	-5.19	1.24	1.34
52	BS	44	TRP	CB-CG	-5.19	1.41	1.50
85	AA	188	G	C1'-N9	-5.19	1.39	1.46
85	AA	391	G	C6-N1	-5.19	1.35	1.39
34	BA	87	G	O3'-P	-5.19	1.54	1.61
34	BA	194	G	P-O5'	-5.19	1.54	1.59
34	BA	269	G	C5-C4	-5.19	1.34	1.38
34	BA	412	G	C8-N7	-5.19	1.27	1.30
34	BA	812	A	C1'-N9	-5.19	1.39	1.46
34	BA	1095	G	C2'-C1'	-5.19	1.47	1.53
35	BB	23	U	O3'-P	-5.19	1.54	1.61
35	BB	386	G	C2-N2	-5.19	1.29	1.34
35	BB	1256	C	P-O5'	-5.19	1.54	1.59
40	BG	15	G	C4'-C3'	-5.19	1.47	1.52
40	BG	139	U	C4'-C3'	-5.19	1.47	1.52
85	AA	453	G	C2'-C1'	-5.19	1.47	1.53
85	AA	814	G	C2'-C1'	-5.19	1.47	1.53
85	AA	1429	U	O3'-P	-5.19	1.54	1.61
5	A4	68	TYR	CB-CG	-5.19	1.43	1.51
34	BA	37	A	N3-C4	-5.19	1.31	1.34
34	BA	515	U	N1-C6	-5.19	1.33	1.38
34	BA	627	U	C2'-C1'	-5.19	1.47	1.53
34	BA	1095	G	N1-C2	-5.19	1.33	1.37
34	BA	1142	C	P-O5'	-5.19	1.54	1.59
35	BB	637	G	N1-C2	-5.19	1.33	1.37
35	BB	793	A	N7-C5	-5.19	1.36	1.39
35	BB	1186	A	C5-C4	-5.19	1.35	1.38
36	BC	66	G	N7-C5	-5.19	1.36	1.39
85	AA	53	G	C6-N1	-5.19	1.35	1.39
85	AA	129	U	N3-C4	-5.19	1.33	1.38
85	AA	510	A	C5'-C4'	5.19	1.57	1.51
85	AA	1467	U	O4'-C1'	-5.19	1.34	1.41
85	AA	1802	U	O3'-P	-5.19	1.54	1.61
85	AA	2074	G	C2'-C1'	-5.19	1.47	1.53
85	AA	2074	G	C3'-C2'	-5.19	1.47	1.52
35	BB	94	A	P-O5'	-5.19	1.54	1.59

Continued on next page...

Continued from previous page...

Mol	Chain	Res	Type	Atoms	Z	Observed(Å)	Ideal(Å)
38	BE	61	A	N7-C5	-5.19	1.36	1.39
40	BG	36	G	C3'-C2'	-5.19	1.47	1.52
85	AA	188	G	O3'-P	-5.19	1.54	1.61
85	AA	713	G	C4'-C3'	-5.19	1.47	1.52
34	BA	920	U	O3'-P	-5.19	1.54	1.61
34	BA	921	G	C2'-C1'	-5.19	1.47	1.53
34	BA	1219	G	N1-C2	-5.19	1.33	1.37
34	BA	1357	C	C2'-C1'	-5.19	1.47	1.53
34	BA	1684	A	C5-C4	-5.19	1.35	1.38
35	BB	67	A	C1'-N9	-5.19	1.39	1.46
35	BB	1271	A	N9-C4	-5.19	1.34	1.37
35	BB	1360	A	C3'-C2'	-5.19	1.47	1.52
35	BB	1392	A	C4'-O4'	-5.19	1.38	1.45
37	BD	42	A	C3'-C2'	-5.19	1.47	1.52
37	BD	44	U	C3'-C2'	-5.19	1.47	1.52
38	BE	67	A	N9-C8	-5.19	1.33	1.37
85	AA	19	A	N7-C5	-5.19	1.36	1.39
85	AA	122	A	C5-C4	-5.19	1.35	1.38
85	AA	428	G	C5-C6	-5.19	1.37	1.42
85	AA	615	A	P-O5'	-5.19	1.54	1.59
85	AA	864	C	C2-N3	-5.19	1.31	1.35
85	AA	1187	G	C5-C4	-5.19	1.34	1.38
85	AA	1866	A	P-O5'	-5.19	1.54	1.59
85	AA	1900	C	C4'-C3'	-5.19	1.47	1.52
86	AB	6	G	C6-N1	-5.19	1.35	1.39
34	BA	533	U	C1'-N1	-5.19	1.39	1.46
34	BA	1256	A	C3'-C2'	-5.19	1.47	1.52
34	BA	1614	G	C6-O6	-5.19	1.19	1.24
35	BB	376	A	N7-C5	-5.19	1.36	1.39
35	BB	829	C	C1'-N1	-5.19	1.39	1.46
35	BB	864	U	P-O5'	-5.19	1.54	1.59
74	Bo	21	ASN	C-N	-5.19	1.24	1.34
85	AA	374	C	O5'-C5'	-5.19	1.34	1.42
11	AC	124	PHE	CB-CG	-5.18	1.42	1.51
34	BA	382	G	N7-C5	-5.18	1.36	1.39
34	BA	906	A	C1'-N9	-5.18	1.39	1.46
34	BA	1090	A	N9-C8	-5.18	1.33	1.37
34	BA	1170	A	O4'-C1'	-5.18	1.34	1.41
35	BB	121	A	N9-C4	-5.18	1.34	1.37
35	BB	430	A	N3-C4	-5.18	1.31	1.34
35	BB	825	U	C3'-C2'	-5.18	1.47	1.52
35	BB	1134	G	N1-C2	-5.18	1.33	1.37

Continued on next page...

Continued from previous page...

Mol	Chain	Res	Type	Atoms	Z	Observed(Å)	Ideal(Å)
35	BB	1428	C	C4'-C3'	-5.18	1.47	1.52
35	BB	1474	A	C3'-O3'	5.18	1.49	1.42
37	BD	66	G	C6-N1	-5.18	1.35	1.39
37	BD	71	G	C3'-C2'	-5.18	1.47	1.52
37	BD	107	G	C5-C4	-5.18	1.34	1.38
38	BE	2	G	N9-C8	-5.18	1.34	1.37
39	BF	4	A	C2'-C1'	-5.18	1.47	1.53
41	BH	3	U	O4'-C1'	-5.18	1.34	1.41
41	BH	23	G	N9-C4	-5.18	1.33	1.38
85	AA	596	A	C4'-C3'	-5.18	1.47	1.52
85	AA	1942	U	O3'-P	-5.18	1.54	1.61
85	AA	2002	A	C3'-C2'	-5.18	1.47	1.52
85	AA	2121	G	C2-N2	-5.18	1.29	1.34
85	AA	2125	A	C2'-O2'	-5.18	1.34	1.41
34	BA	483	A	O5'-C5'	-5.18	1.34	1.42
34	BA	613	A	C5-C4	-5.18	1.35	1.38
34	BA	696	A	O4'-C1'	-5.18	1.34	1.41
34	BA	723	C	C3'-C2'	-5.18	1.47	1.52
34	BA	1255	G	C2'-C1'	-5.18	1.47	1.53
34	BA	1349	A	P-O5'	-5.18	1.54	1.59
34	BA	1769	U	P-O5'	-5.18	1.54	1.59
34	BA	1770	U	P-O5'	-5.18	1.54	1.59
35	BB	514	G	C2-N2	-5.18	1.29	1.34
35	BB	561	C	C4-N4	-5.18	1.29	1.33
35	BB	1419	G	N3-C4	-5.18	1.31	1.35
36	BC	27	U	C4'-C3'	-5.18	1.47	1.52
36	BC	38	U	C3'-C2'	-5.18	1.47	1.52
36	BC	168	C	O4'-C1'	-5.18	1.34	1.41
37	BD	66	G	P-O5'	-5.18	1.54	1.59
40	BG	118	U	N3-C4	-5.18	1.33	1.38
85	AA	156	G	C3'-C2'	-5.18	1.47	1.52
85	AA	355	G	N9-C4	-5.18	1.33	1.38
85	AA	367	A	C1'-N9	-5.18	1.39	1.46
85	AA	753	U	O3'-P	-5.18	1.54	1.61
85	AA	1792	C	C3'-C2'	-5.18	1.47	1.52
85	AA	2203	C	C1'-N1	-5.18	1.39	1.46
34	BA	8	G	N1-C2	-5.18	1.33	1.37
34	BA	951	C	C1'-N1	-5.18	1.39	1.46
34	BA	1201	G	N9-C8	-5.18	1.34	1.37
34	BA	1534	U	C2'-C1'	-5.18	1.47	1.53
35	BB	576	A	N9-C8	-5.18	1.33	1.37
36	BC	47	C	C4-N4	-5.18	1.29	1.33

Continued on next page...

Continued from previous page...

Mol	Chain	Res	Type	Atoms	Z	Observed(Å)	Ideal(Å)
37	BD	73	U	C3'-C2'	-5.18	1.47	1.52
85	AA	2054	G	O4'-C1'	-5.18	1.34	1.41
34	BA	1041	U	N1-C6	-5.18	1.33	1.38
34	BA	1424	G	O3'-P	-5.18	1.54	1.61
34	BA	1546	C	C4'-O4'	-5.18	1.38	1.45
35	BB	440	U	O3'-P	-5.18	1.54	1.61
35	BB	486	G	C5-C6	-5.18	1.37	1.42
35	BB	1264	U	C5'-C4'	-5.18	1.45	1.51
35	BB	1332	G	N9-C4	-5.18	1.33	1.38
36	BC	88	A	C5'-C4'	-5.18	1.45	1.51
38	BE	176	G	N1-C2	5.18	1.41	1.37
85	AA	81	A	N7-C5	-5.18	1.36	1.39
85	AA	94	C	C1'-N1	-5.18	1.39	1.46
85	AA	340	G	C6-N1	-5.18	1.35	1.39
85	AA	923	A	P-O5'	-5.18	1.54	1.59
85	AA	1227	A	N7-C5	-5.18	1.36	1.39
2	A1	190	GLY	CA-C	-5.18	1.43	1.51
34	BA	328	A	N9-C4	-5.18	1.34	1.37
34	BA	959	G	O3'-P	-5.18	1.54	1.61
34	BA	1086	A	N9-C4	5.18	1.41	1.37
34	BA	1322	A	C1'-N9	-5.18	1.39	1.46
34	BA	1545	C	N1-C6	-5.18	1.34	1.37
35	BB	380	G	C5-C4	-5.18	1.34	1.38
35	BB	600	C	C3'-C2'	-5.18	1.47	1.52
85	AA	425	G	P-O5'	-5.18	1.54	1.59
85	AA	480	U	C2-N3	-5.18	1.34	1.37
85	AA	1491	G	N7-C5	-5.18	1.36	1.39
34	BA	183	G	C8-N7	-5.18	1.27	1.30
34	BA	289	A	O3'-P	-5.18	1.54	1.61
34	BA	518	C	C4'-O4'	-5.18	1.38	1.45
34	BA	600	G	C5-C4	-5.18	1.34	1.38
34	BA	706	C	C1'-N1	-5.18	1.39	1.46
34	BA	1832	A	O5'-C5'	-5.18	1.34	1.42
35	BB	590	G	O3'-P	-5.18	1.54	1.61
35	BB	616	U	C1'-N1	-5.18	1.39	1.46
35	BB	1042	U	C2-N3	-5.18	1.34	1.37
36	BC	77	A	C3'-C2'	-5.18	1.47	1.52
37	BD	113	G	C2'-C1'	-5.18	1.47	1.53
85	AA	533	C	C1'-N1	-5.18	1.39	1.46
85	AA	638	G	N7-C5	-5.18	1.36	1.39
85	AA	749	C	N3-C4	-5.18	1.30	1.33
85	AA	867	G	C5-C6	-5.18	1.37	1.42

Continued on next page...

Continued from previous page...

Mol	Chain	Res	Type	Atoms	Z	Observed(Å)	Ideal(Å)
85	AA	911	A	C6-N1	-5.18	1.31	1.35
85	AA	2128	G	N7-C5	-5.18	1.36	1.39
34	BA	310	C	C2'-C1'	-5.17	1.47	1.53
34	BA	924	U	C3'-C2'	-5.17	1.47	1.52
34	BA	952	G	C2'-C1'	-5.17	1.47	1.53
34	BA	1155	U	O3'-P	-5.17	1.54	1.61
34	BA	1401	C	C3'-C2'	-5.17	1.47	1.52
34	BA	1516	G	C1'-N9	-5.17	1.39	1.46
35	BB	371	C	C1'-N1	-5.17	1.39	1.46
36	BC	124	A	C2'-C1'	-5.17	1.47	1.53
38	BE	199	A	C3'-C2'	-5.17	1.47	1.52
40	BG	82	U	N3-C4	-5.17	1.33	1.38
40	BG	89	A	N7-C5	-5.17	1.36	1.39
85	AA	138	C	O3'-P	-5.17	1.54	1.61
85	AA	874	A	C2'-C1'	-5.17	1.47	1.53
85	AA	1128	G	N9-C4	5.17	1.42	1.38
85	AA	1526	G	O4'-C1'	-5.17	1.34	1.41
85	AA	1693	C	C2-N3	-5.17	1.31	1.35
85	AA	1808	G	O4'-C1'	-5.17	1.34	1.41
85	AA	2138	G	C8-N7	-5.17	1.27	1.30
85	AA	2153	G	C5-C6	-5.17	1.37	1.42
34	BA	430	A	C5-C4	-5.17	1.35	1.38
34	BA	1450	G	N7-C5	-5.17	1.36	1.39
34	BA	1573	C	C3'-C2'	-5.17	1.47	1.52
35	BB	140	U	C2'-C1'	-5.17	1.47	1.53
35	BB	640	A	N3-C4	-5.17	1.31	1.34
35	BB	993	A	C4'-C3'	-5.17	1.47	1.52
35	BB	1173	C	C4'-O4'	-5.17	1.38	1.45
40	BG	107	U	O3'-P	-5.17	1.54	1.61
85	AA	108	C	C4'-C3'	-5.17	1.47	1.52
85	AA	710	A	C4'-C3'	-5.17	1.47	1.52
85	AA	805	A	C3'-C2'	-5.17	1.47	1.52
34	BA	64	A	C5-C4	-5.17	1.35	1.38
34	BA	524	G	C5-C6	-5.17	1.37	1.42
34	BA	573	U	C4'-O4'	-5.17	1.38	1.45
34	BA	704	G	C5-C4	-5.17	1.34	1.38
34	BA	921	G	C5'-C4'	-5.17	1.45	1.51
34	BA	1456	C	C4-N4	-5.17	1.29	1.33
34	BA	1840	C	C4'-O4'	-5.17	1.38	1.45
35	BB	1136	G	C5-C4	-5.17	1.34	1.38
35	BB	1207	C	C3'-C2'	-5.17	1.47	1.52
35	BB	1395	G	C4'-C3'	-5.17	1.47	1.52

Continued on next page...

Continued from previous page...

Mol	Chain	Res	Type	Atoms	Z	Observed(Å)	Ideal(Å)
37	BD	90	A	C5-C4	-5.17	1.35	1.38
41	BH	35	G	C6-N1	-5.17	1.35	1.39
85	AA	31	C	C4-N4	-5.17	1.29	1.33
85	AA	792	A	C6-N1	-5.17	1.31	1.35
85	AA	1253	G	O3'-P	-5.17	1.54	1.61
85	AA	1533	C	C2'-C1'	-5.17	1.47	1.53
85	AA	1934	A	C6-N6	-5.17	1.29	1.33
34	BA	14	G	P-O5'	-5.17	1.54	1.59
34	BA	24	C	C4-C5	-5.17	1.38	1.43
34	BA	129	U	C2-N3	-5.17	1.34	1.37
34	BA	720	A	C8-N7	-5.17	1.27	1.31
34	BA	1027	C	P-O5'	-5.17	1.54	1.59
34	BA	1145	U	C4'-C3'	-5.17	1.47	1.52
35	BB	438	G	C5-C4	-5.17	1.34	1.38
35	BB	827	U	C1'-N1	-5.17	1.39	1.46
35	BB	1379	U	O3'-P	-5.17	1.54	1.61
85	AA	410	A	C6-N1	-5.17	1.31	1.35
85	AA	1222	A	C5-C4	-5.17	1.35	1.38
34	BA	13	U	N3-C4	-5.17	1.33	1.38
34	BA	121	A	O3'-P	-5.17	1.54	1.61
34	BA	136	A	C1'-N9	-5.17	1.39	1.46
34	BA	315	U	C2-N3	-5.17	1.34	1.37
34	BA	325	A	C4'-C3'	-5.17	1.47	1.52
34	BA	374	U	N3-C4	-5.17	1.33	1.38
34	BA	678	C	N1-C2	5.17	1.45	1.40
34	BA	816	G	C2-N2	-5.17	1.29	1.34
34	BA	1180	A	N9-C4	-5.17	1.34	1.37
34	BA	1502	G	C6-N1	-5.17	1.35	1.39
34	BA	1554	C	C5'-C4'	-5.17	1.45	1.51
34	BA	1562	G	C3'-C2'	-5.17	1.47	1.52
35	BB	540	G	C8-N7	-5.17	1.27	1.30
35	BB	582	G	C2-N2	-5.17	1.29	1.34
35	BB	591	A	C8-N7	-5.17	1.27	1.31
35	BB	1029	U	N3-C4	-5.17	1.33	1.38
35	BB	1050	A	C3'-C2'	-5.17	1.47	1.52
35	BB	1176	G	N3-C4	-5.17	1.31	1.35
35	BB	1329	G	N9-C4	-5.17	1.33	1.38
41	BH	90	C	P-O5'	-5.17	1.54	1.59
85	AA	786	G	O3'-P	-5.17	1.54	1.61
85	AA	1919	G	C2-N2	-5.17	1.29	1.34
85	AA	2215	C	C2-N3	-5.17	1.31	1.35
34	BA	691	A	C8-N7	-5.17	1.27	1.31

Continued on next page...

Continued from previous page...

Mol	Chain	Res	Type	Atoms	Z	Observed(Å)	Ideal(Å)
34	BA	733	G	P-O5'	-5.17	1.54	1.59
34	BA	1144	A	N1-C2	-5.17	1.29	1.34
34	BA	1554	C	C4'-O4'	-5.17	1.38	1.45
34	BA	1616	A	C4'-C3'	-5.17	1.47	1.52
34	BA	1701	U	N1-C6	-5.17	1.33	1.38
35	BB	649	A	N1-C2	-5.17	1.29	1.34
35	BB	1078	U	C2-N3	-5.17	1.34	1.37
35	BB	1362	G	N9-C4	-5.17	1.33	1.38
35	BB	1369	A	N7-C5	-5.17	1.36	1.39
36	BC	14	G	N7-C5	-5.17	1.36	1.39
36	BC	115	G	C2-N2	-5.17	1.29	1.34
37	BD	38	U	N1-C2	-5.17	1.33	1.38
38	BE	64	A	N9-C4	-5.17	1.34	1.37
41	BH	12	U	C2'-C1'	-5.17	1.47	1.53
85	AA	402	G	N3-C4	-5.17	1.31	1.35
85	AA	1689	G	N9-C8	-5.17	1.34	1.37
34	BA	922	C	C1'-N1	-5.17	1.39	1.46
34	BA	1612	C	C4-N4	-5.17	1.29	1.33
85	AA	397	G	N3-C4	-5.17	1.31	1.35
85	AA	429	G	C3'-C2'	-5.17	1.47	1.52
85	AA	522	A	C2'-C1'	-5.17	1.47	1.53
85	AA	958	C	C2'-C1'	-5.17	1.47	1.53
85	AA	1471	G	C2'-C1'	-5.17	1.47	1.53
34	BA	55	G	N9-C8	-5.16	1.34	1.37
34	BA	96	G	N3-C4	-5.16	1.31	1.35
34	BA	506	U	P-O5'	-5.16	1.54	1.59
34	BA	757	G	C5-C4	-5.16	1.34	1.38
34	BA	849	G	C5-C4	-5.16	1.34	1.38
34	BA	897	U	C2-N3	-5.16	1.34	1.37
34	BA	1479	G	C1'-N9	-5.16	1.39	1.46
34	BA	1547	G	O4'-C1'	-5.16	1.34	1.41
35	BB	537	A	C2'-C1'	-5.16	1.47	1.53
35	BB	991	C	C2'-C1'	-5.16	1.47	1.53
35	BB	1274	G	C5-C4	-5.16	1.34	1.38
35	BB	1426	G	O3'-P	-5.16	1.54	1.61
39	BF	63	U	C2-N3	-5.16	1.34	1.37
41	BH	15	A	N3-C4	-5.16	1.31	1.34
85	AA	313	A	C4'-C3'	-5.16	1.47	1.52
85	AA	352	G	N9-C8	-5.16	1.34	1.37
85	AA	407	G	C2-N2	-5.16	1.29	1.34
85	AA	1169	A	C1'-N9	-5.16	1.39	1.46
85	AA	1251	G	C5-C4	-5.16	1.34	1.38

Continued on next page...

Continued from previous page...

Mol	Chain	Res	Type	Atoms	Z	Observed(Å)	Ideal(Å)
85	AA	1441	G	C5'-C4'	-5.16	1.45	1.51
85	AA	1451	U	C4-O4	-5.16	1.19	1.23
85	AA	1475	A	O3'-P	-5.16	1.54	1.61
85	AA	2182	A	C5-C4	-5.16	1.35	1.38
1	A0	136	GLY	CA-C	-5.16	1.43	1.51
34	BA	327	G	C1'-N9	-5.16	1.39	1.46
35	BB	63	A	C2'-C1'	-5.16	1.47	1.53
85	AA	773	G	O3'-P	-5.16	1.54	1.61
85	AA	797	C	O3'-P	-5.16	1.54	1.61
85	AA	1251	G	C3'-C2'	-5.16	1.47	1.52
85	AA	2186	U	C4'-C3'	-5.16	1.47	1.52
34	BA	355	U	C1'-N1	-5.16	1.39	1.46
34	BA	407	A	N9-C4	-5.16	1.34	1.37
34	BA	410	G	C1'-N9	-5.16	1.39	1.46
34	BA	668	G	P-O5'	-5.16	1.54	1.59
34	BA	732	A	C1'-N9	-5.16	1.39	1.46
34	BA	871	G	C6-N1	-5.16	1.35	1.39
34	BA	925	G	C2-N3	-5.16	1.28	1.32
34	BA	1045	C	C1'-N1	-5.16	1.39	1.46
34	BA	1337	A	N9-C4	-5.16	1.34	1.37
34	BA	1668	C	C2-N3	-5.16	1.31	1.35
34	BA	1711	G	O4'-C1'	-5.16	1.34	1.41
35	BB	32	C	C1'-N1	-5.16	1.39	1.46
35	BB	855	G	C2'-C1'	-5.16	1.47	1.53
35	BB	1063	C	C3'-C2'	-5.16	1.47	1.52
35	BB	1438	U	C3'-C2'	-5.16	1.47	1.52
36	BC	87	C	C4'-C3'	-5.16	1.47	1.52
38	BE	28	C	C4-C5	-5.16	1.38	1.43
39	BF	63	U	N1-C2	-5.16	1.33	1.38
85	AA	10	G	C2-N2	-5.16	1.29	1.34
85	AA	362	G	C5-C4	-5.16	1.34	1.38
85	AA	493	A	N9-C4	-5.16	1.34	1.37
85	AA	1442	U	C2'-C1'	-5.16	1.47	1.53
85	AA	1728	G	C2'-C1'	-5.16	1.47	1.53
34	BA	20	A	C3'-C2'	-5.16	1.47	1.52
34	BA	59	A	C4'-C3'	-5.16	1.47	1.52
34	BA	785	G	N9-C4	-5.16	1.33	1.38
34	BA	852	C	N1-C6	-5.16	1.34	1.37
34	BA	855	C	C1'-N1	-5.16	1.39	1.46
34	BA	1040	G	N1-C2	-5.16	1.33	1.37
34	BA	1301	G	O4'-C1'	-5.16	1.34	1.41
35	BB	517	G	C2-N2	-5.16	1.29	1.34

Continued on next page...

Continued from previous page...

Mol	Chain	Res	Type	Atoms	Z	Observed(Å)	Ideal(Å)
35	BB	894	A	C4'-C3'	5.16	1.58	1.53
35	BB	1291	G	C2-N2	-5.16	1.29	1.34
36	BC	37	U	N1-C6	-5.16	1.33	1.38
38	BE	50	G	C2'-C1'	-5.16	1.47	1.53
41	BH	77	G	C8-N7	5.16	1.34	1.30
41	BH	113	G	O4'-C1'	-5.16	1.34	1.41
82	Bw	66	TYR	CB-CG	-5.16	1.44	1.51
85	AA	457	G	N1-C2	-5.16	1.33	1.37
85	AA	532	G	O3'-P	-5.16	1.54	1.61
85	AA	591	A	N9-C8	-5.16	1.33	1.37
85	AA	1488	G	N9-C8	-5.16	1.34	1.37
85	AA	1589	G	O3'-P	-5.16	1.54	1.61
85	AA	1688	U	C3'-C2'	-5.16	1.47	1.52
85	AA	1856	G	O3'-P	-5.16	1.54	1.61
85	AA	2149	C	N1-C6	-5.16	1.34	1.37
85	AA	2194	U	N1-C6	-5.16	1.33	1.38
86	AB	21	A	C2'-C1'	-5.16	1.47	1.53
34	BA	61	G	C4'-C3'	-5.16	1.47	1.52
34	BA	291	C	C4-N4	-5.16	1.29	1.33
34	BA	1519	G	C3'-C2'	-5.16	1.47	1.52
35	BB	435	A	C5-C6	-5.16	1.36	1.41
35	BB	519	A	P-O5'	-5.16	1.54	1.59
35	BB	703	U	C3'-C2'	-5.16	1.47	1.52
35	BB	1115	G	C1'-N9	-5.16	1.39	1.46
35	BB	1396	G	C8-N7	-5.16	1.27	1.30
36	BC	53	A	N9-C8	-5.16	1.33	1.37
38	BE	6	A	O4'-C1'	-5.16	1.34	1.41
40	BG	71	C	C4-C5	-5.16	1.38	1.43
85	AA	472	A	C3'-C2'	-5.16	1.47	1.52
85	AA	1515	A	N7-C5	-5.16	1.36	1.39
85	AA	2015	U	O3'-P	-5.16	1.54	1.61
34	BA	405	C	C2'-C1'	-5.16	1.47	1.53
34	BA	461	A	C5-C6	-5.16	1.36	1.41
34	BA	849	G	C2'-C1'	-5.16	1.47	1.53
34	BA	932	G	N9-C8	-5.16	1.34	1.37
35	BB	582	G	C1'-N9	-5.16	1.39	1.46
35	BB	815	G	N9-C8	-5.16	1.34	1.37
35	BB	970	C	C3'-O3'	-5.16	1.34	1.42
35	BB	1098	G	C2-N2	-5.16	1.29	1.34
35	BB	1321	G	C4'-O4'	-5.16	1.38	1.45
35	BB	1505	U	C4'-C3'	-5.16	1.47	1.52
36	BC	11	G	N7-C5	-5.16	1.36	1.39

Continued on next page...

Continued from previous page...

Mol	Chain	Res	Type	Atoms	Z	Observed(Å)	Ideal(Å)
36	BC	157	U	C5'-C4'	5.16	1.57	1.51
38	BE	8	G	O4'-C1'	5.16	1.48	1.41
38	BE	111	C	C1'-N1	5.16	1.56	1.48
39	BF	72	A	N3-C4	-5.16	1.31	1.34
40	BG	54	G	C4'-C3'	-5.16	1.47	1.52
40	BG	139	U	P-O5'	-5.16	1.54	1.59
41	BH	67	G	N9-C4	5.16	1.42	1.38
85	AA	37	U	C2-N3	-5.16	1.34	1.37
85	AA	404	A	C5-C4	-5.16	1.35	1.38
85	AA	442	G	N1-C2	-5.16	1.33	1.37
85	AA	1044	G	P-O5'	-5.16	1.54	1.59
85	AA	1206	A	C1'-N9	-5.16	1.39	1.46
85	AA	1481	U	C2'-C1'	-5.16	1.47	1.53
85	AA	1547	G	C5-C4	-5.16	1.34	1.38
85	AA	1640	G	P-O5'	-5.16	1.54	1.59
85	AA	1976	G	N1-C2	-5.16	1.33	1.37
34	BA	55	G	O3'-P	-5.15	1.54	1.61
34	BA	80	U	C3'-C2'	-5.15	1.47	1.52
34	BA	353	U	C1'-N1	-5.15	1.39	1.46
34	BA	697	A	C8-N7	-5.15	1.27	1.31
34	BA	1653	G	O4'-C1'	-5.15	1.34	1.41
38	BE	45	G	N1-C2	-5.15	1.33	1.37
64	Be	154	GLN	N-CA	-5.15	1.36	1.46
76	Bq	25	TYR	CB-CG	-5.15	1.44	1.51
85	AA	180	A	N7-C5	-5.15	1.36	1.39
85	AA	801	U	O3'-P	-5.15	1.54	1.61
34	BA	63	A	C5'-C4'	-5.15	1.45	1.51
34	BA	189	G	N9-C4	-5.15	1.33	1.38
34	BA	279	U	O3'-P	-5.15	1.54	1.61
34	BA	333	A	C4'-C3'	-5.15	1.47	1.52
34	BA	600	G	N9-C8	-5.15	1.34	1.37
34	BA	861	C	P-O5'	-5.15	1.54	1.59
34	BA	1250	C	C4-N4	-5.15	1.29	1.33
34	BA	1618	A	O3'-P	-5.15	1.54	1.61
34	BA	1671	A	N9-C8	-5.15	1.33	1.37
35	BB	41	A	N3-C4	-5.15	1.31	1.34
35	BB	562	A	N3-C4	-5.15	1.31	1.34
35	BB	769	C	C2'-C1'	-5.15	1.47	1.53
35	BB	810	G	C2-N2	-5.15	1.29	1.34
35	BB	1216	G	N9-C4	-5.15	1.33	1.38
36	BC	16	A	N3-C4	-5.15	1.31	1.34
36	BC	87	C	C1'-N1	-5.15	1.39	1.46

Continued on next page...

Continued from previous page...

Mol	Chain	Res	Type	Atoms	Z	Observed(Å)	Ideal(Å)
37	BD	60	C	C5'-C4'	-5.15	1.45	1.51
40	BG	166	C	N1-C6	-5.15	1.34	1.37
66	Bg	54	VAL	CA-CB	-5.15	1.44	1.54
85	AA	302	C	C3'-O3'	5.15	1.49	1.42
85	AA	820	G	N7-C5	-5.15	1.36	1.39
85	AA	836	A	C2'-C1'	-5.15	1.47	1.53
85	AA	941	C	C4'-O4'	-5.15	1.38	1.45
85	AA	1293	U	N3-C4	-5.15	1.33	1.38
85	AA	1452	C	C2'-C1'	-5.15	1.47	1.53
85	AA	1913	G	C2'-C1'	-5.15	1.47	1.53
85	AA	2186	U	O4'-C1'	-5.15	1.34	1.41
34	BA	39	C	C4-C5	-5.15	1.38	1.43
34	BA	609	G	C1'-N9	-5.15	1.39	1.46
34	BA	1056	C	P-O5'	-5.15	1.54	1.59
34	BA	1385	U	O3'-P	-5.15	1.54	1.61
34	BA	1632	G	C5-C6	-5.15	1.37	1.42
35	BB	108	G	N7-C5	-5.15	1.36	1.39
35	BB	423	G	C3'-C2'	-5.15	1.47	1.52
35	BB	453	C	N1-C6	-5.15	1.34	1.37
35	BB	702	G	N9-C8	-5.15	1.34	1.37
35	BB	998	G	C6-N1	-5.15	1.35	1.39
35	BB	1287	U	C2'-C1'	-5.15	1.47	1.53
37	BD	8	A	C1'-N9	-5.15	1.39	1.46
40	BG	31	G	C4'-C3'	-5.15	1.47	1.52
40	BG	44	G	C3'-C2'	-5.15	1.47	1.52
40	BG	126	G	N1-C2	-5.15	1.33	1.37
85	AA	211	C	C2-N3	-5.15	1.31	1.35
85	AA	702	G	C2-N2	-5.15	1.29	1.34
85	AA	771	A	C2'-C1'	-5.15	1.47	1.53
85	AA	993	G	N3-C4	-5.15	1.31	1.35
85	AA	1018	G	C2-N2	-5.15	1.29	1.34
85	AA	1203	G	N3-C4	-5.15	1.31	1.35
1	A0	104	GLY	CA-C	-5.15	1.43	1.51
34	BA	162	G	C5'-C4'	5.15	1.57	1.51
34	BA	443	U	P-O5'	-5.15	1.54	1.59
34	BA	497	U	P-O5'	-5.15	1.54	1.59
40	BG	18	U	C2-N3	-5.15	1.34	1.37
34	BA	67	A	O4'-C1'	-5.15	1.34	1.41
34	BA	212	A	C2'-C1'	-5.15	1.47	1.53
34	BA	368	U	N1-C6	-5.15	1.33	1.38
34	BA	491	U	O4'-C1'	-5.15	1.34	1.41
34	BA	956	G	N9-C8	-5.15	1.34	1.37

Continued on next page...

Continued from previous page...

Mol	Chain	Res	Type	Atoms	Z	Observed(Å)	Ideal(Å)
34	BA	1015	G	C2-N2	-5.15	1.29	1.34
34	BA	1306	U	O3'-P	-5.15	1.54	1.61
34	BA	1558	C	C3'-C2'	-5.15	1.47	1.52
34	BA	1578	A	P-O5'	-5.15	1.54	1.59
35	BB	120	C	C2'-C1'	-5.15	1.47	1.53
35	BB	521	U	N3-C4	-5.15	1.33	1.38
35	BB	1114	A	O3'-P	-5.15	1.54	1.61
35	BB	1272	G	C5-C6	-5.15	1.37	1.42
35	BB	1427	A	N7-C5	-5.15	1.36	1.39
40	BG	17	A	N7-C5	-5.15	1.36	1.39
85	AA	13	U	C2'-C1'	-5.15	1.47	1.53
85	AA	15	U	O4'-C1'	-5.15	1.34	1.41
85	AA	525	C	C4'-C3'	-5.15	1.47	1.52
85	AA	1589	G	N1-C2	-5.15	1.33	1.37
85	AA	1644	G	C6-N1	-5.15	1.35	1.39
85	AA	1831	U	C2-N3	-5.15	1.34	1.37
85	AA	2109	G	N3-C4	-5.15	1.31	1.35
34	BA	227	C	C5'-C4'	-5.15	1.45	1.51
34	BA	859	G	N9-C8	-5.15	1.34	1.37
34	BA	1498	A	N9-C4	-5.15	1.34	1.37
34	BA	1731	A	N3-C4	-5.15	1.31	1.34
35	BB	42	A	C4'-O4'	-5.15	1.38	1.45
35	BB	534	C	O3'-P	-5.15	1.54	1.61
35	BB	1036	G	C5-C4	-5.15	1.34	1.38
35	BB	1168	G	C5-C4	-5.15	1.34	1.38
42	BI	140	GLY	CA-C	-5.15	1.43	1.51
85	AA	37	U	C3'-C2'	-5.15	1.47	1.52
85	AA	97	A	O3'-P	-5.15	1.54	1.61
85	AA	152	A	C5-C6	-5.15	1.36	1.41
85	AA	159	G	C2-N2	-5.15	1.29	1.34
85	AA	1219	A	N3-C4	-5.15	1.31	1.34
85	AA	1558	U	C1'-N1	-5.15	1.39	1.46
34	BA	99	G	C1'-N9	-5.14	1.39	1.46
34	BA	149	G	C2-N2	-5.14	1.29	1.34
34	BA	532	C	C1'-N1	-5.14	1.39	1.46
34	BA	1499	A	C3'-C2'	-5.14	1.47	1.52
35	BB	59	U	C4-O4	-5.14	1.19	1.23
35	BB	98	A	C3'-C2'	-5.14	1.47	1.52
35	BB	351	G	P-O5'	-5.14	1.54	1.59
35	BB	550	G	P-O5'	-5.14	1.54	1.59
35	BB	789	G	C4'-O4'	-5.14	1.38	1.45
35	BB	1016	C	C2-N3	-5.14	1.31	1.35

Continued on next page...

Continued from previous page...

Mol	Chain	Res	Type	Atoms	Z	Observed(Å)	Ideal(Å)
35	BB	1297	G	C3'-C2'	-5.14	1.47	1.52
39	BF	6	C	C4'-O4'	-5.14	1.38	1.45
39	BF	60	C	O3'-P	-5.14	1.54	1.61
40	BG	39	A	C8-N7	-5.14	1.27	1.31
41	BH	107	A	C8-N7	-5.14	1.27	1.31
85	AA	71	G	C2-N2	-5.14	1.29	1.34
85	AA	351	C	C1'-N1	-5.14	1.39	1.46
85	AA	403	G	C2-N2	-5.14	1.29	1.34
85	AA	491	G	N1-C2	-5.14	1.33	1.37
85	AA	989	U	N1-C2	-5.14	1.33	1.38
85	AA	1466	U	C4-C5	-5.14	1.39	1.43
85	AA	1520	A	O4'-C1'	-5.14	1.34	1.41
85	AA	1658	G	N9-C8	-5.14	1.34	1.37
85	AA	2127	G	N3-C4	-5.14	1.31	1.35
34	BA	354	G	N1-C2	-5.14	1.33	1.37
34	BA	376	U	C2'-C1'	-5.14	1.47	1.53
34	BA	421	G	C2-N2	-5.14	1.29	1.34
34	BA	1238	C	P-O5'	-5.14	1.54	1.59
34	BA	1452	U	C2'-C1'	-5.14	1.47	1.53
35	BB	52	G	N1-C2	-5.14	1.33	1.37
35	BB	1067	G	C3'-C2'	-5.14	1.47	1.52
35	BB	1296	A	C5-C6	-5.14	1.36	1.41
35	BB	1327	U	N1-C2	-5.14	1.33	1.38
35	BB	1409	G	C3'-C2'	-5.14	1.47	1.52
36	BC	92	C	C1'-N1	-5.14	1.39	1.46
38	BE	189	A	O3'-P	-5.14	1.54	1.61
38	BE	198	A	C4'-C3'	-5.14	1.47	1.52
40	BG	36	G	C2-N2	-5.14	1.29	1.34
85	AA	275	A	C1'-N9	-5.14	1.39	1.46
85	AA	395	G	C3'-C2'	-5.14	1.47	1.52
85	AA	1466	U	C5'-C4'	5.14	1.57	1.51
85	AA	1495	G	O5'-C5'	-5.14	1.34	1.42
85	AA	1706	A	O3'-P	-5.14	1.54	1.61
85	AA	1949	U	P-O5'	-5.14	1.54	1.59
85	AA	2095	U	N3-C4	-5.14	1.33	1.38
34	BA	260	A	N3-C4	-5.14	1.31	1.34
34	BA	414	A	O4'-C1'	-5.14	1.34	1.41
34	BA	886	G	C5-C4	-5.14	1.34	1.38
35	BB	42	A	C2'-C1'	-5.14	1.47	1.53
35	BB	549	U	P-O5'	-5.14	1.54	1.59
35	BB	957	A	C2'-C1'	-5.14	1.47	1.53
36	BC	38	U	N3-C4	-5.14	1.33	1.38

Continued on next page...

Continued from previous page...

Mol	Chain	Res	Type	Atoms	Z	Observed(Å)	Ideal(Å)
37	BD	112	U	O4'-C1'	-5.14	1.34	1.41
39	BF	35	C	C4'-C3'	-5.14	1.47	1.52
85	AA	1159	C	N1-C6	5.14	1.40	1.37
85	AA	2151	U	N3-C4	-5.14	1.33	1.38
34	BA	1507	C	C3'-C2'	-5.14	1.47	1.52
34	BA	1572	G	N1-C2	-5.14	1.33	1.37
34	BA	1688	G	C2'-C1'	-5.14	1.47	1.53
34	BA	1810	A	N9-C4	5.14	1.41	1.37
35	BB	95	A	C3'-C2'	-5.14	1.47	1.52
35	BB	570	A	C6-N1	-5.14	1.31	1.35
35	BB	860	U	P-O5'	-5.14	1.54	1.59
35	BB	861	C	P-O5'	-5.14	1.54	1.59
35	BB	1062	G	O4'-C1'	-5.14	1.34	1.41
35	BB	1206	G	C2'-C1'	-5.14	1.47	1.53
36	BC	68	A	P-O5'	-5.14	1.54	1.59
36	BC	160	C	C4'-C3'	-5.14	1.47	1.52
37	BD	104	C	C1'-N1	-5.14	1.39	1.46
40	BG	157	A	N3-C4	-5.14	1.31	1.34
85	AA	450	A	C5-C4	-5.14	1.35	1.38
85	AA	1522	U	C1'-N1	-5.14	1.39	1.46
85	AA	1808	G	P-O5'	-5.14	1.54	1.59
34	BA	110	C	N1-C6	-5.14	1.34	1.37
34	BA	541	C	C2-N3	-5.14	1.31	1.35
34	BA	774	A	C5'-C4'	-5.14	1.45	1.51
34	BA	982	A	O4'-C1'	-5.14	1.34	1.41
34	BA	1091	U	C1'-N1	-5.14	1.39	1.46
34	BA	1119	A	C6-N6	-5.14	1.29	1.33
34	BA	1531	G	C4'-C3'	-5.14	1.47	1.52
34	BA	1629	A	C3'-C2'	-5.14	1.47	1.52
34	BA	1723	U	O3'-P	-5.14	1.54	1.61
35	BB	24	C	O3'-P	-5.14	1.54	1.61
35	BB	602	G	C6-N1	-5.14	1.35	1.39
40	BG	1	G	C2-N2	-5.14	1.29	1.34
41	BH	33	G	C8-N7	-5.14	1.27	1.30
85	AA	1615	A	P-O5'	-5.14	1.54	1.59
34	BA	74	A	P-O5'	-5.14	1.54	1.59
34	BA	579	U	P-O5'	-5.14	1.54	1.59
34	BA	1077	G	C6-N1	-5.14	1.35	1.39
34	BA	1116	G	O3'-P	-5.14	1.54	1.61
34	BA	1482	A	C3'-C2'	-5.14	1.47	1.52
34	BA	1727	A	C2'-C1'	-5.14	1.47	1.53
34	BA	1790	U	C3'-C2'	-5.14	1.47	1.52

Continued on next page...

Continued from previous page...

Mol	Chain	Res	Type	Atoms	Z	Observed(Å)	Ideal(Å)
35	BB	500	C	C4-C5	-5.14	1.38	1.43
35	BB	526	A	C2'-C1'	-5.14	1.47	1.53
35	BB	1132	A	C1'-N9	-5.14	1.39	1.46
36	BC	156	A	O3'-P	-5.14	1.54	1.61
40	BG	11	G	C5'-C4'	5.14	1.57	1.51
41	BH	111	U	N1-C2	-5.14	1.33	1.38
77	Br	284	SER	CA-C	-5.14	1.39	1.52
85	AA	436	G	C2-N3	-5.14	1.28	1.32
85	AA	1345	C	O3'-P	-5.14	1.54	1.61
34	BA	492	G	N1-C2	-5.13	1.33	1.37
34	BA	660	C	C2-N3	-5.13	1.31	1.35
34	BA	766	A	O3'-P	-5.13	1.54	1.61
34	BA	1158	A	N9-C8	-5.13	1.33	1.37
34	BA	1476	G	C2-N2	-5.13	1.29	1.34
34	BA	1691	G	C2-N2	-5.13	1.29	1.34
35	BB	1410	G	N9-C4	-5.13	1.33	1.38
38	BE	198	A	C8-N7	-5.13	1.27	1.31
40	BG	60	A	C2'-C1'	-5.13	1.47	1.53
85	AA	303	A	C4'-C3'	5.13	1.58	1.53
85	AA	312	G	C5-C4	-5.13	1.34	1.38
85	AA	2041	G	C1'-N9	-5.13	1.39	1.46
34	BA	135	G	C1'-N9	-5.13	1.39	1.46
34	BA	201	A	N7-C5	-5.13	1.36	1.39
34	BA	880	G	N7-C5	-5.13	1.36	1.39
34	BA	1235	C	C3'-C2'	-5.13	1.47	1.52
85	AA	601	A	C4'-C3'	-5.13	1.47	1.52
85	AA	1039	U	O3'-P	-5.13	1.54	1.61
34	BA	472	G	C2'-C1'	-5.13	1.47	1.53
34	BA	1226	G	C5'-C4'	-5.13	1.45	1.51
35	BB	47	C	P-O5'	-5.13	1.54	1.59
35	BB	134	G	O3'-P	-5.13	1.54	1.61
35	BB	639	A	C8-N7	-5.13	1.27	1.31
35	BB	664	A	C5-C4	-5.13	1.35	1.38
35	BB	741	A	O3'-P	-5.13	1.54	1.61
36	BC	68	A	C2'-C1'	-5.13	1.47	1.53
36	BC	160	C	O4'-C1'	-5.13	1.34	1.41
37	BD	118	C	C4'-C3'	-5.13	1.47	1.52
40	BG	55	A	C3'-C2'	-5.13	1.47	1.52
41	BH	34	G	O3'-P	-5.13	1.54	1.61
85	AA	16	G	N1-C2	-5.13	1.33	1.37
85	AA	419	A	C5-C6	-5.13	1.36	1.41
85	AA	480	U	C4'-O4'	-5.13	1.38	1.45

Continued on next page...

Continued from previous page...

Mol	Chain	Res	Type	Atoms	Z	Observed(Å)	Ideal(Å)
85	AA	561	C	N3-C4	-5.13	1.30	1.33
85	AA	1140	G	N9-C8	-5.13	1.34	1.37
85	AA	1214	C	C4-C5	-5.13	1.38	1.43
85	AA	1532	G	C5-C4	-5.13	1.34	1.38
85	AA	1703	A	C5-C4	-5.13	1.35	1.38
85	AA	2237	G	C2'-C1'	-5.13	1.47	1.53
34	BA	447	U	N3-C4	-5.13	1.33	1.38
34	BA	1028	A	N7-C5	-5.13	1.36	1.39
34	BA	1710	C	O3'-P	-5.13	1.54	1.61
35	BB	499	A	C2'-C1'	-5.13	1.47	1.53
35	BB	571	C	P-O5'	-5.13	1.54	1.59
85	AA	435	A	N9-C8	-5.13	1.33	1.37
85	AA	1127	G	C4'-O4'	-5.13	1.38	1.45
85	AA	1177	G	N1-C2	-5.13	1.33	1.37
85	AA	1726	G	C3'-C2'	-5.13	1.47	1.52
86	AB	44	G	P-O5'	-5.13	1.54	1.59
34	BA	186	G	C2-N2	-5.13	1.29	1.34
34	BA	387	A	N9-C4	-5.13	1.34	1.37
34	BA	526	C	O3'-P	-5.13	1.54	1.61
34	BA	600	G	C2-N3	-5.13	1.28	1.32
34	BA	1088	G	C2-N2	-5.13	1.29	1.34
34	BA	1490	U	C5'-C4'	5.13	1.57	1.51
34	BA	1547	G	C4'-C3'	-5.13	1.47	1.52
34	BA	1614	G	N9-C8	-5.13	1.34	1.37
35	BB	40	C	C2'-C1'	-5.13	1.47	1.53
35	BB	438	G	N9-C4	-5.13	1.33	1.38
35	BB	689	C	C5'-C4'	-5.13	1.45	1.51
35	BB	1401	G	C5-C6	-5.13	1.37	1.42
39	BF	13	U	N3-C4	-5.13	1.33	1.38
39	BF	32	G	C8-N7	-5.13	1.27	1.30
40	BG	45	G	C2-N2	-5.13	1.29	1.34
85	AA	29	U	C1'-N1	-5.13	1.39	1.46
85	AA	111	A	C2'-C1'	-5.13	1.47	1.53
85	AA	487	G	O4'-C1'	-5.13	1.34	1.41
85	AA	1093	C	C2'-C1'	-5.13	1.47	1.53
85	AA	1189	A	O3'-P	-5.13	1.54	1.61
85	AA	1268	C	C1'-N1	-5.13	1.39	1.46
85	AA	1274	A	N9-C4	-5.13	1.34	1.37
85	AA	1593	C	N3-C4	-5.13	1.30	1.33
85	AA	2198	G	N9-C4	-5.13	1.33	1.38
31	AX	155	TYR	CB-CG	-5.13	1.44	1.51
34	BA	588	C	C4-N4	-5.13	1.29	1.33

Continued on next page...

Continued from previous page...

Mol	Chain	Res	Type	Atoms	Z	Observed(Å)	Ideal(Å)
34	BA	656	U	P-O5'	-5.13	1.54	1.59
34	BA	1016	A	C6-N1	-5.13	1.31	1.35
34	BA	1581	G	N7-C5	-5.13	1.36	1.39
34	BA	1825	U	C2'-C1'	-5.13	1.47	1.53
35	BB	441	G	C2-N2	-5.13	1.29	1.34
35	BB	1397	G	C2-N2	-5.13	1.29	1.34
36	BC	97	U	C2'-C1'	-5.13	1.47	1.53
36	BC	162	C	C3'-C2'	-5.13	1.47	1.52
39	BF	61	A	C5'-C4'	5.13	1.57	1.51
40	BG	154	C	C1'-N1	-5.13	1.39	1.46
85	AA	324	U	P-O5'	-5.13	1.54	1.59
85	AA	792	A	C1'-N9	-5.13	1.39	1.46
85	AA	877	G	C2-N2	-5.13	1.29	1.34
85	AA	1260	G	N7-C5	-5.13	1.36	1.39
85	AA	1544	G	C2'-C1'	-5.13	1.47	1.53
34	BA	265	A	N9-C4	-5.12	1.34	1.37
34	BA	529	A	C6-N6	-5.12	1.29	1.33
35	BB	552	C	N1-C6	-5.12	1.34	1.37
35	BB	1024	G	C3'-O3'	5.12	1.49	1.42
35	BB	1337	C	C1'-N1	-5.12	1.39	1.46
35	BB	1343	C	C4-N4	-5.12	1.29	1.33
85	AA	615	A	C5'-C4'	5.12	1.57	1.51
85	AA	709	A	P-O5'	-5.12	1.54	1.59
85	AA	1243	G	C6-N1	-5.12	1.35	1.39
86	AB	5	G	C2-N2	-5.12	1.29	1.34
34	BA	854	A	C4'-O4'	-5.12	1.38	1.45
34	BA	876	C	C4'-O4'	-5.12	1.38	1.45
34	BA	1571	C	O3'-P	-5.12	1.55	1.61
34	BA	1812	C	P-O5'	-5.12	1.54	1.59
35	BB	528	G	C2'-C1'	-5.12	1.47	1.53
35	BB	1085	C	O3'-P	-5.12	1.55	1.61
35	BB	1105	G	C2-N2	-5.12	1.29	1.34
35	BB	1178	A	N9-C8	-5.12	1.33	1.37
37	BD	11	A	C5-C4	-5.12	1.35	1.38
84	By	184	ASN	CA-C	-5.12	1.39	1.52
85	AA	438	G	C2'-C1'	-5.12	1.47	1.53
85	AA	514	U	C2'-C1'	-5.12	1.47	1.53
85	AA	668	A	N7-C5	-5.12	1.36	1.39
85	AA	973	U	C4'-C3'	5.12	1.58	1.53
85	AA	1125	G	N7-C5	-5.12	1.36	1.39
85	AA	1220	A	N3-C4	-5.12	1.31	1.34
85	AA	1261	U	O3'-P	-5.12	1.55	1.61

Continued on next page...

Continued from previous page...

Mol	Chain	Res	Type	Atoms	Z	Observed(Å)	Ideal(Å)
85	AA	1540	A	C2'-C1'	-5.12	1.47	1.53
85	AA	2064	A	O3'-P	-5.12	1.55	1.61
85	AA	2239	A	N3-C4	-5.12	1.31	1.34
34	BA	363	G	C3'-C2'	-5.12	1.47	1.52
34	BA	388	A	C1'-N9	-5.12	1.39	1.46
34	BA	442	G	N9-C8	-5.12	1.34	1.37
34	BA	444	A	P-O5'	-5.12	1.54	1.59
34	BA	454	G	C2-N2	-5.12	1.29	1.34
34	BA	562	C	O3'-P	-5.12	1.55	1.61
35	BB	567	G	N7-C5	-5.12	1.36	1.39
35	BB	1403	G	C1'-N9	-5.12	1.39	1.46
35	BB	1413	U	C2-N3	-5.12	1.34	1.37
37	BD	89	G	N3-C4	-5.12	1.31	1.35
38	BE	33	C	N1-C6	-5.12	1.34	1.37
40	BG	106	G	C2-N2	-5.12	1.29	1.34
41	BH	121	A	C1'-N9	-5.12	1.39	1.46
85	AA	534	A	C2'-C1'	-5.12	1.47	1.53
85	AA	1419	U	P-O5'	-5.12	1.54	1.59
85	AA	1783	G	P-O5'	-5.12	1.54	1.59
85	AA	1785	U	C5'-C4'	5.12	1.57	1.51
85	AA	2125	A	C3'-C2'	-5.12	1.47	1.52
85	AA	2189	U	C4'-C3'	-5.12	1.47	1.52
34	BA	24	C	P-O5'	-5.12	1.54	1.59
34	BA	1603	A	C5-C6	-5.12	1.36	1.41
35	BB	1272	G	C2-N2	-5.12	1.29	1.34
39	BF	48	G	N1-C2	-5.12	1.33	1.37
85	AA	80	G	P-O5'	-5.12	1.54	1.59
85	AA	272	C	C4'-O4'	5.12	1.52	1.45
85	AA	810	C	C4-N4	-5.12	1.29	1.33
85	AA	1547	G	C6-N1	-5.12	1.35	1.39
34	BA	294	C	C4'-C3'	-5.12	1.47	1.52
34	BA	354	G	C5-C4	-5.12	1.34	1.38
34	BA	696	A	P-O5'	-5.12	1.54	1.59
34	BA	803	U	C2'-C1'	-5.12	1.47	1.53
34	BA	920	U	N1-C6	-5.12	1.33	1.38
34	BA	1030	C	C1'-N1	-5.12	1.39	1.46
34	BA	1077	G	C5-C6	-5.12	1.37	1.42
34	BA	1282	G	C2-N2	-5.12	1.29	1.34
34	BA	1550	G	N9-C8	-5.12	1.34	1.37
35	BB	95	A	C5-C6	-5.12	1.36	1.41
35	BB	593	A	C2'-C1'	-5.12	1.47	1.53
35	BB	661	G	C5-C4	-5.12	1.34	1.38

Continued on next page...

Continued from previous page...

Mol	Chain	Res	Type	Atoms	Z	Observed(Å)	Ideal(Å)
35	BB	1267	C	N1-C2	-5.12	1.35	1.40
35	BB	1455	A	C5-C6	-5.12	1.36	1.41
36	BC	143	C	C2'-C1'	-5.12	1.47	1.53
37	BD	108	G	N3-C4	-5.12	1.31	1.35
40	BG	18	U	C4'-C3'	-5.12	1.47	1.52
85	AA	23	G	P-O5'	-5.12	1.54	1.59
85	AA	1131	A	N7-C5	-5.12	1.36	1.39
85	AA	1563	U	C3'-C2'	-5.12	1.47	1.52
85	AA	1859	C	C4'-O4'	-5.12	1.38	1.45
34	BA	726	G	C1'-N9	-5.12	1.39	1.46
34	BA	1063	G	C5-C4	-5.12	1.34	1.38
34	BA	1139	G	C3'-C2'	-5.12	1.47	1.52
34	BA	1633	C	P-O5'	-5.12	1.54	1.59
35	BB	1423	U	N1-C2	-5.12	1.33	1.38
36	BC	96	A	O4'-C1'	-5.12	1.34	1.41
36	BC	121	G	C5-C4	-5.12	1.34	1.38
38	BE	179	A	P-O5'	-5.12	1.54	1.59
85	AA	229	U	P-O5'	-5.12	1.54	1.59
85	AA	735	G	O3'-P	-5.12	1.55	1.61
85	AA	1293	U	C2'-C1'	-5.12	1.47	1.53
34	BA	237	A	O3'-P	-5.12	1.55	1.61
34	BA	1326	U	C5'-C4'	5.12	1.57	1.51
34	BA	1500	G	N1-C2	-5.12	1.33	1.37
34	BA	1644	A	C4'-C3'	-5.12	1.47	1.52
34	BA	1676	A	N9-C8	-5.12	1.33	1.37
35	BB	697	G	C3'-C2'	-5.12	1.47	1.52
35	BB	1172	U	C2-N3	-5.12	1.34	1.37
35	BB	1175	A	C2'-C1'	-5.12	1.47	1.53
35	BB	1234	G	N1-C2	-5.12	1.33	1.37
38	BE	49	A	C4'-C3'	-5.12	1.47	1.52
41	BH	44	A	C3'-C2'	-5.12	1.47	1.52
41	BH	134	U	P-O5'	-5.12	1.54	1.59
65	Bf	416	PHE	CB-CG	-5.12	1.42	1.51
85	AA	114	C	C2-N3	-5.12	1.31	1.35
85	AA	1047	G	P-O5'	-5.12	1.54	1.59
34	BA	205	G	N9-C8	-5.11	1.34	1.37
34	BA	462	C	C5'-C4'	-5.11	1.45	1.51
34	BA	714	G	N1-C2	-5.11	1.33	1.37
34	BA	928	C	O4'-C1'	-5.11	1.35	1.41
34	BA	1537	G	N3-C4	-5.11	1.31	1.35
35	BB	116	G	C5-C6	-5.11	1.37	1.42
35	BB	390	G	C2-N2	-5.11	1.29	1.34

Continued on next page...

Continued from previous page...

Mol	Chain	Res	Type	Atoms	Z	Observed(Å)	Ideal(Å)
35	BB	402	G	N3-C4	-5.11	1.31	1.35
35	BB	1061	G	N7-C5	-5.11	1.36	1.39
38	BE	180	G	O4'-C1'	-5.11	1.35	1.41
40	BG	69	G	C3'-C2'	-5.11	1.47	1.52
40	BG	105	A	N3-C4	-5.11	1.31	1.34
85	AA	158	C	C2-N3	-5.11	1.31	1.35
85	AA	351	C	C2-N3	-5.11	1.31	1.35
85	AA	358	U	C4-C5	-5.11	1.39	1.43
85	AA	463	G	O4'-C1'	-5.11	1.35	1.41
85	AA	934	A	N9-C4	-5.11	1.34	1.37
85	AA	1285	C	O3'-P	-5.11	1.55	1.61
85	AA	1473	U	N1-C2	-5.11	1.33	1.38
34	BA	465	A	N9-C8	-5.11	1.33	1.37
34	BA	998	U	C4'-O4'	-5.11	1.39	1.45
34	BA	1001	G	C5-C6	-5.11	1.37	1.42
34	BA	1411	C	N1-C6	-5.11	1.34	1.37
34	BA	1836	A	P-O5'	-5.11	1.54	1.59
35	BB	778	A	C8-N7	-5.11	1.27	1.31
35	BB	1423	U	C4'-C3'	-5.11	1.47	1.52
36	BC	16	A	P-O5'	-5.11	1.54	1.59
37	BD	114	U	O3'-P	-5.11	1.55	1.61
40	BG	35	G	O4'-C1'	-5.11	1.35	1.41
85	AA	1597	C	C4'-C3'	5.11	1.58	1.53
85	AA	1991	C	C4'-C3'	-5.11	1.47	1.52
6	A5	39	GLY	C-N	-5.11	1.24	1.34
34	BA	197	A	C3'-O3'	5.11	1.49	1.42
34	BA	222	C	N1-C6	-5.11	1.34	1.37
34	BA	886	G	C1'-N9	-5.11	1.39	1.46
34	BA	1170	A	C3'-C2'	-5.11	1.47	1.52
34	BA	1470	G	C6-N1	-5.11	1.35	1.39
34	BA	1609	U	C4'-C3'	-5.11	1.47	1.52
34	BA	1658	G	C5-C4	-5.11	1.34	1.38
35	BB	58	G	C5-C6	-5.11	1.37	1.42
35	BB	108	G	C3'-C2'	-5.11	1.47	1.52
35	BB	592	G	C2-N2	-5.11	1.29	1.34
35	BB	1250	A	N1-C2	-5.11	1.29	1.34
35	BB	1274	G	C2-N2	-5.11	1.29	1.34
35	BB	1432	U	C1'-N1	-5.11	1.39	1.46
35	BB	1531	G	C5-C4	-5.11	1.34	1.38
37	BD	52	U	C4'-C3'	-5.11	1.47	1.52
41	BH	39	G	N1-C2	-5.11	1.33	1.37
78	Bs	35	ARG	CD-NE	5.11	1.55	1.46

Continued on next page...

Continued from previous page...

Mol	Chain	Res	Type	Atoms	Z	Observed(Å)	Ideal(Å)
85	AA	84	C	N1-C6	-5.11	1.34	1.37
85	AA	128	U	P-O5'	-5.11	1.54	1.59
85	AA	535	G	C1'-N9	-5.11	1.39	1.46
85	AA	1575	G	N7-C5	-5.11	1.36	1.39
85	AA	1638	C	C4'-C3'	-5.11	1.47	1.52
85	AA	1674	G	C3'-C2'	-5.11	1.47	1.52
85	AA	1694	C	C2-N3	-5.11	1.31	1.35
85	AA	1697	C	P-O5'	-5.11	1.54	1.59
34	BA	1541	G	O3'-P	-5.11	1.55	1.61
34	BA	1784	G	C1'-N9	-5.11	1.39	1.46
35	BB	338	C	P-O5'	-5.11	1.54	1.59
35	BB	451	A	N9-C8	-5.11	1.33	1.37
35	BB	876	G	P-O5'	-5.11	1.54	1.59
35	BB	1202	G	C2-N3	5.11	1.36	1.32
36	BC	77	A	N3-C4	-5.11	1.31	1.34
40	BG	138	C	N1-C6	-5.11	1.34	1.37
40	BG	176	G	C4'-C3'	-5.11	1.47	1.52
40	BG	178	G	C4'-O4'	-5.11	1.39	1.45
41	BH	132	C	N1-C6	-5.11	1.34	1.37
85	AA	992	G	C2'-C1'	-5.11	1.47	1.53
85	AA	1892	G	C3'-C2'	-5.11	1.47	1.52
85	AA	2150	G	C2-N3	-5.11	1.28	1.32
34	BA	34	U	P-O5'	-5.11	1.54	1.59
34	BA	125	G	C6-O6	-5.11	1.19	1.24
34	BA	292	C	C1'-N1	-5.11	1.39	1.46
34	BA	665	C	C3'-C2'	-5.11	1.47	1.52
34	BA	903	C	C1'-N1	-5.11	1.39	1.46
34	BA	1527	G	N9-C8	-5.11	1.34	1.37
34	BA	1594	G	C2-N2	-5.11	1.29	1.34
35	BB	592	G	C3'-C2'	-5.11	1.47	1.52
35	BB	1250	A	C6-N1	-5.11	1.31	1.35
35	BB	1282	G	C2-N2	-5.11	1.29	1.34
36	BC	36	G	C3'-C2'	-5.11	1.47	1.52
36	BC	62	A	C8-N7	-5.11	1.27	1.31
37	BD	46	G	N7-C5	-5.11	1.36	1.39
38	BE	97	G	C2-N3	-5.11	1.28	1.32
40	BG	72	G	N7-C5	-5.11	1.36	1.39
40	BG	158	A	C5-C4	-5.11	1.35	1.38
41	BH	102	C	C2'-C1'	-5.11	1.47	1.53
41	BH	108	U	C3'-O3'	-5.11	1.34	1.42
85	AA	165	C	C2'-C1'	-5.11	1.47	1.53
85	AA	424	A	C8-N7	-5.11	1.27	1.31

Continued on next page...

Continued from previous page...

Mol	Chain	Res	Type	Atoms	Z	Observed(Å)	Ideal(Å)
85	AA	668	A	P-O5'	-5.11	1.54	1.59
85	AA	975	G	C6-N1	-5.11	1.35	1.39
85	AA	1660	U	C1'-N1	-5.11	1.39	1.46
85	AA	1805	A	O3'-P	-5.11	1.55	1.61
85	AA	1830	U	C3'-C2'	-5.11	1.47	1.52
85	AA	1994	G	C2'-C1'	-5.11	1.47	1.53
85	AA	2080	U	N3-C4	-5.11	1.33	1.38
85	AA	2090	C	C2'-C1'	-5.11	1.47	1.53
85	AA	2216	A	O4'-C1'	-5.11	1.35	1.41
34	BA	52	G	C5-C6	-5.11	1.37	1.42
34	BA	280	A	C5-C4	-5.11	1.35	1.38
34	BA	389	U	C3'-C2'	-5.11	1.47	1.52
34	BA	401	A	N7-C5	-5.11	1.36	1.39
34	BA	667	U	N1-C2	-5.11	1.33	1.38
34	BA	936	A	C2'-C1'	-5.11	1.47	1.53
34	BA	1007	G	C3'-C2'	-5.11	1.47	1.52
34	BA	1052	G	N9-C8	-5.11	1.34	1.37
34	BA	1195	G	N1-C2	-5.11	1.33	1.37
34	BA	1577	U	C5'-C4'	-5.11	1.45	1.51
35	BB	359	A	N3-C4	-5.11	1.31	1.34
35	BB	382	U	N3-C4	-5.11	1.33	1.38
35	BB	453	C	C1'-N1	-5.11	1.39	1.46
35	BB	634	A	N7-C5	-5.11	1.36	1.39
35	BB	1071	G	C6-N1	-5.11	1.35	1.39
35	BB	1501	U	O3'-P	-5.11	1.55	1.61
36	BC	22	U	O3'-P	-5.11	1.55	1.61
37	BD	41	G	C5-C4	-5.11	1.34	1.38
38	BE	124	G	C5-C6	-5.11	1.37	1.42
40	BG	64	C	O3'-P	-5.11	1.55	1.61
40	BG	108	G	C5-C4	-5.11	1.34	1.38
41	BH	133	U	C2'-C1'	-5.11	1.47	1.53
85	AA	323	U	O3'-P	-5.11	1.55	1.61
85	AA	930	G	C4'-C3'	-5.11	1.47	1.52
85	AA	1155	A	O4'-C1'	-5.11	1.35	1.41
85	AA	1204	A	N3-C4	-5.11	1.31	1.34
85	AA	1239	C	C2'-C1'	-5.11	1.47	1.53
85	AA	1506	U	C4'-C3'	-5.11	1.47	1.52
85	AA	1638	C	P-O5'	-5.11	1.54	1.59
85	AA	1649	U	C2-N3	-5.11	1.34	1.37
85	AA	1654	G	C3'-C2'	-5.11	1.47	1.52
35	BB	502	C	N1-C6	-5.10	1.34	1.37
35	BB	1119	G	N1-C2	-5.10	1.33	1.37

Continued on next page...

Continued from previous page...

Mol	Chain	Res	Type	Atoms	Z	Observed(Å)	Ideal(Å)
35	BB	1427	A	N3-C4	-5.10	1.31	1.34
40	BG	163	G	C4'-O4'	-5.10	1.39	1.45
85	AA	66	U	C2'-C1'	-5.10	1.47	1.53
85	AA	1929	G	O4'-C1'	-5.10	1.35	1.41
34	BA	19	G	O4'-C1'	-5.10	1.35	1.41
34	BA	73	G	N1-C2	-5.10	1.33	1.37
34	BA	516	U	O3'-P	-5.10	1.55	1.61
34	BA	758	G	C8-N7	-5.10	1.27	1.30
34	BA	1223	C	C5'-C4'	-5.10	1.45	1.51
34	BA	1253	G	N1-C2	-5.10	1.33	1.37
35	BB	43	G	C3'-C2'	-5.10	1.47	1.52
35	BB	275	A	P-O5'	-5.10	1.54	1.59
35	BB	304	U	P-O5'	-5.10	1.54	1.59
35	BB	716	G	O3'-P	-5.10	1.55	1.61
35	BB	978	C	O3'-P	-5.10	1.55	1.61
36	BC	14	G	N3-C4	-5.10	1.31	1.35
39	BF	47	C	C4-N4	-5.10	1.29	1.33
85	AA	189	G	C2'-C1'	-5.10	1.47	1.53
85	AA	405	C	C2-N3	-5.10	1.31	1.35
85	AA	635	G	C5'-C4'	-5.10	1.45	1.51
85	AA	940	G	N7-C5	-5.10	1.36	1.39
85	AA	1666	U	C2'-C1'	-5.10	1.47	1.53
85	AA	2188	C	N1-C6	-5.10	1.34	1.37
86	AB	9	A	O4'-C1'	-5.10	1.35	1.41
34	BA	921	G	C3'-C2'	-5.10	1.47	1.52
35	BB	60	A	P-O5'	-5.10	1.54	1.59
85	AA	463	G	C5'-C4'	-5.10	1.45	1.51
85	AA	2150	G	C3'-C2'	-5.10	1.47	1.52
85	AA	2218	G	C5-C6	-5.10	1.37	1.42
34	BA	297	A	C8-N7	-5.10	1.27	1.31
34	BA	470	C	O3'-P	-5.10	1.55	1.61
34	BA	528	C	N1-C6	-5.10	1.34	1.37
34	BA	593	G	N3-C4	-5.10	1.31	1.35
34	BA	1117	G	C6-N1	-5.10	1.35	1.39
34	BA	1254	C	C3'-C2'	-5.10	1.47	1.52
34	BA	1337	A	C5-C4	-5.10	1.35	1.38
34	BA	1450	G	C1'-N9	-5.10	1.39	1.46
34	BA	1538	G	C2-N2	-5.10	1.29	1.34
35	BB	66	G	P-O5'	-5.10	1.54	1.59
35	BB	697	G	C2-N2	-5.10	1.29	1.34
36	BC	133	C	C3'-C2'	-5.10	1.47	1.52
36	BC	168	C	N1-C2	-5.10	1.35	1.40

Continued on next page...

Continued from previous page...

Mol	Chain	Res	Type	Atoms	Z	Observed(Å)	Ideal(Å)
40	BG	172	C	C4'-O4'	-5.10	1.39	1.45
85	AA	355	G	C2'-C1'	-5.10	1.47	1.53
85	AA	666	A	C5-C4	-5.10	1.35	1.38
85	AA	697	G	C1'-N9	-5.10	1.39	1.46
85	AA	1454	U	O3'-P	-5.10	1.55	1.61
85	AA	1677	A	N3-C4	-5.10	1.31	1.34
34	BA	340	U	C1'-N1	-5.10	1.39	1.46
34	BA	528	C	C4-C5	-5.10	1.38	1.43
34	BA	850	C	N1-C6	-5.10	1.34	1.37
34	BA	900	A	C3'-C2'	-5.10	1.47	1.52
34	BA	969	A	C3'-C2'	-5.10	1.47	1.52
34	BA	1059	U	C2-N3	-5.10	1.34	1.37
34	BA	1410	C	C3'-C2'	-5.10	1.47	1.52
34	BA	1472	G	N9-C8	-5.10	1.34	1.37
34	BA	1545	C	C1'-N1	-5.10	1.39	1.46
34	BA	1561	C	C2-N3	-5.10	1.31	1.35
35	BB	9	G	N1-C2	-5.10	1.33	1.37
35	BB	535	U	N1-C6	-5.10	1.33	1.38
35	BB	580	A	C1'-N9	-5.10	1.39	1.46
35	BB	793	A	C2'-C1'	-5.10	1.47	1.53
35	BB	1146	C	C4-N4	-5.10	1.29	1.33
35	BB	1308	G	N7-C5	-5.10	1.36	1.39
35	BB	1424	G	C4'-O4'	-5.10	1.39	1.45
35	BB	1476	C	C3'-C2'	-5.10	1.47	1.52
36	BC	20	C	C2'-C1'	-5.10	1.47	1.53
36	BC	44	A	C3'-C2'	-5.10	1.47	1.52
38	BE	125	C	O3'-P	-5.10	1.55	1.61
39	BF	17	U	C1'-N1	-5.10	1.39	1.46
40	BG	174	G	O4'-C1'	-5.10	1.35	1.41
85	AA	131	C	C4'-C3'	-5.10	1.47	1.52
85	AA	640	C	C5'-C4'	-5.10	1.45	1.51
85	AA	903	G	N9-C8	-5.10	1.34	1.37
85	AA	1244	A	C3'-C2'	-5.10	1.47	1.52
85	AA	1263	G	C2-N2	-5.10	1.29	1.34
85	AA	2059	A	C2'-C1'	-5.10	1.47	1.53
34	BA	64	A	O3'-P	-5.10	1.55	1.61
34	BA	92	G	C6-N1	-5.10	1.35	1.39
34	BA	96	G	C6-N1	-5.10	1.35	1.39
34	BA	697	A	N9-C8	-5.10	1.33	1.37
34	BA	1139	G	C4'-O4'	-5.10	1.39	1.45
35	BB	61	A	C3'-O3'	-5.10	1.35	1.42
35	BB	1362	G	C5-C6	-5.10	1.37	1.42

Continued on next page...

Continued from previous page...

Mol	Chain	Res	Type	Atoms	Z	Observed(Å)	Ideal(Å)
85	AA	482	C	C4-C5	-5.10	1.38	1.43
85	AA	575	G	N7-C5	-5.10	1.36	1.39
34	BA	542	A	C3'-C2'	-5.09	1.47	1.52
34	BA	743	A	C1'-N9	-5.09	1.39	1.46
34	BA	785	G	C3'-C2'	-5.09	1.47	1.52
34	BA	792	A	C2'-C1'	-5.09	1.47	1.53
34	BA	877	U	O3'-P	-5.09	1.55	1.61
34	BA	1841	A	C3'-C2'	-5.09	1.47	1.52
35	BB	680	A	N9-C8	-5.09	1.33	1.37
35	BB	1210	U	C1'-N1	-5.09	1.39	1.46
36	BC	4	G	O4'-C1'	-5.09	1.35	1.41
38	BE	85	G	O4'-C1'	-5.09	1.35	1.41
38	BE	184	G	C6-N1	-5.09	1.35	1.39
85	AA	451	G	C2'-C1'	-5.09	1.47	1.53
85	AA	560	C	O3'-P	-5.09	1.55	1.61
85	AA	600	C	C5'-C4'	5.09	1.57	1.51
85	AA	654	A	C1'-N9	-5.09	1.39	1.46
85	AA	993	G	N9-C4	-5.09	1.33	1.38
85	AA	1370	G	C6-N1	-5.09	1.35	1.39
85	AA	1732	G	O3'-P	-5.09	1.55	1.61
34	BA	278	U	C2-N3	-5.09	1.34	1.37
34	BA	473	A	N7-C5	-5.09	1.36	1.39
34	BA	1064	A	N9-C8	-5.09	1.33	1.37
34	BA	1482	A	N9-C8	-5.09	1.33	1.37
34	BA	1799	G	C5-C4	-5.09	1.34	1.38
35	BB	470	C	C2'-C1'	-5.09	1.47	1.53
35	BB	486	G	C2'-C1'	-5.09	1.47	1.53
35	BB	1082	A	N3-C4	-5.09	1.31	1.34
36	BC	166	G	N3-C4	-5.09	1.31	1.35
40	BG	136	G	C6-N1	-5.09	1.35	1.39
85	AA	2208	G	C2-N2	-5.09	1.29	1.34
34	BA	267	G	C2'-C1'	-5.09	1.47	1.53
34	BA	677	U	O3'-P	-5.09	1.55	1.61
34	BA	1220	C	O4'-C1'	-5.09	1.35	1.41
34	BA	1340	G	C2-N2	-5.09	1.29	1.34
34	BA	1609	U	C2'-C1'	-5.09	1.47	1.53
34	BA	1674	G	P-O5'	-5.09	1.54	1.59
34	BA	1738	G	P-O5'	-5.09	1.54	1.59
35	BB	121	A	C8-N7	-5.09	1.27	1.31
35	BB	398	A	C6-N1	-5.09	1.31	1.35
35	BB	776	U	C3'-C2'	-5.09	1.47	1.52
35	BB	790	A	C5-C6	-5.09	1.36	1.41

Continued on next page...

Continued from previous page...

Mol	Chain	Res	Type	Atoms	Z	Observed(Å)	Ideal(Å)
35	BB	873	C	C3'-C2'	-5.09	1.47	1.52
35	BB	1151	A	C1'-N9	-5.09	1.39	1.46
35	BB	1242	C	C1'-N1	-5.09	1.39	1.46
35	BB	1455	A	C8-N7	-5.09	1.27	1.31
35	BB	1539	C	C1'-N1	-5.09	1.39	1.46
36	BC	84	U	O3'-P	-5.09	1.55	1.61
37	BD	106	G	C3'-C2'	-5.09	1.47	1.52
41	BH	113	G	P-O5'	-5.09	1.54	1.59
85	AA	112	A	C4'-O4'	-5.09	1.39	1.45
85	AA	256	A	C5-C4	-5.09	1.35	1.38
85	AA	717	G	C2'-C1'	-5.09	1.47	1.53
85	AA	738	C	C3'-C2'	5.09	1.58	1.52
85	AA	1447	U	N3-C4	-5.09	1.33	1.38
85	AA	1716	U	C2-N3	-5.09	1.34	1.37
85	AA	2192	A	N9-C4	-5.09	1.34	1.37
34	BA	425	G	C5-C4	-5.09	1.34	1.38
34	BA	528	C	C3'-C2'	-5.09	1.47	1.52
34	BA	906	A	C2'-C1'	-5.09	1.47	1.53
34	BA	1122	G	C5-C6	-5.09	1.37	1.42
34	BA	1581	G	N1-C2	-5.09	1.33	1.37
34	BA	1596	C	N3-C4	-5.09	1.30	1.33
35	BB	643	G	C1'-N9	-5.09	1.39	1.46
35	BB	806	U	P-O5'	-5.09	1.54	1.59
35	BB	988	G	C2-N2	-5.09	1.29	1.34
35	BB	1206	G	O3'-P	-5.09	1.55	1.61
35	BB	1523	U	C3'-C2'	-5.09	1.47	1.52
36	BC	2	A	C8-N7	-5.09	1.27	1.31
36	BC	63	G	C2-N2	-5.09	1.29	1.34
38	BE	147	G	C4'-C3'	-5.09	1.47	1.52
40	BG	56	G	P-O5'	-5.09	1.54	1.59
40	BG	139	U	C4-O4	-5.09	1.19	1.23
85	AA	72	C	O3'-P	-5.09	1.55	1.61
85	AA	365	G	O3'-P	-5.09	1.55	1.61
85	AA	482	C	C2'-C1'	-5.09	1.47	1.53
85	AA	544	A	C5-C4	-5.09	1.35	1.38
85	AA	1252	A	P-O5'	-5.09	1.54	1.59
34	BA	979	G	C2-N3	-5.09	1.28	1.32
34	BA	1011	G	C2'-C1'	-5.09	1.47	1.53
34	BA	1677	C	C2'-C1'	-5.09	1.47	1.53
35	BB	489	A	O3'-P	-5.09	1.55	1.61
35	BB	793	A	C5-C4	-5.09	1.35	1.38
35	BB	1175	A	C1'-N9	-5.09	1.39	1.46

Continued on next page...

Continued from previous page...

Mol	Chain	Res	Type	Atoms	Z	Observed(Å)	Ideal(Å)
35	BB	1266	A	N9-C4	-5.09	1.34	1.37
35	BB	1396	G	C5-C6	-5.09	1.37	1.42
85	AA	89	C	N1-C6	-5.09	1.34	1.37
85	AA	1106	A	C4'-O4'	-5.09	1.39	1.45
86	AB	45	U	C2'-C1'	-5.09	1.47	1.53
34	BA	45	A	C3'-C2'	-5.09	1.47	1.52
34	BA	139	U	C5'-C4'	5.09	1.57	1.51
34	BA	306	G	N1-C2	-5.09	1.33	1.37
34	BA	381	A	C8-N7	-5.09	1.27	1.31
34	BA	429	G	C2-N2	-5.09	1.29	1.34
34	BA	1109	G	C2-N2	-5.09	1.29	1.34
34	BA	1488	C	C2'-C1'	-5.09	1.47	1.53
34	BA	1493	U	P-O5'	5.09	1.64	1.59
34	BA	1699	A	C6-N1	-5.09	1.31	1.35
37	BD	3	G	C6-N1	-5.09	1.35	1.39
37	BD	28	C	C3'-C2'	-5.09	1.47	1.52
85	AA	734	C	O3'-P	-5.09	1.55	1.61
85	AA	880	A	C5-C4	-5.09	1.35	1.38
85	AA	907	G	P-O5'	-5.09	1.54	1.59
85	AA	2145	G	C5-C6	-5.09	1.37	1.42
34	BA	1278	A	C5'-C4'	-5.08	1.45	1.51
35	BB	641	C	O3'-P	-5.08	1.55	1.61
35	BB	1259	A	N9-C8	-5.08	1.33	1.37
38	BE	59	U	C5'-C4'	-5.08	1.45	1.51
85	AA	374	C	C4'-C3'	-5.08	1.47	1.52
85	AA	378	A	N1-C2	-5.08	1.29	1.34
85	AA	879	G	C2-N2	-5.08	1.29	1.34
85	AA	1503	G	C6-N1	-5.08	1.35	1.39
34	BA	79	C	N3-C4	-5.08	1.30	1.33
34	BA	397	A	C5-C4	-5.08	1.35	1.38
34	BA	977	G	C3'-C2'	-5.08	1.47	1.52
35	BB	42	A	C5-C4	-5.08	1.35	1.38
35	BB	498	G	C1'-N9	-5.08	1.39	1.46
35	BB	540	G	N9-C8	-5.08	1.34	1.37
35	BB	1009	U	O3'-P	-5.08	1.55	1.61
35	BB	1272	G	C3'-C2'	-5.08	1.47	1.52
35	BB	1490	G	C4'-O4'	5.08	1.52	1.45
37	BD	18	G	C6-N1	-5.08	1.35	1.39
40	BG	153	C	C4'-C3'	-5.08	1.47	1.52
41	BH	25	A	P-O5'	-5.08	1.54	1.59
85	AA	162	A	N9-C8	-5.08	1.33	1.37
85	AA	277	G	C6-N1	-5.08	1.35	1.39

Continued on next page...

Continued from previous page...

Mol	Chain	Res	Type	Atoms	Z	Observed(Å)	Ideal(Å)
85	AA	1110	A	N1-C2	-5.08	1.29	1.34
85	AA	1982	C	P-O5'	-5.08	1.54	1.59
85	AA	2004	U	C4'-C3'	-5.08	1.47	1.52
85	AA	2012	G	C2-N2	-5.08	1.29	1.34
85	AA	2037	A	C3'-C2'	-5.08	1.47	1.52
34	BA	188	C	C2'-C1'	-5.08	1.47	1.53
34	BA	417	A	C3'-C2'	-5.08	1.47	1.52
34	BA	684	G	O5'-C5'	5.08	1.52	1.44
34	BA	1240	G	C5-C4	-5.08	1.34	1.38
34	BA	1493	U	C1'-N1	5.08	1.56	1.48
34	BA	1566	G	N3-C4	-5.08	1.31	1.35
34	BA	1691	G	O3'-P	-5.08	1.55	1.61
34	BA	1833	G	C4'-C3'	-5.08	1.47	1.52
35	BB	854	G	C2'-C1'	-5.08	1.47	1.53
35	BB	1310	C	C4-N4	-5.08	1.29	1.33
35	BB	1315	C	C3'-C2'	-5.08	1.47	1.52
35	BB	1376	G	N9-C4	-5.08	1.33	1.38
36	BC	18	G	N9-C8	-5.08	1.34	1.37
36	BC	20	C	O4'-C1'	-5.08	1.35	1.41
37	BD	39	C	O3'-P	-5.08	1.55	1.61
40	BG	32	U	N3-C4	-5.08	1.33	1.38
40	BG	76	C	C1'-N1	-5.08	1.39	1.46
85	AA	577	U	C3'-O3'	5.08	1.49	1.42
85	AA	660	G	C1'-N9	-5.08	1.39	1.46
85	AA	708	G	C2-N3	-5.08	1.28	1.32
85	AA	820	G	N1-C2	-5.08	1.33	1.37
85	AA	931	G	C5-C4	-5.08	1.34	1.38
85	AA	1167	G	C2-N2	-5.08	1.29	1.34
85	AA	1528	A	C5-C4	-5.08	1.35	1.38
85	AA	1845	G	C5-C4	-5.08	1.34	1.38
34	BA	607	C	C2'-C1'	-5.08	1.47	1.53
34	BA	794	G	C5'-C4'	-5.08	1.45	1.51
34	BA	971	G	C2-N2	-5.08	1.29	1.34
34	BA	1335	A	O4'-C1'	-5.08	1.35	1.41
34	BA	1341	A	N9-C8	-5.08	1.33	1.37
35	BB	1406	C	C4'-O4'	-5.08	1.39	1.45
85	AA	171	U	C4'-O4'	-5.08	1.39	1.45
85	AA	936	C	C4'-C3'	-5.08	1.47	1.52
85	AA	1046	C	P-O5'	-5.08	1.54	1.59
34	BA	48	C	C4-N4	-5.08	1.29	1.33
34	BA	67	A	P-O5'	-5.08	1.54	1.59
34	BA	221	G	N7-C5	-5.08	1.36	1.39

Continued on next page...

Continued from previous page...

Mol	Chain	Res	Type	Atoms	Z	Observed(Å)	Ideal(Å)
34	BA	269	G	C1'-N9	-5.08	1.39	1.46
34	BA	787	A	C6-N6	-5.08	1.29	1.33
34	BA	1009	G	C4'-C3'	-5.08	1.47	1.52
34	BA	1075	U	C4'-C3'	-5.08	1.47	1.52
34	BA	1529	G	C1'-N9	-5.08	1.39	1.46
34	BA	1647	G	C5'-C4'	-5.08	1.45	1.51
35	BB	416	U	C1'-N1	-5.08	1.39	1.46
35	BB	569	G	C1'-N9	-5.08	1.39	1.46
35	BB	773	G	N9-C4	-5.08	1.33	1.38
35	BB	1189	C	C2-N3	-5.08	1.31	1.35
35	BB	1434	G	C8-N7	-5.08	1.27	1.30
35	BB	1541	G	P-O5'	-5.08	1.54	1.59
36	BC	117	A	C5-C4	-5.08	1.35	1.38
37	BD	64	A	C3'-C2'	-5.08	1.47	1.52
85	AA	16	G	P-O5'	-5.08	1.54	1.59
85	AA	1722	G	C2'-C1'	-5.08	1.47	1.53
85	AA	2242	U	N3-C4	-5.08	1.33	1.38
34	BA	93	A	N9-C8	-5.08	1.33	1.37
34	BA	1490	U	C2'-C1'	-5.08	1.47	1.53
35	BB	1055	G	C2-N2	-5.08	1.29	1.34
37	BD	108	G	C2-N2	-5.08	1.29	1.34
38	BE	8	G	C5'-C4'	5.08	1.57	1.51
39	BF	44	C	C2'-C1'	-5.08	1.47	1.53
85	AA	297	A	P-O5'	-5.08	1.54	1.59
34	BA	42	A	C2'-C1'	-5.08	1.47	1.53
34	BA	68	A	N3-C4	-5.08	1.31	1.34
34	BA	380	A	C3'-C2'	-5.08	1.47	1.52
34	BA	452	A	N7-C5	-5.08	1.36	1.39
34	BA	516	U	C1'-N1	-5.08	1.39	1.46
34	BA	680	C	N3-C4	-5.08	1.30	1.33
34	BA	717	U	C2-N3	-5.08	1.34	1.37
34	BA	985	C	C1'-N1	-5.08	1.39	1.46
34	BA	1102	A	N9-C4	-5.08	1.34	1.37
34	BA	1231	C	N3-C4	-5.08	1.30	1.33
34	BA	1249	G	C3'-C2'	-5.08	1.47	1.52
34	BA	1331	G	C6-N1	-5.08	1.35	1.39
34	BA	1465	C	N1-C6	-5.08	1.34	1.37
35	BB	34	G	N1-C2	-5.08	1.33	1.37
35	BB	391	G	C1'-N9	-5.08	1.39	1.46
35	BB	422	U	P-O5'	-5.08	1.54	1.59
35	BB	502	C	O3'-P	-5.08	1.55	1.61
35	BB	1128	U	C3'-C2'	-5.08	1.47	1.52

Continued on next page...

Continued from previous page...

Mol	Chain	Res	Type	Atoms	Z	Observed(Å)	Ideal(Å)
35	BB	1365	G	C2'-C1'	-5.08	1.47	1.53
40	BG	44	G	C6-N1	-5.08	1.35	1.39
41	BH	116	A	P-O5'	-5.08	1.54	1.59
85	AA	50	C	N3-C4	-5.08	1.30	1.33
85	AA	288	G	O3'-P	-5.08	1.55	1.61
85	AA	475	A	N7-C5	-5.08	1.36	1.39
85	AA	1590	A	O3'-P	-5.08	1.55	1.61
86	AB	51	U	P-O5'	-5.08	1.54	1.59
34	BA	252	A	P-O5'	-5.07	1.54	1.59
34	BA	466	G	N9-C8	-5.07	1.34	1.37
34	BA	1030	C	C4-N4	-5.07	1.29	1.33
34	BA	1587	C	C1'-N1	-5.07	1.39	1.46
35	BB	659	C	C3'-C2'	-5.07	1.47	1.52
35	BB	1405	G	C4'-O4'	-5.07	1.39	1.45
35	BB	1407	U	N3-C4	-5.07	1.33	1.38
38	BE	95	G	C2-N2	-5.07	1.29	1.34
41	BH	15	A	N9-C8	-5.07	1.33	1.37
85	AA	175	A	N9-C4	-5.07	1.34	1.37
85	AA	557	G	O5'-C5'	-5.07	1.34	1.42
85	AA	581	A	C2'-C1'	-5.07	1.47	1.53
85	AA	597	A	N3-C4	-5.07	1.31	1.34
85	AA	1365	U	P-O5'	-5.07	1.54	1.59
85	AA	1854	U	C2-N3	-5.07	1.34	1.37
35	BB	833	G	C5-C4	-5.07	1.34	1.38
35	BB	904	C	P-O5'	-5.07	1.54	1.59
35	BB	1213	U	C3'-C2'	-5.07	1.47	1.52
35	BB	1416	A	N3-C4	-5.07	1.31	1.34
35	BB	1460	G	P-O5'	-5.07	1.54	1.59
37	BD	73	U	C2'-C1'	-5.07	1.47	1.53
40	BG	93	U	O4'-C1'	-5.07	1.35	1.41
85	AA	277	G	N9-C4	-5.07	1.33	1.38
85	AA	1868	G	N7-C5	-5.07	1.36	1.39
34	BA	197	A	C8-N7	-5.07	1.28	1.31
34	BA	517	A	O4'-C1'	-5.07	1.35	1.41
34	BA	935	A	C1'-N9	-5.07	1.39	1.46
34	BA	1135	U	C2'-C1'	-5.07	1.47	1.53
34	BA	1211	G	O4'-C1'	-5.07	1.35	1.41
35	BB	18	A	C4'-C3'	-5.07	1.47	1.52
35	BB	113	C	C4'-C3'	-5.07	1.47	1.52
35	BB	581	U	O3'-P	-5.07	1.55	1.61
35	BB	636	G	C2-N2	-5.07	1.29	1.34
35	BB	1130	U	C4'-C3'	-5.07	1.47	1.52

Continued on next page...

Continued from previous page...

Mol	Chain	Res	Type	Atoms	Z	Observed(Å)	Ideal(Å)
35	BB	1271	A	N9-C8	-5.07	1.33	1.37
39	BF	23	G	N3-C4	-5.07	1.31	1.35
74	B _o	79	VAL	CA-C	-5.07	1.39	1.52
85	AA	43	A	P-O5'	-5.07	1.54	1.59
85	AA	375	C	C4-N4	-5.07	1.29	1.33
85	AA	525	C	C1'-N1	-5.07	1.39	1.46
85	AA	740	A	N7-C5	-5.07	1.36	1.39
85	AA	1233	G	C6-N1	-5.07	1.36	1.39
85	AA	1561	A	O3'-P	-5.07	1.55	1.61
85	AA	2022	A	C8-N7	-5.07	1.28	1.31
34	BA	1146	U	C2-N3	-5.07	1.34	1.37
34	BA	1171	C	C3'-C2'	-5.07	1.47	1.52
35	BB	1115	G	C2-N2	-5.07	1.29	1.34
36	BC	74	U	C4-C5	-5.07	1.39	1.43
38	BE	8	G	C2-N3	5.07	1.36	1.32
85	AA	857	G	C2'-C1'	-5.07	1.47	1.53
85	AA	924	A	N3-C4	-5.07	1.31	1.34
85	AA	1185	G	C1'-N9	-5.07	1.39	1.46
85	AA	1223	A	O3'-P	-5.07	1.55	1.61
34	BA	178	C	O4'-C1'	-5.07	1.35	1.41
34	BA	269	G	N1-C2	-5.07	1.33	1.37
34	BA	491	U	P-O5'	-5.07	1.54	1.59
34	BA	492	G	C3'-C2'	-5.07	1.47	1.52
34	BA	954	U	C3'-C2'	-5.07	1.47	1.52
34	BA	1476	G	N1-C2	-5.07	1.33	1.37
34	BA	1516	G	P-O5'	-5.07	1.54	1.59
34	BA	1809	G	O4'-C1'	-5.07	1.35	1.41
35	BB	22	A	C6-N6	-5.07	1.29	1.33
35	BB	367	C	O3'-P	-5.07	1.55	1.61
35	BB	630	A	C5'-C4'	-5.07	1.45	1.51
35	BB	651	G	N3-C4	-5.07	1.31	1.35
35	BB	678	U	N3-C4	-5.07	1.33	1.38
35	BB	1187	G	O3'-P	-5.07	1.55	1.61
36	BC	156	A	N7-C5	-5.07	1.36	1.39
37	BD	10	C	C1'-N1	-5.07	1.39	1.46
38	BE	151	C	C4'-C3'	-5.07	1.47	1.52
40	BG	7	U	C2-N3	-5.07	1.34	1.37
85	AA	376	C	C2-N3	-5.07	1.31	1.35
85	AA	629	A	C3'-C2'	-5.07	1.47	1.52
85	AA	683	U	P-O5'	-5.07	1.54	1.59
85	AA	727	U	C5'-C4'	5.07	1.57	1.51
85	AA	1594	G	N9-C4	-5.07	1.33	1.38

Continued on next page...

Continued from previous page...

Mol	Chain	Res	Type	Atoms	Z	Observed(Å)	Ideal(Å)
85	AA	1922	A	O4'-C1'	-5.07	1.35	1.41
34	BA	340	U	C2'-C1'	-5.07	1.47	1.53
34	BA	665	C	O3'-P	-5.07	1.55	1.61
34	BA	856	G	N1-C2	-5.07	1.33	1.37
34	BA	967	C	C4'-C3'	-5.07	1.47	1.52
34	BA	1822	U	C4'-C3'	-5.07	1.47	1.52
35	BB	51	U	P-O5'	-5.07	1.54	1.59
35	BB	73	G	N9-C8	-5.07	1.34	1.37
35	BB	375	G	P-O5'	-5.07	1.54	1.59
35	BB	549	U	C2'-C1'	-5.07	1.47	1.53
35	BB	1520	C	O3'-P	-5.07	1.55	1.61
37	BD	20	C	C3'-C2'	-5.07	1.47	1.52
37	BD	37	G	C1'-N9	-5.07	1.39	1.46
37	BD	105	G	C6-N1	-5.07	1.36	1.39
40	BG	45	G	N1-C2	-5.07	1.33	1.37
85	AA	545	A	C3'-C2'	-5.07	1.47	1.52
85	AA	1279	A	C5-C4	-5.07	1.35	1.38
85	AA	1488	G	C2-N2	-5.07	1.29	1.34
85	AA	1563	U	C2'-C1'	-5.07	1.47	1.53
85	AA	2034	G	C2-N2	-5.07	1.29	1.34
85	AA	2193	A	N3-C4	-5.07	1.31	1.34
34	BA	146	G	C2-N3	-5.06	1.28	1.32
34	BA	524	G	N3-C4	-5.06	1.31	1.35
34	BA	837	U	C3'-O3'	-5.06	1.35	1.42
35	BB	988	G	C1'-N9	-5.06	1.39	1.46
35	BB	1120	A	C2'-C1'	-5.06	1.47	1.53
35	BB	1127	A	C2'-C1'	-5.06	1.47	1.53
35	BB	1295	A	C5-C4	-5.06	1.35	1.38
40	BG	54	G	O4'-C1'	-5.06	1.35	1.41
85	AA	30	G	N1-C2	-5.06	1.33	1.37
85	AA	448	G	C1'-N9	-5.06	1.39	1.46
85	AA	1049	G	N9-C4	-5.06	1.33	1.38
85	AA	1713	A	O3'-P	-5.06	1.55	1.61
85	AA	1850	G	N7-C5	-5.06	1.36	1.39
34	BA	295	G	C6-N1	-5.06	1.36	1.39
34	BA	1329	U	N1-C2	5.06	1.43	1.38
34	BA	1671	A	C5-C4	-5.06	1.35	1.38
35	BB	1155	U	N1-C6	-5.06	1.33	1.38
35	BB	1185	G	C4'-O4'	-5.06	1.39	1.45
35	BB	1454	G	C2-N2	-5.06	1.29	1.34
36	BC	113	G	N3-C4	-5.06	1.31	1.35
38	BE	49	A	C2'-C1'	-5.06	1.47	1.53

Continued on next page...

Continued from previous page...

Mol	Chain	Res	Type	Atoms	Z	Observed(Å)	Ideal(Å)
38	BE	191	U	C2'-C1'	-5.06	1.47	1.53
62	Bc	13	ARG	CA-CB	5.06	1.65	1.53
85	AA	312	G	C2-N2	-5.06	1.29	1.34
85	AA	506	G	C3'-C2'	-5.06	1.47	1.52
85	AA	933	U	C2-N3	-5.06	1.34	1.37
85	AA	1113	G	C4'-C3'	-5.06	1.47	1.52
85	AA	1679	U	O3'-P	-5.06	1.55	1.61
85	AA	2143	U	O3'-P	-5.06	1.55	1.61
34	BA	333	A	C3'-C2'	-5.06	1.47	1.52
34	BA	1001	G	N7-C5	-5.06	1.36	1.39
34	BA	1285	G	C2'-C1'	-5.06	1.47	1.53
34	BA	1782	C	C4'-C3'	-5.06	1.47	1.52
35	BB	53	C	O4'-C1'	-5.06	1.35	1.41
40	BG	130	G	C8-N7	-5.06	1.27	1.30
85	AA	134	U	C2'-C1'	-5.06	1.47	1.53
85	AA	733	C	C2'-C1'	-5.06	1.47	1.53
85	AA	836	A	C1'-N9	-5.06	1.39	1.46
85	AA	879	G	C3'-C2'	-5.06	1.47	1.52
34	BA	37	A	C2'-C1'	-5.06	1.47	1.53
34	BA	608	G	C3'-O3'	5.06	1.49	1.42
34	BA	1163	G	N3-C4	-5.06	1.31	1.35
34	BA	1284	G	C5-C4	-5.06	1.34	1.38
34	BA	1300	G	C2-N3	-5.06	1.28	1.32
34	BA	1840	C	C1'-N1	-5.06	1.39	1.46
35	BB	48	G	C2'-C1'	-5.06	1.47	1.53
35	BB	509	A	C6-N6	-5.06	1.29	1.33
35	BB	1026	G	N3-C4	-5.06	1.31	1.35
36	BC	2	A	O4'-C1'	-5.06	1.35	1.41
39	BF	25	G	C8-N7	-5.06	1.27	1.30
41	BH	101	A	C2'-C1'	-5.06	1.47	1.53
85	AA	599	C	C4'-O4'	-5.06	1.39	1.45
85	AA	1179	A	O3'-P	-5.06	1.55	1.61
85	AA	1875	A	N3-C4	-5.06	1.31	1.34
85	AA	2128	G	P-O5'	-5.06	1.54	1.59
85	AA	2142	A	P-O5'	-5.06	1.54	1.59
34	BA	342	U	C3'-C2'	-5.06	1.47	1.52
34	BA	480	G	C2-N3	-5.06	1.28	1.32
34	BA	911	G	C3'-C2'	-5.06	1.47	1.52
34	BA	1045	C	C2'-C1'	-5.06	1.47	1.53
34	BA	1690	U	C2'-C1'	-5.06	1.47	1.53
35	BB	273	G	P-O5'	-5.06	1.54	1.59
35	BB	382	U	C2-N3	5.06	1.41	1.37

Continued on next page...

Continued from previous page...

Mol	Chain	Res	Type	Atoms	Z	Observed(Å)	Ideal(Å)
35	BB	394	A	N9-C4	-5.06	1.34	1.37
35	BB	482	A	P-O5'	-5.06	1.54	1.59
35	BB	682	U	N1-C2	-5.06	1.33	1.38
35	BB	1097	U	C2'-C1'	-5.06	1.47	1.53
35	BB	1117	G	C5-C4	-5.06	1.34	1.38
35	BB	1263	A	C5'-C4'	-5.06	1.45	1.51
41	BH	126	C	C3'-C2'	-5.06	1.47	1.52
85	AA	30	G	C6-N1	-5.06	1.36	1.39
85	AA	177	A	C5-C4	-5.06	1.35	1.38
85	AA	577	U	C2-N3	-5.06	1.34	1.37
85	AA	630	A	C2'-C1'	-5.06	1.47	1.53
85	AA	682	C	C2'-C1'	-5.06	1.47	1.53
85	AA	1238	U	C3'-C2'	-5.06	1.47	1.52
85	AA	2223	C	O3'-P	-5.06	1.55	1.61
85	AA	2226	U	N3-C4	-5.06	1.33	1.38
34	BA	961	C	P-O5'	-5.06	1.54	1.59
34	BA	1232	C	C2'-C1'	-5.06	1.47	1.53
34	BA	1311	G	P-O5'	-5.06	1.54	1.59
34	BA	1719	G	C3'-C2'	-5.06	1.47	1.52
34	BA	1811	A	P-O5'	-5.06	1.54	1.59
41	BH	32	U	C5-C6	-5.06	1.29	1.34
85	AA	332	A	N9-C4	-5.06	1.34	1.37
85	AA	663	C	C2-N3	-5.06	1.31	1.35
85	AA	1279	A	O3'-P	-5.06	1.55	1.61
85	AA	1367	C	O3'-P	-5.06	1.55	1.61
34	BA	452	A	C2'-C1'	-5.05	1.47	1.53
34	BA	460	G	C2-N2	-5.05	1.29	1.34
34	BA	731	A	P-O5'	-5.05	1.54	1.59
34	BA	775	C	N1-C2	-5.05	1.35	1.40
34	BA	850	C	C5'-C4'	-5.05	1.45	1.51
34	BA	966	G	C2'-C1'	-5.05	1.47	1.53
34	BA	1457	C	N1-C6	-5.05	1.34	1.37
34	BA	1503	U	C3'-O3'	-5.05	1.35	1.42
35	BB	460	C	C5'-C4'	5.05	1.57	1.51
35	BB	498	G	C3'-C2'	-5.05	1.47	1.52
35	BB	575	C	C3'-C2'	-5.05	1.47	1.52
35	BB	900	C	O3'-P	-5.05	1.55	1.61
35	BB	1136	G	N9-C8	-5.05	1.34	1.37
35	BB	1266	A	C2'-C1'	-5.05	1.47	1.53
38	BE	183	C	C3'-C2'	5.05	1.58	1.52
85	AA	338	G	C6-N1	-5.05	1.36	1.39
85	AA	420	C	C1'-N1	-5.05	1.39	1.46

Continued on next page...

Continued from previous page...

Mol	Chain	Res	Type	Atoms	Z	Observed(Å)	Ideal(Å)
85	AA	755	G	C4'-C3'	-5.05	1.47	1.52
85	AA	1455	C	C4'-C3'	-5.05	1.47	1.52
85	AA	1525	C	C1'-N1	-5.05	1.39	1.46
34	BA	32	A	N9-C8	-5.05	1.33	1.37
34	BA	1599	A	N9-C8	-5.05	1.33	1.37
34	BA	1630	A	P-O5'	-5.05	1.54	1.59
35	BB	799	A	N9-C4	-5.05	1.34	1.37
35	BB	1380	G	P-O5'	-5.05	1.54	1.59
35	BB	1542	C	O3'-P	-5.05	1.55	1.61
85	AA	192	G	N9-C4	5.05	1.42	1.38
85	AA	1207	C	C4'-O4'	-5.05	1.39	1.45
85	AA	1762	G	P-O5'	-5.05	1.54	1.59
5	A4	69	PRO	CA-C	-5.05	1.42	1.52
34	BA	77	C	C2'-C1'	-5.05	1.47	1.53
34	BA	315	U	C4'-O4'	-5.05	1.39	1.45
34	BA	735	A	C4'-C3'	-5.05	1.47	1.52
34	BA	861	C	C1'-N1	-5.05	1.39	1.46
34	BA	1213	A	C5'-C4'	-5.05	1.45	1.51
34	BA	1303	U	C4'-C3'	-5.05	1.47	1.52
34	BA	1529	G	N9-C8	-5.05	1.34	1.37
34	BA	1695	G	C5-C6	-5.05	1.37	1.42
34	BA	1710	C	C5'-C4'	-5.05	1.45	1.51
35	BB	71	A	N3-C4	-5.05	1.31	1.34
35	BB	74	U	C4'-C3'	-5.05	1.47	1.52
35	BB	125	G	C2'-C1'	-5.05	1.47	1.53
35	BB	611	U	N3-C4	-5.05	1.33	1.38
35	BB	805	G	C1'-N9	-5.05	1.39	1.46
35	BB	1457	A	N7-C5	-5.05	1.36	1.39
40	BG	78	C	C4'-C3'	-5.05	1.47	1.52
40	BG	179	C	C2'-C1'	-5.05	1.47	1.53
85	AA	316	C	C2-N3	-5.05	1.31	1.35
85	AA	560	C	C2-N3	-5.05	1.31	1.35
85	AA	723	U	O3'-P	-5.05	1.55	1.61
85	AA	752	C	P-O5'	-5.05	1.54	1.59
85	AA	879	G	C5-C6	-5.05	1.37	1.42
85	AA	1298	G	C1'-N9	-5.05	1.39	1.46
85	AA	1472	G	C1'-N9	-5.05	1.39	1.46
85	AA	1506	U	C1'-N1	-5.05	1.39	1.46
85	AA	1524	A	C5-C4	-5.05	1.35	1.38
85	AA	1541	G	C1'-N9	-5.05	1.39	1.46
85	AA	2064	A	N3-C4	-5.05	1.31	1.34
34	BA	81	C	C3'-C2'	-5.05	1.47	1.52

Continued on next page...

Continued from previous page...

Mol	Chain	Res	Type	Atoms	Z	Observed(Å)	Ideal(Å)
34	BA	724	A	N3-C4	-5.05	1.31	1.34
34	BA	1001	G	C8-N7	-5.05	1.27	1.30
34	BA	1046	G	O4'-C1'	-5.05	1.35	1.41
35	BB	362	A	P-O5'	-5.05	1.54	1.59
35	BB	507	G	C2-N2	-5.05	1.29	1.34
35	BB	518	G	C5-C4	-5.05	1.34	1.38
35	BB	1046	C	N1-C6	-5.05	1.34	1.37
40	BG	38	A	O4'-C1'	-5.05	1.35	1.41
85	AA	189	G	C3'-C2'	-5.05	1.47	1.52
85	AA	573	U	C4'-C3'	-5.05	1.47	1.52
85	AA	1671	G	N3-C4	-5.05	1.31	1.35
85	AA	2194	U	C3'-C2'	-5.05	1.47	1.52
85	AA	2196	G	N9-C8	-5.05	1.34	1.37
34	BA	753	G	P-O5'	-5.05	1.54	1.59
34	BA	1498	A	C2'-C1'	-5.05	1.47	1.53
34	BA	1544	G	N1-C2	-5.05	1.33	1.37
34	BA	1828	A	C5-C4	-5.05	1.35	1.38
35	BB	66	G	N1-C2	-5.05	1.33	1.37
35	BB	76	C	C2-N3	-5.05	1.31	1.35
35	BB	1146	C	C3'-C2'	-5.05	1.47	1.52
36	BC	146	U	N3-C4	-5.05	1.33	1.38
37	BD	62	A	C5-C4	-5.05	1.35	1.38
85	AA	260	A	C1'-N9	-5.05	1.39	1.46
85	AA	761	G	C6-N1	-5.05	1.36	1.39
34	BA	213	A	O3'-P	-5.05	1.55	1.61
34	BA	821	G	C2-N2	-5.05	1.29	1.34
34	BA	1614	G	C6-N1	-5.05	1.36	1.39
35	BB	1422	G	C3'-C2'	-5.05	1.47	1.52
35	BB	1536	G	C2'-C1'	-5.05	1.47	1.53
36	BC	24	G	C6-N1	-5.05	1.36	1.39
40	BG	96	C	O4'-C1'	-5.05	1.35	1.41
85	AA	1148	G	C4'-C3'	-5.05	1.47	1.52
85	AA	1825	A	C2'-C1'	-5.05	1.47	1.53
85	AA	2200	A	P-O5'	-5.05	1.54	1.59
34	BA	329	G	O3'-P	-5.04	1.55	1.61
35	BB	1417	C	P-O5'	-5.04	1.54	1.59
36	BC	15	G	N7-C5	-5.04	1.36	1.39
40	BG	6	A	C8-N7	-5.04	1.28	1.31
85	AA	1112	G	C2'-C1'	-5.04	1.47	1.53
85	AA	1925	A	N9-C8	-5.04	1.33	1.37
34	BA	110	C	C3'-O3'	-5.04	1.35	1.42
34	BA	243	C	C4'-C3'	-5.04	1.47	1.52

Continued on next page...

Continued from previous page...

Mol	Chain	Res	Type	Atoms	Z	Observed(Å)	Ideal(Å)
34	BA	732	A	N9-C8	-5.04	1.33	1.37
34	BA	1175	G	C5-C6	-5.04	1.37	1.42
34	BA	1292	A	C5'-C4'	-5.04	1.45	1.51
34	BA	1541	G	C2-N2	-5.04	1.29	1.34
35	BB	543	G	C3'-C2'	-5.04	1.47	1.52
35	BB	677	U	C2'-C1'	-5.04	1.47	1.53
35	BB	723	A	P-O5'	-5.04	1.54	1.59
35	BB	1053	G	N9-C8	-5.04	1.34	1.37
35	BB	1221	G	N9-C8	-5.04	1.34	1.37
38	BE	34	C	O3'-P	-5.04	1.55	1.61
40	BG	12	A	C4'-C3'	-5.04	1.47	1.52
40	BG	160	C	C2'-C1'	-5.04	1.47	1.53
85	AA	204	U	C2-N3	-5.04	1.34	1.37
85	AA	271	A	C2'-C1'	-5.04	1.47	1.53
85	AA	277	G	C2-N2	-5.04	1.29	1.34
85	AA	644	A	C5-C4	-5.04	1.35	1.38
86	AB	1	G	C2'-C1'	-5.04	1.47	1.53
86	AB	53	G	P-O5'	-5.04	1.54	1.59
34	BA	194	G	O3'-P	-5.04	1.55	1.61
34	BA	497	U	O3'-P	-5.04	1.55	1.61
34	BA	672	G	C8-N7	-5.04	1.27	1.30
34	BA	676	G	N3-C4	-5.04	1.31	1.35
34	BA	1223	C	C4'-O4'	-5.04	1.39	1.45
34	BA	1455	C	C5'-C4'	5.04	1.57	1.51
34	BA	1475	G	C2-N2	-5.04	1.29	1.34
34	BA	1657	A	C6-N1	-5.04	1.32	1.35
35	BB	672	C	O3'-P	-5.04	1.55	1.61
35	BB	826	G	C2-N2	-5.04	1.29	1.34
35	BB	1397	G	C5-C4	-5.04	1.34	1.38
35	BB	1447	U	C2-N3	-5.04	1.34	1.37
36	BC	146	U	C1'-N1	-5.04	1.39	1.46
38	BE	3	G	N7-C5	-5.04	1.36	1.39
40	BG	19	C	C4'-C3'	-5.04	1.47	1.52
85	AA	594	C	N1-C6	-5.04	1.34	1.37
85	AA	1542	A	N3-C4	-5.04	1.31	1.34
34	BA	25	C	C4-N4	-5.04	1.29	1.33
34	BA	1156	U	C3'-C2'	-5.04	1.47	1.52
34	BA	1231	C	C2-N3	-5.04	1.31	1.35
34	BA	1615	A	C5-C4	-5.04	1.35	1.38
34	BA	10	G	C6-N1	-5.04	1.36	1.39
34	BA	354	G	C1'-N9	-5.04	1.39	1.46
34	BA	433	G	N9-C8	-5.04	1.34	1.37

Continued on next page...

Continued from previous page...

Mol	Chain	Res	Type	Atoms	Z	Observed(Å)	Ideal(Å)
34	BA	1275	G	C4'-O4'	-5.04	1.39	1.45
34	BA	1449	U	P-O5'	-5.04	1.54	1.59
34	BA	1786	C	O3'-P	-5.04	1.55	1.61
34	BA	1845	G	C3'-C2'	-5.04	1.47	1.52
35	BB	1196	A	N3-C4	-5.04	1.31	1.34
35	BB	1408	G	C5-C4	-5.04	1.34	1.38
36	BC	61	A	C5-C4	-5.04	1.35	1.38
38	BE	4	A	N3-C4	-5.04	1.31	1.34
85	AA	465	A	C4'-C3'	-5.04	1.47	1.52
85	AA	603	C	O3'-P	-5.04	1.55	1.61
85	AA	683	U	C1'-N1	-5.04	1.39	1.46
85	AA	798	A	C2'-C1'	-5.04	1.47	1.53
85	AA	1212	C	C4-N4	-5.04	1.29	1.33
85	AA	1409	U	P-O5'	-5.04	1.54	1.59
34	BA	570	G	O3'-P	-5.04	1.55	1.61
34	BA	1161	G	C2'-C1'	-5.04	1.47	1.53
34	BA	1244	G	C1'-N9	-5.04	1.39	1.46
35	BB	1477	C	C2-N3	-5.04	1.31	1.35
38	BE	23	G	C5-C4	-5.04	1.34	1.38
41	BH	69	C	C3'-C2'	-5.04	1.47	1.52
85	AA	731	U	C2'-C1'	-5.04	1.47	1.53
85	AA	1492	U	P-O5'	-5.04	1.54	1.59
34	BA	68	A	C8-N7	-5.04	1.28	1.31
34	BA	172	A	C8-N7	-5.04	1.28	1.31
34	BA	276	C	C4-N4	-5.04	1.29	1.33
35	BB	312	U	P-O5'	-5.04	1.54	1.59
35	BB	599	U	C3'-C2'	-5.04	1.47	1.52
35	BB	1270	C	C2-N3	-5.04	1.31	1.35
35	BB	1534	U	O4'-C1'	-5.04	1.35	1.41
35	BB	1536	G	P-O5'	-5.04	1.54	1.59
36	BC	40	A	C1'-N9	-5.04	1.39	1.46
36	BC	68	A	C6-N1	-5.04	1.32	1.35
37	BD	50	A	C3'-C2'	-5.04	1.47	1.52
38	BE	147	G	C3'-C2'	-5.04	1.47	1.52
38	BE	179	A	N3-C4	-5.04	1.31	1.34
85	AA	158	C	C3'-C2'	-5.04	1.47	1.52
85	AA	365	G	C2-N2	-5.04	1.29	1.34
85	AA	504	U	C5'-C4'	-5.04	1.45	1.51
85	AA	582	A	C2'-C1'	-5.04	1.47	1.53
85	AA	1171	C	C4'-C3'	-5.04	1.47	1.52
85	AA	1582	U	C2'-C1'	-5.04	1.47	1.53
85	AA	2116	U	C4'-C3'	-5.04	1.47	1.52

Continued on next page...

Continued from previous page...

Mol	Chain	Res	Type	Atoms	Z	Observed(Å)	Ideal(Å)
6	A5	200	GLY	N-CA	-5.03	1.38	1.46
34	BA	142	A	C3'-C2'	-5.03	1.47	1.52
34	BA	447	U	O4'-C1'	-5.03	1.35	1.41
34	BA	1054	U	N3-C4	-5.03	1.33	1.38
34	BA	1419	A	N9-C8	-5.03	1.33	1.37
35	BB	662	G	N9-C8	-5.03	1.34	1.37
35	BB	1120	A	C5'-C4'	-5.03	1.45	1.51
35	BB	1365	G	N1-C2	-5.03	1.33	1.37
36	BC	163	A	C5-C6	-5.03	1.36	1.41
38	BE	77	C	C5'-C4'	5.03	1.57	1.51
38	BE	119	U	N1-C2	-5.03	1.34	1.38
40	BG	46	G	O3'-P	-5.03	1.55	1.61
85	AA	62	A	O4'-C1'	-5.03	1.35	1.41
85	AA	343	U	P-O5'	-5.03	1.54	1.59
85	AA	380	C	C2-N3	-5.03	1.31	1.35
85	AA	686	U	C4'-C3'	-5.03	1.47	1.52
85	AA	1683	U	C2'-C1'	-5.03	1.47	1.53
85	AA	1828	C	C2-N3	-5.03	1.31	1.35
7	A6	116	GLY	CA-C	-5.03	1.43	1.51
34	BA	468	A	C3'-O3'	5.03	1.49	1.42
34	BA	615	A	C5-C4	-5.03	1.35	1.38
34	BA	684	G	N7-C5	-5.03	1.36	1.39
35	BB	510	A	N9-C8	-5.03	1.33	1.37
38	BE	193	A	C3'-C2'	-5.03	1.47	1.52
39	BF	8	C	C4'-C3'	-5.03	1.47	1.52
40	BG	37	G	C5-C4	-5.03	1.34	1.38
85	AA	646	C	O3'-P	-5.03	1.55	1.61
34	BA	160	G	C1'-N9	-5.03	1.39	1.46
34	BA	697	A	C4'-C3'	-5.03	1.47	1.52
34	BA	785	G	C2-N3	-5.03	1.28	1.32
34	BA	1431	G	N1-C2	-5.03	1.33	1.37
34	BA	1604	A	N3-C4	-5.03	1.31	1.34
35	BB	1461	C	C1'-N1	-5.03	1.39	1.46
38	BE	16	C	O4'-C1'	5.03	1.48	1.41
41	BH	13	C	N1-C6	-5.03	1.34	1.37
85	AA	357	C	C4-C5	-5.03	1.39	1.43
85	AA	548	G	C1'-N9	-5.03	1.39	1.46
85	AA	1164	A	C5-C4	-5.03	1.35	1.38
85	AA	1253	G	N9-C4	-5.03	1.33	1.38
85	AA	1522	U	C3'-C2'	-5.03	1.47	1.52
85	AA	1796	C	O3'-P	-5.03	1.55	1.61
85	AA	1991	C	O4'-C1'	-5.03	1.35	1.41

Continued on next page...

Continued from previous page...

Mol	Chain	Res	Type	Atoms	Z	Observed(Å)	Ideal(Å)
6	A5	112	TRP	CB-CG	-5.03	1.41	1.50
34	BA	1091	U	C4'-C3'	-5.03	1.47	1.52
35	BB	1254	G	C2'-C1'	-5.03	1.47	1.53
35	BB	1384	A	C1'-N9	-5.03	1.39	1.46
38	BE	133	C	C2-N3	-5.03	1.31	1.35
38	BE	189	A	C6-N6	-5.03	1.29	1.33
41	BH	20	A	O4'-C1'	-5.03	1.35	1.41
85	AA	1182	A	N7-C5	-5.03	1.36	1.39
34	BA	148	G	C6-N1	-5.03	1.36	1.39
34	BA	356	C	C1'-N1	-5.03	1.39	1.46
34	BA	410	G	N9-C8	-5.03	1.34	1.37
34	BA	697	A	C4'-O4'	-5.03	1.39	1.45
34	BA	698	U	O3'-P	-5.03	1.55	1.61
34	BA	792	A	C5-C4	-5.03	1.35	1.38
34	BA	937	G	P-O5'	-5.03	1.54	1.59
34	BA	1266	A	O3'-P	-5.03	1.55	1.61
34	BA	1478	G	C5'-C4'	5.03	1.57	1.51
34	BA	1632	G	N3-C4	-5.03	1.31	1.35
35	BB	16	G	P-O5'	-5.03	1.54	1.59
35	BB	444	U	C3'-C2'	-5.03	1.47	1.52
35	BB	584	A	C6-N1	-5.03	1.32	1.35
35	BB	744	U	C4'-C3'	-5.03	1.47	1.52
35	BB	976	U	C2-N3	-5.03	1.34	1.37
35	BB	1079	G	C4'-C3'	-5.03	1.47	1.52
77	Br	277	LEU	C-N	-5.03	1.24	1.34
85	AA	266	U	C5'-C4'	5.03	1.57	1.51
85	AA	273	C	N1-C6	-5.03	1.34	1.37
85	AA	364	C	C2-N3	-5.03	1.31	1.35
85	AA	420	C	N1-C2	-5.03	1.35	1.40
85	AA	854	A	O4'-C1'	5.03	1.48	1.41
85	AA	894	A	O3'-P	-5.03	1.55	1.61
85	AA	911	A	N7-C5	-5.03	1.36	1.39
85	AA	928	U	C1'-N1	-5.03	1.39	1.46
85	AA	1148	G	N3-C4	-5.03	1.31	1.35
85	AA	1483	A	N1-C2	-5.03	1.29	1.34
85	AA	1493	A	C3'-C2'	5.03	1.58	1.52
85	AA	2063	C	O3'-P	-5.03	1.55	1.61
85	AA	2097	U	C2-N3	-5.03	1.34	1.37
85	AA	2176	U	C4'-C3'	-5.03	1.47	1.52
34	BA	113	G	C8-N7	-5.03	1.27	1.30
34	BA	278	U	N3-C4	-5.03	1.33	1.38
34	BA	621	G	C2-N2	-5.03	1.29	1.34

Continued on next page...

Continued from previous page...

Mol	Chain	Res	Type	Atoms	Z	Observed(Å)	Ideal(Å)
34	BA	714	G	C6-N1	-5.03	1.36	1.39
34	BA	1266	A	C5'-C4'	5.03	1.57	1.51
34	BA	1610	A	C1'-N9	-5.03	1.39	1.46
34	BA	1839	G	O4'-C1'	-5.03	1.35	1.41
35	BB	367	C	C2'-C1'	-5.03	1.47	1.53
35	BB	536	U	O3'-P	-5.03	1.55	1.61
35	BB	1056	A	C5-C4	-5.03	1.35	1.38
35	BB	1070	G	C6-N1	-5.03	1.36	1.39
35	BB	1091	C	C4'-C3'	-5.03	1.47	1.52
35	BB	1363	A	C5-C4	-5.03	1.35	1.38
35	BB	1448	U	C5'-C4'	-5.03	1.45	1.51
36	BC	95	A	C3'-C2'	-5.03	1.47	1.52
36	BC	165	U	N1-C2	-5.03	1.34	1.38
38	BE	12	A	C3'-C2'	-5.03	1.47	1.52
40	BG	174	G	N3-C4	-5.03	1.31	1.35
85	AA	177	A	C4'-C3'	-5.03	1.47	1.52
85	AA	248	U	C1'-N1	-5.03	1.39	1.46
85	AA	327	G	C2'-C1'	-5.03	1.47	1.53
85	AA	698	G	C6-N1	-5.03	1.36	1.39
85	AA	1169	A	O3'-P	-5.03	1.55	1.61
85	AA	1624	U	O3'-P	-5.03	1.55	1.61
85	AA	1859	C	P-O5'	-5.03	1.54	1.59
85	AA	1936	C	C2'-C1'	-5.03	1.47	1.53
7	A6	157	PHE	CB-CG	-5.02	1.42	1.51
34	BA	322	U	C4-O4	-5.02	1.19	1.23
34	BA	583	G	C6-N1	-5.02	1.36	1.39
34	BA	790	G	C5-C4	-5.02	1.34	1.38
34	BA	1176	C	C5'-C4'	-5.02	1.45	1.51
34	BA	1382	G	O3'-P	-5.02	1.55	1.61
34	BA	1523	U	P-O5'	-5.02	1.54	1.59
34	BA	1813	C	C4-N4	-5.02	1.29	1.33
34	BA	1832	A	C3'-C2'	-5.02	1.47	1.52
35	BB	503	G	C4'-C3'	-5.02	1.47	1.52
35	BB	586	U	C3'-C2'	-5.02	1.47	1.52
35	BB	637	G	C6-N1	-5.02	1.36	1.39
36	BC	24	G	O4'-C1'	-5.02	1.35	1.41
37	BD	27	A	C1'-N9	-5.02	1.39	1.46
85	AA	496	C	C1'-N1	-5.02	1.39	1.46
34	BA	861	C	C4-N4	-5.02	1.29	1.33
34	BA	1315	C	P-O5'	-5.02	1.54	1.59
34	BA	1725	U	C4'-O4'	-5.02	1.39	1.45
35	BB	444	U	O3'-P	-5.02	1.55	1.61

Continued on next page...

Continued from previous page...

Mol	Chain	Res	Type	Atoms	Z	Observed(Å)	Ideal(Å)
35	BB	1243	A	C8-N7	-5.02	1.28	1.31
35	BB	1440	A	N7-C5	-5.02	1.36	1.39
35	BB	1508	G	C2-N2	-5.02	1.29	1.34
38	BE	119	U	C3'-C2'	-5.02	1.47	1.52
38	BE	128	G	C2-N2	-5.02	1.29	1.34
41	BH	54	U	N1-C2	5.02	1.43	1.38
85	AA	36	U	C4'-C3'	-5.02	1.47	1.52
85	AA	534	A	C5-C4	-5.02	1.35	1.38
85	AA	630	A	C6-N1	-5.02	1.32	1.35
85	AA	1690	A	C2'-C1'	-5.02	1.47	1.53
85	AA	2138	G	C5-C6	-5.02	1.37	1.42
34	BA	1133	A	C2'-C1'	-5.02	1.47	1.53
36	BC	52	A	C6-N1	-5.02	1.32	1.35
65	Bf	165	PHE	CB-CG	-5.02	1.42	1.51
85	AA	133	G	C2-N3	-5.02	1.28	1.32
85	AA	466	A	N7-C5	-5.02	1.36	1.39
85	AA	794	A	C5-C6	-5.02	1.36	1.41
85	AA	905	C	O3'-P	-5.02	1.55	1.61
85	AA	995	G	N3-C4	-5.02	1.31	1.35
15	AG	37	VAL	CA-C	-5.02	1.39	1.52
34	BA	146	G	C4'-O4'	-5.02	1.39	1.45
34	BA	249	A	N7-C5	-5.02	1.36	1.39
34	BA	417	A	N3-C4	-5.02	1.31	1.34
34	BA	800	G	C2-N3	5.02	1.36	1.32
34	BA	1085	G	P-O5'	-5.02	1.54	1.59
34	BA	1095	G	C1'-N9	-5.02	1.39	1.46
34	BA	1476	G	C6-N1	-5.02	1.36	1.39
34	BA	1709	A	C5-C6	-5.02	1.36	1.41
35	BB	82	G	O3'-P	-5.02	1.55	1.61
35	BB	435	A	N9-C8	-5.02	1.33	1.37
35	BB	1067	G	C2-N2	-5.02	1.29	1.34
35	BB	1449	G	N3-C4	-5.02	1.31	1.35
85	AA	464	A	C4'-C3'	-5.02	1.47	1.52
34	BA	401	A	N1-C2	-5.02	1.29	1.34
34	BA	861	C	C2-N3	-5.02	1.31	1.35
34	BA	959	G	C1'-N9	-5.02	1.39	1.46
34	BA	1232	C	C4-N4	-5.02	1.29	1.33
34	BA	1708	A	C4'-C3'	-5.02	1.47	1.52
35	BB	1053	G	O4'-C1'	-5.02	1.35	1.41
85	AA	499	G	N3-C4	-5.02	1.31	1.35
85	AA	541	A	N7-C5	-5.02	1.36	1.39
85	AA	872	U	P-O5'	-5.02	1.54	1.59

Continued on next page...

Continued from previous page...

Mol	Chain	Res	Type	Atoms	Z	Observed(Å)	Ideal(Å)
85	AA	974	U	C4'-C3'	5.02	1.58	1.53
85	AA	1374	A	O3'-P	-5.02	1.55	1.61
34	BA	1212	A	N7-C5	-5.02	1.36	1.39
38	BE	83	U	C4'-C3'	-5.02	1.47	1.52
85	AA	471	U	C1'-N1	-5.02	1.39	1.46
85	AA	627	A	C5-C4	-5.02	1.35	1.38
85	AA	1104	G	C4'-O4'	-5.02	1.39	1.45
85	AA	1150	G	N7-C5	-5.02	1.36	1.39
34	BA	504	A	C4'-O4'	-5.01	1.39	1.45
34	BA	1008	A	N3-C4	-5.01	1.31	1.34
34	BA	1096	C	C1'-N1	-5.01	1.39	1.46
34	BA	1288	U	C4'-O4'	-5.01	1.39	1.45
34	BA	1525	G	N3-C4	-5.01	1.31	1.35
34	BA	1833	G	C2'-C1'	-5.01	1.47	1.53
35	BB	276	U	P-O5'	-5.01	1.54	1.59
35	BB	547	A	C3'-C2'	-5.01	1.47	1.52
35	BB	705	C	C3'-C2'	-5.01	1.47	1.52
35	BB	1211	C	C3'-C2'	-5.01	1.47	1.52
35	BB	1336	G	C6-N1	-5.01	1.36	1.39
40	BG	65	C	C2'-C1'	-5.01	1.47	1.53
85	AA	39	A	N7-C5	-5.01	1.36	1.39
85	AA	679	A	C8-N7	-5.01	1.28	1.31
85	AA	906	U	P-O5'	-5.01	1.54	1.59
85	AA	1158	U	P-O5'	-5.01	1.54	1.59
85	AA	1519	A	C3'-C2'	-5.01	1.47	1.52
85	AA	1863	A	C3'-C2'	-5.01	1.47	1.52
85	AA	2204	A	N9-C4	-5.01	1.34	1.37
34	BA	773	A	C4'-C3'	-5.01	1.47	1.52
34	BA	1225	A	C5-C4	-5.01	1.35	1.38
35	BB	78	C	C2'-C1'	-5.01	1.47	1.53
35	BB	412	A	C5-C4	-5.01	1.35	1.38
35	BB	1063	C	C2-N3	-5.01	1.31	1.35
35	BB	1487	G	N7-C5	-5.01	1.36	1.39
37	BD	95	G	O3'-P	-5.01	1.55	1.61
85	AA	605	A	C5-C4	-5.01	1.35	1.38
34	BA	377	G	C3'-C2'	-5.01	1.47	1.52
34	BA	393	G	P-O5'	-5.01	1.54	1.59
34	BA	992	A	N3-C4	-5.01	1.31	1.34
35	BB	103	C	C3'-C2'	-5.01	1.47	1.52
35	BB	383	U	P-O5'	-5.01	1.54	1.59
37	BD	56	G	C1'-N9	-5.01	1.39	1.46
37	BD	60	C	C4-N4	-5.01	1.29	1.33

Continued on next page...

Continued from previous page...

Mol	Chain	Res	Type	Atoms	Z	Observed(Å)	Ideal(Å)
38	BE	171	U	C4'-C3'	-5.01	1.47	1.52
56	BW	128	TRP	C-N	-5.01	1.24	1.34
85	AA	54	C	C4-N4	-5.01	1.29	1.33
85	AA	436	G	C2-N2	-5.01	1.29	1.34
85	AA	851	G	P-O5'	-5.01	1.54	1.59
85	AA	1579	A	O3'-P	-5.01	1.55	1.61
85	AA	1698	A	N9-C8	-5.01	1.33	1.37
85	AA	1856	G	N1-C2	-5.01	1.33	1.37
85	AA	1923	A	O4'-C1'	-5.01	1.35	1.41
34	BA	260	A	O3'-P	-5.01	1.55	1.61
34	BA	504	A	O4'-C1'	-5.01	1.35	1.41
34	BA	523	A	N9-C4	5.01	1.40	1.37
34	BA	1104	C	C3'-C2'	-5.01	1.47	1.52
34	BA	1331	G	P-O5'	-5.01	1.54	1.59
34	BA	1553	G	C3'-O3'	5.01	1.49	1.42
34	BA	1679	C	N1-C6	-5.01	1.34	1.37
34	BA	1799	G	N1-C2	-5.01	1.33	1.37
35	BB	89	C	C3'-C2'	-5.01	1.47	1.52
35	BB	306	U	P-O5'	-5.01	1.54	1.59
35	BB	449	C	C3'-C2'	-5.01	1.47	1.52
35	BB	578	G	N3-C4	-5.01	1.31	1.35
35	BB	698	C	C4'-C3'	-5.01	1.47	1.52
35	BB	1170	U	C1'-N1	-5.01	1.39	1.46
35	BB	1309	A	N3-C4	-5.01	1.31	1.34
35	BB	1508	G	N1-C2	-5.01	1.33	1.37
37	BD	86	A	N9-C8	-5.01	1.33	1.37
37	BD	107	G	N1-C2	-5.01	1.33	1.37
38	BE	18	U	O3'-P	-5.01	1.55	1.61
38	BE	146	U	O4'-C1'	-5.01	1.35	1.41
39	BF	25	G	C2'-C1'	-5.01	1.47	1.53
56	BW	134	HIS	CA-C	-5.01	1.40	1.52
85	AA	61	C	C2-N3	-5.01	1.31	1.35
85	AA	774	C	O3'-P	-5.01	1.55	1.61
85	AA	1701	G	O4'-C1'	-5.01	1.35	1.41
85	AA	1977	G	O3'-P	-5.01	1.55	1.61
85	AA	1979	A	C2'-C1'	-5.01	1.47	1.53
85	AA	2247	C	O3'-P	-5.01	1.55	1.61
34	BA	28	C	N3-C4	-5.01	1.30	1.33
34	BA	1098	G	N7-C5	-5.01	1.36	1.39
34	BA	1429	A	C2'-C1'	-5.01	1.47	1.53
34	BA	1812	C	C2-N3	-5.01	1.31	1.35
35	BB	293	G	O3'-P	-5.01	1.55	1.61

Continued on next page...

Continued from previous page...

Mol	Chain	Res	Type	Atoms	Z	Observed(Å)	Ideal(Å)
38	BE	185	G	C5'-C4'	-5.01	1.45	1.51
40	BG	32	U	C2'-C1'	-5.01	1.47	1.53
34	BA	15	G	C6-N1	-5.01	1.36	1.39
34	BA	323	C	C4'-O4'	-5.01	1.39	1.45
34	BA	366	G	C5'-C4'	-5.01	1.45	1.51
34	BA	748	C	N1-C6	-5.01	1.34	1.37
34	BA	1826	C	C2'-C1'	-5.01	1.47	1.53
35	BB	572	G	C5-C4	-5.01	1.34	1.38
35	BB	1480	G	C8-N7	-5.01	1.27	1.30
35	BB	1521	G	C4'-C3'	-5.01	1.47	1.52
40	BG	31	G	C2-N3	-5.01	1.28	1.32
41	BH	47	G	N9-C8	-5.01	1.34	1.37
41	BH	105	U	N3-C4	-5.01	1.33	1.38
41	BH	107	A	N3-C4	-5.01	1.31	1.34
41	BH	113	G	C2-N2	-5.01	1.29	1.34
74	Bo	79	VAL	N-CA	-5.01	1.36	1.46
85	AA	732	G	N7-C5	-5.01	1.36	1.39
85	AA	741	G	C3'-C2'	-5.01	1.47	1.52
85	AA	939	A	C6-N6	-5.01	1.29	1.33
85	AA	1539	A	N7-C5	-5.01	1.36	1.39
34	BA	457	A	C1'-N9	-5.00	1.39	1.46
34	BA	1146	U	C5'-C4'	-5.00	1.45	1.51
34	BA	1158	A	C4'-C3'	-5.00	1.47	1.52
34	BA	1816	G	N7-C5	-5.00	1.36	1.39
35	BB	1260	A	N7-C5	-5.00	1.36	1.39
37	BD	41	G	C6-N1	-5.00	1.36	1.39
37	BD	48	G	C3'-C2'	-5.00	1.47	1.52
85	AA	293	A	N7-C5	-5.00	1.36	1.39
85	AA	406	U	C4'-C3'	-5.00	1.47	1.52
85	AA	2025	A	C1'-N9	-5.00	1.39	1.46
34	BA	35	U	O3'-P	-5.00	1.55	1.61
34	BA	263	G	N1-C2	-5.00	1.33	1.37
34	BA	454	G	C4'-C3'	-5.00	1.47	1.52
34	BA	568	G	C1'-N9	-5.00	1.39	1.46
34	BA	744	G	C2-N2	-5.00	1.29	1.34
34	BA	893	U	C1'-N1	-5.00	1.39	1.46
34	BA	1008	A	C2'-C1'	-5.00	1.47	1.53
34	BA	1161	G	P-O5'	-5.00	1.54	1.59
34	BA	1225	A	C4'-C3'	-5.00	1.47	1.52
34	BA	1244	G	N9-C4	-5.00	1.33	1.38
34	BA	1293	A	O4'-C1'	-5.00	1.35	1.41
34	BA	1379	G	C2-N2	-5.00	1.29	1.34

Continued on next page...

Continued from previous page...

Mol	Chain	Res	Type	Atoms	Z	Observed(Å)	Ideal(Å)
34	BA	1465	C	C4'-C3'	-5.00	1.47	1.52
34	BA	1469	G	O3'-P	-5.00	1.55	1.61
34	BA	1806	A	C3'-C2'	-5.00	1.47	1.52
35	BB	825	U	C2-N3	-5.00	1.34	1.37
35	BB	982	A	P-O5'	-5.00	1.54	1.59
35	BB	1377	A	C3'-C2'	-5.00	1.47	1.52
36	BC	88	A	C3'-C2'	-5.00	1.47	1.52
36	BC	120	G	C2-N2	-5.00	1.29	1.34
38	BE	96	G	C5'-C4'	-5.00	1.45	1.51
40	BG	126	G	C4'-C3'	-5.00	1.47	1.52
58	BY	8	PHE	CB-CG	-5.00	1.42	1.51
85	AA	4	C	N3-C4	5.00	1.37	1.33
85	AA	152	A	O4'-C1'	-5.00	1.35	1.41
85	AA	402	G	C2-N2	-5.00	1.29	1.34
85	AA	443	A	C5-C4	-5.00	1.35	1.38
85	AA	561	C	C2-N3	-5.00	1.31	1.35
85	AA	698	G	O3'-P	-5.00	1.55	1.61
85	AA	2096	G	N7-C5	-5.00	1.36	1.39
85	AA	2101	C	O3'-P	-5.00	1.55	1.61
34	BA	100	A	C8-N7	-5.00	1.28	1.31
34	BA	694	G	P-O5'	-5.00	1.54	1.59
34	BA	1050	A	O3'-P	-5.00	1.55	1.61
34	BA	1438	C	C4-N4	-5.00	1.29	1.33
34	BA	1622	U	C4'-C3'	-5.00	1.47	1.52
35	BB	8	U	C5'-C4'	-5.00	1.45	1.51
35	BB	757	C	O3'-P	-5.00	1.55	1.61
35	BB	1176	G	C8-N7	-5.00	1.27	1.30
35	BB	1434	G	N7-C5	-5.00	1.36	1.39
36	BC	53	A	C8-N7	-5.00	1.28	1.31
36	BC	105	C	C4'-O4'	-5.00	1.39	1.45
40	BG	117	C	C3'-C2'	-5.00	1.47	1.52
85	AA	23	G	C2-N2	-5.00	1.29	1.34
85	AA	539	A	C5-C6	-5.00	1.36	1.41
85	AA	542	G	C3'-C2'	-5.00	1.47	1.52
85	AA	1442	U	P-O5'	-5.00	1.54	1.59
85	AA	1894	G	N9-C4	-5.00	1.33	1.38
85	AA	2108	C	O3'-P	-5.00	1.55	1.61

All (28260) bond angle outliers are listed below:

Mol	Chain	Res	Type	Atoms	Z	Observed(°)	Ideal(°)
85	AA	469	G	N9-C4-C5	-49.23	85.71	105.40

Continued on next page...

Continued from previous page...

Mol	Chain	Res	Type	Atoms	Z	Observed(°)	Ideal(°)
39	BF	32	G	P-O3'-C3'	41.15	169.07	119.70
35	BB	1212	C	C6-N1-C2	-40.14	104.24	120.30
85	AA	769	C	C6-N1-C2	-39.18	104.63	120.30
34	BA	692	U	P-O3'-C3'	38.13	165.46	119.70
38	BE	203	C	C6-N1-C2	-37.90	105.14	120.30
85	AA	469	G	C8-N9-C4	37.72	121.49	106.40
38	BE	175	U	P-O3'-C3'	35.72	162.56	119.70
85	AA	469	G	N3-C4-N9	35.43	147.26	126.00
34	BA	605	G	C8-N9-C4	-34.02	92.79	106.40
34	BA	647	U	P-O3'-C3'	-33.75	79.20	119.70
34	BA	743	A	C4-C5-N7	33.48	127.44	110.70
34	BA	1523	U	P-O3'-C3'	33.29	159.65	119.70
40	BG	9	G	P-O3'-C3'	33.23	159.58	119.70
85	AA	24	U	P-O3'-C3'	32.89	159.17	119.70
39	BF	65	U	C2-N3-C4	-32.08	107.75	127.00
34	BA	633	G	P-O3'-C3'	31.36	157.33	119.70
85	AA	1371	C	P-O3'-C3'	31.14	157.07	119.70
34	BA	743	A	N9-C4-C5	-30.20	93.72	105.80
35	BB	1024	G	P-O3'-C3'	29.96	155.65	119.70
34	BA	855	C	C6-N1-C2	-29.92	108.33	120.30
85	AA	150	U	C2-N3-C4	-29.81	109.12	127.00
35	BB	61	A	P-O3'-C3'	29.68	155.32	119.70
85	AA	1973	G	P-O3'-C3'	29.62	155.24	119.70
34	BA	896	U	C2-N3-C4	-29.21	109.47	127.00
35	BB	835	C	C6-N1-C2	-29.17	108.63	120.30
40	BG	22	G	P-O3'-C3'	28.94	154.43	119.70
34	BA	578	C	P-O3'-C3'	28.41	153.80	119.70
85	AA	1294	U	C2-N3-C4	-28.17	110.10	127.00
85	AA	330	C	C6-N1-C2	-28.03	109.09	120.30
35	BB	972	C	P-O3'-C3'	27.92	153.21	119.70
34	BA	557	U	C4'-C3'-C2'	-27.90	74.70	102.60
34	BA	1561	C	C6-N1-C2	-27.68	109.23	120.30
34	BA	517	A	P-O5'-C5'	27.48	164.87	120.90
38	BE	18	U	P-O3'-C3'	27.02	152.12	119.70
38	BE	183	C	C6-N1-C2	-26.98	109.51	120.30
85	AA	1816	C	C6-N1-C2	-26.98	109.51	120.30
34	BA	768	G	P-O3'-C3'	26.85	151.92	119.70
35	BB	1494	G	P-O3'-C3'	26.59	151.61	119.70
35	BB	838	G	P-O3'-C3'	26.53	151.54	119.70
34	BA	689	C	P-O3'-C3'	26.51	151.51	119.70
37	BD	83	A	P-O3'-C3'	26.34	151.31	119.70
34	BA	214	A	C2-N3-C4	26.26	123.73	110.60

Continued on next page...

Continued from previous page...

Mol	Chain	Res	Type	Atoms	Z	Observed(°)	Ideal(°)
85	AA	1280	U	C2-N3-C4	-26.14	111.31	127.00
34	BA	513	U	C2-N3-C4	-26.05	111.37	127.00
85	AA	742	U	C2-N3-C4	-26.03	111.38	127.00
34	BA	1494	G	C5-C6-O6	-25.92	113.05	128.60
37	BD	118	C	C6-N1-C2	-25.84	109.97	120.30
34	BA	205	G	P-O3'-C3'	25.73	150.58	119.70
34	BA	112	C	C6-N1-C2	-25.66	110.03	120.30
34	BA	1787	U	P-O3'-C3'	25.55	150.37	119.70
34	BA	606	G	P-O3'-C3'	25.46	150.26	119.70
40	BG	24	A	C4-C5-C6	-25.42	104.29	117.00
85	AA	654	A	N1-C6-N6	-25.16	103.51	118.60
34	BA	598	G	P-O3'-C3'	24.78	149.44	119.70
34	BA	743	A	C4-C5-C6	-24.71	104.64	117.00
34	BA	605	G	P-O5'-C5'	24.68	160.38	120.90
35	BB	2	C	P-O5'-C5'	24.66	160.36	120.90
34	BA	777	C	P-O5'-C5'	24.63	160.31	120.90
34	BA	766	A	P-O5'-C5'	24.43	159.99	120.90
34	BA	1831	A	P-O3'-C3'	24.43	149.01	119.70
34	BA	1494	G	P-O3'-C3'	24.40	148.99	119.70
34	BA	771	A	P-O3'-C3'	24.37	148.94	119.70
34	BA	280	A	P-O5'-C5'	24.27	159.74	120.90
85	AA	164	G	P-O5'-C5'	24.16	159.56	120.90
34	BA	678	C	C6-N1-C2	-24.07	110.67	120.30
85	AA	862	U	P-O3'-C3'	24.03	148.53	119.70
38	BE	23	G	P-O5'-C5'	23.94	159.21	120.90
34	BA	743	A	C8-N9-C4	-23.91	96.24	105.80
34	BA	763	U	C2-N3-C4	-23.88	112.67	127.00
40	BG	24	A	P-O3'-C3'	23.77	148.23	119.70
34	BA	605	G	C4-N9-C1'	23.66	157.26	126.50
40	BG	23	C	P-O5'-C5'	23.55	158.58	120.90
85	AA	1535	C	P-O3'-C3'	23.52	147.92	119.70
85	AA	529	G	P-O3'-C3'	23.44	147.83	119.70
85	AA	98	U	C2-N3-C4	-23.29	113.03	127.00
34	BA	147	U	C2-N3-C4	-23.27	113.04	127.00
34	BA	870	C	O5'-P-OP2	-23.05	83.04	110.70
35	BB	797	C	P-O3'-C3'	22.90	147.18	119.70
85	AA	300	C	P-O3'-C3'	22.89	147.17	119.70
35	BB	1438	U	C2-N3-C4	-22.89	113.27	127.00
85	AA	2244	G	P-O3'-C3'	22.74	146.99	119.70
85	AA	80	G	P-O3'-C3'	22.61	146.83	119.70
85	AA	1921	G	C5'-C4'-C3'	22.57	152.11	116.00
34	BA	570	G	P-O3'-C3'	22.57	146.78	119.70

Continued on next page...

Continued from previous page...

Mol	Chain	Res	Type	Atoms	Z	Observed(°)	Ideal(°)
85	AA	890	U	P-O3'-C3'	22.39	146.56	119.70
85	AA	867	G	P-O3'-C3'	22.37	146.54	119.70
34	BA	384	U	C2-N3-C4	-22.29	113.62	127.00
41	BH	71	C	P-O3'-C3'	22.24	146.39	119.70
36	BC	123	G	P-O3'-C3'	22.23	146.38	119.70
35	BB	970	C	P-O3'-C3'	22.23	146.37	119.70
39	BF	51	C	P-O3'-C3'	22.06	146.17	119.70
35	BB	1337	C	C6-N1-C2	-22.03	111.49	120.30
85	AA	1301	C	P-O3'-C3'	21.85	145.92	119.70
41	BH	26	C	P-O3'-C3'	21.84	145.91	119.70
85	AA	735	G	P-O3'-C3'	21.76	145.81	119.70
34	BA	1722	U	C2-N3-C4	-21.73	113.96	127.00
38	BE	134	A	P-O3'-C3'	21.73	145.78	119.70
85	AA	45	U	P-O3'-C3'	21.73	145.77	119.70
35	BB	1202	G	O4'-C1'-N9	21.71	125.56	108.20
85	AA	381	A	N1-C6-N6	-21.58	105.65	118.60
35	BB	614	U	C2-N3-C4	-21.57	114.06	127.00
34	BA	91	C	O4'-C1'-N1	21.56	125.45	108.20
85	AA	1210	U	C6-N1-C2	-21.52	108.09	121.00
35	BB	1167	C	P-O3'-C3'	21.50	145.50	119.70
35	BB	3	C	O4'-C1'-N1	21.43	125.34	108.20
85	AA	744	C	C6-N1-C2	-21.42	111.73	120.30
34	BA	80	U	C2-N3-C4	-21.27	114.24	127.00
35	BB	795	A	P-O3'-C3'	21.27	145.22	119.70
85	AA	469	G	N7-C8-N9	-21.22	102.49	113.10
34	BA	871	G	C5-C6-O6	20.97	141.18	128.60
34	BA	532	C	C6-N1-C2	-20.92	111.93	120.30
34	BA	1307	U	P-O3'-C3'	20.89	144.77	119.70
34	BA	871	G	N1-C6-O6	-20.89	107.37	119.90
34	BA	605	G	N7-C8-N9	20.83	123.52	113.10
85	AA	4	C	C6-N1-C2	-20.70	112.02	120.30
34	BA	1488	C	C6-N1-C2	-20.69	112.02	120.30
85	AA	787	U	P-O5'-C5'	20.62	153.89	120.90
85	AA	902	A	P-O5'-C5'	20.58	153.82	120.90
41	BH	74	G	N1-C6-O6	20.54	132.23	119.90
34	BA	1422	A	P-O3'-C3'	20.54	144.35	119.70
35	BB	5	A	P-O5'-C5'	20.48	153.67	120.90
85	AA	710	A	P-O3'-C3'	20.47	144.26	119.70
85	AA	1458	G	N1-C6-O6	-20.42	107.65	119.90
85	AA	1018	G	P-O5'-C5'	20.42	153.57	120.90
34	BA	954	U	C2-N3-C4	-20.36	114.78	127.00
41	BH	74	G	C5-C6-O6	-20.33	116.40	128.60

Continued on next page...

Continued from previous page...

Mol	Chain	Res	Type	Atoms	Z	Observed(°)	Ideal(°)
85	AA	936	C	C6-N1-C2	-20.30	112.18	120.30
85	AA	1535	C	C6-N1-C2	-20.27	112.19	120.30
34	BA	487	A	N1-C6-N6	-20.27	106.44	118.60
34	BA	827	A	P-O3'-C3'	20.27	144.02	119.70
34	BA	590	U	C2-N3-C4	-20.20	114.88	127.00
34	BA	896	U	C6-N1-C2	-20.20	108.88	121.00
35	BB	870	C	C6-N1-C2	-20.16	112.24	120.30
34	BA	315	U	P-O5'-C5'	20.15	153.14	120.90
85	AA	47	A	P-O3'-C3'	20.14	143.87	119.70
41	BH	128	G	C5-C6-O6	-20.14	116.51	128.60
85	AA	1090	A	P-O3'-C3'	20.11	143.84	119.70
85	AA	56	U	P-O3'-C3'	20.07	143.78	119.70
85	AA	1159	C	C6-N1-C2	-20.06	112.28	120.30
36	BC	148	C	P-O5'-C5'	20.02	152.93	120.90
35	BB	652	G	P-O3'-C3'	-19.93	95.79	119.70
36	BC	81	U	P-O5'-C5'	19.89	152.72	120.90
85	AA	2216	A	P-O3'-C3'	19.89	143.56	119.70
85	AA	1978	G	C5-C6-O6	-19.87	116.68	128.60
34	BA	961	C	C6-N1-C2	-19.78	112.39	120.30
34	BA	206	C	P-O3'-C3'	19.77	143.42	119.70
34	BA	769	U	P-O3'-C3'	19.73	143.38	119.70
38	BE	20	C	O4'-C1'-N1	19.48	123.78	108.20
34	BA	296	G	C5'-C4'-C3'	19.41	147.05	116.00
34	BA	162	G	N1-C6-O6	19.39	131.54	119.90
34	BA	712	C	P-O3'-C3'	19.38	142.96	119.70
34	BA	1202	G	N1-C6-O6	-19.27	108.34	119.90
40	BG	168	A	N1-C6-N6	-19.24	107.05	118.60
85	AA	1183	C	P-O3'-C3'	19.23	142.78	119.70
35	BB	1379	U	C2-N3-C4	-19.22	115.47	127.00
85	AA	523	U	P-O5'-C5'	19.21	151.64	120.90
85	AA	738	C	C6-N1-C2	-19.19	112.62	120.30
35	BB	1512	C	C6-N1-C2	-19.14	112.64	120.30
85	AA	2031	C	C6-N1-C2	-19.14	112.64	120.30
35	BB	894	A	P-O3'-C3'	19.13	142.66	119.70
35	BB	766	G	P-O5'-C5'	18.99	151.28	120.90
34	BA	625	U	P-O3'-C3'	18.93	142.42	119.70
85	AA	1396	C	P-O3'-C3'	18.91	142.39	119.70
34	BA	646	C	P-O3'-C3'	18.91	142.39	119.70
34	BA	557	U	C4'-C3'-O3'	18.86	150.71	113.00
85	AA	1208	C	P-O3'-C3'	18.82	142.28	119.70
85	AA	2022	A	N1-C6-N6	-18.81	107.31	118.60
34	BA	1494	G	N1-C6-O6	18.80	131.18	119.90

Continued on next page...

Continued from previous page...

Mol	Chain	Res	Type	Atoms	Z	Observed(°)	Ideal(°)
34	BA	778	U	P-O3'-C3'	18.79	142.25	119.70
34	BA	1215	U	C2-N3-C4	-18.76	115.74	127.00
34	BA	711	C	P-O3'-C3'	18.75	142.21	119.70
34	BA	862	C	P-O3'-C3'	18.69	142.13	119.70
85	AA	1876	U	C2-N3-C4	-18.68	115.79	127.00
85	AA	674	U	C2-N3-C4	-18.67	115.80	127.00
85	AA	1067	G	P-O3'-C3'	18.66	142.09	119.70
34	BA	162	G	C5-C6-O6	-18.57	117.46	128.60
34	BA	896	U	C2-N1-C1'	18.54	139.95	117.70
40	BG	24	A	N1-C6-N6	-18.53	107.48	118.60
85	AA	1091	C	C6-N1-C2	-18.52	112.89	120.30
85	AA	267	U	C2-N1-C1'	-18.50	95.50	117.70
38	BE	183	C	C2-N1-C1'	18.50	139.15	118.80
85	AA	368	C	C6-N1-C2	-18.45	112.92	120.30
85	AA	1492	U	C6-N1-C2	-18.41	109.95	121.00
34	BA	870	C	O5'-P-OP1	-18.38	88.64	110.70
37	BD	95	G	C8-N9-C4	-18.38	99.05	106.40
34	BA	680	C	C6-N1-C2	-18.36	112.96	120.30
34	BA	591	G	P-O5'-C5'	18.36	150.27	120.90
35	BB	1439	U	C2-N3-C4	-18.29	116.03	127.00
40	BG	105	A	N1-C6-N6	-18.28	107.63	118.60
34	BA	214	A	N9-C4-C5	-18.20	98.52	105.80
34	BA	251	U	C2-N3-C4	-18.19	116.09	127.00
35	BB	5	A	C5'-C4'-C3'	18.18	145.09	116.00
40	BG	21	C	O4'-C1'-N1	18.17	122.74	108.20
35	BB	561	C	C1'-O4'-C4'	-18.15	95.38	109.90
36	BC	31	A	P-O3'-C3'	18.15	141.48	119.70
56	BW	87	TRP	CB-CG-CD2	-18.15	103.01	126.60
34	BA	214	A	N1-C2-N3	-18.04	120.28	129.30
85	AA	901	C	P-O3'-C3'	18.04	141.35	119.70
85	AA	327	G	O4'-C1'-N9	18.03	122.62	108.20
85	AA	1277	C	P-O3'-C3'	18.00	141.30	119.70
34	BA	1225	A	N1-C6-N6	-17.98	107.81	118.60
35	BB	59	U	P-O3'-C3'	17.97	141.26	119.70
85	AA	250	C	C6-N1-C2	-17.96	113.12	120.30
34	BA	629	G	C5-C6-O6	17.92	139.35	128.60
34	BA	588	C	P-O3'-C3'	17.91	141.20	119.70
34	BA	607	C	C6-N1-C2	-17.88	113.15	120.30
34	BA	1562	G	P-O3'-C3'	17.85	141.12	119.70
85	AA	207	G	O4'-C1'-N9	17.83	122.47	108.20
34	BA	797	A	P-O3'-C3'	17.83	141.10	119.70
85	AA	1825	A	P-O3'-C3'	17.78	141.04	119.70

Continued on next page...

Continued from previous page...

Mol	Chain	Res	Type	Atoms	Z	Observed(°)	Ideal(°)
34	BA	882	G	P-O3'-C3'	17.78	141.03	119.70
34	BA	1222	C	C6-N1-C2	-17.77	113.19	120.30
34	BA	1204	U	P-O3'-C3'	17.75	140.99	119.70
34	BA	1700	C	C6-N1-C2	-17.74	113.20	120.30
85	AA	1514	A	P-O3'-C3'	17.73	140.98	119.70
34	BA	557	U	O4'-C1'-N1	17.73	122.38	108.20
34	BA	1005	C	C6-N1-C2	-17.73	113.21	120.30
35	BB	1063	C	C6-N1-C2	-17.71	113.22	120.30
34	BA	589	A	P-O3'-C3'	17.70	140.94	119.70
34	BA	1501	U	C2-N3-C4	-17.69	116.39	127.00
34	BA	1577	U	C2-N3-C4	-17.68	116.39	127.00
34	BA	1775	U	P-O3'-C3'	17.68	140.91	119.70
34	BA	528	C	C6-N1-C2	-17.66	113.24	120.30
34	BA	300	C	O4'-C1'-N1	17.63	122.30	108.20
34	BA	605	G	N3-C4-C5	-17.62	119.79	128.60
34	BA	7	U	C2-N3-C4	-17.60	116.44	127.00
85	AA	1454	U	P-O5'-C5'	17.57	149.02	120.90
40	BG	106	G	O4'-C1'-N9	17.54	122.23	108.20
35	BB	363	A	O4'-C1'-N9	17.54	122.23	108.20
34	BA	629	G	N1-C6-O6	-17.53	109.38	119.90
41	BH	128	G	P-O3'-C3'	17.51	140.72	119.70
34	BA	598	G	P-O5'-C5'	17.51	148.91	120.90
34	BA	1176	C	C6-N1-C2	-17.50	113.30	120.30
85	AA	1459	C	C6-N1-C2	-17.50	113.30	120.30
36	BC	81	U	P-O3'-C3'	17.47	140.66	119.70
34	BA	559	C	OP1-P-OP2	-17.44	93.44	119.60
38	BE	183	C	C6-N1-C1'	-17.44	99.88	120.80
85	AA	837	C	P-O3'-C3'	17.38	140.56	119.70
38	BE	103	C	P-O3'-C3'	17.37	140.55	119.70
35	BB	14	C	C6-N1-C2	-17.36	113.36	120.30
34	BA	800	G	C6-N1-C2	-17.34	114.69	125.10
34	BA	1724	G	C4-N9-C1'	-17.34	103.95	126.50
41	BH	48	G	P-O3'-C3'	17.34	140.50	119.70
34	BA	501	U	O4'-C1'-N1	17.33	122.06	108.20
34	BA	745	A	N1-C6-N6	-17.31	108.21	118.60
34	BA	1330	G	P-O3'-C3'	17.31	140.47	119.70
34	BA	1699	A	O4'-C1'-N9	17.30	122.04	108.20
35	BB	897	C	C6-N1-C2	-17.29	113.38	120.30
35	BB	683	U	C2-N3-C4	-17.28	116.63	127.00
41	BH	101	A	P-O5'-C5'	17.27	148.53	120.90
34	BA	281	C	P-O3'-C3'	17.27	140.42	119.70
85	AA	1789	C	P-O3'-C3'	17.26	140.41	119.70

Continued on next page...

Continued from previous page...

Mol	Chain	Res	Type	Atoms	Z	Observed(°)	Ideal(°)
85	AA	1604	A	P-O3'-C3'	17.23	140.38	119.70
40	BG	150	A	N1-C6-N6	17.22	128.93	118.60
38	BE	25	U	C2-N3-C4	-17.21	116.67	127.00
35	BB	25	A	N1-C6-N6	-17.18	108.29	118.60
85	AA	654	A	C5-C6-N6	17.13	137.41	123.70
35	BB	561	C	O4'-C1'-N1	17.12	121.90	108.20
34	BA	289	A	C4-C5-C6	-17.11	108.44	117.00
35	BB	1490	G	O4'-C1'-N9	17.11	121.89	108.20
34	BA	89	G	P-O3'-C3'	17.10	140.22	119.70
35	BB	1502	U	P-O3'-C3'	17.10	140.22	119.70
34	BA	1475	G	P-O3'-C3'	17.10	140.22	119.70
36	BC	31	A	O4'-C1'-N9	17.09	121.88	108.20
34	BA	122	U	C2-N3-C4	-17.09	116.75	127.00
85	AA	466	A	N3-C4-N9	-17.06	113.75	127.40
37	BD	48	G	C8-N9-C4	17.05	113.22	106.40
34	BA	1149	C	C6-N1-C2	-17.04	113.48	120.30
85	AA	556	C	C6-N1-C2	-17.01	113.49	120.30
85	AA	414	C	C6-N1-C2	-17.00	113.50	120.30
85	AA	509	C	P-O3'-C3'	16.99	140.09	119.70
36	BC	131	C	P-O5'-C5'	16.98	148.07	120.90
41	BH	72	G	P-O3'-C3'	16.98	140.08	119.70
34	BA	1656	A	C5-C6-N6	-16.98	110.12	123.70
34	BA	1282	G	C5-C6-O6	-16.95	118.43	128.60
34	BA	765	U	O4'-C1'-N1	16.95	121.76	108.20
34	BA	84	U	P-O3'-C3'	16.94	140.03	119.70
34	BA	1809	G	O4'-C1'-N9	16.94	121.75	108.20
34	BA	1506	C	P-O5'-C5'	16.93	147.99	120.90
41	BH	33	G	C5-C6-O6	-16.93	118.44	128.60
34	BA	1809	G	C1'-O4'-C4'	-16.91	96.37	109.90
35	BB	899	C	C6-N1-C2	-16.91	113.54	120.30
34	BA	1211	G	C8-N9-C4	-16.89	99.64	106.40
85	AA	115	U	C2-N3-C4	-16.88	116.87	127.00
40	BG	57	A	N1-C6-N6	16.87	128.72	118.60
34	BA	174	A	P-O3'-C3'	16.86	139.93	119.70
35	BB	784	C	P-O5'-C5'	16.84	147.84	120.90
85	AA	1691	U	P-O3'-C3'	16.83	139.90	119.70
85	AA	606	A	P-O3'-C3'	16.83	139.89	119.70
35	BB	868	C	C6-N1-C2	-16.82	113.57	120.30
85	AA	1455	C	P-O3'-C3'	-16.80	99.54	119.70
34	BA	1832	A	P-O5'-C5'	16.80	147.78	120.90
34	BA	597	C	P-O5'-C5'	16.80	147.78	120.90
38	BE	31	A	C5'-C4'-C3'	-16.79	89.14	116.00

Continued on next page...

Continued from previous page...

Mol	Chain	Res	Type	Atoms	Z	Observed(°)	Ideal(°)
35	BB	641	C	P-O5'-C5'	16.78	147.75	120.90
34	BA	1636	C	P-O3'-C3'	16.77	139.83	119.70
38	BE	127	G	C4-N9-C1'	-16.74	104.73	126.50
34	BA	316	G	P-O5'-C5'	16.74	147.68	120.90
35	BB	870	C	P-O5'-C5'	16.73	147.67	120.90
85	AA	2058	C	C6-N1-C2	-16.73	113.61	120.30
85	AA	1134	G	C5-C6-O6	-16.72	118.57	128.60
38	BE	133	C	P-O3'-C3'	16.71	139.75	119.70
85	AA	603	C	P-O3'-C3'	16.71	139.76	119.70
85	AA	454	G	P-O3'-C3'	16.71	139.75	119.70
35	BB	1498	G	P-O3'-C3'	16.70	139.74	119.70
34	BA	141	G	N3-C2-N2	-16.69	108.22	119.90
85	AA	1421	U	P-O3'-C3'	16.68	139.71	119.70
39	BF	32	G	C5'-C4'-C3'	-16.68	89.32	116.00
85	AA	1271	U	P-O3'-C3'	16.67	139.70	119.70
85	AA	1107	A	P-O5'-C5'	16.66	147.55	120.90
41	BH	99	G	N1-C6-O6	-16.65	109.91	119.90
35	BB	1506	C	C6-N1-C2	-16.65	113.64	120.30
34	BA	1487	U	P-O3'-C3'	16.64	139.67	119.70
36	BC	125	A	P-O5'-C5'	16.62	147.49	120.90
34	BA	1696	G	P-O3'-C3'	16.61	139.64	119.70
35	BB	839	G	P-O5'-C5'	16.60	147.46	120.90
85	AA	1466	U	P-O3'-C3'	16.60	139.62	119.70
85	AA	136	U	P-O5'-C5'	16.59	147.44	120.90
35	BB	799	A	P-O3'-C3'	16.57	139.59	119.70
85	AA	862	U	C2-N1-C1'	-16.55	97.84	117.70
34	BA	312	U	C2-N3-C4	-16.55	117.07	127.00
36	BC	10	C	O4'-C1'-N1	16.52	121.42	108.20
34	BA	1319	A	P-O3'-C3'	16.48	139.48	119.70
34	BA	56	G	P-O3'-C3'	16.48	139.47	119.70
34	BA	1697	U	P-O3'-C3'	16.48	139.47	119.70
35	BB	1445	A	N1-C6-N6	-16.48	108.71	118.60
38	BE	190	U	P-O3'-C3'	16.44	139.43	119.70
34	BA	780	U	O4'-C1'-N1	16.40	121.32	108.20
38	BE	108	U	C5'-C4'-C3'	16.40	142.24	116.00
38	BE	117	A	N1-C2-N3	-16.39	121.10	129.30
34	BA	1443	U	P-O3'-C3'	16.38	139.35	119.70
35	BB	3	C	C6-N1-C2	-16.35	113.76	120.30
39	BF	33	C	P-O3'-C3'	16.33	139.30	119.70
34	BA	848	U	P-O3'-C3'	16.33	139.30	119.70
34	BA	1639	U	C6-N1-C2	-16.33	111.20	121.00
85	AA	860	C	C2-N1-C1'	-16.33	100.84	118.80

Continued on next page...

Continued from previous page...

Mol	Chain	Res	Type	Atoms	Z	Observed(°)	Ideal(°)
35	BB	818	U	P-O3'-C3'	16.33	139.29	119.70
34	BA	91	C	C1'-O4'-C4'	-16.32	96.85	109.90
41	BH	33	G	N1-C6-O6	16.32	129.69	119.90
85	AA	1789	C	C5'-C4'-C3'	16.32	142.11	116.00
38	BE	9	C	P-O3'-C3'	16.32	139.28	119.70
86	AB	3	C	O4'-C1'-N1	16.32	121.25	108.20
85	AA	617	C	C6-N1-C2	-16.30	113.78	120.30
34	BA	813	C	C6-N1-C1'	16.30	140.36	120.80
35	BB	1102	U	O4'-C1'-N1	16.30	121.24	108.20
35	BB	1063	C	P-O3'-C3'	16.30	139.26	119.70
34	BA	685	C	P-O3'-C3'	-16.29	100.16	119.70
37	BD	70	C	C6-N1-C2	-16.27	113.79	120.30
35	BB	995	C	P-O5'-C5'	16.26	146.92	120.90
41	BH	85	C	P-O3'-C3'	16.26	139.21	119.70
85	AA	2004	U	P-O3'-C3'	16.26	139.21	119.70
34	BA	279	U	P-O3'-C3'	16.25	139.21	119.70
35	BB	981	A	P-O3'-C3'	16.24	139.19	119.70
39	BF	39	C	C6-N1-C2	-16.24	113.81	120.30
64	Be	70	ARG	NE-CZ-NH1	16.23	128.42	120.30
34	BA	743	A	N1-C6-N6	16.22	128.33	118.60
85	AA	1110	A	P-O5'-C5'	16.20	146.82	120.90
35	BB	472	C	C6-N1-C2	-16.18	113.83	120.30
35	BB	768	A	O4'-C1'-N9	16.18	121.15	108.20
85	AA	267	U	O4'-C1'-N1	16.18	121.14	108.20
38	BE	135	A	P-O3'-C3'	16.16	139.09	119.70
41	BH	102	C	O3'-P-O5'	16.15	134.68	104.00
37	BD	88	U	O4'-C1'-N1	16.14	121.11	108.20
35	BB	905	C	P-O3'-C3'	16.14	139.07	119.70
85	AA	360	C	P-O5'-C5'	16.13	146.71	120.90
34	BA	516	U	C5'-C4'-C3'	16.12	141.79	116.00
34	BA	1656	A	N1-C6-N6	16.12	128.27	118.60
85	AA	181	A	P-O3'-C3'	16.11	139.04	119.70
34	BA	156	U	P-O3'-C3'	16.08	139.00	119.70
85	AA	330	C	C2-N1-C1'	16.07	136.47	118.80
34	BA	1735	G	C5-C6-O6	-16.05	118.97	128.60
85	AA	1495	G	P-O5'-C5'	16.04	146.56	120.90
85	AA	1168	C	C6-N1-C2	-16.04	113.89	120.30
85	AA	1153	G	C5-C6-O6	-16.03	118.98	128.60
39	BF	21	C	P-O3'-C3'	-16.03	100.47	119.70
34	BA	1414	C	C6-N1-C2	-16.02	113.89	120.30
35	BB	1202	G	C5'-C4'-O4'	16.02	128.32	109.10
35	BB	4	C	P-O3'-C3'	16.01	138.91	119.70

Continued on next page...

Continued from previous page...

Mol	Chain	Res	Type	Atoms	Z	Observed(°)	Ideal(°)
41	BH	99	G	C5-C6-O6	16.01	138.21	128.60
35	BB	1423	U	O4'-C1'-N1	16.00	121.00	108.20
37	BD	88	U	C1'-O4'-C4'	-15.98	97.11	109.90
86	AB	4	C	P-O3'-C3'	15.98	138.88	119.70
85	AA	913	U	P-O5'-C5'	15.98	146.47	120.90
85	AA	1211	C	P-O3'-C3'	-15.96	100.55	119.70
34	BA	214	A	C8-N9-C4	15.95	112.18	105.80
85	AA	708	G	P-O3'-C3'	15.95	138.84	119.70
34	BA	594	G	O4'-C1'-N9	15.93	120.94	108.20
40	BG	169	A	P-O3'-C3'	15.92	138.80	119.70
35	BB	822	G	C8-N9-C4	-15.90	100.04	106.40
38	BE	31	A	P-O5'-C5'	15.89	146.33	120.90
85	AA	1458	G	C5-C6-O6	15.89	138.14	128.60
40	BG	85	C	P-O3'-C3'	15.89	138.77	119.70
85	AA	760	U	O4'-C1'-N1	15.87	120.90	108.20
85	AA	895	C	O4'-C1'-N1	15.86	120.89	108.20
38	BE	127	G	N1-C6-O6	-15.86	110.39	119.90
34	BA	1614	G	C5-C6-O6	-15.85	119.09	128.60
34	BA	574	U	P-O3'-C3'	15.84	138.71	119.70
85	AA	117	C	C6-N1-C2	-15.84	113.96	120.30
85	AA	1562	U	P-O3'-C3'	15.84	138.71	119.70
36	BC	33	U	O4'-C1'-N1	15.84	120.87	108.20
35	BB	22	A	N1-C6-N6	-15.83	109.10	118.60
38	BE	207	G	C5-C6-O6	-15.82	119.11	128.60
34	BA	888	G	P-O5'-C5'	15.80	146.19	120.90
85	AA	830	A	P-O3'-C3'	15.77	138.62	119.70
85	AA	2063	C	P-O5'-C5'	15.77	146.12	120.90
85	AA	192	G	P-O3'-C3'	15.73	138.58	119.70
34	BA	740	A	C6-N1-C2	-15.72	109.17	118.60
85	AA	685	U	C6-N1-C2	-15.72	111.57	121.00
35	BB	878	G	P-O5'-C5'	15.71	146.04	120.90
35	BB	1507	U	O4'-C1'-N1	15.71	120.77	108.20
40	BG	171	A	O4'-C1'-N9	15.72	120.77	108.20
36	BC	38	U	C2-N3-C4	-15.70	117.58	127.00
35	BB	976	U	P-O3'-C3'	15.70	138.54	119.70
34	BA	3	G	C8-N9-C1'	15.70	147.41	127.00
38	BE	16	C	P-O5'-C5'	15.70	146.02	120.90
34	BA	743	A	C5-N7-C8	15.68	111.74	103.90
34	BA	568	G	P-O3'-C3'	15.67	138.51	119.70
34	BA	1485	U	P-O3'-C3'	15.67	138.51	119.70
34	BA	164	C	O4'-C1'-N1	15.64	120.72	108.20
34	BA	187	G	P-O3'-C3'	15.64	138.47	119.70

Continued on next page...

Continued from previous page...

Mol	Chain	Res	Type	Atoms	Z	Observed(°)	Ideal(°)
85	AA	809	A	P-O5'-C5'	15.63	145.91	120.90
34	BA	1822	U	C2-N3-C4	-15.63	117.62	127.00
35	BB	685	G	P-O3'-C3'	15.63	138.45	119.70
34	BA	281	C	C6-N1-C2	-15.60	114.06	120.30
85	AA	821	U	C6-N1-C2	-15.59	111.64	121.00
34	BA	546	U	P-O3'-C3'	15.58	138.40	119.70
34	BA	209	A	C8-N9-C4	-15.58	99.57	105.80
85	AA	1662	U	P-O3'-C3'	15.56	138.37	119.70
34	BA	1795	A	P-O3'-C3'	15.55	138.36	119.70
37	BD	21	G	P-O3'-C3'	15.55	138.36	119.70
85	AA	1000	U	C2-N3-C4	-15.55	117.67	127.00
35	BB	901	U	O4'-C1'-N1	15.54	120.63	108.20
85	AA	1526	G	P-O3'-C3'	15.54	138.35	119.70
85	AA	1367	C	O4'-C1'-N1	15.54	120.63	108.20
35	BB	23	U	C2-N3-C4	-15.54	117.68	127.00
34	BA	372	U	C2-N1-C1'	-15.53	99.06	117.70
36	BC	13	U	C2-N3-C4	-15.53	117.68	127.00
36	BC	139	A	P-O3'-C3'	15.53	138.34	119.70
41	BH	81	U	P-O3'-C3'	15.52	138.32	119.70
35	BB	1231	U	P-O3'-C3'	15.52	138.32	119.70
85	AA	65	A	C5'-C4'-C3'	15.51	140.82	116.00
85	AA	1368	G	P-O5'-C5'	15.51	145.72	120.90
35	BB	1308	G	P-O3'-C3'	15.51	138.31	119.70
85	AA	488	G	P-O3'-C3'	15.48	138.27	119.70
40	BG	181	C	O4'-C1'-N1	15.45	120.56	108.20
34	BA	664	C	C6-N1-C2	-15.45	114.12	120.30
85	AA	504	U	P-O3'-C3'	15.43	138.22	119.70
85	AA	2127	G	C5-C6-O6	-15.43	119.34	128.60
85	AA	884	A	N1-C6-N6	-15.42	109.35	118.60
34	BA	185	A	P-O5'-C5'	15.40	145.55	120.90
85	AA	773	G	C5-C6-O6	-15.40	119.36	128.60
85	AA	174	U	P-O3'-C3'	15.39	138.16	119.70
34	BA	862	C	OP1-P-O3'	15.37	139.02	105.20
85	AA	2225	G	C5-C6-O6	-15.36	119.38	128.60
35	BB	1059	U	C2-N3-C4	-15.35	117.79	127.00
85	AA	1964	A	O4'-C1'-N9	15.32	120.46	108.20
34	BA	401	A	N1-C6-N6	-15.32	109.41	118.60
40	BG	174	G	C5-C6-O6	-15.32	119.41	128.60
85	AA	1116	G	N1-C6-O6	-15.31	110.71	119.90
34	BA	875	G	P-O5'-C5'	15.30	145.39	120.90
85	AA	150	U	C6-N1-C2	-15.30	111.82	121.00
35	BB	578	G	C5-C6-O6	-15.28	119.43	128.60

Continued on next page...

Continued from previous page...

Mol	Chain	Res	Type	Atoms	Z	Observed(°)	Ideal(°)
85	AA	1921	G	P-O5'-C5'	-15.28	96.46	120.90
41	BH	58	C	P-O3'-C3'	15.27	138.03	119.70
34	BA	692	U	P-O5'-C5'	15.26	145.31	120.90
36	BC	113	G	P-O5'-C5'	15.25	145.30	120.90
85	AA	286	C	C6-N1-C2	-15.24	114.20	120.30
35	BB	29	C	P-O3'-C3'	15.22	137.96	119.70
40	BG	113	G	P-O3'-C3'	15.21	137.95	119.70
34	BA	246	G	P-O3'-C3'	15.20	137.94	119.70
34	BA	1619	U	P-O3'-C3'	15.17	137.91	119.70
39	BF	63	U	P-O3'-C3'	15.16	137.89	119.70
35	BB	561	C	N3-C4-N4	15.16	128.61	118.00
34	BA	1723	U	O4'-C1'-N1	15.15	120.32	108.20
34	BA	1112	U	C2-N3-C4	-15.14	117.92	127.00
37	BD	93	G	N1-C6-O6	-15.14	110.82	119.90
85	AA	265	A	P-O3'-C3'	15.11	137.83	119.70
36	BC	108	A	P-O5'-C5'	15.10	145.06	120.90
34	BA	1138	C	C6-N1-C2	-15.10	114.26	120.30
85	AA	1533	C	C6-N1-C2	-15.10	114.26	120.30
85	AA	603	C	P-O5'-C5'	15.09	145.03	120.90
35	BB	314	A	P-O3'-C3'	15.06	137.78	119.70
34	BA	801	U	P-O5'-C5'	15.05	144.99	120.90
38	BE	24	G	O5'-P-OP2	-15.05	92.15	105.70
65	Bf	157	TRP	CB-CG-CD2	-15.05	107.03	126.60
41	BH	101	A	O5'-P-OP2	-15.05	92.16	105.70
34	BA	1790	U	P-O5'-C5'	15.04	144.97	120.90
34	BA	1626	U	C6-N1-C2	-15.04	111.98	121.00
35	BB	1044	U	P-O3'-C3'	15.04	137.75	119.70
85	AA	1735	U	C6-N1-C2	-15.03	111.98	121.00
85	AA	1235	G	C5-C6-O6	-15.03	119.58	128.60
85	AA	1275	A	P-O5'-C5'	15.03	144.94	120.90
77	Br	217	ARG	NE-CZ-NH1	15.02	127.81	120.30
85	AA	682	C	P-O3'-C3'	15.01	137.71	119.70
37	BD	94	C	C6-N1-C2	-15.01	114.30	120.30
39	BF	11	C	P-O3'-C3'	15.01	137.71	119.70
41	BH	104	U	C2-N3-C4	-15.01	118.00	127.00
35	BB	653	G	O4'-C1'-N9	15.00	120.20	108.20
35	BB	261	C	P-O3'-C3'	15.00	137.70	119.70
35	BB	1534	U	C2-N3-C4	-14.99	118.00	127.00
35	BB	431	U	C2-N1-C1'	-14.99	99.71	117.70
85	AA	1795	C	C6-N1-C2	-14.98	114.31	120.30
85	AA	252	G	P-O3'-C3'	14.98	137.67	119.70
85	AA	1896	G	P-O3'-C3'	14.96	137.66	119.70

Continued on next page...

Continued from previous page...

Mol	Chain	Res	Type	Atoms	Z	Observed(°)	Ideal(°)
85	AA	267	U	P-O5'-C5'	14.96	144.84	120.90
34	BA	1732	A	C8-N9-C4	-14.96	99.82	105.80
35	BB	896	C	P-O3'-C3'	14.95	137.64	119.70
40	BG	150	A	C5-C6-N6	-14.94	111.75	123.70
40	BG	172	C	C2-N3-C4	-14.94	112.43	119.90
35	BB	975	G	P-O5'-C5'	14.93	144.79	120.90
41	BH	128	G	N1-C6-O6	14.93	128.86	119.90
85	AA	196	U	C2-N3-C4	-14.93	118.04	127.00
34	BA	800	G	C8-N9-C4	-14.91	100.43	106.40
34	BA	117	C	O4'-C1'-N1	14.91	120.13	108.20
34	BA	547	C	C4'-C3'-C2'	-14.91	87.69	102.60
35	BB	147	C	P-O3'-C3'	14.90	137.58	119.70
35	BB	1454	G	N1-C6-O6	14.90	128.84	119.90
85	AA	1921	G	C5'-C4'-O4'	-14.89	91.23	109.10
35	BB	816	U	C2-N3-C4	-14.88	118.07	127.00
66	Bg	96	PHE	CB-CG-CD2	-14.88	110.38	120.80
85	AA	859	G	C4-N9-C1'	-14.88	107.16	126.50
85	AA	1237	A	O4'-C1'-N9	14.87	120.10	108.20
85	AA	251	A	O4'-C1'-N9	14.87	120.10	108.20
85	AA	76	G	P-O3'-C3'	-14.87	101.86	119.70
37	BD	64	A	P-O5'-C5'	14.86	144.67	120.90
34	BA	1801	G	C5'-C4'-C3'	14.85	139.76	116.00
85	AA	1209	U	P-O5'-C5'	14.85	144.66	120.90
34	BA	1295	U	C5'-C4'-C3'	14.84	139.75	116.00
35	BB	561	C	C5-C4-N4	-14.84	109.81	120.20
38	BE	117	A	N9-C4-C5	-14.82	99.87	105.80
35	BB	68	G	P-O3'-C3'	14.82	137.48	119.70
34	BA	240	C	C6-N1-C2	-14.81	114.37	120.30
35	BB	778	A	C5'-C4'-C3'	-14.81	92.31	116.00
85	AA	1153	G	N1-C6-O6	14.80	128.78	119.90
38	BE	1	U	C2-N3-C4	-14.79	118.13	127.00
34	BA	1303	U	C2-N3-C4	-14.78	118.13	127.00
34	BA	1477	C	C1'-O4'-C4'	-14.78	98.07	109.90
85	AA	100	A	P-O5'-C5'	14.78	144.54	120.90
38	BE	100	U	O4'-C1'-N1	14.77	120.02	108.20
85	AA	743	C	P-O3'-C3'	14.77	137.43	119.70
34	BA	579	U	P-O3'-C3'	14.76	137.42	119.70
36	BC	116	C	P-O3'-C3'	14.76	137.41	119.70
85	AA	252	G	C5-C6-O6	-14.76	119.74	128.60
34	BA	471	U	N1-C2-O2	-14.76	112.47	122.80
34	BA	757	G	P-O3'-C3'	-14.76	101.99	119.70
34	BA	774	A	P-O5'-C5'	14.76	144.51	120.90

Continued on next page...

Continued from previous page...

Mol	Chain	Res	Type	Atoms	Z	Observed(°)	Ideal(°)
85	AA	1057	G	P-O3'-C3'	14.75	137.40	119.70
85	AA	1235	G	C6-N1-C2	-14.74	116.25	125.10
35	BB	651	G	P-O3'-C3'	14.74	137.38	119.70
35	BB	1464	G	N1-C6-O6	-14.74	111.06	119.90
34	BA	230	A	C5'-C4'-C3'	14.73	139.57	116.00
35	BB	973	G	P-O3'-C3'	14.73	137.38	119.70
35	BB	1024	G	C8-N9-C4	-14.73	100.51	106.40
85	AA	2218	G	C5'-C4'-C3'	14.73	139.56	116.00
85	AA	179	G	C5-C6-O6	-14.73	119.76	128.60
85	AA	1362	A	C5'-C4'-C3'	14.72	139.56	116.00
34	BA	865	C	O5'-P-OP2	-14.72	92.45	105.70
34	BA	593	G	P-O5'-C5'	14.72	144.45	120.90
85	AA	900	G	P-O3'-C3'	14.72	137.36	119.70
35	BB	1199	A	N1-C6-N6	-14.71	109.78	118.60
35	BB	1490	G	O4'-C4'-C3'	-14.70	89.30	104.00
85	AA	630	A	P-O3'-C3'	14.69	137.33	119.70
85	AA	374	C	O4'-C1'-N1	14.68	119.94	108.20
34	BA	587	U	C5'-C4'-C3'	-14.67	92.53	116.00
40	BG	169	A	O4'-C1'-N9	14.67	119.94	108.20
35	BB	764	C	C6-N1-C2	-14.66	114.44	120.30
85	AA	2119	C	C2-N3-C4	-14.65	112.58	119.90
85	AA	1016	G	P-O3'-C3'	14.59	137.21	119.70
34	BA	138	C	C6-N1-C2	-14.57	114.47	120.30
85	AA	469	G	C6-N1-C2	14.57	133.84	125.10
41	BH	47	G	N1-C6-O6	-14.57	111.16	119.90
85	AA	381	A	C5-C6-N6	14.56	135.35	123.70
85	AA	894	A	O4'-C1'-N9	14.56	119.85	108.20
34	BA	1724	G	N1-C6-O6	-14.56	111.17	119.90
85	AA	1465	C	C6-N1-C2	-14.55	114.48	120.30
35	BB	657	A	N1-C6-N6	-14.55	109.87	118.60
85	AA	2249	U	O4'-C1'-N1	14.54	119.83	108.20
41	BH	128	G	C8-N9-C4	14.53	112.21	106.40
85	AA	1035	C	O4'-C1'-N1	14.53	119.82	108.20
37	BD	84	U	C6-N1-C2	-14.52	112.29	121.00
34	BA	793	A	P-O5'-C5'	14.52	144.12	120.90
82	Bw	62	ARG	NE-CZ-NH1	14.50	127.55	120.30
34	BA	706	C	C6-N1-C2	-14.49	114.50	120.30
85	AA	997	U	C2-N3-C4	-14.48	118.31	127.00
85	AA	2121	G	C8-N9-C4	-14.47	100.61	106.40
34	BA	548	G	P-O5'-C5'	14.46	144.03	120.90
65	Bf	391	ARG	NE-CZ-NH1	14.46	127.53	120.30
34	BA	780	U	P-O5'-C5'	14.46	144.03	120.90

Continued on next page...

Continued from previous page...

Mol	Chain	Res	Type	Atoms	Z	Observed(°)	Ideal(°)
41	BH	31	A	C5'-C4'-C3'	14.44	139.11	116.00
85	AA	599	C	P-O3'-C3'	14.44	137.02	119.70
85	AA	1989	A	P-O3'-C3'	14.43	137.02	119.70
49	BP	46	MET	CG-SD-CE	-14.42	77.12	100.20
34	BA	813	C	C2-N1-C1'	-14.41	102.94	118.80
34	BA	1425	G	O4'-C1'-N9	14.41	119.73	108.20
40	BG	16	G	N1-C6-O6	-14.41	111.25	119.90
38	BE	108	U	O4'-C1'-N1	14.41	119.73	108.20
41	BH	33	G	P-O3'-C3'	14.39	136.97	119.70
41	BH	32	U	C5'-C4'-C3'	-14.39	92.98	116.00
35	BB	957	A	P-O3'-C3'	14.38	136.96	119.70
36	BC	23	G	N1-C6-O6	-14.39	111.27	119.90
38	BE	25	U	P-O5'-C5'	14.38	143.91	120.90
85	AA	1860	A	P-O3'-C3'	14.38	136.96	119.70
36	BC	100	U	C2-N3-C4	-14.37	118.38	127.00
34	BA	690	G	P-O3'-C3'	14.37	136.94	119.70
54	BU	7	TYR	CB-CG-CD1	14.36	129.62	121.00
85	AA	1493	A	C4'-C3'-C2'	-14.36	88.24	102.60
85	AA	1923	A	C1'-O4'-C4'	-14.36	98.41	109.90
34	BA	1299	G	C8-N9-C1'	14.35	145.66	127.00
35	BB	68	G	C5-C6-O6	-14.35	119.99	128.60
40	BG	174	G	N1-C6-O6	14.35	128.51	119.90
34	BA	433	G	C5'-C4'-C3'	14.34	138.94	116.00
40	BG	84	U	C2-N3-C4	-14.34	118.40	127.00
34	BA	449	G	C4-N9-C1'	-14.33	107.87	126.50
85	AA	1539	A	P-O3'-C3'	14.33	136.90	119.70
85	AA	1960	C	C6-N1-C2	-14.32	114.57	120.30
35	BB	838	G	O5'-P-OP1	-14.31	92.82	105.70
85	AA	1718	C	P-O3'-C3'	14.31	136.87	119.70
85	AA	2107	C	C6-N1-C2	-14.30	114.58	120.30
34	BA	3	G	C4-N9-C1'	-14.30	107.91	126.50
41	BH	75	G	C5-C6-O6	-14.30	120.02	128.60
85	AA	26	A	P-O5'-C5'	14.30	143.78	120.90
35	BB	1436	U	P-O3'-C3'	14.30	136.85	119.70
35	BB	132	G	P-O3'-C3'	14.29	136.85	119.70
85	AA	745	C	P-O5'-C5'	14.29	143.76	120.90
85	AA	171	U	C6-N1-C2	-14.27	112.44	121.00
34	BA	1846	G	C6-N1-C2	-14.26	116.54	125.10
85	AA	895	C	C1'-O4'-C4'	-14.26	98.49	109.90
85	AA	766	G	C5'-C4'-C3'	-14.25	93.20	116.00
34	BA	570	G	O4'-C1'-N9	14.24	119.59	108.20
35	BB	1152	U	C2-N3-C4	-14.24	118.46	127.00

Continued on next page...

Continued from previous page...

Mol	Chain	Res	Type	Atoms	Z	Observed(°)	Ideal(°)
85	AA	611	G	C5-C6-O6	-14.23	120.06	128.60
85	AA	1921	G	C8-N9-C1'	14.23	145.50	127.00
85	AA	1447	U	P-O3'-C3'	14.23	136.77	119.70
36	BC	33	U	P-O3'-C3'	14.22	136.77	119.70
34	BA	231	U	O3'-P-O5'	14.22	131.01	104.00
35	BB	995	C	P-O3'-C3'	14.22	136.76	119.70
34	BA	222	C	C6-N1-C1'	14.21	137.85	120.80
34	BA	1477	C	O4'-C1'-N1	14.21	119.56	108.20
40	BG	163	G	C5-C6-O6	-14.19	120.09	128.60
34	BA	1305	A	N1-C6-N6	-14.18	110.09	118.60
34	BA	858	C	C6-N1-C2	-14.18	114.63	120.30
85	AA	108	C	O4'-C1'-N1	14.18	119.54	108.20
85	AA	1978	G	N1-C6-O6	14.18	128.41	119.90
34	BA	871	G	O4'-C1'-N9	14.17	119.54	108.20
34	BA	896	U	C4'-C3'-C2'	-14.17	88.43	102.60
38	BE	20	C	C1'-O4'-C4'	-14.16	98.57	109.90
34	BA	1486	U	C2-N1-C1'	-14.16	100.71	117.70
40	BG	122	G	C5-C6-O6	-14.15	120.11	128.60
34	BA	513	U	N3-C2-O2	-14.14	112.30	122.20
34	BA	515	U	P-O5'-C5'	14.14	143.52	120.90
34	BA	1200	U	O4'-C1'-N1	14.13	119.51	108.20
34	BA	1299	G	C4-N9-C1'	-14.13	108.13	126.50
85	AA	1797	U	C2-N3-C4	-14.13	118.52	127.00
34	BA	215	C	C6-N1-C2	-14.12	114.65	120.30
38	BE	155	C	O4'-C1'-N1	14.12	119.49	108.20
38	BE	170	U	P-O3'-C3'	-14.12	102.76	119.70
38	BE	91	G	C4-N9-C1'	-14.11	108.15	126.50
38	BE	111	C	P-O3'-C3'	14.11	136.63	119.70
34	BA	484	A	P-O3'-C3'	14.10	136.62	119.70
85	AA	861	G	P-O3'-C3'	14.10	136.62	119.70
35	BB	802	G	O4'-C1'-N9	14.10	119.48	108.20
34	BA	683	C	C6-N1-C2	-14.09	114.66	120.30
36	BC	110	A	P-O3'-C3'	14.09	136.60	119.70
38	BE	202	C	O4'-C1'-N1	14.09	119.47	108.20
34	BA	211	C	C6-N1-C2	-14.09	114.67	120.30
34	BA	546	U	P-O5'-C5'	14.08	143.43	120.90
38	BE	117	A	C8-N9-C1'	-14.08	102.35	127.70
38	BE	107	U	C5'-C4'-C3'	-14.08	93.47	116.00
38	BE	207	G	N1-C6-O6	14.07	128.34	119.90
85	AA	1235	G	N1-C6-O6	14.07	128.34	119.90
35	BB	1201	G	C4'-C3'-C2'	-14.06	88.54	102.60
34	BA	1318	G	O4'-C1'-N9	14.06	119.45	108.20

Continued on next page...

Continued from previous page...

Mol	Chain	Res	Type	Atoms	Z	Observed(°)	Ideal(°)
85	AA	269	G	P-O5'-C5'	14.06	143.40	120.90
85	AA	1373	U	C6-N1-C2	-14.06	112.56	121.00
85	AA	1644	G	C8-N9-C4	-14.06	100.78	106.40
85	AA	1959	G	C5-C6-O6	-14.06	120.17	128.60
85	AA	1466	U	C5'-C4'-C3'	14.06	138.49	116.00
36	BC	33	U	C5'-C4'-C3'	-14.05	93.52	116.00
38	BE	107	U	P-O5'-C5'	14.05	143.37	120.90
85	AA	65	A	P-O5'-C5'	14.05	143.37	120.90
35	BB	1251	G	C4-N9-C1'	-14.04	108.25	126.50
85	AA	1011	G	P-O3'-C3'	14.04	136.55	119.70
34	BA	1205	A	N1-C6-N6	-14.04	110.18	118.60
34	BA	847	U	O4'-C1'-N1	14.04	119.43	108.20
34	BA	205	G	C5-C6-O6	-14.03	120.18	128.60
35	BB	1283	C	C6-N1-C2	-14.03	114.69	120.30
85	AA	1238	U	C2-N3-C4	-14.03	118.58	127.00
40	BG	64	C	C6-N1-C2	-14.03	114.69	120.30
40	BG	78	C	C6-N1-C2	-14.02	114.69	120.30
40	BG	25	G	O4'-C1'-N9	14.01	119.41	108.20
85	AA	1473	U	P-O3'-C3'	14.01	136.51	119.70
39	BF	38	C	C6-N1-C2	-14.01	114.70	120.30
35	BB	1503	U	P-O3'-C3'	14.00	136.50	119.70
34	BA	1299	G	C4-C5-C6	-14.00	110.40	118.80
85	AA	314	C	P-O5'-C5'	14.00	143.30	120.90
34	BA	507	U	C5'-C4'-C3'	13.99	138.38	116.00
51	BR	56	ARG	NE-CZ-NH1	13.99	127.30	120.30
38	BE	208	G	P-O3'-C3'	13.98	136.48	119.70
38	BE	26	G	O5'-P-OP2	-13.98	93.12	105.70
34	BA	1565	U	C5'-C4'-C3'	13.97	138.36	116.00
34	BA	1816	G	C5-C6-O6	-13.97	120.22	128.60
85	AA	486	G	C4-N9-C1'	-13.96	108.35	126.50
85	AA	280	U	P-O3'-C3'	13.96	136.46	119.70
34	BA	1699	A	N1-C6-N6	-13.95	110.23	118.60
85	AA	1292	A	N1-C6-N6	13.95	126.97	118.60
85	AA	1701	G	N3-C2-N2	-13.95	110.13	119.90
34	BA	605	G	C6-N1-C2	-13.94	116.74	125.10
35	BB	529	A	N1-C6-N6	13.94	126.96	118.60
34	BA	472	G	C4-N9-C1'	13.94	144.62	126.50
85	AA	1535	C	O4'-C1'-N1	13.93	119.34	108.20
35	BB	60	A	P-O3'-C3'	13.93	136.41	119.70
34	BA	556	A	P-O3'-C3'	-13.92	103.00	119.70
34	BA	685	C	O4'-C1'-N1	13.92	119.33	108.20
34	BA	896	U	C6-N1-C1'	-13.91	101.73	121.20

Continued on next page...

Continued from previous page...

Mol	Chain	Res	Type	Atoms	Z	Observed(°)	Ideal(°)
85	AA	1894	G	C5-C6-O6	-13.90	120.26	128.60
34	BA	1566	G	C5-C6-O6	-13.89	120.26	128.60
38	BE	72	C	P-O5'-C5'	13.88	143.11	120.90
85	AA	1759	U	P-O3'-C3'	13.88	136.35	119.70
34	BA	665	C	C6-N1-C2	-13.87	114.75	120.30
34	BA	765	U	C6-N1-C2	-13.87	112.68	121.00
85	AA	388	G	P-O3'-C3'	13.87	136.34	119.70
35	BB	1512	C	O4'-C1'-N1	13.86	119.29	108.20
36	BC	84	U	P-O3'-C3'	13.85	136.32	119.70
34	BA	687	G	P-O3'-C3'	13.85	136.32	119.70
34	BA	238	C	C6-N1-C2	-13.85	114.76	120.30
36	BC	80	A	P-O3'-C3'	13.84	136.31	119.70
35	BB	2	C	O5'-C5'-C4'	-13.84	85.41	111.70
34	BA	618	G	C8-N9-C1'	13.83	144.98	127.00
34	BA	605	G	C5'-C4'-C3'	-13.83	93.88	116.00
34	BA	8	G	C4-N9-C1'	-13.82	108.53	126.50
34	BA	828	A	N1-C6-N6	-13.82	110.31	118.60
85	AA	25	C	P-O3'-C3'	13.82	136.28	119.70
85	AA	628	C	C6-N1-C2	-13.82	114.77	120.30
34	BA	1181	G	P-O5'-C5'	13.81	143.00	120.90
35	BB	1393	C	P-O3'-C3'	13.81	136.27	119.70
34	BA	756	A	P-O5'-C5'	13.81	142.99	120.90
86	AB	56	C	P-O3'-C3'	13.80	136.26	119.70
34	BA	866	C	O4'-C1'-N1	13.80	119.24	108.20
35	BB	622	G	C5-C6-O6	-13.80	120.32	128.60
34	BA	1200	U	P-O3'-C3'	13.79	136.25	119.70
40	BG	163	G	N1-C6-O6	13.79	128.17	119.90
41	BH	27	A	P-O3'-C3'	13.79	136.24	119.70
35	BB	824	C	O4'-C1'-N1	13.78	119.23	108.20
34	BA	488	C	P-O3'-C3'	13.77	136.23	119.70
85	AA	1654	G	C5-C6-O6	-13.77	120.34	128.60
34	BA	804	G	N1-C6-O6	-13.76	111.64	119.90
35	BB	1317	U	C2-N3-C4	-13.76	118.74	127.00
36	BC	86	U	O4'-C1'-N1	13.76	119.21	108.20
85	AA	1824	G	P-O3'-C3'	13.76	136.21	119.70
34	BA	1493	U	O4'-C1'-N1	13.75	119.20	108.20
85	AA	1355	U	C5'-C4'-C3'	13.74	137.99	116.00
85	AA	313	A	C4-C5-C6	-13.74	110.13	117.00
35	BB	878	G	C5'-C4'-C3'	13.74	137.98	116.00
34	BA	1282	G	N1-C6-O6	13.73	128.13	119.90
35	BB	798	A	N1-C6-N6	13.72	126.83	118.60
34	BA	796	G	C5-C6-O6	-13.72	120.37	128.60

Continued on next page...

Continued from previous page...

Mol	Chain	Res	Type	Atoms	Z	Observed(°)	Ideal(°)
35	BB	546	A	C5-C6-N6	-13.71	112.73	123.70
45	BL	56	ARG	NE-CZ-NH1	13.71	127.16	120.30
85	AA	985	G	C5'-C4'-C3'	-13.71	94.07	116.00
85	AA	1898	C	P-O3'-C3'	13.69	136.13	119.70
34	BA	1052	G	P-O3'-C3'	13.69	136.13	119.70
85	AA	2197	A	C5'-C4'-C3'	13.68	137.89	116.00
34	BA	1634	A	P-O3'-C3'	13.67	136.11	119.70
35	BB	380	G	P-O3'-C3'	13.67	136.10	119.70
85	AA	1976	G	C5'-C4'-C3'	-13.66	94.14	116.00
41	BH	116	A	P-O3'-C3'	13.65	136.08	119.70
34	BA	189	G	C5'-C4'-C3'	-13.65	94.16	116.00
85	AA	1440	C	P-O3'-C3'	13.63	136.06	119.70
35	BB	1532	C	C2-N1-C1'	-13.63	103.81	118.80
85	AA	185	A	P-O5'-C5'	13.63	142.70	120.90
85	AA	2001	C	P-O3'-C3'	13.63	136.06	119.70
34	BA	572	G	P-O3'-C3'	13.62	136.05	119.70
85	AA	273	C	C6-N1-C2	-13.62	114.85	120.30
85	AA	991	G	C5-C6-O6	-13.62	120.43	128.60
7	A6	163	PHE	CB-CG-CD2	-13.61	111.27	120.80
35	BB	54	U	C2-N3-C4	-13.61	118.83	127.00
37	BD	48	G	C5-C6-O6	-13.61	120.43	128.60
85	AA	755	G	C8-N9-C4	-13.60	100.96	106.40
35	BB	1202	G	C1'-O4'-C4'	-13.60	99.02	109.90
85	AA	924	A	C5'-C4'-C3'	-13.60	94.24	116.00
85	AA	1301	C	C2-N3-C4	-13.59	113.11	119.90
85	AA	1457	C	C6-N1-C2	-13.58	114.87	120.30
35	BB	964	G	C4-N9-C1'	-13.57	108.86	126.50
85	AA	1716	U	P-O3'-C3'	13.56	135.97	119.70
34	BA	930	A	N1-C6-N6	-13.56	110.47	118.60
38	BE	29	C	C6-N1-C2	-13.55	114.88	120.30
34	BA	800	G	C5-C6-O6	-13.55	120.47	128.60
34	BA	111	U	P-O3'-C3'	13.54	135.95	119.70
85	AA	859	G	C8-N9-C1'	13.54	144.61	127.00
85	AA	730	G	C6-N1-C2	-13.54	116.98	125.10
35	BB	1492	C	C6-N1-C1'	13.54	137.04	120.80
85	AA	58	C	P-O3'-C3'	13.53	135.94	119.70
85	AA	854	A	C5'-C4'-O4'	13.53	125.34	109.10
40	BG	13	A	P-O3'-C3'	13.53	135.93	119.70
34	BA	1440	C	C5'-C4'-C3'	-13.52	94.37	116.00
35	BB	1150	A	N1-C6-N6	-13.52	110.49	118.60
27	AT	111	ARG	NE-CZ-NH2	13.52	127.06	120.30
34	BA	334	G	N1-C6-O6	-13.52	111.79	119.90

Continued on next page...

Continued from previous page...

Mol	Chain	Res	Type	Atoms	Z	Observed(°)	Ideal(°)
40	BG	31	G	C5-C6-O6	-13.52	120.49	128.60
34	BA	429	G	C6-C5-N7	-13.51	122.30	130.40
35	BB	1359	G	C5-C6-O6	-13.51	120.50	128.60
34	BA	1676	A	P-O5'-C5'	13.50	142.50	120.90
34	BA	1055	U	C2-N3-C4	-13.50	118.90	127.00
34	BA	131	A	P-O3'-C3'	13.49	135.90	119.70
39	BF	16	C	P-O5'-C5'	13.49	142.49	120.90
34	BA	1217	A	P-O5'-C5'	13.49	142.49	120.90
37	BD	14	C	P-O5'-C5'	13.49	142.49	120.90
85	AA	1886	U	P-O3'-C3'	13.49	135.89	119.70
85	AA	165	C	P-O5'-C5'	-13.49	99.32	120.90
85	AA	930	G	C5-C6-O6	-13.48	120.51	128.60
85	AA	1022	G	P-O3'-C3'	13.48	135.88	119.70
85	AA	2117	U	C2-N3-C4	-13.48	118.91	127.00
34	BA	1561	C	O5'-P-OP1	-13.47	93.58	105.70
38	BE	108	U	O4'-C4'-C3'	-13.47	90.53	104.00
34	BA	1478	G	C5'-C4'-C3'	13.46	137.54	116.00
34	BA	572	G	C8-N9-C4	-13.46	101.02	106.40
34	BA	874	G	C5-C6-O6	-13.46	120.53	128.60
34	BA	1227	U	C5'-C4'-C3'	13.46	137.53	116.00
85	AA	740	A	N1-C6-N6	-13.45	110.53	118.60
38	BE	136	G	C5-C6-O6	-13.44	120.54	128.60
85	AA	23	G	P-O3'-C3'	13.44	135.83	119.70
85	AA	807	A	O4'-C1'-N9	13.44	118.95	108.20
41	BH	129	G	C5'-C4'-C3'	-13.43	94.51	116.00
34	BA	1003	A	C4'-C3'-C2'	13.42	116.02	102.60
85	AA	569	A	N1-C6-N6	-13.42	110.55	118.60
34	BA	1592	U	C5'-C4'-C3'	-13.42	94.53	116.00
85	AA	1482	C	C6-N1-C2	-13.42	114.93	120.30
85	AA	1756	C	C6-N1-C2	-13.41	114.94	120.30
34	BA	1735	G	N9-C4-C5	-13.39	100.04	105.40
85	AA	881	C	C6-N1-C2	-13.38	114.95	120.30
39	BF	51	C	C6-N1-C2	-13.38	114.95	120.30
34	BA	665	C	C6-N1-C1'	13.38	136.85	120.80
34	BA	674	G	C1'-O4'-C4'	-13.37	99.20	109.90
35	BB	487	A	C5'-C4'-C3'	13.37	137.40	116.00
34	BA	559	C	P-O3'-C3'	13.37	135.75	119.70
38	BE	195	G	C5-C6-N1	13.36	118.18	111.50
38	BE	147	G	C5-C6-O6	-13.36	120.59	128.60
38	BE	95	G	N1-C6-O6	-13.35	111.89	119.90
85	AA	1469	G	P-O3'-C3'	13.34	135.71	119.70
34	BA	548	G	C5'-C4'-C3'	13.33	137.33	116.00

Continued on next page...

Continued from previous page...

Mol	Chain	Res	Type	Atoms	Z	Observed(°)	Ideal(°)
85	AA	2234	C	P-O5'-C5'	13.33	142.22	120.90
35	BB	578	G	N1-C6-O6	13.32	127.89	119.90
34	BA	1538	G	O3'-P-O5'	13.32	129.31	104.00
35	BB	353	G	P-O3'-C3'	13.32	135.68	119.70
54	BU	7	TYR	CB-CG-CD2	-13.32	113.01	121.00
85	AA	1728	G	P-O3'-C3'	13.32	135.69	119.70
85	AA	2078	A	P-O3'-C3'	13.32	135.69	119.70
86	AB	56	C	C6-N1-C2	-13.32	114.97	120.30
57	BX	82	PHE	CB-CG-CD1	13.31	130.12	120.80
85	AA	179	G	N1-C6-O6	13.31	127.88	119.90
85	AA	1991	C	C6-N1-C2	-13.31	114.98	120.30
35	BB	837	A	P-O5'-C5'	13.30	142.18	120.90
38	BE	27	A	N1-C6-N6	13.30	126.58	118.60
39	BF	33	C	O3'-P-O5'	13.30	129.26	104.00
85	AA	2074	G	P-O3'-C3'	13.30	135.66	119.70
85	AA	805	A	O4'-C1'-N9	13.29	118.83	108.20
85	AA	569	A	O4'-C1'-N9	13.28	118.83	108.20
35	BB	1025	A	O4'-C1'-N9	13.28	118.82	108.20
34	BA	757	G	C3'-C2'-C1'	-13.28	90.88	101.50
85	AA	509	C	O4'-C1'-N1	13.28	118.82	108.20
34	BA	453	A	C5'-C4'-C3'	-13.26	94.78	116.00
34	BA	673	U	C5'-C4'-C3'	13.26	137.22	116.00
17	AI	104	TYR	CB-CG-CD2	-13.26	113.05	121.00
35	BB	1227	G	P-O3'-C3'	13.25	135.60	119.70
85	AA	308	U	P-O3'-C3'	-13.25	103.80	119.70
34	BA	777	C	P-O3'-C3'	13.25	135.59	119.70
41	BH	24	U	C1'-O4'-C4'	-13.24	99.31	109.90
37	BD	82	G	C4-N9-C1'	-13.24	109.28	126.50
85	AA	1878	C	C6-N1-C2	-13.24	115.00	120.30
34	BA	972	C	P-O3'-C3'	13.24	135.59	119.70
35	BB	1480	G	C4-N9-C1'	-13.24	109.29	126.50
35	BB	818	U	C2-N1-C1'	-13.23	101.82	117.70
34	BA	561	U	O3'-P-O5'	13.23	129.13	104.00
37	BD	87	G	C4-N9-C1'	-13.23	109.30	126.50
38	BE	104	G	O4'-C1'-N9	13.22	118.78	108.20
35	BB	405	U	C2-N3-C4	-13.21	119.07	127.00
40	BG	1	G	C5-C6-O6	-13.21	120.67	128.60
34	BA	83	G	O4'-C1'-N9	13.21	118.77	108.20
35	BB	1052	G	C5-C6-O6	-13.21	120.67	128.60
34	BA	1320	A	C4-C5-C6	-13.21	110.39	117.00
41	BH	28	U	C2-N3-C4	-13.21	119.07	127.00
36	BC	124	A	C5-C6-N6	-13.21	113.13	123.70

Continued on next page...

Continued from previous page...

Mol	Chain	Res	Type	Atoms	Z	Observed(°)	Ideal(°)
41	BH	30	C	C1'-O4'-C4'	-13.21	99.34	109.90
56	BW	44	TYR	CB-CG-CD2	-13.20	113.08	121.00
41	BH	113	G	C5-C6-O6	-13.20	120.68	128.60
85	AA	2150	G	C8-N9-C1'	13.19	144.15	127.00
38	BE	195	G	C6-N1-C2	-13.19	117.19	125.10
35	BB	1226	G	C5-C6-O6	-13.18	120.69	128.60
34	BA	674	G	O4'-C1'-N9	13.17	118.74	108.20
34	BA	7	U	C2-N1-C1'	-13.17	101.90	117.70
34	BA	1454	G	P-O3'-C3'	13.16	135.50	119.70
85	AA	1900	C	O5'-P-OP1	-13.16	93.85	105.70
34	BA	1202	G	C5-C6-O6	13.16	136.50	128.60
40	BG	9	G	C4-N9-C1'	-13.16	109.39	126.50
34	BA	1723	U	O4'-C1'-C2'	-13.16	92.64	105.80
85	AA	830	A	C5'-C4'-C3'	13.16	137.05	116.00
85	AA	84	C	C5'-C4'-C3'	-13.15	94.96	116.00
85	AA	1911	A	P-O3'-C3'	13.14	135.47	119.70
34	BA	692	U	C5'-C4'-O4'	13.14	124.87	109.10
34	BA	1052	G	C5-C6-O6	-13.14	120.72	128.60
41	BH	22	A	P-O3'-C3'	13.14	135.47	119.70
34	BA	1787	U	O3'-P-O5'	13.14	128.96	104.00
36	BC	111	C	P-O5'-C5'	13.13	141.91	120.90
85	AA	850	U	C5'-C4'-C3'	-13.12	95.00	116.00
34	BA	1792	U	C2-N1-C1'	-13.12	101.96	117.70
20	AL	29	TYR	CB-CG-CD1	13.12	128.87	121.00
34	BA	289	A	O3'-P-O5'	13.12	128.92	104.00
34	BA	1792	U	C6-N1-C1'	13.12	139.56	121.20
85	AA	1287	C	C6-N1-C2	-13.12	115.05	120.30
34	BA	605	G	C8-N9-C1'	-13.12	109.95	127.00
35	BB	1464	G	C5-C6-O6	13.11	136.47	128.60
34	BA	260	A	P-O3'-C3'	-13.10	103.98	119.70
34	BA	599	U	C5'-C4'-O4'	13.10	124.82	109.10
85	AA	2058	C	C3'-C2'-C1'	-13.10	91.02	101.50
34	BA	171	U	C2-N3-C4	-13.09	119.15	127.00
35	BB	875	G	C5'-C4'-C3'	13.08	136.93	116.00
38	BE	85	G	C4-N9-C1'	-13.08	109.49	126.50
38	BE	91	G	C5-C6-O6	-13.08	120.75	128.60
41	BH	30	C	O4'-C1'-N1	13.08	118.66	108.20
85	AA	608	A	C1'-O4'-C4'	-13.07	99.44	109.90
34	BA	1334	G	C5-C6-O6	-13.07	120.76	128.60
40	BG	170	G	O4'-C1'-N9	13.06	118.65	108.20
37	BD	95	G	N3-C4-C5	-13.04	122.08	128.60
34	BA	1480	C	P-O3'-C3'	13.04	135.34	119.70

Continued on next page...

Continued from previous page...

Mol	Chain	Res	Type	Atoms	Z	Observed(°)	Ideal(°)
35	BB	772	U	P-O5'-C5'	13.03	141.75	120.90
36	BC	141	C	P-O5'-C5'	13.03	141.75	120.90
85	AA	2122	A	C8-N9-C4	-13.03	100.59	105.80
34	BA	1005	C	P-O3'-C3'	-13.03	104.07	119.70
85	AA	709	A	P-O3'-C3'	-13.02	104.07	119.70
35	BB	1229	A	P-O5'-C5'	13.02	141.73	120.90
34	BA	399	G	N1-C6-O6	13.01	127.71	119.90
34	BA	13	U	P-O5'-C5'	13.01	141.71	120.90
34	BA	683	C	P-O3'-C3'	13.01	135.31	119.70
34	BA	1294	C	C1'-O4'-C4'	-13.00	99.50	109.90
34	BA	515	U	O3'-P-O5'	12.99	128.69	104.00
38	BE	136	G	P-O5'-C5'	12.99	141.69	120.90
85	AA	469	G	N3-C4-C5	-12.99	122.11	128.60
35	BB	546	A	N1-C6-N6	12.99	126.39	118.60
34	BA	222	C	C2-N1-C1'	-12.98	104.52	118.80
34	BA	1211	G	N1-C6-O6	12.98	127.69	119.90
34	BA	1211	G	C5-C6-O6	-12.97	120.81	128.60
40	BG	98	A	C5'-C4'-C3'	-12.97	95.25	116.00
34	BA	1735	G	C6-C5-N7	-12.97	122.62	130.40
85	AA	605	A	N1-C6-N6	12.96	126.38	118.60
35	BB	802	G	C5'-C4'-C3'	-12.96	95.26	116.00
35	BB	802	G	C4'-C3'-C2'	-12.96	89.64	102.60
34	BA	535	G	N1-C6-O6	-12.95	112.13	119.90
34	BA	547	C	C4'-C3'-O3'	12.95	138.90	113.00
85	AA	44	C	C6-N1-C2	-12.95	115.12	120.30
34	BA	1716	A	O4'-C1'-N9	12.94	118.55	108.20
34	BA	563	A	N1-C6-N6	-12.94	110.84	118.60
34	BA	606	G	P-O5'-C5'	12.93	141.59	120.90
36	BC	139	A	C8-N9-C4	-12.93	100.63	105.80
34	BA	1724	G	C5'-C4'-C3'	12.93	136.68	116.00
34	BA	1505	G	P-O3'-C3'	12.92	135.20	119.70
85	AA	469	G	C4-C5-C6	-12.92	111.05	118.80
30	AW	48	TYR	CB-CG-CD2	-12.92	113.25	121.00
34	BA	305	C	P-O5'-C5'	12.91	141.56	120.90
35	BB	1492	C	C2-N1-C1'	-12.91	104.59	118.80
34	BA	1649	A	C5'-C4'-C3'	-12.91	95.34	116.00
85	AA	68	A	P-O3'-C3'	-12.90	104.22	119.70
35	BB	1187	G	N3-C2-N2	-12.90	110.87	119.90
36	BC	123	G	C5-C6-O6	-12.90	120.86	128.60
85	AA	97	A	C8-N9-C4	12.90	110.96	105.80
34	BA	1792	U	C6-N1-C2	-12.89	113.27	121.00
85	AA	327	G	C4-N9-C1'	12.89	143.26	126.50

Continued on next page...

Continued from previous page...

Mol	Chain	Res	Type	Atoms	Z	Observed(°)	Ideal(°)
34	BA	468	A	P-O3'-C3'	12.89	135.16	119.70
34	BA	388	A	P-O3'-C3'	12.88	135.16	119.70
35	BB	440	U	C2-N3-C4	-12.88	119.28	127.00
34	BA	1297	G	C5-C6-O6	-12.86	120.88	128.60
34	BA	303	C	P-O3'-C3'	12.86	135.13	119.70
35	BB	365	U	P-O5'-C5'	12.86	141.47	120.90
35	BB	831	C	C5'-C4'-C3'	-12.85	95.44	116.00
85	AA	514	U	P-O5'-C5'	12.85	141.46	120.90
34	BA	618	G	C4-N9-C1'	-12.84	109.80	126.50
34	BA	1068	C	C6-N1-C2	-12.84	115.16	120.30
34	BA	680	C	P-O3'-C3'	12.84	135.11	119.70
35	BB	957	A	O3'-P-O5'	-12.84	79.60	104.00
60	Ba	50	ARG	NE-CZ-NH1	12.84	126.72	120.30
85	AA	1374	A	P-O5'-C5'	12.84	141.44	120.90
85	AA	2196	G	C8-N9-C1'	12.84	143.69	127.00
34	BA	219	U	P-O3'-C3'	-12.84	104.30	119.70
34	BA	1570	C	C6-N1-C2	-12.84	115.17	120.30
85	AA	1505	G	N1-C6-O6	-12.83	112.20	119.90
85	AA	368	C	C2-N3-C4	-12.82	113.49	119.90
34	BA	557	U	C1'-O4'-C4'	-12.81	99.65	109.90
35	BB	1472	U	P-O3'-C3'	12.81	135.07	119.70
34	BA	559	C	O5'-P-OP1	12.81	126.07	110.70
41	BH	63	G	C5-C6-O6	-12.81	120.92	128.60
34	BA	10	G	C4-N9-C1'	-12.80	109.86	126.50
79	Bt	16	ARG	NE-CZ-NH1	12.80	126.70	120.30
38	BE	82	C	O4'-C1'-N1	12.79	118.44	108.20
85	AA	1955	U	P-O3'-C3'	-12.79	104.35	119.70
34	BA	323	C	O4'-C1'-N1	12.79	118.43	108.20
85	AA	2237	G	N1-C6-O6	-12.79	112.22	119.90
35	BB	1124	G	C5-C6-O6	-12.79	120.93	128.60
85	AA	2150	G	C4-N9-C1'	-12.79	109.88	126.50
35	BB	384	A	C5'-C4'-C3'	-12.79	95.54	116.00
85	AA	84	C	C6-N1-C2	-12.78	115.19	120.30
35	BB	1203	C	O4'-C1'-N1	12.76	118.41	108.20
36	BC	157	U	P-O3'-C3'	12.76	135.01	119.70
34	BA	1110	A	P-O3'-C3'	12.75	135.00	119.70
85	AA	615	A	P-O5'-C5'	12.75	141.31	120.90
34	BA	1723	U	C6-N1-C2	-12.75	113.35	121.00
36	BC	129	C	O4'-C1'-N1	12.74	118.39	108.20
85	AA	252	G	N1-C6-O6	12.74	127.55	119.90
86	AB	62	C	C6-N1-C2	-12.74	115.20	120.30
65	Bf	406	ARG	NE-CZ-NH1	12.74	126.67	120.30

Continued on next page...

Continued from previous page...

Mol	Chain	Res	Type	Atoms	Z	Observed(°)	Ideal(°)
85	AA	1204	A	N1-C6-N6	-12.74	110.96	118.60
34	BA	584	A	C5'-C4'-C3'	12.73	136.37	116.00
36	BC	23	G	C5'-C4'-C3'	-12.73	95.63	116.00
85	AA	471	U	C2-N3-C4	-12.72	119.36	127.00
38	BE	25	U	C2-N1-C1'	-12.72	102.44	117.70
34	BA	556	A	N1-C6-N6	12.71	126.23	118.60
36	BC	31	A	C1'-O4'-C4'	-12.71	99.73	109.90
85	AA	589	A	O4'-C1'-N9	12.71	118.37	108.20
85	AA	370	A	C5'-C4'-C3'	12.70	136.32	116.00
38	BE	174	U	C6-N1-C2	-12.69	113.39	121.00
85	AA	1684	U	O4'-C1'-N1	12.69	118.35	108.20
34	BA	842	U	C2-N3-C4	-12.69	119.39	127.00
37	BD	69	U	C2-N3-C4	-12.69	119.39	127.00
85	AA	1102	C	P-O3'-C3'	12.68	134.92	119.70
34	BA	1620	U	P-O3'-C3'	12.68	134.91	119.70
38	BE	107	U	C6-N1-C2	-12.67	113.40	121.00
35	BB	850	U	P-O5'-C5'	12.67	141.17	120.90
35	BB	1480	G	C5-C6-O6	-12.67	121.00	128.60
34	BA	539	C	C6-N1-C2	-12.66	115.24	120.30
34	BA	1468	U	C2-N3-C4	-12.65	119.41	127.00
34	BA	520	G	C5-C6-O6	-12.64	121.02	128.60
85	AA	1982	C	P-O3'-C3'	12.64	134.87	119.70
35	BB	498	G	C5-C6-O6	-12.63	121.02	128.60
85	AA	327	G	C8-N9-C1'	-12.63	110.58	127.00
34	BA	1197	U	P-O3'-C3'	12.62	134.85	119.70
34	BA	399	G	C5-C6-O6	-12.62	121.03	128.60
34	BA	297	A	P-O5'-C5'	12.62	141.09	120.90
34	BA	609	G	O4'-C1'-N9	12.61	118.29	108.20
85	AA	1361	A	N1-C6-N6	12.61	126.17	118.60
35	BB	797	C	C5'-C4'-C3'	12.61	136.18	116.00
85	AA	305	A	C5'-C4'-C3'	12.61	136.18	116.00
85	AA	1592	C	C6-N1-C2	-12.61	115.26	120.30
35	BB	62	C	P-O3'-C3'	12.60	134.82	119.70
37	BD	40	C	P-O3'-C3'	12.60	134.82	119.70
85	AA	387	U	O4'-C1'-N1	12.60	118.28	108.20
85	AA	374	C	C5'-C4'-C3'	-12.60	95.85	116.00
85	AA	814	G	C5-C6-O6	-12.60	121.04	128.60
35	BB	1023	G	P-O3'-C3'	12.59	134.81	119.70
38	BE	8	G	C4'-C3'-C2'	12.58	115.18	102.60
85	AA	1974	C	C5-C4-N4	-12.58	111.40	120.20
38	BE	198	A	C8-N9-C4	12.57	110.83	105.80
85	AA	526	G	P-O5'-C5'	12.57	141.01	120.90

Continued on next page...

Continued from previous page...

Mol	Chain	Res	Type	Atoms	Z	Observed(°)	Ideal(°)
85	AA	539	A	N1-C6-N6	12.57	126.14	118.60
52	BS	69	ARG	NE-CZ-NH1	12.56	126.58	120.30
34	BA	497	U	C5'-C4'-C3'	12.56	136.10	116.00
35	BB	808	U	C6-N1-C2	-12.56	113.47	121.00
40	BG	86	U	P-O3'-C3'	-12.56	104.63	119.70
85	AA	2149	C	C6-N1-C2	-12.55	115.28	120.30
35	BB	730	G	P-O5'-C5'	12.55	140.98	120.90
35	BB	518	G	C5'-C4'-C3'	-12.55	95.92	116.00
36	BC	138	C	C6-N1-C2	-12.55	115.28	120.30
36	BC	139	A	O3'-P-O5'	12.54	127.83	104.00
34	BA	1632	G	O4'-C1'-N9	12.54	118.23	108.20
34	BA	1800	G	P-O3'-C3'	-12.54	104.65	119.70
85	AA	206	U	P-O3'-C3'	12.53	134.74	119.70
35	BB	569	G	N1-C6-O6	-12.53	112.38	119.90
35	BB	868	C	O4'-C1'-N1	12.53	118.22	108.20
41	BH	24	U	O4'-C1'-N1	12.51	118.21	108.20
34	BA	1626	U	C5'-C4'-C3'	12.50	135.99	116.00
35	BB	1215	U	C6-N1-C2	-12.50	113.50	121.00
38	BE	188	C	O4'-C1'-N1	12.50	118.20	108.20
39	BF	60	C	O4'-C1'-N1	12.50	118.20	108.20
37	BD	83	A	O3'-P-O5'	-12.49	80.26	104.00
39	BF	34	C	C5'-C4'-C3'	12.49	135.99	116.00
72	Bm	6	ARG	NE-CZ-NH1	12.49	126.55	120.30
40	BG	122	G	N1-C6-O6	12.49	127.39	119.90
41	BH	39	G	N1-C6-O6	-12.48	112.41	119.90
85	AA	2078	A	C5'-C4'-C3'	12.48	135.97	116.00
34	BA	472	G	C5-C6-O6	-12.48	121.11	128.60
34	BA	896	U	O4'-C1'-C2'	-12.48	93.32	105.80
34	BA	327	G	P-O3'-C3'	12.48	134.67	119.70
35	BB	504	C	C5'-C4'-C3'	-12.48	96.04	116.00
38	BE	45	G	C8-N9-C1'	12.48	143.22	127.00
35	BB	631	G	C5-C6-O6	-12.47	121.12	128.60
35	BB	1218	G	P-O3'-C3'	-12.46	104.74	119.70
38	BE	123	A	N1-C6-N6	12.46	126.08	118.60
85	AA	83	U	O4'-C1'-N1	12.46	118.16	108.20
85	AA	1320	G	P-O3'-C3'	12.45	134.64	119.70
35	BB	267	C	P-O3'-C3'	12.45	134.64	119.70
85	AA	403	G	C6-N1-C2	-12.45	117.63	125.10
39	BF	54	U	P-O3'-C3'	12.44	134.63	119.70
85	AA	8	U	C2-N3-C4	-12.44	119.53	127.00
85	AA	860	C	N3-C2-O2	-12.44	113.19	121.90
38	BE	37	C	C6-N1-C2	-12.44	115.33	120.30

Continued on next page...

Continued from previous page...

Mol	Chain	Res	Type	Atoms	Z	Observed(°)	Ideal(°)
38	BE	2	G	N1-C6-O6	-12.43	112.44	119.90
34	BA	583	G	P-O3'-C3'	12.43	134.62	119.70
13	AE	97	ARG	NE-CZ-NH2	-12.43	114.09	120.30
85	AA	276	C	C5'-C4'-C3'	12.43	135.88	116.00
85	AA	967	C	C6-N1-C2	-12.43	115.33	120.30
34	BA	1442	A	N1-C6-N6	-12.42	111.15	118.60
35	BB	1454	G	O4'-C1'-N9	12.42	118.14	108.20
85	AA	2155	U	O4'-C1'-N1	12.42	118.13	108.20
38	BE	203	C	C5-C6-N1	12.41	127.21	121.00
36	BC	3	C	C2-N3-C4	-12.41	113.70	119.90
34	BA	186	G	P-O5'-C5'	12.41	140.75	120.90
34	BA	1699	A	C3'-C2'-C1'	-12.41	91.58	101.50
35	BB	1306	G	N1-C6-O6	-12.41	112.46	119.90
34	BA	535	G	P-O3'-C3'	12.40	134.58	119.70
38	BE	110	U	C5'-C4'-C3'	-12.40	96.16	116.00
35	BB	1202	G	C5'-C4'-C3'	-12.39	96.17	116.00
85	AA	1812	C	C6-N1-C2	-12.39	115.34	120.30
85	AA	1225	C	P-O3'-C3'	12.39	134.57	119.70
35	BB	1454	G	C5-C6-O6	-12.39	121.17	128.60
34	BA	1194	G	C4'-C3'-C2'	12.38	114.98	102.60
85	AA	926	C	P-O3'-C3'	12.38	134.56	119.70
85	AA	2077	G	N1-C6-O6	12.38	127.33	119.90
85	AA	1354	A	O3'-P-O5'	12.38	127.51	104.00
34	BA	891	C	P-O5'-C5'	12.37	140.70	120.90
29	AV	45	ARG	NE-CZ-NH1	12.37	126.48	120.30
34	BA	1541	G	C5-C6-O6	-12.37	121.18	128.60
35	BB	1329	G	N1-C6-O6	12.37	127.32	119.90
85	AA	982	G	C8-N9-C4	12.37	111.35	106.40
85	AA	2119	C	C5'-C4'-C3'	12.37	135.80	116.00
34	BA	1699	A	O4'-C4'-C3'	-12.37	91.63	104.00
35	BB	1024	G	O3'-P-O5'	12.37	127.50	104.00
38	BE	89	G	N1-C6-O6	-12.37	112.48	119.90
34	BA	855	C	C2-N3-C4	-12.36	113.72	119.90
35	BB	1329	G	C5-C6-O6	-12.36	121.18	128.60
85	AA	687	G	C5-C6-O6	-12.36	121.18	128.60
85	AA	266	U	O4'-C1'-N1	12.36	118.08	108.20
85	AA	1704	C	C2-N3-C4	-12.36	113.72	119.90
85	AA	1485	G	C8-N9-C1'	12.35	143.06	127.00
5	A4	145	TRP	CB-CG-CD1	12.35	143.05	127.00
34	BA	383	G	C8-N9-C1'	12.35	143.05	127.00
38	BE	102	U	P-O3'-C3'	12.35	134.51	119.70
38	BE	176	G	C8-N9-C4	-12.34	101.46	106.40

Continued on next page...

Continued from previous page...

Mol	Chain	Res	Type	Atoms	Z	Observed(°)	Ideal(°)
85	AA	486	G	C8-N9-C1'	12.34	143.04	127.00
34	BA	678	C	C2-N1-C1'	12.33	132.36	118.80
40	BG	61	A	N1-C6-N6	12.32	126.00	118.60
85	AA	1157	U	P-O3'-C3'	12.32	134.48	119.70
35	BB	711	C	C6-N1-C2	-12.31	115.38	120.30
35	BB	1032	U	O4'-C1'-N1	12.31	118.05	108.20
36	BC	124	A	N1-C6-N6	12.31	125.99	118.60
34	BA	1489	U	P-O5'-C5'	12.30	140.59	120.90
34	BA	268	U	P-O3'-C3'	12.30	134.46	119.70
35	BB	287	C	P-O3'-C3'	12.30	134.46	119.70
85	AA	264	A	P-O5'-C5'	12.30	140.58	120.90
34	BA	1321	A	N1-C6-N6	12.29	125.98	118.60
85	AA	1052	C	P-O5'-C5'	12.29	140.57	120.90
34	BA	127	U	P-O3'-C3'	12.29	134.45	119.70
34	BA	115	U	C4'-C3'-C2'	-12.29	90.31	102.60
35	BB	845	C	P-O3'-C3'	12.29	134.45	119.70
85	AA	1325	C	P-O3'-C3'	12.29	134.44	119.70
85	AA	334	A	P-O5'-C5'	12.29	140.56	120.90
85	AA	1229	G	C8-N9-C4	-12.28	101.49	106.40
77	Br	32	ARG	NE-CZ-NH2	-12.28	114.16	120.30
34	BA	1656	A	C8-N9-C4	12.28	110.71	105.80
34	BA	270	U	O4'-C1'-N1	12.27	118.02	108.20
85	AA	989	U	P-O5'-C5'	12.27	140.53	120.90
35	BB	816	U	N3-C2-O2	-12.27	113.61	122.20
85	AA	1246	G	C5-C6-O6	-12.27	121.24	128.60
34	BA	178	C	C6-N1-C2	-12.26	115.40	120.30
86	AB	16	U	O4'-C1'-N1	12.26	118.01	108.20
35	BB	822	G	N3-C4-C5	-12.25	122.47	128.60
39	BF	22	U	C2-N1-C1'	-12.25	103.00	117.70
85	AA	736	U	P-O3'-C3'	-12.25	105.00	119.70
39	BF	10	A	O3'-P-O5'	12.25	127.28	104.00
41	BH	75	G	N1-C6-O6	12.25	127.25	119.90
35	BB	5	A	N1-C6-N6	-12.25	111.25	118.60
85	AA	2154	C	O4'-C1'-N1	12.25	118.00	108.20
35	BB	68	G	N1-C6-O6	12.24	127.24	119.90
35	BB	475	A	N1-C6-N6	-12.24	111.25	118.60
34	BA	1820	G	C5-C6-O6	-12.24	121.26	128.60
85	AA	208	U	P-O3'-C3'	12.24	134.38	119.70
36	BC	60	U	P-O3'-C3'	12.23	134.38	119.70
37	BD	82	G	C4'-C3'-C2'	12.23	114.83	102.60
85	AA	1964	A	C1'-O4'-C4'	-12.23	100.11	109.90
85	AA	8	U	C6-N1-C2	-12.23	113.66	121.00

Continued on next page...

Continued from previous page...

Mol	Chain	Res	Type	Atoms	Z	Observed(°)	Ideal(°)
34	BA	1097	G	P-O3'-C3'	12.22	134.37	119.70
40	BG	146	C	C6-N1-C2	-12.22	115.41	120.30
34	BA	1571	C	C6-N1-C2	-12.22	115.41	120.30
35	BB	653	G	C5-C6-O6	-12.22	121.27	128.60
85	AA	769	C	C2-N1-C1'	-12.21	105.36	118.80
34	BA	18	G	C5-C6-O6	-12.21	121.27	128.60
6	A5	197	ARG	NE-CZ-NH1	12.21	126.41	120.30
35	BB	798	A	C5-C6-N6	-12.21	113.94	123.70
34	BA	882	G	C5-C6-O6	-12.20	121.28	128.60
35	BB	869	G	O4'-C1'-N9	12.20	117.96	108.20
34	BA	1711	G	C1'-O4'-C4'	-12.20	100.14	109.90
34	BA	8	G	C8-N9-C1'	12.20	142.86	127.00
34	BA	1295	U	C2-N1-C1'	-12.20	103.06	117.70
35	BB	797	C	O4'-C1'-N1	12.19	117.95	108.20
34	BA	1491	U	O4'-C1'-N1	12.19	117.95	108.20
34	BA	880	G	C5-C6-O6	-12.19	121.29	128.60
34	BA	1549	U	C5'-C4'-C3'	-12.19	96.50	116.00
85	AA	1974	C	N3-C4-N4	12.19	126.53	118.00
35	BB	1091	C	C6-N1-C2	-12.18	115.43	120.30
38	BE	36	U	N3-C2-O2	-12.18	113.67	122.20
34	BA	1809	G	P-O5'-C5'	12.18	140.39	120.90
35	BB	692	G	N1-C6-O6	-12.18	112.59	119.90
34	BA	559	C	C6-N1-C2	-12.17	115.43	120.30
34	BA	603	U	C4'-C3'-C2'	-12.17	90.43	102.60
35	BB	139	G	O4'-C1'-N9	12.17	117.94	108.20
35	BB	622	G	N1-C6-O6	12.17	127.20	119.90
85	AA	1897	A	N1-C6-N6	-12.17	111.30	118.60
85	AA	860	C	P-O3'-C3'	12.17	134.30	119.70
34	BA	1293	A	C6-N1-C2	-12.16	111.30	118.60
38	BE	77	C	C6-N1-C2	-12.16	115.44	120.30
4	A3	7	TYR	CB-CG-CD2	-12.16	113.70	121.00
34	BA	869	C	O4'-C1'-N1	12.16	117.93	108.20
85	AA	619	A	O4'-C1'-N9	12.16	117.93	108.20
35	BB	1294	C	C6-N1-C1'	-12.15	106.21	120.80
85	AA	815	G	O4'-C1'-N9	12.15	117.92	108.20
35	BB	768	A	P-O3'-C3'	12.15	134.28	119.70
85	AA	1179	A	P-O3'-C3'	12.15	134.28	119.70
34	BA	1033	G	C5-C6-O6	-12.14	121.31	128.60
34	BA	635	G	P-O5'-C5'	12.14	140.32	120.90
85	AA	2127	G	N1-C6-O6	12.14	127.18	119.90
85	AA	864	C	O4'-C1'-N1	12.14	117.91	108.20
34	BA	1674	G	C1'-O4'-C4'	-12.12	100.20	109.90

Continued on next page...

Continued from previous page...

Mol	Chain	Res	Type	Atoms	Z	Observed(°)	Ideal(°)
35	BB	976	U	C2-N3-C4	-12.12	119.73	127.00
41	BH	63	G	C8-N9-C4	-12.12	101.55	106.40
85	AA	1457	C	P-O3'-C3'	12.12	134.24	119.70
35	BB	877	A	C4'-C3'-C2'	12.11	114.71	102.60
85	AA	1197	U	C5'-C4'-C3'	-12.11	96.63	116.00
37	BD	77	A	P-O5'-C5'	12.11	140.27	120.90
85	AA	1535	C	O3'-P-O5'	12.10	127.00	104.00
35	BB	1140	C	P-O3'-C3'	12.10	134.22	119.70
85	AA	307	G	O4'-C1'-N9	12.10	117.88	108.20
34	BA	472	G	N1-C6-O6	12.10	127.16	119.90
34	BA	871	G	O5'-P-OP1	-12.09	94.82	105.70
85	AA	1292	A	C5-C6-N6	-12.09	114.03	123.70
34	BA	94	G	P-O5'-C5'	-12.09	101.56	120.90
39	BF	23	G	O5'-C5'-C4'	12.09	134.67	111.70
85	AA	414	C	C6-N1-C1'	12.09	135.31	120.80
85	AA	1719	C	P-O5'-C5'	12.09	140.24	120.90
85	AA	696	G	C5-C6-O6	-12.09	121.35	128.60
85	AA	2121	G	P-O3'-C3'	12.09	134.20	119.70
85	AA	47	A	C5'-C4'-C3'	-12.08	96.67	116.00
85	AA	1010	U	C6-N1-C2	-12.08	113.75	121.00
34	BA	1505	G	N9-C4-C5	-12.08	100.57	105.40
35	BB	315	C	C6-N1-C2	-12.08	115.47	120.30
85	AA	1921	G	C4-N9-C1'	-12.08	110.80	126.50
34	BA	128	C	C6-N1-C1'	12.07	135.29	120.80
85	AA	445	U	C1'-O4'-C4'	-12.07	100.25	109.90
85	AA	1123	C	C6-N1-C2	-12.07	115.47	120.30
85	AA	1699	A	P-O5'-C5'	12.07	140.21	120.90
34	BA	328	A	P-O3'-C3'	-12.06	105.22	119.70
34	BA	615	A	C5'-C4'-C3'	-12.06	96.70	116.00
85	AA	603	C	C6-N1-C2	-12.06	115.48	120.30
26	AS	131	TYR	CB-CG-CD2	-12.05	113.77	121.00
34	BA	1616	A	P-O3'-C3'	12.05	134.16	119.70
35	BB	50	A	C8-N9-C4	12.05	110.62	105.80
35	BB	712	U	P-O3'-C3'	12.05	134.16	119.70
34	BA	802	G	O4'-C1'-N9	12.04	117.84	108.20
41	BH	110	C	C6-N1-C2	-12.04	115.48	120.30
85	AA	61	C	C6-N1-C2	-12.04	115.48	120.30
85	AA	28	A	C5'-C4'-O4'	-12.04	94.66	109.10
34	BA	878	G	C5-C6-O6	-12.03	121.38	128.60
34	BA	1412	G	N1-C6-O6	-12.03	112.68	119.90
35	BB	1494	G	C8-N9-C1'	12.03	142.64	127.00
85	AA	1430	A	P-O5'-C5'	12.02	140.14	120.90

Continued on next page...

Continued from previous page...

Mol	Chain	Res	Type	Atoms	Z	Observed(°)	Ideal(°)
40	BG	8	U	C2-N3-C4	-12.02	119.79	127.00
85	AA	284	C	O4'-C1'-N1	12.02	117.82	108.20
29	AV	100	TYR	CB-CG-CD2	-12.02	113.79	121.00
37	BD	49	A	C5'-C4'-C3'	-12.02	96.77	116.00
85	AA	1485	G	C4-N9-C1'	-12.01	110.88	126.50
35	BB	997	G	C5-C6-O6	-12.01	121.39	128.60
37	BD	84	U	P-O5'-C5'	12.01	140.12	120.90
34	BA	205	G	N1-C6-O6	12.01	127.11	119.90
38	BE	20	C	C5'-C4'-O4'	12.01	123.51	109.10
38	BE	149	A	C2-N3-C4	-12.01	104.60	110.60
35	BB	850	U	P-O3'-C3'	12.00	134.10	119.70
85	AA	1828	C	P-O5'-C5'	12.00	140.10	120.90
85	AA	2074	G	C5-C6-O6	-12.00	121.40	128.60
85	AA	1796	C	O4'-C1'-N1	12.00	117.80	108.20
35	BB	436	G	N1-C6-O6	11.99	127.09	119.90
34	BA	593	G	C5'-C4'-O4'	11.99	123.49	109.10
85	AA	535	G	C5-C6-O6	-11.99	121.41	128.60
85	AA	920	A	P-O5'-C5'	11.99	140.08	120.90
40	BG	76	C	C2-N3-C4	-11.98	113.91	119.90
85	AA	696	G	C4-N9-C1'	-11.98	110.92	126.50
85	AA	1730	C	P-O3'-C3'	11.98	134.07	119.70
38	BE	129	G	O4'-C1'-N9	11.98	117.78	108.20
34	BA	672	G	P-O3'-C3'	11.97	134.07	119.70
85	AA	770	C	C6-N1-C2	-11.97	115.51	120.30
85	AA	741	G	P-O3'-C3'	-11.97	105.34	119.70
34	BA	319	C	C6-N1-C2	-11.97	115.51	120.30
34	BA	363	G	C5-C6-O6	-11.96	121.42	128.60
34	BA	382	G	N1-C6-O6	-11.96	112.72	119.90
85	AA	599	C	O3'-P-O5'	11.96	126.73	104.00
85	AA	1053	A	P-O3'-C3'	11.96	134.06	119.70
85	AA	1372	C	P-O3'-C3'	-11.96	105.35	119.70
85	AA	2145	G	O4'-C1'-N9	11.96	117.77	108.20
40	BG	171	A	C8-N9-C4	-11.95	101.02	105.80
34	BA	520	G	N1-C6-O6	11.95	127.07	119.90
34	BA	817	U	C5'-C4'-C3'	-11.95	96.88	116.00
34	BA	993	C	O4'-C1'-N1	11.95	117.76	108.20
85	AA	525	C	O3'-P-O5'	-11.95	81.29	104.00
34	BA	21	C	P-O5'-C5'	11.95	140.01	120.90
85	AA	1784	G	P-O3'-C3'	11.95	134.03	119.70
35	BB	1480	G	C8-N9-C1'	11.94	142.52	127.00
38	BE	144	A	P-O5'-C5'	11.94	140.00	120.90
38	BE	176	G	C6-N1-C2	-11.94	117.94	125.10

Continued on next page...

Continued from previous page...

Mol	Chain	Res	Type	Atoms	Z	Observed(°)	Ideal(°)
85	AA	1490	A	C6-C5-N7	-11.94	123.94	132.30
39	BF	50	C	C2-N1-C1'	-11.94	105.67	118.80
35	BB	816	U	C2-N1-C1'	-11.93	103.38	117.70
52	BS	137	ARG	NE-CZ-NH1	11.93	126.27	120.30
34	BA	1537	G	P-O5'-C5'	11.93	139.99	120.90
54	BU	12	ARG	NE-CZ-NH1	11.93	126.27	120.30
39	BF	10	A	P-O3'-C3'	-11.93	105.39	119.70
34	BA	804	G	C5-C6-O6	11.93	135.76	128.60
85	AA	1492	U	O4'-C1'-N1	11.92	117.74	108.20
34	BA	874	G	N1-C6-O6	11.92	127.05	119.90
85	AA	461	G	C5-C6-O6	-11.92	121.45	128.60
40	BG	33	G	N1-C6-O6	11.91	127.05	119.90
40	BG	67	A	O4'-C1'-N9	11.91	117.73	108.20
85	AA	992	G	P-O5'-C5'	-11.91	101.85	120.90
41	BH	26	C	O4'-C1'-N1	11.90	117.72	108.20
34	BA	683	C	C2-N1-C1'	11.90	131.89	118.80
34	BA	1041	U	P-O3'-C3'	11.90	133.98	119.70
50	BQ	55	ARG	NE-CZ-NH1	11.90	126.25	120.30
34	BA	201	A	N1-C6-N6	-11.89	111.46	118.60
34	BA	1648	G	C5'-C4'-C3'	-11.89	96.97	116.00
85	AA	1577	G	P-O3'-C3'	11.89	133.97	119.70
34	BA	1191	C	O4'-C1'-N1	11.89	117.71	108.20
34	BA	113	G	C5'-C4'-C3'	11.89	135.02	116.00
85	AA	863	C	O4'-C1'-N1	11.88	117.71	108.20
35	BB	436	G	C5-C6-O6	-11.88	121.47	128.60
85	AA	1485	G	C5-C6-O6	-11.88	121.47	128.60
35	BB	1540	U	P-O3'-C3'	-11.88	105.45	119.70
85	AA	991	G	N1-C6-O6	11.88	127.03	119.90
34	BA	1442	A	P-O3'-C3'	11.88	133.95	119.70
34	BA	1658	G	N1-C6-O6	-11.88	112.77	119.90
85	AA	443	A	O3'-P-O5'	-11.88	81.44	104.00
34	BA	691	A	N1-C6-N6	-11.87	111.48	118.60
85	AA	1226	A	P-O5'-C5'	11.87	139.90	120.90
34	BA	692	U	O4'-C1'-N1	-11.87	98.71	108.20
35	BB	798	A	C5'-C4'-C3'	11.86	134.98	116.00
38	BE	87	U	C6-N1-C2	-11.86	113.89	121.00
39	BF	20	U	P-O3'-C3'	11.86	133.93	119.70
85	AA	696	G	C8-N9-C1'	11.86	142.41	127.00
34	BA	1641	G	C4-N9-C1'	-11.85	111.09	126.50
35	BB	1294	C	C2-N1-C1'	11.85	131.84	118.80
35	BB	1515	C	C6-N1-C1'	11.85	135.02	120.80
85	AA	1236	G	C6-N1-C2	-11.84	118.00	125.10

Continued on next page...

Continued from previous page...

Mol	Chain	Res	Type	Atoms	Z	Observed(°)	Ideal(°)
34	BA	875	G	C8-N9-C4	11.84	111.14	106.40
38	BE	171	U	C5'-C4'-C3'	-11.84	97.06	116.00
85	AA	890	U	N1-C2-O2	-11.84	114.52	122.80
35	BB	1517	G	C6-C5-N7	-11.83	123.30	130.40
36	BC	155	C	O4'-C1'-N1	11.83	117.66	108.20
40	BG	25	G	C5'-C4'-C3'	-11.82	97.08	116.00
34	BA	504	A	N1-C6-N6	-11.81	111.51	118.60
35	BB	621	C	O4'-C1'-N1	11.81	117.65	108.20
35	BB	1327	U	C2-N3-C4	-11.81	119.91	127.00
38	BE	8	G	N9-C1'-C2'	-11.81	98.64	114.00
38	BE	25	U	N3-C2-O2	-11.81	113.93	122.20
85	AA	2061	C	P-O3'-C3'	11.81	133.87	119.70
85	AA	2244	G	N1-C6-O6	11.81	126.98	119.90
35	BB	713	U	P-O3'-C3'	11.80	133.87	119.70
35	BB	830	G	P-O3'-C3'	-11.80	105.54	119.70
85	AA	1909	C	O4'-C1'-N1	11.79	117.64	108.20
36	BC	13	U	C2-N1-C1'	-11.79	103.55	117.70
40	BG	64	C	P-O5'-C5'	11.79	139.77	120.90
85	AA	1035	C	C6-N1-C2	-11.79	115.58	120.30
34	BA	155	U	O4'-C1'-N1	11.79	117.63	108.20
85	AA	1457	C	P-O5'-C5'	11.79	139.76	120.90
85	AA	2119	C	C6-N1-C2	-11.79	115.58	120.30
35	BB	56	U	C6-N1-C2	-11.79	113.93	121.00
36	BC	157	U	C5'-C4'-C3'	11.78	134.84	116.00
35	BB	958	C	C5'-C4'-C3'	11.78	134.84	116.00
34	BA	687	G	N1-C6-O6	-11.77	112.84	119.90
38	BE	30	C	C6-N1-C1'	11.77	134.93	120.80
85	AA	1378	U	P-O3'-C3'	11.77	133.82	119.70
35	BB	3	C	P-O3'-C3'	11.77	133.82	119.70
85	AA	1471	G	C5-C6-O6	-11.77	121.54	128.60
85	AA	1455	C	C6-N1-C2	-11.76	115.59	120.30
24	AQ	63	ARG	NE-CZ-NH1	11.76	126.18	120.30
85	AA	753	U	P-O3'-C3'	11.76	133.81	119.70
35	BB	1177	U	O4'-C1'-N1	11.76	117.61	108.20
37	BD	48	G	P-O3'-C3'	11.76	133.81	119.70
35	BB	1026	G	P-O3'-C3'	-11.75	105.60	119.70
47	BN	52	PHE	CB-CG-CD2	-11.75	112.58	120.80
47	BN	206	ARG	NE-CZ-NH1	11.75	126.17	120.30
34	BA	210	G	C5'-C4'-C3'	11.74	134.79	116.00
39	BF	11	C	O4'-C1'-N1	11.74	117.59	108.20
34	BA	221	G	C4-N9-C1'	-11.74	111.24	126.50
34	BA	521	C	P-O3'-C3'	-11.74	105.62	119.70

Continued on next page...

Continued from previous page...

Mol	Chain	Res	Type	Atoms	Z	Observed(°)	Ideal(°)
34	BA	1736	A	C8-N9-C4	-11.74	101.11	105.80
85	AA	769	C	P-O3'-C3'	11.74	133.78	119.70
77	Br	32	ARG	NE-CZ-NH1	11.74	126.17	120.30
85	AA	1466	U	O4'-C1'-N1	-11.73	98.81	108.20
85	AA	1535	C	C2-N3-C4	-11.73	114.03	119.90
85	AA	1584	U	P-O3'-C3'	11.73	133.78	119.70
35	BB	148	C	C2-N1-C1'	11.73	131.70	118.80
85	AA	330	C	P-O3'-C3'	11.73	133.78	119.70
85	AA	1211	C	C2-N3-C4	-11.73	114.04	119.90
1	A0	83	TYR	CB-CG-CD2	-11.72	113.97	121.00
38	BE	30	C	C2-N3-C4	-11.72	114.04	119.90
85	AA	53	G	C8-N9-C1'	11.72	142.23	127.00
34	BA	959	G	C5-C6-O6	-11.72	121.57	128.60
35	BB	1511	U	C5'-C4'-C3'	11.72	134.75	116.00
34	BA	1820	G	N1-C6-O6	11.71	126.93	119.90
34	BA	109	A	N1-C6-N6	-11.71	111.57	118.60
36	BC	38	U	C1'-O4'-C4'	-11.71	100.53	109.90
85	AA	123	A	P-O3'-C3'	11.71	133.75	119.70
85	AA	653	A	P-O3'-C3'	11.71	133.75	119.70
85	AA	270	A	O4'-C1'-N9	11.71	117.56	108.20
34	BA	917	C	C6-N1-C2	-11.70	115.62	120.30
34	BA	538	G	P-O3'-C3'	11.70	133.74	119.70
34	BA	1440	C	O4'-C1'-N1	11.70	117.56	108.20
34	BA	1735	G	O4'-C1'-N9	11.70	117.56	108.20
34	BA	221	G	C8-N9-C1'	11.69	142.20	127.00
34	BA	250	G	P-O3'-C3'	-11.69	105.67	119.70
34	BA	1497	A	P-O3'-C3'	11.69	133.72	119.70
34	BA	897	U	P-O3'-C3'	11.69	133.72	119.70
38	BE	10	G	O4'-C1'-N9	11.69	117.55	108.20
41	BH	134	U	O4'-C1'-N1	11.69	117.55	108.20
85	AA	1458	G	C8-N9-C1'	11.69	142.19	127.00
34	BA	923	C	C6-N1-C2	-11.68	115.63	120.30
85	AA	133	G	C8-N9-C1'	11.68	142.19	127.00
34	BA	875	G	C4-N9-C1'	-11.68	111.31	126.50
35	BB	6	A	P-O5'-C5'	11.68	139.59	120.90
86	AB	7	A	N1-C6-N6	11.68	125.61	118.60
41	BH	135	U	P-O5'-C5'	11.67	139.58	120.90
85	AA	114	C	C5'-C4'-C3'	-11.67	97.32	116.00
85	AA	1578	G	O4'-C1'-N9	11.67	117.53	108.20
34	BA	593	G	P-O3'-C3'	11.66	133.70	119.70
34	BA	1708	A	O4'-C1'-N9	11.66	117.53	108.20
85	AA	730	G	C5-C6-O6	-11.66	121.60	128.60

Continued on next page...

Continued from previous page...

Mol	Chain	Res	Type	Atoms	Z	Observed(°)	Ideal(°)
40	BG	57	A	C5-C6-N6	-11.66	114.37	123.70
39	BF	66	C	C6-N1-C2	-11.66	115.64	120.30
38	BE	20	C	P-O3'-C3'	-11.66	105.71	119.70
85	AA	1881	C	C6-N1-C2	-11.66	115.64	120.30
34	BA	383	G	C5'-C4'-C3'	-11.65	97.36	116.00
34	BA	1084	A	N1-C6-N6	-11.65	111.61	118.60
38	BE	1	U	N3-C2-O2	-11.65	114.04	122.20
34	BA	1294	C	C4'-C3'-C2'	-11.65	90.95	102.60
85	AA	626	G	C5-C6-O6	-11.65	121.61	128.60
85	AA	2060	G	P-O5'-C5'	11.64	139.53	120.90
34	BA	1085	G	O4'-C1'-N9	11.64	117.51	108.20
34	BA	286	C	O4'-C1'-N1	11.63	117.51	108.20
35	BB	1166	A	P-O3'-C3'	11.63	133.66	119.70
35	BB	1323	U	C2-N3-C4	-11.63	120.02	127.00
37	BD	73	U	P-O3'-C3'	11.63	133.66	119.70
85	AA	1226	A	O4'-C1'-N9	11.63	117.50	108.20
85	AA	1959	G	N1-C6-O6	11.63	126.88	119.90
34	BA	1725	U	C1'-O4'-C4'	-11.62	100.60	109.90
41	BH	39	G	P-O5'-C5'	11.62	139.50	120.90
85	AA	611	G	N1-C6-O6	11.62	126.88	119.90
39	BF	13	U	O4'-C1'-N1	11.62	117.50	108.20
34	BA	1809	G	C5-C6-O6	-11.62	121.63	128.60
82	Bw	41	PHE	CB-CG-CD1	-11.61	112.67	120.80
85	AA	778	C	C6-N1-C2	-11.61	115.65	120.30
34	BA	117	C	C1'-O4'-C4'	-11.61	100.61	109.90
85	AA	971	U	O4'-C1'-N1	11.61	117.49	108.20
85	AA	1051	A	P-O3'-C3'	11.61	133.63	119.70
44	BK	98	ARG	NE-CZ-NH1	11.61	126.10	120.30
85	AA	1260	G	O4'-C1'-N9	11.61	117.48	108.20
34	BA	631	G	C8-N9-C1'	11.60	142.08	127.00
34	BA	768	G	N1-C6-O6	11.60	126.86	119.90
34	BA	1509	U	C5'-C4'-C3'	11.60	134.56	116.00
36	BC	140	U	C6-N1-C2	-11.60	114.04	121.00
27	AT	83	TYR	CB-CG-CD2	-11.60	114.04	121.00
86	AB	14	A	N1-C6-N6	-11.60	111.64	118.60
34	BA	651	U	O4'-C1'-N1	11.59	117.47	108.20
34	BA	1592	U	C2-N3-C4	-11.59	120.04	127.00
40	BG	164	U	C2-N3-C4	-11.59	120.05	127.00
36	BC	140	U	P-O5'-C5'	11.59	139.44	120.90
35	BB	560	C	C4'-C3'-C2'	11.59	114.19	102.60
85	AA	790	A	P-O3'-C3'	-11.59	105.80	119.70
34	BA	1741	G	O4'-C1'-N9	11.58	117.46	108.20

Continued on next page...

Continued from previous page...

Mol	Chain	Res	Type	Atoms	Z	Observed(°)	Ideal(°)
38	BE	10	G	O4'-C1'-C2'	-11.58	94.22	105.80
35	BB	1231	U	O4'-C1'-N1	11.58	117.46	108.20
38	BE	85	G	C8-N9-C1'	11.58	142.05	127.00
40	BG	22	G	O3'-P-O5'	-11.58	82.00	104.00
85	AA	1133	C	C5'-C4'-C3'	-11.57	97.48	116.00
59	BZ	37	ARG	NE-CZ-NH1	11.57	126.08	120.30
85	AA	633	C	O4'-C1'-N1	11.57	117.45	108.20
85	AA	588	G	C5-C6-O6	-11.56	121.66	128.60
85	AA	1441	G	C6-N1-C2	-11.56	118.16	125.10
85	AA	726	U	P-O5'-C5'	11.56	139.40	120.90
38	BE	168	C	C6-N1-C2	-11.56	115.67	120.30
85	AA	929	G	C5-C6-O6	-11.56	121.66	128.60
34	BA	523	A	N1-C6-N6	-11.56	111.66	118.60
39	BF	32	G	C5-C6-O6	-11.56	121.67	128.60
34	BA	1321	A	C5-C6-N6	-11.56	114.45	123.70
36	BC	146	U	P-O3'-C3'	11.56	133.57	119.70
85	AA	1458	G	C4-N9-C1'	-11.56	111.47	126.50
34	BA	487	A	C5-C6-N6	11.56	132.94	123.70
86	AB	3	C	C1'-O4'-C4'	-11.55	100.66	109.90
34	BA	507	U	C2-N3-C4	-11.55	120.07	127.00
85	AA	1158	U	C1'-O4'-C4'	-11.55	100.66	109.90
85	AA	2244	G	C5-C6-O6	-11.55	121.67	128.60
85	AA	368	C	C1'-O4'-C4'	-11.55	100.66	109.90
35	BB	1375	G	N1-C6-O6	-11.54	112.97	119.90
85	AA	83	U	P-O3'-C3'	11.55	133.56	119.70
39	BF	7	G	C4-N9-C1'	11.54	141.51	126.50
35	BB	964	G	C8-N9-C1'	11.53	141.99	127.00
35	BB	1038	G	C5-C6-O6	-11.53	121.68	128.60
41	BH	72	G	O5'-C5'-C4'	11.53	133.60	111.70
85	AA	1927	G	P-O3'-C3'	11.53	133.53	119.70
34	BA	1451	A	C4-C5-C6	-11.53	111.24	117.00
34	BA	1597	G	C8-N9-C4	11.53	111.01	106.40
85	AA	1985	C	C5'-C4'-C3'	-11.53	97.56	116.00
37	BD	41	G	C4-N9-C1'	-11.52	111.52	126.50
34	BA	282	A	OP1-P-OP2	-11.52	102.33	119.60
85	AA	264	A	N1-C6-N6	11.52	125.51	118.60
34	BA	740	A	O4'-C1'-N9	11.51	117.41	108.20
35	BB	1333	U	O4'-C1'-N1	11.51	117.41	108.20
37	BD	48	G	C6-N1-C2	-11.51	118.19	125.10
34	BA	993	C	C6-N1-C2	-11.51	115.70	120.30
35	BB	792	G	P-O3'-C3'	11.51	133.51	119.70
35	BB	362	A	N1-C6-N6	11.51	125.50	118.60

Continued on next page...

Continued from previous page...

Mol	Chain	Res	Type	Atoms	Z	Observed(°)	Ideal(°)
85	AA	870	U	P-O5'-C5'	11.51	139.31	120.90
85	AA	1553	G	C5'-C4'-C3'	-11.50	97.60	116.00
34	BA	167	U	C2-N1-C1'	-11.50	103.90	117.70
38	BE	30	C	N3-C4-N4	-11.50	109.95	118.00
41	BH	84	A	N1-C2-N3	-11.50	123.55	129.30
34	BA	128	C	C2-N1-C1'	-11.50	106.15	118.80
39	BF	13	U	C2-N3-C4	-11.50	120.10	127.00
85	AA	1978	G	C8-N9-C4	11.49	111.00	106.40
34	BA	1606	A	O4'-C1'-N9	11.49	117.39	108.20
38	BE	129	G	C5'-C4'-C3'	-11.49	97.61	116.00
85	AA	1458	G	O4'-C1'-N9	11.49	117.39	108.20
35	BB	979	G	C5-C6-O6	-11.49	121.71	128.60
85	AA	743	C	O4'-C1'-N1	11.49	117.39	108.20
85	AA	518	A	P-O5'-C5'	11.48	139.28	120.90
34	BA	1846	G	C5-C6-N1	11.48	117.24	111.50
85	AA	207	G	C1'-O4'-C4'	-11.48	100.72	109.90
35	BB	635	A	P-O3'-C3'	-11.48	105.92	119.70
37	BD	74	A	N1-C6-N6	11.48	125.49	118.60
34	BA	331	G	O4'-C1'-N9	11.47	117.38	108.20
34	BA	1721	U	O4'-C1'-C2'	-11.47	94.33	105.80
35	BB	1510	G	C5'-C4'-C3'	-11.47	97.64	116.00
85	AA	262	G	P-O3'-C3'	11.47	133.47	119.70
35	BB	1533	U	C6-N1-C2	-11.47	114.12	121.00
37	BD	29	C	C2-N3-C4	-11.47	114.17	119.90
35	BB	384	A	O4'-C1'-N9	11.47	117.38	108.20
85	AA	35	U	C5'-C4'-C3'	-11.47	97.65	116.00
35	BB	526	A	N1-C6-N6	11.46	125.48	118.60
38	BE	203	C	C2-N3-C4	-11.46	114.17	119.90
85	AA	802	A	P-O5'-C5'	11.46	139.24	120.90
34	BA	414	A	P-O3'-C3'	-11.46	105.95	119.70
34	BA	597	C	C6-N1-C2	-11.46	115.72	120.30
41	BH	103	C	O4'-C1'-N1	11.46	117.36	108.20
44	BK	181	TYR	CB-CG-CD2	-11.46	114.13	121.00
34	BA	1454	G	N1-C6-O6	11.45	126.77	119.90
62	Bc	107	TYR	CB-CG-CD2	-11.45	114.13	121.00
34	BA	1299	G	C5-C6-N1	11.45	117.22	111.50
34	BA	1454	G	P-O5'-C5'	11.45	139.22	120.90
34	BA	1747	C	C6-N1-C1'	11.45	134.53	120.80
34	BA	1834	A	N1-C6-N6	-11.45	111.73	118.60
37	BD	83	A	P-O5'-C5'	11.44	139.21	120.90
34	BA	772	G	O4'-C1'-N9	11.44	117.35	108.20
35	BB	993	A	C8-N9-C4	11.44	110.38	105.80

Continued on next page...

Continued from previous page...

Mol	Chain	Res	Type	Atoms	Z	Observed(°)	Ideal(°)
40	BG	1	G	N1-C6-O6	11.44	126.77	119.90
1	A0	83	TYR	CB-CG-CD1	11.44	127.86	121.00
85	AA	1801	U	P-O3'-C3'	11.44	133.43	119.70
34	BA	250	G	C5'-C4'-C3'	-11.44	97.70	116.00
34	BA	681	G	C4'-C3'-C2'	-11.44	91.16	102.60
85	AA	970	U	C5'-C4'-C3'	-11.44	97.70	116.00
5	A4	145	TRP	CB-CG-CD2	-11.43	111.74	126.60
34	BA	289	A	C6-C5-N7	-11.43	124.30	132.30
34	BA	684	G	O5'-C5'-C4'	11.43	133.42	111.70
34	BA	449	G	C8-N9-C1'	11.43	141.86	127.00
34	BA	1808	A	C5'-C4'-C3'	-11.43	97.72	116.00
38	BE	77	C	P-O3'-C3'	11.43	133.41	119.70
34	BA	629	G	O5'-P-OP1	-11.43	95.42	105.70
36	BC	134	G	P-O5'-C5'	11.43	139.18	120.90
53	BT	62	ARG	NE-CZ-NH1	11.42	126.01	120.30
34	BA	742	C	C5'-C4'-C3'	-11.42	97.73	116.00
85	AA	568	C	O4'-C1'-N1	11.42	117.33	108.20
34	BA	1609	U	C2-N1-C1'	-11.41	104.01	117.70
40	BG	2	U	C5'-C4'-C3'	-11.41	97.75	116.00
34	BA	1312	A	P-O3'-C3'	-11.41	106.01	119.70
34	BA	1430	C	C6-N1-C2	-11.41	115.74	120.30
35	BB	765	G	O3'-P-O5'	-11.41	82.33	104.00
85	AA	1844	A	N1-C6-N6	-11.41	111.76	118.60
34	BA	1240	G	C5-C6-O6	-11.40	121.76	128.60
40	BG	126	G	C5-C6-O6	-11.40	121.76	128.60
85	AA	520	A	O5'-C5'-C4'	11.40	133.36	111.70
85	AA	1933	G	O4'-C1'-N9	11.40	117.32	108.20
37	BD	75	G	N3-C2-N2	-11.39	111.92	119.90
34	BA	112	C	P-O3'-C3'	-11.39	106.03	119.70
38	BE	206	G	P-O3'-C3'	11.39	133.37	119.70
85	AA	1093	C	O4'-C1'-N1	11.39	117.31	108.20
39	BF	23	G	C5'-C4'-C3'	11.39	134.22	116.00
85	AA	1351	U	P-O3'-C3'	11.39	133.37	119.70
34	BA	608	G	P-O3'-C3'	-11.38	106.04	119.70
34	BA	219	U	O4'-C1'-N1	11.38	117.30	108.20
22	AO	89	TYR	CB-CG-CD1	-11.38	114.17	121.00
85	AA	927	A	C5-C6-N6	-11.38	114.60	123.70
85	AA	389	A	N1-C6-N6	-11.37	111.78	118.60
34	BA	15	G	C5-C6-O6	-11.37	121.78	128.60
35	BB	138	A	O4'-C1'-N9	11.37	117.29	108.20
34	BA	472	G	C8-N9-C1'	-11.36	112.23	127.00
35	BB	1226	G	C8-N9-C4	11.36	110.94	106.40

Continued on next page...

Continued from previous page...

Mol	Chain	Res	Type	Atoms	Z	Observed(°)	Ideal(°)
41	BH	72	G	C5'-C4'-C3'	11.36	134.18	116.00
39	BF	34	C	P-O5'-C5'	11.36	139.08	120.90
34	BA	1131	G	P-O3'-C3'	11.36	133.33	119.70
20	AL	29	TYR	CB-CG-CD2	-11.35	114.19	121.00
34	BA	1225	A	C5-C6-N6	11.35	132.78	123.70
34	BA	89	G	C5-C6-O6	-11.35	121.79	128.60
85	AA	1994	G	C5'-C4'-C3'	11.35	134.16	116.00
34	BA	1694	C	C6-N1-C2	-11.35	115.76	120.30
34	BA	813	C	N3-C2-O2	-11.34	113.96	121.90
35	BB	1390	U	C2-N3-C4	-11.34	120.20	127.00
38	BE	106	C	O4'-C1'-N1	11.34	117.27	108.20
35	BB	1134	G	C5-C6-O6	-11.34	121.80	128.60
35	BB	1102	U	C1'-O4'-C4'	-11.33	100.84	109.90
85	AA	207	G	C4-N9-C1'	11.33	141.23	126.50
85	AA	264	A	C5-C6-N6	-11.33	114.64	123.70
34	BA	702	G	C4'-C3'-C2'	11.32	113.92	102.60
32	AY	33	ARG	NE-CZ-NH1	11.32	125.96	120.30
34	BA	383	G	C5-C6-O6	-11.32	121.81	128.60
35	BB	426	A	P-O3'-C3'	11.32	133.28	119.70
29	AV	45	ARG	NE-CZ-NH2	-11.31	114.64	120.30
85	AA	403	G	P-O3'-C3'	11.31	133.28	119.70
34	BA	547	C	P-O3'-C3'	11.31	133.27	119.70
35	BB	880	G	C8-N9-C4	-11.31	101.88	106.40
85	AA	682	C	O4'-C1'-N1	11.31	117.25	108.20
34	BA	488	C	C2-N1-C1'	11.30	131.24	118.80
38	BE	125	C	C6-N1-C2	-11.30	115.78	120.30
40	BG	118	U	C2-N1-C1'	-11.30	104.14	117.70
34	BA	136	A	C8-N9-C1'	11.30	148.04	127.70
38	BE	186	C	C1'-O4'-C4'	-11.30	100.86	109.90
34	BA	1284	G	N3-C2-N2	11.30	127.81	119.90
34	BA	756	A	N1-C6-N6	11.29	125.37	118.60
34	BA	1213	A	C8-N9-C4	11.29	110.31	105.80
34	BA	1215	U	C2-N1-C1'	-11.29	104.16	117.70
34	BA	548	G	P-O3'-C3'	11.28	133.24	119.70
41	BH	29	G	N1-C6-O6	-11.28	113.13	119.90
85	AA	1453	U	C2-N3-C4	-11.28	120.23	127.00
85	AA	92	G	P-O5'-C5'	11.28	138.95	120.90
35	BB	126	C	C6-N1-C2	-11.28	115.79	120.30
85	AA	773	G	N1-C6-O6	11.28	126.67	119.90
85	AA	1719	C	O4'-C1'-N1	11.28	117.22	108.20
17	AI	104	TYR	CB-CG-CD1	11.27	127.76	121.00
34	BA	383	G	C4-N9-C1'	-11.27	111.85	126.50

Continued on next page...

Continued from previous page...

Mol	Chain	Res	Type	Atoms	Z	Observed(°)	Ideal(°)
38	BE	204	U	C2-N1-C1'	-11.27	104.18	117.70
35	BB	561	C	C6-N1-C1'	-11.26	107.29	120.80
85	AA	2215	C	O3'-P-O5'	11.26	125.40	104.00
5	A4	15	ARG	NE-CZ-NH1	11.26	125.93	120.30
34	BA	1069	U	C4'-C3'-C2'	11.26	113.86	102.60
34	BA	429	G	C4-C5-C6	-11.26	112.05	118.80
37	BD	104	C	C6-N1-C2	-11.26	115.80	120.30
35	BB	574	G	P-O3'-C3'	-11.26	106.19	119.70
37	BD	49	A	N1-C6-N6	-11.26	111.85	118.60
34	BA	763	U	C4'-C3'-C2'	-11.25	91.35	102.60
34	BA	1166	A	C4'-C3'-C2'	11.25	113.85	102.60
85	AA	2140	U	C6-N1-C2	-11.25	114.25	121.00
85	AA	120	C	C2-N1-C1'	11.24	131.17	118.80
38	BE	195	G	C5'-C4'-C3'	-11.24	98.01	116.00
41	BH	4	U	P-O5'-C5'	11.24	138.88	120.90
35	BB	836	U	C6-N1-C2	-11.24	114.26	121.00
85	AA	478	U	C2-N3-C4	-11.24	120.26	127.00
34	BA	1622	U	O4'-C1'-N1	11.24	117.19	108.20
34	BA	679	U	C5'-C4'-C3'	11.23	133.98	116.00
85	AA	1210	U	C2-N3-C4	-11.23	120.26	127.00
34	BA	481	A	C2-N3-C4	-11.23	104.99	110.60
41	BH	101	A	O5'-P-OP1	-11.22	95.60	105.70
34	BA	299	C	P-O3'-C3'	-11.22	106.23	119.70
85	AA	753	U	O4'-C1'-N1	11.22	117.18	108.20
86	AB	56	C	C5'-C4'-C3'	-11.22	98.05	116.00
41	BH	126	C	C2-N3-C4	-11.22	114.29	119.90
85	AA	505	U	C1'-O4'-C4'	-11.22	100.92	109.90
85	AA	77	C	O4'-C1'-N1	11.21	117.17	108.20
35	BB	378	C	C5'-C4'-C3'	-11.21	98.06	116.00
36	BC	157	U	O4'-C1'-N1	11.21	117.17	108.20
85	AA	1457	C	O5'-P-OP2	-11.21	95.61	105.70
85	AA	1931	C	C5'-C4'-C3'	11.21	133.94	116.00
85	AA	2234	C	O4'-C1'-N1	11.21	117.17	108.20
34	BA	1800	G	O4'-C1'-N9	11.21	117.17	108.20
37	BD	99	G	N1-C6-O6	11.21	126.62	119.90
34	BA	1454	G	C5-C6-O6	-11.21	121.88	128.60
38	BE	134	A	N1-C6-N6	-11.21	111.88	118.60
35	BB	912	C	P-O3'-C3'	11.20	133.14	119.70
38	BE	45	G	C4-N9-C1'	-11.20	111.94	126.50
85	AA	1730	C	P-O5'-C5'	11.20	138.82	120.90
36	BC	33	U	P-O5'-C5'	11.20	138.82	120.90
40	BG	168	A	C5-C6-N6	11.20	132.66	123.70

Continued on next page...

Continued from previous page...

Mol	Chain	Res	Type	Atoms	Z	Observed(°)	Ideal(°)
34	BA	141	G	N3-C4-N9	-11.20	119.28	126.00
34	BA	868	C	O4'-C1'-N1	11.20	117.16	108.20
34	BA	1434	U	P-O3'-C3'	11.19	133.13	119.70
80	Bu	22	ARG	NE-CZ-NH1	11.19	125.90	120.30
41	BH	133	U	C5'-C4'-C3'	-11.19	98.09	116.00
38	BE	31	A	C5'-C4'-O4'	11.19	122.52	109.10
34	BA	1790	U	C6-N1-C2	-11.18	114.29	121.00
85	AA	24	U	P-O5'-C5'	11.18	138.79	120.90
85	AA	510	A	P-O5'-C5'	-11.18	103.01	120.90
34	BA	343	G	C5-C6-O6	-11.18	121.89	128.60
85	AA	836	A	P-O3'-C3'	11.18	133.11	119.70
34	BA	1725	U	P-O3'-C3'	11.17	133.11	119.70
36	BC	10	C	O4'-C4'-C3'	-11.17	92.83	104.00
85	AA	143	U	P-O3'-C3'	11.17	133.11	119.70
39	BF	17	U	P-O3'-C3'	11.17	133.10	119.70
35	BB	1541	G	P-O5'-C5'	11.17	138.77	120.90
35	BB	1226	G	C5'-C4'-C3'	11.16	133.86	116.00
35	BB	490	G	C5-C6-O6	-11.16	121.90	128.60
38	BE	112	G	C2-N3-C4	-11.16	106.32	111.90
85	AA	992	G	C4-N9-C1'	-11.16	112.00	126.50
37	BD	86	A	C5'-C4'-C3'	11.15	133.84	116.00
85	AA	1163	G	C5'-C4'-C3'	-11.15	98.15	116.00
34	BA	323	C	C3'-C2'-C1'	-11.15	92.58	101.50
38	BE	87	U	C5'-C4'-C3'	-11.15	98.17	116.00
34	BA	1828	A	P-O3'-C3'	-11.14	106.33	119.70
35	BB	797	C	N3-C4-N4	-11.14	110.20	118.00
85	AA	1283	C	C6-N1-C2	-11.14	115.84	120.30
34	BA	910	U	C2-N3-C4	-11.14	120.32	127.00
34	BA	23	A	N1-C6-N6	-11.14	111.92	118.60
85	AA	1731	G	C6-N1-C2	-11.14	118.42	125.10
34	BA	53	G	C4-N9-C1'	-11.13	112.02	126.50
34	BA	167	U	C6-N1-C1'	11.13	136.79	121.20
35	BB	1145	G	N1-C6-O6	11.13	126.58	119.90
34	BA	1313	U	O4'-C1'-N1	11.13	117.10	108.20
35	BB	115	A	N1-C6-N6	11.13	125.28	118.60
35	BB	1202	G	C5-C6-O6	-11.13	121.92	128.60
85	AA	180	A	N1-C6-N6	-11.12	111.93	118.60
34	BA	547	C	C5'-C4'-O4'	-11.12	95.76	109.10
35	BB	899	C	C6-N1-C1'	11.12	134.14	120.80
65	Bf	170	TYR	CB-CG-CD1	11.12	127.67	121.00
41	BH	126	C	C6-N1-C2	-11.12	115.85	120.30
40	BG	106	G	C1'-O4'-C4'	-11.11	101.01	109.90

Continued on next page...

Continued from previous page...

Mol	Chain	Res	Type	Atoms	Z	Observed(°)	Ideal(°)
65	Bf	339	TYR	CB-CG-CD2	-11.12	114.33	121.00
34	BA	135	G	P-O3'-C3'	-11.11	106.36	119.70
34	BA	1674	G	O4'-C1'-N9	11.11	117.09	108.20
35	BB	1202	G	P-O3'-C3'	-11.11	106.37	119.70
40	BG	84	U	O4'-C1'-N1	11.11	117.09	108.20
34	BA	690	G	C5'-C4'-C3'	-11.11	98.22	116.00
35	BB	521	U	P-O3'-C3'	11.11	133.03	119.70
34	BA	770	G	O4'-C1'-N9	11.11	117.09	108.20
34	BA	1500	G	C5'-C4'-C3'	11.11	133.78	116.00
85	AA	1361	A	C5-C6-N6	-11.11	114.81	123.70
35	BB	638	G	C5-C6-O6	-11.11	121.94	128.60
42	BI	18	HIS	C-N-CA	11.11	149.47	121.70
66	Bg	96	PHE	CB-CG-CD1	11.11	128.57	120.80
85	AA	901	C	C6-N1-C2	-11.11	115.86	120.30
85	AA	1464	G	C5-C6-N1	11.11	117.05	111.50
34	BA	548	G	O4'-C1'-N9	11.10	117.08	108.20
34	BA	201	A	C5-C6-N6	11.10	132.58	123.70
35	BB	13	A	P-O3'-C3'	-11.10	106.38	119.70
85	AA	2231	G	C5-C6-O6	-11.10	121.94	128.60
36	BC	156	A	P-O3'-C3'	11.10	133.01	119.70
85	AA	1598	A	O3'-P-O5'	-11.10	82.92	104.00
85	AA	707	U	P-O3'-C3'	-11.09	106.39	119.70
85	AA	1092	G	C8-N9-C4	-11.09	101.96	106.40
41	BH	91	G	C5-C6-O6	11.09	135.25	128.60
34	BA	1668	C	C2-N1-C1'	-11.08	106.61	118.80
85	AA	2211	G	C8-N9-C1'	11.08	141.41	127.00
36	BC	16	A	C8-N9-C4	11.08	110.23	105.80
43	BJ	59	ARG	NE-CZ-NH2	-11.08	114.76	120.30
35	BB	12	G	C5'-C4'-C3'	11.07	133.72	116.00
34	BA	131	A	N1-C6-N6	-11.07	111.96	118.60
85	AA	619	A	C1'-O4'-C4'	-11.06	101.05	109.90
34	BA	140	C	N3-C4-N4	11.06	125.74	118.00
34	BA	1673	G	N1-C6-O6	-11.06	113.26	119.90
34	BA	557	U	O4'-C4'-C3'	-11.06	92.94	104.00
35	BB	653	G	N1-C6-O6	11.06	126.54	119.90
35	BB	1426	G	N1-C6-O6	-11.06	113.26	119.90
85	AA	52	U	C5'-C4'-C3'	-11.06	98.31	116.00
34	BA	1535	G	C5-C6-O6	-11.06	121.97	128.60
7	A6	163	PHE	CB-CG-CD1	11.05	128.54	120.80
34	BA	1614	G	N1-C6-O6	11.05	126.53	119.90
85	AA	207	G	P-O5'-C5'	11.05	138.59	120.90
85	AA	1134	G	N1-C6-O6	11.05	126.53	119.90

Continued on next page...

Continued from previous page...

Mol	Chain	Res	Type	Atoms	Z	Observed(°)	Ideal(°)
85	AA	2196	G	C4-N9-C1'	-11.05	112.13	126.50
34	BA	678	C	C2-N3-C4	-11.05	114.38	119.90
38	BE	184	G	C5'-C4'-C3'	11.05	133.68	116.00
85	AA	53	G	C4-N9-C1'	-11.05	112.14	126.50
85	AA	578	U	C5'-C4'-C3'	-11.05	98.32	116.00
85	AA	556	C	O3'-P-O5'	-11.04	83.01	104.00
85	AA	817	G	P-O3'-C3'	11.05	132.96	119.70
34	BA	1486	U	C2-N3-C4	-11.04	120.38	127.00
39	BF	12	U	O4'-C1'-N1	11.04	117.03	108.20
35	BB	1138	A	P-O3'-C3'	-11.04	106.45	119.70
35	BB	1018	U	C5'-C4'-C3'	-11.04	98.34	116.00
35	BB	1460	G	C5-C6-O6	-11.04	121.98	128.60
85	AA	1977	G	C5-C6-O6	-11.04	121.98	128.60
85	AA	277	G	P-O5'-C5'	11.04	138.56	120.90
37	BD	99	G	C5-C6-O6	-11.03	121.98	128.60
40	BG	168	A	P-O3'-C3'	11.04	132.94	119.70
37	BD	87	G	C8-N9-C1'	11.03	141.34	127.00
85	AA	14	C	C6-N1-C2	-11.03	115.89	120.30
85	AA	1654	G	N1-C6-O6	11.03	126.52	119.90
34	BA	816	G	P-O3'-C3'	-11.03	106.47	119.70
34	BA	125	G	P-O3'-C3'	-11.02	106.47	119.70
34	BA	628	U	C1'-O4'-C4'	-11.02	101.08	109.90
34	BA	1719	G	N1-C6-O6	-11.02	113.28	119.90
35	BB	1466	A	P-O5'-C5'	11.02	138.54	120.90
34	BA	558	C	O5'-P-OP2	-11.02	95.78	105.70
85	AA	1562	U	O4'-C1'-N1	11.02	117.02	108.20
34	BA	481	A	N1-C2-N3	11.02	134.81	129.30
34	BA	1716	A	N1-C2-N3	-11.02	123.79	129.30
34	BA	1197	U	C2-N1-C1'	-11.01	104.48	117.70
35	BB	490	G	C5'-C4'-C3'	-11.01	98.39	116.00
35	BB	750	G	C5-C6-O6	-11.01	122.00	128.60
34	BA	1180	A	P-O3'-C3'	11.01	132.91	119.70
34	BA	105	U	C5'-C4'-C3'	-11.00	98.39	116.00
83	Bx	119	ARG	NE-CZ-NH1	11.00	125.80	120.30
85	AA	673	A	N1-C6-N6	-11.00	112.00	118.60
35	BB	1302	C	C2-N1-C1'	-11.00	106.70	118.80
35	BB	383	U	O4'-C1'-N1	11.00	117.00	108.20
34	BA	502	U	C2-N1-C1'	-10.99	104.51	117.70
39	BF	22	U	C2-N3-C4	-10.99	120.40	127.00
85	AA	466	A	C4-C5-N7	-10.99	105.20	110.70
85	AA	2194	U	C2-N3-C4	-10.99	120.40	127.00
35	BB	1328	C	P-O5'-C5'	10.98	138.47	120.90

Continued on next page...

Continued from previous page...

Mol	Chain	Res	Type	Atoms	Z	Observed(°)	Ideal(°)
34	BA	1458	A	C4'-C3'-C2'	10.98	113.58	102.60
37	BD	89	G	P-O3'-C3'	-10.98	106.53	119.70
34	BA	561	U	P-O3'-C3'	-10.98	106.53	119.70
35	BB	1045	G	C5'-C4'-C3'	10.98	133.56	116.00
34	BA	1194	G	C4-N9-C1'	-10.97	112.23	126.50
40	BG	31	G	C6-C5-N7	-10.97	123.81	130.40
34	BA	1056	C	C6-N1-C2	-10.97	115.91	120.30
35	BB	701	U	O4'-C1'-N1	10.97	116.98	108.20
35	BB	1529	G	C5-C6-O6	-10.97	122.02	128.60
38	BE	117	A	C4-N9-C1'	10.97	146.05	126.30
85	AA	619	A	C5'-C4'-O4'	10.97	122.26	109.10
35	BB	1143	A	C5'-C4'-C3'	-10.96	98.46	116.00
4	A3	24	ARG	NE-CZ-NH1	10.96	125.78	120.30
34	BA	306	G	N1-C6-O6	-10.95	113.33	119.90
85	AA	775	C	C2-N1-C1'	-10.95	106.75	118.80
85	AA	1698	A	P-O3'-C3'	10.95	132.84	119.70
34	BA	863	G	P-O3'-C3'	10.95	132.84	119.70
37	BD	65	G	C4-N9-C1'	-10.95	112.27	126.50
34	BA	896	U	C5'-C4'-C3'	-10.94	98.49	116.00
85	AA	2146	G	C4-N9-C1'	-10.95	112.27	126.50
34	BA	1595	G	P-O3'-C3'	10.94	132.83	119.70
35	BB	653	G	O5'-P-OP1	-10.94	95.85	105.70
85	AA	736	U	C6-N1-C2	-10.94	114.43	121.00
34	BA	249	A	O4'-C1'-N9	10.94	116.95	108.20
40	BG	131	U	C2-N3-C4	-10.94	120.44	127.00
34	BA	340	U	P-O5'-C5'	10.93	138.39	120.90
36	BC	34	U	C2-N3-C4	-10.93	120.44	127.00
38	BE	130	G	C4-N9-C1'	10.93	140.70	126.50
40	BG	61	A	C5-C6-N6	-10.93	114.96	123.70
85	AA	1421	U	O4'-C1'-N1	10.93	116.94	108.20
17	AI	130	TYR	CB-CG-CD2	-10.92	114.45	121.00
34	BA	140	C	C2-N1-C1'	-10.92	106.79	118.80
35	BB	653	G	C5'-C4'-C3'	10.91	133.46	116.00
85	AA	487	G	P-O5'-C5'	10.91	138.36	120.90
85	AA	2121	G	C8-N9-C1'	10.91	141.19	127.00
34	BA	322	U	N3-C4-O4	-10.91	111.76	119.40
35	BB	374	A	O4'-C1'-N9	10.91	116.93	108.20
85	AA	1110	A	N1-C6-N6	-10.91	112.06	118.60
34	BA	214	A	P-O3'-C3'	10.91	132.79	119.70
34	BA	1810	A	O4'-C1'-N9	10.91	116.93	108.20
35	BB	792	G	O4'-C1'-N9	10.91	116.93	108.20
39	BF	56	C	C2-N1-C1'	-10.91	106.80	118.80

Continued on next page...

Continued from previous page...

Mol	Chain	Res	Type	Atoms	Z	Observed(°)	Ideal(°)
40	BG	13	A	O4'-C1'-N9	10.91	116.92	108.20
35	BB	1494	G	C4-N9-C1'	-10.90	112.32	126.50
38	BE	151	C	P-O5'-C5'	10.90	138.35	120.90
34	BA	718	U	O4'-C1'-N1	10.90	116.92	108.20
35	BB	1532	C	C2-N3-C4	-10.90	114.45	119.90
85	AA	67	C	C6-N1-C2	-10.90	115.94	120.30
85	AA	1484	G	C6-N1-C2	-10.90	118.56	125.10
38	BE	133	C	C4'-C3'-C2'	-10.89	91.71	102.60
35	BB	361	A	P-O3'-C3'	10.89	132.77	119.70
34	BA	599	U	O4'-C1'-N1	10.89	116.91	108.20
35	BB	1413	U	P-O5'-C5'	10.89	138.32	120.90
38	BE	28	C	C5'-C4'-O4'	10.88	122.16	109.10
85	AA	436	G	C5-C6-O6	-10.89	122.07	128.60
85	AA	1007	G	C8-N9-C1'	10.88	141.15	127.00
34	BA	1563	G	P-O3'-C3'	10.88	132.76	119.70
85	AA	838	G	C5-C6-O6	-10.88	122.07	128.60
37	BD	25	G	O4'-C1'-N9	10.88	116.91	108.20
34	BA	151	A	O4'-C1'-N9	10.88	116.90	108.20
34	BA	796	G	N1-C6-O6	10.88	126.43	119.90
34	BA	1299	G	C5-C6-O6	-10.88	122.07	128.60
85	AA	1538	C	O4'-C1'-N1	10.88	116.90	108.20
86	AB	68	C	C2-N1-C1'	-10.88	106.83	118.80
38	BE	9	C	O3'-P-O5'	10.88	124.67	104.00
85	AA	2084	U	P-O3'-C3'	-10.88	106.65	119.70
35	BB	454	U	C5'-C4'-C3'	-10.87	98.60	116.00
40	BG	24	A	C6-C5-N7	-10.87	124.69	132.30
85	AA	854	A	O5'-C5'-C4'	10.87	132.35	111.70
35	BB	1006	C	O4'-C1'-N1	10.87	116.89	108.20
34	BA	603	U	P-O3'-C3'	-10.87	106.66	119.70
36	BC	3	C	O4'-C1'-N1	10.87	116.89	108.20
34	BA	15	G	N1-C6-O6	10.86	126.42	119.90
34	BA	483	A	P-O5'-C5'	10.86	138.28	120.90
39	BF	5	U	C2-N3-C4	-10.86	120.48	127.00
85	AA	1814	U	C6-N1-C2	-10.86	114.48	121.00
39	BF	23	G	O4'-C4'-C3'	-10.86	93.14	104.00
34	BA	625	U	O4'-C1'-N1	10.86	116.89	108.20
38	BE	36	U	N1-C2-N3	10.86	121.41	114.90
34	BA	1442	A	C6-N1-C2	-10.86	112.09	118.60
35	BB	1100	C	C5'-C4'-C3'	-10.85	98.64	116.00
41	BH	72	G	C4'-C3'-C2'	-10.85	91.75	102.60
85	AA	648	G	C4-N9-C1'	-10.85	112.40	126.50
34	BA	1002	U	C1'-O4'-C4'	-10.85	101.22	109.90

Continued on next page...

Continued from previous page...

Mol	Chain	Res	Type	Atoms	Z	Observed(°)	Ideal(°)
38	BE	72	C	C6-N1-C2	-10.84	115.96	120.30
40	BG	11	G	P-O5'-C5'	10.84	138.25	120.90
85	AA	967	C	P-O5'-C5'	10.84	138.25	120.90
36	BC	110	A	C1'-O4'-C4'	-10.84	101.23	109.90
38	BE	70	C	P-O3'-C3'	10.84	132.71	119.70
85	AA	802	A	N1-C6-N6	10.84	125.11	118.60
34	BA	382	G	C8-N9-C4	-10.84	102.06	106.40
34	BA	800	G	N3-C4-C5	-10.84	123.18	128.60
41	BH	30	C	P-O5'-C5'	10.84	138.24	120.90
35	BB	703	U	P-O5'-C5'	10.83	138.23	120.90
35	BB	802	G	N1-C6-O6	-10.83	113.40	119.90
85	AA	1111	A	P-O3'-C3'	10.83	132.70	119.70
85	AA	1701	G	C8-N9-C1'	10.83	141.08	127.00
34	BA	557	U	N1-C1'-C2'	-10.83	99.92	114.00
85	AA	687	G	C5-C6-N1	10.83	116.92	111.50
39	BF	15	U	O4'-C1'-N1	10.83	116.86	108.20
85	AA	424	A	C3'-C2'-C1'	-10.83	92.84	101.50
34	BA	398	G	C5'-C4'-C3'	10.82	133.32	116.00
34	BA	1670	A	N1-C6-N6	-10.82	112.11	118.60
35	BB	949	G	P-O3'-C3'	10.82	132.69	119.70
34	BA	616	G	O4'-C1'-N9	10.82	116.86	108.20
35	BB	1346	A	C6-N1-C2	-10.82	112.11	118.60
38	BE	111	C	C2-N1-C1'	10.82	130.70	118.80
38	BE	58	U	C6-N1-C2	-10.82	114.51	121.00
40	BG	182	G	N1-C6-O6	10.81	126.39	119.90
85	AA	469	G	N1-C2-N3	10.81	130.39	123.90
34	BA	214	A	N1-C6-N6	10.81	125.09	118.60
38	BE	85	G	C5'-C4'-C3'	10.81	133.29	116.00
38	BE	116	U	P-O3'-C3'	-10.81	106.73	119.70
41	BH	75	G	N1-C2-N3	-10.81	117.42	123.90
34	BA	166	G	C4-N9-C1'	-10.80	112.45	126.50
40	BG	31	G	C4-C5-C6	-10.81	112.32	118.80
40	BG	31	G	C5-C6-N1	10.80	116.90	111.50
85	AA	555	C	C6-N1-C2	-10.81	115.98	120.30
85	AA	589	A	P-O3'-C3'	10.80	132.66	119.70
34	BA	216	C	P-O3'-C3'	-10.80	106.74	119.70
35	BB	392	G	N1-C6-O6	-10.80	113.42	119.90
35	BB	557	C	C6-N1-C2	-10.80	115.98	120.30
35	BB	1306	G	C5-C6-O6	10.80	135.08	128.60
34	BA	91	C	C3'-C2'-C1'	-10.79	92.86	101.50
85	AA	1002	G	C5-C6-O6	-10.79	122.12	128.60
85	AA	1469	G	C8-N9-C4	-10.79	102.08	106.40

Continued on next page...

Continued from previous page...

Mol	Chain	Res	Type	Atoms	Z	Observed(°)	Ideal(°)
41	BH	63	G	N1-C6-O6	10.79	126.37	119.90
85	AA	2056	C	C6-N1-C1'	10.79	133.75	120.80
34	BA	1792	U	P-O3'-C3'	10.79	132.64	119.70
85	AA	1004	G	C8-N9-C4	-10.79	102.08	106.40
38	BE	133	C	C6-N1-C2	-10.78	115.99	120.30
34	BA	1845	G	N3-C2-N2	-10.78	112.35	119.90
38	BE	14	C	C6-N1-C2	-10.78	115.99	120.30
34	BA	1835	A	C5'-C4'-C3'	-10.78	98.75	116.00
85	AA	355	G	P-O3'-C3'	10.78	132.64	119.70
34	BA	1729	G	O4'-C1'-N9	10.78	116.82	108.20
34	BA	764	G	C5'-C4'-C3'	10.78	133.24	116.00
35	BB	991	C	O4'-C1'-N1	10.78	116.82	108.20
34	BA	116	G	C1'-O4'-C4'	-10.78	101.28	109.90
34	BA	1112	U	C6-N1-C2	-10.78	114.53	121.00
35	BB	1401	G	C5-C6-O6	-10.78	122.13	128.60
38	BE	91	G	C8-N9-C1'	10.78	141.01	127.00
85	AA	2060	G	C5-C6-O6	-10.78	122.14	128.60
85	AA	2084	U	P-O5'-C5'	10.78	138.14	120.90
36	BC	87	C	C5'-C4'-C3'	-10.77	98.77	116.00
85	AA	1493	A	P-O3'-C3'	-10.77	106.78	119.70
85	AA	994	A	P-O3'-C3'	-10.77	106.78	119.70
34	BA	1325	G	C5-C6-O6	-10.77	122.14	128.60
85	AA	504	U	C1'-O4'-C4'	-10.77	101.29	109.90
35	BB	1145	G	C5-C6-O6	-10.77	122.14	128.60
34	BA	343	G	C6-N1-C2	-10.76	118.64	125.10
34	BA	631	G	C4-N9-C1'	-10.76	112.51	126.50
61	Bb	32	ARG	NE-CZ-NH1	10.76	125.68	120.30
35	BB	970	C	O4'-C1'-N1	10.76	116.81	108.20
36	BC	168	C	C5'-C4'-C3'	-10.76	98.79	116.00
85	AA	742	U	C6-N1-C2	-10.76	114.55	121.00
34	BA	593	G	C8-N9-C4	-10.75	102.10	106.40
35	BB	1030	U	C1'-O4'-C4'	-10.75	101.30	109.90
85	AA	860	C	C6-N1-C1'	10.75	133.70	120.80
85	AA	2099	C	C2-N3-C4	-10.75	114.53	119.90
85	AA	2231	G	P-O5'-C5'	10.75	138.10	120.90
35	BB	1517	G	C5-C6-O6	-10.75	122.15	128.60
35	BB	1470	G	C5-C6-O6	-10.75	122.15	128.60
85	AA	489	C	O4'-C1'-N1	10.75	116.80	108.20
34	BA	1797	A	P-O3'-C3'	10.74	132.59	119.70
37	BD	25	G	C4-N9-C1'	-10.74	112.53	126.50
85	AA	961	U	C5'-C4'-C3'	-10.74	98.81	116.00
85	AA	899	A	P-O3'-C3'	-10.74	106.81	119.70

Continued on next page...

Continued from previous page...

Mol	Chain	Res	Type	Atoms	Z	Observed(°)	Ideal(°)
34	BA	322	U	C5-C4-O4	10.74	132.34	125.90
38	BE	97	G	C5-C6-O6	-10.74	122.16	128.60
85	AA	1491	G	P-O3'-C3'	10.74	132.59	119.70
34	BA	1829	A	P-O3'-C3'	-10.74	106.81	119.70
38	BE	101	C	P-O5'-C5'	10.74	138.08	120.90
34	BA	575	U	C4'-C3'-C2'	10.73	113.33	102.60
85	AA	133	G	C4-N9-C1'	-10.73	112.55	126.50
40	BG	171	A	O4'-C4'-C3'	-10.73	93.27	104.00
40	BG	75	C	C2-N3-C4	-10.73	114.54	119.90
38	BE	89	G	C5-C6-O6	10.73	135.04	128.60
34	BA	1613	G	P-O3'-C3'	-10.72	106.83	119.70
34	BA	1722	U	C1'-O4'-C4'	-10.72	101.32	109.90
35	BB	669	A	P-O5'-C5'	10.72	138.05	120.90
41	BH	113	G	N1-C6-O6	10.72	126.33	119.90
35	BB	1168	G	C8-N9-C1'	10.72	140.94	127.00
35	BB	1495	U	C2-N3-C4	-10.72	120.57	127.00
85	AA	972	G	C5'-C4'-C3'	10.72	133.15	116.00
85	AA	1872	G	C5-C6-O6	-10.72	122.17	128.60
34	BA	593	G	O4'-C1'-N9	10.71	116.77	108.20
34	BA	780	U	O4'-C4'-C3'	-10.72	93.28	104.00
36	BC	59	A	N1-C6-N6	-10.71	112.17	118.60
85	AA	1713	A	O4'-C1'-N9	10.71	116.77	108.20
34	BA	240	C	O4'-C1'-N1	10.71	116.77	108.20
59	BZ	48	ARG	NE-CZ-NH1	10.71	125.66	120.30
85	AA	1458	G	C8-N9-C4	-10.71	102.12	106.40
85	AA	1247	A	C5-C6-N6	-10.70	115.14	123.70
34	BA	6	C	P-O5'-C5'	10.70	138.02	120.90
34	BA	1313	U	C1'-O4'-C4'	-10.70	101.34	109.90
65	Bf	416	PHE	CB-CG-CD1	-10.70	113.31	120.80
38	BE	117	A	C5-N7-C8	-10.69	98.55	103.90
34	BA	660	C	C2-N1-C1'	-10.69	107.04	118.80
35	BB	145	G	P-O3'-C3'	10.69	132.53	119.70
34	BA	856	G	P-O5'-C5'	10.69	138.00	120.90
35	BB	389	G	C5-C6-O6	-10.69	122.19	128.60
35	BB	809	U	C2-N1-C1'	-10.69	104.87	117.70
47	BN	52	PHE	CB-CG-CD1	10.69	128.28	120.80
85	AA	157	G	C8-N9-C4	10.69	110.68	106.40
34	BA	1218	G	N1-C6-O6	-10.69	113.49	119.90
85	AA	863	C	C2-N3-C4	-10.69	114.56	119.90
35	BB	91	G	C6-N1-C2	-10.68	118.69	125.10
85	AA	211	C	C5'-C4'-C3'	10.68	133.09	116.00
34	BA	626	G	C8-N9-C4	-10.68	102.13	106.40

Continued on next page...

Continued from previous page...

Mol	Chain	Res	Type	Atoms	Z	Observed(°)	Ideal(°)
85	AA	303	A	C5'-C4'-C3'	10.68	133.08	116.00
34	BA	1569	C	C6-N1-C2	-10.67	116.03	120.30
38	BE	115	U	O4'-C1'-N1	10.67	116.74	108.20
41	BH	91	G	N1-C6-O6	-10.67	113.50	119.90
85	AA	908	C	C5'-C4'-C3'	-10.67	98.92	116.00
85	AA	8	U	P-O3'-C3'	10.67	132.50	119.70
85	AA	450	A	C1'-O4'-C4'	-10.67	101.36	109.90
85	AA	2208	G	C8-N9-C4	-10.67	102.13	106.40
34	BA	1808	A	P-O3'-C3'	-10.67	106.90	119.70
34	BA	232	U	P-O5'-C5'	10.66	137.96	120.90
34	BA	587	U	P-O3'-C3'	10.66	132.49	119.70
34	BA	651	U	C3'-C2'-C1'	-10.66	92.97	101.50
40	BG	14	G	C5'-C4'-C3'	10.66	133.06	116.00
85	AA	925	G	C4-N9-C1'	-10.66	112.64	126.50
85	AA	2033	C	O4'-C1'-N1	10.66	116.73	108.20
34	BA	596	G	C5-C6-O6	-10.66	122.21	128.60
38	BE	127	G	C2-N3-C4	10.66	117.23	111.90
34	BA	1204	U	C5'-C4'-C3'	-10.66	98.95	116.00
35	BB	1294	C	O4'-C1'-N1	10.66	116.73	108.20
40	BG	9	G	C6-N1-C2	-10.66	118.71	125.10
34	BA	260	A	N1-C6-N6	-10.65	112.21	118.60
85	AA	877	G	C5-C6-N1	10.65	116.83	111.50
36	BC	129	C	C6-N1-C2	-10.65	116.04	120.30
35	BB	993	A	P-O3'-C3'	-10.65	106.92	119.70
85	AA	976	G	C4-N9-C1'	-10.65	112.66	126.50
85	AA	989	U	O4'-C1'-N1	10.65	116.72	108.20
34	BA	18	G	C6-N1-C2	-10.65	118.71	125.10
34	BA	743	A	C5-C6-N6	-10.65	115.18	123.70
34	BA	865	C	O4'-C1'-N1	10.65	116.72	108.20
38	BE	115	U	O3'-P-O5'	-10.65	83.77	104.00
34	BA	1182	U	P-O5'-C5'	10.64	137.93	120.90
85	AA	120	C	C6-N1-C1'	-10.64	108.03	120.80
85	AA	2023	U	O4'-C1'-N1	10.64	116.71	108.20
41	BH	129	G	O4'-C1'-N9	10.64	116.71	108.20
85	AA	2077	G	C5-C6-O6	-10.64	122.22	128.60
34	BA	1613	G	N1-C6-O6	10.64	126.28	119.90
34	BA	1599	A	C5'-C4'-C3'	-10.64	98.98	116.00
34	BA	1830	A	O4'-C1'-N9	10.64	116.71	108.20
35	BB	1250	A	N1-C6-N6	-10.64	112.22	118.60
35	BB	833	G	C8-N9-C1'	10.64	140.83	127.00
35	BB	989	C	C2-N1-C1'	10.63	130.50	118.80
38	BE	195	G	C5-C6-O6	-10.64	122.22	128.60

Continued on next page...

Continued from previous page...

Mol	Chain	Res	Type	Atoms	Z	Observed(°)	Ideal(°)
40	BG	182	G	C5-C6-O6	-10.63	122.22	128.60
85	AA	691	U	C6-N1-C2	-10.64	114.62	121.00
85	AA	899	A	O4'-C1'-N9	10.63	116.70	108.20
41	BH	111	U	O4'-C1'-N1	10.63	116.70	108.20
85	AA	1464	G	C1'-O4'-C4'	-10.63	101.39	109.90
34	BA	573	U	C5'-C4'-C3'	10.63	133.00	116.00
40	BG	62	C	C6-N1-C2	-10.63	116.05	120.30
85	AA	286	C	O4'-C1'-N1	10.62	116.70	108.20
85	AA	442	G	C5-C6-O6	-10.62	122.22	128.60
34	BA	570	G	N9-C4-C5	-10.62	101.15	105.40
41	BH	6	U	C2-N1-C1'	-10.62	104.95	117.70
85	AA	337	C	O4'-C1'-N1	10.62	116.70	108.20
85	AA	455	G	C2-N3-C4	-10.62	106.59	111.90
34	BA	690	G	C4-N9-C1'	-10.62	112.70	126.50
34	BA	736	G	C5-C6-O6	-10.62	122.23	128.60
35	BB	975	G	C5'-C4'-C3'	10.62	132.99	116.00
34	BA	985	C	C4'-C3'-C2'	10.61	113.21	102.60
41	BH	20	A	C5'-C4'-C3'	-10.62	99.02	116.00
34	BA	524	G	O3'-P-O5'	10.61	124.17	104.00
34	BA	572	G	O3'-P-O5'	10.61	124.16	104.00
40	BG	9	G	C8-N9-C1'	10.61	140.79	127.00
41	BH	123	G	N9-C1'-C2'	-10.61	100.21	114.00
34	BA	25	C	O4'-C1'-N1	10.61	116.68	108.20
34	BA	1730	A	P-O5'-C5'	10.61	137.87	120.90
35	BB	692	G	C5-C6-O6	10.61	134.96	128.60
85	AA	325	C	P-O3'-C3'	10.61	132.43	119.70
85	AA	424	A	P-O3'-C3'	-10.61	106.97	119.70
34	BA	578	C	O4'-C1'-N1	10.60	116.68	108.20
35	BB	1212	C	C2-N3-C4	-10.60	114.60	119.90
34	BA	944	G	C4-N9-C1'	-10.60	112.72	126.50
39	BF	51	C	O3'-P-O5'	-10.60	83.86	104.00
35	BB	57	G	N9-C1'-C2'	-10.60	100.22	114.00
35	BB	1229	A	O3'-P-O5'	10.60	124.13	104.00
36	BC	169	G	C4-N9-C1'	-10.60	112.72	126.50
85	AA	1814	U	N3-C2-O2	-10.60	114.78	122.20
38	BE	136	G	P-O3'-C3'	-10.59	106.99	119.70
85	AA	1683	U	C2-N1-C1'	10.59	130.41	117.70
38	BE	117	A	C8-N9-C4	-10.59	101.56	105.80
40	BG	175	G	P-O5'-C5'	10.59	137.85	120.90
34	BA	248	G	C5-C6-O6	-10.59	122.25	128.60
34	BA	547	C	C3'-C2'-C1'	10.59	109.97	101.50
34	BA	1364	G	O4'-C1'-N9	10.59	116.67	108.20

Continued on next page...

Continued from previous page...

Mol	Chain	Res	Type	Atoms	Z	Observed(°)	Ideal(°)
39	BF	54	U	C4'-C3'-C2'	-10.59	92.01	102.60
35	BB	60	A	C1'-O4'-C4'	-10.59	101.43	109.90
35	BB	1188	A	N1-C6-N6	-10.59	112.25	118.60
34	BA	870	C	O4'-C1'-N1	10.58	116.67	108.20
35	BB	1226	G	N1-C6-O6	10.58	126.25	119.90
85	AA	1979	A	O4'-C1'-N9	10.58	116.67	108.20
85	AA	2082	C	C6-N1-C2	-10.58	116.07	120.30
34	BA	882	G	C4-N9-C1'	-10.58	112.74	126.50
85	AA	668	A	P-O3'-C3'	10.58	132.40	119.70
34	BA	944	G	C5-C6-O6	-10.58	122.25	128.60
35	BB	780	U	C2-N3-C4	-10.58	120.65	127.00
35	BB	901	U	P-O5'-C5'	10.58	137.82	120.90
85	AA	687	G	C2'-C3'-O3'	10.58	132.77	109.50
36	BC	121	G	P-O3'-C3'	10.58	132.39	119.70
35	BB	1441	C	C6-N1-C1'	-10.57	108.11	120.80
85	AA	561	C	O4'-C1'-N1	10.57	116.66	108.20
85	AA	2075	C	P-O5'-C5'	10.57	137.82	120.90
27	AT	65	PHE	CB-CG-CD2	-10.57	113.40	120.80
35	BB	1520	C	O4'-C1'-N1	10.57	116.66	108.20
34	BA	140	C	C5-C4-N4	-10.57	112.80	120.20
85	AA	1921	G	O5'-C5'-C4'	10.57	131.78	111.70
35	BB	991	C	P-O3'-C3'	10.56	132.38	119.70
85	AA	1999	C	O4'-C1'-N1	10.56	116.65	108.20
34	BA	712	C	O4'-C1'-N1	10.56	116.65	108.20
85	AA	333	A	P-O3'-C3'	10.56	132.38	119.70
37	BD	47	U	P-O3'-C3'	10.56	132.37	119.70
85	AA	82	A	O3'-P-O5'	-10.56	83.94	104.00
34	BA	993	C	C2-N3-C4	-10.56	114.62	119.90
34	BA	1689	U	P-O3'-C3'	10.55	132.37	119.70
35	BB	1148	U	P-O3'-C3'	10.55	132.37	119.70
38	BE	55	C	C2-N1-C1'	10.56	130.41	118.80
35	BB	1535	G	P-O5'-C5'	-10.55	104.02	120.90
86	AB	67	C	C5'-C4'-C3'	-10.55	99.11	116.00
34	BA	605	G	C5'-C4'-O4'	10.55	121.76	109.10
34	BA	214	A	C5-C6-N6	-10.55	115.26	123.70
85	AA	510	A	P-O3'-C3'	10.55	132.36	119.70
34	BA	65	A	P-O5'-C5'	10.55	137.78	120.90
34	BA	136	A	C4-N9-C1'	-10.55	107.31	126.30
85	AA	386	G	C4-N9-C1'	10.55	140.21	126.50
35	BB	1063	C	C2-N1-C1'	-10.55	107.20	118.80
15	AG	121	ARG	NE-CZ-NH1	10.55	125.57	120.30
34	BA	326	A	P-O3'-C3'	-10.55	107.04	119.70

Continued on next page...

Continued from previous page...

Mol	Chain	Res	Type	Atoms	Z	Observed(°)	Ideal(°)
35	BB	76	C	P-O3'-C3'	-10.55	107.05	119.70
37	BD	26	C	C3'-C2'-C1'	-10.55	93.06	101.50
85	AA	658	C	C6-N1-C2	-10.55	116.08	120.30
39	BF	7	G	C8-N9-C1'	-10.54	113.29	127.00
50	BQ	164	ARG	NE-CZ-NH2	-10.54	115.03	120.30
35	BB	17	U	P-O5'-C5'	10.54	137.77	120.90
23	AP	87	ARG	NE-CZ-NH1	10.54	125.57	120.30
34	BA	1070	G	N3-C2-N2	10.54	127.28	119.90
35	BB	2	C	O4'-C1'-N1	10.54	116.63	108.20
40	BG	4	A	N1-C6-N6	-10.54	112.28	118.60
41	BH	32	U	C2-N3-C4	-10.54	120.67	127.00
38	BE	135	A	O4'-C1'-N9	10.54	116.63	108.20
48	BO	103	ARG	NE-CZ-NH1	10.54	125.57	120.30
85	AA	740	A	O4'-C1'-N9	10.54	116.63	108.20
35	BB	882	U	P-O3'-C3'	10.53	132.34	119.70
35	BB	129	U	C2-N3-C4	-10.53	120.68	127.00
85	AA	1495	G	O5'-C5'-C4'	-10.53	91.69	111.70
35	BB	800	U	P-O5'-C5'	10.53	137.75	120.90
35	BB	868	C	C6-N1-C1'	10.53	133.43	120.80
85	AA	424	A	C4'-C3'-O3'	10.53	134.06	113.00
49	BP	11	ARG	NE-CZ-NH1	10.53	125.56	120.30
85	AA	1499	G	C4-N9-C1'	-10.53	112.82	126.50
34	BA	764	G	O4'-C1'-N9	10.52	116.62	108.20
85	AA	861	G	C2-N3-C4	-10.52	106.64	111.90
72	Bm	38	TYR	CB-CG-CD1	-10.52	114.69	121.00
34	BA	24	C	C6-N1-C2	-10.52	116.09	120.30
34	BA	670	U	O4'-C1'-N1	10.52	116.61	108.20
35	BB	796	C	O4'-C1'-N1	10.52	116.61	108.20
85	AA	1729	C	C6-N1-C2	-10.52	116.09	120.30
40	BG	24	A	P-O5'-C5'	-10.52	104.08	120.90
40	BG	105	A	P-O5'-C5'	10.52	137.73	120.90
54	BU	49	ARG	NE-CZ-NH1	10.52	125.56	120.30
86	AB	65	G	C5-C6-O6	-10.52	122.29	128.60
35	BB	816	U	N1-C2-N3	10.51	121.21	114.90
35	BB	756	C	O4'-C1'-N1	10.51	116.61	108.20
35	BB	1026	G	P-O5'-C5'	10.51	137.71	120.90
40	BG	85	C	C6-N1-C2	-10.51	116.10	120.30
31	AX	152	ARG	NE-CZ-NH1	10.50	125.55	120.30
35	BB	833	G	C1'-O4'-C4'	-10.50	101.50	109.90
85	AA	538	A	O4'-C1'-N9	10.50	116.60	108.20
35	BB	868	C	N3-C2-O2	-10.50	114.55	121.90
85	AA	986	U	C6-N1-C1'	10.50	135.90	121.20

Continued on next page...

Continued from previous page...

Mol	Chain	Res	Type	Atoms	Z	Observed(°)	Ideal(°)
41	BH	23	G	C8-N9-C4	-10.50	102.20	106.40
42	BI	187	ARG	NE-CZ-NH1	10.50	125.55	120.30
65	Bf	170	TYR	CB-CG-CD2	-10.50	114.70	121.00
86	AB	39	U	O4'-C1'-N1	10.50	116.60	108.20
35	BB	691	A	N1-C6-N6	10.49	124.90	118.60
85	AA	357	C	O4'-C1'-N1	10.49	116.60	108.20
35	BB	472	C	C2-N1-C1'	-10.49	107.26	118.80
35	BB	261	C	O4'-C1'-N1	10.49	116.59	108.20
85	AA	203	C	O4'-C1'-N1	10.49	116.59	108.20
34	BA	604	G	O5'-P-OP2	-10.49	96.26	105.70
85	AA	964	C	C2-N1-C1'	10.48	130.33	118.80
34	BA	1786	C	C6-N1-C2	-10.48	116.11	120.30
85	AA	984	A	C5'-C4'-C3'	-10.48	99.23	116.00
85	AA	205	A	P-O3'-C3'	-10.48	107.12	119.70
85	AA	456	A	P-O3'-C3'	-10.48	107.12	119.70
85	AA	992	G	C8-N9-C1'	10.48	140.63	127.00
34	BA	519	G	O4'-C1'-N9	10.48	116.58	108.20
85	AA	1456	A	O4'-C1'-N9	10.48	116.58	108.20
85	AA	1095	C	O4'-C1'-N1	10.48	116.58	108.20
35	BB	815	G	C4-N9-C1'	-10.48	112.88	126.50
42	BI	159	PHE	CB-CG-CD2	-10.47	113.47	120.80
34	BA	223	U	C2-N3-C4	-10.47	120.72	127.00
35	BB	423	G	N1-C6-O6	-10.47	113.62	119.90
40	BG	14	G	C5-C6-O6	-10.47	122.32	128.60
85	AA	881	C	O4'-C1'-N1	10.47	116.58	108.20
85	AA	914	U	O4'-C1'-N1	10.46	116.57	108.20
41	BH	75	G	OP1-P-OP2	-10.46	103.91	119.60
34	BA	1711	G	C5'-C4'-C3'	-10.46	99.27	116.00
85	AA	721	C	C6-N1-C2	-10.46	116.12	120.30
35	BB	1509	G	C5'-C4'-C3'	-10.46	99.27	116.00
85	AA	1115	G	C6-N1-C2	-10.46	118.83	125.10
34	BA	1830	A	C5'-C4'-C3'	-10.46	99.27	116.00
85	AA	645	C	C6-N1-C2	-10.46	116.12	120.30
34	BA	1200	U	C2-N1-C1'	10.45	130.24	117.70
35	BB	1137	G	C5'-C4'-C3'	-10.45	99.28	116.00
38	BE	13	A	C4'-C3'-C2'	10.45	113.05	102.60
85	AA	715	G	O4'-C1'-N9	10.45	116.56	108.20
35	BB	76	C	O4'-C1'-N1	10.45	116.56	108.20
37	BD	47	U	C5'-C4'-C3'	10.45	132.71	116.00
41	BH	34	G	C5'-C4'-C3'	-10.45	99.29	116.00
85	AA	386	G	C8-N9-C1'	-10.45	113.42	127.00
85	AA	455	G	C5'-C4'-C3'	-10.44	99.29	116.00

Continued on next page...

Continued from previous page...

Mol	Chain	Res	Type	Atoms	Z	Observed(°)	Ideal(°)
34	BA	804	G	C4'-C3'-C2'	-10.44	92.16	102.60
85	AA	1916	A	C2-N3-C4	-10.44	105.38	110.60
38	BE	71	A	P-O3'-C3'	10.44	132.22	119.70
35	BB	1312	U	P-O5'-C5'	10.44	137.60	120.90
34	BA	480	G	C8-N9-C4	10.44	110.57	106.40
5	A4	71	ARG	NE-CZ-NH1	10.43	125.52	120.30
34	BA	1641	G	C8-N9-C1'	10.43	140.56	127.00
85	AA	684	G	C6-N1-C2	-10.43	118.84	125.10
85	AA	1730	C	O3'-P-O5'	-10.43	84.18	104.00
41	BH	134	U	C2-N1-C1'	-10.43	105.19	117.70
85	AA	2082	C	C2-N1-C1'	10.43	130.27	118.80
34	BA	669	U	O4'-C1'-N1	10.43	116.54	108.20
35	BB	389	G	N1-C6-O6	10.43	126.16	119.90
35	BB	1357	C	C6-N1-C1'	-10.42	108.29	120.80
35	BB	1514	G	C8-N9-C1'	10.42	140.55	127.00
34	BA	1080	U	C5'-C4'-C3'	10.42	132.67	116.00
35	BB	867	C	O4'-C1'-N1	10.42	116.54	108.20
35	BB	1235	A	P-O5'-C5'	-10.42	104.23	120.90
41	BH	123	G	C5-C6-O6	-10.42	122.35	128.60
34	BA	242	U	C2-N3-C4	-10.42	120.75	127.00
34	BA	1568	A	N1-C6-N6	10.41	124.85	118.60
34	BA	255	G	C5'-C4'-C3'	-10.41	99.34	116.00
85	AA	801	U	P-O5'-C5'	10.41	137.56	120.90
7	A6	15	ARG	NE-CZ-NH1	10.41	125.50	120.30
34	BA	755	G	C5-C6-O6	-10.41	122.35	128.60
38	BE	191	U	P-O5'-C5'	-10.41	104.25	120.90
85	AA	68	A	C5'-C4'-C3'	-10.41	99.35	116.00
34	BA	521	C	O4'-C1'-N1	10.41	116.53	108.20
36	BC	123	G	N1-C6-O6	10.41	126.14	119.90
34	BA	141	G	N1-C6-O6	10.40	126.14	119.90
85	AA	1935	G	P-O5'-C5'	10.40	137.55	120.90
34	BA	668	G	P-O3'-C3'	-10.40	107.22	119.70
34	BA	1184	A	O4'-C1'-N9	10.40	116.52	108.20
34	BA	1735	G	N1-C6-O6	10.40	126.14	119.90
15	AG	94	ARG	NE-CZ-NH1	10.40	125.50	120.30
34	BA	1468	U	C5'-C4'-C3'	-10.40	99.36	116.00
35	BB	1151	A	C8-N9-C4	-10.40	101.64	105.80
34	BA	489	A	O4'-C1'-N9	10.40	116.52	108.20
84	By	94	TYR	CB-CG-CD1	-10.40	114.76	121.00
34	BA	837	U	O3'-P-O5'	-10.40	84.25	104.00
35	BB	1052	G	N1-C6-O6	10.39	126.14	119.90
35	BB	1167	C	C6-N1-C2	-10.39	116.14	120.30

Continued on next page...

Continued from previous page...

Mol	Chain	Res	Type	Atoms	Z	Observed(°)	Ideal(°)
85	AA	90	A	O4'-C1'-N9	10.39	116.52	108.20
38	BE	130	G	C5'-C4'-C3'	10.39	132.63	116.00
35	BB	1410	G	C5'-C4'-C3'	-10.39	99.38	116.00
34	BA	81	C	C4'-C3'-C2'	10.39	112.99	102.60
35	BB	599	U	C5'-C4'-C3'	-10.39	99.38	116.00
35	BB	1480	G	N1-C6-O6	10.38	126.13	119.90
39	BF	16	C	C5'-C4'-C3'	10.38	132.61	116.00
85	AA	696	G	P-O3'-C3'	10.38	132.16	119.70
34	BA	804	G	C8-N9-C4	-10.38	102.25	106.40
34	BA	6	C	O5'-P-OP2	-10.38	96.36	105.70
34	BA	214	A	C3'-C2'-C1'	-10.38	93.19	101.50
35	BB	1302	C	C5-C4-N4	-10.38	112.93	120.20
34	BA	620	C	O4'-C1'-N1	10.38	116.50	108.20
41	BH	62	C	O4'-C1'-N1	10.38	116.50	108.20
85	AA	2241	C	O4'-C1'-N1	10.38	116.50	108.20
34	BA	1320	A	N1-C2-N3	-10.37	124.11	129.30
38	BE	132	U	C2-N1-C1'	-10.37	105.25	117.70
85	AA	731	U	C2-N3-C4	-10.37	120.78	127.00
34	BA	1688	G	C5-C6-O6	-10.37	122.38	128.60
35	BB	555	G	C5'-C4'-C3'	-10.37	99.41	116.00
85	AA	1310	G	N1-C6-O6	10.37	126.12	119.90
85	AA	1650	G	P-O3'-C3'	10.37	132.15	119.70
35	BB	6	A	C5'-C4'-C3'	-10.37	99.42	116.00
34	BA	574	U	O4'-C1'-N1	10.36	116.49	108.20
37	BD	92	G	O4'-C1'-N9	10.36	116.49	108.20
34	BA	111	U	C3'-C2'-C1'	-10.36	93.21	101.50
34	BA	692	U	N3-C2-O2	10.36	129.45	122.20
35	BB	1134	G	N1-C6-O6	10.36	126.11	119.90
34	BA	141	G	C5-C6-O6	-10.36	122.39	128.60
34	BA	194	G	N1-C6-O6	-10.35	113.69	119.90
34	BA	15	G	C8-N9-C4	10.35	110.54	106.40
34	BA	1732	A	C5'-C4'-O4'	10.35	121.52	109.10
85	AA	408	C	C6-N1-C2	-10.35	116.16	120.30
85	AA	963	U	C1'-O4'-C4'	-10.35	101.62	109.90
35	BB	619	A	P-O3'-C3'	-10.35	107.28	119.70
47	BN	120	ARG	NE-CZ-NH1	10.35	125.47	120.30
36	BC	25	C	C5-C4-N4	-10.35	112.96	120.20
85	AA	1506	U	C2-N1-C1'	-10.35	105.28	117.70
85	AA	1829	C	C2-N3-C4	-10.35	114.73	119.90
34	BA	172	A	N1-C6-N6	10.34	124.81	118.60
34	BA	72	U	O5'-P-OP1	10.34	123.11	110.70
34	BA	1474	G	C5'-C4'-C3'	-10.34	99.45	116.00

Continued on next page...

Continued from previous page...

Mol	Chain	Res	Type	Atoms	Z	Observed(°)	Ideal(°)
34	BA	157	U	P-O3'-C3'	10.34	132.10	119.70
34	BA	526	C	P-O3'-C3'	10.34	132.11	119.70
34	BA	528	C	C5'-C4'-C3'	10.34	132.54	116.00
35	BB	115	A	C5-C6-N6	-10.34	115.43	123.70
85	AA	2200	A	C5'-C4'-C3'	-10.33	99.47	116.00
34	BA	875	G	N9-C4-C5	-10.33	101.27	105.40
85	AA	2018	U	C2-N3-C4	-10.33	120.80	127.00
34	BA	429	G	C5-C6-O6	-10.33	122.40	128.60
34	BA	618	G	C8-N9-C4	-10.33	102.27	106.40
85	AA	941	C	P-O3'-C3'	10.33	132.09	119.70
34	BA	1673	G	P-O3'-C3'	-10.32	107.31	119.70
35	BB	878	G	N9-C1'-C2'	-10.32	100.58	114.00
34	BA	1410	C	C5'-C4'-C3'	-10.32	99.49	116.00
35	BB	1062	G	C5-C6-O6	-10.32	122.41	128.60
34	BA	508	C	P-O3'-C3'	10.32	132.08	119.70
34	BA	1042	U	P-O3'-C3'	10.31	132.08	119.70
34	BA	1294	C	O4'-C1'-N1	10.31	116.45	108.20
85	AA	658	C	C5'-C4'-C3'	-10.31	99.50	116.00
35	BB	781	U	P-O5'-C5'	10.31	137.40	120.90
41	BH	98	U	O5'-P-OP1	10.31	123.07	110.70
34	BA	691	A	P-O3'-C3'	-10.30	107.33	119.70
35	BB	490	G	P-O5'-C5'	-10.30	104.42	120.90
85	AA	2220	U	P-O3'-C3'	-10.30	107.33	119.70
85	AA	730	G	C8-N9-C1'	10.30	140.39	127.00
34	BA	1416	C	C5'-C4'-C3'	10.30	132.48	116.00
85	AA	2014	G	C5-C6-O6	-10.30	122.42	128.60
85	AA	15	U	C2-N3-C4	-10.29	120.82	127.00
85	AA	313	A	C8-N9-C4	10.29	109.92	105.80
85	AA	816	A	O4'-C1'-N9	10.29	116.43	108.20
41	BH	133	U	C2-N3-C4	-10.29	120.83	127.00
85	AA	114	C	O4'-C1'-N1	10.29	116.43	108.20
34	BA	289	A	P-O3'-C3'	10.29	132.05	119.70
34	BA	801	U	P-O3'-C3'	-10.29	107.36	119.70
34	BA	923	C	C3'-C2'-C1'	-10.29	93.27	101.50
41	BH	119	U	C2-N1-C1'	-10.29	105.36	117.70
34	BA	787	A	P-O3'-C3'	10.28	132.04	119.70
34	BA	71	G	C8-N9-C4	-10.28	102.29	106.40
35	BB	530	C	P-O5'-C5'	10.28	137.35	120.90
35	BB	1465	U	P-O5'-C5'	-10.28	104.45	120.90
34	BA	939	C	C6-N1-C2	-10.28	116.19	120.30
34	BA	1455	C	C4'-C3'-C2'	10.28	112.88	102.60
40	BG	16	G	O4'-C1'-N9	10.28	116.42	108.20

Continued on next page...

Continued from previous page...

Mol	Chain	Res	Type	Atoms	Z	Observed(°)	Ideal(°)
34	BA	149	G	O4'-C1'-N9	10.28	116.42	108.20
85	AA	1225	C	C2-N1-C1'	10.28	130.10	118.80
34	BA	103	G	C4-N9-C1'	-10.27	113.15	126.50
34	BA	480	G	P-O3'-C3'	-10.27	107.37	119.70
35	BB	1537	C	P-O5'-C5'	10.27	137.34	120.90
85	AA	327	G	O4'-C4'-C3'	-10.27	93.73	104.00
85	AA	1358	A	O4'-C1'-N9	10.27	116.42	108.20
86	AB	70	G	P-O3'-C3'	-10.27	107.38	119.70
34	BA	114	U	C5'-C4'-O4'	-10.27	96.78	109.10
34	BA	1744	C	O4'-C1'-N1	10.27	116.41	108.20
36	BC	6	G	C5-C6-O6	-10.27	122.44	128.60
34	BA	576	C	P-O3'-C3'	10.26	132.02	119.70
35	BB	1515	C	C6-N1-C2	-10.26	116.19	120.30
36	BC	124	A	C5'-C4'-C3'	10.26	132.42	116.00
85	AA	942	A	C1'-O4'-C4'	-10.26	101.69	109.90
85	AA	1909	C	P-O3'-C3'	10.26	132.02	119.70
85	AA	365	G	C4-N9-C1'	-10.26	113.16	126.50
42	BI	159	PHE	CB-CG-CD1	10.26	127.98	120.80
40	BG	157	A	N1-C6-N6	-10.26	112.44	118.60
85	AA	2011	C	O4'-C1'-N1	10.26	116.40	108.20
34	BA	768	G	C5-C6-O6	-10.25	122.45	128.60
85	AA	2066	C	C6-N1-C2	-10.25	116.20	120.30
34	BA	114	U	C2-N1-C1'	-10.25	105.40	117.70
84	By	113	PHE	CB-CG-CD2	-10.25	113.63	120.80
85	AA	2149	C	O4'-C1'-N1	10.25	116.40	108.20
85	AA	1125	G	C6-N1-C2	-10.25	118.95	125.10
85	AA	266	U	P-O3'-C3'	10.24	131.99	119.70
85	AA	370	A	O4'-C1'-N9	10.24	116.39	108.20
34	BA	1574	C	C5'-C4'-C3'	10.24	132.38	116.00
85	AA	788	G	C4'-C3'-C2'	10.24	112.84	102.60
38	BE	83	U	P-O3'-C3'	-10.24	107.42	119.70
85	AA	1799	C	C5-C4-N4	-10.24	113.03	120.20
34	BA	631	G	N3-C2-N2	-10.23	112.74	119.90
34	BA	1736	A	P-O3'-C3'	-10.23	107.42	119.70
35	BB	133	G	P-O3'-C3'	-10.23	107.42	119.70
38	BE	117	A	C5-C6-N6	-10.23	115.51	123.70
34	BA	115	U	C3'-C2'-C1'	-10.23	93.32	101.50
34	BA	1350	C	C6-N1-C2	-10.23	116.21	120.30
85	AA	87	C	C5'-C4'-C3'	-10.23	99.63	116.00
85	AA	1251	G	P-O3'-C3'	-10.23	107.42	119.70
34	BA	871	G	C5-N7-C8	10.23	109.41	104.30
34	BA	1193	A	N1-C6-N6	-10.23	112.46	118.60

Continued on next page...

Continued from previous page...

Mol	Chain	Res	Type	Atoms	Z	Observed(°)	Ideal(°)
85	AA	495	G	C8-N9-C1'	10.23	140.29	127.00
38	BE	88	G	C5-C6-O6	-10.22	122.47	128.60
39	BF	32	G	N1-C6-O6	10.22	126.03	119.90
41	BH	50	A	P-O5'-C5'	10.22	137.26	120.90
22	AO	89	TYR	CB-CG-CD2	10.22	127.13	121.00
35	BB	589	U	C3'-C2'-C1'	-10.22	93.32	101.50
34	BA	753	G	C5-C6-O6	-10.22	122.47	128.60
37	BD	99	G	P-O5'-C5'	10.22	137.25	120.90
38	BE	23	G	C1'-O4'-C4'	-10.22	101.73	109.90
41	BH	41	A	C8-N9-C4	10.22	109.89	105.80
85	AA	1096	G	C8-N9-C1'	10.22	140.28	127.00
38	BE	188	C	C1'-O4'-C4'	-10.21	101.73	109.90
34	BA	247	U	C2-N3-C4	-10.21	120.87	127.00
34	BA	570	G	C8-N9-C4	10.21	110.48	106.40
34	BA	658	C	P-O5'-C5'	10.21	137.24	120.90
34	BA	1454	G	C8-N9-C4	10.21	110.48	106.40
35	BB	684	U	C6-N1-C2	-10.21	114.87	121.00
35	BB	1449	G	C5-C6-O6	-10.21	122.47	128.60
34	BA	291	C	O4'-C1'-N1	10.21	116.37	108.20
34	BA	1651	C	P-O3'-C3'	10.21	131.95	119.70
38	BE	160	C	P-O3'-C3'	-10.21	107.45	119.70
40	BG	35	G	P-O5'-C5'	10.21	137.23	120.90
85	AA	1469	G	C1'-O4'-C4'	10.21	118.06	109.90
36	BC	113	G	C5-C6-O6	-10.21	122.48	128.60
34	BA	582	U	C2-N3-C4	-10.20	120.88	127.00
38	BE	30	C	O4'-C1'-N1	10.20	116.36	108.20
85	AA	485	A	C5'-C4'-C3'	-10.21	99.67	116.00
34	BA	370	U	P-O3'-C3'	10.20	131.94	119.70
34	BA	991	U	O4'-C1'-N1	10.20	116.36	108.20
34	BA	1299	G	P-O3'-C3'	10.20	131.94	119.70
35	BB	88	U	C2-N3-C4	-10.20	120.88	127.00
35	BB	500	C	O4'-C1'-N1	10.20	116.36	108.20
35	BB	1347	C	P-O5'-C5'	10.20	137.22	120.90
86	AB	6	G	C8-N9-C1'	10.20	140.26	127.00
85	AA	2155	U	C6-N1-C2	-10.20	114.88	121.00
85	AA	778	C	C5'-C4'-C3'	10.19	132.31	116.00
85	AA	1132	A	P-O3'-C3'	-10.19	107.47	119.70
85	AA	2209	U	C3'-C2'-C1'	-10.19	93.35	101.50
35	BB	1347	C	C6-N1-C2	-10.19	116.22	120.30
34	BA	141	G	N1-C2-N2	10.18	125.37	116.20
34	BA	821	G	C5-C6-O6	-10.18	122.49	128.60
34	BA	440	A	N1-C6-N6	-10.18	112.49	118.60

Continued on next page...

Continued from previous page...

Mol	Chain	Res	Type	Atoms	Z	Observed(°)	Ideal(°)
34	BA	765	U	C2-N1-C1'	10.18	129.92	117.70
34	BA	814	C	C6-N1-C1'	-10.18	108.58	120.80
85	AA	227	A	N1-C6-N6	-10.18	112.49	118.60
40	BG	33	G	C2-N3-C4	-10.18	106.81	111.90
34	BA	237	A	O4'-C1'-N9	10.18	116.34	108.20
34	BA	924	U	P-O5'-C5'	10.18	137.19	120.90
41	BH	23	G	C5-C6-O6	-10.18	122.49	128.60
85	AA	854	A	O4'-C1'-N9	10.18	116.34	108.20
34	BA	98	A	N1-C6-N6	10.18	124.71	118.60
34	BA	502	U	P-O5'-C5'	-10.18	104.62	120.90
36	BC	1	A	P-O3'-C3'	10.18	131.91	119.70
40	BG	174	G	C5'-C4'-C3'	10.18	132.28	116.00
85	AA	192	G	O4'-C1'-N9	10.18	116.34	108.20
85	AA	342	C	O4'-C1'-N1	10.18	116.34	108.20
85	AA	640	C	O4'-C1'-N1	10.18	116.34	108.20
85	AA	1209	U	C6-N1-C2	-10.17	114.90	121.00
34	BA	606	G	O3'-P-O5'	10.17	123.33	104.00
85	AA	523	U	P-O3'-C3'	10.17	131.91	119.70
85	AA	1468	G	C5'-C4'-C3'	10.17	132.28	116.00
34	BA	1519	G	N1-C6-O6	-10.17	113.80	119.90
34	BA	1145	U	C5'-C4'-C3'	-10.17	99.73	116.00
35	BB	834	U	C6-N1-C2	-10.17	114.90	121.00
70	Bk	120	ARG	NE-CZ-NH1	10.17	125.39	120.30
37	BD	62	A	P-O3'-C3'	10.17	131.90	119.70
38	BE	30	C	C6-N1-C2	-10.17	116.23	120.30
85	AA	571	G	O4'-C1'-N9	10.17	116.33	108.20
35	BB	560	C	C5'-C4'-C3'	10.16	132.26	116.00
34	BA	177	G	P-O3'-C3'	10.16	131.90	119.70
35	BB	1497	C	P-O5'-C5'	10.16	137.16	120.90
40	BG	24	A	C5-C6-N1	10.16	122.78	117.70
41	BH	126	C	C5'-C4'-C3'	-10.16	99.74	116.00
85	AA	588	G	N1-C6-O6	10.16	126.00	119.90
35	BB	566	A	N1-C6-N6	-10.16	112.50	118.60
41	BH	24	U	C3'-C2'-C1'	-10.16	93.37	101.50
85	AA	112	A	C5'-C4'-C3'	-10.16	99.74	116.00
85	AA	1463	A	C5'-C4'-C3'	-10.16	99.74	116.00
35	BB	1132	A	P-O5'-C5'	10.16	137.15	120.90
35	BB	1166	A	C8-N9-C4	10.16	109.86	105.80
36	BC	169	G	C8-N9-C1'	10.16	140.21	127.00
85	AA	5	U	O4'-C1'-N1	10.16	116.33	108.20
85	AA	268	A	O4'-C1'-N9	10.16	116.33	108.20
85	AA	1524	A	P-O5'-C5'	10.16	137.16	120.90

Continued on next page...

Continued from previous page...

Mol	Chain	Res	Type	Atoms	Z	Observed(°)	Ideal(°)
85	AA	1004	G	C8-N9-C1'	10.16	140.21	127.00
35	BB	773	G	N1-C6-O6	10.15	125.99	119.90
34	BA	110	C	N1-C1'-C2'	-10.15	100.80	114.00
85	AA	609	U	P-O5'-C5'	-10.15	104.66	120.90
34	BA	1188	U	P-O3'-C3'	10.15	131.88	119.70
85	AA	496	C	C6-N1-C2	-10.15	116.24	120.30
36	BC	7	U	C2-N1-C1'	10.15	129.88	117.70
36	BC	34	U	P-O5'-C5'	-10.15	104.66	120.90
41	BH	72	G	C4'-C3'-O3'	10.15	133.30	113.00
39	BF	22	U	N3-C2-O2	-10.15	115.10	122.20
34	BA	1199	U	O4'-C1'-N1	10.14	116.31	108.20
35	BB	797	C	C5-C4-N4	10.14	127.30	120.20
35	BB	1347	C	P-O3'-C3'	-10.14	107.53	119.70
1	A0	210	ARG	NE-CZ-NH1	-10.14	115.23	120.30
36	BC	17	U	C5'-C4'-C3'	-10.14	99.78	116.00
41	BH	77	G	C5-C6-O6	-10.14	122.52	128.60
85	AA	964	C	P-O3'-C3'	-10.14	107.54	119.70
34	BA	1626	U	C5'-C4'-O4'	-10.14	96.94	109.10
34	BA	1097	G	C5'-C4'-C3'	10.13	132.21	116.00
34	BA	1202	G	C5'-C4'-C3'	-10.13	99.78	116.00
85	AA	282	C	C6-N1-C2	-10.13	116.25	120.30
34	BA	1809	G	C4-N9-C1'	-10.13	113.33	126.50
41	BH	14	C	C6-N1-C1'	-10.13	108.64	120.80
69	Bj	62	HIS	CA-CB-CG	10.13	130.83	113.60
85	AA	909	C	P-O3'-C3'	10.13	131.86	119.70
7	A6	106	ARG	NE-CZ-NH2	-10.13	115.24	120.30
34	BA	175	G	C5'-C4'-O4'	-10.13	96.95	109.10
34	BA	702	G	N9-C1'-C2'	-10.13	100.83	114.00
35	BB	1249	G	P-O3'-C3'	10.13	131.85	119.70
34	BA	222	C	O4'-C1'-N1	10.12	116.30	108.20
37	BD	108	G	C8-N9-C1'	10.12	140.16	127.00
38	BE	89	G	C8-N9-C1'	10.12	140.16	127.00
38	BE	104	G	C4-N9-C1'	10.12	139.66	126.50
85	AA	2149	C	C5'-C4'-C3'	-10.12	99.80	116.00
34	BA	122	U	C6-N1-C2	-10.12	114.93	121.00
34	BA	294	C	C6-N1-C2	-10.12	116.25	120.30
35	BB	4	C	O4'-C1'-N1	10.12	116.30	108.20
69	Bj	89	ARG	NE-CZ-NH1	10.12	125.36	120.30
85	AA	940	G	P-O5'-C5'	-10.12	104.71	120.90
34	BA	539	C	O4'-C1'-N1	10.12	116.30	108.20
34	BA	967	C	P-O3'-C3'	-10.12	107.56	119.70
38	BE	136	G	N1-C6-O6	10.12	125.97	119.90

Continued on next page...

Continued from previous page...

Mol	Chain	Res	Type	Atoms	Z	Observed(°)	Ideal(°)
85	AA	1661	U	C6-N1-C2	-10.12	114.93	121.00
34	BA	1122	G	C5-C6-O6	-10.11	122.53	128.60
34	BA	1198	U	P-O3'-C3'	10.11	131.84	119.70
34	BA	1339	G	O4'-C1'-N9	10.11	116.29	108.20
34	BA	162	G	C6-C5-N7	-10.11	124.33	130.40
49	BP	67	ARG	NE-CZ-NH1	10.11	125.36	120.30
85	AA	542	G	P-O5'-C5'	10.11	137.08	120.90
37	BD	22	A	P-O3'-C3'	-10.11	107.57	119.70
85	AA	738	C	O4'-C1'-N1	10.11	116.29	108.20
3	A2	67	ARG	NE-CZ-NH1	10.10	125.35	120.30
85	AA	798	A	O4'-C1'-N9	10.10	116.28	108.20
85	AA	1252	A	C4'-C3'-C2'	-10.10	92.50	102.60
38	BE	50	G	P-O3'-C3'	-10.10	107.58	119.70
35	BB	24	C	P-O5'-C5'	10.10	137.05	120.90
35	BB	633	C	C6-N1-C2	-10.10	116.26	120.30
85	AA	65	A	O5'-P-OP1	-10.10	96.61	105.70
34	BA	179	U	O4'-C1'-N1	10.09	116.27	108.20
34	BA	223	U	N1-C2-N3	10.09	120.95	114.90
85	AA	2050	C	O4'-C1'-N1	10.09	116.27	108.20
34	BA	302	A	C5'-C4'-C3'	-10.09	99.86	116.00
34	BA	878	G	C5'-C4'-C3'	10.09	132.14	116.00
34	BA	1747	C	P-O5'-C5'	10.09	137.04	120.90
85	AA	893	G	C2-N3-C4	-10.09	106.86	111.90
85	AA	1575	G	C8-N9-C1'	10.09	140.11	127.00
34	BA	180	G	C5-C6-O6	-10.09	122.55	128.60
36	BC	108	A	O4'-C1'-N9	10.09	116.27	108.20
85	AA	382	G	C5'-C4'-C3'	10.09	132.13	116.00
85	AA	484	G	O4'-C1'-N9	10.08	116.27	108.20
85	AA	1310	G	C5-C6-O6	-10.08	122.55	128.60
85	AA	1930	U	P-O3'-C3'	10.08	131.80	119.70
35	BB	41	A	C5-C6-N6	-10.08	115.64	123.70
38	BE	178	G	C4-N9-C1'	-10.08	113.40	126.50
34	BA	546	U	C5'-C4'-C3'	-10.08	99.88	116.00
35	BB	1505	U	O4'-C1'-N1	10.07	116.26	108.20
34	BA	1782	C	O4'-C1'-N1	10.07	116.26	108.20
35	BB	363	A	N1-C6-N6	-10.07	112.56	118.60
35	BB	1345	A	P-O3'-C3'	10.07	131.78	119.70
41	BH	105	U	C2-N3-C4	-10.07	120.96	127.00
34	BA	584	A	P-O3'-C3'	10.07	131.78	119.70
35	BB	560	C	O4'-C1'-C2'	10.07	116.66	107.60
41	BH	73	A	OP1-P-OP2	-10.07	104.50	119.60
41	BH	128	G	N9-C4-C5	-10.06	101.37	105.40

Continued on next page...

Continued from previous page...

Mol	Chain	Res	Type	Atoms	Z	Observed(°)	Ideal(°)
34	BA	259	C	C6-N1-C1'	10.06	132.88	120.80
34	BA	1477	C	N1-C1'-C2'	-10.06	100.92	114.00
34	BA	177	G	C4-N9-C1'	-10.06	113.42	126.50
34	BA	1613	G	C5-C6-O6	-10.06	122.56	128.60
39	BF	70	A	P-O5'-C5'	10.06	137.00	120.90
41	BH	10	U	C6-N1-C2	-10.06	114.96	121.00
45	BL	140	ARG	NE-CZ-NH1	10.06	125.33	120.30
85	AA	928	U	C2-N3-C4	-10.06	120.96	127.00
34	BA	594	G	C4-N9-C1'	10.06	139.57	126.50
34	BA	665	C	C2-N1-C1'	-10.06	107.74	118.80
34	BA	1846	G	C5'-C4'-C3'	-10.06	99.91	116.00
38	BE	111	C	O4'-C1'-N1	10.06	116.25	108.20
40	BG	29	U	C2-N3-C4	-10.06	120.97	127.00
85	AA	553	G	C8-N9-C4	-10.06	102.38	106.40
85	AA	755	G	O4'-C1'-N9	10.06	116.25	108.20
29	AV	68	MET	CG-SD-CE	-10.05	84.11	100.20
36	BC	107	C	P-O3'-C3'	-10.05	107.64	119.70
68	Bi	129	ARG	NE-CZ-NH1	10.05	125.33	120.30
34	BA	1326	U	P-O3'-C3'	10.05	131.76	119.70
40	BG	14	G	C4-N9-C1'	-10.05	113.43	126.50
85	AA	1854	U	C2-N3-C4	-10.05	120.97	127.00
34	BA	875	G	C5-C6-N1	10.05	116.52	111.50
35	BB	996	G	N9-C1'-C2'	-10.05	100.94	114.00
85	AA	2123	U	C6-N1-C1'	10.05	135.27	121.20
85	AA	96	C	C4'-C3'-C2'	10.05	112.65	102.60
85	AA	1106	A	O4'-C1'-N9	10.05	116.24	108.20
34	BA	258	C	C6-N1-C2	-10.04	116.28	120.30
38	BE	153	C	C6-N1-C2	-10.04	116.28	120.30
85	AA	1599	G	C5'-C4'-C3'	-10.04	99.93	116.00
82	Bw	82	ARG	NE-CZ-NH1	10.04	125.32	120.30
85	AA	1096	G	C5'-C4'-C3'	-10.04	99.94	116.00
85	AA	2198	G	C5'-C4'-C3'	-10.04	99.94	116.00
34	BA	1496	G	C5'-C4'-C3'	-10.04	99.94	116.00
85	AA	798	A	P-O3'-C3'	-10.04	107.66	119.70
85	AA	1490	A	C1'-O4'-C4'	-10.04	101.87	109.90
34	BA	653	U	C6-N1-C2	-10.04	114.98	121.00
35	BB	1187	G	C6-N1-C2	-10.04	119.08	125.10
39	BF	37	C	P-O3'-C3'	10.04	131.74	119.70
85	AA	2225	G	N1-C6-O6	10.04	125.92	119.90
34	BA	1033	G	N1-C6-O6	10.03	125.92	119.90
38	BE	113	C	P-O5'-C5'	10.03	136.95	120.90
85	AA	842	G	P-O3'-C3'	10.03	131.74	119.70

Continued on next page...

Continued from previous page...

Mol	Chain	Res	Type	Atoms	Z	Observed(°)	Ideal(°)
85	AA	1237	A	C1'-O4'-C4'	-10.03	101.88	109.90
86	AB	65	G	N1-C6-O6	10.03	125.92	119.90
35	BB	642	G	N1-C6-O6	-10.03	113.88	119.90
38	BE	208	G	O4'-C1'-N9	10.03	116.22	108.20
85	AA	597	A	C5'-C4'-C3'	-10.03	99.95	116.00
65	Bf	278	LYS	N-CA-CB	-10.03	92.55	110.60
85	AA	581	A	P-O3'-C3'	-10.03	107.67	119.70
85	AA	2157	G	C8-N9-C1'	10.02	140.03	127.00
85	AA	1090	A	O4'-C1'-N9	10.02	116.22	108.20
35	BB	871	C	O4'-C1'-N1	10.02	116.22	108.20
35	BB	1220	A	P-O3'-C3'	10.02	131.72	119.70
54	BU	92	ARG	NE-CZ-NH1	10.02	125.31	120.30
85	AA	2010	C	C5'-C4'-C3'	-10.02	99.97	116.00
38	BE	97	G	N1-C6-O6	10.02	125.91	119.90
48	BO	166	TRP	CB-CG-CD2	-10.02	113.58	126.60
35	BB	755	A	N1-C6-N6	-10.01	112.59	118.60
35	BB	1510	G	C6-N1-C2	-10.01	119.09	125.10
38	BE	117	A	N1-C6-N6	10.01	124.61	118.60
41	BH	23	G	P-O3'-C3'	10.01	131.72	119.70
85	AA	368	C	N3-C2-O2	-10.01	114.89	121.90
85	AA	1701	G	C4-N9-C1'	-10.01	113.48	126.50
85	AA	2002	A	C5'-C4'-C3'	10.01	132.02	116.00
34	BA	309	U	C2-N3-C4	-10.01	120.99	127.00
34	BA	1620	U	C5'-C4'-C3'	-10.01	99.98	116.00
85	AA	691	U	O3'-P-O5'	10.01	123.02	104.00
34	BA	1536	A	O4'-C1'-N9	10.01	116.20	108.20
34	BA	1580	U	P-O3'-C3'	-10.01	107.69	119.70
38	BE	180	G	P-O3'-C3'	10.01	131.71	119.70
85	AA	1268	C	C5'-C4'-C3'	-10.01	99.99	116.00
35	BB	993	A	C2-N3-C4	-10.01	105.60	110.60
38	BE	171	U	P-O3'-C3'	10.01	131.71	119.70
85	AA	1682	U	P-O3'-C3'	10.00	131.70	119.70
85	AA	1239	C	C5'-C4'-C3'	-10.00	100.00	116.00
85	AA	2055	G	C5-C6-O6	-10.00	122.60	128.60
85	AA	2058	C	C1'-O4'-C4'	-10.00	101.90	109.90
85	AA	1517	G	C5-C6-O6	-10.00	122.60	128.60
35	BB	797	C	C4'-C3'-C2'	-10.00	92.60	102.60
35	BB	1142	C	P-O3'-C3'	10.00	131.70	119.70
35	BB	1347	C	O4'-C1'-N1	10.00	116.20	108.20
34	BA	764	G	N3-C2-N2	10.00	126.90	119.90
35	BB	429	C	C6-N1-C2	-10.00	116.30	120.30
34	BA	1306	U	O4'-C1'-N1	10.00	116.20	108.20

Continued on next page...

Continued from previous page...

Mol	Chain	Res	Type	Atoms	Z	Observed(°)	Ideal(°)
34	BA	469	C	C1'-O4'-C4'	-9.99	101.91	109.90
34	BA	1518	A	N9-C1'-C2'	-9.99	101.01	112.00
38	BE	129	G	C4'-C3'-C2'	-9.99	92.61	102.60
85	AA	473	C	O4'-C1'-N1	9.99	116.20	108.20
85	AA	662	U	N1-C1'-C2'	-9.99	101.01	112.00
34	BA	280	A	C8-N9-C4	-9.99	101.80	105.80
34	BA	741	A	C4'-C3'-C2'	-9.99	92.61	102.60
85	AA	1162	A	O4'-C1'-N9	9.99	116.19	108.20
85	AA	1819	U	P-O5'-C5'	9.99	136.88	120.90
34	BA	7	U	O3'-P-O5'	9.99	122.98	104.00
85	AA	386	G	O4'-C1'-N9	9.99	116.19	108.20
34	BA	1412	G	C5-C6-O6	9.99	134.59	128.60
34	BA	1846	G	C5-C6-O6	-9.99	122.61	128.60
35	BB	1513	U	C6-N1-C2	-9.99	115.01	121.00
85	AA	480	U	C2-N1-C1'	-9.99	105.72	117.70
85	AA	600	C	O4'-C1'-N1	9.99	116.19	108.20
33	AZ	97	ARG	NE-CZ-NH1	9.98	125.29	120.30
34	BA	517	A	C8-N9-C4	9.98	109.79	105.80
85	AA	988	C	O4'-C1'-N1	9.98	116.19	108.20
34	BA	261	A	O4'-C1'-N9	9.98	116.19	108.20
85	AA	295	U	P-O3'-C3'	9.98	131.68	119.70
85	AA	1000	U	C2-N1-C1'	-9.98	105.72	117.70
86	AB	3	C	C5'-C4'-O4'	9.98	121.08	109.10
34	BA	382	G	N3-C4-C5	-9.98	123.61	128.60
34	BA	1441	C	O4'-C1'-N1	9.98	116.18	108.20
85	AA	1882	U	P-O3'-C3'	9.98	131.68	119.70
34	BA	1657	A	C5'-C4'-C3'	9.98	131.96	116.00
78	Bs	35	ARG	NE-CZ-NH1	9.97	125.29	120.30
85	AA	251	A	P-O5'-C5'	9.97	136.86	120.90
85	AA	976	G	C8-N9-C1'	9.97	139.97	127.00
34	BA	248	G	P-O3'-C3'	-9.97	107.73	119.70
34	BA	575	U	P-O3'-C3'	9.97	131.66	119.70
34	BA	1469	G	C5-C6-O6	-9.97	122.62	128.60
36	BC	138	C	O4'-C1'-N1	9.97	116.18	108.20
39	BF	11	C	C2-N1-C1'	9.97	129.77	118.80
35	BB	540	G	C6-C5-N7	-9.97	124.42	130.40
34	BA	279	U	P-O5'-C5'	-9.96	104.96	120.90
34	BA	979	G	N1-C6-O6	9.96	125.88	119.90
34	BA	1321	A	C5'-C4'-C3'	-9.96	100.06	116.00
35	BB	25	A	C5-C6-N6	9.97	131.67	123.70
85	AA	289	G	C5-C6-O6	-9.97	122.62	128.60
34	BA	606	G	N3-C2-N2	9.96	126.87	119.90

Continued on next page...

Continued from previous page...

Mol	Chain	Res	Type	Atoms	Z	Observed(°)	Ideal(°)
34	BA	1711	G	P-O3'-C3'	-9.96	107.74	119.70
48	BO	136	ARG	NE-CZ-NH2	9.96	125.28	120.30
34	BA	1161	G	C5'-C4'-C3'	9.96	131.94	116.00
34	BA	1460	U	P-O5'-C5'	9.96	136.84	120.90
39	BF	9	C	O4'-C1'-N1	9.96	116.17	108.20
39	BF	39	C	O3'-P-O5'	-9.96	85.07	104.00
34	BA	1799	G	P-O3'-C3'	-9.96	107.75	119.70
38	BE	96	G	C2-N3-C4	-9.96	106.92	111.90
35	BB	1048	A	P-O3'-C3'	-9.96	107.75	119.70
35	BB	1459	U	C6-N1-C2	-9.96	115.03	121.00
36	BC	78	G	N1-C6-O6	-9.96	113.92	119.90
85	AA	4	C	C2-N3-C4	-9.96	114.92	119.90
85	AA	428	G	C5-C6-O6	-9.96	122.62	128.60
85	AA	833	U	O4'-C1'-N1	9.96	116.17	108.20
34	BA	1625	C	O4'-C1'-N1	9.96	116.17	108.20
85	AA	965	G	P-O5'-C5'	9.96	136.83	120.90
34	BA	1540	C	C2-N3-C4	-9.95	114.92	119.90
35	BB	39	C	C1'-O4'-C4'	-9.95	101.94	109.90
35	BB	1251	G	N1-C6-O6	-9.95	113.93	119.90
85	AA	1225	C	P-O5'-C5'	-9.95	104.98	120.90
38	BE	128	G	O3'-P-O5'	-9.95	85.09	104.00
85	AA	1674	G	C5-C6-O6	-9.95	122.63	128.60
36	BC	130	U	C2-N1-C1'	9.95	129.64	117.70
34	BA	1519	G	P-O3'-C3'	-9.95	107.77	119.70
35	BB	1470	G	N1-C6-O6	9.94	125.87	119.90
37	BD	93	G	C5-C6-O6	9.95	134.57	128.60
85	AA	371	C	C6-N1-C2	-9.95	116.32	120.30
85	AA	586	G	C5-C6-O6	-9.95	122.63	128.60
85	AA	895	C	C5'-C4'-O4'	9.95	121.03	109.10
85	AA	2213	A	P-O3'-C3'	-9.94	107.77	119.70
40	BG	10	U	P-O3'-C3'	-9.94	107.77	119.70
35	BB	687	C	C6-N1-C2	-9.94	116.32	120.30
35	BB	880	G	N7-C8-N9	9.94	118.07	113.10
38	BE	23	G	O4'-C1'-N9	9.94	116.15	108.20
85	AA	251	A	C8-N9-C4	-9.94	101.82	105.80
40	BG	98	A	C5'-C4'-O4'	9.94	121.03	109.10
85	AA	982	G	C6-N1-C2	-9.94	119.14	125.10
85	AA	1525	C	C6-N1-C2	-9.94	116.33	120.30
85	AA	2106	C	O4'-C1'-N1	9.94	116.15	108.20
85	AA	1756	C	C6-N1-C1'	9.94	132.72	120.80
34	BA	331	G	N1-C6-O6	-9.94	113.94	119.90
49	BP	20	ARG	NE-CZ-NH1	9.94	125.27	120.30

Continued on next page...

Continued from previous page...

Mol	Chain	Res	Type	Atoms	Z	Observed(°)	Ideal(°)
69	Bj	8	TYR	CB-CG-CD1	-9.94	115.04	121.00
85	AA	835	C	O4'-C1'-N1	9.94	116.15	108.20
85	AA	2002	A	C4'-C3'-C2'	9.93	112.53	102.60
34	BA	280	A	C2'-C3'-O3'	9.93	131.35	109.50
85	AA	917	A	C8-N9-C4	9.93	109.77	105.80
50	BQ	55	ARG	NE-CZ-NH2	-9.93	115.33	120.30
85	AA	2133	A	P-O5'-C5'	-9.93	105.02	120.90
34	BA	416	A	N1-C6-N6	-9.93	112.64	118.60
34	BA	919	A	N1-C6-N6	-9.93	112.64	118.60
35	BB	2	C	C2-N3-C4	-9.93	114.94	119.90
35	BB	379	U	C1'-O4'-C4'	-9.93	101.96	109.90
35	BB	1548	C	O4'-C1'-N1	9.93	116.14	108.20
85	AA	2237	G	C4'-C3'-C2'	9.93	112.53	102.60
34	BA	159	U	O4'-C1'-N1	9.92	116.14	108.20
35	BB	29	C	O4'-C1'-N1	9.92	116.14	108.20
35	BB	1069	C	O4'-C1'-N1	9.92	116.14	108.20
34	BA	20	A	O3'-P-O5'	-9.92	85.15	104.00
35	BB	991	C	C5'-C4'-C3'	9.92	131.87	116.00
34	BA	1477	C	P-O5'-C5'	-9.91	105.04	120.90
85	AA	1718	C	O4'-C1'-N1	9.91	116.13	108.20
34	BA	212	A	N1-C6-N6	-9.91	112.65	118.60
35	BB	41	A	P-O5'-C5'	-9.91	105.05	120.90
35	BB	295	U	P-O3'-C3'	9.91	131.59	119.70
85	AA	2123	U	N1-C2-N3	9.91	120.84	114.90
85	AA	605	A	C5-C6-N6	-9.91	115.78	123.70
85	AA	1139	G	O4'-C1'-N9	9.91	116.12	108.20
35	BB	823	G	C6-N1-C2	-9.90	119.16	125.10
40	BG	27	C	C5'-C4'-C3'	-9.90	100.15	116.00
34	BA	1776	G	P-O5'-C5'	9.90	136.74	120.90
35	BB	878	G	O4'-C4'-C3'	-9.90	94.10	104.00
35	BB	1334	C	O4'-C1'-N1	9.90	116.12	108.20
85	AA	100	A	C5'-C4'-C3'	-9.90	100.16	116.00
85	AA	526	G	C5-C6-O6	-9.90	122.66	128.60
34	BA	42	A	N1-C6-N6	-9.90	112.66	118.60
34	BA	751	A	P-O3'-C3'	9.90	131.58	119.70
34	BA	806	U	O4'-C1'-N1	9.90	116.12	108.20
34	BA	1175	G	O3'-P-O5'	-9.90	85.19	104.00
35	BB	1168	G	C4-N9-C1'	-9.90	113.63	126.50
34	BA	903	C	C2-N3-C4	-9.90	114.95	119.90
34	BA	1277	G	C8-N9-C1'	9.90	139.87	127.00
35	BB	638	G	C4'-C3'-C2'	9.90	112.50	102.60
38	BE	16	C	P-O3'-C3'	-9.90	107.83	119.70

Continued on next page...

Continued from previous page...

Mol	Chain	Res	Type	Atoms	Z	Observed(°)	Ideal(°)
83	Bx	234	ARG	NE-CZ-NH1	9.90	125.25	120.30
85	AA	273	C	C6-N1-C1'	9.90	132.68	120.80
34	BA	134	U	P-O3'-C3'	-9.89	107.83	119.70
34	BA	1591	G	C4-N9-C1'	-9.89	113.64	126.50
34	BA	194	G	P-O3'-C3'	-9.89	107.83	119.70
35	BB	618	U	C2-N3-C4	-9.89	121.06	127.00
35	BB	1289	G	C5-C6-O6	-9.89	122.67	128.60
38	BE	130	G	N3-C4-C5	-9.89	123.66	128.60
41	BH	128	G	P-O5'-C5'	-9.89	105.07	120.90
35	BB	726	A	O4'-C1'-N9	9.89	116.11	108.20
40	BG	16	G	C5'-C4'-C3'	9.89	131.82	116.00
34	BA	674	G	C5'-C4'-O4'	9.89	120.96	109.10
35	BB	545	C	C2-N1-C1'	9.89	129.67	118.80
38	BE	57	U	P-O3'-C3'	-9.89	107.84	119.70
85	AA	533	C	O4'-C1'-N1	9.89	116.11	108.20
17	AI	130	TYR	CB-CG-CD1	9.88	126.93	121.00
34	BA	585	G	C5-C6-O6	-9.88	122.67	128.60
34	BA	1192	A	O3'-P-O5'	-9.88	85.22	104.00
35	BB	609	G	C4-N9-C1'	-9.88	113.65	126.50
35	BB	993	A	C5'-C4'-C3'	-9.88	100.19	116.00
40	BG	33	G	N3-C2-N2	-9.88	112.98	119.90
35	BB	1475	U	C5'-C4'-C3'	-9.88	100.19	116.00
35	BB	10	C	C6-N1-C2	-9.88	116.35	120.30
40	BG	8	U	N3-C2-O2	-9.88	115.29	122.20
85	AA	72	C	C6-N1-C2	-9.88	116.35	120.30
34	BA	184	C	C5'-C4'-C3'	-9.88	100.20	116.00
34	BA	1197	U	C6-N1-C1'	9.88	135.03	121.20
35	BB	618	U	C4'-C3'-C2'	9.88	112.47	102.60
40	BG	16	G	C4'-C3'-C2'	9.88	112.48	102.60
85	AA	775	C	P-O5'-C5'	9.88	136.70	120.90
35	BB	851	U	O4'-C1'-N1	9.87	116.10	108.20
35	BB	1323	U	C4-C5-C6	-9.87	113.78	119.70
35	BB	1528	U	C2-N3-C4	-9.88	121.08	127.00
85	AA	1832	G	C5'-C4'-C3'	-9.88	100.20	116.00
85	AA	786	G	P-O3'-C3'	9.87	131.55	119.70
34	BA	1249	G	C5-C6-N1	9.87	116.44	111.50
34	BA	1413	G	C5-C6-O6	-9.87	122.68	128.60
35	BB	994	A	O4'-C1'-N9	9.87	116.10	108.20
40	BG	33	G	C5'-C4'-C3'	9.87	131.80	116.00
34	BA	1707	C	N3-C4-N4	-9.87	111.09	118.00
39	BF	17	U	C2-N3-C4	-9.87	121.08	127.00
85	AA	461	G	N1-C6-O6	9.87	125.82	119.90

Continued on next page...

Continued from previous page...

Mol	Chain	Res	Type	Atoms	Z	Observed(°)	Ideal(°)
21	AM	33	MET	CG-SD-CE	-9.87	84.42	100.20
34	BA	557	U	P-O5'-C5'	9.87	136.68	120.90
34	BA	1200	U	C1'-O4'-C4'	-9.87	102.01	109.90
41	BH	114	G	C5-C6-O6	-9.86	122.68	128.60
34	BA	1532	G	P-O5'-C5'	9.86	136.68	120.90
36	BC	26	U	N3-C2-O2	9.86	129.10	122.20
85	AA	73	A	P-O3'-C3'	9.86	131.53	119.70
34	BA	951	C	O4'-C1'-N1	9.86	116.09	108.20
35	BB	461	U	C2-N3-C4	-9.86	121.08	127.00
35	BB	1083	C	C2-N1-C1'	9.86	129.65	118.80
85	AA	1170	C	O4'-C1'-N1	9.86	116.09	108.20
4	A3	96	ARG	NE-CZ-NH1	9.86	125.23	120.30
34	BA	980	C	C2-N3-C4	-9.86	114.97	119.90
35	BB	1091	C	P-O3'-C3'	-9.86	107.87	119.70
85	AA	1106	A	P-O3'-C3'	9.86	131.53	119.70
35	BB	1401	G	N1-C6-O6	9.86	125.81	119.90
51	BR	155	GLU	N-CA-CB	9.86	128.34	110.60
67	Bh	167	TYR	CB-CG-CD1	9.86	126.91	121.00
85	AA	2123	U	C6-N1-C2	-9.86	115.09	121.00
34	BA	690	G	C8-N9-C1'	9.85	139.81	127.00
35	BB	1458	U	C1'-O4'-C4'	-9.85	102.02	109.90
85	AA	1006	C	C6-N1-C1'	9.85	132.62	120.80
85	AA	2209	U	C1'-O4'-C4'	-9.85	102.02	109.90
34	BA	80	U	C2-N1-C1'	-9.85	105.88	117.70
34	BA	1809	G	C6-N1-C2	-9.85	119.19	125.10
35	BB	609	G	C8-N9-C1'	9.85	139.80	127.00
34	BA	360	C	C6-N1-C2	-9.85	116.36	120.30
36	BC	10	C	C5'-C4'-C3'	9.85	131.75	116.00
34	BA	56	G	C5-C6-O6	-9.84	122.69	128.60
34	BA	1581	G	O3'-P-O5'	9.84	122.70	104.00
36	BC	156	A	C4'-C3'-C2'	9.84	112.44	102.60
38	BE	203	C	P-O3'-C3'	9.84	131.51	119.70
34	BA	758	G	C4'-C3'-C2'	-9.84	92.76	102.60
38	BE	130	G	P-O5'-C5'	-9.84	105.16	120.90
26	AS	131	TYR	CB-CG-CD1	9.84	126.90	121.00
37	BD	67	C	C3'-C2'-C1'	-9.84	93.63	101.50
85	AA	635	G	C4-N9-C1'	-9.84	113.71	126.50
39	BF	49	C	C6-N1-C2	-9.84	116.37	120.30
35	BB	41	A	C4-C5-C6	-9.83	112.08	117.00
85	AA	1485	G	P-O3'-C3'	9.83	131.50	119.70
34	BA	979	G	C5-C6-O6	-9.83	122.70	128.60
34	BA	1818	A	O5'-C5'-C4'	9.83	130.38	111.70

Continued on next page...

Continued from previous page...

Mol	Chain	Res	Type	Atoms	Z	Observed(°)	Ideal(°)
34	BA	1721	U	C4'-C3'-C2'	-9.83	92.77	102.60
41	BH	93	G	O4'-C1'-N9	9.83	116.06	108.20
85	AA	149	A	C5'-C4'-C3'	9.83	131.73	116.00
85	AA	1797	U	P-O3'-C3'	-9.83	107.91	119.70
34	BA	547	C	O5'-C5'-C4'	9.83	130.37	111.70
39	BF	35	C	C6-N1-C2	-9.83	116.37	120.30
34	BA	687	G	P-O5'-C5'	-9.82	105.18	120.90
85	AA	2061	C	O4'-C1'-N1	9.82	116.06	108.20
34	BA	1747	C	C2-N1-C1'	-9.82	108.00	118.80
38	BE	210	G	P-O5'-C5'	9.82	136.62	120.90
65	Bf	339	TYR	CB-CG-CD1	9.82	126.89	121.00
35	BB	1030	U	O4'-C1'-N1	9.82	116.06	108.20
37	BD	26	C	C5'-C4'-C3'	-9.82	100.29	116.00
47	BN	31	PHE	CB-CG-CD2	-9.82	113.92	120.80
85	AA	787	U	C2-N1-C1'	9.82	129.49	117.70
85	AA	853	G	P-O3'-C3'	-9.82	107.91	119.70
85	AA	886	A	P-O3'-C3'	-9.82	107.91	119.70
85	AA	1459	C	P-O5'-C5'	9.82	136.62	120.90
85	AA	2001	C	C2-N1-C1'	9.82	129.60	118.80
85	AA	736	U	C3'-C2'-C1'	-9.82	93.64	101.50
85	AA	856	G	O4'-C1'-N9	9.82	116.06	108.20
34	BA	501	U	C3'-C2'-C1'	9.82	109.35	101.50
35	BB	971	A	C3'-C2'-C1'	-9.82	93.65	101.50
36	BC	39	G	C5-C6-O6	-9.82	122.71	128.60
85	AA	1451	U	C2-N3-C4	-9.81	121.11	127.00
35	BB	91	G	C5-C6-O6	-9.81	122.71	128.60
34	BA	1658	G	C5-C6-O6	9.81	134.49	128.60
34	BA	1472	G	N1-C6-O6	-9.81	114.02	119.90
85	AA	965	G	C1'-O4'-C4'	-9.81	102.05	109.90
85	AA	1002	G	N1-C6-O6	9.81	125.79	119.90
34	BA	401	A	O5'-C5'-C4'	-9.80	93.07	111.70
34	BA	869	C	C2-N3-C4	-9.81	115.00	119.90
34	BA	165	C	C5'-C4'-O4'	9.80	120.86	109.10
34	BA	166	G	N9-C1'-C2'	-9.80	101.22	112.00
35	BB	1391	G	C5'-C4'-C3'	-9.80	100.31	116.00
59	BZ	71	TYR	CB-CG-CD2	-9.80	115.12	121.00
35	BB	667	G	P-O5'-C5'	9.80	136.58	120.90
85	AA	607	U	P-O5'-C5'	9.80	136.58	120.90
85	AA	2062	U	C6-N1-C2	-9.80	115.12	121.00
34	BA	214	A	C4-C5-N7	-9.80	105.80	110.70
37	BD	81	C	C1'-O4'-C4'	-9.80	102.06	109.90
34	BA	1539	A	O4'-C1'-N9	9.80	116.04	108.20

Continued on next page...

Continued from previous page...

Mol	Chain	Res	Type	Atoms	Z	Observed(°)	Ideal(°)
38	BE	8	G	O4'-C1'-N9	9.80	116.04	108.20
34	BA	574	U	C6-N1-C2	-9.79	115.12	121.00
35	BB	134	G	C5'-C4'-C3'	9.79	131.67	116.00
38	BE	207	G	P-O3'-C3'	9.79	131.46	119.70
40	BG	59	G	C5-C6-O6	-9.80	122.72	128.60
85	AA	1896	G	C5-C6-O6	-9.79	122.72	128.60
85	AA	2074	G	O4'-C1'-N9	9.80	116.04	108.20
34	BA	214	A	C4-N9-C1'	-9.79	108.67	126.30
35	BB	831	C	C5'-C4'-O4'	9.79	120.85	109.10
34	BA	556	A	O5'-P-OP2	9.79	122.45	110.70
34	BA	931	G	N9-C1'-C2'	-9.79	101.23	112.00
35	BB	1026	G	C6-C5-N7	-9.79	124.53	130.40
35	BB	1224	C	O4'-C1'-N1	9.79	116.03	108.20
36	BC	145	G	N1-C6-O6	-9.79	114.02	119.90
85	AA	1074	U	O4'-C1'-N1	9.79	116.03	108.20
85	AA	1290	G	C5-C6-O6	-9.79	122.72	128.60
34	BA	367	G	C5-C6-O6	-9.79	122.73	128.60
34	BA	1538	G	C8-N9-C4	-9.79	102.48	106.40
85	AA	2208	G	C3'-C2'-C1'	-9.79	93.67	101.50
53	BT	97	ARG	NE-CZ-NH1	9.79	125.19	120.30
34	BA	237	A	P-O5'-C5'	-9.79	105.24	120.90
34	BA	631	G	C5-C6-O6	-9.79	122.73	128.60
36	BC	160	C	C2-N1-C1'	-9.79	108.04	118.80
39	BF	33	C	P-O5'-C5'	-9.79	105.25	120.90
34	BA	118	C	P-O5'-C5'	9.78	136.55	120.90
35	BB	836	U	P-O5'-C5'	-9.78	105.25	120.90
35	BB	1404	A	C5'-C4'-O4'	9.78	120.84	109.10
35	BB	22	A	C5-C6-N6	9.78	131.53	123.70
35	BB	1218	G	C8-N9-C1'	-9.78	114.28	127.00
41	BH	6	U	C2-N3-C4	-9.78	121.13	127.00
85	AA	84	C	C3'-C2'-C1'	-9.78	93.67	101.50
85	AA	744	C	N3-C4-C5	-9.78	117.99	121.90
34	BA	694	G	O4'-C1'-N9	9.78	116.02	108.20
40	BG	156	G	C5-C6-O6	-9.78	122.73	128.60
35	BB	448	G	C5'-C4'-C3'	-9.78	100.36	116.00
52	BS	151	PHE	CB-CG-CD1	9.78	127.64	120.80
85	AA	970	U	P-O5'-C5'	9.78	136.55	120.90
34	BA	113	G	P-O3'-C3'	-9.78	107.97	119.70
34	BA	596	G	C4-N9-C1'	9.78	139.21	126.50
85	AA	288	G	P-O5'-C5'	9.78	136.54	120.90
85	AA	2189	U	P-O3'-C3'	-9.78	107.97	119.70
34	BA	52	G	C5-C6-N1	9.77	116.39	111.50

Continued on next page...

Continued from previous page...

Mol	Chain	Res	Type	Atoms	Z	Observed(°)	Ideal(°)
34	BA	1122	G	N1-C6-O6	9.77	125.77	119.90
85	AA	2022	A	C5-C6-N6	9.77	131.52	123.70
35	BB	776	U	P-O5'-C5'	-9.77	105.27	120.90
35	BB	1488	G	C8-N9-C1'	9.77	139.70	127.00
42	BI	112	PHE	CB-CG-CD1	9.77	127.64	120.80
85	AA	2104	C	P-O3'-C3'	9.77	131.43	119.70
85	AA	727	U	C2-N3-C4	-9.77	121.14	127.00
38	BE	70	C	O4'-C1'-N1	9.77	116.01	108.20
85	AA	890	U	C2-N3-C4	-9.77	121.14	127.00
85	AA	2143	U	O4'-C1'-N1	9.77	116.02	108.20
34	BA	1472	G	C4-N9-C1'	-9.77	113.80	126.50
85	AA	1225	C	C6-N1-C1'	-9.77	109.08	120.80
85	AA	1268	C	O4'-C1'-N1	9.77	116.01	108.20
85	AA	2141	G	C5-C6-O6	-9.77	122.74	128.60
85	AA	963	U	C2-N3-C4	-9.76	121.14	127.00
85	AA	1133	C	C6-N1-C2	-9.76	116.39	120.30
34	BA	798	G	O4'-C4'-C3'	-9.76	94.24	104.00
85	AA	648	G	C8-N9-C1'	9.76	139.69	127.00
37	BD	13	A	C5'-C4'-C3'	-9.76	100.39	116.00
38	BE	195	G	N3-C4-C5	-9.76	123.72	128.60
34	BA	1412	G	O3'-P-O5'	-9.75	85.47	104.00
85	AA	1821	C	O4'-C1'-N1	9.75	116.00	108.20
85	AA	2211	G	C4-N9-C1'	-9.75	113.82	126.50
35	BB	56	U	N1-C2-N3	9.75	120.75	114.90
38	BE	36	U	C2-N3-C4	-9.75	121.15	127.00
38	BE	111	C	C6-N1-C1'	-9.75	109.10	120.80
85	AA	1246	G	P-O3'-C3'	9.75	131.40	119.70
34	BA	1296	U	C4-C5-C6	-9.75	113.85	119.70
35	BB	841	U	P-O3'-C3'	-9.75	108.00	119.70
85	AA	101	C	O4'-C1'-N1	9.75	116.00	108.20
85	AA	940	G	C5-C6-O6	-9.75	122.75	128.60
35	BB	700	C	P-O5'-C5'	9.74	136.49	120.90
85	AA	509	C	O3'-P-O5'	9.74	122.52	104.00
34	BA	816	G	C5-C6-O6	-9.74	122.75	128.60
1	A0	202	ARG	NE-CZ-NH2	-9.74	115.43	120.30
34	BA	162	G	C2-N3-C4	-9.74	107.03	111.90
35	BB	817	C	C5'-C4'-O4'	9.74	120.79	109.10
35	BB	842	G	C4-N9-C1'	-9.74	113.84	126.50
38	BE	36	U	C5'-C4'-C3'	9.74	131.59	116.00
40	BG	8	U	P-O3'-C3'	-9.74	108.01	119.70
40	BG	134	U	O4'-C1'-N1	9.74	115.99	108.20
41	BH	130	G	P-O5'-C5'	-9.74	105.31	120.90

Continued on next page...

Continued from previous page...

Mol	Chain	Res	Type	Atoms	Z	Observed(°)	Ideal(°)
85	AA	765	U	P-O5'-C5'	9.74	136.48	120.90
85	AA	1283	C	C2-N3-C4	-9.74	115.03	119.90
35	BB	690	C	C5'-C4'-C3'	-9.74	100.42	116.00
34	BA	1609	U	C2-N3-C4	-9.74	121.16	127.00
34	BA	1637	G	C8-N9-C4	-9.74	102.51	106.40
39	BF	48	G	C5-C6-O6	-9.74	122.76	128.60
41	BH	31	A	C4'-C3'-C2'	9.74	112.34	102.60
41	BH	96	G	C5-C6-O6	-9.74	122.76	128.60
85	AA	357	C	C5'-C4'-C3'	-9.74	100.42	116.00
85	AA	533	C	N3-C4-N4	9.74	124.82	118.00
35	BB	798	A	P-O5'-C5'	-9.73	105.32	120.90
85	AA	688	C	C1'-O4'-C4'	-9.73	102.11	109.90
18	AJ	28	ARG	NE-CZ-NH1	9.73	125.17	120.30
34	BA	1259	C	C6-N1-C2	-9.73	116.41	120.30
35	BB	768	A	C2'-C3'-O3'	9.73	130.91	109.50
55	BV	92	TYR	CB-CG-CD2	-9.73	115.16	121.00
58	BY	60	ARG	NE-CZ-NH1	9.73	125.17	120.30
4	A3	85	PHE	CB-CG-CD2	-9.73	113.99	120.80
34	BA	1501	U	N3-C2-O2	-9.73	115.39	122.20
35	BB	4	C	C6-N1-C2	-9.73	116.41	120.30
35	BB	628	A	N1-C6-N6	-9.73	112.76	118.60
67	Bh	1	MET	CG-SD-CE	-9.73	84.63	100.20
85	AA	1134	G	C6-N1-C2	-9.73	119.26	125.10
34	BA	508	C	O4'-C1'-N1	9.73	115.98	108.20
63	Bd	62	ARG	NE-CZ-NH1	9.73	125.16	120.30
34	BA	679	U	C5-C4-O4	-9.73	120.06	125.90
38	BE	26	G	C5-C6-O6	-9.73	122.76	128.60
41	BH	92	A	O4'-C1'-N9	9.73	115.98	108.20
85	AA	2153	G	C4'-C3'-C2'	-9.73	92.87	102.60
34	BA	1175	G	P-O5'-C5'	9.72	136.46	120.90
34	BA	564	C	C2-N1-C1'	9.72	129.50	118.80
34	BA	399	G	C8-N9-C4	9.72	110.29	106.40
34	BA	543	A	P-O3'-C3'	-9.72	108.03	119.70
34	BA	743	A	C6-N1-C2	9.72	124.43	118.60
38	BE	26	G	C5'-C4'-O4'	-9.72	97.43	109.10
34	BA	542	A	P-O3'-C3'	-9.72	108.04	119.70
34	BA	1801	G	C4-N9-C1'	-9.72	113.86	126.50
35	BB	29	C	C1'-O4'-C4'	-9.72	102.12	109.90
35	BB	872	A	C1'-O4'-C4'	-9.72	102.12	109.90
35	BB	833	G	C5'-C4'-C3'	-9.72	100.45	116.00
37	BD	81	C	N3-C2-O2	-9.72	115.10	121.90
85	AA	863	C	N3-C2-O2	-9.72	115.10	121.90

Continued on next page...

Continued from previous page...

Mol	Chain	Res	Type	Atoms	Z	Observed(°)	Ideal(°)
85	AA	2141	G	C4-N9-C1'	-9.72	113.87	126.50
85	AA	2156	C	C6-N1-C2	-9.72	116.41	120.30
34	BA	1693	U	P-O3'-C3'	9.71	131.35	119.70
35	BB	1279	C	O4'-C1'-N1	9.71	115.97	108.20
85	AA	207	G	C8-N9-C4	-9.71	102.52	106.40
85	AA	1058	G	C5-C6-O6	-9.71	122.77	128.60
85	AA	1329	U	P-O3'-C3'	9.71	131.35	119.70
85	AA	1883	C	C5'-C4'-C3'	-9.71	100.46	116.00
35	BB	833	G	C4'-C3'-C2'	-9.71	92.89	102.60
34	BA	501	U	C6-N1-C2	-9.71	115.18	121.00
85	AA	865	G	C5-C6-O6	-9.71	122.78	128.60
34	BA	1221	A	N1-C6-N6	-9.71	112.78	118.60
35	BB	1543	C	C6-N1-C2	-9.71	116.42	120.30
38	BE	101	C	C6-N1-C2	-9.71	116.42	120.30
85	AA	364	C	O4'-C1'-N1	9.71	115.96	108.20
85	AA	743	C	O4'-C4'-C3'	-9.71	94.30	104.00
34	BA	12	G	C5'-C4'-C3'	9.70	131.53	116.00
34	BA	729	C	C4'-C3'-C2'	9.70	112.30	102.60
35	BB	1492	C	C6-N1-C2	-9.70	116.42	120.30
35	BB	1539	C	C2-N1-C1'	-9.70	108.13	118.80
37	BD	48	G	N7-C8-N9	-9.70	108.25	113.10
85	AA	326	C	C2-N1-C1'	9.70	129.47	118.80
36	BC	145	G	C5'-C4'-C3'	-9.70	100.48	116.00
60	Ba	90	ARG	NE-CZ-NH1	9.70	125.15	120.30
34	BA	643	U	O4'-C1'-N1	9.70	115.96	108.20
35	BB	112	G	C5-C6-O6	-9.70	122.78	128.60
38	BE	116	U	C2-N1-C1'	-9.70	106.06	117.70
38	BE	198	A	C4-C5-C6	-9.70	112.15	117.00
85	AA	585	G	C4-C5-C6	-9.70	112.98	118.80
85	AA	1231	G	P-O3'-C3'	9.70	131.34	119.70
85	AA	1368	G	C8-N9-C4	-9.70	102.52	106.40
23	AP	78	ASP	N-CA-CB	-9.70	93.15	110.60
40	BG	19	C	O4'-C1'-N1	9.70	115.96	108.20
34	BA	30	A	C4-N9-C1'	-9.70	108.85	126.30
85	AA	1247	A	N1-C6-N6	9.70	124.42	118.60
85	AA	1465	C	C1'-O4'-C4'	-9.70	102.14	109.90
34	BA	329	G	C4-N9-C1'	-9.69	113.90	126.50
39	BF	11	C	O5'-C5'-C4'	9.69	130.12	111.70
86	AB	44	G	C5-C6-O6	-9.69	122.78	128.60
85	AA	613	G	O4'-C1'-N9	9.69	115.95	108.20
85	AA	1921	G	O4'-C1'-N9	9.69	115.95	108.20
34	BA	480	G	N1-C6-O6	9.69	125.71	119.90

Continued on next page...

Continued from previous page...

Mol	Chain	Res	Type	Atoms	Z	Observed(°)	Ideal(°)
35	BB	966	C	O4'-C1'-N1	9.69	115.95	108.20
36	BC	135	A	O4'-C1'-N9	9.69	115.95	108.20
34	BA	881	C	C2-N1-C1'	-9.69	108.14	118.80
34	BA	1120	U	P-O3'-C3'	-9.69	108.07	119.70
34	BA	1510	C	P-O5'-C5'	-9.69	105.40	120.90
66	Bg	81	TYR	CB-CG-CD2	-9.69	115.19	121.00
85	AA	382	G	C8-N9-C1'	9.69	139.60	127.00
85	AA	1637	C	O4'-C1'-N1	9.69	115.95	108.20
86	AB	6	G	C4-N9-C1'	-9.69	113.91	126.50
34	BA	1432	C	C6-N1-C2	-9.69	116.42	120.30
85	AA	242	G	P-O5'-C5'	-9.69	105.40	120.90
85	AA	20	G	C6-N1-C2	-9.69	119.29	125.10
85	AA	39	A	P-O3'-C3'	-9.69	108.08	119.70
85	AA	436	G	N1-C6-O6	9.69	125.71	119.90
85	AA	1459	C	O4'-C1'-N1	9.69	115.95	108.20
85	AA	2224	U	C5'-C4'-C3'	-9.69	100.50	116.00
34	BA	188	C	C6-N1-C2	-9.68	116.43	120.30
34	BA	424	U	O4'-C1'-N1	9.68	115.94	108.20
34	BA	1220	C	C2-N1-C1'	-9.68	108.15	118.80
38	BE	10	G	P-O3'-C3'	-9.68	108.08	119.70
40	BG	169	A	C8-N9-C4	9.68	109.67	105.80
34	BA	557	U	C3'-C2'-C1'	-9.68	93.76	101.50
34	BA	1060	C	O4'-C1'-N1	9.68	115.94	108.20
85	AA	753	U	C1'-O4'-C4'	-9.68	102.16	109.90
85	AA	1005	C	P-O5'-C5'	9.68	136.38	120.90
85	AA	2020	C	C5'-C4'-C3'	-9.68	100.52	116.00
34	BA	426	A	C5'-C4'-C3'	-9.67	100.52	116.00
34	BA	785	G	O4'-C1'-N9	9.67	115.94	108.20
35	BB	1060	U	C2-N3-C4	-9.67	121.20	127.00
34	BA	290	G	N9-C1'-C2'	-9.67	101.36	112.00
35	BB	811	C	P-O3'-C3'	-9.67	108.09	119.70
85	AA	618	A	P-O3'-C3'	-9.67	108.10	119.70
37	BD	79	G	C6-N1-C2	-9.67	119.30	125.10
34	BA	10	G	N1-C6-O6	-9.67	114.10	119.90
51	BR	126	ARG	NE-CZ-NH1	9.67	125.13	120.30
85	AA	138	C	O4'-C1'-N1	9.67	115.93	108.20
85	AA	1869	U	P-O3'-C3'	-9.67	108.10	119.70
35	BB	380	G	O4'-C1'-N9	9.66	115.93	108.20
85	AA	2131	C	P-O3'-C3'	-9.66	108.10	119.70
85	AA	2210	C	C6-N1-C1'	9.66	132.40	120.80
34	BA	2	A	O4'-C1'-N9	9.66	115.93	108.20
34	BA	662	U	O4'-C1'-N1	9.66	115.93	108.20

Continued on next page...

Continued from previous page...

Mol	Chain	Res	Type	Atoms	Z	Observed(°)	Ideal(°)
35	BB	39	C	C6-N1-C2	-9.66	116.44	120.30
85	AA	1248	U	O4'-C1'-N1	9.66	115.93	108.20
34	BA	209	A	O4'-C1'-N9	9.66	115.93	108.20
34	BA	1041	U	C2-N3-C4	-9.66	121.20	127.00
35	BB	561	C	C2-N1-C1'	9.66	129.42	118.80
35	BB	768	A	C4'-C3'-C2'	-9.66	92.94	102.60
85	AA	639	C	C5'-C4'-C3'	9.66	131.46	116.00
85	AA	991	G	C6-C5-N7	-9.66	124.61	130.40
86	AB	26	A	O4'-C1'-N9	9.66	115.93	108.20
34	BA	1297	G	N1-C6-O6	9.66	125.69	119.90
85	AA	1538	C	P-O5'-C5'	9.66	136.35	120.90
85	AA	2123	U	C5'-C4'-C3'	9.66	131.45	116.00
34	BA	816	G	O4'-C1'-N9	9.66	115.92	108.20
35	BB	883	G	O4'-C1'-N9	9.66	115.92	108.20
62	Bc	130	ARG	NE-CZ-NH1	9.66	125.13	120.30
85	AA	894	A	C5'-C4'-O4'	9.66	120.69	109.10
34	BA	1310	C	P-O5'-C5'	9.65	136.35	120.90
41	BH	90	C	P-O5'-C5'	9.65	136.34	120.90
85	AA	1338	C	O3'-P-O5'	-9.65	85.66	104.00
85	AA	1492	U	N1-C2-N3	9.65	120.69	114.90
34	BA	266	G	N3-C2-N2	9.65	126.66	119.90
85	AA	66	U	P-O3'-C3'	9.65	131.28	119.70
85	AA	1467	U	P-O5'-C5'	9.65	136.34	120.90
34	BA	177	G	N9-C1'-C2'	-9.65	101.39	112.00
34	BA	996	U	C4'-C3'-C2'	9.65	112.25	102.60
35	BB	1114	A	C5'-C4'-C3'	-9.65	100.56	116.00
34	BA	129	U	O3'-P-O5'	-9.65	85.67	104.00
34	BA	1240	G	C5'-C4'-C3'	9.65	131.44	116.00
85	AA	557	G	C4-N9-C1'	-9.65	113.96	126.50
37	BD	74	A	C5-C6-N6	-9.65	115.98	123.70
85	AA	1110	A	C4'-C3'-C2'	-9.65	92.95	102.60
35	BB	1453	G	O4'-C1'-N9	9.64	115.92	108.20
85	AA	821	U	N1-C2-N3	9.64	120.69	114.90
85	AA	1007	G	C4-N9-C1'	-9.64	113.96	126.50
85	AA	1346	C	C6-N1-C2	-9.64	116.44	120.30
85	AA	315	U	P-O5'-C5'	9.64	136.33	120.90
35	BB	1385	C	P-O3'-C3'	9.64	131.27	119.70
38	BE	26	G	C5'-C4'-C3'	9.64	131.43	116.00
35	BB	1431	G	C4-N9-C1'	-9.64	113.97	126.50
85	AA	251	A	P-O3'-C3'	-9.64	108.13	119.70
85	AA	254	G	P-O5'-C5'	9.64	136.32	120.90
85	AA	1594	G	O4'-C1'-N9	9.64	115.91	108.20

Continued on next page...

Continued from previous page...

Mol	Chain	Res	Type	Atoms	Z	Observed(°)	Ideal(°)
35	BB	1162	A	C5'-C4'-O4'	9.64	120.67	109.10
85	AA	962	U	C2-N1-C1'	-9.64	106.14	117.70
34	BA	1440	C	C1'-O4'-C4'	-9.64	102.19	109.90
85	AA	847	G	C5'-C4'-C3'	-9.64	100.58	116.00
38	BE	127	G	C5-C6-O6	9.63	134.38	128.60
39	BF	9	C	C6-N1-C2	-9.63	116.45	120.30
85	AA	271	A	N1-C6-N6	9.63	124.38	118.60
85	AA	896	C	P-O3'-C3'	-9.63	108.14	119.70
85	AA	1240	A	N1-C6-N6	9.63	124.38	118.60
64	Be	70	ARG	NE-CZ-NH2	-9.63	115.48	120.30
34	BA	688	G	C5'-C4'-C3'	-9.63	100.59	116.00
34	BA	1257	U	P-O3'-C3'	9.63	131.25	119.70
85	AA	937	G	O5'-P-OP2	-9.63	97.03	105.70
85	AA	2099	C	C5'-C4'-C3'	-9.63	100.60	116.00
85	AA	2237	G	C5-C6-O6	9.63	134.38	128.60
34	BA	165	C	O4'-C1'-N1	9.62	115.90	108.20
34	BA	349	G	N1-C6-O6	-9.62	114.12	119.90
34	BA	683	C	C4'-C3'-O3'	9.63	132.25	113.00
35	BB	37	C	P-O3'-C3'	-9.63	108.15	119.70
34	BA	682	A	P-O3'-C3'	-9.62	108.15	119.70
35	BB	1346	A	C5-C6-N6	-9.62	116.00	123.70
38	BE	27	A	C5-C6-N6	-9.62	116.00	123.70
81	Bv	68	TYR	CB-CG-CD2	-9.62	115.22	121.00
34	BA	222	C	N3-C2-O2	-9.62	115.17	121.90
35	BB	3	C	C2-N1-C1'	9.62	129.38	118.80
35	BB	845	C	C6-N1-C1'	9.62	132.35	120.80
39	BF	14	C	C2-N3-C4	-9.62	115.09	119.90
35	BB	833	G	C4-N9-C1'	-9.62	113.99	126.50
34	BA	1489	U	O5'-P-OP2	-9.62	97.04	105.70
35	BB	1097	U	C5'-C4'-C3'	-9.62	100.61	116.00
85	AA	63	G	C8-N9-C1'	9.62	139.50	127.00
40	BG	148	C	P-O5'-C5'	-9.62	105.51	120.90
85	AA	789	A	O5'-C5'-C4'	9.62	129.97	111.70
85	AA	1464	G	C5'-C4'-C3'	-9.62	100.61	116.00
34	BA	788	C	P-O5'-C5'	-9.62	105.51	120.90
35	BB	631	G	N1-C6-O6	9.62	125.67	119.90
36	BC	147	G	C5-C6-O6	-9.61	122.83	128.60
34	BA	648	C	P-O5'-C5'	9.61	136.28	120.90
34	BA	761	U	P-O5'-C5'	-9.61	105.52	120.90
34	BA	1508	C	C6-N1-C2	-9.61	116.45	120.30
35	BB	630	A	O5'-C5'-C4'	-9.61	93.44	111.70
41	BH	76	G	OP1-P-OP2	-9.61	105.18	119.60

Continued on next page...

Continued from previous page...

Mol	Chain	Res	Type	Atoms	Z	Observed(°)	Ideal(°)
85	AA	125	A	C2'-C3'-O3'	9.61	130.64	109.50
85	AA	1115	G	O4'-C1'-N9	9.61	115.89	108.20
36	BC	42	G	C4-N9-C1'	-9.61	114.01	126.50
85	AA	2090	C	C6-N1-C2	-9.61	116.46	120.30
35	BB	427	U	P-O5'-C5'	-9.61	105.53	120.90
35	BB	1259	A	C5'-C4'-C3'	9.61	131.37	116.00
35	BB	1336	G	C5-C6-O6	-9.61	122.83	128.60
40	BG	12	A	P-O3'-C3'	-9.61	108.17	119.70
38	BE	25	U	O3'-P-O5'	9.61	122.25	104.00
38	BE	173	G	C5-C6-O6	-9.61	122.84	128.60
65	Bf	72	ARG	NE-CZ-NH1	9.61	125.10	120.30
85	AA	457	G	C4-N9-C1'	-9.61	114.01	126.50
34	BA	572	G	N9-C4-C5	9.60	109.24	105.40
34	BA	890	G	C5'-C4'-C3'	9.60	131.36	116.00
34	BA	1500	G	N3-C4-C5	-9.60	123.80	128.60
71	Bl	95	TRP	C-N-CA	9.60	145.71	121.70
85	AA	2085	C	C2'-C3'-O3'	9.60	130.62	109.50
34	BA	880	G	N1-C6-O6	9.60	125.66	119.90
34	BA	667	U	P-O3'-C3'	9.60	131.22	119.70
34	BA	1410	C	C5'-C4'-O4'	9.60	120.62	109.10
35	BB	979	G	C5'-C4'-C3'	-9.60	100.64	116.00
85	AA	1541	G	C5-C6-N1	9.60	116.30	111.50
85	AA	1645	G	P-O5'-C5'	9.60	136.26	120.90
34	BA	1067	G	C4-N9-C1'	-9.60	114.02	126.50
37	BD	19	C	C5'-C4'-C3'	-9.60	100.64	116.00
84	By	22	ARG	NE-CZ-NH1	9.60	125.10	120.30
85	AA	806	G	P-O5'-C5'	9.60	136.25	120.90
85	AA	2126	U	P-O3'-C3'	-9.60	108.18	119.70
85	AA	1756	C	O4'-C1'-N1	9.59	115.88	108.20
85	AA	1177	G	P-O3'-C3'	9.59	131.21	119.70
85	AA	2202	G	C5'-C4'-C3'	9.59	131.35	116.00
85	AA	1879	U	C2-N3-C4	-9.59	121.25	127.00
3	A2	27	TYR	CB-CG-CD2	-9.59	115.25	121.00
34	BA	214	A	C1'-O4'-C4'	-9.59	102.23	109.90
34	BA	845	U	O4'-C1'-N1	9.59	115.87	108.20
85	AA	351	C	O4'-C1'-N1	9.59	115.87	108.20
85	AA	1009	G	P-O3'-C3'	9.59	131.21	119.70
70	Bk	44	ARG	NE-CZ-NH2	9.59	125.09	120.30
34	BA	1124	U	C5'-C4'-C3'	-9.58	100.67	116.00
85	AA	2134	U	C5'-C4'-C3'	-9.58	100.67	116.00
34	BA	558	C	OP1-P-OP2	-9.58	105.23	119.60
34	BA	572	G	N3-C4-C5	-9.58	123.81	128.60

Continued on next page...

Continued from previous page...

Mol	Chain	Res	Type	Atoms	Z	Observed(°)	Ideal(°)
35	BB	768	A	O4'-C1'-C2'	-9.58	96.22	105.80
35	BB	1071	G	C8-N9-C4	-9.58	102.57	106.40
41	BH	94	G	O4'-C1'-N9	9.58	115.86	108.20
7	A6	18	PHE	CB-CG-CD2	-9.58	114.10	120.80
40	BG	10	U	C2-N1-C1'	-9.58	106.21	117.70
85	AA	207	G	C5'-C4'-O4'	9.58	120.59	109.10
85	AA	384	C	C2-N1-C1'	-9.57	108.27	118.80
34	BA	534	C	C6-N1-C2	-9.57	116.47	120.30
38	BE	175	U	C2-N3-C4	-9.57	121.26	127.00
39	BF	24	G	O4'-C1'-N9	9.57	115.86	108.20
41	BH	26	C	C2-N3-C4	-9.57	115.11	119.90
15	AG	128	TYR	CB-CG-CD1	-9.57	115.26	121.00
34	BA	1265	G	O4'-C1'-N9	9.57	115.86	108.20
35	BB	1352	C	C1'-O4'-C4'	-9.57	102.24	109.90
41	BH	72	G	C1'-O4'-C4'	-9.57	102.24	109.90
85	AA	569	A	C8-N9-C1'	9.57	144.93	127.70
85	AA	847	G	C5-C6-O6	-9.57	122.86	128.60
85	AA	1735	U	P-O3'-C3'	9.57	131.18	119.70
34	BA	944	G	C8-N9-C1'	9.57	139.44	127.00
34	BA	1704	G	C5'-C4'-C3'	-9.57	100.69	116.00
35	BB	1197	G	C5-C6-O6	-9.57	122.86	128.60
85	AA	307	G	P-O3'-C3'	-9.57	108.22	119.70
85	AA	849	A	O4'-C1'-N9	9.57	115.85	108.20
34	BA	486	G	C5-C6-O6	-9.56	122.86	128.60
34	BA	878	G	N1-C6-O6	9.56	125.64	119.90
34	BA	911	G	C4-N9-C1'	-9.56	114.07	126.50
41	BH	10	U	O4'-C1'-N1	9.56	115.85	108.20
34	BA	1651	C	O4'-C1'-N1	9.56	115.85	108.20
39	BF	8	C	C1'-O4'-C4'	-9.56	102.25	109.90
85	AA	2131	C	C5'-C4'-C3'	-9.56	100.70	116.00
36	BC	157	U	O5'-P-OP2	-9.56	97.10	105.70
40	BG	81	G	C4-N9-C1'	-9.56	114.08	126.50
35	BB	132	G	C4-N9-C1'	-9.56	114.08	126.50
85	AA	66	U	C2-N3-C4	-9.56	121.27	127.00
85	AA	314	C	C6-N1-C2	-9.56	116.48	120.30
35	BB	504	C	C5'-C4'-O4'	9.55	120.56	109.10
85	AA	723	U	P-O5'-C5'	9.55	136.18	120.90
34	BA	362	G	N1-C6-O6	-9.55	114.17	119.90
37	BD	84	U	N1-C2-N3	9.55	120.63	114.90
35	BB	1359	G	N1-C6-O6	9.55	125.63	119.90
34	BA	150	C	O4'-C1'-N1	9.55	115.84	108.20
34	BA	800	G	O4'-C1'-N9	-9.55	100.56	108.20

Continued on next page...

Continued from previous page...

Mol	Chain	Res	Type	Atoms	Z	Observed(°)	Ideal(°)
38	BE	17	U	C2-N3-C4	-9.55	121.27	127.00
34	BA	99	G	C6-N1-C2	-9.54	119.37	125.10
35	BB	1129	C	P-O5'-C5'	9.54	136.17	120.90
34	BA	330	A	N1-C6-N6	9.54	124.33	118.60
34	BA	819	G	C5'-C4'-C3'	-9.54	100.73	116.00
34	BA	1809	G	C3'-C2'-C1'	-9.54	93.87	101.50
85	AA	1797	U	O4'-C1'-N1	9.54	115.83	108.20
35	BB	963	G	C8-N9-C1'	9.54	139.40	127.00
85	AA	100	A	N9-C1'-C2'	9.54	126.40	114.00
34	BA	548	G	C8-N9-C4	-9.54	102.58	106.40
35	BB	423	G	C5'-C4'-C3'	-9.54	100.74	116.00
35	BB	505	G	N1-C6-O6	-9.54	114.18	119.90
36	BC	128	U	O4'-C1'-N1	9.54	115.83	108.20
36	BC	38	U	O4'-C1'-N1	9.54	115.83	108.20
85	AA	1547	G	N1-C6-O6	-9.54	114.18	119.90
35	BB	1302	C	N3-C4-N4	9.53	124.67	118.00
85	AA	974	U	O4'-C1'-N1	9.53	115.83	108.20
34	BA	636	G	N1-C6-O6	-9.53	114.18	119.90
35	BB	1206	G	N3-C2-N2	9.53	126.57	119.90
85	AA	572	G	C4-N9-C1'	-9.53	114.11	126.50
85	AA	1281	G	C8-N9-C4	9.53	110.21	106.40
80	Bu	109	MET	CG-SD-CE	-9.53	84.95	100.20
35	BB	503	G	C5-C6-O6	-9.53	122.88	128.60
34	BA	862	C	C2-N3-C4	-9.53	115.14	119.90
34	BA	1793	G	O4'-C1'-N9	9.53	115.82	108.20
34	BA	1804	A	O4'-C1'-N9	9.53	115.82	108.20
35	BB	384	A	P-O3'-C3'	-9.53	108.27	119.70
35	BB	453	C	C5'-C4'-C3'	9.53	131.24	116.00
85	AA	1797	U	P-O5'-C5'	9.53	136.14	120.90
85	AA	1190	G	C8-N9-C4	9.52	110.21	106.40
34	BA	874	G	P-O5'-C5'	9.52	136.13	120.90
85	AA	242	G	O4'-C1'-N9	9.52	115.82	108.20
85	AA	1794	U	P-O5'-C5'	-9.52	105.67	120.90
85	AA	1921	G	C4-C5-N7	-9.52	106.99	110.80
34	BA	1662	U	C2-N3-C4	-9.52	121.29	127.00
35	BB	524	C	O4'-C1'-N1	9.52	115.81	108.20
85	AA	572	G	C8-N9-C1'	9.52	139.37	127.00
34	BA	1723	U	N1-C2-N3	9.52	120.61	114.90
35	BB	791	A	N1-C6-N6	-9.52	112.89	118.60
34	BA	102	G	N1-C6-O6	-9.52	114.19	119.90
34	BA	1023	G	C5-C6-O6	-9.52	122.89	128.60
34	BA	1215	U	P-O5'-C5'	9.52	136.13	120.90

Continued on next page...

Continued from previous page...

Mol	Chain	Res	Type	Atoms	Z	Observed(°)	Ideal(°)
36	BC	164	G	C8-N9-C1'	9.52	139.37	127.00
35	BB	608	A	N1-C6-N6	-9.51	112.89	118.60
40	BG	11	G	C2-N3-C4	-9.51	107.14	111.90
40	BG	170	G	P-O3'-C3'	-9.51	108.28	119.70
80	Bu	108	ARG	NE-CZ-NH1	9.51	125.06	120.30
34	BA	360	C	O4'-C1'-N1	9.51	115.81	108.20
38	BE	110	U	P-O3'-C3'	-9.51	108.29	119.70
34	BA	882	G	C1'-O4'-C4'	-9.51	102.29	109.90
85	AA	465	A	P-O3'-C3'	9.51	131.11	119.70
34	BA	763	U	C6-N1-C2	-9.51	115.30	121.00
34	BA	1821	A	N1-C6-N6	-9.51	112.90	118.60
35	BB	1203	C	C5'-C4'-C3'	-9.51	100.79	116.00
36	BC	164	G	C4-N9-C1'	-9.51	114.14	126.50
85	AA	1235	G	P-O3'-C3'	-9.51	108.29	119.70
85	AA	2053	A	C8-N9-C4	-9.51	102.00	105.80
34	BA	1658	G	C5'-C4'-C3'	-9.50	100.80	116.00
36	BC	20	C	O5'-P-OP1	-9.50	97.15	105.70
34	BA	1477	C	C5'-C4'-O4'	9.50	120.50	109.10
35	BB	1133	C	P-O5'-C5'	-9.50	105.70	120.90
85	AA	1692	U	N3-C2-O2	-9.50	115.55	122.20
85	AA	1921	G	N9-C4-C5	9.50	109.20	105.40
86	AB	17	C	O4'-C1'-N1	9.50	115.80	108.20
34	BA	530	A	P-O3'-C3'	9.49	131.09	119.70
34	BA	777	C	C6-N1-C2	-9.49	116.50	120.30
35	BB	520	G	C5-C6-O6	-9.49	122.90	128.60
85	AA	1248	U	C2-N3-C4	-9.49	121.31	127.00
36	BC	31	A	C3'-C2'-C1'	-9.49	93.91	101.50
38	BE	46	G	C4-N9-C1'	-9.49	114.16	126.50
85	AA	1235	G	O4'-C1'-N9	9.49	115.79	108.20
35	BB	490	G	C5'-C4'-O4'	9.49	120.49	109.10
35	BB	1426	G	N3-C4-C5	-9.49	123.86	128.60
34	BA	21	C	O4'-C1'-N1	9.48	115.79	108.20
34	BA	571	G	C4-N9-C1'	9.48	138.83	126.50
34	BA	802	G	C4-N9-C1'	-9.48	114.17	126.50
85	AA	881	C	C6-N1-C1'	9.48	132.18	120.80
34	BA	554	A	O5'-P-OP2	-9.48	97.17	105.70
34	BA	253	U	C2-N1-C1'	-9.48	106.32	117.70
85	AA	898	A	O4'-C1'-N9	9.48	115.78	108.20
85	AA	1006	C	C2-N1-C1'	-9.48	108.37	118.80
85	AA	1471	G	C4-C5-N7	9.48	114.59	110.80
37	BD	83	A	O4'-C1'-N9	9.48	115.78	108.20
34	BA	1716	A	C5'-C4'-C3'	9.48	131.16	116.00

Continued on next page...

Continued from previous page...

Mol	Chain	Res	Type	Atoms	Z	Observed(°)	Ideal(°)
35	BB	881	G	C8-N9-C1'	9.48	139.32	127.00
35	BB	1475	U	P-O3'-C3'	9.48	131.07	119.70
85	AA	535	G	N1-C6-O6	9.48	125.59	119.90
34	BA	43	U	C2-N1-C1'	-9.47	106.33	117.70
34	BA	564	C	O4'-C1'-N1	9.47	115.78	108.20
85	AA	209	C	C6-N1-C2	-9.47	116.51	120.30
85	AA	857	G	C8-N9-C1'	9.47	139.32	127.00
85	AA	1496	U	O3'-P-O5'	9.47	122.00	104.00
34	BA	220	U	P-O5'-C5'	9.47	136.06	120.90
35	BB	1138	A	O5'-C5'-C4'	-9.47	93.71	111.70
85	AA	434	U	P-O5'-C5'	-9.47	105.75	120.90
34	BA	1071	G	C5-C6-O6	-9.47	122.92	128.60
34	BA	486	G	C8-N9-C4	-9.47	102.61	106.40
40	BG	59	G	C5'-C4'-C3'	-9.47	100.85	116.00
34	BA	1138	C	C6-N1-C1'	9.46	132.16	120.80
35	BB	363	A	C1'-O4'-C4'	-9.46	102.33	109.90
85	AA	767	A	O4'-C1'-N9	9.46	115.77	108.20
34	BA	272	A	C5'-C4'-C3'	9.46	131.14	116.00
34	BA	658	C	O4'-C1'-N1	9.46	115.77	108.20
34	BA	761	U	C2-N1-C1'	-9.46	106.34	117.70
34	BA	1226	G	P-O3'-C3'	-9.46	108.35	119.70
35	BB	1323	U	C6-N1-C2	-9.46	115.32	121.00
34	BA	1506	C	C6-N1-C2	-9.46	116.52	120.30
34	BA	1724	G	C5-C6-N1	9.46	116.23	111.50
37	BD	83	A	C4'-C3'-C2'	-9.46	93.14	102.60
85	AA	494	G	C5'-C4'-C3'	-9.46	100.86	116.00
85	AA	907	G	C1'-O4'-C4'	-9.46	102.33	109.90
85	AA	1789	C	C5'-C4'-O4'	-9.46	97.75	109.10
85	AA	1878	C	P-O5'-C5'	9.46	136.04	120.90
34	BA	1733	G	P-O5'-C5'	9.46	136.03	120.90
85	AA	2179	C	O4'-C1'-N1	9.46	115.77	108.20
35	BB	1445	A	C5-C6-N6	9.46	131.26	123.70
86	AB	61	C	C2-N1-C1'	-9.46	108.40	118.80
38	BE	146	U	N3-C2-O2	-9.45	115.58	122.20
85	AA	1897	A	O4'-C1'-N9	9.46	115.76	108.20
5	A4	143	ARG	NE-CZ-NH1	9.45	125.03	120.30
34	BA	243	C	C6-N1-C1'	9.45	132.14	120.80
35	BB	545	C	C6-N1-C2	-9.45	116.52	120.30
85	AA	888	A	P-O3'-C3'	9.45	131.04	119.70
85	AA	1541	G	C6-N1-C2	-9.45	119.43	125.10
85	AA	1852	U	P-O3'-C3'	9.45	131.04	119.70
85	AA	2008	G	N9-C4-C5	9.45	109.18	105.40

Continued on next page...

Continued from previous page...

Mol	Chain	Res	Type	Atoms	Z	Observed(°)	Ideal(°)
85	AA	1868	G	O4'-C1'-N9	9.45	115.76	108.20
34	BA	906	A	O4'-C1'-N9	9.45	115.76	108.20
34	BA	933	U	C2-N1-C1'	-9.45	106.36	117.70
34	BA	2	A	C2'-C3'-O3'	9.45	130.28	109.50
34	BA	966	G	N1-C6-O6	-9.45	114.23	119.90
34	BA	1563	G	C8-N9-C4	-9.44	102.62	106.40
35	BB	871	C	C3'-C2'-C1'	-9.45	93.94	101.50
35	BB	977	G	C8-N9-C4	-9.45	102.62	106.40
35	BB	996	G	P-O5'-C5'	-9.44	105.79	120.90
35	BB	1482	A	P-O3'-C3'	9.44	131.03	119.70
38	BE	185	G	C8-N9-C1'	9.44	139.27	127.00
85	AA	889	G	N3-C2-N2	-9.44	113.29	119.90
34	BA	526	C	C4'-C3'-C2'	-9.44	93.16	102.60
34	BA	685	C	O4'-C4'-C3'	-9.44	94.56	104.00
35	BB	529	A	C5-C6-N6	-9.44	116.15	123.70
40	BG	9	G	P-O5'-C5'	-9.44	105.80	120.90
85	AA	63	G	C4-N9-C1'	-9.44	114.23	126.50
68	Bi	111	ARG	NE-CZ-NH1	9.44	125.02	120.30
85	AA	584	G	C4-N9-C1'	9.44	138.77	126.50
37	BD	71	G	P-O3'-C3'	9.43	131.02	119.70
41	BH	129	G	N1-C6-O6	-9.43	114.24	119.90
35	BB	813	C	O4'-C1'-N1	9.43	115.75	108.20
85	AA	937	G	C5-C6-O6	-9.43	122.94	128.60
7	A6	84	PHE	CB-CG-CD2	-9.43	114.20	120.80
34	BA	99	G	C4-N9-C1'	9.43	138.76	126.50
34	BA	1207	A	P-O3'-C3'	9.43	131.01	119.70
85	AA	2126	U	C5'-C4'-C3'	9.43	131.09	116.00
34	BA	943	G	C4-N9-C1'	-9.43	114.25	126.50
34	BA	1541	G	N1-C6-O6	9.43	125.56	119.90
85	AA	253	C	C6-N1-C2	-9.43	116.53	120.30
85	AA	817	G	N1-C6-O6	-9.43	114.25	119.90
34	BA	513	U	O4'-C1'-N1	9.42	115.74	108.20
34	BA	1260	G	C3'-C2'-C1'	-9.42	93.96	101.50
34	BA	1803	A	C8-N9-C4	9.42	109.57	105.80
35	BB	1093	C	C6-N1-C2	-9.42	116.53	120.30
35	BB	1480	G	C6-C5-N7	-9.42	124.75	130.40
85	AA	1913	G	C8-N9-C4	-9.42	102.63	106.40
34	BA	1194	G	C8-N9-C1'	9.42	139.24	127.00
34	BA	1060	C	P-O3'-C3'	9.42	131.00	119.70
85	AA	1010	U	C6-N1-C1'	9.42	134.38	121.20
2	A1	97	ARG	NE-CZ-NH1	9.41	125.01	120.30
34	BA	1041	U	P-O5'-C5'	9.41	135.96	120.90

Continued on next page...

Continued from previous page...

Mol	Chain	Res	Type	Atoms	Z	Observed(°)	Ideal(°)
85	AA	270	A	P-O3'-C3'	-9.41	108.40	119.70
34	BA	1566	G	N1-C6-O6	9.41	125.55	119.90
34	BA	1653	G	C4-N9-C1'	-9.41	114.26	126.50
85	AA	2074	G	N1-C6-O6	9.41	125.55	119.90
34	BA	1631	U	C5'-C4'-C3'	9.41	131.06	116.00
35	BB	763	U	C2-N1-C1'	-9.41	106.40	117.70
35	BB	945	U	P-O3'-C3'	9.41	131.00	119.70
85	AA	2127	G	O4'-C1'-N9	9.41	115.73	108.20
15	AG	55	ARG	NE-CZ-NH2	-9.41	115.60	120.30
27	AT	120	ARG	NE-CZ-NH1	9.41	125.00	120.30
34	BA	611	A	C5'-C4'-C3'	-9.41	100.95	116.00
39	BF	22	U	N1-C2-N3	9.41	120.54	114.90
85	AA	817	G	C5-C6-O6	9.41	134.24	128.60
85	AA	1050	C	C6-N1-C2	-9.41	116.54	120.30
85	AA	1245	U	C5'-C4'-C3'	-9.41	100.95	116.00
34	BA	196	A	N9-C1'-C2'	-9.40	101.66	112.00
35	BB	1459	U	C2-N3-C4	-9.40	121.36	127.00
41	BH	6	U	N3-C2-O2	-9.40	115.62	122.20
34	BA	89	G	C4-N9-C1'	-9.40	114.28	126.50
35	BB	878	G	P-O3'-C3'	9.40	130.98	119.70
34	BA	111	U	C1'-O4'-C4'	-9.40	102.38	109.90
34	BA	297	A	C5'-C4'-O4'	9.40	120.38	109.10
85	AA	799	G	C5-C6-O6	-9.40	122.96	128.60
34	BA	1515	U	O4'-C1'-N1	9.40	115.72	108.20
35	BB	441	G	C4-N9-C1'	-9.40	114.28	126.50
35	BB	1193	G	C5'-C4'-C3'	9.40	131.04	116.00
85	AA	2128	G	C4-N9-C1'	-9.40	114.28	126.50
34	BA	260	A	O4'-C1'-N9	9.40	115.72	108.20
37	BD	95	G	N1-C6-O6	-9.40	114.26	119.90
8	A7	105	PHE	CB-CG-CD2	-9.39	114.22	120.80
38	BE	78	C	O4'-C1'-N1	9.39	115.72	108.20
45	BL	135	TYR	CB-CG-CD1	-9.39	115.36	121.00
85	AA	2196	G	C8-N9-C4	-9.39	102.64	106.40
34	BA	141	G	N9-C4-C5	9.39	109.16	105.40
34	BA	297	A	C2'-C3'-O3'	9.39	130.16	109.50
85	AA	1186	C	O4'-C1'-N1	9.39	115.72	108.20
34	BA	248	G	N1-C6-O6	9.39	125.53	119.90
34	BA	720	A	N1-C6-N6	9.39	124.23	118.60
35	BB	1426	G	N1-C2-N2	-9.39	107.75	116.20
38	BE	158	U	P-O3'-C3'	9.39	130.97	119.70
85	AA	1464	G	C3'-C2'-C1'	-9.39	93.99	101.50
85	AA	1661	U	C5'-C4'-C3'	-9.39	100.97	116.00

Continued on next page...

Continued from previous page...

Mol	Chain	Res	Type	Atoms	Z	Observed(°)	Ideal(°)
12	AD	17	PHE	CB-CG-CD2	-9.38	114.23	120.80
34	BA	1096	C	O4'-C1'-N1	9.38	115.71	108.20
35	BB	1204	C	P-O3'-C3'	9.38	130.96	119.70
40	BG	54	G	N3-C2-N2	-9.38	113.33	119.90
85	AA	365	G	C8-N9-C4	9.39	110.15	106.40
85	AA	1225	C	O4'-C1'-N1	9.38	115.71	108.20
34	BA	192	G	C5'-C4'-C3'	9.38	131.01	116.00
35	BB	1079	G	C4-N9-C1'	-9.38	114.30	126.50
85	AA	46	U	C2-N1-C1'	9.38	128.96	117.70
85	AA	424	A	C1'-O4'-C4'	-9.38	102.39	109.90
85	AA	1793	A	C8-N9-C1'	9.38	144.59	127.70
35	BB	1151	A	N1-C6-N6	-9.38	112.97	118.60
37	BD	29	C	C5'-C4'-C3'	-9.38	100.99	116.00
4	A3	157	ARG	NE-CZ-NH1	9.38	124.99	120.30
36	BC	58	G	C6-N1-C2	-9.38	119.47	125.10
34	BA	1265	G	C4-N9-C1'	9.38	138.69	126.50
35	BB	427	U	C1'-O4'-C4'	-9.38	102.40	109.90
40	BG	54	G	P-O3'-C3'	-9.38	108.45	119.70
85	AA	775	C	O4'-C1'-N1	9.38	115.70	108.20
34	BA	531	C	O4'-C1'-N1	9.38	115.70	108.20
34	BA	537	C	O4'-C1'-N1	9.38	115.70	108.20
34	BA	665	C	N3-C2-O2	-9.38	115.34	121.90
36	BC	50	C	O4'-C1'-N1	9.37	115.70	108.20
38	BE	142	A	N1-C6-N6	-9.38	112.97	118.60
85	AA	592	C	O4'-C1'-N1	9.38	115.70	108.20
85	AA	820	G	C4'-C3'-C2'	-9.37	93.23	102.60
85	AA	1088	C	O4'-C1'-N1	9.37	115.70	108.20
85	AA	2007	G	O4'-C1'-N9	9.37	115.70	108.20
12	AD	14	TYR	CB-CG-CD2	-9.37	115.38	121.00
85	AA	1645	G	C5-C6-O6	-9.37	122.98	128.60
85	AA	671	G	P-O5'-C5'	-9.37	105.91	120.90
85	AA	1806	C	C6-N1-C2	-9.37	116.55	120.30
85	AA	1558	U	C5'-C4'-C3'	9.37	130.99	116.00
85	AA	1763	G	C5-C6-O6	-9.37	122.98	128.60
34	BA	334	G	C5-C6-O6	9.37	134.22	128.60
34	BA	660	C	C6-N1-C1'	9.37	132.04	120.80
35	BB	799	A	C1'-O4'-C4'	9.37	117.39	109.90
35	BB	1201	G	C4'-C3'-O3'	9.37	131.73	113.00
37	BD	100	A	C5'-C4'-C3'	9.37	130.99	116.00
34	BA	1498	A	C5'-C4'-C3'	-9.36	101.02	116.00
85	AA	1676	G	C5'-C4'-C3'	-9.36	101.02	116.00
85	AA	1799	C	O5'-P-OP1	-9.36	97.27	105.70

Continued on next page...

Continued from previous page...

Mol	Chain	Res	Type	Atoms	Z	Observed(°)	Ideal(°)
34	BA	1845	G	P-O3'-C3'	-9.36	108.46	119.70
35	BB	853	U	P-O3'-C3'	9.36	130.94	119.70
36	BC	168	C	P-O3'-C3'	-9.36	108.47	119.70
38	BE	76	U	O4'-C1'-N1	9.36	115.69	108.20
38	BE	183	C	N3-C4-N4	9.36	124.55	118.00
85	AA	1117	G	N1-C6-O6	-9.36	114.28	119.90
85	AA	1636	C	O4'-C1'-N1	9.36	115.69	108.20
85	AA	618	A	O4'-C1'-N9	9.36	115.69	108.20
85	AA	807	A	C5'-C4'-C3'	-9.36	101.03	116.00
85	AA	1228	A	O4'-C1'-N9	9.36	115.69	108.20
85	AA	1647	G	N1-C6-O6	-9.36	114.28	119.90
85	AA	2056	C	C2-N1-C1'	-9.36	108.51	118.80
34	BA	1001	G	C5-C6-O6	-9.36	122.99	128.60
34	BA	1739	G	C5-C6-O6	-9.36	122.99	128.60
41	BH	113	G	C4-N9-C1'	-9.36	114.34	126.50
53	BT	107	ARG	NE-CZ-NH1	9.36	124.98	120.30
36	BC	74	U	C5-C6-N1	-9.35	118.02	122.70
38	BE	6	A	C6-N1-C2	-9.35	112.99	118.60
85	AA	277	G	C5'-C4'-C3'	-9.35	101.04	116.00
85	AA	392	G	C4-N9-C1'	-9.35	114.34	126.50
85	AA	1952	C	O4'-C1'-N1	9.35	115.68	108.20
85	AA	2046	G	C8-N9-C4	-9.35	102.66	106.40
34	BA	1426	A	C8-N9-C4	-9.35	102.06	105.80
34	BA	1847	G	C2-N3-C4	-9.35	107.22	111.90
39	BF	32	G	C5'-C4'-O4'	9.35	120.32	109.10
36	BC	126	G	O4'-C1'-N9	9.35	115.68	108.20
85	AA	253	C	C5'-C4'-C3'	-9.35	101.04	116.00
85	AA	604	C	O4'-C1'-N1	9.35	115.68	108.20
85	AA	1611	A	P-O5'-C5'	-9.35	105.94	120.90
35	BB	1467	A	O4'-C1'-N9	9.35	115.68	108.20
85	AA	326	C	C6-N1-C1'	-9.35	109.58	120.80
34	BA	146	G	C4'-C3'-C2'	-9.34	93.26	102.60
35	BB	522	A	C4'-C3'-C2'	9.34	111.94	102.60
85	AA	970	U	O4'-C1'-N1	9.34	115.67	108.20
34	BA	471	U	N3-C2-O2	9.34	128.74	122.20
34	BA	1579	G	N1-C6-O6	-9.34	114.30	119.90
40	BG	147	U	P-O5'-C5'	9.34	135.84	120.90
85	AA	684	G	C5-C6-N1	9.34	116.17	111.50
34	BA	1745	G	C8-N9-C1'	9.34	139.14	127.00
85	AA	977	U	C2-N3-C4	-9.34	121.40	127.00
34	BA	1052	G	N1-C6-O6	9.34	125.50	119.90
35	BB	544	C	C6-N1-C2	-9.34	116.57	120.30

Continued on next page...

Continued from previous page...

Mol	Chain	Res	Type	Atoms	Z	Observed(°)	Ideal(°)
85	AA	120	C	O4'-C1'-N1	9.34	115.67	108.20
35	BB	1511	U	C5'-C4'-O4'	-9.34	97.90	109.10
85	AA	495	G	C4-N9-C1'	-9.34	114.36	126.50
85	AA	1299	A	O4'-C1'-N9	9.33	115.67	108.20
34	BA	108	A	P-O3'-C3'	9.33	130.90	119.70
34	BA	270	U	C2-N3-C4	-9.33	121.40	127.00
35	BB	881	G	C4-N9-C1'	-9.33	114.37	126.50
35	BB	1245	A	N1-C6-N6	-9.33	113.00	118.60
85	AA	1492	U	C2-N1-C1'	-9.33	106.50	117.70
34	BA	298	G	O4'-C1'-N9	9.33	115.66	108.20
34	BA	1190	A	O4'-C1'-N9	9.33	115.66	108.20
34	BA	1334	G	C5-C6-N1	9.33	116.16	111.50
34	BA	1579	G	O4'-C1'-N9	9.33	115.66	108.20
40	BG	2	U	C5'-C4'-O4'	9.33	120.29	109.10
85	AA	467	U	C2-N1-C1'	9.33	128.89	117.70
35	BB	262	C	O4'-C1'-N1	9.33	115.66	108.20
11	AC	216	ARG	NE-CZ-NH1	9.32	124.96	120.30
34	BA	839	U	O3'-P-O5'	-9.32	86.28	104.00
35	BB	1426	G	N3-C2-N2	9.32	126.43	119.90
37	BD	82	G	O4'-C1'-C2'	9.32	115.99	107.60
85	AA	1300	A	P-O3'-C3'	-9.32	108.51	119.70
85	AA	2018	U	O4'-C1'-N1	9.32	115.66	108.20
85	AA	2085	C	C2-N1-C1'	-9.32	108.54	118.80
34	BA	53	G	C4-C5-C6	-9.32	113.21	118.80
34	BA	701	G	C1'-O4'-C4'	-9.32	102.44	109.90
35	BB	1410	G	C5-C6-O6	-9.32	123.01	128.60
85	AA	240	A	O4'-C1'-N9	9.32	115.66	108.20
34	BA	450	G	C5-C6-O6	-9.32	123.01	128.60
39	BF	55	A	O4'-C1'-N9	9.32	115.66	108.20
85	AA	1717	G	P-O3'-C3'	9.32	130.88	119.70
85	AA	2092	A	P-O5'-C5'	9.32	135.81	120.90
34	BA	1668	C	P-O3'-C3'	-9.32	108.52	119.70
35	BB	432	C	C5'-C4'-C3'	9.32	130.91	116.00
36	BC	75	G	P-O3'-C3'	-9.32	108.52	119.70
35	BB	1083	C	C6-N1-C2	-9.32	116.57	120.30
38	BE	175	U	C6-N1-C2	-9.32	115.41	121.00
56	BW	37	TYR	CB-CG-CD2	-9.32	115.41	121.00
85	AA	1128	G	C4-N9-C1'	-9.32	114.39	126.50
29	AV	24	HIS	CA-CB-CG	9.31	129.43	113.60
34	BA	595	U	P-O3'-C3'	9.31	130.88	119.70
83	Bx	100	ARG	NE-CZ-NH1	9.31	124.96	120.30
85	AA	787	U	C5'-C4'-C3'	-9.31	101.10	116.00

Continued on next page...

Continued from previous page...

Mol	Chain	Res	Type	Atoms	Z	Observed(°)	Ideal(°)
85	AA	1919	G	C5-C6-O6	-9.31	123.01	128.60
34	BA	141	G	C5'-C4'-C3'	-9.31	101.10	116.00
35	BB	1218	G	C4-N9-C1'	9.31	138.60	126.50
85	AA	137	C	C6-N1-C2	-9.31	116.58	120.30
35	BB	545	C	P-O3'-C3'	9.31	130.87	119.70
83	Bx	48	GLY	N-CA-C	9.31	136.37	113.10
85	AA	450	A	C5'-C4'-C3'	-9.31	101.11	116.00
35	BB	1434	G	C5-C6-O6	-9.31	123.02	128.60
85	AA	388	G	C5-C6-O6	-9.31	123.02	128.60
85	AA	1962	U	C4'-C3'-C2'	9.31	111.91	102.60
35	BB	773	G	C5-C6-O6	-9.31	123.02	128.60
38	BE	30	C	C2-N1-C1'	-9.30	108.57	118.80
41	BH	41	A	C1'-O4'-C4'	-9.30	102.46	109.90
38	BE	195	G	N3-C2-N2	9.30	126.41	119.90
85	AA	32	U	C2-N3-C4	-9.30	121.42	127.00
85	AA	1090	A	O3'-P-O5'	-9.30	86.33	104.00
85	AA	1506	U	C2-N3-C4	-9.30	121.42	127.00
85	AA	2062	U	C2-N1-C1'	-9.30	106.54	117.70
40	BG	171	A	N9-C4-C5	9.30	109.52	105.80
41	BH	41	A	C3'-C2'-C1'	-9.30	94.06	101.50
85	AA	760	U	C3'-C2'-C1'	-9.30	94.06	101.50
85	AA	918	U	O4'-C1'-N1	9.30	115.64	108.20
85	AA	2225	G	C4-N9-C1'	-9.30	114.42	126.50
85	AA	159	G	C4-N9-C1'	-9.29	114.42	126.50
34	BA	190	U	O4'-C1'-N1	9.29	115.63	108.20
34	BA	357	A	N1-C6-N6	-9.29	113.02	118.60
34	BA	741	A	C1'-O4'-C4'	-9.29	102.47	109.90
34	BA	564	C	C6-N1-C1'	-9.29	109.65	120.80
35	BB	405	U	C4'-C3'-C2'	-9.29	93.31	102.60
38	BE	128	G	O5'-P-OP2	-9.29	97.34	105.70
38	BE	130	G	C8-N9-C4	-9.29	102.68	106.40
43	BJ	59	ARG	NE-CZ-NH1	9.29	124.95	120.30
85	AA	1594	G	N1-C6-O6	9.29	125.48	119.90
41	BH	58	C	C6-N1-C2	-9.29	116.58	120.30
42	BI	135	MET	N-CA-CB	-9.29	93.88	110.60
34	BA	236	A	C4'-C3'-C2'	9.29	111.89	102.60
35	BB	132	G	C5-C6-O6	-9.29	123.03	128.60
34	BA	480	G	C5-C6-O6	-9.29	123.03	128.60
34	BA	1210	A	P-O3'-C3'	-9.29	108.55	119.70
36	BC	121	G	C5-C6-O6	-9.29	123.03	128.60
85	AA	265	A	O4'-C1'-N9	9.29	115.63	108.20
34	BA	483	A	C1'-O4'-C4'	9.28	117.33	109.90

Continued on next page...

Continued from previous page...

Mol	Chain	Res	Type	Atoms	Z	Observed(°)	Ideal(°)
34	BA	538	G	N1-C2-N2	-9.29	107.84	116.20
34	BA	642	U	O4'-C1'-N1	9.28	115.63	108.20
34	BA	666	C	C5'-C4'-C3'	-9.29	101.14	116.00
34	BA	349	G	C5-C6-O6	9.28	134.17	128.60
35	BB	43	G	P-O3'-C3'	-9.28	108.56	119.70
36	BC	137	C	O4'-C1'-N1	9.28	115.63	108.20
35	BB	605	C	C4'-C3'-C2'	9.28	111.88	102.60
22	AO	62	ARG	NE-CZ-NH1	9.28	124.94	120.30
34	BA	1206	C	O4'-C1'-N1	9.28	115.62	108.20
34	BA	1672	C	O4'-C1'-N1	9.28	115.62	108.20
85	AA	1240	A	C4'-C3'-C2'	9.28	111.88	102.60
13	AE	76	PHE	CB-CG-CD2	-9.28	114.31	120.80
34	BA	744	G	C3'-C2'-C1'	-9.28	94.08	101.50
34	BA	954	U	C2-N1-C1'	-9.28	106.57	117.70
85	AA	473	C	C6-N1-C2	-9.28	116.59	120.30
35	BB	439	G	C6-N1-C2	-9.28	119.53	125.10
53	BT	185	ARG	NE-CZ-NH1	9.27	124.94	120.30
34	BA	610	A	O4'-C1'-N9	9.27	115.62	108.20
34	BA	1789	A	C5'-C4'-C3'	-9.27	101.17	116.00
86	AB	21	A	O4'-C1'-N9	9.27	115.62	108.20
35	BB	82	G	C8-N9-C1'	9.27	139.05	127.00
35	BB	769	C	C5'-C4'-C3'	-9.27	101.17	116.00
35	BB	837	A	C8-N9-C4	-9.27	102.09	105.80
35	BB	1225	A	P-O3'-C3'	9.27	130.82	119.70
38	BE	117	A	O4'-C4'-C3'	9.27	113.52	106.10
49	BP	23	ARG	NE-CZ-NH2	-9.27	115.67	120.30
39	BF	39	C	C4'-C3'-C2'	9.27	111.87	102.60
35	BB	112	G	C6-N1-C2	-9.27	119.54	125.10
85	AA	353	G	C5-C6-O6	-9.27	123.04	128.60
85	AA	1086	U	C2-N1-C1'	-9.27	106.58	117.70
34	BA	112	C	C6-N1-C1'	-9.26	109.69	120.80
34	BA	516	U	P-O5'-C5'	9.26	135.72	120.90
34	BA	840	U	C1'-O4'-C4'	-9.26	102.49	109.90
34	BA	1711	G	C5-C6-O6	-9.26	123.04	128.60
35	BB	1331	U	O4'-C1'-N1	9.26	115.61	108.20
85	AA	866	U	O4'-C1'-N1	9.26	115.61	108.20
34	BA	229	C	P-O3'-C3'	9.26	130.81	119.70
34	BA	577	U	P-O3'-C3'	9.26	130.81	119.70
34	BA	1324	G	C5-C6-O6	-9.26	123.05	128.60
85	AA	452	A	O4'-C1'-N9	9.26	115.61	108.20
34	BA	237	A	C1'-O4'-C4'	-9.26	102.49	109.90
34	BA	889	U	N3-C2-O2	-9.26	115.72	122.20

Continued on next page...

Continued from previous page...

Mol	Chain	Res	Type	Atoms	Z	Observed(°)	Ideal(°)
34	BA	755	G	N1-C6-O6	9.26	125.45	119.90
85	AA	84	C	P-O5'-C5'	9.26	135.71	120.90
85	AA	227	A	O4'-C1'-N9	9.26	115.60	108.20
22	AO	139	ARG	NE-CZ-NH1	9.25	124.93	120.30
34	BA	1516	G	C5'-C4'-C3'	-9.25	101.20	116.00
37	BD	118	C	P-O5'-C5'	9.25	135.70	120.90
85	AA	763	U	C1'-O4'-C4'	-9.25	102.50	109.90
34	BA	159	U	C5'-C4'-C3'	9.25	130.80	116.00
34	BA	329	G	C8-N9-C1'	9.25	139.03	127.00
40	BG	72	G	N1-C6-O6	-9.25	114.35	119.90
39	BF	45	G	P-O3'-C3'	-9.25	108.60	119.70
77	Br	313	TYR	CB-CG-CD2	-9.25	115.45	121.00
85	AA	126	U	O4'-C1'-N1	9.25	115.60	108.20
34	BA	12	G	P-O5'-C5'	9.25	135.70	120.90
34	BA	110	C	O4'-C1'-N1	9.25	115.60	108.20
34	BA	115	U	C1'-O4'-C4'	-9.25	102.50	109.90
34	BA	124	G	P-O3'-C3'	-9.25	108.60	119.70
34	BA	585	G	P-O3'-C3'	-9.25	108.60	119.70
34	BA	1475	G	C5'-C4'-C3'	9.25	130.80	116.00
34	BA	1707	C	C6-N1-C1'	9.25	131.90	120.80
35	BB	1000	U	O4'-C1'-N1	9.25	115.60	108.20
85	AA	382	G	C4-N9-C1'	-9.25	114.48	126.50
85	AA	476	C	C1'-O4'-C4'	-9.25	102.50	109.90
35	BB	789	G	P-O5'-C5'	-9.24	106.11	120.90
85	AA	608	A	O4'-C1'-N9	9.24	115.60	108.20
34	BA	1019	C	P-O3'-C3'	-9.24	108.61	119.70
37	BD	66	G	N3-C2-N2	9.24	126.37	119.90
38	BE	32	U	P-O5'-C5'	-9.24	106.11	120.90
85	AA	768	C	C6-N1-C1'	9.24	131.89	120.80
35	BB	1368	A	C8-N9-C4	9.24	109.50	105.80
36	BC	156	A	N1-C6-N6	9.24	124.14	118.60
85	AA	166	C	C6-N1-C2	-9.24	116.60	120.30
34	BA	540	G	C4-N9-C1'	-9.24	114.49	126.50
34	BA	1014	A	N1-C6-N6	-9.24	113.06	118.60
85	AA	1527	G	P-O3'-C3'	-9.24	108.61	119.70
35	BB	968	C	O4'-C1'-N1	9.24	115.59	108.20
85	AA	610	C	O4'-C1'-N1	9.24	115.59	108.20
85	AA	99	U	O3'-P-O5'	-9.23	86.45	104.00
85	AA	332	A	P-O3'-C3'	9.23	130.78	119.70
34	BA	175	G	O4'-C1'-N9	9.23	115.59	108.20
85	AA	486	G	C5-C6-O6	-9.23	123.06	128.60
85	AA	650	G	C4-N9-C1'	-9.23	114.49	126.50

Continued on next page...

Continued from previous page...

Mol	Chain	Res	Type	Atoms	Z	Observed(°)	Ideal(°)
13	AE	98	ARG	NE-CZ-NH2	-9.23	115.68	120.30
41	BH	121	A	C2-N3-C4	-9.23	105.98	110.60
85	AA	466	A	C5-C6-N1	-9.23	113.08	117.70
85	AA	923	A	O4'-C1'-N9	9.23	115.58	108.20
85	AA	78	A	C5'-C4'-C3'	-9.23	101.24	116.00
85	AA	400	G	C5-C6-O6	-9.23	123.06	128.60
85	AA	1469	G	C2-N3-C4	9.23	116.51	111.90
85	AA	2066	C	O4'-C1'-N1	9.23	115.58	108.20
34	BA	1419	A	C5-C6-N6	-9.23	116.32	123.70
35	BB	38	C	C6-N1-C2	-9.23	116.61	120.30
35	BB	1113	C	C3'-C2'-C1'	-9.23	94.12	101.50
85	AA	1549	G	C5-C6-O6	-9.23	123.06	128.60
35	BB	854	G	C8-N9-C1'	9.22	138.99	127.00
38	BE	68	U	C5'-C4'-C3'	9.22	130.76	116.00
13	AE	113	TYR	CA-CB-CG	-9.22	95.88	113.40
35	BB	672	C	O4'-C1'-N1	9.22	115.58	108.20
71	Bl	141	ARG	NE-CZ-NH2	-9.22	115.69	120.30
85	AA	16	G	C8-N9-C4	9.22	110.09	106.40
85	AA	1923	A	O4'-C1'-N9	9.22	115.58	108.20
34	BA	116	G	P-O5'-C5'	-9.22	106.15	120.90
34	BA	517	A	C1'-O4'-C4'	-9.22	102.52	109.90
34	BA	547	C	O4'-C1'-N1	9.22	115.58	108.20
34	BA	1526	C	C3'-C2'-C1'	-9.22	94.12	101.50
35	BB	1079	G	P-O3'-C3'	-9.22	108.63	119.70
85	AA	2181	G	C4-N9-C1'	-9.22	114.51	126.50
34	BA	650	C	O4'-C1'-N1	9.22	115.58	108.20
36	BC	130	U	O4'-C1'-N1	9.22	115.58	108.20
38	BE	117	A	C4-C5-C6	-9.22	112.39	117.00
39	BF	65	U	C2-N1-C1'	-9.22	106.64	117.70
80	Bu	30	TYR	CB-CG-CD2	-9.22	115.47	121.00
85	AA	624	A	P-O3'-C3'	9.22	130.76	119.70
85	AA	1106	A	C3'-C2'-C1'	-9.22	94.12	101.50
34	BA	464	U	O4'-C1'-N1	9.21	115.57	108.20
85	AA	1469	G	C5-C6-O6	-9.22	123.07	128.60
34	BA	1539	A	O5'-P-OP1	-9.21	97.41	105.70
35	BB	59	U	C5'-C4'-C3'	-9.21	101.26	116.00
85	AA	87	C	C6-N1-C2	-9.21	116.61	120.30
34	BA	82	A	P-O3'-C3'	-9.21	108.65	119.70
34	BA	1787	U	C5'-C4'-C3'	9.21	130.74	116.00
41	BH	4	U	P-O3'-C3'	-9.21	108.65	119.70
85	AA	2047	U	C2-N3-C4	-9.21	121.47	127.00
34	BA	1648	G	P-O5'-C5'	-9.21	106.16	120.90

Continued on next page...

Continued from previous page...

Mol	Chain	Res	Type	Atoms	Z	Observed(°)	Ideal(°)
35	BB	715	G	O4'-C1'-N9	9.21	115.57	108.20
38	BE	139	U	C2-N1-C1'	-9.21	106.65	117.70
85	AA	293	A	P-O3'-C3'	9.21	130.75	119.70
85	AA	1912	U	P-O3'-C3'	9.21	130.75	119.70
85	AA	2064	A	N1-C6-N6	-9.21	113.07	118.60
85	AA	2127	G	C8-N9-C4	9.21	110.08	106.40
34	BA	692	U	O3'-P-O5'	9.21	121.50	104.00
34	BA	612	U	C5-C4-O4	-9.21	120.38	125.90
35	BB	1459	U	P-O5'-C5'	-9.21	106.17	120.90
85	AA	489	C	P-O3'-C3'	-9.21	108.65	119.70
85	AA	761	G	O4'-C1'-N9	9.21	115.57	108.20
85	AA	1159	C	O4'-C1'-N1	9.21	115.57	108.20
85	AA	1797	U	N1-C2-N3	9.21	120.42	114.90
34	BA	103	G	P-O3'-C3'	-9.21	108.65	119.70
34	BA	1317	U	P-O3'-C3'	-9.21	108.65	119.70
34	BA	1614	G	N9-C4-C5	-9.20	101.72	105.40
34	BA	1631	U	C2-N3-C4	-9.20	121.48	127.00
36	BC	94	C	C3'-C2'-C1'	-9.20	94.14	101.50
37	BD	95	G	N1-C2-N2	-9.21	107.92	116.20
47	BN	105	ARG	NE-CZ-NH1	9.20	124.90	120.30
85	AA	47	A	O4'-C1'-N9	9.21	115.56	108.20
85	AA	710	A	O4'-C1'-N9	9.21	115.56	108.20
85	AA	578	U	P-O5'-C5'	-9.20	106.17	120.90
34	BA	399	G	C5-N7-C8	-9.20	99.70	104.30
35	BB	466	A	N1-C6-N6	-9.20	113.08	118.60
35	BB	633	C	N3-C2-O2	-9.20	115.46	121.90
35	BB	1194	A	P-O3'-C3'	-9.20	108.66	119.70
37	BD	104	C	C3'-C2'-C1'	-9.20	94.14	101.50
35	BB	993	A	N9-C4-C5	-9.20	102.12	105.80
35	BB	1474	A	C4'-C3'-C2'	-9.20	93.40	102.60
36	BC	85	U	P-O3'-C3'	-9.20	108.66	119.70
37	BD	95	G	N3-C2-N2	9.20	126.34	119.90
85	AA	1008	C	O4'-C1'-N1	9.20	115.56	108.20
37	BD	78	C	C5-C4-N4	9.20	126.64	120.20
34	BA	7	U	N3-C2-O2	-9.20	115.76	122.20
34	BA	189	G	C5'-C4'-O4'	9.20	120.14	109.10
34	BA	994	G	N1-C6-O6	9.20	125.42	119.90
35	BB	969	C	O4'-C1'-N1	9.20	115.56	108.20
85	AA	696	G	N1-C6-O6	9.20	125.42	119.90
36	BC	32	U	P-O5'-C5'	9.20	135.61	120.90
85	AA	309	G	C5-C6-O6	-9.20	123.08	128.60
85	AA	2075	C	C5'-C4'-C3'	-9.19	101.29	116.00

Continued on next page...

Continued from previous page...

Mol	Chain	Res	Type	Atoms	Z	Observed(°)	Ideal(°)
34	BA	164	C	C1'-O4'-C4'	-9.19	102.55	109.90
34	BA	642	U	C5-C4-O4	9.19	131.41	125.90
41	BH	88	C	O4'-C1'-N1	9.19	115.55	108.20
34	BA	557	U	C5'-C4'-O4'	9.19	120.13	109.10
34	BA	1524	G	C4-C5-C6	-9.19	113.29	118.80
34	BA	1568	A	P-O3'-C3'	9.19	130.73	119.70
38	BE	25	U	C6-N1-C1'	9.19	134.07	121.20
60	Ba	119	TYR	CB-CG-CD2	-9.19	115.49	121.00
34	BA	1225	A	P-O3'-C3'	-9.19	108.68	119.70
34	BA	1502	G	N9-C1'-C2'	-9.19	101.89	112.00
85	AA	368	C	C3'-C2'-C1'	-9.19	94.15	101.50
35	BB	1287	U	C5'-C4'-C3'	-9.18	101.31	116.00
85	AA	777	U	O4'-C1'-N1	9.18	115.55	108.20
34	BA	641	U	C5-C4-O4	9.18	131.41	125.90
15	AG	73	ARG	NE-CZ-NH1	9.18	124.89	120.30
38	BE	149	A	C5-N7-C8	-9.18	99.31	103.90
40	BG	128	U	C3'-C2'-C1'	-9.18	94.16	101.50
41	BH	45	G	C8-N9-C4	9.18	110.07	106.40
85	AA	869	A	C5'-C4'-C3'	-9.18	101.31	116.00
85	AA	923	A	C1'-O4'-C4'	-9.18	102.56	109.90
34	BA	241	U	P-O3'-C3'	-9.18	108.69	119.70
85	AA	2210	C	O4'-C1'-N1	9.18	115.54	108.20
34	BA	872	U	O4'-C1'-N1	9.18	115.54	108.20
34	BA	115	U	O4'-C1'-C2'	-9.17	96.63	105.80
41	BH	119	U	C6-N1-C1'	9.17	134.04	121.20
85	AA	639	C	C2-N1-C1'	9.17	128.89	118.80
85	AA	1190	G	C4-N9-C1'	-9.17	114.58	126.50
85	AA	1820	G	C5-C6-O6	-9.17	123.10	128.60
34	BA	3	G	C3'-C2'-C1'	-9.17	94.17	101.50
40	BG	171	A	O5'-C5'-C4'	-9.17	94.28	111.70
35	BB	4	C	C4'-C3'-C2'	-9.17	93.43	102.60
34	BA	11	U	O4'-C1'-N1	9.17	115.53	108.20
34	BA	1138	C	C2-N1-C1'	-9.17	108.72	118.80
35	BB	983	C	C1'-O4'-C4'	-9.17	102.57	109.90
35	BB	1326	U	P-O5'-C5'	9.17	135.56	120.90
35	BB	1503	U	O4'-C1'-N1	9.17	115.53	108.20
85	AA	1960	C	C2-N1-C1'	9.17	128.88	118.80
35	BB	1303	A	C5'-C4'-C3'	-9.16	101.34	116.00
35	BB	1361	A	C5'-C4'-C3'	-9.16	101.34	116.00
85	AA	987	C	C6-N1-C2	-9.16	116.63	120.30
86	AB	71	G	C5-C6-O6	-9.16	123.10	128.60
35	BB	1475	U	P-O5'-C5'	-9.16	106.25	120.90

Continued on next page...

Continued from previous page...

Mol	Chain	Res	Type	Atoms	Z	Observed(°)	Ideal(°)
34	BA	1535	G	C5'-C4'-C3'	-9.16	101.35	116.00
35	BB	90	G	C4-N9-C1'	-9.16	114.60	126.50
38	BE	11	A	P-O5'-C5'	-9.16	106.25	120.90
41	BH	66	G	C8-N9-C1'	9.16	138.90	127.00
85	AA	282	C	C5'-C4'-C3'	-9.16	101.35	116.00
85	AA	1128	G	C8-N9-C1'	9.16	138.90	127.00
34	BA	228	A	O4'-C1'-N9	9.15	115.52	108.20
34	BA	588	C	C5'-C4'-C3'	-9.15	101.35	116.00
35	BB	80	C	C6-N1-C2	-9.15	116.64	120.30
35	BB	706	G	C6-N1-C2	-9.15	119.61	125.10
35	BB	1203	C	C5'-C4'-O4'	9.15	120.08	109.10
35	BB	1511	U	C4'-C3'-C2'	-9.15	93.44	102.60
37	BD	80	G	C4-N9-C1'	-9.15	114.60	126.50
85	AA	519	A	P-O3'-C3'	9.15	130.69	119.70
85	AA	1829	C	C6-N1-C2	-9.15	116.64	120.30
85	AA	2051	G	O4'-C1'-N9	9.15	115.52	108.20
85	AA	2056	C	O4'-C1'-N1	9.15	115.52	108.20
34	BA	590	U	P-O3'-C3'	-9.15	108.72	119.70
34	BA	1447	C	O4'-C1'-N1	9.15	115.52	108.20
35	BB	87	G	N1-C6-O6	9.15	125.39	119.90
85	AA	361	U	O4'-C1'-N1	9.15	115.52	108.20
35	BB	789	G	O4'-C1'-N9	9.15	115.52	108.20
69	Bj	9	ARG	NE-CZ-NH1	9.15	124.88	120.30
34	BA	838	U	O4'-C1'-N1	9.15	115.52	108.20
34	BA	1609	U	N3-C2-O2	-9.15	115.80	122.20
85	AA	424	A	O4'-C1'-N9	9.15	115.52	108.20
85	AA	1958	C	C6-N1-C2	-9.15	116.64	120.30
35	BB	831	C	N1-C1'-C2'	-9.14	101.94	112.00
34	BA	678	C	O4'-C1'-N1	9.14	115.51	108.20
38	BE	26	G	N1-C6-O6	9.14	125.39	119.90
41	BH	130	G	N1-C6-O6	-9.14	114.41	119.90
85	AA	573	U	O4'-C1'-N1	9.14	115.52	108.20
85	AA	1904	C	C2-N3-C4	9.14	124.47	119.90
18	AJ	97	ARG	NE-CZ-NH1	9.14	124.87	120.30
35	BB	620	G	C4-N9-C1'	-9.14	114.62	126.50
85	AA	2199	G	O4'-C1'-N9	9.14	115.51	108.20
85	AA	201	U	P-O3'-C3'	-9.14	108.73	119.70
34	BA	555	C	O4'-C1'-N1	9.14	115.51	108.20
34	BA	1329	U	C3'-C2'-C1'	-9.14	94.19	101.50
35	BB	1356	G	N1-C2-N2	-9.14	107.98	116.20
34	BA	1168	C	P-O3'-C3'	9.13	130.66	119.70
34	BA	1540	C	C2-N1-C1'	9.14	128.85	118.80

Continued on next page...

Continued from previous page...

Mol	Chain	Res	Type	Atoms	Z	Observed(°)	Ideal(°)
35	BB	1515	C	C2-N1-C1'	-9.13	108.75	118.80
38	BE	130	G	C3'-C2'-C1'	-9.13	94.19	101.50
85	AA	117	C	C1'-O4'-C4'	-9.13	102.59	109.90
85	AA	363	A	C3'-C2'-C1'	-9.13	94.19	101.50
34	BA	1225	A	O4'-C1'-N9	9.13	115.51	108.20
35	BB	607	G	C4-N9-C1'	-9.13	114.63	126.50
41	BH	123	G	N1-C6-O6	9.13	125.38	119.90
85	AA	386	G	P-O3'-C3'	-9.13	108.74	119.70
34	BA	778	U	P-O5'-C5'	-9.13	106.29	120.90
35	BB	1035	C	C5'-C4'-C3'	-9.13	101.39	116.00
77	Br	158	ARG	NE-CZ-NH1	9.13	124.87	120.30
85	AA	303	A	O4'-C1'-N9	9.13	115.50	108.20
85	AA	501	A	C8-N9-C4	-9.13	102.15	105.80
85	AA	1755	U	C5'-C4'-C3'	9.13	130.61	116.00
40	BG	169	A	O4'-C1'-C2'	-9.13	96.67	105.80
13	AE	97	ARG	NE-CZ-NH1	9.13	124.86	120.30
35	BB	726	A	C5'-C4'-C3'	-9.13	101.40	116.00
39	BF	4	A	P-O3'-C3'	-9.13	108.75	119.70
48	BO	100	ARG	NE-CZ-NH1	9.13	124.86	120.30
34	BA	766	A	O4'-C1'-N9	9.12	115.50	108.20
34	BA	1485	U	N3-C4-O4	-9.12	113.01	119.40
35	BB	579	A	N1-C6-N6	9.12	124.08	118.60
85	AA	374	C	O5'-C5'-C4'	-9.12	94.36	111.70
85	AA	975	G	P-O5'-C5'	-9.12	106.30	120.90
34	BA	1597	G	C6-N1-C2	-9.12	119.63	125.10
34	BA	660	C	C6-N1-C2	-9.12	116.65	120.30
34	BA	851	C	N3-C2-O2	-9.12	115.52	121.90
35	BB	145	G	C4-N9-C1'	-9.12	114.64	126.50
37	BD	98	G	C5'-C4'-C3'	-9.12	101.41	116.00
35	BB	1484	A	O4'-C1'-N9	9.12	115.50	108.20
34	BA	89	G	C6-N1-C2	-9.12	119.63	125.10
34	BA	437	G	C4-N9-C1'	9.12	138.35	126.50
37	BD	71	G	C1'-O4'-C4'	-9.12	102.61	109.90
34	BA	1189	A	P-O5'-C5'	9.11	135.48	120.90
85	AA	1826	U	C5'-C4'-C3'	-9.11	101.42	116.00
34	BA	1277	G	C4-N9-C1'	-9.11	114.65	126.50
34	BA	403	A	O4'-C1'-N9	9.11	115.49	108.20
34	BA	525	A	O5'-P-OP2	-9.11	97.50	105.70
34	BA	1240	G	C4'-C3'-C2'	9.11	111.71	102.60
34	BA	1299	G	C6-N1-C2	-9.11	119.63	125.10
35	BB	1126	A	O4'-C1'-N9	9.11	115.49	108.20
37	BD	49	A	C5-C6-N6	9.11	130.99	123.70

Continued on next page...

Continued from previous page...

Mol	Chain	Res	Type	Atoms	Z	Observed(°)	Ideal(°)
85	AA	815	G	N3-C4-C5	-9.11	124.04	128.60
85	AA	938	A	N1-C6-N6	9.11	124.07	118.60
34	BA	227	C	C5'-C4'-C3'	-9.11	101.43	116.00
35	BB	12	G	C4'-C3'-C2'	9.11	111.71	102.60
85	AA	70	U	C5'-C4'-C3'	-9.11	101.42	116.00
85	AA	2186	U	C5'-C4'-C3'	-9.11	101.42	116.00
85	AA	859	G	C3'-C2'-C1'	-9.11	94.21	101.50
34	BA	878	G	C4'-C3'-C2'	9.11	111.70	102.60
34	BA	1088	G	C8-N9-C4	9.11	110.04	106.40
35	BB	3	C	N3-C4-N4	9.11	124.37	118.00
41	BH	101	A	O4'-C1'-N9	9.11	115.48	108.20
69	Bj	9	ARG	NE-CZ-NH2	-9.11	115.75	120.30
40	BG	167	C	P-O3'-C3'	-9.10	108.78	119.70
34	BA	781	U	P-O3'-C3'	-9.10	108.78	119.70
34	BA	1300	G	C5-C6-O6	-9.10	123.14	128.60
35	BB	483	C	O4'-C1'-N1	9.10	115.48	108.20
35	BB	622	G	C5'-C4'-C3'	9.10	130.57	116.00
38	BE	90	G	C8-N9-C1'	9.10	138.83	127.00
40	BG	34	A	C8-N9-C4	9.10	109.44	105.80
85	AA	466	A	C6-N1-C2	9.10	124.06	118.60
35	BB	709	G	O4'-C1'-C2'	9.10	115.79	107.60
35	BB	1441	C	C3'-C2'-C1'	-9.10	94.22	101.50
85	AA	115	U	P-O3'-C3'	9.10	130.62	119.70
38	BE	157	C	O4'-C1'-N1	9.10	115.48	108.20
85	AA	788	G	O3'-P-O5'	-9.10	86.71	104.00
85	AA	1885	A	O4'-C1'-N9	9.10	115.48	108.20
34	BA	226	A	P-O3'-C3'	9.10	130.61	119.70
34	BA	1247	G	C5'-C4'-C3'	-9.10	101.45	116.00
35	BB	750	G	N1-C6-O6	9.10	125.36	119.90
38	BE	25	U	C5-C4-O4	-9.10	120.44	125.90
34	BA	316	G	P-O3'-C3'	9.09	130.61	119.70
34	BA	644	C	O4'-C1'-N1	9.09	115.47	108.20
34	BA	813	C	C6-N1-C2	-9.09	116.66	120.30
35	BB	1222	A	P-O3'-C3'	-9.09	108.79	119.70
69	Bj	114	VAL	O-C-N	-9.09	108.15	122.70
85	AA	1487	G	C4-N9-C1'	-9.09	114.68	126.50
34	BA	966	G	P-O3'-C3'	9.09	130.61	119.70
85	AA	330	C	C6-N1-C1'	-9.09	109.89	120.80
85	AA	1894	G	C5-C6-N1	9.09	116.05	111.50
85	AA	189	G	C8-N9-C1'	9.09	138.81	127.00
85	AA	374	C	C1'-O4'-C4'	-9.09	102.63	109.90
85	AA	1292	A	P-O5'-C5'	-9.09	106.36	120.90

Continued on next page...

Continued from previous page...

Mol	Chain	Res	Type	Atoms	Z	Observed(°)	Ideal(°)
35	BB	641	C	O4'-C1'-N1	9.08	115.47	108.20
85	AA	699	U	C3'-C2'-C1'	-9.08	94.23	101.50
69	Bj	77	ARG	NE-CZ-NH1	9.08	124.84	120.30
85	AA	1786	G	N1-C6-O6	9.08	125.35	119.90
34	BA	1202	G	C4'-C3'-C2'	-9.08	93.52	102.60
40	BG	176	G	C6-N1-C2	-9.08	119.65	125.10
34	BA	230	A	C5'-C4'-O4'	-9.08	98.21	109.10
85	AA	774	C	C6-N1-C2	-9.08	116.67	120.30
34	BA	1616	A	O5'-P-OP2	-9.08	97.53	105.70
34	BA	1724	G	C3'-C2'-C1'	-9.08	94.24	101.50
85	AA	99	U	C5-C4-O4	-9.08	120.45	125.90
85	AA	541	A	C1'-O4'-C4'	-9.08	102.64	109.90
85	AA	1575	G	C4-N9-C1'	-9.07	114.70	126.50
85	AA	901	C	C2-N1-C1'	9.07	128.78	118.80
35	BB	1176	G	C1'-O4'-C4'	-9.07	102.64	109.90
34	BA	91	C	P-O5'-C5'	9.07	135.41	120.90
85	AA	2215	C	C5'-C4'-O4'	-9.07	98.22	109.10
85	AA	378	A	C4-C5-C6	-9.07	112.47	117.00
34	BA	10	G	C8-N9-C1'	9.07	138.79	127.00
38	BE	117	A	C5'-C4'-C3'	-9.07	101.49	116.00
40	BG	81	G	C8-N9-C1'	9.07	138.79	127.00
34	BA	469	C	C5'-C4'-C3'	-9.07	101.49	116.00
85	AA	143	U	C2-N3-C4	-9.06	121.56	127.00
35	BB	83	G	O4'-C1'-N9	9.06	115.45	108.20
35	BB	1232	A	C3'-C2'-C1'	-9.06	94.25	101.50
85	AA	930	G	P-O3'-C3'	9.06	130.58	119.70
34	BA	90	G	O5'-P-OP1	-9.06	97.55	105.70
34	BA	114	U	O4'-C1'-N1	9.06	115.45	108.20
34	BA	1539	A	N9-C1'-C2'	-9.06	102.03	112.00
37	BD	36	C	O4'-C1'-N1	9.06	115.45	108.20
41	BH	12	U	P-O3'-C3'	-9.06	108.83	119.70
85	AA	252	G	C5'-C4'-C3'	9.06	130.50	116.00
85	AA	1035	C	C5'-C4'-C3'	-9.06	101.50	116.00
85	AA	1289	U	C2-N1-C1'	-9.06	106.83	117.70
85	AA	1660	U	C4'-C3'-C2'	9.06	111.66	102.60
86	AB	7	A	P-O5'-C5'	9.06	135.40	120.90
34	BA	515	U	C4'-C3'-C2'	9.06	111.66	102.60
34	BA	869	C	OP1-P-OP2	9.06	133.19	119.60
85	AA	434	U	P-O3'-C3'	9.06	130.57	119.70
34	BA	658	C	P-O3'-C3'	9.06	130.57	119.70
34	BA	971	G	C6-N1-C2	-9.05	119.67	125.10
35	BB	91	G	N1-C6-O6	9.06	125.33	119.90

Continued on next page...

Continued from previous page...

Mol	Chain	Res	Type	Atoms	Z	Observed(°)	Ideal(°)
34	BA	1419	A	N1-C6-N6	9.05	124.03	118.60
34	BA	1518	A	C2-N3-C4	-9.05	106.07	110.60
36	BC	89	U	O4'-C1'-N1	9.05	115.44	108.20
37	BD	25	G	N9-C1'-C2'	-9.05	102.04	112.00
38	BE	203	C	N3-C4-N4	9.05	124.34	118.00
85	AA	930	G	N1-C6-O6	9.05	125.33	119.90
85	AA	1278	C	P-O5'-C5'	-9.05	106.41	120.90
85	AA	1877	G	C8-N9-C4	-9.05	102.78	106.40
34	BA	371	U	P-O3'-C3'	-9.05	108.84	119.70
40	BG	48	U	O4'-C1'-N1	9.05	115.44	108.20
40	BG	59	G	N1-C6-O6	9.05	125.33	119.90
34	BA	163	G	O4'-C1'-N9	9.05	115.44	108.20
34	BA	1658	G	O5'-P-OP2	-9.05	97.56	105.70
37	BD	10	C	P-O3'-C3'	9.05	130.56	119.70
85	AA	1096	G	C8-N9-C4	-9.05	102.78	106.40
34	BA	1616	A	P-O5'-C5'	-9.05	106.43	120.90
38	BE	32	U	C2'-C3'-O3'	9.04	129.40	109.50
40	BG	111	C	C6-N1-C2	-9.04	116.68	120.30
82	Bw	151	TYR	CB-CG-CD2	-9.05	115.57	121.00
85	AA	1236	G	O4'-C1'-N9	9.05	115.44	108.20
85	AA	2167	A	O4'-C1'-N9	9.04	115.44	108.20
34	BA	155	U	O4'-C4'-C3'	-9.04	94.96	104.00
34	BA	1170	A	N1-C6-N6	-9.04	113.17	118.60
34	BA	1192	A	C5'-C4'-C3'	-9.04	101.53	116.00
34	BA	1194	G	O4'-C1'-N9	9.04	115.43	108.20
34	BA	1724	G	C4-C5-C6	-9.04	113.38	118.80
37	BD	97	U	C2-N3-C4	-9.04	121.58	127.00
38	BE	117	A	O5'-C5'-C4'	-9.04	94.52	111.70
85	AA	201	U	P-O5'-C5'	9.04	135.37	120.90
85	AA	986	U	C2-N1-C1'	-9.04	106.85	117.70
34	BA	1365	U	P-O3'-C3'	9.04	130.55	119.70
34	BA	1322	A	C3'-C2'-C1'	-9.04	94.27	101.50
34	BA	1781	A	P-O3'-C3'	-9.04	108.85	119.70
36	BC	134	G	O4'-C1'-N9	9.04	115.43	108.20
85	AA	131	C	O4'-C1'-N1	9.04	115.43	108.20
35	BB	82	G	C4-N9-C1'	-9.04	114.75	126.50
37	BD	36	C	C3'-C2'-C1'	-9.04	94.27	101.50
85	AA	109	G	N1-C6-O6	-9.04	114.48	119.90
85	AA	1873	U	C2-N3-C4	-9.04	121.58	127.00
85	AA	233	C	O4'-C1'-N1	9.04	115.43	108.20
85	AA	905	C	O4'-C1'-N1	9.04	115.43	108.20
35	BB	1375	G	C5-C6-O6	9.04	134.02	128.60

Continued on next page...

Continued from previous page...

Mol	Chain	Res	Type	Atoms	Z	Observed(°)	Ideal(°)
40	BG	95	U	C2-N1-C1'	-9.03	106.86	117.70
41	BH	53	C	O4'-C1'-N1	9.04	115.43	108.20
85	AA	1106	A	O3'-P-O5'	-9.04	86.83	104.00
50	BQ	164	ARG	NE-CZ-NH1	9.03	124.82	120.30
85	AA	1373	U	C2-N3-C4	-9.04	121.58	127.00
85	AA	1520	A	N1-C6-N6	9.04	124.02	118.60
34	BA	739	A	C8-N9-C4	-9.03	102.19	105.80
34	BA	875	G	P-O3'-C3'	9.03	130.54	119.70
35	BB	1491	G	C4-N9-C1'	-9.03	114.76	126.50
36	BC	18	G	C2-N3-C4	-9.03	107.38	111.90
39	BF	32	G	C4'-C3'-C2'	9.03	111.63	102.60
41	BH	29	G	N9-C1'-C2'	-9.03	102.06	112.00
41	BH	127	A	N1-C6-N6	-9.03	113.18	118.60
85	AA	240	A	P-O3'-C3'	-9.03	108.86	119.70
34	BA	437	G	C8-N9-C1'	-9.03	115.26	127.00
35	BB	382	U	C6-N1-C2	-9.03	115.58	121.00
85	AA	473	C	C1'-O4'-C4'	-9.03	102.68	109.90
34	BA	943	G	C8-N9-C1'	9.03	138.74	127.00
34	BA	1705	C	O3'-P-O5'	9.03	121.15	104.00
35	BB	1132	A	N1-C6-N6	-9.03	113.18	118.60
35	BB	1334	C	C4'-C3'-C2'	9.03	111.63	102.60
35	BB	1546	C	C6-N1-C2	-9.03	116.69	120.30
41	BH	77	G	N1-C6-O6	9.03	125.32	119.90
85	AA	245	A	P-O3'-C3'	9.03	130.53	119.70
85	AA	2089	G	C5'-C4'-C3'	9.03	130.44	116.00
85	AA	1799	C	N3-C4-N4	9.03	124.32	118.00
34	BA	27	G	C5'-C4'-C3'	-9.02	101.56	116.00
34	BA	678	C	C4'-C3'-C2'	-9.02	93.58	102.60
38	BE	69	C	C6-N1-C2	-9.02	116.69	120.30
85	AA	2095	U	C5'-C4'-C3'	9.02	130.44	116.00
34	BA	431	A	C5-C6-N6	-9.02	116.48	123.70
34	BA	1233	U	C2-N3-C4	-9.02	121.59	127.00
85	AA	729	U	O4'-C1'-N1	9.02	115.42	108.20
37	BD	63	C	P-O3'-C3'	-9.02	108.88	119.70
85	AA	1431	U	O4'-C1'-N1	9.02	115.42	108.20
34	BA	221	G	O4'-C1'-N9	9.02	115.42	108.20
35	BB	417	A	N1-C6-N6	9.02	124.01	118.60
83	Bx	46	ASP	C-N-CA	9.02	144.25	121.70
34	BA	547	C	OP1-P-OP2	-9.02	106.08	119.60
34	BA	744	G	C1'-O4'-C4'	-9.02	102.69	109.90
40	BG	33	G	N9-C1'-C2'	-9.02	102.08	112.00
85	AA	551	C	C4'-C3'-C2'	-9.02	93.58	102.60

Continued on next page...

Continued from previous page...

Mol	Chain	Res	Type	Atoms	Z	Observed(°)	Ideal(°)
34	BA	1464	C	C6-N1-C2	-9.02	116.69	120.30
52	BS	165	ARG	NE-CZ-NH1	9.02	124.81	120.30
34	BA	1262	A	C8-N9-C4	9.01	109.41	105.80
34	BA	749	G	C5-C6-O6	-9.01	123.19	128.60
35	BB	995	C	O5'-C5'-C4'	9.01	128.83	111.70
38	BE	132	U	P-O3'-C3'	-9.01	108.89	119.70
85	AA	383	C	P-O5'-C5'	9.01	135.32	120.90
85	AA	114	C	C6-N1-C2	-9.01	116.69	120.30
86	AB	3	C	C2-N1-C1'	9.01	128.71	118.80
35	BB	714	U	C6-N1-C2	-9.01	115.59	121.00
35	BB	840	C	P-O5'-C5'	9.01	135.32	120.90
85	AA	785	C	P-O5'-C5'	9.01	135.31	120.90
85	AA	984	A	C3'-C2'-C1'	-9.01	94.29	101.50
85	AA	1098	C	C1'-O4'-C4'	-9.01	102.69	109.90
34	BA	174	A	O3'-P-O5'	-9.01	86.89	104.00
35	BB	1474	A	C5'-C4'-O4'	-9.01	98.29	109.10
85	AA	716	G	O4'-C1'-N9	9.01	115.41	108.20
85	AA	765	U	O5'-P-OP1	-9.01	97.59	105.70
85	AA	1589	G	C8-N9-C1'	9.01	138.71	127.00
34	BA	514	U	O4'-C1'-N1	9.01	115.40	108.20
34	BA	745	A	C5-C6-N6	9.01	130.90	123.70
34	BA	1720	U	O4'-C1'-N1	9.01	115.40	108.20
85	AA	2172	A	C8-N9-C4	-9.01	102.20	105.80
34	BA	247	U	C6-N1-C2	-9.00	115.60	121.00
34	BA	681	G	O4'-C4'-C3'	9.00	113.30	106.10
85	AA	822	U	C2-N3-C4	-9.00	121.60	127.00
38	BE	186	C	O4'-C1'-N1	9.00	115.40	108.20
34	BA	814	C	O4'-C1'-N1	9.00	115.40	108.20
35	BB	362	A	C5-C6-N6	-9.00	116.50	123.70
85	AA	1191	G	O5'-P-OP2	-9.00	97.60	105.70
85	AA	2049	U	P-O3'-C3'	9.00	130.50	119.70
34	BA	212	A	P-O5'-C5'	9.00	135.29	120.90
34	BA	1223	C	O4'-C1'-N1	9.00	115.40	108.20
37	BD	75	G	C4-N9-C1'	-9.00	114.80	126.50
38	BE	21	C	O4'-C1'-N1	8.99	115.40	108.20
34	BA	1087	A	C8-N9-C4	8.99	109.40	105.80
35	BB	111	C	O4'-C1'-N1	8.99	115.39	108.20
40	BG	66	C	C4'-C3'-C2'	8.99	111.59	102.60
85	AA	1523	G	C5-C6-O6	-8.99	123.20	128.60
35	BB	1421	C	N3-C2-O2	-8.99	115.61	121.90
85	AA	25	C	O5'-P-OP2	-8.99	97.61	105.70
40	BG	102	G	N3-C4-C5	-8.99	124.11	128.60

Continued on next page...

Continued from previous page...

Mol	Chain	Res	Type	Atoms	Z	Observed(°)	Ideal(°)
34	BA	559	C	P-O5'-C5'	8.99	135.28	120.90
35	BB	28	G	P-O5'-C5'	8.99	135.28	120.90
85	AA	2164	G	C5-C6-O6	-8.99	123.21	128.60
34	BA	605	G	N9-C4-C5	8.99	109.00	105.40
85	AA	1441	G	C5'-C4'-C3'	-8.99	101.62	116.00
34	BA	1491	U	O5'-C5'-C4'	8.99	128.77	111.70
34	BA	1496	G	C1'-O4'-C4'	-8.99	102.71	109.90
85	AA	390	U	O4'-C1'-N1	8.99	115.39	108.20
85	AA	479	C	O4'-C1'-N1	8.99	115.39	108.20
85	AA	575	G	O4'-C1'-C2'	8.99	115.69	107.60
85	AA	1301	C	O4'-C1'-N1	8.99	115.39	108.20
34	BA	1442	A	N3-C4-C5	-8.98	120.51	126.80
35	BB	845	C	O4'-C1'-N1	8.98	115.39	108.20
35	BB	1253	U	C2-N3-C4	-8.98	121.61	127.00
67	Bh	167	TYR	CB-CG-CD2	-8.98	115.61	121.00
5	A4	170	ARG	NE-CZ-NH1	8.98	124.79	120.30
34	BA	842	U	C5'-C4'-C3'	8.98	130.37	116.00
35	BB	850	U	C5'-C4'-C3'	8.98	130.37	116.00
85	AA	2084	U	C5'-C4'-C3'	-8.98	101.63	116.00
34	BA	213	A	C5'-C4'-C3'	8.98	130.37	116.00
34	BA	1739	G	C8-N9-C1'	8.98	138.67	127.00
35	BB	415	A	C5'-C4'-C3'	-8.98	101.63	116.00
35	BB	1506	C	O4'-C1'-N1	8.98	115.38	108.20
86	AB	19	G	N3-C2-N2	-8.98	113.61	119.90
34	BA	1223	C	N1-C2-O2	8.98	124.29	118.90
35	BB	1416	A	N1-C6-N6	-8.98	113.21	118.60
41	BH	120	C	C5'-C4'-C3'	8.98	130.36	116.00
62	Bc	70	ASN	N-CA-C	-8.97	86.77	111.00
85	AA	688	C	C5'-C4'-C3'	-8.97	101.64	116.00
34	BA	102	G	P-O3'-C3'	-8.97	108.93	119.70
34	BA	950	C	C6-N1-C2	-8.97	116.71	120.30
36	BC	5	U	C5'-C4'-C3'	-8.97	101.64	116.00
34	BA	1466	U	P-O3'-C3'	-8.97	108.94	119.70
38	BE	204	U	C3'-C2'-C1'	-8.97	94.32	101.50
66	Bg	49	ARG	NE-CZ-NH1	8.97	124.78	120.30
85	AA	875	C	O4'-C1'-N1	8.97	115.38	108.20
85	AA	1731	G	C5'-C4'-C3'	-8.97	101.65	116.00
34	BA	1011	G	C4-N9-C1'	-8.97	114.84	126.50
34	BA	1500	G	C5-C6-N1	8.97	115.98	111.50
40	BG	180	C	C5'-C4'-C3'	-8.97	101.65	116.00
34	BA	1525	G	O4'-C1'-N9	8.96	115.37	108.20
38	BE	201	A	C8-N9-C4	8.97	109.39	105.80

Continued on next page...

Continued from previous page...

Mol	Chain	Res	Type	Atoms	Z	Observed(°)	Ideal(°)
35	BB	139	G	P-O5'-C5'	-8.96	106.56	120.90
36	BC	33	U	C5'-C4'-O4'	8.96	119.86	109.10
85	AA	575	G	C5-C6-O6	-8.96	123.22	128.60
34	BA	890	G	N3-C2-N2	8.96	126.17	119.90
35	BB	1507	U	O5'-P-OP2	-8.96	97.63	105.70
38	BE	198	A	C5-C6-N6	-8.96	116.53	123.70
85	AA	10	G	C5'-C4'-C3'	-8.96	101.66	116.00
7	A6	157	PHE	CB-CG-CD1	-8.96	114.53	120.80
85	AA	211	C	P-O3'-C3'	8.96	130.46	119.70
85	AA	2183	U	C5'-C4'-C3'	-8.96	101.66	116.00
38	BE	139	U	C1'-O4'-C4'	-8.96	102.73	109.90
53	BT	74	ARG	NE-CZ-NH2	8.96	124.78	120.30
34	BA	1817	G	C2-N3-C4	-8.96	107.42	111.90
61	Bb	4	ARG	NE-CZ-NH1	8.96	124.78	120.30
85	AA	1492	U	C2-N3-C4	-8.96	121.63	127.00
34	BA	386	A	P-O5'-C5'	8.95	135.23	120.90
35	BB	1187	G	C8-N9-C4	-8.95	102.82	106.40
35	BB	1293	C	P-O3'-C3'	-8.96	108.95	119.70
35	BB	1491	G	C8-N9-C1'	8.96	138.64	127.00
85	AA	1499	G	C3'-C2'-C1'	-8.96	94.34	101.50
85	AA	1599	G	C5-C6-O6	-8.96	123.23	128.60
85	AA	2123	U	C2-N1-C1'	-8.96	106.95	117.70
34	BA	121	A	C3'-C2'-C1'	-8.95	94.34	101.50
34	BA	538	G	N3-C2-N2	8.95	126.17	119.90
34	BA	1828	A	O4'-C1'-N9	8.95	115.36	108.20
38	BE	14	C	O4'-C1'-N1	8.95	115.36	108.20
86	AB	16	U	C5'-C4'-C3'	8.95	130.32	116.00
35	BB	380	G	C4-N9-C1'	-8.95	114.86	126.50
41	BH	123	G	C8-N9-C4	8.95	109.98	106.40
44	BK	154	ARG	NE-CZ-NH1	8.95	124.78	120.30
85	AA	516	G	C5-C6-O6	-8.95	123.23	128.60
34	BA	1519	G	C5-C6-O6	8.95	133.97	128.60
85	AA	736	U	O4'-C1'-N1	8.95	115.36	108.20
35	BB	807	U	P-O3'-C3'	-8.95	108.96	119.70
85	AA	179	G	C6-N1-C2	-8.95	119.73	125.10
36	BC	123	G	O3'-P-O5'	8.94	120.99	104.00
34	BA	229	C	C6-N1-C2	-8.94	116.72	120.30
34	BA	238	C	P-O5'-C5'	8.94	135.21	120.90
35	BB	1518	U	P-O3'-C3'	8.94	130.43	119.70
37	BD	91	U	O3'-P-O5'	-8.94	87.01	104.00
85	AA	613	G	C5-C6-O6	-8.94	123.23	128.60
85	AA	1100	U	O4'-C1'-N1	8.94	115.35	108.20

Continued on next page...

Continued from previous page...

Mol	Chain	Res	Type	Atoms	Z	Observed(°)	Ideal(°)
85	AA	1786	G	C5-C6-O6	-8.94	123.23	128.60
37	BD	51	G	C5'-C4'-C3'	-8.94	101.70	116.00
40	BG	110	U	C5'-C4'-C3'	8.94	130.30	116.00
35	BB	1546	C	O4'-C1'-N1	8.94	115.35	108.20
38	BE	8	G	N3-C4-C5	-8.94	124.13	128.60
85	AA	383	C	P-O3'-C3'	-8.94	108.97	119.70
85	AA	822	U	C2-N1-C1'	-8.94	106.97	117.70
35	BB	660	G	C5-C6-O6	-8.94	123.24	128.60
35	BB	963	G	C4-N9-C1'	-8.94	114.88	126.50
34	BA	283	U	O4'-C1'-N1	8.94	115.35	108.20
34	BA	820	C	P-O3'-C3'	-8.94	108.98	119.70
38	BE	102	U	C2-N1-C1'	8.94	128.42	117.70
52	BS	120	TYR	CB-CG-CD2	-8.94	115.64	121.00
52	BS	151	PHE	CB-CG-CD2	-8.94	114.55	120.80
85	AA	687	G	P-O3'-C3'	8.94	130.42	119.70
85	AA	1125	G	N9-C4-C5	-8.94	101.83	105.40
85	AA	2168	C	C5'-C4'-C3'	-8.94	101.70	116.00
34	BA	1735	G	C4-C5-C6	-8.93	113.44	118.80
35	BB	878	G	C1'-O4'-C4'	8.93	117.05	109.90
40	BG	7	U	P-O3'-C3'	-8.93	108.98	119.70
85	AA	165	C	O4'-C1'-N1	8.93	115.35	108.20
85	AA	310	U	N3-C2-O2	-8.93	115.95	122.20
85	AA	991	G	N3-C2-N2	-8.93	113.65	119.90
37	BD	78	C	N3-C4-N4	-8.93	111.75	118.00
85	AA	824	C	O4'-C1'-N1	8.93	115.34	108.20
34	BA	1697	U	C5-C6-N1	8.93	127.16	122.70
35	BB	1079	G	C8-N9-C1'	8.93	138.61	127.00
35	BB	1489	A	C1'-O4'-C4'	-8.93	102.76	109.90
38	BE	20	C	C6-N1-C1'	-8.93	110.08	120.80
85	AA	887	A	C1'-O4'-C4'	-8.93	102.75	109.90
85	AA	262	G	C5'-C4'-C3'	8.93	130.29	116.00
85	AA	1595	G	C5'-C4'-C3'	-8.93	101.71	116.00
85	AA	773	G	C5'-C4'-C3'	-8.93	101.72	116.00
85	AA	779	G	P-O3'-C3'	-8.93	108.99	119.70
35	BB	1205	A	N1-C6-N6	8.93	123.96	118.60
39	BF	8	C	O4'-C1'-N1	8.93	115.34	108.20
85	AA	1468	G	C5'-C4'-O4'	-8.93	98.39	109.10
85	AA	2036	A	P-O5'-C5'	8.93	135.18	120.90
34	BA	926	A	O5'-C5'-C4'	-8.93	94.74	111.70
85	AA	1813	C	O4'-C1'-N1	8.93	115.34	108.20
37	BD	63	C	O4'-C1'-N1	8.92	115.34	108.20
38	BE	89	G	C4-N9-C1'	-8.92	114.90	126.50

Continued on next page...

Continued from previous page...

Mol	Chain	Res	Type	Atoms	Z	Observed(°)	Ideal(°)
85	AA	1109	G	P-O3'-C3'	-8.92	108.99	119.70
34	BA	821	G	O4'-C1'-N9	8.92	115.34	108.20
85	AA	1124	G	C8-N9-C1'	8.92	138.60	127.00
85	AA	2227	A	C8-N9-C4	8.92	109.37	105.80
35	BB	1354	C	O4'-C1'-N1	8.92	115.33	108.20
35	BB	1544	A	C8-N9-C1'	8.92	143.76	127.70
85	AA	552	C	C6-N1-C2	-8.92	116.73	120.30
85	AA	1731	G	C4'-C3'-C2'	-8.92	93.68	102.60
34	BA	380	A	N1-C6-N6	-8.92	113.25	118.60
35	BB	1202	G	N3-C4-N9	8.92	131.35	126.00
85	AA	210	G	P-O3'-C3'	-8.92	109.00	119.70
38	BE	41	C	C5'-C4'-C3'	8.92	130.27	116.00
34	BA	406	G	C5-C6-O6	-8.91	123.25	128.60
34	BA	942	G	C5'-C4'-C3'	-8.91	101.74	116.00
54	BU	84	THR	N-CA-CB	8.91	127.24	110.30
85	AA	2210	C	C6-N1-C2	-8.91	116.73	120.30
35	BB	542	A	N1-C6-N6	8.91	123.95	118.60
41	BH	114	G	N1-C6-O6	8.91	125.25	119.90
85	AA	646	C	O4'-C1'-N1	8.91	115.33	108.20
85	AA	815	G	N3-C4-N9	8.91	131.35	126.00
85	AA	1058	G	N1-C6-O6	8.91	125.25	119.90
2	A1	95	ARG	NE-CZ-NH1	8.91	124.76	120.30
34	BA	747	G	C8-N9-C4	-8.91	102.84	106.40
36	BC	8	C	P-O3'-C3'	8.91	130.39	119.70
4	A3	64	MET	CG-SD-CE	-8.91	85.95	100.20
17	AI	17	ARG	NE-CZ-NH1	8.91	124.75	120.30
34	BA	763	U	C6-N1-C1'	-8.91	108.73	121.20
34	BA	1493	U	C5'-C4'-C3'	8.91	130.25	116.00
36	BC	38	U	C3'-C2'-C1'	-8.91	94.37	101.50
85	AA	1669	G	C4-N9-C1'	-8.91	114.92	126.50
39	BF	1	C	O4'-C1'-N1	8.91	115.33	108.20
34	BA	510	U	P-O3'-C3'	8.90	130.39	119.70
34	BA	585	G	P-O5'-C5'	-8.90	106.65	120.90
38	BE	72	C	O4'-C1'-N1	8.90	115.32	108.20
41	BH	33	G	C4-N9-C1'	-8.90	114.92	126.50
85	AA	786	G	O4'-C1'-N9	8.90	115.32	108.20
85	AA	1595	G	N1-C6-O6	8.90	125.24	119.90
85	AA	1832	G	C1'-O4'-C4'	-8.90	102.78	109.90
85	AA	2206	A	P-O3'-C3'	-8.90	109.01	119.70
39	BF	21	C	O4'-C1'-N1	8.90	115.32	108.20
85	AA	1139	G	C4'-C3'-C2'	-8.90	93.70	102.60
34	BA	524	G	P-O5'-C5'	8.90	135.14	120.90

Continued on next page...

Continued from previous page...

Mol	Chain	Res	Type	Atoms	Z	Observed(°)	Ideal(°)
35	BB	971	A	C5'-C4'-O4'	-8.90	98.42	109.10
35	BB	1477	C	O4'-C1'-N1	8.90	115.32	108.20
40	BG	14	G	C8-N9-C1'	8.90	138.56	127.00
41	BH	72	G	C4-N9-C1'	-8.90	114.93	126.50
34	BA	608	G	C1'-O4'-C4'	8.89	117.02	109.90
85	AA	2194	U	P-O3'-C3'	8.89	130.37	119.70
34	BA	594	G	O5'-P-OP2	8.89	121.37	110.70
34	BA	961	C	C1'-O4'-C4'	-8.89	102.78	109.90
35	BB	148	C	C6-N1-C1'	-8.89	110.13	120.80
35	BB	691	A	C5-C6-N6	-8.89	116.58	123.70
58	BY	51	ARG	NE-CZ-NH1	8.89	124.75	120.30
15	AG	131	ARG	NE-CZ-NH1	8.89	124.75	120.30
34	BA	98	A	C5-C6-N6	-8.89	116.59	123.70
40	BG	118	U	N3-C2-O2	-8.89	115.98	122.20
41	BH	41	A	O4'-C1'-N9	8.89	115.31	108.20
52	BS	7	ARG	NE-CZ-NH1	8.89	124.75	120.30
85	AA	495	G	C5'-C4'-O4'	-8.89	98.43	109.10
34	BA	238	C	C5-C6-N1	8.89	125.44	121.00
34	BA	1675	C	O5'-C5'-C4'	-8.89	94.81	111.70
41	BH	39	G	N3-C4-C5	-8.89	124.16	128.60
85	AA	1617	G	P-O3'-C3'	8.89	130.37	119.70
34	BA	300	C	C4'-C3'-C2'	-8.89	93.71	102.60
34	BA	470	C	OP2-P-O3'	8.89	124.76	105.20
34	BA	690	G	C2'-C3'-O3'	8.89	129.06	109.50
34	BA	875	G	O5'-C5'-C4'	-8.89	94.81	111.70
34	BA	1071	G	C4-N9-C1'	-8.89	114.95	126.50
34	BA	1258	G	C5-C6-O6	-8.89	123.27	128.60
34	BA	1801	G	C8-N9-C1'	8.89	138.56	127.00
34	BA	1506	C	C4'-C3'-C2'	8.89	111.49	102.60
40	BG	179	C	C4'-C3'-C2'	8.89	111.49	102.60
85	AA	989	U	O5'-P-OP1	-8.89	97.70	105.70
34	BA	1211	G	C6-N1-C2	-8.89	119.77	125.10
38	BE	133	C	C5'-C4'-C3'	-8.89	101.78	116.00
34	BA	1736	A	O4'-C1'-N9	8.88	115.31	108.20
35	BB	480	C	O4'-C1'-N1	8.88	115.31	108.20
38	BE	178	G	P-O3'-C3'	-8.88	109.04	119.70
85	AA	82	A	C5'-C4'-O4'	8.88	119.76	109.10
85	AA	1698	A	P-O5'-C5'	-8.88	106.69	120.90
34	BA	124	G	C4-N9-C1'	-8.88	114.96	126.50
34	BA	63	A	P-O5'-C5'	-8.88	106.70	120.90
34	BA	1195	G	C4-N9-C1'	-8.88	114.96	126.50
37	BD	79	G	C5'-C4'-C3'	8.88	130.20	116.00

Continued on next page...

Continued from previous page...

Mol	Chain	Res	Type	Atoms	Z	Observed(°)	Ideal(°)
38	BE	6	A	C8-N9-C4	8.88	109.35	105.80
62	Bc	107	TYR	CB-CG-CD1	8.88	126.33	121.00
38	BE	104	G	C8-N9-C4	-8.88	102.85	106.40
85	AA	400	G	C6-N1-C2	-8.88	119.77	125.10
85	AA	1683	U	C6-N1-C1'	-8.88	108.77	121.20
34	BA	232	U	O4'-C1'-N1	8.88	115.30	108.20
34	BA	622	G	C5-C6-O6	-8.88	123.28	128.60
38	BE	123	A	C2-N3-C4	-8.88	106.16	110.60
85	AA	886	A	C3'-C2'-C1'	-8.88	94.40	101.50
34	BA	395	G	N9-C1'-C2'	-8.87	102.24	112.00
35	BB	1496	C	C6-N1-C2	-8.87	116.75	120.30
85	AA	2132	A	P-O5'-C5'	-8.87	106.70	120.90
34	BA	1411	C	P-O3'-C3'	-8.87	109.06	119.70
35	BB	739	C	O4'-C1'-N1	8.87	115.30	108.20
48	BO	55	ARG	NE-CZ-NH1	8.87	124.74	120.30
85	AA	1184	A	C6-N1-C2	-8.87	113.28	118.60
36	BC	157	U	P-O5'-C5'	-8.87	106.71	120.90
62	Bc	76	MET	CG-SD-CE	-8.87	86.00	100.20
85	AA	1872	G	N1-C6-O6	8.87	125.22	119.90
85	AA	1003	G	C8-N9-C4	-8.87	102.85	106.40
85	AA	2048	C	C5'-C4'-C3'	8.87	130.20	116.00
34	BA	1299	G	O4'-C1'-N9	8.87	115.30	108.20
34	BA	1380	G	O4'-C1'-N9	8.87	115.30	108.20
38	BE	203	C	C6-N1-C1'	-8.87	110.16	120.80
34	BA	508	C	C2-N1-C1'	8.87	128.55	118.80
34	BA	578	C	C3'-C2'-C1'	8.87	108.59	101.50
34	BA	692	U	N1-C2-O2	-8.87	116.59	122.80
52	BS	42	ARG	NE-CZ-NH1	8.87	124.73	120.30
65	Bf	456	ARG	NE-CZ-NH2	-8.87	115.87	120.30
85	AA	1516	A	C4'-C3'-C2'	8.87	111.47	102.60
34	BA	980	C	P-O5'-C5'	-8.87	106.72	120.90
34	BA	1485	U	C2-N1-C1'	-8.87	107.06	117.70
35	BB	80	C	P-O3'-C3'	8.87	130.34	119.70
34	BA	398	G	N1-C6-O6	8.86	125.22	119.90
35	BB	818	U	C6-N1-C1'	8.86	133.61	121.20
34	BA	4	A	C5'-C4'-C3'	8.86	130.18	116.00
34	BA	75	U	O4'-C1'-N1	8.86	115.29	108.20
34	BA	540	G	C8-N9-C1'	8.86	138.52	127.00
34	BA	1707	C	C2-N3-C4	-8.86	115.47	119.90
40	BG	140	G	C5'-C4'-C3'	-8.86	101.82	116.00
85	AA	845	A	O4'-C1'-N9	8.86	115.29	108.20
34	BA	730	C	C6-N1-C2	-8.86	116.76	120.30

Continued on next page...

Continued from previous page...

Mol	Chain	Res	Type	Atoms	Z	Observed(°)	Ideal(°)
34	BA	958	G	C4'-C3'-C2'	-8.86	93.74	102.60
35	BB	1235	A	P-O3'-C3'	8.86	130.33	119.70
40	BG	94	G	C8-N9-C4	8.86	109.94	106.40
85	AA	2157	G	C4-N9-C1'	-8.86	114.98	126.50
16	AH	43	ARG	NE-CZ-NH1	8.86	124.73	120.30
34	BA	568	G	C5'-C4'-C3'	-8.86	101.83	116.00
34	BA	1731	A	C5'-C4'-C3'	8.86	130.17	116.00
35	BB	638	G	C8-N9-C4	8.86	109.94	106.40
85	AA	919	U	P-O3'-C3'	-8.86	109.07	119.70
85	AA	1180	C	C4'-C3'-C2'	8.86	111.45	102.60
85	AA	1426	G	C5'-C4'-C3'	-8.86	101.83	116.00
34	BA	917	C	C5'-C4'-C3'	-8.85	101.84	116.00
34	BA	994	G	C5-C6-O6	-8.85	123.29	128.60
35	BB	815	G	O4'-C1'-N9	8.85	115.28	108.20
35	BB	1362	G	C5-C6-O6	-8.85	123.29	128.60
85	AA	982	G	N3-C2-N2	-8.85	113.70	119.90
85	AA	2105	G	C5-C6-O6	-8.85	123.29	128.60
34	BA	402	G	O4'-C1'-N9	8.85	115.28	108.20
36	BC	160	C	N3-C2-O2	-8.85	115.70	121.90
38	BE	13	A	C5'-C4'-O4'	8.85	119.72	109.10
85	AA	1793	A	C4-N9-C1'	-8.85	110.37	126.30
35	BB	1295	A	P-O3'-C3'	-8.85	109.08	119.70
41	BH	74	G	OP1-P-OP2	-8.85	106.33	119.60
45	BL	160	ARG	NE-CZ-NH1	8.85	124.72	120.30
85	AA	38	C	C1'-O4'-C4'	-8.85	102.82	109.90
34	BA	472	G	C8-N9-C4	-8.85	102.86	106.40
35	BB	1507	U	C1'-O4'-C4'	-8.85	102.82	109.90
37	BD	106	G	C6-N1-C2	-8.85	119.79	125.10
60	Ba	87	ASP	CB-CG-OD1	8.85	126.26	118.30
85	AA	467	U	O4'-C1'-N1	8.85	115.28	108.20
40	BG	173	C	O4'-C1'-N1	8.85	115.28	108.20
34	BA	10	G	O4'-C1'-C2'	8.84	115.56	107.60
34	BA	655	U	C2-N1-C1'	-8.84	107.09	117.70
38	BE	64	A	C5-C6-N6	-8.84	116.62	123.70
85	AA	1899	A	N1-C6-N6	8.84	123.91	118.60
34	BA	550	U	C5-C4-O4	8.84	131.20	125.90
34	BA	866	C	N3-C4-C5	-8.84	118.36	121.90
35	BB	411	A	P-O3'-C3'	-8.84	109.09	119.70
35	BB	708	C	P-O5'-C5'	-8.84	106.76	120.90
35	BB	1453	G	C6-C5-N7	-8.84	125.09	130.40
85	AA	2215	C	O4'-C1'-N1	8.84	115.27	108.20
34	BA	17	A	C4'-C3'-C2'	8.84	111.44	102.60

Continued on next page...

Continued from previous page...

Mol	Chain	Res	Type	Atoms	Z	Observed(°)	Ideal(°)
34	BA	574	U	N3-C2-O2	-8.84	116.01	122.20
85	AA	1165	C	O4'-C1'-N1	8.84	115.27	108.20
85	AA	1927	G	C4-N9-C1'	-8.84	115.01	126.50
34	BA	1013	A	O4'-C1'-N9	8.84	115.27	108.20
35	BB	610	U	O3'-P-O5'	8.84	120.79	104.00
85	AA	2096	G	C5-C6-O6	-8.84	123.30	128.60
34	BA	1538	G	C6-N1-C2	-8.84	119.80	125.10
85	AA	539	A	C5-C6-N6	-8.84	116.63	123.70
85	AA	557	G	P-O5'-C5'	8.84	135.04	120.90
34	BA	527	C	P-O3'-C3'	-8.83	109.10	119.70
35	BB	800	U	C6-N1-C2	-8.83	115.70	121.00
35	BB	1546	C	C5'-C4'-C3'	-8.83	101.87	116.00
85	AA	305	A	P-O5'-C5'	8.83	135.03	120.90
85	AA	740	A	C5-C6-N6	8.83	130.77	123.70
34	BA	112	C	N3-C2-O2	-8.83	115.72	121.90
34	BA	660	C	N3-C2-O2	-8.83	115.72	121.90
35	BB	35	G	C6-N1-C2	-8.83	119.80	125.10
38	BE	112	G	O5'-P-OP1	8.83	121.30	110.70
85	AA	1191	G	C4-N9-C1'	-8.83	115.02	126.50
34	BA	1568	A	C5-C6-N6	-8.83	116.64	123.70
35	BB	1506	C	P-O5'-C5'	8.83	135.02	120.90
85	AA	857	G	C4-N9-C1'	-8.83	115.03	126.50
34	BA	1294	C	P-O3'-C3'	8.82	130.29	119.70
35	BB	1004	A	C8-N9-C4	-8.82	102.27	105.80
35	BB	1157	G	C5-C6-O6	-8.82	123.31	128.60
38	BE	92	C	C6-N1-C2	-8.82	116.77	120.30
39	BF	67	A	N1-C6-N6	8.82	123.89	118.60
85	AA	1286	C	P-O3'-C3'	8.82	130.29	119.70
34	BA	1093	G	O4'-C1'-N9	8.82	115.26	108.20
38	BE	13	A	C8-N9-C4	-8.82	102.27	105.80
20	AL	80	ARG	NE-CZ-NH2	-8.82	115.89	120.30
85	AA	457	G	C8-N9-C1'	8.82	138.47	127.00
85	AA	755	G	N7-C8-N9	8.82	117.51	113.10
36	BC	4	G	C4-N9-C1'	-8.82	115.03	126.50
85	AA	921	C	C2-N1-C1'	8.82	128.50	118.80
85	AA	1499	G	C8-N9-C1'	8.82	138.47	127.00
34	BA	1647	G	O4'-C1'-N9	8.82	115.25	108.20
35	BB	815	G	N9-C1'-C2'	-8.82	102.30	112.00
35	BB	989	C	C6-N1-C1'	-8.82	110.22	120.80
38	BE	30	C	C5'-C4'-C3'	8.82	130.11	116.00
38	BE	177	U	P-O5'-C5'	8.82	135.01	120.90
51	BR	42	ARG	NE-CZ-NH1	8.82	124.71	120.30

Continued on next page...

Continued from previous page...

Mol	Chain	Res	Type	Atoms	Z	Observed(°)	Ideal(°)
85	AA	1658	G	C5-C6-O6	-8.82	123.31	128.60
4	A3	91	TYR	CB-CG-CD1	8.81	126.29	121.00
34	BA	151	A	O5'-C5'-C4'	8.81	128.45	111.70
41	BH	113	G	C8-N9-C1'	8.81	138.46	127.00
85	AA	163	C	C2-N1-C1'	8.81	128.50	118.80
85	AA	1108	U	C6-N1-C2	-8.81	115.71	121.00
85	AA	1260	G	C4-N9-C1'	-8.81	115.04	126.50
85	AA	1553	G	C5-C6-O6	-8.81	123.31	128.60
85	AA	2152	C	O4'-C1'-N1	8.81	115.25	108.20
34	BA	548	G	OP1-P-OP2	-8.81	106.38	119.60
34	BA	1445	U	O4'-C1'-N1	8.81	115.25	108.20
34	BA	289	A	C4-N9-C1'	-8.81	110.44	126.30
38	BE	19	G	O5'-P-OP2	-8.81	97.77	105.70
85	AA	744	C	C2-N3-C4	8.81	124.30	119.90
85	AA	1645	G	C3'-C2'-C1'	-8.81	94.45	101.50
85	AA	1543	C	C5'-C4'-C3'	8.81	130.09	116.00
85	AA	2039	G	P-O3'-C3'	-8.81	109.13	119.70
39	BF	46	G	C4-N9-C1'	-8.81	115.05	126.50
40	BG	12	A	O4'-C1'-N9	8.81	115.25	108.20
34	BA	527	C	C1'-O4'-C4'	-8.80	102.86	109.90
85	AA	331	G	C8-N9-C4	-8.80	102.88	106.40
85	AA	790	A	C1'-O4'-C4'	8.81	116.94	109.90
34	BA	1224	A	C4'-C3'-C2'	8.80	111.40	102.60
35	BB	807	U	C2-N1-C1'	-8.80	107.14	117.70
37	BD	95	G	N7-C8-N9	8.80	117.50	113.10
65	Bf	398	ARG	NE-CZ-NH1	8.80	124.70	120.30
85	AA	1056	C	O4'-C1'-N1	8.80	115.24	108.20
34	BA	114	U	C5'-C4'-C3'	8.80	130.08	116.00
34	BA	1722	U	N3-C2-O2	-8.80	116.04	122.20
34	BA	1776	G	C4-N9-C1'	-8.80	115.06	126.50
40	BG	148	C	C1'-O4'-C4'	-8.80	102.86	109.90
85	AA	821	U	C2-N3-C4	-8.80	121.72	127.00
85	AA	1540	A	C5'-C4'-C3'	-8.80	101.92	116.00
85	AA	815	G	N3-C2-N2	8.80	126.06	119.90
34	BA	857	C	C5'-C4'-C3'	8.80	130.07	116.00
35	BB	803	U	C1'-O4'-C4'	-8.80	102.86	109.90
37	BD	84	U	N3-C2-O2	-8.80	116.04	122.20
85	AA	90	A	C1'-O4'-C4'	-8.80	102.86	109.90
35	BB	546	A	C6-N1-C2	-8.80	113.32	118.60
34	BA	435	U	C2-N3-C4	-8.79	121.72	127.00
38	BE	184	G	P-O5'-C5'	8.79	134.97	120.90
60	Ba	83	ARG	NE-CZ-NH1	8.79	124.70	120.30

Continued on next page...

Continued from previous page...

Mol	Chain	Res	Type	Atoms	Z	Observed(°)	Ideal(°)
85	AA	273	C	N3-C2-O2	-8.79	115.74	121.90
85	AA	1818	C	C6-N1-C2	-8.79	116.78	120.30
4	A3	91	TYR	CB-CG-CD2	-8.79	115.72	121.00
23	AP	217	ARG	NE-CZ-NH2	8.79	124.70	120.30
34	BA	990	G	C5'-C4'-C3'	-8.79	101.93	116.00
34	BA	1722	U	C2-N1-C1'	-8.79	107.15	117.70
35	BB	643	G	N1-C6-O6	-8.79	114.62	119.90
35	BB	747	A	P-O3'-C3'	8.79	130.25	119.70
85	AA	707	U	C5'-C4'-C3'	-8.79	101.93	116.00
85	AA	1934	A	C5-C6-N6	-8.79	116.67	123.70
35	BB	1458	U	C5'-C4'-C3'	-8.79	101.93	116.00
38	BE	132	U	C6-N1-C1'	8.79	133.51	121.20
15	AG	91	LEU	CB-CA-C	8.79	126.90	110.20
34	BA	557	U	OP2-P-O3'	8.79	124.54	105.20
34	BA	1054	U	P-O3'-C3'	8.79	130.25	119.70
85	AA	48	G	C1'-O4'-C4'	-8.79	102.87	109.90
34	BA	1142	C	C5'-C4'-C3'	-8.79	101.94	116.00
85	AA	786	G	C5-C6-O6	-8.79	123.33	128.60
35	BB	607	G	C8-N9-C1'	8.79	138.42	127.00
35	BB	887	G	C8-N9-C4	-8.79	102.89	106.40
85	AA	1260	G	C8-N9-C1'	8.79	138.42	127.00
35	BB	265	C	O4'-C1'-N1	8.79	115.23	108.20
35	BB	576	A	O4'-C1'-N9	8.79	115.23	108.20
35	BB	1376	G	C5-C6-O6	-8.79	123.33	128.60
85	AA	613	G	N1-C6-O6	8.79	125.17	119.90
34	BA	610	A	P-O3'-C3'	-8.78	109.16	119.70
35	BB	1519	U	P-O3'-C3'	-8.78	109.16	119.70
13	AE	98	ARG	NE-CZ-NH1	8.78	124.69	120.30
34	BA	495	A	C1'-O4'-C4'	-8.78	102.88	109.90
34	BA	1126	U	C6-N1-C2	-8.78	115.73	121.00
35	BB	549	U	C2-N3-C4	-8.78	121.73	127.00
35	BB	768	A	P-O5'-C5'	8.78	134.95	120.90
85	AA	1105	G	O4'-C1'-N9	8.78	115.23	108.20
36	BC	127	C	O4'-C1'-N1	8.78	115.22	108.20
52	BS	47	MET	CG-SD-CE	-8.78	86.15	100.20
85	AA	301	U	O4'-C1'-N1	8.78	115.22	108.20
34	BA	1211	G	O5'-P-OP1	8.78	121.23	110.70
85	AA	831	C	O4'-C1'-N1	8.78	115.22	108.20
37	BD	98	G	P-O3'-C3'	8.78	130.23	119.70
34	BA	881	C	C6-N1-C1'	8.78	131.33	120.80
36	BC	137	C	C6-N1-C2	-8.78	116.79	120.30
34	BA	55	G	C6-N1-C2	-8.78	119.83	125.10

Continued on next page...

Continued from previous page...

Mol	Chain	Res	Type	Atoms	Z	Observed(°)	Ideal(°)
36	BC	167	U	C6-N1-C2	-8.78	115.73	121.00
85	AA	414	C	C2-N1-C1'	-8.78	109.15	118.80
85	AA	1451	U	O4'-C1'-N1	8.78	115.22	108.20
35	BB	987	U	C2-N1-C1'	8.77	128.23	117.70
36	BC	76	C	O4'-C1'-N1	8.77	115.22	108.20
40	BG	118	U	C6-N1-C1'	8.77	133.48	121.20
34	BA	875	G	C5-C6-O6	-8.77	123.34	128.60
85	AA	850	U	P-O3'-C3'	-8.77	109.17	119.70
34	BA	1262	A	C4'-C3'-C2'	-8.77	93.83	102.60
85	AA	1874	G	O4'-C1'-N9	8.77	115.22	108.20
34	BA	1166	A	O4'-C1'-C2'	8.77	115.49	107.60
85	AA	644	A	P-O3'-C3'	8.77	130.22	119.70
85	AA	655	U	P-O3'-C3'	-8.77	109.18	119.70
85	AA	974	U	C4'-C3'-C2'	8.77	111.37	102.60
85	AA	1977	G	N1-C6-O6	8.77	125.16	119.90
34	BA	323	C	O4'-C4'-C3'	-8.77	95.23	104.00
50	BQ	176	ARG	NE-CZ-NH1	8.77	124.68	120.30
85	AA	1289	U	O4'-C1'-N1	8.77	115.21	108.20
85	AA	1973	G	C4-N9-C1'	-8.77	115.10	126.50
35	BB	1464	G	C8-N9-C1'	8.77	138.39	127.00
36	BC	8	C	N3-C4-C5	-8.77	118.39	121.90
85	AA	272	C	C1'-O4'-C4'	-8.77	102.89	109.90
85	AA	708	G	C5-C6-N1	8.77	115.88	111.50
34	BA	654	C	O4'-C1'-N1	8.76	115.21	108.20
34	BA	1668	C	C6-N1-C1'	8.76	131.31	120.80
34	BA	1570	C	C2-N3-C4	-8.76	115.52	119.90
34	BA	1711	G	C3'-C2'-C1'	-8.76	94.49	101.50
44	BK	3	ARG	NE-CZ-NH2	-8.76	115.92	120.30
85	AA	1004	G	P-O3'-C3'	-8.76	109.19	119.70
35	BB	771	U	O3'-P-O5'	-8.76	87.36	104.00
35	BB	782	A	N1-C6-N6	8.76	123.86	118.60
85	AA	475	A	C4-N9-C1'	-8.76	110.53	126.30
85	AA	1597	C	O4'-C1'-N1	8.76	115.21	108.20
85	AA	1920	A	P-O3'-C3'	8.76	130.21	119.70
34	BA	871	G	OP1-P-OP2	8.76	132.74	119.60
35	BB	439	G	C5'-C4'-C3'	-8.76	101.99	116.00
85	AA	851	G	C5-C6-O6	-8.76	123.34	128.60
41	BH	129	G	C5-C6-O6	8.76	133.85	128.60
85	AA	1363	U	C5'-C4'-C3'	-8.76	101.99	116.00
85	AA	635	G	C8-N9-C1'	8.76	138.38	127.00
35	BB	705	C	P-O3'-C3'	-8.75	109.19	119.70
35	BB	1545	U	O4'-C1'-N1	8.75	115.20	108.20

Continued on next page...

Continued from previous page...

Mol	Chain	Res	Type	Atoms	Z	Observed(°)	Ideal(°)
34	BA	61	G	C8-N9-C1'	8.75	138.38	127.00
34	BA	672	G	C4'-C3'-C2'	-8.75	93.85	102.60
35	BB	1303	A	C4'-C3'-C2'	8.75	111.35	102.60
65	Bf	376	ARG	NE-CZ-NH2	8.75	124.68	120.30
85	AA	794	A	N1-C6-N6	8.75	123.85	118.60
85	AA	942	A	P-O5'-C5'	-8.75	106.90	120.90
85	AA	1840	C	P-O5'-C5'	8.75	134.90	120.90
4	A3	210	ARG	NE-CZ-NH1	8.75	124.67	120.30
38	BE	36	U	C2-N1-C1'	-8.75	107.20	117.70
40	BG	76	C	C5-C4-N4	-8.75	114.08	120.20
85	AA	847	G	C5'-C4'-O4'	8.75	119.60	109.10
85	AA	1198	U	N3-C2-O2	-8.75	116.08	122.20
85	AA	1539	A	N1-C6-N6	8.75	123.85	118.60
34	BA	98	A	C8-N9-C4	8.75	109.30	105.80
34	BA	137	C	C4'-C3'-C2'	-8.75	93.85	102.60
36	BC	16	A	C4-C5-C6	-8.75	112.63	117.00
85	AA	670	C	P-O3'-C3'	-8.75	109.20	119.70
85	AA	105	A	C1'-O4'-C4'	-8.75	102.90	109.90
85	AA	1268	C	N1-C1'-C2'	-8.75	102.38	112.00
34	BA	1257	U	P-O5'-C5'	-8.74	106.91	120.90
35	BB	494	C	O4'-C1'-N1	8.74	115.19	108.20
85	AA	180	A	C5-C6-N6	8.74	130.70	123.70
85	AA	958	C	O4'-C1'-N1	8.74	115.20	108.20
85	AA	2029	G	C5'-C4'-C3'	-8.74	102.01	116.00
35	BB	590	G	N3-C2-N2	8.74	126.02	119.90
35	BB	996	G	N3-C2-N2	8.74	126.02	119.90
36	BC	62	A	C2-N3-C4	-8.74	106.23	110.60
34	BA	591	G	O5'-C5'-C4'	-8.74	95.09	111.70
40	BG	112	C	C6-N1-C2	-8.74	116.80	120.30
85	AA	861	G	N1-C6-O6	8.74	125.14	119.90
34	BA	1745	G	C4-N9-C1'	-8.74	115.14	126.50
85	AA	1157	U	C2-N3-C4	-8.74	121.76	127.00
85	AA	1650	G	C5'-C4'-C3'	-8.74	102.02	116.00
85	AA	2249	U	C1'-O4'-C4'	-8.74	102.91	109.90
85	AA	873	U	C2-N3-C4	-8.74	121.76	127.00
15	AG	114	ARG	NE-CZ-NH1	8.74	124.67	120.30
34	BA	799	A	O4'-C1'-N9	8.74	115.19	108.20
34	BA	828	A	C5-C6-N6	8.74	130.69	123.70
35	BB	637	G	C5'-C4'-C3'	-8.74	102.02	116.00
36	BC	7	U	C6-N1-C1'	-8.74	108.97	121.20
85	AA	784	C	C6-N1-C2	-8.74	116.81	120.30
85	AA	814	G	N1-C6-O6	8.74	125.14	119.90

Continued on next page...

Continued from previous page...

Mol	Chain	Res	Type	Atoms	Z	Observed(°)	Ideal(°)
85	AA	1594	G	C5-C6-O6	-8.74	123.36	128.60
85	AA	2002	A	C8-N9-C4	-8.74	102.31	105.80
85	AA	1622	G	P-O3'-C3'	8.73	130.18	119.70
34	BA	299	C	C5'-C4'-C3'	-8.73	102.03	116.00
34	BA	638	U	O4'-C1'-N1	8.73	115.19	108.20
85	AA	967	C	O4'-C1'-N1	8.73	115.19	108.20
40	BG	105	A	C5-C6-N6	8.73	130.69	123.70
34	BA	1448	G	C5-C6-O6	-8.73	123.36	128.60
41	BH	1	U	P-O3'-C3'	-8.73	109.22	119.70
85	AA	292	C	O4'-C1'-N1	8.73	115.19	108.20
34	BA	1073	G	C6-N1-C2	-8.73	119.86	125.10
35	BB	329	U	O4'-C1'-N1	8.73	115.18	108.20
35	BB	1027	U	C5'-C4'-O4'	8.73	119.58	109.10
85	AA	2189	U	O4'-C1'-N1	8.73	115.19	108.20
35	BB	83	G	C5-C6-O6	-8.73	123.36	128.60
41	BH	36	C	C2-N1-C1'	-8.73	109.20	118.80
85	AA	104	C	C6-N1-C2	-8.73	116.81	120.30
85	AA	1720	C	P-O5'-C5'	-8.73	106.93	120.90
34	BA	356	C	O4'-C1'-N1	8.73	115.18	108.20
85	AA	82	A	O4'-C1'-N9	8.73	115.18	108.20
85	AA	459	C	O4'-C1'-N1	8.73	115.18	108.20
19	AK	88	ARG	NE-CZ-NH1	8.72	124.66	120.30
37	BD	78	C	C5'-C4'-C3'	-8.72	102.04	116.00
38	BE	90	G	C4'-C3'-C2'	8.72	111.33	102.60
38	BE	10	G	C4'-C3'-C2'	-8.72	93.88	102.60
72	Bm	63	ARG	NE-CZ-NH1	8.72	124.66	120.30
34	BA	1454	G	C4'-C3'-C2'	-8.72	93.88	102.60
34	BA	1832	A	C5'-C4'-C3'	-8.72	102.05	116.00
41	BH	9	C	C2-N1-C1'	8.72	128.39	118.80
85	AA	2124	G	P-O3'-C3'	8.72	130.16	119.70
34	BA	1477	C	C4'-C3'-C2'	-8.72	93.88	102.60
35	BB	15	C	C6-N1-C2	-8.72	116.81	120.30
85	AA	1927	G	C8-N9-C1'	8.72	138.34	127.00
85	AA	2089	G	C4-N9-C1'	-8.72	115.17	126.50
35	BB	1483	A	C8-N9-C4	-8.72	102.31	105.80
34	BA	659	U	P-O3'-C3'	8.71	130.16	119.70
85	AA	1163	G	C1'-O4'-C4'	-8.72	102.93	109.90
40	BG	14	G	C5-C6-N1	8.71	115.86	111.50
85	AA	3	U	C2-N1-C1'	8.71	128.16	117.70
85	AA	1260	G	P-O3'-C3'	-8.71	109.24	119.70
85	AA	1900	C	C5'-C4'-C3'	-8.71	102.06	116.00
34	BA	144	C	C2-N3-C4	-8.71	115.54	119.90

Continued on next page...

Continued from previous page...

Mol	Chain	Res	Type	Atoms	Z	Observed(°)	Ideal(°)
34	BA	196	A	C4'-C3'-C2'	8.71	111.31	102.60
34	BA	977	G	C5'-C4'-C3'	-8.71	102.06	116.00
34	BA	1344	G	C1'-O4'-C4'	-8.71	102.93	109.90
34	BA	1657	A	N1-C6-N6	-8.71	113.37	118.60
35	BB	682	U	C2-N3-C4	-8.71	121.77	127.00
35	BB	1453	G	N9-C4-C5	-8.71	101.92	105.40
37	BD	95	G	C5-C6-N1	8.71	115.86	111.50
35	BB	804	U	N1-C2-N3	8.71	120.13	114.90
38	BE	185	G	C4-N9-C1'	-8.71	115.18	126.50
47	BN	44	ARG	NE-CZ-NH1	8.71	124.66	120.30
80	Bu	33	ARG	NE-CZ-NH1	8.71	124.66	120.30
41	BH	119	U	C4'-C3'-C2'	-8.71	93.89	102.60
85	AA	840	A	P-O3'-C3'	-8.71	109.25	119.70
35	BB	1167	C	O4'-C4'-C3'	8.71	113.07	106.10
35	BB	1419	G	C5-C6-O6	-8.71	123.38	128.60
86	AB	49	C	O4'-C1'-N1	8.71	115.17	108.20
34	BA	480	G	C5'-C4'-C3'	-8.71	102.07	116.00
34	BA	1650	G	C3'-C2'-C1'	-8.71	94.53	101.50
37	BD	83	A	C1'-O4'-C4'	-8.71	102.94	109.90
85	AA	1486	G	O4'-C1'-N9	8.71	115.17	108.20
35	BB	1356	G	C5-C6-O6	-8.71	123.38	128.60
38	BE	198	A	N1-C2-N3	-8.71	124.95	129.30
34	BA	1184	A	P-O3'-C3'	8.70	130.14	119.70
34	BA	316	G	C4-N9-C1'	-8.70	115.19	126.50
34	BA	657	C	C6-N1-C2	-8.70	116.82	120.30
35	BB	641	C	C6-N1-C2	-8.70	116.82	120.30
35	BB	839	G	N1-C6-O6	-8.70	114.68	119.90
38	BE	8	G	N3-C4-N9	8.70	131.22	126.00
63	Bd	61	GLU	OE1-CD-OE2	8.70	133.74	123.30
34	BA	1790	U	C2-N3-C4	-8.70	121.78	127.00
62	Bc	13	ARG	N-CA-CB	8.70	126.26	110.60
85	AA	243	A	O5'-P-OP2	8.70	121.14	110.70
34	BA	1478	G	P-O3'-C3'	8.70	130.14	119.70
34	BA	1493	U	O3'-P-O5'	8.70	120.53	104.00
40	BG	35	G	P-O3'-C3'	-8.70	109.26	119.70
40	BG	164	U	C6-N1-C2	-8.70	115.78	121.00
34	BA	508	C	C5'-C4'-O4'	8.70	119.54	109.10
34	BA	564	C	C4-C5-C6	8.70	121.75	117.40
35	BB	842	G	C8-N9-C1'	8.70	138.31	127.00
85	AA	1663	U	O4'-C1'-N1	8.70	115.16	108.20
35	BB	653	G	C4-N9-C1'	-8.70	115.20	126.50
85	AA	977	U	C5'-C4'-C3'	-8.70	102.09	116.00

Continued on next page...

Continued from previous page...

Mol	Chain	Res	Type	Atoms	Z	Observed(°)	Ideal(°)
85	AA	1086	U	O4'-C1'-N1	8.70	115.16	108.20
85	AA	1242	A	C5'-C4'-C3'	-8.70	102.08	116.00
85	AA	2020	C	C2-N1-C1'	8.70	128.37	118.80
40	BG	6	A	C5'-C4'-C3'	8.69	129.91	116.00
85	AA	860	C	O4'-C1'-N1	8.70	115.16	108.20
85	AA	1226	A	O4'-C4'-C3'	-8.69	95.31	104.00
85	AA	1912	U	O4'-C1'-N1	8.69	115.16	108.20
34	BA	538	G	O4'-C1'-N9	8.69	115.16	108.20
34	BA	637	G	C5-C6-O6	8.69	133.81	128.60
34	BA	1286	C	C2-N3-C4	8.69	124.25	119.90
85	AA	1496	U	C2-N3-C4	-8.69	121.79	127.00
34	BA	513	U	C6-N1-C2	-8.69	115.79	121.00
34	BA	1202	G	C1'-O4'-C4'	-8.69	102.95	109.90
65	Bf	167	ARG	NE-CZ-NH1	8.69	124.64	120.30
35	BB	836	U	N3-C4-O4	8.69	125.48	119.40
85	AA	2150	G	O4'-C1'-N9	8.69	115.15	108.20
34	BA	347	A	P-O3'-C3'	8.69	130.12	119.70
34	BA	1693	U	O5'-P-OP2	-8.69	97.88	105.70
34	BA	1743	U	O4'-C1'-N1	8.69	115.15	108.20
35	BB	816	U	C6-N1-C1'	8.69	133.36	121.20
35	BB	1424	G	C5'-C4'-C3'	-8.69	102.10	116.00
39	BF	64	U	C2-N3-C4	-8.69	121.79	127.00
41	BH	95	C	O4'-C1'-N1	8.69	115.15	108.20
85	AA	385	A	C3'-C2'-C1'	-8.69	94.55	101.50
85	AA	1116	G	C5'-C4'-C3'	-8.69	102.10	116.00
34	BA	232	U	P-O3'-C3'	-8.68	109.28	119.70
34	BA	429	G	N9-C4-C5	-8.68	101.93	105.40
85	AA	442	G	C5-C6-N1	8.68	115.84	111.50
85	AA	1812	C	C2-N3-C4	-8.68	115.56	119.90
35	BB	852	G	O5'-P-OP1	-8.68	97.89	105.70
34	BA	94	G	C5'-C4'-C3'	-8.68	102.11	116.00
34	BA	807	U	C6-N1-C2	-8.68	115.79	121.00
34	BA	1735	G	P-O3'-C3'	8.68	130.12	119.70
35	BB	656	A	P-O3'-C3'	-8.68	109.28	119.70
35	BB	1391	G	C5'-C4'-O4'	8.68	119.52	109.10
49	BP	120	ARG	NE-CZ-NH2	-8.68	115.96	120.30
34	BA	259	C	C2-N1-C1'	-8.68	109.26	118.80
34	BA	575	U	C6-N1-C2	-8.68	115.79	121.00
34	BA	1176	C	O5'-C5'-C4'	-8.68	95.21	111.70
34	BA	1658	G	P-O3'-C3'	-8.68	109.29	119.70
85	AA	1900	C	C2-N3-C4	-8.68	115.56	119.90
85	AA	2057	G	C5'-C4'-C3'	-8.68	102.12	116.00

Continued on next page...

Continued from previous page...

Mol	Chain	Res	Type	Atoms	Z	Observed(°)	Ideal(°)
34	BA	1716	A	C1'-O4'-C4'	-8.68	102.96	109.90
85	AA	1832	G	C3'-C2'-C1'	-8.68	94.56	101.50
85	AA	1956	C	P-O5'-C5'	-8.67	107.02	120.90
34	BA	606	G	C5'-C4'-C3'	-8.67	102.12	116.00
35	BB	1146	C	O4'-C1'-N1	8.67	115.14	108.20
39	BF	5	U	C2-N1-C1'	8.67	128.11	117.70
39	BF	11	C	C6-N1-C2	-8.67	116.83	120.30
85	AA	313	A	N1-C2-N3	-8.67	124.97	129.30
85	AA	632	U	P-O3'-C3'	8.67	130.10	119.70
85	AA	796	U	C5'-C4'-C3'	8.67	129.87	116.00
85	AA	709	A	O4'-C1'-N9	8.67	115.14	108.20
85	AA	1661	U	P-O3'-C3'	8.67	130.10	119.70
85	AA	1984	A	N1-C6-N6	8.67	123.80	118.60
2	A1	127	TYR	CA-CB-CG	-8.67	96.93	113.40
34	BA	1072	U	C5-C6-N1	-8.67	118.37	122.70
34	BA	27	G	P-O3'-C3'	-8.67	109.30	119.70
34	BA	678	C	C5-C6-N1	8.67	125.33	121.00
85	AA	357	C	C6-N1-C2	-8.67	116.83	120.30
85	AA	1482	C	P-O3'-C3'	-8.67	109.30	119.70
35	BB	1066	G	C5-C6-O6	-8.67	123.40	128.60
77	Br	312	ARG	NE-CZ-NH1	8.66	124.63	120.30
34	BA	606	G	N1-C2-N2	-8.66	108.40	116.20
35	BB	14	C	P-O3'-C3'	-8.66	109.30	119.70
35	BB	1018	U	C1'-O4'-C4'	-8.66	102.97	109.90
38	BE	127	G	C5'-C4'-C3'	8.66	129.86	116.00
85	AA	671	G	C5'-C4'-C3'	-8.66	102.14	116.00
34	BA	165	C	O4'-C1'-C2'	-8.66	97.14	105.80
34	BA	506	U	O4'-C1'-N1	8.66	115.13	108.20
34	BA	938	C	C4'-C3'-C2'	8.66	111.26	102.60
34	BA	1265	G	C8-N9-C1'	-8.66	115.74	127.00
35	BB	1460	G	N1-C6-O6	8.66	125.10	119.90
36	BC	113	G	N1-C6-O6	8.66	125.10	119.90
85	AA	1441	G	C5-C6-O6	-8.66	123.40	128.60
15	AG	55	ARG	NE-CZ-NH1	8.66	124.63	120.30
34	BA	186	G	P-O3'-C3'	-8.66	109.31	119.70
34	BA	447	U	C2-N1-C1'	-8.66	107.31	117.70
34	BA	1137	U	C5'-C4'-C3'	-8.66	102.15	116.00
35	BB	118	A	N1-C6-N6	8.66	123.80	118.60
38	BE	75	C	P-O5'-C5'	8.66	134.75	120.90
85	AA	414	C	N3-C2-O2	-8.66	115.84	121.90
85	AA	495	G	O4'-C1'-N9	8.66	115.13	108.20
42	BI	19	THR	N-CA-C	8.66	134.37	111.00

Continued on next page...

Continued from previous page...

Mol	Chain	Res	Type	Atoms	Z	Observed(°)	Ideal(°)
85	AA	806	G	O4'-C1'-N9	8.66	115.12	108.20
34	BA	465	A	O4'-C1'-N9	8.65	115.12	108.20
34	BA	877	U	O4'-C1'-N1	8.65	115.12	108.20
85	AA	482	C	P-O3'-C3'	-8.65	109.31	119.70
34	BA	1563	G	C2'-C3'-O3'	8.65	128.54	109.50
34	BA	1568	A	O4'-C1'-N9	8.65	115.12	108.20
35	BB	600	C	O4'-C1'-N1	8.65	115.12	108.20
35	BB	1485	G	O4'-C1'-N9	8.65	115.12	108.20
85	AA	2200	A	P-O3'-C3'	-8.65	109.31	119.70
34	BA	223	U	N3-C2-O2	-8.65	116.14	122.20
34	BA	576	C	P-O5'-C5'	-8.65	107.06	120.90
34	BA	1157	A	P-O3'-C3'	-8.65	109.32	119.70
37	BD	80	G	C5-C6-O6	-8.65	123.41	128.60
34	BA	293	A	O4'-C1'-N9	8.65	115.12	108.20
35	BB	1200	A	O4'-C4'-C3'	-8.65	95.35	104.00
36	BC	51	A	O4'-C1'-N9	8.65	115.12	108.20
37	BD	70	C	C6-N1-C1'	8.65	131.18	120.80
40	BG	145	C	C6-N1-C2	-8.65	116.84	120.30
34	BA	143	A	O5'-C5'-C4'	-8.65	95.27	111.70
35	BB	1226	G	O4'-C1'-C2'	8.65	115.38	107.60
36	BC	156	A	C5-C6-N6	-8.65	116.78	123.70
85	AA	732	G	P-O5'-C5'	-8.65	107.06	120.90
34	BA	348	U	C5'-C4'-C3'	-8.65	102.17	116.00
35	BB	1547	U	C2-N3-C4	-8.65	121.81	127.00
36	BC	7	U	N1-C2-N3	-8.65	109.71	114.90
85	AA	1763	G	P-O5'-C5'	8.65	134.74	120.90
34	BA	1458	A	C5-C6-N6	-8.64	116.78	123.70
34	BA	1730	A	O4'-C4'-C3'	-8.64	95.36	104.00
35	BB	367	C	O4'-C1'-N1	8.64	115.12	108.20
36	BC	123	G	C6-N1-C2	-8.64	119.91	125.10
71	BI	138	ARG	NE-CZ-NH1	8.64	124.62	120.30
85	AA	2062	U	P-O5'-C5'	-8.64	107.07	120.90
85	AA	68	A	C1'-O4'-C4'	-8.64	102.99	109.90
85	AA	904	U	C5'-C4'-C3'	-8.64	102.17	116.00
34	BA	1202	G	C4-N9-C1'	-8.64	115.27	126.50
34	BA	1454	G	N9-C4-C5	-8.64	101.94	105.40
35	BB	1530	U	C2-N1-C1'	-8.64	107.33	117.70
38	BE	204	U	N3-C2-O2	-8.64	116.15	122.20
40	BG	21	C	O4'-C1'-C2'	-8.64	97.16	105.80
34	BA	1537	G	C5'-C4'-C3'	-8.64	102.18	116.00
34	BA	1822	U	P-O3'-C3'	-8.64	109.33	119.70
35	BB	516	G	P-O3'-C3'	8.64	130.07	119.70

Continued on next page...

Continued from previous page...

Mol	Chain	Res	Type	Atoms	Z	Observed(°)	Ideal(°)
35	BB	528	G	C4-N9-C1'	-8.64	115.27	126.50
85	AA	239	G	P-O3'-C3'	-8.64	109.34	119.70
85	AA	1375	U	P-O3'-C3'	8.64	130.06	119.70
34	BA	387	A	P-O5'-C5'	8.64	134.72	120.90
35	BB	396	C	O4'-C1'-N1	8.63	115.11	108.20
35	BB	1181	A	C8-N9-C4	8.63	109.25	105.80
37	BD	35	C	O4'-C1'-N1	8.63	115.11	108.20
85	AA	802	A	O5'-P-OP2	-8.63	97.93	105.70
85	AA	1275	A	N1-C6-N6	-8.64	113.42	118.60
34	BA	479	U	C2-N3-C4	-8.63	121.82	127.00
34	BA	743	A	C5-C6-N1	-8.63	113.38	117.70
34	BA	1586	U	O4'-C1'-N1	8.63	115.10	108.20
34	BA	1702	G	P-O3'-C3'	-8.63	109.34	119.70
37	BD	79	G	C5-C6-O6	-8.63	123.42	128.60
38	BE	111	C	C5'-C4'-C3'	-8.63	102.19	116.00
83	Bx	49	ILE	C-N-CA	8.63	140.43	122.30
85	AA	931	G	C5-C6-O6	-8.63	123.42	128.60
67	Bh	150	ARG	NE-CZ-NH1	8.63	124.61	120.30
85	AA	1099	U	C6-N1-C2	-8.63	115.82	121.00
35	BB	571	C	O4'-C1'-N1	8.63	115.10	108.20
40	BG	166	C	N3-C4-N4	-8.63	111.96	118.00
34	BA	818	G	C5'-C4'-C3'	8.63	129.80	116.00
85	AA	690	G	N3-C2-N2	8.63	125.94	119.90
35	BB	1224	C	P-O3'-C3'	-8.62	109.35	119.70
38	BE	126	G	C4'-C3'-C2'	-8.62	93.98	102.60
85	AA	435	A	C5'-C4'-O4'	8.62	119.45	109.10
34	BA	9	A	C5'-C4'-C3'	-8.62	102.21	116.00
34	BA	244	A	C5'-C4'-C3'	-8.62	102.21	116.00
34	BA	853	A	P-O5'-C5'	8.62	134.69	120.90
34	BA	1618	A	C1'-O4'-C4'	-8.62	103.00	109.90
34	BA	1659	G	C5'-C4'-C3'	-8.62	102.20	116.00
85	AA	877	G	C6-N1-C2	-8.62	119.93	125.10
5	A4	188	PHE	CB-CG-CD1	-8.62	114.77	120.80
34	BA	740	A	C5-C6-N1	8.62	122.01	117.70
35	BB	1065	G	C5-C6-O6	-8.62	123.43	128.60
49	BP	17	ARG	NE-CZ-NH2	-8.62	115.99	120.30
60	Ba	60	SER	N-CA-CB	8.62	123.43	110.50
12	AD	17	PHE	CB-CG-CD1	8.62	126.83	120.80
34	BA	637	G	N1-C6-O6	-8.62	114.73	119.90
34	BA	673	U	P-O3'-C3'	8.62	130.04	119.70
34	BA	788	C	O4'-C1'-N1	8.62	115.09	108.20
34	BA	1011	G	C5-C6-O6	-8.62	123.43	128.60

Continued on next page...

Continued from previous page...

Mol	Chain	Res	Type	Atoms	Z	Observed(°)	Ideal(°)
35	BB	895	U	C6-N1-C2	-8.62	115.83	121.00
41	BH	63	G	C4-N9-C1'	8.62	137.70	126.50
85	AA	1991	C	P-O5'-C5'	8.62	134.69	120.90
34	BA	11	U	C2-N3-C4	-8.62	121.83	127.00
34	BA	168	U	N3-C2-O2	-8.61	116.17	122.20
34	BA	1487	U	C2-N3-C4	-8.61	121.83	127.00
35	BB	323	C	O4'-C1'-N1	8.62	115.09	108.20
35	BB	1087	A	O3'-P-O5'	8.61	120.37	104.00
40	BG	10	U	C1'-O4'-C4'	-8.62	103.01	109.90
85	AA	1282	A	C4-N9-C1'	-8.62	110.79	126.30
85	AA	243	A	O5'-C5'-C4'	8.61	128.07	111.70
34	BA	180	G	P-O3'-C3'	-8.61	109.36	119.70
34	BA	1211	G	N7-C8-N9	8.61	117.41	113.10
34	BA	596	G	P-O3'-C3'	8.61	130.03	119.70
35	BB	96	A	C5-C6-N6	-8.61	116.81	123.70
35	BB	587	A	N9-C1'-C2'	-8.61	102.53	112.00
41	BH	58	C	C6-N1-C1'	8.61	131.13	120.80
85	AA	1128	G	N1-C6-O6	-8.61	114.73	119.90
85	AA	2161	C	C6-N1-C2	-8.61	116.86	120.30
85	AA	1174	G	C5-C6-O6	-8.61	123.43	128.60
34	BA	866	C	N3-C4-N4	8.61	124.03	118.00
34	BA	1556	A	C8-N9-C4	8.61	109.24	105.80
35	BB	26	C	C2-N3-C4	-8.61	115.60	119.90
35	BB	899	C	O4'-C1'-N1	8.61	115.09	108.20
40	BG	2	U	C3'-C2'-C1'	-8.61	94.61	101.50
41	BH	34	G	C8-N9-C4	-8.61	102.96	106.40
85	AA	1266	C	O4'-C1'-N1	8.61	115.09	108.20
85	AA	2215	C	C6-N1-C1'	8.61	131.13	120.80
34	BA	640	U	O4'-C1'-N1	8.61	115.09	108.20
34	BA	502	U	C1'-O4'-C4'	-8.61	103.02	109.90
34	BA	784	C	C4'-C3'-C2'	8.61	111.21	102.60
38	BE	129	G	O4'-C1'-C2'	-8.61	97.19	105.80
85	AA	1833	C	C6-N1-C2	-8.61	116.86	120.30
34	BA	134	U	C2-N3-C4	-8.60	121.84	127.00
34	BA	494	A	C8-N9-C4	8.60	109.24	105.80
35	BB	39	C	C3'-C2'-C1'	-8.60	94.62	101.50
36	BC	17	U	N3-C2-O2	8.60	128.22	122.20
40	BG	31	G	C6-N1-C2	-8.60	119.94	125.10
34	BA	3	G	C1'-O4'-C4'	-8.60	103.02	109.90
34	BA	417	A	C8-N9-C4	8.60	109.24	105.80
35	BB	652	G	C5'-C4'-C3'	-8.60	102.23	116.00
35	BB	1453	G	C4-C5-C6	-8.60	113.64	118.80

Continued on next page...

Continued from previous page...

Mol	Chain	Res	Type	Atoms	Z	Observed(°)	Ideal(°)
39	BF	19	A	C4'-C3'-C2'	8.60	111.20	102.60
84	By	47	ASN	CB-CA-C	8.60	127.60	110.40
85	AA	1117	G	C4-N9-C1'	-8.60	115.32	126.50
34	BA	373	G	C4-N9-C1'	-8.60	115.32	126.50
34	BA	594	G	C8-N9-C1'	-8.60	115.82	127.00
34	BA	1433	U	O4'-C1'-C2'	8.60	115.34	107.60
35	BB	1441	C	C2-N1-C1'	8.60	128.26	118.80
36	BC	147	G	P-O5'-C5'	8.60	134.66	120.90
85	AA	1117	G	C8-N9-C1'	8.60	138.18	127.00
38	BE	11	A	N1-C6-N6	-8.60	113.44	118.60
35	BB	41	A	C5'-C4'-C3'	-8.60	102.25	116.00
35	BB	433	C	P-O3'-C3'	8.60	130.01	119.70
35	BB	762	C	C5-C4-N4	-8.60	114.18	120.20
85	AA	168	A	C8-N9-C4	-8.60	102.36	105.80
85	AA	787	U	C6-N1-C1'	-8.60	109.17	121.20
85	AA	1869	U	P-O5'-C5'	8.60	134.65	120.90
34	BA	837	U	P-O3'-C3'	8.59	130.01	119.70
35	BB	1061	G	N1-C6-O6	-8.59	114.75	119.90
40	BG	24	A	C2-N3-C4	-8.59	106.30	110.60
85	AA	719	C	O4'-C1'-N1	8.59	115.08	108.20
85	AA	858	G	C8-N9-C1'	8.59	138.17	127.00
50	BQ	221	ARG	NE-CZ-NH1	8.59	124.60	120.30
34	BA	527	C	C5'-C4'-C3'	-8.59	102.25	116.00
34	BA	991	U	N3-C2-O2	-8.59	116.19	122.20
85	AA	1190	G	C5-C6-O6	-8.59	123.45	128.60
11	AC	222	ARG	NE-CZ-NH2	-8.59	116.00	120.30
34	BA	489	A	P-O5'-C5'	8.59	134.64	120.90
40	BG	71	C	C2-N3-C4	-8.59	115.61	119.90
47	BN	187	TYR	CA-CB-CG	8.59	129.72	113.40
51	BR	23	ARG	NE-CZ-NH1	8.59	124.59	120.30
54	BU	20	ARG	NE-CZ-NH1	8.59	124.59	120.30
85	AA	1098	C	P-O5'-C5'	-8.59	107.16	120.90
85	AA	2033	C	P-O3'-C3'	-8.59	109.39	119.70
85	AA	2139	G	C5-C6-O6	-8.59	123.45	128.60
34	BA	384	U	C3'-C2'-C1'	-8.59	94.63	101.50
36	BC	114	C	C5'-C4'-C3'	-8.59	102.26	116.00
85	AA	1990	U	O4'-C1'-N1	8.59	115.07	108.20
34	BA	1290	A	O4'-C1'-N9	8.59	115.07	108.20
38	BE	127	G	C8-N9-C1'	8.59	138.16	127.00
39	BF	5	U	N3-C2-O2	-8.59	116.19	122.20
40	BG	110	U	P-O3'-C3'	-8.59	109.40	119.70
85	AA	983	A	N1-C6-N6	8.59	123.75	118.60

Continued on next page...

Continued from previous page...

Mol	Chain	Res	Type	Atoms	Z	Observed(°)	Ideal(°)
34	BA	245	U	C2-N3-C4	-8.58	121.85	127.00
34	BA	864	G	C2-N3-C4	8.58	116.19	111.90
36	BC	167	U	P-O3'-C3'	8.58	130.00	119.70
60	Ba	35	ARG	NE-CZ-NH1	8.58	124.59	120.30
34	BA	206	C	O4'-C1'-N1	8.58	115.06	108.20
34	BA	748	C	C5'-C4'-C3'	-8.58	102.27	116.00
85	AA	210	G	C5-C6-N1	8.58	115.79	111.50
85	AA	1458	G	N3-C4-C5	-8.58	124.31	128.60
34	BA	895	U	P-O3'-C3'	8.58	129.99	119.70
34	BA	1783	C	O4'-C1'-N1	8.58	115.06	108.20
35	BB	96	A	N1-C6-N6	8.58	123.75	118.60
34	BA	53	G	C8-N9-C4	8.58	109.83	106.40
34	BA	208	A	O4'-C1'-N9	8.58	115.06	108.20
35	BB	964	G	O4'-C1'-N9	8.58	115.06	108.20
85	AA	252	G	C6-N1-C2	-8.58	119.95	125.10
85	AA	656	U	O5'-P-OP2	-8.58	97.98	105.70
35	BB	1457	A	P-O3'-C3'	-8.57	109.41	119.70
85	AA	964	C	C5'-C4'-O4'	8.57	119.39	109.10
85	AA	42	G	C5-C6-O6	-8.57	123.46	128.60
85	AA	1358	A	P-O3'-C3'	8.57	129.99	119.70
85	AA	1674	G	C4'-C3'-C2'	8.57	111.17	102.60
20	AL	81	ARG	NE-CZ-NH2	-8.57	116.01	120.30
34	BA	197	A	P-O3'-C3'	-8.57	109.42	119.70
34	BA	739	A	C2'-C3'-O3'	8.57	128.36	109.50
35	BB	62	C	O3'-P-O5'	8.57	120.29	104.00
37	BD	52	U	C5'-C4'-C3'	-8.57	102.28	116.00
34	BA	819	G	N9-C1'-C2'	-8.57	102.57	112.00
35	BB	957	A	O4'-C1'-N9	8.57	115.06	108.20
85	AA	1389	G	P-O3'-C3'	8.57	129.99	119.70
37	BD	102	C	C1'-O4'-C4'	-8.57	103.05	109.90
40	BG	112	C	C5'-C4'-C3'	-8.57	102.29	116.00
85	AA	183	C	O4'-C1'-N1	8.57	115.06	108.20
85	AA	687	G	C6-N1-C2	-8.57	119.96	125.10
85	AA	743	C	O3'-P-O5'	8.57	120.28	104.00
85	AA	1371	C	C5'-C4'-C3'	8.57	129.71	116.00
34	BA	1649	A	C4-C5-C6	-8.57	112.72	117.00
35	BB	1488	G	C4-N9-C1'	-8.57	115.36	126.50
34	BA	373	G	P-O5'-C5'	-8.57	107.19	120.90
34	BA	550	U	O5'-P-OP2	-8.57	97.99	105.70
35	BB	65	A	C5'-C4'-C3'	8.57	129.71	116.00
77	Br	181	ARG	NE-CZ-NH1	8.57	124.58	120.30
85	AA	1290	G	N1-C6-O6	8.57	125.04	119.90

Continued on next page...

Continued from previous page...

Mol	Chain	Res	Type	Atoms	Z	Observed(°)	Ideal(°)
35	BB	34	G	P-O3'-C3'	-8.56	109.42	119.70
34	BA	920	U	O4'-C1'-N1	8.56	115.05	108.20
35	BB	125	G	C3'-C2'-C1'	-8.56	94.65	101.50
35	BB	812	G	C8-N9-C1'	8.56	138.13	127.00
35	BB	1397	G	N1-C6-O6	-8.56	114.76	119.90
35	BB	34	G	C5'-C4'-C3'	-8.56	102.31	116.00
35	BB	788	U	C2-N1-C1'	-8.56	107.43	117.70
35	BB	1204	C	O4'-C1'-N1	8.56	115.05	108.20
41	BH	105	U	C6-N1-C2	-8.56	115.86	121.00
44	BK	3	ARG	NE-CZ-NH1	8.56	124.58	120.30
85	AA	79	G	C4-N9-C1'	-8.56	115.38	126.50
85	AA	771	A	C5'-C4'-C3'	-8.56	102.31	116.00
34	BA	662	U	P-O3'-C3'	-8.56	109.43	119.70
35	BB	1416	A	C4'-C3'-C2'	8.56	111.16	102.60
85	AA	532	G	C4-N9-C1'	-8.56	115.38	126.50
85	AA	1175	A	O4'-C1'-N9	8.55	115.04	108.20
35	BB	845	C	C2-N1-C1'	-8.55	109.39	118.80
62	Bc	127	ARG	CD-NE-CZ	-8.55	111.63	123.60
85	AA	2064	A	C5-C6-N6	8.55	130.54	123.70
85	AA	2212	U	C5'-C4'-C3'	-8.55	102.31	116.00
35	BB	106	A	N1-C6-N6	8.55	123.73	118.60
41	BH	73	A	N1-C2-N3	-8.55	125.02	129.30
2	A1	186	ARG	NE-CZ-NH1	8.55	124.58	120.30
34	BA	609	G	N9-C1'-C2'	-8.55	102.59	112.00
35	BB	1308	G	C5-C6-O6	-8.55	123.47	128.60
35	BB	1485	G	C8-N9-C1'	8.55	138.12	127.00
41	BH	38	G	C4'-C3'-C2'	8.55	111.15	102.60
85	AA	581	A	C5'-C4'-C3'	-8.55	102.32	116.00
35	BB	709	G	C4'-C3'-C2'	8.55	111.15	102.60
36	BC	108	A	C1'-O4'-C4'	-8.55	103.06	109.90
85	AA	80	G	C4-N9-C1'	-8.55	115.39	126.50
85	AA	2112	G	P-O3'-C3'	-8.55	109.44	119.70
35	BB	1391	G	C5-C6-O6	-8.55	123.47	128.60
41	BH	101	A	C2-N3-C4	8.55	114.87	110.60
6	A5	7	ARG	NE-CZ-NH1	8.54	124.57	120.30
35	BB	778	A	C1'-O4'-C4'	-8.54	103.06	109.90
35	BB	818	U	N3-C2-O2	-8.54	116.22	122.20
35	BB	1487	G	C5-C6-O6	-8.54	123.47	128.60
53	BT	181	ARG	NE-CZ-NH1	8.54	124.57	120.30
85	AA	970	U	C4'-C3'-C2'	-8.54	94.06	102.60
34	BA	871	G	C2-N3-C4	-8.54	107.63	111.90
35	BB	782	A	C5-C6-N6	-8.54	116.86	123.70

Continued on next page...

Continued from previous page...

Mol	Chain	Res	Type	Atoms	Z	Observed(°)	Ideal(°)
35	BB	657	A	O5'-P-OP1	-8.54	98.01	105.70
85	AA	375	C	C6-N1-C2	-8.54	116.88	120.30
85	AA	1576	G	P-O3'-C3'	8.54	129.95	119.70
85	AA	1863	A	N1-C6-N6	-8.54	113.47	118.60
34	BA	610	A	C5-C6-N6	-8.54	116.87	123.70
35	BB	1497	C	O4'-C1'-N1	8.54	115.03	108.20
37	BD	67	C	C6-N1-C2	-8.54	116.88	120.30
40	BG	146	C	P-O3'-C3'	8.54	129.95	119.70
85	AA	865	G	N1-C6-O6	8.54	125.02	119.90
85	AA	1137	C	P-O3'-C3'	8.54	129.94	119.70
85	AA	2108	C	O4'-C1'-N1	8.54	115.03	108.20
85	AA	2242	U	P-O3'-C3'	8.54	129.95	119.70
27	AT	83	TYR	CB-CG-CD1	8.54	126.12	121.00
34	BA	239	C	C2-N3-C4	-8.54	115.63	119.90
34	BA	1202	G	N3-C2-N2	8.54	125.88	119.90
34	BA	1451	A	P-O3'-C3'	-8.54	109.46	119.70
35	BB	128	C	C2-N1-C1'	8.54	128.19	118.80
35	BB	1357	C	C2-N1-C1'	8.53	128.19	118.80
41	BH	66	G	C4-N9-C1'	-8.54	115.40	126.50
41	BH	100	A	C2-N3-C4	8.53	114.87	110.60
85	AA	1	G	P-O3'-C3'	-8.54	109.46	119.70
85	AA	765	U	O4'-C1'-N1	8.54	115.03	108.20
85	AA	1441	G	N3-C2-N2	-8.53	113.93	119.90
85	AA	1974	C	C2-N1-C1'	8.54	128.19	118.80
1	A0	30	TYR	CB-CG-CD1	-8.53	115.88	121.00
14	AF	97	ARG	NE-CZ-NH1	8.53	124.57	120.30
34	BA	71	G	P-O3'-C3'	8.53	129.94	119.70
34	BA	310	C	P-O5'-C5'	8.53	134.55	120.90
34	BA	1222	C	C2-N3-C4	-8.53	115.63	119.90
34	BA	1811	A	P-O5'-C5'	8.53	134.55	120.90
35	BB	333	C	O4'-C1'-N1	8.53	115.03	108.20
36	BC	13	U	P-O3'-C3'	8.53	129.94	119.70
37	BD	20	C	P-O3'-C3'	8.53	129.94	119.70
37	BD	59	G	C5'-C4'-C3'	-8.53	102.35	116.00
38	BE	168	C	C6-N1-C1'	8.53	131.04	120.80
85	AA	741	G	N3-C2-N2	8.53	125.87	119.90
85	AA	1864	G	C5-C6-O6	-8.53	123.48	128.60
37	BD	107	G	C8-N9-C1'	8.53	138.09	127.00
31	AX	193	MET	CG-SD-CE	-8.53	86.56	100.20
77	Br	120	ARG	NE-CZ-NH2	-8.53	116.04	120.30
85	AA	516	G	P-O5'-C5'	-8.53	107.25	120.90
85	AA	1573	A	P-O5'-C5'	8.53	134.54	120.90

Continued on next page...

Continued from previous page...

Mol	Chain	Res	Type	Atoms	Z	Observed(°)	Ideal(°)
85	AA	1872	G	P-O3'-C3'	-8.53	109.47	119.70
85	AA	2070	C	C5'-C4'-C3'	-8.53	102.36	116.00
2	A1	143	ARG	NE-CZ-NH1	8.53	124.56	120.30
34	BA	14	G	C5-C6-O6	-8.53	123.48	128.60
57	BX	95	MET	CG-SD-CE	-8.53	86.56	100.20
85	AA	247	G	C5-C6-O6	-8.53	123.48	128.60
34	BA	401	A	C5-C6-N6	8.52	130.52	123.70
34	BA	1468	U	N3-C2-O2	-8.52	116.23	122.20
35	BB	444	U	C5'-C4'-C3'	8.52	129.64	116.00
35	BB	959	C	C6-N1-C2	-8.52	116.89	120.30
85	AA	1731	G	O3'-P-O5'	-8.52	87.81	104.00
85	AA	1830	U	C5'-C4'-C3'	-8.52	102.36	116.00
34	BA	921	G	P-O3'-C3'	-8.52	109.47	119.70
77	Br	43	MET	CG-SD-CE	-8.52	86.56	100.20
85	AA	1625	C	O4'-C1'-N1	8.52	115.02	108.20
34	BA	469	C	O4'-C1'-N1	8.52	115.01	108.20
35	BB	1227	G	O4'-C1'-N9	8.52	115.01	108.20
35	BB	1356	G	C6-N1-C2	-8.52	119.99	125.10
36	BC	121	G	O3'-P-O5'	-8.52	87.82	104.00
85	AA	339	A	C4-N9-C1'	-8.52	110.97	126.30
85	AA	1122	U	C2-N1-C1'	-8.52	107.48	117.70
34	BA	410	G	O3'-P-O5'	-8.51	87.82	104.00
34	BA	911	G	N1-C6-O6	-8.51	114.79	119.90
34	BA	1284	G	N1-C6-O6	-8.51	114.79	119.90
34	BA	1454	G	C6-C5-N7	-8.51	125.29	130.40
35	BB	512	C	C6-N1-C2	-8.51	116.89	120.30
35	BB	1284	U	N3-C2-O2	-8.51	116.24	122.20
36	BC	88	A	C1'-O4'-C4'	-8.51	103.09	109.90
85	AA	942	A	O5'-C5'-C4'	8.51	127.87	111.70
85	AA	1505	G	C6-N1-C2	-8.51	119.99	125.10
85	AA	1644	G	P-O5'-C5'	8.51	134.52	120.90
85	AA	15	U	N3-C2-O2	-8.51	116.24	122.20
85	AA	877	G	O4'-C1'-N9	8.51	115.01	108.20
34	BA	232	U	O4'-C4'-C3'	-8.51	95.49	104.00
36	BC	140	U	C2-N3-C4	-8.51	121.89	127.00
85	AA	28	A	C5'-C4'-C3'	8.51	129.61	116.00
41	BH	50	A	C8-N9-C4	-8.51	102.40	105.80
85	AA	567	G	O3'-P-O5'	-8.51	87.84	104.00
85	AA	819	G	N9-C1'-C2'	-8.51	102.64	112.00
85	AA	925	G	C8-N9-C1'	8.51	138.06	127.00
85	AA	1229	G	C3'-C2'-C1'	-8.51	94.69	101.50
34	BA	626	G	O4'-C1'-N9	8.51	115.00	108.20

Continued on next page...

Continued from previous page...

Mol	Chain	Res	Type	Atoms	Z	Observed(°)	Ideal(°)
41	BH	49	C	C2-N1-C1'	8.51	128.16	118.80
85	AA	1350	A	P-O3'-C3'	8.51	129.91	119.70
6	A5	31	ARG	NE-CZ-NH2	-8.50	116.05	120.30
34	BA	431	A	N1-C6-N6	8.50	123.70	118.60
34	BA	867	C	N3-C4-C5	8.50	125.30	121.90
34	BA	944	G	P-O3'-C3'	8.50	129.90	119.70
35	BB	1141	A	C5'-C4'-O4'	8.50	119.30	109.10
85	AA	89	C	O4'-C1'-N1	8.50	115.00	108.20
85	AA	1345	C	P-O3'-C3'	8.50	129.90	119.70
85	AA	2054	G	C5'-C4'-C3'	-8.50	102.40	116.00
34	BA	228	A	C8-N9-C4	-8.50	102.40	105.80
34	BA	243	C	O4'-C1'-N1	8.50	115.00	108.20
34	BA	1202	G	P-O3'-C3'	-8.50	109.50	119.70
34	BA	1307	U	C6-N1-C2	-8.50	115.90	121.00
35	BB	1243	A	C8-N9-C4	8.50	109.20	105.80
35	BB	1475	U	C4'-C3'-C2'	-8.50	94.10	102.60
34	BA	254	U	N1-C2-O2	8.50	128.75	122.80
34	BA	548	G	C5'-C4'-O4'	-8.50	98.90	109.10
34	BA	605	G	N3-C4-N9	8.50	131.10	126.00
34	BA	684	G	O3'-P-O5'	8.50	120.14	104.00
34	BA	1283	U	C3'-C2'-C1'	-8.50	94.70	101.50
34	BA	1673	G	N3-C2-N2	8.50	125.85	119.90
34	BA	1844	U	O4'-C1'-N1	8.50	115.00	108.20
35	BB	1291	G	N3-C2-N2	8.50	125.85	119.90
58	BY	11	PHE	CB-CG-CD1	8.50	126.75	120.80
38	BE	175	U	C4'-C3'-O3'	8.50	129.99	113.00
41	BH	54	U	N3-C2-O2	-8.50	116.25	122.20
34	BA	129	U	C5'-C4'-C3'	8.49	129.59	116.00
34	BA	1081	U	P-O5'-C5'	8.49	134.49	120.90
35	BB	1479	C	O4'-C1'-N1	8.49	114.99	108.20
65	Bf	165	PHE	CB-CG-CD2	-8.49	114.86	120.80
85	AA	392	G	O4'-C1'-C2'	8.49	115.24	107.60
85	AA	736	U	C2-N1-C1'	-8.49	107.51	117.70
85	AA	2129	U	O4'-C1'-N1	8.49	114.99	108.20
34	BA	80	U	P-O3'-C3'	8.49	129.89	119.70
34	BA	1250	C	P-O3'-C3'	8.49	129.89	119.70
40	BG	16	G	N3-C4-C5	-8.49	124.36	128.60
85	AA	412	G	C5'-C4'-C3'	-8.49	102.42	116.00
20	AL	29	TYR	CA-CB-CG	8.49	129.53	113.40
34	BA	202	A	O5'-C5'-C4'	-8.49	95.58	111.70
34	BA	952	G	C4-N9-C1'	-8.49	115.47	126.50
34	BA	1301	G	C5-C6-O6	-8.49	123.51	128.60

Continued on next page...

Continued from previous page...

Mol	Chain	Res	Type	Atoms	Z	Observed(°)	Ideal(°)
35	BB	137	A	P-O3'-C3'	8.49	129.88	119.70
78	Bs	52	ARG	NE-CZ-NH1	8.49	124.54	120.30
83	Bx	51	ARG	N-CA-C	8.49	133.92	111.00
85	AA	122	A	C5'-C4'-C3'	8.49	129.58	116.00
85	AA	1581	C	P-O3'-C3'	-8.49	109.52	119.70
85	AA	1974	C	C6-N1-C2	-8.49	116.91	120.30
34	BA	251	U	O3'-P-O5'	-8.48	87.88	104.00
34	BA	1610	A	P-O3'-C3'	-8.48	109.52	119.70
35	BB	1486	C	C6-N1-C2	-8.48	116.91	120.30
86	AB	55	U	O4'-C1'-N1	8.48	114.99	108.20
34	BA	174	A	C6-C5-N7	-8.48	126.36	132.30
34	BA	481	A	N3-C4-N9	-8.48	120.61	127.40
34	BA	1119	A	C5'-C4'-C3'	-8.48	102.43	116.00
40	BG	148	C	O4'-C4'-C3'	8.48	112.89	106.10
85	AA	511	A	P-O3'-C3'	-8.48	109.52	119.70
85	AA	1788	U	O4'-C1'-N1	8.48	114.99	108.20
34	BA	874	G	O5'-P-OP1	8.48	120.88	110.70
35	BB	687	C	P-O5'-C5'	8.48	134.47	120.90
35	BB	847	U	C1'-O4'-C4'	8.48	116.69	109.90
41	BH	74	G	O5'-P-OP1	8.48	120.88	110.70
85	AA	579	U	P-O5'-C5'	-8.48	107.33	120.90
27	AT	67	PHE	CB-CG-CD2	8.48	126.73	120.80
21	AM	133	ARG	NE-CZ-NH1	8.48	124.54	120.30
34	BA	269	G	C5'-C4'-O4'	8.48	119.27	109.10
34	BA	815	C	O4'-C1'-N1	8.48	114.98	108.20
34	BA	894	G	N9-C4-C5	-8.48	102.01	105.40
34	BA	1707	C	C5-C4-N4	8.48	126.13	120.20
35	BB	1130	U	C2-N1-C1'	-8.48	107.53	117.70
85	AA	767	A	P-O3'-C3'	8.48	129.87	119.70
34	BA	1354	G	C5-C6-O6	-8.47	123.52	128.60
35	BB	41	A	C6-N1-C2	-8.47	113.52	118.60
35	BB	381	C	P-O3'-C3'	8.47	129.87	119.70
35	BB	1547	U	O4'-C1'-N1	8.47	114.98	108.20
38	BE	10	G	C5'-C4'-C3'	-8.47	102.44	116.00
85	AA	1897	A	C6-N1-C2	-8.47	113.52	118.60
85	AA	2188	C	C4'-C3'-C2'	8.47	111.07	102.60
35	BB	847	U	P-O5'-C5'	8.47	134.46	120.90
34	BA	1721	U	O4'-C4'-C3'	-8.47	95.53	104.00
35	BB	524	C	C2-N1-C1'	8.47	128.12	118.80
36	BC	95	A	P-O3'-C3'	-8.47	109.53	119.70
37	BD	92	G	C5-C6-N1	8.47	115.74	111.50
37	BD	106	G	C5'-C4'-C3'	-8.47	102.45	116.00

Continued on next page...

Continued from previous page...

Mol	Chain	Res	Type	Atoms	Z	Observed(°)	Ideal(°)
39	BF	9	C	C1'-O4'-C4'	-8.47	103.12	109.90
85	AA	889	G	C8-N9-C4	-8.47	103.01	106.40
85	AA	1116	G	C5-C6-O6	8.47	133.68	128.60
36	BC	124	A	C4-N9-C1'	8.47	141.54	126.30
85	AA	1491	G	O4'-C1'-N9	8.47	114.97	108.20
35	BB	1027	U	C6-N1-C2	-8.47	115.92	121.00
38	BE	141	A	P-O3'-C3'	-8.47	109.54	119.70
40	BG	104	A	C8-N9-C4	-8.47	102.41	105.80
85	AA	1255	C	C3'-C2'-C1'	-8.47	94.72	101.50
39	BF	60	C	P-O5'-C5'	8.47	134.45	120.90
41	BH	125	U	P-O3'-C3'	-8.47	109.54	119.70
34	BA	250	G	C5'-C4'-O4'	8.47	119.26	109.10
34	BA	596	G	N1-C6-O6	8.46	124.98	119.90
85	AA	234	G	N1-C6-O6	8.47	124.98	119.90
34	BA	1571	C	P-O3'-C3'	8.46	129.86	119.70
35	BB	999	G	N9-C1'-C2'	-8.46	102.69	112.00
37	BD	20	C	C6-N1-C2	-8.46	116.91	120.30
34	BA	558	C	O5'-P-OP1	-8.46	98.08	105.70
34	BA	892	C	N3-C2-O2	-8.46	115.98	121.90
35	BB	585	U	C2-N3-C4	-8.46	121.92	127.00
85	AA	2060	G	C4-N9-C1'	-8.46	115.50	126.50
34	BA	110	C	C6-N1-C2	-8.46	116.92	120.30
34	BA	185	A	N1-C6-N6	8.46	123.68	118.60
35	BB	1025	A	P-O3'-C3'	8.46	129.85	119.70
36	BC	39	G	P-O5'-C5'	8.46	134.44	120.90
65	Bf	463	ARG	NE-CZ-NH2	-8.46	116.07	120.30
85	AA	251	A	C2'-C3'-O3'	8.46	128.11	109.50
85	AA	347	U	P-O5'-C5'	-8.46	107.36	120.90
34	BA	621	G	C8-N9-C1'	8.46	138.00	127.00
38	BE	129	G	C5'-C4'-O4'	8.46	119.25	109.10
85	AA	1056	C	C2-N1-C1'	8.46	128.10	118.80
35	BB	65	A	O4'-C1'-N9	8.46	114.97	108.20
50	BQ	221	ARG	NE-CZ-NH2	-8.46	116.07	120.30
58	BY	21	TYR	CB-CG-CD2	-8.46	115.93	121.00
85	AA	495	G	C1'-O4'-C4'	-8.46	103.13	109.90
85	AA	737	G	C4-N9-C1'	8.46	137.49	126.50
34	BA	736	G	C1'-O4'-C4'	-8.46	103.14	109.90
34	BA	892	C	N3-C4-N4	-8.46	112.08	118.00
35	BB	792	G	C5-C6-O6	-8.46	123.53	128.60
35	BB	1431	G	N1-C6-O6	-8.45	114.83	119.90
35	BB	1482	A	C4'-C3'-C2'	-8.46	94.14	102.60
40	BG	118	U	C5-C6-N1	-8.45	118.47	122.70

Continued on next page...

Continued from previous page...

Mol	Chain	Res	Type	Atoms	Z	Observed(°)	Ideal(°)
34	BA	270	U	C1'-O4'-C4'	-8.45	103.14	109.90
34	BA	331	G	C5-C6-O6	8.45	133.67	128.60
34	BA	486	G	O3'-P-O5'	8.45	120.06	104.00
34	BA	1088	G	C5-C6-O6	-8.45	123.53	128.60
34	BA	1116	G	P-O3'-C3'	8.45	129.84	119.70
41	BH	14	C	C2-N1-C1'	8.45	128.10	118.80
85	AA	1133	C	C5'-C4'-O4'	8.45	119.24	109.10
34	BA	1488	C	C5'-C4'-C3'	8.45	129.52	116.00
85	AA	1997	G	C5'-C4'-C3'	8.45	129.52	116.00
34	BA	888	G	C1'-O4'-C4'	-8.45	103.14	109.90
34	BA	1661	U	O4'-C1'-C2'	-8.45	97.35	105.80
34	BA	1835	A	O4'-C1'-N9	8.45	114.96	108.20
85	AA	900	G	P-O5'-C5'	8.45	134.42	120.90
85	AA	1996	A	C6-N1-C2	8.45	123.67	118.60
34	BA	468	A	O3'-P-O5'	-8.45	87.95	104.00
34	BA	502	U	C2-N3-C4	-8.45	121.93	127.00
34	BA	782	C	C2-N3-C4	-8.45	115.68	119.90
34	BA	992	A	P-O3'-C3'	-8.45	109.56	119.70
37	BD	72	U	P-O3'-C3'	8.45	129.84	119.70
85	AA	423	G	P-O3'-C3'	-8.45	109.56	119.70
85	AA	569	A	C4-N9-C1'	-8.45	111.10	126.30
35	BB	847	U	O4'-C4'-C3'	-8.44	95.56	104.00
35	BB	1141	A	O5'-C5'-C4'	8.45	127.75	111.70
38	BE	67	A	P-O3'-C3'	-8.44	109.57	119.70
85	AA	1719	C	C5'-C4'-O4'	8.44	119.23	109.10
86	AB	19	G	C5'-C4'-C3'	-8.44	102.49	116.00
34	BA	881	C	N3-C2-O2	-8.44	115.99	121.90
39	BF	37	C	C6-N1-C2	-8.44	116.92	120.30
58	BY	11	PHE	CB-CG-CD2	-8.44	114.89	120.80
85	AA	65	A	O4'-C1'-N9	8.44	114.95	108.20
34	BA	1592	U	P-O3'-C3'	-8.44	109.58	119.70
39	BF	46	G	C8-N9-C1'	8.44	137.97	127.00
85	AA	839	C	O4'-C1'-N1	8.44	114.95	108.20
85	AA	1162	A	C5'-C4'-O4'	8.44	119.22	109.10
85	AA	1715	C	C5'-C4'-C3'	-8.44	102.50	116.00
85	AA	1720	C	C6-N1-C2	-8.44	116.93	120.30
85	AA	2251	U	C2-N1-C1'	8.44	127.82	117.70
34	BA	1311	G	C5'-C4'-C3'	8.43	129.49	116.00
39	BF	54	U	C6-N1-C2	-8.43	115.94	121.00
85	AA	2008	G	C2-N3-C4	8.43	116.12	111.90
52	BS	89	TYR	CB-CG-CD1	8.43	126.06	121.00
35	BB	743	C	C6-N1-C2	-8.43	116.93	120.30

Continued on next page...

Continued from previous page...

Mol	Chain	Res	Type	Atoms	Z	Observed(°)	Ideal(°)
35	BB	1388	A	C5-C6-N1	8.43	121.92	117.70
85	AA	961	U	O4'-C1'-N1	8.43	114.94	108.20
85	AA	1670	U	C2-N3-C4	8.43	132.06	127.00
34	BA	1819	U	P-O5'-C5'	-8.43	107.42	120.90
40	BG	37	G	C8-N9-C1'	8.43	137.96	127.00
85	AA	1002	G	O4'-C1'-N9	8.43	114.94	108.20
41	BH	28	U	C6-N1-C2	-8.43	115.94	121.00
34	BA	253	U	O4'-C1'-N1	8.43	114.94	108.20
36	BC	25	C	N3-C4-N4	8.43	123.90	118.00
41	BH	57	A	O3'-P-O5'	-8.43	87.99	104.00
41	BH	120	C	P-O3'-C3'	8.43	129.81	119.70
85	AA	209	C	O4'-C1'-N1	8.43	114.94	108.20
85	AA	489	C	C6-N1-C2	-8.43	116.93	120.30
34	BA	50	G	C8-N9-C4	8.42	109.77	106.40
34	BA	843	G	C5'-C4'-C3'	-8.42	102.52	116.00
34	BA	1480	C	O4'-C1'-N1	8.42	114.94	108.20
35	BB	1361	A	C6-N1-C2	-8.42	113.55	118.60
83	Bx	198	ARG	NE-CZ-NH2	-8.42	116.09	120.30
85	AA	1284	A	P-O3'-C3'	-8.42	109.59	119.70
34	BA	117	C	P-O3'-C3'	-8.42	109.60	119.70
34	BA	814	C	P-O3'-C3'	-8.42	109.60	119.70
37	BD	80	G	P-O3'-C3'	-8.42	109.60	119.70
38	BE	24	G	P-O5'-C5'	-8.42	107.43	120.90
48	BO	115	ARG	NE-CZ-NH1	8.42	124.51	120.30
85	AA	124	A	C8-N9-C4	-8.42	102.43	105.80
85	AA	327	G	N9-C1'-C2'	-8.42	102.74	112.00
85	AA	967	C	P-O3'-C3'	-8.42	109.60	119.70
85	AA	1237	A	C5'-C4'-O4'	8.42	119.20	109.10
34	BA	1135	U	P-O3'-C3'	-8.42	109.60	119.70
34	BA	1335	A	O5'-C5'-C4'	-8.42	95.71	111.70
35	BB	1098	G	P-O3'-C3'	8.42	129.80	119.70
38	BE	199	A	O4'-C1'-N9	8.42	114.93	108.20
41	BH	75	G	P-O3'-C3'	8.42	129.80	119.70
53	BT	80	ARG	NE-CZ-NH1	8.42	124.51	120.30
85	AA	1282	A	C8-N9-C1'	8.42	142.85	127.70
85	AA	2062	U	C4'-C3'-C2'	8.42	111.02	102.60
4	A3	220	ARG	NE-CZ-NH1	8.41	124.51	120.30
34	BA	1078	U	C5'-C4'-C3'	-8.41	102.53	116.00
35	BB	617	C	O4'-C1'-N1	8.41	114.93	108.20
77	Br	160	TYR	CB-CG-CD2	-8.41	115.95	121.00
80	Bu	204	ARG	NE-CZ-NH1	8.41	124.51	120.30
85	AA	86	G	C5-C6-O6	-8.41	123.55	128.60

Continued on next page...

Continued from previous page...

Mol	Chain	Res	Type	Atoms	Z	Observed(°)	Ideal(°)
85	AA	641	A	N1-C6-N6	-8.41	113.55	118.60
85	AA	1667	C	C6-N1-C2	-8.41	116.94	120.30
13	AE	113	TYR	CB-CG-CD2	-8.41	115.95	121.00
34	BA	336	A	C5-C6-N6	-8.41	116.97	123.70
34	BA	754	G	C6-N1-C2	-8.41	120.05	125.10
34	BA	780	U	C6-N1-C2	-8.41	115.95	121.00
34	BA	1260	G	P-O3'-C3'	-8.41	109.61	119.70
35	BB	1231	U	O4'-C4'-C3'	-8.41	95.59	104.00
37	BD	29	C	C1'-O4'-C4'	-8.41	103.17	109.90
38	BE	155	C	C2-N1-C1'	8.41	128.05	118.80
85	AA	749	C	P-O3'-C3'	8.41	129.79	119.70
41	BH	28	U	C5-C4-O4	-8.41	120.86	125.90
41	BH	123	G	C4-N9-C1'	-8.41	115.57	126.50
34	BA	1057	C	O4'-C1'-N1	8.41	114.93	108.20
39	BF	65	U	C5-C6-N1	-8.41	118.50	122.70
85	AA	987	C	C2-N3-C4	8.41	124.10	119.90
85	AA	1720	C	C5'-C4'-C3'	-8.41	102.55	116.00
34	BA	1192	A	O4'-C1'-N9	8.40	114.92	108.20
34	BA	684	G	C4-N9-C1'	8.40	137.42	126.50
35	BB	306	U	O4'-C1'-N1	8.40	114.92	108.20
35	BB	524	C	C6-N1-C1'	-8.40	110.71	120.80
85	AA	2001	C	C6-N1-C1'	-8.40	110.71	120.80
35	BB	855	G	C5-C6-O6	-8.40	123.56	128.60
37	BD	71	G	C8-N9-C1'	8.40	137.93	127.00
38	BE	100	U	C3'-C2'-C1'	-8.40	94.78	101.50
38	BE	108	U	C3'-C2'-C1'	-8.40	94.78	101.50
51	BR	86	LYS	N-CA-CB	-8.40	95.47	110.60
85	AA	163	C	C6-N1-C2	-8.40	116.94	120.30
85	AA	783	C	C6-N1-C2	-8.40	116.94	120.30
34	BA	71	G	C6-N1-C2	-8.40	120.06	125.10
34	BA	298	G	P-O3'-C3'	8.40	129.78	119.70
39	BF	3	A	P-O3'-C3'	-8.40	109.62	119.70
7	A6	39	ARG	NE-CZ-NH2	-8.40	116.10	120.30
35	BB	637	G	C8-N9-C4	-8.40	103.04	106.40
40	BG	4	A	C8-N9-C4	-8.40	102.44	105.80
85	AA	1285	C	P-O3'-C3'	-8.40	109.62	119.70
85	AA	1936	C	O4'-C1'-N1	8.40	114.92	108.20
35	BB	678	U	P-O3'-C3'	-8.40	109.62	119.70
34	BA	1690	U	O4'-C1'-N1	8.40	114.92	108.20
35	BB	775	U	C2-N3-C4	-8.40	121.96	127.00
40	BG	164	U	C5'-C4'-C3'	-8.40	102.56	116.00
47	BN	7	ALA	C-N-CA	8.40	142.69	121.70

Continued on next page...

Continued from previous page...

Mol	Chain	Res	Type	Atoms	Z	Observed(°)	Ideal(°)
35	BB	1483	A	C5'-C4'-C3'	-8.40	102.57	116.00
40	BG	24	A	C5'-C4'-C3'	-8.40	102.56	116.00
40	BG	76	C	N3-C4-N4	8.40	123.88	118.00
85	AA	744	C	P-O3'-C3'	-8.40	109.62	119.70
85	AA	1865	C	O4'-C1'-N1	8.40	114.92	108.20
40	BG	19	C	C6-N1-C2	-8.39	116.94	120.30
34	BA	1495	A	O4'-C1'-N9	8.39	114.92	108.20
35	BB	1462	G	N1-C6-O6	-8.39	114.86	119.90
36	BC	28	C	N1-C2-O2	-8.39	113.86	118.90
77	Br	120	ARG	NE-CZ-NH1	8.39	124.50	120.30
85	AA	773	G	C6-N1-C2	-8.39	120.06	125.10
85	AA	1655	G	P-O3'-C3'	-8.39	109.63	119.70
34	BA	723	C	C6-N1-C1'	-8.39	110.73	120.80
34	BA	1616	A	O5'-C5'-C4'	8.39	127.64	111.70
41	BH	10	U	P-O5'-C5'	-8.39	107.47	120.90
85	AA	2083	G	C5-C6-N1	8.39	115.70	111.50
85	AA	537	G	P-O3'-C3'	-8.39	109.63	119.70
85	AA	1078	A	O4'-C1'-N9	8.39	114.91	108.20
34	BA	1172	C	C4'-C3'-C2'	8.39	110.99	102.60
34	BA	1792	U	N1-C2-N3	8.39	119.93	114.90
39	BF	33	C	O5'-C5'-C4'	-8.39	95.76	111.70
85	AA	520	A	O4'-C1'-N9	8.39	114.91	108.20
85	AA	1107	A	C8-N9-C4	-8.39	102.44	105.80
34	BA	1565	U	O5'-C5'-C4'	8.39	127.63	111.70
35	BB	802	G	N3-C4-C5	-8.38	124.41	128.60
36	BC	107	C	O4'-C1'-N1	8.39	114.91	108.20
38	BE	91	G	N1-C6-O6	8.38	124.93	119.90
85	AA	1024	G	P-O3'-C3'	-8.39	109.64	119.70
40	BG	20	U	N3-C2-O2	-8.38	116.33	122.20
85	AA	3	U	O4'-C1'-N1	8.38	114.91	108.20
85	AA	586	G	C4-N9-C1'	-8.38	115.60	126.50
34	BA	745	A	P-O3'-C3'	-8.38	109.64	119.70
34	BA	1175	G	O4'-C1'-N9	8.38	114.91	108.20
35	BB	1495	U	C2-N1-C1'	-8.38	107.64	117.70
38	BE	25	U	N1-C2-N3	8.38	119.93	114.90
85	AA	622	G	C4-N9-C1'	-8.38	115.60	126.50
34	BA	76	U	C2-N3-C4	-8.38	121.97	127.00
35	BB	808	U	C6-N1-C1'	8.38	132.93	121.20
41	BH	134	U	P-O3'-C3'	8.38	129.76	119.70
35	BB	1222	A	N1-C6-N6	8.38	123.63	118.60
39	BF	69	A	P-O3'-C3'	-8.38	109.64	119.70
34	BA	575	U	C6-N1-C1'	-8.38	109.47	121.20

Continued on next page...

Continued from previous page...

Mol	Chain	Res	Type	Atoms	Z	Observed(°)	Ideal(°)
85	AA	282	C	P-O5'-C5'	-8.38	107.50	120.90
85	AA	1647	G	O4'-C1'-N9	8.38	114.90	108.20
85	AA	1955	U	C1'-O4'-C4'	-8.38	103.20	109.90
34	BA	251	U	C5'-C4'-O4'	8.38	119.15	109.10
85	AA	790	A	C8-N9-C4	-8.38	102.45	105.80
85	AA	1732	G	C5-C6-O6	-8.38	123.57	128.60
34	BA	152	C	C6-N1-C2	-8.37	116.95	120.30
34	BA	732	A	N1-C6-N6	8.38	123.62	118.60
34	BA	1202	G	O4'-C1'-N9	8.38	114.90	108.20
85	AA	604	C	P-O5'-C5'	8.38	134.30	120.90
85	AA	2189	U	C5'-C4'-C3'	-8.38	102.60	116.00
34	BA	1650	G	N1-C6-O6	-8.37	114.88	119.90
35	BB	832	C	O4'-C1'-N1	8.37	114.90	108.20
36	BC	16	A	C5-C6-N1	8.38	121.89	117.70
41	BH	105	U	N3-C2-O2	-8.37	116.34	122.20
34	BA	1195	G	C8-N9-C1'	8.37	137.88	127.00
85	AA	2066	C	C3'-C2'-C1'	-8.37	94.80	101.50
35	BB	872	A	P-O5'-C5'	-8.37	107.51	120.90
37	BD	48	G	P-O5'-C5'	-8.37	107.51	120.90
38	BE	148	C	O5'-C5'-C4'	-8.37	95.79	111.70
85	AA	385	A	C1'-O4'-C4'	-8.37	103.20	109.90
85	AA	944	C	P-O3'-C3'	-8.37	109.66	119.70
35	BB	1511	U	P-O5'-C5'	-8.37	107.51	120.90
85	AA	488	G	P-O5'-C5'	8.37	134.29	120.90
85	AA	1584	U	O4'-C1'-N1	8.37	114.90	108.20
34	BA	228	A	C6-N1-C2	-8.37	113.58	118.60
85	AA	584	G	C5-C6-O6	-8.37	123.58	128.60
34	BA	384	U	C4-C5-C6	-8.37	114.68	119.70
35	BB	1230	A	C5-C6-N6	-8.37	117.01	123.70
38	BE	8	G	C6-N1-C2	-8.37	120.08	125.10
85	AA	1586	C	O4'-C1'-N1	8.37	114.89	108.20
85	AA	1991	C	N3-C4-C5	-8.37	118.55	121.90
34	BA	35	U	C2-N3-C4	-8.36	121.98	127.00
34	BA	486	G	C6-N1-C2	-8.36	120.08	125.10
34	BA	1071	G	C8-N9-C1'	8.36	137.87	127.00
35	BB	266	C	O4'-C1'-N1	8.36	114.89	108.20
35	BB	497	C	O4'-C1'-N1	8.36	114.89	108.20
35	BB	1115	G	C8-N9-C1'	8.37	137.87	127.00
54	BU	86	ARG	NE-CZ-NH1	8.37	124.48	120.30
35	BB	127	U	P-O5'-C5'	8.36	134.28	120.90
34	BA	596	G	C8-N9-C1'	-8.36	116.13	127.00
37	BD	17	G	C5-C6-O6	-8.36	123.58	128.60

Continued on next page...

Continued from previous page...

Mol	Chain	Res	Type	Atoms	Z	Observed(°)	Ideal(°)
47	BN	7	ALA	CB-CA-C	8.36	122.64	110.10
85	AA	196	U	P-O3'-C3'	8.36	129.73	119.70
34	BA	1661	U	P-O5'-C5'	-8.36	107.52	120.90
34	BA	937	G	N3-C2-N2	8.36	125.75	119.90
35	BB	840	C	C4'-C3'-C2'	8.36	110.96	102.60
35	BB	1221	G	N1-C6-O6	-8.36	114.88	119.90
85	AA	21	U	C2-N3-C4	-8.36	121.98	127.00
85	AA	818	C	N3-C4-C5	-8.36	118.56	121.90
85	AA	414	C	C3'-C2'-C1'	-8.36	94.81	101.50
85	AA	552	C	C1'-O4'-C4'	-8.36	103.21	109.90
85	AA	686	U	C4'-C3'-C2'	-8.36	94.24	102.60
34	BA	482	C	O3'-P-O5'	8.36	119.87	104.00
34	BA	727	G	N1-C6-O6	-8.36	114.89	119.90
35	BB	51	U	C5'-C4'-O4'	8.36	119.13	109.10
35	BB	145	G	C8-N9-C1'	8.36	137.86	127.00
35	BB	366	G	C1'-O4'-C4'	-8.36	103.22	109.90
41	BH	109	G	C4-N9-C1'	-8.36	115.64	126.50
85	AA	1542	A	N1-C6-N6	-8.36	113.59	118.60
85	AA	55	A	P-O5'-C5'	-8.36	107.53	120.90
85	AA	62	A	P-O5'-C5'	-8.36	107.53	120.90
85	AA	1865	C	C6-N1-C2	-8.36	116.96	120.30
85	AA	2128	G	C8-N9-C1'	8.36	137.86	127.00
85	AA	2238	C	O4'-C1'-C2'	8.36	115.12	107.60
34	BA	1507	C	C6-N1-C2	-8.35	116.96	120.30
34	BA	147	U	C4-C5-C6	-8.35	114.69	119.70
34	BA	154	A	N1-C6-N6	8.35	123.61	118.60
85	AA	684	G	C5-C6-O6	-8.35	123.59	128.60
85	AA	820	G	C5-N7-C8	8.35	108.48	104.30
34	BA	488	C	C6-N1-C1'	-8.35	110.78	120.80
34	BA	888	G	C4-N9-C1'	-8.35	115.64	126.50
34	BA	1792	U	O4'-C1'-N1	8.35	114.88	108.20
37	BD	68	C	C3'-C2'-C1'	-8.35	94.82	101.50
80	Bu	30	TYR	CB-CG-CD1	8.35	126.01	121.00
85	AA	987	C	N3-C4-C5	-8.35	118.56	121.90
85	AA	1281	G	C5-C6-O6	-8.35	123.59	128.60
85	AA	1603	G	C5-C6-O6	-8.35	123.59	128.60
34	BA	732	A	C5-C6-N6	-8.35	117.02	123.70
38	BE	83	U	C4'-C3'-C2'	-8.35	94.25	102.60
35	BB	1498	G	C8-N9-C4	8.35	109.74	106.40
38	BE	67	A	C5'-C4'-C3'	-8.35	102.64	116.00
85	AA	767	A	O5'-C5'-C4'	8.35	127.56	111.70
85	AA	1427	A	O4'-C1'-N9	8.35	114.88	108.20

Continued on next page...

Continued from previous page...

Mol	Chain	Res	Type	Atoms	Z	Observed(°)	Ideal(°)
85	AA	2249	U	P-O3'-C3'	8.35	129.72	119.70
22	AO	60	ARG	NE-CZ-NH1	8.35	124.47	120.30
34	BA	754	G	O4'-C1'-N9	8.35	114.88	108.20
41	BH	3	U	C4'-C3'-C2'	8.35	110.95	102.60
41	BH	41	A	C4-N9-C1'	-8.35	111.28	126.30
85	AA	607	U	O4'-C1'-N1	8.35	114.88	108.20
34	BA	500	C	C2-N1-C1'	-8.34	109.62	118.80
35	BB	1534	U	C2-N1-C1'	-8.34	107.69	117.70
38	BE	97	G	C3'-C2'-C1'	-8.34	94.83	101.50
39	BF	22	U	C6-N1-C2	-8.34	115.99	121.00
40	BG	80	G	N1-C6-O6	-8.34	114.89	119.90
41	BH	51	C	O4'-C1'-N1	8.34	114.87	108.20
85	AA	1155	A	C5-C6-N6	-8.34	117.03	123.70
85	AA	2076	C	C5'-C4'-C3'	8.34	129.35	116.00
37	BD	82	G	N1-C6-O6	-8.34	114.90	119.90
26	AS	119	ARG	N-CA-CB	-8.34	95.59	110.60
34	BA	870	C	OP1-P-OP2	8.34	132.11	119.60
85	AA	1536	C	C6-N1-C2	-8.34	116.96	120.30
85	AA	2164	G	P-O3'-C3'	-8.34	109.69	119.70
35	BB	716	G	C8-N9-C4	-8.34	103.06	106.40
35	BB	1004	A	C1'-O4'-C4'	-8.34	103.23	109.90
85	AA	817	G	O3'-P-O5'	-8.34	88.15	104.00
85	AA	1476	C	C4'-C3'-C2'	8.34	110.94	102.60
34	BA	1069	U	O4'-C1'-N1	8.34	114.87	108.20
34	BA	1079	C	N3-C4-C5	-8.34	118.56	121.90
35	BB	706	G	C5-C6-N1	8.34	115.67	111.50
35	BB	788	U	C5'-C4'-C3'	8.34	129.34	116.00
41	BH	80	C	O4'-C1'-N1	8.34	114.87	108.20
85	AA	1492	U	N3-C2-O2	-8.34	116.36	122.20
34	BA	1406	U	P-O3'-C3'	-8.34	109.70	119.70
34	BA	1502	G	P-O3'-C3'	-8.34	109.70	119.70
35	BB	557	C	C6-N1-C1'	8.34	130.80	120.80
85	AA	981	A	O4'-C1'-N9	8.34	114.87	108.20
85	AA	1454	U	O4'-C1'-N1	8.34	114.87	108.20
34	BA	134	U	C6-N1-C1'	8.33	132.87	121.20
34	BA	1730	A	O4'-C1'-N9	8.33	114.87	108.20
35	BB	1039	A	P-O3'-C3'	8.33	129.70	119.70
63	Bd	61	GLU	CG-CD-OE1	-8.33	101.63	118.30
68	Bi	20	ARG	NE-CZ-NH1	8.33	124.47	120.30
5	A4	71	ARG	NE-CZ-NH2	-8.33	116.14	120.30
35	BB	1036	G	C4-N9-C1'	-8.33	115.67	126.50
34	BA	53	G	C5-C6-N1	8.33	115.66	111.50

Continued on next page...

Continued from previous page...

Mol	Chain	Res	Type	Atoms	Z	Observed(°)	Ideal(°)
34	BA	315	U	O3'-P-O5'	-8.33	88.17	104.00
34	BA	681	G	O4'-C1'-N9	-8.33	101.54	108.20
34	BA	1652	G	N9-C1'-C2'	-8.33	102.84	112.00
35	BB	391	G	C4-N9-C1'	-8.33	115.67	126.50
85	AA	448	G	P-O3'-C3'	-8.33	109.70	119.70
85	AA	1014	U	O4'-C1'-N1	8.33	114.86	108.20
34	BA	174	A	C5'-C4'-C3'	-8.33	102.68	116.00
34	BA	773	A	P-O3'-C3'	-8.33	109.71	119.70
38	BE	37	C	C2-N1-C1'	8.33	127.96	118.80
34	BA	1846	G	P-O5'-C5'	-8.33	107.58	120.90
40	BG	5	G	O4'-C1'-N9	8.33	114.86	108.20
60	Ba	115	PHE	CB-CG-CD2	-8.33	114.97	120.80
85	AA	464	A	C5'-C4'-C3'	-8.33	102.68	116.00
85	AA	485	A	P-O3'-C3'	-8.33	109.71	119.70
85	AA	2186	U	C2-N3-C4	-8.33	122.00	127.00
34	BA	1054	U	C2-N3-C4	-8.32	122.01	127.00
35	BB	796	C	P-O3'-C3'	-8.32	109.71	119.70
35	BB	973	G	C8-N9-C4	-8.32	103.07	106.40
85	AA	532	G	C8-N9-C1'	8.32	137.82	127.00
85	AA	1521	U	C5'-C4'-C3'	-8.32	102.68	116.00
38	BE	42	C	O4'-C1'-N1	8.32	114.86	108.20
41	BH	79	A	N1-C6-N6	8.32	123.59	118.60
53	BT	181	ARG	NE-CZ-NH2	-8.32	116.14	120.30
35	BB	1328	C	C5'-C4'-C3'	8.32	129.31	116.00
35	BB	999	G	P-O3'-C3'	-8.32	109.72	119.70
40	BG	167	C	C6-N1-C2	-8.32	116.97	120.30
67	Bh	38	TRP	CB-CA-C	-8.32	93.76	110.40
85	AA	415	G	C4-N9-C1'	-8.32	115.68	126.50
85	AA	752	C	C6-N1-C2	-8.32	116.97	120.30
85	AA	1101	C	O4'-C1'-N1	8.32	114.86	108.20
34	BA	797	A	O4'-C1'-N9	8.32	114.85	108.20
35	BB	472	C	P-O3'-C3'	-8.32	109.72	119.70
35	BB	1132	A	O4'-C1'-N9	8.32	114.85	108.20
38	BE	123	A	C8-N9-C4	8.32	109.13	105.80
38	BE	184	G	C8-N9-C1'	8.32	137.81	127.00
85	AA	444	U	P-O5'-C5'	8.32	134.21	120.90
85	AA	568	C	C6-N1-C2	-8.32	116.97	120.30
34	BA	330	A	C8-N9-C4	8.31	109.12	105.80
36	BC	27	U	N3-C2-O2	8.31	128.02	122.20
38	BE	198	A	N9-C4-C5	-8.31	102.47	105.80
85	AA	1140	G	O4'-C1'-N9	8.31	114.85	108.20
85	AA	927	A	C5'-C4'-C3'	-8.31	102.70	116.00

Continued on next page...

Continued from previous page...

Mol	Chain	Res	Type	Atoms	Z	Observed(°)	Ideal(°)
85	AA	1545	U	P-O3'-C3'	8.31	129.68	119.70
4	A3	73	ARG	NE-CZ-NH1	8.31	124.46	120.30
35	BB	504	C	N3-C4-C5	-8.31	118.58	121.90
35	BB	690	C	P-O3'-C3'	-8.31	109.72	119.70
35	BB	979	G	O4'-C1'-N9	8.31	114.85	108.20
85	AA	788	G	P-O5'-C5'	8.31	134.20	120.90
85	AA	1159	C	C5'-C4'-O4'	-8.31	99.13	109.10
35	BB	717	A	C5'-C4'-C3'	-8.31	102.70	116.00
35	BB	736	G	C5-C6-O6	-8.31	123.61	128.60
67	Bh	36	ARG	NE-CZ-NH1	8.31	124.45	120.30
69	Bj	71	HIS	CA-CB-CG	8.31	127.73	113.60
85	AA	927	A	C5-C6-N1	8.31	121.86	117.70
85	AA	1955	U	C4'-C3'-C2'	-8.31	94.29	102.60
34	BA	526	C	C1'-O4'-C4'	-8.31	103.25	109.90
34	BA	1776	G	C8-N9-C1'	8.31	137.80	127.00
85	AA	366	A	P-O3'-C3'	-8.31	109.73	119.70
34	BA	280	A	O5'-C5'-C4'	-8.30	95.92	111.70
34	BA	623	U	P-O5'-C5'	-8.30	107.61	120.90
34	BA	774	A	N1-C6-N6	-8.30	113.62	118.60
34	BA	1197	U	C2'-C3'-O3'	8.30	127.77	109.50
34	BA	1478	G	C8-N9-C4	-8.30	103.08	106.40
35	BB	1054	G	N3-C2-N2	8.30	125.71	119.90
35	BB	1228	A	O4'-C1'-N9	8.30	114.84	108.20
85	AA	1479	U	P-O3'-C3'	-8.31	109.73	119.70
35	BB	1474	A	C5'-C4'-C3'	8.30	129.29	116.00
37	BD	57	C	C5'-C4'-C3'	-8.30	102.72	116.00
37	BD	108	G	C4-N9-C1'	-8.30	115.71	126.50
38	BE	141	A	C1'-O4'-C4'	-8.30	103.26	109.90
85	AA	1112	G	C5-C6-O6	-8.30	123.62	128.60
85	AA	1668	G	C8-N9-C1'	8.30	137.80	127.00
34	BA	166	G	O4'-C1'-N9	8.30	114.84	108.20
38	BE	57	U	P-O5'-C5'	8.30	134.18	120.90
85	AA	781	G	P-O3'-C3'	-8.30	109.74	119.70
85	AA	1640	G	C5-C6-O6	-8.30	123.62	128.60
12	AD	54	ARG	NE-CZ-NH1	8.30	124.45	120.30
34	BA	777	C	O4'-C1'-N1	8.30	114.84	108.20
35	BB	902	C	P-O5'-C5'	-8.30	107.62	120.90
35	BB	1194	A	N1-C6-N6	8.30	123.58	118.60
34	BA	1626	U	C1'-O4'-C4'	8.30	116.54	109.90
44	BK	21	ARG	NE-CZ-NH1	8.30	124.45	120.30
85	AA	675	A	O4'-C1'-N9	8.30	114.84	108.20
85	AA	1656	C	O4'-C1'-N1	8.30	114.84	108.20

Continued on next page...

Continued from previous page...

Mol	Chain	Res	Type	Atoms	Z	Observed(°)	Ideal(°)
34	BA	100	A	C5'-C4'-C3'	8.29	129.27	116.00
34	BA	1442	A	C5-C6-N1	8.30	121.85	117.70
38	BE	174	U	C2-N3-C4	-8.30	122.02	127.00
34	BA	113	G	O4'-C1'-N9	8.29	114.83	108.20
35	BB	1124	G	N1-C6-O6	8.29	124.88	119.90
85	AA	189	G	C4-N9-C1'	-8.29	115.72	126.50
85	AA	1013	C	O4'-C1'-N1	8.29	114.83	108.20
34	BA	294	C	C2-N3-C4	-8.29	115.75	119.90
35	BB	762	C	N3-C4-N4	8.29	123.81	118.00
35	BB	1108	G	C5-C6-N1	8.29	115.65	111.50
38	BE	84	U	O4'-C1'-N1	8.29	114.83	108.20
35	BB	365	U	C4'-C3'-C2'	8.29	110.89	102.60
38	BE	88	G	P-O3'-C3'	8.29	129.65	119.70
85	AA	960	G	N7-C8-N9	8.29	117.25	113.10
37	BD	3	G	C4-N9-C1'	-8.29	115.72	126.50
85	AA	636	G	C5'-C4'-C3'	-8.29	102.74	116.00
86	AB	6	G	O4'-C1'-N9	8.29	114.83	108.20
34	BA	201	A	O4'-C1'-N9	8.29	114.83	108.20
37	BD	71	G	C4-N9-C1'	-8.29	115.72	126.50
38	BE	15	A	O3'-P-O5'	8.29	119.75	104.00
85	AA	474	C	N3-C2-O2	-8.29	116.10	121.90
85	AA	1253	G	C3'-C2'-C1'	-8.29	94.87	101.50
85	AA	1663	U	C2-N3-C4	-8.29	122.03	127.00
85	AA	1828	C	C5'-C4'-C3'	-8.29	102.74	116.00
85	AA	747	U	O4'-C1'-N1	8.29	114.83	108.20
85	AA	936	C	P-O3'-C3'	8.29	129.65	119.70
85	AA	1420	U	P-O3'-C3'	8.29	129.65	119.70
85	AA	1779	C	O4'-C1'-N1	8.29	114.83	108.20
34	BA	1489	U	P-O3'-C3'	-8.29	109.76	119.70
34	BA	1502	G	C5-C6-N1	8.29	115.64	111.50
2	A1	88	GLU	N-CA-CB	8.28	125.51	110.60
34	BA	502	U	C5'-C4'-C3'	-8.28	102.75	116.00
35	BB	852	G	C4'-C3'-C2'	-8.28	94.32	102.60
37	BD	108	G	C5'-C4'-C3'	-8.29	102.74	116.00
77	Br	250	TRP	CB-CG-CD2	-8.28	115.83	126.60
85	AA	370	A	O4'-C4'-C3'	-8.28	95.72	104.00
85	AA	1207	C	C5'-C4'-C3'	-8.29	102.74	116.00
34	BA	393	G	O4'-C1'-N9	8.28	114.83	108.20
34	BA	614	A	P-O3'-C3'	-8.28	109.76	119.70
34	BA	348	U	C1'-O4'-C4'	-8.28	103.28	109.90
34	BA	642	U	N3-C4-O4	-8.28	113.60	119.40
40	BG	176	G	C4-N9-C1'	-8.28	115.73	126.50

Continued on next page...

Continued from previous page...

Mol	Chain	Res	Type	Atoms	Z	Observed(°)	Ideal(°)
34	BA	744	G	C8-N9-C4	-8.28	103.09	106.40
35	BB	379	U	C3'-C2'-C1'	-8.28	94.88	101.50
35	BB	1514	G	C4-N9-C1'	-8.28	115.73	126.50
41	BH	96	G	N1-C6-O6	8.28	124.87	119.90
85	AA	83	U	C6-N1-C2	-8.28	116.03	121.00
85	AA	207	G	C8-N9-C1'	-8.28	116.23	127.00
85	AA	407	G	P-O5'-C5'	8.28	134.15	120.90
85	AA	1094	G	O4'-C1'-N9	8.28	114.83	108.20
34	BA	1084	A	C5-C6-N6	8.28	130.32	123.70
40	BG	95	U	N3-C2-O2	-8.28	116.40	122.20
85	AA	921	C	C6-N1-C1'	-8.28	110.86	120.80
38	BE	129	G	P-O5'-C5'	8.28	134.14	120.90
85	AA	771	A	C2-N3-C4	8.28	114.74	110.60
85	AA	820	G	C1'-O4'-C4'	-8.28	103.28	109.90
34	BA	204	U	P-O5'-C5'	-8.28	107.66	120.90
34	BA	587	U	C5'-C4'-O4'	8.28	119.03	109.10
34	BA	1494	G	C5'-C4'-C3'	-8.28	102.76	116.00
35	BB	839	G	O3'-P-O5'	8.28	119.72	104.00
35	BB	1529	G	N1-C6-O6	8.28	124.86	119.90
38	BE	173	G	N1-C6-O6	8.28	124.87	119.90
74	Bo	8	MET	CG-SD-CE	-8.28	86.96	100.20
2	A1	100	TYR	CB-CG-CD1	-8.27	116.04	121.00
16	AH	124	ASP	N-CA-CB	8.27	125.49	110.60
34	BA	322	U	C2-N1-C1'	-8.27	107.77	117.70
34	BA	882	G	C8-N9-C4	-8.27	103.09	106.40
35	BB	1478	G	P-O3'-C3'	-8.27	109.77	119.70
38	BE	121	G	N1-C6-O6	8.27	124.86	119.90
38	BE	175	U	C2-N1-C1'	-8.27	107.77	117.70
34	BA	189	G	C6-N1-C2	-8.27	120.14	125.10
39	BF	23	G	O4'-C1'-N9	8.27	114.82	108.20
41	BH	44	A	N1-C6-N6	8.27	123.56	118.60
34	BA	501	U	C5'-C4'-C3'	8.27	129.23	116.00
34	BA	782	C	C5-C4-N4	-8.27	114.41	120.20
34	BA	840	U	C5'-C4'-C3'	-8.27	102.77	116.00
34	BA	1482	A	N1-C6-N6	-8.27	113.64	118.60
37	BD	85	C	C2-N3-C4	-8.27	115.76	119.90
41	BH	118	U	C4'-C3'-C2'	8.27	110.87	102.60
85	AA	1125	G	C8-N9-C4	8.27	109.71	106.40
86	AB	8	U	C1'-O4'-C4'	-8.27	103.28	109.90
35	BB	388	C	C5'-C4'-C3'	-8.27	102.77	116.00
35	BB	1506	C	P-O3'-C3'	8.27	129.62	119.70
85	AA	1199	C	P-O5'-C5'	-8.27	107.67	120.90

Continued on next page...

Continued from previous page...

Mol	Chain	Res	Type	Atoms	Z	Observed(°)	Ideal(°)
85	AA	1586	C	C3'-C2'-C1'	-8.27	94.89	101.50
35	BB	66	G	P-O3'-C3'	-8.27	109.78	119.70
85	AA	659	A	C1'-O4'-C4'	-8.27	103.29	109.90
35	BB	863	U	O4'-C1'-N1	8.27	114.81	108.20
35	BB	1102	U	C2-N3-C4	-8.27	122.04	127.00
36	BC	47	C	C6-N1-C2	-8.27	116.99	120.30
85	AA	201	U	C6-N1-C2	-8.27	116.04	121.00
85	AA	578	U	O4'-C1'-N1	8.27	114.81	108.20
85	AA	909	C	C2-N1-C1'	8.27	127.89	118.80
85	AA	2197	A	C8-N9-C4	-8.27	102.49	105.80
85	AA	86	G	C5'-C4'-O4'	-8.26	99.18	109.10
35	BB	871	C	C6-N1-C1'	8.26	130.71	120.80
85	AA	147	G	C5-C6-O6	-8.26	123.64	128.60
85	AA	557	G	O4'-C1'-N9	8.26	114.81	108.20
85	AA	818	C	O4'-C1'-N1	8.26	114.81	108.20
34	BA	624	G	C8-N9-C4	-8.26	103.10	106.40
41	BH	128	G	C6-N1-C2	-8.26	120.14	125.10
85	AA	2014	G	P-O5'-C5'	-8.26	107.68	120.90
38	BE	1	U	C6-N1-C2	-8.26	116.05	121.00
61	Bb	19	TYR	CB-CG-CD2	-8.26	116.05	121.00
61	Bb	42	ARG	NE-CZ-NH2	-8.26	116.17	120.30
85	AA	771	A	P-O5'-C5'	8.26	134.12	120.90
85	AA	1010	U	C2-N1-C1'	-8.26	107.79	117.70
34	BA	301	U	C2-N1-C1'	-8.26	107.79	117.70
34	BA	1027	C	C6-N1-C2	-8.26	117.00	120.30
34	BA	1260	G	C1'-O4'-C4'	-8.26	103.29	109.90
38	BE	191	U	C5'-C4'-C3'	-8.26	102.79	116.00
85	AA	493	A	P-O5'-C5'	-8.26	107.69	120.90
86	AB	7	A	C5-C6-N6	-8.26	117.09	123.70
34	BA	631	G	N1-C6-O6	8.26	124.85	119.90
34	BA	1354	G	C1'-O4'-C4'	-8.26	103.30	109.90
34	BA	1562	G	N9-C4-C5	-8.26	102.10	105.40
35	BB	1212	C	N3-C4-C5	-8.26	118.60	121.90
37	BD	25	G	C8-N9-C1'	8.26	137.73	127.00
35	BB	534	C	O4'-C1'-N1	8.25	114.80	108.20
41	BH	41	A	O4'-C1'-C2'	8.25	115.03	107.60
34	BA	201	A	N9-C4-C5	8.25	109.10	105.80
34	BA	882	G	C5-C6-N1	8.25	115.63	111.50
41	BH	100	A	OP1-P-OP2	-8.25	107.22	119.60
85	AA	509	C	C5'-C4'-C3'	-8.25	102.80	116.00
85	AA	540	A	C1'-O4'-C4'	-8.25	103.30	109.90
36	BC	7	U	C4'-C3'-C2'	-8.25	94.35	102.60

Continued on next page...

Continued from previous page...

Mol	Chain	Res	Type	Atoms	Z	Observed(°)	Ideal(°)
38	BE	121	G	P-O3'-C3'	-8.25	109.80	119.70
33	AZ	89	MET	CG-SD-CE	-8.25	87.00	100.20
34	BA	895	U	O4'-C4'-C3'	-8.25	95.75	104.00
85	AA	788	G	C5'-C4'-C3'	8.25	129.20	116.00
85	AA	863	C	P-O5'-C5'	-8.25	107.70	120.90
85	AA	2082	C	C6-N1-C1'	-8.25	110.90	120.80
34	BA	118	C	N3-C4-N4	-8.25	112.23	118.00
34	BA	123	C	O4'-C1'-N1	8.25	114.80	108.20
34	BA	1483	U	P-O3'-C3'	-8.25	109.80	119.70
35	BB	64	U	C2-N3-C4	-8.25	122.05	127.00
34	BA	952	G	C8-N9-C1'	8.25	137.72	127.00
34	BA	1443	U	C4'-C3'-C2'	-8.25	94.35	102.60
82	Bw	33	PHE	CB-CG-CD1	8.25	126.57	120.80
34	BA	206	C	C6-N1-C2	-8.24	117.00	120.30
34	BA	239	C	C1'-O4'-C4'	-8.24	103.31	109.90
35	BB	506	G	N1-C6-O6	-8.24	114.95	119.90
40	BG	44	G	C3'-C2'-C1'	-8.24	94.90	101.50
85	AA	426	C	C1'-O4'-C4'	-8.24	103.31	109.90
35	BB	799	A	C5-C6-N6	-8.24	117.11	123.70
85	AA	857	G	P-O3'-C3'	-8.24	109.81	119.70
85	AA	1973	G	C5'-C4'-C3'	-8.24	102.81	116.00
34	BA	861	C	O4'-C1'-N1	8.24	114.79	108.20
34	BA	1413	G	O5'-P-OP1	8.24	120.59	110.70
35	BB	363	A	C5'-C4'-O4'	8.24	118.99	109.10
35	BB	866	A	C5'-C4'-C3'	-8.24	102.82	116.00
35	BB	1024	G	N7-C8-N9	8.24	117.22	113.10
36	BC	82	C	C5-C4-N4	-8.24	114.43	120.20
37	BD	54	A	N1-C6-N6	8.24	123.54	118.60
85	AA	982	G	C5'-C4'-C3'	-8.24	102.82	116.00
19	AK	115	TYR	CB-CG-CD2	-8.24	116.06	121.00
34	BA	526	C	N1-C1'-C2'	-8.24	102.94	112.00
34	BA	1832	A	P-O3'-C3'	8.24	129.59	119.70
34	BA	513	U	N1-C2-N3	8.24	119.84	114.90
34	BA	1089	U	P-O3'-C3'	-8.24	109.82	119.70
34	BA	1149	C	N3-C4-N4	-8.24	112.23	118.00
35	BB	2	C	C4-C5-C6	-8.24	113.28	117.40
47	BN	31	PHE	CB-CG-CD1	8.24	126.57	120.80
85	AA	899	A	O4'-C4'-C3'	-8.24	95.76	104.00
85	AA	1919	G	N1-C6-O6	8.24	124.84	119.90
34	BA	1495	A	C5'-C4'-O4'	8.23	118.98	109.10
34	BA	336	A	N1-C6-N6	8.23	123.54	118.60
34	BA	588	C	P-O5'-C5'	8.23	134.07	120.90

Continued on next page...

Continued from previous page...

Mol	Chain	Res	Type	Atoms	Z	Observed(°)	Ideal(°)
40	BG	84	U	C1'-O4'-C4'	-8.23	103.31	109.90
34	BA	398	G	N3-C2-N2	-8.23	114.14	119.90
34	BA	935	A	P-O3'-C3'	-8.23	109.82	119.70
34	BA	1615	A	O3'-P-O5'	8.23	119.64	104.00
36	BC	23	G	C1'-O4'-C4'	-8.23	103.31	109.90
85	AA	1098	C	O5'-C5'-C4'	-8.23	96.06	111.70
35	BB	1260	A	N1-C6-N6	-8.23	113.66	118.60
85	AA	270	A	C8-N9-C1'	8.23	142.51	127.70
85	AA	1500	C	O4'-C1'-N1	8.23	114.78	108.20
34	BA	833	U	O4'-C1'-N1	8.23	114.78	108.20
34	BA	1100	A	C8-N9-C4	8.23	109.09	105.80
35	BB	52	G	N9-C1'-C2'	-8.23	102.95	112.00
35	BB	1016	C	P-O3'-C3'	-8.23	109.83	119.70
35	BB	1226	G	P-O3'-C3'	8.23	129.57	119.70
85	AA	28	A	N1-C6-N6	-8.23	113.66	118.60
34	BA	400	A	C5'-C4'-C3'	-8.23	102.84	116.00
34	BA	557	U	O3'-P-O5'	8.23	119.63	104.00
34	BA	617	G	N1-C6-O6	-8.23	114.96	119.90
34	BA	690	G	C5-C6-O6	-8.23	123.66	128.60
34	BA	1085	G	P-O3'-C3'	8.23	129.57	119.70
35	BB	1389	C	O4'-C1'-N1	8.23	114.78	108.20
85	AA	363	A	C1'-O4'-C4'	-8.23	103.32	109.90
85	AA	805	A	P-O3'-C3'	8.23	129.57	119.70
85	AA	1589	G	C4-N9-C1'	-8.23	115.81	126.50
35	BB	736	G	O3'-P-O5'	-8.22	88.37	104.00
85	AA	495	G	C3'-C2'-C1'	-8.22	94.92	101.50
34	BA	311	C	P-O3'-C3'	8.22	129.57	119.70
34	BA	1411	C	O4'-C1'-N1	8.22	114.78	108.20
34	BA	1451	A	P-O5'-C5'	-8.22	107.74	120.90
35	BB	1108	G	N1-C6-O6	-8.22	114.97	119.90
44	BK	139	ARG	NE-CZ-NH1	8.22	124.41	120.30
85	AA	487	G	C1'-O4'-C4'	-8.22	103.32	109.90
85	AA	765	U	C5'-C4'-O4'	8.22	118.97	109.10
34	BA	1077	G	C5-C6-O6	-8.22	123.67	128.60
4	A3	203	ARG	NE-CZ-NH1	8.22	124.41	120.30
35	BB	474	G	C8-N9-C4	8.22	109.69	106.40
35	BB	1071	G	C8-N9-C1'	8.22	137.69	127.00
37	BD	95	G	C8-N9-C1'	8.22	137.69	127.00
40	BG	95	U	N1-C2-O2	8.22	128.56	122.80
85	AA	198	U	O4'-C1'-N1	8.22	114.78	108.20
85	AA	210	G	P-O5'-C5'	8.22	134.05	120.90
85	AA	417	U	C4'-C3'-C2'	-8.22	94.38	102.60

Continued on next page...

Continued from previous page...

Mol	Chain	Res	Type	Atoms	Z	Observed(°)	Ideal(°)
85	AA	916	A	P-O5'-C5'	-8.22	107.75	120.90
85	AA	1363	U	C6-N1-C2	-8.22	116.07	121.00
85	AA	1695	G	C8-N9-C4	8.22	109.69	106.40
86	AB	8	U	C5'-C4'-C3'	8.22	129.15	116.00
35	BB	870	C	P-O3'-C3'	-8.22	109.84	119.70
35	BB	964	G	C5-C6-O6	-8.22	123.67	128.60
85	AA	155	U	O4'-C1'-N1	8.22	114.77	108.20
85	AA	352	G	C8-N9-C4	8.22	109.69	106.40
85	AA	1690	A	C8-N9-C4	8.22	109.09	105.80
34	BA	210	G	C4'-C3'-C2'	8.21	110.81	102.60
37	BD	78	C	C2-N1-C1'	-8.22	109.76	118.80
85	AA	8	U	C4'-C3'-C2'	8.22	110.82	102.60
34	BA	449	G	O4'-C1'-N9	8.21	114.77	108.20
85	AA	1439	A	P-O3'-C3'	-8.21	109.84	119.70
34	BA	61	G	C4-N9-C1'	-8.21	115.82	126.50
34	BA	258	C	C1'-O4'-C4'	-8.21	103.33	109.90
34	BA	295	G	C6-N1-C2	-8.21	120.17	125.10
34	BA	793	A	N1-C6-N6	8.21	123.53	118.60
35	BB	1178	A	C5'-C4'-O4'	8.21	118.95	109.10
85	AA	1720	C	C2'-C3'-O3'	8.21	127.57	109.50
34	BA	1321	A	C1'-O4'-C4'	-8.21	103.33	109.90
36	BC	165	U	P-O3'-C3'	-8.21	109.85	119.70
39	BF	47	C	O4'-C1'-N1	8.21	114.77	108.20
52	BS	89	TYR	CA-CB-CG	8.21	129.00	113.40
85	AA	194	U	C2-N1-C1'	-8.21	107.84	117.70
85	AA	494	G	C1'-O4'-C4'	-8.21	103.33	109.90
85	AA	1458	G	N9-C4-C5	8.21	108.69	105.40
85	AA	674	U	C6-N1-C1'	8.21	132.69	121.20
85	AA	722	G	C8-N9-C1'	8.21	137.67	127.00
34	BA	300	C	N3-C2-O2	-8.21	116.15	121.90
34	BA	763	U	C5-C4-O4	-8.21	120.97	125.90
35	BB	983	C	O4'-C1'-N1	8.21	114.77	108.20
85	AA	1116	G	C5-C6-N1	8.21	115.60	111.50
34	BA	763	U	P-O3'-C3'	8.21	129.54	119.70
34	BA	875	G	C6-N1-C2	-8.21	120.18	125.10
34	BA	1675	C	C2-N1-C1'	-8.21	109.77	118.80
34	BA	1688	G	P-O3'-C3'	8.21	129.55	119.70
36	BC	139	A	C5'-C4'-C3'	8.21	129.13	116.00
41	BH	74	G	N1-C2-N3	-8.21	118.98	123.90
43	BJ	212	ARG	NE-CZ-NH1	8.21	124.40	120.30
85	AA	373	G	N9-C1'-C2'	-8.21	102.97	112.00
85	AA	394	C	O4'-C1'-N1	8.20	114.76	108.20

Continued on next page...

Continued from previous page...

Mol	Chain	Res	Type	Atoms	Z	Observed(°)	Ideal(°)
85	AA	600	C	C5'-C4'-C3'	8.20	129.13	116.00
85	AA	1450	U	O4'-C1'-N1	8.21	114.76	108.20
34	BA	280	A	N1-C6-N6	8.20	123.52	118.60
34	BA	680	C	O5'-P-OP2	8.20	120.54	110.70
34	BA	1200	U	C6-N1-C1'	-8.20	109.72	121.20
36	BC	30	U	P-O3'-C3'	8.20	129.54	119.70
40	BG	164	U	C4-C5-C6	-8.20	114.78	119.70
34	BA	1205	A	C4-C5-C6	-8.20	112.90	117.00
76	Bq	25	TYR	CB-CG-CD2	-8.20	116.08	121.00
85	AA	813	G	P-O3'-C3'	-8.20	109.86	119.70
85	AA	1607	A	C8-N9-C4	-8.20	102.52	105.80
34	BA	239	C	C3'-C2'-C1'	-8.20	94.94	101.50
34	BA	944	G	N1-C6-O6	8.20	124.82	119.90
37	BD	29	C	C2-N1-C1'	-8.20	109.78	118.80
41	BH	129	G	P-O3'-C3'	-8.20	109.86	119.70
85	AA	390	U	C1'-O4'-C4'	-8.20	103.34	109.90
34	BA	3	G	N1-C6-O6	8.20	124.82	119.90
34	BA	144	C	O4'-C1'-N1	8.20	114.76	108.20
34	BA	296	G	C5'-C4'-O4'	-8.20	99.26	109.10
34	BA	422	C	O4'-C1'-N1	8.20	114.76	108.20
39	BF	22	U	P-O5'-C5'	8.20	134.02	120.90
85	AA	944	C	N3-C4-N4	8.20	123.74	118.00
85	AA	2017	U	N1-C1'-C2'	-8.20	102.98	112.00
4	A3	196	ARG	NE-CZ-NH1	8.20	124.40	120.30
34	BA	1736	A	N7-C8-N9	8.20	117.90	113.80
38	BE	181	U	P-O3'-C3'	8.20	129.54	119.70
85	AA	651	G	C5-C6-O6	-8.20	123.68	128.60
34	BA	130	U	O4'-C1'-N1	8.19	114.75	108.20
34	BA	732	A	C8-N9-C4	8.19	109.08	105.80
34	BA	1216	G	O4'-C1'-N9	8.20	114.76	108.20
35	BB	620	G	C8-N9-C1'	8.20	137.65	127.00
38	BE	15	A	C1'-O4'-C4'	-8.20	103.34	109.90
85	AA	307	G	C5'-C4'-C3'	8.20	129.11	116.00
35	BB	1063	C	C2'-C3'-O3'	8.19	127.53	109.50
38	BE	70	C	C6-N1-C1'	8.19	130.63	120.80
35	BB	406	A	O4'-C1'-C2'	-8.19	97.61	105.80
35	BB	1303	A	N1-C6-N6	8.19	123.52	118.60
85	AA	337	C	P-O3'-C3'	-8.19	109.87	119.70
85	AA	875	C	C2-N3-C4	-8.19	115.80	119.90
85	AA	1863	A	C3'-C2'-C1'	-8.19	94.95	101.50
35	BB	1131	C	C6-N1-C2	-8.19	117.02	120.30
85	AA	172	A	P-O3'-C3'	-8.19	109.87	119.70

Continued on next page...

Continued from previous page...

Mol	Chain	Res	Type	Atoms	Z	Observed(°)	Ideal(°)
85	AA	927	A	N1-C6-N6	8.19	123.51	118.60
34	BA	711	C	O4'-C1'-N1	8.19	114.75	108.20
34	BA	771	A	C1'-O4'-C4'	-8.19	103.35	109.90
34	BA	1541	G	C6-C5-N7	-8.19	125.49	130.40
38	BE	131	C	P-O3'-C3'	8.19	129.53	119.70
56	BW	88	ARG	NE-CZ-NH1	8.19	124.39	120.30
85	AA	44	C	O4'-C1'-N1	8.19	114.75	108.20
85	AA	580	C	C6-N1-C2	-8.19	117.02	120.30
34	BA	1234	U	P-O5'-C5'	-8.19	107.80	120.90
35	BB	732	G	C5'-C4'-C3'	-8.19	102.90	116.00
38	BE	96	G	C6-N1-C2	-8.19	120.19	125.10
85	AA	556	C	C4'-C3'-C2'	8.19	110.79	102.60
85	AA	639	C	C6-N1-C1'	-8.19	110.97	120.80
85	AA	751	C	O4'-C1'-N1	8.19	114.75	108.20
85	AA	1254	A	C3'-C2'-C1'	-8.19	94.95	101.50
34	BA	1254	C	O4'-C1'-N1	8.19	114.75	108.20
34	BA	1439	C	C2-N1-C1'	-8.19	109.80	118.80
40	BG	166	C	C6-N1-C2	-8.19	117.03	120.30
35	BB	858	U	P-O3'-C3'	-8.19	109.88	119.70
38	BE	162	U	C2-N3-C4	-8.19	122.09	127.00
85	AA	139	G	O4'-C1'-N9	8.19	114.75	108.20
85	AA	246	C	O4'-C1'-N1	8.19	114.75	108.20
85	AA	1247	A	O4'-C1'-N9	8.19	114.75	108.20
85	AA	1458	G	C2'-C3'-O3'	8.19	127.51	109.50
85	AA	1832	G	C8-N9-C1'	8.19	137.64	127.00
34	BA	372	U	C6-N1-C1'	8.18	132.66	121.20
34	BA	1637	G	N3-C4-C5	-8.18	124.51	128.60
35	BB	42	A	C5'-C4'-C3'	8.18	129.09	116.00
35	BB	658	G	P-O5'-C5'	8.18	133.99	120.90
38	BE	90	G	C5-C6-O6	-8.18	123.69	128.60
37	BD	29	C	C3'-C2'-C1'	-8.18	94.95	101.50
39	BF	24	G	P-O5'-C5'	-8.18	107.81	120.90
85	AA	417	U	P-O5'-C5'	-8.18	107.81	120.90
85	AA	1236	G	C8-N9-C1'	8.18	137.64	127.00
85	AA	1667	C	C5'-C4'-C3'	-8.18	102.91	116.00
34	BA	1620	U	C2'-C3'-O3'	8.18	127.50	109.50
34	BA	1699	A	C5-C6-N6	8.18	130.25	123.70
35	BB	1442	C	O4'-C1'-N1	8.18	114.75	108.20
38	BE	59	U	N1-C2-O2	8.18	128.53	122.80
34	BA	1284	G	N1-C2-N2	-8.18	108.84	116.20
85	AA	494	G	C5'-C4'-O4'	8.18	118.92	109.10
82	Bw	68	ARG	NE-CZ-NH1	8.18	124.39	120.30

Continued on next page...

Continued from previous page...

Mol	Chain	Res	Type	Atoms	Z	Observed(°)	Ideal(°)
85	AA	1468	G	O4'-C1'-N9	8.18	114.74	108.20
34	BA	343	G	P-O3'-C3'	-8.18	109.89	119.70
34	BA	593	G	N9-C1'-C2'	8.18	124.63	114.00
34	BA	605	G	P-O3'-C3'	-8.18	109.89	119.70
34	BA	1677	C	P-O5'-C5'	-8.18	107.82	120.90
35	BB	1228	A	P-O5'-C5'	8.18	133.98	120.90
35	BB	1285	U	O4'-C1'-N1	8.18	114.74	108.20
38	BE	133	C	C2-N3-C4	-8.18	115.81	119.90
85	AA	1280	U	P-O3'-C3'	8.18	129.51	119.70
85	AA	1566	A	O4'-C1'-N9	8.18	114.74	108.20
85	AA	2130	G	C5-C6-O6	-8.18	123.69	128.60
19	AK	99	TYR	CB-CG-CD2	-8.17	116.10	121.00
34	BA	73	G	C4-N9-C1'	-8.17	115.87	126.50
34	BA	89	G	C8-N9-C4	8.17	109.67	106.40
34	BA	232	U	C5'-C4'-C3'	8.17	129.08	116.00
34	BA	805	A	P-O5'-C5'	8.17	133.98	120.90
34	BA	535	G	N3-C4-C5	-8.17	124.51	128.60
34	BA	804	G	P-O5'-C5'	-8.17	107.83	120.90
34	BA	1591	G	N9-C1'-C2'	-8.17	103.01	112.00
35	BB	168	U	P-O5'-C5'	8.17	133.98	120.90
40	BG	96	C	P-O5'-C5'	-8.17	107.83	120.90
41	BH	127	A	P-O3'-C3'	8.17	129.51	119.70
85	AA	210	G	O4'-C1'-N9	8.17	114.74	108.20
34	BA	678	C	N1-C2-N3	8.17	124.92	119.20
34	BA	903	C	P-O3'-C3'	-8.17	109.89	119.70
34	BA	1160	U	C5'-C4'-C3'	-8.17	102.93	116.00
35	BB	1445	A	O3'-P-O5'	8.17	119.52	104.00
34	BA	1265	G	C5-C6-O6	-8.17	123.70	128.60
40	BG	9	G	C5-C6-N1	8.17	115.58	111.50
41	BH	20	A	C6-N1-C2	-8.17	113.70	118.60
85	AA	1881	C	P-O3'-C3'	8.17	129.50	119.70
85	AA	2153	G	N1-C6-O6	8.17	124.80	119.90
34	BA	1003	A	O4'-C1'-C2'	8.17	114.95	107.60
35	BB	799	A	C4'-C3'-C2'	8.17	110.77	102.60
35	BB	1260	A	P-O5'-C5'	-8.17	107.83	120.90
38	BE	133	C	O4'-C1'-N1	8.17	114.73	108.20
85	AA	570	U	O4'-C1'-N1	8.17	114.73	108.20
83	Bx	263	ARG	NE-CZ-NH1	8.16	124.38	120.30
85	AA	389	A	P-O5'-C5'	-8.16	107.84	120.90
85	AA	1015	U	C6-N1-C2	-8.16	116.10	121.00
85	AA	2119	C	C3'-C2'-C1'	-8.16	94.97	101.50
34	BA	1510	C	O4'-C1'-N1	8.16	114.73	108.20

Continued on next page...

Continued from previous page...

Mol	Chain	Res	Type	Atoms	Z	Observed(°)	Ideal(°)
35	BB	1199	A	C3'-C2'-C1'	-8.16	94.97	101.50
85	AA	1110	A	O4'-C1'-N9	8.16	114.73	108.20
85	AA	1556	G	O4'-C1'-N9	8.16	114.73	108.20
34	BA	960	C	O4'-C1'-N1	8.16	114.73	108.20
35	BB	1376	G	C5'-C4'-C3'	-8.16	102.95	116.00
36	BC	143	C	C6-N1-C2	-8.16	117.04	120.30
85	AA	506	G	P-O3'-C3'	-8.16	109.91	119.70
85	AA	2201	A	C8-N9-C4	8.16	109.06	105.80
34	BA	876	C	C5'-C4'-C3'	8.16	129.05	116.00
35	BB	905	C	C6-N1-C2	-8.16	117.04	120.30
85	AA	713	G	C3'-C2'-C1'	-8.16	94.97	101.50
34	BA	462	C	O4'-C1'-N1	8.16	114.72	108.20
34	BA	1120	U	O4'-C1'-N1	8.16	114.72	108.20
34	BA	1505	G	C6-C5-N7	-8.16	125.51	130.40
35	BB	757	C	O4'-C1'-N1	8.16	114.72	108.20
35	BB	823	G	P-O3'-C3'	-8.16	109.91	119.70
41	BH	34	G	N1-C6-O6	-8.16	115.01	119.90
51	BR	52	LEU	CB-CA-C	8.16	125.70	110.20
85	AA	146	U	O4'-C1'-N1	8.16	114.72	108.20
85	AA	205	A	C3'-C2'-C1'	-8.16	94.97	101.50
34	BA	376	U	C1'-O4'-C4'	-8.15	103.38	109.90
34	BA	926	A	C4-N9-C1'	-8.15	111.62	126.30
34	BA	1203	G	P-O5'-C5'	-8.15	107.86	120.90
34	BA	1493	U	O5'-C5'-C4'	8.15	127.19	111.70
85	AA	415	G	C5-C6-O6	-8.15	123.71	128.60
85	AA	2075	C	C2-N1-C1'	-8.15	109.83	118.80
34	BA	1638	U	C6-N1-C1'	8.15	132.61	121.20
38	BE	130	G	C8-N9-C1'	-8.15	116.40	127.00
66	Bg	94	ARG	NE-CZ-NH1	8.15	124.38	120.30
35	BB	839	G	C8-N9-C1'	8.15	137.60	127.00
40	BG	16	G	N9-C1'-C2'	-8.15	103.03	112.00
85	AA	1612	C	O4'-C1'-N1	8.15	114.72	108.20
35	BB	14	C	C2-N3-C4	-8.15	115.83	119.90
41	BH	21	G	C6-N1-C2	-8.15	120.21	125.10
85	AA	268	A	C3'-C2'-C1'	-8.15	94.98	101.50
85	AA	1980	A	O4'-C1'-N9	8.15	114.72	108.20
4	A3	49	TYR	CB-CG-CD1	-8.15	116.11	121.00
34	BA	882	G	C2-N3-C4	8.15	115.97	111.90
35	BB	653	G	C8-N9-C1'	8.15	137.59	127.00
37	BD	91	U	C6-N1-C2	-8.15	116.11	121.00
38	BE	34	C	P-O5'-C5'	-8.15	107.86	120.90
85	AA	422	G	C8-N9-C1'	8.15	137.59	127.00

Continued on next page...

Continued from previous page...

Mol	Chain	Res	Type	Atoms	Z	Observed(°)	Ideal(°)
34	BA	1049	G	N1-C6-O6	8.15	124.79	119.90
34	BA	1475	G	C8-N9-C4	8.15	109.66	106.40
35	BB	455	G	P-O3'-C3'	8.15	129.48	119.70
39	BF	31	U	O3'-P-O5'	-8.15	88.52	104.00
85	AA	1	G	O4'-C1'-N9	8.15	114.72	108.20
85	AA	392	G	N1-C6-O6	-8.15	115.01	119.90
6	A5	22	ARG	NE-CZ-NH1	8.14	124.37	120.30
34	BA	1533	G	C5'-C4'-C3'	8.14	129.03	116.00
34	BA	764	G	O4'-C4'-C3'	-8.14	95.86	104.00
85	AA	339	A	C8-N9-C1'	8.14	142.36	127.70
85	AA	2095	U	C2-N3-C4	-8.14	122.11	127.00
85	AA	1713	A	C1'-O4'-C4'	-8.14	103.39	109.90
85	AA	620	U	C1'-O4'-C4'	-8.14	103.39	109.90
25	AR	17	TYR	CB-CG-CD2	-8.14	116.12	121.00
34	BA	1086	A	O4'-C1'-N9	8.14	114.71	108.20
35	BB	539	G	N9-C1'-C2'	-8.14	103.05	112.00
85	AA	2181	G	C8-N9-C1'	8.14	137.58	127.00
85	AA	2242	U	O5'-P-OP2	-8.14	98.37	105.70
34	BA	557	U	O5'-P-OP2	8.14	120.47	110.70
34	BA	1103	G	C8-N9-C4	8.14	109.66	106.40
85	AA	932	A	O5'-C5'-C4'	-8.14	96.24	111.70
34	BA	1483	U	C4'-C3'-C2'	8.14	110.74	102.60
35	BB	701	U	C2-N1-C1'	8.14	127.47	117.70
35	BB	1029	U	C2'-C3'-O3'	8.14	127.40	109.50
58	BY	60	ARG	NE-CZ-NH2	-8.14	116.23	120.30
38	BE	32	U	P-O3'-C3'	8.14	129.46	119.70
38	BE	123	A	N1-C2-N3	-8.14	125.23	129.30
41	BH	46	C	C6-N1-C1'	8.14	130.56	120.80
85	AA	476	C	C6-N1-C2	-8.14	117.05	120.30
85	AA	1397	U	O4'-C1'-N1	8.14	114.71	108.20
85	AA	1490	A	P-O3'-C3'	8.14	129.47	119.70
85	AA	1368	G	P-O3'-C3'	-8.14	109.94	119.70
34	BA	816	G	N9-C1'-C2'	-8.14	103.05	112.00
35	BB	642	G	C4-N9-C1'	8.13	137.08	126.50
35	BB	846	A	C1'-O4'-C4'	-8.14	103.39	109.90
35	BB	1220	A	C5-C6-N6	-8.13	117.19	123.70
85	AA	274	A	P-O3'-C3'	-8.13	109.94	119.70
85	AA	492	C	C6-N1-C2	-8.13	117.05	120.30
85	AA	494	G	C3'-C2'-C1'	-8.13	94.99	101.50
85	AA	736	U	C6-N1-C1'	8.13	132.59	121.20
85	AA	975	G	N1-C6-O6	-8.13	115.02	119.90
40	BG	15	G	N9-C1'-C2'	-8.13	103.06	112.00

Continued on next page...

Continued from previous page...

Mol	Chain	Res	Type	Atoms	Z	Observed(°)	Ideal(°)
34	BA	1549	U	C2-N1-C1'	-8.13	107.94	117.70
35	BB	1122	C	O4'-C1'-N1	8.13	114.70	108.20
35	BB	1266	A	O4'-C1'-N9	8.13	114.70	108.20
45	BL	130	TYR	CB-CG-CD2	-8.13	116.12	121.00
85	AA	1247	A	P-O5'-C5'	-8.13	107.89	120.90
85	AA	1700	C	P-O5'-C5'	8.13	133.91	120.90
85	AA	2191	C	O4'-C1'-N1	8.13	114.70	108.20
34	BA	101	G	N3-C2-N2	8.13	125.59	119.90
34	BA	661	C	C4'-C3'-C2'	8.13	110.73	102.60
34	BA	691	A	O4'-C1'-N9	8.13	114.70	108.20
34	BA	1282	G	C3'-C2'-C1'	-8.13	95.00	101.50
34	BA	1662	U	C5-C4-O4	8.13	130.78	125.90
39	BF	39	C	C5'-C4'-O4'	8.13	118.86	109.10
85	AA	790	A	O5'-C5'-C4'	8.13	127.14	111.70
34	BA	1321	A	P-O3'-C3'	-8.13	109.95	119.70
35	BB	380	G	C5'-C4'-C3'	-8.13	103.00	116.00
38	BE	132	U	N3-C2-O2	-8.13	116.51	122.20
85	AA	532	G	O4'-C1'-N9	8.13	114.70	108.20
85	AA	643	C	C6-N1-C2	-8.13	117.05	120.30
85	AA	1975	G	C8-N9-C1'	8.13	137.56	127.00
34	BA	1441	C	C5'-C4'-C3'	8.13	129.00	116.00
35	BB	427	U	C2-N3-C4	-8.12	122.12	127.00
85	AA	203	C	C6-N1-C1'	-8.13	111.05	120.80
85	AA	1121	U	C1'-O4'-C4'	-8.12	103.40	109.90
85	AA	1810	C	O4'-C1'-N1	8.12	114.70	108.20
85	AA	1836	U	O4'-C1'-N1	8.12	114.70	108.20
85	AA	1970	A	O4'-C1'-N9	8.13	114.70	108.20
34	BA	110	C	C5'-C4'-C3'	-8.12	103.01	116.00
35	BB	21	C	O4'-C1'-N1	8.12	114.70	108.20
35	BB	1315	C	C2-N3-C4	-8.12	115.84	119.90
36	BC	147	G	C8-N9-C4	-8.12	103.15	106.40
38	BE	13	A	C3'-C2'-C1'	-8.12	95.00	101.50
85	AA	779	G	C5-C6-O6	-8.12	123.73	128.60
85	AA	1515	A	C4'-C3'-C2'	-8.12	94.48	102.60
86	AB	14	A	C5'-C4'-C3'	8.12	128.99	116.00
35	BB	144	G	P-O5'-C5'	8.12	133.89	120.90
35	BB	817	C	C5'-C4'-C3'	-8.12	103.01	116.00
35	BB	1515	C	N3-C2-O2	-8.12	116.22	121.90
85	AA	647	C	P-O3'-C3'	8.12	129.44	119.70
85	AA	994	A	C5'-C4'-C3'	-8.12	103.01	116.00
34	BA	252	A	N9-C1'-C2'	-8.12	103.07	112.00
34	BA	1316	G	P-O5'-C5'	-8.12	107.91	120.90

Continued on next page...

Continued from previous page...

Mol	Chain	Res	Type	Atoms	Z	Observed(°)	Ideal(°)
62	Bc	16	SER	N-CA-CB	8.12	122.68	110.50
71	Bl	95	TRP	CA-C-N	8.12	135.06	117.20
85	AA	106	G	N3-C2-N2	8.12	125.58	119.90
34	BA	77	C	O4'-C1'-N1	8.12	114.69	108.20
34	BA	634	U	O5'-P-OP2	-8.12	98.40	105.70
34	BA	1486	U	N3-C2-O2	-8.12	116.52	122.20
85	AA	370	A	P-O3'-C3'	-8.12	109.96	119.70
35	BB	2	C	C6-N1-C2	-8.11	117.05	120.30
36	BC	25	C	C6-N1-C2	-8.11	117.05	120.30
38	BE	90	G	C2'-C3'-O3'	8.12	127.35	109.50
85	AA	1535	C	C5'-C4'-C3'	-8.12	103.01	116.00
85	AA	2088	U	P-O3'-C3'	-8.12	109.96	119.70
85	AA	2153	G	O4'-C1'-N9	8.12	114.69	108.20
34	BA	214	A	N7-C8-N9	8.11	117.86	113.80
38	BE	32	U	C5'-C4'-C3'	-8.11	103.02	116.00
41	BH	129	G	C4-N9-C1'	-8.11	115.95	126.50
57	BX	139	ASP	CB-CG-OD1	8.11	125.60	118.30
35	BB	25	A	O4'-C1'-N9	8.11	114.69	108.20
35	BB	1234	G	C5-C6-N1	8.11	115.56	111.50
62	Bc	78	LYS	CD-CE-NZ	8.11	130.35	111.70
85	AA	380	C	O4'-C1'-N1	8.11	114.69	108.20
85	AA	1239	C	C6-N1-C2	-8.11	117.06	120.30
85	AA	2119	C	N3-C2-O2	-8.11	116.22	121.90
85	AA	1456	A	N9-C1'-C2'	-8.11	103.08	112.00
34	BA	1379	G	C8-N9-C4	-8.11	103.16	106.40
34	BA	102	G	O4'-C1'-N9	8.11	114.69	108.20
34	BA	1320	A	P-O5'-C5'	8.11	133.87	120.90
35	BB	973	G	C5'-C4'-C3'	-8.11	103.03	116.00
35	BB	1020	U	C2-N3-C4	-8.11	122.13	127.00
35	BB	1301	U	P-O3'-C3'	8.11	129.43	119.70
35	BB	1458	U	P-O5'-C5'	-8.11	107.93	120.90
41	BH	18	C	O4'-C1'-N1	8.11	114.69	108.20
85	AA	893	G	C4-C5-C6	-8.11	113.93	118.80
85	AA	1231	G	C8-N9-C1'	8.11	137.54	127.00
40	BG	133	C	C2-N1-C1'	8.11	127.72	118.80
34	BA	146	G	C6-N1-C2	-8.11	120.24	125.10
34	BA	843	G	N3-C2-N2	8.11	125.57	119.90
34	BA	1058	C	P-O3'-C3'	8.11	129.43	119.70
35	BB	1141	A	O4'-C4'-C3'	-8.11	95.89	104.00
35	BB	1270	C	O4'-C1'-N1	8.11	114.69	108.20
36	BC	94	C	O4'-C1'-N1	8.11	114.69	108.20
85	AA	358	U	C5'-C4'-C3'	8.11	128.97	116.00

Continued on next page...

Continued from previous page...

Mol	Chain	Res	Type	Atoms	Z	Observed(°)	Ideal(°)
85	AA	534	A	N1-C6-N6	-8.11	113.74	118.60
38	BE	195	G	N3-C4-N9	8.11	130.86	126.00
85	AA	230	U	O4'-C1'-N1	8.11	114.68	108.20
85	AA	610	C	C4'-C3'-C2'	-8.11	94.49	102.60
85	AA	862	U	N3-C2-O2	-8.11	116.53	122.20
85	AA	1665	G	C3'-C2'-C1'	-8.11	95.02	101.50
34	BA	1261	G	C1'-O4'-C4'	-8.10	103.42	109.90
34	BA	998	U	C5'-C4'-C3'	8.10	128.96	116.00
34	BA	1281	U	C1'-O4'-C4'	-8.10	103.42	109.90
35	BB	449	C	N3-C2-O2	-8.10	116.23	121.90
35	BB	858	U	C5'-C4'-C3'	-8.10	103.03	116.00
85	AA	646	C	P-O3'-C3'	-8.10	109.97	119.70
35	BB	1534	U	C5'-C4'-C3'	8.10	128.96	116.00
85	AA	874	A	C8-N9-C4	8.10	109.04	105.80
36	BC	86	U	C3'-C2'-C1'	-8.10	95.02	101.50
40	BG	58	G	C5'-C4'-C3'	-8.10	103.04	116.00
85	AA	755	G	N3-C2-N2	8.10	125.57	119.90
85	AA	1560	A	C5'-C4'-O4'	8.10	118.82	109.10
34	BA	8	G	N9-C1'-C2'	-8.10	103.09	112.00
34	BA	210	G	P-O3'-C3'	8.10	129.42	119.70
35	BB	62	C	C6-N1-C2	-8.10	117.06	120.30
38	BE	177	U	P-O3'-C3'	-8.10	109.98	119.70
56	BW	73	ARG	CD-NE-CZ	8.10	134.94	123.60
65	Bf	194	ARG	NE-CZ-NH1	8.10	124.35	120.30
85	AA	375	C	C4'-C3'-C2'	8.10	110.70	102.60
85	AA	414	C	C5-C4-N4	8.10	125.87	120.20
35	BB	1141	A	O4'-C1'-N9	8.10	114.68	108.20
41	BH	47	G	C5-C6-N1	8.10	115.55	111.50
85	AA	164	G	O5'-P-OP2	8.10	120.42	110.70
85	AA	1896	G	N1-C6-O6	8.10	124.76	119.90
34	BA	680	C	C3'-C2'-C1'	-8.10	95.02	101.50
85	AA	1520	A	C5-C6-N6	-8.10	117.22	123.70
34	BA	1103	G	C4-N9-C1'	-8.09	115.98	126.50
35	BB	42	A	C4'-C3'-C2'	8.09	110.69	102.60
35	BB	632	U	P-O3'-C3'	-8.09	109.99	119.70
35	BB	1432	U	P-O5'-C5'	-8.09	107.95	120.90
52	BS	157	ARG	C-N-CA	8.09	141.94	121.70
38	BE	96	G	C4-C5-C6	-8.09	113.94	118.80
85	AA	699	U	C5'-C4'-C3'	-8.09	103.05	116.00
34	BA	134	U	C6-N1-C2	-8.09	116.15	121.00
34	BA	221	G	C5'-C4'-C3'	-8.09	103.05	116.00
34	BA	1450	G	C5-C6-O6	-8.09	123.75	128.60

Continued on next page...

Continued from previous page...

Mol	Chain	Res	Type	Atoms	Z	Observed(°)	Ideal(°)
35	BB	256	G	N1-C6-O6	8.09	124.75	119.90
35	BB	399	A	N1-C6-N6	8.09	123.45	118.60
36	BC	158	U	O4'-C1'-N1	8.09	114.67	108.20
79	Bt	23	PHE	CB-CG-CD2	-8.09	115.14	120.80
85	AA	893	G	P-O3'-C3'	-8.09	109.99	119.70
85	AA	2157	G	O4'-C1'-N9	8.09	114.67	108.20
34	BA	308	C	C3'-C2'-C1'	-8.09	95.03	101.50
34	BA	361	C	C6-N1-C2	-8.09	117.06	120.30
85	AA	1560	A	O4'-C1'-N9	8.09	114.67	108.20
34	BA	217	C	C6-N1-C1'	-8.09	111.10	120.80
34	BA	238	C	P-O3'-C3'	-8.09	110.00	119.70
34	BA	616	G	C8-N9-C1'	8.09	137.51	127.00
34	BA	894	G	C2-N3-C4	-8.09	107.86	111.90
34	BA	967	C	C1'-O4'-C4'	-8.09	103.43	109.90
35	BB	1207	C	P-O3'-C3'	-8.09	110.00	119.70
85	AA	443	A	C8-N9-C4	8.09	109.03	105.80
85	AA	1890	C	O4'-C1'-N1	8.09	114.67	108.20
85	AA	1992	A	C5'-C4'-C3'	8.09	128.94	116.00
34	BA	1229	G	C5-C6-O6	-8.09	123.75	128.60
38	BE	16	C	O4'-C4'-C3'	-8.09	95.92	104.00
85	AA	1459	C	N3-C2-O2	-8.09	116.24	121.90
35	BB	1212	C	O4'-C1'-N1	8.08	114.67	108.20
85	AA	428	G	N1-C6-O6	8.08	124.75	119.90
85	AA	1506	U	N3-C2-O2	-8.08	116.54	122.20
85	AA	2048	C	C6-N1-C2	-8.08	117.07	120.30
20	AL	124	VAL	C-N-CA	8.08	141.91	121.70
34	BA	1173	C	C1'-O4'-C4'	-8.08	103.44	109.90
34	BA	1732	A	N3-C4-N9	8.08	133.87	127.40
35	BB	1512	C	P-O5'-C5'	8.08	133.83	120.90
37	BD	84	U	C5'-C4'-C3'	-8.08	103.07	116.00
38	BE	104	G	C4'-C3'-C2'	-8.08	94.52	102.60
40	BG	64	C	C2-N3-C4	-8.08	115.86	119.90
47	BN	214	GLU	N-CA-CB	-8.08	96.05	110.60
85	AA	126	U	C3'-C2'-C1'	-8.08	95.03	101.50
34	BA	1503	U	O4'-C1'-N1	8.08	114.66	108.20
34	BA	1617	U	P-O3'-C3'	-8.08	110.00	119.70
85	AA	1982	C	C6-N1-C2	-8.08	117.07	120.30
34	BA	315	U	O5'-C5'-C4'	8.08	127.05	111.70
34	BA	447	U	C6-N1-C1'	8.08	132.51	121.20
34	BA	867	C	N3-C4-N4	-8.08	112.34	118.00
35	BB	161	G	O4'-C1'-N9	8.08	114.66	108.20
35	BB	1288	G	C5'-C4'-C3'	8.08	128.93	116.00

Continued on next page...

Continued from previous page...

Mol	Chain	Res	Type	Atoms	Z	Observed(°)	Ideal(°)
85	AA	2225	G	O4'-C1'-N9	8.08	114.67	108.20
85	AA	1884	A	O4'-C1'-N9	8.08	114.66	108.20
34	BA	709	C	C6-N1-C2	-8.08	117.07	120.30
35	BB	786	A	N1-C6-N6	-8.08	113.75	118.60
85	AA	1235	G	C5'-C4'-C3'	-8.08	103.08	116.00
35	BB	1431	G	C8-N9-C1'	8.08	137.50	127.00
36	BC	52	A	C3'-C2'-C1'	-8.08	95.04	101.50
85	AA	1682	U	O3'-P-O5'	-8.08	88.65	104.00
35	BB	139	G	C4-N9-C1'	-8.07	116.00	126.50
35	BB	679	G	N9-C1'-C2'	-8.07	103.12	112.00
35	BB	832	C	C6-N1-C2	-8.07	117.07	120.30
35	BB	1475	U	C1'-O4'-C4'	-8.07	103.44	109.90
34	BA	62	A	C5'-C4'-C3'	-8.07	103.08	116.00
34	BA	103	G	C3'-C2'-C1'	-8.07	95.04	101.50
34	BA	1156	U	C2-N1-C1'	-8.07	108.01	117.70
36	BC	55	U	C5'-C4'-C3'	-8.07	103.08	116.00
85	AA	1411	C	O4'-C1'-N1	8.07	114.66	108.20
85	AA	1517	G	C5'-C4'-C3'	-8.07	103.08	116.00
39	BF	30	C	P-O3'-C3'	-8.07	110.01	119.70
85	AA	1645	G	C4-N9-C1'	-8.07	116.00	126.50
86	AB	63	G	C1'-O4'-C4'	-8.07	103.44	109.90
35	BB	708	C	N3-C4-C5	-8.07	118.67	121.90
34	BA	166	G	C8-N9-C1'	8.07	137.49	127.00
34	BA	1467	U	C3'-C2'-C1'	-8.07	95.05	101.50
35	BB	1421	C	O4'-C1'-N1	8.07	114.66	108.20
40	BG	46	G	C5-C6-O6	-8.07	123.76	128.60
81	Bv	68	TYR	CB-CG-CD1	8.07	125.84	121.00
85	AA	463	G	C5-C6-O6	-8.07	123.76	128.60
85	AA	743	C	C2-N1-C1'	-8.07	109.92	118.80
34	BA	762	A	C5'-C4'-C3'	-8.07	103.09	116.00
34	BA	1294	C	N1-C1'-C2'	8.07	124.49	114.00
34	BA	1738	G	C8-N9-C1'	8.07	137.49	127.00
35	BB	652	G	C4'-C3'-C2'	-8.07	94.53	102.60
37	BD	48	G	N9-C4-C5	-8.07	102.17	105.40
35	BB	1538	G	C4-N9-C1'	-8.07	116.01	126.50
37	BD	94	C	P-O5'-C5'	-8.07	107.99	120.90
85	AA	549	A	C4-N9-C1'	-8.07	111.78	126.30
85	AA	735	G	C8-N9-C4	-8.07	103.17	106.40
85	AA	2241	C	C1'-O4'-C4'	-8.06	103.45	109.90
34	BA	470	C	P-O3'-C3'	8.06	129.38	119.70
34	BA	748	C	C1'-O4'-C4'	-8.06	103.45	109.90
85	AA	698	G	C1'-O4'-C4'	-8.06	103.45	109.90

Continued on next page...

Continued from previous page...

Mol	Chain	Res	Type	Atoms	Z	Observed(°)	Ideal(°)
35	BB	780	U	O4'-C1'-N1	8.06	114.65	108.20
37	BD	64	A	N1-C6-N6	8.06	123.44	118.60
38	BE	127	G	C4'-C3'-C2'	8.06	110.66	102.60
85	AA	456	A	C8-N9-C4	8.06	109.03	105.80
85	AA	841	U	P-O3'-C3'	-8.06	110.02	119.70
85	AA	1787	G	P-O3'-C3'	8.06	129.38	119.70
34	BA	53	G	C8-N9-C1'	8.06	137.48	127.00
37	BD	31	U	O4'-C1'-N1	8.06	114.65	108.20
82	Bw	218	TRP	CB-CG-CD2	-8.06	116.12	126.60
85	AA	919	U	C2-N1-C1'	8.06	127.37	117.70
85	AA	484	G	P-O5'-C5'	8.06	133.80	120.90
85	AA	2014	G	N3-C2-N2	-8.06	114.26	119.90
34	BA	819	G	P-O3'-C3'	-8.06	110.03	119.70
35	BB	1212	C	C4'-C3'-C2'	8.06	110.66	102.60
38	BE	168	C	O4'-C1'-N1	8.06	114.65	108.20
85	AA	855	G	P-O3'-C3'	-8.06	110.03	119.70
85	AA	989	U	O5'-C5'-C4'	-8.06	96.39	111.70
85	AA	775	C	C3'-C2'-C1'	-8.06	95.05	101.50
85	AA	1281	G	C1'-O4'-C4'	-8.06	103.45	109.90
85	AA	1471	G	C5-C6-N1	8.06	115.53	111.50
85	AA	1839	G	C5'-C4'-C3'	-8.06	103.11	116.00
85	AA	2075	C	C6-N1-C1'	8.06	130.47	120.80
34	BA	847	U	P-O5'-C5'	8.05	133.79	120.90
34	BA	1798	G	P-O5'-C5'	8.05	133.79	120.90
35	BB	706	G	C5'-C4'-C3'	8.05	128.89	116.00
35	BB	1141	A	P-O5'-C5'	-8.05	108.01	120.90
35	BB	1426	G	C5-C6-N1	8.05	115.53	111.50
41	BH	81	U	O4'-C1'-N1	8.05	114.64	108.20
70	Bk	94	ARG	NE-CZ-NH1	8.05	124.33	120.30
85	AA	650	G	C8-N9-C1'	8.05	137.47	127.00
85	AA	1229	G	N3-C4-C5	-8.06	124.57	128.60
38	BE	7	U	N3-C2-O2	-8.05	116.56	122.20
34	BA	1415	C	O4'-C1'-N1	8.05	114.64	108.20
34	BA	1448	G	N1-C6-O6	8.05	124.73	119.90
77	Br	139	ARG	NE-CZ-NH2	-8.05	116.28	120.30
85	AA	768	C	C2-N1-C1'	-8.05	109.94	118.80
34	BA	110	C	C1'-O4'-C4'	-8.05	103.46	109.90
34	BA	314	A	C1'-O4'-C4'	-8.05	103.46	109.90
35	BB	37	C	C3'-C2'-C1'	-8.05	95.06	101.50
35	BB	109	U	C5'-C4'-C3'	-8.05	103.12	116.00
35	BB	534	C	C6-N1-C2	-8.05	117.08	120.30
35	BB	1016	C	O4'-C1'-N1	8.05	114.64	108.20

Continued on next page...

Continued from previous page...

Mol	Chain	Res	Type	Atoms	Z	Observed(°)	Ideal(°)
35	BB	1453	G	C2-N3-C4	-8.05	107.88	111.90
35	BB	1495	U	C1'-O4'-C4'	-8.05	103.46	109.90
44	BK	185	ARG	NE-CZ-NH1	8.05	124.32	120.30
85	AA	848	C	O4'-C1'-N1	8.05	114.64	108.20
85	AA	1560	A	C1'-O4'-C4'	-8.05	103.46	109.90
85	AA	1909	C	C6-N1-C2	-8.05	117.08	120.30
35	BB	1230	A	P-O5'-C5'	-8.05	108.03	120.90
40	BG	9	G	C1'-O4'-C4'	-8.05	103.46	109.90
34	BA	389	U	O4'-C1'-N1	8.04	114.64	108.20
41	BH	109	G	N1-C6-O6	-8.04	115.07	119.90
53	BT	132	PHE	CB-CG-CD1	8.05	126.43	120.80
75	Bp	27	HIS	CA-CB-CG	-8.04	99.92	113.60
85	AA	1544	G	N1-C6-O6	-8.04	115.07	119.90
85	AA	1845	G	C4-N9-C1'	-8.05	116.04	126.50
86	AB	19	G	P-O5'-C5'	-8.04	108.03	120.90
6	A5	25	MET	CG-SD-CE	-8.04	87.33	100.20
34	BA	1672	C	C6-N1-C2	-8.04	117.08	120.30
38	BE	135	A	C1'-O4'-C4'	-8.04	103.47	109.90
85	AA	1012	C	P-O3'-C3'	8.04	129.35	119.70
73	Bn	56	ARG	NE-CZ-NH1	8.04	124.32	120.30
84	By	44	PHE	CB-CG-CD1	8.04	126.43	120.80
85	AA	1988	A	N1-C6-N6	-8.04	113.78	118.60
34	BA	65	A	C5'-C4'-C3'	8.04	128.86	116.00
34	BA	290	G	C4-N9-C1'	-8.04	116.05	126.50
34	BA	1190	A	O3'-P-O5'	-8.04	88.72	104.00
35	BB	1480	G	O4'-C1'-N9	8.04	114.63	108.20
38	BE	75	C	C6-N1-C1'	8.04	130.45	120.80
38	BE	113	C	C6-N1-C2	-8.04	117.08	120.30
38	BE	176	G	C5'-C4'-C3'	8.04	128.86	116.00
39	BF	37	C	O4'-C1'-N1	8.04	114.63	108.20
34	BA	525	A	C4-N9-C1'	-8.04	111.83	126.30
34	BA	566	G	N9-C1'-C2'	-8.04	103.16	112.00
34	BA	1699	A	N9-C1'-C2'	-8.04	103.16	112.00
35	BB	816	U	P-O5'-C5'	-8.04	108.04	120.90
37	BD	35	C	P-O3'-C3'	-8.04	110.05	119.70
85	AA	1557	U	P-O3'-C3'	8.04	129.35	119.70
35	BB	1014	U	N3-C2-O2	-8.04	116.57	122.20
37	BD	77	A	N9-C1'-C2'	-8.04	103.16	112.00
40	BG	132	U	C2-N1-C1'	-8.04	108.06	117.70
34	BA	292	C	O4'-C1'-N1	8.04	114.63	108.20
34	BA	398	G	C5-C6-O6	-8.04	123.78	128.60
34	BA	1244	G	C5-C6-O6	-8.04	123.78	128.60

Continued on next page...

Continued from previous page...

Mol	Chain	Res	Type	Atoms	Z	Observed(°)	Ideal(°)
35	BB	1	U	C5'-C4'-C3'	8.04	128.86	116.00
35	BB	1032	U	C1'-O4'-C4'	-8.04	103.47	109.90
36	BC	5	U	C2-N3-C4	-8.04	122.18	127.00
85	AA	918	U	C1'-O4'-C4'	-8.04	103.47	109.90
36	BC	53	A	C8-N9-C4	8.03	109.01	105.80
41	BH	58	C	O4'-C1'-N1	8.03	114.63	108.20
85	AA	866	U	P-O3'-C3'	-8.04	110.06	119.70
85	AA	889	G	O5'-C5'-C4'	-8.03	96.44	111.70
85	AA	964	C	C6-N1-C1'	-8.04	111.16	120.80
85	AA	2169	C	O4'-C1'-N1	8.03	114.63	108.20
34	BA	696	A	P-O5'-C5'	-8.03	108.05	120.90
35	BB	522	A	C3'-C2'-C1'	-8.03	95.07	101.50
45	BL	179	PHE	CB-CG-CD2	-8.03	115.18	120.80
34	BA	254	U	O4'-C1'-N1	8.03	114.62	108.20
35	BB	1039	A	C5'-C4'-C3'	-8.03	103.15	116.00
36	BC	141	C	O4'-C1'-N1	8.03	114.62	108.20
41	BH	134	U	O4'-C4'-C3'	-8.03	95.97	104.00
85	AA	285	C	O5'-C5'-C4'	8.03	126.96	111.70
27	AT	65	PHE	CB-CG-CD1	8.03	126.42	120.80
34	BA	1080	U	C4'-C3'-C2'	-8.03	94.57	102.60
35	BB	589	U	C1'-O4'-C4'	-8.03	103.48	109.90
35	BB	1003	G	C3'-C2'-C1'	-8.03	95.08	101.50
36	BC	156	A	O4'-C1'-N9	8.03	114.62	108.20
38	BE	134	A	C5'-C4'-O4'	-8.03	99.46	109.10
85	AA	1727	U	P-O3'-C3'	-8.03	110.06	119.70
59	BZ	10	ARG	NE-CZ-NH1	8.03	124.31	120.30
85	AA	514	U	C2-N3-C4	-8.03	122.18	127.00
34	BA	502	U	N3-C2-O2	-8.03	116.58	122.20
85	AA	14	C	C2-N3-C4	-8.03	115.89	119.90
85	AA	565	G	C5'-C4'-C3'	-8.03	103.16	116.00
85	AA	774	C	C2-N3-C4	-8.03	115.89	119.90
34	BA	636	G	C5-C6-O6	8.03	133.41	128.60
34	BA	736	G	N1-C6-O6	8.03	124.72	119.90
34	BA	771	A	O4'-C1'-N9	8.03	114.62	108.20
34	BA	948	C	O4'-C1'-N1	8.03	114.62	108.20
34	BA	1460	U	O4'-C1'-N1	8.03	114.62	108.20
35	BB	503	G	N1-C6-O6	8.03	124.72	119.90
35	BB	556	U	C3'-C2'-C1'	-8.03	95.08	101.50
85	AA	1034	U	O4'-C1'-N1	8.03	114.62	108.20
85	AA	2187	G	P-O5'-C5'	-8.03	108.06	120.90
35	BB	1026	G	C2-N3-C4	-8.03	107.89	111.90
85	AA	335	G	C3'-C2'-C1'	-8.03	95.08	101.50

Continued on next page...

Continued from previous page...

Mol	Chain	Res	Type	Atoms	Z	Observed(°)	Ideal(°)
34	BA	472	G	C6-C5-N7	-8.02	125.59	130.40
37	BD	30	A	N1-C6-N6	8.02	123.42	118.60
85	AA	1185	G	C5'-C4'-C3'	8.02	128.84	116.00
34	BA	1165	A	C5'-C4'-C3'	-8.02	103.17	116.00
34	BA	1482	A	C5'-C4'-C3'	8.02	128.84	116.00
34	BA	1503	U	N1-C1'-C2'	-8.02	103.18	112.00
34	BA	1528	U	P-O5'-C5'	8.02	133.74	120.90
34	BA	1561	C	P-O5'-C5'	8.02	133.74	120.90
47	BN	72	MET	CG-SD-CE	-8.02	87.36	100.20
36	BC	15	G	O4'-C1'-N9	8.02	114.62	108.20
45	BL	36	ARG	NE-CZ-NH1	8.02	124.31	120.30
70	Bk	121	ARG	NE-CZ-NH1	8.02	124.31	120.30
85	AA	726	U	P-O3'-C3'	8.02	129.32	119.70
85	AA	1502	A	N1-C6-N6	8.02	123.41	118.60
85	AA	2084	U	O4'-C1'-N1	8.02	114.62	108.20
34	BA	289	A	C2-N3-C4	-8.02	106.59	110.60
34	BA	610	A	C6-N1-C2	-8.02	113.79	118.60
34	BA	1281	U	C3'-C2'-C1'	-8.02	95.08	101.50
34	BA	1499	A	O4'-C1'-N9	8.02	114.61	108.20
35	BB	1487	G	N3-C2-N2	8.02	125.51	119.90
40	BG	16	G	C5-C6-O6	8.02	133.41	128.60
40	BG	163	G	P-O5'-C5'	-8.02	108.07	120.90
65	Bf	348	GLU	C-N-CD	-8.02	102.96	120.60
79	Bt	38	ARG	NE-CZ-NH2	-8.02	116.29	120.30
85	AA	1623	U	P-O5'-C5'	-8.02	108.07	120.90
85	AA	1757	C	C6-N1-C2	-8.02	117.09	120.30
5	A4	68	TYR	CB-CG-CD1	-8.02	116.19	121.00
34	BA	482	C	C4'-C3'-C2'	8.02	110.62	102.60
34	BA	560	U	OP1-P-OP2	-8.02	107.58	119.60
34	BA	621	G	O3'-P-O5'	8.02	119.23	104.00
34	BA	873	G	O5'-P-OP2	8.02	120.32	110.70
34	BA	23	A	C1'-O4'-C4'	-8.02	103.49	109.90
34	BA	198	U	P-O3'-C3'	-8.02	110.08	119.70
34	BA	765	U	O5'-C5'-C4'	8.02	126.93	111.70
35	BB	812	G	C4-N9-C1'	-8.02	116.08	126.50
40	BG	133	C	C6-N1-C1'	-8.02	111.18	120.80
85	AA	406	U	P-O5'-C5'	-8.02	108.08	120.90
85	AA	1941	C	O4'-C1'-N1	8.02	114.61	108.20
85	AA	2125	A	C2'-C3'-O3'	8.02	127.14	109.50
34	BA	926	A	N1-C2-N3	-8.01	125.29	129.30
34	BA	1735	G	C8-N9-C4	8.01	109.61	106.40
35	BB	30	A	O4'-C1'-N9	8.01	114.61	108.20

Continued on next page...

Continued from previous page...

Mol	Chain	Res	Type	Atoms	Z	Observed(°)	Ideal(°)
35	BB	1042	U	C5'-C4'-C3'	8.01	128.82	116.00
39	BF	36	G	C5'-C4'-C3'	-8.01	103.18	116.00
40	BG	50	G	C6-N1-C2	-8.01	120.29	125.10
40	BG	77	U	O4'-C1'-N1	8.01	114.61	108.20
82	Bw	204	TYR	CB-CG-CD2	-8.01	116.19	121.00
85	AA	92	G	C5-C6-O6	-8.01	123.79	128.60
85	AA	1644	G	N7-C8-N9	8.01	117.11	113.10
86	AB	2	C	O4'-C1'-N1	8.01	114.61	108.20
4	A3	85	PHE	CB-CG-CD1	8.01	126.41	120.80
85	AA	738	C	O4'-C1'-C2'	-8.01	97.79	105.80
85	AA	1553	G	O4'-C1'-N9	8.01	114.61	108.20
34	BA	14	G	C2-N3-C4	-8.01	107.89	111.90
34	BA	262	A	P-O3'-C3'	8.01	129.31	119.70
85	AA	1346	C	P-O5'-C5'	8.01	133.72	120.90
34	BA	896	U	N3-C4-C5	-8.01	109.79	114.60
34	BA	1069	U	N3-C2-O2	-8.01	116.59	122.20
34	BA	1500	G	N3-C2-N2	8.01	125.51	119.90
35	BB	642	G	O4'-C1'-N9	8.01	114.61	108.20
41	BH	115	A	P-O5'-C5'	8.01	133.71	120.90
85	AA	1622	G	C5'-C4'-C3'	-8.01	103.19	116.00
85	AA	1701	G	N1-C2-N2	8.01	123.41	116.20
34	BA	628	U	O4'-C1'-N1	8.01	114.61	108.20
34	BA	1149	C	N3-C2-O2	-8.01	116.29	121.90
34	BA	1309	U	P-O3'-C3'	8.01	129.31	119.70
34	BA	1782	C	N1-C1'-C2'	-8.01	103.19	112.00
35	BB	13	A	C3'-C2'-C1'	-8.01	95.09	101.50
40	BG	33	G	C5-C6-O6	-8.01	123.80	128.60
85	AA	77	C	C2-N1-C1'	8.01	127.61	118.80
37	BD	78	C	N1-C2-O2	8.01	123.70	118.90
85	AA	156	G	O4'-C1'-N9	8.01	114.61	108.20
85	AA	168	A	O4'-C1'-N9	8.01	114.61	108.20
85	AA	730	G	C4-N9-C1'	-8.01	116.09	126.50
85	AA	1457	C	C4'-C3'-C2'	-8.01	94.59	102.60
85	AA	1531	G	C5-C6-O6	-8.01	123.80	128.60
38	BE	131	C	O4'-C1'-N1	8.01	114.60	108.20
85	AA	75	U	O4'-C1'-N1	8.01	114.60	108.20
85	AA	1721	A	O4'-C1'-N9	8.01	114.60	108.20
85	AA	1810	C	C5'-C4'-O4'	8.01	118.71	109.10
34	BA	138	C	N3-C2-O2	-8.00	116.30	121.90
34	BA	213	A	N1-C6-N6	-8.00	113.80	118.60
34	BA	516	U	C4'-C3'-C2'	8.00	110.60	102.60
34	BA	850	C	O4'-C1'-N1	8.00	114.60	108.20

Continued on next page...

Continued from previous page...

Mol	Chain	Res	Type	Atoms	Z	Observed(°)	Ideal(°)
34	BA	1540	C	C6-N1-C2	-8.00	117.10	120.30
40	BG	60	A	O4'-C1'-N9	8.00	114.60	108.20
85	AA	4	C	C1'-O4'-C4'	-8.00	103.50	109.90
34	BA	4	A	C4'-C3'-C2'	8.00	110.60	102.60
34	BA	767	U	P-O3'-C3'	-8.00	110.10	119.70
56	BW	73	ARG	NE-CZ-NH1	8.00	124.30	120.30
77	Br	288	THR	N-CA-CB	-8.00	95.10	110.30
85	AA	182	C	C2-N1-C1'	8.00	127.60	118.80
85	AA	321	C	C6-N1-C2	-8.00	117.10	120.30
85	AA	1657	C	O4'-C1'-N1	8.00	114.60	108.20
34	BA	1637	G	O4'-C1'-N9	8.00	114.60	108.20
38	BE	95	G	C5-C6-O6	8.00	133.40	128.60
40	BG	148	C	C5'-C4'-C3'	-8.00	103.20	116.00
41	BH	120	C	O4'-C1'-N1	8.00	114.60	108.20
85	AA	485	A	C8-N9-C4	8.00	109.00	105.80
37	BD	70	C	C2-N1-C1'	-8.00	110.00	118.80
38	BE	2	G	C3'-C2'-C1'	-8.00	95.10	101.50
38	BE	64	A	N1-C6-N6	8.00	123.40	118.60
38	BE	141	A	N1-C6-N6	8.00	123.40	118.60
49	BP	48	ARG	NE-CZ-NH1	8.00	124.30	120.30
85	AA	926	C	C2-N3-C4	-8.00	115.90	119.90
85	AA	1048	C	O4'-C1'-N1	8.00	114.60	108.20
85	AA	1537	A	C6-N1-C2	-8.00	113.80	118.60
35	BB	866	A	C4'-C3'-C2'	-8.00	94.61	102.60
35	BB	885	U	O4'-C1'-N1	8.00	114.60	108.20
16	AH	34	PHE	CB-CG-CD2	-7.99	115.20	120.80
34	BA	596	G	N1-C2-N3	-7.99	119.10	123.90
34	BA	1379	G	C2-N3-C4	7.99	115.90	111.90
35	BB	781	U	C3'-C2'-C1'	-7.99	95.11	101.50
85	AA	46	U	C6-N1-C1'	-7.99	110.01	121.20
85	AA	478	U	C6-N1-C2	-7.99	116.20	121.00
85	AA	2008	G	C4-N9-C1'	-7.99	116.11	126.50
49	BP	174	ARG	NE-CZ-NH1	7.99	124.30	120.30
34	BA	103	G	C8-N9-C1'	7.99	137.39	127.00
34	BA	1707	C	C2-N1-C1'	-7.99	110.01	118.80
41	BH	122	U	O4'-C1'-N1	7.99	114.59	108.20
85	AA	1808	G	C4-N9-C1'	7.99	136.89	126.50
34	BA	214	A	N3-C4-C5	-7.99	121.21	126.80
34	BA	481	A	C5'-C4'-C3'	-7.99	103.22	116.00
85	AA	427	G	N3-C2-N2	7.99	125.49	119.90
85	AA	1022	G	C2'-C3'-O3'	7.99	127.08	109.50
85	AA	1926	A	C5'-C4'-C3'	-7.99	103.22	116.00

Continued on next page...

Continued from previous page...

Mol	Chain	Res	Type	Atoms	Z	Observed(°)	Ideal(°)
85	AA	2130	G	C8-N9-C1'	7.99	137.38	127.00
34	BA	1798	G	C8-N9-C1'	-7.99	116.62	127.00
35	BB	902	C	O4'-C1'-N1	7.99	114.59	108.20
85	AA	94	C	O4'-C1'-N1	7.99	114.59	108.20
85	AA	1432	C	C2-N1-C1'	7.99	127.59	118.80
7	A6	22	ARG	NE-CZ-NH1	7.99	124.29	120.30
34	BA	99	G	C8-N9-C1'	-7.99	116.62	127.00
34	BA	401	A	C8-N9-C4	7.99	108.99	105.80
34	BA	551	U	O4'-C1'-N1	7.99	114.59	108.20
34	BA	957	A	C5'-C4'-O4'	7.99	118.68	109.10
36	BC	137	C	P-O3'-C3'	-7.99	110.12	119.70
38	BE	90	G	C4-N9-C1'	-7.99	116.12	126.50
38	BE	174	U	P-O3'-C3'	7.99	129.28	119.70
85	AA	1426	G	P-O5'-C5'	7.99	133.68	120.90
34	BA	892	C	C5-C4-N4	7.98	125.79	120.20
37	BD	82	G	C8-N9-C1'	7.98	137.38	127.00
38	BE	33	C	P-O3'-C3'	-7.98	110.12	119.70
41	BH	133	U	P-O5'-C5'	-7.98	108.13	120.90
35	BB	791	A	O4'-C1'-N9	7.98	114.59	108.20
36	BC	158	U	O4'-C4'-C3'	-7.98	96.02	104.00
34	BA	1732	A	C4-C5-C6	7.98	120.99	117.00
35	BB	564	U	P-O5'-C5'	7.98	133.67	120.90
85	AA	1293	U	O4'-C1'-N1	7.98	114.58	108.20
35	BB	375	G	P-O3'-C3'	-7.98	110.13	119.70
65	Bf	61	ARG	NE-CZ-NH1	7.98	124.29	120.30
85	AA	66	U	O4'-C1'-N1	7.98	114.58	108.20
86	AB	71	G	C2'-C3'-O3'	7.98	127.05	109.50
34	BA	320	G	P-O3'-C3'	-7.98	110.13	119.70
35	BB	463	C	C6-N1-C2	-7.98	117.11	120.30
36	BC	151	G	C6-N1-C2	-7.98	120.31	125.10
85	AA	1105	G	C4-N9-C1'	7.98	136.87	126.50
27	AT	17	PHE	CB-CG-CD1	-7.98	115.22	120.80
34	BA	122	U	P-O5'-C5'	-7.98	108.14	120.90
34	BA	317	U	O4'-C1'-N1	7.98	114.58	108.20
34	BA	1019	C	O4'-C1'-N1	7.98	114.58	108.20
52	BS	137	ARG	NE-CZ-NH2	-7.98	116.31	120.30
34	BA	1268	C	P-O3'-C3'	-7.97	110.13	119.70
34	BA	1815	G	C5-C6-N1	7.97	115.49	111.50
35	BB	16	G	C4-N9-C1'	-7.97	116.13	126.50
38	BE	199	A	C6-N1-C2	-7.97	113.81	118.60
40	BG	59	G	C1'-O4'-C4'	-7.97	103.52	109.90
41	BH	85	C	C6-N1-C2	-7.97	117.11	120.30

Continued on next page...

Continued from previous page...

Mol	Chain	Res	Type	Atoms	Z	Observed(°)	Ideal(°)
49	BP	93	ARG	NE-CZ-NH1	7.97	124.29	120.30
74	Bo	49	ARG	NE-CZ-NH1	7.97	124.29	120.30
85	AA	1655	G	C4'-C3'-C2'	7.97	110.57	102.60
34	BA	231	U	C5'-C4'-C3'	7.97	128.75	116.00
34	BA	405	C	C5'-C4'-C3'	7.97	128.76	116.00
35	BB	2	C	N3-C4-C5	-7.97	118.71	121.90
35	BB	1129	C	C5'-C4'-C3'	-7.97	103.24	116.00
35	BB	1490	G	N9-C1'-C2'	-7.97	103.23	112.00
36	BC	129	C	C6-N1-C1'	7.97	130.37	120.80
37	BD	112	U	C2-N1-C1'	-7.97	108.13	117.70
38	BE	127	G	O4'-C1'-N9	7.97	114.58	108.20
85	AA	133	G	O4'-C1'-N9	7.97	114.58	108.20
85	AA	655	U	C2-N3-C4	-7.97	122.22	127.00
85	AA	1683	U	C2-N3-C4	-7.97	122.22	127.00
34	BA	14	G	C8-N9-C4	7.97	109.59	106.40
34	BA	167	U	N3-C2-O2	-7.97	116.62	122.20
34	BA	296	G	C6-C5-N7	-7.97	125.62	130.40
65	Bf	400	MET	CG-SD-CE	-7.97	87.45	100.20
34	BA	1708	A	C2-N3-C4	7.97	114.58	110.60
34	BA	1711	G	N3-C2-N2	7.97	125.48	119.90
35	BB	822	G	N3-C4-N9	7.97	130.78	126.00
36	BC	16	A	P-O5'-C5'	-7.97	108.15	120.90
85	AA	483	G	P-O5'-C5'	7.97	133.65	120.90
85	AA	991	G	C6-N1-C2	-7.97	120.32	125.10
85	AA	1183	C	C2-N1-C1'	7.97	127.57	118.80
34	BA	1510	C	C1'-O4'-C4'	-7.97	103.53	109.90
35	BB	604	C	C3'-C2'-C1'	-7.97	95.13	101.50
34	BA	8	G	O5'-P-OP2	-7.97	98.53	105.70
35	BB	1509	G	P-O3'-C3'	-7.97	110.14	119.70
85	AA	421	G	P-O3'-C3'	-7.97	110.14	119.70
85	AA	1633	A	P-O3'-C3'	7.97	129.26	119.70
85	AA	1950	G	O4'-C1'-N9	7.97	114.57	108.20
85	AA	2058	C	C2-N1-C1'	-7.97	110.04	118.80
85	AA	2168	C	O4'-C1'-N1	7.97	114.57	108.20
34	BA	1816	G	C5-C6-N1	7.96	115.48	111.50
35	BB	438	G	C4-N9-C1'	-7.96	116.14	126.50
35	BB	878	G	C4-N9-C1'	-7.96	116.15	126.50
35	BB	1268	C	O4'-C1'-N1	7.96	114.57	108.20
37	BD	36	C	C5'-C4'-C3'	-7.96	103.26	116.00
39	BF	57	C	P-O3'-C3'	-7.96	110.14	119.70
85	AA	16	G	C5-C6-N1	7.96	115.48	111.50
85	AA	708	G	C5-C6-O6	-7.96	123.82	128.60

Continued on next page...

Continued from previous page...

Mol	Chain	Res	Type	Atoms	Z	Observed(°)	Ideal(°)
34	BA	545	U	C5'-C4'-C3'	-7.96	103.26	116.00
34	BA	615	A	O3'-P-O5'	-7.96	88.87	104.00
40	BG	105	A	C5-C6-N1	7.96	121.68	117.70
85	AA	2143	U	C5'-C4'-C3'	-7.96	103.26	116.00
34	BA	1809	G	P-O3'-C3'	7.96	129.25	119.70
35	BB	1424	G	C4-N9-C1'	-7.96	116.15	126.50
85	AA	2231	G	N1-C6-O6	7.96	124.68	119.90
35	BB	798	A	O4'-C1'-N9	7.96	114.57	108.20
37	BD	92	G	C8-N9-C4	-7.96	103.22	106.40
49	BP	122	TYR	CB-CG-CD1	-7.96	116.22	121.00
85	AA	352	G	C1'-O4'-C4'	-7.96	103.53	109.90
34	BA	1724	G	O4'-C1'-N9	7.96	114.57	108.20
85	AA	917	A	C1'-O4'-C4'	-7.96	103.53	109.90
85	AA	924	A	O5'-P-OP2	-7.96	98.54	105.70
85	AA	928	U	O4'-C1'-N1	7.96	114.57	108.20
85	AA	1720	C	C5'-C4'-O4'	7.96	118.65	109.10
85	AA	2182	A	N1-C6-N6	7.96	123.38	118.60
34	BA	1666	U	C5'-C4'-C3'	-7.96	103.27	116.00
34	BA	1768	G	O4'-C1'-N9	7.96	114.56	108.20
35	BB	839	G	C1'-O4'-C4'	-7.96	103.53	109.90
37	BD	48	G	N1-C6-O6	7.96	124.67	119.90
57	BX	61	ARG	NE-CZ-NH1	7.96	124.28	120.30
79	Bt	103	ASP	N-CA-CB	-7.96	96.28	110.60
85	AA	887	A	C8-N9-C4	7.96	108.98	105.80
85	AA	925	G	O4'-C1'-N9	7.96	114.56	108.20
85	AA	1529	A	P-O3'-C3'	7.96	129.25	119.70
35	BB	648	G	P-O3'-C3'	-7.96	110.15	119.70
34	BA	1297	G	C4-N9-C1'	7.95	136.84	126.50
34	BA	1671	A	N1-C6-N6	-7.95	113.83	118.60
35	BB	16	G	C8-N9-C1'	7.95	137.34	127.00
35	BB	1035	C	C6-N1-C2	-7.95	117.12	120.30
38	BE	28	C	P-O3'-C3'	-7.95	110.16	119.70
41	BH	2	U	O4'-C1'-N1	7.95	114.56	108.20
59	BZ	80	ASP	N-CA-CB	-7.95	96.28	110.60
85	AA	111	A	N1-C6-N6	-7.95	113.83	118.60
85	AA	704	A	C4-C5-C6	-7.95	113.02	117.00
85	AA	2056	C	C3'-C2'-C1'	-7.95	95.14	101.50
86	AB	16	U	C2-N3-C4	7.95	131.77	127.00
41	BH	133	U	N3-C2-O2	-7.95	116.63	122.20
85	AA	295	U	O4'-C1'-N1	7.95	114.56	108.20
85	AA	1082	U	O4'-C1'-N1	7.95	114.56	108.20
85	AA	1701	G	C6-N1-C2	-7.95	120.33	125.10

Continued on next page...

Continued from previous page...

Mol	Chain	Res	Type	Atoms	Z	Observed(°)	Ideal(°)
85	AA	2058	C	N3-C2-O2	-7.95	116.33	121.90
24	AQ	48	ARG	NE-CZ-NH1	7.95	124.28	120.30
36	BC	101	U	O4'-C1'-N1	7.95	114.56	108.20
34	BA	431	A	P-O5'-C5'	-7.95	108.18	120.90
34	BA	758	G	O4'-C1'-N9	7.95	114.56	108.20
34	BA	904	G	N9-C1'-C2'	-7.95	103.26	112.00
35	BB	878	G	O4'-C1'-N9	7.95	114.56	108.20
35	BB	1025	A	O5'-C5'-C4'	7.95	126.80	111.70
37	BD	2	G	C4-N9-C1'	-7.95	116.17	126.50
38	BE	208	G	N9-C1'-C2'	-7.95	103.26	112.00
39	BF	29	U	O4'-C1'-N1	7.95	114.56	108.20
41	BH	40	C	P-O3'-C3'	-7.95	110.16	119.70
85	AA	57	G	C5'-C4'-C3'	-7.95	103.28	116.00
34	BA	23	A	C5-C6-N1	7.95	121.67	117.70
34	BA	400	A	N1-C6-N6	-7.95	113.83	118.60
35	BB	560	C	C2-N1-C1'	-7.95	110.06	118.80
35	BB	93	A	P-O5'-C5'	7.95	133.61	120.90
35	BB	278	U	O4'-C1'-N1	7.95	114.56	108.20
38	BE	204	U	C6-N1-C2	-7.95	116.23	121.00
85	AA	1954	C	C6-N1-C2	-7.95	117.12	120.30
11	AC	138	ARG	NE-CZ-NH1	7.94	124.27	120.30
34	BA	815	C	C4'-C3'-C2'	7.94	110.54	102.60
35	BB	1416	A	P-O5'-C5'	7.94	133.61	120.90
37	BD	85	C	C6-N1-C2	-7.94	117.12	120.30
34	BA	750	C	O4'-C1'-N1	7.94	114.55	108.20
35	BB	488	G	N7-C8-N9	-7.94	109.13	113.10
36	BC	43	A	P-O3'-C3'	-7.94	110.17	119.70
38	BE	88	G	N1-C6-O6	7.94	124.67	119.90
85	AA	188	G	C8-N9-C1'	7.94	137.32	127.00
85	AA	1986	G	P-O3'-C3'	-7.94	110.17	119.70
34	BA	1730	A	C5'-C4'-C3'	7.94	128.70	116.00
35	BB	373	C	O4'-C1'-N1	7.94	114.55	108.20
35	BB	454	U	C2-N1-C1'	-7.94	108.17	117.70
35	BB	1015	U	N3-C2-O2	-7.94	116.64	122.20
35	BB	1026	G	N3-C4-N9	-7.94	121.23	126.00
35	BB	1196	A	C4'-C3'-C2'	7.94	110.54	102.60
36	BC	35	C	C5'-C4'-C3'	7.94	128.70	116.00
38	BE	96	G	C3'-C2'-C1'	-7.94	95.15	101.50
38	BE	178	G	N9-C1'-C2'	-7.94	103.27	112.00
39	BF	52	A	C8-N9-C4	-7.94	102.62	105.80
85	AA	282	C	C1'-O4'-C4'	-7.94	103.55	109.90
85	AA	1509	A	C8-N9-C4	-7.94	102.62	105.80

Continued on next page...

Continued from previous page...

Mol	Chain	Res	Type	Atoms	Z	Observed(°)	Ideal(°)
85	AA	2218	G	N1-C6-O6	7.94	124.67	119.90
85	AA	86	G	C5'-C4'-C3'	7.94	128.70	116.00
85	AA	1831	U	C5'-C4'-C3'	-7.94	103.30	116.00
34	BA	247	U	C2-N1-C1'	7.94	127.23	117.70
34	BA	1182	U	P-O3'-C3'	-7.94	110.17	119.70
34	BA	1411	C	C2-N3-C4	-7.94	115.93	119.90
35	BB	610	U	C2-N1-C1'	-7.94	108.18	117.70
36	BC	133	C	P-O5'-C5'	7.94	133.60	120.90
38	BE	63	C	C4'-C3'-C2'	7.94	110.54	102.60
39	BF	35	C	O5'-P-OP1	-7.94	98.56	105.70
85	AA	309	G	N1-C6-O6	7.94	124.66	119.90
85	AA	375	C	N3-C2-O2	-7.94	116.34	121.90
85	AA	2153	G	C5'-C4'-C3'	-7.94	103.30	116.00
35	BB	1206	G	C5'-C4'-C3'	-7.94	103.30	116.00
40	BG	78	C	C5'-C4'-O4'	7.94	118.62	109.10
65	Bf	377	ASN	N-CA-CB	7.94	124.89	110.60
85	AA	820	G	C4-N9-C1'	-7.94	116.18	126.50
34	BA	567	U	C3'-C2'-C1'	-7.93	95.15	101.50
34	BA	585	G	N1-C6-O6	7.93	124.66	119.90
34	BA	684	G	N3-C2-N2	7.93	125.45	119.90
34	BA	1735	G	P-O5'-C5'	-7.93	108.21	120.90
35	BB	872	A	C3'-C2'-C1'	-7.93	95.15	101.50
85	AA	553	G	C5'-C4'-C3'	-7.93	103.31	116.00
85	AA	1204	A	C8-N9-C4	-7.93	102.63	105.80
34	BA	135	G	C5'-C4'-C3'	-7.93	103.31	116.00
34	BA	571	G	C8-N9-C1'	-7.93	116.69	127.00
35	BB	622	G	P-O3'-C3'	-7.93	110.18	119.70
39	BF	32	G	C2'-C3'-O3'	7.93	126.95	109.50
85	AA	1254	A	P-O3'-C3'	-7.93	110.18	119.70
85	AA	2069	A	C1'-O4'-C4'	-7.93	103.55	109.90
85	AA	2130	G	C4-N9-C1'	-7.93	116.19	126.50
34	BA	1408	C	O4'-C1'-N1	7.93	114.55	108.20
37	BD	51	G	O5'-C5'-C4'	-7.93	96.63	111.70
85	AA	842	G	P-O5'-C5'	-7.93	108.21	120.90
34	BA	1669	C	P-O3'-C3'	-7.93	110.18	119.70
35	BB	1506	C	C5'-C4'-C3'	7.93	128.69	116.00
85	AA	128	U	C2-N1-C1'	7.93	127.22	117.70
85	AA	714	U	P-O3'-C3'	7.93	129.22	119.70
85	AA	924	A	O3'-P-O5'	7.93	119.07	104.00
35	BB	814	A	C8-N9-C1'	7.93	141.97	127.70
34	BA	935	A	N1-C6-N6	7.93	123.36	118.60
34	BA	1694	C	C3'-C2'-C1'	-7.93	95.16	101.50

Continued on next page...

Continued from previous page...

Mol	Chain	Res	Type	Atoms	Z	Observed(°)	Ideal(°)
35	BB	788	U	C6-N1-C1'	7.93	132.30	121.20
35	BB	869	G	C4-N9-C1'	-7.93	116.20	126.50
82	Bw	140	ASN	CB-CA-C	-7.93	94.55	110.40
85	AA	179	G	C4'-C3'-C2'	-7.93	94.67	102.60
85	AA	2142	A	C8-N9-C4	7.93	108.97	105.80
34	BA	1665	G	C8-N9-C1'	7.92	137.30	127.00
35	BB	378	C	C1'-O4'-C4'	-7.92	103.56	109.90
35	BB	438	G	C8-N9-C1'	7.92	137.30	127.00
35	BB	979	G	N1-C6-O6	7.92	124.65	119.90
37	BD	79	G	C4-N9-C1'	-7.92	116.20	126.50
39	BF	67	A	C5-C6-N6	-7.92	117.36	123.70
85	AA	1588	A	P-O5'-C5'	7.92	133.58	120.90
35	BB	57	G	C4-N9-C1'	-7.92	116.20	126.50
41	BH	132	C	O3'-P-O5'	-7.92	88.95	104.00
77	Br	298	ARG	NE-CZ-NH1	7.92	124.26	120.30
34	BA	501	U	P-O3'-C3'	7.92	129.21	119.70
34	BA	608	G	C5'-C4'-C3'	7.92	128.67	116.00
39	BF	53	G	P-O3'-C3'	7.92	129.21	119.70
85	AA	1176	C	C6-N1-C1'	7.92	130.31	120.80
34	BA	242	U	O4'-C1'-N1	7.92	114.54	108.20
35	BB	645	C	C6-N1-C2	-7.92	117.13	120.30
35	BB	1195	A	O4'-C1'-N9	7.92	114.54	108.20
34	BA	325	A	P-O3'-C3'	7.92	129.20	119.70
34	BA	875	G	C2'-C3'-O3'	7.92	126.92	109.50
34	BA	1746	G	C8-N9-C1'	7.92	137.29	127.00
35	BB	26	C	P-O3'-C3'	-7.92	110.20	119.70
35	BB	540	G	C5-C6-O6	-7.92	123.85	128.60
35	BB	1523	U	P-O3'-C3'	-7.92	110.20	119.70
37	BD	87	G	C6-N1-C2	-7.92	120.35	125.10
34	BA	94	G	N1-C6-O6	-7.92	115.15	119.90
35	BB	472	C	N3-C2-O2	-7.92	116.36	121.90
39	BF	23	G	O3'-P-O5'	7.92	119.04	104.00
34	BA	1440	C	P-O5'-C5'	-7.92	108.24	120.90
35	BB	580	A	P-O5'-C5'	7.92	133.56	120.90
38	BE	104	G	N3-C4-C5	-7.92	124.64	128.60
85	AA	351	C	O3'-P-O5'	7.92	119.04	104.00
21	AM	114	ARG	NE-CZ-NH2	-7.91	116.34	120.30
34	BA	115	U	N1-C1'-C2'	7.91	124.29	114.00
35	BB	1362	G	C5'-C4'-C3'	7.91	128.66	116.00
37	BD	73	U	C4'-C3'-C2'	7.91	110.51	102.60
77	Br	349	ARG	NE-CZ-NH1	7.91	124.26	120.30
85	AA	16	G	C4-N9-C1'	-7.91	116.21	126.50

Continued on next page...

Continued from previous page...

Mol	Chain	Res	Type	Atoms	Z	Observed(°)	Ideal(°)
85	AA	17	C	O4'-C1'-N1	7.91	114.53	108.20
85	AA	926	C	P-O5'-C5'	-7.91	108.24	120.90
85	AA	1178	A	P-O3'-C3'	7.91	129.20	119.70
35	BB	1372	G	C5'-C4'-C3'	-7.91	103.34	116.00
85	AA	1252	A	C1'-O4'-C4'	-7.91	103.57	109.90
35	BB	384	A	P-O5'-C5'	-7.91	108.24	120.90
62	Bc	119	ARG	NE-CZ-NH1	7.91	124.25	120.30
85	AA	753	U	C5'-C4'-O4'	7.91	118.59	109.10
3	A2	149	PHE	CB-CG-CD1	7.91	126.34	120.80
34	BA	574	U	O4'-C4'-C3'	-7.91	96.09	104.00
34	BA	1223	C	C4'-C3'-C2'	7.91	110.51	102.60
35	BB	1130	U	N3-C2-O2	-7.91	116.67	122.20
36	BC	23	G	N3-C2-N2	7.91	125.44	119.90
40	BG	71	C	C5-C4-N4	-7.91	114.66	120.20
85	AA	40	A	N1-C6-N6	7.91	123.34	118.60
34	BA	796	G	N7-C8-N9	7.91	117.05	113.10
34	BA	889	U	C2-N3-C4	-7.91	122.26	127.00
34	BA	563	A	O4'-C1'-N9	7.91	114.52	108.20
34	BA	684	G	O5'-P-OP1	-7.91	98.58	105.70
35	BB	532	C	C6-N1-C2	-7.91	117.14	120.30
35	BB	1168	G	C6-N1-C2	-7.91	120.36	125.10
35	BB	1313	C	C6-N1-C2	-7.91	117.14	120.30
5	A4	91	PHE	CB-CG-CD1	-7.90	115.27	120.80
85	AA	413	G	O4'-C1'-N9	7.90	114.52	108.20
85	AA	2248	A	N1-C6-N6	-7.90	113.86	118.60
34	BA	377	G	P-O5'-C5'	-7.90	108.26	120.90
65	Bf	143	TYR	N-CA-CB	7.90	124.83	110.60
85	AA	821	U	N3-C2-O2	-7.90	116.67	122.20
7	A6	25	ARG	NE-CZ-NH2	-7.90	116.35	120.30
34	BA	1558	C	O4'-C1'-N1	7.90	114.52	108.20
35	BB	1127	A	P-O3'-C3'	-7.90	110.22	119.70
35	BB	1510	G	C4'-C3'-C2'	-7.90	94.70	102.60
36	BC	23	G	C5-C6-N1	7.90	115.45	111.50
36	BC	89	U	P-O5'-C5'	-7.90	108.26	120.90
36	BC	124	A	C8-N9-C4	-7.90	102.64	105.80
38	BE	70	C	C5'-C4'-C3'	-7.90	103.36	116.00
19	AK	88	ARG	NE-CZ-NH2	-7.90	116.35	120.30
34	BA	1555	G	C4-N9-C1'	-7.90	116.23	126.50
35	BB	1084	A	C4'-C3'-C2'	-7.90	94.70	102.60
35	BB	1542	C	O4'-C1'-N1	7.90	114.52	108.20
85	AA	1119	A	C1'-O4'-C4'	-7.90	103.58	109.90
34	BA	86	A	P-O5'-C5'	7.90	133.54	120.90

Continued on next page...

Continued from previous page...

Mol	Chain	Res	Type	Atoms	Z	Observed(°)	Ideal(°)
34	BA	166	G	C8-N9-C4	7.90	109.56	106.40
35	BB	802	G	P-O3'-C3'	-7.90	110.22	119.70
35	BB	1100	C	P-O3'-C3'	-7.90	110.22	119.70
85	AA	272	C	O4'-C1'-N1	7.90	114.52	108.20
85	AA	983	A	C5'-C4'-C3'	-7.90	103.36	116.00
34	BA	559	C	O4'-C1'-N1	7.90	114.52	108.20
34	BA	557	U	OP1-P-OP2	-7.89	107.76	119.60
35	BB	528	G	O4'-C1'-N9	7.89	114.52	108.20
35	BB	1099	U	O4'-C1'-N1	7.89	114.52	108.20
39	BF	8	C	C6-N1-C2	-7.89	117.14	120.30
85	AA	1754	G	P-O5'-C5'	7.89	133.53	120.90
34	BA	211	C	N3-C2-O2	-7.89	116.38	121.90
34	BA	249	A	C8-N9-C4	-7.89	102.64	105.80
34	BA	363	G	N1-C6-O6	7.89	124.64	119.90
35	BB	711	C	C2-N1-C1'	-7.89	110.12	118.80
40	BG	94	G	P-O5'-C5'	7.89	133.53	120.90
41	BH	47	G	C6-N1-C2	-7.89	120.36	125.10
85	AA	643	C	C6-N1-C1'	7.89	130.27	120.80
85	AA	1512	U	C2-N3-C4	-7.89	122.26	127.00
34	BA	1437	G	C5-C6-N1	7.89	115.45	111.50
35	BB	488	G	C8-N9-C4	7.89	109.56	106.40
35	BB	604	C	C6-N1-C2	-7.89	117.14	120.30
5	A4	10	LEU	N-CA-CB	-7.89	94.62	110.40
34	BA	1594	G	N1-C6-O6	7.89	124.63	119.90
35	BB	738	G	C5-C6-O6	-7.89	123.87	128.60
35	BB	870	C	C5'-C4'-C3'	-7.89	103.38	116.00
37	BD	97	U	C2-N1-C1'	-7.89	108.23	117.70
71	Bl	114	ARG	NE-CZ-NH1	7.89	124.24	120.30
85	AA	124	A	P-O3'-C3'	7.89	129.17	119.70
85	AA	1455	C	O4'-C1'-N1	7.89	114.51	108.20
85	AA	1500	C	C6-N1-C2	-7.89	117.14	120.30
34	BA	55	G	C5-C6-N1	7.89	115.44	111.50
34	BA	127	U	C2-N1-C1'	-7.89	108.23	117.70
34	BA	1565	U	P-O3'-C3'	-7.89	110.23	119.70
34	BA	1802	C	C5'-C4'-C3'	7.89	128.62	116.00
34	BA	1515	U	C5'-C4'-O4'	7.89	118.56	109.10
85	AA	533	C	C5-C4-N4	-7.89	114.68	120.20
85	AA	825	U	O4'-C1'-N1	7.89	114.51	108.20
34	BA	504	A	C5-C6-N6	7.88	130.01	123.70
34	BA	1814	U	O4'-C1'-N1	7.88	114.51	108.20
35	BB	367	C	C5'-C4'-C3'	-7.88	103.38	116.00
36	BC	54	G	C6-N1-C2	-7.88	120.37	125.10

Continued on next page...

Continued from previous page...

Mol	Chain	Res	Type	Atoms	Z	Observed(°)	Ideal(°)
38	BE	46	G	C8-N9-C1'	7.88	137.25	127.00
40	BG	8	U	C2-N1-C1'	-7.88	108.24	117.70
85	AA	1226	A	C3'-C2'-C1'	-7.88	95.19	101.50
85	AA	1670	U	P-O3'-C3'	-7.88	110.24	119.70
34	BA	1397	C	C6-N1-C2	-7.88	117.15	120.30
35	BB	964	G	N9-C1'-C2'	-7.88	103.33	112.00
39	BF	4	A	C8-N9-C4	7.88	108.95	105.80
85	AA	1190	G	P-O5'-C5'	-7.88	108.29	120.90
4	A3	162	ARG	NE-CZ-NH1	7.88	124.24	120.30
5	A4	136	TYR	CB-CG-CD1	-7.88	116.27	121.00
34	BA	519	G	C1'-O4'-C4'	-7.88	103.59	109.90
34	BA	661	C	C5'-C4'-C3'	7.88	128.61	116.00
34	BA	1601	C	C4'-C3'-C2'	7.88	110.48	102.60
35	BB	852	G	C5'-C4'-C3'	-7.88	103.39	116.00
35	BB	1191	G	C4-N9-C1'	-7.88	116.25	126.50
38	BE	134	A	C4-C5-C6	-7.88	113.06	117.00
40	BG	126	G	C5-C6-N1	7.88	115.44	111.50
56	BW	88	ARG	NE-CZ-NH2	-7.88	116.36	120.30
85	AA	2204	A	C5'-C4'-C3'	-7.88	103.39	116.00
34	BA	1707	C	P-O3'-C3'	-7.88	110.24	119.70
35	BB	814	A	C4-N9-C1'	-7.88	112.11	126.30
34	BA	243	C	C2-N1-C1'	-7.88	110.13	118.80
34	BA	677	U	C5'-C4'-C3'	-7.88	103.39	116.00
35	BB	1524	G	C4-N9-C1'	-7.88	116.26	126.50
38	BE	173	G	O3'-P-O5'	7.88	118.97	104.00
40	BG	87	G	O3'-P-O5'	-7.88	89.03	104.00
85	AA	737	G	C8-N9-C1'	-7.88	116.76	127.00
85	AA	1525	C	C2-N1-C1'	-7.88	110.13	118.80
85	AA	1690	A	P-O3'-C3'	7.88	129.16	119.70
85	AA	2123	U	N3-C2-O2	-7.88	116.69	122.20
34	BA	559	C	C5-C6-N1	7.88	124.94	121.00
34	BA	895	U	O4'-C1'-N1	7.88	114.50	108.20
34	BA	1186	U	O4'-C1'-N1	7.88	114.50	108.20
34	BA	1343	A	N1-C6-N6	-7.88	113.87	118.60
35	BB	1413	U	O4'-C1'-N1	7.88	114.50	108.20
41	BH	48	G	C8-N9-C4	-7.88	103.25	106.40
41	BH	86	G	C5-C6-O6	-7.88	123.87	128.60
85	AA	330	C	C5-C6-N1	7.88	124.94	121.00
85	AA	959	C	P-O5'-C5'	-7.88	108.30	120.90
85	AA	1275	A	C5'-C4'-O4'	7.88	118.55	109.10
85	AA	2217	A	P-O5'-C5'	-7.88	108.30	120.90
34	BA	836	U	O4'-C1'-N1	7.88	114.50	108.20

Continued on next page...

Continued from previous page...

Mol	Chain	Res	Type	Atoms	Z	Observed(°)	Ideal(°)
34	BA	1369	C	O4'-C1'-N1	7.88	114.50	108.20
34	BA	485	C	C5'-C4'-C3'	7.87	128.60	116.00
34	BA	1469	G	C5'-C4'-C3'	7.87	128.60	116.00
34	BA	1567	G	O4'-C1'-N9	7.87	114.50	108.20
34	BA	1639	U	C2-N1-C1'	-7.87	108.25	117.70
35	BB	418	G	C1'-O4'-C4'	-7.87	103.60	109.90
36	BC	39	G	N1-C6-O6	7.87	124.62	119.90
39	BF	46	G	C3'-C2'-C1'	-7.87	95.20	101.50
40	BG	52	A	C5'-C4'-C3'	-7.87	103.40	116.00
41	BH	39	G	C5-C6-N1	7.87	115.44	111.50
85	AA	974	U	O5'-C5'-C4'	7.87	126.66	111.70
34	BA	493	G	P-O5'-C5'	-7.87	108.31	120.90
37	BD	97	U	C4'-C3'-C2'	7.87	110.47	102.60
85	AA	281	C	O4'-C1'-N1	7.87	114.50	108.20
35	BB	92	C	O4'-C1'-N1	7.87	114.50	108.20
34	BA	372	U	C3'-C2'-C1'	-7.87	95.20	101.50
35	BB	493	U	O4'-C1'-N1	7.87	114.49	108.20
81	Bv	42	ARG	NE-CZ-NH2	-7.87	116.36	120.30
85	AA	353	G	C4-N9-C1'	-7.87	116.27	126.50
37	BD	52	U	P-O3'-C3'	-7.87	110.26	119.70
38	BE	194	A	P-O5'-C5'	7.87	133.49	120.90
40	BG	152	G	N3-C2-N2	7.87	125.41	119.90
57	BX	55	ARG	NE-CZ-NH1	7.87	124.23	120.30
34	BA	1577	U	C2-N1-C1'	-7.87	108.26	117.70
35	BB	599	U	C2-N3-C4	-7.87	122.28	127.00
40	BG	125	C	O4'-C1'-N1	7.87	114.49	108.20
41	BH	86	G	C2-N3-C4	7.87	115.83	111.90
85	AA	507	C	P-O3'-C3'	-7.87	110.26	119.70
85	AA	1291	A	C3'-C2'-C1'	-7.87	95.21	101.50
34	BA	283	U	C6-N1-C2	-7.86	116.28	121.00
34	BA	1508	C	O3'-P-O5'	7.86	118.94	104.00
35	BB	590	G	O4'-C1'-N9	7.86	114.49	108.20
35	BB	704	G	O5'-C5'-C4'	-7.86	96.76	111.70
35	BB	1441	C	C2-N3-C4	-7.86	115.97	119.90
38	BE	70	C	C2-N1-C1'	-7.86	110.15	118.80
85	AA	768	C	O4'-C1'-N1	7.86	114.49	108.20
85	AA	792	A	P-O3'-C3'	7.86	129.14	119.70
15	AG	20	ARG	NE-CZ-NH1	7.86	124.23	120.30
35	BB	1201	G	C1'-O4'-C4'	-7.86	103.61	109.90
85	AA	818	C	C6-N1-C2	-7.86	117.16	120.30
85	AA	316	C	C6-N1-C2	-7.86	117.16	120.30
85	AA	321	C	O4'-C1'-N1	7.86	114.49	108.20

Continued on next page...

Continued from previous page...

Mol	Chain	Res	Type	Atoms	Z	Observed(°)	Ideal(°)
36	BC	116	C	N3-C2-O2	-7.86	116.40	121.90
39	BF	49	C	C1'-O4'-C4'	-7.86	103.61	109.90
85	AA	1000	U	C6-N1-C2	-7.86	116.28	121.00
85	AA	1252	A	P-O5'-C5'	-7.86	108.33	120.90
85	AA	1509	A	C5'-C4'-C3'	7.86	128.57	116.00
35	BB	805	G	C5-C6-N1	-7.86	107.57	111.50
35	BB	1314	G	C1'-O4'-C4'	-7.86	103.61	109.90
37	BD	65	G	C8-N9-C1'	7.86	137.22	127.00
38	BE	20	C	O4'-C4'-C3'	-7.86	96.14	104.00
38	BE	132	U	C6-N1-C2	-7.86	116.29	121.00
38	BE	147	G	N1-C6-O6	7.86	124.61	119.90
34	BA	525	A	P-O3'-C3'	7.86	129.13	119.70
34	BA	1307	U	O4'-C1'-N1	7.86	114.48	108.20
34	BA	1767	G	O4'-C1'-N9	7.86	114.48	108.20
57	BX	55	ARG	NE-CZ-NH2	-7.86	116.37	120.30
85	AA	766	G	P-O5'-C5'	7.86	133.47	120.90
85	AA	1548	A	P-O3'-C3'	7.86	129.13	119.70
34	BA	1379	G	O3'-P-O5'	-7.85	89.08	104.00
38	BE	204	U	P-O5'-C5'	-7.85	108.33	120.90
40	BG	115	C	O4'-C1'-N1	7.85	114.48	108.20
41	BH	26	C	O5'-P-OP2	7.85	120.12	110.70
34	BA	932	G	C4'-C3'-C2'	-7.85	94.75	102.60
34	BA	1591	G	N7-C8-N9	-7.85	109.17	113.10
37	BD	106	G	C5-C6-N1	7.85	115.43	111.50
85	AA	266	U	C6-N1-C1'	-7.85	110.21	121.20
85	AA	469	G	N1-C2-N2	-7.85	109.13	116.20
85	AA	686	U	C5'-C4'-C3'	-7.85	103.44	116.00
85	AA	737	G	C5'-C4'-C3'	-7.85	103.44	116.00
85	AA	1720	C	O4'-C4'-C3'	7.85	112.38	106.10
38	BE	166	G	C5-C6-O6	-7.85	123.89	128.60
85	AA	551	C	C1'-O4'-C4'	-7.85	103.62	109.90
18	AJ	111	MET	CG-SD-CE	-7.85	87.64	100.20
19	AK	129	ARG	NE-CZ-NH1	7.85	124.22	120.30
34	BA	166	G	OP2-P-O3'	7.85	122.47	105.20
34	BA	1722	U	O4'-C1'-N1	7.85	114.48	108.20
35	BB	704	G	N3-C2-N2	7.85	125.39	119.90
35	BB	1426	G	C5'-C4'-C3'	-7.85	103.44	116.00
40	BG	16	G	C2-N3-C4	7.85	115.83	111.90
85	AA	527	A	P-O5'-C5'	7.85	133.46	120.90
85	AA	690	G	N1-C6-O6	-7.85	115.19	119.90
85	AA	1536	C	P-O3'-C3'	-7.85	110.28	119.70
34	BA	306	G	C1'-O4'-C4'	-7.85	103.62	109.90

Continued on next page...

Continued from previous page...

Mol	Chain	Res	Type	Atoms	Z	Observed(°)	Ideal(°)
34	BA	829	U	C3'-C2'-C1'	-7.85	95.22	101.50
71	Bl	37	ARG	NE-CZ-NH1	7.85	124.22	120.30
85	AA	636	G	C5-C6-O6	-7.85	123.89	128.60
34	BA	13	U	C2'-C3'-O3'	7.85	126.76	109.50
85	AA	802	A	C5'-C4'-C3'	7.85	128.55	116.00
85	AA	1162	A	C1'-O4'-C4'	-7.85	103.62	109.90
85	AA	2171	A	O3'-P-O5'	-7.85	89.09	104.00
34	BA	86	A	C5-C6-N6	-7.84	117.42	123.70
35	BB	805	G	O5'-C5'-C4'	-7.84	96.80	111.70
85	AA	422	G	C4-N9-C1'	-7.84	116.30	126.50
85	AA	1457	C	O4'-C1'-N1	7.84	114.48	108.20
85	AA	1687	U	C1'-O4'-C4'	-7.84	103.62	109.90
85	AA	21	U	C4'-C3'-C2'	7.84	110.44	102.60
85	AA	302	C	O5'-C5'-C4'	7.84	126.60	111.70
85	AA	365	G	N1-C6-O6	-7.84	115.19	119.90
85	AA	1827	U	P-O3'-C3'	-7.84	110.29	119.70
34	BA	367	G	C4-N9-C1'	7.84	136.69	126.50
34	BA	772	G	C8-N9-C4	-7.84	103.26	106.40
34	BA	1746	G	C4-N9-C1'	-7.84	116.31	126.50
35	BB	751	A	O4'-C1'-N9	7.84	114.47	108.20
85	AA	24	U	O5'-C5'-C4'	-7.84	96.80	111.70
85	AA	822	U	C3'-C2'-C1'	-7.84	95.23	101.50
85	AA	980	U	C5'-C4'-C3'	-7.84	103.45	116.00
85	AA	1449	C	O4'-C1'-N1	7.84	114.47	108.20
34	BA	568	G	C1'-O4'-C4'	-7.84	103.63	109.90
34	BA	832	C	O4'-C1'-N1	7.84	114.47	108.20
34	BA	851	C	O4'-C1'-N1	7.84	114.47	108.20
34	BA	1482	A	C8-N9-C4	7.84	108.94	105.80
34	BA	1829	A	C4'-C3'-C2'	-7.84	94.76	102.60
38	BE	154	A	P-O3'-C3'	-7.84	110.29	119.70
85	AA	145	C	P-O5'-C5'	7.84	133.44	120.90
85	AA	469	G	C5-N7-C8	7.84	108.22	104.30
85	AA	611	G	P-O5'-C5'	-7.84	108.36	120.90
85	AA	1146	C	C5'-C4'-C3'	-7.84	103.46	116.00
85	AA	1799	C	C5'-C4'-C3'	-7.84	103.46	116.00
85	AA	1976	G	C8-N9-C1'	7.84	137.19	127.00
35	BB	505	G	N3-C4-C5	-7.84	124.68	128.60
85	AA	115	U	C5'-C4'-C3'	7.84	128.54	116.00
85	AA	1172	A	N1-C6-N6	7.84	123.30	118.60
34	BA	573	U	C4'-C3'-C2'	-7.84	94.76	102.60
34	BA	1792	U	N3-C2-O2	-7.84	116.71	122.20
35	BB	1536	G	C5-C6-O6	-7.84	123.90	128.60

Continued on next page...

Continued from previous page...

Mol	Chain	Res	Type	Atoms	Z	Observed(°)	Ideal(°)
85	AA	35	U	C6-N1-C2	-7.84	116.30	121.00
85	AA	113	U	C3'-C2'-C1'	-7.84	95.23	101.50
85	AA	1271	U	O4'-C1'-N1	7.84	114.47	108.20
85	AA	1536	C	O5'-C5'-C4'	7.84	126.59	111.70
34	BA	72	U	P-O5'-C5'	7.83	133.44	120.90
34	BA	379	C	C6-N1-C2	-7.83	117.17	120.30
34	BA	1110	A	N1-C6-N6	-7.83	113.90	118.60
34	BA	157	U	C5'-C4'-C3'	7.83	128.53	116.00
34	BA	945	A	P-O3'-C3'	7.83	129.10	119.70
34	BA	1288	U	P-O5'-C5'	-7.83	108.37	120.90
34	BA	1395	C	O4'-C1'-N1	7.83	114.47	108.20
35	BB	385	C	O4'-C1'-N1	7.83	114.47	108.20
40	BG	81	G	C5-C6-O6	-7.83	123.90	128.60
60	Ba	93	ARG	NE-CZ-NH1	7.83	124.22	120.30
85	AA	289	G	O4'-C1'-N9	7.83	114.47	108.20
85	AA	427	G	P-O5'-C5'	7.83	133.43	120.90
85	AA	750	A	C4-N9-C1'	-7.83	112.20	126.30
85	AA	1204	A	C5-C6-N6	7.83	129.97	123.70
85	AA	1468	G	P-O5'-C5'	7.83	133.43	120.90
85	AA	1495	G	C5-C6-N1	7.83	115.42	111.50
85	AA	2248	A	O4'-C1'-N9	7.83	114.47	108.20
16	AH	9	TYR	CB-CG-CD2	-7.83	116.30	121.00
34	BA	437	G	C5-C6-O6	-7.83	123.90	128.60
35	BB	68	G	O3'-P-O5'	7.83	118.88	104.00
35	BB	971	A	N1-C6-N6	7.83	123.30	118.60
38	BE	117	A	P-O3'-C3'	-7.83	110.30	119.70
85	AA	1140	G	P-O5'-C5'	-7.83	108.37	120.90
85	AA	2173	A	P-O5'-C5'	7.83	133.43	120.90
34	BA	241	U	C5'-C4'-C3'	-7.83	103.47	116.00
34	BA	937	G	N1-C2-N2	-7.83	109.15	116.20
35	BB	1137	G	C5'-C4'-O4'	7.83	118.50	109.10
34	BA	1505	G	C2-N3-C4	-7.83	107.98	111.90
35	BB	272	C	O4'-C1'-N1	7.83	114.46	108.20
35	BB	533	U	C1'-O4'-C4'	-7.83	103.64	109.90
85	AA	383	C	O4'-C1'-N1	7.83	114.46	108.20
85	AA	1702	G	O5'-C5'-C4'	-7.83	96.83	111.70
85	AA	1864	G	C5'-C4'-C3'	-7.83	103.47	116.00
34	BA	1725	U	C2'-C3'-O3'	7.83	126.72	109.50
35	BB	871	C	C2-N1-C1'	-7.83	110.19	118.80
35	BB	956	G	P-O5'-C5'	7.83	133.42	120.90
34	BA	497	U	N3-C2-O2	-7.83	116.72	122.20
34	BA	632	U	O4'-C1'-N1	7.83	114.46	108.20

Continued on next page...

Continued from previous page...

Mol	Chain	Res	Type	Atoms	Z	Observed(°)	Ideal(°)
34	BA	763	U	O4'-C1'-C2'	-7.83	97.97	105.80
38	BE	43	A	P-O3'-C3'	-7.83	110.31	119.70
85	AA	64	A	C4'-C3'-C2'	-7.83	94.78	102.60
85	AA	964	C	O3'-P-O5'	-7.83	89.13	104.00
85	AA	1594	G	P-O3'-C3'	-7.83	110.31	119.70
1	A0	177	ARG	NE-CZ-NH1	7.82	124.21	120.30
34	BA	316	G	C5-C6-O6	-7.82	123.91	128.60
35	BB	963	G	C3'-C2'-C1'	-7.82	95.24	101.50
40	BG	112	C	C2-N1-C1'	-7.82	110.19	118.80
85	AA	330	C	N3-C4-C5	-7.82	118.77	121.90
85	AA	1848	G	C6-C5-N7	-7.82	125.71	130.40
86	AB	48	C	N1-C2-O2	7.82	123.59	118.90
34	BA	487	A	O4'-C1'-C2'	-7.82	97.98	105.80
34	BA	641	U	O4'-C1'-N1	7.82	114.46	108.20
85	AA	2052	U	P-O3'-C3'	-7.82	110.31	119.70
34	BA	6	C	O4'-C1'-N1	7.82	114.46	108.20
34	BA	127	U	C2'-C3'-O3'	7.82	126.71	109.50
34	BA	740	A	O4'-C4'-C3'	-7.82	96.18	104.00
34	BA	1247	G	O4'-C1'-N9	7.82	114.46	108.20
35	BB	1461	C	C3'-C2'-C1'	-7.82	95.24	101.50
35	BB	1500	U	C5'-C4'-C3'	7.82	128.51	116.00
40	BG	55	A	C8-N9-C4	7.82	108.93	105.80
84	By	128	VAL	N-CA-C	-7.82	89.88	111.00
85	AA	118	C	O4'-C1'-N1	7.82	114.46	108.20
85	AA	237	G	O4'-C1'-N9	7.82	114.46	108.20
86	AB	62	C	O4'-C1'-N1	7.82	114.46	108.20
35	BB	572	G	N9-C1'-C2'	-7.82	103.40	112.00
34	BA	883	C	C2-N1-C1'	7.82	127.40	118.80
34	BA	1468	U	C2-N1-C1'	-7.82	108.32	117.70
35	BB	838	G	C8-N9-C4	-7.82	103.27	106.40
35	BB	1507	U	P-O3'-C3'	7.82	129.08	119.70
38	BE	105	A	N1-C6-N6	7.82	123.29	118.60
85	AA	611	G	C8-N9-C1'	7.82	137.16	127.00
85	AA	831	C	C4'-C3'-C2'	-7.82	94.78	102.60
85	AA	881	C	C2-N1-C1'	-7.82	110.20	118.80
34	BA	222	C	N1-C2-N3	7.82	124.67	119.20
34	BA	556	A	C2-N3-C4	-7.82	106.69	110.60
34	BA	782	C	N1-C2-O2	-7.82	114.21	118.90
36	BC	88	A	C8-N9-C4	-7.82	102.67	105.80
85	AA	251	A	N1-C6-N6	-7.82	113.91	118.60
34	BA	966	G	N9-C1'-C2'	-7.81	103.41	112.00
34	BA	531	C	O4'-C4'-C3'	-7.81	96.19	104.00

Continued on next page...

Continued from previous page...

Mol	Chain	Res	Type	Atoms	Z	Observed(°)	Ideal(°)
34	BA	611	A	O4'-C1'-N9	7.81	114.45	108.20
38	BE	6	A	C5-C6-N6	-7.81	117.45	123.70
34	BA	582	U	N1-C2-O2	7.81	128.27	122.80
34	BA	864	G	OP1-P-OP2	-7.81	107.88	119.60
34	BA	1705	C	C5'-C4'-C3'	7.81	128.50	116.00
35	BB	431	U	N3-C2-O2	-7.81	116.73	122.20
34	BA	1219	G	C5'-C4'-C3'	-7.81	103.50	116.00
35	BB	1284	U	O4'-C1'-N1	7.81	114.45	108.20
39	BF	12	U	O5'-P-OP1	-7.81	98.67	105.70
85	AA	903	G	O4'-C1'-N9	7.81	114.45	108.20
85	AA	2024	U	C1'-O4'-C4'	-7.81	103.65	109.90
34	BA	698	U	C3'-C2'-C1'	-7.81	95.25	101.50
35	BB	587	A	N1-C6-N6	7.81	123.28	118.60
35	BB	1484	A	C8-N9-C4	-7.81	102.68	105.80
38	BE	182	U	O4'-C1'-N1	7.81	114.45	108.20
40	BG	103	C	C6-N1-C2	-7.81	117.18	120.30
85	AA	575	G	C4-N9-C1'	-7.81	116.35	126.50
85	AA	967	C	C6-N1-C1'	7.81	130.17	120.80
85	AA	1179	A	C4'-C3'-C2'	-7.81	94.79	102.60
38	BE	83	U	O5'-P-OP2	7.81	120.07	110.70
5	A4	155	MET	CB-CA-C	7.80	126.01	110.40
19	AK	78	SER	N-CA-CB	7.80	122.21	110.50
34	BA	763	U	C3'-C2'-C1'	7.80	107.74	101.50
34	BA	1206	C	C2-N1-C1'	7.80	127.39	118.80
34	BA	1324	G	C5-C6-N1	7.80	115.40	111.50
36	BC	113	G	P-O3'-C3'	-7.80	110.33	119.70
39	BF	51	C	C5'-C4'-C3'	-7.80	103.51	116.00
74	Bo	56	ARG	N-CA-CB	7.80	124.65	110.60
85	AA	1459	C	C2-N3-C4	-7.80	116.00	119.90
35	BB	141	G	C5-C6-O6	-7.80	123.92	128.60
38	BE	18	U	O3'-P-O5'	7.80	118.83	104.00
45	BL	140	ARG	NE-CZ-NH2	-7.80	116.40	120.30
34	BA	281	C	O5'-C5'-C4'	-7.80	96.88	111.70
34	BA	685	C	C6-N1-C1'	-7.80	111.44	120.80
34	BA	1083	A	N1-C2-N3	-7.80	125.40	129.30
34	BA	1739	G	N1-C6-O6	7.80	124.58	119.90
35	BB	412	A	O4'-C1'-N9	7.80	114.44	108.20
85	AA	162	A	C5'-C4'-C3'	-7.80	103.52	116.00
85	AA	492	C	C5'-C4'-C3'	-7.80	103.52	116.00
85	AA	1213	U	C2-N3-C4	-7.80	122.32	127.00
85	AA	1719	C	O5'-C5'-C4'	7.80	126.52	111.70
34	BA	782	C	P-O3'-C3'	-7.80	110.34	119.70

Continued on next page...

Continued from previous page...

Mol	Chain	Res	Type	Atoms	Z	Observed(°)	Ideal(°)
34	BA	950	C	C5'-C4'-C3'	-7.80	103.52	116.00
34	BA	1164	C	O4'-C1'-N1	7.80	114.44	108.20
38	BE	63	C	C5'-C4'-C3'	7.80	128.48	116.00
40	BG	149	U	C1'-O4'-C4'	-7.80	103.66	109.90
85	AA	80	G	P-O5'-C5'	-7.80	108.42	120.90
85	AA	265	A	C3'-C2'-C1'	-7.80	95.26	101.50
85	AA	488	G	C5-C6-N1	7.80	115.40	111.50
85	AA	2194	U	C2-N1-C1'	-7.80	108.34	117.70
34	BA	81	C	O4'-C1'-C2'	7.80	114.62	107.60
34	BA	817	U	C5'-C4'-O4'	7.80	118.46	109.10
34	BA	980	C	C5'-C4'-C3'	-7.80	103.52	116.00
85	AA	534	A	C4-N9-C1'	-7.80	112.26	126.30
34	BA	1450	G	N1-C6-O6	7.80	124.58	119.90
34	BA	1611	A	C8-N9-C4	-7.80	102.68	105.80
45	BL	56	ARG	NE-CZ-NH2	-7.80	116.40	120.30
8	A7	5	TYR	CB-CG-CD2	-7.79	116.32	121.00
84	By	178	TYR	CB-CG-CD1	7.79	125.68	121.00
85	AA	158	C	C6-N1-C1'	7.79	130.15	120.80
85	AA	1009	G	C8-N9-C1'	7.79	137.13	127.00
34	BA	97	A	N1-C6-N6	-7.79	113.92	118.60
35	BB	52	G	C4-N9-C1'	-7.79	116.37	126.50
35	BB	132	G	C8-N9-C1'	7.79	137.13	127.00
35	BB	1399	A	C8-N9-C4	7.79	108.92	105.80
35	BB	1544	A	C4-N9-C1'	-7.79	112.27	126.30
85	AA	569	A	C5-C6-N6	7.79	129.93	123.70
85	AA	1823	G	C4'-C3'-C2'	7.79	110.39	102.60
35	BB	38	C	C5'-C4'-C3'	-7.79	103.53	116.00
35	BB	603	U	C5'-C4'-O4'	7.79	118.45	109.10
35	BB	888	U	O4'-C1'-N1	7.79	114.43	108.20
77	Br	77	ARG	NE-CZ-NH1	7.79	124.20	120.30
85	AA	187	C	C1'-O4'-C4'	-7.79	103.67	109.90
7	A6	170	ARG	NE-CZ-NH1	7.79	124.19	120.30
34	BA	528	C	C5-C6-N1	7.79	124.89	121.00
34	BA	1300	G	C5'-C4'-C3'	-7.79	103.54	116.00
35	BB	2	C	P-O3'-C3'	-7.79	110.35	119.70
53	BT	110	ARG	NE-CZ-NH1	7.79	124.19	120.30
84	By	111	ARG	NE-CZ-NH1	7.79	124.19	120.30
85	AA	304	G	O3'-P-O5'	7.79	118.80	104.00
85	AA	857	G	C3'-C2'-C1'	-7.79	95.27	101.50
35	BB	1167	C	C2'-C3'-O3'	7.79	126.63	109.50
15	AG	128	TYR	CB-CG-CD2	7.79	125.67	121.00
34	BA	1300	G	C1'-O4'-C4'	-7.79	103.67	109.90

Continued on next page...

Continued from previous page...

Mol	Chain	Res	Type	Atoms	Z	Observed(°)	Ideal(°)
34	BA	1809	G	O3'-P-O5'	7.79	118.79	104.00
35	BB	1168	G	P-O3'-C3'	-7.79	110.36	119.70
40	BG	146	C	C1'-O4'-C4'	-7.79	103.67	109.90
53	BT	65	GLN	N-CA-CB	-7.79	96.59	110.60
67	Bh	148	ARG	CD-NE-CZ	-7.79	112.70	123.60
35	BB	806	U	C2-N3-C4	-7.78	122.33	127.00
85	AA	1432	C	N3-C4-N4	7.78	123.45	118.00
85	AA	1837	U	O4'-C1'-N1	7.78	114.43	108.20
38	BE	184	G	C8-N9-C4	-7.78	103.29	106.40
38	BE	195	G	N1-C2-N2	-7.78	109.20	116.20
85	AA	824	C	P-O3'-C3'	7.78	129.04	119.70
85	AA	1213	U	C2-N1-C1'	7.78	127.04	117.70
34	BA	124	G	C8-N9-C1'	7.78	137.12	127.00
34	BA	565	U	C5'-C4'-C3'	-7.78	103.55	116.00
34	BA	772	G	N7-C8-N9	7.78	116.99	113.10
34	BA	1022	C	O4'-C1'-N1	7.78	114.42	108.20
34	BA	1109	G	N9-C1'-C2'	-7.78	103.44	112.00
34	BA	1261	G	P-O3'-C3'	-7.78	110.36	119.70
35	BB	865	C	P-O3'-C3'	-7.78	110.36	119.70
35	BB	1232	A	C1'-O4'-C4'	-7.78	103.67	109.90
36	BC	23	G	C5-C6-O6	7.78	133.27	128.60
38	BE	32	U	O4'-C1'-N1	-7.78	101.98	108.20
34	BA	104	A	C3'-C2'-C1'	-7.78	95.28	101.50
35	BB	1477	C	C6-N1-C2	-7.78	117.19	120.30
40	BG	12	A	C5'-C4'-O4'	7.78	118.44	109.10
85	AA	584	G	N1-C6-O6	7.78	124.57	119.90
85	AA	1595	G	C5-C6-O6	-7.78	123.93	128.60
34	BA	601	A	C5'-C4'-C3'	7.78	128.44	116.00
34	BA	743	A	C6-C5-N7	-7.78	126.86	132.30
34	BA	779	U	O4'-C1'-N1	7.78	114.42	108.20
35	BB	600	C	N1-C1'-C2'	-7.78	103.44	112.00
37	BD	69	U	N3-C2-O2	-7.78	116.76	122.20
85	AA	203	C	C2-N1-C1'	7.78	127.36	118.80
85	AA	342	C	P-O3'-C3'	-7.78	110.37	119.70
85	AA	371	C	P-O3'-C3'	-7.78	110.37	119.70
85	AA	909	C	C6-N1-C1'	-7.78	111.47	120.80
34	BA	227	C	O4'-C1'-N1	7.78	114.42	108.20
34	BA	279	U	C2-N3-C4	-7.78	122.33	127.00
34	BA	550	U	N3-C4-O4	-7.78	113.96	119.40
35	BB	1211	C	P-O5'-C5'	7.78	133.34	120.90
85	AA	1528	A	P-O3'-C3'	7.78	129.03	119.70
85	AA	2246	U	O5'-P-OP1	-7.78	98.70	105.70

Continued on next page...

Continued from previous page...

Mol	Chain	Res	Type	Atoms	Z	Observed(°)	Ideal(°)
34	BA	1363	A	C1'-O4'-C4'	-7.77	103.68	109.90
34	BA	1816	G	P-O3'-C3'	7.77	129.03	119.70
35	BB	652	G	O4'-C1'-N9	7.77	114.42	108.20
35	BB	1024	G	N3-C4-C5	-7.77	124.71	128.60
34	BA	1202	G	C8-N9-C1'	7.77	137.10	127.00
35	BB	993	A	P-O5'-C5'	7.77	133.34	120.90
36	BC	11	G	N3-C2-N2	7.77	125.34	119.90
38	BE	32	U	C2-N3-C4	-7.77	122.34	127.00
85	AA	385	A	N1-C6-N6	7.77	123.26	118.60
85	AA	386	G	N3-C2-N2	7.77	125.34	119.90
85	AA	1009	G	O4'-C1'-N9	7.77	114.42	108.20
86	AB	16	U	O5'-C5'-C4'	7.77	126.47	111.70
34	BA	1485	U	O4'-C1'-N1	7.77	114.42	108.20
35	BB	57	G	C8-N9-C1'	7.77	137.10	127.00
35	BB	1053	G	C2-N3-C4	-7.77	108.01	111.90
85	AA	1291	A	O4'-C4'-C3'	-7.77	96.23	104.00
35	BB	677	U	C4'-C3'-C2'	7.77	110.37	102.60
40	BG	169	A	C4-C5-C6	-7.77	113.11	117.00
41	BH	60	A	O4'-C1'-N9	7.77	114.42	108.20
64	Be	133	TYR	CB-CG-CD2	-7.77	116.34	121.00
85	AA	1487	G	N9-C1'-C2'	-7.77	103.45	112.00
34	BA	1305	A	C5-C6-N6	7.77	129.91	123.70
35	BB	141	G	N1-C6-O6	7.77	124.56	119.90
41	BH	30	C	C5'-C4'-O4'	7.77	118.42	109.10
85	AA	915	G	C5-C6-O6	-7.77	123.94	128.60
85	AA	659	A	C3'-C2'-C1'	-7.77	95.29	101.50
85	AA	854	A	O4'-C4'-C3'	-7.77	96.23	104.00
34	BA	756	A	C5'-C4'-C3'	7.76	128.42	116.00
35	BB	534	C	C3'-C2'-C1'	-7.76	95.29	101.50
35	BB	1208	G	O4'-C1'-C2'	-7.76	98.04	105.80
41	BH	120	C	O5'-P-OP1	-7.76	98.71	105.70
85	AA	789	A	C5'-C4'-O4'	7.76	118.42	109.10
85	AA	1265	C	O4'-C1'-N1	7.76	114.41	108.20
85	AA	2209	U	C2-N1-C1'	-7.76	108.38	117.70
16	AH	114	ARG	NE-CZ-NH2	-7.76	116.42	120.30
35	BB	1063	C	N3-C2-O2	-7.76	116.47	121.90
35	BB	1531	G	O4'-C1'-N9	7.76	114.41	108.20
38	BE	36	U	C6-N1-C2	-7.76	116.34	121.00
85	AA	649	C	P-O5'-C5'	-7.76	108.48	120.90
85	AA	858	G	C4-N9-C1'	-7.76	116.41	126.50
10	A9	140	ARG	NE-CZ-NH1	7.76	124.18	120.30
34	BA	246	G	C2'-C3'-O3'	7.76	126.58	109.50

Continued on next page...

Continued from previous page...

Mol	Chain	Res	Type	Atoms	Z	Observed(°)	Ideal(°)
34	BA	1800	G	C1'-O4'-C4'	-7.76	103.69	109.90
35	BB	285	C	C6-N1-C2	-7.76	117.19	120.30
35	BB	708	C	C2-N3-C4	7.76	123.78	119.90
35	BB	775	U	O4'-C1'-N1	7.76	114.41	108.20
35	BB	901	U	C5'-C4'-C3'	-7.76	103.58	116.00
35	BB	1475	U	C2-N3-C4	-7.76	122.34	127.00
38	BE	62	C	C2-N1-C1'	-7.76	110.26	118.80
85	AA	587	G	C4-N9-C1'	-7.76	116.41	126.50
85	AA	594	C	C2-N1-C1'	-7.76	110.26	118.80
85	AA	962	U	P-O3'-C3'	-7.76	110.39	119.70
85	AA	1432	C	C5'-C4'-C3'	7.76	128.42	116.00
85	AA	1570	A	C1'-O4'-C4'	-7.76	103.69	109.90
34	BA	499	C	C2-N1-C1'	-7.76	110.26	118.80
34	BA	889	U	C2-N1-C1'	-7.76	108.39	117.70
34	BA	1119	A	O5'-C5'-C4'	-7.76	96.96	111.70
34	BA	1473	A	C1'-O4'-C4'	-7.76	103.69	109.90
34	BA	1656	A	C5-C6-N1	7.76	121.58	117.70
38	BE	25	U	O5'-P-OP1	7.76	120.01	110.70
41	BH	7	C	P-O5'-C5'	-7.76	108.48	120.90
85	AA	45	U	P-O5'-C5'	-7.76	108.49	120.90
85	AA	2092	A	O4'-C1'-N9	7.76	114.41	108.20
34	BA	1000	G	P-O3'-C3'	-7.76	110.39	119.70
34	BA	1814	U	C6-N1-C2	-7.76	116.34	121.00
85	AA	966	G	C5'-C4'-C3'	-7.76	103.59	116.00
34	BA	755	G	C6-N1-C2	-7.76	120.45	125.10
34	BA	896	U	P-O3'-C3'	7.76	129.01	119.70
34	BA	1411	C	C5'-C4'-C3'	-7.76	103.59	116.00
34	BA	1721	U	P-O5'-C5'	-7.76	108.49	120.90
38	BE	1	U	C3'-C2'-C1'	-7.76	95.29	101.50
40	BG	8	U	O4'-C1'-N1	7.76	114.41	108.20
84	By	51	ARG	NE-CZ-NH2	-7.76	116.42	120.30
34	BA	532	C	C5'-C4'-O4'	7.75	118.41	109.10
35	BB	268	G	C5-C6-O6	-7.75	123.95	128.60
35	BB	380	G	C8-N9-C1'	7.75	137.08	127.00
40	BG	35	G	C5'-C4'-C3'	-7.75	103.59	116.00
85	AA	157	G	C1'-O4'-C4'	-7.75	103.70	109.90
85	AA	158	C	C1'-O4'-C4'	-7.75	103.70	109.90
85	AA	1102	C	C6-N1-C2	-7.75	117.20	120.30
34	BA	389	U	P-O3'-C3'	-7.75	110.40	119.70
34	BA	1572	G	N1-C6-O6	-7.75	115.25	119.90
35	BB	827	U	P-O5'-C5'	7.75	133.30	120.90
38	BE	82	C	O3'-P-O5'	-7.75	89.27	104.00

Continued on next page...

Continued from previous page...

Mol	Chain	Res	Type	Atoms	Z	Observed(°)	Ideal(°)
59	BZ	51	ASP	N-CA-CB	-7.75	96.64	110.60
85	AA	1701	G	N9-C4-C5	7.75	108.50	105.40
85	AA	1974	C	O4'-C1'-N1	7.75	114.40	108.20
34	BA	530	A	C2'-C3'-O3'	7.75	126.56	109.50
34	BA	543	A	C5'-C4'-C3'	-7.75	103.60	116.00
35	BB	771	U	P-O3'-C3'	7.75	129.00	119.70
85	AA	449	G	C8-N9-C4	7.75	109.50	106.40
34	BA	382	G	C5-C6-O6	7.75	133.25	128.60
34	BA	1002	U	C3'-C2'-C1'	-7.75	95.30	101.50
85	AA	1541	G	O5'-C5'-C4'	-7.75	96.97	111.70
34	BA	145	U	C5'-C4'-C3'	-7.75	103.60	116.00
34	BA	1326	U	C2-N1-C1'	7.75	127.00	117.70
34	BA	1506	C	C5'-C4'-C3'	7.75	128.40	116.00
34	BA	1518	A	N9-C4-C5	-7.75	102.70	105.80
85	AA	447	C	O4'-C1'-N1	7.75	114.40	108.20
34	BA	1119	A	C5-C6-N6	-7.75	117.50	123.70
36	BC	90	U	O4'-C1'-N1	7.75	114.40	108.20
38	BE	104	G	C8-N9-C1'	-7.75	116.93	127.00
85	AA	723	U	O4'-C1'-N1	7.75	114.40	108.20
85	AA	860	C	N1-C2-O2	7.75	123.55	118.90
85	AA	917	A	C2-N3-C4	-7.75	106.73	110.60
85	AA	1845	G	C8-N9-C1'	7.75	137.07	127.00
85	AA	1865	C	C2-N3-C4	-7.75	116.03	119.90
34	BA	766	A	C5'-C4'-O4'	7.75	118.39	109.10
35	BB	621	C	O3'-P-O5'	7.75	118.72	104.00
39	BF	48	G	C1'-O4'-C4'	-7.75	103.70	109.90
85	AA	463	G	O3'-P-O5'	-7.75	89.28	104.00
85	AA	1734	A	C5'-C4'-C3'	7.75	128.39	116.00
34	BA	149	G	C1'-O4'-C4'	-7.74	103.70	109.90
34	BA	505	U	P-O5'-C5'	-7.74	108.51	120.90
34	BA	761	U	C6-N1-C1'	7.74	132.04	121.20
34	BA	1083	A	P-O3'-C3'	7.74	128.99	119.70
35	BB	2	C	C4'-C3'-C2'	-7.74	94.86	102.60
35	BB	1432	U	C2-N1-C1'	-7.74	108.41	117.70
35	BB	1532	C	C5'-C4'-C3'	7.74	128.39	116.00
39	BF	62	U	P-O5'-C5'	7.74	133.29	120.90
40	BG	71	C	C6-N1-C2	-7.74	117.20	120.30
41	BH	9	C	P-O3'-C3'	-7.74	110.41	119.70
41	BH	71	C	O4'-C1'-N1	7.74	114.39	108.20
83	Bx	263	ARG	NE-CZ-NH2	-7.74	116.43	120.30
85	AA	65	A	C8-N9-C1'	-7.74	113.76	127.70
85	AA	1278	C	O4'-C1'-N1	7.74	114.39	108.20

Continued on next page...

Continued from previous page...

Mol	Chain	Res	Type	Atoms	Z	Observed(°)	Ideal(°)
35	BB	797	C	O5'-C5'-C4'	7.74	126.41	111.70
35	BB	1115	G	C4-N9-C1'	-7.74	116.44	126.50
85	AA	2122	A	C2'-C3'-O3'	7.74	126.53	109.50
35	BB	1386	C	C6-N1-C2	-7.74	117.20	120.30
85	AA	254	G	C5-C6-O6	-7.74	123.95	128.60
85	AA	518	A	C5'-C4'-O4'	7.74	118.39	109.10
85	AA	566	U	O4'-C1'-N1	7.74	114.39	108.20
85	AA	643	C	C2-N1-C1'	-7.74	110.29	118.80
85	AA	1415	G	P-O3'-C3'	7.74	128.99	119.70
34	BA	182	U	C2-N3-C4	-7.74	122.36	127.00
34	BA	688	G	C5-C6-O6	-7.74	123.96	128.60
35	BB	681	G	P-O3'-C3'	-7.74	110.41	119.70
35	BB	824	C	O4'-C4'-C3'	-7.74	96.26	104.00
35	BB	888	U	P-O3'-C3'	-7.74	110.41	119.70
35	BB	905	C	O4'-C1'-N1	7.74	114.39	108.20
35	BB	1399	A	N1-C6-N6	-7.74	113.96	118.60
85	AA	1730	C	C3'-C2'-C1'	-7.74	95.31	101.50
34	BA	288	U	N1-C2-N3	7.74	119.54	114.90
85	AA	803	C	C5'-C4'-C3'	-7.74	103.62	116.00
34	BA	540	G	C5-C6-O6	-7.74	123.96	128.60
34	BA	883	C	C6-N1-C2	-7.74	117.20	120.30
34	BA	1029	C	O4'-C1'-N1	7.74	114.39	108.20
34	BA	1510	C	N3-C4-N4	-7.74	112.58	118.00
35	BB	378	C	C3'-C2'-C1'	-7.74	95.31	101.50
35	BB	834	U	C5'-C4'-O4'	7.74	118.38	109.10
35	BB	1450	G	C5-C6-O6	-7.74	123.96	128.60
38	BE	107	U	C2-N3-C4	-7.74	122.36	127.00
85	AA	968	U	C5'-C4'-C3'	7.74	128.38	116.00
85	AA	2014	G	C6-N1-C2	-7.74	120.46	125.10
34	BA	532	C	C5'-C4'-C3'	-7.73	103.62	116.00
47	BN	41	ARG	NE-CZ-NH1	7.73	124.17	120.30
85	AA	748	C	O4'-C1'-N1	7.73	114.39	108.20
85	AA	1832	G	C4-N9-C1'	-7.73	116.45	126.50
34	BA	1418	G	C5-C6-O6	-7.73	123.96	128.60
34	BA	1495	A	C1'-O4'-C4'	-7.73	103.71	109.90
35	BB	429	C	C1'-O4'-C4'	-7.73	103.71	109.90
35	BB	484	G	C5-C6-O6	-7.73	123.96	128.60
35	BB	1517	G	N1-C6-O6	7.73	124.54	119.90
36	BC	116	C	C1'-O4'-C4'	-7.73	103.71	109.90
40	BG	25	G	P-O3'-C3'	-7.73	110.42	119.70
34	BA	89	G	N3-C2-N2	-7.73	114.49	119.90
34	BA	815	C	P-O3'-C3'	-7.73	110.42	119.70

Continued on next page...

Continued from previous page...

Mol	Chain	Res	Type	Atoms	Z	Observed(°)	Ideal(°)
34	BA	1011	G	N3-C2-N2	-7.73	114.49	119.90
34	BA	1822	U	C6-N1-C1'	-7.73	110.38	121.20
35	BB	567	G	C5'-C4'-C3'	-7.73	103.63	116.00
35	BB	1020	U	N3-C2-O2	-7.73	116.79	122.20
56	BW	12	ARG	NE-CZ-NH1	7.73	124.17	120.30
85	AA	1809	G	C5-C6-O6	-7.73	123.96	128.60
34	BA	271	C	C6-N1-C2	-7.73	117.21	120.30
34	BA	766	A	N1-C6-N6	-7.73	113.96	118.60
34	BA	1485	U	C5-C4-O4	7.73	130.54	125.90
34	BA	1636	C	P-O5'-C5'	-7.73	108.53	120.90
34	BA	52	G	P-O3'-C3'	-7.73	110.43	119.70
34	BA	807	U	C6-N1-C1'	-7.73	110.38	121.20
34	BA	1419	A	P-O5'-C5'	-7.73	108.53	120.90
35	BB	1025	A	C3'-C2'-C1'	7.73	107.68	101.50
55	BV	92	TYR	CB-CG-CD1	7.73	125.64	121.00
85	AA	327	G	C3'-C2'-C1'	-7.73	95.32	101.50
85	AA	508	C	O5'-P-OP2	-7.73	98.75	105.70
34	BA	582	U	N1-C2-N3	-7.73	110.26	114.90
37	BD	30	A	C5-C6-N6	-7.73	117.52	123.70
85	AA	744	C	N1-C2-O2	7.73	123.54	118.90
29	AV	59	SER	N-CA-CB	7.72	122.09	110.50
35	BB	1453	G	P-O3'-C3'	-7.72	110.43	119.70
40	BG	14	G	C6-N1-C2	-7.72	120.47	125.10
41	BH	26	C	C3'-C2'-C1'	7.72	107.68	101.50
85	AA	2196	G	N9-C4-C5	7.72	108.49	105.40
34	BA	606	G	N3-C4-C5	-7.72	124.74	128.60
34	BA	937	G	C1'-O4'-C4'	-7.72	103.72	109.90
34	BA	1113	A	C5'-C4'-C3'	7.72	128.36	116.00
34	BA	1503	U	O4'-C4'-C3'	-7.72	96.28	104.00
38	BE	55	C	C6-N1-C2	-7.72	117.21	120.30
38	BE	183	C	O5'-C5'-C4'	7.72	126.37	111.70
41	BH	35	G	C5'-C4'-C3'	-7.72	103.64	116.00
60	Ba	64	ARG	CD-NE-CZ	-7.72	112.79	123.60
85	AA	1270	C	C2-N1-C1'	-7.72	110.31	118.80
29	AV	62	TYR	CB-CG-CD2	-7.72	116.37	121.00
34	BA	1567	G	C4-N9-C1'	-7.72	116.46	126.50
35	BB	1463	A	C8-N9-C4	-7.72	102.71	105.80
34	BA	7	U	C6-N1-C2	-7.72	116.37	121.00
34	BA	288	U	C1'-O4'-C4'	-7.72	103.72	109.90
34	BA	602	G	N3-C2-N2	-7.72	114.50	119.90
34	BA	889	U	C4'-C3'-C2'	7.72	110.32	102.60
34	BA	1040	G	N3-C2-N2	7.72	125.30	119.90

Continued on next page...

Continued from previous page...

Mol	Chain	Res	Type	Atoms	Z	Observed(°)	Ideal(°)
34	BA	1665	G	C4-N9-C1'	-7.72	116.46	126.50
40	BG	148	C	C6-N1-C2	-7.72	117.21	120.30
85	AA	311	U	C4'-C3'-C2'	7.72	110.32	102.60
34	BA	1530	G	C4-N9-C1'	-7.72	116.47	126.50
34	BA	1653	G	C8-N9-C1'	7.72	137.03	127.00
68	Bi	44	ARG	NE-CZ-NH1	7.72	124.16	120.30
26	AS	67	ARG	NE-CZ-NH1	7.72	124.16	120.30
34	BA	1047	U	P-O3'-C3'	-7.72	110.44	119.70
38	BE	127	G	O4'-C1'-C2'	7.72	114.55	107.60
38	BE	169	C	O4'-C1'-N1	7.72	114.37	108.20
41	BH	37	U	P-O3'-C3'	7.72	128.96	119.70
85	AA	331	G	C4'-C3'-C2'	-7.72	94.88	102.60
85	AA	945	A	O4'-C1'-N9	7.72	114.37	108.20
85	AA	1456	A	C8-N9-C4	7.72	108.89	105.80
35	BB	391	G	N3-C2-N2	7.71	125.30	119.90
35	BB	663	G	C5-C6-N1	7.71	115.36	111.50
77	Br	258	LEU	N-CA-CB	-7.71	94.97	110.40
85	AA	527	A	O4'-C1'-N9	7.71	114.37	108.20
85	AA	1756	C	C2-N1-C1'	-7.71	110.31	118.80
4	A3	7	TYR	CB-CG-CD1	7.71	125.63	121.00
35	BB	839	G	C5-C6-O6	7.71	133.23	128.60
38	BE	135	A	C4'-C3'-C2'	-7.71	94.89	102.60
40	BG	111	C	N3-C2-O2	-7.71	116.50	121.90
41	BH	100	A	C6-C5-N7	-7.71	126.90	132.30
85	AA	680	U	P-O3'-C3'	7.71	128.96	119.70
34	BA	1284	G	C5-C6-O6	7.71	133.23	128.60
34	BA	1305	A	C4-N9-C1'	7.71	140.18	126.30
34	BA	1356	C	O4'-C1'-N1	7.71	114.37	108.20
35	BB	537	A	P-O5'-C5'	-7.71	108.56	120.90
71	Bl	37	ARG	NE-CZ-NH2	-7.71	116.44	120.30
85	AA	150	U	P-O5'-C5'	7.71	133.24	120.90
85	AA	959	C	O4'-C1'-N1	7.71	114.37	108.20
85	AA	1322	C	O4'-C1'-N1	7.71	114.37	108.20
85	AA	1609	U	O4'-C1'-N1	7.71	114.37	108.20
85	AA	1825	A	C4'-C3'-C2'	7.71	110.31	102.60
85	AA	2198	G	P-O3'-C3'	-7.71	110.45	119.70
34	BA	1421	A	P-O3'-C3'	-7.71	110.45	119.70
34	BA	1644	A	C5'-C4'-C3'	-7.71	103.66	116.00
35	BB	1031	G	C1'-O4'-C4'	-7.71	103.73	109.90
35	BB	1294	C	N1-C1'-C2'	-7.71	103.52	112.00
85	AA	188	G	C3'-C2'-C1'	-7.71	95.33	101.50
85	AA	1083	C	O4'-C1'-N1	7.71	114.37	108.20

Continued on next page...

Continued from previous page...

Mol	Chain	Res	Type	Atoms	Z	Observed(°)	Ideal(°)
85	AA	1994	G	C8-N9-C1'	7.71	137.02	127.00
34	BA	63	A	O4'-C1'-C2'	-7.71	98.09	105.80
34	BA	686	U	O4'-C4'-C3'	-7.71	96.29	104.00
35	BB	1155	U	N3-C2-O2	-7.71	116.81	122.20
35	BB	1222	A	O5'-P-OP1	-7.71	98.76	105.70
45	BL	179	PHE	CB-CG-CD1	7.71	126.20	120.80
70	Bk	45	LEU	N-CA-C	-7.71	90.19	111.00
85	AA	218	U	O4'-C1'-N1	7.71	114.37	108.20
85	AA	252	G	O4'-C1'-N9	-7.71	102.03	108.20
85	AA	858	G	C3'-C2'-C1'	-7.71	95.33	101.50
34	BA	1297	G	P-O5'-C5'	7.71	133.23	120.90
35	BB	1186	A	C4-C5-C6	-7.71	113.15	117.00
35	BB	1423	U	C1'-O4'-C4'	-7.71	103.73	109.90
40	BG	168	A	C4-N9-C1'	-7.71	112.43	126.30
34	BA	82	A	C3'-C2'-C1'	-7.71	95.34	101.50
12	AD	14	TYR	CB-CG-CD1	7.70	125.62	121.00
34	BA	1013	A	C5'-C4'-C3'	-7.70	103.67	116.00
34	BA	1179	U	P-O3'-C3'	7.70	128.94	119.70
34	BA	1501	U	O4'-C1'-N1	7.70	114.36	108.20
85	AA	562	C	O4'-C1'-N1	7.70	114.36	108.20
85	AA	2225	G	C8-N9-C1'	7.70	137.01	127.00
34	BA	798	G	N9-C4-C5	-7.70	102.32	105.40
85	AA	800	A	P-O3'-C3'	7.70	128.94	119.70
2	A1	63	ARG	NE-CZ-NH1	7.70	124.15	120.30
34	BA	312	U	C5'-C4'-C3'	7.70	128.32	116.00
85	AA	581	A	C5'-C4'-O4'	7.70	118.34	109.10
85	AA	962	U	C6-N1-C1'	7.70	131.98	121.20
34	BA	794	G	N9-C1'-C2'	-7.70	103.53	112.00
35	BB	1003	G	C8-N9-C1'	7.70	137.01	127.00
35	BB	1394	A	C6-N1-C2	-7.70	113.98	118.60
36	BC	99	U	C2-N3-C4	-7.70	122.38	127.00
85	AA	325	C	O4'-C1'-N1	7.70	114.36	108.20
35	BB	1251	G	N3-C4-C5	-7.70	124.75	128.60
35	BB	1394	A	C5-C6-N1	7.70	121.55	117.70
38	BE	25	U	N3-C4-C5	7.70	119.22	114.60
52	BS	9	TYR	CB-CG-CD2	-7.70	116.38	121.00
27	AT	38	CYS	CA-CB-SG	7.70	127.85	114.00
35	BB	724	G	O4'-C1'-N9	7.70	114.36	108.20
35	BB	1108	G	C5'-C4'-C3'	7.70	128.31	116.00
35	BB	1519	U	O4'-C1'-N1	7.70	114.36	108.20
84	By	54	THR	N-CA-CB	7.70	124.92	110.30
84	By	132	ARG	NE-CZ-NH1	7.70	124.15	120.30

Continued on next page...

Continued from previous page...

Mol	Chain	Res	Type	Atoms	Z	Observed(°)	Ideal(°)
85	AA	585	G	N9-C4-C5	-7.70	102.32	105.40
3	A2	43	GLN	N-CA-C	7.69	131.77	111.00
34	BA	91	C	C2-N1-C1'	-7.69	110.34	118.80
34	BA	1126	U	C5-C6-N1	7.69	126.55	122.70
34	BA	1619	U	C2'-C3'-O3'	7.69	126.43	109.50
35	BB	1201	G	C5'-C4'-C3'	7.69	128.31	116.00
34	BA	410	G	O4'-C1'-N9	7.69	114.35	108.20
85	AA	300	C	O4'-C1'-N1	7.69	114.35	108.20
85	AA	666	A	N1-C6-N6	-7.69	113.98	118.60
85	AA	1034	U	C3'-C2'-C1'	7.69	107.65	101.50
85	AA	1243	G	C5'-C4'-C3'	7.69	128.31	116.00
85	AA	1371	C	C6-N1-C1'	7.69	130.03	120.80
85	AA	1711	C	O4'-C1'-C2'	7.69	114.52	107.60
34	BA	107	C	O4'-C1'-N1	7.69	114.35	108.20
34	BA	481	A	N3-C4-C5	7.69	132.18	126.80
34	BA	802	G	C8-N9-C1'	7.69	137.00	127.00
35	BB	1133	C	C6-N1-C1'	7.69	130.03	120.80
38	BE	67	A	O3'-P-O5'	7.69	118.61	104.00
38	BE	185	G	C5'-C4'-C3'	-7.69	103.69	116.00
85	AA	557	G	C6-N1-C2	-7.69	120.48	125.10
85	AA	626	G	N1-C6-O6	7.69	124.51	119.90
85	AA	887	A	P-O3'-C3'	-7.69	110.47	119.70
85	AA	1109	G	O4'-C1'-N9	7.69	114.35	108.20
85	AA	1474	U	O4'-C1'-N1	7.69	114.35	108.20
85	AA	2141	G	O4'-C1'-C2'	7.69	114.52	107.60
34	BA	452	A	N1-C6-N6	7.69	123.21	118.60
34	BA	1003	A	O5'-P-OP2	-7.69	98.78	105.70
34	BA	1428	G	P-O5'-C5'	-7.69	108.60	120.90
35	BB	1461	C	C5-C4-N4	-7.69	114.82	120.20
36	BC	88	A	P-O3'-C3'	-7.69	110.47	119.70
85	AA	1494	C	O5'-P-OP2	7.69	119.93	110.70
34	BA	188	C	O4'-C1'-N1	7.69	114.35	108.20
34	BA	813	C	C5'-C4'-O4'	-7.69	99.88	109.10
34	BA	1537	G	C1'-O4'-C4'	-7.69	103.75	109.90
35	BB	1016	C	C6-N1-C2	-7.69	117.22	120.30
39	BF	23	G	C5'-C4'-O4'	7.69	118.33	109.10
71	Bl	62	ARG	NE-CZ-NH1	7.69	124.14	120.30
85	AA	272	C	C6-N1-C2	-7.69	117.22	120.30
85	AA	1294	U	N1-C2-O2	-7.69	117.42	122.80
34	BA	1494	G	C5-C6-N1	7.69	115.34	111.50
34	BA	1505	G	C8-N9-C4	-7.69	103.33	106.40
34	BA	1540	C	O4'-C1'-N1	7.69	114.35	108.20

Continued on next page...

Continued from previous page...

Mol	Chain	Res	Type	Atoms	Z	Observed(°)	Ideal(°)
35	BB	1112	U	C6-N1-C2	-7.69	116.39	121.00
35	BB	1475	U	O4'-C1'-N1	7.69	114.35	108.20
85	AA	743	C	C5'-C4'-C3'	7.69	128.30	116.00
85	AA	2070	C	C6-N1-C2	-7.69	117.23	120.30
34	BA	386	A	C4'-C3'-C2'	7.68	110.28	102.60
35	BB	743	C	O4'-C1'-N1	7.68	114.35	108.20
35	BB	800	U	O5'-C5'-C4'	7.68	126.30	111.70
85	AA	268	A	P-O3'-C3'	-7.68	110.48	119.70
85	AA	1294	U	C4'-C3'-C2'	-7.68	94.92	102.60
35	BB	313	C	O4'-C1'-N1	7.68	114.35	108.20
35	BB	887	G	O3'-P-O5'	-7.68	89.40	104.00
36	BC	23	G	C4'-C3'-C2'	-7.68	94.92	102.60
37	BD	4	U	C5'-C4'-C3'	-7.68	103.71	116.00
85	AA	989	U	C5'-C4'-C3'	7.68	128.29	116.00
85	AA	1460	G	C5-C6-O6	-7.68	123.99	128.60
85	AA	1983	C	P-O3'-C3'	7.68	128.92	119.70
85	AA	2018	U	C5-C4-O4	-7.68	121.29	125.90
34	BA	930	A	C5-C6-N6	7.68	129.84	123.70
35	BB	118	A	C1'-O4'-C4'	-7.68	103.76	109.90
40	BG	118	U	C2-N3-C4	-7.68	122.39	127.00
85	AA	432	A	C8-N9-C1'	7.68	141.53	127.70
34	BA	183	G	O4'-C1'-N9	7.68	114.34	108.20
34	BA	470	C	O4'-C1'-N1	7.68	114.34	108.20
34	BA	530	A	C4-C5-C6	-7.68	113.16	117.00
34	BA	836	U	P-O5'-C5'	-7.68	108.61	120.90
35	BB	1358	A	N1-C6-N6	-7.68	113.99	118.60
38	BE	20	C	C2-N1-C1'	7.68	127.25	118.80
38	BE	142	A	C5'-C4'-O4'	7.68	118.31	109.10
47	BN	203	ARG	NE-CZ-NH1	7.68	124.14	120.30
85	AA	391	G	N1-C6-O6	-7.68	115.29	119.90
85	AA	1722	G	P-O3'-C3'	7.68	128.91	119.70
85	AA	633	C	C1'-O4'-C4'	-7.68	103.76	109.90
34	BA	468	A	O4'-C1'-N9	7.68	114.34	108.20
34	BA	827	A	C1'-O4'-C4'	-7.68	103.76	109.90
34	BA	1472	G	C4-C5-C6	-7.68	114.19	118.80
76	Bq	4	PHE	CB-CG-CD1	7.68	126.17	120.80
34	BA	534	C	O4'-C1'-N1	7.67	114.34	108.20
85	AA	1484	G	N1-C6-O6	-7.67	115.30	119.90
34	BA	1094	U	C5'-C4'-C3'	-7.67	103.72	116.00
85	AA	269	G	C5-C6-O6	-7.67	124.00	128.60
85	AA	598	C	O4'-C1'-N1	7.67	114.34	108.20
34	BA	871	G	O5'-P-OP2	-7.67	98.80	105.70

Continued on next page...

Continued from previous page...

Mol	Chain	Res	Type	Atoms	Z	Observed(°)	Ideal(°)
34	BA	987	C	O4'-C1'-N1	7.67	114.34	108.20
35	BB	831	C	P-O3'-C3'	-7.67	110.49	119.70
35	BB	1168	G	C5'-C4'-O4'	7.67	118.31	109.10
37	BD	2	G	C8-N9-C1'	7.67	136.97	127.00
85	AA	251	A	C4-N9-C1'	7.67	140.11	126.30
34	BA	1283	U	O4'-C1'-N1	7.67	114.34	108.20
34	BA	1408	C	P-O5'-C5'	-7.67	108.63	120.90
40	BG	16	G	C5-C6-N1	7.67	115.33	111.50
40	BG	140	G	C4-N9-C1'	-7.67	116.53	126.50
85	AA	288	G	C5-C6-O6	-7.67	124.00	128.60
16	AH	114	ARG	NE-CZ-NH1	7.67	124.14	120.30
35	BB	551	C	O4'-C1'-N1	7.67	114.33	108.20
85	AA	852	C	O4'-C1'-N1	7.67	114.33	108.20
85	AA	1953	G	O4'-C1'-N9	7.67	114.33	108.20
34	BA	208	A	N1-C6-N6	-7.67	114.00	118.60
34	BA	878	G	O4'-C1'-C2'	7.67	114.50	107.60
34	BA	1556	A	P-O3'-C3'	7.67	128.90	119.70
34	BA	1707	C	N3-C2-O2	-7.67	116.53	121.90
34	BA	1788	U	C6-N1-C2	-7.67	116.40	121.00
35	BB	714	U	C2-N3-C4	-7.67	122.40	127.00
38	BE	168	C	C2-N1-C1'	-7.67	110.37	118.80
40	BG	169	A	C1'-O4'-C4'	-7.67	103.77	109.90
85	AA	421	G	N1-C6-O6	-7.67	115.30	119.90
85	AA	939	A	O3'-P-O5'	7.67	118.57	104.00
85	AA	2156	C	P-O5'-C5'	7.67	133.16	120.90
35	BB	404	A	C4-C5-C6	-7.67	113.17	117.00
85	AA	1106	A	O4'-C4'-C3'	-7.67	96.33	104.00
85	AA	1465	C	C4'-C3'-C2'	-7.67	94.94	102.60
31	AX	50	ARG	NE-CZ-NH1	7.66	124.13	120.30
34	BA	1090	A	C5'-C4'-C3'	7.66	128.26	116.00
34	BA	1160	U	P-O3'-C3'	-7.66	110.50	119.70
41	BH	71	C	O3'-P-O5'	7.66	118.56	104.00
50	BQ	192	ARG	CD-NE-CZ	-7.66	112.87	123.60
85	AA	2207	A	O4'-C1'-N9	7.66	114.33	108.20
34	BA	110	C	C3'-C2'-C1'	-7.66	95.37	101.50
34	BA	168	U	O4'-C1'-N1	7.66	114.33	108.20
41	BH	10	U	C2-N1-C1'	-7.66	108.51	117.70
60	Ba	28	THR	N-CA-CB	7.66	124.85	110.30
85	AA	714	U	C4'-C3'-C2'	-7.66	94.94	102.60
85	AA	1553	G	C4'-C3'-C2'	-7.66	94.94	102.60
34	BA	871	G	N7-C8-N9	-7.66	109.27	113.10
34	BA	956	G	O4'-C1'-N9	7.66	114.33	108.20

Continued on next page...

Continued from previous page...

Mol	Chain	Res	Type	Atoms	Z	Observed(°)	Ideal(°)
41	BH	36	C	P-O5'-C5'	7.66	133.15	120.90
85	AA	1096	G	C4-N9-C1'	-7.66	116.55	126.50
34	BA	343	G	C5-C6-N1	7.66	115.33	111.50
34	BA	741	A	P-O5'-C5'	-7.66	108.65	120.90
34	BA	1036	G	C5-C6-O6	-7.66	124.01	128.60
34	BA	1107	A	N1-C2-N3	7.66	133.13	129.30
34	BA	1113	A	C5-C6-N6	-7.66	117.57	123.70
35	BB	879	G	C8-N9-C4	-7.66	103.34	106.40
38	BE	8	G	O4'-C4'-C3'	-7.66	96.34	104.00
39	BF	6	C	P-O3'-C3'	7.66	128.89	119.70
34	BA	683	C	P-O5'-C5'	7.66	133.15	120.90
35	BB	1102	U	C3'-C2'-C1'	-7.66	95.38	101.50
36	BC	96	A	N1-C6-N6	-7.66	114.01	118.60
38	BE	109	C	O5'-C5'-C4'	7.66	126.24	111.70
40	BG	8	U	N1-C2-O2	7.66	128.16	122.80
41	BH	4	U	C2-N3-C4	-7.66	122.41	127.00
41	BH	27	A	N1-C6-N6	-7.66	114.01	118.60
66	Bg	49	ARG	NE-CZ-NH2	-7.66	116.47	120.30
85	AA	520	A	C5'-C4'-C3'	7.66	128.25	116.00
85	AA	534	A	C8-N9-C1'	7.66	141.48	127.70
85	AA	1541	G	P-O3'-C3'	-7.66	110.51	119.70
7	A6	157	PHE	CB-CG-CD2	-7.65	115.44	120.80
34	BA	168	U	C6-N1-C1'	7.65	131.91	121.20
36	BC	136	G	O4'-C1'-N9	7.65	114.32	108.20
41	BH	39	G	C5'-C4'-C3'	7.65	128.25	116.00
85	AA	1539	A	C4'-C3'-C2'	-7.65	94.95	102.60
85	AA	1793	A	P-O3'-C3'	-7.65	110.52	119.70
85	AA	2055	G	O4'-C1'-N9	7.65	114.32	108.20
8	A7	105	PHE	CB-CG-CD1	7.65	126.16	120.80
37	BD	51	G	P-O3'-C3'	7.65	128.88	119.70
40	BG	102	G	N3-C2-N2	7.65	125.26	119.90
85	AA	1426	G	P-O3'-C3'	-7.65	110.52	119.70
85	AA	2121	G	N3-C4-C5	-7.65	124.77	128.60
34	BA	333	A	N1-C6-N6	7.65	123.19	118.60
34	BA	535	G	C5-C6-O6	7.65	133.19	128.60
34	BA	537	C	P-O3'-C3'	-7.65	110.52	119.70
34	BA	1295	U	P-O5'-C5'	7.65	133.14	120.90
34	BA	1735	G	C4-N9-C1'	-7.65	116.56	126.50
35	BB	787	A	C4-N9-C1'	-7.65	112.53	126.30
36	BC	35	C	P-O3'-C3'	-7.65	110.52	119.70
38	BE	139	U	C5-C6-N1	-7.65	118.88	122.70
85	AA	479	C	P-O5'-C5'	7.65	133.14	120.90

Continued on next page...

Continued from previous page...

Mol	Chain	Res	Type	Atoms	Z	Observed(°)	Ideal(°)
85	AA	486	G	O4'-C1'-N9	7.65	114.32	108.20
85	AA	1368	G	C5'-C4'-C3'	-7.65	103.76	116.00
85	AA	1514	A	N1-C6-N6	7.65	123.19	118.60
85	AA	1795	C	C3'-C2'-C1'	-7.65	95.38	101.50
34	BA	56	G	P-O5'-C5'	7.65	133.14	120.90
34	BA	467	A	C5-C6-N6	-7.65	117.58	123.70
34	BA	783	U	C6-N1-C2	-7.65	116.41	121.00
34	BA	1166	A	C4-N9-C1'	-7.65	112.53	126.30
38	BE	16	C	N3-C4-N4	7.65	123.35	118.00
34	BA	1665	G	C5'-C4'-C3'	-7.65	103.77	116.00
34	BA	1741	G	C3'-C2'-C1'	-7.65	95.38	101.50
34	BA	1846	G	C1'-O4'-C4'	-7.65	103.78	109.90
35	BB	41	A	N1-C6-N6	7.65	123.19	118.60
35	BB	1323	U	C1'-O4'-C4'	-7.65	103.78	109.90
35	BB	1532	C	P-O5'-C5'	-7.65	108.66	120.90
85	AA	1176	C	C2-N3-C4	-7.65	116.08	119.90
85	AA	1811	C	C6-N1-C2	-7.65	117.24	120.30
34	BA	334	G	C1'-O4'-C4'	-7.65	103.78	109.90
34	BA	1246	G	C3'-C2'-C1'	-7.65	95.38	101.50
82	Bw	105	ARG	NE-CZ-NH1	7.65	124.12	120.30
85	AA	1246	G	C5-C6-N1	7.65	115.32	111.50
85	AA	1939	C	O4'-C1'-N1	7.65	114.32	108.20
34	BA	1487	U	C5'-C4'-C3'	7.64	128.23	116.00
71	Bl	141	ARG	CG-CD-NE	-7.64	95.75	111.80
85	AA	1002	G	C8-N9-C1'	7.64	136.94	127.00
85	AA	1215	A	C3'-C2'-C1'	-7.64	95.39	101.50
34	BA	245	U	O4'-C1'-N1	7.64	114.31	108.20
34	BA	1272	U	C2-N1-C1'	7.64	126.87	117.70
34	BA	1296	U	P-O3'-C3'	7.64	128.87	119.70
35	BB	1487	G	O4'-C1'-N9	7.64	114.31	108.20
38	BE	5	A	P-O3'-C3'	7.64	128.87	119.70
85	AA	686	U	C6-N1-C2	-7.64	116.42	121.00
85	AA	1787	G	O4'-C1'-N9	7.64	114.31	108.20
85	AA	572	G	O4'-C1'-N9	7.64	114.31	108.20
85	AA	584	G	C8-N9-C1'	-7.64	117.07	127.00
85	AA	1503	G	C4-N9-C1'	-7.64	116.57	126.50
34	BA	403	A	C5'-C4'-O4'	7.64	118.27	109.10
34	BA	894	G	C8-N9-C4	7.64	109.46	106.40
35	BB	1182	A	C8-N9-C4	7.64	108.86	105.80
35	BB	1471	A	P-O5'-C5'	7.64	133.12	120.90
35	BB	1473	U	O4'-C1'-N1	7.64	114.31	108.20
41	BH	133	U	N1-C2-N3	7.64	119.48	114.90

Continued on next page...

Continued from previous page...

Mol	Chain	Res	Type	Atoms	Z	Observed(°)	Ideal(°)
83	Bx	73	ARG	NE-CZ-NH1	7.64	124.12	120.30
85	AA	1647	G	C5'-C4'-C3'	-7.64	103.78	116.00
85	AA	1659	C	O4'-C1'-N1	7.64	114.31	108.20
85	AA	2209	U	C5'-C4'-C3'	-7.64	103.78	116.00
34	BA	1304	C	C5-C4-N4	7.64	125.55	120.20
35	BB	1484	A	C5'-C4'-C3'	-7.64	103.78	116.00
37	BD	85	C	P-O3'-C3'	-7.64	110.53	119.70
38	BE	172	U	C4'-C3'-C2'	7.64	110.24	102.60
85	AA	2050	C	C4'-C3'-C2'	-7.64	94.96	102.60
34	BA	400	A	N9-C1'-C2'	-7.64	103.60	112.00
34	BA	843	G	N3-C4-C5	-7.64	124.78	128.60
34	BA	1668	C	C5'-C4'-C3'	-7.64	103.78	116.00
37	BD	65	G	N9-C1'-C2'	-7.64	103.60	112.00
85	AA	681	G	C4'-C3'-C2'	7.64	110.24	102.60
85	AA	961	U	C5'-C4'-O4'	7.64	118.26	109.10
34	BA	532	C	P-O3'-C3'	-7.63	110.54	119.70
34	BA	683	C	C4'-C3'-C2'	-7.63	94.97	102.60
34	BA	743	A	N3-C4-N9	7.63	133.51	127.40
35	BB	367	C	C6-N1-C2	-7.63	117.25	120.30
40	BG	178	G	C4-N9-C1'	-7.63	116.58	126.50
85	AA	20	G	C5-C6-O6	-7.63	124.02	128.60
34	BA	681	G	N9-C4-C5	-7.63	102.35	105.40
34	BA	1398	C	C6-N1-C2	-7.63	117.25	120.30
34	BA	1741	G	P-O3'-C3'	-7.63	110.54	119.70
35	BB	1238	A	C5'-C4'-C3'	-7.63	103.79	116.00
35	BB	1298	C	N3-C4-N4	-7.63	112.66	118.00
37	BD	92	G	C4'-C3'-C2'	-7.63	94.97	102.60
34	BA	614	A	P-O5'-C5'	7.63	133.11	120.90
34	BA	1562	G	P-O5'-C5'	-7.63	108.69	120.90
35	BB	152	G	N1-C6-O6	7.63	124.48	119.90
35	BB	779	C	C4'-C3'-C2'	7.63	110.23	102.60
41	BH	2	U	O4'-C4'-C3'	-7.63	96.37	104.00
34	BA	478	G	N3-C2-N2	7.63	125.24	119.90
38	BE	201	A	P-O3'-C3'	-7.63	110.54	119.70
77	Br	275	PHE	N-CA-CB	-7.63	96.87	110.60
85	AA	1830	U	P-O3'-C3'	-7.63	110.54	119.70
34	BA	372	U	N3-C2-O2	-7.63	116.86	122.20
34	BA	572	G	C4-C5-N7	-7.63	107.75	110.80
34	BA	597	C	C2-N1-C1'	7.63	127.19	118.80
34	BA	1846	G	O5'-P-OP2	7.63	119.85	110.70
38	BE	148	C	C5'-C4'-C3'	-7.63	103.80	116.00
85	AA	57	G	N1-C2-N2	-7.63	109.33	116.20

Continued on next page...

Continued from previous page...

Mol	Chain	Res	Type	Atoms	Z	Observed(°)	Ideal(°)
85	AA	197	C	O4'-C1'-N1	7.63	114.30	108.20
34	BA	487	A	O4'-C1'-N9	7.63	114.30	108.20
34	BA	863	G	N1-C6-O6	-7.63	115.33	119.90
34	BA	1474	G	N9-C1'-C2'	-7.63	103.61	112.00
35	BB	825	U	P-O5'-C5'	-7.63	108.70	120.90
85	AA	270	A	C4-N9-C1'	-7.63	112.57	126.30
85	AA	637	U	N1-C2-N3	7.63	119.48	114.90
34	BA	740	A	N1-C2-N3	7.62	133.11	129.30
35	BB	589	U	C6-N1-C2	-7.62	116.42	121.00
35	BB	901	U	C1'-O4'-C4'	-7.62	103.80	109.90
85	AA	1938	G	C8-N9-C1'	7.62	136.91	127.00
34	BA	121	A	C8-N9-C4	7.62	108.85	105.80
34	BA	178	C	C5'-C4'-O4'	-7.62	99.95	109.10
34	BA	1272	U	P-O3'-C3'	-7.62	110.55	119.70
34	BA	1649	A	C8-N9-C4	7.62	108.85	105.80
35	BB	434	A	C8-N9-C4	7.62	108.85	105.80
35	BB	1524	G	C8-N9-C1'	7.62	136.91	127.00
38	BE	94	U	C5'-C4'-C3'	7.62	128.20	116.00
52	BS	45	ARG	NE-CZ-NH1	7.62	124.11	120.30
85	AA	252	G	C2-N3-C4	-7.62	108.09	111.90
85	AA	1055	U	P-O5'-C5'	7.62	133.10	120.90
85	AA	1283	C	N1-C2-O2	7.62	123.47	118.90
85	AA	2166	G	O4'-C1'-N9	7.62	114.30	108.20
5	A4	191	MET	CG-SD-CE	-7.62	88.00	100.20
34	BA	1551	G	C5'-C4'-C3'	7.62	128.19	116.00
34	BA	1628	A	P-O3'-C3'	7.62	128.85	119.70
34	BA	1695	G	C3'-C2'-C1'	-7.62	95.40	101.50
35	BB	868	C	C5-C6-N1	7.62	124.81	121.00
37	BD	77	A	C8-N9-C4	7.62	108.85	105.80
40	BG	140	G	C5-C6-O6	-7.62	124.03	128.60
41	BH	29	G	C6-N1-C2	-7.62	120.53	125.10
85	AA	1822	G	C4-N9-C1'	-7.62	116.59	126.50
38	BE	109	C	O4'-C4'-C3'	-7.62	96.38	104.00
82	Bw	210	PHE	N-CA-CB	-7.62	96.88	110.60
34	BA	613	A	C8-N9-C4	7.62	108.85	105.80
34	BA	1175	G	C5'-C4'-C3'	-7.62	103.81	116.00
34	BA	1748	G	C5-C6-O6	-7.62	124.03	128.60
38	BE	27	A	C3'-C2'-C1'	-7.62	95.41	101.50
38	BE	66	A	N1-C6-N6	7.62	123.17	118.60
85	AA	944	C	C5-C4-N4	-7.62	114.87	120.20
85	AA	2179	C	N3-C2-O2	-7.62	116.57	121.90
6	A5	42	ARG	N-CA-C	-7.62	90.43	111.00

Continued on next page...

Continued from previous page...

Mol	Chain	Res	Type	Atoms	Z	Observed(°)	Ideal(°)
34	BA	894	G	C5'-C4'-C3'	7.62	128.19	116.00
85	AA	2209	U	C6-N1-C1'	7.62	131.86	121.20
34	BA	212	A	C4-N9-C1'	-7.62	112.59	126.30
34	BA	1738	G	O4'-C1'-N9	7.62	114.29	108.20
35	BB	449	C	O4'-C1'-N1	7.62	114.29	108.20
35	BB	827	U	P-O3'-C3'	-7.62	110.56	119.70
35	BB	1140	C	O4'-C1'-N1	7.62	114.29	108.20
34	BA	78	U	C2-N3-C4	-7.61	122.43	127.00
34	BA	127	U	C6-N1-C1'	7.61	131.86	121.20
34	BA	482	C	C2'-C3'-O3'	7.61	126.25	109.50
34	BA	575	U	N1-C2-N3	-7.61	110.33	114.90
34	BA	1677	C	O4'-C1'-N1	7.61	114.29	108.20
35	BB	51	U	C3'-C2'-C1'	-7.61	95.41	101.50
35	BB	493	U	C5'-C4'-C3'	-7.61	103.82	116.00
85	AA	82	A	P-O5'-C5'	-7.61	108.72	120.90
85	AA	1173	A	N1-C6-N6	7.61	123.17	118.60
34	BA	86	A	O5'-P-OP2	-7.61	98.85	105.70
34	BA	959	G	N1-C6-O6	7.61	124.47	119.90
36	BC	62	A	C8-N9-C4	7.61	108.84	105.80
85	AA	84	C	P-O3'-C3'	-7.61	110.57	119.70
85	AA	413	G	C8-N9-C1'	7.61	136.90	127.00
85	AA	982	G	C5-C6-O6	-7.61	124.03	128.60
34	BA	470	C	O3'-P-O5'	-7.61	89.54	104.00
34	BA	1445	U	C2-N1-C1'	7.61	126.83	117.70
38	BE	1	U	C4'-C3'-C2'	-7.61	94.99	102.60
52	BS	120	TYR	N-CA-CB	-7.61	96.90	110.60
85	AA	927	A	O4'-C1'-N9	7.61	114.29	108.20
34	BA	1513	G	N3-C4-C5	-7.61	124.80	128.60
85	AA	9	U	P-O5'-C5'	-7.61	108.72	120.90
85	AA	327	G	C5'-C4'-C3'	7.61	128.18	116.00
85	AA	1432	C	C5-C4-N4	-7.61	114.87	120.20
85	AA	1644	G	N1-C6-O6	7.61	124.47	119.90
85	AA	2155	U	N3-C2-O2	-7.61	116.87	122.20
34	BA	220	U	P-O3'-C3'	-7.61	110.57	119.70
34	BA	1510	C	N3-C2-O2	-7.61	116.57	121.90
34	BA	1794	A	N9-C1'-C2'	-7.61	103.63	112.00
65	Bf	349	PRO	CA-N-CD	-7.61	100.85	111.50
85	AA	186	U	C3'-C2'-C1'	-7.61	95.41	101.50
35	BB	1334	C	O4'-C4'-C3'	-7.61	96.39	104.00
85	AA	525	C	C6-N1-C2	-7.61	117.26	120.30
85	AA	1463	A	C6-N1-C2	-7.61	114.04	118.60
85	AA	1864	G	C3'-C2'-C1'	-7.60	95.42	101.50

Continued on next page...

Continued from previous page...

Mol	Chain	Res	Type	Atoms	Z	Observed(°)	Ideal(°)
34	BA	629	G	O4'-C1'-N9	7.60	114.28	108.20
34	BA	1355	G	O4'-C1'-N9	7.60	114.28	108.20
34	BA	1580	U	C5-C4-O4	-7.60	121.34	125.90
34	BA	1581	G	C5-C6-N1	7.60	115.30	111.50
35	BB	857	G	C1'-O4'-C4'	-7.60	103.82	109.90
35	BB	1197	G	N1-C6-O6	7.60	124.46	119.90
35	BB	1309	A	P-O3'-C3'	-7.60	110.58	119.70
38	BE	87	U	C1'-O4'-C4'	-7.60	103.82	109.90
39	BF	20	U	C2-N3-C4	-7.60	122.44	127.00
40	BG	175	G	C5'-C4'-C3'	7.60	128.16	116.00
85	AA	700	U	C2-N3-C4	-7.60	122.44	127.00
85	AA	2241	C	N3-C4-N4	-7.60	112.68	118.00
34	BA	1210	A	C1'-O4'-C4'	-7.60	103.82	109.90
39	BF	2	G	C6-C5-N7	-7.60	125.84	130.40
85	AA	1928	A	C4'-C3'-C2'	7.60	110.20	102.60
26	AS	18	ARG	NE-CZ-NH2	7.60	124.10	120.30
34	BA	329	G	C5-C6-N1	7.60	115.30	111.50
35	BB	1500	U	C2-N1-C1'	-7.60	108.58	117.70
40	BG	9	G	N9-C1'-C2'	-7.60	103.64	112.00
40	BG	130	G	C8-N9-C4	7.60	109.44	106.40
85	AA	28	A	O4'-C1'-N9	7.60	114.28	108.20
85	AA	275	A	O4'-C1'-N9	7.60	114.28	108.20
85	AA	1955	U	P-O5'-C5'	7.60	133.06	120.90
85	AA	1960	C	O4'-C1'-N1	7.60	114.28	108.20
86	AB	68	C	N3-C2-O2	-7.60	116.58	121.90
34	BA	543	A	N9-C1'-C2'	-7.60	103.64	112.00
34	BA	843	G	O4'-C1'-N9	7.60	114.28	108.20
35	BB	736	G	O4'-C1'-N9	7.60	114.28	108.20
35	BB	879	G	C5'-C4'-C3'	7.60	128.16	116.00
35	BB	1475	U	C5-C6-N1	-7.60	118.90	122.70
38	BE	54	U	C2-N3-C4	-7.60	122.44	127.00
85	AA	882	C	C2-N1-C1'	-7.60	110.44	118.80
34	BA	1005	C	O4'-C1'-N1	7.60	114.28	108.20
35	BB	438	G	C1'-O4'-C4'	-7.60	103.82	109.90
35	BB	1164	U	N1-C2-N3	7.60	119.46	114.90
41	BH	79	A	OP1-P-OP2	-7.60	108.21	119.60
85	AA	2010	C	C4'-C3'-C2'	-7.60	95.00	102.60
34	BA	470	C	O5'-C5'-C4'	-7.59	97.27	111.70
34	BA	519	G	P-O3'-C3'	-7.59	110.59	119.70
34	BA	1149	C	O4'-C1'-N1	7.59	114.28	108.20
34	BA	1722	U	C6-N1-C2	-7.59	116.44	121.00
37	BD	106	G	C8-N9-C1'	7.59	136.87	127.00

Continued on next page...

Continued from previous page...

Mol	Chain	Res	Type	Atoms	Z	Observed(°)	Ideal(°)
40	BG	94	G	C4'-C3'-C2'	7.59	110.19	102.60
63	Bd	8	THR	C-N-CA	7.59	140.69	121.70
85	AA	810	C	O4'-C1'-N1	7.59	114.28	108.20
85	AA	1102	C	O4'-C1'-N1	7.59	114.28	108.20
85	AA	1426	G	C4'-C3'-C2'	-7.59	95.01	102.60
85	AA	1438	C	P-O3'-C3'	-7.59	110.59	119.70
34	BA	612	U	C2-N3-C4	-7.59	122.44	127.00
35	BB	512	C	C5'-C4'-C3'	-7.59	103.85	116.00
39	BF	34	C	O4'-C1'-N1	7.59	114.27	108.20
85	AA	2186	U	O4'-C1'-N1	7.59	114.27	108.20
20	AL	36	MET	CG-SD-CE	-7.59	88.05	100.20
34	BA	140	C	O4'-C1'-N1	7.59	114.27	108.20
34	BA	270	U	C5'-C4'-O4'	7.59	118.21	109.10
34	BA	621	G	C4-N9-C1'	-7.59	116.63	126.50
34	BA	1599	A	P-O5'-C5'	7.59	133.05	120.90
85	AA	708	G	C4-C5-C6	-7.59	114.25	118.80
85	AA	802	A	C5-C6-N6	-7.59	117.63	123.70
85	AA	1287	C	C5'-C4'-O4'	7.59	118.21	109.10
85	AA	1666	U	O4'-C1'-N1	7.59	114.27	108.20
85	AA	1835	U	C1'-O4'-C4'	-7.59	103.83	109.90
85	AA	2121	G	C2'-C3'-O3'	7.59	126.20	109.50
35	BB	119	G	N9-C1'-C2'	-7.59	103.65	112.00
35	BB	1469	A	C8-N9-C4	7.59	108.84	105.80
40	BG	144	G	O4'-C1'-N9	7.59	114.27	108.20
51	BR	50	GLN	N-CA-C	7.59	131.49	111.00
85	AA	296	A	N1-C6-N6	-7.59	114.05	118.60
85	AA	423	G	C1'-O4'-C4'	-7.59	103.83	109.90
85	AA	2217	A	N1-C6-N6	7.59	123.15	118.60
34	BA	1116	G	P-O5'-C5'	7.59	133.04	120.90
35	BB	1206	G	P-O5'-C5'	7.59	133.04	120.90
85	AA	450	A	C3'-C2'-C1'	-7.59	95.43	101.50
34	BA	141	G	C2'-C3'-O3'	7.59	126.19	109.50
34	BA	655	U	N3-C2-O2	-7.59	116.89	122.20
34	BA	1540	C	P-O3'-C3'	-7.59	110.60	119.70
34	BA	1613	G	N9-C1'-C2'	-7.59	103.66	112.00
35	BB	710	A	O4'-C1'-N9	7.59	114.27	108.20
35	BB	1150	A	C5-C6-N6	7.59	129.77	123.70
40	BG	149	U	O4'-C1'-C2'	7.59	114.43	107.60
85	AA	1603	G	P-O5'-C5'	-7.59	108.76	120.90
34	BA	48	C	N1-C1'-C2'	-7.58	103.66	112.00
34	BA	1171	C	C1'-O4'-C4'	-7.58	103.83	109.90
35	BB	429	C	O4'-C1'-N1	7.58	114.27	108.20

Continued on next page...

Continued from previous page...

Mol	Chain	Res	Type	Atoms	Z	Observed(°)	Ideal(°)
54	BU	39	TYR	CB-CG-CD2	-7.58	116.45	121.00
85	AA	1982	C	O4'-C1'-N1	7.58	114.27	108.20
14	AF	41	ARG	NE-CZ-NH1	7.58	124.09	120.30
34	BA	19	G	C4-N9-C1'	-7.58	116.64	126.50
34	BA	492	G	N9-C1'-C2'	-7.58	103.66	112.00
34	BA	1688	G	N1-C6-O6	7.58	124.45	119.90
35	BB	40	C	N3-C2-O2	-7.58	116.59	121.90
35	BB	368	C	O4'-C1'-N1	7.58	114.27	108.20
38	BE	125	C	C3'-C2'-C1'	-7.58	95.43	101.50
85	AA	179	G	P-O5'-C5'	7.58	133.03	120.90
85	AA	289	G	N1-C6-O6	7.58	124.45	119.90
85	AA	1188	A	P-O3'-C3'	-7.58	110.60	119.70
85	AA	1212	C	O4'-C1'-N1	7.58	114.27	108.20
34	BA	145	U	C2-N3-C4	-7.58	122.45	127.00
34	BA	177	G	C8-N9-C4	7.58	109.43	106.40
35	BB	843	G	P-O3'-C3'	-7.58	110.60	119.70
35	BB	1259	A	O5'-C5'-C4'	7.58	126.11	111.70
37	BD	119	U	P-O5'-C5'	-7.58	108.77	120.90
40	BG	159	A	C6-N1-C2	-7.58	114.05	118.60
41	BH	40	C	O4'-C1'-N1	7.58	114.27	108.20
85	AA	1757	C	O4'-C1'-N1	7.58	114.27	108.20
85	AA	1902	C	O4'-C1'-N1	7.58	114.27	108.20
85	AA	2010	C	O4'-C1'-N1	7.58	114.27	108.20
34	BA	899	G	P-O5'-C5'	7.58	133.03	120.90
34	BA	966	G	C5-C6-O6	7.58	133.15	128.60
35	BB	1314	G	C5'-C4'-C3'	-7.58	103.87	116.00
61	Bb	42	ARG	NE-CZ-NH1	7.58	124.09	120.30
65	Bf	280	HIS	CB-CA-C	-7.58	95.24	110.40
85	AA	385	A	C5'-C4'-O4'	7.58	118.20	109.10
85	AA	2103	C	O4'-C1'-N1	7.58	114.26	108.20
34	BA	490	A	N9-C1'-C2'	-7.58	103.66	112.00
34	BA	875	G	N7-C8-N9	-7.58	109.31	113.10
34	BA	877	U	C4'-C3'-C2'	7.58	110.18	102.60
34	BA	1612	C	P-O3'-C3'	-7.58	110.61	119.70
85	AA	1146	C	C6-N1-C2	-7.58	117.27	120.30
85	AA	1497	U	C5'-C4'-C3'	7.58	128.13	116.00
34	BA	158	U	O4'-C1'-N1	7.58	114.26	108.20
34	BA	587	U	C2'-C3'-O3'	7.58	126.17	109.50
35	BB	263	C	O4'-C1'-N1	7.58	114.26	108.20
84	By	173	PHE	CB-CG-CD2	-7.58	115.50	120.80
34	BA	829	U	O4'-C1'-N1	7.58	114.26	108.20
34	BA	1646	U	N3-C2-O2	-7.58	116.90	122.20

Continued on next page...

Continued from previous page...

Mol	Chain	Res	Type	Atoms	Z	Observed(°)	Ideal(°)
34	BA	1655	G	C5'-C4'-C3'	7.58	128.12	116.00
35	BB	1489	A	C2'-C3'-O3'	7.58	126.16	109.50
36	BC	12	A	C5-C6-N1	7.58	121.49	117.70
36	BC	90	U	O4'-C4'-C3'	-7.58	96.42	104.00
41	BH	72	G	C5-C6-O6	-7.58	124.06	128.60
85	AA	717	G	C5'-C4'-C3'	-7.58	103.88	116.00
85	AA	1465	C	N3-C2-O2	-7.58	116.60	121.90
85	AA	1670	U	C2-N1-C1'	-7.58	108.61	117.70
34	BA	852	C	N3-C4-N4	-7.57	112.70	118.00
34	BA	1676	A	O4'-C4'-C3'	-7.57	96.43	104.00
35	BB	1161	G	P-O3'-C3'	7.57	128.79	119.70
35	BB	653	G	P-O5'-C5'	7.57	133.01	120.90
39	BF	16	C	C2-N1-C1'	7.57	127.13	118.80
85	AA	1436	A	N1-C6-N6	-7.57	114.06	118.60
34	BA	471	U	C4-C5-C6	-7.57	115.16	119.70
34	BA	785	G	C4'-C3'-C2'	-7.57	95.03	102.60
34	BA	835	U	P-O5'-C5'	-7.57	108.79	120.90
34	BA	1272	U	C6-N1-C1'	-7.57	110.60	121.20
85	AA	345	U	O4'-C1'-N1	7.57	114.26	108.20
85	AA	392	G	C8-N9-C1'	7.57	136.84	127.00
34	BA	1445	U	C1'-O4'-C4'	-7.57	103.84	109.90
37	BD	48	G	C1'-O4'-C4'	-7.57	103.84	109.90
85	AA	469	G	N9-C1'-C2'	-7.57	103.67	112.00
34	BA	197	A	O4'-C1'-N9	7.57	114.25	108.20
34	BA	279	U	C3'-C2'-C1'	-7.57	95.45	101.50
34	BA	496	G	C4-N9-C1'	-7.57	116.66	126.50
85	AA	80	G	C8-N9-C1'	7.57	136.84	127.00
85	AA	1475	A	P-O3'-C3'	7.57	128.78	119.70
85	AA	1997	G	O3'-P-O5'	7.57	118.38	104.00
85	AA	2238	C	C2-N3-C4	-7.57	116.12	119.90
31	AX	155	TYR	CB-CG-CD2	-7.57	116.46	121.00
33	AZ	60	ARG	NE-CZ-NH2	-7.57	116.52	120.30
34	BA	395	G	C1'-O4'-C4'	-7.57	103.85	109.90
34	BA	782	C	N3-C4-N4	7.57	123.30	118.00
35	BB	1442	C	C4'-C3'-C2'	7.57	110.17	102.60
70	Bk	53	LYS	CB-CA-C	7.57	125.53	110.40
85	AA	76	G	O4'-C1'-N9	7.57	114.25	108.20
85	AA	272	C	C5'-C4'-C3'	-7.57	103.89	116.00
85	AA	1518	A	C8-N9-C4	7.57	108.83	105.80
85	AA	2187	G	P-O3'-C3'	-7.57	110.62	119.70
85	AA	2200	A	C8-N9-C4	7.57	108.83	105.80
35	BB	684	U	C6-N1-C1'	7.56	131.79	121.20

Continued on next page...

Continued from previous page...

Mol	Chain	Res	Type	Atoms	Z	Observed(°)	Ideal(°)
34	BA	178	C	C2-N1-C1'	-7.56	110.48	118.80
34	BA	367	G	P-O3'-C3'	-7.56	110.62	119.70
34	BA	513	U	N3-C4-O4	-7.56	114.11	119.40
34	BA	1175	G	P-O3'-C3'	-7.56	110.62	119.70
35	BB	392	G	C5-C6-N1	7.56	115.28	111.50
35	BB	1022	C	O4'-C1'-N1	7.56	114.25	108.20
37	BD	81	C	C3'-C2'-C1'	-7.56	95.45	101.50
85	AA	37	U	P-O3'-C3'	-7.56	110.62	119.70
85	AA	1176	C	P-O3'-C3'	-7.56	110.62	119.70
86	AB	43	C	O4'-C1'-N1	7.56	114.25	108.20
34	BA	1552	C	C6-N1-C2	-7.56	117.28	120.30
85	AA	2094	U	P-O5'-C5'	-7.56	108.80	120.90
34	BA	694	G	N3-C2-N2	7.56	125.19	119.90
34	BA	718	U	O5'-P-OP1	-7.56	98.90	105.70
34	BA	1471	U	C2-N1-C1'	7.56	126.77	117.70
34	BA	1591	G	C8-N9-C4	7.56	109.42	106.40
85	AA	57	G	N3-C2-N2	7.56	125.19	119.90
85	AA	1092	G	C8-N9-C1'	7.56	136.83	127.00
85	AA	1626	U	P-O3'-C3'	-7.56	110.63	119.70
34	BA	180	G	C6-N1-C2	-7.56	120.56	125.10
34	BA	194	G	C5-C6-O6	7.56	133.13	128.60
34	BA	684	G	P-O3'-C3'	7.56	128.77	119.70
34	BA	720	A	P-O3'-C3'	-7.56	110.63	119.70
37	BD	91	U	N1-C2-N3	7.56	119.43	114.90
40	BG	110	U	C4'-C3'-C2'	7.56	110.16	102.60
52	BS	165	ARG	NE-CZ-NH2	-7.56	116.52	120.30
85	AA	966	G	C6-N1-C2	-7.56	120.57	125.10
35	BB	836	U	C2-N3-C4	-7.56	122.47	127.00
41	BH	47	G	C5-C6-O6	7.56	133.13	128.60
59	BZ	22	HIS	CA-CB-CG	7.56	126.44	113.60
85	AA	820	G	N3-C4-C5	-7.56	124.82	128.60
85	AA	856	G	C5'-C4'-C3'	7.56	128.09	116.00
34	BA	1	C	O3'-P-O5'	-7.55	89.65	104.00
34	BA	141	G	P-O5'-C5'	-7.55	108.81	120.90
34	BA	1226	G	C8-N9-C1'	7.55	136.82	127.00
35	BB	1367	U	N3-C2-O2	-7.55	116.91	122.20
41	BH	105	U	N3-C4-C5	7.55	119.13	114.60
53	BT	100	ARG	CB-CA-C	7.55	125.51	110.40
85	AA	1892	G	C4-N9-C1'	-7.55	116.68	126.50
35	BB	638	G	N1-C6-O6	7.55	124.43	119.90
35	BB	987	U	C6-N1-C1'	-7.55	110.63	121.20
35	BB	1071	G	C5'-C4'-C3'	-7.55	103.92	116.00

Continued on next page...

Continued from previous page...

Mol	Chain	Res	Type	Atoms	Z	Observed(°)	Ideal(°)
35	BB	1127	A	N1-C6-N6	-7.55	114.07	118.60
34	BA	420	A	C8-N9-C4	7.55	108.82	105.80
34	BA	1232	C	N3-C2-O2	-7.55	116.61	121.90
34	BA	1547	G	C5'-C4'-C3'	-7.55	103.92	116.00
34	BA	1635	A	O5'-P-OP1	-7.55	98.90	105.70
37	BD	93	G	C4-N9-C1'	-7.55	116.68	126.50
85	AA	2217	A	P-O3'-C3'	-7.55	110.64	119.70
34	BA	22	C	P-O3'-C3'	-7.55	110.64	119.70
34	BA	638	U	C5-C4-O4	7.55	130.43	125.90
34	BA	1530	G	C8-N9-C1'	7.55	136.81	127.00
35	BB	1161	G	N3-C2-N2	-7.55	114.62	119.90
35	BB	1512	C	C5-C6-N1	7.55	124.77	121.00
40	BG	23	C	C6-N1-C2	-7.55	117.28	120.30
41	BH	35	G	N7-C8-N9	7.55	116.88	113.10
49	BP	114	ARG	NE-CZ-NH2	-7.55	116.53	120.30
85	AA	157	G	C4'-C3'-C2'	-7.55	95.05	102.60
85	AA	160	A	O4'-C1'-N9	7.55	114.24	108.20
85	AA	198	U	C2-N3-C4	-7.55	122.47	127.00
85	AA	1564	U	C5'-C4'-C3'	7.55	128.08	116.00
34	BA	349	G	P-O5'-C5'	-7.55	108.82	120.90
34	BA	777	C	O3'-P-O5'	7.55	118.34	104.00
34	BA	1059	U	P-O5'-C5'	-7.55	108.82	120.90
34	BA	1397	C	O4'-C1'-N1	7.55	114.24	108.20
38	BE	126	G	C8-N9-C1'	7.55	136.81	127.00
85	AA	121	C	C5'-C4'-O4'	-7.55	100.04	109.10
34	BA	1176	C	C5'-C4'-C3'	-7.55	103.93	116.00
35	BB	847	U	P-O3'-C3'	-7.55	110.64	119.70
35	BB	1314	G	N3-C2-N2	7.55	125.18	119.90
85	AA	741	G	N1-C2-N2	-7.55	109.41	116.20
85	AA	787	U	C5'-C4'-O4'	7.55	118.16	109.10
41	BH	39	G	C6-N1-C2	-7.54	120.57	125.10
85	AA	995	G	N9-C1'-C2'	-7.54	103.70	112.00
34	BA	296	G	N9-C1'-C2'	7.54	123.81	114.00
34	BA	357	A	P-O5'-C5'	7.54	132.97	120.90
34	BA	514	U	C5'-C4'-O4'	7.54	118.15	109.10
34	BA	1023	G	P-O3'-C3'	-7.54	110.65	119.70
38	BE	65	U	O4'-C1'-N1	7.54	114.23	108.20
85	AA	628	C	O4'-C1'-N1	7.54	114.23	108.20
85	AA	867	G	C4'-C3'-C2'	-7.54	95.06	102.60
34	BA	1642	A	P-O5'-C5'	-7.54	108.83	120.90
34	BA	1699	A	C5'-C4'-C3'	7.54	128.07	116.00
35	BB	374	A	C5-C6-N1	7.54	121.47	117.70

Continued on next page...

Continued from previous page...

Mol	Chain	Res	Type	Atoms	Z	Observed(°)	Ideal(°)
35	BB	1137	G	P-O3'-C3'	-7.54	110.65	119.70
36	BC	65	G	C5'-C4'-C3'	-7.54	103.93	116.00
39	BF	57	C	C1'-O4'-C4'	-7.54	103.87	109.90
40	BG	46	G	C4-N9-C1'	-7.54	116.69	126.50
41	BH	48	G	C6-N1-C2	-7.54	120.58	125.10
85	AA	129	U	P-O3'-C3'	-7.54	110.65	119.70
34	BA	1846	G	C3'-C2'-C1'	-7.54	95.47	101.50
34	BA	1046	G	C5'-C4'-C3'	7.54	128.06	116.00
35	BB	897	C	C1'-O4'-C4'	-7.54	103.87	109.90
35	BB	1231	U	O5'-C5'-C4'	7.54	126.02	111.70
38	BE	37	C	O4'-C1'-N1	7.54	114.23	108.20
85	AA	1580	A	P-O3'-C3'	7.54	128.75	119.70
86	AB	20	U	O4'-C1'-N1	7.54	114.23	108.20
34	BA	436	U	C5'-C4'-C3'	-7.54	103.94	116.00
34	BA	1491	U	P-O3'-C3'	-7.54	110.66	119.70
34	BA	1514	A	N1-C6-N6	-7.54	114.08	118.60
35	BB	830	G	P-O5'-C5'	-7.54	108.84	120.90
35	BB	831	C	C1'-O4'-C4'	-7.54	103.87	109.90
35	BB	1425	A	P-O3'-C3'	-7.54	110.66	119.70
35	BB	1480	G	N3-C4-N9	-7.54	121.48	126.00
85	AA	713	G	N9-C1'-C2'	-7.54	103.71	112.00
34	BA	1067	G	C8-N9-C1'	7.53	136.79	127.00
34	BA	1489	U	C4'-C3'-C2'	-7.53	95.07	102.60
34	BA	1524	G	C5-C6-N1	7.53	115.27	111.50
35	BB	499	A	N1-C6-N6	-7.53	114.08	118.60
35	BB	652	G	P-O5'-C5'	7.53	132.95	120.90
35	BB	1000	U	P-O3'-C3'	-7.53	110.66	119.70
35	BB	1159	U	C2-N1-C1'	-7.53	108.66	117.70
35	BB	1169	A	P-O3'-C3'	-7.53	110.66	119.70
85	AA	1235	G	N3-C4-C5	-7.53	124.83	128.60
85	AA	1355	U	P-O5'-C5'	7.53	132.96	120.90
85	AA	1531	G	C4-N9-C1'	-7.53	116.71	126.50
34	BA	631	G	N1-C2-N2	7.53	122.98	116.20
34	BA	1845	G	N3-C4-N9	-7.53	121.48	126.00
35	BB	423	G	O4'-C1'-N9	7.53	114.22	108.20
35	BB	1404	A	P-O3'-C3'	-7.53	110.66	119.70
85	AA	4	C	C5'-C4'-O4'	7.53	118.14	109.10
85	AA	1217	U	O4'-C1'-N1	7.53	114.23	108.20
85	AA	1273	C	O4'-C1'-N1	7.53	114.22	108.20
85	AA	1637	C	C6-N1-C2	-7.53	117.29	120.30
34	BA	1723	U	N3-C2-O2	-7.53	116.93	122.20
35	BB	977	G	O4'-C1'-N9	7.53	114.22	108.20

Continued on next page...

Continued from previous page...

Mol	Chain	Res	Type	Atoms	Z	Observed(°)	Ideal(°)
40	BG	80	G	C8-N9-C1'	7.53	136.79	127.00
64	Be	80	GLU	N-CA-C	7.53	131.33	111.00
85	AA	1006	C	N3-C2-O2	-7.53	116.63	121.90
40	BG	4	A	O4'-C1'-N9	7.53	114.22	108.20
80	Bu	15	ARG	NE-CZ-NH1	7.53	124.06	120.30
34	BA	416	A	C5-C6-N6	7.53	129.72	123.70
34	BA	1842	U	C5'-C4'-C3'	-7.53	103.96	116.00
35	BB	5	A	C5-C6-N1	7.53	121.46	117.70
36	BC	4	G	C8-N9-C1'	7.53	136.79	127.00
36	BC	123	G	C8-N9-C1'	7.53	136.79	127.00
36	BC	146	U	O4'-C1'-N1	7.53	114.22	108.20
40	BG	67	A	C5'-C4'-C3'	-7.53	103.95	116.00
41	BH	70	U	O4'-C1'-N1	7.53	114.22	108.20
49	BP	106	THR	N-CA-CB	7.53	124.60	110.30
34	BA	53	G	N7-C8-N9	-7.53	109.34	113.10
34	BA	182	U	N3-C2-O2	-7.53	116.93	122.20
34	BA	266	G	N1-C2-N2	-7.53	109.43	116.20
35	BB	775	U	N3-C2-O2	-7.53	116.93	122.20
37	BD	80	G	C1'-O4'-C4'	-7.53	103.88	109.90
40	BG	88	G	C5-C6-N1	7.53	115.26	111.50
41	BH	92	A	N1-C6-N6	7.53	123.11	118.60
85	AA	140	C	O4'-C1'-N1	7.53	114.22	108.20
85	AA	749	C	O4'-C1'-N1	7.53	114.22	108.20
35	BB	1004	A	C3'-C2'-C1'	-7.52	95.48	101.50
38	BE	56	U	C4'-C3'-C2'	-7.52	95.08	102.60
23	AP	220	PHE	CB-CG-CD2	-7.52	115.53	120.80
34	BA	1502	G	N3-C2-N2	7.52	125.17	119.90
35	BB	431	U	C2'-C3'-O3'	7.52	126.05	109.50
35	BB	657	A	C5-C6-N6	7.52	129.72	123.70
35	BB	889	U	O4'-C1'-N1	7.52	114.22	108.20
37	BD	46	G	C5'-C4'-C3'	-7.52	103.96	116.00
40	BG	128	U	C5'-C4'-C3'	7.52	128.04	116.00
85	AA	5	U	O5'-P-OP2	-7.52	98.93	105.70
85	AA	577	U	C5'-C4'-C3'	-7.52	103.97	116.00
85	AA	1464	G	C5-C6-O6	-7.52	124.09	128.60
34	BA	211	C	C2-N1-C1'	-7.52	110.53	118.80
35	BB	793	A	C5'-C4'-C3'	-7.52	103.97	116.00
35	BB	1461	C	C5'-C4'-C3'	7.52	128.03	116.00
64	Be	190	ARG	NE-CZ-NH1	7.52	124.06	120.30
85	AA	177	A	C8-N9-C4	7.52	108.81	105.80
85	AA	1812	C	C2-N1-C1'	-7.52	110.53	118.80
34	BA	566	G	C3'-C2'-C1'	-7.52	95.48	101.50

Continued on next page...

Continued from previous page...

Mol	Chain	Res	Type	Atoms	Z	Observed(°)	Ideal(°)
34	BA	678	C	N3-C2-O2	-7.52	116.64	121.90
34	BA	1073	G	C5-C6-O6	-7.52	124.09	128.60
35	BB	381	C	O4'-C1'-N1	7.52	114.22	108.20
41	BH	97	C	O5'-P-OP2	7.52	119.72	110.70
80	Bu	186	PHE	CB-CG-CD1	-7.52	115.54	120.80
85	AA	131	C	C5'-C4'-C3'	-7.52	103.97	116.00
85	AA	432	A	C4-N9-C1'	-7.52	112.76	126.30
85	AA	466	A	N1-C6-N6	7.52	123.11	118.60
4	A3	31	TYR	CB-CG-CD2	-7.52	116.49	121.00
35	BB	1281	G	N9-C1'-C2'	-7.52	103.73	112.00
85	AA	238	C	O4'-C1'-N1	7.52	114.22	108.20
85	AA	241	U	C5'-C4'-C3'	-7.52	103.97	116.00
85	AA	369	A	C8-N9-C4	7.52	108.81	105.80
85	AA	1734	A	P-O3'-C3'	7.52	128.72	119.70
35	BB	299	U	O4'-C1'-N1	7.52	114.21	108.20
35	BB	886	G	C5-C6-O6	-7.52	124.09	128.60
40	BG	141	A	N1-C6-N6	7.52	123.11	118.60
34	BA	55	G	C5-C6-O6	-7.51	124.09	128.60
34	BA	1742	G	C5'-C4'-C3'	7.51	128.02	116.00
35	BB	424	U	C4'-C3'-C2'	-7.51	95.08	102.60
35	BB	1482	A	O3'-P-O5'	-7.51	89.72	104.00
72	Bm	38	TYR	CB-CG-CD2	-7.51	116.49	121.00
85	AA	579	U	O4'-C1'-N1	7.51	114.21	108.20
85	AA	769	C	P-O5'-C5'	7.51	132.92	120.90
85	AA	1731	G	P-O5'-C5'	7.51	132.92	120.90
85	AA	1991	C	C2-N1-C1'	7.51	127.07	118.80
34	BA	1240	G	N1-C6-O6	7.51	124.41	119.90
35	BB	654	C	P-O5'-C5'	-7.51	108.88	120.90
85	AA	18	C	O3'-P-O5'	7.51	118.27	104.00
15	AG	105	ASN	C-N-CA	7.51	140.48	121.70
35	BB	576	A	N1-C6-N6	-7.51	114.09	118.60
40	BG	180	C	C5'-C4'-O4'	7.51	118.11	109.10
56	BW	73	ARG	CA-C-N	-7.51	100.67	117.20
61	Bb	9	ARG	NE-CZ-NH1	7.51	124.06	120.30
85	AA	304	G	P-O3'-C3'	7.51	128.71	119.70
85	AA	1923	A	P-O3'-C3'	7.51	128.71	119.70
34	BA	742	C	N3-C4-C5	-7.51	118.90	121.90
34	BA	1357	C	O4'-C1'-N1	7.51	114.21	108.20
34	BA	1792	U	C2-N3-C4	-7.51	122.49	127.00
35	BB	592	G	O4'-C1'-N9	7.51	114.21	108.20
35	BB	1491	G	O4'-C1'-N9	7.51	114.21	108.20
36	BC	78	G	C5-C6-N1	7.51	115.25	111.50

Continued on next page...

Continued from previous page...

Mol	Chain	Res	Type	Atoms	Z	Observed(°)	Ideal(°)
36	BC	88	A	C8-N9-C1'	7.51	141.22	127.70
37	BD	69	U	C2-N1-C1'	-7.51	108.69	117.70
85	AA	15	U	C2-N1-C1'	-7.51	108.69	117.70
85	AA	1020	C	P-O5'-C5'	-7.51	108.89	120.90
85	AA	1496	U	O5'-P-OP2	-7.51	98.94	105.70
85	AA	1719	C	C1'-O4'-C4'	-7.51	103.89	109.90
38	BE	16	C	O4'-C1'-N1	7.51	114.21	108.20
85	AA	1449	C	C4'-C3'-C2'	-7.51	95.09	102.60
3	A2	132	ARG	NE-CZ-NH1	7.51	124.05	120.30
34	BA	2	A	C4-N9-C1'	-7.51	112.79	126.30
34	BA	590	U	C4-C5-C6	-7.51	115.20	119.70
34	BA	748	C	C6-N1-C1'	7.51	129.81	120.80
34	BA	1705	C	O4'-C1'-N1	7.51	114.20	108.20
35	BB	1084	A	C8-N9-C4	7.51	108.80	105.80
35	BB	1387	C	P-O3'-C3'	-7.51	110.69	119.70
37	BD	3	G	C8-N9-C1'	7.51	136.76	127.00
85	AA	302	C	O3'-P-O5'	7.51	118.26	104.00
85	AA	1115	G	C5-C6-N1	7.51	115.25	111.50
85	AA	1516	A	N9-C1'-C2'	-7.51	103.74	112.00
39	BF	45	G	C8-N9-C4	-7.50	103.40	106.40
77	Br	61	HIS	CA-CB-CG	-7.50	100.84	113.60
85	AA	1126	G	N3-C2-N2	7.50	125.15	119.90
85	AA	1947	A	P-O5'-C5'	7.50	132.91	120.90
34	BA	687	G	N9-C1'-C2'	-7.50	103.75	112.00
35	BB	40	C	N1-C2-O2	7.50	123.40	118.90
35	BB	981	A	C4-N9-C1'	7.50	139.81	126.30
35	BB	1458	U	C4'-C3'-C2'	-7.50	95.10	102.60
38	BE	176	G	N3-C2-N2	-7.50	114.65	119.90
38	BE	200	A	N9-C1'-C2'	-7.50	103.75	112.00
41	BH	52	G	P-O3'-C3'	-7.50	110.70	119.70
85	AA	569	A	C3'-C2'-C1'	-7.50	95.50	101.50
85	AA	1163	G	C4-N9-C1'	-7.50	116.75	126.50
85	AA	1587	C	C6-N1-C2	-7.50	117.30	120.30
34	BA	756	A	C5-C6-N6	-7.50	117.70	123.70
34	BA	779	U	C5'-C4'-C3'	7.50	128.00	116.00
35	BB	1187	G	N9-C4-C5	7.50	108.40	105.40
35	BB	1461	C	O4'-C1'-N1	7.50	114.20	108.20
48	BO	208	MET	CG-SD-CE	-7.50	88.20	100.20
85	AA	936	C	C2'-C3'-O3'	7.50	126.00	109.50
34	BA	387	A	N1-C6-N6	-7.50	114.10	118.60
34	BA	1720	U	C5-C6-N1	-7.50	118.95	122.70
35	BB	77	A	C4-N9-C1'	-7.50	112.80	126.30

Continued on next page...

Continued from previous page...

Mol	Chain	Res	Type	Atoms	Z	Observed(°)	Ideal(°)
35	BB	806	U	C5-C4-O4	-7.50	121.40	125.90
37	BD	1	G	O4'-C1'-N9	7.50	114.20	108.20
85	AA	1154	A	C5'-C4'-O4'	7.50	118.10	109.10
35	BB	814	A	O4'-C1'-N9	7.50	114.20	108.20
35	BB	1200	A	C6-N1-C2	-7.50	114.10	118.60
35	BB	1219	A	P-O3'-C3'	7.50	128.70	119.70
35	BB	1285	U	C2-N3-C4	-7.50	122.50	127.00
34	BA	398	G	N1-C2-N2	7.50	122.95	116.20
34	BA	974	G	C5'-C4'-O4'	7.50	118.10	109.10
35	BB	1206	G	N1-C2-N2	-7.50	109.45	116.20
36	BC	140	U	O5'-P-OP2	-7.50	98.95	105.70
40	BG	57	A	C8-N9-C4	-7.50	102.80	105.80
85	AA	1436	A	P-O5'-C5'	7.50	132.89	120.90
34	BA	968	G	C5'-C4'-C3'	7.50	127.99	116.00
35	BB	51	U	C5'-C4'-C3'	-7.50	104.01	116.00
85	AA	92	G	N1-C6-O6	7.50	124.40	119.90
85	AA	1287	C	C2-N3-C4	-7.50	116.15	119.90
19	AK	128	ARG	NE-CZ-NH2	-7.49	116.55	120.30
34	BA	211	C	C3'-C2'-C1'	-7.49	95.51	101.50
34	BA	1011	G	O4'-C1'-C2'	7.49	114.34	107.60
34	BA	1210	A	C5'-C4'-O4'	7.49	118.09	109.10
35	BB	535	U	P-O3'-C3'	-7.49	110.71	119.70
35	BB	995	C	O4'-C1'-C2'	7.49	114.34	107.60
61	Bb	9	ARG	NE-CZ-NH2	-7.49	116.55	120.30
85	AA	860	C	N1-C1'-C2'	-7.49	103.76	112.00
34	BA	66	C	P-O3'-C3'	-7.49	110.71	119.70
34	BA	1275	G	C4-N9-C1'	-7.49	116.76	126.50
34	BA	1604	A	P-O3'-C3'	7.49	128.69	119.70
34	BA	1704	G	C4-N9-C1'	-7.49	116.76	126.50
40	BG	27	C	C5-C4-N4	7.49	125.44	120.20
41	BH	109	G	C2-N3-C4	7.49	115.65	111.90
85	AA	328	U	P-O3'-C3'	-7.49	110.71	119.70
34	BA	73	G	C8-N9-C1'	7.49	136.74	127.00
34	BA	1027	C	N3-C2-O2	-7.49	116.66	121.90
35	BB	666	A	N1-C6-N6	-7.49	114.11	118.60
35	BB	731	U	P-O5'-C5'	7.49	132.89	120.90
35	BB	831	C	O4'-C1'-N1	7.49	114.19	108.20
35	BB	844	G	C8-N9-C1'	7.49	136.74	127.00
35	BB	1089	A	O4'-C1'-C2'	7.49	114.34	107.60
38	BE	25	U	P-O3'-C3'	7.49	128.69	119.70
85	AA	533	C	C5'-C4'-C3'	-7.49	104.02	116.00
85	AA	1427	A	N1-C6-N6	-7.49	114.11	118.60

Continued on next page...

Continued from previous page...

Mol	Chain	Res	Type	Atoms	Z	Observed(°)	Ideal(°)
34	BA	368	U	P-O3'-C3'	-7.49	110.71	119.70
34	BA	545	U	O4'-C1'-N1	7.49	114.19	108.20
35	BB	976	U	N3-C2-O2	-7.49	116.96	122.20
36	BC	62	A	C5-N7-C8	-7.49	100.16	103.90
40	BG	60	A	C3'-C2'-C1'	-7.49	95.51	101.50
50	BQ	70	TYR	CB-CG-CD2	-7.49	116.51	121.00
85	AA	66	U	C5-C6-N1	-7.49	118.96	122.70
85	AA	659	A	N1-C6-N6	-7.49	114.11	118.60
85	AA	660	G	C4'-C3'-C2'	-7.49	95.11	102.60
85	AA	820	G	C8-N9-C1'	7.49	136.73	127.00
85	AA	1095	C	C6-N1-C2	-7.49	117.31	120.30
85	AA	1461	A	P-O3'-C3'	7.49	128.69	119.70
85	AA	1763	G	N1-C6-O6	7.49	124.39	119.90
34	BA	1189	A	C4'-C3'-C2'	-7.49	95.11	102.60
37	BD	113	G	P-O5'-C5'	7.49	132.88	120.90
38	BE	155	C	C1'-O4'-C4'	-7.49	103.91	109.90
85	AA	1089	G	O4'-C1'-N9	7.49	114.19	108.20
34	BA	744	G	N3-C2-N2	7.49	125.14	119.90
34	BA	1320	A	C5-C6-N6	-7.49	117.71	123.70
35	BB	334	G	O4'-C1'-N9	7.49	114.19	108.20
35	BB	413	A	C5'-C4'-C3'	-7.49	104.02	116.00
35	BB	423	G	P-O5'-C5'	7.49	132.88	120.90
35	BB	587	A	C5-C6-N6	-7.49	117.71	123.70
36	BC	49	G	N1-C6-O6	-7.49	115.41	119.90
85	AA	490	A	C6-N1-C2	-7.49	114.11	118.60
85	AA	1528	A	C1'-O4'-C4'	-7.49	103.91	109.90
85	AA	2114	U	C3'-C2'-C1'	-7.49	95.51	101.50
34	BA	105	U	C2-N3-C4	-7.48	122.51	127.00
36	BC	105	C	C5'-C4'-C3'	-7.48	104.03	116.00
84	By	178	TYR	CB-CG-CD2	-7.48	116.51	121.00
85	AA	204	U	C5'-C4'-C3'	7.48	127.97	116.00
34	BA	592	G	C5'-C4'-O4'	-7.48	100.12	109.10
34	BA	1036	G	O4'-C1'-N9	7.48	114.19	108.20
34	BA	1662	U	N3-C4-O4	-7.48	114.16	119.40
85	AA	730	G	O4'-C1'-N9	7.48	114.19	108.20
85	AA	789	A	C5'-C4'-C3'	7.48	127.97	116.00
85	AA	938	A	O4'-C1'-N9	7.48	114.19	108.20
85	AA	2092	A	O5'-C5'-C4'	-7.48	97.48	111.70
5	A4	119	ARG	NE-CZ-NH1	7.48	124.04	120.30
34	BA	316	G	O4'-C1'-N9	7.48	114.18	108.20
35	BB	145	G	C5-C6-O6	-7.48	124.11	128.60
65	Bf	438	TYR	CA-CB-CG	-7.48	99.19	113.40

Continued on next page...

Continued from previous page...

Mol	Chain	Res	Type	Atoms	Z	Observed(°)	Ideal(°)
85	AA	590	U	P-O3'-C3'	7.48	128.68	119.70
35	BB	765	G	C4-N9-C1'	-7.48	116.78	126.50
38	BE	43	A	N1-C6-N6	-7.48	114.11	118.60
34	BA	700	G	C8-N9-C1'	7.48	136.72	127.00
34	BA	960	C	C1'-O4'-C4'	-7.48	103.92	109.90
34	BA	1485	U	C5-C6-N1	-7.48	118.96	122.70
40	BG	33	G	O4'-C1'-C2'	7.48	114.33	107.60
85	AA	214	C	O4'-C1'-N1	7.48	114.18	108.20
85	AA	241	U	N3-C2-O2	-7.48	116.97	122.20
85	AA	388	G	O3'-P-O5'	7.48	118.20	104.00
85	AA	478	U	C1'-O4'-C4'	-7.48	103.92	109.90
34	BA	113	G	N9-C1'-C2'	-7.48	103.78	112.00
34	BA	541	C	C6-N1-C2	-7.48	117.31	120.30
34	BA	1638	U	C2-N1-C1'	-7.48	108.73	117.70
35	BB	295	U	O4'-C1'-N1	7.48	114.18	108.20
35	BB	579	A	C5-C6-N6	-7.48	117.72	123.70
35	BB	1462	G	C5-C6-O6	7.48	133.09	128.60
52	BS	7	ARG	NE-CZ-NH2	-7.48	116.56	120.30
85	AA	46	U	P-O3'-C3'	7.48	128.67	119.70
34	BA	640	U	N3-C2-O2	-7.47	116.97	122.20
34	BA	1491	U	C5'-C4'-C3'	-7.47	104.04	116.00
34	BA	1799	G	N1-C6-O6	-7.47	115.42	119.90
40	BG	102	G	N1-C2-N2	-7.47	109.47	116.20
63	Bd	28	TYR	CB-CG-CD1	-7.47	116.52	121.00
85	AA	2142	A	C1'-O4'-C4'	-7.47	103.92	109.90
34	BA	917	C	C5-C4-N4	7.47	125.43	120.20
34	BA	1278	A	C1'-O4'-C4'	-7.47	103.92	109.90
34	BA	1478	G	C5-C6-O6	-7.47	124.12	128.60
35	BB	493	U	C1'-O4'-C4'	-7.47	103.92	109.90
81	Bv	75	ARG	CB-CA-C	-7.47	95.45	110.40
85	AA	2141	G	C6-C5-N7	-7.47	125.92	130.40
34	BA	10	G	C5-C6-O6	7.47	133.08	128.60
34	BA	1717	C	O4'-C1'-N1	7.47	114.18	108.20
40	BG	176	G	C8-N9-C1'	7.47	136.71	127.00
47	BN	14	ARG	NE-CZ-NH1	-7.47	116.56	120.30
34	BA	342	U	C2-N3-C4	-7.47	122.52	127.00
34	BA	1619	U	C4'-C3'-O3'	-7.47	93.71	109.40
35	BB	586	U	C2-N1-C1'	-7.47	108.74	117.70
35	BB	1537	C	C3'-C2'-C1'	-7.47	95.52	101.50
40	BG	64	C	P-O3'-C3'	-7.47	110.74	119.70
40	BG	97	G	N1-C6-O6	7.47	124.38	119.90
83	Bx	47	PHE	N-CA-C	7.47	131.17	111.00

Continued on next page...

Continued from previous page...

Mol	Chain	Res	Type	Atoms	Z	Observed(°)	Ideal(°)
85	AA	604	C	C4'-C3'-C2'	-7.47	95.13	102.60
85	AA	1252	A	C5'-C4'-C3'	-7.47	104.05	116.00
85	AA	2007	G	O4'-C1'-C2'	7.47	114.32	107.60
34	BA	674	G	C5-C6-O6	-7.47	124.12	128.60
34	BA	884	G	N1-C6-O6	7.47	124.38	119.90
34	BA	1087	A	C4-C5-C6	-7.47	113.27	117.00
41	BH	8	C	P-O3'-C3'	7.47	128.66	119.70
34	BA	800	G	N1-C6-O6	7.47	124.38	119.90
34	BA	1420	A	O4'-C1'-N9	7.47	114.17	108.20
34	BA	1646	U	C2-N3-C4	-7.47	122.52	127.00
35	BB	1032	U	O4'-C1'-C2'	-7.47	98.33	105.80
35	BB	1065	G	O4'-C1'-N9	7.47	114.17	108.20
35	BB	1274	G	O4'-C1'-C2'	-7.47	98.33	105.80
35	BB	136	A	C1'-O4'-C4'	-7.46	103.93	109.90
35	BB	534	C	C1'-O4'-C4'	-7.46	103.93	109.90
35	BB	678	U	C2-N3-C4	-7.46	122.52	127.00
36	BC	28	C	C6-N1-C1'	-7.46	111.84	120.80
41	BH	19	G	C4'-C3'-C2'	7.46	110.06	102.60
85	AA	1814	U	N1-C2-N3	7.46	119.38	114.90
27	AT	72	GLY	C-N-CA	7.46	137.97	122.30
34	BA	616	G	C4-N9-C1'	-7.46	116.80	126.50
39	BF	25	G	C5-C6-O6	-7.46	124.12	128.60
85	AA	1840	C	C6-N1-C2	-7.46	117.31	120.30
13	AE	83	ARG	NE-CZ-NH1	-7.46	116.57	120.30
34	BA	112	C	C2-N1-C1'	-7.46	110.59	118.80
34	BA	310	C	O4'-C1'-N1	7.46	114.17	108.20
34	BA	483	A	C2'-C3'-O3'	7.46	125.91	109.50
34	BA	820	C	N1-C1'-C2'	-7.46	103.79	112.00
34	BA	1686	G	C5-C6-N1	7.46	115.23	111.50
35	BB	551	C	C6-N1-C2	-7.46	117.32	120.30
35	BB	765	G	C5-C6-O6	-7.46	124.12	128.60
37	BD	69	U	N3-C4-C5	7.46	119.08	114.60
38	BE	112	G	O4'-C1'-N9	7.46	114.17	108.20
40	BG	156	G	N1-C6-O6	7.46	124.38	119.90
85	AA	132	G	P-O3'-C3'	-7.46	110.75	119.70
35	BB	680	A	C4'-C3'-C2'	7.46	110.06	102.60
35	BB	797	C	O4'-C4'-C3'	-7.46	96.54	104.00
35	BB	1144	A	C5-C6-N1	7.46	121.43	117.70
49	BP	163	ARG	NE-CZ-NH1	7.46	124.03	120.30
85	AA	867	G	C5'-C4'-C3'	-7.46	104.06	116.00
85	AA	2153	G	C5-C6-O6	-7.46	124.12	128.60
35	BB	829	C	N3-C2-O2	-7.46	116.68	121.90

Continued on next page...

Continued from previous page...

Mol	Chain	Res	Type	Atoms	Z	Observed(°)	Ideal(°)
85	AA	995	G	C8-N9-C4	7.46	109.38	106.40
86	AB	17	C	C5'-C4'-C3'	-7.46	104.06	116.00
34	BA	862	C	P-O5'-C5'	-7.46	108.97	120.90
34	BA	1210	A	P-O5'-C5'	7.46	132.83	120.90
35	BB	764	C	O4'-C1'-N1	7.46	114.17	108.20
35	BB	1166	A	C1'-O4'-C4'	-7.46	103.94	109.90
35	BB	1254	G	C4-N9-C1'	-7.46	116.81	126.50
85	AA	767	A	C1'-O4'-C4'	-7.46	103.94	109.90
85	AA	1930	U	O4'-C1'-N1	7.46	114.17	108.20
34	BA	191	G	N3-C2-N2	7.46	125.12	119.90
36	BC	27	U	N1-C2-N3	-7.46	110.43	114.90
37	BD	95	G	N3-C4-N9	7.46	130.47	126.00
39	BF	35	C	C5-C6-N1	7.46	124.73	121.00
24	AQ	33	MET	CG-SD-CE	-7.45	88.27	100.20
34	BA	582	U	C6-N1-C2	-7.45	116.53	121.00
35	BB	834	U	C5'-C4'-C3'	-7.45	104.07	116.00
37	BD	24	U	C3'-C2'-C1'	-7.45	95.54	101.50
38	BE	90	G	C5'-C4'-C3'	7.45	127.92	116.00
38	BE	111	C	C5'-C4'-O4'	7.45	118.04	109.10
38	BE	155	C	C5'-C4'-O4'	7.45	118.04	109.10
50	BQ	85	ARG	NE-CZ-NH2	-7.45	116.57	120.30
85	AA	2014	G	N1-C6-O6	7.45	124.37	119.90
23	AP	154	TRP	CB-CG-CD2	-7.45	116.91	126.60
34	BA	519	G	P-O5'-C5'	7.45	132.82	120.90
34	BA	322	U	C5'-C4'-C3'	-7.45	104.08	116.00
35	BB	75	A	P-O3'-C3'	-7.45	110.76	119.70
85	AA	383	C	N3-C4-N4	-7.45	112.78	118.00
85	AA	600	C	C6-N1-C2	-7.45	117.32	120.30
34	BA	579	U	O4'-C1'-N1	-7.45	102.24	108.20
35	BB	77	A	C8-N9-C4	7.45	108.78	105.80
35	BB	1037	A	P-O3'-C3'	7.45	128.64	119.70
35	BB	1397	G	P-O3'-C3'	7.45	128.64	119.70
35	BB	997	G	N1-C6-O6	7.45	124.37	119.90
85	AA	478	U	P-O5'-C5'	-7.45	108.98	120.90
85	AA	700	U	C5'-C4'-C3'	-7.45	104.08	116.00
85	AA	749	C	C5-C4-N4	7.45	125.41	120.20
14	AF	97	ARG	NE-CZ-NH2	-7.45	116.58	120.30
34	BA	1620	U	C4'-C3'-C2'	-7.45	95.16	102.60
35	BB	317	C	C6-N1-C2	-7.45	117.32	120.30
35	BB	1368	A	C1'-O4'-C4'	-7.45	103.94	109.90
35	BB	1458	U	C5'-C4'-O4'	7.45	118.03	109.10
38	BE	66	A	C5'-C4'-C3'	7.45	127.91	116.00

Continued on next page...

Continued from previous page...

Mol	Chain	Res	Type	Atoms	Z	Observed(°)	Ideal(°)
85	AA	993	G	C5-C6-O6	-7.45	124.13	128.60
34	BA	1294	C	C5-C4-N4	7.44	125.41	120.20
35	BB	701	U	C6-N1-C1'	-7.44	110.78	121.20
35	BB	1483	A	C2'-C3'-O3'	7.44	125.88	109.50
85	AA	570	U	C6-N1-C1'	7.44	131.62	121.20
34	BA	71	G	C5-C6-O6	-7.44	124.13	128.60
34	BA	1429	A	P-O3'-C3'	-7.44	110.77	119.70
35	BB	1486	C	O4'-C1'-N1	7.44	114.15	108.20
40	BG	21	C	C1'-O4'-C4'	-7.44	103.95	109.90
85	AA	1132	A	O4'-C1'-N9	7.44	114.15	108.20
85	AA	2037	A	N1-C6-N6	7.44	123.07	118.60
34	BA	640	U	N1-C2-O2	7.44	128.01	122.80
34	BA	929	A	N1-C6-N6	7.44	123.06	118.60
34	BA	1205	A	P-O3'-C3'	7.44	128.63	119.70
34	BA	1434	U	C4'-C3'-C2'	-7.44	95.16	102.60
34	BA	1482	A	P-O3'-C3'	-7.44	110.77	119.70
35	BB	1132	A	O5'-C5'-C4'	-7.44	97.56	111.70
35	BB	1319	U	O5'-C5'-C4'	7.44	125.84	111.70
85	AA	995	G	C4-N9-C1'	-7.44	116.83	126.50
85	AA	2090	C	O4'-C1'-N1	7.44	114.15	108.20
19	AK	129	ARG	NE-CZ-NH2	-7.44	116.58	120.30
35	BB	1186	A	N9-C4-C5	-7.44	102.83	105.80
85	AA	47	A	C6-N1-C2	-7.44	114.14	118.60
85	AA	453	G	P-O3'-C3'	-7.44	110.77	119.70
85	AA	2011	C	N1-C1'-C2'	-7.44	103.82	112.00
34	BA	375	C	C1'-O4'-C4'	-7.44	103.95	109.90
40	BG	170	G	C1'-O4'-C4'	-7.44	103.95	109.90
85	AA	596	A	C5-C6-N6	-7.44	117.75	123.70
34	BA	572	G	C3'-C2'-C1'	7.44	107.45	101.50
68	Bi	14	ARG	NE-CZ-NH1	7.44	124.02	120.30
85	AA	57	G	C4'-C3'-C2'	-7.44	95.16	102.60
85	AA	1281	G	C4-C5-C6	-7.44	114.34	118.80
85	AA	2039	G	C4-N9-C1'	-7.44	116.83	126.50
35	BB	558	U	O4'-C1'-N1	7.43	114.15	108.20
35	BB	1438	U	P-O3'-C3'	-7.43	110.78	119.70
36	BC	163	A	C4-N9-C1'	-7.43	112.92	126.30
40	BG	68	U	O4'-C1'-N1	7.43	114.15	108.20
40	BG	179	C	P-O3'-C3'	-7.43	110.78	119.70
85	AA	315	U	O4'-C1'-N1	7.43	114.15	108.20
85	AA	360	C	O4'-C1'-N1	7.43	114.15	108.20
85	AA	675	A	N1-C6-N6	-7.43	114.14	118.60
85	AA	1706	A	C3'-C2'-C1'	-7.43	95.55	101.50

Continued on next page...

Continued from previous page...

Mol	Chain	Res	Type	Atoms	Z	Observed(°)	Ideal(°)
34	BA	121	A	N1-C6-N6	7.43	123.06	118.60
34	BA	1612	C	C6-N1-C2	-7.43	117.33	120.30
35	BB	16	G	P-O3'-C3'	7.43	128.62	119.70
35	BB	128	C	P-O3'-C3'	-7.43	110.78	119.70
85	AA	773	G	C1'-O4'-C4'	-7.43	103.95	109.90
85	AA	891	G	C4-N9-C1'	7.43	136.16	126.50
85	AA	2114	U	O4'-C1'-N1	7.43	114.15	108.20
34	BA	7	U	P-O3'-C3'	-7.43	110.78	119.70
85	AA	645	C	C4'-C3'-C2'	7.43	110.03	102.60
85	AA	878	U	C2-N3-C4	-7.43	122.54	127.00
85	AA	979	U	P-O3'-C3'	7.43	128.62	119.70
85	AA	1149	A	C5'-C4'-C3'	-7.43	104.11	116.00
85	AA	1535	C	C2-N1-C1'	7.43	126.97	118.80
34	BA	86	A	N1-C6-N6	7.43	123.06	118.60
34	BA	436	U	C2-N1-C1'	-7.43	108.78	117.70
34	BA	729	C	N3-C2-O2	-7.43	116.70	121.90
34	BA	1177	C	C1'-O4'-C4'	-7.43	103.96	109.90
85	AA	455	G	C4-N9-C1'	-7.43	116.84	126.50
85	AA	740	A	C3'-C2'-C1'	-7.43	95.56	101.50
85	AA	910	G	C4-N9-C1'	-7.43	116.84	126.50
85	AA	2185	U	P-O3'-C3'	-7.43	110.78	119.70
40	BG	39	A	C8-N9-C4	7.43	108.77	105.80
85	AA	1364	U	P-O3'-C3'	-7.43	110.79	119.70
85	AA	1829	C	C3'-C2'-C1'	-7.43	95.56	101.50
34	BA	18	G	C4-N9-C1'	-7.43	116.84	126.50
34	BA	1329	U	N3-C2-O2	-7.43	117.00	122.20
34	BA	1640	G	C6-N1-C2	-7.43	120.64	125.10
34	BA	1789	A	C5'-C4'-O4'	7.43	118.01	109.10
35	BB	127	U	O4'-C1'-N1	7.43	114.14	108.20
35	BB	1185	G	C5-C6-N1	7.43	115.21	111.50
35	BB	1512	C	C2-N1-C1'	-7.43	110.63	118.80
37	BD	55	A	N1-C6-N6	-7.43	114.14	118.60
39	BF	50	C	C3'-C2'-C1'	-7.43	95.56	101.50
40	BG	17	A	P-O5'-C5'	-7.43	109.02	120.90
40	BG	45	G	C5'-C4'-C3'	7.43	127.88	116.00
85	AA	35	U	C3'-C2'-C1'	-7.43	95.56	101.50
85	AA	520	A	O5'-P-OP2	7.43	119.61	110.70
85	AA	556	C	P-O3'-C3'	-7.43	110.79	119.70
85	AA	762	U	O5'-P-OP2	7.43	119.61	110.70
85	AA	942	A	O4'-C1'-N9	7.43	114.14	108.20
85	AA	1001	G	N9-C1'-C2'	-7.43	103.83	112.00
85	AA	1644	G	C4-N9-C1'	7.43	136.16	126.50

Continued on next page...

Continued from previous page...

Mol	Chain	Res	Type	Atoms	Z	Observed(°)	Ideal(°)
3	A2	149	PHE	CB-CG-CD2	-7.42	115.60	120.80
34	BA	166	G	P-O3'-C3'	-7.42	110.79	119.70
85	AA	1231	G	C4-N9-C1'	-7.42	116.85	126.50
85	AA	1676	G	C2-N3-C4	-7.42	108.19	111.90
34	BA	606	G	N3-C4-N9	7.42	130.45	126.00
34	BA	1517	U	N1-C1'-C2'	-7.42	103.83	112.00
35	BB	732	G	C1'-O4'-C4'	-7.42	103.96	109.90
35	BB	879	G	O4'-C4'-C3'	-7.42	96.58	104.00
26	AS	107	ARG	NE-CZ-NH1	7.42	124.01	120.30
34	BA	1164	C	P-O3'-C3'	-7.42	110.79	119.70
34	BA	1629	A	O3'-P-O5'	7.42	118.10	104.00
41	BH	102	C	O4'-C1'-N1	7.42	114.14	108.20
80	Bu	22	ARG	NE-CZ-NH2	-7.42	116.59	120.30
85	AA	36	U	N3-C2-O2	-7.42	117.00	122.20
85	AA	1889	U	C5'-C4'-C3'	-7.42	104.12	116.00
34	BA	1260	G	C4-N9-C1'	-7.42	116.85	126.50
35	BB	1224	C	C5'-C4'-C3'	-7.42	104.13	116.00
40	BG	25	G	C4-N9-C1'	-7.42	116.86	126.50
34	BA	892	C	C6-N1-C2	-7.42	117.33	120.30
34	BA	1211	G	C5-N7-C8	-7.42	100.59	104.30
35	BB	8	U	C5-C4-O4	-7.42	121.45	125.90
37	BD	83	A	OP1-P-O3'	7.42	121.52	105.20
61	Bb	19	TYR	CB-CG-CD1	7.42	125.45	121.00
82	Bw	188	TYR	CB-CG-CD1	-7.42	116.55	121.00
85	AA	1605	G	P-O3'-C3'	7.42	128.60	119.70
34	BA	91	C	C5'-C4'-O4'	7.42	118.00	109.10
34	BA	679	U	C2-N1-C1'	-7.42	108.80	117.70
34	BA	831	U	C6-N1-C2	-7.42	116.55	121.00
34	BA	1249	G	N3-C2-N2	7.42	125.09	119.90
35	BB	986	C	C6-N1-C1'	-7.42	111.90	120.80
35	BB	1512	C	C6-N1-C1'	7.42	129.70	120.80
40	BG	138	C	O4'-C1'-N1	7.42	114.13	108.20
64	Be	163	ARG	NE-CZ-NH1	7.42	124.01	120.30
85	AA	735	G	C5-C6-O6	-7.42	124.15	128.60
85	AA	740	A	C8-N9-C4	-7.42	102.83	105.80
85	AA	2100	A	C5'-C4'-C3'	7.42	127.87	116.00
35	BB	452	A	C5'-C4'-O4'	-7.42	100.20	109.10
35	BB	844	G	P-O3'-C3'	-7.42	110.80	119.70
85	AA	928	U	C5-C4-O4	-7.42	121.45	125.90
85	AA	1808	G	C8-N9-C1'	-7.42	117.36	127.00
34	BA	544	U	N1-C1'-C2'	-7.41	103.84	112.00
35	BB	80	C	N3-C2-O2	-7.41	116.71	121.90

Continued on next page...

Continued from previous page...

Mol	Chain	Res	Type	Atoms	Z	Observed(°)	Ideal(°)
35	BB	1454	G	C4'-C3'-C2'	-7.41	95.19	102.60
35	BB	1523	U	C3'-C2'-C1'	-7.41	95.57	101.50
85	AA	352	G	N9-C1'-C2'	-7.41	103.85	112.00
34	BA	1503	U	O3'-P-O5'	-7.41	89.92	104.00
35	BB	997	G	N9-C1'-C2'	-7.41	103.85	112.00
39	BF	72	A	O4'-C1'-N9	7.41	114.13	108.20
85	AA	390	U	C5'-C4'-C3'	-7.41	104.14	116.00
85	AA	690	G	C5-C6-N1	7.41	115.21	111.50
34	BA	373	G	C8-N9-C1'	7.41	136.63	127.00
34	BA	543	A	C6-N1-C2	-7.41	114.15	118.60
35	BB	866	A	C1'-O4'-C4'	-7.41	103.97	109.90
35	BB	1476	C	N1-C1'-C2'	-7.41	103.85	112.00
85	AA	2234	C	C6-N1-C2	-7.41	117.34	120.30
29	AV	91	ARG	NE-CZ-NH1	7.41	124.00	120.30
34	BA	926	A	C2'-C3'-O3'	7.41	125.80	109.50
34	BA	1711	G	O5'-C5'-C4'	-7.41	97.62	111.70
85	AA	2111	C	C6-N1-C2	-7.41	117.34	120.30
85	AA	2202	G	N9-C1'-C2'	-7.41	103.85	112.00
35	BB	1201	G	P-O3'-C3'	-7.41	110.81	119.70
37	BD	83	A	C3'-C2'-C1'	-7.41	95.57	101.50
34	BA	81	C	O5'-C5'-C4'	-7.41	97.63	111.70
35	BB	90	G	C8-N9-C4	7.41	109.36	106.40
85	AA	120	C	N3-C2-O2	-7.41	116.72	121.90
85	AA	1644	G	C5-C6-O6	-7.41	124.16	128.60
85	AA	2119	C	N1-C2-N3	7.41	124.38	119.20
86	AB	14	A	C5-C6-N6	7.41	129.62	123.70
36	BC	14	G	C4-N9-C1'	-7.40	116.88	126.50
85	AA	1245	U	C2-N3-C4	-7.40	122.56	127.00
85	AA	1732	G	O4'-C1'-N9	7.40	114.12	108.20
8	A7	245	PHE	CB-CG-CD2	-7.40	115.62	120.80
34	BA	301	U	C2-N3-C4	-7.40	122.56	127.00
34	BA	451	A	P-O3'-C3'	7.40	128.58	119.70
34	BA	1179	U	C5'-C4'-C3'	-7.40	104.16	116.00
34	BA	1834	A	C5'-C4'-C3'	-7.40	104.16	116.00
35	BB	92	C	C6-N1-C2	-7.40	117.34	120.30
35	BB	729	G	C5'-C4'-C3'	7.40	127.84	116.00
40	BG	38	A	C8-N9-C4	7.40	108.76	105.80
85	AA	103	U	C5'-C4'-C3'	-7.40	104.16	116.00
85	AA	812	C	O4'-C1'-N1	7.40	114.12	108.20
34	BA	1484	A	C6-N1-C2	-7.40	114.16	118.60
40	BG	141	A	C5-C6-N6	-7.40	117.78	123.70
85	AA	274	A	C1'-O4'-C4'	-7.40	103.98	109.90

Continued on next page...

Continued from previous page...

Mol	Chain	Res	Type	Atoms	Z	Observed(°)	Ideal(°)
85	AA	1929	G	P-O5'-C5'	-7.40	109.06	120.90
34	BA	238	C	N3-C4-C5	-7.40	118.94	121.90
34	BA	748	C	C2-N1-C1'	-7.40	110.66	118.80
34	BA	1664	C	P-O3'-C3'	-7.40	110.82	119.70
35	BB	599	U	P-O3'-C3'	-7.40	110.82	119.70
35	BB	1014	U	C6-N1-C1'	7.40	131.56	121.20
36	BC	38	U	O4'-C1'-C2'	-7.40	98.40	105.80
38	BE	83	U	C5'-C4'-O4'	7.40	117.98	109.10
85	AA	1454	U	P-O3'-C3'	-7.40	110.82	119.70
85	AA	1696	U	O4'-C1'-N1	7.40	114.12	108.20
35	BB	102	G	P-O3'-C3'	-7.40	110.83	119.70
19	AK	144	PHE	CB-CG-CD1	7.39	125.98	120.80
34	BA	362	G	P-O3'-C3'	-7.39	110.83	119.70
34	BA	1017	C	O4'-C1'-N1	7.39	114.11	108.20
34	BA	1096	C	C1'-O4'-C4'	-7.39	103.98	109.90
34	BA	1542	A	C5-C6-N6	-7.39	117.78	123.70
35	BB	460	C	C5'-C4'-C3'	7.39	127.83	116.00
35	BB	773	G	C4-N9-C1'	-7.39	116.89	126.50
52	BS	89	TYR	CB-CG-CD2	-7.39	116.56	121.00
82	Bw	220	PHE	CB-CG-CD2	-7.39	115.62	120.80
86	AB	5	G	C8-N9-C1'	7.39	136.61	127.00
34	BA	79	C	C6-N1-C2	-7.39	117.34	120.30
34	BA	579	U	C2'-C3'-O3'	7.39	125.76	109.50
34	BA	857	C	C2-N1-C1'	-7.39	110.67	118.80
34	BA	1102	A	C5-C6-N1	7.39	121.40	117.70
34	BA	1610	A	P-O5'-C5'	-7.39	109.07	120.90
35	BB	7	C	C5-C4-N4	7.39	125.37	120.20
35	BB	854	G	C4-N9-C1'	-7.39	116.89	126.50
37	BD	86	A	C8-N9-C1'	7.39	141.01	127.70
37	BD	92	G	C8-N9-C1'	7.39	136.61	127.00
39	BF	65	U	P-O3'-C3'	7.39	128.57	119.70
85	AA	95	U	C3'-C2'-C1'	-7.39	95.58	101.50
85	AA	289	G	C3'-C2'-C1'	-7.39	95.59	101.50
85	AA	487	G	N1-C6-O6	-7.39	115.46	119.90
85	AA	2136	C	C2-N1-C1'	-7.39	110.67	118.80
34	BA	294	C	O5'-C5'-C4'	-7.39	97.66	111.70
34	BA	868	C	C2-N3-C4	-7.39	116.20	119.90
34	BA	1352	G	C8-N9-C1'	7.39	136.61	127.00
35	BB	1007	U	O4'-C1'-N1	7.39	114.11	108.20
38	BE	8	G	C5-C6-N1	7.39	115.20	111.50
85	AA	493	A	C4-N9-C1'	-7.39	113.00	126.30
85	AA	967	C	C5'-C4'-C3'	-7.39	104.17	116.00

Continued on next page...

Continued from previous page...

Mol	Chain	Res	Type	Atoms	Z	Observed(°)	Ideal(°)
34	BA	508	C	C6-N1-C1'	-7.39	111.93	120.80
34	BA	513	U	C1'-O4'-C4'	-7.39	103.99	109.90
34	BA	761	U	N1-C1'-C2'	-7.39	103.87	112.00
34	BA	1686	G	C5-C6-O6	-7.39	124.17	128.60
35	BB	61	A	O3'-P-O5'	-7.39	89.96	104.00
35	BB	291	C	O4'-C1'-N1	7.39	114.11	108.20
35	BB	1212	C	C5-C4-N4	7.39	125.37	120.20
36	BC	158	U	C5'-C4'-O4'	7.39	117.97	109.10
38	BE	96	G	N3-C4-C5	-7.39	124.91	128.60
40	BG	73	U	C2-N3-C4	-7.39	122.57	127.00
85	AA	585	G	C6-C5-N7	-7.39	125.97	130.40
85	AA	1370	G	C8-N9-C1'	7.39	136.61	127.00
3	A2	131	ARG	NE-CZ-NH1	7.39	123.99	120.30
34	BA	1162	U	P-O3'-C3'	-7.39	110.83	119.70
40	BG	169	A	C4-N9-C1'	-7.39	113.00	126.30
85	AA	400	G	O5'-P-OP2	7.39	119.57	110.70
85	AA	866	U	C4'-C3'-C2'	7.39	109.99	102.60
85	AA	1651	C	O4'-C1'-N1	7.39	114.11	108.20
11	AC	124	PHE	CB-CG-CD2	-7.39	115.63	120.80
34	BA	122	U	P-O3'-C3'	7.39	128.56	119.70
34	BA	782	C	O4'-C1'-N1	7.39	114.11	108.20
34	BA	1794	A	P-O3'-C3'	-7.39	110.84	119.70
36	BC	46	G	N3-C2-N2	7.39	125.07	119.90
40	BG	168	A	C4-C5-C6	-7.39	113.31	117.00
85	AA	367	A	N1-C6-N6	-7.39	114.17	118.60
34	BA	674	G	C8-N9-C4	7.38	109.35	106.40
34	BA	1615	A	C4'-C3'-C2'	-7.38	95.22	102.60
34	BA	1846	G	C5'-C4'-O4'	7.38	117.96	109.10
38	BE	127	G	C5-C6-N1	7.38	115.19	111.50
38	BE	131	C	C6-N1-C2	-7.38	117.35	120.30
40	BG	59	G	C4'-C3'-C2'	-7.38	95.22	102.60
85	AA	834	U	C1'-O4'-C4'	-7.38	103.99	109.90
85	AA	1856	G	C4-N9-C1'	-7.38	116.90	126.50
85	AA	1924	C	P-O5'-C5'	7.38	132.72	120.90
20	AL	100	ARG	NE-CZ-NH1	7.38	123.99	120.30
34	BA	505	U	O4'-C1'-N1	7.38	114.11	108.20
35	BB	876	G	C4-N9-C1'	-7.38	116.90	126.50
36	BC	26	U	C6-N1-C2	-7.38	116.57	121.00
40	BG	122	G	C4-N9-C1'	-7.38	116.90	126.50
34	BA	437	G	N1-C6-O6	7.38	124.33	119.90
34	BA	550	U	O4'-C1'-N1	7.38	114.10	108.20
34	BA	602	G	C2'-C3'-O3'	7.38	125.74	109.50

Continued on next page...

Continued from previous page...

Mol	Chain	Res	Type	Atoms	Z	Observed(°)	Ideal(°)
34	BA	645	U	C5-C4-O4	-7.38	121.47	125.90
34	BA	1288	U	P-O3'-C3'	-7.38	110.84	119.70
35	BB	544	C	N3-C2-O2	-7.38	116.73	121.90
37	BD	15	U	P-O3'-C3'	-7.38	110.84	119.70
37	BD	111	U	C5'-C4'-C3'	-7.38	104.19	116.00
40	BG	15	G	C8-N9-C1'	7.38	136.60	127.00
85	AA	780	U	P-O5'-C5'	7.38	132.71	120.90
85	AA	1250	A	P-O3'-C3'	-7.38	110.84	119.70
34	BA	134	U	N1-C2-N3	7.38	119.33	114.90
34	BA	764	G	N1-C2-N2	-7.38	109.56	116.20
35	BB	1155	U	P-O3'-C3'	-7.38	110.84	119.70
85	AA	937	G	C8-N9-C1'	7.38	136.59	127.00
34	BA	888	G	C8-N9-C1'	7.38	136.59	127.00
34	BA	1295	U	C6-N1-C1'	7.38	131.53	121.20
68	Bi	58	TYR	CA-CB-CG	-7.38	99.38	113.40
85	AA	1153	G	C3'-C2'-C1'	-7.38	95.60	101.50
85	AA	1523	G	O4'-C1'-N9	7.38	114.10	108.20
85	AA	2200	A	N9-C1'-C2'	-7.38	103.88	112.00
34	BA	684	G	C4'-C3'-C2'	-7.38	95.22	102.60
35	BB	756	C	P-O3'-C3'	-7.38	110.85	119.70
36	BC	27	U	P-O5'-C5'	7.38	132.70	120.90
58	BY	2	ARG	NE-CZ-NH2	-7.38	116.61	120.30
85	AA	1810	C	P-O3'-C3'	-7.38	110.85	119.70
14	AF	55	ARG	NE-CZ-NH1	7.38	123.99	120.30
85	AA	1387	C	O4'-C1'-N1	7.38	114.10	108.20
34	BA	666	C	O4'-C1'-N1	7.37	114.10	108.20
34	BA	669	U	N1-C1'-C2'	-7.37	103.89	112.00
34	BA	996	U	N3-C2-O2	-7.37	117.04	122.20
34	BA	1318	G	P-O3'-C3'	-7.37	110.85	119.70
35	BB	399	A	P-O3'-C3'	-7.37	110.85	119.70
35	BB	701	U	C5'-C4'-O4'	7.37	117.95	109.10
35	BB	901	U	O5'-C5'-C4'	-7.37	97.69	111.70
38	BE	124	G	C2-N3-C4	-7.37	108.21	111.90
85	AA	364	C	C6-N1-C2	7.37	123.25	120.30
85	AA	1259	U	O4'-C1'-N1	7.37	114.10	108.20
85	AA	2244	G	C8-N9-C1'	-7.37	117.42	127.00
35	BB	440	U	C1'-O4'-C4'	-7.37	104.00	109.90
35	BB	590	G	N1-C6-O6	-7.37	115.48	119.90
39	BF	50	C	C2-N3-C4	-7.37	116.22	119.90
85	AA	744	C	C5'-C4'-C3'	-7.37	104.21	116.00
85	AA	2123	U	O4'-C1'-N1	7.37	114.10	108.20
35	BB	1475	U	O3'-P-O5'	7.37	118.00	104.00

Continued on next page...

Continued from previous page...

Mol	Chain	Res	Type	Atoms	Z	Observed(°)	Ideal(°)
53	BT	63	TRP	CA-CB-CG	7.37	127.70	113.70
85	AA	970	U	C2-N1-C1'	7.37	126.54	117.70
4	A3	38	ASP	CA-CB-CG	-7.37	97.19	113.40
34	BA	1220	C	N3-C2-O2	-7.37	116.74	121.90
34	BA	1535	G	C1'-O4'-C4'	-7.37	104.00	109.90
35	BB	993	A	O3'-P-O5'	-7.37	90.00	104.00
38	BE	146	U	N1-C2-N3	7.37	119.32	114.90
40	BG	171	A	O4'-C1'-C2'	-7.37	98.43	105.80
34	BA	563	A	P-O3'-C3'	-7.37	110.86	119.70
34	BA	719	G	C5'-C4'-C3'	-7.37	104.21	116.00
35	BB	877	A	O4'-C4'-C3'	-7.37	96.63	104.00
37	BD	87	G	O4'-C1'-N9	7.37	114.09	108.20
41	BH	109	G	C8-N9-C1'	7.37	136.58	127.00
85	AA	1670	U	C6-N1-C1'	7.37	131.51	121.20
34	BA	198	U	C2-N3-C4	-7.37	122.58	127.00
34	BA	223	U	P-O3'-C3'	7.37	128.54	119.70
34	BA	961	C	P-O5'-C5'	-7.37	109.11	120.90
34	BA	1454	G	C2-N3-C4	-7.37	108.22	111.90
35	BB	789	G	C1'-O4'-C4'	-7.37	104.01	109.90
35	BB	1414	A	N1-C6-N6	-7.37	114.18	118.60
36	BC	106	G	C1'-O4'-C4'	-7.37	104.01	109.90
38	BE	75	C	P-O3'-C3'	-7.37	110.86	119.70
40	BG	138	C	C4'-C3'-C2'	-7.37	95.23	102.60
40	BG	157	A	C5'-C4'-O4'	7.37	117.94	109.10
85	AA	820	G	N1-C6-O6	-7.37	115.48	119.90
85	AA	1367	C	O5'-C5'-C4'	-7.37	97.71	111.70
85	AA	2188	C	C5'-C4'-C3'	-7.37	104.22	116.00
34	BA	1821	A	C4'-C3'-C2'	-7.36	95.24	102.60
35	BB	319	C	O4'-C1'-N1	7.36	114.09	108.20
35	BB	629	C	P-O5'-C5'	7.36	132.68	120.90
35	BB	799	A	P-O5'-C5'	-7.36	109.12	120.90
67	Bh	36	ARG	NE-CZ-NH2	-7.36	116.62	120.30
85	AA	370	A	C5'-C4'-O4'	-7.36	100.26	109.10
85	AA	838	G	O4'-C1'-N9	7.36	114.09	108.20
85	AA	1922	A	O4'-C1'-C2'	-7.36	98.44	105.80
85	AA	559	G	C5'-C4'-C3'	-7.36	104.22	116.00
85	AA	1581	C	O4'-C1'-N1	7.36	114.09	108.20
34	BA	1011	G	P-O3'-C3'	-7.36	110.87	119.70
35	BB	1101	C	O4'-C1'-N1	7.36	114.09	108.20
38	BE	210	G	O4'-C1'-N9	7.36	114.09	108.20
85	AA	465	A	C2'-C3'-O3'	7.36	125.69	109.50
85	AA	529	G	O3'-P-O5'	-7.36	90.02	104.00

Continued on next page...

Continued from previous page...

Mol	Chain	Res	Type	Atoms	Z	Observed(°)	Ideal(°)
85	AA	1248	U	C4'-C3'-C2'	7.36	109.96	102.60
34	BA	110	C	O3'-P-O5'	7.36	117.98	104.00
34	BA	513	U	C5-C6-N1	-7.36	119.02	122.70
34	BA	655	U	P-O5'-C5'	-7.36	109.13	120.90
34	BA	1814	U	N3-C2-O2	-7.36	117.05	122.20
35	BB	694	C	N1-C2-O2	7.36	123.32	118.90
35	BB	1032	U	C4'-C3'-C2'	-7.36	95.24	102.60
38	BE	94	U	C2-N3-C4	-7.36	122.58	127.00
70	Bk	95	ARG	NE-CZ-NH1	7.36	123.98	120.30
85	AA	548	G	N9-C1'-C2'	-7.36	103.91	112.00
85	AA	1168	C	C4'-C3'-C2'	7.36	109.96	102.60
85	AA	1867	G	C5-C6-O6	-7.36	124.18	128.60
85	AA	2185	U	O4'-C1'-N1	7.36	114.09	108.20
34	BA	87	G	O4'-C1'-N9	7.36	114.09	108.20
34	BA	346	A	O4'-C1'-N9	7.36	114.09	108.20
34	BA	758	G	C5-N7-C8	-7.36	100.62	104.30
34	BA	1341	A	C5'-C4'-O4'	7.36	117.93	109.10
35	BB	37	C	C1'-O4'-C4'	-7.36	104.01	109.90
35	BB	880	G	C5-C6-O6	-7.36	124.19	128.60
41	BH	11	C	C6-N1-C2	-7.36	117.36	120.30
41	BH	118	U	O3'-P-O5'	7.36	117.98	104.00
85	AA	2018	U	N1-C2-O2	-7.36	117.65	122.80
34	BA	1472	G	C8-N9-C1'	7.36	136.56	127.00
35	BB	1331	U	C5'-C4'-C3'	-7.36	104.23	116.00
36	BC	32	U	O3'-P-O5'	7.36	117.97	104.00
36	BC	153	C	P-O5'-C5'	7.36	132.67	120.90
38	BE	8	G	C5'-C4'-O4'	7.36	117.92	109.10
39	BF	13	U	N1-C1'-C2'	-7.36	103.91	112.00
40	BG	164	U	P-O3'-C3'	-7.36	110.87	119.70
48	BO	112	ARG	NE-CZ-NH1	7.36	123.98	120.30
85	AA	23	G	C8-N9-C1'	7.36	136.56	127.00
85	AA	1274	A	O3'-P-O5'	7.36	117.97	104.00
85	AA	472	A	C8-N9-C1'	7.35	140.94	127.70
34	BA	172	A	C5-C6-N6	-7.35	117.82	123.70
34	BA	1011	G	C8-N9-C4	7.35	109.34	106.40
36	BC	154	A	P-O5'-C5'	-7.35	109.14	120.90
38	BE	8	G	C4-N9-C1'	7.35	136.06	126.50
61	Bb	3	THR	CA-CB-CG2	-7.35	102.11	112.40
35	BB	18	A	P-O3'-C3'	-7.35	110.88	119.70
35	BB	569	G	C5-C6-O6	7.35	133.01	128.60
35	BB	825	U	O4'-C1'-N1	7.35	114.08	108.20
35	BB	1543	C	O4'-C1'-N1	7.35	114.08	108.20

Continued on next page...

Continued from previous page...

Mol	Chain	Res	Type	Atoms	Z	Observed(°)	Ideal(°)
85	AA	224	C	P-O3'-C3'	7.35	128.52	119.70
85	AA	392	G	C5-C6-O6	7.35	133.01	128.60
85	AA	944	C	O4'-C1'-N1	7.35	114.08	108.20
85	AA	1158	U	C6-N1-C2	-7.35	116.59	121.00
86	AB	52	G	C1'-O4'-C4'	-7.35	104.02	109.90
19	AK	76	ARG	NE-CZ-NH1	7.35	123.97	120.30
34	BA	1492	G	O4'-C1'-N9	7.35	114.08	108.20
35	BB	920	C	O4'-C1'-N1	7.35	114.08	108.20
35	BB	1218	G	O4'-C4'-C3'	-7.35	96.65	104.00
38	BE	183	C	C2-N3-C4	-7.35	116.23	119.90
40	BG	20	U	C6-N1-C2	-7.35	116.59	121.00
42	BI	59	ARG	NE-CZ-NH1	7.35	123.97	120.30
85	AA	288	G	N1-C6-O6	7.35	124.31	119.90
85	AA	875	C	C5'-C4'-C3'	-7.35	104.24	116.00
85	AA	1278	C	N1-C1'-C2'	-7.35	103.92	112.00
85	AA	1820	G	C4-N9-C1'	-7.35	116.95	126.50
34	BA	481	A	C5-N7-C8	-7.35	100.23	103.90
34	BA	974	G	N9-C1'-C2'	-7.35	103.92	112.00
34	BA	1595	G	C5-C6-O6	-7.35	124.19	128.60
85	AA	1284	A	N1-C6-N6	-7.35	114.19	118.60
85	AA	1809	G	N1-C6-O6	7.35	124.31	119.90
34	BA	700	G	C1'-O4'-C4'	-7.34	104.03	109.90
34	BA	973	U	P-O5'-C5'	-7.34	109.15	120.90
34	BA	1412	G	N3-C2-N2	7.34	125.04	119.90
38	BE	13	A	C1'-O4'-C4'	-7.34	104.03	109.90
85	AA	130	G	C4'-C3'-C2'	-7.34	95.26	102.60
85	AA	731	U	O4'-C1'-N1	7.34	114.08	108.20
85	AA	1617	G	O4'-C1'-N9	7.34	114.08	108.20
34	BA	790	G	C5-C6-O6	-7.34	124.19	128.60
70	Bk	121	ARG	NE-CZ-NH2	-7.34	116.63	120.30
85	AA	64	A	O3'-P-O5'	7.34	117.95	104.00
85	AA	1905	A	C5'-C4'-C3'	-7.34	104.25	116.00
34	BA	986	G	C6-N1-C2	-7.34	120.70	125.10
85	AA	975	G	C1'-O4'-C4'	-7.34	104.03	109.90
85	AA	1217	U	C6-N1-C1'	7.34	131.48	121.20
34	BA	111	U	O4'-C1'-C2'	7.34	114.21	107.60
34	BA	1297	G	C8-N9-C1'	-7.34	117.46	127.00
34	BA	1297	G	N3-C4-N9	7.34	130.40	126.00
34	BA	1341	A	C3'-C2'-C1'	-7.34	95.63	101.50
34	BA	1518	A	C8-N9-C4	7.34	108.74	105.80
35	BB	119	G	C4'-C3'-C2'	7.34	109.94	102.60
38	BE	21	C	P-O5'-C5'	-7.34	109.16	120.90

Continued on next page...

Continued from previous page...

Mol	Chain	Res	Type	Atoms	Z	Observed(°)	Ideal(°)
38	BE	104	G	N3-C4-N9	7.34	130.40	126.00
53	BT	170	ARG	NE-CZ-NH1	7.34	123.97	120.30
80	Bu	248	MET	CG-SD-CE	-7.34	88.46	100.20
85	AA	800	A	O4'-C1'-N9	7.34	114.07	108.20
85	AA	860	C	N3-C4-N4	-7.34	112.86	118.00
85	AA	966	G	C8-N9-C4	-7.34	103.47	106.40
85	AA	1181	U	O4'-C1'-N1	7.34	114.07	108.20
85	AA	2176	U	C4'-C3'-C2'	7.34	109.94	102.60
85	AA	2193	A	C5-N7-C8	-7.34	100.23	103.90
34	BA	1738	G	C8-N9-C4	-7.34	103.47	106.40
41	BH	129	G	P-O5'-C5'	7.34	132.64	120.90
85	AA	940	G	N1-C6-O6	7.34	124.30	119.90
85	AA	1679	U	O4'-C1'-N1	7.34	114.07	108.20
34	BA	867	C	O4'-C1'-N1	7.34	114.07	108.20
34	BA	894	G	N1-C2-N2	-7.34	109.60	116.20
35	BB	717	A	P-O5'-C5'	-7.34	109.16	120.90
35	BB	779	C	C2-N1-C1'	-7.34	110.73	118.80
35	BB	1538	G	C8-N9-C1'	7.34	136.54	127.00
38	BE	86	C	O4'-C1'-N1	7.34	114.07	108.20
39	BF	19	A	O4'-C1'-N9	7.34	114.07	108.20
40	BG	33	G	C8-N9-C4	7.34	109.33	106.40
40	BG	71	C	P-O3'-C3'	-7.34	110.90	119.70
40	BG	109	C	C2-N1-C1'	-7.34	110.73	118.80
85	AA	588	G	C4-N9-C1'	-7.33	116.97	126.50
85	AA	1966	C	P-O5'-C5'	7.33	132.63	120.90
1	A0	202	ARG	NE-CZ-NH1	7.33	123.97	120.30
32	AY	47	LYS	CA-CB-CG	7.33	129.53	113.40
34	BA	941	G	N3-C2-N2	7.33	125.03	119.90
34	BA	1526	C	C5'-C4'-C3'	-7.33	104.27	116.00
34	BA	1566	G	P-O3'-C3'	-7.33	110.90	119.70
35	BB	1278	A	C8-N9-C4	7.33	108.73	105.80
37	BD	32	A	C4-N9-C1'	-7.33	113.10	126.30
53	BT	133	ARG	NE-CZ-NH1	7.33	123.97	120.30
85	AA	833	U	C6-N1-C1'	-7.33	110.93	121.20
85	AA	1098	C	C6-N1-C2	-7.33	117.37	120.30
85	AA	2141	G	N1-C6-O6	7.33	124.30	119.90
21	AM	40	ARG	NE-CZ-NH1	7.33	123.97	120.30
34	BA	860	G	C5'-C4'-C3'	-7.33	104.27	116.00
34	BA	1739	G	C4-N9-C1'	-7.33	116.97	126.50
35	BB	408	U	P-O3'-C3'	-7.33	110.90	119.70
35	BB	1546	C	C3'-C2'-C1'	-7.33	95.64	101.50
58	BY	37	ARG	N-CA-CB	7.33	123.80	110.60

Continued on next page...

Continued from previous page...

Mol	Chain	Res	Type	Atoms	Z	Observed(°)	Ideal(°)
86	AB	66	U	O3'-P-O5'	-7.33	90.07	104.00
34	BA	3	G	C5-C6-O6	-7.33	124.20	128.60
35	BB	1243	A	N1-C6-N6	-7.33	114.20	118.60
40	BG	14	G	C4'-C3'-C2'	-7.33	95.27	102.60
40	BG	78	C	C5'-C4'-C3'	-7.33	104.27	116.00
85	AA	1896	G	C2'-C3'-O3'	7.33	125.63	109.50
34	BA	320	G	C6-N1-C2	-7.33	120.70	125.10
35	BB	878	G	O3'-P-O5'	7.33	117.92	104.00
35	BB	1215	U	C2-N3-C4	-7.33	122.60	127.00
34	BA	30	A	C8-N9-C1'	7.33	140.89	127.70
34	BA	201	A	C4'-C3'-C2'	7.33	109.93	102.60
34	BA	1282	G	C6-N1-C2	-7.33	120.70	125.10
34	BA	1506	C	O5'-C5'-C4'	7.33	125.62	111.70
37	BD	14	C	C4'-C3'-C2'	7.33	109.93	102.60
37	BD	79	G	C8-N9-C1'	7.33	136.53	127.00
34	BA	372	U	P-O3'-C3'	-7.33	110.91	119.70
34	BA	1003	A	C8-N9-C4	7.33	108.73	105.80
34	BA	1385	U	P-O5'-C5'	7.33	132.62	120.90
34	BA	1450	G	C8-N9-C1'	7.33	136.52	127.00
38	BE	89	G	P-O3'-C3'	7.33	128.49	119.70
67	Bh	60	ALA	CB-CA-C	-7.33	99.11	110.10
85	AA	676	U	P-O3'-C3'	-7.33	110.91	119.70
85	AA	1525	C	N3-C2-O2	-7.33	116.77	121.90
34	BA	435	U	N1-C2-N3	7.32	119.30	114.90
34	BA	1607	U	N3-C2-O2	-7.32	117.07	122.20
35	BB	384	A	C8-N9-C4	-7.32	102.87	105.80
38	BE	163	A	N1-C2-N3	-7.32	125.64	129.30
85	AA	9	U	C1'-O4'-C4'	-7.32	104.04	109.90
85	AA	730	G	C8-N9-C4	-7.32	103.47	106.40
35	BB	428	G	P-O3'-C3'	-7.32	110.91	119.70
36	BC	130	U	P-O3'-C3'	-7.32	110.91	119.70
38	BE	203	C	C5-C4-N4	-7.32	115.08	120.20
85	AA	293	A	C3'-C2'-C1'	-7.32	95.64	101.50
85	AA	450	A	O4'-C1'-C2'	7.32	114.19	107.60
13	AE	106	TYR	CB-CG-CD2	-7.32	116.61	121.00
20	AL	82	MET	CG-SD-CE	-7.32	88.49	100.20
34	BA	809	U	C2-N1-C1'	-7.32	108.92	117.70
34	BA	1478	G	N1-C6-O6	7.32	124.29	119.90
35	BB	823	G	C4'-C3'-C2'	-7.32	95.28	102.60
35	BB	1407	U	P-O3'-C3'	7.32	128.48	119.70
35	BB	1546	C	P-O3'-C3'	-7.32	110.92	119.70
36	BC	71	A	N9-C1'-C2'	-7.32	103.95	112.00

Continued on next page...

Continued from previous page...

Mol	Chain	Res	Type	Atoms	Z	Observed(°)	Ideal(°)
40	BG	30	C	O5'-C5'-C4'	-7.32	97.79	111.70
40	BG	31	G	C2-N3-C4	-7.32	108.24	111.90
85	AA	132	G	C5'-C4'-C3'	-7.32	104.29	116.00
35	BB	1220	A	O3'-P-O5'	-7.32	90.09	104.00
38	BE	68	U	N3-C2-O2	-7.32	117.08	122.20
85	AA	265	A	O4'-C1'-C2'	-7.32	98.48	105.80
85	AA	527	A	C6-N1-C2	-7.32	114.21	118.60
85	AA	716	G	C8-N9-C1'	7.32	136.51	127.00
85	AA	1863	A	P-O3'-C3'	-7.32	110.92	119.70
85	AA	2196	G	P-O3'-C3'	7.32	128.48	119.70
34	BA	814	C	C2-N1-C1'	7.32	126.85	118.80
35	BB	356	C	O4'-C1'-N1	7.32	114.05	108.20
35	BB	528	G	C8-N9-C1'	7.32	136.51	127.00
57	BX	82	PHE	CB-CG-CD2	-7.32	115.68	120.80
62	Bc	22	ARG	NE-CZ-NH1	7.32	123.96	120.30
13	AE	71	ASP	CB-CG-OD1	7.32	124.88	118.30
15	AG	127	ARG	NE-CZ-NH1	7.32	123.96	120.30
17	AI	147	ARG	NE-CZ-NH1	7.32	123.96	120.30
34	BA	274	C	O4'-C1'-N1	7.32	114.05	108.20
34	BA	554	A	N1-C6-N6	7.32	122.99	118.60
34	BA	653	U	C5-C6-N1	7.32	126.36	122.70
34	BA	997	U	N3-C2-O2	-7.32	117.08	122.20
34	BA	1097	G	O3'-P-O5'	-7.32	90.10	104.00
34	BA	1300	G	C4-N9-C1'	-7.32	116.99	126.50
35	BB	411	A	C8-N9-C4	7.32	108.73	105.80
35	BB	1384	A	C3'-C2'-C1'	-7.32	95.65	101.50
41	BH	47	G	N9-C1'-C2'	-7.32	103.95	112.00
42	BI	147	ARG	NE-CZ-NH2	-7.32	116.64	120.30
47	BN	206	ARG	CB-CA-C	7.32	125.03	110.40
56	BW	47	ARG	NE-CZ-NH2	-7.32	116.64	120.30
85	AA	556	C	C2'-C3'-O3'	7.32	125.59	109.50
85	AA	984	A	C1'-O4'-C4'	-7.32	104.05	109.90
85	AA	1221	G	N9-C1'-C2'	-7.32	103.95	112.00
85	AA	1991	C	N3-C4-N4	7.32	123.12	118.00
23	AP	229	ARG	NE-CZ-NH1	7.31	123.96	120.30
85	AA	537	G	C4-N9-C1'	-7.31	116.99	126.50
85	AA	742	U	O4'-C1'-N1	7.31	114.05	108.20
85	AA	821	U	C5-C6-N1	7.31	126.36	122.70
85	AA	1448	A	C6-N1-C2	-7.31	114.21	118.60
85	AA	1976	G	C4-N9-C1'	-7.31	116.99	126.50
34	BA	34	U	C1'-O4'-C4'	-7.31	104.05	109.90
35	BB	344	U	O4'-C1'-N1	7.31	114.05	108.20

Continued on next page...

Continued from previous page...

Mol	Chain	Res	Type	Atoms	Z	Observed(°)	Ideal(°)
41	BH	38	G	C5-C6-O6	-7.31	124.21	128.60
85	AA	1867	G	P-O3'-C3'	-7.31	110.93	119.70
85	AA	1994	G	C4-N9-C1'	-7.31	116.99	126.50
34	BA	224	G	P-O3'-C3'	7.31	128.47	119.70
40	BG	37	G	C4-N9-C1'	-7.31	117.00	126.50
23	AP	259	MET	CG-SD-CE	-7.31	88.50	100.20
34	BA	1058	C	C4'-C3'-C2'	7.31	109.91	102.60
34	BA	1094	U	C2-N1-C1'	-7.31	108.93	117.70
34	BA	1807	G	N1-C2-N2	-7.31	109.62	116.20
35	BB	479	U	C2-N1-C1'	-7.31	108.93	117.70
35	BB	788	U	O4'-C1'-C2'	7.31	114.18	107.60
35	BB	995	C	C5'-C4'-C3'	-7.31	104.31	116.00
36	BC	34	U	C1'-O4'-C4'	-7.31	104.05	109.90
36	BC	125	A	N9-C1'-C2'	-7.31	103.96	112.00
62	Bc	82	MET	CG-SD-CE	-7.31	88.50	100.20
85	AA	233	C	P-O3'-C3'	-7.31	110.93	119.70
34	BA	2	A	C8-N9-C4	-7.31	102.88	105.80
34	BA	1296	U	OP1-P-OP2	-7.31	108.64	119.60
35	BB	359	A	O4'-C1'-N9	7.31	114.05	108.20
35	BB	832	C	C3'-C2'-C1'	-7.31	95.65	101.50
85	AA	1286	C	C5-C4-N4	-7.31	115.08	120.20
85	AA	2179	C	N1-C1'-C2'	-7.31	103.96	112.00
34	BA	1415	C	P-O5'-C5'	7.31	132.59	120.90
35	BB	1303	A	C5-C6-N6	-7.31	117.86	123.70
38	BE	13	A	N1-C6-N6	-7.31	114.22	118.60
38	BE	21	C	C2'-C3'-O3'	7.31	125.57	109.50
39	BF	23	G	C3'-C2'-C1'	-7.31	95.66	101.50
85	AA	146	U	N1-C2-N3	-7.31	110.52	114.90
85	AA	441	C	C5'-C4'-C3'	-7.31	104.31	116.00
85	AA	1447	U	C4'-C3'-C2'	-7.31	95.29	102.60
85	AA	1480	C	P-O3'-C3'	-7.31	110.93	119.70
34	BA	1587	C	O4'-C1'-N1	7.30	114.04	108.20
38	BE	66	A	C3'-C2'-C1'	-7.30	95.66	101.50
38	BE	190	U	C4'-C3'-C2'	7.30	109.91	102.60
40	BG	162	A	P-O5'-C5'	-7.30	109.21	120.90
85	AA	71	G	O4'-C1'-N9	7.30	114.04	108.20
85	AA	458	C	O4'-C1'-N1	7.30	114.04	108.20
85	AA	2017	U	O3'-P-O5'	-7.30	90.12	104.00
35	BB	943	U	O4'-C1'-N1	7.30	114.04	108.20
85	AA	1225	C	C6-N1-C2	-7.30	117.38	120.30
85	AA	1671	G	C4-N9-C1'	-7.30	117.01	126.50
85	AA	2167	A	C3'-C2'-C1'	-7.30	95.66	101.50

Continued on next page...

Continued from previous page...

Mol	Chain	Res	Type	Atoms	Z	Observed(°)	Ideal(°)
34	BA	813	C	P-O3'-C3'	7.30	128.46	119.70
34	BA	1177	C	C5'-C4'-C3'	-7.30	104.32	116.00
34	BA	1298	U	O4'-C1'-N1	7.30	114.04	108.20
34	BA	1467	U	C1'-O4'-C4'	-7.30	104.06	109.90
38	BE	8	G	C8-N9-C1'	-7.30	117.51	127.00
85	AA	475	A	C8-N9-C1'	7.30	140.84	127.70
85	AA	537	G	C3'-C2'-C1'	-7.30	95.66	101.50
85	AA	867	G	C5-C6-O6	-7.30	124.22	128.60
85	AA	1124	G	C3'-C2'-C1'	-7.30	95.66	101.50
85	AA	2111	C	O4'-C1'-N1	7.30	114.04	108.20
1	A0	215	ARG	NE-CZ-NH1	7.30	123.95	120.30
34	BA	288	U	C3'-C2'-C1'	7.30	107.34	101.50
35	BB	746	A	O4'-C1'-N9	7.30	114.04	108.20
35	BB	1542	C	P-O5'-C5'	7.30	132.58	120.90
36	BC	50	C	C6-N1-C2	-7.30	117.38	120.30
37	BD	14	C	O5'-C5'-C4'	-7.30	97.83	111.70
35	BB	876	G	C8-N9-C1'	7.30	136.49	127.00
35	BB	1390	U	P-O5'-C5'	-7.30	109.22	120.90
37	BD	84	U	O4'-C1'-N1	7.30	114.04	108.20
85	AA	278	C	C4'-C3'-C2'	-7.30	95.30	102.60
85	AA	1485	G	N1-C6-O6	7.30	124.28	119.90
85	AA	2007	G	C4-N9-C1'	-7.30	117.01	126.50
13	AE	58	PHE	CB-CG-CD2	-7.30	115.69	120.80
34	BA	26	C	C5'-C4'-C3'	-7.30	104.33	116.00
34	BA	536	C	C6-N1-C2	-7.30	117.38	120.30
34	BA	1510	C	C5-C4-N4	7.30	125.31	120.20
35	BB	679	G	N3-C2-N2	7.30	125.01	119.90
35	BB	1410	G	O4'-C1'-N9	7.30	114.04	108.20
85	AA	17	C	C1'-O4'-C4'	-7.30	104.06	109.90
86	AB	44	G	N1-C6-O6	7.30	124.28	119.90
34	BA	192	G	C5-C6-O6	-7.29	124.22	128.60
34	BA	699	G	P-O3'-C3'	-7.29	110.95	119.70
35	BB	1341	U	O4'-C1'-N1	7.29	114.04	108.20
36	BC	134	G	C8-N9-C4	-7.29	103.48	106.40
85	AA	97	A	N9-C1'-C2'	-7.29	103.98	112.00
85	AA	746	G	O4'-C1'-N9	7.29	114.04	108.20
85	AA	868	A	C8-N9-C4	-7.29	102.88	105.80
34	BA	896	U	C3'-C2'-C1'	7.29	107.33	101.50
35	BB	1510	G	P-O3'-C3'	-7.29	110.95	119.70
40	BG	169	A	N9-C4-C5	-7.29	102.88	105.80
80	Bu	218	ARG	NE-CZ-NH2	-7.29	116.65	120.30
85	AA	1671	G	P-O3'-C3'	-7.29	110.95	119.70

Continued on next page...

Continued from previous page...

Mol	Chain	Res	Type	Atoms	Z	Observed(°)	Ideal(°)
3	A2	140	MET	CA-CB-CG	7.29	125.70	113.30
4	A3	157	ARG	NE-CZ-NH2	-7.29	116.66	120.30
28	AU	105	ARG	NE-CZ-NH1	7.29	123.95	120.30
34	BA	665	C	P-O3'-C3'	-7.29	110.95	119.70
34	BA	1674	G	C8-N9-C1'	-7.29	117.52	127.00
35	BB	663	G	C6-N1-C2	-7.29	120.72	125.10
40	BG	95	U	P-O3'-C3'	-7.29	110.95	119.70
85	AA	90	A	O4'-C1'-C2'	-7.29	98.51	105.80
85	AA	188	G	O4'-C1'-N9	7.29	114.03	108.20
85	AA	260	A	N1-C6-N6	-7.29	114.23	118.60
85	AA	1084	A	N1-C6-N6	-7.29	114.22	118.60
85	AA	1281	G	N1-C6-O6	7.29	124.28	119.90
85	AA	1757	C	C6-N1-C1'	7.29	129.55	120.80
34	BA	362	G	C5-C6-N1	7.29	115.14	111.50
34	BA	424	U	C5'-C4'-O4'	7.29	117.85	109.10
34	BA	484	A	N1-C2-N3	-7.29	125.66	129.30
35	BB	1001	G	N3-C4-C5	-7.29	124.96	128.60
35	BB	1395	G	P-O3'-C3'	-7.29	110.95	119.70
36	BC	106	G	P-O3'-C3'	-7.29	110.95	119.70
41	BH	122	U	C1'-O4'-C4'	-7.29	104.07	109.90
48	BO	179	ARG	CD-NE-CZ	-7.29	113.40	123.60
85	AA	1277	C	C5-C4-N4	-7.29	115.10	120.20
85	AA	1362	A	C5'-C4'-O4'	-7.29	100.35	109.10
85	AA	1579	A	C1'-O4'-C4'	-7.29	104.07	109.90
24	AQ	24	ARG	NE-CZ-NH1	7.29	123.94	120.30
34	BA	1785	G	C4-N9-C1'	-7.29	117.03	126.50
35	BB	879	G	N3-C2-N2	7.29	125.00	119.90
38	BE	16	C	O5'-C5'-C4'	7.29	125.55	111.70
38	BE	32	U	C6-N1-C2	-7.29	116.63	121.00
80	Bu	190	ASN	CB-CA-C	-7.29	95.83	110.40
85	AA	260	A	C4'-C3'-C2'	-7.29	95.31	102.60
85	AA	1721	A	P-O5'-C5'	-7.29	109.24	120.90
86	AB	19	G	C5-C6-O6	-7.29	124.23	128.60
34	BA	460	G	C4-N9-C1'	-7.29	117.03	126.50
34	BA	1669	C	C2-N3-C4	-7.29	116.26	119.90
34	BA	1706	A	N1-C6-N6	-7.29	114.23	118.60
35	BB	837	A	C5-N7-C8	-7.29	100.26	103.90
35	BB	1513	U	C3'-C2'-C1'	-7.29	95.67	101.50
37	BD	80	G	C8-N9-C1'	7.29	136.47	127.00
38	BE	50	G	N3-C2-N2	7.29	125.00	119.90
65	Bf	134	PRO	N-CA-CB	7.29	112.04	103.30
85	AA	714	U	C6-N1-C2	-7.29	116.63	121.00

Continued on next page...

Continued from previous page...

Mol	Chain	Res	Type	Atoms	Z	Observed(°)	Ideal(°)
85	AA	1700	C	O4'-C1'-N1	7.29	114.03	108.20
85	AA	2155	U	N1-C2-N3	7.29	119.27	114.90
34	BA	22	C	C5'-C4'-C3'	-7.28	104.35	116.00
34	BA	237	A	C8-N9-C4	7.28	108.71	105.80
34	BA	519	G	C6-C5-N7	-7.28	126.03	130.40
34	BA	605	G	N1-C2-N3	7.28	128.27	123.90
34	BA	837	U	C3'-C2'-C1'	-7.28	95.67	101.50
35	BB	446	U	C5'-C4'-C3'	7.28	127.66	116.00
85	AA	147	G	C5'-C4'-C3'	-7.28	104.35	116.00
85	AA	865	G	C5'-C4'-C3'	-7.28	104.35	116.00
85	AA	879	G	C1'-O4'-C4'	-7.28	104.07	109.90
85	AA	978	U	C1'-O4'-C4'	-7.28	104.07	109.90
34	BA	1017	C	O5'-C5'-C4'	-7.28	97.86	111.70
34	BA	1697	U	N1-C2-O2	-7.28	117.70	122.80
85	AA	858	G	P-O3'-C3'	-7.28	110.96	119.70
85	AA	2102	A	N1-C6-N6	7.28	122.97	118.60
85	AA	2111	C	C6-N1-C1'	7.28	129.54	120.80
34	BA	218	G	C5-C6-O6	-7.28	124.23	128.60
34	BA	257	G	C8-N9-C4	7.28	109.31	106.40
34	BA	397	A	C1'-O4'-C4'	-7.28	104.08	109.90
34	BA	1216	G	P-O3'-C3'	7.28	128.44	119.70
35	BB	419	G	C1'-O4'-C4'	-7.28	104.08	109.90
35	BB	1463	A	C5'-C4'-C3'	7.28	127.65	116.00
38	BE	117	A	C3'-C2'-C1'	7.28	107.32	101.50
38	BE	142	A	C1'-O4'-C4'	-7.28	104.08	109.90
40	BG	117	C	C6-N1-C2	-7.28	117.39	120.30
85	AA	54	C	O4'-C1'-N1	7.28	114.02	108.20
85	AA	471	U	C2-N1-C1'	-7.28	108.96	117.70
85	AA	1878	C	O4'-C1'-N1	7.28	114.02	108.20
21	AM	131	ARG	NE-CZ-NH1	-7.28	116.66	120.30
34	BA	42	A	C5'-C4'-C3'	-7.28	104.35	116.00
85	AA	509	C	C4'-C3'-C2'	7.28	109.88	102.60
85	AA	1296	G	O4'-C1'-N9	7.28	114.02	108.20
85	AA	1540	A	P-O5'-C5'	7.28	132.55	120.90
85	AA	1608	U	C5'-C4'-C3'	-7.28	104.35	116.00
26	AS	136	GLN	N-CA-CB	7.28	123.70	110.60
34	BA	546	U	O3'-P-O5'	7.28	117.83	104.00
34	BA	1529	G	C5-C6-O6	7.28	132.97	128.60
35	BB	1017	U	P-O3'-C3'	-7.28	110.97	119.70
39	BF	3	A	P-O5'-C5'	7.28	132.54	120.90
64	Be	83	PHE	C-N-CA	7.28	139.89	121.70
85	AA	972	G	C5-C6-O6	-7.28	124.23	128.60

Continued on next page...

Continued from previous page...

Mol	Chain	Res	Type	Atoms	Z	Observed(°)	Ideal(°)
85	AA	1145	U	P-O3'-C3'	-7.28	110.97	119.70
85	AA	1206	A	C3'-C2'-C1'	-7.28	95.68	101.50
85	AA	1241	A	C4'-C3'-C2'	-7.28	95.32	102.60
85	AA	1676	G	C8-N9-C1'	7.28	136.46	127.00
34	BA	1828	A	O5'-P-OP2	-7.28	99.15	105.70
35	BB	87	G	C5-C6-O6	-7.28	124.23	128.60
41	BH	97	C	O4'-C1'-N1	7.28	114.02	108.20
85	AA	100	A	C4-C5-C6	-7.28	113.36	117.00
85	AA	415	G	C8-N9-C1'	7.28	136.46	127.00
85	AA	484	G	C8-N9-C4	7.28	109.31	106.40
85	AA	1167	G	N1-C6-O6	-7.28	115.53	119.90
85	AA	1366	A	C8-N9-C1'	7.28	140.79	127.70
85	AA	1487	G	C8-N9-C4	7.28	109.31	106.40
34	BA	941	G	N9-C1'-C2'	-7.27	104.00	112.00
34	BA	1497	A	C6-C5-N7	-7.27	127.21	132.30
35	BB	1179	C	C5'-C4'-C3'	7.27	127.64	116.00
38	BE	184	G	C5-C6-O6	7.27	132.96	128.60
85	AA	252	G	N3-C2-N2	7.27	124.99	119.90
85	AA	991	G	C4-C5-N7	-7.27	107.89	110.80
85	AA	1528	A	N1-C6-N6	-7.27	114.24	118.60
85	AA	1541	G	C5-C6-O6	-7.27	124.24	128.60
34	BA	18	G	C2-N3-C4	7.27	115.54	111.90
34	BA	590	U	C5'-C4'-C3'	-7.27	104.36	116.00
35	BB	333	C	P-O5'-C5'	7.27	132.54	120.90
35	BB	636	G	C5-C6-O6	-7.27	124.24	128.60
35	BB	653	G	C8-N9-C4	-7.27	103.49	106.40
35	BB	1083	C	C6-N1-C1'	-7.27	112.07	120.80
35	BB	1126	A	C1'-O4'-C4'	-7.27	104.08	109.90
36	BC	69	U	C2-N1-C1'	-7.27	108.97	117.70
40	BG	17	A	P-O3'-C3'	-7.27	110.97	119.70
41	BH	135	U	C5'-C4'-C3'	-7.27	104.36	116.00
85	AA	124	A	N1-C6-N6	-7.27	114.24	118.60
85	AA	1622	G	C2'-C3'-O3'	7.27	125.50	109.50
85	AA	2002	A	C4-N9-C1'	7.27	139.39	126.30
34	BA	961	C	C6-N1-C1'	-7.27	112.08	120.80
35	BB	532	C	C1'-O4'-C4'	-7.27	104.08	109.90
85	AA	39	A	C1'-O4'-C4'	-7.27	104.08	109.90
85	AA	2199	G	C8-N9-C1'	7.27	136.45	127.00
34	BA	482	C	P-O5'-C5'	-7.27	109.27	120.90
35	BB	823	G	C5-C6-N1	7.27	115.13	111.50
35	BB	1165	A	C5-C6-N1	7.27	121.33	117.70
56	BW	87	TRP	N-CA-CB	7.27	123.69	110.60

Continued on next page...

Continued from previous page...

Mol	Chain	Res	Type	Atoms	Z	Observed(°)	Ideal(°)
67	Bh	150	ARG	NE-CZ-NH2	-7.27	116.67	120.30
83	Bx	76	ARG	NE-CZ-NH1	7.27	123.93	120.30
34	BA	500	C	C3'-C2'-C1'	-7.27	95.69	101.50
34	BA	588	C	C6-N1-C2	-7.27	117.39	120.30
34	BA	1113	A	N1-C6-N6	7.27	122.96	118.60
34	BA	1737	A	C1'-O4'-C4'	-7.27	104.09	109.90
34	BA	1781	A	N1-C6-N6	7.27	122.96	118.60
37	BD	66	G	N1-C2-N2	-7.27	109.66	116.20
39	BF	72	A	P-O3'-C3'	7.27	128.42	119.70
85	AA	50	C	C6-N1-C2	-7.27	117.39	120.30
85	AA	111	A	C5'-C4'-O4'	7.27	117.82	109.10
85	AA	658	C	C3'-C2'-C1'	-7.27	95.69	101.50
85	AA	1576	G	C1'-O4'-C4'	-7.27	104.09	109.90
34	BA	1181	G	C4'-C3'-C2'	7.27	109.87	102.60
37	BD	37	G	O4'-C1'-N9	7.27	114.01	108.20
85	AA	570	U	N1-C2-N3	7.27	119.26	114.90
85	AA	1057	G	O4'-C1'-N9	7.27	114.01	108.20
34	BA	663	U	O4'-C1'-N1	7.26	114.01	108.20
34	BA	1487	U	C5-C4-O4	7.26	130.26	125.90
35	BB	1404	A	C5'-C4'-C3'	-7.26	104.38	116.00
36	BC	44	A	P-O5'-C5'	-7.26	109.28	120.90
38	BE	121	G	C5-C6-O6	-7.26	124.24	128.60
40	BG	157	A	C5-C6-N6	7.26	129.51	123.70
85	AA	822	U	C1'-O4'-C4'	-7.26	104.09	109.90
85	AA	2155	U	C6-N1-C1'	7.26	131.37	121.20
34	BA	655	U	C6-N1-C1'	7.26	131.37	121.20
35	BB	753	A	O4'-C1'-N9	7.26	114.01	108.20
85	AA	303	A	O4'-C4'-C3'	-7.26	96.74	104.00
85	AA	505	U	O5'-C5'-C4'	-7.26	97.90	111.70
85	AA	2138	G	O4'-C1'-N9	7.26	114.01	108.20
34	BA	495	A	C3'-C2'-C1'	-7.26	95.69	101.50
34	BA	1630	A	N9-C1'-C2'	-7.26	104.01	112.00
34	BA	1781	A	C8-N9-C4	-7.26	102.90	105.80
82	Bw	8	LEU	N-CA-CB	7.26	124.92	110.40
85	AA	70	U	C2-N1-C1'	-7.26	108.99	117.70
85	AA	587	G	C5'-C4'-C3'	7.26	127.62	116.00
85	AA	832	U	C5'-C4'-O4'	-7.26	100.39	109.10
85	AA	1124	G	C4-N9-C1'	-7.26	117.06	126.50
34	BA	373	G	C1'-O4'-C4'	-7.26	104.09	109.90
34	BA	576	C	C6-N1-C1'	-7.26	112.09	120.80
34	BA	894	G	C4'-C3'-C2'	7.26	109.86	102.60
34	BA	1087	A	C5-C6-N6	-7.26	117.89	123.70

Continued on next page...

Continued from previous page...

Mol	Chain	Res	Type	Atoms	Z	Observed(°)	Ideal(°)
34	BA	1500	G	C2-N3-C4	7.26	115.53	111.90
35	BB	391	G	N1-C6-O6	-7.26	115.54	119.90
35	BB	614	U	C6-N1-C2	-7.26	116.64	121.00
35	BB	855	G	N1-C6-O6	7.26	124.26	119.90
36	BC	29	C	P-O3'-C3'	7.26	128.41	119.70
36	BC	58	G	C5-C6-N1	7.26	115.13	111.50
37	BD	35	C	C1'-O4'-C4'	-7.26	104.09	109.90
43	BJ	51	ARG	NE-CZ-NH1	7.26	123.93	120.30
51	BR	62	ARG	NE-CZ-NH1	7.26	123.93	120.30
52	BS	14	ARG	NE-CZ-NH1	7.26	123.93	120.30
85	AA	111	A	O4'-C1'-N9	7.26	114.01	108.20
85	AA	130	G	O4'-C1'-N9	7.26	114.01	108.20
85	AA	1112	G	N1-C6-O6	7.26	124.26	119.90
85	AA	1287	C	P-O5'-C5'	-7.26	109.28	120.90
85	AA	1483	A	C1'-O4'-C4'	-7.26	104.09	109.90
86	AB	52	G	C5'-C4'-C3'	-7.26	104.39	116.00
85	AA	137	C	P-O3'-C3'	-7.26	110.99	119.70
85	AA	745	C	O4'-C1'-N1	7.26	114.01	108.20
34	BA	1197	U	C5-C4-O4	7.26	130.25	125.90
35	BB	128	C	C6-N1-C2	-7.26	117.40	120.30
35	BB	986	C	C2-N1-C1'	7.26	126.78	118.80
35	BB	1217	C	C5'-C4'-O4'	7.26	117.81	109.10
5	A4	155	MET	N-CA-CB	-7.25	97.54	110.60
35	BB	652	G	C6-N1-C2	-7.25	120.75	125.10
85	AA	844	C	C6-N1-C2	-7.25	117.40	120.30
34	BA	631	G	P-O3'-C3'	-7.25	111.00	119.70
34	BA	1482	A	C4'-C3'-C2'	7.25	109.85	102.60
35	BB	364	U	C2-N3-C4	-7.25	122.65	127.00
35	BB	834	U	O5'-P-OP2	7.25	119.40	110.70
37	BD	32	A	N9-C1'-C2'	-7.25	104.02	112.00
85	AA	1155	A	N1-C6-N6	7.25	122.95	118.60
85	AA	1520	A	P-O5'-C5'	-7.25	109.29	120.90
34	BA	487	A	C1'-O4'-C4'	-7.25	104.10	109.90
34	BA	766	A	C5-C6-N6	7.25	129.50	123.70
34	BA	1586	U	C2-N3-C4	-7.25	122.65	127.00
35	BB	375	G	N1-C6-O6	-7.25	115.55	119.90
35	BB	838	G	N3-C4-C5	-7.25	124.97	128.60
41	BH	90	C	OP1-P-OP2	-7.25	108.72	119.60
70	Bk	52	ARG	NE-CZ-NH1	7.25	123.93	120.30
85	AA	159	G	C8-N9-C1'	7.25	136.43	127.00
85	AA	2163	G	N1-C6-O6	-7.25	115.55	119.90
35	BB	1464	G	P-O3'-C3'	-7.25	111.00	119.70

Continued on next page...

Continued from previous page...

Mol	Chain	Res	Type	Atoms	Z	Observed(°)	Ideal(°)
74	Bo	25	ARG	NE-CZ-NH1	7.25	123.92	120.30
85	AA	1788	U	P-O3'-C3'	-7.25	111.00	119.70
34	BA	155	U	C6-N1-C2	-7.25	116.65	121.00
34	BA	301	U	N1-C1'-C2'	-7.25	104.03	112.00
34	BA	637	G	O4'-C1'-N9	7.25	114.00	108.20
35	BB	1200	A	C5-C6-N1	7.25	121.33	117.70
38	BE	34	C	O4'-C1'-N1	7.25	114.00	108.20
85	AA	173	A	C5'-C4'-C3'	-7.25	104.40	116.00
85	AA	1671	G	C8-N9-C1'	7.25	136.42	127.00
25	AR	26	ASN	CA-C-N	-7.25	101.26	117.20
34	BA	1341	A	C1'-O4'-C4'	-7.25	104.10	109.90
34	BA	1496	G	C2'-C3'-O3'	7.25	125.44	109.50
35	BB	26	C	C5'-C4'-C3'	-7.25	104.41	116.00
35	BB	899	C	C5-C6-N1	7.25	124.62	121.00
35	BB	1072	C	C6-N1-C2	7.25	123.20	120.30
53	BT	60	ARG	NE-CZ-NH1	7.25	123.92	120.30
85	AA	1174	G	C6-C5-N7	-7.25	126.05	130.40
85	AA	1300	A	O4'-C1'-N9	7.25	114.00	108.20
85	AA	1958	C	O4'-C1'-N1	7.25	114.00	108.20
34	BA	71	G	N3-C4-C5	-7.25	124.98	128.60
34	BA	1494	G	C6-N1-C2	-7.25	120.75	125.10
35	BB	63	A	O4'-C1'-N9	7.25	114.00	108.20
37	BD	26	C	O4'-C1'-N1	7.25	114.00	108.20
37	BD	98	G	C4-N9-C1'	-7.25	117.08	126.50
41	BH	10	U	C5-C4-O4	7.25	130.25	125.90
41	BH	35	G	C8-N9-C1'	7.25	136.42	127.00
82	Bw	229	MET	CG-SD-CE	-7.25	88.61	100.20
85	AA	486	G	C6-N1-C2	-7.25	120.75	125.10
5	A4	143	ARG	NE-CZ-NH2	-7.24	116.68	120.30
18	AJ	64	ASN	CA-CB-CG	-7.24	97.47	113.40
35	BB	133	G	N9-C1'-C2'	-7.24	104.03	112.00
35	BB	942	G	O4'-C1'-N9	7.24	113.99	108.20
35	BB	1046	C	O4'-C1'-N1	7.24	114.00	108.20
38	BE	126	G	C6-N1-C2	-7.24	120.75	125.10
85	AA	1713	A	C5-C6-N6	-7.24	117.91	123.70
85	AA	2229	G	N1-C6-O6	-7.24	115.55	119.90
38	BE	182	U	C5'-C4'-C3'	-7.24	104.41	116.00
40	BG	80	G	P-O3'-C3'	-7.24	111.01	119.70
85	AA	1924	C	O4'-C1'-N1	7.24	113.99	108.20
34	BA	67	A	C5'-C4'-C3'	-7.24	104.42	116.00
35	BB	1287	U	P-O3'-C3'	-7.24	111.01	119.70
37	BD	51	G	C1'-O4'-C4'	-7.24	104.11	109.90

Continued on next page...

Continued from previous page...

Mol	Chain	Res	Type	Atoms	Z	Observed(°)	Ideal(°)
85	AA	1099	U	P-O3'-C3'	-7.24	111.01	119.70
34	BA	1615	A	N9-C1'-C2'	-7.24	104.04	112.00
34	BA	1834	A	C5-C6-N1	7.24	121.32	117.70
35	BB	3	C	C1'-O4'-C4'	-7.24	104.11	109.90
35	BB	49	A	P-O3'-C3'	7.24	128.38	119.70
35	BB	1396	G	N3-C2-N2	7.24	124.97	119.90
35	BB	1422	G	N3-C4-N9	-7.24	121.66	126.00
35	BB	1489	A	O4'-C1'-N9	7.24	113.99	108.20
38	BE	129	G	C1'-O4'-C4'	-7.24	104.11	109.90
56	BW	3	LYS	C-N-CA	7.24	139.80	121.70
85	AA	150	U	N3-C2-O2	-7.24	117.13	122.20
85	AA	2218	G	C5-C6-O6	-7.24	124.26	128.60
34	BA	236	A	C6-N1-C2	-7.24	114.26	118.60
34	BA	991	U	C2-N3-C4	-7.24	122.66	127.00
34	BA	1194	G	O4'-C1'-C2'	7.24	114.11	107.60
34	BA	1531	G	C5-C6-N1	7.24	115.12	111.50
85	AA	999	A	O3'-P-O5'	7.24	117.75	104.00
85	AA	1114	A	C2-N3-C4	-7.24	106.98	110.60
35	BB	119	G	O4'-C1'-C2'	7.24	114.11	107.60
35	BB	256	G	C5-C6-O6	-7.24	124.26	128.60
35	BB	378	C	C4'-C3'-C2'	-7.24	95.36	102.60
35	BB	835	C	N3-C4-C5	-7.24	119.01	121.90
37	BD	119	U	C1'-O4'-C4'	-7.24	104.11	109.90
40	BG	54	G	C4-N9-C1'	-7.24	117.09	126.50
85	AA	187	C	C2-N3-C4	-7.24	116.28	119.90
85	AA	2121	G	C4-N9-C1'	-7.24	117.09	126.50
82	Bw	16	MET	CG-SD-CE	-7.23	88.63	100.20
85	AA	70	U	P-O5'-C5'	-7.23	109.33	120.90
85	AA	100	A	N3-C4-N9	-7.23	121.61	127.40
85	AA	170	C	C2'-C3'-O3'	7.23	125.42	109.50
34	BA	247	U	O4'-C1'-N1	7.23	113.99	108.20
34	BA	1176	C	C5-C4-N4	7.23	125.26	120.20
62	Bc	137	HIS	CA-CB-CG	7.23	125.90	113.60
85	AA	726	U	C2-N1-C1'	7.23	126.38	117.70
85	AA	1196	C	P-O3'-C3'	-7.23	111.02	119.70
85	AA	1525	C	C2'-C3'-O3'	7.23	125.41	109.50
34	BA	1644	A	C8-N9-C4	7.23	108.69	105.80
35	BB	104	G	C8-N9-C4	7.23	109.29	106.40
35	BB	623	A	C4-N9-C1'	-7.23	113.29	126.30
35	BB	797	C	OP2-P-O3'	7.23	121.11	105.20
35	BB	1124	G	P-O5'-C5'	7.23	132.47	120.90
40	BG	24	A	C4-N9-C1'	-7.23	113.28	126.30

Continued on next page...

Continued from previous page...

Mol	Chain	Res	Type	Atoms	Z	Observed(°)	Ideal(°)
85	AA	359	A	C5'-C4'-C3'	7.23	127.57	116.00
85	AA	597	A	P-O5'-C5'	-7.23	109.33	120.90
85	AA	1276	A	P-O3'-C3'	-7.23	111.03	119.70
85	AA	1669	G	C8-N9-C1'	7.23	136.40	127.00
85	AA	2129	U	P-O3'-C3'	-7.23	111.02	119.70
36	BC	97	U	P-O3'-C3'	-7.23	111.03	119.70
40	BG	105	A	C4'-C3'-C2'	7.23	109.83	102.60
85	AA	354	C	C3'-C2'-C1'	-7.23	95.72	101.50
34	BA	975	A	C1'-O4'-C4'	-7.23	104.12	109.90
34	BA	1310	C	O4'-C1'-N1	7.23	113.98	108.20
35	BB	825	U	C3'-C2'-C1'	-7.23	95.72	101.50
35	BB	1246	C	C1'-O4'-C4'	-7.23	104.12	109.90
37	BD	70	C	P-O3'-C3'	-7.23	111.03	119.70
37	BD	106	G	C4-N9-C1'	-7.23	117.11	126.50
41	BH	36	C	C5'-C4'-C3'	-7.23	104.44	116.00
56	BW	47	ARG	NE-CZ-NH1	7.23	123.91	120.30
57	BX	59	THR	C-N-CA	7.23	139.77	121.70
80	Bu	141	ASP	C-N-CA	7.23	139.77	121.70
85	AA	1170	C	C5-C4-N4	7.23	125.26	120.20
85	AA	1668	G	C4-N9-C1'	-7.23	117.10	126.50
85	AA	1731	G	C8-N9-C4	-7.23	103.51	106.40
34	BA	113	G	C5'-C4'-O4'	-7.23	100.43	109.10
38	BE	127	G	N3-C4-C5	-7.23	124.99	128.60
40	BG	140	G	P-O5'-C5'	7.23	132.46	120.90
85	AA	823	C	P-O3'-C3'	-7.23	111.03	119.70
85	AA	1975	G	C8-N9-C4	-7.23	103.51	106.40
34	BA	1118	C	O4'-C1'-N1	7.22	113.98	108.20
34	BA	1577	U	N3-C2-O2	-7.22	117.14	122.20
35	BB	556	U	C1'-O4'-C4'	-7.22	104.12	109.90
35	BB	700	C	C4-C5-C6	-7.22	113.79	117.40
38	BE	7	U	C2-N3-C4	-7.22	122.67	127.00
57	BX	82	PHE	CA-CB-CG	7.22	131.24	113.90
85	AA	39	A	N9-C1'-C2'	-7.22	104.05	112.00
85	AA	57	G	P-O5'-C5'	-7.22	109.34	120.90
85	AA	211	C	O3'-P-O5'	7.22	117.73	104.00
85	AA	1978	G	N9-C4-C5	-7.22	102.51	105.40
34	BA	210	G	C8-N9-C1'	7.22	136.39	127.00
85	AA	794	A	C1'-O4'-C4'	-7.22	104.12	109.90
85	AA	2215	C	C2-N1-C1'	-7.22	110.86	118.80
34	BA	471	U	C2-N3-C4	-7.22	122.67	127.00
34	BA	1519	G	C1'-O4'-C4'	-7.22	104.12	109.90
36	BC	125	A	O4'-C1'-N9	7.22	113.98	108.20

Continued on next page...

Continued from previous page...

Mol	Chain	Res	Type	Atoms	Z	Observed(°)	Ideal(°)
77	Br	155	ASP	CB-CG-OD1	7.22	124.80	118.30
34	BA	72	U	O5'-P-OP2	-7.22	99.20	105.70
34	BA	257	G	C1'-O4'-C4'	-7.22	104.12	109.90
34	BA	1745	G	O4'-C1'-N9	7.22	113.97	108.20
37	BD	73	U	C5-C6-N1	-7.22	119.09	122.70
38	BE	142	A	P-O3'-C3'	7.22	128.36	119.70
65	Bf	173	TRP	CB-CG-CD2	-7.22	117.21	126.60
85	AA	448	G	O4'-C1'-N9	7.22	113.98	108.20
85	AA	877	G	N1-C6-O6	-7.22	115.57	119.90
85	AA	2210	C	C2-N1-C1'	-7.22	110.86	118.80
1	A0	117	ARG	NE-CZ-NH1	7.22	123.91	120.30
35	BB	1134	G	P-O5'-C5'	7.22	132.45	120.90
85	AA	701	C	O4'-C1'-N1	7.22	113.97	108.20
85	AA	1923	A	O4'-C1'-C2'	-7.22	98.58	105.80
30	AW	6	SER	C-N-CA	7.22	139.74	121.70
34	BA	1263	A	N1-C6-N6	-7.22	114.27	118.60
34	BA	1286	C	N3-C4-N4	-7.22	112.95	118.00
35	BB	1001	G	O3'-P-O5'	7.22	117.71	104.00
41	BH	14	C	O4'-C1'-N1	7.22	113.97	108.20
41	BH	47	G	N3-C4-C5	-7.22	124.99	128.60
85	AA	519	A	C8-N9-C4	7.22	108.69	105.80
85	AA	1176	C	C5'-C4'-C3'	7.22	127.55	116.00
85	AA	1935	G	C5-C6-O6	-7.22	124.27	128.60
10	A9	99	ARG	NE-CZ-NH2	-7.21	116.69	120.30
35	BB	22	A	P-O3'-C3'	7.21	128.36	119.70
35	BB	751	A	N1-C6-N6	-7.21	114.27	118.60
35	BB	816	U	N3-C4-C5	7.21	118.93	114.60
35	BB	904	C	C6-N1-C2	-7.21	117.41	120.30
85	AA	1998	A	N1-C6-N6	7.21	122.93	118.60
35	BB	1045	G	O5'-C5'-C4'	7.21	125.40	111.70
85	AA	354	C	O4'-C1'-N1	7.21	113.97	108.20
85	AA	478	U	C4-C5-C6	-7.21	115.37	119.70
85	AA	496	C	C2-N1-C1'	-7.21	110.87	118.80
85	AA	1100	U	C6-N1-C2	-7.21	116.67	121.00
34	BA	678	C	C5-C4-N4	-7.21	115.15	120.20
34	BA	1102	A	C6-N1-C2	-7.21	114.27	118.60
40	BG	133	C	N1-C1'-C2'	-7.21	104.07	112.00
41	BH	67	G	C5'-C4'-C3'	-7.21	104.46	116.00
84	By	111	ARG	NE-CZ-NH2	-7.21	116.69	120.30
85	AA	992	G	P-O3'-C3'	-7.21	111.05	119.70
85	AA	1822	G	C8-N9-C1'	7.21	136.38	127.00
85	AA	1883	C	O4'-C1'-N1	7.21	113.97	108.20

Continued on next page...

Continued from previous page...

Mol	Chain	Res	Type	Atoms	Z	Observed(°)	Ideal(°)
85	AA	2139	G	O4'-C1'-N9	7.21	113.97	108.20
34	BA	1499	A	C8-N9-C1'	7.21	140.68	127.70
35	BB	338	C	C6-N1-C2	-7.21	117.42	120.30
36	BC	31	A	C8-N9-C4	7.21	108.68	105.80
34	BA	1692	U	N3-C2-O2	-7.21	117.15	122.20
35	BB	56	U	P-O5'-C5'	7.21	132.43	120.90
35	BB	649	A	P-O3'-C3'	-7.21	111.05	119.70
35	BB	1043	C	O4'-C1'-N1	7.21	113.97	108.20
38	BE	163	A	P-O3'-C3'	-7.21	111.05	119.70
38	BE	183	C	C5-C4-N4	-7.21	115.15	120.20
74	Bo	13	ARG	NE-CZ-NH1	7.21	123.90	120.30
84	By	74	HIS	CA-CB-CG	-7.21	101.35	113.60
85	AA	586	G	P-O5'-C5'	7.21	132.44	120.90
85	AA	1120	G	P-O3'-C3'	-7.21	111.05	119.70
85	AA	1996	A	C5-C6-N1	-7.21	114.10	117.70
5	A4	67	LEU	N-CA-CB	-7.21	95.98	110.40
34	BA	288	U	C6-N1-C2	-7.21	116.68	121.00
36	BC	15	G	P-O3'-C3'	7.21	128.35	119.70
38	BE	21	C	N3-C2-O2	-7.21	116.86	121.90
85	AA	906	U	O4'-C1'-N1	7.21	113.97	108.20
85	AA	1501	A	C5'-C4'-C3'	-7.21	104.47	116.00
85	AA	1534	A	P-O3'-C3'	-7.21	111.05	119.70
85	AA	1955	U	N1-C2-N3	7.21	119.22	114.90
34	BA	798	G	C3'-C2'-C1'	-7.21	95.74	101.50
38	BE	43	A	C5'-C4'-C3'	7.21	127.53	116.00
38	BE	180	G	C5'-C4'-C3'	-7.21	104.47	116.00
34	BA	140	C	C5'-C4'-C3'	-7.20	104.47	116.00
35	BB	45	A	C2-N3-C4	-7.20	107.00	110.60
35	BB	703	U	C5'-C4'-C3'	-7.20	104.47	116.00
35	BB	874	G	O4'-C1'-N9	7.20	113.96	108.20
40	BG	36	G	C3'-C2'-C1'	-7.20	95.74	101.50
85	AA	715	G	O4'-C4'-C3'	-7.20	96.80	104.00
85	AA	747	U	C1'-O4'-C4'	-7.20	104.14	109.90
34	BA	1766	G	O4'-C1'-N9	7.20	113.96	108.20
53	BT	165	LYS	CB-CA-C	-7.20	96.00	110.40
78	Bs	47	MET	CG-SD-CE	-7.20	88.68	100.20
34	BA	1742	G	C5-C6-O6	-7.20	124.28	128.60
35	BB	829	C	C5'-C4'-C3'	7.20	127.52	116.00
40	BG	84	U	P-O3'-C3'	-7.20	111.06	119.70
85	AA	21	U	C2'-C3'-O3'	7.20	125.34	109.50
85	AA	761	G	C4-N9-C1'	7.20	135.86	126.50
85	AA	1921	G	O4'-C4'-C3'	-7.20	96.80	104.00

Continued on next page...

Continued from previous page...

Mol	Chain	Res	Type	Atoms	Z	Observed(°)	Ideal(°)
7	A6	39	ARG	NE-CZ-NH1	7.20	123.90	120.30
23	AP	78	ASP	CB-CA-C	7.20	124.80	110.40
34	BA	384	U	C6-N1-C2	-7.20	116.68	121.00
34	BA	432	A	C5'-C4'-C3'	-7.20	104.48	116.00
35	BB	77	A	C5'-C4'-C3'	7.20	127.52	116.00
35	BB	1346	A	N1-C6-N6	7.20	122.92	118.60
35	BB	1465	U	P-O3'-C3'	7.20	128.34	119.70
40	BG	67	A	C1'-O4'-C4'	-7.20	104.14	109.90
67	Bh	122	THR	N-CA-C	-7.20	91.56	111.00
85	AA	189	G	N1-C6-O6	-7.20	115.58	119.90
85	AA	341	C	O4'-C1'-N1	7.20	113.96	108.20
85	AA	415	G	N1-C6-O6	7.20	124.22	119.90
85	AA	2160	U	P-O3'-C3'	7.20	128.34	119.70
34	BA	1707	C	N1-C2-N3	7.20	124.24	119.20
34	BA	252	A	C5'-C4'-C3'	-7.20	104.49	116.00
34	BA	1207	A	O4'-C1'-N9	7.20	113.96	108.20
35	BB	1522	G	C3'-C2'-C1'	-7.20	95.74	101.50
38	BE	162	U	P-O5'-C5'	7.20	132.41	120.90
40	BG	32	U	C5'-C4'-C3'	-7.20	104.49	116.00
40	BG	178	G	C8-N9-C1'	7.20	136.35	127.00
85	AA	908	C	P-O3'-C3'	-7.20	111.06	119.70
86	AB	25	C	O4'-C1'-N1	7.20	113.96	108.20
34	BA	126	G	C5-C6-O6	-7.19	124.28	128.60
34	BA	1101	A	C1'-O4'-C4'	-7.19	104.14	109.90
35	BB	798	A	C6-C5-N7	-7.19	127.26	132.30
35	BB	1306	G	O3'-P-O5'	-7.19	90.33	104.00
35	BB	1315	C	P-O5'-C5'	7.19	132.41	120.90
51	BR	133	HIS	CA-CB-CG	-7.19	101.37	113.60
82	Bw	103	ARG	NE-CZ-NH2	-7.19	116.70	120.30
2	A1	146	TYR	CB-CG-CD1	-7.19	116.68	121.00
34	BA	210	G	C4-N9-C1'	-7.19	117.15	126.50
34	BA	1663	U	N3-C2-O2	-7.19	117.17	122.20
35	BB	390	G	O4'-C1'-N9	7.19	113.95	108.20
35	BB	764	C	N3-C2-O2	-7.19	116.86	121.90
35	BB	802	G	N9-C1'-C2'	-7.19	104.09	112.00
35	BB	839	G	C5'-C4'-C3'	7.19	127.51	116.00
37	BD	50	A	C5'-C4'-C3'	7.19	127.51	116.00
41	BH	4	U	C6-N1-C1'	7.19	131.27	121.20
41	BH	35	G	C8-N9-C4	-7.19	103.52	106.40
41	BH	54	U	O4'-C1'-N1	7.19	113.95	108.20
80	Bu	134	THR	N-CA-CB	7.19	123.97	110.30
85	AA	41	G	C5'-C4'-C3'	-7.19	104.49	116.00

Continued on next page...

Continued from previous page...

Mol	Chain	Res	Type	Atoms	Z	Observed(°)	Ideal(°)
85	AA	400	G	C4-N9-C1'	-7.19	117.15	126.50
85	AA	814	G	C6-N1-C2	-7.19	120.78	125.10
85	AA	1989	A	C4-C5-C6	-7.19	113.40	117.00
23	AP	136	ARG	NE-CZ-NH1	7.19	123.89	120.30
34	BA	161	U	N3-C4-C5	-7.19	110.28	114.60
34	BA	201	A	C5'-C4'-C3'	-7.19	104.49	116.00
34	BA	365	A	C4'-C3'-C2'	7.19	109.79	102.60
34	BA	967	C	C3'-C2'-C1'	-7.19	95.75	101.50
34	BA	1476	G	C8-N9-C1'	7.19	136.35	127.00
34	BA	1485	U	N3-C2-O2	-7.19	117.17	122.20
36	BC	107	C	C1'-O4'-C4'	-7.19	104.15	109.90
40	BG	179	C	O4'-C1'-N1	7.19	113.95	108.20
85	AA	99	U	C2-N3-C4	-7.19	122.69	127.00
85	AA	145	C	O4'-C1'-N1	7.19	113.95	108.20
85	AA	815	G	N9-C4-C5	-7.19	102.52	105.40
85	AA	969	U	C6-N1-C2	-7.19	116.69	121.00
85	AA	1831	U	O4'-C1'-N1	7.19	113.95	108.20
85	AA	2071	U	C2-N1-C1'	-7.19	109.07	117.70
85	AA	2126	U	O4'-C1'-N1	7.19	113.95	108.20
34	BA	1070	G	P-O3'-C3'	-7.19	111.07	119.70
34	BA	1488	C	N1-C2-N3	-7.19	114.17	119.20
35	BB	1199	A	C5-C6-N6	7.19	129.45	123.70
85	AA	161	A	C5'-C4'-C3'	-7.19	104.50	116.00
85	AA	2113	U	C1'-O4'-C4'	-7.19	104.15	109.90
34	BA	110	C	C5-C6-N1	-7.19	117.41	121.00
34	BA	151	A	P-O5'-C5'	-7.19	109.40	120.90
34	BA	689	C	C5'-C4'-C3'	7.19	127.50	116.00
34	BA	1178	U	C5'-C4'-C3'	-7.19	104.50	116.00
34	BA	1231	C	O4'-C1'-N1	7.19	113.95	108.20
38	BE	6	A	C5'-C4'-C3'	-7.19	104.50	116.00
85	AA	614	U	C4'-C3'-C2'	-7.19	95.41	102.60
86	AB	13	C	C4'-C3'-C2'	-7.19	95.41	102.60
22	AO	84	ARG	NE-CZ-NH1	7.19	123.89	120.30
34	BA	1441	C	C6-N1-C2	-7.19	117.43	120.30
34	BA	1445	U	C6-N1-C1'	-7.19	111.14	121.20
85	AA	751	C	C4'-C3'-C2'	-7.19	95.41	102.60
11	AC	45	ARG	NE-CZ-NH1	7.18	123.89	120.30
34	BA	5	C	O4'-C1'-N1	7.18	113.95	108.20
34	BA	222	C	C2-N3-C4	-7.18	116.31	119.90
34	BA	502	U	C6-N1-C1'	7.18	131.26	121.20
34	BA	556	A	O4'-C1'-N9	7.18	113.95	108.20
34	BA	803	U	C2-N1-C1'	-7.18	109.08	117.70

Continued on next page...

Continued from previous page...

Mol	Chain	Res	Type	Atoms	Z	Observed(°)	Ideal(°)
34	BA	816	G	N1-C6-O6	7.18	124.21	119.90
34	BA	1538	G	C5'-C4'-C3'	7.18	127.50	116.00
35	BB	137	A	C4-C5-C6	-7.18	113.41	117.00
35	BB	1458	U	C2-N3-C4	-7.18	122.69	127.00
39	BF	65	U	C6-N1-C2	-7.18	116.69	121.00
85	AA	580	C	P-O3'-C3'	-7.18	111.08	119.70
85	AA	1876	U	C2-N1-C1'	-7.18	109.08	117.70
34	BA	436	U	C6-N1-C1'	7.18	131.25	121.20
34	BA	512	U	C2'-C3'-O3'	7.18	125.30	109.50
34	BA	536	C	C6-N1-C1'	7.18	129.42	120.80
34	BA	602	G	N1-C6-O6	7.18	124.21	119.90
34	BA	984	U	C2-N3-C4	-7.18	122.69	127.00
34	BA	1729	G	P-O3'-C3'	-7.18	111.08	119.70
35	BB	449	C	C2-N3-C4	-7.18	116.31	119.90
38	BE	149	A	N7-C8-N9	7.18	117.39	113.80
85	AA	1814	U	C2-N3-C4	-7.18	122.69	127.00
85	AA	1988	A	P-O3'-C3'	7.18	128.32	119.70
85	AA	2180	C	C5'-C4'-C3'	7.18	127.49	116.00
34	BA	251	U	C5'-C4'-C3'	-7.18	104.51	116.00
35	BB	804	U	P-O5'-C5'	-7.18	109.41	120.90
85	AA	771	A	C8-N9-C4	-7.18	102.93	105.80
34	BA	755	G	C3'-C2'-C1'	-7.18	95.76	101.50
34	BA	795	G	C5-C6-O6	-7.18	124.29	128.60
35	BB	580	A	C5'-C4'-C3'	7.18	127.49	116.00
35	BB	620	G	P-O3'-C3'	-7.18	111.08	119.70
42	BI	187	ARG	NE-CZ-NH2	-7.18	116.71	120.30
85	AA	642	G	C4-N9-C1'	-7.18	117.17	126.50
85	AA	681	G	O5'-C5'-C4'	7.18	125.34	111.70
24	AQ	76	THR	N-CA-C	7.18	130.38	111.00
34	BA	1579	G	O4'-C1'-C2'	-7.18	98.62	105.80
35	BB	673	C	O4'-C1'-N1	7.18	113.94	108.20
65	Bf	318	TYR	CB-CG-CD2	-7.18	116.69	121.00
77	Br	301	LYS	N-CA-CB	-7.18	97.68	110.60
34	BA	758	G	P-O5'-C5'	-7.18	109.42	120.90
34	BA	1053	U	P-O3'-C3'	7.18	128.31	119.70
34	BA	1402	C	O4'-C1'-N1	7.18	113.94	108.20
34	BA	1510	C	N1-C2-O2	7.18	123.20	118.90
34	BA	1826	C	C2-N3-C4	-7.18	116.31	119.90
36	BC	41	A	C5'-C4'-C3'	7.18	127.48	116.00
37	BD	119	U	O4'-C1'-N1	7.18	113.94	108.20
70	Bk	94	ARG	NE-CZ-NH2	-7.18	116.71	120.30
79	Bt	10	MET	CG-SD-CE	-7.18	88.72	100.20

Continued on next page...

Continued from previous page...

Mol	Chain	Res	Type	Atoms	Z	Observed(°)	Ideal(°)
85	AA	477	U	P-O3'-C3'	7.18	128.31	119.70
85	AA	1603	G	N1-C6-O6	7.18	124.21	119.90
34	BA	805	A	C4'-C3'-C2'	-7.17	95.42	102.60
34	BA	873	G	O4'-C1'-N9	7.17	113.94	108.20
35	BB	701	U	C6-N1-C2	-7.17	116.70	121.00
35	BB	1043	C	O5'-P-OP1	7.17	119.31	110.70
39	BF	38	C	C5-C6-N1	7.17	124.59	121.00
85	AA	406	U	O4'-C1'-N1	7.17	113.94	108.20
85	AA	595	A	O4'-C1'-N9	7.17	113.94	108.20
85	AA	1301	C	N3-C2-O2	-7.17	116.88	121.90
85	AA	2231	G	O3'-P-O5'	-7.17	90.37	104.00
35	BB	577	U	P-O5'-C5'	7.17	132.38	120.90
35	BB	1326	U	O4'-C1'-N1	7.17	113.94	108.20
39	BF	70	A	P-O3'-C3'	-7.17	111.09	119.70
41	BH	10	U	N3-C2-O2	-7.17	117.18	122.20
85	AA	163	C	N3-C4-N4	7.17	123.02	118.00
85	AA	269	G	N1-C6-O6	7.17	124.20	119.90
15	AG	121	ARG	NE-CZ-NH2	-7.17	116.71	120.30
34	BA	1172	C	O4'-C1'-C2'	7.17	114.05	107.60
35	BB	877	A	O4'-C1'-N9	7.17	113.94	108.20
38	BE	39	U	O4'-C1'-N1	7.17	113.94	108.20
38	BE	67	A	C1'-O4'-C4'	-7.17	104.16	109.90
41	BH	122	U	C6-N1-C1'	-7.17	111.16	121.20
61	Bb	76	ASP	CB-CG-OD2	7.17	124.75	118.30
85	AA	477	U	C2-N3-C4	-7.17	122.70	127.00
85	AA	1393	C	O4'-C1'-N1	7.17	113.94	108.20
85	AA	1647	G	C4'-C3'-C2'	-7.17	95.43	102.60
34	BA	377	G	N3-C2-N2	7.17	124.92	119.90
85	AA	861	G	C5'-C4'-C3'	-7.17	104.53	116.00
4	A3	224	ARG	NE-CZ-NH1	7.17	123.88	120.30
34	BA	696	A	O4'-C1'-N9	7.17	113.94	108.20
35	BB	483	C	N1-C1'-C2'	-7.17	104.11	112.00
35	BB	1208	G	O4'-C1'-N9	7.17	113.94	108.20
40	BG	102	G	C5-C6-N1	7.17	115.08	111.50
85	AA	980	U	O4'-C1'-N1	7.17	113.93	108.20
34	BA	1709	A	C3'-C2'-C1'	-7.17	95.77	101.50
35	BB	1089	A	C8-N9-C4	7.17	108.67	105.80
35	BB	1209	A	N1-C6-N6	7.17	122.90	118.60
35	BB	1425	A	C8-N9-C4	7.17	108.67	105.80
38	BE	196	C	N3-C4-N4	-7.17	112.98	118.00
39	BF	12	U	C6-N1-C1'	-7.17	111.17	121.20
40	BG	137	G	C5-C6-N1	7.17	115.08	111.50

Continued on next page...

Continued from previous page...

Mol	Chain	Res	Type	Atoms	Z	Observed(°)	Ideal(°)
47	BN	9	PRO	N-CA-CB	-7.17	94.70	103.30
81	Bv	105	ARG	NE-CZ-NH1	7.17	123.88	120.30
85	AA	767	A	P-O5'-C5'	7.17	132.37	120.90
85	AA	975	G	C5'-C4'-C3'	-7.17	104.53	116.00
34	BA	1458	A	N1-C6-N6	7.17	122.90	118.60
35	BB	1161	G	N9-C1'-C2'	-7.17	104.12	112.00
85	AA	291	G	N9-C1'-C2'	-7.17	104.12	112.00
85	AA	391	G	O4'-C1'-N9	7.17	113.93	108.20
85	AA	483	G	C5'-C4'-O4'	7.17	117.70	109.10
85	AA	1892	G	C5'-C4'-C3'	-7.17	104.54	116.00
34	BA	19	G	N1-C6-O6	-7.16	115.60	119.90
34	BA	996	U	P-O5'-C5'	7.16	132.36	120.90
35	BB	830	G	C3'-C2'-C1'	-7.16	95.77	101.50
35	BB	1348	C	C1'-O4'-C4'	-7.16	104.17	109.90
40	BG	33	G	N1-C2-N3	-7.16	119.60	123.90
85	AA	919	U	C6-N1-C1'	-7.16	111.17	121.20
85	AA	2249	U	C5'-C4'-C3'	-7.16	104.54	116.00
35	BB	1435	G	C5-C6-O6	-7.16	124.30	128.60
85	AA	13	U	P-O3'-C3'	-7.16	111.11	119.70
85	AA	496	C	C6-N1-C1'	7.16	129.39	120.80
85	AA	1192	C	P-O5'-C5'	-7.16	109.44	120.90
34	BA	112	C	C2-N3-C4	-7.16	116.32	119.90
34	BA	512	U	C6-N1-C2	-7.16	116.70	121.00
34	BA	722	A	P-O3'-C3'	7.16	128.29	119.70
34	BA	1280	A	C6-N1-C2	-7.16	114.30	118.60
34	BA	1426	A	C5'-C4'-C3'	-7.16	104.54	116.00
35	BB	750	G	C4-N9-C1'	-7.16	117.19	126.50
35	BB	1291	G	C4-N9-C1'	-7.16	117.19	126.50
35	BB	1376	G	O5'-C5'-C4'	-7.16	98.09	111.70
35	BB	1514	G	C5'-C4'-C3'	-7.16	104.54	116.00
38	BE	109	C	O4'-C1'-N1	7.16	113.93	108.20
42	BI	13	ARG	NE-CZ-NH2	-7.16	116.72	120.30
53	BT	38	ARG	CA-CB-CG	7.16	129.15	113.40
65	Bf	170	TYR	N-CA-C	-7.16	91.67	111.00
85	AA	696	G	N3-C2-N2	-7.16	114.89	119.90
85	AA	1735	U	C3'-C2'-C1'	-7.16	95.77	101.50
85	AA	2154	C	O3'-P-O5'	-7.16	90.40	104.00
21	AM	143	ARG	NE-CZ-NH1	7.16	123.88	120.30
34	BA	62	A	N9-C1'-C2'	-7.16	104.13	112.00
34	BA	605	G	C4-C5-C6	7.16	123.09	118.80
34	BA	684	G	C5'-C4'-C3'	7.16	127.45	116.00
34	BA	867	C	N1-C2-O2	7.16	123.19	118.90

Continued on next page...

Continued from previous page...

Mol	Chain	Res	Type	Atoms	Z	Observed(°)	Ideal(°)
34	BA	1226	G	C4-N9-C1'	-7.16	117.19	126.50
35	BB	59	U	C4'-C3'-C2'	-7.16	95.44	102.60
35	BB	877	A	C3'-C2'-C1'	-7.16	95.77	101.50
35	BB	910	C	C6-N1-C2	-7.16	117.44	120.30
35	BB	1118	G	C1'-O4'-C4'	-7.16	104.17	109.90
35	BB	1261	U	C5'-C4'-C3'	7.16	127.45	116.00
35	BB	1483	A	N7-C8-N9	7.16	117.38	113.80
77	Br	333	GLN	N-CA-CB	-7.16	97.72	110.60
85	AA	1486	G	P-O3'-C3'	-7.16	111.11	119.70
85	AA	1599	G	P-O3'-C3'	-7.16	111.11	119.70
86	AB	9	A	P-O3'-C3'	-7.16	111.11	119.70
34	BA	82	A	C8-N9-C4	7.16	108.66	105.80
34	BA	290	G	O5'-P-OP2	-7.16	99.26	105.70
41	BH	66	G	C3'-C2'-C1'	-7.16	95.78	101.50
85	AA	1105	G	N1-C2-N2	-7.16	109.76	116.20
34	BA	568	G	C8-N9-C1'	7.16	136.30	127.00
34	BA	988	U	C2-N1-C1'	-7.16	109.11	117.70
35	BB	271	C	C6-N1-C2	-7.16	117.44	120.30
38	BE	54	U	O4'-C1'-N1	7.16	113.92	108.20
53	BT	63	TRP	N-CA-CB	7.16	123.48	110.60
73	Bn	72	ARG	CD-NE-CZ	-7.16	113.58	123.60
85	AA	655	U	C3'-C2'-C1'	-7.16	95.78	101.50
85	AA	1032	U	C1'-O4'-C4'	-7.16	104.17	109.90
85	AA	1328	U	O4'-C1'-N1	7.16	113.92	108.20
35	BB	899	C	C2-N1-C1'	-7.15	110.93	118.80
35	BB	1337	C	C2-N3-C4	-7.15	116.32	119.90
41	BH	13	C	P-O3'-C3'	-7.15	111.12	119.70
85	AA	1896	G	C8-N9-C4	-7.15	103.54	106.40
34	BA	26	C	C2-N3-C4	-7.15	116.32	119.90
34	BA	223	U	C6-N1-C1'	7.15	131.21	121.20
34	BA	486	G	C5'-C4'-C3'	7.15	127.45	116.00
34	BA	1593	U	N3-C2-O2	-7.15	117.19	122.20
35	BB	29	C	C3'-C2'-C1'	-7.15	95.78	101.50
35	BB	1227	G	O3'-P-O5'	7.15	117.59	104.00
40	BG	5	G	P-O3'-C3'	-7.15	111.12	119.70
40	BG	13	A	C3'-C2'-C1'	-7.15	95.78	101.50
85	AA	107	A	C5'-C4'-O4'	7.15	117.68	109.10
85	AA	405	C	P-O5'-C5'	7.15	132.34	120.90
85	AA	1249	U	O4'-C1'-N1	7.15	113.92	108.20
85	AA	2202	G	C6-N1-C2	-7.15	120.81	125.10
8	A7	46	ASN	N-CA-C	-7.15	91.69	111.00
25	AR	50	ILE	CA-C-N	-7.15	101.47	117.20

Continued on next page...

Continued from previous page...

Mol	Chain	Res	Type	Atoms	Z	Observed(°)	Ideal(°)
34	BA	689	C	C5-C4-N4	-7.15	115.19	120.20
34	BA	1293	A	C5-C6-N1	7.15	121.28	117.70
34	BA	1454	G	N3-C4-C5	7.15	132.18	128.60
35	BB	88	U	C1'-O4'-C4'	-7.15	104.18	109.90
35	BB	1117	G	C3'-C2'-C1'	-7.15	95.78	101.50
37	BD	93	G	O4'-C1'-N9	7.15	113.92	108.20
40	BG	14	G	N9-C1'-C2'	-7.15	104.14	112.00
35	BB	1108	G	N3-C4-C5	-7.15	125.03	128.60
35	BB	1400	C	P-O5'-C5'	7.15	132.34	120.90
85	AA	588	G	C8-N9-C1'	7.15	136.29	127.00
85	AA	929	G	C2'-C3'-O3'	7.15	125.23	109.50
34	BA	34	U	N3-C2-O2	-7.15	117.20	122.20
34	BA	1026	C	N3-C2-O2	-7.15	116.90	121.90
34	BA	1837	U	N3-C2-O2	-7.15	117.20	122.20
35	BB	288	C	O4'-C1'-N1	7.15	113.92	108.20
35	BB	541	U	C5-C4-O4	-7.15	121.61	125.90
35	BB	1508	G	O4'-C1'-N9	7.15	113.92	108.20
37	BD	31	U	C5'-C4'-C3'	-7.15	104.56	116.00
38	BE	153	C	C6-N1-C1'	7.15	129.38	120.80
51	BR	56	ARG	NE-CZ-NH2	-7.15	116.73	120.30
65	Bf	432	LYS	N-CA-CB	-7.15	97.73	110.60
31	AX	152	ARG	NE-CZ-NH2	-7.15	116.73	120.30
34	BA	821	G	N1-C6-O6	7.15	124.19	119.90
35	BB	103	C	O4'-C1'-N1	7.15	113.92	108.20
85	AA	730	G	N3-C2-N2	-7.15	114.90	119.90
85	AA	1954	C	P-O3'-C3'	-7.15	111.12	119.70
34	BA	1550	G	C4-N9-C1'	-7.14	117.21	126.50
34	BA	1618	A	P-O3'-C3'	7.14	128.27	119.70
57	BX	91	THR	CA-CB-CG2	-7.14	102.40	112.40
67	Bh	64	ARG	N-CA-CB	7.14	123.46	110.60
85	AA	466	A	N3-C4-C5	7.14	131.80	126.80
85	AA	2213	A	C5'-C4'-C3'	7.14	127.43	116.00
34	BA	1231	C	C6-N1-C2	-7.14	117.44	120.30
34	BA	1277	G	C1'-O4'-C4'	-7.14	104.19	109.90
34	BA	1332	U	O4'-C1'-N1	7.14	113.91	108.20
35	BB	524	C	C1'-O4'-C4'	-7.14	104.19	109.90
35	BB	577	U	C5'-C4'-C3'	-7.14	104.57	116.00
85	AA	365	G	P-O3'-C3'	-7.14	111.13	119.70
86	AB	40	C	O4'-C1'-N1	7.14	113.92	108.20
34	BA	315	U	O5'-P-OP2	7.14	119.27	110.70
34	BA	1502	G	O4'-C1'-N9	7.14	113.91	108.20
35	BB	519	A	N1-C6-N6	7.14	122.89	118.60

Continued on next page...

Continued from previous page...

Mol	Chain	Res	Type	Atoms	Z	Observed(°)	Ideal(°)
3	A2	174	TYR	CB-CG-CD2	-7.14	116.72	121.00
34	BA	622	G	C5'-C4'-C3'	-7.14	104.58	116.00
34	BA	868	C	N3-C4-C5	7.14	124.76	121.90
34	BA	1501	U	P-O3'-C3'	-7.14	111.13	119.70
34	BA	1598	U	C4'-C3'-C2'	-7.14	95.46	102.60
34	BA	1635	A	C1'-O4'-C4'	-7.14	104.19	109.90
34	BA	1654	G	O4'-C1'-C2'	7.14	114.03	107.60
35	BB	879	G	N1-C2-N2	-7.14	109.77	116.20
38	BE	58	U	C2-N3-C4	-7.14	122.72	127.00
72	Bm	30	ARG	NE-CZ-NH1	7.14	123.87	120.30
80	Bu	263	ARG	NE-CZ-NH1	7.14	123.87	120.30
85	AA	100	A	O4'-C4'-C3'	7.14	111.81	106.10
85	AA	487	G	O5'-C5'-C4'	-7.14	98.13	111.70
85	AA	491	G	O4'-C1'-N9	7.14	113.91	108.20
85	AA	2199	G	C5-C6-O6	-7.14	124.32	128.60
34	BA	295	G	C8-N9-C1'	-7.14	117.72	127.00
35	BB	513	G	O5'-C5'-C4'	-7.14	98.14	111.70
35	BB	608	A	P-O3'-C3'	-7.14	111.14	119.70
85	AA	158	C	C2-N1-C1'	-7.14	110.95	118.80
6	A5	160	ARG	CB-CA-C	7.14	124.67	110.40
34	BA	1166	A	C3'-C2'-C1'	-7.14	95.79	101.50
35	BB	544	C	C6-N1-C1'	7.14	129.37	120.80
35	BB	983	C	C3'-C2'-C1'	-7.14	95.79	101.50
36	BC	8	C	O4'-C1'-N1	7.14	113.91	108.20
36	BC	131	C	C5'-C4'-O4'	7.14	117.67	109.10
37	BD	64	A	C5-C6-N6	-7.14	117.99	123.70
38	BE	29	C	O4'-C1'-N1	7.14	113.91	108.20
59	BZ	71	TYR	CB-CG-CD1	7.14	125.28	121.00
85	AA	234	G	C5-C6-O6	-7.14	124.32	128.60
85	AA	1278	C	P-O3'-C3'	-7.14	111.14	119.70
35	BB	1473	U	C3'-C2'-C1'	-7.13	95.79	101.50
37	BD	108	G	C5'-C4'-O4'	7.13	117.66	109.10
34	BA	554	A	O4'-C1'-N9	7.13	113.91	108.20
34	BA	1429	A	C5'-C4'-C3'	-7.13	104.59	116.00
35	BB	505	G	N1-C2-N2	-7.13	109.78	116.20
63	Bd	29	MET	N-CA-C	-7.13	91.74	111.00
85	AA	510	A	O3'-P-O5'	-7.13	90.45	104.00
85	AA	1714	G	P-O5'-C5'	-7.13	109.49	120.90
85	AA	1928	A	C8-N9-C4	7.13	108.65	105.80
34	BA	130	U	P-O5'-C5'	7.13	132.31	120.90
34	BA	228	A	C4'-C3'-C2'	-7.13	95.47	102.60
34	BA	413	A	C3'-C2'-C1'	-7.13	95.80	101.50

Continued on next page...

Continued from previous page...

Mol	Chain	Res	Type	Atoms	Z	Observed(°)	Ideal(°)
35	BB	7	C	N3-C4-N4	-7.13	113.01	118.00
35	BB	822	G	C5'-C4'-C3'	7.13	127.41	116.00
35	BB	1244	U	N1-C1'-C2'	-7.13	104.16	112.00
35	BB	1453	G	N3-C4-N9	-7.13	121.72	126.00
36	BC	70	C	O4'-C1'-C2'	7.13	114.02	107.60
85	AA	548	G	C8-N9-C1'	7.13	136.27	127.00
34	BA	381	A	C4'-C3'-C2'	7.13	109.73	102.60
34	BA	611	A	C2-N3-C4	-7.13	107.03	110.60
35	BB	8	U	C2-N3-C4	-7.13	122.72	127.00
40	BG	181	C	O4'-C4'-C3'	-7.13	96.87	104.00
85	AA	244	G	P-O3'-C3'	-7.13	111.14	119.70
34	BA	76	U	C5-C6-N1	-7.13	119.14	122.70
34	BA	228	A	C5'-C4'-C3'	-7.13	104.59	116.00
34	BA	841	G	P-O3'-C3'	-7.13	111.15	119.70
34	BA	991	U	C4'-C3'-C2'	7.13	109.73	102.60
34	BA	1254	C	P-O3'-C3'	-7.13	111.14	119.70
34	BA	1535	G	C6-N1-C2	-7.13	120.82	125.10
35	BB	844	G	C3'-C2'-C1'	-7.13	95.80	101.50
36	BC	121	G	C1'-O4'-C4'	-7.13	104.20	109.90
38	BE	135	A	OP1-P-OP2	-7.13	108.91	119.60
42	BI	101	ARG	NE-CZ-NH2	-7.13	116.73	120.30
85	AA	106	G	O4'-C1'-N9	7.13	113.90	108.20
85	AA	527	A	C4'-C3'-C2'	-7.13	95.47	102.60
85	AA	594	C	C3'-C2'-C1'	-7.13	95.80	101.50
85	AA	680	U	C4'-C3'-C2'	-7.13	95.47	102.60
85	AA	1126	G	N1-C6-O6	-7.13	115.62	119.90
34	BA	163	G	N1-C6-O6	7.13	124.18	119.90
34	BA	186	G	C5'-C4'-C3'	-7.13	104.60	116.00
34	BA	1355	G	N1-C6-O6	7.13	124.18	119.90
34	BA	1747	C	C6-N1-C2	-7.13	117.45	120.30
35	BB	384	A	C8-N9-C1'	-7.13	114.87	127.70
35	BB	773	G	C8-N9-C1'	7.13	136.26	127.00
36	BC	37	U	C3'-C2'-C1'	-7.13	95.80	101.50
36	BC	169	G	C2'-C3'-O3'	7.13	125.18	109.50
38	BE	18	U	C2'-C3'-O3'	7.13	125.18	109.50
40	BG	46	G	C8-N9-C1'	7.13	136.26	127.00
85	AA	692	U	C2-N1-C1'	-7.13	109.15	117.70
85	AA	1012	C	O4'-C1'-N1	7.13	113.90	108.20
85	AA	1176	C	C6-N1-C2	-7.13	117.45	120.30
85	AA	1420	U	O4'-C1'-N1	7.13	113.90	108.20
85	AA	1448	A	C5-C6-N1	7.13	121.26	117.70
85	AA	1495	G	C3'-C2'-C1'	-7.13	95.80	101.50

Continued on next page...

Continued from previous page...

Mol	Chain	Res	Type	Atoms	Z	Observed(°)	Ideal(°)
34	BA	181	G	C5-C6-O6	-7.12	124.33	128.60
35	BB	736	G	C6-N1-C2	-7.12	120.83	125.10
37	BD	118	C	C2-N1-C1'	-7.12	110.96	118.80
85	AA	819	G	C8-N9-C4	-7.12	103.55	106.40
85	AA	1089	G	P-O3'-C3'	-7.12	111.15	119.70
85	AA	1472	G	C4-N9-C1'	-7.12	117.24	126.50
85	AA	1978	G	P-O3'-C3'	7.12	128.25	119.70
85	AA	2103	C	OP1-P-OP2	-7.12	108.91	119.60
85	AA	2244	G	C4-N9-C1'	7.12	135.76	126.50
34	BA	803	U	C4'-C3'-C2'	-7.12	95.48	102.60
34	BA	1489	U	N1-C1'-C2'	-7.12	104.16	112.00
34	BA	395	G	N1-C6-O6	-7.12	115.63	119.90
34	BA	615	A	O4'-C1'-N9	7.12	113.90	108.20
35	BB	855	G	O4'-C1'-N9	7.12	113.90	108.20
38	BE	116	U	C5'-C4'-C3'	-7.12	104.60	116.00
53	BT	109	TYR	CB-CG-CD2	-7.12	116.73	121.00
66	Bg	79	HIS	CA-CB-CG	-7.12	101.49	113.60
85	AA	372	U	N1-C1'-C2'	-7.12	104.17	112.00
85	AA	793	C	O4'-C1'-N1	7.12	113.90	108.20
85	AA	2199	G	N1-C2-N2	-7.12	109.79	116.20
1	A0	26	ARG	NE-CZ-NH2	-7.12	116.74	120.30
34	BA	1121	U	O4'-C1'-N1	7.12	113.90	108.20
34	BA	1144	A	N1-C6-N6	-7.12	114.33	118.60
34	BA	1337	A	C4-N9-C1'	-7.12	113.48	126.30
34	BA	1542	A	N1-C6-N6	7.12	122.87	118.60
34	BA	1751	C	C6-N1-C2	-7.12	117.45	120.30
35	BB	459	U	P-O3'-C3'	-7.12	111.16	119.70
85	AA	656	U	C2-N1-C1'	7.12	126.24	117.70
16	AH	77	ARG	NE-CZ-NH1	7.12	123.86	120.30
34	BA	1063	G	N1-C6-O6	-7.12	115.63	119.90
34	BA	1145	U	C2-N1-C1'	-7.12	109.16	117.70
34	BA	1432	C	P-O3'-C3'	-7.12	111.16	119.70
34	BA	1659	G	O5'-P-OP1	-7.12	99.29	105.70
34	BA	1698	C	N1-C1'-C2'	-7.12	104.17	112.00
34	BA	1782	C	P-O3'-C3'	-7.12	111.16	119.70
40	BG	112	C	C4'-C3'-C2'	7.12	109.72	102.60
85	AA	173	A	C8-N9-C4	-7.12	102.95	105.80
85	AA	549	A	C8-N9-C1'	7.12	140.51	127.70
85	AA	1715	C	C6-N1-C2	-7.12	117.45	120.30
11	AC	153	MET	CG-SD-CE	-7.12	88.81	100.20
34	BA	1337	A	C8-N9-C4	7.12	108.65	105.80
47	BN	14	ARG	NE-CZ-NH2	7.12	123.86	120.30

Continued on next page...

Continued from previous page...

Mol	Chain	Res	Type	Atoms	Z	Observed(°)	Ideal(°)
34	BA	531	C	C6-N1-C2	-7.12	117.45	120.30
34	BA	668	G	C8-N9-C4	-7.12	103.55	106.40
34	BA	720	A	C5-C6-N6	-7.12	118.01	123.70
39	BF	27	G	P-O3'-C3'	7.12	128.24	119.70
40	BG	151	A	P-O3'-C3'	-7.12	111.16	119.70
41	BH	135	U	C6-N1-C2	-7.12	116.73	121.00
85	AA	39	A	C5'-C4'-O4'	7.12	117.64	109.10
85	AA	205	A	N1-C6-N6	-7.12	114.33	118.60
85	AA	667	A	C8-N9-C4	7.12	108.65	105.80
85	AA	1191	G	C8-N9-C1'	7.12	136.25	127.00
34	BA	465	A	C5'-C4'-O4'	7.11	117.64	109.10
34	BA	579	U	C2-N3-C4	-7.11	122.73	127.00
35	BB	370	A	C4'-C3'-C2'	7.11	109.71	102.60
35	BB	387	G	N7-C8-N9	7.11	116.66	113.10
35	BB	451	A	C8-N9-C4	7.11	108.65	105.80
35	BB	1330	A	P-O5'-C5'	-7.11	109.52	120.90
35	BB	1369	A	O4'-C1'-N9	7.11	113.89	108.20
36	BC	49	G	N1-C2-N2	-7.11	109.80	116.20
38	BE	116	U	C6-N1-C1'	7.11	131.16	121.20
41	BH	20	A	C4-N9-C1'	-7.11	113.50	126.30
77	Br	92	GLY	C-N-CA	7.11	139.48	121.70
85	AA	727	U	O4'-C1'-N1	7.11	113.89	108.20
85	AA	917	A	C5'-C4'-C3'	-7.11	104.62	116.00
85	AA	2121	G	O4'-C1'-N9	7.11	113.89	108.20
34	BA	1193	A	C6-N1-C2	-7.11	114.33	118.60
35	BB	653	G	O4'-C4'-C3'	-7.11	96.89	104.00
38	BE	196	C	O4'-C1'-C2'	7.11	114.00	107.60
68	Bi	99	HIS	C-N-CA	7.11	139.48	121.70
73	Bn	68	LYS	N-CA-CB	-7.11	97.80	110.60
85	AA	355	G	C5-C6-O6	-7.11	124.33	128.60
85	AA	2241	C	C5-C4-N4	7.11	125.18	120.20
34	BA	589	A	C1'-O4'-C4'	-7.11	104.21	109.90
34	BA	829	U	C5'-C4'-C3'	-7.11	104.62	116.00
34	BA	1075	U	N3-C2-O2	-7.11	117.22	122.20
34	BA	1267	A	C3'-C2'-C1'	7.11	107.19	101.50
34	BA	1311	G	N3-C2-N2	7.11	124.88	119.90
34	BA	1521	C	C3'-C2'-C1'	-7.11	95.81	101.50
34	BA	1594	G	C5-C6-O6	-7.11	124.33	128.60
34	BA	1676	A	C4'-C3'-C2'	7.11	109.71	102.60
35	BB	677	U	C5'-C4'-O4'	7.11	117.63	109.10
35	BB	999	G	C5-C6-N1	7.11	115.06	111.50
36	BC	160	C	C6-N1-C1'	7.11	129.33	120.80

Continued on next page...

Continued from previous page...

Mol	Chain	Res	Type	Atoms	Z	Observed(°)	Ideal(°)
40	BG	128	U	C1'-O4'-C4'	-7.11	104.21	109.90
56	BW	44	TYR	CB-CG-CD1	7.11	125.27	121.00
85	AA	597	A	C4'-C3'-C2'	-7.11	95.49	102.60
34	BA	175	G	C8-N9-C1'	7.11	136.24	127.00
35	BB	152	G	C5-C6-O6	-7.11	124.33	128.60
36	BC	130	U	C6-N1-C1'	-7.11	111.25	121.20
34	BA	944	G	O4'-C1'-C2'	7.11	114.00	107.60
34	BA	1464	C	C2-N1-C1'	-7.11	110.98	118.80
35	BB	58	G	C8-N9-C4	7.11	109.24	106.40
35	BB	689	C	N3-C2-O2	-7.11	116.92	121.90
36	BC	123	G	N9-C4-C5	7.11	108.24	105.40
39	BF	34	C	N3-C2-O2	-7.11	116.92	121.90
40	BG	21	C	OP2-P-O3'	7.11	120.84	105.20
85	AA	2130	G	O4'-C1'-N9	7.11	113.89	108.20
34	BA	7	U	C3'-C2'-C1'	-7.11	95.82	101.50
34	BA	214	A	C4'-C3'-C2'	-7.11	95.49	102.60
34	BA	681	G	C8-N9-C4	7.11	109.24	106.40
34	BA	1632	G	C5'-C4'-O4'	7.11	117.63	109.10
34	BA	1718	C	P-O3'-C3'	-7.11	111.17	119.70
44	BK	7	ARG	NE-CZ-NH1	7.11	123.85	120.30
55	BV	90	PHE	CB-CG-CD2	-7.11	115.83	120.80
58	BY	64	ARG	N-CA-CB	7.11	123.39	110.60
85	AA	65	A	P-O3'-C3'	7.11	128.23	119.70
85	AA	117	C	C5'-C4'-C3'	-7.11	104.63	116.00
85	AA	153	C	C1'-O4'-C4'	-7.11	104.22	109.90
85	AA	492	C	N3-C4-N4	-7.11	113.03	118.00
85	AA	898	A	C4'-C3'-C2'	-7.11	95.49	102.60
85	AA	1553	G	N1-C6-O6	7.11	124.16	119.90
85	AA	1822	G	C3'-C2'-C1'	-7.11	95.82	101.50
85	AA	2164	G	N1-C6-O6	7.11	124.16	119.90
34	BA	50	G	N1-C6-O6	-7.10	115.64	119.90
34	BA	596	G	C4-C5-N7	7.10	113.64	110.80
34	BA	1205	A	C5-C6-N6	7.10	129.38	123.70
35	BB	555	G	C5'-C4'-O4'	7.10	117.62	109.10
35	BB	800	U	P-O3'-C3'	7.10	128.22	119.70
35	BB	1539	C	O4'-C1'-N1	7.10	113.88	108.20
40	BG	14	G	C5'-C4'-O4'	-7.10	100.58	109.10
85	AA	1633	A	N1-C6-N6	7.10	122.86	118.60
34	BA	259	C	C3'-C2'-C1'	-7.10	95.82	101.50
34	BA	1039	G	C4-N9-C1'	-7.10	117.27	126.50
34	BA	1223	C	C2-N3-C4	7.10	123.45	119.90
34	BA	1450	G	C4-N9-C1'	-7.10	117.27	126.50

Continued on next page...

Continued from previous page...

Mol	Chain	Res	Type	Atoms	Z	Observed(°)	Ideal(°)
34	BA	1676	A	C8-N9-C4	7.10	108.64	105.80
35	BB	362	A	O4'-C1'-N9	7.10	113.88	108.20
35	BB	978	C	O4'-C1'-N1	7.10	113.88	108.20
85	AA	913	U	P-O3'-C3'	-7.10	111.18	119.70
85	AA	1116	G	N3-C2-N2	7.10	124.87	119.90
85	AA	545	A	O4'-C1'-N9	7.10	113.88	108.20
85	AA	1254	A	C8-N9-C4	7.10	108.64	105.80
34	BA	47	U	C2-N1-C1'	-7.10	109.18	117.70
34	BA	485	C	P-O3'-C3'	7.10	128.22	119.70
34	BA	603	U	C5-C4-O4	-7.10	121.64	125.90
34	BA	657	C	O5'-C5'-C4'	7.10	125.19	111.70
35	BB	566	A	C6-N1-C2	-7.10	114.34	118.60
35	BB	1203	C	C4'-C3'-C2'	-7.10	95.50	102.60
85	AA	1922	A	O4'-C1'-N9	-7.10	102.52	108.20
85	AA	2176	U	P-O5'-C5'	7.10	132.26	120.90
34	BA	3	G	P-O5'-C5'	-7.10	109.54	120.90
34	BA	94	G	C5-C6-O6	7.10	132.86	128.60
34	BA	163	G	C5-C6-O6	-7.10	124.34	128.60
34	BA	400	A	C4'-C3'-C2'	7.10	109.70	102.60
34	BA	1114	G	N3-C2-N2	7.10	124.87	119.90
34	BA	1535	G	N9-C1'-C2'	-7.10	104.19	112.00
34	BA	1844	U	P-O3'-C3'	-7.10	111.18	119.70
35	BB	3	C	C5-C6-N1	7.10	124.55	121.00
35	BB	810	G	N1-C6-O6	-7.10	115.64	119.90
35	BB	842	G	C5'-C4'-C3'	7.10	127.35	116.00
36	BC	147	G	C1'-O4'-C4'	-7.10	104.22	109.90
40	BG	117	C	C1'-O4'-C4'	-7.10	104.22	109.90
85	AA	98	U	O4'-C1'-N1	7.10	113.88	108.20
85	AA	1847	U	P-O3'-C3'	7.10	128.22	119.70
34	BA	326	A	C5'-C4'-O4'	7.10	117.61	109.10
35	BB	463	C	C1'-O4'-C4'	-7.10	104.22	109.90
35	BB	877	A	C2-N3-C4	7.10	114.15	110.60
35	BB	1187	G	N1-C2-N3	7.10	128.16	123.90
35	BB	1454	G	P-O5'-C5'	7.10	132.25	120.90
36	BC	50	C	P-O3'-C3'	-7.10	111.19	119.70
34	BA	884	G	C5-C6-O6	-7.09	124.34	128.60
34	BA	1630	A	O3'-P-O5'	7.09	117.48	104.00
35	BB	677	U	C5'-C4'-C3'	-7.09	104.65	116.00
35	BB	798	A	P-O3'-C3'	7.09	128.21	119.70
37	BD	29	C	O4'-C1'-N1	7.09	113.88	108.20
38	BE	113	C	C4'-C3'-C2'	-7.09	95.51	102.60
38	BE	119	U	C2-N1-C1'	-7.09	109.19	117.70

Continued on next page...

Continued from previous page...

Mol	Chain	Res	Type	Atoms	Z	Observed(°)	Ideal(°)
85	AA	413	G	C3'-C2'-C1'	-7.09	95.82	101.50
85	AA	1727	U	O3'-P-O5'	7.09	117.48	104.00
85	AA	1891	U	C2-N1-C1'	-7.09	109.19	117.70
35	BB	952	U	O4'-C1'-N1	7.09	113.87	108.20
85	AA	1314	C	P-O3'-C3'	7.09	128.21	119.70
85	AA	1728	G	C6-C5-N7	-7.09	126.14	130.40
34	BA	314	A	O4'-C1'-N9	7.09	113.87	108.20
34	BA	644	C	N3-C4-N4	7.09	122.97	118.00
35	BB	366	G	C5'-C4'-C3'	-7.09	104.66	116.00
35	BB	784	C	O5'-C5'-C4'	-7.09	98.23	111.70
37	BD	107	G	C4-N9-C1'	-7.09	117.28	126.50
85	AA	362	G	C5-C6-O6	-7.09	124.34	128.60
85	AA	2056	C	O3'-P-O5'	-7.09	90.53	104.00
34	BA	37	A	O4'-C1'-N9	7.09	113.87	108.20
35	BB	1040	C	O4'-C1'-N1	7.09	113.87	108.20
35	BB	1452	U	C4'-C3'-C2'	7.09	109.69	102.60
37	BD	98	G	O3'-P-O5'	-7.09	90.53	104.00
47	BN	40	ARG	NE-CZ-NH1	7.09	123.84	120.30
85	AA	75	U	C6-N1-C2	-7.09	116.75	121.00
85	AA	1097	G	C8-N9-C1'	7.09	136.22	127.00
85	AA	1373	U	C3'-C2'-C1'	-7.09	95.83	101.50
6	A5	164	TYR	CB-CG-CD2	-7.09	116.75	121.00
34	BA	556	A	C5-C6-N6	-7.09	118.03	123.70
52	BS	156	ARG	NE-CZ-NH1	7.09	123.84	120.30
85	AA	2078	A	P-O5'-C5'	7.09	132.24	120.90
31	AX	189	ARG	NE-CZ-NH1	7.09	123.84	120.30
34	BA	800	G	P-O3'-C3'	-7.09	111.20	119.70
34	BA	810	A	N9-C1'-C2'	-7.09	104.20	112.00
35	BB	1170	U	P-O3'-C3'	7.09	128.20	119.70
38	BE	159	A	O4'-C1'-N9	7.09	113.87	108.20
73	Bn	24	ARG	NE-CZ-NH1	7.09	123.84	120.30
84	By	6	HIS	C-N-CA	7.09	139.42	121.70
85	AA	436	G	C4-N9-C1'	-7.09	117.29	126.50
85	AA	1210	U	N1-C2-O2	7.09	127.76	122.80
85	AA	1957	C	O4'-C1'-N1	7.09	113.87	108.20
86	AB	13	C	C2-N3-C4	7.09	123.44	119.90
35	BB	441	G	C3'-C2'-C1'	-7.08	95.83	101.50
35	BB	1248	A	P-O3'-C3'	-7.08	111.20	119.70
85	AA	1279	A	P-O5'-C5'	7.08	132.24	120.90
85	AA	1760	C	O4'-C1'-N1	7.08	113.87	108.20
34	BA	1696	G	C1'-O4'-C4'	-7.08	104.23	109.90
35	BB	1076	U	C2-N3-C4	-7.08	122.75	127.00

Continued on next page...

Continued from previous page...

Mol	Chain	Res	Type	Atoms	Z	Observed(°)	Ideal(°)
35	BB	1191	G	C5-C6-O6	-7.08	124.35	128.60
35	BB	1292	G	N1-C6-O6	-7.08	115.65	119.90
40	BG	102	G	C8-N9-C4	-7.08	103.57	106.40
85	AA	429	G	C5-C6-O6	-7.08	124.35	128.60
85	AA	431	G	C4-N9-C1'	-7.08	117.29	126.50
85	AA	767	A	N9-C1'-C2'	-7.08	104.21	112.00
85	AA	1046	C	O4'-C1'-N1	7.08	113.87	108.20
85	AA	1119	A	C3'-C2'-C1'	-7.08	95.83	101.50
85	AA	1840	C	C2-N1-C1'	-7.08	111.01	118.80
85	AA	1978	G	C4-C5-C6	-7.08	114.55	118.80
34	BA	73	G	O4'-C1'-N9	7.08	113.87	108.20
34	BA	1233	U	C4'-C3'-C2'	7.08	109.68	102.60
34	BA	1614	G	N3-C2-N2	7.08	124.86	119.90
35	BB	616	U	C5'-C4'-O4'	7.08	117.60	109.10
35	BB	1273	G	C5-C6-O6	-7.08	124.35	128.60
38	BE	2	G	C5-C6-O6	7.08	132.85	128.60
66	Bg	63	ARG	NE-CZ-NH1	7.08	123.84	120.30
85	AA	266	U	C2-N3-C4	-7.08	122.75	127.00
85	AA	467	U	N3-C2-O2	-7.08	117.24	122.20
85	AA	635	G	O4'-C1'-N9	7.08	113.87	108.20
85	AA	811	A	N1-C6-N6	-7.08	114.35	118.60
85	AA	1006	C	C3'-C2'-C1'	-7.08	95.83	101.50
35	BB	1445	A	C8-N9-C1'	7.08	140.44	127.70
34	BA	1545	C	N3-C2-O2	-7.08	116.94	121.90
40	BG	64	C	O5'-C5'-C4'	-7.08	98.25	111.70
51	BR	63	TYR	CB-CG-CD1	-7.08	116.75	121.00
85	AA	23	G	C4-N9-C1'	-7.08	117.30	126.50
34	BA	519	G	C4-N9-C1'	7.08	135.70	126.50
34	BA	959	G	O3'-P-O5'	-7.08	90.55	104.00
35	BB	508	U	O4'-C1'-N1	7.08	113.86	108.20
35	BB	699	U	C2-N3-C4	-7.08	122.75	127.00
38	BE	126	G	C4-N9-C1'	-7.08	117.30	126.50
40	BG	148	C	C4'-C3'-C2'	-7.08	95.52	102.60
80	Bu	158	ARG	NE-CZ-NH1	7.08	123.84	120.30
85	AA	82	A	O4'-C4'-C3'	-7.08	96.92	104.00
85	AA	289	G	C1'-O4'-C4'	-7.08	104.24	109.90
85	AA	2008	G	N3-C4-N9	-7.08	121.75	126.00
1	A0	102	PHE	N-CA-CB	-7.08	97.86	110.60
34	BA	109	A	C5-C6-N1	7.08	121.24	117.70
34	BA	1358	A	O4'-C1'-N9	7.08	113.86	108.20
34	BA	1532	G	N3-C2-N2	7.08	124.85	119.90
35	BB	621	C	C6-N1-C2	-7.08	117.47	120.30

Continued on next page...

Continued from previous page...

Mol	Chain	Res	Type	Atoms	Z	Observed(°)	Ideal(°)
35	BB	624	A	N9-C1'-C2'	-7.08	104.22	112.00
35	BB	1464	G	C4-N9-C1'	-7.08	117.30	126.50
36	BC	168	C	N3-C4-C5	-7.08	119.07	121.90
38	BE	21	C	N1-C2-O2	7.08	123.15	118.90
39	BF	31	U	C1'-O4'-C4'	-7.08	104.24	109.90
85	AA	863	C	C4'-C3'-C2'	-7.08	95.53	102.60
85	AA	2008	G	C8-N9-C1'	7.08	136.20	127.00
34	BA	332	U	P-O3'-C3'	-7.07	111.21	119.70
34	BA	831	U	O4'-C1'-N1	7.07	113.86	108.20
34	BA	875	G	C1'-O4'-C4'	-7.07	104.24	109.90
34	BA	1390	C	C5'-C4'-C3'	-7.07	104.68	116.00
40	BG	162	A	C5-C6-N6	-7.07	118.04	123.70
41	BH	31	A	C5'-C4'-O4'	-7.07	100.61	109.10
68	Bi	63	ARG	NE-CZ-NH1	7.07	123.84	120.30
72	Bm	95	ARG	NE-CZ-NH1	7.07	123.84	120.30
85	AA	54	C	C6-N1-C2	-7.07	117.47	120.30
85	AA	122	A	P-O3'-C3'	-7.07	111.21	119.70
85	AA	927	A	P-O5'-C5'	-7.07	109.58	120.90
85	AA	1148	G	N9-C1'-C2'	-7.07	104.22	112.00
34	BA	1586	U	C1'-O4'-C4'	-7.07	104.24	109.90
39	BF	10	A	C8-N9-C4	-7.07	102.97	105.80
85	AA	1664	G	C5-C6-O6	-7.07	124.36	128.60
35	BB	1061	G	C5-C6-O6	7.07	132.84	128.60
35	BB	1319	U	O4'-C1'-N1	7.07	113.86	108.20
53	BT	19	ARG	NE-CZ-NH2	-7.07	116.77	120.30
85	AA	340	G	P-O3'-C3'	7.07	128.18	119.70
85	AA	759	G	P-O3'-C3'	7.07	128.19	119.70
13	AE	26	ARG	NE-CZ-NH1	7.07	123.83	120.30
34	BA	553	A	C6-N1-C2	-7.07	114.36	118.60
35	BB	732	G	C5'-C4'-O4'	7.07	117.58	109.10
85	AA	1492	U	P-O3'-C3'	-7.07	111.22	119.70
85	AA	1544	G	C4-N9-C1'	-7.07	117.31	126.50
34	BA	1119	A	C5-C6-N1	7.07	121.23	117.70
35	BB	475	A	C1'-O4'-C4'	-7.07	104.25	109.90
35	BB	767	A	C5'-C4'-C3'	-7.07	104.69	116.00
39	BF	23	G	P-O3'-C3'	-7.07	111.22	119.70
40	BG	47	G	C5-C6-O6	-7.07	124.36	128.60
68	Bi	62	ARG	NE-CZ-NH1	7.07	123.83	120.30
85	AA	1731	G	C2-N3-C4	7.07	115.43	111.90
6	A5	197	ARG	NE-CZ-NH2	-7.07	116.77	120.30
34	BA	1617	U	O3'-P-O5'	-7.07	90.58	104.00
35	BB	628	A	C5'-C4'-C3'	-7.07	104.69	116.00

Continued on next page...

Continued from previous page...

Mol	Chain	Res	Type	Atoms	Z	Observed(°)	Ideal(°)
35	BB	1230	A	C4-N9-C1'	-7.07	113.58	126.30
35	BB	1276	U	O4'-C1'-N1	7.07	113.85	108.20
40	BG	130	G	C5-C6-O6	-7.07	124.36	128.60
84	By	8	GLN	N-CA-CB	7.07	123.32	110.60
85	AA	246	C	C6-N1-C2	-7.07	117.47	120.30
85	AA	1721	A	C4'-C3'-C2'	-7.07	95.53	102.60
85	AA	2151	U	N3-C2-O2	-7.07	117.25	122.20
34	BA	168	U	C2-N3-C4	-7.06	122.76	127.00
34	BA	1608	C	O5'-C5'-C4'	-7.06	98.28	111.70
41	BH	93	G	C2-N3-C4	-7.06	108.37	111.90
85	AA	1460	G	C5-C6-N1	7.06	115.03	111.50
34	BA	401	A	O5'-P-OP1	-7.06	99.34	105.70
34	BA	776	U	P-O3'-C3'	-7.06	111.22	119.70
35	BB	121	A	C5-C6-N1	7.06	121.23	117.70
35	BB	1510	G	C5-C6-N1	7.06	115.03	111.50
36	BC	59	A	O4'-C1'-N9	7.06	113.85	108.20
38	BE	89	G	N3-C2-N2	7.06	124.84	119.90
39	BF	14	C	C3'-C2'-C1'	-7.06	95.85	101.50
41	BH	3	U	P-O3'-C3'	7.06	128.18	119.70
85	AA	515	C	C6-N1-C2	-7.06	117.47	120.30
85	AA	808	A	C8-N9-C4	-7.06	102.97	105.80
85	AA	856	G	N9-C1'-C2'	-7.06	104.23	112.00
85	AA	865	G	N9-C1'-C2'	-7.06	104.23	112.00
85	AA	1055	U	C5'-C4'-O4'	7.06	117.58	109.10
2	A1	179	MET	CG-SD-CE	-7.06	88.90	100.20
35	BB	1194	A	N9-C1'-C2'	-7.06	104.23	112.00
85	AA	802	A	P-O3'-C3'	7.06	128.17	119.70
85	AA	2199	G	C4-N9-C1'	-7.06	117.32	126.50
34	BA	52	G	O5'-P-OP2	7.06	119.17	110.70
34	BA	1196	C	C2-N3-C4	7.06	123.43	119.90
35	BB	448	G	C5'-C4'-O4'	7.06	117.57	109.10
35	BB	762	C	C6-N1-C2	-7.06	117.48	120.30
35	BB	873	C	O4'-C1'-N1	7.06	113.85	108.20
85	AA	257	U	P-O3'-C3'	-7.06	111.23	119.70
85	AA	445	U	O4'-C1'-N1	7.06	113.85	108.20
85	AA	457	G	C3'-C2'-C1'	-7.06	95.85	101.50
85	AA	747	U	C3'-C2'-C1'	-7.06	95.85	101.50
85	AA	913	U	C5'-C4'-C3'	-7.06	104.70	116.00
85	AA	1465	C	C6-N1-C1'	7.06	129.27	120.80
34	BA	219	U	C5'-C4'-O4'	7.06	117.57	109.10
34	BA	295	G	O3'-P-O5'	7.06	117.41	104.00
34	BA	811	C	P-O5'-C5'	-7.06	109.61	120.90

Continued on next page...

Continued from previous page...

Mol	Chain	Res	Type	Atoms	Z	Observed(°)	Ideal(°)
34	BA	1333	G	C8-N9-C4	7.06	109.22	106.40
35	BB	549	U	C5-C4-O4	-7.06	121.67	125.90
85	AA	187	C	C5'-C4'-C3'	-7.06	104.71	116.00
85	AA	438	G	C5'-C4'-C3'	-7.06	104.71	116.00
85	AA	2127	G	C1'-O4'-C4'	-7.06	104.25	109.90
7	A6	46	MET	CG-SD-CE	-7.06	88.91	100.20
34	BA	882	G	C3'-C2'-C1'	-7.06	95.86	101.50
34	BA	1542	A	P-O3'-C3'	-7.06	111.23	119.70
35	BB	490	G	P-O3'-C3'	-7.06	111.23	119.70
85	AA	1002	G	C4-N9-C1'	-7.06	117.33	126.50
34	BA	543	A	C3'-C2'-C1'	-7.05	95.86	101.50
34	BA	748	C	O4'-C1'-C2'	7.05	113.95	107.60
34	BA	1819	U	P-O3'-C3'	7.05	128.17	119.70
35	BB	777	C	C6-N1-C2	-7.05	117.48	120.30
85	AA	1721	A	C8-N9-C1'	7.05	140.40	127.70
35	BB	1374	U	C4'-C3'-C2'	7.05	109.65	102.60
38	BE	1	U	N1-C2-O2	7.05	127.74	122.80
60	Ba	90	ARG	NE-CZ-NH2	-7.05	116.77	120.30
62	Bc	9	TRP	CB-CG-CD1	-7.05	117.83	127.00
85	AA	136	U	C5'-C4'-C3'	7.05	127.28	116.00
85	AA	708	G	C4-N9-C1'	-7.05	117.33	126.50
34	BA	25	C	P-O3'-C3'	-7.05	111.24	119.70
35	BB	733	G	C5-C6-O6	-7.05	124.37	128.60
35	BB	1469	A	C5-C6-N6	-7.05	118.06	123.70
59	BZ	40	TYR	CB-CG-CD2	-7.05	116.77	121.00
85	AA	475	A	O4'-C1'-C2'	7.05	113.95	107.60
85	AA	1456	A	C4'-C3'-C2'	-7.05	95.55	102.60
85	AA	1542	A	C6-N1-C2	-7.05	114.37	118.60
34	BA	1259	C	C3'-C2'-C1'	-7.05	95.86	101.50
35	BB	618	U	O4'-C1'-C2'	7.05	113.94	107.60
35	BB	1512	C	C2'-C3'-O3'	7.05	125.01	109.50
39	BF	12	U	C2-N1-C1'	7.05	126.16	117.70
40	BG	58	G	O5'-C5'-C4'	-7.05	98.31	111.70
65	Bf	356	TYR	CB-CG-CD1	-7.05	116.77	121.00
85	AA	69	C	O4'-C1'-N1	7.05	113.84	108.20
85	AA	472	A	N1-C6-N6	-7.05	114.37	118.60
85	AA	880	A	O4'-C1'-N9	7.05	113.84	108.20
85	AA	937	G	C4-N9-C1'	-7.05	117.33	126.50
85	AA	1955	U	C2-N3-C4	-7.05	122.77	127.00
86	AB	63	G	O4'-C1'-N9	7.05	113.84	108.20
34	BA	325	A	O3'-P-O5'	7.05	117.39	104.00
34	BA	1440	C	C5'-C4'-O4'	7.05	117.56	109.10

Continued on next page...

Continued from previous page...

Mol	Chain	Res	Type	Atoms	Z	Observed(°)	Ideal(°)
35	BB	395	U	O4'-C1'-N1	7.05	113.84	108.20
38	BE	110	U	C1'-O4'-C4'	-7.05	104.26	109.90
42	BI	147	ARG	NE-CZ-NH1	7.05	123.82	120.30
72	Bm	44	LYS	N-CA-CB	-7.05	97.92	110.60
85	AA	699	U	C1'-O4'-C4'	-7.05	104.26	109.90
85	AA	1005	C	O4'-C1'-N1	7.05	113.84	108.20
85	AA	1018	G	O4'-C1'-N9	7.05	113.84	108.20
34	BA	777	C	C5'-C4'-C3'	-7.04	104.73	116.00
34	BA	1549	U	C2-N3-C4	-7.04	122.77	127.00
35	BB	1001	G	C8-N9-C4	-7.04	103.58	106.40
39	BF	6	C	P-O5'-C5'	7.04	132.17	120.90
64	Be	154	GLN	C-N-CA	7.04	139.31	121.70
85	AA	1921	G	C6-N1-C2	-7.04	120.87	125.10
27	AT	118	ARG	CD-NE-CZ	-7.04	113.74	123.60
34	BA	90	G	N1-C6-O6	7.04	124.13	119.90
34	BA	852	C	C5-C4-N4	7.04	125.13	120.20
35	BB	1094	A	C1'-O4'-C4'	-7.04	104.27	109.90
36	BC	142	C	O4'-C1'-N1	7.04	113.83	108.20
85	AA	841	U	C2-N3-C4	-7.04	122.77	127.00
85	AA	1103	A	N1-C6-N6	7.04	122.83	118.60
34	BA	1294	C	C3'-C2'-C1'	-7.04	95.87	101.50
34	BA	1736	A	N1-C6-N6	7.04	122.83	118.60
35	BB	118	A	N9-C1'-C2'	-7.04	104.25	112.00
35	BB	654	C	C2-N3-C4	-7.04	116.38	119.90
38	BE	179	A	N1-C6-N6	-7.04	114.38	118.60
72	Bm	64	ARG	NE-CZ-NH1	7.04	123.82	120.30
77	Br	359	ARG	NE-CZ-NH2	-7.04	116.78	120.30
85	AA	196	U	C2-N1-C1'	-7.04	109.25	117.70
85	AA	336	C	C5-C4-N4	-7.04	115.27	120.20
85	AA	836	A	C6-N1-C2	-7.04	114.38	118.60
85	AA	879	G	C5'-C4'-C3'	-7.04	104.73	116.00
85	AA	1222	A	C5-C6-N1	7.04	121.22	117.70
34	BA	1120	U	O4'-C4'-C3'	-7.04	96.96	104.00
34	BA	1721	U	P-O3'-C3'	-7.04	111.25	119.70
35	BB	701	U	C5'-C4'-C3'	-7.04	104.74	116.00
36	BC	62	A	C4-C5-C6	-7.04	113.48	117.00
40	BG	69	G	C5-C6-O6	-7.04	124.38	128.60
85	AA	2017	U	O4'-C1'-N1	7.04	113.83	108.20
34	BA	108	A	P-O5'-C5'	-7.04	109.64	120.90
34	BA	1725	U	O4'-C1'-N1	7.04	113.83	108.20
34	BA	1791	C	C6-N1-C2	-7.04	117.48	120.30
35	BB	639	A	O4'-C1'-C2'	-7.04	98.76	105.80

Continued on next page...

Continued from previous page...

Mol	Chain	Res	Type	Atoms	Z	Observed(°)	Ideal(°)
35	BB	715	G	C4'-C3'-C2'	-7.04	95.56	102.60
35	BB	822	G	C6-N1-C2	-7.04	120.88	125.10
35	BB	1173	C	P-O5'-C5'	-7.04	109.64	120.90
37	BD	106	G	N1-C6-O6	-7.04	115.68	119.90
41	BH	102	C	N3-C2-O2	-7.04	116.97	121.90
72	Bm	37	ARG	NE-CZ-NH1	7.04	123.82	120.30
77	Br	324	ARG	NE-CZ-NH1	7.04	123.82	120.30
85	AA	414	C	N3-C4-N4	-7.04	113.07	118.00
85	AA	764	U	C2-N1-C1'	-7.04	109.25	117.70
34	BA	874	G	P-O3'-C3'	-7.04	111.25	119.70
34	BA	1328	U	C1'-O4'-C4'	-7.04	104.27	109.90
35	BB	895	U	C2-N3-C4	-7.04	122.78	127.00
35	BB	1230	A	O3'-P-O5'	7.04	117.37	104.00
85	AA	606	A	O4'-C1'-N9	7.04	113.83	108.20
85	AA	930	G	C6-N1-C2	-7.04	120.88	125.10
85	AA	1094	G	C8-N9-C1'	7.04	136.15	127.00
85	AA	1578	G	O5'-C5'-C4'	7.04	125.07	111.70
85	AA	1966	C	C4'-C3'-C2'	-7.04	95.56	102.60
34	BA	930	A	O4'-C1'-N9	7.04	113.83	108.20
35	BB	848	A	C4'-C3'-C2'	-7.04	95.56	102.60
35	BB	1515	C	O4'-C1'-N1	7.04	113.83	108.20
85	AA	424	A	O4'-C4'-C3'	-7.04	96.96	104.00
85	AA	963	U	C5'-C4'-O4'	7.04	117.54	109.10
34	BA	131	A	C5-C6-N6	7.03	129.33	123.70
34	BA	375	C	C6-N1-C2	-7.03	117.49	120.30
34	BA	537	C	C6-N1-C2	-7.03	117.49	120.30
34	BA	852	C	P-O3'-C3'	7.03	128.14	119.70
34	BA	1666	U	O4'-C1'-N1	7.03	113.83	108.20
38	BE	114	G	P-O3'-C3'	-7.03	111.26	119.70
41	BH	116	A	O4'-C1'-N9	7.03	113.83	108.20
42	BI	112	PHE	CB-CG-CD2	-7.03	115.88	120.80
56	BW	19	LEU	N-CA-C	-7.03	92.01	111.00
75	Bp	40	ARG	NE-CZ-NH1	7.03	123.82	120.30
85	AA	991	G	N9-C4-C5	-7.03	102.59	105.40
85	AA	1778	C	O4'-C1'-N1	7.03	113.83	108.20
34	BA	20	A	N9-C1'-C2'	-7.03	104.27	112.00
34	BA	1281	U	P-O3'-C3'	-7.03	111.26	119.70
34	BA	1428	G	N3-C2-N2	7.03	124.82	119.90
34	BA	1500	G	N3-C4-N9	7.03	130.22	126.00
85	AA	650	G	C3'-C2'-C1'	-7.03	95.88	101.50
85	AA	790	A	C5-N7-C8	-7.03	100.38	103.90
34	BA	5	C	P-O5'-C5'	7.03	132.15	120.90

Continued on next page...

Continued from previous page...

Mol	Chain	Res	Type	Atoms	Z	Observed(°)	Ideal(°)
34	BA	813	C	P-O5'-C5'	7.03	132.15	120.90
34	BA	1037	C	C3'-C2'-C1'	-7.03	95.88	101.50
34	BA	1258	G	N1-C6-O6	7.03	124.12	119.90
35	BB	839	G	C4-N9-C1'	-7.03	117.36	126.50
36	BC	60	U	C1'-O4'-C4'	-7.03	104.28	109.90
37	BD	75	G	C6-N1-C2	-7.03	120.88	125.10
38	BE	165	U	N1-C2-N3	7.03	119.12	114.90
40	BG	35	G	C4-N9-C1'	-7.03	117.36	126.50
80	Bu	56	THR	N-CA-CB	7.03	123.66	110.30
85	AA	79	G	O4'-C1'-N9	7.03	113.83	108.20
85	AA	714	U	C2-N3-C4	-7.03	122.78	127.00
85	AA	1595	G	C2'-C3'-O3'	7.03	124.97	109.50
2	A1	48	ARG	NE-CZ-NH1	7.03	123.81	120.30
34	BA	433	G	P-O3'-C3'	7.03	128.13	119.70
36	BC	166	G	P-O5'-C5'	-7.03	109.65	120.90
85	AA	365	G	C8-N9-C1'	7.03	136.14	127.00
85	AA	940	G	O5'-C5'-C4'	7.03	125.06	111.70
34	BA	42	A	C1'-O4'-C4'	-7.03	104.28	109.90
34	BA	190	U	C1'-O4'-C4'	-7.03	104.28	109.90
34	BA	1485	U	O5'-C5'-C4'	-7.03	98.35	111.70
34	BA	1770	U	O4'-C1'-N1	7.03	113.82	108.20
35	BB	498	G	N1-C6-O6	7.03	124.12	119.90
38	BE	146	U	C5-C4-O4	7.03	130.12	125.90
80	Bu	13	TYR	CB-CG-CD1	-7.03	116.78	121.00
85	AA	155	U	C5'-C4'-C3'	-7.03	104.75	116.00
85	AA	179	G	C8-N9-C4	-7.03	103.59	106.40
85	AA	431	G	C8-N9-C1'	7.03	136.13	127.00
85	AA	540	A	P-O3'-C3'	7.03	128.13	119.70
85	AA	659	A	C5-C6-N6	7.03	129.32	123.70
85	AA	897	A	C3'-C2'-C1'	-7.03	95.88	101.50
85	AA	1866	A	P-O5'-C5'	-7.03	109.66	120.90
85	AA	2085	C	P-O3'-C3'	7.03	128.13	119.70
34	BA	521	C	C1'-O4'-C4'	-7.03	104.28	109.90
34	BA	1783	C	C3'-C2'-C1'	-7.03	95.88	101.50
35	BB	1427	A	C6-N1-C2	-7.03	114.38	118.60
38	BE	174	U	N3-C2-O2	-7.03	117.28	122.20
39	BF	32	G	O4'-C1'-C2'	7.03	113.92	107.60
40	BG	22	G	C5-C6-O6	-7.03	124.38	128.60
40	BG	51	U	O4'-C1'-N1	7.03	113.82	108.20
47	BN	94	TYR	CB-CG-CD2	-7.03	116.78	121.00
85	AA	183	C	P-O3'-C3'	7.03	128.13	119.70
85	AA	733	C	O4'-C1'-N1	7.03	113.82	108.20

Continued on next page...

Continued from previous page...

Mol	Chain	Res	Type	Atoms	Z	Observed(°)	Ideal(°)
85	AA	1520	A	O3'-P-O5'	-7.03	90.65	104.00
86	AB	19	G	C6-N1-C2	-7.03	120.89	125.10
8	A7	203	THR	N-CA-CB	7.02	123.65	110.30
34	BA	953	G	C4'-C3'-C2'	-7.02	95.58	102.60
34	BA	1542	A	C5'-C4'-C3'	7.02	127.24	116.00
35	BB	1322	A	P-O5'-C5'	-7.02	109.66	120.90
35	BB	1527	A	P-O5'-C5'	7.02	132.14	120.90
38	BE	205	G	C4-N9-C1'	-7.02	117.37	126.50
85	AA	587	G	P-O5'-C5'	-7.02	109.66	120.90
34	BA	251	U	O4'-C1'-N1	7.02	113.82	108.20
34	BA	665	C	O4'-C1'-N1	7.02	113.82	108.20
34	BA	1704	G	C1'-O4'-C4'	-7.02	104.28	109.90
37	BD	3	G	P-O5'-C5'	-7.02	109.66	120.90
38	BE	106	C	P-O5'-C5'	-7.02	109.66	120.90
85	AA	711	C	P-O5'-C5'	-7.02	109.67	120.90
34	BA	1461	A	C5'-C4'-C3'	-7.02	104.77	116.00
34	BA	1591	G	C5-C6-N1	7.02	115.01	111.50
36	BC	45	C	P-O3'-C3'	-7.02	111.28	119.70
53	BT	52	ARG	NE-CZ-NH1	7.02	123.81	120.30
85	AA	730	G	C5-C6-N1	7.02	115.01	111.50
85	AA	1099	U	O4'-C1'-N1	7.02	113.82	108.20
85	AA	1683	U	P-O3'-C3'	7.02	128.12	119.70
34	BA	357	A	O3'-P-O5'	7.02	117.34	104.00
34	BA	574	U	C5'-C4'-C3'	7.02	127.23	116.00
35	BB	433	C	C5'-C4'-C3'	7.02	127.23	116.00
38	BE	55	C	C6-N1-C1'	-7.02	112.38	120.80
38	BE	131	C	P-O5'-C5'	7.02	132.13	120.90
52	BS	3	ARG	NE-CZ-NH2	7.02	123.81	120.30
85	AA	775	C	P-O3'-C3'	7.02	128.12	119.70
85	AA	1031	G	P-O5'-C5'	7.02	132.13	120.90
85	AA	1622	G	N3-C2-N2	7.02	124.81	119.90
85	AA	1982	C	P-O5'-C5'	-7.02	109.67	120.90
34	BA	294	C	O4'-C1'-N1	7.02	113.81	108.20
34	BA	438	A	N1-C6-N6	-7.02	114.39	118.60
34	BA	579	U	OP1-P-OP2	-7.02	109.08	119.60
34	BA	799	A	C5-N7-C8	-7.02	100.39	103.90
34	BA	1090	A	O4'-C1'-N9	7.02	113.81	108.20
35	BB	1492	C	N3-C2-O2	-7.02	116.99	121.90
35	BB	1525	G	O4'-C1'-N9	7.02	113.81	108.20
37	BD	104	C	N1-C1'-C2'	-7.02	104.28	112.00
41	BH	75	G	C5-N7-C8	-7.02	100.79	104.30
43	BJ	177	ARG	NE-CZ-NH2	-7.02	116.79	120.30

Continued on next page...

Continued from previous page...

Mol	Chain	Res	Type	Atoms	Z	Observed(°)	Ideal(°)
67	Bh	104	ARG	NE-CZ-NH1	7.02	123.81	120.30
85	AA	744	C	N1-C2-N3	-7.02	114.29	119.20
85	AA	788	G	C8-N9-C1'	7.02	136.12	127.00
85	AA	1891	U	C6-N1-C1'	7.02	131.03	121.20
85	AA	1991	C	N1-C1'-C2'	7.02	123.12	114.00
34	BA	1151	A	O4'-C1'-N9	7.02	113.81	108.20
35	BB	1445	A	C4-N9-C1'	-7.02	113.67	126.30
85	AA	412	G	C3'-C2'-C1'	-7.02	95.89	101.50
85	AA	1506	U	C2'-C3'-O3'	7.02	124.94	109.50
85	AA	2036	A	C4-N9-C1'	7.02	138.93	126.30
19	AK	115	TYR	CA-CB-CG	-7.01	100.07	113.40
34	BA	260	A	O4'-C1'-C2'	7.01	113.91	107.60
34	BA	699	G	C5'-C4'-C3'	-7.01	104.78	116.00
34	BA	1087	A	C5-C6-N1	7.01	121.21	117.70
34	BA	1152	A	N9-C4-C5	-7.01	102.99	105.80
34	BA	1193	A	O4'-C1'-N9	7.01	113.81	108.20
35	BB	610	U	C6-N1-C1'	7.01	131.02	121.20
35	BB	1512	C	C3'-C2'-C1'	-7.01	95.89	101.50
37	BD	73	U	O4'-C1'-N1	-7.01	102.59	108.20
37	BD	86	A	N1-C6-N6	-7.01	114.39	118.60
64	Be	221	HIS	CA-CB-CG	-7.01	101.68	113.60
85	AA	674	U	N3-C4-O4	-7.01	114.49	119.40
85	AA	1197	U	C5'-C4'-O4'	7.01	117.52	109.10
85	AA	1551	G	P-O3'-C3'	7.01	128.12	119.70
85	AA	1649	U	C2-N1-C1'	-7.01	109.28	117.70
85	AA	2104	C	C2'-C3'-O3'	7.01	124.93	109.50
34	BA	520	G	P-O5'-C5'	7.01	132.12	120.90
35	BB	395	U	C3'-C2'-C1'	-7.01	95.89	101.50
35	BB	833	G	C3'-C2'-C1'	-7.01	95.89	101.50
35	BB	1141	A	C1'-O4'-C4'	-7.01	104.29	109.90
35	BB	1203	C	O3'-P-O5'	-7.01	90.68	104.00
35	BB	1507	U	C5'-C4'-C3'	-7.01	104.78	116.00
85	AA	510	A	C5'-C4'-O4'	7.01	117.51	109.10
85	AA	1220	A	C8-N9-C4	-7.01	103.00	105.80
34	BA	578	C	N1-C1'-C2'	-7.01	104.29	112.00
34	BA	839	U	C3'-C2'-C1'	-7.01	95.89	101.50
34	BA	882	G	O4'-C1'-C2'	7.01	113.91	107.60
34	BA	1425	G	P-O3'-C3'	7.01	128.11	119.70
34	BA	1787	U	C5'-C4'-O4'	-7.01	100.69	109.10
34	BA	1796	A	C8-N9-C4	7.01	108.60	105.80
35	BB	632	U	O4'-C1'-N1	7.01	113.81	108.20
35	BB	809	U	N1-C1'-C2'	-7.01	104.29	112.00

Continued on next page...

Continued from previous page...

Mol	Chain	Res	Type	Atoms	Z	Observed(°)	Ideal(°)
35	BB	1138	A	C5'-C4'-C3'	-7.01	104.79	116.00
38	BE	52	U	P-O3'-C3'	-7.01	111.29	119.70
38	BE	87	U	C5'-C4'-O4'	7.01	117.51	109.10
41	BH	20	A	C5-C6-N1	7.01	121.20	117.70
48	BO	148	TYR	CB-CG-CD2	-7.01	116.79	121.00
79	Bt	45	ARG	NE-CZ-NH1	7.01	123.81	120.30
85	AA	360	C	C5'-C4'-C3'	7.01	127.22	116.00
85	AA	1062	U	C5'-C4'-C3'	-7.01	104.78	116.00
34	BA	743	A	N1-C2-N3	7.01	132.80	129.30
34	BA	1378	A	P-O3'-C3'	-7.01	111.29	119.70
35	BB	496	C	P-O3'-C3'	-7.01	111.29	119.70
35	BB	799	A	C2'-C3'-O3'	7.01	124.92	109.50
37	BD	40	C	P-O5'-C5'	-7.01	109.69	120.90
38	BE	68	U	C2-N1-C1'	-7.01	109.29	117.70
77	Br	308	LYS	CA-C-N	-7.01	101.78	117.20
85	AA	575	G	C8-N9-C1'	7.01	136.11	127.00
85	AA	772	C	P-O3'-C3'	-7.01	111.29	119.70
85	AA	876	U	O4'-C1'-N1	7.01	113.81	108.20
85	AA	1501	A	P-O3'-C3'	-7.01	111.29	119.70
85	AA	1757	C	C2-N1-C1'	-7.01	111.09	118.80
85	AA	2056	C	C1'-O4'-C4'	-7.01	104.29	109.90
34	BA	288	U	P-O5'-C5'	-7.01	109.69	120.90
34	BA	804	G	P-O3'-C3'	7.01	128.11	119.70
34	BA	1086	A	P-O3'-C3'	-7.01	111.29	119.70
34	BA	1598	U	O3'-P-O5'	-7.01	90.69	104.00
38	BE	20	C	P-O5'-C5'	-7.01	109.69	120.90
38	BE	64	A	O4'-C1'-N9	7.01	113.81	108.20
73	Bn	46	ARG	NE-CZ-NH1	7.01	123.80	120.30
85	AA	207	G	P-O3'-C3'	-7.01	111.29	119.70
85	AA	377	U	C1'-O4'-C4'	-7.01	104.30	109.90
85	AA	1213	U	C6-N1-C1'	-7.01	111.39	121.20
85	AA	1554	C	O4'-C1'-N1	7.01	113.80	108.20
34	BA	596	G	N3-C4-C5	-7.00	125.10	128.60
34	BA	907	A	N1-C6-N6	-7.00	114.40	118.60
34	BA	911	G	N9-C1'-C2'	-7.00	104.29	112.00
35	BB	1476	C	O4'-C1'-N1	7.00	113.80	108.20
85	AA	475	A	N9-C1'-C2'	-7.00	104.30	112.00
34	BA	6	C	N1-C2-O2	7.00	123.10	118.90
34	BA	243	C	P-O3'-C3'	-7.00	111.30	119.70
34	BA	696	A	C5'-C4'-C3'	7.00	127.21	116.00
34	BA	1704	G	P-O3'-C3'	-7.00	111.30	119.70
35	BB	533	U	C3'-C2'-C1'	-7.00	95.90	101.50

Continued on next page...

Continued from previous page...

Mol	Chain	Res	Type	Atoms	Z	Observed(°)	Ideal(°)
35	BB	706	G	C5-C6-O6	-7.00	124.40	128.60
35	BB	977	G	C4-N9-C1'	7.00	135.60	126.50
85	AA	790	A	N7-C8-N9	7.00	117.30	113.80
85	AA	1247	A	C8-N9-C4	7.00	108.60	105.80
85	AA	1535	C	C1'-O4'-C4'	-7.00	104.30	109.90
34	BA	584	A	O4'-C4'-C3'	-7.00	97.00	104.00
34	BA	609	G	P-O5'-C5'	7.00	132.10	120.90
34	BA	853	A	P-O3'-C3'	-7.00	111.30	119.70
35	BB	801	G	O4'-C1'-N9	7.00	113.80	108.20
35	BB	1186	A	C8-N9-C4	7.00	108.60	105.80
38	BE	4	A	P-O5'-C5'	-7.00	109.70	120.90
38	BE	51	C	P-O3'-C3'	-7.00	111.30	119.70
38	BE	146	U	N3-C4-O4	-7.00	114.50	119.40
48	BO	77	ARG	NE-CZ-NH1	7.00	123.80	120.30
52	BS	9	TYR	CB-CG-CD1	7.00	125.20	121.00
54	BU	65	TRP	CB-CG-CD2	-7.00	117.50	126.60
73	Bn	16	HIS	N-CA-C	-7.00	92.10	111.00
85	AA	1122	U	C2-N3-C4	-7.00	122.80	127.00
34	BA	862	C	N1-C1'-C2'	-7.00	104.30	112.00
36	BC	23	G	N1-C2-N2	-7.00	109.90	116.20
41	BH	135	U	O4'-C1'-N1	7.00	113.80	108.20
34	BA	1434	U	O5'-C5'-C4'	-7.00	98.40	111.70
35	BB	710	A	P-O5'-C5'	-7.00	109.70	120.90
35	BB	1132	A	C4-N9-C1'	-7.00	113.70	126.30
36	BC	85	U	O4'-C1'-N1	7.00	113.80	108.20
53	BT	64	ARG	NE-CZ-NH1	7.00	123.80	120.30
73	Bn	58	ARG	NE-CZ-NH1	7.00	123.80	120.30
85	AA	195	C	P-O3'-C3'	-7.00	111.30	119.70
85	AA	279	C	C5-C6-N1	7.00	124.50	121.00
85	AA	663	C	C5'-C4'-C3'	-7.00	104.80	116.00
85	AA	2240	G	C8-N9-C4	7.00	109.20	106.40
86	AB	8	U	C4'-C3'-C2'	7.00	109.60	102.60
34	BA	1524	G	N9-C4-C5	-7.00	102.60	105.40
34	BA	1599	A	C5'-C4'-O4'	7.00	117.50	109.10
35	BB	148	C	N3-C2-O2	-7.00	117.00	121.90
35	BB	1322	A	C3'-C2'-C1'	-7.00	95.90	101.50
38	BE	130	G	N3-C2-N2	7.00	124.80	119.90
39	BF	25	G	P-O5'-C5'	-7.00	109.71	120.90
41	BH	26	C	C6-N1-C2	-7.00	117.50	120.30
42	BI	13	ARG	NE-CZ-NH1	7.00	123.80	120.30
50	BQ	37	ARG	NE-CZ-NH1	7.00	123.80	120.30
85	AA	193	C	O4'-C1'-N1	7.00	113.80	108.20

Continued on next page...

Continued from previous page...

Mol	Chain	Res	Type	Atoms	Z	Observed(°)	Ideal(°)
85	AA	339	A	C3'-C2'-C1'	-7.00	95.90	101.50
34	BA	98	A	O4'-C1'-C2'	7.00	113.90	107.60
34	BA	714	G	C5-C6-O6	-7.00	124.40	128.60
34	BA	1815	G	N1-C6-O6	-7.00	115.70	119.90
35	BB	5	A	C4-C5-C6	-7.00	113.50	117.00
35	BB	434	A	C6-N1-C2	-7.00	114.40	118.60
38	BE	85	G	C5-C6-O6	-7.00	124.40	128.60
84	By	113	PHE	CB-CG-CD1	7.00	125.70	120.80
34	BA	281	C	O4'-C1'-N1	6.99	113.79	108.20
34	BA	817	U	C2-N3-C4	-6.99	122.80	127.00
35	BB	763	U	O4'-C1'-N1	6.99	113.80	108.20
85	AA	1189	A	C4'-C3'-C2'	-6.99	95.61	102.60
85	AA	1356	U	C6-N1-C1'	-6.99	111.41	121.20
34	BA	301	U	O4'-C1'-N1	6.99	113.79	108.20
34	BA	366	G	C5'-C4'-O4'	6.99	117.49	109.10
34	BA	640	U	C2-N1-C1'	6.99	126.09	117.70
85	AA	1892	G	C5-C6-O6	-6.99	124.41	128.60
85	AA	2243	G	O4'-C1'-N9	6.99	113.79	108.20
4	A3	9	ARG	NE-CZ-NH1	6.99	123.80	120.30
34	BA	138	C	O5'-C5'-C4'	-6.99	98.42	111.70
34	BA	1779	U	C2-N1-C1'	-6.99	109.31	117.70
34	BA	1794	A	O4'-C1'-N9	6.99	113.79	108.20
35	BB	1306	G	N3-C2-N2	6.99	124.79	119.90
38	BE	101	C	N1-C1'-C2'	-6.99	104.31	112.00
38	BE	167	U	C2-N3-C4	-6.99	122.81	127.00
39	BF	41	U	C5'-C4'-C3'	-6.99	104.81	116.00
41	BH	112	U	N3-C2-O2	-6.99	117.31	122.20
85	AA	251	A	C5-C6-N6	6.99	129.29	123.70
85	AA	1217	U	C2-N1-C1'	-6.99	109.31	117.70
85	AA	2019	G	C5'-C4'-C3'	-6.99	104.81	116.00
85	AA	2064	A	P-O3'-C3'	-6.99	111.31	119.70
86	AB	3	C	C6-N1-C1'	-6.99	112.41	120.80
34	BA	1107	A	P-O3'-C3'	-6.99	111.31	119.70
35	BB	800	U	C2-N3-C4	-6.99	122.81	127.00
38	BE	61	A	N1-C6-N6	-6.99	114.41	118.60
41	BH	74	G	C5-N7-C8	-6.99	100.81	104.30
65	Bf	406	ARG	NE-CZ-NH2	-6.99	116.81	120.30
85	AA	210	G	C5'-C4'-C3'	-6.99	104.82	116.00
85	AA	1660	U	P-O3'-C3'	6.99	128.09	119.70
34	BA	664	C	C1'-O4'-C4'	-6.99	104.31	109.90
34	BA	1173	C	C6-N1-C1'	6.99	129.19	120.80
36	BC	106	G	C5'-C4'-C3'	-6.99	104.82	116.00

Continued on next page...

Continued from previous page...

Mol	Chain	Res	Type	Atoms	Z	Observed(°)	Ideal(°)
85	AA	542	G	C3'-C2'-C1'	-6.99	95.91	101.50
34	BA	422	C	P-O3'-C3'	-6.99	111.32	119.70
34	BA	1215	U	N3-C2-O2	-6.99	117.31	122.20
34	BA	1458	A	C5'-C4'-C3'	6.99	127.18	116.00
35	BB	16	G	C5'-C4'-C3'	6.99	127.18	116.00
38	BE	32	U	C4'-C3'-C2'	-6.99	95.61	102.60
38	BE	98	C	O4'-C1'-N1	6.99	113.79	108.20
82	Bw	211	ARG	NE-CZ-NH1	6.99	123.79	120.30
85	AA	182	C	C6-N1-C1'	-6.99	112.42	120.80
85	AA	1048	C	C6-N1-C1'	6.99	129.18	120.80
85	AA	1345	C	O4'-C1'-N1	6.99	113.79	108.20
85	AA	1528	A	O5'-C5'-C4'	-6.99	98.43	111.70
85	AA	2109	G	P-O3'-C3'	-6.99	111.32	119.70
34	BA	1404	A	C2-N3-C4	6.98	114.09	110.60
35	BB	1480	G	C1'-O4'-C4'	-6.98	104.31	109.90
85	AA	1236	G	C4-N9-C1'	-6.98	117.42	126.50
34	BA	209	A	C8-N9-C1'	6.98	140.27	127.70
34	BA	610	A	N9-C1'-C2'	-6.98	104.32	112.00
34	BA	692	U	C2'-C3'-O3'	6.98	124.87	113.70
34	BA	961	C	C3'-C2'-C1'	-6.98	95.91	101.50
34	BA	1275	G	C8-N9-C1'	6.98	136.08	127.00
35	BB	1170	U	C3'-C2'-C1'	-6.98	95.91	101.50
35	BB	1369	A	P-O3'-C3'	6.98	128.08	119.70
36	BC	42	G	P-O3'-C3'	-6.98	111.32	119.70
41	BH	46	C	P-O3'-C3'	-6.98	111.32	119.70
85	AA	48	G	N3-C2-N2	6.98	124.79	119.90
85	AA	586	G	P-O3'-C3'	-6.98	111.32	119.70
85	AA	674	U	N1-C2-N3	6.98	119.09	114.90
85	AA	1518	A	C1'-O4'-C4'	-6.98	104.31	109.90
85	AA	1803	U	O4'-C1'-N1	6.98	113.79	108.20
15	AG	18	TYR	CB-CG-CD2	-6.98	116.81	121.00
34	BA	801	U	C6-N1-C2	-6.98	116.81	121.00
35	BB	1218	G	N9-C1'-C2'	-6.98	104.32	112.00
36	BC	78	G	C1'-O4'-C4'	-6.98	104.32	109.90
85	AA	124	A	O3'-P-O5'	-6.98	90.74	104.00
85	AA	287	G	C8-N9-C4	-6.98	103.61	106.40
85	AA	1465	C	O3'-P-O5'	6.98	117.26	104.00
85	AA	1971	G	C5'-C4'-C3'	-6.98	104.83	116.00
35	BB	967	G	C3'-C2'-C1'	-6.98	95.92	101.50
65	Bf	212	ARG	NE-CZ-NH1	6.98	123.79	120.30
85	AA	460	U	C6-N1-C2	-6.98	116.81	121.00
34	BA	449	G	C8-N9-C4	6.98	109.19	106.40

Continued on next page...

Continued from previous page...

Mol	Chain	Res	Type	Atoms	Z	Observed(°)	Ideal(°)
34	BA	634	U	P-O5'-C5'	6.98	132.06	120.90
35	BB	1165	A	C4-C5-C6	-6.98	113.51	117.00
38	BE	183	C	O4'-C1'-N1	6.98	113.78	108.20
40	BG	166	C	N3-C2-O2	-6.98	117.02	121.90
41	BH	28	U	P-O5'-C5'	6.98	132.06	120.90
41	BH	86	G	OP1-P-OP2	-6.98	109.13	119.60
56	BW	111	MET	CG-SD-CE	-6.98	89.03	100.20
85	AA	710	A	C4-N9-C1'	6.98	138.86	126.30
85	AA	1156	A	N1-C6-N6	6.98	122.79	118.60
85	AA	1383	C	O4'-C1'-N1	6.98	113.78	108.20
35	BB	1076	U	N3-C2-O2	-6.98	117.32	122.20
35	BB	1352	C	C6-N1-C2	-6.98	117.51	120.30
42	BI	25	TYR	CB-CG-CD2	-6.98	116.81	121.00
85	AA	42	G	C6-N1-C2	-6.98	120.92	125.10
85	AA	1985	C	C6-N1-C2	-6.98	117.51	120.30
85	AA	2112	G	C5'-C4'-C3'	-6.98	104.84	116.00
34	BA	462	C	C1'-O4'-C4'	-6.97	104.32	109.90
34	BA	462	C	C6-N1-C1'	-6.97	112.43	120.80
34	BA	822	U	O4'-C1'-N1	6.97	113.78	108.20
34	BA	976	C	N3-C4-N4	-6.97	113.12	118.00
34	BA	1315	C	C5'-C4'-C3'	-6.97	104.84	116.00
35	BB	61	A	OP1-P-OP2	-6.97	109.14	119.60
35	BB	465	C	C3'-C2'-C1'	-6.97	95.92	101.50
35	BB	1508	G	O3'-P-O5'	-6.97	90.75	104.00
36	BC	124	A	C6-C5-N7	-6.97	127.42	132.30
37	BD	4	U	C5-C6-N1	-6.97	119.21	122.70
38	BE	107	U	O4'-C4'-C3'	-6.97	97.03	104.00
40	BG	36	G	P-O5'-C5'	-6.97	109.74	120.90
48	BO	201	ARG	NE-CZ-NH1	6.97	123.79	120.30
85	AA	172	A	N1-C6-N6	6.97	122.78	118.60
85	AA	548	G	C3'-C2'-C1'	-6.97	95.92	101.50
85	AA	1495	G	N3-C2-N2	6.97	124.78	119.90
85	AA	1549	G	N1-C6-O6	6.97	124.08	119.90
34	BA	604	G	P-O3'-C3'	6.97	128.07	119.70
34	BA	635	G	OP1-P-OP2	-6.97	109.14	119.60
34	BA	1222	C	C5'-C4'-C3'	-6.97	104.84	116.00
34	BA	1809	G	C5-C6-N1	6.97	114.99	111.50
35	BB	1019	C	O4'-C1'-N1	6.97	113.78	108.20
37	BD	32	A	O4'-C1'-N9	6.97	113.78	108.20
85	AA	864	C	C3'-C2'-C1'	-6.97	95.92	101.50
34	BA	1732	A	N3-C4-C5	-6.97	121.92	126.80
70	Bk	110	ARG	NE-CZ-NH1	6.97	123.78	120.30

Continued on next page...

Continued from previous page...

Mol	Chain	Res	Type	Atoms	Z	Observed(°)	Ideal(°)
85	AA	2215	C	N3-C2-O2	-6.97	117.02	121.90
34	BA	129	U	C4'-C3'-C2'	6.97	109.57	102.60
34	BA	1491	U	P-O5'-C5'	-6.97	109.75	120.90
34	BA	1794	A	C5'-C4'-C3'	6.97	127.15	116.00
35	BB	743	C	C4'-C3'-C2'	-6.97	95.63	102.60
35	BB	1298	C	C5-C4-N4	6.97	125.08	120.20
36	BC	145	G	C5-C6-O6	6.97	132.78	128.60
40	BG	35	G	C8-N9-C1'	6.97	136.06	127.00
85	AA	735	G	C8-N9-C1'	6.97	136.06	127.00
85	AA	881	C	N3-C2-O2	-6.97	117.02	121.90
34	BA	1207	A	N1-C6-N6	6.97	122.78	118.60
34	BA	1366	C	C6-N1-C2	-6.97	117.51	120.30
35	BB	680	A	O4'-C1'-C2'	6.97	113.87	107.60
35	BB	1196	A	N1-C2-N3	-6.97	125.82	129.30
85	AA	771	A	C6-N1-C2	-6.97	114.42	118.60
85	AA	854	A	C1'-O4'-C4'	-6.97	104.33	109.90
85	AA	2089	G	C8-N9-C1'	6.97	136.06	127.00
34	BA	263	G	C3'-C2'-C1'	-6.97	95.93	101.50
38	BE	93	U	C5'-C4'-O4'	6.97	117.46	109.10
42	BI	104	ALA	C-N-CA	6.97	139.12	121.70
85	AA	306	C	C6-N1-C2	-6.97	117.51	120.30
85	AA	431	G	C1'-O4'-C4'	-6.97	104.33	109.90
85	AA	1335	C	O4'-C1'-N1	6.97	113.77	108.20
34	BA	671	C	O4'-C1'-N1	6.96	113.77	108.20
35	BB	391	G	C8-N9-C1'	6.96	136.05	127.00
35	BB	620	G	N9-C1'-C2'	-6.96	104.34	112.00
49	BP	23	ARG	NE-CZ-NH1	6.96	123.78	120.30
54	BU	159	TYR	CB-CG-CD1	-6.96	116.82	121.00
85	AA	571	G	C5'-C4'-C3'	6.96	127.14	116.00
85	AA	588	G	C4'-C3'-C2'	-6.96	95.64	102.60
85	AA	594	C	O4'-C1'-N1	6.96	113.77	108.20
85	AA	1879	U	N3-C2-O2	-6.96	117.32	122.20
34	BA	344	G	C6-N1-C2	-6.96	120.92	125.10
35	BB	390	G	N1-C6-O6	-6.96	115.72	119.90
35	BB	392	G	C4-N9-C1'	-6.96	117.45	126.50
35	BB	474	G	C1'-O4'-C4'	-6.96	104.33	109.90
35	BB	660	G	N1-C6-O6	6.96	124.08	119.90
37	BD	13	A	P-O3'-C3'	-6.96	111.34	119.70
40	BG	15	G	C4-N9-C1'	-6.96	117.45	126.50
85	AA	249	C	N1-C2-O2	6.96	123.08	118.90
85	AA	1085	U	O4'-C1'-N1	6.96	113.77	108.20
85	AA	2058	C	C2-N3-C4	-6.96	116.42	119.90

Continued on next page...

Continued from previous page...

Mol	Chain	Res	Type	Atoms	Z	Observed(°)	Ideal(°)
86	AB	16	U	O4'-C4'-C3'	-6.96	97.04	104.00
1	A0	107	MET	CG-SD-CE	-6.96	89.06	100.20
34	BA	856	G	C5-C6-N1	6.96	114.98	111.50
34	BA	1411	C	P-O5'-C5'	6.96	132.04	120.90
34	BA	1819	U	O5'-P-OP1	-6.96	99.44	105.70
35	BB	514	G	C8-N9-C1'	6.96	136.05	127.00
35	BB	741	A	C5'-C4'-C3'	-6.96	104.86	116.00
35	BB	971	A	OP1-P-O3'	6.96	120.52	105.20
35	BB	1419	G	C8-N9-C4	-6.96	103.61	106.40
40	BG	43	U	C5'-C4'-C3'	6.96	127.14	116.00
85	AA	351	C	C5'-C4'-C3'	-6.96	104.86	116.00
85	AA	1495	G	N9-C1'-C2'	-6.96	104.34	112.00
34	BA	54	A	P-O3'-C3'	-6.96	111.35	119.70
35	BB	1483	A	C5'-C4'-O4'	6.96	117.45	109.10
3	A2	48	ARG	NE-CZ-NH1	6.96	123.78	120.30
34	BA	78	U	P-O3'-C3'	-6.96	111.35	119.70
34	BA	652	C	O4'-C1'-N1	6.96	113.77	108.20
34	BA	843	G	C8-N9-C4	-6.96	103.62	106.40
34	BA	1563	G	O5'-P-OP2	-6.96	99.44	105.70
35	BB	357	C	O4'-C1'-N1	6.96	113.77	108.20
35	BB	823	G	C8-N9-C4	-6.96	103.62	106.40
35	BB	1505	U	C5'-C4'-C3'	-6.96	104.87	116.00
36	BC	86	U	C1'-O4'-C4'	-6.96	104.33	109.90
39	BF	2	G	C5-C6-O6	-6.96	124.42	128.60
85	AA	390	U	C4'-C3'-C2'	-6.96	95.64	102.60
85	AA	1952	C	C6-N1-C2	-6.96	117.52	120.30
13	AE	76	PHE	CB-CG-CD1	6.96	125.67	120.80
34	BA	745	A	C5'-C4'-C3'	-6.96	104.87	116.00
35	BB	46	U	C4'-C3'-C2'	6.96	109.56	102.60
35	BB	363	A	P-O5'-C5'	6.96	132.03	120.90
38	BE	8	G	P-O3'-C3'	-6.96	111.35	119.70
38	BE	73	A	C5'-C4'-C3'	6.96	127.13	116.00
47	BN	19	PRO	N-CA-C	6.96	130.19	112.10
85	AA	748	C	C3'-C2'-C1'	-6.96	95.93	101.50
34	BA	355	U	N3-C2-O2	-6.96	117.33	122.20
34	BA	692	U	C4-C5-C6	-6.96	115.53	119.70
34	BA	1049	G	C5-N7-C8	-6.96	100.82	104.30
35	BB	90	G	C8-N9-C1'	6.96	136.04	127.00
35	BB	1510	G	N9-C1'-C2'	-6.96	104.35	112.00
85	AA	307	G	C4'-C3'-O3'	6.96	126.91	113.00
85	AA	1404	G	O4'-C1'-N9	6.96	113.76	108.20
34	BA	615	A	C3'-C2'-C1'	-6.95	95.94	101.50

Continued on next page...

Continued from previous page...

Mol	Chain	Res	Type	Atoms	Z	Observed(°)	Ideal(°)
34	BA	641	U	N3-C4-O4	-6.95	114.53	119.40
34	BA	825	G	C1'-O4'-C4'	-6.95	104.34	109.90
34	BA	1652	G	P-O3'-C3'	-6.95	111.36	119.70
35	BB	1065	G	C8-N9-C1'	-6.95	117.96	127.00
39	BF	54	U	C3'-C2'-C1'	6.95	107.06	101.50
85	AA	650	G	C6-N1-C2	-6.95	120.93	125.10
85	AA	788	G	O4'-C4'-C3'	-6.95	97.05	104.00
85	AA	838	G	N3-C4-N9	6.95	130.17	126.00
85	AA	1516	A	O4'-C1'-C2'	6.95	113.86	107.60
85	AA	1536	C	P-O5'-C5'	-6.95	109.78	120.90
85	AA	2132	A	O4'-C1'-N9	6.95	113.76	108.20
34	BA	794	G	C1'-O4'-C4'	-6.95	104.34	109.90
35	BB	168	U	O4'-C1'-N1	6.95	113.76	108.20
85	AA	519	A	C4'-C3'-C2'	-6.95	95.65	102.60
4	A3	210	ARG	NE-CZ-NH2	-6.95	116.83	120.30
5	A4	3	ALA	N-CA-CB	6.95	119.83	110.10
35	BB	63	A	C1'-O4'-C4'	-6.95	104.34	109.90
35	BB	1306	G	O5'-C5'-C4'	-6.95	98.49	111.70
38	BE	17	U	C1'-O4'-C4'	-6.95	104.34	109.90
40	BG	2	U	C2-N3-C4	-6.95	122.83	127.00
85	AA	644	A	N1-C6-N6	6.95	122.77	118.60
34	BA	110	C	N3-C4-C5	-6.95	119.12	121.90
35	BB	137	A	C4-N9-C1'	-6.95	113.79	126.30
35	BB	1071	G	P-O3'-C3'	-6.95	111.36	119.70
38	BE	39	U	C2-N3-C4	-6.95	122.83	127.00
40	BG	135	C	O4'-C1'-N1	6.95	113.76	108.20
59	BZ	75	TRP	CB-CG-CD2	-6.95	117.57	126.60
85	AA	1217	U	N3-C2-O2	-6.95	117.34	122.20
85	AA	2074	G	C4-N9-C1'	-6.95	117.47	126.50
34	BA	1331	G	P-O3'-C3'	-6.95	111.36	119.70
35	BB	518	G	C5'-C4'-O4'	6.95	117.44	109.10
36	BC	15	G	C5-C6-O6	-6.95	124.43	128.60
85	AA	430	G	C5-C6-O6	-6.95	124.43	128.60
85	AA	2154	C	P-O5'-C5'	-6.95	109.78	120.90
8	A7	211	CYS	N-CA-C	-6.95	92.25	111.00
34	BA	87	G	C1'-O4'-C4'	-6.95	104.34	109.90
34	BA	89	G	C8-N9-C1'	6.95	136.03	127.00
34	BA	103	G	P-O5'-C5'	-6.95	109.79	120.90
34	BA	114	U	P-O5'-C5'	-6.95	109.79	120.90
34	BA	702	G	O3'-P-O5'	6.95	117.19	104.00
34	BA	994	G	C5'-C4'-C3'	-6.95	104.89	116.00
35	BB	315	C	O4'-C1'-N1	6.95	113.76	108.20

Continued on next page...

Continued from previous page...

Mol	Chain	Res	Type	Atoms	Z	Observed(°)	Ideal(°)
35	BB	1015	U	O4'-C1'-N1	6.95	113.76	108.20
35	BB	1016	C	C3'-C2'-C1'	-6.95	95.94	101.50
37	BD	78	C	O4'-C1'-N1	6.95	113.76	108.20
39	BF	34	C	C4'-C3'-C2'	-6.95	95.65	102.60
85	AA	1056	C	C6-N1-C1'	-6.95	112.47	120.80
85	AA	1440	C	C3'-C2'-C1'	-6.95	95.94	101.50
85	AA	1632	G	C5-C6-O6	-6.95	124.43	128.60
34	BA	1538	G	N1-C2-N2	-6.94	109.95	116.20
35	BB	255	A	O4'-C1'-N9	6.94	113.76	108.20
85	AA	764	U	P-O3'-C3'	6.94	128.03	119.70
34	BA	310	C	C5'-C4'-C3'	-6.94	104.89	116.00
34	BA	639	U	O4'-C1'-N1	6.94	113.75	108.20
40	BG	13	A	C5'-C4'-O4'	6.94	117.43	109.10
67	Bh	50	ARG	NE-CZ-NH2	6.94	123.77	120.30
85	AA	456	A	C4-N9-C1'	-6.94	113.81	126.30
34	BA	89	G	N1-C6-O6	6.94	124.06	119.90
34	BA	679	U	P-O3'-C3'	6.94	128.03	119.70
34	BA	1544	G	C1'-O4'-C4'	-6.94	104.35	109.90
34	BA	1603	A	C4'-C3'-C2'	-6.94	95.66	102.60
35	BB	374	A	C6-N1-C2	-6.94	114.44	118.60
35	BB	1054	G	C5-C6-O6	-6.94	124.44	128.60
41	BH	100	A	OP1-P-O3'	6.94	120.47	105.20
85	AA	265	A	C1'-O4'-C4'	-6.94	104.35	109.90
38	BE	96	G	N1-C6-O6	-6.94	115.74	119.90
34	BA	277	A	O4'-C1'-N9	6.94	113.75	108.20
34	BA	308	C	O4'-C1'-N1	6.94	113.75	108.20
34	BA	1282	G	C5'-C4'-C3'	-6.94	104.90	116.00
34	BA	1636	C	C6-N1-C2	6.94	123.08	120.30
35	BB	509	A	C8-N9-C4	6.94	108.58	105.80
35	BB	1000	U	P-O5'-C5'	-6.94	109.80	120.90
38	BE	146	U	C5-C6-N1	-6.94	119.23	122.70
67	Bh	163	ARG	NE-CZ-NH1	6.94	123.77	120.30
77	Br	99	ARG	CB-CA-C	-6.94	96.52	110.40
85	AA	189	G	O4'-C1'-N9	6.94	113.75	108.20
85	AA	236	G	O4'-C1'-N9	6.94	113.75	108.20
86	AB	67	C	C6-N1-C2	-6.94	117.53	120.30
53	BT	75	HIS	CA-CB-CG	-6.94	101.81	113.60
85	AA	722	G	C4-N9-C1'	-6.94	117.48	126.50
85	AA	859	G	C2-N3-C4	6.94	115.37	111.90
85	AA	1291	A	O4'-C1'-N9	6.94	113.75	108.20
21	AM	41	PHE	CB-CG-CD2	-6.93	115.95	120.80
34	BA	54	A	C3'-C2'-C1'	-6.93	95.95	101.50

Continued on next page...

Continued from previous page...

Mol	Chain	Res	Type	Atoms	Z	Observed(°)	Ideal(°)
34	BA	167	U	O4'-C1'-N1	6.93	113.75	108.20
34	BA	195	G	C8-N9-C4	-6.93	103.63	106.40
34	BA	1676	A	O5'-P-OP2	-6.93	99.46	105.70
35	BB	284	C	O4'-C1'-N1	6.93	113.75	108.20
35	BB	1022	C	N1-C2-O2	6.93	123.06	118.90
35	BB	1441	C	C5'-C4'-O4'	6.93	117.42	109.10
35	BB	1467	A	C5'-C4'-C3'	6.93	127.09	116.00
40	BG	166	C	C5-C4-N4	6.93	125.05	120.20
85	AA	1514	A	C5-C6-N6	-6.93	118.15	123.70
85	AA	1636	C	C6-N1-C2	-6.93	117.53	120.30
34	BA	568	G	C4'-C3'-C2'	-6.93	95.67	102.60
35	BB	1506	C	C6-N1-C1'	-6.93	112.48	120.80
34	BA	290	G	N3-C2-N2	6.93	124.75	119.90
35	BB	507	G	N9-C1'-C2'	-6.93	104.38	112.00
35	BB	530	C	O4'-C1'-N1	6.93	113.75	108.20
39	BF	56	C	O5'-P-OP2	-6.93	99.46	105.70
41	BH	113	G	C1'-O4'-C4'	-6.93	104.36	109.90
85	AA	1765	G	O4'-C1'-N9	6.93	113.75	108.20
34	BA	155	U	N1-C2-N3	6.93	119.06	114.90
34	BA	435	U	C5'-C4'-C3'	6.93	127.09	116.00
34	BA	571	G	C8-N9-C4	-6.93	103.63	106.40
34	BA	1202	G	N9-C1'-C2'	-6.93	104.38	112.00
34	BA	1504	A	P-O5'-C5'	6.93	131.99	120.90
35	BB	871	C	C1'-O4'-C4'	-6.93	104.36	109.90
38	BE	33	C	O4'-C1'-N1	6.93	113.74	108.20
38	BE	82	C	C1'-O4'-C4'	-6.93	104.36	109.90
40	BG	7	U	O4'-C1'-N1	6.93	113.74	108.20
41	BH	15	A	C4'-C3'-C2'	-6.93	95.67	102.60
47	BN	187	TYR	N-CA-C	-6.93	92.29	111.00
65	Bf	150	HIS	CA-CB-CG	-6.93	101.82	113.60
85	AA	128	U	C3'-C2'-C1'	-6.93	95.96	101.50
85	AA	231	G	O4'-C1'-N9	6.93	113.74	108.20
34	BA	1733	G	O4'-C1'-N9	6.93	113.74	108.20
85	AA	1790	G	N9-C4-C5	-6.93	102.63	105.40
85	AA	2164	G	C3'-C2'-C1'	-6.93	95.96	101.50
22	AO	95	ARG	NE-CZ-NH1	6.93	123.76	120.30
34	BA	814	C	N1-C1'-C2'	-6.93	104.38	112.00
34	BA	1542	A	N9-C1'-C2'	-6.93	104.38	112.00
35	BB	1504	U	P-O3'-C3'	6.93	128.01	119.70
41	BH	133	U	O4'-C1'-N1	6.93	113.74	108.20
85	AA	2109	G	O4'-C1'-N9	6.93	113.74	108.20
85	AA	2202	G	C5-C6-O6	-6.93	124.44	128.60

Continued on next page...

Continued from previous page...

Mol	Chain	Res	Type	Atoms	Z	Observed(°)	Ideal(°)
34	BA	231	U	P-O5'-C5'	6.92	131.98	120.90
34	BA	383	G	N3-C2-N2	-6.92	115.05	119.90
35	BB	93	A	O4'-C1'-N9	6.92	113.74	108.20
39	BF	60	C	C6-N1-C2	-6.92	117.53	120.30
85	AA	210	G	N9-C1'-C2'	-6.92	104.38	112.00
85	AA	1399	U	O4'-C1'-N1	6.92	113.74	108.20
7	A6	53	ARG	NE-CZ-NH1	6.92	123.76	120.30
34	BA	102	G	C3'-C2'-C1'	-6.92	95.96	101.50
34	BA	1286	C	C5-C4-N4	6.92	125.05	120.20
34	BA	1472	G	C8-N9-C4	6.92	109.17	106.40
35	BB	624	A	P-O3'-C3'	-6.92	111.39	119.70
41	BH	111	U	C5-C4-O4	6.92	130.05	125.90
85	AA	878	U	O4'-C1'-N1	6.92	113.74	108.20
85	AA	1091	C	O4'-C1'-N1	6.92	113.74	108.20
34	BA	930	A	C5'-C4'-C3'	-6.92	104.92	116.00
34	BA	1294	C	O4'-C4'-C3'	6.92	111.64	106.10
34	BA	1485	U	C6-N1-C1'	6.92	130.89	121.20
34	BA	1659	G	O4'-C1'-N9	6.92	113.74	108.20
35	BB	449	C	C6-N1-C2	-6.92	117.53	120.30
35	BB	942	G	P-O3'-C3'	6.92	128.01	119.70
40	BG	46	G	P-O3'-C3'	-6.92	111.39	119.70
41	BH	11	C	N1-C2-O2	6.92	123.05	118.90
59	BZ	78	HIS	CB-CA-C	-6.92	96.56	110.40
85	AA	633	C	C2-N1-C1'	6.92	126.41	118.80
85	AA	1833	C	C5'-C4'-O4'	6.92	117.41	109.10
34	BA	286	C	C5'-C4'-C3'	6.92	127.07	116.00
34	BA	687	G	C6-N1-C2	-6.92	120.95	125.10
34	BA	1025	A	P-O3'-C3'	-6.92	111.40	119.70
40	BG	13	A	C1'-O4'-C4'	-6.92	104.36	109.90
85	AA	25	C	OP1-P-OP2	-6.92	109.22	119.60
85	AA	457	G	C1'-O4'-C4'	-6.92	104.36	109.90
86	AB	58	A	C5'-C4'-C3'	-6.92	104.93	116.00
27	AT	34	HIS	CA-CB-CG	6.92	125.36	113.60
34	BA	12	G	C5-N7-C8	-6.92	100.84	104.30
35	BB	887	G	P-O3'-C3'	-6.92	111.40	119.70
38	BE	17	U	C5'-C4'-C3'	-6.92	104.93	116.00
85	AA	164	G	C5'-C4'-C3'	-6.92	104.93	116.00
85	AA	590	U	O4'-C1'-N1	6.92	113.73	108.20
85	AA	657	C	C6-N1-C2	-6.92	117.53	120.30
85	AA	688	C	C5'-C4'-O4'	6.92	117.40	109.10
85	AA	1612	C	P-O5'-C5'	-6.92	109.83	120.90
34	BA	440	A	O5'-C5'-C4'	-6.92	98.56	111.70

Continued on next page...

Continued from previous page...

Mol	Chain	Res	Type	Atoms	Z	Observed(°)	Ideal(°)
34	BA	939	C	N3-C2-O2	-6.92	117.06	121.90
35	BB	76	C	P-O5'-C5'	6.92	131.97	120.90
37	BD	81	C	N1-C2-O2	6.92	123.05	118.90
44	BK	9	TYR	CB-CG-CD1	-6.92	116.85	121.00
65	Bf	398	ARG	NE-CZ-NH2	-6.92	116.84	120.30
74	Bo	56	ARG	NE-CZ-NH1	6.92	123.76	120.30
85	AA	79	G	C8-N9-C1'	6.92	135.99	127.00
85	AA	819	G	N3-C4-C5	-6.92	125.14	128.60
85	AA	823	C	C3'-C2'-C1'	-6.92	95.97	101.50
25	AR	43	ASN	CA-CB-CG	-6.92	98.19	113.40
34	BA	1577	U	C6-N1-C1'	6.92	130.88	121.20
35	BB	752	A	N1-C6-N6	-6.92	114.45	118.60
35	BB	1170	U	C1'-O4'-C4'	-6.92	104.37	109.90
35	BB	1254	G	N1-C6-O6	-6.92	115.75	119.90
38	BE	193	A	C5-N7-C8	-6.92	100.44	103.90
34	BA	13	U	C1'-O4'-C4'	-6.91	104.37	109.90
34	BA	591	G	C4-N9-C1'	-6.91	117.51	126.50
34	BA	1433	U	C1'-O4'-C4'	-6.91	104.37	109.90
35	BB	574	G	C8-N9-C1'	6.91	135.99	127.00
77	Br	237	HIS	CA-CB-CG	-6.91	101.85	113.60
85	AA	130	G	O3'-P-O5'	-6.91	90.86	104.00
34	BA	455	A	P-O5'-C5'	-6.91	109.84	120.90
35	BB	976	U	N1-C2-N3	6.91	119.05	114.90
85	AA	492	C	C2-N1-C1'	-6.91	111.20	118.80
85	AA	2235	C	O4'-C1'-N1	6.91	113.73	108.20
19	AK	135	TRP	CB-CG-CD2	-6.91	117.62	126.60
34	BA	875	G	C3'-C2'-C1'	-6.91	95.97	101.50
34	BA	1814	U	C6-N1-C1'	6.91	130.87	121.20
35	BB	860	U	C2-N1-C1'	6.91	125.99	117.70
38	BE	155	C	C6-N1-C1'	-6.91	112.51	120.80
74	Bo	14	TYR	CB-CG-CD2	-6.91	116.85	121.00
85	AA	1505	G	C5-C6-O6	6.91	132.75	128.60
4	A3	62	PHE	CB-CG-CD2	-6.91	115.97	120.80
19	AK	34	ASN	C-N-CA	6.91	138.97	121.70
34	BA	42	A	C4-N9-C1'	-6.91	113.86	126.30
34	BA	300	C	O3'-P-O5'	-6.91	90.88	104.00
34	BA	558	C	OP2-P-O3'	6.91	120.40	105.20
34	BA	1433	U	P-O5'-C5'	-6.91	109.85	120.90
35	BB	713	U	C6-N1-C1'	6.91	130.87	121.20
38	BE	27	A	P-O5'-C5'	-6.91	109.85	120.90
34	BA	185	A	C5-C6-N6	-6.91	118.17	123.70
37	BD	98	G	C3'-C2'-C1'	-6.91	95.97	101.50

Continued on next page...

Continued from previous page...

Mol	Chain	Res	Type	Atoms	Z	Observed(°)	Ideal(°)
41	BH	63	G	C6-C5-N7	-6.91	126.26	130.40
47	BN	207	ALA	CB-CA-C	-6.91	99.74	110.10
85	AA	105	A	O4'-C1'-C2'	6.91	113.82	107.60
3	A2	41	ARG	NE-CZ-NH2	6.91	123.75	120.30
34	BA	123	C	N1-C2-O2	-6.91	114.76	118.90
34	BA	306	G	C8-N9-C1'	6.91	135.98	127.00
34	BA	1234	U	C3'-C2'-C1'	-6.91	95.98	101.50
47	BN	205	ARG	NE-CZ-NH1	6.91	123.75	120.30
85	AA	31	C	C3'-C2'-C1'	-6.91	95.98	101.50
85	AA	617	C	C2'-C3'-O3'	6.91	124.75	113.70
6	A5	61	ASP	N-CA-CB	-6.90	98.17	110.60
13	AE	54	ILE	C-N-CA	6.90	136.80	122.30
34	BA	13	U	P-O3'-C3'	-6.90	111.42	119.70
34	BA	1490	U	O4'-C1'-C2'	6.90	113.81	107.60
35	BB	20	U	C2-N3-C4	-6.90	122.86	127.00
35	BB	830	G	O4'-C4'-C3'	-6.90	97.10	104.00
64	Be	174	ARG	NE-CZ-NH1	6.90	123.75	120.30
85	AA	1358	A	C1'-O4'-C4'	-6.90	104.38	109.90
34	BA	625	U	C4'-C3'-C2'	-6.90	95.70	102.60
34	BA	1439	C	O4'-C1'-N1	6.90	113.72	108.20
34	BA	1723	U	O5'-C5'-C4'	6.90	124.81	111.70
34	BA	1845	G	N1-C2-N2	6.90	122.41	116.20
35	BB	38	C	N3-C2-O2	-6.90	117.07	121.90
35	BB	434	A	N1-C6-N6	6.90	122.74	118.60
35	BB	578	G	C6-N1-C2	-6.90	120.96	125.10
35	BB	880	G	P-O3'-C3'	-6.90	111.42	119.70
35	BB	1047	C	N3-C2-O2	-6.90	117.07	121.90
35	BB	1199	A	O3'-P-O5'	-6.90	90.89	104.00
58	BY	64	ARG	CA-CB-CG	6.90	128.59	113.40
85	AA	76	G	C3'-C2'-C1'	-6.90	95.98	101.50
85	AA	261	U	C2-N1-C1'	-6.90	109.42	117.70
85	AA	537	G	C5-C6-O6	-6.90	124.46	128.60
85	AA	1003	G	C8-N9-C1'	6.90	135.97	127.00
29	AV	5	ARG	NE-CZ-NH1	6.90	123.75	120.30
34	BA	18	G	C5-C6-N1	6.90	114.95	111.50
34	BA	765	U	C3'-C2'-C1'	6.90	107.02	101.50
34	BA	1685	C	C2-N1-C1'	-6.90	111.21	118.80
35	BB	817	C	C1'-O4'-C4'	-6.90	104.38	109.90
35	BB	824	C	N1-C1'-C2'	-6.90	104.41	112.00
35	BB	960	C	O4'-C1'-N1	6.90	113.72	108.20
35	BB	1257	A	N1-C6-N6	6.90	122.74	118.60
40	BG	130	G	P-O3'-C3'	-6.90	111.42	119.70

Continued on next page...

Continued from previous page...

Mol	Chain	Res	Type	Atoms	Z	Observed(°)	Ideal(°)
85	AA	98	U	N1-C1'-C2'	-6.90	104.41	112.00
85	AA	607	U	C3'-C2'-C1'	-6.90	95.98	101.50
85	AA	986	U	C6-N1-C2	-6.90	116.86	121.00
34	BA	367	G	C8-N9-C1'	-6.90	118.03	127.00
34	BA	934	G	C4-N9-C1'	-6.90	117.53	126.50
58	BY	19	ARG	NE-CZ-NH1	6.90	123.75	120.30
9	A8	33	ARG	NE-CZ-NH2	-6.90	116.85	120.30
34	BA	162	G	N3-C4-N9	-6.90	121.86	126.00
34	BA	592	G	O3'-P-O5'	6.90	117.11	104.00
34	BA	1087	A	O4'-C1'-N9	6.90	113.72	108.20
35	BB	134	G	N3-C2-N2	6.90	124.73	119.90
35	BB	758	A	C4'-C3'-C2'	-6.90	95.70	102.60
35	BB	1369	A	C5'-C4'-O4'	-6.90	100.82	109.10
38	BE	156	C	O4'-C1'-N1	6.90	113.72	108.20
38	BE	171	U	C5-C6-N1	-6.90	119.25	122.70
40	BG	24	A	C5-C6-N6	6.90	129.22	123.70
85	AA	161	A	C2-N3-C4	-6.90	107.15	110.60
85	AA	726	U	C5'-C4'-C3'	-6.90	104.96	116.00
85	AA	831	C	C3'-C2'-C1'	-6.90	95.98	101.50
85	AA	1204	A	N9-C4-C5	6.90	108.56	105.80
21	AM	143	ARG	NE-CZ-NH2	-6.90	116.85	120.30
25	AR	17	TYR	CB-CG-CD1	6.90	125.14	121.00
34	BA	25	C	C6-N1-C2	-6.90	117.54	120.30
34	BA	258	C	C3'-C2'-C1'	-6.90	95.98	101.50
34	BA	467	A	N1-C6-N6	6.90	122.74	118.60
35	BB	412	A	C8-N9-C4	6.90	108.56	105.80
85	AA	1645	G	C8-N9-C1'	6.90	135.96	127.00
34	BA	565	U	O4'-C1'-N1	6.89	113.72	108.20
34	BA	765	U	N3-C2-O2	-6.89	117.37	122.20
35	BB	781	U	C5'-C4'-C3'	6.89	127.03	116.00
36	BC	108	A	N1-C6-N6	-6.89	114.46	118.60
38	BE	51	C	C2-N3-C4	-6.89	116.45	119.90
41	BH	109	G	C5'-C4'-C3'	-6.89	104.97	116.00
85	AA	2117	U	C4-C5-C6	-6.89	115.56	119.70
34	BA	730	C	C1'-O4'-C4'	-6.89	104.39	109.90
34	BA	936	A	O5'-P-OP2	-6.89	99.50	105.70
34	BA	1038	U	O4'-C1'-N1	6.89	113.71	108.20
34	BA	1178	U	P-O3'-C3'	-6.89	111.43	119.70
34	BA	1728	G	C8-N9-C1'	-6.89	118.04	127.00
72	Bm	103	ARG	NE-CZ-NH1	6.89	123.75	120.30
85	AA	141	A	O4'-C1'-N9	6.89	113.71	108.20
85	AA	1232	U	P-O5'-C5'	6.89	131.93	120.90

Continued on next page...

Continued from previous page...

Mol	Chain	Res	Type	Atoms	Z	Observed(°)	Ideal(°)
85	AA	1346	C	O4'-C1'-N1	6.89	113.71	108.20
85	AA	1928	A	P-O3'-C3'	-6.89	111.43	119.70
35	BB	858	U	P-O5'-C5'	6.89	131.93	120.90
35	BB	1233	U	O4'-C1'-N1	6.89	113.71	108.20
85	AA	551	C	O4'-C1'-N1	6.89	113.71	108.20
8	A7	187	ARG	CG-CD-NE	-6.89	97.33	111.80
34	BA	519	G	C5'-C4'-O4'	6.89	117.37	109.10
34	BA	890	G	C4-N9-C1'	-6.89	117.54	126.50
34	BA	1183	U	P-O3'-C3'	-6.89	111.43	119.70
34	BA	1564	A	P-O5'-C5'	-6.89	109.88	120.90
34	BA	1653	G	O4'-C1'-C2'	6.89	113.80	107.60
35	BB	567	G	N1-C6-O6	-6.89	115.77	119.90
35	BB	1003	G	C1'-O4'-C4'	-6.89	104.39	109.90
35	BB	1099	U	C4'-C3'-C2'	-6.89	95.71	102.60
35	BB	1223	A	N1-C2-N3	-6.89	125.86	129.30
36	BC	26	U	O4'-C1'-N1	-6.89	102.69	108.20
85	AA	232	U	O4'-C1'-N1	6.89	113.71	108.20
85	AA	2129	U	O4'-C4'-C3'	-6.89	97.11	104.00
35	BB	783	U	P-O3'-C3'	6.89	127.97	119.70
35	BB	969	C	C6-N1-C2	-6.89	117.55	120.30
36	BC	70	C	C1'-O4'-C4'	-6.89	104.39	109.90
34	BA	1127	U	P-O5'-C5'	6.89	131.92	120.90
34	BA	1277	G	C5'-C4'-C3'	-6.89	104.98	116.00
34	BA	1540	C	N1-C2-O2	-6.89	114.77	118.90
35	BB	347	G	N1-C6-O6	6.89	124.03	119.90
36	BC	91	G	N9-C1'-C2'	-6.89	104.42	112.00
85	AA	1368	G	N3-C4-C5	-6.89	125.16	128.60
85	AA	1440	C	O3'-P-O5'	6.89	117.08	104.00
85	AA	1457	C	O3'-P-O5'	6.89	117.08	104.00
85	AA	1683	U	O4'-C1'-N1	6.89	113.71	108.20
85	AA	1731	G	C5-C6-N1	6.89	114.94	111.50
85	AA	2141	G	N1-C2-N3	-6.89	119.77	123.90
2	A1	241	GLY	N-CA-C	6.88	130.31	113.10
34	BA	487	A	P-O5'-C5'	6.88	131.91	120.90
34	BA	793	A	C5'-C4'-C3'	-6.88	104.98	116.00
34	BA	965	A	C3'-C2'-C1'	-6.88	95.99	101.50
34	BA	1695	G	N3-C2-N2	6.88	124.72	119.90
35	BB	831	C	C3'-C2'-C1'	-6.88	95.99	101.50
35	BB	970	C	O3'-P-O5'	6.88	117.08	104.00
35	BB	1410	G	P-O3'-C3'	-6.88	111.44	119.70
36	BC	123	G	N3-C2-N2	-6.88	115.08	119.90
40	BG	25	G	C8-N9-C1'	6.88	135.95	127.00

Continued on next page...

Continued from previous page...

Mol	Chain	Res	Type	Atoms	Z	Observed(°)	Ideal(°)
73	Bn	28	HIS	N-CA-CB	6.88	122.99	110.60
85	AA	2152	C	C5'-C4'-C3'	-6.88	104.98	116.00
35	BB	1252	G	C8-N9-C4	6.88	109.15	106.40
40	BG	43	U	C2-N3-C4	-6.88	122.87	127.00
40	BG	172	C	C5-C6-N1	-6.88	117.56	121.00
85	AA	240	A	C4'-C3'-C2'	-6.88	95.72	102.60
85	AA	372	U	P-O3'-C3'	-6.88	111.44	119.70
85	AA	1151	G	C5'-C4'-C3'	6.88	127.01	116.00
85	AA	1860	A	P-O5'-C5'	6.88	131.91	120.90
85	AA	1906	C	O4'-C1'-N1	6.88	113.71	108.20
15	AG	129	TYR	CA-CB-CG	-6.88	100.33	113.40
34	BA	444	A	N1-C6-N6	6.88	122.73	118.60
34	BA	930	A	N9-C1'-C2'	-6.88	104.43	112.00
34	BA	1311	G	N1-C2-N2	-6.88	110.01	116.20
35	BB	654	C	N1-C1'-C2'	-6.88	104.43	112.00
35	BB	1387	C	N3-C2-O2	-6.88	117.08	121.90
36	BC	153	C	C4'-C3'-C2'	6.88	109.48	102.60
37	BD	78	C	P-O5'-C5'	-6.88	109.89	120.90
85	AA	476	C	C3'-C2'-C1'	-6.88	96.00	101.50
85	AA	847	G	C6-N1-C2	-6.88	120.97	125.10
34	BA	399	G	C4-C5-N7	6.88	113.55	110.80
35	BB	1281	G	C8-N9-C4	6.88	109.15	106.40
37	BD	11	A	C5-C6-N1	6.88	121.14	117.70
65	Bf	350	ASN	C-N-CA	6.88	138.90	121.70
85	AA	330	C	OP1-P-OP2	-6.88	109.28	119.60
85	AA	768	C	C5'-C4'-C3'	-6.88	104.99	116.00
85	AA	1948	A	C3'-C2'-C1'	-6.88	96.00	101.50
34	BA	445	C	C3'-C2'-C1'	-6.88	96.00	101.50
34	BA	516	U	OP1-P-O3'	6.88	120.33	105.20
34	BA	747	G	P-O3'-C3'	-6.88	111.45	119.70
34	BA	842	U	C4-C5-C6	-6.88	115.57	119.70
35	BB	63	A	O4'-C1'-C2'	-6.88	98.92	105.80
35	BB	1105	G	O3'-P-O5'	-6.88	90.93	104.00
35	BB	1427	A	C5-C6-N1	6.88	121.14	117.70
35	BB	1497	C	C6-N1-C2	-6.88	117.55	120.30
39	BF	12	U	P-O5'-C5'	-6.88	109.90	120.90
43	BJ	127	ARG	NE-CZ-NH1	6.88	123.74	120.30
83	Bx	81	ARG	NE-CZ-NH1	6.88	123.74	120.30
85	AA	47	A	C5-C6-N1	6.88	121.14	117.70
85	AA	537	G	C1'-O4'-C4'	-6.88	104.40	109.90
85	AA	1215	A	O3'-P-O5'	-6.88	90.93	104.00
85	AA	1464	G	C6-N1-C2	-6.88	120.97	125.10

Continued on next page...

Continued from previous page...

Mol	Chain	Res	Type	Atoms	Z	Observed(°)	Ideal(°)
85	AA	1513	U	P-O3'-C3'	-6.88	111.45	119.70
85	AA	1668	G	N7-C8-N9	6.88	116.54	113.10
34	BA	139	U	C6-N1-C2	-6.88	116.87	121.00
34	BA	517	A	O5'-C5'-C4'	-6.88	98.63	111.70
34	BA	747	G	N7-C8-N9	6.88	116.54	113.10
34	BA	1123	G	P-O5'-C5'	6.88	131.90	120.90
34	BA	1697	U	C5'-C4'-O4'	-6.88	100.85	109.10
34	BA	255	G	C4-N9-C1'	-6.88	117.56	126.50
34	BA	1746	G	O4'-C1'-N9	6.88	113.70	108.20
38	BE	28	C	C5'-C4'-C3'	-6.88	105.00	116.00
61	Bb	76	ASP	CB-CG-OD1	-6.88	112.11	118.30
85	AA	75	U	C5-C6-N1	6.88	126.14	122.70
85	AA	909	C	C1'-O4'-C4'	-6.88	104.40	109.90
85	AA	1371	C	P-O5'-C5'	6.88	131.90	120.90
34	BA	118	C	O4'-C1'-N1	6.87	113.70	108.20
34	BA	867	C	O5'-P-OP2	6.87	118.95	110.70
34	BA	1541	G	C8-N9-C4	6.87	109.15	106.40
35	BB	815	G	C8-N9-C1'	6.87	135.93	127.00
47	BN	81	SER	N-CA-CB	6.87	120.81	110.50
85	AA	32	U	C1'-O4'-C4'	-6.87	104.40	109.90
23	AP	151	ARG	NE-CZ-NH1	6.87	123.74	120.30
34	BA	363	G	P-O5'-C5'	-6.87	109.91	120.90
34	BA	437	G	P-O3'-C3'	6.87	127.95	119.70
34	BA	1691	G	C5-C6-O6	-6.87	124.48	128.60
38	BE	89	G	C5'-C4'-C3'	6.87	127.00	116.00
39	BF	52	A	P-O3'-C3'	-6.87	111.45	119.70
39	BF	55	A	C5-C6-N6	-6.87	118.20	123.70
40	BG	9	G	N3-C2-N2	-6.87	115.09	119.90
85	AA	773	G	C3'-C2'-C1'	-6.87	96.00	101.50
85	AA	1955	U	C5'-C4'-C3'	-6.87	105.00	116.00
34	BA	371	U	O4'-C1'-N1	6.87	113.70	108.20
35	BB	1014	U	O4'-C1'-N1	6.87	113.70	108.20
34	BA	306	G	C5-C6-O6	6.87	132.72	128.60
34	BA	1011	G	O5'-C5'-C4'	-6.87	98.65	111.70
34	BA	1505	G	P-O5'-C5'	-6.87	109.91	120.90
35	BB	128	C	N3-C2-O2	-6.87	117.09	121.90
35	BB	135	C	C6-N1-C1'	6.87	129.04	120.80
35	BB	703	U	O5'-C5'-C4'	-6.87	98.65	111.70
35	BB	801	G	O3'-P-O5'	-6.87	90.95	104.00
35	BB	1474	A	P-O3'-C3'	6.87	127.94	119.70
38	BE	149	A	C5-C6-N1	-6.87	114.27	117.70
39	BF	43	U	C1'-O4'-C4'	-6.87	104.41	109.90

Continued on next page...

Continued from previous page...

Mol	Chain	Res	Type	Atoms	Z	Observed(°)	Ideal(°)
41	BH	12	U	N3-C4-O4	6.87	124.21	119.40
41	BH	103	C	O4'-C4'-C3'	-6.87	97.13	104.00
53	BT	121	ARG	NE-CZ-NH2	-6.87	116.86	120.30
85	AA	552	C	N3-C4-N4	6.87	122.81	118.00
85	AA	1103	A	P-O5'-C5'	6.87	131.89	120.90
85	AA	1483	A	O4'-C1'-N9	6.87	113.69	108.20
85	AA	2131	C	O4'-C1'-N1	6.87	113.69	108.20
34	BA	8	G	P-O3'-C3'	-6.87	111.46	119.70
34	BA	165	C	C6-N1-C2	-6.87	117.55	120.30
34	BA	900	A	P-O5'-C5'	-6.87	109.91	120.90
35	BB	561	C	C4'-C3'-C2'	-6.87	95.73	102.60
35	BB	1346	A	P-O5'-C5'	6.87	131.89	120.90
36	BC	33	U	C5-C4-O4	-6.87	121.78	125.90
40	BG	128	U	C5-C6-N1	-6.87	119.27	122.70
85	AA	320	U	O4'-C1'-N1	6.87	113.69	108.20
85	AA	943	U	C2-N3-C4	-6.87	122.88	127.00
85	AA	1136	A	C5'-C4'-C3'	6.87	126.99	116.00
22	AO	95	ARG	NE-CZ-NH2	-6.87	116.87	120.30
34	BA	94	G	P-O3'-C3'	-6.87	111.46	119.70
35	BB	662	G	C8-N9-C4	6.87	109.15	106.40
35	BB	801	G	N9-C1'-C2'	-6.87	104.45	112.00
35	BB	825	U	O4'-C4'-C3'	-6.87	97.13	104.00
36	BC	141	C	C2-N3-C4	-6.87	116.47	119.90
39	BF	11	C	O4'-C4'-C3'	-6.87	97.14	104.00
39	BF	52	A	O4'-C1'-N9	6.87	113.69	108.20
40	BG	112	C	C5'-C4'-O4'	6.87	117.34	109.10
41	BH	84	A	OP1-P-OP2	-6.87	109.30	119.60
61	Bb	88	MET	CG-SD-CE	-6.87	89.22	100.20
69	Bj	10	ARG	NE-CZ-NH2	-6.87	116.87	120.30
85	AA	633	C	C5'-C4'-O4'	6.87	117.34	109.10
85	AA	1876	U	O4'-C1'-N1	6.87	113.69	108.20
34	BA	583	G	C5'-C4'-C3'	-6.86	105.02	116.00
34	BA	721	A	O3'-P-O5'	-6.86	90.96	104.00
34	BA	1256	A	C3'-C2'-C1'	-6.86	96.01	101.50
34	BA	1280	A	C4'-C3'-C2'	6.86	109.46	102.60
35	BB	676	G	C6-N1-C2	-6.86	120.98	125.10
36	BC	75	G	P-O5'-C5'	6.86	131.88	120.90
40	BG	38	A	C4-N9-C1'	-6.86	113.95	126.30
85	AA	436	G	C8-N9-C4	6.86	109.14	106.40
85	AA	1921	G	C5-N7-C8	6.86	107.73	104.30
34	BA	12	G	C4-C5-C6	-6.86	114.68	118.80
35	BB	1071	G	C5-C6-N1	6.86	114.93	111.50

Continued on next page...

Continued from previous page...

Mol	Chain	Res	Type	Atoms	Z	Observed(°)	Ideal(°)
85	AA	716	G	C4-N9-C1'	-6.86	117.58	126.50
34	BA	297	A	C5'-C4'-C3'	-6.86	105.02	116.00
35	BB	1443	C	P-O3'-C3'	-6.86	111.47	119.70
36	BC	6	G	C6-N1-C2	-6.86	120.98	125.10
37	BD	31	U	P-O3'-C3'	-6.86	111.47	119.70
85	AA	1004	G	C4-N9-C1'	-6.86	117.58	126.50
85	AA	1855	U	C2'-C3'-O3'	6.86	124.68	113.70
85	AA	2150	G	C6-N1-C2	-6.86	120.98	125.10
85	AA	2230	U	O3'-P-O5'	6.86	117.03	104.00
34	BA	1085	G	N3-C4-C5	-6.86	125.17	128.60
45	BL	36	ARG	NE-CZ-NH2	-6.86	116.87	120.30
85	AA	249	C	C5'-C4'-C3'	-6.86	105.03	116.00
85	AA	865	G	C1'-O4'-C4'	-6.86	104.41	109.90
85	AA	1676	G	C4-N9-C1'	-6.86	117.58	126.50
34	BA	650	C	C4'-C3'-C2'	-6.86	95.74	102.60
34	BA	685	C	C2-N1-C1'	6.86	126.34	118.80
34	BA	1043	C	O4'-C1'-N1	6.86	113.69	108.20
34	BA	1442	A	C5-N7-C8	6.86	107.33	103.90
34	BA	1800	G	C5'-C4'-O4'	6.86	117.33	109.10
35	BB	352	C	O4'-C1'-N1	6.86	113.69	108.20
59	BZ	13	ARG	NE-CZ-NH1	6.86	123.73	120.30
62	Bc	18	PHE	N-CA-CB	-6.86	98.25	110.60
85	AA	245	A	O4'-C1'-N9	6.86	113.69	108.20
85	AA	1339	C	C4'-C3'-C2'	-6.86	95.74	102.60
34	BA	919	A	O5'-C5'-C4'	-6.86	98.67	111.70
34	BA	1676	A	O4'-C1'-N9	6.86	113.68	108.20
35	BB	280	C	O4'-C1'-N1	6.86	113.68	108.20
35	BB	731	U	O4'-C1'-N1	6.86	113.68	108.20
36	BC	124	A	N3-C4-C5	-6.86	122.00	126.80
85	AA	710	A	C8-N9-C1'	-6.86	115.36	127.70
85	AA	1118	U	O4'-C1'-N1	6.86	113.68	108.20
85	AA	1816	C	P-O3'-C3'	6.86	127.93	119.70
34	BA	53	G	C5-C6-O6	-6.85	124.49	128.60
34	BA	1718	C	C5-C4-N4	-6.85	115.40	120.20
35	BB	14	C	O4'-C1'-N1	6.85	113.68	108.20
50	BQ	90	ARG	NE-CZ-NH1	6.85	123.73	120.30
2	A1	66	LEU	N-CA-C	6.85	129.50	111.00
34	BA	689	C	N3-C2-O2	-6.85	117.10	121.90
34	BA	894	G	N3-C2-N2	6.85	124.70	119.90
34	BA	934	G	C6-N1-C2	-6.85	120.99	125.10
34	BA	1797	A	C1'-O4'-C4'	-6.85	104.42	109.90
35	BB	311	C	O4'-C1'-N1	6.85	113.68	108.20

Continued on next page...

Continued from previous page...

Mol	Chain	Res	Type	Atoms	Z	Observed(°)	Ideal(°)
35	BB	831	C	O3'-P-O5'	-6.85	90.98	104.00
35	BB	1514	G	C8-N9-C4	-6.85	103.66	106.40
39	BF	68	C	P-O3'-C3'	-6.85	111.48	119.70
61	Bb	131	ASP	N-CA-CB	-6.85	98.27	110.60
82	Bw	124	ARG	NE-CZ-NH2	6.85	123.73	120.30
85	AA	611	G	C2-N3-C4	6.85	115.33	111.90
85	AA	945	A	C5'-C4'-O4'	6.85	117.32	109.10
85	AA	1373	U	P-O3'-C3'	6.85	127.92	119.70
40	BG	10	U	N1-C2-N3	6.85	119.01	114.90
41	BH	5	G	P-O3'-C3'	-6.85	111.48	119.70
85	AA	182	C	C5'-C4'-O4'	6.85	117.32	109.10
85	AA	849	A	P-O3'-C3'	-6.85	111.48	119.70
34	BA	470	C	C5-C4-N4	6.85	125.00	120.20
34	BA	554	A	P-O3'-C3'	6.85	127.92	119.70
34	BA	584	A	N1-C6-N6	-6.85	114.49	118.60
34	BA	920	U	C2-N3-C4	-6.85	122.89	127.00
34	BA	1325	G	C6-N1-C2	-6.85	120.99	125.10
34	BA	1471	U	O4'-C1'-N1	6.85	113.68	108.20
34	BA	1611	A	C8-N9-C1'	6.85	140.03	127.70
34	BA	1842	U	C1'-O4'-C4'	-6.85	104.42	109.90
35	BB	440	U	O4'-C1'-N1	6.85	113.68	108.20
35	BB	642	G	C8-N9-C1'	-6.85	118.10	127.00
38	BE	49	A	P-O5'-C5'	-6.85	109.94	120.90
38	BE	74	U	O4'-C1'-N1	6.85	113.68	108.20
85	AA	44	C	N3-C4-N4	6.85	122.80	118.00
85	AA	577	U	P-O5'-C5'	6.85	131.86	120.90
85	AA	2009	A	C3'-C2'-C1'	-6.85	96.02	101.50
85	AA	2075	C	P-O3'-C3'	-6.85	111.48	119.70
34	BA	189	G	C8-N9-C4	-6.85	103.66	106.40
34	BA	926	A	C8-N9-C4	6.85	108.54	105.80
35	BB	367	C	C5-C6-N1	6.85	124.42	121.00
35	BB	974	C	C2-N1-C1'	6.85	126.33	118.80
38	BE	127	G	P-O3'-C3'	6.85	127.92	119.70
65	Bf	240	ASN	N-CA-CB	6.85	122.93	110.60
85	AA	725	G	O4'-C1'-N9	6.85	113.68	108.20
85	AA	905	C	C5'-C4'-O4'	6.85	117.32	109.10
2	A1	100	TYR	CB-CA-C	-6.85	96.71	110.40
35	BB	1001	G	C4'-C3'-C2'	-6.85	95.75	102.60
41	BH	16	A	C5-N7-C8	-6.85	100.48	103.90
41	BH	33	G	C8-N9-C1'	6.85	135.90	127.00
3	A2	27	TYR	CB-CG-CD1	6.84	125.11	121.00
34	BA	155	U	P-O3'-C3'	-6.84	111.49	119.70

Continued on next page...

Continued from previous page...

Mol	Chain	Res	Type	Atoms	Z	Observed(°)	Ideal(°)
34	BA	214	A	O4'-C1'-N9	6.84	113.67	108.20
34	BA	790	G	P-O5'-C5'	-6.84	109.95	120.90
35	BB	569	G	N3-C2-N2	6.84	124.69	119.90
35	BB	601	U	C6-N1-C2	-6.84	116.89	121.00
35	BB	710	A	N1-C6-N6	-6.84	114.49	118.60
35	BB	970	C	C1'-O4'-C4'	-6.84	104.42	109.90
37	BD	77	A	C1'-O4'-C4'	-6.84	104.42	109.90
40	BG	164	U	P-O5'-C5'	6.84	131.85	120.90
40	BG	166	C	C6-N1-C1'	6.84	129.01	120.80
48	BO	148	TYR	CB-CG-CD1	6.84	125.11	121.00
85	AA	54	C	C1'-O4'-C4'	-6.84	104.42	109.90
85	AA	517	A	N9-C1'-C2'	-6.84	104.47	112.00
85	AA	822	U	C6-N1-C2	-6.84	116.89	121.00
85	AA	923	A	O4'-C4'-C3'	-6.84	97.16	104.00
85	AA	1135	U	C1'-O4'-C4'	-6.84	104.42	109.90
85	AA	1814	U	O4'-C1'-N1	6.84	113.67	108.20
86	AB	11	C	C6-N1-C2	-6.84	117.56	120.30
34	BA	192	G	N3-C2-N2	6.84	124.69	119.90
34	BA	1527	G	P-O5'-C5'	-6.84	109.95	120.90
35	BB	1038	G	N1-C6-O6	6.84	124.01	119.90
85	AA	1505	G	C5-C6-N1	6.84	114.92	111.50
8	A7	36	ARG	NE-CZ-NH1	6.84	123.72	120.30
34	BA	124	G	C5-C6-O6	-6.84	124.50	128.60
34	BA	465	A	P-O5'-C5'	-6.84	109.95	120.90
34	BA	785	G	C1'-O4'-C4'	-6.84	104.43	109.90
34	BA	897	U	C3'-C2'-C1'	-6.84	96.03	101.50
34	BA	1011	G	C6-N1-C2	-6.84	121.00	125.10
35	BB	545	C	N1-C1'-C2'	6.84	122.89	114.00
35	BB	623	A	C8-N9-C1'	6.84	140.01	127.70
85	AA	718	C	O4'-C1'-N1	6.84	113.67	108.20
34	BA	217	C	C2-N1-C1'	6.84	126.32	118.80
34	BA	696	A	C5-C6-N6	-6.84	118.23	123.70
34	BA	1325	G	C3'-C2'-C1'	-6.84	96.03	101.50
34	BA	1503	U	C2-N1-C1'	-6.84	109.49	117.70
35	BB	1064	U	C6-N1-C1'	-6.84	111.63	121.20
36	BC	3	C	O5'-C5'-C4'	-6.84	98.70	111.70
77	Br	158	ARG	NE-CZ-NH2	-6.84	116.88	120.30
85	AA	1014	U	C5'-C4'-O4'	6.84	117.31	109.10
85	AA	1105	G	C8-N9-C1'	-6.84	118.11	127.00
85	AA	1437	G	C5'-C4'-C3'	6.84	126.94	116.00
85	AA	1932	C	C2-N1-C1'	6.84	126.32	118.80
85	AA	2148	C	C1'-O4'-C4'	-6.84	104.43	109.90

Continued on next page...

Continued from previous page...

Mol	Chain	Res	Type	Atoms	Z	Observed(°)	Ideal(°)
35	BB	24	C	O4'-C1'-N1	6.84	113.67	108.20
35	BB	684	U	N1-C2-N3	6.84	119.00	114.90
37	BD	77	A	N1-C2-N3	-6.84	125.88	129.30
85	AA	156	G	N3-C2-N2	6.84	124.69	119.90
85	AA	557	G	C8-N9-C1'	6.84	135.89	127.00
85	AA	915	G	N1-C6-O6	6.84	124.00	119.90
85	AA	1427	A	C5'-C4'-C3'	6.84	126.94	116.00
85	AA	1499	G	C5-C6-O6	-6.84	124.50	128.60
85	AA	1681	G	C5-C6-O6	-6.84	124.50	128.60
85	AA	2162	G	O4'-C1'-N9	6.84	113.67	108.20
34	BA	27	G	C3'-C2'-C1'	-6.84	96.03	101.50
34	BA	160	G	C5'-C4'-O4'	6.84	117.30	109.10
34	BA	680	C	O4'-C4'-C3'	-6.84	97.16	104.00
34	BA	1476	G	C1'-O4'-C4'	-6.84	104.43	109.90
34	BA	1565	U	O4'-C4'-C3'	-6.84	97.16	104.00
38	BE	163	A	C6-N1-C2	6.84	122.70	118.60
40	BG	34	A	N7-C8-N9	-6.84	110.38	113.80
77	Br	289	ARG	NE-CZ-NH1	6.84	123.72	120.30
85	AA	336	C	C2-N3-C4	-6.84	116.48	119.90
85	AA	1203	G	N1-C6-O6	6.84	124.00	119.90
34	BA	1256	A	C1'-O4'-C4'	-6.83	104.43	109.90
35	BB	834	U	O5'-C5'-C4'	6.83	124.69	111.70
35	BB	1370	G	C5-C6-O6	6.83	132.70	128.60
36	BC	17	U	C4-C5-C6	-6.83	115.60	119.70
37	BD	78	C	O3'-P-O5'	-6.83	91.01	104.00
85	AA	58	C	O4'-C1'-N1	6.83	113.67	108.20
85	AA	156	G	C5'-C4'-C3'	-6.83	105.06	116.00
85	AA	534	A	C4-C5-C6	-6.83	113.58	117.00
85	AA	769	C	C2-N3-C4	-6.83	116.48	119.90
85	AA	830	A	N9-C1'-C2'	-6.83	104.48	112.00
85	AA	1295	G	P-O3'-C3'	-6.83	111.50	119.70
34	BA	267	G	C6-N1-C2	-6.83	121.00	125.10
34	BA	291	C	P-O5'-C5'	-6.83	109.97	120.90
34	BA	557	U	C3'-C2'-O2'	6.83	133.12	113.30
34	BA	1719	G	P-O3'-C3'	-6.83	111.50	119.70
35	BB	15	C	N3-C2-O2	-6.83	117.12	121.90
35	BB	661	G	C8-N9-C1'	6.83	135.88	127.00
35	BB	1304	U	C5'-C4'-C3'	-6.83	105.07	116.00
42	BI	29	LEU	CB-CA-C	-6.83	97.22	110.20
85	AA	167	A	C3'-C2'-C1'	-6.83	96.03	101.50
85	AA	625	G	C5-C6-O6	-6.83	124.50	128.60
85	AA	799	G	N1-C6-O6	6.83	124.00	119.90

Continued on next page...

Continued from previous page...

Mol	Chain	Res	Type	Atoms	Z	Observed(°)	Ideal(°)
34	BA	168	U	C2-N1-C1'	-6.83	109.50	117.70
34	BA	349	G	C5'-C4'-C3'	6.83	126.93	116.00
34	BA	600	G	O4'-C1'-N9	6.83	113.67	108.20
34	BA	1599	A	C1'-O4'-C4'	-6.83	104.44	109.90
35	BB	259	U	O4'-C1'-N1	6.83	113.67	108.20
35	BB	261	C	O3'-P-O5'	-6.83	91.02	104.00
38	BE	129	G	C6-C5-N7	-6.83	126.30	130.40
41	BH	76	G	O4'-C1'-N9	6.83	113.67	108.20
41	BH	84	A	C2-N3-C4	6.83	114.02	110.60
85	AA	1211	C	O3'-P-O5'	-6.83	91.02	104.00
85	AA	1265	C	C6-N1-C2	-6.83	117.57	120.30
85	AA	1809	G	O4'-C1'-N9	6.83	113.67	108.20
2	A1	96	PHE	N-CA-CB	6.83	122.89	110.60
6	A5	78	ILE	CB-CA-C	-6.83	97.94	111.60
34	BA	1202	G	C5-C6-N1	6.83	114.92	111.50
34	BA	1540	C	C5'-C4'-C3'	-6.83	105.07	116.00
35	BB	972	C	O4'-C1'-N1	6.83	113.66	108.20
85	AA	160	A	P-O3'-C3'	-6.83	111.50	119.70
85	AA	463	G	C5'-C4'-C3'	-6.83	105.07	116.00
34	BA	278	U	C5'-C4'-O4'	6.83	117.29	109.10
35	BB	1082	A	O3'-P-O5'	6.83	116.97	104.00
85	AA	492	C	C6-N1-C1'	6.83	128.99	120.80
2	A1	186	ARG	NE-CZ-NH2	-6.83	116.89	120.30
34	BA	610	A	O4'-C4'-C3'	-6.83	97.17	104.00
35	BB	844	G	C4-N9-C1'	-6.83	117.62	126.50
35	BB	1120	A	C1'-O4'-C4'	-6.83	104.44	109.90
77	Br	313	TYR	CB-CG-CD1	6.83	125.10	121.00
85	AA	8	U	N3-C4-O4	6.83	124.18	119.40
35	BB	70	A	P-O3'-C3'	-6.83	111.51	119.70
35	BB	1326	U	C4'-C3'-C2'	6.83	109.42	102.60
36	BC	45	C	O4'-C1'-N1	6.83	113.66	108.20
85	AA	172	A	N9-C1'-C2'	-6.83	104.49	112.00
85	AA	1163	G	C8-N9-C1'	6.83	135.87	127.00
85	AA	2044	A	C5'-C4'-O4'	6.83	117.29	109.10
85	AA	2134	U	P-O3'-C3'	-6.83	111.51	119.70
85	AA	2150	G	C3'-C2'-C1'	-6.83	96.04	101.50
22	AO	79	ARG	NE-CZ-NH2	-6.82	116.89	120.30
27	AT	111	ARG	NE-CZ-NH1	-6.82	116.89	120.30
34	BA	438	A	C5-C6-N6	6.82	129.16	123.70
35	BB	1485	G	C8-N9-C4	-6.82	103.67	106.40
41	BH	29	G	P-O3'-C3'	-6.82	111.51	119.70
41	BH	68	G	O4'-C1'-N9	6.82	113.66	108.20

Continued on next page...

Continued from previous page...

Mol	Chain	Res	Type	Atoms	Z	Observed(°)	Ideal(°)
41	BH	100	A	O5'-P-OP1	6.82	118.89	110.70
85	AA	330	C	C4'-C3'-C2'	-6.82	95.78	102.60
85	AA	334	A	C1'-O4'-C4'	-6.82	104.44	109.90
85	AA	605	A	P-O3'-C3'	-6.82	111.51	119.70
85	AA	928	U	C5'-C4'-C3'	6.82	126.92	116.00
35	BB	1348	C	O4'-C1'-N1	6.82	113.66	108.20
85	AA	794	A	C2-N3-C4	-6.82	107.19	110.60
85	AA	898	A	P-O3'-C3'	6.82	127.89	119.70
34	BA	816	G	C5'-C4'-C3'	6.82	126.91	116.00
34	BA	1567	G	C5'-C4'-O4'	-6.82	100.92	109.10
35	BB	23	U	O4'-C1'-N1	6.82	113.66	108.20
35	BB	1262	A	C5-C6-N6	-6.82	118.24	123.70
85	AA	86	G	C4-N9-C1'	-6.82	117.63	126.50
85	AA	1125	G	O4'-C1'-N9	6.82	113.66	108.20
85	AA	1174	G	N1-C6-O6	6.82	123.99	119.90
85	AA	1213	U	P-O3'-C3'	6.82	127.88	119.70
85	AA	1258	U	O4'-C1'-N1	6.82	113.66	108.20
85	AA	1361	A	O3'-P-O5'	-6.82	91.04	104.00
85	AA	2196	G	C5-C6-O6	6.82	132.69	128.60
85	AA	2245	A	P-O5'-C5'	6.82	131.81	120.90
34	BA	487	A	C3'-C2'-C1'	-6.82	96.05	101.50
34	BA	520	G	C6-C5-N7	-6.82	126.31	130.40
34	BA	701	G	C5-C6-O6	-6.82	124.51	128.60
36	BC	147	G	N3-C2-N2	6.82	124.67	119.90
85	AA	2030	U	O3'-P-O5'	-6.82	91.04	104.00
85	AA	2033	C	C1'-O4'-C4'	-6.82	104.44	109.90
34	BA	231	U	C6-N1-C2	-6.82	116.91	121.00
34	BA	316	G	C8-N9-C1'	6.82	135.86	127.00
34	BA	1004	U	C5'-C4'-C3'	6.82	126.91	116.00
34	BA	1017	C	N1-C2-O2	6.82	122.99	118.90
34	BA	1101	A	C5'-C4'-O4'	6.82	117.28	109.10
34	BA	1432	C	C2-N3-C4	-6.82	116.49	119.90
35	BB	5	A	C2-N3-C4	-6.82	107.19	110.60
35	BB	1489	A	O3'-P-O5'	6.82	116.95	104.00
36	BC	108	A	C5'-C4'-C3'	-6.82	105.09	116.00
44	BK	119	TYR	CB-CG-CD2	-6.82	116.91	121.00
85	AA	119	G	C5'-C4'-C3'	6.82	126.91	116.00
85	AA	763	U	C2-N1-C1'	-6.82	109.52	117.70
85	AA	1242	A	C8-N9-C4	-6.82	103.07	105.80
85	AA	1644	G	N3-C4-C5	-6.82	125.19	128.60
1	A0	168	MET	CG-SD-CE	-6.82	89.30	100.20
2	A1	38	CYS	CA-CB-SG	6.82	126.27	114.00

Continued on next page...

Continued from previous page...

Mol	Chain	Res	Type	Atoms	Z	Observed(°)	Ideal(°)
34	BA	269	G	C5'-C4'-C3'	-6.82	105.10	116.00
34	BA	652	C	C5'-C4'-C3'	-6.82	105.10	116.00
34	BA	1038	U	N1-C1'-C2'	-6.82	104.50	112.00
34	BA	1741	G	N3-C2-N2	6.82	124.67	119.90
35	BB	454	U	C6-N1-C1'	6.82	130.74	121.20
35	BB	490	G	C6-N1-C2	-6.82	121.01	125.10
38	BE	8	G	N1-C2-N2	-6.82	110.07	116.20
54	BU	15	PHE	CB-CG-CD2	-6.82	116.03	120.80
85	AA	210	G	C4-C5-C6	-6.82	114.71	118.80
85	AA	277	G	C5-C6-O6	-6.82	124.51	128.60
85	AA	977	U	C1'-O4'-C4'	-6.82	104.45	109.90
85	AA	1451	U	C2-N1-C1'	6.82	125.88	117.70
85	AA	2163	G	C8-N9-C4	-6.82	103.67	106.40
85	AA	2199	G	C3'-C2'-C1'	-6.82	96.05	101.50
34	BA	195	G	C4'-C3'-C2'	6.81	109.41	102.60
85	AA	1197	U	N3-C4-O4	-6.81	114.63	119.40
85	AA	1879	U	C4'-C3'-C2'	6.81	109.41	102.60
85	AA	1984	A	C5-C6-N6	-6.81	118.25	123.70
86	AB	2	C	P-O5'-C5'	6.81	131.80	120.90
34	BA	430	A	O4'-C1'-N9	6.81	113.65	108.20
35	BB	888	U	P-O5'-C5'	6.81	131.80	120.90
35	BB	1441	C	C5'-C4'-C3'	-6.81	105.10	116.00
61	Bb	122	LYS	N-CA-C	-6.81	92.61	111.00
85	AA	24	U	C2-N1-C1'	-6.81	109.53	117.70
85	AA	241	U	O4'-C1'-N1	6.81	113.65	108.20
85	AA	902	A	O4'-C1'-C2'	-6.81	98.99	105.80
85	AA	1438	C	C6-N1-C2	-6.81	117.58	120.30
85	AA	2034	G	C6-C5-N7	-6.81	126.31	130.40
85	AA	2200	A	P-O5'-C5'	-6.81	110.00	120.90
34	BA	144	C	C6-N1-C1'	-6.81	112.63	120.80
37	BD	73	U	C2'-C3'-O3'	6.81	124.60	113.70
38	BE	165	U	C2-N3-C4	-6.81	122.91	127.00
85	AA	620	U	P-O5'-C5'	-6.81	110.00	120.90
85	AA	2249	U	O4'-C1'-C2'	-6.81	98.99	105.80
34	BA	112	C	N1-C2-O2	6.81	122.99	118.90
34	BA	330	A	C5-C6-N6	-6.81	118.25	123.70
34	BA	911	G	C8-N9-C1'	6.81	135.85	127.00
34	BA	1008	A	N1-C6-N6	6.81	122.69	118.60
34	BA	1172	C	C2-N1-C1'	-6.81	111.31	118.80
34	BA	1487	U	C2-N1-C1'	-6.81	109.53	117.70
34	BA	1707	C	C6-N1-C2	-6.81	117.58	120.30
34	BA	1737	A	C3'-C2'-C1'	-6.81	96.05	101.50

Continued on next page...

Continued from previous page...

Mol	Chain	Res	Type	Atoms	Z	Observed(°)	Ideal(°)
35	BB	380	G	C6-N1-C2	-6.81	121.01	125.10
35	BB	694	C	C4'-C3'-C2'	6.81	109.41	102.60
35	BB	1135	U	C5'-C4'-O4'	6.81	117.27	109.10
35	BB	1479	C	C1'-O4'-C4'	-6.81	104.45	109.90
41	BH	63	G	N7-C8-N9	6.81	116.50	113.10
85	AA	238	C	C2-N1-C1'	6.81	126.29	118.80
85	AA	869	A	C5'-C4'-O4'	6.81	117.27	109.10
85	AA	1540	A	N1-C6-N6	6.81	122.69	118.60
34	BA	21	C	O5'-C5'-C4'	-6.81	98.77	111.70
34	BA	80	U	C5-C6-N1	-6.81	119.30	122.70
34	BA	384	U	N3-C2-O2	-6.81	117.44	122.20
34	BA	943	G	C5-C6-O6	-6.81	124.52	128.60
34	BA	1287	G	C6-N1-C2	-6.81	121.02	125.10
35	BB	1144	A	C6-N1-C2	-6.81	114.52	118.60
35	BB	1282	G	O4'-C1'-N9	6.81	113.65	108.20
38	BE	123	A	N9-C4-C5	-6.81	103.08	105.80
39	BF	56	C	N3-C4-C5	-6.81	119.18	121.90
85	AA	372	U	O4'-C1'-N1	6.81	113.64	108.20
85	AA	553	G	C1'-O4'-C4'	-6.81	104.45	109.90
85	AA	596	A	N1-C6-N6	6.81	122.68	118.60
85	AA	891	G	C8-N9-C1'	-6.81	118.15	127.00
34	BA	447	U	O4'-C1'-N1	6.81	113.64	108.20
34	BA	1692	U	P-O3'-C3'	-6.81	111.53	119.70
38	BE	10	G	N9-C1'-C2'	6.81	122.85	114.00
85	AA	869	A	N1-C2-N3	6.81	132.70	129.30
34	BA	411	C	C2-N1-C1'	6.80	126.29	118.80
34	BA	624	G	C5'-C4'-O4'	6.80	117.27	109.10
34	BA	766	A	C1'-O4'-C4'	-6.80	104.46	109.90
34	BA	1294	C	N3-C4-C5	-6.80	119.18	121.90
34	BA	1670	A	C5-C6-N6	6.80	129.14	123.70
35	BB	27	C	C3'-C2'-C1'	-6.80	96.06	101.50
35	BB	369	A	C5'-C4'-O4'	6.80	117.27	109.10
35	BB	414	C	O4'-C1'-N1	6.80	113.64	108.20
35	BB	1403	G	O4'-C1'-N9	6.80	113.64	108.20
39	BF	17	U	C5-C6-N1	-6.80	119.30	122.70
40	BG	102	G	N3-C4-N9	6.80	130.08	126.00
85	AA	750	A	C4'-C3'-C2'	-6.80	95.80	102.60
85	AA	809	A	N1-C6-N6	6.80	122.68	118.60
34	BA	1738	G	C3'-C2'-C1'	-6.80	96.06	101.50
38	BE	136	G	C1'-O4'-C4'	-6.80	104.46	109.90
4	A3	214	ARG	NE-CZ-NH1	6.80	123.70	120.30
34	BA	76	U	O4'-C1'-N1	6.80	113.64	108.20

Continued on next page...

Continued from previous page...

Mol	Chain	Res	Type	Atoms	Z	Observed(°)	Ideal(°)
34	BA	154	A	P-O5'-C5'	6.80	131.78	120.90
34	BA	764	G	O3'-P-O5'	6.80	116.92	104.00
34	BA	1041	U	N1-C1'-C2'	-6.80	104.52	112.00
34	BA	1189	A	C8-N9-C4	-6.80	103.08	105.80
34	BA	1440	C	C4'-C3'-C2'	-6.80	95.80	102.60
34	BA	1551	G	N9-C1'-C2'	-6.80	104.52	112.00
35	BB	406	A	C3'-C2'-C1'	-6.80	96.06	101.50
35	BB	1030	U	P-O3'-C3'	6.80	127.86	119.70
40	BG	40	G	C1'-O4'-C4'	-6.80	104.46	109.90
40	BG	156	G	C5'-C4'-O4'	6.80	117.26	109.10
85	AA	1227	A	C5'-C4'-C3'	-6.80	105.12	116.00
86	AB	65	G	C4-N9-C1'	6.80	135.34	126.50
34	BA	611	A	C3'-C2'-C1'	-6.80	96.06	101.50
35	BB	893	U	O3'-P-O5'	6.80	116.92	104.00
35	BB	1141	A	P-O3'-C3'	-6.80	111.54	119.70
35	BB	1455	A	N1-C6-N6	6.80	122.68	118.60
37	BD	102	C	C3'-C2'-C1'	-6.80	96.06	101.50
40	BG	65	C	C2-N1-C1'	-6.80	111.32	118.80
85	AA	54	C	C6-N1-C1'	6.80	128.96	120.80
85	AA	1678	U	C3'-C2'-C1'	-6.80	96.06	101.50
85	AA	2099	C	P-O5'-C5'	6.80	131.78	120.90
85	AA	2186	U	C4'-C3'-C2'	-6.80	95.80	102.60
85	AA	2249	U	C5'-C4'-O4'	6.80	117.26	109.10
34	BA	248	G	C6-C5-N7	-6.80	126.32	130.40
35	BB	1317	U	O4'-C1'-N1	6.80	113.64	108.20
38	BE	111	C	P-O5'-C5'	-6.80	110.02	120.90
38	BE	176	G	C4'-C3'-C2'	6.80	109.40	102.60
39	BF	12	U	N1-C1'-C2'	-6.80	104.52	112.00
34	BA	272	A	C3'-C2'-C1'	-6.80	96.06	101.50
34	BA	594	G	C1'-O4'-C4'	-6.80	104.46	109.90
35	BB	425	G	C3'-C2'-C1'	-6.80	96.06	101.50
85	AA	467	U	N1-C2-O2	6.80	127.56	122.80
85	AA	626	G	O3'-P-O5'	-6.80	91.09	104.00
85	AA	877	G	N9-C1'-C2'	-6.80	104.52	112.00
85	AA	1126	G	O4'-C1'-N9	6.80	113.64	108.20
85	AA	1712	A	O4'-C1'-C2'	6.80	113.72	107.60
85	AA	2211	G	C3'-C2'-C1'	-6.80	96.06	101.50
24	AQ	48	ARG	NE-CZ-NH2	-6.79	116.90	120.30
35	BB	941	C	O4'-C1'-N1	6.79	113.64	108.20
35	BB	971	A	C2'-C3'-O3'	6.79	124.57	113.70
38	BE	46	G	O5'-P-OP1	-6.79	99.58	105.70
85	AA	1174	G	C4-N9-C1'	-6.79	117.67	126.50

Continued on next page...

Continued from previous page...

Mol	Chain	Res	Type	Atoms	Z	Observed(°)	Ideal(°)
34	BA	445	C	C1'-O4'-C4'	-6.79	104.47	109.90
34	BA	687	G	C5-C6-O6	6.79	132.68	128.60
34	BA	926	A	C4'-C3'-C2'	6.79	109.39	102.60
35	BB	41	A	C5-C6-N1	6.79	121.10	117.70
35	BB	133	G	C5-C6-O6	-6.79	124.52	128.60
35	BB	1205	A	C5'-C4'-C3'	-6.79	105.13	116.00
41	BH	91	G	O4'-C1'-N9	6.79	113.64	108.20
42	BI	111	ARG	NE-CZ-NH2	6.79	123.70	120.30
77	Br	109	ARG	NE-CZ-NH1	6.79	123.70	120.30
80	Bu	253	HIS	CA-CB-CG	-6.79	102.05	113.60
85	AA	31	C	P-O3'-C3'	-6.79	111.55	119.70
85	AA	117	C	O4'-C1'-N1	6.79	113.64	108.20
85	AA	461	G	C4-C5-N7	6.79	113.52	110.80
85	AA	958	C	P-O5'-C5'	-6.79	110.03	120.90
85	AA	1373	U	C1'-O4'-C4'	-6.79	104.47	109.90
24	AQ	65	THR	N-CA-CB	-6.79	97.39	110.30
34	BA	544	U	O4'-C1'-N1	6.79	113.63	108.20
34	BA	684	G	N1-C2-N2	-6.79	110.09	116.20
34	BA	1275	G	C5'-C4'-C3'	-6.79	105.14	116.00
34	BA	1553	G	C4'-C3'-C2'	-6.79	95.81	102.60
34	BA	1787	U	C6-N1-C2	-6.79	116.93	121.00
37	BD	14	C	C2-N1-C1'	-6.79	111.33	118.80
61	Bb	32	ARG	NE-CZ-NH2	-6.79	116.90	120.30
85	AA	537	G	C8-N9-C4	6.79	109.12	106.40
85	AA	555	C	O4'-C1'-N1	6.79	113.63	108.20
85	AA	1471	G	N9-C4-C5	-6.79	102.68	105.40
35	BB	990	G	P-O3'-C3'	6.79	127.85	119.70
36	BC	26	U	N1-C2-O2	-6.79	118.05	122.80
85	AA	975	G	N3-C2-N2	6.79	124.65	119.90
34	BA	21	C	P-O3'-C3'	6.79	127.85	119.70
34	BA	1329	U	P-O3'-C3'	-6.79	111.55	119.70
34	BA	1711	G	C5-C6-N1	6.79	114.89	111.50
34	BA	1719	G	C5-C6-O6	6.79	132.67	128.60
35	BB	1537	C	O4'-C1'-N1	6.79	113.63	108.20
85	AA	523	U	C6-N1-C2	-6.79	116.93	121.00
85	AA	525	C	P-O3'-C3'	-6.79	111.55	119.70
11	AC	201	ASN	CA-CB-CG	-6.79	98.47	113.40
34	BA	906	A	C8-N9-C1'	-6.79	115.48	127.70
41	BH	123	G	O4'-C1'-N9	6.79	113.63	108.20
85	AA	338	G	C4'-C3'-C2'	-6.79	95.81	102.60
85	AA	1146	C	C5-C4-N4	6.79	124.95	120.20
34	BA	202	A	N1-C2-N3	-6.79	125.91	129.30

Continued on next page...

Continued from previous page...

Mol	Chain	Res	Type	Atoms	Z	Observed(°)	Ideal(°)
34	BA	203	U	C5'-C4'-C3'	-6.79	105.14	116.00
34	BA	436	U	C4'-C3'-C2'	-6.79	95.81	102.60
34	BA	1622	U	C5'-C4'-O4'	6.79	117.24	109.10
35	BB	1066	G	O4'-C1'-N9	6.79	113.63	108.20
35	BB	1539	C	C6-N1-C1'	6.79	128.94	120.80
36	BC	35	C	C6-N1-C2	-6.79	117.59	120.30
38	BE	140	G	C6-N1-C2	-6.79	121.03	125.10
41	BH	114	G	C8-N9-C4	6.79	109.11	106.40
64	Be	227	ARG	NE-CZ-NH2	6.79	123.69	120.30
85	AA	814	G	N3-C2-N2	-6.79	115.15	119.90
85	AA	1277	C	O3'-P-O5'	6.79	116.89	104.00
85	AA	1448	A	C5-C6-N6	-6.79	118.27	123.70
85	AA	1531	G	C8-N9-C1'	6.79	135.82	127.00
85	AA	1692	U	N1-C2-N3	6.79	118.97	114.90
34	BA	806	U	O4'-C4'-C3'	-6.78	97.22	104.00
34	BA	1460	U	C2-N3-C4	-6.78	122.93	127.00
34	BA	1802	C	O4'-C1'-N1	6.78	113.63	108.20
35	BB	439	G	C5-C6-N1	6.78	114.89	111.50
35	BB	768	A	C4-N9-C1'	-6.78	114.09	126.30
35	BB	1441	C	C1'-O4'-C4'	-6.78	104.47	109.90
38	BE	32	U	C1'-O4'-C4'	6.78	115.33	109.90
38	BE	75	C	C2-N1-C1'	-6.78	111.34	118.80
85	AA	735	G	C5-C6-N1	6.78	114.89	111.50
85	AA	1347	C	O4'-C1'-N1	6.78	113.63	108.20
34	BA	506	U	C4'-C3'-C2'	6.78	109.38	102.60
34	BA	551	U	OP1-P-OP2	-6.78	109.43	119.60
38	BE	104	G	C3'-C2'-C1'	6.78	106.93	101.50
85	AA	327	G	C4'-C3'-C2'	-6.78	95.82	102.60
85	AA	1408	U	O4'-C1'-N1	6.78	113.62	108.20
85	AA	1843	A	P-O5'-C5'	-6.78	110.05	120.90
85	AA	1921	G	C8-N9-C4	-6.78	103.69	106.40
3	A2	174	TYR	CB-CG-CD1	6.78	125.07	121.00
34	BA	617	G	O4'-C1'-N9	-6.78	102.78	108.20
34	BA	1739	G	C3'-C2'-C1'	-6.78	96.08	101.50
35	BB	569	G	N1-C2-N2	-6.78	110.10	116.20
36	BC	6	G	C8-N9-C4	6.78	109.11	106.40
36	BC	90	U	C3'-C2'-C1'	-6.78	96.08	101.50
38	BE	96	G	C1'-O4'-C4'	-6.78	104.48	109.90
41	BH	25	A	O3'-P-O5'	-6.78	91.12	104.00
56	BW	134	HIS	CA-CB-CG	-6.78	102.07	113.60
85	AA	209	C	C5'-C4'-C3'	6.78	126.85	116.00
85	AA	548	G	C4-N9-C1'	-6.78	117.69	126.50

Continued on next page...

Continued from previous page...

Mol	Chain	Res	Type	Atoms	Z	Observed(°)	Ideal(°)
85	AA	601	A	C3'-C2'-C1'	-6.78	96.08	101.50
85	AA	925	G	C3'-C2'-C1'	-6.78	96.08	101.50
85	AA	1699	A	N1-C6-N6	6.78	122.67	118.60
85	AA	1995	U	C5-C4-O4	6.78	129.97	125.90
85	AA	2107	C	O5'-C5'-C4'	-6.78	98.82	111.70
85	AA	2245	A	C2'-C3'-O3'	6.78	124.55	113.70
34	BA	222	C	C6-N1-C2	-6.78	117.59	120.30
34	BA	400	A	C5-C6-N6	6.78	129.12	123.70
36	BC	10	C	O5'-P-OP2	6.78	118.83	110.70
40	BG	167	C	C3'-C2'-C1'	-6.78	96.08	101.50
57	BX	87	TYR	CA-CB-CG	6.78	126.28	113.40
85	AA	47	A	C4-N9-C1'	6.78	138.50	126.30
85	AA	767	A	C5'-C4'-C3'	6.78	126.85	116.00
86	AB	23	A	C8-N9-C4	-6.78	103.09	105.80
26	AS	131	TYR	N-CA-CB	-6.78	98.40	110.60
34	BA	395	G	C4-N9-C1'	-6.78	117.69	126.50
34	BA	517	A	N7-C8-N9	-6.78	110.41	113.80
34	BA	1310	C	C6-N1-C2	-6.78	117.59	120.30
34	BA	1526	C	C1'-O4'-C4'	-6.78	104.48	109.90
35	BB	769	C	C6-N1-C2	-6.78	117.59	120.30
53	BT	163	ARG	NE-CZ-NH1	6.78	123.69	120.30
85	AA	188	G	C4-N9-C1'	-6.78	117.69	126.50
85	AA	209	C	C4'-C3'-C2'	-6.78	95.82	102.60
85	AA	1227	A	O4'-C1'-N9	6.78	113.62	108.20
34	BA	274	C	C1'-O4'-C4'	-6.78	104.48	109.90
34	BA	1186	U	C6-N1-C2	-6.78	116.94	121.00
35	BB	857	G	N1-C6-O6	6.78	123.97	119.90
35	BB	893	U	C4'-C3'-C2'	-6.78	95.83	102.60
35	BB	1073	A	C4'-C3'-C2'	6.78	109.38	102.60
35	BB	1517	G	O4'-C1'-N9	6.78	113.62	108.20
47	BN	155	ARG	NE-CZ-NH1	6.78	123.69	120.30
85	AA	1154	A	P-O3'-C3'	6.78	127.83	119.70
85	AA	2092	A	C4'-C3'-C2'	6.78	109.38	102.60
34	BA	366	G	C1'-O4'-C4'	-6.77	104.48	109.90
34	BA	647	U	C1'-O4'-C4'	-6.77	104.48	109.90
35	BB	1105	G	C5-C6-O6	-6.77	124.54	128.60
40	BG	172	C	C5-C4-N4	-6.77	115.46	120.20
41	BH	34	G	C4'-C3'-C2'	-6.77	95.83	102.60
85	AA	1892	G	C8-N9-C1'	6.77	135.81	127.00
34	BA	295	G	P-O3'-C3'	-6.77	111.57	119.70
34	BA	424	U	C5'-C4'-C3'	-6.77	105.16	116.00
34	BA	638	U	N3-C4-O4	-6.77	114.66	119.40

Continued on next page...

Continued from previous page...

Mol	Chain	Res	Type	Atoms	Z	Observed(°)	Ideal(°)
34	BA	865	C	N3-C2-O2	-6.77	117.16	121.90
34	BA	1302	C	P-O3'-C3'	-6.77	111.57	119.70
34	BA	1701	U	C2-N3-C4	-6.77	122.94	127.00
34	BA	1836	A	C3'-C2'-C1'	-6.77	96.08	101.50
35	BB	474	G	C4-N9-C1'	-6.77	117.69	126.50
35	BB	483	C	C1'-O4'-C4'	-6.77	104.48	109.90
35	BB	1219	A	C4'-C3'-C2'	-6.77	95.83	102.60
35	BB	1475	U	O5'-P-OP2	-6.77	99.61	105.70
36	BC	60	U	C5'-C4'-C3'	-6.77	105.16	116.00
85	AA	850	U	C4'-C3'-C2'	-6.77	95.83	102.60
6	A5	77	ARG	CB-CA-C	-6.77	96.86	110.40
34	BA	926	A	N7-C8-N9	-6.77	110.41	113.80
40	BG	6	A	N1-C6-N6	6.77	122.66	118.60
85	AA	1348	C	O4'-C1'-N1	6.77	113.62	108.20
86	AB	56	C	P-O5'-C5'	-6.77	110.07	120.90
34	BA	327	G	O4'-C1'-N9	6.77	113.62	108.20
34	BA	569	C	C3'-C2'-C1'	-6.77	96.08	101.50
34	BA	1227	U	C5'-C4'-O4'	-6.77	100.98	109.10
35	BB	429	C	N3-C2-O2	-6.77	117.16	121.90
35	BB	999	G	C4-N9-C1'	-6.77	117.70	126.50
40	BG	123	C	C3'-C2'-C1'	-6.77	96.08	101.50
40	BG	167	C	C4'-C3'-C2'	6.77	109.37	102.60
41	BH	6	U	N1-C2-N3	6.77	118.96	114.90
77	Br	352	ARG	N-CA-CB	-6.77	98.42	110.60
85	AA	552	C	P-O5'-C5'	-6.77	110.07	120.90
85	AA	680	U	N1-C2-O2	6.77	127.54	122.80
85	AA	685	U	N3-C2-O2	-6.77	117.46	122.20
85	AA	2073	U	C2-N1-C1'	-6.77	109.58	117.70
1	A0	203	CYS	CA-CB-SG	-6.77	101.82	114.00
34	BA	1204	U	N3-C2-O2	-6.77	117.46	122.20
34	BA	1654	G	C4-N9-C1'	-6.77	117.70	126.50
35	BB	529	A	C8-N9-C4	-6.77	103.09	105.80
38	BE	136	G	C5'-C4'-C3'	6.77	126.83	116.00
40	BG	80	G	C5-C6-O6	6.77	132.66	128.60
40	BG	115	C	N1-C1'-C2'	-6.77	104.56	112.00
85	AA	774	C	C1'-O4'-C4'	-6.77	104.49	109.90
85	AA	867	G	C5-N7-C8	-6.77	100.92	104.30
85	AA	364	C	P-O5'-C5'	6.77	131.72	120.90
85	AA	1085	U	P-O3'-C3'	6.77	127.82	119.70
85	AA	1176	C	N3-C2-O2	-6.77	117.16	121.90
85	AA	1340	C	C6-N1-C2	-6.77	117.59	120.30
85	AA	2206	A	O4'-C1'-N9	6.77	113.61	108.20

Continued on next page...

Continued from previous page...

Mol	Chain	Res	Type	Atoms	Z	Observed(°)	Ideal(°)
34	BA	530	A	C2-N3-C4	-6.76	107.22	110.60
34	BA	541	C	O4'-C1'-N1	6.76	113.61	108.20
34	BA	1579	G	C5-C6-O6	6.76	132.66	128.60
35	BB	1071	G	N3-C4-C5	-6.76	125.22	128.60
41	BH	48	G	C4-N9-C1'	6.76	135.29	126.50
85	AA	57	G	N3-C4-C5	-6.76	125.22	128.60
85	AA	488	G	C6-N1-C2	-6.76	121.04	125.10
85	AA	1259	U	O5'-C5'-C4'	-6.76	98.85	111.70
85	AA	1864	G	N1-C6-O6	6.76	123.96	119.90
34	BA	398	G	C8-N9-C4	6.76	109.11	106.40
34	BA	1196	C	C5-C4-N4	6.76	124.93	120.20
34	BA	1200	U	C2'-C3'-O3'	6.76	124.52	113.70
34	BA	1693	U	O3'-P-O5'	-6.76	91.15	104.00
35	BB	777	C	O4'-C1'-N1	6.76	113.61	108.20
37	BD	48	G	C5-C6-N1	6.76	114.88	111.50
80	Bu	66	HIS	CB-CA-C	-6.76	96.87	110.40
85	AA	258	G	C8-N9-C4	6.76	109.11	106.40
23	AP	120	HIS	CA-CB-CG	-6.76	102.11	113.60
34	BA	177	G	C5-C6-O6	-6.76	124.54	128.60
34	BA	703	U	C3'-C2'-C1'	-6.76	96.09	101.50
39	BF	56	C	C5-C6-N1	-6.76	117.62	121.00
52	BS	44	TRP	CB-CG-CD2	-6.76	117.81	126.60
53	BT	9	ARG	NE-CZ-NH1	6.76	123.68	120.30
85	AA	674	U	C2-N1-C1'	-6.76	109.59	117.70
7	A6	56	ARG	NE-CZ-NH1	6.76	123.68	120.30
34	BA	1043	C	P-O3'-C3'	-6.76	111.59	119.70
34	BA	1085	G	C8-N9-C4	-6.76	103.70	106.40
34	BA	1497	A	N1-C6-N6	-6.76	114.54	118.60
35	BB	441	G	C8-N9-C1'	6.76	135.79	127.00
35	BB	532	C	C6-N1-C1'	6.76	128.91	120.80
36	BC	44	A	C5-C6-N1	6.76	121.08	117.70
36	BC	123	G	C4-N9-C1'	-6.76	117.71	126.50
56	BW	81	ILE	CB-CA-C	6.76	125.12	111.60
85	AA	1647	G	O5'-C5'-C4'	6.76	124.55	111.70
85	AA	1935	G	C5'-C4'-C3'	-6.76	105.18	116.00
5	A4	46	PHE	CB-CG-CD2	-6.76	116.07	120.80
34	BA	587	U	C4'-C3'-O3'	-6.76	95.21	109.40
34	BA	1562	G	C5-C6-N1	6.76	114.88	111.50
36	BC	136	G	P-O3'-C3'	-6.76	111.59	119.70
41	BH	30	C	C2-N1-C1'	6.76	126.23	118.80
68	Bi	22	ARG	NE-CZ-NH1	6.76	123.68	120.30
85	AA	2152	C	C6-N1-C1'	6.76	128.91	120.80

Continued on next page...

Continued from previous page...

Mol	Chain	Res	Type	Atoms	Z	Observed(°)	Ideal(°)
34	BA	247	U	O3'-P-O5'	6.76	116.84	104.00
34	BA	517	A	O5'-P-OP2	-6.76	99.62	105.70
34	BA	796	G	C5-N7-C8	-6.76	100.92	104.30
34	BA	813	C	C5'-C4'-C3'	6.76	126.81	116.00
36	BC	62	A	N3-C4-C5	6.76	131.53	126.80
38	BE	105	A	C5-C6-N6	-6.76	118.30	123.70
77	Br	199	ARG	NE-CZ-NH1	6.76	123.68	120.30
85	AA	157	G	C4-N9-C1'	-6.76	117.72	126.50
34	BA	329	G	O4'-C1'-N9	-6.75	102.80	108.20
34	BA	1508	C	P-O3'-C3'	-6.75	111.59	119.70
35	BB	1258	G	C5'-C4'-O4'	6.75	117.21	109.10
38	BE	26	G	OP1-P-OP2	-6.75	109.47	119.60
51	BR	57	CYS	CB-CA-C	-6.75	96.89	110.40
85	AA	898	A	O3'-P-O5'	6.75	116.83	104.00
85	AA	1270	C	O4'-C1'-N1	6.75	113.60	108.20
34	BA	81	C	O4'-C1'-N1	6.75	113.60	108.20
34	BA	198	U	O4'-C1'-C2'	6.75	113.68	107.60
35	BB	822	G	C4-N9-C1'	6.75	135.28	126.50
85	AA	5	U	P-O3'-C3'	-6.75	111.60	119.70
85	AA	1101	C	C6-N1-C2	-6.75	117.60	120.30
85	AA	1264	U	C5'-C4'-C3'	-6.75	105.19	116.00
85	AA	1729	C	N3-C4-N4	6.75	122.73	118.00
85	AA	2087	C	C4'-C3'-C2'	6.75	109.35	102.60
85	AA	2183	U	C6-N1-C2	-6.75	116.95	121.00
85	AA	2204	A	P-O3'-C3'	-6.75	111.60	119.70
34	BA	111	U	O5'-P-OP2	-6.75	99.62	105.70
34	BA	441	A	N1-C6-N6	6.75	122.65	118.60
34	BA	676	G	P-O5'-C5'	-6.75	110.10	120.90
34	BA	802	G	N9-C1'-C2'	-6.75	104.57	112.00
34	BA	1146	U	C4'-C3'-C2'	-6.75	95.85	102.60
34	BA	1287	G	C4'-C3'-C2'	6.75	109.35	102.60
35	BB	1027	U	O4'-C1'-N1	6.75	113.60	108.20
40	BG	20	U	C6-N1-C1'	6.75	130.65	121.20
40	BG	102	G	N1-C6-O6	-6.75	115.85	119.90
85	AA	1109	G	P-O5'-C5'	6.75	131.70	120.90
85	AA	1190	G	N9-C4-C5	-6.75	102.70	105.40
85	AA	1454	U	N1-C2-N3	6.75	118.95	114.90
85	AA	2005	U	C5'-C4'-O4'	6.75	117.20	109.10
85	AA	2120	C	C5'-C4'-C3'	-6.75	105.20	116.00
85	AA	2202	G	C5-C6-N1	6.75	114.88	111.50
34	BA	806	U	O3'-P-O5'	6.75	116.83	104.00
71	Bl	95	TRP	O-C-N	-6.75	111.90	122.70

Continued on next page...

Continued from previous page...

Mol	Chain	Res	Type	Atoms	Z	Observed(°)	Ideal(°)
85	AA	1250	A	N1-C6-N6	-6.75	114.55	118.60
86	AB	47	U	P-O5'-C5'	6.75	131.70	120.90
34	BA	1517	U	O4'-C1'-N1	6.75	113.60	108.20
35	BB	7	C	O4'-C1'-N1	6.75	113.60	108.20
35	BB	876	G	P-O5'-C5'	6.75	131.70	120.90
35	BB	1176	G	O4'-C1'-N9	6.75	113.60	108.20
38	BE	41	C	P-O5'-C5'	-6.75	110.10	120.90
40	BG	156	G	C2'-C3'-O3'	6.75	124.50	113.70
78	Bs	14	ASN	CB-CA-C	-6.75	96.90	110.40
8	A7	92	ARG	NE-CZ-NH1	6.75	123.67	120.30
34	BA	201	A	O4'-C4'-C3'	-6.75	97.25	104.00
34	BA	285	C	O4'-C1'-N1	6.75	113.60	108.20
34	BA	362	G	O4'-C1'-C2'	6.75	113.67	107.60
34	BA	1816	G	N1-C6-O6	6.75	123.95	119.90
35	BB	738	G	N1-C6-O6	6.75	123.95	119.90
35	BB	840	C	O3'-P-O5'	6.75	116.82	104.00
38	BE	171	U	C2'-C3'-O3'	6.75	124.49	113.70
85	AA	122	A	C5-C6-N6	-6.75	118.30	123.70
85	AA	2170	G	C8-N9-C1'	6.75	135.77	127.00
35	BB	308	C	O4'-C1'-N1	6.75	113.60	108.20
35	BB	652	G	C5-C6-O6	-6.75	124.55	128.60
35	BB	677	U	C1'-O4'-C4'	-6.75	104.50	109.90
35	BB	1379	U	O3'-P-O5'	6.75	116.81	104.00
41	BH	1	U	O4'-C1'-N1	6.75	113.60	108.20
85	AA	616	A	C5'-C4'-C3'	-6.75	105.21	116.00
85	AA	2045	U	C2-N1-C1'	-6.75	109.61	117.70
34	BA	1285	G	N1-C6-O6	-6.74	115.85	119.90
34	BA	1541	G	N9-C4-C5	-6.74	102.70	105.40
35	BB	373	C	P-O3'-C3'	-6.74	111.61	119.70
35	BB	519	A	C5-C6-N6	-6.74	118.31	123.70
35	BB	742	G	O4'-C1'-N9	6.74	113.59	108.20
35	BB	1154	C	O4'-C1'-C2'	6.74	113.67	107.60
38	BE	62	C	C6-N1-C1'	6.74	128.89	120.80
74	Bo	85	ARG	NE-CZ-NH1	6.74	123.67	120.30
85	AA	387	U	P-O3'-C3'	6.74	127.79	119.70
85	AA	523	U	O4'-C1'-N1	6.74	113.59	108.20
85	AA	686	U	P-O5'-C5'	-6.74	110.11	120.90
85	AA	1216	A	O4'-C1'-N9	6.74	113.59	108.20
13	AE	88	ARG	NE-CZ-NH1	6.74	123.67	120.30
34	BA	1539	A	P-O3'-C3'	-6.74	111.61	119.70
35	BB	5	A	C8-N9-C4	-6.74	103.10	105.80
49	BP	158	PRO	N-CA-C	-6.74	94.57	112.10

Continued on next page...

Continued from previous page...

Mol	Chain	Res	Type	Atoms	Z	Observed(°)	Ideal(°)
34	BA	113	G	C3'-C2'-C1'	-6.74	96.11	101.50
34	BA	691	A	P-O5'-C5'	-6.74	110.12	120.90
34	BA	906	A	C8-N9-C4	6.74	108.50	105.80
34	BA	1106	A	C5'-C4'-O4'	-6.74	101.01	109.10
34	BA	1710	C	C3'-C2'-C1'	-6.74	96.11	101.50
35	BB	472	C	O3'-P-O5'	6.74	116.81	104.00
36	BC	12	A	C6-N1-C2	-6.74	114.56	118.60
72	Bm	36	ASP	CA-CB-CG	-6.74	98.57	113.40
85	AA	443	A	C4'-C3'-C2'	6.74	109.34	102.60
85	AA	774	C	O4'-C1'-N1	6.74	113.59	108.20
85	AA	991	G	O4'-C1'-N9	6.74	113.59	108.20
85	AA	1646	U	C1'-O4'-C4'	-6.74	104.51	109.90
85	AA	2060	G	N1-C6-O6	6.74	123.94	119.90
6	A5	117	TYR	CB-CG-CD2	-6.74	116.96	121.00
34	BA	223	U	O4'-C1'-N1	6.74	113.59	108.20
35	BB	1091	C	N1-C2-N3	6.74	123.92	119.20
36	BC	18	G	C4-N9-C1'	-6.74	117.74	126.50
40	BG	73	U	N3-C2-O2	-6.74	117.48	122.20
41	BH	51	C	C6-N1-C2	-6.74	117.60	120.30
85	AA	632	U	O4'-C1'-N1	6.74	113.59	108.20
85	AA	1954	C	O4'-C1'-N1	6.74	113.59	108.20
85	AA	2060	G	C8-N9-C1'	6.74	135.76	127.00
34	BA	339	G	OP1-P-O3'	6.74	120.02	105.20
35	BB	1263	A	C5-C6-N1	6.74	121.07	117.70
32	AY	37	ARG	N-CA-CB	-6.74	98.47	110.60
34	BA	1700	C	O5'-P-OP2	-6.74	99.64	105.70
35	BB	1086	G	P-O5'-C5'	-6.74	110.12	120.90
35	BB	1093	C	C2-N3-C4	-6.74	116.53	119.90
35	BB	1177	U	P-O3'-C3'	-6.74	111.62	119.70
35	BB	1455	A	P-O3'-C3'	6.74	127.78	119.70
37	BD	93	G	C8-N9-C1'	6.74	135.76	127.00
38	BE	160	C	C5'-C4'-C3'	-6.74	105.22	116.00
39	BF	7	G	O4'-C1'-N9	6.74	113.59	108.20
85	AA	8	U	P-O5'-C5'	-6.74	110.12	120.90
85	AA	51	A	N1-C6-N6	6.74	122.64	118.60
85	AA	379	U	P-O3'-C3'	-6.74	111.62	119.70
85	AA	1107	A	N1-C6-N6	-6.74	114.56	118.60
2	A1	240	GLN	C-N-CA	6.73	136.44	122.30
34	BA	585	G	C4-N9-C1'	6.73	135.25	126.50
34	BA	851	C	C6-N1-C1'	6.73	128.88	120.80
34	BA	1208	U	C2-N1-C1'	-6.73	109.62	117.70
35	BB	4	C	C3'-C2'-C1'	6.73	106.89	101.50

Continued on next page...

Continued from previous page...

Mol	Chain	Res	Type	Atoms	Z	Observed(°)	Ideal(°)
35	BB	35	G	C4-N9-C1'	-6.73	117.75	126.50
35	BB	51	U	C1'-O4'-C4'	-6.73	104.51	109.90
40	BG	20	U	C5'-C4'-C3'	-6.73	105.23	116.00
41	BH	96	G	O4'-C1'-N9	6.73	113.59	108.20
85	AA	1978	G	P-O5'-C5'	-6.73	110.13	120.90
34	BA	170	U	C2-N3-C4	-6.73	122.96	127.00
34	BA	563	A	C5-C6-N6	6.73	129.09	123.70
34	BA	763	U	C1'-O4'-C4'	6.73	115.29	109.90
34	BA	1001	G	C6-N1-C2	-6.73	121.06	125.10
34	BA	1281	U	O3'-P-O5'	6.73	116.79	104.00
35	BB	312	U	C4'-C3'-C2'	-6.73	95.87	102.60
35	BB	1132	A	N1-C2-N3	-6.73	125.93	129.30
85	AA	523	U	C5'-C4'-C3'	-6.73	105.23	116.00
85	AA	1593	C	P-O3'-C3'	6.73	127.78	119.70
85	AA	2224	U	O4'-C1'-N1	6.73	113.59	108.20
86	AB	46	G	P-O3'-C3'	-6.73	111.62	119.70
5	A4	91	PHE	CA-CB-CG	-6.73	97.75	113.90
34	BA	700	G	C4-N9-C1'	-6.73	117.75	126.50
34	BA	1528	U	C4'-C3'-C2'	6.73	109.33	102.60
35	BB	459	U	O4'-C1'-N1	6.73	113.58	108.20
35	BB	502	C	C2-N1-C1'	-6.73	111.40	118.80
36	BC	153	C	C2'-C3'-O3'	6.73	124.47	113.70
40	BG	9	G	C3'-C2'-C1'	-6.73	96.11	101.50
40	BG	171	A	P-O5'-C5'	6.73	131.67	120.90
77	Br	33	HIS	CA-CB-CG	-6.73	102.16	113.60
85	AA	535	G	C8-N9-C4	6.73	109.09	106.40
34	BA	126	G	N1-C6-O6	6.73	123.94	119.90
34	BA	333	A	C5-C6-N6	-6.73	118.32	123.70
34	BA	568	G	O4'-C1'-N9	6.73	113.58	108.20
35	BB	657	A	C3'-C2'-C1'	6.73	106.88	101.50
37	BD	115	A	N1-C6-N6	6.73	122.64	118.60
38	BE	96	G	N3-C2-N2	-6.73	115.19	119.90
39	BF	19	A	O4'-C4'-C3'	-6.73	97.27	104.00
85	AA	267	U	C4'-C3'-C2'	6.73	109.33	102.60
85	AA	1251	G	C5'-C4'-C3'	-6.73	105.23	116.00
85	AA	1934	A	C5'-C4'-O4'	6.73	117.17	109.10
34	BA	744	G	N3-C4-C5	-6.73	125.24	128.60
34	BA	1636	C	C2-N3-C4	6.73	123.26	119.90
34	BA	1675	C	C6-N1-C2	-6.73	117.61	120.30
35	BB	830	G	O4'-C1'-N9	6.73	113.58	108.20
54	BU	108	LYS	N-CA-CB	-6.73	98.49	110.60
80	Bu	75	VAL	CG1-CB-CG2	6.73	121.66	110.90

Continued on next page...

Continued from previous page...

Mol	Chain	Res	Type	Atoms	Z	Observed(°)	Ideal(°)
85	AA	425	G	C8-N9-C4	6.73	109.09	106.40
85	AA	825	U	C2-N3-C4	-6.73	122.96	127.00
85	AA	875	C	N1-C1'-C2'	-6.73	104.60	112.00
34	BA	401	A	C3'-C2'-C1'	-6.73	96.12	101.50
34	BA	516	U	C2-N1-C1'	-6.73	109.63	117.70
34	BA	1692	U	C2-N1-C1'	6.73	125.77	117.70
34	BA	1735	G	N3-C4-N9	-6.73	121.96	126.00
35	BB	772	U	C2-N1-C1'	-6.73	109.63	117.70
35	BB	780	U	C3'-C2'-C1'	6.73	106.88	101.50
35	BB	869	G	C8-N9-C1'	6.73	135.74	127.00
85	AA	288	G	C4-N9-C1'	-6.73	117.76	126.50
34	BA	1101	A	N9-C1'-C2'	-6.72	104.60	112.00
34	BA	1470	G	C5-C6-O6	-6.72	124.57	128.60
34	BA	1631	U	C6-N1-C2	-6.72	116.97	121.00
34	BA	1692	U	C6-N1-C2	-6.72	116.97	121.00
40	BG	27	C	C1'-O4'-C4'	-6.72	104.52	109.90
40	BG	38	A	N1-C6-N6	6.72	122.63	118.60
41	BH	101	A	N1-C2-N3	-6.72	125.94	129.30
58	BY	73	ARG	NE-CZ-NH2	-6.72	116.94	120.30
67	Bh	71	ALA	N-CA-CB	-6.72	100.69	110.10
85	AA	1674	G	C8-N9-C4	6.72	109.09	106.40
34	BA	327	G	C5-C6-O6	-6.72	124.57	128.60
34	BA	712	C	P-O5'-C5'	6.72	131.66	120.90
34	BA	733	G	C5-C6-O6	-6.72	124.57	128.60
34	BA	892	C	C2-N1-C1'	-6.72	111.40	118.80
34	BA	1218	G	C5'-C4'-C3'	6.72	126.76	116.00
35	BB	787	A	C8-N9-C1'	6.72	139.80	127.70
35	BB	812	G	N9-C1'-C2'	-6.72	104.60	112.00
41	BH	46	C	C2-N1-C1'	-6.72	111.41	118.80
85	AA	380	C	P-O3'-C3'	-6.72	111.63	119.70
85	AA	1371	C	C2-N1-C1'	-6.72	111.41	118.80
85	AA	1864	G	C1'-O4'-C4'	-6.72	104.52	109.90
86	AB	13	C	C1'-O4'-C4'	-6.72	104.52	109.90
34	BA	758	G	C5-C6-N1	6.72	114.86	111.50
35	BB	1159	U	N3-C2-O2	-6.72	117.50	122.20
85	AA	732	G	C8-N9-C4	-6.72	103.71	106.40
34	BA	47	U	N1-C2-N3	6.72	118.93	114.90
34	BA	508	C	C1'-O4'-C4'	-6.72	104.52	109.90
34	BA	1523	U	C2-N3-C4	-6.72	122.97	127.00
85	AA	130	G	C8-N9-C1'	6.72	135.74	127.00
85	AA	838	G	C6-N1-C2	-6.72	121.07	125.10
85	AA	968	U	P-O5'-C5'	-6.72	110.15	120.90

Continued on next page...

Continued from previous page...

Mol	Chain	Res	Type	Atoms	Z	Observed(°)	Ideal(°)
85	AA	1128	G	C5-C6-N1	6.72	114.86	111.50
34	BA	280	A	C5-C6-N6	-6.72	118.33	123.70
34	BA	1808	A	C6-N1-C2	-6.72	114.57	118.60
35	BB	1288	G	C8-N9-C4	6.72	109.09	106.40
69	Bj	3	CYS	N-CA-CB	6.72	122.69	110.60
85	AA	753	U	O5'-C5'-C4'	6.72	124.46	111.70
85	AA	1215	A	C5'-C4'-C3'	-6.72	105.25	116.00
85	AA	1949	U	O4'-C1'-N1	6.72	113.57	108.20
5	A4	67	LEU	CB-CA-C	6.72	122.96	110.20
34	BA	288	U	O4'-C1'-N1	6.72	113.57	108.20
34	BA	1176	C	C2'-C3'-O3'	6.72	124.45	113.70
34	BA	1597	G	C5-C6-O6	-6.72	124.57	128.60
35	BB	1000	U	O4'-C4'-C3'	-6.72	97.28	104.00
35	BB	1201	G	C5-C6-O6	-6.72	124.57	128.60
35	BB	1220	A	N9-C1'-C2'	-6.72	104.61	112.00
35	BB	1254	G	O5'-C5'-C4'	-6.72	98.94	111.70
40	BG	108	G	N9-C1'-C2'	-6.72	104.61	112.00
52	BS	156	ARG	C-N-CA	6.72	138.49	121.70
59	BZ	66	ARG	NE-CZ-NH1	6.72	123.66	120.30
85	AA	476	C	P-O5'-C5'	-6.72	110.15	120.90
85	AA	515	C	P-O5'-C5'	-6.72	110.15	120.90
85	AA	607	U	C1'-O4'-C4'	-6.72	104.53	109.90
85	AA	902	A	N1-C6-N6	6.72	122.63	118.60
85	AA	1038	U	O4'-C1'-N1	6.72	113.57	108.20
85	AA	1044	G	O4'-C1'-N9	6.72	113.57	108.20
85	AA	1191	G	N1-C6-O6	-6.72	115.87	119.90
85	AA	2004	U	C6-N1-C2	-6.72	116.97	121.00
85	AA	2074	G	C8-N9-C1'	6.72	135.73	127.00
4	A3	221	ARG	NE-CZ-NH1	6.71	123.66	120.30
34	BA	13	U	C5'-C4'-O4'	6.71	117.16	109.10
34	BA	545	U	C5'-C4'-O4'	6.71	117.16	109.10
34	BA	1026	C	C6-N1-C2	-6.71	117.61	120.30
34	BA	1248	A	C1'-O4'-C4'	-6.71	104.53	109.90
35	BB	1115	G	C1'-O4'-C4'	-6.71	104.53	109.90
36	BC	18	G	N3-C4-N9	-6.71	121.97	126.00
36	BC	87	C	C5'-C4'-O4'	6.71	117.16	109.10
53	BT	85	ARG	NE-CZ-NH1	6.71	123.66	120.30
85	AA	100	A	C1'-O4'-C4'	-6.71	104.53	109.90
85	AA	863	C	C1'-O4'-C4'	-6.71	104.53	109.90
85	AA	1460	G	C4'-C3'-C2'	-6.71	95.89	102.60
85	AA	1538	C	C5'-C4'-O4'	6.71	117.16	109.10
34	BA	1296	U	C2-N3-C4	-6.71	122.97	127.00

Continued on next page...

Continued from previous page...

Mol	Chain	Res	Type	Atoms	Z	Observed(°)	Ideal(°)
34	BA	1394	U	O4'-C1'-N1	6.71	113.57	108.20
35	BB	1074	U	O4'-C1'-N1	6.71	113.57	108.20
40	BG	162	A	N1-C6-N6	6.71	122.63	118.60
47	BN	5	ASN	C-N-CA	6.71	138.48	121.70
85	AA	83	U	O5'-C5'-C4'	-6.71	98.94	111.70
85	AA	336	C	C3'-C2'-C1'	-6.71	96.13	101.50
34	BA	1483	U	N3-C2-O2	-6.71	117.50	122.20
34	BA	1529	G	N1-C6-O6	-6.71	115.87	119.90
34	BA	1746	G	C5-C6-O6	-6.71	124.57	128.60
35	BB	1374	U	C2-N3-C4	-6.71	122.97	127.00
38	BE	25	U	C3'-C2'-C1'	-6.71	96.13	101.50
85	AA	962	U	O4'-C1'-N1	6.71	113.57	108.20
85	AA	969	U	P-O3'-C3'	6.71	127.75	119.70
85	AA	1226	A	C5'-C4'-O4'	-6.71	101.05	109.10
86	AB	19	G	O4'-C1'-N9	6.71	113.57	108.20
34	BA	680	C	O4'-C1'-N1	6.71	113.57	108.20
35	BB	364	U	C2-N1-C1'	6.71	125.75	117.70
37	BD	16	U	C5'-C4'-C3'	-6.71	105.26	116.00
85	AA	627	A	P-O5'-C5'	-6.71	110.17	120.90
34	BA	815	C	C2-N1-C1'	6.71	126.18	118.80
34	BA	1485	U	O5'-P-OP2	-6.71	99.66	105.70
34	BA	1651	C	C5'-C4'-C3'	-6.71	105.27	116.00
34	BA	1662	U	C4'-C3'-C2'	-6.71	95.89	102.60
34	BA	1776	G	P-O3'-C3'	6.71	127.75	119.70
35	BB	57	G	C8-N9-C4	-6.71	103.72	106.40
35	BB	434	A	P-O5'-C5'	-6.71	110.17	120.90
35	BB	853	U	OP1-P-OP2	-6.71	109.54	119.60
35	BB	1162	A	C6-N1-C2	-6.71	114.58	118.60
35	BB	1285	U	N1-C2-N3	-6.71	110.88	114.90
39	BF	25	G	N1-C6-O6	6.71	123.92	119.90
52	BS	95	GLU	N-CA-CB	-6.71	98.53	110.60
74	Bo	84	ARG	NE-CZ-NH1	6.71	123.65	120.30
85	AA	498	C	C6-N1-C2	-6.71	117.62	120.30
85	AA	827	C	C6-N1-C2	-6.71	117.62	120.30
85	AA	2141	G	C8-N9-C1'	6.71	135.72	127.00
26	AS	142	ARG	NE-CZ-NH1	6.71	123.65	120.30
34	BA	16	C	C6-N1-C2	-6.71	117.62	120.30
34	BA	335	C	N3-C2-O2	-6.71	117.21	121.90
34	BA	924	U	N3-C2-O2	-6.71	117.50	122.20
34	BA	1005	C	O4'-C1'-C2'	-6.71	99.09	105.80
34	BA	1019	C	N1-C1'-C2'	-6.71	104.62	112.00
35	BB	1087	A	C1'-O4'-C4'	-6.71	104.53	109.90

Continued on next page...

Continued from previous page...

Mol	Chain	Res	Type	Atoms	Z	Observed(°)	Ideal(°)
35	BB	1469	A	C5-C6-N1	6.71	121.05	117.70
38	BE	176	G	C3'-C2'-C1'	-6.71	96.14	101.50
40	BG	105	A	C2'-C3'-O3'	6.71	124.43	113.70
47	BN	66	PRO	N-CA-C	6.71	129.54	112.10
85	AA	597	A	C1'-O4'-C4'	-6.71	104.53	109.90
85	AA	623	G	C5-C6-O6	-6.71	124.58	128.60
5	A4	3	ALA	N-CA-C	-6.71	92.90	111.00
34	BA	448	U	C6-N1-C2	-6.71	116.98	121.00
41	BH	5	G	C4-N9-C1'	-6.71	117.78	126.50
85	AA	316	C	N3-C2-O2	-6.71	117.21	121.90
33	AZ	39	GLN	N-CA-C	-6.70	92.90	111.00
34	BA	313	C	P-O5'-C5'	6.70	131.62	120.90
34	BA	568	G	C4-N9-C1'	-6.70	117.78	126.50
34	BA	613	A	N1-C6-N6	-6.70	114.58	118.60
34	BA	961	C	C5'-C4'-C3'	-6.70	105.28	116.00
34	BA	1203	G	N9-C1'-C2'	-6.70	104.63	112.00
34	BA	1454	G	C5-N7-C8	-6.70	100.95	104.30
35	BB	996	G	C4-N9-C1'	-6.70	117.79	126.50
35	BB	1421	C	N1-C2-O2	6.70	122.92	118.90
36	BC	145	G	C8-N9-C4	-6.70	103.72	106.40
37	BD	81	C	C2-N3-C4	-6.70	116.55	119.90
37	BD	95	G	C5'-C4'-C3'	6.70	126.73	116.00
38	BE	198	A	O4'-C1'-N9	6.70	113.56	108.20
41	BH	72	G	P-O5'-C5'	-6.70	110.17	120.90
41	BH	129	G	C5'-C4'-O4'	6.70	117.14	109.10
80	Bu	169	LEU	CB-CG-CD2	6.70	122.39	111.00
85	AA	471	U	P-O3'-C3'	-6.70	111.66	119.70
85	AA	910	G	O4'-C1'-N9	6.70	113.56	108.20
85	AA	1229	G	N3-C2-N2	6.70	124.59	119.90
85	AA	1561	A	N1-C6-N6	-6.70	114.58	118.60
85	AA	1715	C	C1'-O4'-C4'	-6.70	104.54	109.90
85	AA	1816	C	P-O5'-C5'	6.70	131.62	120.90
85	AA	1878	C	P-O3'-C3'	-6.70	111.66	119.70
34	BA	1420	A	C8-N9-C4	-6.70	103.12	105.80
35	BB	1130	U	O5'-C5'-C4'	-6.70	98.97	111.70
65	Bf	312	HIS	CA-CB-CG	-6.70	102.21	113.60
84	By	121	ARG	NE-CZ-NH1	6.70	123.65	120.30
85	AA	2203	C	O4'-C1'-N1	6.70	113.56	108.20
20	AL	60	ARG	NE-CZ-NH1	6.70	123.65	120.30
34	BA	190	U	C4'-C3'-C2'	-6.70	95.90	102.60
34	BA	760	G	C4-N9-C1'	-6.70	117.79	126.50
34	BA	1073	G	C5-C6-N1	6.70	114.85	111.50

Continued on next page...

Continued from previous page...

Mol	Chain	Res	Type	Atoms	Z	Observed(°)	Ideal(°)
34	BA	1704	G	O3'-P-O5'	6.70	116.73	104.00
35	BB	1371	G	C1'-O4'-C4'	-6.70	104.54	109.90
36	BC	10	C	N1-C1'-C2'	-6.70	104.63	112.00
41	BH	12	U	O4'-C1'-N1	6.70	113.56	108.20
50	BQ	50	GLN	N-CA-C	6.70	129.09	111.00
59	BZ	41	ASN	CA-CB-CG	-6.70	98.66	113.40
65	Bf	303	ARG	NE-CZ-NH1	6.70	123.65	120.30
85	AA	1794	U	C6-N1-C2	-6.70	116.98	121.00
85	AA	2121	G	N9-C4-C5	6.70	108.08	105.40
34	BA	214	A	N3-C4-N9	6.70	132.76	127.40
34	BA	449	G	P-O3'-C3'	-6.70	111.66	119.70
34	BA	774	A	O4'-C1'-N9	6.70	113.56	108.20
35	BB	823	G	N1-C6-O6	-6.70	115.88	119.90
35	BB	1033	U	P-O3'-C3'	-6.70	111.66	119.70
38	BE	203	C	C4-C5-C6	-6.70	114.05	117.40
82	Bw	8	LEU	CB-CA-C	-6.70	97.47	110.20
85	AA	307	G	O4'-C4'-C3'	-6.70	97.30	104.00
85	AA	850	U	C2-N3-C4	-6.70	122.98	127.00
85	AA	991	G	C2'-C3'-O3'	6.70	124.42	113.70
85	AA	1211	C	C5-C4-N4	-6.70	115.51	120.20
85	AA	1247	A	C4'-C3'-C2'	-6.70	95.90	102.60
85	AA	1381	C	O4'-C1'-N1	6.70	113.56	108.20
34	BA	971	G	C5-C6-O6	-6.70	124.58	128.60
35	BB	1523	U	O5'-P-OP2	-6.70	99.67	105.70
36	BC	138	C	C3'-C2'-C1'	-6.70	96.14	101.50
84	By	74	HIS	CB-CA-C	6.70	123.79	110.40
85	AA	1480	C	C5'-C4'-C3'	-6.70	105.28	116.00
85	AA	2237	G	O4'-C1'-C2'	6.70	113.63	107.60
34	BA	223	U	P-O5'-C5'	-6.70	110.19	120.90
34	BA	684	G	C8-N9-C4	-6.70	103.72	106.40
35	BB	128	C	O4'-C1'-N1	6.70	113.56	108.20
35	BB	795	A	C1'-O4'-C4'	-6.70	104.54	109.90
35	BB	1024	G	O5'-C5'-C4'	-6.70	98.98	111.70
35	BB	1262	A	C6-N1-C2	-6.70	114.58	118.60
37	BD	75	G	C5'-C4'-C3'	-6.70	105.29	116.00
38	BE	40	C	C2'-C3'-O3'	6.70	124.41	113.70
40	BG	2	U	C1'-O4'-C4'	-6.70	104.54	109.90
41	BH	20	A	C8-N9-C1'	6.70	139.75	127.70
85	AA	1537	A	C3'-C2'-C1'	6.70	106.86	101.50
85	AA	2015	U	C2-N1-C1'	-6.70	109.67	117.70
69	Bj	70	ARG	NE-CZ-NH2	-6.69	116.95	120.30
85	AA	860	C	O4'-C1'-C2'	6.69	113.62	107.60

Continued on next page...

Continued from previous page...

Mol	Chain	Res	Type	Atoms	Z	Observed(°)	Ideal(°)
85	AA	2170	G	P-O3'-C3'	-6.69	111.67	119.70
31	AX	188	MET	CG-SD-CE	-6.69	89.49	100.20
34	BA	1306	U	C5'-C4'-O4'	6.69	117.13	109.10
34	BA	1561	C	C2-N1-C1'	-6.69	111.44	118.80
35	BB	1327	U	O4'-C1'-N1	6.69	113.55	108.20
37	BD	119	U	C2-N1-C1'	6.69	125.73	117.70
38	BE	196	C	N1-C2-O2	6.69	122.92	118.90
40	BG	86	U	C1'-O4'-C4'	-6.69	104.55	109.90
41	BH	128	G	O5'-P-OP2	6.69	118.73	110.70
83	Bx	118	ARG	NE-CZ-NH1	6.69	123.65	120.30
85	AA	405	C	O4'-C1'-N1	6.69	113.55	108.20
85	AA	474	C	O4'-C1'-N1	6.69	113.55	108.20
85	AA	1504	A	N9-C1'-C2'	-6.69	104.64	112.00
17	AI	137	ARG	NE-CZ-NH1	6.69	123.64	120.30
34	BA	223	U	C2-N1-C1'	-6.69	109.67	117.70
34	BA	305	C	O4'-C1'-N1	6.69	113.55	108.20
34	BA	717	U	C1'-O4'-C4'	-6.69	104.55	109.90
34	BA	1061	A	P-O3'-C3'	-6.69	111.67	119.70
34	BA	1224	A	C2'-C3'-O3'	6.69	124.40	113.70
34	BA	1300	G	O4'-C1'-C2'	6.69	113.62	107.60
35	BB	375	G	C5-C6-N1	6.69	114.84	111.50
85	AA	816	A	C8-N9-C4	-6.69	103.12	105.80
85	AA	1016	G	O3'-P-O5'	-6.69	91.29	104.00
85	AA	1339	C	O4'-C1'-N1	6.69	113.55	108.20
85	AA	2163	G	C8-N9-C1'	6.69	135.70	127.00
34	BA	239	C	O4'-C1'-N1	6.69	113.55	108.20
34	BA	247	U	C1'-O4'-C4'	-6.69	104.55	109.90
41	BH	31	A	C2'-C3'-O3'	6.69	124.40	113.70
64	Be	70	ARG	CD-NE-CZ	6.69	132.96	123.60
85	AA	663	C	C3'-C2'-C1'	-6.69	96.15	101.50
85	AA	1185	G	N1-C6-O6	6.69	123.91	119.90
34	BA	62	A	P-O3'-C3'	6.69	127.73	119.70
34	BA	218	G	C1'-O4'-C4'	-6.69	104.55	109.90
34	BA	1825	U	C5-C4-O4	-6.69	121.89	125.90
35	BB	27	C	C2-N1-C1'	-6.69	111.44	118.80
35	BB	647	U	N3-C2-O2	-6.69	117.52	122.20
35	BB	1179	C	C6-N1-C2	-6.69	117.62	120.30
35	BB	1258	G	OP1-P-OP2	-6.69	109.57	119.60
36	BC	116	C	C6-N1-C1'	6.69	128.83	120.80
39	BF	49	C	C5-C6-N1	6.69	124.34	121.00
40	BG	16	G	O4'-C4'-C3'	-6.69	97.31	104.00
41	BH	34	G	C5'-C4'-O4'	6.69	117.13	109.10

Continued on next page...

Continued from previous page...

Mol	Chain	Res	Type	Atoms	Z	Observed(°)	Ideal(°)
85	AA	336	C	C6-N1-C2	-6.69	117.62	120.30
85	AA	846	U	O4'-C1'-N1	6.69	113.55	108.20
85	AA	960	G	C8-N9-C4	-6.69	103.72	106.40
85	AA	1254	A	C1'-O4'-C4'	-6.69	104.55	109.90
85	AA	1801	U	O3'-P-O5'	-6.69	91.30	104.00
85	AA	1876	U	C5'-C4'-C3'	6.69	126.70	116.00
36	BC	108	A	N9-C1'-C2'	-6.69	104.65	112.00
85	AA	391	G	C8-N9-C1'	6.69	135.69	127.00
34	BA	19	G	C8-N9-C1'	6.68	135.69	127.00
34	BA	907	A	N9-C1'-C2'	-6.68	104.65	112.00
34	BA	1210	A	N1-C2-N3	-6.68	125.96	129.30
34	BA	1367	G	C5'-C4'-C3'	-6.68	105.31	116.00
35	BB	347	G	C5-C6-O6	-6.68	124.59	128.60
35	BB	384	A	C6-C5-N7	-6.68	127.62	132.30
35	BB	743	C	C5-C4-N4	-6.68	115.52	120.20
35	BB	1083	C	N3-C2-O2	-6.68	117.22	121.90
35	BB	1360	A	C4-C5-C6	-6.68	113.66	117.00
40	BG	128	U	N1-C1'-C2'	-6.68	104.65	112.00
51	BR	63	TYR	CA-CB-CG	-6.68	100.70	113.40
58	BY	14	HIS	CB-CA-C	6.68	123.77	110.40
85	AA	23	G	C5'-C4'-C3'	6.68	126.70	116.00
85	AA	258	G	C5-C6-N1	6.68	114.84	111.50
85	AA	416	U	P-O3'-C3'	6.68	127.72	119.70
85	AA	1254	A	C4-N9-C1'	-6.68	114.27	126.30
85	AA	1560	A	C5-N7-C8	6.68	107.24	103.90
85	AA	2141	G	C4'-C3'-C2'	6.68	109.28	102.60
34	BA	139	U	N3-C2-O2	-6.68	117.52	122.20
38	BE	31	A	N7-C8-N9	6.68	117.14	113.80
85	AA	416	U	C6-N1-C2	-6.68	116.99	121.00
85	AA	1585	A	P-O5'-C5'	-6.68	110.21	120.90
34	BA	788	C	C4'-C3'-C2'	6.68	109.28	102.60
35	BB	566	A	O4'-C1'-N9	6.68	113.55	108.20
34	BA	6	C	N3-C2-O2	-6.68	117.22	121.90
34	BA	39	C	P-O5'-C5'	6.68	131.59	120.90
34	BA	212	A	C8-N9-C1'	6.68	139.72	127.70
34	BA	429	G	C6-N1-C2	-6.68	121.09	125.10
34	BA	843	G	C1'-O4'-C4'	-6.68	104.56	109.90
34	BA	964	U	C4'-C3'-C2'	-6.68	95.92	102.60
34	BA	1641	G	C5-C6-O6	-6.68	124.59	128.60
35	BB	423	G	P-O3'-C3'	-6.68	111.69	119.70
38	BE	81	C	O4'-C1'-N1	6.68	113.54	108.20
39	BF	5	U	C4'-C3'-C2'	-6.68	95.92	102.60

Continued on next page...

Continued from previous page...

Mol	Chain	Res	Type	Atoms	Z	Observed(°)	Ideal(°)
73	Bn	33	ARG	NE-CZ-NH1	6.68	123.64	120.30
85	AA	18	C	C6-N1-C2	-6.68	117.63	120.30
85	AA	1302	A	O5'-C5'-C4'	6.68	124.39	111.70
85	AA	1465	C	C2-N1-C1'	-6.68	111.45	118.80
85	AA	1593	C	O4'-C1'-C2'	6.68	113.61	107.60
85	AA	1900	C	N3-C4-N4	-6.68	113.32	118.00
24	AQ	21	MET	CG-SD-CE	-6.68	89.52	100.20
35	BB	1507	U	O5'-C5'-C4'	-6.68	99.01	111.70
38	BE	112	G	C8-N9-C4	-6.68	103.73	106.40
65	Bf	72	ARG	N-CA-CB	6.68	122.62	110.60
85	AA	1379	A	O4'-C1'-N9	6.68	113.54	108.20
85	AA	1931	C	P-O3'-C3'	6.68	127.71	119.70
85	AA	2215	C	O5'-P-OP1	-6.68	99.69	105.70
34	BA	25	C	O5'-P-OP2	6.68	118.71	110.70
34	BA	319	C	C4'-C3'-C2'	-6.68	95.92	102.60
34	BA	1284	G	P-O5'-C5'	-6.68	110.22	120.90
35	BB	706	G	C4-N9-C1'	-6.68	117.82	126.50
35	BB	969	C	P-O3'-C3'	-6.68	111.69	119.70
35	BB	1508	G	O4'-C4'-C3'	-6.68	97.32	104.00
50	BQ	58	ARG	NE-CZ-NH1	6.68	123.64	120.30
65	Bf	390	ARG	NE-CZ-NH1	6.68	123.64	120.30
77	Br	160	TYR	CB-CG-CD1	6.68	125.01	121.00
85	AA	438	G	O5'-C5'-C4'	-6.68	99.02	111.70
85	AA	449	G	N9-C1'-C2'	-6.68	104.66	112.00
85	AA	467	U	C6-N1-C1'	-6.68	111.85	121.20
85	AA	589	A	OP1-P-OP2	-6.68	109.59	119.60
85	AA	1466	U	O5'-C5'-C4'	6.68	124.39	111.70
85	AA	1917	G	C4-N9-C1'	-6.68	117.82	126.50
86	AB	15	G	C8-N9-C4	-6.68	103.73	106.40
34	BA	196	A	C5-C6-N6	-6.67	118.36	123.70
34	BA	1220	C	O5'-C5'-C4'	-6.67	99.02	111.70
34	BA	1368	G	P-O5'-C5'	6.67	131.58	120.90
35	BB	498	G	C5-C6-N1	6.67	114.84	111.50
35	BB	574	G	C4-N9-C1'	-6.67	117.82	126.50
35	BB	689	C	C5'-C4'-C3'	6.67	126.68	116.00
35	BB	1266	A	C3'-C2'-C1'	-6.67	96.16	101.50
36	BC	125	A	P-O3'-C3'	-6.67	111.69	119.70
39	BF	57	C	O5'-P-OP2	-6.67	99.69	105.70
39	BF	63	U	O4'-C1'-N1	6.67	113.54	108.20
40	BG	125	C	N3-C2-O2	-6.67	117.23	121.90
67	Bh	89	SER	N-CA-CB	-6.67	100.49	110.50
82	Bw	70	TYR	CA-CB-CG	-6.67	100.72	113.40

Continued on next page...

Continued from previous page...

Mol	Chain	Res	Type	Atoms	Z	Observed(°)	Ideal(°)
85	AA	30	G	C4-N9-C1'	-6.67	117.82	126.50
85	AA	874	A	O5'-C5'-C4'	6.67	124.38	111.70
34	BA	770	G	C2-N3-C4	-6.67	108.56	111.90
34	BA	1710	C	N3-C2-O2	-6.67	117.23	121.90
35	BB	1453	G	C4-N9-C1'	-6.67	117.83	126.50
85	AA	973	U	O3'-P-O5'	6.67	116.68	104.00
85	AA	1650	G	O4'-C1'-N9	6.67	113.54	108.20
85	AA	1897	A	C2-N3-C4	6.67	113.94	110.60
34	BA	36	A	C4'-C3'-C2'	-6.67	95.93	102.60
34	BA	316	G	C5-C6-N1	6.67	114.84	111.50
34	BA	1221	A	C5'-C4'-C3'	6.67	126.67	116.00
34	BA	1425	G	O3'-P-O5'	-6.67	91.33	104.00
35	BB	715	G	C5'-C4'-O4'	6.67	117.11	109.10
35	BB	835	C	C2'-C3'-O3'	6.67	124.38	113.70
35	BB	1439	U	C5'-C4'-C3'	6.67	126.68	116.00
38	BE	74	U	C2-N3-C4	-6.67	123.00	127.00
41	BH	69	C	O4'-C1'-N1	6.67	113.54	108.20
85	AA	66	U	C6-N1-C2	-6.67	117.00	121.00
85	AA	270	A	C3'-C2'-C1'	-6.67	96.16	101.50
85	AA	800	A	C5-N7-C8	-6.67	100.56	103.90
85	AA	1544	G	C8-N9-C1'	6.67	135.67	127.00
85	AA	2033	C	C5'-C4'-C3'	-6.67	105.33	116.00
34	BA	128	C	C4'-C3'-C2'	6.67	109.27	102.60
34	BA	208	A	C5-C6-N6	6.67	129.03	123.70
34	BA	342	U	P-O3'-C3'	-6.67	111.70	119.70
34	BA	573	U	OP1-P-O3'	6.67	119.87	105.20
34	BA	1829	A	O4'-C1'-N9	6.67	113.53	108.20
35	BB	822	G	N7-C8-N9	6.67	116.43	113.10
40	BG	23	C	C4'-C3'-C2'	-6.67	95.93	102.60
57	BX	101	ASN	CA-CB-CG	-6.67	98.73	113.40
80	Bu	269	ARG	NE-CZ-NH1	6.67	123.63	120.30
85	AA	264	A	N9-C4-C5	-6.67	103.13	105.80
85	AA	399	A	O4'-C1'-N9	6.67	113.54	108.20
85	AA	834	U	C3'-C2'-C1'	-6.67	96.17	101.50
34	BA	304	G	O3'-P-O5'	6.67	116.67	104.00
34	BA	506	U	C2-N3-C4	-6.67	123.00	127.00
34	BA	614	A	O4'-C1'-N9	6.67	113.53	108.20
34	BA	664	C	C3'-C2'-C1'	-6.67	96.17	101.50
36	BC	33	U	C6-N1-C2	-6.67	117.00	121.00
65	Bf	165	PHE	N-CA-CB	-6.67	98.60	110.60
85	AA	25	C	O3'-P-O5'	6.67	116.67	104.00
85	AA	455	G	C8-N9-C4	6.67	109.07	106.40

Continued on next page...

Continued from previous page...

Mol	Chain	Res	Type	Atoms	Z	Observed(°)	Ideal(°)
85	AA	490	A	O4'-C1'-N9	6.67	113.53	108.20
85	AA	777	U	P-O3'-C3'	-6.67	111.70	119.70
85	AA	1080	A	O4'-C1'-N9	6.67	113.53	108.20
85	AA	1525	C	O4'-C1'-N1	6.67	113.53	108.20
85	AA	2036	A	C8-N9-C1'	-6.67	115.70	127.70
34	BA	1694	C	C5'-C4'-C3'	-6.67	105.33	116.00
35	BB	1538	G	O4'-C1'-N9	6.67	113.53	108.20
85	AA	560	C	C5'-C4'-C3'	6.67	126.66	116.00
86	AB	5	G	O4'-C1'-N9	6.67	113.53	108.20
34	BA	88	C	C6-N1-C2	-6.66	117.64	120.30
34	BA	103	G	C5'-C4'-C3'	-6.66	105.34	116.00
34	BA	294	C	N1-C2-N3	6.66	123.86	119.20
34	BA	345	G	P-O3'-C3'	-6.66	111.70	119.70
34	BA	584	A	C5-C6-N1	6.66	121.03	117.70
34	BA	835	U	O4'-C1'-N1	6.66	113.53	108.20
34	BA	938	C	O4'-C1'-C2'	6.66	113.60	107.60
34	BA	1114	G	N1-C2-N2	-6.66	110.20	116.20
34	BA	1710	C	C1'-O4'-C4'	-6.66	104.57	109.90
35	BB	78	C	N3-C2-O2	-6.66	117.23	121.90
58	BY	74	ARG	NE-CZ-NH1	6.66	123.63	120.30
85	AA	182	C	O4'-C1'-N1	6.66	113.53	108.20
85	AA	836	A	O4'-C1'-N9	6.66	113.53	108.20
85	AA	868	A	N1-C6-N6	6.66	122.60	118.60
85	AA	1540	A	N7-C8-N9	6.66	117.13	113.80
85	AA	1818	C	C5-C6-N1	6.66	124.33	121.00
34	BA	596	G	N3-C4-N9	6.66	130.00	126.00
34	BA	1497	A	N3-C4-N9	-6.66	122.07	127.40
41	BH	34	G	C5-C6-N1	6.66	114.83	111.50
48	BO	146	ASN	CA-CB-CG	-6.66	98.74	113.40
82	Bw	82	ARG	NE-CZ-NH2	-6.66	116.97	120.30
85	AA	293	A	C8-N9-C4	-6.66	103.14	105.80
85	AA	1199	C	C1'-O4'-C4'	-6.66	104.57	109.90
21	AM	151	ARG	NE-CZ-NH1	6.66	123.63	120.30
34	BA	58	A	C4'-C3'-C2'	-6.66	95.94	102.60
34	BA	375	C	N1-C2-O2	6.66	122.90	118.90
34	BA	644	C	N3-C4-C5	-6.66	119.24	121.90
34	BA	953	G	P-O3'-C3'	6.66	127.69	119.70
34	BA	1439	C	C2-N3-C4	-6.66	116.57	119.90
34	BA	1563	G	C4'-C3'-C2'	6.66	109.26	102.60
34	BA	1591	G	N1-C6-O6	-6.66	115.90	119.90
34	BA	1786	C	C6-N1-C1'	6.66	128.79	120.80
35	BB	855	G	C8-N9-C1'	6.66	135.66	127.00

Continued on next page...

Continued from previous page...

Mol	Chain	Res	Type	Atoms	Z	Observed(°)	Ideal(°)
35	BB	1356	G	N1-C2-N3	6.66	127.90	123.90
37	BD	87	G	C8-N9-C4	6.66	109.06	106.40
40	BG	11	G	C6-C5-N7	-6.66	126.40	130.40
40	BG	165	C	C6-N1-C2	-6.66	117.64	120.30
41	BH	111	U	O5'-C5'-C4'	-6.66	99.05	111.70
85	AA	354	C	C1'-O4'-C4'	-6.66	104.57	109.90
85	AA	1035	C	C2-N3-C4	-6.66	116.57	119.90
34	BA	441	A	C5-C6-N6	-6.66	118.37	123.70
34	BA	1712	U	P-O3'-C3'	-6.66	111.71	119.70
35	BB	1303	A	O4'-C1'-N9	6.66	113.53	108.20
36	BC	144	C	P-O3'-C3'	-6.66	111.71	119.70
40	BG	54	G	C5'-C4'-C3'	-6.66	105.34	116.00
48	BO	201	ARG	NE-CZ-NH2	-6.66	116.97	120.30
74	Bo	14	TYR	CA-CB-CG	-6.66	100.75	113.40
85	AA	109	G	C8-N9-C4	-6.66	103.74	106.40
85	AA	413	G	C4-N9-C1'	-6.66	117.84	126.50
85	AA	760	U	C1'-O4'-C4'	-6.66	104.57	109.90
34	BA	1663	U	N1-C2-N3	6.66	118.89	114.90
36	BC	17	U	C5'-C4'-O4'	6.66	117.09	109.10
39	BF	45	G	P-O5'-C5'	6.66	131.55	120.90
40	BG	1	G	P-O3'-C3'	-6.66	111.71	119.70
34	BA	14	G	P-O3'-C3'	-6.66	111.71	119.70
34	BA	1311	G	C5-C6-N1	6.66	114.83	111.50
35	BB	706	G	P-O5'-C5'	6.66	131.55	120.90
36	BC	58	G	C4-N9-C1'	-6.66	117.85	126.50
36	BC	125	A	C8-N9-C4	-6.66	103.14	105.80
38	BE	16	C	C3'-C2'-C1'	-6.66	96.17	101.50
40	BG	83	U	C2-N3-C4	-6.66	123.01	127.00
85	AA	1182	A	P-O5'-C5'	6.66	131.55	120.90
85	AA	1281	G	N9-C4-C5	-6.66	102.74	105.40
35	BB	21	C	O5'-C5'-C4'	-6.65	99.06	111.70
38	BE	195	G	C5'-C4'-O4'	6.65	117.08	109.10
41	BH	1	U	C3'-C2'-C1'	-6.65	96.18	101.50
85	AA	544	A	O5'-P-OP1	-6.65	99.71	105.70
85	AA	755	G	O5'-C5'-C4'	-6.65	99.06	111.70
85	AA	770	C	C5-C6-N1	6.65	124.33	121.00
85	AA	963	U	C3'-C2'-C1'	-6.65	96.18	101.50
85	AA	1681	G	C8-N9-C1'	6.65	135.65	127.00
34	BA	139	U	N1-C2-O2	6.65	127.46	122.80
34	BA	1277	G	N1-C6-O6	-6.65	115.91	119.90
34	BA	1841	A	C5-C6-N1	6.65	121.03	117.70
35	BB	269	A	O4'-C1'-N9	6.65	113.52	108.20

Continued on next page...

Continued from previous page...

Mol	Chain	Res	Type	Atoms	Z	Observed(°)	Ideal(°)
35	BB	1539	C	P-O5'-C5'	-6.65	110.26	120.90
48	BO	75	PHE	CB-CG-CD1	6.65	125.46	120.80
85	AA	1521	U	C5-C6-N1	6.65	126.03	122.70
34	BA	1435	A	O5'-C5'-C4'	-6.65	99.06	111.70
34	BA	1748	G	C8-N9-C1'	6.65	135.65	127.00
35	BB	267	C	O4'-C1'-N1	6.65	113.52	108.20
35	BB	827	U	N3-C2-O2	-6.65	117.55	122.20
36	BC	124	A	C8-N9-C1'	-6.65	115.73	127.70
41	BH	102	C	N1-C2-O2	6.65	122.89	118.90
81	Bv	66	MET	CG-SD-CE	-6.65	89.56	100.20
85	AA	177	A	C4'-C3'-C2'	6.65	109.25	102.60
85	AA	429	G	O4'-C1'-C2'	6.65	113.59	107.60
85	AA	736	U	C4'-C3'-C2'	6.65	109.25	102.60
85	AA	1826	U	C2'-C3'-O3'	6.65	124.34	113.70
85	AA	2091	C	C5'-C4'-C3'	6.65	126.64	116.00
34	BA	34	U	P-O5'-C5'	-6.65	110.26	120.90
34	BA	288	U	C4'-C3'-C2'	-6.65	95.95	102.60
34	BA	1241	U	O5'-P-OP2	6.65	118.68	110.70
65	Bf	350	ASN	N-CA-CB	6.65	122.57	110.60
85	AA	1116	G	N1-C2-N2	-6.65	110.22	116.20
20	AL	80	ARG	NE-CZ-NH1	6.65	123.62	120.30
34	BA	941	G	C8-N9-C4	6.65	109.06	106.40
34	BA	999	G	P-O3'-C3'	-6.65	111.72	119.70
34	BA	1304	C	N3-C4-N4	-6.65	113.35	118.00
34	BA	1694	C	C1'-O4'-C4'	-6.65	104.58	109.90
35	BB	388	C	P-O3'-C3'	6.65	127.68	119.70
35	BB	788	U	P-O3'-C3'	-6.65	111.72	119.70
85	AA	147	G	C3'-C2'-C1'	-6.65	96.18	101.50
85	AA	570	U	C2-N3-C4	-6.65	123.01	127.00
85	AA	717	G	O4'-C1'-N9	6.65	113.52	108.20
85	AA	857	G	C5-C6-O6	-6.65	124.61	128.60
85	AA	1181	U	P-O5'-C5'	6.65	131.54	120.90
85	AA	1525	C	C6-N1-C1'	6.65	128.78	120.80
85	AA	1796	C	C3'-C2'-C1'	-6.65	96.18	101.50
85	AA	1963	G	P-O3'-C3'	6.65	127.68	119.70
85	AA	2234	C	C1'-O4'-C4'	-6.65	104.58	109.90
3	A2	51	ARG	NE-CZ-NH2	-6.65	116.98	120.30
34	BA	94	G	C4-N9-C1'	-6.65	117.86	126.50
34	BA	492	G	N1-C6-O6	-6.65	115.91	119.90
34	BA	862	C	O4'-C1'-N1	6.65	113.52	108.20
34	BA	1521	C	O4'-C1'-N1	6.65	113.52	108.20
34	BA	1695	G	C5'-C4'-C3'	-6.65	105.37	116.00

Continued on next page...

Continued from previous page...

Mol	Chain	Res	Type	Atoms	Z	Observed(°)	Ideal(°)
35	BB	458	U	N1-C2-N3	6.65	118.89	114.90
35	BB	1313	C	P-O5'-C5'	-6.65	110.27	120.90
39	BF	56	C	O5'-C5'-C4'	-6.65	99.07	111.70
41	BH	41	A	N7-C8-N9	-6.65	110.48	113.80
85	AA	349	C	O4'-C1'-N1	6.65	113.52	108.20
85	AA	881	C	C1'-O4'-C4'	-6.65	104.58	109.90
85	AA	927	A	C6-N1-C2	-6.65	114.61	118.60
34	BA	610	A	N1-C6-N6	6.64	122.59	118.60
34	BA	683	C	C1'-O4'-C4'	-6.64	104.58	109.90
34	BA	868	C	N3-C2-O2	-6.64	117.25	121.90
34	BA	1522	G	C5-C6-N1	6.64	114.82	111.50
36	BC	32	U	C1'-O4'-C4'	-6.64	104.58	109.90
36	BC	68	A	C8-N9-C4	-6.64	103.14	105.80
36	BC	151	G	P-O3'-C3'	6.64	127.67	119.70
38	BE	41	C	O4'-C1'-N1	6.64	113.52	108.20
41	BH	77	G	OP1-P-O3'	6.64	119.82	105.20
85	AA	76	G	O4'-C4'-C3'	-6.64	97.36	104.00
85	AA	210	G	C6-N1-C2	-6.64	121.11	125.10
85	AA	515	C	N3-C2-O2	-6.64	117.25	121.90
85	AA	976	G	C1'-O4'-C4'	-6.64	104.58	109.90
85	AA	1960	C	C5-C6-N1	6.64	124.32	121.00
34	BA	1739	G	C6-N1-C2	-6.64	121.11	125.10
35	BB	48	G	P-O3'-C3'	6.64	127.67	119.70
35	BB	1293	C	N1-C2-O2	6.64	122.89	118.90
85	AA	730	G	N3-C4-C5	-6.64	125.28	128.60
85	AA	731	U	O3'-P-O5'	-6.64	91.38	104.00
85	AA	1934	A	P-O5'-C5'	6.64	131.53	120.90
1	A0	101	GLN	C-N-CA	6.64	138.30	121.70
4	A3	212	TYR	CB-CG-CD1	-6.64	117.02	121.00
34	BA	862	C	C1'-O4'-C4'	-6.64	104.59	109.90
35	BB	1094	A	C4-N9-C1'	-6.64	114.35	126.30
41	BH	4	U	C4'-C3'-C2'	6.64	109.24	102.60
41	BH	77	G	O5'-P-OP2	-6.64	99.72	105.70
85	AA	186	U	P-O5'-C5'	-6.64	110.28	120.90
85	AA	1396	C	O4'-C1'-N1	6.64	113.51	108.20
85	AA	1505	G	C4-N9-C1'	-6.64	117.87	126.50
34	BA	542	A	O4'-C1'-N9	6.64	113.51	108.20
34	BA	560	U	O4'-C1'-N1	6.64	113.51	108.20
34	BA	817	U	C1'-O4'-C4'	-6.64	104.59	109.90
34	BA	853	A	N1-C6-N6	-6.64	114.62	118.60
34	BA	1149	C	C5-C4-N4	6.64	124.85	120.20
34	BA	1186	U	C5-C6-N1	6.64	126.02	122.70

Continued on next page...

Continued from previous page...

Mol	Chain	Res	Type	Atoms	Z	Observed(°)	Ideal(°)
34	BA	1484	A	C5-C6-N1	6.64	121.02	117.70
34	BA	1538	G	C5-C6-O6	-6.64	124.62	128.60
34	BA	1650	G	C1'-O4'-C4'	-6.64	104.59	109.90
35	BB	1497	C	N3-C2-O2	-6.64	117.25	121.90
38	BE	22	A	O4'-C1'-N9	6.64	113.51	108.20
40	BG	64	C	O4'-C1'-N1	6.64	113.51	108.20
85	AA	308	U	C5'-C4'-O4'	6.64	117.07	109.10
85	AA	788	G	C4-N9-C1'	-6.64	117.87	126.50
85	AA	856	G	O4'-C4'-C3'	-6.64	97.36	104.00
85	AA	941	C	N3-C2-O2	-6.64	117.25	121.90
85	AA	2158	U	C5'-C4'-C3'	-6.64	105.38	116.00
7	A6	2	ARG	NE-CZ-NH1	6.64	123.62	120.30
34	BA	280	A	C5'-C4'-C3'	-6.64	105.38	116.00
34	BA	518	C	P-O3'-C3'	6.64	127.67	119.70
34	BA	1305	A	C5'-C4'-C3'	-6.64	105.38	116.00
34	BA	1416	C	C4'-C3'-C2'	6.64	109.24	102.60
34	BA	1534	U	O5'-P-OP1	-6.64	99.73	105.70
78	Bs	46	ARG	NE-CZ-NH1	6.64	123.62	120.30
85	AA	493	A	N1-C6-N6	-6.64	114.62	118.60
85	AA	1976	G	C1'-O4'-C4'	-6.64	104.59	109.90
34	BA	494	A	O4'-C1'-N9	6.64	113.51	108.20
34	BA	867	C	N3-C2-O2	-6.64	117.25	121.90
35	BB	52	G	C4'-C3'-C2'	6.64	109.24	102.60
35	BB	488	G	C4-N9-C1'	-6.64	117.87	126.50
35	BB	1185	G	C1'-O4'-C4'	-6.64	104.59	109.90
38	BE	139	U	C4'-C3'-C2'	-6.64	95.96	102.60
40	BG	1	G	C1'-O4'-C4'	-6.64	104.59	109.90
41	BH	102	C	N3-C4-C5	6.64	124.56	121.90
81	Bv	179	PHE	N-CA-CB	6.64	122.55	110.60
85	AA	649	C	C3'-C2'-C1'	-6.64	96.19	101.50
85	AA	919	U	O3'-P-O5'	6.64	116.61	104.00
85	AA	1288	A	C8-N9-C4	-6.64	103.14	105.80
85	AA	2201	A	O4'-C1'-N9	6.64	113.51	108.20
23	AP	87	ARG	N-CA-CB	6.63	122.54	110.60
34	BA	688	G	C1'-O4'-C4'	-6.63	104.59	109.90
34	BA	1611	A	C5'-C4'-C3'	-6.63	105.38	116.00
35	BB	81	A	P-O5'-C5'	6.63	131.51	120.90
35	BB	713	U	C2'-C3'-O3'	6.63	124.31	113.70
36	BC	65	G	C1'-O4'-C4'	-6.63	104.59	109.90
47	BN	44	ARG	N-CA-CB	-6.63	98.66	110.60
85	AA	335	G	C4-N9-C1'	-6.63	117.88	126.50
85	AA	368	C	N1-C2-N3	6.63	123.84	119.20

Continued on next page...

Continued from previous page...

Mol	Chain	Res	Type	Atoms	Z	Observed(°)	Ideal(°)
85	AA	451	G	C5'-C4'-C3'	-6.63	105.39	116.00
85	AA	867	G	C1'-O4'-C4'	-6.63	104.59	109.90
85	AA	1384	C	O4'-C1'-N1	6.63	113.51	108.20
85	AA	2085	C	O5'-C5'-C4'	-6.63	99.09	111.70
34	BA	1472	G	N7-C8-N9	-6.63	109.78	113.10
34	BA	1798	G	O4'-C1'-N9	6.63	113.51	108.20
85	AA	1634	U	N1-C2-O2	6.63	127.44	122.80
15	AG	69	ARG	NE-CZ-NH1	6.63	123.62	120.30
34	BA	60	A	C5-C6-N6	-6.63	118.39	123.70
34	BA	90	G	O4'-C1'-N9	6.63	113.51	108.20
34	BA	103	G	N3-C2-N2	6.63	124.54	119.90
34	BA	899	G	C3'-C2'-C1'	-6.63	96.19	101.50
34	BA	1137	U	C2-N1-C1'	-6.63	109.74	117.70
34	BA	1161	G	N3-C2-N2	6.63	124.54	119.90
34	BA	1282	G	O5'-P-OP2	-6.63	99.73	105.70
34	BA	1412	G	C5'-C4'-C3'	-6.63	105.39	116.00
34	BA	1699	A	O3'-P-O5'	6.63	116.60	104.00
35	BB	486	G	C5'-C4'-C3'	6.63	126.61	116.00
35	BB	660	G	P-O3'-C3'	6.63	127.66	119.70
35	BB	1348	C	C3'-C2'-C1'	-6.63	96.19	101.50
40	BG	151	A	C1'-O4'-C4'	-6.63	104.59	109.90
65	Bf	351	GLN	N-CA-CB	6.63	122.54	110.60
85	AA	126	U	C4'-C3'-C2'	-6.63	95.97	102.60
85	AA	678	A	O3'-P-O5'	-6.63	91.40	104.00
85	AA	1076	U	O4'-C1'-N1	6.63	113.50	108.20
34	BA	103	G	N9-C1'-C2'	-6.63	104.71	112.00
41	BH	76	G	N1-C6-O6	-6.63	115.92	119.90
85	AA	1496	U	N3-C2-O2	-6.63	117.56	122.20
34	BA	1345	U	O4'-C1'-N1	6.63	113.50	108.20
34	BA	1573	C	C4'-C3'-C2'	6.63	109.23	102.60
35	BB	901	U	O4'-C4'-C3'	-6.63	97.37	104.00
38	BE	146	U	C2-N1-C1'	-6.63	109.75	117.70
39	BF	60	C	C5'-C4'-O4'	6.63	117.05	109.10
54	BU	116	ARG	NE-CZ-NH1	6.63	123.61	120.30
57	BX	125	TYR	CA-CB-CG	-6.63	100.81	113.40
62	Bc	26	ARG	NE-CZ-NH1	6.63	123.61	120.30
85	AA	273	C	C1'-O4'-C4'	-6.63	104.60	109.90
85	AA	1114	A	C4-C5-C6	-6.63	113.69	117.00
85	AA	1210	U	C4-C5-C6	-6.63	115.72	119.70
85	AA	1516	A	C5'-C4'-O4'	6.63	117.05	109.10
85	AA	1934	A	C5-C6-N1	6.63	121.01	117.70
34	BA	489	A	C1'-O4'-C4'	-6.63	104.60	109.90

Continued on next page...

Continued from previous page...

Mol	Chain	Res	Type	Atoms	Z	Observed(°)	Ideal(°)
34	BA	784	C	C5'-C4'-C3'	6.63	126.60	116.00
34	BA	1035	A	P-O3'-C3'	6.63	127.65	119.70
35	BB	119	G	C4-N9-C1'	-6.63	117.88	126.50
35	BB	1024	G	C8-N9-C1'	6.63	135.62	127.00
37	BD	75	G	P-O3'-C3'	6.63	127.65	119.70
85	AA	974	U	P-O5'-C5'	6.63	131.50	120.90
85	AA	1794	U	C2-N1-C1'	-6.63	109.75	117.70
86	AB	55	U	P-O3'-C3'	-6.63	111.75	119.70
3	A2	57	ARG	NE-CZ-NH1	6.62	123.61	120.30
34	BA	180	G	N1-C6-O6	6.62	123.88	119.90
34	BA	527	C	C2-N3-C4	-6.62	116.59	119.90
34	BA	847	U	C6-N1-C2	-6.62	117.03	121.00
35	BB	857	G	O3'-P-O5'	6.62	116.59	104.00
35	BB	1346	A	C5-C6-N1	6.62	121.01	117.70
35	BB	1480	G	N1-C2-N3	-6.62	119.92	123.90
36	BC	169	G	O4'-C1'-N9	6.62	113.50	108.20
37	BD	48	G	N1-C2-N3	-6.62	119.92	123.90
85	AA	739	C	O4'-C1'-N1	6.62	113.50	108.20
34	BA	159	U	C6-N1-C2	-6.62	117.03	121.00
34	BA	573	U	C6-N1-C2	-6.62	117.03	121.00
34	BA	590	U	C3'-C2'-C1'	-6.62	96.20	101.50
34	BA	1041	U	O5'-C5'-C4'	-6.62	99.12	111.70
34	BA	1412	G	O4'-C1'-N9	6.62	113.50	108.20
35	BB	4	C	O5'-P-OP1	6.62	118.65	110.70
35	BB	1053	G	N3-C4-C5	-6.62	125.29	128.60
35	BB	1383	C	P-O3'-C3'	-6.62	111.75	119.70
35	BB	1484	A	P-O3'-C3'	-6.62	111.75	119.70
41	BH	58	C	C2-N1-C1'	-6.62	111.51	118.80
45	BL	138	LEU	C-N-CA	6.62	136.21	122.30
85	AA	1687	U	C3'-C2'-C1'	-6.62	96.20	101.50
86	AB	68	C	C6-N1-C1'	6.62	128.75	120.80
26	AS	107	ARG	NE-CZ-NH2	-6.62	116.99	120.30
34	BA	250	G	OP1-P-OP2	-6.62	109.67	119.60
34	BA	1371	U	C5'-C4'-C3'	-6.62	105.41	116.00
35	BB	481	A	C5'-C4'-O4'	6.62	117.05	109.10
35	BB	912	C	O4'-C1'-N1	6.62	113.50	108.20
35	BB	916	U	O4'-C1'-N1	6.62	113.50	108.20
35	BB	1476	C	C2-N1-C1'	-6.62	111.52	118.80
35	BB	1477	C	N3-C2-O2	-6.62	117.27	121.90
37	BD	48	G	N9-C1'-C2'	-6.62	104.72	112.00
85	AA	469	G	C4-N9-C1'	-6.62	117.89	126.50
85	AA	568	C	C6-N1-C1'	6.62	128.75	120.80

Continued on next page...

Continued from previous page...

Mol	Chain	Res	Type	Atoms	Z	Observed(°)	Ideal(°)
85	AA	1280	U	O4'-C1'-N1	6.62	113.50	108.20
2	A1	110	ARG	CB-CA-C	-6.62	97.16	110.40
34	BA	1832	A	C1'-O4'-C4'	-6.62	104.60	109.90
77	Br	216	THR	N-CA-CB	6.62	122.88	110.30
85	AA	109	G	P-O3'-C3'	-6.62	111.76	119.70
85	AA	572	G	C4'-C3'-C2'	-6.62	95.98	102.60
85	AA	1649	U	P-O3'-C3'	6.62	127.64	119.70
85	AA	2167	A	C8-N9-C1'	6.62	139.62	127.70
34	BA	136	A	C1'-O4'-C4'	-6.62	104.61	109.90
34	BA	243	C	C6-N1-C2	-6.62	117.65	120.30
34	BA	260	A	C1'-O4'-C4'	-6.62	104.61	109.90
34	BA	576	C	C2-N1-C1'	6.62	126.08	118.80
34	BA	909	G	C5-C6-N1	6.62	114.81	111.50
34	BA	1084	A	O5'-C5'-C4'	6.62	124.28	111.70
34	BA	1354	G	N1-C6-O6	6.62	123.87	119.90
34	BA	1563	G	C5'-C4'-C3'	-6.62	105.41	116.00
39	BF	44	C	O4'-C1'-N1	6.62	113.50	108.20
40	BG	140	G	C8-N9-C4	6.62	109.05	106.40
85	AA	38	C	O4'-C1'-N1	6.62	113.50	108.20
85	AA	171	U	C2'-C3'-O3'	6.62	124.29	113.70
85	AA	207	G	N7-C8-N9	6.62	116.41	113.10
85	AA	853	G	O5'-P-OP1	6.62	118.64	110.70
85	AA	863	C	N1-C2-N3	6.62	123.83	119.20
85	AA	1252	A	O4'-C1'-N9	6.62	113.50	108.20
85	AA	1495	G	C4-N9-C1'	-6.62	117.90	126.50
85	AA	2015	U	P-O5'-C5'	-6.62	110.31	120.90
34	BA	1146	U	C1'-O4'-C4'	-6.62	104.61	109.90
35	BB	509	A	C5-C6-N6	-6.62	118.41	123.70
59	BZ	111	ARG	NE-CZ-NH2	-6.62	116.99	120.30
66	Bg	107	GLY	N-CA-C	-6.62	96.56	113.10
85	AA	577	U	C6-N1-C2	-6.62	117.03	121.00
5	A4	75	LEU	N-CA-CB	-6.62	97.17	110.40
34	BA	59	A	C5'-C4'-O4'	6.62	117.04	109.10
34	BA	117	C	C5'-C4'-O4'	6.62	117.04	109.10
34	BA	253	U	P-O3'-C3'	-6.62	111.76	119.70
34	BA	1503	U	C5-C6-N1	-6.62	119.39	122.70
35	BB	4	C	C5'-C4'-C3'	6.62	126.58	116.00
35	BB	95	A	C3'-C2'-C1'	-6.62	96.21	101.50
35	BB	1541	G	N3-C2-N2	6.62	124.53	119.90
36	BC	66	G	C5-C6-O6	-6.62	124.63	128.60
40	BG	73	U	C2-N1-C1'	-6.62	109.76	117.70
66	Bg	70	TYR	CB-CG-CD1	-6.62	117.03	121.00

Continued on next page...

Continued from previous page...

Mol	Chain	Res	Type	Atoms	Z	Observed(°)	Ideal(°)
85	AA	438	G	C1'-O4'-C4'	-6.62	104.61	109.90
85	AA	1258	U	P-O5'-C5'	6.62	131.49	120.90
34	BA	51	C	P-O3'-C3'	-6.61	111.77	119.70
34	BA	103	G	N1-C6-O6	-6.61	115.93	119.90
34	BA	114	U	P-O3'-C3'	6.61	127.64	119.70
34	BA	125	G	C5-C6-N1	6.61	114.81	111.50
34	BA	489	A	O4'-C4'-C3'	-6.61	97.39	104.00
34	BA	1126	U	C5'-C4'-C3'	6.61	126.58	116.00
34	BA	1239	G	N1-C6-O6	-6.61	115.93	119.90
35	BB	1224	C	C5'-C4'-O4'	6.61	117.04	109.10
38	BE	97	G	P-O5'-C5'	-6.61	110.32	120.90
38	BE	109	C	P-O5'-C5'	6.61	131.48	120.90
40	BG	182	G	O4'-C1'-N9	6.61	113.49	108.20
41	BH	120	C	P-O5'-C5'	-6.61	110.32	120.90
66	Bg	34	TYR	CB-CG-CD1	-6.61	117.03	121.00
73	Bn	66	TYR	N-CA-CB	-6.61	98.69	110.60
85	AA	1944	C	O4'-C1'-N1	6.61	113.49	108.20
35	BB	728	A	C8-N9-C4	-6.61	103.16	105.80
40	BG	129	G	N9-C1'-C2'	-6.61	104.73	112.00
85	AA	150	U	C2-N1-C1'	-6.61	109.77	117.70
85	AA	1363	U	C4'-C3'-C2'	-6.61	95.99	102.60
35	BB	513	G	C4-N9-C1'	-6.61	117.91	126.50
35	BB	976	U	C1'-O4'-C4'	-6.61	104.61	109.90
35	BB	1440	A	C8-N9-C4	6.61	108.44	105.80
45	BL	64	PHE	CB-CG-CD2	-6.61	116.17	120.80
59	BZ	57	ARG	NE-CZ-NH1	6.61	123.61	120.30
85	AA	68	A	P-O5'-C5'	-6.61	110.32	120.90
85	AA	1058	G	O4'-C1'-N9	6.61	113.49	108.20
85	AA	2237	G	C4-N9-C1'	-6.61	117.91	126.50
34	BA	135	G	C1'-O4'-C4'	-6.61	104.61	109.90
34	BA	374	U	C1'-O4'-C4'	-6.61	104.61	109.90
34	BA	501	U	C4'-C3'-C2'	-6.61	95.99	102.60
34	BA	1379	G	C5-C6-O6	-6.61	124.64	128.60
34	BA	1649	A	N9-C1'-C2'	6.61	122.59	114.00
34	BA	1736	A	P-O5'-C5'	6.61	131.47	120.90
35	BB	1096	G	C6-N1-C2	-6.61	121.14	125.10
36	BC	130	U	N3-C2-O2	-6.61	117.57	122.20
37	BD	112	U	C6-N1-C1'	6.61	130.45	121.20
40	BG	115	C	C1'-O4'-C4'	-6.61	104.61	109.90
85	AA	1776	C	O4'-C1'-N1	6.61	113.49	108.20
34	BA	69	C	N3-C4-N4	-6.61	113.37	118.00
34	BA	383	G	N1-C6-O6	6.61	123.86	119.90

Continued on next page...

Continued from previous page...

Mol	Chain	Res	Type	Atoms	Z	Observed(°)	Ideal(°)
35	BB	127	U	C2-N3-C4	-6.61	123.04	127.00
35	BB	1151	A	N9-C4-C5	6.61	108.44	105.80
35	BB	1162	A	C4-N9-C1'	6.61	138.19	126.30
35	BB	1508	G	N9-C1'-C2'	-6.61	104.73	112.00
85	AA	354	C	P-O5'-C5'	-6.61	110.33	120.90
85	AA	930	G	O4'-C1'-N9	6.61	113.48	108.20
85	AA	1480	C	N1-C1'-C2'	-6.61	104.73	112.00
85	AA	1675	U	O4'-C1'-N1	6.61	113.49	108.20
86	AB	11	C	O4'-C1'-N1	6.61	113.49	108.20
34	BA	9	A	C1'-O4'-C4'	-6.61	104.61	109.90
34	BA	571	G	C5'-C4'-C3'	6.61	126.57	116.00
36	BC	139	A	N7-C8-N9	6.61	117.10	113.80
85	AA	273	C	O4'-C1'-N1	6.61	113.48	108.20
85	AA	292	C	C5'-C4'-C3'	6.61	126.57	116.00
85	AA	814	G	N9-C1'-C2'	-6.61	104.73	112.00
85	AA	1229	G	N1-C6-O6	-6.61	115.94	119.90
85	AA	1238	U	O4'-C1'-N1	6.61	113.48	108.20
86	AB	24	G	O4'-C1'-N9	6.61	113.48	108.20
34	BA	567	U	C5'-C4'-C3'	-6.60	105.43	116.00
34	BA	1377	A	O4'-C1'-N9	6.60	113.48	108.20
35	BB	710	A	C4-N9-C1'	-6.60	114.41	126.30
35	BB	795	A	N1-C6-N6	-6.60	114.64	118.60
38	BE	17	U	N1-C1'-C2'	-6.60	104.74	112.00
83	Bx	205	ARG	NE-CZ-NH1	6.60	123.60	120.30
85	AA	259	A	C4-N9-C1'	-6.60	114.41	126.30
85	AA	436	G	O4'-C1'-N9	6.60	113.48	108.20
34	BA	460	G	C8-N9-C1'	6.60	135.58	127.00
34	BA	686	U	C6-N1-C2	-6.60	117.04	121.00
34	BA	1171	C	C6-N1-C2	-6.60	117.66	120.30
34	BA	1699	A	C4'-C3'-O3'	6.60	126.20	113.00
35	BB	775	U	P-O5'-C5'	6.60	131.47	120.90
35	BB	859	U	C1'-O4'-C4'	-6.60	104.62	109.90
36	BC	122	A	C5-C6-N6	-6.60	118.42	123.70
37	BD	42	A	C5'-C4'-C3'	-6.60	105.44	116.00
40	BG	176	G	P-O5'-C5'	6.60	131.46	120.90
50	BQ	137	TRP	CB-CG-CD2	-6.60	118.02	126.60
73	Bn	57	ARG	NE-CZ-NH2	-6.60	117.00	120.30
85	AA	993	G	C5'-C4'-C3'	-6.60	105.44	116.00
85	AA	1055	U	O4'-C1'-N1	6.60	113.48	108.20
85	AA	1454	U	N3-C2-O2	-6.60	117.58	122.20
85	AA	1806	C	C2-N1-C1'	6.60	126.06	118.80
85	AA	1905	A	C6-N1-C2	-6.60	114.64	118.60

Continued on next page...

Continued from previous page...

Mol	Chain	Res	Type	Atoms	Z	Observed(°)	Ideal(°)
86	AB	3	C	N3-C4-N4	6.60	122.62	118.00
32	AY	18	THR	N-CA-CB	6.60	122.84	110.30
35	BB	1290	C	C3'-C2'-C1'	-6.60	96.22	101.50
85	AA	271	A	C3'-C2'-C1'	-6.60	96.22	101.50
85	AA	851	G	P-O5'-C5'	-6.60	110.34	120.90
85	AA	1183	C	C6-N1-C1'	-6.60	112.88	120.80
85	AA	1713	A	N1-C6-N6	6.60	122.56	118.60
85	AA	1719	C	C6-N1-C2	-6.60	117.66	120.30
34	BA	136	A	C5'-C4'-C3'	-6.60	105.44	116.00
34	BA	327	G	C6-N1-C2	-6.60	121.14	125.10
34	BA	869	C	P-O5'-C5'	-6.60	110.34	120.90
35	BB	653	G	N9-C1'-C2'	-6.60	104.74	112.00
35	BB	1134	G	C5-N7-C8	-6.60	101.00	104.30
35	BB	1332	G	O4'-C1'-N9	6.60	113.48	108.20
35	BB	1533	U	C6-N1-C1'	-6.60	111.96	121.20
40	BG	159	A	C5-C6-N1	6.60	121.00	117.70
43	BJ	57	ARG	NE-CZ-NH2	-6.60	117.00	120.30
45	BL	159	HIS	CA-CB-CG	-6.60	102.38	113.60
85	AA	185	A	N1-C6-N6	6.60	122.56	118.60
85	AA	1109	G	C4'-C3'-C2'	6.60	109.20	102.60
85	AA	2124	G	C5-C6-O6	-6.60	124.64	128.60
12	AD	72	TYR	CB-CG-CD2	-6.60	117.04	121.00
34	BA	295	G	C5'-C4'-C3'	-6.60	105.44	116.00
34	BA	877	U	C5-C6-N1	-6.60	119.40	122.70
34	BA	1170	A	C3'-C2'-C1'	-6.60	96.22	101.50
35	BB	1092	G	P-O5'-C5'	6.60	131.46	120.90
38	BE	147	G	C5-C6-N1	6.60	114.80	111.50
38	BE	193	A	N7-C8-N9	6.60	117.10	113.80
40	BG	50	G	C8-N9-C4	6.60	109.04	106.40
40	BG	139	U	C5-C4-O4	6.60	129.86	125.90
41	BH	29	G	C2-N3-C4	-6.60	108.60	111.90
85	AA	318	A	O4'-C1'-N9	-6.60	102.92	108.20
85	AA	523	U	C5-C4-O4	-6.60	121.94	125.90
85	AA	2125	A	C4'-C3'-C2'	6.60	109.20	102.60
6	A5	204	GLU	C-N-CA	6.60	136.15	122.30
35	BB	458	U	C1'-O4'-C4'	-6.60	104.62	109.90
41	BH	44	A	C5-C6-N6	-6.60	118.42	123.70
85	AA	59	C	N3-C4-N4	6.60	122.62	118.00
85	AA	527	A	C8-N9-C4	6.60	108.44	105.80
85	AA	1134	G	C5-C6-N1	6.60	114.80	111.50
85	AA	1551	G	C8-N9-C1'	-6.60	118.42	127.00
35	BB	135	C	C2-N1-C1'	-6.59	111.55	118.80

Continued on next page...

Continued from previous page...

Mol	Chain	Res	Type	Atoms	Z	Observed(°)	Ideal(°)
35	BB	713	U	C2-N1-C1'	-6.59	109.79	117.70
35	BB	1448	U	O5'-C5'-C4'	-6.59	99.17	111.70
83	Bx	265	ARG	NE-CZ-NH1	6.59	123.60	120.30
85	AA	315	U	C3'-C2'-C1'	-6.59	96.22	101.50
85	AA	523	U	N3-C4-O4	6.59	124.02	119.40
85	AA	803	C	O4'-C1'-N1	6.59	113.48	108.20
85	AA	1856	G	P-O3'-C3'	-6.59	111.79	119.70
85	AA	2248	A	P-O3'-C3'	6.59	127.61	119.70
34	BA	106	U	P-O3'-C3'	-6.59	111.79	119.70
35	BB	599	U	C5'-C4'-O4'	6.59	117.01	109.10
40	BG	13	A	P-O5'-C5'	-6.59	110.35	120.90
41	BH	9	C	C6-N1-C2	-6.59	117.66	120.30
41	BH	99	G	O4'-C1'-N9	6.59	113.47	108.20
85	AA	815	G	C1'-O4'-C4'	-6.59	104.63	109.90
85	AA	818	C	C4-C5-C6	-6.59	114.10	117.40
34	BA	798	G	O3'-P-O5'	6.59	116.53	104.00
34	BA	1049	G	C5-C6-O6	-6.59	124.64	128.60
34	BA	1735	G	C5-C6-N1	6.59	114.80	111.50
35	BB	496	C	C3'-C2'-C1'	-6.59	96.23	101.50
35	BB	1446	C	O4'-C1'-C2'	6.59	113.53	107.60
40	BG	95	U	C6-N1-C1'	6.59	130.43	121.20
85	AA	939	A	C4'-C3'-C2'	-6.59	96.01	102.60
34	BA	537	C	C6-N1-C1'	6.59	128.71	120.80
34	BA	594	G	C5'-C4'-C3'	6.59	126.54	116.00
34	BA	1072	U	N1-C1'-C2'	-6.59	104.75	112.00
35	BB	80	C	C5-C4-N4	6.59	124.81	120.20
35	BB	893	U	N1-C1'-C2'	-6.59	104.75	112.00
35	BB	1464	G	P-O5'-C5'	6.59	131.44	120.90
37	BD	26	C	C5'-C4'-O4'	6.59	117.01	109.10
38	BE	119	U	C6-N1-C2	-6.59	117.05	121.00
39	BF	36	G	C4-N9-C1'	-6.59	117.93	126.50
47	BN	74	ARG	NE-CZ-NH2	-6.59	117.01	120.30
85	AA	568	C	N3-C2-O2	-6.59	117.29	121.90
85	AA	650	G	P-O3'-C3'	6.59	127.61	119.70
85	AA	690	G	N1-C2-N2	-6.59	110.27	116.20
85	AA	941	C	OP1-P-OP2	-6.59	109.72	119.60
85	AA	1004	G	N7-C8-N9	6.59	116.39	113.10
85	AA	2100	A	C6-N1-C2	-6.59	114.65	118.60
85	AA	2107	C	P-O5'-C5'	6.59	131.44	120.90
85	AA	2227	A	C4-N9-C1'	-6.59	114.44	126.30
34	BA	185	A	C1'-O4'-C4'	-6.59	104.63	109.90
34	BA	1502	G	C5-C6-O6	-6.59	124.65	128.60

Continued on next page...

Continued from previous page...

Mol	Chain	Res	Type	Atoms	Z	Observed(°)	Ideal(°)
34	BA	1798	G	OP1-P-OP2	-6.59	109.72	119.60
35	BB	1328	C	O4'-C1'-N1	6.59	113.47	108.20
36	BC	155	C	C5'-C4'-C3'	-6.59	105.46	116.00
44	BK	75	TYR	CB-CG-CD1	-6.59	117.05	121.00
49	BP	163	ARG	NE-CZ-NH2	-6.59	117.01	120.30
81	Bv	176	HIS	CA-CB-CG	-6.59	102.40	113.60
85	AA	879	G	C8-N9-C4	6.59	109.03	106.40
85	AA	1211	C	N1-C1'-C2'	-6.59	104.75	112.00
34	BA	134	U	C2-N1-C1'	-6.59	109.80	117.70
34	BA	817	U	C3'-C2'-C1'	-6.59	96.23	101.50
34	BA	1070	G	C5-N7-C8	-6.59	101.01	104.30
34	BA	1608	C	P-O3'-C3'	-6.59	111.80	119.70
34	BA	1609	U	C2'-C3'-O3'	6.59	124.24	113.70
34	BA	1722	U	P-O3'-C3'	-6.59	111.80	119.70
35	BB	420	U	C3'-C2'-C1'	-6.59	96.23	101.50
35	BB	1487	G	C5-C6-N1	6.59	114.79	111.50
38	BE	128	G	C4'-C3'-C2'	6.59	109.19	102.60
39	BF	13	U	C4'-C3'-C2'	-6.59	96.01	102.60
40	BG	20	U	C2-N1-C1'	-6.59	109.80	117.70
41	BH	127	A	C6-N1-C2	-6.59	114.65	118.60
51	BR	30	PHE	CB-CG-CD1	6.59	125.41	120.80
85	AA	19	A	P-O5'-C5'	6.59	131.44	120.90
85	AA	117	C	C3'-C2'-C1'	-6.59	96.23	101.50
85	AA	252	G	N9-C1'-C2'	6.59	122.56	114.00
85	AA	557	G	N9-C1'-C2'	-6.59	104.75	112.00
85	AA	650	G	C1'-O4'-C4'	-6.59	104.63	109.90
85	AA	1471	G	C8-N9-C4	6.59	109.03	106.40
85	AA	1661	U	N1-C2-N3	6.59	118.85	114.90
34	BA	736	G	O5'-P-OP2	6.58	118.60	110.70
34	BA	1156	U	C5-C4-O4	6.58	129.85	125.90
34	BA	1724	G	O3'-P-O5'	6.58	116.51	104.00
35	BB	1133	C	C2-N1-C1'	-6.58	111.56	118.80
85	AA	48	G	N1-C6-O6	-6.58	115.95	119.90
34	BA	858	C	N1-C2-O2	6.58	122.85	118.90
35	BB	29	C	C5'-C4'-C3'	6.58	126.53	116.00
35	BB	417	A	C5-C6-N6	-6.58	118.43	123.70
35	BB	498	G	C4-N9-C1'	-6.58	117.94	126.50
35	BB	1442	C	P-O3'-C3'	-6.58	111.80	119.70
35	BB	1448	U	N1-C2-N3	6.58	118.85	114.90
37	BD	73	U	C2-N3-C4	-6.58	123.05	127.00
38	BE	27	A	N9-C1'-C2'	-6.58	104.76	112.00
85	AA	701	C	C5'-C4'-C3'	6.58	126.53	116.00

Continued on next page...

Continued from previous page...

Mol	Chain	Res	Type	Atoms	Z	Observed(°)	Ideal(°)
85	AA	1167	G	C8-N9-C4	-6.58	103.77	106.40
85	AA	1259	U	O4'-C4'-C3'	-6.58	97.42	104.00
85	AA	1406	U	P-O3'-C3'	6.58	127.60	119.70
85	AA	1938	G	C4-N9-C1'	-6.58	117.94	126.50
21	AM	84	PHE	CB-CG-CD2	-6.58	116.19	120.80
23	AP	82	ARG	NE-CZ-NH1	6.58	123.59	120.30
34	BA	130	U	O5'-C5'-C4'	-6.58	99.19	111.70
34	BA	817	U	P-O3'-C3'	-6.58	111.80	119.70
34	BA	1072	U	C3'-C2'-C1'	-6.58	96.24	101.50
34	BA	1406	U	O4'-C1'-N1	6.58	113.47	108.20
35	BB	598	C	C1'-O4'-C4'	-6.58	104.64	109.90
35	BB	893	U	P-O3'-C3'	6.58	127.60	119.70
38	BE	198	A	C5-C6-N1	6.58	120.99	117.70
85	AA	400	G	C8-N9-C1'	6.58	135.56	127.00
85	AA	483	G	C8-N9-C1'	-6.58	118.44	127.00
85	AA	720	A	C3'-C2'-C1'	-6.58	96.23	101.50
85	AA	1270	C	C5-C6-N1	-6.58	117.71	121.00
85	AA	1787	G	C8-N9-C1'	6.58	135.56	127.00
34	BA	1705	C	P-O3'-C3'	6.58	127.60	119.70
35	BB	400	C	O4'-C1'-N1	6.58	113.46	108.20
35	BB	1425	A	C4-N9-C1'	-6.58	114.46	126.30
37	BD	19	C	C1'-O4'-C4'	-6.58	104.64	109.90
40	BG	17	A	N1-C6-N6	6.58	122.55	118.60
52	BS	42	ARG	NE-CZ-NH2	-6.58	117.01	120.30
52	BS	119	ARG	NE-CZ-NH1	6.58	123.59	120.30
85	AA	1162	A	O4'-C1'-C2'	6.58	113.52	107.60
85	AA	1283	C	N3-C2-O2	-6.58	117.29	121.90
22	AO	60	ARG	NE-CZ-NH2	-6.58	117.01	120.30
27	AT	117	ARG	N-CA-CB	6.58	122.44	110.60
34	BA	522	C	N1-C1'-C2'	-6.58	104.76	112.00
34	BA	1227	U	C2-N3-C4	-6.58	123.05	127.00
34	BA	1656	A	C4-C5-C6	-6.58	113.71	117.00
35	BB	104	G	O4'-C1'-N9	6.58	113.46	108.20
35	BB	481	A	C1'-O4'-C4'	-6.58	104.64	109.90
35	BB	794	G	N1-C6-O6	-6.58	115.95	119.90
35	BB	1098	G	C8-N9-C4	6.58	109.03	106.40
35	BB	1488	G	N3-C2-N2	6.58	124.50	119.90
36	BC	14	G	P-O3'-C3'	-6.58	111.81	119.70
36	BC	136	G	C8-N9-C1'	6.58	135.55	127.00
40	BG	4	A	N9-C4-C5	6.58	108.43	105.80
44	BK	157	MET	CG-SD-CE	6.58	110.72	100.20
85	AA	164	G	C1'-O4'-C4'	-6.58	104.64	109.90

Continued on next page...

Continued from previous page...

Mol	Chain	Res	Type	Atoms	Z	Observed(°)	Ideal(°)
85	AA	411	U	C2-N1-C1'	-6.58	109.81	117.70
85	AA	1202	G	N3-C2-N2	6.58	124.50	119.90
85	AA	1676	G	C6-N1-C2	-6.58	121.15	125.10
85	AA	1725	G	P-O3'-C3'	6.58	127.59	119.70
85	AA	2218	G	C8-N9-C4	6.58	109.03	106.40
34	BA	252	A	C4'-C3'-C2'	-6.58	96.02	102.60
35	BB	1337	C	N3-C2-O2	-6.58	117.30	121.90
36	BC	69	U	C4'-C3'-C2'	6.58	109.18	102.60
38	BE	155	C	O4'-C1'-C2'	-6.58	99.22	105.80
85	AA	1520	A	C4'-C3'-C2'	-6.58	96.02	102.60
2	A1	27	ARG	NE-CZ-NH1	6.58	123.59	120.30
34	BA	344	G	C5-C6-O6	-6.58	124.66	128.60
34	BA	668	G	C5-C6-O6	-6.58	124.66	128.60
34	BA	690	G	C5-C6-N1	6.58	114.79	111.50
34	BA	1073	G	N9-C1'-C2'	-6.58	104.77	112.00
34	BA	1724	G	C5-C6-O6	6.58	132.55	128.60
35	BB	661	G	P-O3'-C3'	-6.58	111.81	119.70
35	BB	709	G	P-O3'-C3'	6.58	127.59	119.70
35	BB	1129	C	C6-N1-C2	-6.58	117.67	120.30
35	BB	1371	G	C5'-C4'-C3'	-6.58	105.48	116.00
83	Bx	111	ALA	N-CA-CB	-6.58	100.89	110.10
85	AA	2050	C	O4'-C1'-C2'	-6.58	99.22	105.80
34	BA	1176	C	N3-C4-N4	-6.57	113.40	118.00
34	BA	1331	G	C5-C6-O6	-6.57	124.66	128.60
34	BA	1585	A	C2'-C3'-O3'	6.57	124.22	113.70
34	BA	1593	U	N1-C2-N3	6.57	118.84	114.90
35	BB	582	G	P-O3'-C3'	-6.57	111.81	119.70
35	BB	1100	C	O4'-C1'-N1	6.57	113.46	108.20
35	BB	1460	G	P-O3'-C3'	6.57	127.59	119.70
38	BE	100	U	O3'-P-O5'	6.57	116.49	104.00
40	BG	137	G	P-O3'-C3'	-6.57	111.81	119.70
65	Bf	111	VAL	CB-CA-C	-6.57	98.91	111.40
85	AA	1574	C	C4'-C3'-C2'	-6.57	96.03	102.60
85	AA	1649	U	C6-N1-C1'	6.57	130.40	121.20
85	AA	1903	G	C5'-C4'-C3'	-6.57	105.48	116.00
85	AA	2065	U	O4'-C1'-N1	6.57	113.46	108.20
85	AA	2093	U	O4'-C1'-N1	6.57	113.46	108.20
24	AQ	84	ARG	NE-CZ-NH1	6.57	123.59	120.30
34	BA	683	C	C6-N1-C1'	-6.57	112.91	120.80
39	BF	40	U	C2'-C3'-O3'	6.57	124.22	113.70
44	BK	119	TYR	C-N-CA	6.57	136.10	122.30
62	Bc	66	SER	N-CA-C	-6.57	93.26	111.00

Continued on next page...

Continued from previous page...

Mol	Chain	Res	Type	Atoms	Z	Observed(°)	Ideal(°)
34	BA	26	C	O4'-C1'-N1	6.57	113.46	108.20
34	BA	421	G	N1-C6-O6	-6.57	115.96	119.90
34	BA	1500	G	P-O3'-C3'	-6.57	111.81	119.70
35	BB	23	U	O3'-P-O5'	6.57	116.48	104.00
35	BB	808	U	C5'-C4'-C3'	6.57	126.51	116.00
35	BB	1001	G	C1'-O4'-C4'	-6.57	104.64	109.90
35	BB	1236	A	C5-C6-N6	-6.57	118.44	123.70
35	BB	1288	G	C5-C6-O6	-6.57	124.66	128.60
37	BD	41	G	C8-N9-C1'	6.57	135.54	127.00
38	BE	172	U	N1-C2-N3	-6.57	110.96	114.90
85	AA	1007	G	O4'-C1'-N9	6.57	113.46	108.20
85	AA	1439	A	O4'-C1'-N9	6.57	113.46	108.20
85	AA	1462	A	OP1-P-OP2	-6.57	109.74	119.60
85	AA	1574	C	O4'-C1'-N1	6.57	113.46	108.20
85	AA	1842	C	C5'-C4'-C3'	6.57	126.51	116.00
34	BA	9	A	C3'-C2'-C1'	-6.57	96.25	101.50
34	BA	124	G	N9-C1'-C2'	-6.57	104.77	112.00
34	BA	544	U	C5'-C4'-C3'	-6.57	105.49	116.00
34	BA	1054	U	C4'-C3'-C2'	-6.57	96.03	102.60
34	BA	1476	G	C4-N9-C1'	-6.57	117.96	126.50
34	BA	1601	C	P-O5'-C5'	-6.57	110.39	120.90
40	BG	75	C	C2'-C3'-O3'	6.57	124.21	113.70
41	BH	32	U	N3-C4-C5	6.57	118.54	114.60
47	BN	114	MET	CG-SD-CE	6.57	110.71	100.20
54	BU	122	GLY	N-CA-C	-6.57	96.68	113.10
1	A0	210	ARG	NE-CZ-NH2	6.57	123.58	120.30
34	BA	12	G	O5'-C5'-C4'	-6.57	99.22	111.70
34	BA	479	U	O4'-C1'-N1	6.57	113.45	108.20
34	BA	511	U	C2-N1-C1'	6.57	125.58	117.70
35	BB	610	U	C6-N1-C2	-6.57	117.06	121.00
35	BB	710	A	C8-N9-C1'	6.57	139.52	127.70
38	BE	7	U	O3'-P-O5'	6.57	116.48	104.00
47	BN	69	ARG	CG-CD-NE	-6.57	98.01	111.80
54	BU	150	THR	CA-CB-CG2	6.57	121.59	112.40
85	AA	48	G	C5-C6-O6	6.57	132.54	128.60
85	AA	227	A	C5-C6-N6	6.57	128.95	123.70
85	AA	2071	U	C6-N1-C1'	6.57	130.39	121.20
85	AA	2238	C	C1'-O4'-C4'	-6.57	104.65	109.90
34	BA	863	G	O5'-P-OP1	-6.57	99.79	105.70
34	BA	1737	A	C5'-C4'-C3'	-6.57	105.50	116.00
35	BB	390	G	C4'-C3'-C2'	-6.57	96.03	102.60
35	BB	474	G	C4'-C3'-C2'	-6.57	96.03	102.60

Continued on next page...

Continued from previous page...

Mol	Chain	Res	Type	Atoms	Z	Observed(°)	Ideal(°)
35	BB	1022	C	N3-C2-O2	-6.57	117.30	121.90
35	BB	1251	G	P-O3'-C3'	-6.57	111.82	119.70
35	BB	1534	U	C6-N1-C1'	6.57	130.39	121.20
38	BE	117	A	C6-C5-N7	-6.57	127.70	132.30
40	BG	53	C	C1'-O4'-C4'	-6.57	104.65	109.90
41	BH	29	G	C1'-O4'-C4'	-6.57	104.65	109.90
73	Bn	49	TRP	CB-CG-CD2	-6.57	118.06	126.60
85	AA	241	U	C6-N1-C2	-6.57	117.06	121.00
85	AA	634	U	P-O3'-C3'	-6.57	111.82	119.70
85	AA	635	G	O5'-C5'-C4'	-6.57	99.23	111.70
85	AA	1469	G	N1-C2-N3	-6.57	119.96	123.90
2	A1	143	ARG	NE-CZ-NH2	-6.56	117.02	120.30
34	BA	1739	G	N1-C2-N2	6.56	122.11	116.20
35	BB	774	C	O4'-C1'-C2'	6.56	113.51	107.60
62	Bc	12	VAL	N-CA-C	6.56	128.72	111.00
5	A4	35	SER	CA-C-N	-6.56	102.76	117.20
34	BA	304	G	P-O5'-C5'	-6.56	110.40	120.90
34	BA	784	C	P-O3'-C3'	-6.56	111.83	119.70
34	BA	853	A	O4'-C1'-N9	6.56	113.45	108.20
34	BA	866	C	O5'-P-OP1	-6.56	99.79	105.70
34	BA	1265	G	N1-C6-O6	6.56	123.84	119.90
34	BA	1401	C	C3'-C2'-C1'	-6.56	96.25	101.50
34	BA	1404	A	C8-N9-C1'	6.56	139.51	127.70
34	BA	1505	G	C4-C5-N7	-6.56	108.17	110.80
34	BA	1818	A	P-O3'-C3'	-6.56	111.82	119.70
35	BB	369	A	O4'-C1'-N9	6.56	113.45	108.20
35	BB	706	G	C8-N9-C1'	6.56	135.53	127.00
35	BB	962	U	O4'-C1'-N1	6.56	113.45	108.20
35	BB	1393	C	C6-N1-C1'	-6.56	112.93	120.80
37	BD	97	U	C2'-C3'-O3'	6.56	124.20	113.70
38	BE	129	G	N1-C2-N2	-6.56	110.29	116.20
43	BJ	23	ARG	NE-CZ-NH1	6.56	123.58	120.30
85	AA	531	G	N1-C6-O6	-6.56	115.96	119.90
85	AA	1460	G	C6-N1-C2	-6.56	121.16	125.10
85	AA	1852	U	C2-N3-C4	-6.56	123.06	127.00
35	BB	843	G	C3'-C2'-C1'	-6.56	96.25	101.50
35	BB	1165	A	C4-N9-C1'	-6.56	114.49	126.30
35	BB	1186	A	C4-N9-C1'	-6.56	114.49	126.30
85	AA	1288	A	C3'-C2'-C1'	-6.56	96.25	101.50
85	AA	1862	C	C6-N1-C2	-6.56	117.68	120.30
85	AA	1864	G	C5'-C4'-O4'	6.56	116.97	109.10
85	AA	2170	G	C4-N9-C1'	-6.56	117.97	126.50

Continued on next page...

Continued from previous page...

Mol	Chain	Res	Type	Atoms	Z	Observed(°)	Ideal(°)
34	BA	557	U	P-O3'-C3'	6.56	127.57	119.70
34	BA	824	C	C1'-O4'-C4'	-6.56	104.65	109.90
34	BA	908	G	N9-C1'-C2'	-6.56	104.78	112.00
34	BA	1696	G	OP2-P-O3'	6.56	119.63	105.20
35	BB	144	G	C6-N1-C2	-6.56	121.17	125.10
35	BB	311	C	C6-N1-C2	-6.56	117.68	120.30
35	BB	335	C	O4'-C1'-N1	6.56	113.45	108.20
35	BB	1027	U	C2-N3-C4	-6.56	123.06	127.00
35	BB	1117	G	C1'-O4'-C4'	-6.56	104.65	109.90
35	BB	1263	A	N1-C6-N6	-6.56	114.66	118.60
35	BB	1486	C	C5'-C4'-C3'	-6.56	105.51	116.00
37	BD	56	G	C5-C6-O6	-6.56	124.66	128.60
85	AA	523	U	C2-N3-C4	-6.56	123.06	127.00
85	AA	550	G	O4'-C1'-N9	6.56	113.45	108.20
85	AA	1156	A	P-O3'-C3'	-6.56	111.83	119.70
85	AA	2020	C	C2'-C3'-O3'	6.56	124.19	113.70
27	AT	74	GLY	C-N-CA	6.56	138.09	121.70
34	BA	1541	G	C4-C5-C6	-6.56	114.87	118.80
35	BB	611	U	C2-N1-C1'	-6.56	109.83	117.70
35	BB	1460	G	O4'-C1'-N9	6.56	113.45	108.20
36	BC	5	U	P-O3'-C3'	-6.56	111.83	119.70
36	BC	47	C	P-O3'-C3'	6.56	127.57	119.70
85	AA	1004	G	C3'-C2'-C1'	-6.56	96.25	101.50
34	BA	333	A	C5'-C4'-O4'	6.56	116.97	109.10
34	BA	599	U	O4'-C4'-C3'	-6.56	97.44	104.00
34	BA	898	G	O4'-C1'-C2'	-6.56	99.24	105.80
34	BA	1793	G	C8-N9-C4	-6.56	103.78	106.40
35	BB	676	G	C5-C6-O6	-6.56	124.67	128.60
35	BB	836	U	P-O3'-C3'	6.56	127.57	119.70
40	BG	54	G	C8-N9-C4	6.56	109.02	106.40
85	AA	436	G	P-O3'-C3'	-6.56	111.83	119.70
85	AA	1571	A	P-O3'-C3'	-6.56	111.83	119.70
34	BA	286	C	N1-C1'-C2'	-6.55	104.79	112.00
35	BB	9	G	C5-C6-O6	-6.55	124.67	128.60
35	BB	823	G	C1'-O4'-C4'	-6.55	104.66	109.90
35	BB	1363	A	C5'-C4'-C3'	-6.55	105.51	116.00
36	BC	6	G	N1-C6-O6	6.55	123.83	119.90
39	BF	35	C	C5-C4-N4	-6.55	115.61	120.20
41	BH	77	G	OP1-P-OP2	-6.55	109.77	119.60
77	Br	262	PHE	CA-CB-CG	-6.55	98.17	113.90
85	AA	486	G	C2'-C3'-O3'	6.55	124.19	113.70
85	AA	1637	C	C5'-C4'-C3'	-6.55	105.51	116.00

Continued on next page...

Continued from previous page...

Mol	Chain	Res	Type	Atoms	Z	Observed(°)	Ideal(°)
21	AM	125	ARG	NE-CZ-NH2	-6.55	117.02	120.30
34	BA	1196	C	C5'-C4'-C3'	-6.55	105.52	116.00
34	BA	1399	A	C5'-C4'-O4'	6.55	116.96	109.10
85	AA	249	C	O4'-C1'-N1	6.55	113.44	108.20
85	AA	283	A	C2-N3-C4	-6.55	107.32	110.60
85	AA	860	C	C5-C4-N4	6.55	124.79	120.20
85	AA	1211	C	N3-C4-C5	6.55	124.52	121.90
34	BA	697	A	P-O3'-C3'	-6.55	111.84	119.70
34	BA	1342	C	O4'-C1'-N1	6.55	113.44	108.20
34	BA	1486	U	O4'-C1'-N1	6.55	113.44	108.20
34	BA	1629	A	N1-C6-N6	-6.55	114.67	118.60
35	BB	1304	U	C1'-O4'-C4'	-6.55	104.66	109.90
39	BF	42	G	C8-N9-C4	-6.55	103.78	106.40
68	Bi	119	ARG	NE-CZ-NH1	6.55	123.58	120.30
85	AA	627	A	C5'-C4'-C3'	-6.55	105.52	116.00
34	BA	407	A	C5'-C4'-C3'	-6.55	105.52	116.00
34	BA	1232	C	C5'-C4'-C3'	-6.55	105.52	116.00
34	BA	1500	G	C5-N7-C8	6.55	107.57	104.30
35	BB	517	G	C8-N9-C1'	6.55	135.51	127.00
35	BB	611	U	O5'-P-OP2	-6.55	99.81	105.70
35	BB	1152	U	C3'-C2'-C1'	-6.55	96.26	101.50
36	BC	26	U	C5'-C4'-C3'	6.55	126.48	116.00
38	BE	201	A	N9-C4-C5	-6.55	103.18	105.80
40	BG	57	A	C5'-C4'-C3'	-6.55	105.52	116.00
85	AA	708	G	C6-N1-C2	-6.55	121.17	125.10
85	AA	1124	G	C1'-O4'-C4'	-6.55	104.66	109.90
85	AA	1380	U	O4'-C1'-N1	6.55	113.44	108.20
85	AA	1483	A	N1-C2-N3	-6.55	126.03	129.30
85	AA	2002	A	N3-C4-C5	-6.55	122.22	126.80
34	BA	1350	C	O4'-C1'-N1	6.55	113.44	108.20
34	BA	1700	C	O4'-C1'-N1	6.55	113.44	108.20
35	BB	765	G	O4'-C1'-N9	6.55	113.44	108.20
79	Bt	90	HIS	CA-CB-CG	-6.55	102.47	113.60
85	AA	2119	C	C5'-C4'-O4'	-6.55	101.24	109.10
31	AX	161	THR	CA-CB-CG2	-6.55	103.23	112.40
34	BA	204	U	P-O3'-C3'	6.55	127.56	119.70
34	BA	259	C	C6-N1-C2	-6.55	117.68	120.30
34	BA	523	A	C5-C6-N6	6.55	128.94	123.70
34	BA	707	C	C2-N3-C4	-6.55	116.63	119.90
34	BA	1551	G	C5-C6-N1	6.55	114.77	111.50
34	BA	1625	C	C1'-O4'-C4'	-6.55	104.66	109.90
35	BB	765	G	C8-N9-C1'	6.55	135.51	127.00

Continued on next page...

Continued from previous page...

Mol	Chain	Res	Type	Atoms	Z	Observed(°)	Ideal(°)
39	BF	45	G	C5-C6-O6	-6.55	124.67	128.60
40	BG	30	C	C2-N1-C1'	-6.55	111.60	118.80
40	BG	90	G	N1-C6-O6	-6.55	115.97	119.90
70	Bk	59	MET	N-CA-CB	-6.55	98.82	110.60
85	AA	1226	A	N9-C1'-C2'	-6.55	104.80	112.00
85	AA	2020	C	C6-N1-C1'	-6.55	112.94	120.80
85	AA	2163	G	C3'-C2'-C1'	-6.55	96.26	101.50
4	A3	2	LYS	N-CA-CB	-6.54	98.82	110.60
34	BA	42	A	C8-N9-C1'	6.54	139.48	127.70
34	BA	734	G	C5-C6-N1	6.54	114.77	111.50
35	BB	28	G	C5-C6-O6	-6.54	124.67	128.60
35	BB	404	A	C5-N7-C8	-6.54	100.63	103.90
35	BB	898	U	P-O5'-C5'	6.54	131.37	120.90
38	BE	146	U	C6-N1-C1'	6.54	130.36	121.20
85	AA	260	A	C8-N9-C4	6.54	108.42	105.80
85	AA	1946	C	O4'-C1'-N1	6.54	113.44	108.20
85	AA	2231	G	O4'-C1'-N9	6.54	113.44	108.20
24	AQ	89	ARG	NE-CZ-NH2	-6.54	117.03	120.30
34	BA	282	A	C2-N3-C4	6.54	113.87	110.60
34	BA	1411	C	O4'-C4'-C3'	-6.54	97.46	104.00
34	BA	1836	A	C1'-O4'-C4'	-6.54	104.67	109.90
35	BB	401	U	P-O5'-C5'	-6.54	110.43	120.90
35	BB	528	G	C5'-C4'-C3'	-6.54	105.53	116.00
35	BB	1352	C	C4'-C3'-C2'	-6.54	96.06	102.60
41	BH	15	A	O4'-C1'-N9	6.54	113.43	108.20
85	AA	57	G	O5'-C5'-C4'	-6.54	99.27	111.70
34	BA	135	G	C3'-C2'-C1'	-6.54	96.27	101.50
34	BA	765	U	C5'-C4'-C3'	6.54	126.47	116.00
34	BA	1142	C	C6-N1-C2	-6.54	117.68	120.30
35	BB	1196	A	C4-C5-C6	-6.54	113.73	117.00
36	BC	53	A	C5'-C4'-C3'	-6.54	105.53	116.00
40	BG	70	C	O4'-C1'-N1	6.54	113.43	108.20
41	BH	2	U	C4'-C3'-C2'	-6.54	96.06	102.60
41	BH	79	A	C5-C6-N6	-6.54	118.47	123.70
85	AA	1269	A	N1-C6-N6	-6.54	114.67	118.60
85	AA	1440	C	P-O5'-C5'	-6.54	110.43	120.90
85	AA	1632	G	P-O3'-C3'	6.54	127.55	119.70
34	BA	206	C	O5'-C5'-C4'	6.54	124.13	111.70
34	BA	607	C	C6-N1-C1'	-6.54	112.95	120.80
35	BB	5	A	C3'-C2'-C1'	-6.54	96.27	101.50
80	Bu	145	ARG	N-CA-C	-6.54	93.34	111.00
85	AA	1816	C	C2-N1-C1'	6.54	125.99	118.80

Continued on next page...

Continued from previous page...

Mol	Chain	Res	Type	Atoms	Z	Observed(°)	Ideal(°)
85	AA	1838	C	O4'-C1'-N1	6.54	113.43	108.20
85	AA	2039	G	C8-N9-C1'	6.54	135.50	127.00
34	BA	605	G	N1-C6-O6	-6.54	115.98	119.90
34	BA	1194	G	C5'-C4'-C3'	6.54	126.46	116.00
35	BB	508	U	C1'-O4'-C4'	-6.54	104.67	109.90
35	BB	702	G	N9-C1'-C2'	-6.54	104.81	112.00
37	BD	8	A	O5'-C5'-C4'	-6.54	99.28	111.70
81	Bv	44	ARG	NE-CZ-NH1	6.54	123.57	120.30
85	AA	121	C	O4'-C1'-N1	6.54	113.43	108.20
85	AA	213	G	C5-C6-O6	-6.54	124.68	128.60
85	AA	493	A	C8-N9-C1'	6.54	139.47	127.70
85	AA	721	C	O4'-C1'-N1	6.54	113.43	108.20
85	AA	1616	U	P-O3'-C3'	6.54	127.55	119.70
85	AA	1784	G	O4'-C1'-N9	6.54	113.43	108.20
85	AA	2172	A	C1'-O4'-C4'	-6.54	104.67	109.90
34	BA	91	C	C6-N1-C2	-6.54	117.69	120.30
34	BA	1614	G	C8-N9-C4	6.54	109.02	106.40
34	BA	1660	A	P-O5'-C5'	-6.54	110.44	120.90
35	BB	106	A	C5-C6-N6	-6.54	118.47	123.70
36	BC	44	A	C5'-C4'-C3'	-6.54	105.54	116.00
39	BF	49	C	C3'-C2'-C1'	-6.54	96.27	101.50
40	BG	6	A	C5-C6-N6	-6.54	118.47	123.70
85	AA	527	A	N9-C1'-C2'	-6.54	104.81	112.00
85	AA	1535	C	OP2-P-O3'	-6.54	90.82	105.20
4	A3	191	ARG	NE-CZ-NH1	6.54	123.57	120.30
23	AP	200	PHE	CB-CG-CD2	-6.54	116.22	120.80
34	BA	686	U	P-O5'-C5'	-6.54	110.44	120.90
34	BA	944	G	C1'-O4'-C4'	-6.54	104.67	109.90
34	BA	1545	C	C2-N1-C1'	-6.54	111.61	118.80
34	BA	1685	C	C6-N1-C1'	6.54	128.64	120.80
36	BC	137	C	C5'-C4'-C3'	-6.54	105.54	116.00
38	BE	147	G	C6-N1-C2	-6.54	121.18	125.10
77	Br	232	SER	N-CA-C	-6.54	93.35	111.00
85	AA	57	G	N1-C6-O6	-6.54	115.98	119.90
85	AA	1093	C	C6-N1-C2	-6.54	117.69	120.30
85	AA	2133	A	C1'-O4'-C4'	-6.54	104.67	109.90
34	BA	977	G	C5'-C4'-O4'	6.53	116.94	109.10
34	BA	1014	A	C5'-C4'-C3'	-6.53	105.55	116.00
34	BA	1256	A	O4'-C1'-N9	6.53	113.43	108.20
35	BB	120	C	C3'-C2'-C1'	-6.53	96.27	101.50
35	BB	815	G	P-O5'-C5'	-6.53	110.44	120.90
37	BD	69	U	N1-C2-N3	6.53	118.82	114.90

Continued on next page...

Continued from previous page...

Mol	Chain	Res	Type	Atoms	Z	Observed(°)	Ideal(°)
38	BE	48	G	O4'-C1'-N9	6.53	113.43	108.20
84	By	92	PHE	CB-CG-CD1	6.53	125.37	120.80
85	AA	38	C	C3'-C2'-C1'	-6.53	96.27	101.50
85	AA	51	A	O4'-C1'-N9	6.53	113.43	108.20
85	AA	178	U	C5'-C4'-C3'	-6.53	105.55	116.00
85	AA	1359	U	C2-N1-C1'	6.53	125.54	117.70
85	AA	1622	G	O3'-P-O5'	6.53	116.41	104.00
34	BA	25	C	P-O5'-C5'	-6.53	110.45	120.90
34	BA	181	G	C3'-C2'-C1'	-6.53	96.28	101.50
34	BA	602	G	P-O3'-C3'	-6.53	111.86	119.70
34	BA	1436	A	O3'-P-O5'	6.53	116.41	104.00
35	BB	776	U	O3'-P-O5'	-6.53	91.59	104.00
35	BB	1474	A	O4'-C1'-N9	6.53	113.43	108.20
85	AA	1366	A	C4-N9-C1'	-6.53	114.54	126.30
85	AA	1371	C	C4'-C3'-C2'	-6.53	96.07	102.60
85	AA	2007	G	N1-C6-O6	-6.53	115.98	119.90
34	BA	122	U	C5'-C4'-C3'	-6.53	105.55	116.00
34	BA	383	G	C1'-O4'-C4'	-6.53	104.67	109.90
34	BA	499	C	P-O3'-C3'	-6.53	111.86	119.70
34	BA	1234	U	C1'-O4'-C4'	-6.53	104.68	109.90
34	BA	1616	A	O3'-P-O5'	-6.53	91.59	104.00
35	BB	689	C	C6-N1-C2	-6.53	117.69	120.30
38	BE	133	C	C1'-O4'-C4'	-6.53	104.68	109.90
39	BF	22	U	O4'-C1'-N1	6.53	113.42	108.20
85	AA	7	G	C4-N9-C1'	-6.53	118.01	126.50
85	AA	416	U	O4'-C1'-N1	-6.53	102.98	108.20
85	AA	717	G	P-O3'-C3'	-6.53	111.86	119.70
85	AA	881	C	P-O3'-C3'	6.53	127.54	119.70
85	AA	1171	C	O4'-C1'-N1	6.53	113.42	108.20
85	AA	1355	U	C6-N1-C2	-6.53	117.08	121.00
85	AA	1991	C	C4-C5-C6	6.53	120.67	117.40
34	BA	1217	A	P-O3'-C3'	-6.53	111.87	119.70
35	BB	963	G	C1'-O4'-C4'	-6.53	104.68	109.90
35	BB	1152	U	C1'-O4'-C4'	-6.53	104.68	109.90
40	BG	104	A	N7-C8-N9	6.53	117.06	113.80
85	AA	1845	G	C5-C6-N1	6.53	114.77	111.50
85	AA	2149	C	P-O3'-C3'	-6.53	111.87	119.70
19	AK	118	TYR	CB-CG-CD2	-6.53	117.08	121.00
34	BA	353	U	C2-N3-C4	-6.53	123.08	127.00
34	BA	1346	U	C1'-O4'-C4'	-6.53	104.68	109.90
34	BA	1558	C	N3-C2-O2	-6.53	117.33	121.90
35	BB	851	U	C5'-C4'-O4'	6.53	116.93	109.10

Continued on next page...

Continued from previous page...

Mol	Chain	Res	Type	Atoms	Z	Observed(°)	Ideal(°)
35	BB	1333	U	C5'-C4'-C3'	-6.53	105.56	116.00
37	BD	44	U	C3'-C2'-C1'	-6.53	96.28	101.50
38	BE	61	A	C4-N9-C1'	-6.53	114.55	126.30
39	BF	35	C	C5'-C4'-C3'	-6.53	105.56	116.00
39	BF	53	G	C1'-O4'-C4'	-6.53	104.68	109.90
65	Bf	448	ARG	NE-CZ-NH2	-6.53	117.04	120.30
85	AA	64	A	C1'-O4'-C4'	-6.53	104.68	109.90
85	AA	1626	U	C5'-C4'-C3'	-6.53	105.56	116.00
85	AA	1950	G	C8-N9-C1'	6.53	135.49	127.00
34	BA	29	U	C5'-C4'-C3'	6.53	126.44	116.00
34	BA	102	G	N3-C4-C5	-6.53	125.34	128.60
34	BA	194	G	O4'-C1'-N9	6.53	113.42	108.20
34	BA	793	A	O4'-C1'-N9	6.53	113.42	108.20
34	BA	810	A	C4-N9-C1'	-6.53	114.56	126.30
35	BB	668	A	O4'-C1'-N9	6.53	113.42	108.20
38	BE	136	G	N9-C1'-C2'	6.53	122.48	114.00
40	BG	135	C	C2-N3-C4	-6.53	116.64	119.90
41	BH	96	G	O5'-P-OP1	6.53	118.53	110.70
49	BP	167	ALA	CB-CA-C	-6.53	100.31	110.10
36	BC	109	A	P-O3'-C3'	-6.52	111.87	119.70
60	Ba	115	PHE	CB-CG-CD1	6.52	125.37	120.80
66	Bg	43	LYS	CB-CA-C	-6.52	97.35	110.40
85	AA	972	G	N1-C6-O6	6.52	123.81	119.90
85	AA	1148	G	N1-C6-O6	6.52	123.81	119.90
85	AA	1578	G	C5'-C4'-O4'	6.52	116.93	109.10
86	AB	42	C	C6-N1-C2	-6.52	117.69	120.30
34	BA	268	U	O4'-C1'-C2'	6.52	113.47	107.60
34	BA	688	G	C4-N9-C1'	-6.52	118.02	126.50
34	BA	1204	U	C6-N1-C1'	6.52	130.33	121.20
34	BA	1344	G	C5'-C4'-C3'	-6.52	105.56	116.00
35	BB	585	U	C5-C6-N1	-6.52	119.44	122.70
35	BB	669	A	O4'-C1'-N9	6.52	113.42	108.20
35	BB	1265	U	P-O3'-C3'	-6.52	111.87	119.70
36	BC	11	G	N1-C2-N2	-6.52	110.33	116.20
38	BE	139	U	O5'-C5'-C4'	-6.52	99.31	111.70
41	BH	18	C	P-O3'-C3'	-6.52	111.87	119.70
85	AA	228	C	O4'-C1'-N1	6.52	113.42	108.20
85	AA	2169	C	C1'-O4'-C4'	-6.52	104.68	109.90
34	BA	880	G	P-O5'-C5'	-6.52	110.47	120.90
34	BA	1062	G	O4'-C1'-N9	6.52	113.42	108.20
35	BB	1417	C	C6-N1-C2	-6.52	117.69	120.30
35	BB	1496	C	C1'-O4'-C4'	-6.52	104.68	109.90

Continued on next page...

Continued from previous page...

Mol	Chain	Res	Type	Atoms	Z	Observed(°)	Ideal(°)
36	BC	3	C	P-O3'-C3'	-6.52	111.88	119.70
85	AA	927	A	N9-C1'-C2'	-6.52	104.83	112.00
85	AA	1006	C	O4'-C1'-N1	6.52	113.42	108.20
34	BA	60	A	N1-C6-N6	6.52	122.51	118.60
35	BB	353	G	O4'-C1'-N9	6.52	113.42	108.20
35	BB	1114	A	C4'-C3'-C2'	-6.52	96.08	102.60
35	BB	1144	A	O4'-C1'-N9	6.52	113.42	108.20
35	BB	1446	C	N3-C4-N4	-6.52	113.44	118.00
40	BG	75	C	C2-N1-C1'	-6.52	111.63	118.80
85	AA	44	C	C3'-C2'-C1'	-6.52	96.28	101.50
85	AA	300	C	O5'-C5'-C4'	-6.52	99.31	111.70
85	AA	622	G	C8-N9-C1'	6.52	135.47	127.00
85	AA	691	U	C2-N3-C4	-6.52	123.09	127.00
85	AA	1103	A	N7-C8-N9	6.52	117.06	113.80
34	BA	19	G	C3'-C2'-C1'	-6.52	96.29	101.50
34	BA	383	G	C6-N1-C2	-6.52	121.19	125.10
34	BA	424	U	C2-N3-C4	-6.52	123.09	127.00
34	BA	961	C	N1-C2-O2	6.52	122.81	118.90
34	BA	1722	U	C3'-C2'-C1'	-6.52	96.29	101.50
35	BB	322	G	C8-N9-C1'	-6.52	118.53	127.00
35	BB	916	U	P-O3'-C3'	-6.52	111.88	119.70
35	BB	1255	U	O4'-C1'-N1	6.52	113.41	108.20
35	BB	1452	U	C4-C5-C6	-6.52	115.79	119.70
38	BE	16	C	C5-C4-N4	-6.52	115.64	120.20
59	BZ	43	ARG	NE-CZ-NH1	6.52	123.56	120.30
67	Bh	74	PHE	N-CA-CB	6.52	122.33	110.60
85	AA	750	A	C8-N9-C4	6.52	108.41	105.80
85	AA	886	A	O4'-C4'-C3'	-6.52	97.48	104.00
85	AA	1182	A	O4'-C1'-N9	6.52	113.41	108.20
85	AA	1471	G	N3-C2-N2	6.52	124.46	119.90
85	AA	1832	G	P-O3'-C3'	-6.52	111.88	119.70
35	BB	1492	C	C5'-C4'-C3'	-6.52	105.58	116.00
41	BH	4	U	C2-N1-C1'	-6.52	109.88	117.70
85	AA	1097	G	C4-N9-C1'	-6.52	118.03	126.50
86	AB	13	C	O4'-C1'-N1	6.52	113.41	108.20
34	BA	1597	G	N7-C8-N9	-6.51	109.84	113.10
35	BB	277	C	O4'-C1'-N1	6.51	113.41	108.20
35	BB	507	G	C5'-C4'-C3'	6.51	126.42	116.00
35	BB	818	U	C3'-C2'-C1'	-6.51	96.29	101.50
35	BB	1414	A	O4'-C1'-N9	6.51	113.41	108.20
64	Be	69	TYR	CB-CG-CD1	6.51	124.91	121.00
85	AA	1284	A	C1'-O4'-C4'	-6.51	104.69	109.90

Continued on next page...

Continued from previous page...

Mol	Chain	Res	Type	Atoms	Z	Observed(°)	Ideal(°)
85	AA	1687	U	C2-N1-C1'	-6.51	109.88	117.70
35	BB	1058	U	P-O3'-C3'	-6.51	111.89	119.70
36	BC	20	C	O4'-C1'-N1	6.51	113.41	108.20
68	Bi	103	ALA	N-CA-C	6.51	128.59	111.00
70	Bk	67	ARG	CD-NE-CZ	-6.51	114.48	123.60
85	AA	246	C	N3-C2-O2	-6.51	117.34	121.90
85	AA	560	C	O4'-C1'-N1	6.51	113.41	108.20
85	AA	1004	G	O4'-C1'-N9	6.51	113.41	108.20
85	AA	1490	A	N9-C4-C5	-6.51	103.19	105.80
85	AA	2095	U	C2-N1-C1'	-6.51	109.89	117.70
34	BA	12	G	O4'-C1'-N9	6.51	113.41	108.20
34	BA	1017	C	P-O5'-C5'	6.51	131.32	120.90
34	BA	1034	U	C3'-C2'-C1'	-6.51	96.29	101.50
34	BA	1196	C	C6-N1-C2	-6.51	117.70	120.30
34	BA	1408	C	C1'-O4'-C4'	-6.51	104.69	109.90
34	BA	1792	U	C5'-C4'-O4'	-6.51	101.28	109.10
35	BB	165	C	O4'-C1'-N1	6.51	113.41	108.20
79	Bt	32	LYS	C-N-CA	6.51	137.98	121.70
85	AA	267	U	C6-N1-C1'	6.51	130.32	121.20
85	AA	413	G	N3-C2-N2	6.51	124.46	119.90
85	AA	1009	G	C4-N9-C1'	-6.51	118.04	126.50
85	AA	1091	C	C5-C6-N1	6.51	124.26	121.00
85	AA	1538	C	C6-N1-C1'	6.51	128.62	120.80
85	AA	1885	A	O4'-C1'-C2'	6.51	113.46	107.60
85	AA	2150	G	C6-C5-N7	-6.51	126.49	130.40
86	AB	8	U	O4'-C1'-N1	6.51	113.41	108.20
34	BA	245	U	N3-C2-O2	-6.51	117.64	122.20
34	BA	646	C	O4'-C1'-N1	6.51	113.41	108.20
34	BA	1222	C	C5-C4-N4	-6.51	115.64	120.20
34	BA	1739	G	N3-C2-N2	-6.51	115.34	119.90
35	BB	705	C	O4'-C1'-N1	6.51	113.41	108.20
35	BB	1053	G	C6-C5-N7	-6.51	126.49	130.40
35	BB	1509	G	O4'-C1'-N9	6.51	113.41	108.20
40	BG	105	A	O5'-C5'-C4'	-6.51	99.33	111.70
40	BG	108	G	N1-C6-O6	-6.51	115.99	119.90
57	BX	87	TYR	N-CA-CB	6.51	122.32	110.60
64	Be	147	ARG	NE-CZ-NH1	6.51	123.56	120.30
85	AA	471	U	C2'-C3'-O3'	6.51	124.11	113.70
85	AA	548	G	O4'-C1'-N9	6.51	113.41	108.20
85	AA	574	U	C3'-C2'-C1'	-6.51	96.29	101.50
85	AA	1466	U	N1-C2-N3	-6.51	111.00	114.90
85	AA	1695	G	C6-N1-C2	-6.51	121.19	125.10

Continued on next page...

Continued from previous page...

Mol	Chain	Res	Type	Atoms	Z	Observed(°)	Ideal(°)
85	AA	2211	G	C1'-O4'-C4'	-6.51	104.69	109.90
34	BA	180	G	N3-C4-C5	-6.51	125.35	128.60
34	BA	280	A	C5'-C4'-O4'	6.51	116.91	109.10
35	BB	737	C	O4'-C1'-N1	6.51	113.41	108.20
38	BE	66	A	C5-C6-N6	-6.51	118.49	123.70
40	BG	44	G	C1'-O4'-C4'	-6.51	104.69	109.90
51	BR	140	MET	CG-SD-CE	6.51	110.61	100.20
34	BA	34	U	N1-C2-N3	6.51	118.80	114.90
34	BA	593	G	O3'-P-O5'	-6.51	91.64	104.00
34	BA	1334	G	C1'-O4'-C4'	-6.51	104.69	109.90
35	BB	711	C	N3-C2-O2	-6.51	117.35	121.90
35	BB	958	C	C5'-C4'-O4'	-6.51	101.29	109.10
39	BF	10	A	O4'-C1'-N9	6.51	113.41	108.20
47	BN	121	LEU	N-CA-CB	-6.51	97.39	110.40
85	AA	147	G	C1'-O4'-C4'	-6.51	104.69	109.90
85	AA	1407	C	O4'-C1'-N1	6.51	113.41	108.20
85	AA	1858	G	C1'-O4'-C4'	-6.51	104.69	109.90
85	AA	1913	G	P-O5'-C5'	6.51	131.31	120.90
34	BA	297	A	O4'-C1'-N9	-6.50	103.00	108.20
34	BA	857	C	OP1-P-O3'	6.50	119.51	105.20
35	BB	129	U	O4'-C1'-N1	6.50	113.40	108.20
35	BB	1202	G	O3'-P-O5'	-6.50	91.64	104.00
40	BG	101	G	P-O3'-C3'	-6.50	111.89	119.70
85	AA	628	C	P-O3'-C3'	6.50	127.51	119.70
85	AA	1147	A	C8-N9-C4	-6.50	103.20	105.80
85	AA	1454	U	C6-N1-C2	-6.50	117.10	121.00
85	AA	1721	A	C1'-O4'-C4'	-6.50	104.70	109.90
35	BB	793	A	C5'-C4'-O4'	6.50	116.90	109.10
35	BB	1023	G	C4'-C3'-C2'	-6.50	96.10	102.60
35	BB	1458	U	C4-C5-C6	-6.50	115.80	119.70
62	Bc	45	PHE	CB-CG-CD2	-6.50	116.25	120.80
85	AA	896	C	C4'-C3'-C2'	6.50	109.10	102.60
85	AA	982	G	C4-C5-C6	-6.50	114.90	118.80
85	AA	1355	U	OP1-P-O3'	6.50	119.51	105.20
85	AA	2192	A	N1-C6-N6	-6.50	114.70	118.60
35	BB	879	G	C1'-O4'-C4'	6.50	115.10	109.90
35	BB	959	C	O4'-C1'-N1	6.50	113.40	108.20
35	BB	1102	U	C5-C6-N1	-6.50	119.45	122.70
38	BE	18	U	N1-C2-O2	6.50	127.35	122.80
40	BG	30	C	N3-C2-O2	-6.50	117.35	121.90
47	BN	198	ARG	NE-CZ-NH1	6.50	123.55	120.30
85	AA	692	U	O5'-P-OP2	-6.50	99.85	105.70

Continued on next page...

Continued from previous page...

Mol	Chain	Res	Type	Atoms	Z	Observed(°)	Ideal(°)
85	AA	1044	G	P-O5'-C5'	6.50	131.30	120.90
85	AA	1077	U	O4'-C1'-N1	6.50	113.40	108.20
85	AA	1109	G	O4'-C4'-C3'	-6.50	97.50	104.00
85	AA	1148	G	P-O3'-C3'	-6.50	111.90	119.70
85	AA	1293	U	P-O3'-C3'	-6.50	111.90	119.70
85	AA	1503	G	C5-C6-O6	-6.50	124.70	128.60
8	A7	13	ARG	NE-CZ-NH1	6.50	123.55	120.30
34	BA	616	G	O5'-P-OP1	6.50	118.50	110.70
34	BA	1215	U	C5-C6-N1	-6.50	119.45	122.70
35	BB	599	U	N1-C2-N3	6.50	118.80	114.90
35	BB	1259	A	C8-N9-C4	6.50	108.40	105.80
85	AA	3	U	C6-N1-C1'	-6.50	112.10	121.20
85	AA	229	U	C5'-C4'-C3'	-6.50	105.60	116.00
85	AA	1920	A	O4'-C1'-N9	6.50	113.40	108.20
34	BA	452	A	C5-C6-N6	-6.50	118.50	123.70
34	BA	1438	C	P-O3'-C3'	-6.50	111.90	119.70
38	BE	112	G	C4'-C3'-O3'	6.50	126.00	113.00
71	Bl	138	ARG	NE-CZ-NH2	-6.50	117.05	120.30
85	AA	371	C	O4'-C1'-N1	6.50	113.40	108.20
85	AA	619	A	P-O5'-C5'	6.50	131.30	120.90
85	AA	932	A	P-O5'-C5'	6.50	131.30	120.90
85	AA	1149	A	C1'-O4'-C4'	-6.50	104.70	109.90
34	BA	181	G	C6-N1-C2	-6.50	121.20	125.10
34	BA	496	G	C8-N9-C1'	6.50	135.45	127.00
34	BA	841	G	O4'-C1'-N9	6.50	113.40	108.20
34	BA	1497	A	C2-N3-C4	-6.50	107.35	110.60
35	BB	767	A	C4'-C3'-C2'	-6.50	96.10	102.60
35	BB	1052	G	O4'-C1'-C2'	6.50	113.45	107.60
35	BB	1069	C	P-O3'-C3'	-6.50	111.90	119.70
38	BE	27	A	P-O3'-C3'	-6.50	111.90	119.70
38	BE	149	A	N1-C6-N6	6.50	122.50	118.60
38	BE	199	A	C5-C6-N1	6.50	120.95	117.70
41	BH	72	G	C8-N9-C1'	6.50	135.44	127.00
65	Bf	157	TRP	N-CA-C	6.50	128.54	111.00
83	Bx	115	ARG	NE-CZ-NH1	6.50	123.55	120.30
85	AA	127	U	C4'-C3'-C2'	-6.50	96.10	102.60
85	AA	446	C	O4'-C1'-N1	6.50	113.40	108.20
85	AA	1816	C	C2-N3-C4	-6.50	116.65	119.90
35	BB	503	G	N9-C1'-C2'	-6.50	104.86	112.00
35	BB	843	G	C1'-O4'-C4'	-6.50	104.70	109.90
35	BB	1183	U	O4'-C1'-N1	6.50	113.40	108.20
37	BD	55	A	C3'-C2'-C1'	-6.50	96.30	101.50

Continued on next page...

Continued from previous page...

Mol	Chain	Res	Type	Atoms	Z	Observed(°)	Ideal(°)
38	BE	66	A	O4'-C1'-N9	6.50	113.40	108.20
40	BG	153	C	C2-N1-C1'	-6.50	111.66	118.80
56	BW	96	TYR	CB-CG-CD2	-6.50	117.10	121.00
85	AA	1496	U	N3-C4-C5	6.50	118.50	114.60
34	BA	251	U	P-O5'-C5'	6.49	131.29	120.90
34	BA	736	G	C5-N7-C8	-6.49	101.05	104.30
34	BA	841	G	C8-N9-C1'	6.49	135.44	127.00
34	BA	861	C	P-O5'-C5'	-6.49	110.51	120.90
34	BA	1732	A	C5'-C4'-C3'	-6.49	105.61	116.00
34	BA	1732	A	C5-N7-C8	6.49	107.15	103.90
35	BB	483	C	C4'-C3'-C2'	-6.49	96.11	102.60
38	BE	199	A	N9-C1'-C2'	-6.49	104.86	112.00
85	AA	341	C	P-O5'-C5'	6.49	131.29	120.90
85	AA	869	A	C6-N1-C2	-6.49	114.70	118.60
85	AA	1644	G	C6-C5-N7	-6.49	126.50	130.40
85	AA	1956	C	P-O3'-C3'	6.49	127.49	119.70
85	AA	1976	G	C5'-C4'-O4'	6.49	116.89	109.10
85	AA	2210	C	C3'-C2'-C1'	-6.49	96.31	101.50
34	BA	395	G	C5'-C4'-C3'	-6.49	105.61	116.00
34	BA	457	A	P-O3'-C3'	-6.49	111.91	119.70
35	BB	434	A	C5-C6-N6	-6.49	118.51	123.70
35	BB	840	C	C2-N3-C4	-6.49	116.65	119.90
35	BB	1410	G	N1-C6-O6	6.49	123.80	119.90
39	BF	4	A	O4'-C1'-N9	6.49	113.39	108.20
40	BG	14	G	O4'-C1'-N9	6.49	113.39	108.20
41	BH	40	C	P-O5'-C5'	6.49	131.29	120.90
85	AA	247	G	C4-N9-C1'	-6.49	118.06	126.50
85	AA	945	A	C1'-O4'-C4'	-6.49	104.71	109.90
85	AA	1181	U	O5'-P-OP1	6.49	118.49	110.70
85	AA	1271	U	C1'-O4'-C4'	6.49	115.09	109.90
34	BA	351	A	P-O3'-C3'	-6.49	111.91	119.70
34	BA	395	G	C5-C6-O6	6.49	132.50	128.60
34	BA	794	G	P-O5'-C5'	-6.49	110.51	120.90
34	BA	869	C	N3-C4-C5	6.49	124.50	121.90
34	BA	1211	G	C5'-C4'-C3'	6.49	126.39	116.00
34	BA	1775	U	O4'-C1'-N1	6.49	113.39	108.20
35	BB	3	C	C5-C4-N4	-6.49	115.66	120.20
35	BB	468	U	O5'-C5'-C4'	-6.49	99.37	111.70
35	BB	566	A	O3'-P-O5'	-6.49	91.67	104.00
35	BB	659	C	C2-N1-C1'	-6.49	111.66	118.80
35	BB	1331	U	C5'-C4'-O4'	6.49	116.89	109.10
38	BE	96	G	C4-N9-C1'	-6.49	118.06	126.50

Continued on next page...

Continued from previous page...

Mol	Chain	Res	Type	Atoms	Z	Observed(°)	Ideal(°)
85	AA	755	G	N3-C4-C5	-6.49	125.35	128.60
85	AA	1634	U	C2-N1-C1'	6.49	125.49	117.70
85	AA	2129	U	C4'-C3'-C2'	-6.49	96.11	102.60
34	BA	881	C	C2'-C3'-O3'	6.49	124.08	113.70
34	BA	1511	C	O4'-C1'-C2'	6.49	113.44	107.60
34	BA	1834	A	O4'-C1'-N9	6.49	113.39	108.20
35	BB	650	A	C5'-C4'-O4'	6.49	116.89	109.10
35	BB	1137	G	O4'-C1'-N9	6.49	113.39	108.20
35	BB	1455	A	N7-C8-N9	6.49	117.05	113.80
36	BC	41	A	N1-C6-N6	6.49	122.49	118.60
62	Bc	133	LYS	N-CA-CB	6.49	122.28	110.60
85	AA	238	C	C6-N1-C1'	-6.49	113.01	120.80
85	AA	611	G	C4-N9-C1'	-6.49	118.07	126.50
85	AA	1982	C	OP1-P-OP2	-6.49	109.87	119.60
35	BB	997	G	O4'-C1'-N9	6.49	113.39	108.20
38	BE	70	C	C5-C4-N4	6.49	124.74	120.20
85	AA	107	A	N9-C1'-C2'	-6.49	104.86	112.00
85	AA	575	G	C2'-C3'-O3'	6.49	124.08	113.70
85	AA	1979	A	C4'-C3'-C2'	-6.49	96.11	102.60
85	AA	2027	U	O4'-C1'-N1	6.49	113.39	108.20
25	AR	26	ASN	CA-CB-CG	-6.49	99.13	113.40
34	BA	321	G	C4'-C3'-C2'	-6.49	96.11	102.60
34	BA	1382	G	P-O3'-C3'	-6.49	111.92	119.70
34	BA	1600	G	C4'-C3'-C2'	-6.49	96.11	102.60
34	BA	1654	G	C1'-O4'-C4'	-6.49	104.71	109.90
34	BA	1752	A	C8-N9-C1'	6.49	139.37	127.70
35	BB	1492	C	C4'-C3'-C2'	-6.49	96.11	102.60
37	BD	42	A	P-O3'-C3'	-6.49	111.92	119.70
40	BG	116	G	N9-C1'-C2'	-6.49	104.86	112.00
41	BH	129	G	O4'-C1'-C2'	6.49	113.44	107.60
84	By	169	ASP	N-CA-C	6.49	128.51	111.00
85	AA	249	C	N3-C2-O2	-6.49	117.36	121.90
85	AA	488	G	C5-C6-O6	-6.49	124.71	128.60
85	AA	1047	G	O4'-C1'-N9	6.49	113.39	108.20
85	AA	1831	U	C4'-C3'-C2'	-6.49	96.11	102.60
86	AB	18	G	O4'-C1'-N9	6.49	113.39	108.20
34	BA	608	G	C5-C6-O6	-6.48	124.71	128.60
34	BA	1320	A	P-O3'-C3'	-6.48	111.92	119.70
35	BB	981	A	C8-N9-C1'	-6.48	116.03	127.70
34	BA	33	C	C3'-C2'-C1'	-6.48	96.31	101.50
34	BA	696	A	C8-N9-C4	6.48	108.39	105.80
34	BA	868	C	N3-C4-N4	-6.48	113.46	118.00

Continued on next page...

Continued from previous page...

Mol	Chain	Res	Type	Atoms	Z	Observed(°)	Ideal(°)
34	BA	1658	G	C1'-O4'-C4'	-6.48	104.71	109.90
35	BB	457	U	C1'-O4'-C4'	-6.48	104.71	109.90
35	BB	769	C	O4'-C1'-N1	6.48	113.39	108.20
35	BB	1442	C	C6-N1-C2	-6.48	117.71	120.30
37	BD	79	G	C5-C6-N1	6.48	114.74	111.50
37	BD	81	C	O4'-C1'-N1	6.48	113.39	108.20
41	BH	12	U	C2-N3-C4	-6.48	123.11	127.00
68	Bi	129	ARG	CG-CD-NE	-6.48	98.19	111.80
85	AA	676	U	C2-N3-C4	-6.48	123.11	127.00
85	AA	791	C	C6-N1-C2	-6.48	117.71	120.30
85	AA	929	G	C6-N1-C2	-6.48	121.21	125.10
85	AA	964	C	O4'-C1'-N1	6.48	113.39	108.20
85	AA	1608	U	O4'-C1'-N1	6.48	113.39	108.20
85	AA	1687	U	N1-C2-O2	6.48	127.34	122.80
34	BA	711	C	C6-N1-C2	-6.48	117.71	120.30
34	BA	824	C	O4'-C1'-N1	6.48	113.38	108.20
34	BA	829	U	P-O3'-C3'	-6.48	111.92	119.70
35	BB	1383	C	O4'-C1'-N1	6.48	113.39	108.20
55	BV	60	ARG	C-N-CA	6.48	137.90	121.70
85	AA	642	G	C8-N9-C1'	6.48	135.42	127.00
85	AA	1955	U	C3'-C2'-C1'	-6.48	96.32	101.50
85	AA	2183	U	C2-N3-C4	-6.48	123.11	127.00
34	BA	737	U	O4'-C1'-N1	6.48	113.38	108.20
34	BA	997	U	N1-C2-O2	6.48	127.33	122.80
34	BA	1212	A	N1-C6-N6	-6.48	114.71	118.60
40	BG	103	C	C3'-C2'-C1'	-6.48	96.32	101.50
85	AA	159	G	C8-N9-C4	6.48	108.99	106.40
34	BA	573	U	N1-C2-N3	6.48	118.79	114.90
34	BA	1305	A	C8-N9-C1'	-6.48	116.04	127.70
34	BA	1379	G	N1-C6-O6	6.48	123.79	119.90
35	BB	1255	U	C5'-C4'-C3'	-6.48	105.64	116.00
35	BB	1548	C	C4'-C3'-C2'	-6.48	96.12	102.60
36	BC	162	C	P-O3'-C3'	6.48	127.47	119.70
39	BF	50	C	C4'-C3'-C2'	6.48	109.08	102.60
40	BG	62	C	P-O3'-C3'	6.48	127.47	119.70
85	AA	571	G	C4-N9-C1'	-6.48	118.08	126.50
85	AA	578	U	C4'-C3'-C2'	-6.48	96.12	102.60
85	AA	579	U	C2-N1-C1'	-6.48	109.93	117.70
85	AA	1301	C	C2-N1-C1'	-6.48	111.67	118.80
85	AA	2148	C	P-O3'-C3'	-6.48	111.93	119.70
85	AA	2196	G	N9-C1'-C2'	-6.48	104.88	112.00
34	BA	24	C	C1'-O4'-C4'	-6.48	104.72	109.90

Continued on next page...

Continued from previous page...

Mol	Chain	Res	Type	Atoms	Z	Observed(°)	Ideal(°)
35	BB	155	G	O4'-C1'-N9	6.48	113.38	108.20
35	BB	502	C	C6-N1-C1'	6.48	128.57	120.80
35	BB	1025	A	C8-N9-C4	-6.48	103.21	105.80
37	BD	86	A	C5'-C4'-O4'	-6.48	101.33	109.10
82	Bw	91	TYR	CB-CG-CD1	-6.48	117.11	121.00
85	AA	890	U	C6-N1-C2	-6.48	117.11	121.00
85	AA	1797	U	C5-C4-O4	-6.48	122.01	125.90
85	AA	1869	U	O4'-C1'-N1	6.48	113.38	108.20
27	AT	43	ALA	N-CA-CB	-6.47	101.03	110.10
34	BA	843	G	N3-C4-N9	6.47	129.88	126.00
34	BA	1721	U	O3'-P-O5'	-6.47	91.70	104.00
35	BB	40	C	C6-N1-C1'	6.47	128.57	120.80
35	BB	454	U	C1'-O4'-C4'	-6.47	104.72	109.90
35	BB	1152	U	P-O5'-C5'	-6.47	110.54	120.90
35	BB	1210	U	C1'-O4'-C4'	-6.47	104.72	109.90
36	BC	97	U	C3'-C2'-C1'	-6.47	96.32	101.50
40	BG	41	U	C1'-O4'-C4'	-6.47	104.72	109.90
50	BQ	79	PHE	CA-CB-CG	-6.47	98.36	113.90
85	AA	661	C	P-O5'-C5'	6.47	131.26	120.90
85	AA	1280	U	C4-C5-C6	-6.47	115.81	119.70
85	AA	1798	U	P-O3'-C3'	-6.47	111.93	119.70
86	AB	8	U	O5'-C5'-C4'	6.47	124.00	111.70
34	BA	514	U	C2-N3-C4	-6.47	123.12	127.00
34	BA	590	U	C6-N1-C2	-6.47	117.12	121.00
34	BA	618	G	N9-C4-C5	6.47	107.99	105.40
34	BA	972	C	O4'-C1'-N1	6.47	113.38	108.20
34	BA	1110	A	C5-C6-N1	6.47	120.94	117.70
34	BA	1314	A	C5'-C4'-C3'	-6.47	105.64	116.00
34	BA	1439	C	N3-C2-O2	-6.47	117.37	121.90
35	BB	73	G	C5-C6-O6	-6.47	124.72	128.60
35	BB	807	U	O3'-P-O5'	6.47	116.30	104.00
36	BC	74	U	P-O3'-C3'	-6.47	111.93	119.70
37	BD	115	A	C4'-C3'-C2'	-6.47	96.13	102.60
38	BE	100	U	N1-C2-N3	6.47	118.78	114.90
39	BF	47	C	C3'-C2'-C1'	-6.47	96.32	101.50
41	BH	46	C	C6-N1-C2	-6.47	117.71	120.30
57	BX	87	TYR	N-CA-C	-6.47	93.53	111.00
85	AA	638	G	P-O3'-C3'	-6.47	111.93	119.70
85	AA	929	G	C5-C6-N1	6.47	114.74	111.50
85	AA	1173	A	C5-C6-N6	-6.47	118.52	123.70
85	AA	1243	G	P-O3'-C3'	-6.47	111.93	119.70
85	AA	1280	U	C1'-O4'-C4'	-6.47	104.72	109.90

Continued on next page...

Continued from previous page...

Mol	Chain	Res	Type	Atoms	Z	Observed(°)	Ideal(°)
85	AA	1502	A	P-O5'-C5'	6.47	131.26	120.90
85	AA	2199	G	C1'-O4'-C4'	-6.47	104.72	109.90
31	AX	166	PHE	CB-CG-CD1	-6.47	116.27	120.80
34	BA	271	C	O4'-C1'-N1	6.47	113.38	108.20
34	BA	404	C	O4'-C1'-N1	6.47	113.38	108.20
34	BA	1425	G	C1'-O4'-C4'	-6.47	104.72	109.90
85	AA	283	A	P-O3'-C3'	6.47	127.47	119.70
85	AA	972	G	C4'-C3'-C2'	6.47	109.07	102.60
85	AA	1177	G	O4'-C1'-N9	6.47	113.38	108.20
85	AA	1785	U	P-O5'-C5'	6.47	131.25	120.90
34	BA	28	C	O4'-C1'-N1	6.47	113.38	108.20
34	BA	147	U	C5-C6-N1	-6.47	119.47	122.70
34	BA	663	U	C2-N3-C4	-6.47	123.12	127.00
34	BA	1238	C	C3'-C2'-C1'	-6.47	96.32	101.50
34	BA	1527	G	N9-C1'-C2'	-6.47	104.88	112.00
34	BA	1579	G	C4-N9-C1'	6.47	134.91	126.50
35	BB	883	G	C1'-O4'-C4'	-6.47	104.72	109.90
35	BB	1384	A	O4'-C1'-N9	6.47	113.38	108.20
38	BE	195	G	C1'-O4'-C4'	-6.47	104.72	109.90
39	BF	16	C	O5'-C5'-C4'	6.47	123.99	111.70
41	BH	130	G	C5'-C4'-C3'	-6.47	105.65	116.00
85	AA	260	A	O4'-C1'-N9	6.47	113.38	108.20
85	AA	1157	U	C5'-C4'-C3'	-6.47	105.65	116.00
85	AA	1191	G	P-O5'-C5'	6.47	131.25	120.90
34	BA	784	C	N1-C1'-C2'	-6.47	104.89	112.00
35	BB	322	G	C4-N9-C1'	6.47	134.91	126.50
35	BB	1202	G	O4'-C4'-C3'	-6.47	97.53	104.00
36	BC	37	U	C2-N1-C1'	6.47	125.46	117.70
40	BG	97	G	C5-C6-O6	-6.47	124.72	128.60
62	Bc	124	CYS	N-CA-CB	6.47	122.24	110.60
85	AA	508	C	O4'-C4'-C3'	-6.47	97.53	104.00
85	AA	1435	C	C3'-C2'-C1'	-6.47	96.33	101.50
34	BA	168	U	N1-C2-N3	6.47	118.78	114.90
34	BA	431	A	C6-N1-C2	-6.47	114.72	118.60
34	BA	542	A	C5'-C4'-C3'	-6.47	105.65	116.00
34	BA	590	U	N3-C2-O2	-6.47	117.67	122.20
35	BB	858	U	O4'-C1'-N1	6.47	113.37	108.20
40	BG	9	G	C4-C5-C6	-6.47	114.92	118.80
48	BO	153	ARG	NE-CZ-NH1	6.47	123.53	120.30
85	AA	244	G	N9-C1'-C2'	-6.47	104.89	112.00
85	AA	541	A	C4'-C3'-C2'	-6.47	96.13	102.60
85	AA	591	A	P-O3'-C3'	-6.47	111.94	119.70

Continued on next page...

Continued from previous page...

Mol	Chain	Res	Type	Atoms	Z	Observed(°)	Ideal(°)
85	AA	688	C	C3'-C2'-C1'	-6.47	96.33	101.50
85	AA	1268	C	C1'-O4'-C4'	-6.47	104.73	109.90
22	AO	35	CYS	CA-CB-SG	-6.46	102.36	114.00
30	AW	34	MET	CG-SD-CE	-6.46	89.86	100.20
34	BA	109	A	P-O5'-C5'	-6.46	110.56	120.90
34	BA	1594	G	N9-C1'-C2'	-6.46	104.89	112.00
35	BB	279	A	O4'-C1'-N9	6.46	113.37	108.20
35	BB	1132	A	C4-C5-C6	-6.46	113.77	117.00
36	BC	104	A	C5'-C4'-C3'	-6.46	105.66	116.00
85	AA	15	U	C5'-C4'-C3'	-6.46	105.66	116.00
85	AA	817	G	C4'-C3'-C2'	6.46	109.06	102.60
85	AA	1586	C	C6-N1-C2	-6.46	117.71	120.30
85	AA	1894	G	C5'-C4'-O4'	-6.46	101.34	109.10
3	A2	14	TYR	CB-CG-CD2	-6.46	117.12	121.00
34	BA	262	A	C2-N3-C4	-6.46	107.37	110.60
34	BA	861	C	P-O3'-C3'	-6.46	111.94	119.70
37	BD	6	C	P-O5'-C5'	-6.46	110.56	120.90
39	BF	40	U	P-O3'-C3'	-6.46	111.94	119.70
85	AA	58	C	C5-C6-N1	6.46	124.23	121.00
85	AA	1231	G	C5'-C4'-C3'	6.46	126.34	116.00
34	BA	301	U	O4'-C4'-C3'	-6.46	97.54	104.00
34	BA	1487	U	C6-N1-C2	-6.46	117.12	121.00
34	BA	1668	C	C6-N1-C2	-6.46	117.72	120.30
34	BA	1749	C	C6-N1-C2	-6.46	117.72	120.30
34	BA	1795	A	C8-N9-C4	6.46	108.39	105.80
35	BB	589	U	O4'-C1'-N1	6.46	113.37	108.20
35	BB	998	G	C5-C6-N1	6.46	114.73	111.50
35	BB	1130	U	C2-N3-C4	-6.46	123.12	127.00
41	BH	78	C	OP1-P-O3'	6.46	119.42	105.20
69	Bj	101	GLN	CB-CA-C	-6.46	97.48	110.40
85	AA	24	U	C2-N3-C4	-6.46	123.12	127.00
85	AA	155	U	N1-C1'-C2'	-6.46	104.89	112.00
85	AA	1510	A	P-O5'-C5'	6.46	131.24	120.90
85	AA	1937	G	O4'-C1'-N9	6.46	113.37	108.20
34	BA	1506	C	C6-N1-C1'	6.46	128.55	120.80
36	BC	162	C	N3-C2-O2	-6.46	117.38	121.90
50	BQ	219	ARG	NE-CZ-NH1	6.46	123.53	120.30
85	AA	1459	C	C2-N1-C1'	-6.46	111.69	118.80
85	AA	1561	A	C8-N9-C4	6.46	108.38	105.80
34	BA	500	C	O4'-C1'-N1	6.46	113.37	108.20
34	BA	675	C	P-O5'-C5'	6.46	131.23	120.90
34	BA	1588	U	C4'-C3'-C2'	6.46	109.06	102.60

Continued on next page...

Continued from previous page...

Mol	Chain	Res	Type	Atoms	Z	Observed(°)	Ideal(°)
34	BA	1735	G	C2'-C3'-O3'	6.46	124.03	113.70
34	BA	1798	G	C4-N9-C1'	6.46	134.90	126.50
35	BB	764	C	C2-N1-C1'	-6.46	111.70	118.80
35	BB	1508	G	N1-C6-O6	-6.46	116.03	119.90
36	BC	137	C	C3'-C2'-C1'	-6.46	96.33	101.50
38	BE	98	C	P-O3'-C3'	-6.46	111.95	119.70
38	BE	167	U	C2-N1-C1'	-6.46	109.95	117.70
82	Bw	33	PHE	CB-CG-CD2	-6.46	116.28	120.80
85	AA	115	U	C5-C6-N1	-6.46	119.47	122.70
4	A3	226	ARG	NE-CZ-NH1	6.46	123.53	120.30
34	BA	865	C	C2-N3-C4	-6.46	116.67	119.90
34	BA	1088	G	N9-C1'-C2'	-6.46	104.90	112.00
34	BA	1229	G	N1-C6-O6	6.46	123.77	119.90
34	BA	1757	C	O4'-C1'-N1	6.46	113.37	108.20
35	BB	160	A	P-O3'-C3'	6.46	127.45	119.70
35	BB	1122	C	C5'-C4'-C3'	-6.46	105.67	116.00
35	BB	1292	G	O5'-C5'-C4'	-6.46	99.43	111.70
36	BC	120	G	C6-C5-N7	-6.46	126.53	130.40
41	BH	86	G	N1-C2-N3	-6.46	120.03	123.90
85	AA	426	C	P-O3'-C3'	-6.46	111.95	119.70
85	AA	577	U	N1-C2-N3	6.46	118.77	114.90
85	AA	750	A	N1-C6-N6	6.46	122.47	118.60
85	AA	795	C	C2-N1-C1'	-6.46	111.70	118.80
85	AA	1513	U	O4'-C1'-N1	6.46	113.36	108.20
85	AA	1541	G	C3'-C2'-C1'	-6.46	96.33	101.50
85	AA	1800	U	O4'-C1'-N1	6.46	113.36	108.20
85	AA	2128	G	P-O5'-C5'	-6.46	110.57	120.90
85	AA	2146	G	O4'-C1'-N9	6.46	113.36	108.20
35	BB	795	A	C4-N9-C1'	-6.46	114.68	126.30
35	BB	1188	A	C5-C6-N6	6.46	128.86	123.70
85	AA	315	U	C5'-C4'-O4'	6.46	116.85	109.10
85	AA	725	G	C1'-O4'-C4'	-6.46	104.74	109.90
34	BA	829	U	P-O5'-C5'	6.45	131.23	120.90
34	BA	837	U	C5'-C4'-O4'	6.45	116.84	109.10
34	BA	1191	C	C2-N1-C1'	-6.45	111.70	118.80
34	BA	1336	U	P-O3'-C3'	-6.45	111.95	119.70
34	BA	1464	C	C6-N1-C1'	6.45	128.54	120.80
34	BA	1748	G	C4-N9-C1'	-6.45	118.11	126.50
34	BA	1780	U	O4'-C1'-N1	6.45	113.36	108.20
35	BB	633	C	C1'-O4'-C4'	-6.45	104.74	109.90
35	BB	1185	G	C5-C6-O6	-6.45	124.73	128.60
37	BD	96	C	O4'-C1'-N1	6.45	113.36	108.20

Continued on next page...

Continued from previous page...

Mol	Chain	Res	Type	Atoms	Z	Observed(°)	Ideal(°)
40	BG	107	U	P-O5'-C5'	-6.45	110.57	120.90
53	BT	153	ARG	NE-CZ-NH1	6.45	123.53	120.30
80	Bu	263	ARG	NE-CZ-NH2	-6.45	117.07	120.30
85	AA	423	G	C3'-C2'-C1'	-6.45	96.34	101.50
85	AA	651	G	P-O3'-C3'	-6.45	111.95	119.70
85	AA	1140	G	N3-C2-N2	6.45	124.42	119.90
85	AA	1987	G	O4'-C1'-N9	6.45	113.36	108.20
35	BB	1045	G	C5-C6-O6	-6.45	124.73	128.60
35	BB	1290	C	C1'-O4'-C4'	-6.45	104.74	109.90
38	BE	58	U	C4-C5-C6	-6.45	115.83	119.70
85	AA	84	C	C5-C6-N1	6.45	124.23	121.00
85	AA	301	U	C5'-C4'-O4'	6.45	116.84	109.10
85	AA	820	G	P-O5'-C5'	-6.45	110.58	120.90
85	AA	926	C	N1-C1'-C2'	-6.45	104.90	112.00
85	AA	1502	A	O4'-C1'-N9	6.45	113.36	108.20
85	AA	1800	U	C4'-C3'-C2'	-6.45	96.15	102.60
34	BA	803	U	O3'-P-O5'	-6.45	91.74	104.00
34	BA	1840	C	O4'-C1'-N1	6.45	113.36	108.20
35	BB	1285	U	C5-C6-N1	-6.45	119.47	122.70
36	BC	112	G	P-O5'-C5'	6.45	131.22	120.90
85	AA	159	G	C1'-O4'-C4'	-6.45	104.74	109.90
34	BA	138	C	C5-C6-N1	6.45	124.22	121.00
34	BA	884	G	O4'-C1'-N9	6.45	113.36	108.20
35	BB	625	A	O4'-C1'-N9	6.45	113.36	108.20
35	BB	1011	C	O4'-C1'-N1	6.45	113.36	108.20
36	BC	162	C	C6-N1-C2	-6.45	117.72	120.30
41	BH	129	G	C8-N9-C1'	6.45	135.38	127.00
85	AA	508	C	C3'-C2'-C1'	-6.45	96.34	101.50
85	AA	921	C	O4'-C1'-N1	6.45	113.36	108.20
35	BB	126	C	C3'-C2'-C1'	-6.45	96.34	101.50
85	AA	54	C	P-O3'-C3'	-6.45	111.96	119.70
85	AA	508	C	O4'-C1'-N1	6.45	113.36	108.20
85	AA	1248	U	N1-C2-N3	6.45	118.77	114.90
85	AA	2238	C	O4'-C1'-N1	6.45	113.36	108.20
34	BA	18	G	N1-C6-O6	6.45	123.77	119.90
34	BA	204	U	C4'-C3'-C2'	-6.45	96.16	102.60
34	BA	792	A	P-O3'-C3'	6.45	127.43	119.70
34	BA	1083	A	C2'-C3'-O3'	6.45	124.01	113.70
34	BA	1435	A	N9-C1'-C2'	-6.45	104.91	112.00
34	BA	1616	A	C8-N9-C4	-6.45	103.22	105.80
35	BB	733	G	N1-C6-O6	6.45	123.77	119.90
35	BB	836	U	C5-C4-O4	-6.45	122.03	125.90

Continued on next page...

Continued from previous page...

Mol	Chain	Res	Type	Atoms	Z	Observed(°)	Ideal(°)
35	BB	1118	G	C3'-C2'-C1'	-6.45	96.34	101.50
35	BB	1494	G	O3'-P-O5'	6.45	116.25	104.00
36	BC	55	U	C5'-C4'-O4'	6.45	116.83	109.10
37	BD	113	G	C5'-C4'-C3'	6.45	126.31	116.00
53	BT	109	TYR	CB-CG-CD1	6.45	124.87	121.00
58	BY	55	TRP	CB-CG-CD2	-6.45	118.22	126.60
85	AA	369	A	O4'-C1'-N9	6.45	113.36	108.20
85	AA	561	C	C5-C4-N4	6.45	124.71	120.20
85	AA	1858	G	P-O3'-C3'	-6.45	111.96	119.70
32	AY	60	GLN	CA-CB-CG	6.44	127.58	113.40
34	BA	230	A	P-O3'-C3'	6.44	127.43	119.70
34	BA	258	C	N3-C2-O2	-6.44	117.39	121.90
34	BA	842	U	O3'-P-O5'	-6.44	91.76	104.00
34	BA	1314	A	O3'-P-O5'	-6.44	91.76	104.00
35	BB	1027	U	P-O5'-C5'	6.44	131.21	120.90
85	AA	368	C	O3'-P-O5'	6.44	116.24	104.00
34	BA	6	C	C4'-C3'-C2'	6.44	109.04	102.60
34	BA	410	G	C5'-C4'-O4'	6.44	116.83	109.10
34	BA	495	A	C4-N9-C1'	-6.44	114.70	126.30
34	BA	512	U	N3-C2-O2	-6.44	117.69	122.20
34	BA	761	U	C5-C6-N1	-6.44	119.48	122.70
34	BA	1270	G	C4-N9-C1'	-6.44	118.12	126.50
34	BA	1425	G	P-O5'-C5'	6.44	131.21	120.90
35	BB	104	G	C4-N9-C1'	-6.44	118.12	126.50
35	BB	893	U	O4'-C1'-N1	6.44	113.35	108.20
37	BD	40	C	OP2-P-O3'	6.44	119.37	105.20
39	BF	47	C	C6-N1-C2	-6.44	117.72	120.30
44	BK	139	ARG	CD-NE-CZ	-6.44	114.58	123.60
62	Bc	7	LEU	N-CA-CB	-6.44	97.51	110.40
85	AA	97	A	C1'-O4'-C4'	-6.44	104.75	109.90
85	AA	273	C	C5-C6-N1	6.44	124.22	121.00
85	AA	508	C	P-O5'-C5'	6.44	131.21	120.90
85	AA	1891	U	N3-C2-O2	-6.44	117.69	122.20
21	AM	126	HIS	CA-CB-CG	6.44	124.55	113.60
27	AT	34	HIS	C-N-CD	-6.44	106.43	120.60
34	BA	231	U	O4'-C1'-N1	6.44	113.35	108.20
34	BA	960	C	P-O5'-C5'	-6.44	110.59	120.90
35	BB	132	G	O4'-C1'-C2'	6.44	113.40	107.60
82	Bw	164	TYR	CB-CG-CD1	-6.44	117.14	121.00
85	AA	243	A	C5'-C4'-C3'	6.44	126.31	116.00
85	AA	289	G	O4'-C4'-C3'	-6.44	97.56	104.00
85	AA	742	U	C4'-C3'-C2'	-6.44	96.16	102.60

Continued on next page...

Continued from previous page...

Mol	Chain	Res	Type	Atoms	Z	Observed(°)	Ideal(°)
85	AA	1209	U	N3-C2-O2	-6.44	117.69	122.20
34	BA	400	A	O4'-C1'-C2'	6.44	113.39	107.60
34	BA	851	C	O5'-C5'-C4'	-6.44	99.47	111.70
35	BB	24	C	C1'-O4'-C4'	-6.44	104.75	109.90
35	BB	1507	U	N1-C2-O2	6.44	127.31	122.80
35	BB	1542	C	P-O3'-C3'	-6.44	111.97	119.70
64	Be	161	SER	C-N-CA	6.44	137.80	121.70
85	AA	195	C	O4'-C1'-N1	6.44	113.35	108.20
85	AA	1593	C	C6-N1-C2	-6.44	117.72	120.30
85	AA	1799	C	C5-C6-N1	6.44	124.22	121.00
6	A5	77	ARG	NE-CZ-NH1	6.44	123.52	120.30
34	BA	1535	G	C4'-C3'-C2'	-6.44	96.16	102.60
34	BA	1786	C	O4'-C1'-N1	6.44	113.35	108.20
35	BB	405	U	O4'-C1'-N1	6.44	113.35	108.20
64	Be	163	ARG	CA-CB-CG	6.44	127.56	113.40
85	AA	42	G	P-O3'-C3'	6.44	127.42	119.70
85	AA	1018	G	C1'-O4'-C4'	-6.44	104.75	109.90
85	AA	1453	U	C4'-C3'-C2'	-6.44	96.16	102.60
85	AA	2105	G	P-O3'-C3'	-6.44	111.98	119.70
31	AX	123	ARG	NE-CZ-NH2	-6.44	117.08	120.30
34	BA	322	U	N3-C2-O2	-6.44	117.69	122.20
85	AA	177	A	O4'-C1'-C2'	6.44	113.39	107.60
85	AA	541	A	C3'-C2'-C1'	-6.44	96.35	101.50
34	BA	429	G	N3-C4-N9	-6.43	122.14	126.00
35	BB	845	C	C1'-O4'-C4'	-6.43	104.75	109.90
40	BG	82	U	C6-N1-C1'	6.43	130.21	121.20
40	BG	112	C	N1-C1'-C2'	-6.43	104.92	112.00
40	BG	145	C	C3'-C2'-C1'	-6.43	96.35	101.50
40	BG	172	C	P-O5'-C5'	-6.43	110.61	120.90
41	BH	26	C	C5'-C4'-C3'	6.43	126.30	116.00
41	BH	55	C	P-O3'-C3'	-6.43	111.98	119.70
85	AA	301	U	P-O3'-C3'	6.43	127.42	119.70
85	AA	350	U	O4'-C1'-N1	6.43	113.35	108.20
85	AA	386	G	C3'-C2'-C1'	-6.43	96.35	101.50
85	AA	665	A	N1-C6-N6	-6.43	114.74	118.60
85	AA	867	G	P-O5'-C5'	-6.43	110.60	120.90
85	AA	1096	G	C1'-O4'-C4'	-6.43	104.75	109.90
85	AA	1929	G	C5-C6-O6	-6.43	124.74	128.60
34	BA	252	A	P-O5'-C5'	-6.43	110.61	120.90
34	BA	615	A	C5'-C4'-O4'	6.43	116.82	109.10
34	BA	1078	U	C4-C5-C6	-6.43	115.84	119.70
34	BA	1724	G	N9-C1'-C2'	-6.43	104.92	112.00

Continued on next page...

Continued from previous page...

Mol	Chain	Res	Type	Atoms	Z	Observed(°)	Ideal(°)
35	BB	1218	G	O4'-C1'-N9	6.43	113.35	108.20
36	BC	25	C	C2'-C3'-O3'	6.43	123.99	113.70
36	BC	124	A	N3-C4-N9	6.43	132.55	127.40
38	BE	23	G	N1-C6-O6	-6.43	116.04	119.90
41	BH	39	G	O4'-C4'-C3'	-6.43	97.57	104.00
85	AA	118	C	O4'-C1'-C2'	6.43	113.39	107.60
85	AA	393	C	C1'-O4'-C4'	-6.43	104.75	109.90
34	BA	602	G	C5-C6-O6	-6.43	124.74	128.60
34	BA	815	C	C6-N1-C1'	-6.43	113.08	120.80
34	BA	1368	G	O4'-C1'-N9	6.43	113.34	108.20
34	BA	1558	C	O5'-C5'-C4'	-6.43	99.48	111.70
34	BA	1775	U	C4'-C3'-C2'	-6.43	96.17	102.60
85	AA	1777	C	O4'-C1'-N1	6.43	113.34	108.20
85	AA	1946	C	P-O3'-C3'	6.43	127.42	119.70
85	AA	2110	U	O4'-C1'-C2'	6.43	113.39	107.60
1	A0	24	MET	CG-SD-CE	-6.43	89.91	100.20
34	BA	544	U	N1-C2-N3	-6.43	111.04	114.90
34	BA	693	G	N9-C1'-C2'	6.43	122.36	114.00
34	BA	1546	C	N3-C2-O2	-6.43	117.40	121.90
34	BA	1648	G	O5'-P-OP1	6.43	118.42	110.70
34	BA	1713	U	P-O3'-C3'	6.43	127.42	119.70
35	BB	85	A	C8-N9-C4	6.43	108.37	105.80
35	BB	696	G	P-O3'-C3'	-6.43	111.98	119.70
35	BB	1142	C	C3'-C2'-C1'	-6.43	96.36	101.50
35	BB	1361	A	C5-C6-N1	6.43	120.91	117.70
35	BB	1381	U	O4'-C1'-N1	6.43	113.34	108.20
36	BC	92	C	C4'-C3'-C2'	-6.43	96.17	102.60
85	AA	171	U	O4'-C1'-N1	-6.43	103.06	108.20
85	AA	852	C	N1-C1'-C2'	-6.43	104.93	112.00
85	AA	1337	A	O4'-C1'-N9	6.43	113.34	108.20
85	AA	1508	A	O4'-C1'-N9	6.43	113.34	108.20
85	AA	1805	A	P-O5'-C5'	6.43	131.19	120.90
85	AA	2241	C	C2-N1-C1'	-6.43	111.73	118.80
19	AK	46	LEU	CA-C-N	6.43	135.10	117.10
20	AL	63	ARG	NE-CZ-NH1	6.43	123.51	120.30
34	BA	67	A	C8-N9-C4	6.43	108.37	105.80
35	BB	306	U	P-O5'-C5'	6.43	131.18	120.90
35	BB	652	G	C3'-C2'-C1'	6.43	106.64	101.50
37	BD	64	A	P-O3'-C3'	6.43	127.41	119.70
40	BG	63	U	O3'-P-O5'	-6.43	91.79	104.00
85	AA	2241	C	O4'-C1'-C2'	6.43	113.39	107.60
34	BA	850	C	C4'-C3'-C2'	-6.43	96.17	102.60

Continued on next page...

Continued from previous page...

Mol	Chain	Res	Type	Atoms	Z	Observed(°)	Ideal(°)
34	BA	885	A	P-O3'-C3'	6.43	127.41	119.70
34	BA	976	C	C1'-O4'-C4'	-6.43	104.76	109.90
34	BA	1250	C	N1-C1'-C2'	-6.43	104.93	112.00
34	BA	1407	C	C6-N1-C2	-6.43	117.73	120.30
35	BB	452	A	P-O5'-C5'	-6.43	110.62	120.90
35	BB	526	A	C5-C6-N1	-6.43	114.49	117.70
51	BR	155	GLU	N-CA-C	-6.43	93.65	111.00
80	Bu	34	ARG	NE-CZ-NH1	6.43	123.51	120.30
85	AA	43	A	O5'-C5'-C4'	-6.43	99.49	111.70
85	AA	444	U	C4-C5-C6	-6.43	115.84	119.70
85	AA	564	A	O4'-C1'-N9	6.43	113.34	108.20
85	AA	622	G	N3-C2-N2	6.43	124.40	119.90
85	AA	2019	G	C4-N9-C1'	-6.43	118.15	126.50
85	AA	2165	C	C2-N3-C4	6.43	123.11	119.90
4	A3	89	ARG	NE-CZ-NH1	6.42	123.51	120.30
34	BA	1316	G	C4-N9-C1'	6.42	134.85	126.50
35	BB	5	A	N1-C2-N3	-6.42	126.09	129.30
35	BB	36	U	C2-N3-C4	-6.42	123.15	127.00
35	BB	857	G	C3'-C2'-C1'	-6.42	96.36	101.50
36	BC	55	U	O4'-C1'-N1	6.42	113.34	108.20
36	BC	89	U	C5'-C4'-C3'	-6.42	105.72	116.00
37	BD	74	A	C8-N9-C4	6.42	108.37	105.80
38	BE	137	A	C4-N9-C1'	-6.42	114.73	126.30
38	BE	204	U	C2-N3-C4	-6.42	123.15	127.00
39	BF	36	G	C5-C6-O6	-6.42	124.75	128.60
40	BG	34	A	C4-N9-C1'	-6.42	114.74	126.30
41	BH	38	G	C5-C6-N1	6.42	114.71	111.50
85	AA	65	A	O4'-C4'-C3'	-6.42	97.58	104.00
85	AA	1263	G	C5'-C4'-C3'	-6.42	105.72	116.00
85	AA	1710	C	C4'-C3'-C2'	6.42	109.03	102.60
85	AA	1736	U	O4'-C1'-N1	6.42	113.34	108.20
85	AA	2022	A	C5-C6-N1	6.42	120.91	117.70
85	AA	2169	C	C6-N1-C2	-6.42	117.73	120.30
34	BA	612	U	C3'-C2'-C1'	-6.42	96.36	101.50
34	BA	1683	C	C5'-C4'-C3'	6.42	126.28	116.00
38	BE	188	C	C3'-C2'-C1'	-6.42	96.36	101.50
40	BG	116	G	C8-N9-C1'	6.42	135.35	127.00
85	AA	278	C	C1'-O4'-C4'	-6.42	104.76	109.90
85	AA	1211	C	C3'-C2'-C1'	-6.42	96.36	101.50
85	AA	1507	G	P-O5'-C5'	-6.42	110.62	120.90
85	AA	2148	C	C3'-C2'-C1'	-6.42	96.36	101.50
34	BA	141	G	C6-N1-C2	-6.42	121.25	125.10

Continued on next page...

Continued from previous page...

Mol	Chain	Res	Type	Atoms	Z	Observed(°)	Ideal(°)
34	BA	183	G	C3'-C2'-C1'	-6.42	96.36	101.50
34	BA	322	U	C6-N1-C1'	6.42	130.19	121.20
34	BA	809	U	C5-C4-O4	6.42	129.75	125.90
34	BA	874	G	N1-C2-N3	-6.42	120.05	123.90
34	BA	907	A	C5-C6-N6	6.42	128.84	123.70
34	BA	1059	U	C5'-C4'-C3'	-6.42	105.73	116.00
34	BA	1494	G	O4'-C1'-N9	6.42	113.34	108.20
35	BB	359	A	C5'-C4'-C3'	-6.42	105.72	116.00
35	BB	690	C	P-O5'-C5'	6.42	131.17	120.90
38	BE	2	G	C5-C6-N1	6.42	114.71	111.50
38	BE	68	U	C6-N1-C1'	6.42	130.19	121.20
39	BF	15	U	O4'-C1'-C2'	-6.42	99.38	105.80
61	Bb	124	ARG	NE-CZ-NH1	6.42	123.51	120.30
65	Bf	346	SER	CA-C-N	6.42	131.33	117.20
85	AA	641	A	C5-C6-N6	6.42	128.84	123.70
85	AA	1006	C	C6-N1-C2	-6.42	117.73	120.30
85	AA	1474	U	C6-N1-C2	-6.42	117.15	121.00
85	AA	2169	C	C5-C4-N4	6.42	124.69	120.20
34	BA	420	A	C5'-C4'-C3'	-6.42	105.73	116.00
34	BA	1307	U	C1'-O4'-C4'	-6.42	104.76	109.90
35	BB	1215	U	P-O3'-C3'	-6.42	112.00	119.70
37	BD	14	C	C2'-C3'-O3'	6.42	123.97	113.70
85	AA	381	A	P-O5'-C5'	-6.42	110.63	120.90
85	AA	1973	G	P-O5'-C5'	-6.42	110.63	120.90
34	BA	420	A	N9-C4-C5	-6.42	103.23	105.80
35	BB	385	C	P-O3'-C3'	-6.42	112.00	119.70
35	BB	682	U	P-O3'-C3'	-6.42	112.00	119.70
35	BB	1111	C	C1'-O4'-C4'	-6.42	104.77	109.90
40	BG	92	U	C4'-C3'-C2'	6.42	109.02	102.60
41	BH	29	G	C4-C5-N7	6.42	113.37	110.80
85	AA	937	G	P-O3'-C3'	-6.42	112.00	119.70
85	AA	1491	G	C2-N3-C4	-6.42	108.69	111.90
34	BA	727	G	C6-N1-C2	-6.42	121.25	125.10
34	BA	917	C	N3-C4-N4	-6.42	113.51	118.00
34	BA	1607	U	C2-N3-C4	-6.42	123.15	127.00
35	BB	1485	G	P-O3'-C3'	-6.42	112.00	119.70
53	BT	38	ARG	N-CA-CB	-6.42	99.05	110.60
85	AA	101	C	C5'-C4'-O4'	-6.42	101.40	109.10
85	AA	513	G	C5'-C4'-C3'	-6.42	105.73	116.00
85	AA	1244	A	C8-N9-C4	6.42	108.37	105.80
34	BA	1581	G	C6-N1-C2	-6.42	121.25	125.10
85	AA	191	C	O4'-C1'-N1	6.42	113.33	108.20

Continued on next page...

Continued from previous page...

Mol	Chain	Res	Type	Atoms	Z	Observed(°)	Ideal(°)
85	AA	543	A	C5'-C4'-C3'	6.42	126.27	116.00
85	AA	1176	C	N1-C2-N3	6.42	123.69	119.20
34	BA	176	G	O4'-C1'-N9	6.41	113.33	108.20
34	BA	201	A	O3'-P-O5'	-6.41	91.81	104.00
34	BA	271	C	C4'-C3'-C2'	-6.41	96.19	102.60
34	BA	609	G	C4-N9-C1'	-6.41	118.16	126.50
34	BA	979	G	O3'-P-O5'	6.41	116.18	104.00
34	BA	997	U	P-O5'-C5'	-6.41	110.64	120.90
34	BA	1778	U	C1'-O4'-C4'	-6.41	104.77	109.90
35	BB	440	U	P-O5'-C5'	6.41	131.16	120.90
35	BB	481	A	N9-C1'-C2'	-6.41	104.95	112.00
35	BB	918	C	O4'-C1'-N1	6.41	113.33	108.20
72	Bm	12	ARG	NE-CZ-NH1	6.41	123.51	120.30
85	AA	526	G	C4'-C3'-C2'	-6.41	96.19	102.60
85	AA	661	C	O4'-C1'-N1	6.41	113.33	108.20
85	AA	2110	U	O4'-C1'-N1	6.41	113.33	108.20
86	AB	70	G	C4'-C3'-C2'	-6.41	96.19	102.60
34	BA	314	A	C5'-C4'-C3'	-6.41	105.74	116.00
34	BA	1204	U	N1-C2-N3	6.41	118.75	114.90
34	BA	1328	U	P-O3'-C3'	-6.41	112.01	119.70
35	BB	145	G	C5'-C4'-O4'	-6.41	101.41	109.10
39	BF	51	C	OP2-P-O3'	6.41	119.31	105.20
85	AA	277	G	N9-C1'-C2'	-6.41	104.95	112.00
85	AA	750	A	O3'-P-O5'	6.41	116.18	104.00
85	AA	2056	C	C6-N1-C2	-6.41	117.73	120.30
25	AR	58	CYS	CA-CB-SG	-6.41	102.46	114.00
34	BA	351	A	C5-C6-N1	6.41	120.91	117.70
34	BA	1435	A	P-O3'-C3'	-6.41	112.01	119.70
34	BA	1549	U	O5'-C5'-C4'	-6.41	99.52	111.70
34	BA	1718	C	N3-C4-N4	6.41	122.49	118.00
35	BB	555	G	P-O5'-C5'	-6.41	110.64	120.90
35	BB	806	U	C6-N1-C2	-6.41	117.15	121.00
35	BB	1110	G	C5-C6-O6	-6.41	124.75	128.60
35	BB	1212	C	N3-C2-O2	-6.41	117.41	121.90
35	BB	1228	A	P-O3'-C3'	-6.41	112.01	119.70
36	BC	71	A	O4'-C1'-N9	6.41	113.33	108.20
38	BE	130	G	N3-C4-N9	6.41	129.85	126.00
39	BF	13	U	C6-N1-C1'	6.41	130.17	121.20
39	BF	36	G	C8-N9-C1'	6.41	135.33	127.00
71	Bl	75	TYR	CB-CG-CD2	-6.41	117.15	121.00
71	Bl	93	VAL	CA-CB-CG1	6.41	120.52	110.90
77	Br	204	ARG	NE-CZ-NH2	-6.41	117.09	120.30

Continued on next page...

Continued from previous page...

Mol	Chain	Res	Type	Atoms	Z	Observed(°)	Ideal(°)
85	AA	315	U	N3-C2-O2	-6.41	117.71	122.20
85	AA	541	A	O5'-C5'-C4'	-6.41	99.52	111.70
85	AA	889	G	C5'-C4'-C3'	-6.41	105.74	116.00
34	BA	691	A	C4-C5-C6	-6.41	113.80	117.00
35	BB	824	C	C4'-C3'-C2'	-6.41	96.19	102.60
35	BB	1371	G	C3'-C2'-C1'	-6.41	96.37	101.50
35	BB	1510	G	C1'-O4'-C4'	-6.41	104.77	109.90
36	BC	15	G	C3'-C2'-C1'	-6.41	96.37	101.50
38	BE	176	G	N1-C2-N3	6.41	127.75	123.90
40	BG	24	A	O4'-C1'-N9	6.41	113.33	108.20
85	AA	49	C	O4'-C1'-N1	6.41	113.33	108.20
85	AA	974	U	O4'-C1'-C2'	6.41	113.37	107.60
26	AS	11	ARG	NE-CZ-NH1	6.41	123.50	120.30
34	BA	717	U	C4-C5-C6	-6.41	115.86	119.70
35	BB	1144	A	C5'-C4'-C3'	-6.41	105.75	116.00
48	BO	149	ARG	NE-CZ-NH1	6.41	123.50	120.30
85	AA	315	U	P-O3'-C3'	6.41	127.39	119.70
86	AB	1	G	C5-C6-O6	-6.41	124.76	128.60
86	AB	22	G	C4-N9-C1'	6.41	134.83	126.50
34	BA	323	C	O3'-P-O5'	-6.41	91.83	104.00
34	BA	867	C	O3'-P-O5'	-6.41	91.83	104.00
34	BA	1321	A	C3'-C2'-C1'	-6.41	96.38	101.50
34	BA	1639	U	N3-C2-O2	-6.41	117.72	122.20
35	BB	40	C	C2-N1-C1'	-6.41	111.75	118.80
35	BB	363	A	C2-N3-C4	6.41	113.80	110.60
35	BB	1093	C	C5'-C4'-O4'	6.41	116.79	109.10
40	BG	119	A	C4'-C3'-C2'	-6.41	96.19	102.60
85	AA	985	G	C4'-C3'-C2'	-6.41	96.19	102.60
85	AA	1106	A	N1-C2-N3	6.41	132.50	129.30
85	AA	1141	U	C5'-C4'-C3'	-6.41	105.75	116.00
22	AO	145	ARG	NE-CZ-NH2	-6.40	117.10	120.30
34	BA	4	A	P-O5'-C5'	6.40	131.15	120.90
34	BA	1215	U	C4'-C3'-C2'	6.40	109.00	102.60
34	BA	1603	A	P-O5'-C5'	-6.40	110.65	120.90
35	BB	461	U	C5-C4-O4	-6.40	122.06	125.90
51	BR	3	HIS	CA-CB-CG	-6.40	102.71	113.60
85	AA	177	A	C1'-O4'-C4'	-6.40	104.78	109.90
85	AA	617	C	C6-N1-C1'	-6.40	113.12	120.80
5	A4	146	ARG	CB-CA-C	-6.40	97.59	110.40
34	BA	71	G	C5-C6-N1	6.40	114.70	111.50
34	BA	471	U	N1-C2-N3	6.40	118.74	114.90
34	BA	1366	C	O4'-C1'-N1	6.40	113.32	108.20

Continued on next page...

Continued from previous page...

Mol	Chain	Res	Type	Atoms	Z	Observed(°)	Ideal(°)
34	BA	1543	A	C1'-O4'-C4'	-6.40	104.78	109.90
35	BB	56	U	N3-C2-O2	-6.40	117.72	122.20
35	BB	616	U	C5'-C4'-C3'	-6.40	105.76	116.00
38	BE	135	A	O4'-C1'-C2'	-6.40	99.40	105.80
38	BE	148	C	O4'-C1'-N1	6.40	113.32	108.20
38	BE	196	C	N3-C2-O2	-6.40	117.42	121.90
38	BE	200	A	N1-C6-N6	6.40	122.44	118.60
54	BU	149	ARG	NE-CZ-NH1	6.40	123.50	120.30
85	AA	761	G	C8-N9-C1'	-6.40	118.68	127.00
85	AA	974	U	O3'-P-O5'	6.40	116.17	104.00
85	AA	1179	A	O4'-C1'-N9	6.40	113.32	108.20
85	AA	1992	A	C8-N9-C4	-6.40	103.24	105.80
23	AP	253	HIS	CA-CB-CG	-6.40	102.72	113.60
34	BA	115	U	C5'-C4'-O4'	6.40	116.78	109.10
34	BA	301	U	O5'-C5'-C4'	6.40	123.86	111.70
34	BA	488	C	C6-N1-C2	-6.40	117.74	120.30
35	BB	735	A	O4'-C1'-N9	6.40	113.32	108.20
35	BB	1376	G	P-O3'-C3'	-6.40	112.02	119.70
35	BB	1421	C	C6-N1-C2	-6.40	117.74	120.30
36	BC	23	G	C8-N9-C4	-6.40	103.84	106.40
36	BC	48	A	P-O3'-C3'	6.40	127.38	119.70
36	BC	92	C	O3'-P-O5'	-6.40	91.84	104.00
40	BG	26	G	C3'-C2'-C1'	-6.40	96.38	101.50
40	BG	79	U	P-O3'-C3'	-6.40	112.02	119.70
41	BH	25	A	C2'-C3'-O3'	6.40	123.94	113.70
85	AA	857	G	O4'-C1'-N9	6.40	113.32	108.20
85	AA	2107	C	O3'-P-O5'	6.40	116.16	104.00
85	AA	2227	A	O5'-C5'-C4'	-6.40	99.54	111.70
34	BA	143	A	C3'-C2'-C1'	-6.40	96.38	101.50
34	BA	605	G	C6-C5-N7	-6.40	126.56	130.40
34	BA	736	G	C4'-C3'-C2'	-6.40	96.20	102.60
35	BB	836	U	C5-C6-N1	6.40	125.90	122.70
37	BD	49	A	O4'-C1'-N9	6.40	113.32	108.20
37	BD	57	C	C5'-C4'-O4'	6.40	116.78	109.10
85	AA	466	A	C6-C5-N7	6.40	136.78	132.30
85	AA	510	A	O5'-C5'-C4'	6.40	123.86	111.70
8	A7	5	TYR	CB-CG-CD1	6.40	124.84	121.00
34	BA	1001	G	C3'-C2'-C1'	-6.40	96.38	101.50
35	BB	125	G	C8-N9-C4	-6.40	103.84	106.40
35	BB	994	A	C3'-C2'-C1'	6.40	106.62	101.50
36	BC	88	A	C6-N1-C2	-6.40	114.76	118.60
41	BH	92	A	N1-C2-N3	6.40	132.50	129.30

Continued on next page...

Continued from previous page...

Mol	Chain	Res	Type	Atoms	Z	Observed(°)	Ideal(°)
85	AA	131	C	O3'-P-O5'	-6.40	91.85	104.00
85	AA	486	G	P-O5'-C5'	-6.40	110.66	120.90
85	AA	1473	U	O4'-C1'-N1	6.40	113.32	108.20
85	AA	1786	G	C8-N9-C4	-6.40	103.84	106.40
85	AA	2048	C	N3-C2-O2	-6.40	117.42	121.90
34	BA	483	A	O5'-P-OP1	-6.40	99.94	105.70
34	BA	815	C	C6-N1-C2	-6.40	117.74	120.30
35	BB	796	C	O4'-C4'-C3'	-6.40	97.60	104.00
36	BC	87	C	P-O5'-C5'	-6.40	110.67	120.90
64	Be	69	TYR	CB-CG-CD2	-6.40	117.16	121.00
34	BA	639	U	OP1-P-OP2	-6.39	110.01	119.60
34	BA	1190	A	C4-N9-C1'	-6.39	114.79	126.30
34	BA	1197	U	C5'-C4'-O4'	-6.39	101.43	109.10
35	BB	118	A	C5-C6-N6	-6.39	118.58	123.70
35	BB	1291	G	N9-C1'-C2'	-6.39	104.97	112.00
35	BB	1532	C	N3-C2-O2	-6.39	117.42	121.90
38	BE	96	G	N9-C4-C5	6.39	107.96	105.40
85	AA	937	G	N1-C6-O6	6.39	123.74	119.90
86	AB	65	G	P-O3'-C3'	-6.39	112.03	119.70
34	BA	486	G	C1'-O4'-C4'	6.39	115.01	109.90
34	BA	1778	U	C5'-C4'-C3'	-6.39	105.77	116.00
35	BB	1236	A	C4'-C3'-C2'	-6.39	96.21	102.60
35	BB	1536	G	N1-C6-O6	6.39	123.74	119.90
36	BC	14	G	O4'-C1'-N9	6.39	113.31	108.20
37	BD	36	C	P-O3'-C3'	-6.39	112.03	119.70
40	BG	20	U	C4'-C3'-C2'	-6.39	96.21	102.60
67	Bh	38	TRP	CB-CG-CD2	-6.39	118.29	126.60
85	AA	31	C	C1'-O4'-C4'	-6.39	104.79	109.90
85	AA	151	A	N1-C6-N6	-6.39	114.76	118.60
85	AA	2043	A	P-O3'-C3'	-6.39	112.03	119.70
85	AA	2152	C	C6-N1-C2	-6.39	117.74	120.30
86	AB	53	G	C5'-C4'-C3'	-6.39	105.77	116.00
34	BA	868	C	O5'-P-OP2	-6.39	99.95	105.70
34	BA	1163	G	N1-C2-N2	-6.39	110.45	116.20
84	By	180	GLN	N-CA-CB	-6.39	99.10	110.60
85	AA	100	A	C4-N9-C1'	-6.39	114.80	126.30
85	AA	1458	G	C4-C5-N7	-6.39	108.24	110.80
85	AA	1760	C	C6-N1-C2	-6.39	117.74	120.30
34	BA	16	C	C2-N3-C4	-6.39	116.70	119.90
34	BA	316	G	O5'-C5'-C4'	-6.39	99.56	111.70
34	BA	353	U	C5'-C4'-C3'	-6.39	105.78	116.00
34	BA	1726	U	C5-C4-O4	6.39	129.73	125.90

Continued on next page...

Continued from previous page...

Mol	Chain	Res	Type	Atoms	Z	Observed(°)	Ideal(°)
35	BB	487	A	C8-N9-C4	6.39	108.36	105.80
40	BG	140	G	C1'-O4'-C4'	-6.39	104.79	109.90
85	AA	88	G	O4'-C1'-N9	6.39	113.31	108.20
85	AA	110	U	C4'-C3'-C2'	6.39	108.99	102.60
85	AA	631	G	N3-C2-N2	6.39	124.37	119.90
85	AA	986	U	N1-C2-N3	6.39	118.73	114.90
8	A7	148	ARG	NE-CZ-NH2	-6.39	117.11	120.30
34	BA	1291	A	O4'-C1'-C2'	6.39	113.35	107.60
38	BE	104	G	N3-C2-N2	6.39	124.37	119.90
85	AA	574	U	C1'-O4'-C4'	-6.39	104.79	109.90
85	AA	771	A	P-O3'-C3'	6.39	127.36	119.70
85	AA	978	U	N1-C1'-C2'	-6.39	104.97	112.00
85	AA	1449	C	C2-N1-C1'	-6.39	111.77	118.80
25	AR	64	ARG	NE-CZ-NH1	6.39	123.49	120.30
26	AS	13	LEU	CB-CA-C	-6.39	98.06	110.20
34	BA	22	C	C6-N1-C2	-6.39	117.75	120.30
34	BA	1018	U	C5-C4-O4	6.39	129.73	125.90
34	BA	1521	C	N3-C2-O2	-6.39	117.43	121.90
35	BB	23	U	P-O3'-C3'	6.39	127.36	119.70
35	BB	472	C	C2-N3-C4	-6.39	116.71	119.90
35	BB	642	G	N3-C4-N9	6.39	129.83	126.00
35	BB	1183	U	C1'-O4'-C4'	-6.39	104.79	109.90
36	BC	12	A	P-O3'-C3'	-6.39	112.04	119.70
37	BD	86	A	C4-N9-C1'	-6.39	114.81	126.30
39	BF	42	G	C8-N9-C1'	6.39	135.30	127.00
53	BT	187	ARG	NE-CZ-NH1	6.39	123.49	120.30
85	AA	157	G	N7-C8-N9	-6.39	109.91	113.10
85	AA	258	G	C3'-C2'-C1'	-6.39	96.39	101.50
85	AA	967	C	C4'-C3'-C2'	-6.39	96.21	102.60
85	AA	1120	G	C3'-C2'-C1'	-6.39	96.39	101.50
85	AA	1186	C	P-O3'-C3'	-6.39	112.04	119.70
85	AA	1256	C	C5'-C4'-C3'	-6.39	105.78	116.00
85	AA	1985	C	C3'-C2'-C1'	-6.39	96.39	101.50
34	BA	295	G	C4-N9-C1'	6.38	134.80	126.50
34	BA	904	G	C8-N9-C4	6.38	108.95	106.40
34	BA	1306	U	O4'-C1'-C2'	-6.38	99.42	105.80
34	BA	1613	G	C5-N7-C8	-6.38	101.11	104.30
35	BB	130	G	N9-C1'-C2'	-6.38	104.98	112.00
37	BD	58	G	C8-N9-C1'	6.38	135.30	127.00
38	BE	192	A	C5-C6-N6	6.38	128.81	123.70
41	BH	33	G	P-O5'-C5'	6.38	131.12	120.90
85	AA	373	G	C8-N9-C4	6.38	108.95	106.40

Continued on next page...

Continued from previous page...

Mol	Chain	Res	Type	Atoms	Z	Observed(°)	Ideal(°)
85	AA	552	C	C5-C6-N1	6.38	124.19	121.00
85	AA	596	A	C6-N1-C2	-6.38	114.77	118.60
34	BA	808	U	O4'-C1'-N1	6.38	113.31	108.20
38	BE	25	U	C5'-C4'-C3'	6.38	126.21	116.00
85	AA	110	U	O3'-P-O5'	6.38	116.13	104.00
85	AA	251	A	C5'-C4'-O4'	6.38	116.76	109.10
85	AA	565	G	P-O3'-C3'	-6.38	112.04	119.70
85	AA	806	G	O5'-C5'-C4'	-6.38	99.57	111.70
85	AA	1993	C	O4'-C1'-N1	6.38	113.31	108.20
25	AR	84	ARG	NE-CZ-NH1	6.38	123.49	120.30
34	BA	234	A	C8-N9-C1'	6.38	139.19	127.70
34	BA	471	U	C4'-C3'-C2'	6.38	108.98	102.60
34	BA	1343	A	C3'-C2'-C1'	-6.38	96.39	101.50
34	BA	1560	U	P-O3'-C3'	-6.38	112.04	119.70
35	BB	442	U	C1'-O4'-C4'	-6.38	104.80	109.90
35	BB	463	C	O4'-C1'-N1	6.38	113.31	108.20
35	BB	496	C	C1'-O4'-C4'	-6.38	104.79	109.90
35	BB	1298	C	O4'-C1'-N1	6.38	113.31	108.20
36	BC	123	G	N3-C4-N9	-6.38	122.17	126.00
37	BD	95	G	C6-N1-C2	-6.38	121.27	125.10
38	BE	25	U	OP1-P-OP2	-6.38	110.03	119.60
41	BH	67	G	C8-N9-C1'	6.38	135.30	127.00
58	BY	81	ARG	NE-CZ-NH1	6.38	123.49	120.30
82	Bw	150	ALA	N-CA-CB	6.38	119.03	110.10
85	AA	429	G	C1'-O4'-C4'	-6.38	104.80	109.90
85	AA	2058	C	C5'-C4'-C3'	6.38	126.21	116.00
34	BA	1477	C	C6-N1-C1'	-6.38	113.14	120.80
35	BB	972	C	C1'-O4'-C4'	-6.38	104.80	109.90
35	BB	1485	G	C4-N9-C1'	-6.38	118.21	126.50
39	BF	14	C	C6-N1-C1'	-6.38	113.14	120.80
49	BP	11	ARG	NE-CZ-NH2	-6.38	117.11	120.30
85	AA	144	A	P-O3'-C3'	6.38	127.36	119.70
85	AA	271	A	N1-C2-N3	-6.38	126.11	129.30
85	AA	789	A	O5'-P-OP2	6.38	118.36	110.70
85	AA	1288	A	C2-N3-C4	6.38	113.79	110.60
34	BA	755	G	C1'-O4'-C4'	-6.38	104.80	109.90
34	BA	1322	A	C1'-O4'-C4'	-6.38	104.80	109.90
34	BA	1392	A	P-O3'-C3'	-6.38	112.05	119.70
35	BB	356	C	C1'-O4'-C4'	-6.38	104.80	109.90
35	BB	475	A	P-O5'-C5'	6.38	131.11	120.90
35	BB	1065	G	C8-N9-C4	6.38	108.95	106.40
35	BB	1330	A	P-O3'-C3'	-6.38	112.05	119.70

Continued on next page...

Continued from previous page...

Mol	Chain	Res	Type	Atoms	Z	Observed(°)	Ideal(°)
85	AA	39	A	P-O5'-C5'	-6.38	110.69	120.90
85	AA	964	C	P-O5'-C5'	-6.38	110.69	120.90
85	AA	975	G	C3'-C2'-C1'	-6.38	96.40	101.50
85	AA	1993	C	P-O3'-C3'	-6.38	112.05	119.70
34	BA	134	U	C1'-O4'-C4'	-6.38	104.80	109.90
34	BA	632	U	C5'-C4'-C3'	-6.38	105.80	116.00
34	BA	952	G	C5'-C4'-C3'	6.38	126.20	116.00
34	BA	995	A	O4'-C1'-N9	6.38	113.30	108.20
34	BA	1267	A	O4'-C4'-C3'	6.38	111.20	106.10
34	BA	1353	U	O4'-C1'-N1	6.38	113.30	108.20
34	BA	1836	A	O4'-C1'-C2'	6.38	113.34	107.60
35	BB	441	G	C8-N9-C4	6.38	108.95	106.40
35	BB	998	G	N9-C1'-C2'	-6.38	104.99	112.00
35	BB	1004	A	C8-N9-C1'	6.38	139.18	127.70
35	BB	1413	U	N1-C2-N3	6.38	118.73	114.90
39	BF	35	C	P-O3'-C3'	-6.38	112.05	119.70
85	AA	657	C	N3-C2-O2	-6.38	117.44	121.90
85	AA	725	G	C4'-C3'-C2'	-6.38	96.22	102.60
85	AA	844	C	O4'-C1'-N1	6.38	113.30	108.20
34	BA	1679	C	N3-C2-O2	-6.38	117.44	121.90
35	BB	111	C	C5'-C4'-O4'	6.38	116.75	109.10
35	BB	958	C	C6-N1-C2	-6.38	117.75	120.30
35	BB	1059	U	P-O3'-C3'	-6.38	112.05	119.70
77	Br	306	GLN	N-CA-CB	6.38	122.07	110.60
85	AA	1130	G	N1-C6-O6	-6.38	116.08	119.90
85	AA	1367	C	C4'-C3'-C2'	-6.38	96.22	102.60
34	BA	684	G	C8-N9-C1'	-6.37	118.71	127.00
34	BA	939	C	C1'-O4'-C4'	-6.37	104.80	109.90
34	BA	1013	A	N1-C6-N6	6.37	122.42	118.60
40	BG	62	C	C5'-C4'-C3'	6.37	126.20	116.00
85	AA	86	G	N1-C6-O6	6.37	123.72	119.90
85	AA	393	C	N3-C2-O2	-6.37	117.44	121.90
85	AA	728	U	O3'-P-O5'	-6.37	91.89	104.00
85	AA	1795	C	O4'-C1'-N1	6.37	113.30	108.20
85	AA	2105	G	C6-N1-C2	-6.37	121.28	125.10
35	BB	928	C	O4'-C1'-N1	6.37	113.30	108.20
35	BB	936	U	O4'-C1'-N1	6.37	113.30	108.20
71	Bl	47	TYR	CB-CG-CD2	-6.37	117.18	121.00
85	AA	347	U	O4'-C1'-N1	6.37	113.30	108.20
85	AA	420	C	C1'-O4'-C4'	-6.37	104.80	109.90
85	AA	662	U	P-O3'-C3'	-6.37	112.05	119.70
85	AA	1478	G	N3-C2-N2	6.37	124.36	119.90

Continued on next page...

Continued from previous page...

Mol	Chain	Res	Type	Atoms	Z	Observed(°)	Ideal(°)
85	AA	1694	C	C6-N1-C2	-6.37	117.75	120.30
85	AA	1978	G	O4'-C1'-N9	6.37	113.30	108.20
34	BA	562	C	N1-C1'-C2'	-6.37	104.99	112.00
34	BA	1629	A	C6-N1-C2	-6.37	114.78	118.60
39	BF	30	C	C5'-C4'-C3'	-6.37	105.81	116.00
85	AA	1657	C	C4'-C3'-C2'	6.37	108.97	102.60
34	BA	160	G	C5'-C4'-C3'	-6.37	105.81	116.00
34	BA	312	U	N3-C2-O2	-6.37	117.74	122.20
34	BA	631	G	O4'-C1'-N9	6.37	113.30	108.20
34	BA	818	G	C3'-C2'-C1'	-6.37	96.40	101.50
34	BA	890	G	C8-N9-C1'	6.37	135.28	127.00
35	BB	615	A	N1-C6-N6	6.37	122.42	118.60
35	BB	746	A	C5'-C4'-O4'	6.37	116.74	109.10
38	BE	95	G	C4-N9-C1'	-6.37	118.22	126.50
62	Bc	108	ARG	NE-CZ-NH2	-6.37	117.12	120.30
85	AA	660	G	C5-C6-O6	-6.37	124.78	128.60
85	AA	1289	U	C2-N3-C4	-6.37	123.18	127.00
85	AA	1406	U	O4'-C1'-N1	6.37	113.30	108.20
34	BA	564	C	C5-C6-N1	-6.37	117.82	121.00
34	BA	1785	G	O4'-C1'-N9	6.37	113.29	108.20
35	BB	976	U	C6-N1-C2	-6.37	117.18	121.00
40	BG	181	C	O5'-C5'-C4'	-6.37	99.60	111.70
85	AA	33	U	C4'-C3'-C2'	-6.37	96.23	102.60
85	AA	134	U	O4'-C1'-N1	6.37	113.29	108.20
85	AA	268	A	C5'-C4'-C3'	-6.37	105.81	116.00
85	AA	1762	G	P-O3'-C3'	6.37	127.34	119.70
3	A2	184	ARG	NE-CZ-NH1	6.37	123.48	120.30
34	BA	253	U	C5-C4-O4	6.37	129.72	125.90
34	BA	818	G	C5-C6-O6	-6.37	124.78	128.60
35	BB	654	C	C2-N1-C1'	-6.37	111.80	118.80
35	BB	1313	C	N3-C2-O2	-6.37	117.44	121.90
35	BB	1434	G	P-O3'-C3'	-6.37	112.06	119.70
38	BE	95	G	C5-C6-N1	6.37	114.68	111.50
85	AA	176	C	O4'-C1'-N1	6.37	113.29	108.20
85	AA	847	G	C1'-O4'-C4'	-6.37	104.81	109.90
85	AA	869	A	C2-N3-C4	-6.37	107.42	110.60
85	AA	1175	A	P-O3'-C3'	-6.37	112.06	119.70
85	AA	1267	A	C1'-O4'-C4'	-6.37	104.81	109.90
34	BA	687	G	N1-C2-N2	-6.36	110.47	116.20
35	BB	15	C	O4'-C1'-N1	6.36	113.29	108.20
35	BB	80	C	O4'-C1'-N1	6.36	113.29	108.20
35	BB	98	A	O5'-P-OP2	-6.36	99.97	105.70

Continued on next page...

Continued from previous page...

Mol	Chain	Res	Type	Atoms	Z	Observed(°)	Ideal(°)
35	BB	136	A	P-O5'-C5'	6.36	131.08	120.90
35	BB	779	C	C6-N1-C2	6.36	122.84	120.30
35	BB	854	G	C3'-C2'-C1'	-6.36	96.41	101.50
85	AA	577	U	C4'-C3'-C2'	-6.36	96.24	102.60
85	AA	865	G	C4'-C3'-C2'	-6.36	96.24	102.60
85	AA	894	A	C1'-O4'-C4'	-6.36	104.81	109.90
85	AA	925	G	P-O3'-C3'	-6.36	112.06	119.70
85	AA	1832	G	O4'-C1'-N9	6.36	113.29	108.20
35	BB	11	A	P-O3'-C3'	6.36	127.33	119.70
35	BB	137	A	C8-N9-C4	6.36	108.34	105.80
85	AA	924	A	C5'-C4'-O4'	6.36	116.73	109.10
85	AA	1615	A	C1'-O4'-C4'	-6.36	104.81	109.90
34	BA	89	G	O5'-C5'-C4'	-6.36	99.61	111.70
34	BA	719	G	C4'-C3'-C2'	-6.36	96.24	102.60
34	BA	856	G	O4'-C1'-N9	6.36	113.29	108.20
34	BA	1283	U	C2-N1-C1'	-6.36	110.07	117.70
34	BA	1625	C	C5'-C4'-O4'	6.36	116.73	109.10
35	BB	659	C	C2'-C3'-O3'	6.36	123.88	113.70
36	BC	36	G	C5-C6-O6	-6.36	124.78	128.60
53	BT	113	LYS	N-CA-CB	6.36	122.05	110.60
85	AA	155	U	P-O5'-C5'	-6.36	110.72	120.90
85	AA	680	U	O4'-C1'-C2'	-6.36	99.44	105.80
85	AA	1161	U	O4'-C1'-N1	6.36	113.29	108.20
85	AA	2041	G	N1-C2-N2	-6.36	110.48	116.20
34	BA	177	G	C6-N1-C2	-6.36	121.28	125.10
34	BA	515	U	O4'-C1'-C2'	6.36	113.32	107.60
34	BA	1841	A	P-O5'-C5'	6.36	131.07	120.90
35	BB	116	G	P-O5'-C5'	-6.36	110.72	120.90
61	Bb	19	TYR	CA-CB-CG	6.36	125.48	113.40
80	Bu	57	ASN	C-N-CA	6.36	137.60	121.70
85	AA	899	A	C3'-C2'-C1'	-6.36	96.41	101.50
34	BA	109	A	P-O3'-C3'	-6.36	112.07	119.70
34	BA	297	A	N9-C1'-C2'	6.36	122.26	114.00
34	BA	321	G	C5-N7-C8	6.36	107.48	104.30
34	BA	747	G	C6-N1-C2	-6.36	121.28	125.10
34	BA	856	G	P-O3'-C3'	-6.36	112.07	119.70
34	BA	1756	C	O4'-C1'-N1	6.36	113.29	108.20
35	BB	1333	U	C2-N3-C4	-6.36	123.19	127.00
37	BD	58	G	C4-N9-C1'	-6.36	118.23	126.50
40	BG	8	U	C5-C6-N1	-6.36	119.52	122.70
40	BG	103	C	C4'-C3'-C2'	-6.36	96.24	102.60
81	Bv	42	ARG	CG-CD-NE	-6.36	98.45	111.80

Continued on next page...

Continued from previous page...

Mol	Chain	Res	Type	Atoms	Z	Observed(°)	Ideal(°)
85	AA	305	A	P-O3'-C3'	-6.36	112.07	119.70
85	AA	447	C	N1-C2-O2	6.36	122.72	118.90
85	AA	705	G	C4-N9-C1'	-6.36	118.23	126.50
85	AA	1115	G	C3'-C2'-C1'	-6.36	96.41	101.50
85	AA	1575	G	O4'-C1'-N9	6.36	113.29	108.20
85	AA	1579	A	P-O3'-C3'	-6.36	112.07	119.70
85	AA	1934	A	C1'-O4'-C4'	-6.36	104.81	109.90
5	A4	158	PHE	C-N-CA	6.36	137.59	121.70
34	BA	490	A	C8-N9-C4	6.36	108.34	105.80
34	BA	627	U	O4'-C1'-N1	6.36	113.28	108.20
34	BA	1000	G	C8-N9-C1'	6.36	135.26	127.00
35	BB	968	C	P-O3'-C3'	-6.36	112.07	119.70
38	BE	82	C	C2'-C3'-O3'	6.36	123.87	113.70
72	Bm	76	ARG	NE-CZ-NH2	6.36	123.48	120.30
85	AA	860	C	C6-N1-C2	-6.36	117.76	120.30
85	AA	906	U	N1-C1'-C2'	-6.36	105.01	112.00
85	AA	1466	U	O3'-P-O5'	6.36	116.07	104.00
20	AL	58	MET	N-CA-CB	6.35	122.04	110.60
34	BA	123	C	P-O3'-C3'	-6.35	112.08	119.70
34	BA	1285	G	N3-C2-N2	6.35	124.35	119.90
34	BA	1818	A	O3'-P-O5'	6.35	116.07	104.00
53	BT	88	ARG	NE-CZ-NH2	-6.35	117.12	120.30
85	AA	2225	G	C5-C6-N1	6.35	114.68	111.50
18	AJ	23	ARG	NE-CZ-NH1	6.35	123.48	120.30
34	BA	167	U	C5-C4-O4	6.35	129.71	125.90
34	BA	1001	G	C1'-O4'-C4'	-6.35	104.82	109.90
34	BA	1330	G	C4-N9-C1'	-6.35	118.24	126.50
34	BA	1459	U	P-O5'-C5'	-6.35	110.74	120.90
34	BA	1692	U	O4'-C1'-N1	6.35	113.28	108.20
34	BA	1801	G	O4'-C4'-C3'	-6.35	97.65	104.00
35	BB	845	C	C3'-C2'-C1'	-6.35	96.42	101.50
35	BB	1350	A	C6-N1-C2	-6.35	114.79	118.60
38	BE	51	C	C4'-C3'-C2'	6.35	108.95	102.60
39	BF	12	U	N1-C2-N3	-6.35	111.09	114.90
43	BJ	177	ARG	NE-CZ-NH1	6.35	123.48	120.30
62	Bc	137	HIS	CB-CA-C	-6.35	97.69	110.40
80	Bu	98	ALA	N-CA-CB	-6.35	101.21	110.10
85	AA	327	G	C4'-C3'-O3'	6.35	125.70	113.00
85	AA	684	G	OP2-P-O3'	6.35	119.18	105.20
85	AA	705	G	C1'-O4'-C4'	-6.35	104.82	109.90
85	AA	1267	A	O4'-C1'-N9	6.35	113.28	108.20
85	AA	1579	A	N1-C6-N6	-6.35	114.79	118.60

Continued on next page...

Continued from previous page...

Mol	Chain	Res	Type	Atoms	Z	Observed(°)	Ideal(°)
34	BA	1728	G	N9-C4-C5	-6.35	102.86	105.40
34	BA	1796	A	C3'-C2'-C1'	-6.35	96.42	101.50
35	BB	1251	G	C5-C6-N1	6.35	114.68	111.50
35	BB	1533	U	C2-N1-C1'	6.35	125.32	117.70
41	BH	119	U	C5-C6-N1	-6.35	119.52	122.70
85	AA	189	G	C5-C6-N1	6.35	114.68	111.50
85	AA	767	A	N1-C2-N3	-6.35	126.12	129.30
85	AA	2218	G	N7-C8-N9	-6.35	109.92	113.10
2	A1	46	ARG	NE-CZ-NH1	6.35	123.47	120.30
34	BA	522	C	O4'-C1'-N1	6.35	113.28	108.20
34	BA	645	U	O4'-C1'-N1	6.35	113.28	108.20
34	BA	823	G	N1-C6-O6	-6.35	116.09	119.90
34	BA	1026	C	C5'-C4'-C3'	6.35	126.16	116.00
34	BA	1069	U	P-O3'-C3'	-6.35	112.08	119.70
35	BB	48	G	O4'-C1'-N9	6.35	113.28	108.20
35	BB	494	C	P-O3'-C3'	6.35	127.32	119.70
35	BB	1102	U	C2-N1-C1'	-6.35	110.08	117.70
35	BB	1171	U	P-O5'-C5'	6.35	131.06	120.90
36	BC	10	C	P-O3'-C3'	-6.35	112.08	119.70
36	BC	91	G	N1-C6-O6	-6.35	116.09	119.90
62	Bc	142	ARG	N-CA-C	6.35	128.14	111.00
85	AA	159	G	O4'-C1'-C2'	6.35	113.31	107.60
85	AA	1135	U	C2-N1-C1'	-6.35	110.08	117.70
85	AA	1491	G	C6-N1-C2	-6.35	121.29	125.10
5	A4	47	HIS	CA-CB-CG	-6.35	102.81	113.60
34	BA	1143	U	O5'-C5'-C4'	-6.35	99.64	111.70
34	BA	1495	A	C2'-C3'-O3'	6.35	123.86	113.70
35	BB	1365	G	P-O5'-C5'	-6.35	110.75	120.90
38	BE	64	A	C8-N9-C4	6.35	108.34	105.80
66	Bg	94	ARG	NE-CZ-NH2	-6.35	117.13	120.30
85	AA	1291	A	C5'-C4'-O4'	6.35	116.72	109.10
85	AA	1522	U	C4-C5-C6	-6.35	115.89	119.70
85	AA	1829	C	N3-C2-O2	-6.35	117.46	121.90
85	AA	2044	A	C5'-C4'-C3'	-6.35	105.84	116.00
34	BA	1039	G	C5'-C4'-C3'	-6.35	105.85	116.00
35	BB	420	U	C4'-C3'-C2'	-6.35	96.25	102.60
35	BB	760	C	O4'-C1'-N1	6.35	113.28	108.20
35	BB	1197	G	C8-N9-C4	6.35	108.94	106.40
85	AA	484	G	P-O3'-C3'	-6.35	112.08	119.70
85	AA	936	C	C2-N3-C4	-6.35	116.73	119.90
34	BA	418	G	C3'-C2'-C1'	-6.34	96.42	101.50
34	BA	561	U	OP1-P-OP2	-6.34	110.08	119.60

Continued on next page...

Continued from previous page...

Mol	Chain	Res	Type	Atoms	Z	Observed(°)	Ideal(°)
34	BA	583	G	N3-C2-N2	6.34	124.34	119.90
34	BA	634	U	O4'-C1'-N1	6.34	113.28	108.20
34	BA	1522	G	C1'-O4'-C4'	-6.34	104.82	109.90
34	BA	1774	G	C8-N9-C1'	6.34	135.25	127.00
35	BB	298	G	O4'-C1'-N9	6.34	113.28	108.20
35	BB	954	G	O4'-C1'-N9	6.34	113.28	108.20
38	BE	85	G	O4'-C1'-N9	6.34	113.28	108.20
40	BG	163	G	C2-N3-C4	-6.34	108.73	111.90
41	BH	86	G	N1-C6-O6	6.34	123.71	119.90
52	BS	82	TYR	CB-CG-CD2	-6.34	117.19	121.00
80	Bu	190	ASN	N-CA-CB	6.34	122.02	110.60
85	AA	1095	C	C6-N1-C1'	6.34	128.41	120.80
85	AA	1458	G	C5'-C4'-O4'	-6.34	101.49	109.10
85	AA	1544	G	N9-C1'-C2'	-6.34	105.02	112.00
34	BA	325	A	C2-N3-C4	-6.34	107.43	110.60
34	BA	622	G	N1-C6-O6	6.34	123.71	119.90
35	BB	568	A	C8-N9-C4	6.34	108.34	105.80
35	BB	954	G	C3'-C2'-C1'	-6.34	96.43	101.50
38	BE	47	U	P-O5'-C5'	-6.34	110.75	120.90
39	BF	46	G	O4'-C1'-N9	6.34	113.28	108.20
40	BG	9	G	C4-C5-N7	-6.34	108.26	110.80
85	AA	1210	U	P-O3'-C3'	-6.34	112.09	119.70
85	AA	1365	U	C2-N3-C4	-6.34	123.19	127.00
85	AA	1797	U	C5'-C4'-C3'	-6.34	105.85	116.00
85	AA	2069	A	C3'-C2'-C1'	-6.34	96.43	101.50
31	AX	123	ARG	NE-CZ-NH1	6.34	123.47	120.30
34	BA	492	G	O4'-C1'-N9	6.34	113.27	108.20
34	BA	828	A	O5'-P-OP2	-6.34	99.99	105.70
34	BA	1415	C	C5'-C4'-C3'	-6.34	105.85	116.00
35	BB	546	A	C5-C6-N1	6.34	120.87	117.70
35	BB	1239	A	N1-C6-N6	-6.34	114.80	118.60
65	Bf	410	GLU	C-N-CA	6.34	137.55	121.70
65	Bf	448	ARG	NE-CZ-NH1	6.34	123.47	120.30
85	AA	281	C	P-O5'-C5'	-6.34	110.75	120.90
85	AA	423	G	C5'-C4'-C3'	-6.34	105.86	116.00
85	AA	768	C	C2'-C3'-O3'	6.34	123.85	113.70
85	AA	980	U	P-O5'-C5'	-6.34	110.75	120.90
3	A2	57	ARG	NE-CZ-NH2	-6.34	117.13	120.30
34	BA	137	C	C6-N1-C2	-6.34	117.76	120.30
34	BA	1001	G	C5-C6-N1	6.34	114.67	111.50
34	BA	1203	G	C1'-O4'-C4'	-6.34	104.83	109.90
34	BA	1210	A	C2-N3-C4	6.34	113.77	110.60

Continued on next page...

Continued from previous page...

Mol	Chain	Res	Type	Atoms	Z	Observed(°)	Ideal(°)
35	BB	423	G	C5-C6-N1	6.34	114.67	111.50
37	BD	116	C	C1'-O4'-C4'	-6.34	104.83	109.90
39	BF	62	U	C4'-C3'-C2'	-6.34	96.26	102.60
85	AA	438	G	N9-C1'-C2'	-6.34	105.03	112.00
85	AA	1489	G	N9-C4-C5	-6.34	102.86	105.40
85	AA	1790	G	C5'-C4'-C3'	6.34	126.14	116.00
85	AA	1840	C	O5'-C5'-C4'	-6.34	99.65	111.70
85	AA	1881	C	C1'-O4'-C4'	-6.34	104.83	109.90
85	AA	1916	A	C5'-C4'-C3'	-6.34	105.86	116.00
34	BA	348	U	N3-C2-O2	-6.34	117.76	122.20
34	BA	1545	C	C5-C6-N1	-6.34	117.83	121.00
34	BA	1642	A	C1'-O4'-C4'	-6.34	104.83	109.90
34	BA	1696	G	C5-C6-N1	6.34	114.67	111.50
35	BB	673	C	P-O5'-C5'	6.34	131.04	120.90
35	BB	899	C	N3-C2-O2	-6.34	117.46	121.90
35	BB	1422	G	C6-C5-N7	-6.34	126.60	130.40
36	BC	8	C	C2'-C3'-O3'	6.34	123.84	113.70
36	BC	24	G	C5-C6-O6	-6.34	124.80	128.60
37	BD	93	G	O3'-P-O5'	-6.34	91.96	104.00
39	BF	32	G	C6-N1-C2	-6.34	121.30	125.10
85	AA	1057	G	C1'-O4'-C4'	-6.34	104.83	109.90
85	AA	1261	U	C3'-C2'-C1'	-6.34	96.43	101.50
85	AA	1574	C	O3'-P-O5'	-6.34	91.96	104.00
13	AE	113	TYR	CB-CG-CD1	-6.34	117.20	121.00
34	BA	84	U	C2'-C3'-O3'	6.34	123.84	113.70
34	BA	1295	U	C4'-C3'-O3'	6.34	125.67	113.00
34	BA	1336	U	C4'-C3'-C2'	-6.34	96.26	102.60
34	BA	1589	U	C6-N1-C2	-6.34	117.20	121.00
40	BG	15	G	C4'-C3'-C2'	6.34	108.94	102.60
85	AA	313	A	N9-C4-C5	-6.34	103.27	105.80
2	A1	48	ARG	NE-CZ-NH2	-6.33	117.13	120.30
34	BA	942	G	P-O3'-C3'	-6.33	112.10	119.70
34	BA	1158	A	C3'-C2'-C1'	-6.33	96.43	101.50
34	BA	1488	C	C4-C5-C6	-6.33	114.23	117.40
35	BB	368	C	N1-C2-O2	6.33	122.70	118.90
35	BB	828	G	N3-C2-N2	6.33	124.33	119.90
35	BB	974	C	C6-N1-C1'	-6.33	113.20	120.80
85	AA	213	G	N1-C6-O6	6.33	123.70	119.90
85	AA	260	A	C4-C5-C6	-6.33	113.83	117.00
85	AA	293	A	N1-C6-N6	6.33	122.40	118.60
85	AA	1159	C	C2-N1-C1'	-6.33	111.83	118.80
85	AA	1472	G	C1'-O4'-C4'	-6.33	104.83	109.90

Continued on next page...

Continued from previous page...

Mol	Chain	Res	Type	Atoms	Z	Observed(°)	Ideal(°)
29	AV	17	ARG	N-CA-CB	6.33	122.00	110.60
34	BA	800	G	C5-C6-N1	6.33	114.67	111.50
34	BA	890	G	P-O5'-C5'	-6.33	110.77	120.90
34	BA	983	A	N1-C6-N6	6.33	122.40	118.60
34	BA	1347	G	C4-N9-C1'	-6.33	118.27	126.50
35	BB	373	C	N3-C2-O2	-6.33	117.47	121.90
35	BB	992	C	O4'-C1'-N1	6.33	113.27	108.20
36	BC	22	U	P-O3'-C3'	6.33	127.30	119.70
38	BE	147	G	C4-N9-C1'	-6.33	118.27	126.50
40	BG	171	A	C5'-C4'-O4'	6.33	116.70	109.10
85	AA	82	A	C3'-C2'-C1'	-6.33	96.43	101.50
85	AA	820	G	C2'-C3'-O3'	6.33	123.83	113.70
85	AA	1874	G	C1'-O4'-C4'	-6.33	104.83	109.90
34	BA	624	G	C5-C6-O6	-6.33	124.80	128.60
34	BA	893	U	O4'-C1'-N1	6.33	113.27	108.20
34	BA	1724	G	C6-N1-C2	-6.33	121.30	125.10
35	BB	1215	U	C6-N1-C1'	6.33	130.06	121.20
35	BB	1221	G	C4-C5-C6	-6.33	115.00	118.80
42	BI	191	ARG	NE-CZ-NH1	6.33	123.47	120.30
34	BA	746	C	N1-C2-O2	6.33	122.70	118.90
34	BA	1150	A	N1-C6-N6	-6.33	114.80	118.60
34	BA	1247	G	C8-N9-C4	6.33	108.93	106.40
34	BA	1801	G	O4'-C1'-C2'	6.33	113.30	107.60
35	BB	1408	G	C5-C6-O6	-6.33	124.80	128.60
37	BD	101	A	C5-N7-C8	-6.33	100.73	103.90
76	Bq	30	ARG	NE-CZ-NH1	6.33	123.47	120.30
85	AA	1386	C	O4'-C1'-N1	6.33	113.26	108.20
85	AA	2190	U	C6-N1-C1'	6.33	130.06	121.20
34	BA	33	C	P-O3'-C3'	-6.33	112.11	119.70
34	BA	585	G	C8-N9-C4	-6.33	103.87	106.40
34	BA	862	C	C5-C4-N4	-6.33	115.77	120.20
34	BA	1733	G	C8-N9-C1'	6.33	135.23	127.00
35	BB	478	G	P-O5'-C5'	6.33	131.03	120.90
35	BB	795	A	C8-N9-C1'	6.33	139.09	127.70
38	BE	44	C	O4'-C1'-N1	6.33	113.26	108.20
41	BH	47	G	C1'-O4'-C4'	-6.33	104.84	109.90
85	AA	448	G	N3-C2-N2	6.33	124.33	119.90
85	AA	521	A	C2-N3-C4	-6.33	107.44	110.60
85	AA	698	G	C3'-C2'-C1'	-6.33	96.44	101.50
85	AA	778	C	O4'-C1'-N1	6.33	113.26	108.20
85	AA	1969	A	O4'-C1'-N9	6.33	113.26	108.20
34	BA	897	U	P-O5'-C5'	6.33	131.02	120.90

Continued on next page...

Continued from previous page...

Mol	Chain	Res	Type	Atoms	Z	Observed(°)	Ideal(°)
34	BA	1555	G	C8-N9-C1'	6.33	135.22	127.00
35	BB	517	G	C4-N9-C1'	-6.33	118.28	126.50
38	BE	115	U	C4'-C3'-C2'	-6.33	96.27	102.60
38	BE	170	U	O3'-P-O5'	-6.33	91.98	104.00
85	AA	838	G	N3-C4-C5	-6.33	125.44	128.60
85	AA	1903	G	C4'-C3'-C2'	-6.33	96.27	102.60
34	BA	53	G	C4'-C3'-C2'	6.33	108.93	102.60
34	BA	208	A	C8-N9-C4	-6.33	103.27	105.80
34	BA	287	U	P-O5'-C5'	-6.33	110.78	120.90
34	BA	506	U	P-O3'-C3'	-6.33	112.11	119.70
34	BA	808	U	P-O3'-C3'	-6.33	112.11	119.70
34	BA	926	A	C4-C5-C6	-6.33	113.84	117.00
35	BB	274	U	O4'-C1'-N1	6.33	113.26	108.20
35	BB	598	C	C3'-C2'-C1'	-6.33	96.44	101.50
35	BB	1404	A	C8-N9-C4	6.33	108.33	105.80
41	BH	35	G	C1'-O4'-C4'	-6.33	104.84	109.90
41	BH	101	A	C5'-C4'-C3'	6.33	126.12	116.00
85	AA	854	A	N1-C6-N6	-6.33	114.80	118.60
85	AA	1240	A	N9-C1'-C2'	-6.33	105.04	112.00
85	AA	1863	A	C1'-O4'-C4'	-6.33	104.84	109.90
85	AA	1963	G	N1-C6-O6	6.33	123.70	119.90
85	AA	1985	C	P-O5'-C5'	-6.33	110.78	120.90
85	AA	2136	C	O4'-C1'-N1	6.33	113.26	108.20
34	BA	446	U	P-O3'-C3'	-6.32	112.11	119.70
34	BA	1077	G	O4'-C1'-N9	6.32	113.26	108.20
34	BA	1348	G	C4'-C3'-C2'	-6.32	96.28	102.60
34	BA	1355	G	C5-C6-O6	-6.32	124.81	128.60
35	BB	390	G	P-O3'-C3'	-6.32	112.11	119.70
35	BB	823	G	N9-C1'-C2'	-6.32	105.04	112.00
35	BB	1417	C	C2-N1-C1'	-6.32	111.84	118.80
35	BB	1508	G	C5'-C4'-C3'	6.32	126.12	116.00
37	BD	54	A	P-O3'-C3'	-6.32	112.11	119.70
37	BD	71	G	C5-C6-N1	6.32	114.66	111.50
39	BF	69	A	C8-N9-C4	6.32	108.33	105.80
51	BR	53	ALA	N-CA-CB	6.32	118.95	110.10
61	Bb	35	ALA	N-CA-CB	6.32	118.95	110.10
65	Bf	451	ARG	NE-CZ-NH2	-6.32	117.14	120.30
83	Bx	110	TYR	CA-CB-CG	-6.32	101.39	113.40
85	AA	398	U	C2-N3-C4	-6.32	123.21	127.00
34	BA	99	G	C8-N9-C4	-6.32	103.87	106.40
34	BA	940	C	C6-N1-C2	-6.32	117.77	120.30
34	BA	1535	G	C5-C6-N1	6.32	114.66	111.50

Continued on next page...

Continued from previous page...

Mol	Chain	Res	Type	Atoms	Z	Observed(°)	Ideal(°)
85	AA	360	C	C4'-C3'-C2'	6.32	108.92	102.60
85	AA	1903	G	O4'-C1'-N9	6.32	113.26	108.20
85	AA	2122	A	C8-N9-C1'	6.32	139.08	127.70
85	AA	2201	A	N9-C1'-C2'	-6.32	105.05	112.00
34	BA	855	C	C6-N1-C1'	-6.32	113.22	120.80
34	BA	1107	A	O4'-C1'-N9	6.32	113.26	108.20
34	BA	1193	A	P-O3'-C3'	6.32	127.28	119.70
34	BA	1489	U	O4'-C1'-N1	6.32	113.26	108.20
34	BA	1728	G	N9-C1'-C2'	-6.32	105.05	112.00
34	BA	1736	A	O3'-P-O5'	-6.32	91.99	104.00
35	BB	816	U	O3'-P-O5'	-6.32	91.99	104.00
35	BB	1015	U	C2-N3-C4	-6.32	123.21	127.00
36	BC	35	C	O4'-C1'-N1	6.32	113.26	108.20
85	AA	378	A	C5-C6-N1	6.32	120.86	117.70
85	AA	1450	U	N3-C4-C5	6.32	118.39	114.60
85	AA	2214	A	C1'-O4'-C4'	-6.32	104.84	109.90
86	AB	31	A	P-O3'-C3'	6.32	127.28	119.70
34	BA	754	G	C5-C6-N1	6.32	114.66	111.50
34	BA	1605	G	O5'-P-OP1	6.32	118.28	110.70
35	BB	503	G	P-O5'-C5'	-6.32	110.79	120.90
35	BB	957	A	O4'-C4'-C3'	-6.32	97.68	104.00
38	BE	200	A	C5-C6-N6	-6.32	118.64	123.70
85	AA	17	C	C5'-C4'-C3'	-6.32	105.89	116.00
85	AA	1022	G	C8-N9-C4	-6.32	103.87	106.40
85	AA	1293	U	P-O5'-C5'	6.32	131.01	120.90
85	AA	2103	C	C5'-C4'-C3'	-6.32	105.89	116.00
34	BA	344	G	P-O3'-C3'	6.32	127.28	119.70
34	BA	753	G	N1-C6-O6	6.32	123.69	119.90
34	BA	854	A	N1-C6-N6	6.32	122.39	118.60
34	BA	958	G	O3'-P-O5'	6.32	116.00	104.00
34	BA	1721	U	C5-C4-O4	6.32	129.69	125.90
35	BB	1354	C	C5'-C4'-C3'	-6.32	105.89	116.00
39	BF	2	G	O4'-C1'-N9	6.32	113.25	108.20
45	BL	130	TYR	CB-CG-CD1	6.32	124.79	121.00
85	AA	35	U	C1'-O4'-C4'	-6.32	104.85	109.90
85	AA	1205	U	C2-N3-C4	-6.32	123.21	127.00
85	AA	1557	U	C2-N1-C1'	-6.32	110.12	117.70
85	AA	1894	G	N1-C6-O6	6.32	123.69	119.90
24	AQ	56	ARG	NE-CZ-NH1	6.32	123.46	120.30
31	AX	116	ARG	NE-CZ-NH1	6.32	123.46	120.30
34	BA	379	C	P-O5'-C5'	6.32	131.01	120.90
34	BA	565	U	C1'-O4'-C4'	-6.32	104.85	109.90

Continued on next page...

Continued from previous page...

Mol	Chain	Res	Type	Atoms	Z	Observed(°)	Ideal(°)
34	BA	965	A	O4'-C1'-N9	6.32	113.25	108.20
34	BA	1200	U	N3-C4-O4	6.32	123.82	119.40
34	BA	1637	G	N1-C6-O6	-6.32	116.11	119.90
34	BA	1679	C	C6-N1-C2	-6.32	117.77	120.30
35	BB	366	G	P-O5'-C5'	-6.32	110.80	120.90
35	BB	833	G	C6-N1-C2	-6.32	121.31	125.10
35	BB	864	U	C5'-C4'-C3'	-6.32	105.89	116.00
35	BB	1291	G	N1-C6-O6	-6.32	116.11	119.90
38	BE	72	C	C2-N3-C4	-6.32	116.74	119.90
40	BG	9	G	C4'-C3'-O3'	-6.32	96.14	109.40
57	BX	65	THR	N-CA-CB	6.32	122.30	110.30
85	AA	337	C	C3'-C2'-C1'	-6.32	96.45	101.50
85	AA	528	U	C2-N3-C4	-6.32	123.21	127.00
85	AA	1564	U	O4'-C1'-N1	6.32	113.25	108.20
85	AA	2056	C	N3-C2-O2	-6.32	117.48	121.90
34	BA	210	G	C5-C6-N1	6.31	114.66	111.50
35	BB	922	C	O4'-C1'-N1	6.31	113.25	108.20
37	BD	32	A	O4'-C1'-C2'	6.31	113.28	107.60
85	AA	544	A	C8-N9-C4	6.31	108.33	105.80
85	AA	736	U	O4'-C4'-C3'	-6.31	97.69	104.00
85	AA	863	C	C5'-C4'-C3'	-6.31	105.90	116.00
34	BA	512	U	C5'-C4'-O4'	6.31	116.67	109.10
34	BA	736	G	C4-C5-N7	6.31	113.33	110.80
34	BA	1459	U	P-O3'-C3'	6.31	127.28	119.70
34	BA	1737	A	C4'-C3'-C2'	-6.31	96.29	102.60
34	BA	1774	G	C4-N9-C1'	-6.31	118.29	126.50
35	BB	967	G	C1'-O4'-C4'	-6.31	104.85	109.90
35	BB	1156	U	C6-N1-C2	-6.31	117.21	121.00
35	BB	1185	G	C6-N1-C2	-6.31	121.31	125.10
35	BB	1246	C	C3'-C2'-C1'	-6.31	96.45	101.50
74	Bo	69	TYR	CB-CG-CD2	-6.31	117.21	121.00
85	AA	442	G	C1'-O4'-C4'	-6.31	104.85	109.90
85	AA	1117	G	O4'-C1'-N9	6.31	113.25	108.20
85	AA	1139	G	P-O5'-C5'	-6.31	110.80	120.90
85	AA	1200	A	O3'-P-O5'	6.31	115.99	104.00
85	AA	1935	G	N1-C6-O6	6.31	123.69	119.90
85	AA	2038	C	C6-N1-C2	-6.31	117.78	120.30
34	BA	739	A	N9-C1'-C2'	6.31	122.20	114.00
34	BA	1485	U	C2-N3-C4	-6.31	123.21	127.00
34	BA	1739	G	C1'-O4'-C4'	-6.31	104.85	109.90
34	BA	1792	U	C5'-C4'-C3'	6.31	126.10	116.00
35	BB	133	G	C5'-C4'-C3'	-6.31	105.90	116.00

Continued on next page...

Continued from previous page...

Mol	Chain	Res	Type	Atoms	Z	Observed(°)	Ideal(°)
37	BD	110	G	C5'-C4'-C3'	6.31	126.10	116.00
85	AA	658	C	C1'-O4'-C4'	-6.31	104.85	109.90
85	AA	785	C	C2'-C3'-O3'	6.31	123.80	113.70
85	AA	939	A	C3'-C2'-C1'	-6.31	96.45	101.50
85	AA	2195	A	N9-C1'-C2'	-6.31	105.06	112.00
20	AL	33	ARG	NE-CZ-NH1	6.31	123.45	120.30
34	BA	138	C	C5'-C4'-O4'	6.31	116.67	109.10
34	BA	519	G	C8-N9-C1'	-6.31	118.80	127.00
34	BA	1078	U	C6-N1-C2	-6.31	117.22	121.00
35	BB	373	C	C6-N1-C2	-6.31	117.78	120.30
35	BB	621	C	C1'-O4'-C4'	-6.31	104.85	109.90
35	BB	701	U	C3'-C2'-C1'	-6.31	96.45	101.50
36	BC	151	G	C4-N9-C1'	-6.31	118.30	126.50
50	BQ	211	ARG	NE-CZ-NH1	6.31	123.45	120.30
82	Bw	164	TYR	CA-CB-CG	-6.31	101.41	113.40
85	AA	1303	U	C2-N1-C1'	6.31	125.27	117.70
85	AA	1676	G	N9-C4-C5	6.31	107.92	105.40
34	BA	25	C	C2-N3-C4	-6.31	116.75	119.90
34	BA	233	U	C2-N1-C1'	-6.31	110.13	117.70
34	BA	806	U	C2-N3-C4	-6.31	123.22	127.00
35	BB	381	C	C5'-C4'-C3'	6.31	126.09	116.00
35	BB	453	C	C2-N3-C4	-6.31	116.75	119.90
35	BB	539	G	C5-C6-O6	-6.31	124.82	128.60
35	BB	986	C	P-O3'-C3'	6.31	127.27	119.70
35	BB	1222	A	C3'-C2'-C1'	-6.31	96.45	101.50
35	BB	1281	G	P-O3'-C3'	-6.31	112.13	119.70
41	BH	22	A	C8-N9-C4	6.31	108.32	105.80
59	BZ	67	VAL	CB-CA-C	-6.31	99.42	111.40
85	AA	717	G	N3-C2-N2	6.31	124.32	119.90
85	AA	1372	C	P-O5'-C5'	6.31	130.99	120.90
85	AA	1573	A	C2-N3-C4	-6.31	107.45	110.60
85	AA	1731	G	P-O3'-C3'	-6.31	112.13	119.70
85	AA	2050	C	P-O3'-C3'	6.31	127.27	119.70
34	BA	120	A	P-O3'-C3'	6.31	127.27	119.70
34	BA	159	U	N1-C1'-C2'	-6.31	105.06	112.00
34	BA	288	U	P-O3'-C3'	-6.31	112.13	119.70
35	BB	1406	C	O4'-C1'-N1	6.31	113.25	108.20
36	BC	116	C	N1-C2-O2	6.31	122.68	118.90
45	BL	124	ASP	CA-CB-CG	-6.31	99.53	113.40
85	AA	443	A	O4'-C1'-C2'	6.31	113.28	107.60
85	AA	639	C	P-O5'-C5'	-6.31	110.81	120.90
85	AA	805	A	P-O5'-C5'	6.31	130.99	120.90

Continued on next page...

Continued from previous page...

Mol	Chain	Res	Type	Atoms	Z	Observed(°)	Ideal(°)
85	AA	835	C	C3'-C2'-C1'	-6.31	96.45	101.50
85	AA	977	U	C3'-C2'-C1'	-6.31	96.45	101.50
85	AA	1818	C	O4'-C1'-N1	6.31	113.25	108.20
34	BA	84	U	C6-N1-C2	-6.30	117.22	121.00
34	BA	561	U	N3-C4-O4	6.30	123.81	119.40
34	BA	1655	G	C5-C6-N1	6.30	114.65	111.50
38	BE	32	U	O4'-C4'-C3'	6.30	111.14	106.10
85	AA	2165	C	O4'-C1'-N1	6.30	113.24	108.20
85	AA	2189	U	C5'-C4'-O4'	6.30	116.67	109.10
35	BB	1444	U	C5'-C4'-C3'	-6.30	105.92	116.00
85	AA	572	G	P-O5'-C5'	-6.30	110.81	120.90
21	AM	125	ARG	CD-NE-CZ	-6.30	114.78	123.60
34	BA	718	U	N1-C1'-C2'	-6.30	105.07	112.00
34	BA	1289	C	C4'-C3'-C2'	-6.30	96.30	102.60
35	BB	1231	U	O3'-P-O5'	6.30	115.97	104.00
35	BB	1523	U	C5'-C4'-C3'	-6.30	105.92	116.00
37	BD	80	G	C8-N9-C4	6.30	108.92	106.40
38	BE	192	A	N1-C6-N6	-6.30	114.82	118.60
85	AA	979	U	C2-N3-C4	-6.30	123.22	127.00
85	AA	1409	U	O4'-C1'-N1	6.30	113.24	108.20
85	AA	2133	A	C8-N9-C4	6.30	108.32	105.80
34	BA	321	G	C8-N9-C1'	6.30	135.19	127.00
34	BA	590	U	C2-N1-C1'	-6.30	110.14	117.70
34	BA	992	A	C4'-C3'-C2'	6.30	108.90	102.60
34	BA	1308	C	O5'-P-OP2	-6.30	100.03	105.70
85	AA	44	C	C2'-C3'-O3'	6.30	123.78	113.70
85	AA	272	C	C3'-C2'-C1'	-6.30	96.46	101.50
85	AA	478	U	C5-C6-N1	-6.30	119.55	122.70
85	AA	713	G	P-O3'-C3'	-6.30	112.14	119.70
85	AA	983	A	O3'-P-O5'	-6.30	92.03	104.00
30	AW	5	ASP	N-CA-C	6.30	128.00	111.00
34	BA	180	G	C8-N9-C4	-6.30	103.88	106.40
35	BB	72	G	C1'-O4'-C4'	-6.30	104.86	109.90
35	BB	857	G	C5'-C4'-C3'	-6.30	105.92	116.00
35	BB	1396	G	C8-N9-C4	6.30	108.92	106.40
38	BE	114	G	C5'-C4'-O4'	6.30	116.66	109.10
34	BA	299	C	O4'-C1'-N1	6.30	113.24	108.20
34	BA	1099	U	P-O3'-C3'	-6.30	112.14	119.70
34	BA	1509	U	N3-C2-O2	-6.30	117.79	122.20
34	BA	1696	G	O3'-P-O5'	6.30	115.96	104.00
34	BA	1708	A	C8-N9-C4	6.30	108.32	105.80
35	BB	140	U	O4'-C1'-N1	6.30	113.24	108.20

Continued on next page...

Continued from previous page...

Mol	Chain	Res	Type	Atoms	Z	Observed(°)	Ideal(°)
35	BB	449	C	N3-C4-N4	-6.30	113.59	118.00
35	BB	1109	A	P-O3'-C3'	-6.30	112.14	119.70
38	BE	38	C	C5'-C4'-C3'	-6.30	105.93	116.00
40	BG	45	G	C1'-O4'-C4'	-6.30	104.86	109.90
84	By	24	VAL	CB-CA-C	-6.30	99.44	111.40
85	AA	869	A	C5-N7-C8	-6.30	100.75	103.90
85	AA	1459	C	N1-C2-N3	6.30	123.61	119.20
85	AA	1716	U	N3-C2-O2	-6.30	117.79	122.20
85	AA	1816	C	N1-C2-O2	6.30	122.68	118.90
85	AA	1917	G	O4'-C1'-N9	6.30	113.24	108.20
85	AA	1955	U	N3-C2-O2	-6.30	117.79	122.20
34	BA	1173	C	P-O5'-C5'	6.29	130.97	120.90
34	BA	1446	G	N1-C6-O6	-6.29	116.12	119.90
35	BB	807	U	C6-N1-C1'	6.29	130.01	121.20
38	BE	77	C	C2-N1-C1'	6.29	125.72	118.80
41	BH	39	G	C2-N3-C4	6.29	115.05	111.90
85	AA	204	U	O4'-C1'-N1	6.29	113.24	108.20
85	AA	785	C	C4'-C3'-C2'	6.29	108.89	102.60
85	AA	887	A	O4'-C1'-N9	6.29	113.24	108.20
6	A5	180	ARG	NE-CZ-NH1	6.29	123.45	120.30
34	BA	265	A	O5'-C5'-C4'	-6.29	99.74	111.70
34	BA	691	A	O3'-P-O5'	6.29	115.96	104.00
34	BA	1484	A	C5'-C4'-C3'	6.29	126.07	116.00
35	BB	642	G	C3'-C2'-C1'	-6.29	96.47	101.50
35	BB	1514	G	C1'-O4'-C4'	-6.29	104.87	109.90
40	BG	145	C	P-O5'-C5'	-6.29	110.83	120.90
85	AA	47	A	C5'-C4'-O4'	6.29	116.65	109.10
85	AA	589	A	C8-N9-C4	-6.29	103.28	105.80
85	AA	1157	U	C2-N1-C1'	-6.29	110.15	117.70
34	BA	485	C	O3'-P-O5'	6.29	115.95	104.00
34	BA	1335	A	C3'-C2'-C1'	-6.29	96.47	101.50
34	BA	1561	C	C2-N3-C4	-6.29	116.75	119.90
34	BA	1694	C	C2-N1-C1'	-6.29	111.88	118.80
34	BA	1733	G	N9-C1'-C2'	-6.29	105.08	112.00
35	BB	24	C	C3'-C2'-C1'	-6.29	96.47	101.50
35	BB	314	A	C5-C6-N6	-6.29	118.67	123.70
35	BB	1014	U	C2-N1-C1'	-6.29	110.15	117.70
35	BB	1251	G	N9-C4-C5	-6.29	102.88	105.40
35	BB	1520	C	P-O3'-C3'	6.29	127.25	119.70
49	BP	102	PHE	CB-CG-CD2	-6.29	116.40	120.80
68	Bi	62	ARG	NE-CZ-NH2	-6.29	117.15	120.30
85	AA	414	C	N1-C2-N3	6.29	123.60	119.20

Continued on next page...

Continued from previous page...

Mol	Chain	Res	Type	Atoms	Z	Observed(°)	Ideal(°)
85	AA	962	U	C1'-O4'-C4'	-6.29	104.87	109.90
85	AA	1191	G	O4'-C1'-N9	6.29	113.23	108.20
35	BB	870	C	N3-C4-C5	-6.29	119.38	121.90
85	AA	47	A	C8-N9-C1'	-6.29	116.38	127.70
85	AA	718	C	N3-C2-O2	-6.29	117.50	121.90
34	BA	195	G	N1-C6-O6	-6.29	116.13	119.90
34	BA	1367	G	C5'-C4'-O4'	6.29	116.65	109.10
34	BA	1499	A	C4-N9-C1'	-6.29	114.98	126.30
34	BA	1550	G	P-O3'-C3'	6.29	127.25	119.70
34	BA	1751	C	O4'-C1'-N1	6.29	113.23	108.20
35	BB	130	G	C4-N9-C1'	-6.29	118.33	126.50
35	BB	791	A	C8-N9-C4	-6.29	103.28	105.80
35	BB	1347	C	C5'-C4'-C3'	-6.29	105.94	116.00
37	BD	45	U	C2-N3-C4	6.29	130.77	127.00
37	BD	71	G	C4'-C3'-C2'	-6.29	96.31	102.60
38	BE	20	C	OP1-P-OP2	-6.29	110.17	119.60
85	AA	112	A	C8-N9-C4	6.29	108.31	105.80
85	AA	811	A	P-O5'-C5'	6.29	130.96	120.90
85	AA	1506	U	N1-C2-N3	6.29	118.67	114.90
85	AA	1691	U	O4'-C1'-N1	6.29	113.23	108.20
85	AA	2147	A	P-O3'-C3'	-6.29	112.15	119.70
85	AA	2155	U	C2'-C3'-O3'	6.29	123.76	113.70
85	AA	2196	G	O5'-C5'-C4'	-6.29	99.75	111.70
34	BA	68	A	C2-N3-C4	-6.29	107.46	110.60
34	BA	290	G	C1'-O4'-C4'	-6.29	104.87	109.90
34	BA	909	G	C8-N9-C4	6.29	108.92	106.40
34	BA	1271	C	P-O3'-C3'	-6.29	112.16	119.70
34	BA	1519	G	C5'-C4'-C3'	-6.29	105.94	116.00
35	BB	426	A	P-O5'-C5'	6.29	130.96	120.90
35	BB	431	U	C5'-C4'-O4'	6.29	116.64	109.10
35	BB	804	U	C6-N1-C2	-6.29	117.23	121.00
74	Bo	48	ARG	NE-CZ-NH1	6.29	123.44	120.30
85	AA	127	U	C5'-C4'-O4'	6.29	116.64	109.10
85	AA	1995	U	N3-C4-O4	-6.29	115.00	119.40
34	BA	602	G	O4'-C1'-N9	6.29	113.23	108.20
34	BA	673	U	C5'-C4'-O4'	-6.29	101.56	109.10
34	BA	1058	C	C2-N3-C4	-6.29	116.76	119.90
34	BA	1491	U	C5-C4-O4	6.29	129.67	125.90
34	BA	1782	C	N3-C2-O2	-6.29	117.50	121.90
35	BB	440	U	N1-C2-N3	6.29	118.67	114.90
35	BB	627	G	C3'-C2'-C1'	6.29	106.53	101.50
35	BB	743	C	C2-N3-C4	-6.29	116.76	119.90

Continued on next page...

Continued from previous page...

Mol	Chain	Res	Type	Atoms	Z	Observed(°)	Ideal(°)
35	BB	1272	G	C5-C6-O6	-6.29	124.83	128.60
35	BB	1438	U	C4-C5-C6	-6.29	115.93	119.70
53	BT	136	ARG	N-CA-CB	-6.29	99.29	110.60
58	BY	61	ARG	NE-CZ-NH1	6.29	123.44	120.30
67	Bh	91	HIS	CA-CB-CG	-6.29	102.92	113.60
85	AA	796	U	P-O3'-C3'	6.29	127.24	119.70
85	AA	1594	G	C5'-C4'-C3'	-6.29	105.94	116.00
85	AA	2047	U	C5'-C4'-C3'	-6.29	105.94	116.00
85	AA	2177	C	O4'-C1'-N1	6.29	113.23	108.20
85	AA	2187	G	C8-N9-C4	6.29	108.91	106.40
35	BB	635	A	O3'-P-O5'	6.28	115.94	104.00
35	BB	1098	G	N1-C6-O6	-6.28	116.13	119.90
36	BC	27	U	C6-N1-C2	-6.28	117.23	121.00
38	BE	26	G	C3'-C2'-C1'	-6.28	96.47	101.50
40	BG	11	G	C8-N9-C4	-6.28	103.89	106.40
41	BH	9	C	C6-N1-C1'	-6.28	113.26	120.80
42	BI	71	MET	N-CA-CB	-6.28	99.29	110.60
59	BZ	14	ARG	NE-CZ-NH1	6.28	123.44	120.30
85	AA	1190	G	C8-N9-C1'	6.28	135.17	127.00
85	AA	1900	C	C2-N1-C1'	-6.28	111.89	118.80
85	AA	1978	G	C5-C6-N1	6.28	114.64	111.50
85	AA	2069	A	C5'-C4'-O4'	6.28	116.64	109.10
85	AA	2075	C	C1'-O4'-C4'	-6.28	104.87	109.90
34	BA	255	G	C8-N9-C1'	6.28	135.17	127.00
34	BA	321	G	C1'-O4'-C4'	-6.28	104.88	109.90
34	BA	1177	C	N3-C4-N4	6.28	122.40	118.00
34	BA	1222	C	N3-C4-N4	6.28	122.40	118.00
34	BA	1721	U	C5-C6-N1	-6.28	119.56	122.70
35	BB	1293	C	N3-C2-O2	-6.28	117.50	121.90
66	Bg	20	THR	N-CA-CB	6.28	122.23	110.30
85	AA	145	C	P-O3'-C3'	-6.28	112.16	119.70
85	AA	1675	U	P-O3'-C3'	-6.28	112.16	119.70
34	BA	267	G	C5-C6-O6	-6.28	124.83	128.60
34	BA	1513	G	N1-C6-O6	-6.28	116.13	119.90
35	BB	465	C	O4'-C1'-N1	6.28	113.22	108.20
35	BB	679	G	N1-C2-N2	-6.28	110.55	116.20
35	BB	1199	A	N1-C2-N3	-6.28	126.16	129.30
35	BB	1257	A	C5-C6-N6	-6.28	118.67	123.70
35	BB	1454	G	C1'-O4'-C4'	-6.28	104.88	109.90
36	BC	16	A	C1'-O4'-C4'	-6.28	104.88	109.90
85	AA	889	G	P-O5'-C5'	6.28	130.95	120.90
85	AA	1033	C	O4'-C1'-N1	6.28	113.22	108.20

Continued on next page...

Continued from previous page...

Mol	Chain	Res	Type	Atoms	Z	Observed(°)	Ideal(°)
85	AA	1995	U	O4'-C1'-N1	6.28	113.22	108.20
34	BA	277	A	N1-C6-N6	-6.28	114.83	118.60
34	BA	729	C	N1-C2-O2	6.28	122.67	118.90
34	BA	816	G	C4'-C3'-C2'	6.28	108.88	102.60
34	BA	941	G	N9-C4-C5	-6.28	102.89	105.40
34	BA	951	C	P-O3'-C3'	-6.28	112.17	119.70
34	BA	1157	A	N9-C1'-C2'	-6.28	105.09	112.00
34	BA	1475	G	N9-C1'-C2'	-6.28	105.09	112.00
34	BA	1511	C	C4'-C3'-C2'	6.28	108.88	102.60
36	BC	17	U	N1-C2-N3	-6.28	111.13	114.90
53	BT	3	SER	N-CA-CB	6.28	119.92	110.50
64	Be	204	ARG	NE-CZ-NH1	6.28	123.44	120.30
85	AA	472	A	C8-N9-C4	-6.28	103.29	105.80
85	AA	1150	G	C5-C6-O6	-6.28	124.83	128.60
85	AA	1348	C	C6-N1-C2	-6.28	117.79	120.30
13	AE	71	ASP	CB-CG-OD2	-6.28	112.65	118.30
34	BA	106	U	C3'-C2'-C1'	-6.28	96.48	101.50
34	BA	433	G	O5'-C5'-C4'	6.28	123.63	111.70
34	BA	1014	A	C5-C6-N6	6.28	128.72	123.70
34	BA	1725	U	P-O5'-C5'	-6.28	110.86	120.90
34	BA	1758	C	O4'-C1'-N1	6.28	113.22	108.20
34	BA	1793	G	N3-C2-N2	-6.28	115.51	119.90
35	BB	27	C	O4'-C1'-N1	6.28	113.22	108.20
35	BB	112	G	N3-C4-C5	-6.28	125.46	128.60
35	BB	524	C	C5'-C4'-O4'	6.28	116.63	109.10
35	BB	693	U	C1'-O4'-C4'	-6.28	104.88	109.90
35	BB	746	A	C1'-O4'-C4'	-6.28	104.88	109.90
35	BB	798	A	OP1-P-OP2	-6.28	110.18	119.60
35	BB	1527	A	C5'-C4'-C3'	-6.28	105.96	116.00
36	BC	7	U	P-O5'-C5'	-6.28	110.86	120.90
37	BD	16	U	C2-N1-C1'	-6.28	110.17	117.70
38	BE	120	C	O4'-C1'-N1	6.28	113.22	108.20
41	BH	49	C	C3'-C2'-C1'	-6.28	96.48	101.50
65	Bf	193	GLY	N-CA-C	-6.28	97.41	113.10
75	Bp	17	ARG	NE-CZ-NH1	6.28	123.44	120.30
85	AA	158	C	C5'-C4'-C3'	-6.28	105.95	116.00
85	AA	1492	U	N1-C1'-C2'	-6.28	105.09	112.00
34	BA	210	G	N1-C6-O6	-6.28	116.14	119.90
34	BA	626	G	N3-C4-C5	-6.28	125.46	128.60
34	BA	649	A	P-O3'-C3'	-6.28	112.17	119.70
34	BA	1697	U	N3-C2-O2	6.28	126.59	122.20
35	BB	1517	G	P-O3'-C3'	-6.28	112.17	119.70

Continued on next page...

Continued from previous page...

Mol	Chain	Res	Type	Atoms	Z	Observed(°)	Ideal(°)
36	BC	89	U	O5'-C5'-C4'	-6.28	99.78	111.70
36	BC	140	U	C6-N1-C1'	-6.28	112.42	121.20
40	BG	166	C	O4'-C1'-N1	6.28	113.22	108.20
77	Br	225	LEU	N-CA-C	-6.28	94.05	111.00
85	AA	548	G	C1'-O4'-C4'	-6.28	104.88	109.90
85	AA	1160	U	P-O3'-C3'	6.28	127.23	119.70
34	BA	575	U	OP2-P-O3'	6.27	119.00	105.20
34	BA	682	A	P-O5'-C5'	-6.27	110.86	120.90
34	BA	1202	G	C5'-C4'-O4'	6.27	116.63	109.10
34	BA	1333	G	N9-C1'-C2'	-6.27	105.10	112.00
34	BA	1347	G	C8-N9-C1'	6.27	135.16	127.00
35	BB	894	A	O3'-P-O5'	6.27	115.92	104.00
35	BB	1548	C	C6-N1-C1'	6.27	128.33	120.80
36	BC	139	A	C5'-C4'-O4'	-6.27	101.57	109.10
37	BD	45	U	C3'-C2'-C1'	-6.27	96.48	101.50
85	AA	962	U	N1-C1'-C2'	-6.27	105.10	112.00
34	BA	477	C	O4'-C1'-N1	6.27	113.22	108.20
34	BA	810	A	O4'-C1'-N9	6.27	113.22	108.20
34	BA	1425	G	O4'-C1'-C2'	-6.27	99.53	105.80
34	BA	1660	A	P-O3'-C3'	-6.27	112.17	119.70
35	BB	448	G	C6-N1-C2	-6.27	121.34	125.10
35	BB	479	U	C6-N1-C1'	6.27	129.98	121.20
35	BB	1228	A	O5'-C5'-C4'	6.27	123.62	111.70
35	BB	1475	U	OP1-P-OP2	-6.27	110.19	119.60
36	BC	74	U	O4'-C1'-N1	6.27	113.22	108.20
37	BD	48	G	C2-N3-C4	-6.27	108.76	111.90
37	BD	92	G	C6-N1-C2	-6.27	121.34	125.10
62	Bc	21	LYS	N-CA-CB	-6.27	99.31	110.60
77	Br	195	MET	CA-CB-CG	6.27	123.97	113.30
85	AA	314	C	C5'-C4'-C3'	6.27	126.04	116.00
34	BA	869	C	N3-C2-O2	-6.27	117.51	121.90
35	BB	879	G	OP1-P-OP2	-6.27	110.19	119.60
36	BC	44	A	C6-N1-C2	-6.27	114.84	118.60
85	AA	744	C	C2-N1-C1'	6.27	125.70	118.80
85	AA	1916	A	N3-C4-C5	6.27	131.19	126.80
85	AA	2067	A	P-O5'-C5'	-6.27	110.87	120.90
15	AG	32	ASP	CA-CB-CG	-6.27	99.61	113.40
34	BA	128	C	C6-N1-C2	-6.27	117.79	120.30
34	BA	683	C	C5'-C4'-O4'	-6.27	101.58	109.10
34	BA	1215	U	O5'-C5'-C4'	-6.27	99.79	111.70
34	BA	1262	A	N7-C8-N9	-6.27	110.67	113.80
34	BA	1447	C	C1'-O4'-C4'	-6.27	104.88	109.90

Continued on next page...

Continued from previous page...

Mol	Chain	Res	Type	Atoms	Z	Observed(°)	Ideal(°)
34	BA	1674	G	C4-N9-C1'	6.27	134.65	126.50
35	BB	59	U	O5'-C5'-C4'	-6.27	99.79	111.70
35	BB	1237	C	O4'-C1'-C2'	6.27	113.24	107.60
35	BB	1520	C	C4'-C3'-C2'	-6.27	96.33	102.60
38	BE	59	U	P-O3'-C3'	-6.27	112.18	119.70
62	Bc	78	LYS	CG-CD-CE	6.27	130.71	111.90
85	AA	365	G	N7-C8-N9	-6.27	109.97	113.10
85	AA	1503	G	O4'-C1'-C2'	6.27	113.24	107.60
85	AA	1609	U	C4'-C3'-C2'	-6.27	96.33	102.60
85	AA	2228	G	C6-N1-C2	-6.27	121.34	125.10
86	AB	41	C	O4'-C1'-N1	6.27	113.22	108.20
34	BA	761	U	N3-C2-O2	-6.27	117.81	122.20
34	BA	974	G	P-O3'-C3'	-6.27	112.18	119.70
34	BA	1344	G	C5-C6-O6	-6.27	124.84	128.60
35	BB	662	G	N3-C2-N2	6.27	124.29	119.90
35	BB	1299	G	C5-N7-C8	-6.27	101.17	104.30
35	BB	1387	C	N3-C4-N4	-6.27	113.61	118.00
38	BE	140	G	C5-C6-N1	6.27	114.63	111.50
39	BF	11	C	C5'-C4'-O4'	6.27	116.62	109.10
39	BF	53	G	C3'-C2'-C1'	-6.27	96.49	101.50
40	BG	94	G	C5'-C4'-C3'	6.27	126.03	116.00
34	BA	335	C	O5'-C5'-C4'	-6.27	99.80	111.70
34	BA	658	C	C2-N1-C1'	-6.27	111.91	118.80
34	BA	984	U	C5-C6-N1	-6.27	119.57	122.70
34	BA	1011	G	C8-N9-C1'	6.27	135.15	127.00
34	BA	1172	C	C6-N1-C1'	6.27	128.32	120.80
85	AA	2042	G	C8-N9-C4	6.27	108.91	106.40
20	AL	108	MET	CA-CB-CG	6.26	123.95	113.30
34	BA	405	C	C2-N1-C1'	-6.26	111.91	118.80
34	BA	784	C	N1-C2-O2	6.26	122.66	118.90
34	BA	867	C	C2-N3-C4	-6.26	116.77	119.90
34	BA	1206	C	C6-N1-C1'	-6.26	113.28	120.80
34	BA	1286	C	P-O3'-C3'	-6.26	112.18	119.70
35	BB	710	A	P-O3'-C3'	-6.26	112.18	119.70
38	BE	144	A	N1-C6-N6	-6.26	114.84	118.60
75	Bp	69	VAL	CA-CB-CG2	-6.26	101.50	110.90
85	AA	320	U	P-O3'-C3'	-6.26	112.18	119.70
85	AA	340	G	C1'-O4'-C4'	-6.26	104.89	109.90
85	AA	764	U	O3'-P-O5'	6.26	115.90	104.00
85	AA	858	G	C1'-O4'-C4'	-6.26	104.89	109.90
85	AA	1727	U	C2-N1-C1'	-6.26	110.18	117.70
34	BA	768	G	OP2-P-O3'	6.26	118.98	105.20

Continued on next page...

Continued from previous page...

Mol	Chain	Res	Type	Atoms	Z	Observed(°)	Ideal(°)
34	BA	1106	A	P-O5'-C5'	6.26	130.92	120.90
34	BA	1505	G	C8-N9-C1'	-6.26	118.86	127.00
34	BA	1622	U	P-O3'-C3'	-6.26	112.19	119.70
35	BB	313	C	C6-N1-C2	-6.26	117.80	120.30
34	BA	305	C	N1-C1'-C2'	-6.26	105.11	112.00
34	BA	371	U	C5-C6-N1	-6.26	119.57	122.70
34	BA	589	A	C3'-C2'-C1'	-6.26	96.49	101.50
34	BA	739	A	O3'-P-O5'	6.26	115.90	104.00
34	BA	767	U	O4'-C1'-N1	6.26	113.21	108.20
34	BA	922	C	C3'-C2'-C1'	-6.26	96.49	101.50
34	BA	922	C	P-O5'-C5'	-6.26	110.88	120.90
34	BA	1218	G	N3-C4-C5	-6.26	125.47	128.60
34	BA	1332	U	N1-C1'-C2'	-6.26	105.11	112.00
35	BB	843	G	N9-C1'-C2'	-6.26	105.11	112.00
35	BB	1187	G	O4'-C1'-N9	6.26	113.21	108.20
35	BB	1429	A	P-O3'-C3'	-6.26	112.19	119.70
35	BB	1461	C	N3-C4-N4	6.26	122.38	118.00
35	BB	1521	G	C6-N1-C2	-6.26	121.34	125.10
35	BB	1538	G	N9-C1'-C2'	-6.26	105.11	112.00
36	BC	19	A	C3'-C2'-C1'	6.26	106.51	101.50
36	BC	72	A	C5'-C4'-C3'	-6.26	105.98	116.00
36	BC	111	C	N3-C4-N4	6.26	122.38	118.00
38	BE	201	A	C5'-C4'-O4'	6.26	116.61	109.10
85	AA	1761	C	O4'-C1'-N1	6.26	113.21	108.20
34	BA	184	C	C1'-O4'-C4'	-6.26	104.89	109.90
34	BA	201	A	N1-C2-N3	-6.26	126.17	129.30
34	BA	572	G	C5'-C4'-C3'	6.26	126.02	116.00
34	BA	721	A	C5'-C4'-C3'	-6.26	105.98	116.00
34	BA	1135	U	C2-N1-C1'	-6.26	110.19	117.70
34	BA	1234	U	C2-N1-C1'	-6.26	110.19	117.70
35	BB	657	A	O4'-C1'-N9	6.26	113.21	108.20
35	BB	802	G	C5-C6-N1	6.26	114.63	111.50
41	BH	23	G	C5-N7-C8	-6.26	101.17	104.30
67	Bh	33	ARG	NE-CZ-NH1	6.26	123.43	120.30
70	Bk	80	ARG	NE-CZ-NH1	6.26	123.43	120.30
85	AA	160	A	C5'-C4'-C3'	-6.26	105.98	116.00
85	AA	164	G	C3'-C2'-C1'	-6.26	96.49	101.50
85	AA	335	G	C8-N9-C1'	6.26	135.14	127.00
85	AA	932	A	C5-N7-C8	-6.26	100.77	103.90
85	AA	1848	G	C2-N3-C4	-6.26	108.77	111.90
17	AI	60	ALA	CA-C-N	6.26	134.62	117.10
35	BB	368	C	C4'-C3'-C2'	6.26	108.86	102.60

Continued on next page...

Continued from previous page...

Mol	Chain	Res	Type	Atoms	Z	Observed(°)	Ideal(°)
35	BB	1424	G	C8-N9-C1'	6.26	135.14	127.00
37	BD	64	A	O5'-C5'-C4'	-6.26	99.81	111.70
40	BG	43	U	O4'-C1'-N1	6.26	113.21	108.20
41	BH	65	G	O4'-C1'-N9	6.26	113.21	108.20
85	AA	216	U	O4'-C1'-N1	6.26	113.21	108.20
85	AA	2092	A	P-O3'-C3'	-6.26	112.19	119.70
7	A6	145	PHE	CB-CG-CD2	-6.26	116.42	120.80
34	BA	13	U	C6-N1-C1'	-6.26	112.44	121.20
34	BA	78	U	C2-N1-C1'	-6.26	110.19	117.70
34	BA	1066	A	P-O3'-C3'	-6.26	112.19	119.70
34	BA	1079	C	C4-C5-C6	-6.26	114.27	117.40
34	BA	1708	A	O4'-C4'-C3'	-6.26	97.74	104.00
41	BH	62	C	C5'-C4'-O4'	6.26	116.61	109.10
85	AA	706	U	O5'-C5'-C4'	-6.26	99.81	111.70
85	AA	773	G	C4-N9-C1'	-6.26	118.37	126.50
85	AA	857	G	C1'-O4'-C4'	-6.26	104.89	109.90
85	AA	2176	U	O5'-C5'-C4'	-6.26	99.81	111.70
34	BA	511	U	P-O3'-C3'	6.25	127.21	119.70
34	BA	546	U	C5'-C4'-O4'	6.25	116.61	109.10
34	BA	940	C	N3-C2-O2	-6.25	117.52	121.90
34	BA	1146	U	P-O3'-C3'	6.25	127.21	119.70
37	BD	12	U	C3'-C2'-C1'	-6.25	96.50	101.50
40	BG	137	G	C5'-C4'-C3'	-6.25	105.99	116.00
85	AA	239	G	P-O5'-C5'	-6.25	110.89	120.90
85	AA	267	U	O4'-C4'-C3'	-6.25	97.75	104.00
85	AA	1254	A	O4'-C1'-N9	6.25	113.20	108.20
30	AW	24	ARG	NE-CZ-NH1	6.25	123.43	120.30
32	AY	47	LYS	N-CA-CB	-6.25	99.34	110.60
34	BA	7	U	C5'-C4'-C3'	6.25	126.01	116.00
34	BA	47	U	C4'-C3'-C2'	6.25	108.85	102.60
34	BA	756	A	P-O3'-C3'	-6.25	112.20	119.70
34	BA	859	G	C5-C6-O6	-6.25	124.85	128.60
34	BA	1084	A	O4'-C1'-N9	6.25	113.20	108.20
35	BB	464	C	O4'-C1'-N1	6.25	113.20	108.20
35	BB	1495	U	C6-N1-C1'	6.25	129.95	121.20
37	BD	98	G	N3-C2-N2	6.25	124.28	119.90
38	BE	60	C	C6-N1-C2	-6.25	117.80	120.30
73	Bn	14	ARG	C-N-CA	6.25	137.34	121.70
85	AA	1223	A	P-O3'-C3'	-6.25	112.20	119.70
85	AA	1788	U	P-O5'-C5'	6.25	130.91	120.90
85	AA	1966	C	O4'-C1'-N1	6.25	113.20	108.20
85	AA	1985	C	P-O3'-C3'	-6.25	112.20	119.70

Continued on next page...

Continued from previous page...

Mol	Chain	Res	Type	Atoms	Z	Observed(°)	Ideal(°)
3	A2	64	PHE	CA-CB-CG	-6.25	98.90	113.90
4	A3	7	TYR	N-CA-CB	-6.25	99.35	110.60
27	AT	101	LEU	C-N-CA	6.25	135.43	122.30
34	BA	296	G	C8-N9-C4	-6.25	103.90	106.40
34	BA	730	C	C3'-C2'-C1'	-6.25	96.50	101.50
34	BA	1173	C	C2-N1-C1'	-6.25	111.92	118.80
34	BA	1435	A	C8-N9-C4	6.25	108.30	105.80
35	BB	356	C	P-O3'-C3'	-6.25	112.20	119.70
35	BB	405	U	C5-C4-O4	-6.25	122.15	125.90
35	BB	494	C	N1-C1'-C2'	-6.25	105.12	112.00
35	BB	1170	U	P-O5'-C5'	-6.25	110.90	120.90
35	BB	1307	C	O4'-C1'-N1	6.25	113.20	108.20
35	BB	1548	C	N1-C1'-C2'	-6.25	105.12	112.00
36	BC	136	G	N3-C2-N2	6.25	124.28	119.90
37	BD	51	G	C2'-C3'-O3'	6.25	123.70	113.70
64	Be	83	PHE	CB-CA-C	6.25	122.90	110.40
85	AA	25	C	C6-N1-C2	-6.25	117.80	120.30
85	AA	70	U	C5'-C4'-O4'	6.25	116.60	109.10
85	AA	1453	U	P-O3'-C3'	6.25	127.20	119.70
85	AA	2054	G	O4'-C1'-N9	6.25	113.20	108.20
34	BA	572	G	N9-C1'-C2'	6.25	122.12	114.00
34	BA	1000	G	C4-N9-C1'	-6.25	118.38	126.50
35	BB	412	A	C1'-O4'-C4'	-6.25	104.90	109.90
35	BB	995	C	C4'-C3'-C2'	6.25	108.85	102.60
36	BC	158	U	P-O3'-C3'	-6.25	112.20	119.70
39	BF	51	C	C2-N3-C4	-6.25	116.78	119.90
40	BG	122	G	C6-N1-C2	-6.25	121.35	125.10
85	AA	48	G	C5'-C4'-C3'	-6.25	106.00	116.00
85	AA	112	A	O5'-C5'-C4'	6.25	123.58	111.70
85	AA	600	C	P-O3'-C3'	6.25	127.20	119.70
85	AA	1234	G	P-O5'-C5'	6.25	130.90	120.90
85	AA	1467	U	C2-N3-C4	-6.25	123.25	127.00
85	AA	2199	G	P-O3'-C3'	6.25	127.20	119.70
7	A6	52	ARG	NE-CZ-NH1	6.25	123.42	120.30
34	BA	450	G	N1-C6-O6	6.25	123.65	119.90
34	BA	861	C	N1-C1'-C2'	-6.25	105.13	112.00
34	BA	1247	G	C5'-C4'-O4'	6.25	116.60	109.10
34	BA	1609	U	C6-N1-C1'	6.25	129.95	121.20
34	BA	1807	G	C3'-C2'-C1'	-6.25	96.50	101.50
35	BB	398	A	P-O3'-C3'	6.25	127.20	119.70
35	BB	642	G	C5-C6-O6	6.25	132.35	128.60
35	BB	1208	G	C6-C5-N7	-6.25	126.65	130.40

Continued on next page...

Continued from previous page...

Mol	Chain	Res	Type	Atoms	Z	Observed(°)	Ideal(°)
35	BB	1209	A	C5-C6-N6	-6.25	118.70	123.70
35	BB	1517	G	C5-N7-C8	-6.25	101.18	104.30
37	BD	63	C	P-O5'-C5'	-6.25	110.90	120.90
37	BD	91	U	C5'-C4'-C3'	-6.25	106.00	116.00
38	BE	204	U	C5'-C4'-C3'	-6.25	106.00	116.00
85	AA	809	A	O5'-C5'-C4'	-6.25	99.83	111.70
85	AA	899	A	N9-C1'-C2'	-6.25	105.13	112.00
85	AA	1858	G	C8-N9-C1'	6.25	135.12	127.00
85	AA	1985	C	O4'-C1'-N1	6.25	113.20	108.20
85	AA	2171	A	O4'-C1'-N9	6.25	113.20	108.20
34	BA	764	G	OP1-P-OP2	-6.25	110.23	119.60
34	BA	1189	A	O4'-C1'-N9	6.25	113.20	108.20
34	BA	1702	G	C4-N9-C1'	-6.25	118.38	126.50
35	BB	505	G	O5'-C5'-C4'	-6.25	99.83	111.70
35	BB	667	G	O5'-C5'-C4'	-6.25	99.83	111.70
35	BB	1434	G	N3-C2-N2	6.25	124.27	119.90
35	BB	1518	U	C5'-C4'-C3'	6.25	126.00	116.00
39	BF	64	U	OP1-P-OP2	-6.25	110.23	119.60
49	BP	120	ARG	NE-CZ-NH1	6.25	123.42	120.30
85	AA	1661	U	O4'-C1'-N1	6.25	113.20	108.20
34	BA	604	G	OP1-P-OP2	-6.25	110.23	119.60
35	BB	512	C	O4'-C1'-N1	6.25	113.20	108.20
38	BE	202	C	C5'-C4'-C3'	6.25	125.99	116.00
39	BF	47	C	C5'-C4'-C3'	-6.25	106.01	116.00
40	BG	108	G	C5'-C4'-C3'	-6.25	106.01	116.00
41	BH	11	C	P-O3'-C3'	6.25	127.19	119.70
41	BH	12	U	C5-C6-N1	-6.25	119.58	122.70
41	BH	110	C	C5'-C4'-O4'	6.25	116.59	109.10
85	AA	90	A	C5'-C4'-O4'	6.25	116.59	109.10
85	AA	161	A	C5-C6-N1	-6.25	114.58	117.70
85	AA	889	G	N1-C2-N2	6.25	121.82	116.20
34	BA	69	C	C5-C4-N4	6.24	124.57	120.20
34	BA	480	G	N9-C4-C5	-6.24	102.90	105.40
34	BA	620	C	C6-N1-C2	-6.24	117.80	120.30
34	BA	1037	C	P-O5'-C5'	-6.24	110.91	120.90
34	BA	1253	G	O3'-P-O5'	-6.24	92.14	104.00
35	BB	318	C	O4'-C1'-N1	6.24	113.19	108.20
35	BB	667	G	C3'-C2'-C1'	-6.24	96.50	101.50
36	BC	122	A	C1'-O4'-C4'	-6.24	104.91	109.90
37	BD	93	G	N9-C1'-C2'	-6.24	105.13	112.00
41	BH	63	G	C5'-C4'-O4'	6.24	116.59	109.10
42	BI	58	ASN	CA-CB-CG	-6.24	99.66	113.40

Continued on next page...

Continued from previous page...

Mol	Chain	Res	Type	Atoms	Z	Observed(°)	Ideal(°)
49	BP	114	ARG	NE-CZ-NH1	6.24	123.42	120.30
71	Bl	42	GLY	N-CA-C	-6.24	97.49	113.10
85	AA	61	C	C2-N1-C1'	-6.24	111.93	118.80
85	AA	71	G	O3'-P-O5'	-6.24	92.14	104.00
85	AA	273	C	C3'-C2'-C1'	-6.24	96.50	101.50
85	AA	442	G	C6-N1-C2	-6.24	121.35	125.10
85	AA	689	U	C5'-C4'-C3'	-6.24	106.01	116.00
85	AA	2236	U	C2-N3-C4	-6.24	123.25	127.00
34	BA	1108	U	C5'-C4'-C3'	-6.24	106.01	116.00
34	BA	1226	G	C5-C6-O6	-6.24	124.86	128.60
34	BA	1748	G	N1-C6-O6	6.24	123.64	119.90
35	BB	764	C	C6-N1-C1'	6.24	128.29	120.80
35	BB	1396	G	C3'-C2'-C1'	-6.24	96.51	101.50
35	BB	1491	G	P-O5'-C5'	-6.24	110.91	120.90
36	BC	76	C	P-O3'-C3'	-6.24	112.21	119.70
85	AA	367	A	C5-C6-N6	6.24	128.69	123.70
85	AA	1138	U	P-O3'-C3'	-6.24	112.21	119.70
85	AA	1287	C	N1-C2-N3	6.24	123.57	119.20
85	AA	1456	A	N1-C6-N6	6.24	122.34	118.60
85	AA	1572	C	P-O3'-C3'	-6.24	112.21	119.70
34	BA	22	C	O4'-C1'-N1	6.24	113.19	108.20
34	BA	43	U	P-O3'-C3'	6.24	127.19	119.70
34	BA	116	G	O4'-C1'-N9	6.24	113.19	108.20
34	BA	428	C	O4'-C1'-N1	6.24	113.19	108.20
37	BD	74	A	P-O3'-C3'	-6.24	112.21	119.70
38	BE	12	A	P-O3'-C3'	-6.24	112.21	119.70
40	BG	40	G	C4'-C3'-C2'	-6.24	96.36	102.60
85	AA	553	G	N7-C8-N9	6.24	116.22	113.10
85	AA	682	C	N1-C1'-C2'	-6.24	105.14	112.00
85	AA	1515	A	O5'-C5'-C4'	-6.24	99.84	111.70
85	AA	1679	U	C2-N3-C4	-6.24	123.26	127.00
85	AA	1699	A	O5'-C5'-C4'	-6.24	99.84	111.70
85	AA	1926	A	P-O3'-C3'	6.24	127.19	119.70
8	A7	148	ARG	NE-CZ-NH1	6.24	123.42	120.30
34	BA	131	A	C2'-C3'-O3'	6.24	123.68	113.70
34	BA	218	G	C8-N9-C4	6.24	108.90	106.40
34	BA	807	U	C2-N1-C1'	-6.24	110.21	117.70
34	BA	856	G	N9-C1'-C2'	-6.24	105.14	112.00
34	BA	862	C	O3'-P-O5'	-6.24	92.14	104.00
34	BA	1488	C	P-O5'-C5'	-6.24	110.92	120.90
34	BA	1513	G	C5-C6-N1	6.24	114.62	111.50
34	BA	1572	G	P-O3'-C3'	6.24	127.19	119.70

Continued on next page...

Continued from previous page...

Mol	Chain	Res	Type	Atoms	Z	Observed(°)	Ideal(°)
39	BF	5	U	C6-N1-C1'	-6.24	112.47	121.20
41	BH	55	C	C6-N1-C2	-6.24	117.81	120.30
41	BH	132	C	O4'-C1'-N1	6.24	113.19	108.20
85	AA	96	C	P-O5'-C5'	6.24	130.88	120.90
85	AA	497	G	C5'-C4'-C3'	-6.24	106.02	116.00
85	AA	1934	A	C5'-C4'-C3'	-6.24	106.02	116.00
34	BA	1259	C	C1'-O4'-C4'	-6.24	104.91	109.90
34	BA	1295	U	C2-N3-C4	-6.24	123.26	127.00
34	BA	1521	C	C1'-O4'-C4'	-6.24	104.91	109.90
35	BB	375	G	C1'-O4'-C4'	-6.24	104.91	109.90
35	BB	651	G	N7-C8-N9	6.24	116.22	113.10
54	BU	81	ARG	NE-CZ-NH1	6.24	123.42	120.30
85	AA	570	U	N3-C2-O2	-6.24	117.83	122.20
7	A6	108	LEU	N-CA-CB	-6.24	97.93	110.40
34	BA	967	C	C6-N1-C1'	6.24	128.28	120.80
34	BA	1716	A	O5'-C5'-C4'	6.24	123.55	111.70
35	BB	131	A	C4-N9-C1'	-6.24	115.08	126.30
35	BB	429	C	C2-N3-C4	-6.24	116.78	119.90
35	BB	604	C	O4'-C1'-N1	6.24	113.19	108.20
35	BB	888	U	C4'-C3'-C2'	-6.24	96.36	102.60
35	BB	1063	C	C2-N3-C4	-6.24	116.78	119.90
35	BB	1388	A	C1'-O4'-C4'	-6.24	104.91	109.90
38	BE	21	C	P-O3'-C3'	6.24	127.18	119.70
85	AA	424	A	C8-N9-C4	-6.24	103.31	105.80
85	AA	1368	G	C2-N3-C4	-6.24	108.78	111.90
34	BA	26	C	C5-C4-N4	-6.23	115.84	120.20
34	BA	824	C	C3'-C2'-C1'	-6.23	96.51	101.50
34	BA	957	A	C5'-C4'-C3'	-6.23	106.03	116.00
34	BA	1006	G	O5'-C5'-C4'	-6.23	99.86	111.70
34	BA	1549	U	N1-C2-O2	6.23	127.16	122.80
35	BB	427	U	C3'-C2'-C1'	-6.23	96.51	101.50
35	BB	1190	U	N3-C2-O2	-6.23	117.84	122.20
41	BH	23	G	N9-C1'-C2'	6.23	122.11	114.00
85	AA	147	G	O4'-C1'-N9	6.23	113.19	108.20
2	A1	32	PRO	N-CA-C	6.23	128.30	112.10
34	BA	8	G	N3-C2-N2	6.23	124.26	119.90
34	BA	759	A	C8-N9-C4	6.23	108.29	105.80
34	BA	1592	U	C1'-O4'-C4'	-6.23	104.91	109.90
35	BB	448	G	C8-N9-C1'	6.23	135.10	127.00
35	BB	1012	G	C5-C6-O6	-6.23	124.86	128.60
35	BB	1185	G	C4-N9-C1'	-6.23	118.40	126.50
38	BE	16	C	C5'-C4'-O4'	6.23	116.58	109.10

Continued on next page...

Continued from previous page...

Mol	Chain	Res	Type	Atoms	Z	Observed(°)	Ideal(°)
41	BH	95	C	N3-C4-N4	6.23	122.36	118.00
45	BL	150	ARG	NE-CZ-NH1	6.23	123.42	120.30
49	BP	14	ARG	NE-CZ-NH1	6.23	123.42	120.30
85	AA	282	C	C5'-C4'-O4'	6.23	116.58	109.10
85	AA	1807	A	O4'-C1'-N9	6.23	113.19	108.20
85	AA	2047	U	C6-N1-C2	-6.23	117.26	121.00
34	BA	49	A	C4-N9-C1'	-6.23	115.09	126.30
34	BA	449	G	C5-C6-N1	6.23	114.61	111.50
34	BA	609	G	P-O3'-C3'	-6.23	112.22	119.70
34	BA	1049	G	O3'-P-O5'	6.23	115.84	104.00
34	BA	1137	U	C2'-C3'-O3'	6.23	123.67	113.70
34	BA	1144	A	C8-N9-C4	-6.23	103.31	105.80
34	BA	1152	A	C8-N9-C4	6.23	108.29	105.80
35	BB	433	C	C4'-C3'-C2'	6.23	108.83	102.60
35	BB	566	A	C4'-C3'-C2'	-6.23	96.37	102.60
35	BB	984	U	O4'-C1'-N1	6.23	113.18	108.20
35	BB	1031	G	C5-C6-O6	-6.23	124.86	128.60
35	BB	1195	A	C5'-C4'-C3'	-6.23	106.03	116.00
38	BE	141	A	C5-C6-N6	-6.23	118.72	123.70
41	BH	19	G	O4'-C1'-N9	6.23	113.18	108.20
54	BU	57	TYR	CB-CG-CD1	-6.23	117.26	121.00
85	AA	256	A	C8-N9-C4	6.23	108.29	105.80
85	AA	312	G	N3-C2-N2	6.23	124.26	119.90
85	AA	970	U	O5'-C5'-C4'	-6.23	99.86	111.70
85	AA	1181	U	P-O3'-C3'	-6.23	112.22	119.70
85	AA	1353	U	C5'-C4'-O4'	6.23	116.58	109.10
85	AA	1822	G	C1'-O4'-C4'	-6.23	104.92	109.90
85	AA	2143	U	C1'-O4'-C4'	-6.23	104.92	109.90
35	BB	1103	A	C3'-C2'-C1'	-6.23	96.52	101.50
37	BD	105	G	C1'-O4'-C4'	-6.23	104.92	109.90
52	BS	162	ARG	NE-CZ-NH1	6.23	123.41	120.30
85	AA	342	C	C1'-O4'-C4'	-6.23	104.92	109.90
14	AF	116	ARG	NE-CZ-NH1	6.23	123.41	120.30
31	AX	119	MET	N-CA-CB	-6.23	99.39	110.60
34	BA	988	U	C5'-C4'-C3'	-6.23	106.03	116.00
34	BA	1502	G	O4'-C4'-C3'	-6.23	97.77	104.00
34	BA	1791	C	O4'-C1'-N1	6.23	113.18	108.20
35	BB	36	U	C4'-C3'-C2'	-6.23	96.37	102.60
35	BB	90	G	N7-C8-N9	-6.23	109.99	113.10
35	BB	384	A	OP1-P-OP2	-6.23	110.26	119.60
35	BB	802	G	N1-C2-N2	-6.23	110.59	116.20
35	BB	837	A	C4-N9-C1'	-6.23	115.09	126.30

Continued on next page...

Continued from previous page...

Mol	Chain	Res	Type	Atoms	Z	Observed(°)	Ideal(°)
35	BB	1187	G	C4-C5-N7	-6.23	108.31	110.80
36	BC	9	G	O3'-P-O5'	-6.23	92.17	104.00
38	BE	59	U	C5-C6-N1	-6.23	119.59	122.70
38	BE	140	G	P-O5'-C5'	-6.23	110.94	120.90
39	BF	70	A	C3'-C2'-C1'	-6.23	96.52	101.50
40	BG	19	C	N3-C2-O2	-6.23	117.54	121.90
41	BH	67	G	N1-C6-O6	-6.23	116.16	119.90
77	Br	226	ASP	CA-CB-CG	-6.23	99.70	113.40
85	AA	843	U	O4'-C1'-N1	6.23	113.18	108.20
85	AA	975	G	N3-C4-C5	-6.23	125.49	128.60
85	AA	1315	C	O4'-C1'-N1	6.23	113.18	108.20
34	BA	516	U	N1-C2-O2	6.23	127.16	122.80
34	BA	610	A	P-O5'-C5'	-6.23	110.94	120.90
34	BA	861	C	N3-C2-O2	-6.23	117.54	121.90
34	BA	932	G	N9-C1'-C2'	-6.23	105.15	112.00
34	BA	1048	C	N1-C1'-C2'	-6.23	105.15	112.00
34	BA	1724	G	N3-C4-N9	-6.23	122.27	126.00
35	BB	582	G	N9-C1'-C2'	-6.23	105.15	112.00
35	BB	839	G	O5'-C5'-C4'	6.23	123.53	111.70
85	AA	389	A	N9-C1'-C2'	-6.23	105.15	112.00
85	AA	1268	C	N3-C2-O2	-6.23	117.54	121.90
85	AA	1848	G	C5-C6-O6	-6.23	124.86	128.60
34	BA	795	G	C3'-C2'-C1'	-6.22	96.52	101.50
34	BA	1847	G	P-O5'-C5'	-6.22	110.94	120.90
35	BB	881	G	C5-C6-O6	-6.22	124.86	128.60
37	BD	50	A	N9-C1'-C2'	-6.22	105.15	112.00
39	BF	4	A	O5'-P-OP1	-6.22	100.10	105.70
40	BG	46	G	C6-N1-C2	-6.22	121.37	125.10
40	BG	89	A	P-O3'-C3'	-6.22	112.23	119.70
41	BH	17	A	C5'-C4'-C3'	-6.22	106.04	116.00
78	Bs	30	ARG	N-CA-CB	-6.22	99.39	110.60
85	AA	422	G	O5'-C5'-C4'	-6.22	99.87	111.70
85	AA	1184	A	N1-C2-N3	6.22	132.41	129.30
85	AA	2032	G	O4'-C1'-N9	6.22	113.18	108.20
85	AA	2055	G	N1-C6-O6	6.22	123.64	119.90
4	A3	60	GLU	N-CA-CB	6.22	121.80	110.60
34	BA	125	G	C6-N1-C2	-6.22	121.37	125.10
34	BA	389	U	N3-C2-O2	-6.22	117.84	122.20
34	BA	417	A	O3'-P-O5'	-6.22	92.18	104.00
34	BA	484	A	C4-N9-C1'	-6.22	115.10	126.30
34	BA	1211	G	C3'-C2'-C1'	6.22	106.48	101.50
34	BA	1555	G	O4'-C1'-N9	6.22	113.18	108.20

Continued on next page...

Continued from previous page...

Mol	Chain	Res	Type	Atoms	Z	Observed(°)	Ideal(°)
34	BA	1566	G	C8-N9-C1'	6.22	135.09	127.00
35	BB	440	U	N3-C2-O2	-6.22	117.84	122.20
35	BB	1252	G	C2-N3-C4	-6.22	108.79	111.90
35	BB	1415	G	N1-C6-O6	-6.22	116.17	119.90
36	BC	88	A	C4'-C3'-C2'	-6.22	96.38	102.60
38	BE	203	C	C5'-C4'-O4'	-6.22	101.63	109.10
68	Bi	114	HIS	CA-CB-CG	6.22	124.18	113.60
83	Bx	162	ARG	NE-CZ-NH1	6.22	123.41	120.30
85	AA	514	U	C5-C4-O4	-6.22	122.17	125.90
85	AA	605	A	OP1-P-OP2	-6.22	110.27	119.60
34	BA	582	U	C5-C6-N1	-6.22	119.59	122.70
34	BA	747	G	C5-C6-N1	6.22	114.61	111.50
35	BB	483	C	C6-N1-C2	6.22	122.79	120.30
35	BB	779	C	O4'-C1'-C2'	6.22	113.20	107.60
36	BC	148	C	O4'-C1'-N1	6.22	113.18	108.20
39	BF	32	G	C2-N3-C4	-6.22	108.79	111.90
40	BG	180	C	O4'-C4'-C3'	6.22	111.08	106.10
34	BA	102	G	O4'-C4'-C3'	-6.22	97.78	104.00
34	BA	308	C	N3-C2-O2	-6.22	117.55	121.90
34	BA	571	G	O4'-C1'-N9	6.22	113.18	108.20
34	BA	1270	G	N9-C1'-C2'	-6.22	105.16	112.00
34	BA	1496	G	P-O3'-C3'	6.22	127.16	119.70
34	BA	1565	U	C4'-C3'-C2'	6.22	108.82	102.60
34	BA	1641	G	P-O3'-C3'	-6.22	112.24	119.70
35	BB	1205	A	C6-C5-N7	-6.22	127.95	132.30
37	BD	75	G	O4'-C1'-N9	6.22	113.18	108.20
41	BH	104	U	N1-C1'-C2'	-6.22	105.16	112.00
70	Bk	71	ARG	NE-CZ-NH2	-6.22	117.19	120.30
85	AA	442	G	P-O3'-C3'	6.22	127.16	119.70
85	AA	469	G	C5-C6-O6	6.22	132.33	128.60
85	AA	1194	U	C2-N3-C4	-6.22	123.27	127.00
85	AA	1591	U	C5'-C4'-C3'	6.22	125.95	116.00
5	A4	4	GLN	N-CA-CB	6.22	121.79	110.60
34	BA	683	C	O4'-C1'-N1	6.22	113.17	108.20
35	BB	1354	C	P-O5'-C5'	-6.22	110.95	120.90
38	BE	193	A	C8-N9-C4	-6.22	103.31	105.80
85	AA	27	U	C5'-C4'-C3'	6.22	125.95	116.00
85	AA	349	C	C2-N1-C1'	-6.22	111.96	118.80
85	AA	1182	A	C5'-C4'-C3'	-6.22	106.05	116.00
85	AA	1279	A	C4'-C3'-C2'	-6.22	96.38	102.60
85	AA	1571	A	C3'-C2'-C1'	-6.22	96.53	101.50
8	A7	251	TRP	N-CA-C	-6.22	94.21	111.00

Continued on next page...

Continued from previous page...

Mol	Chain	Res	Type	Atoms	Z	Observed(°)	Ideal(°)
34	BA	91	C	O4'-C1'-C2'	-6.22	99.58	105.80
34	BA	477	C	N3-C2-O2	-6.22	117.55	121.90
34	BA	554	A	OP2-P-O3'	6.22	118.88	105.20
34	BA	679	U	C6-N1-C1'	6.22	129.90	121.20
34	BA	987	C	C6-N1-C2	-6.22	117.81	120.30
34	BA	1709	A	O4'-C1'-C2'	6.22	113.19	107.60
35	BB	605	C	C2'-C3'-O3'	6.22	123.65	113.70
38	BE	65	U	C5'-C4'-C3'	-6.22	106.06	116.00
49	BP	98	ALA	CB-CA-C	6.22	119.43	110.10
67	Bh	142	GLY	N-CA-C	-6.22	97.56	113.10
85	AA	812	C	N1-C1'-C2'	-6.22	105.16	112.00
85	AA	844	C	C5-C6-N1	6.22	124.11	121.00
85	AA	1983	C	O3'-P-O5'	-6.22	92.19	104.00
34	BA	78	U	N3-C2-O2	-6.21	117.85	122.20
34	BA	120	A	C4'-C3'-C2'	-6.21	96.39	102.60
34	BA	1048	C	C2-N1-C1'	-6.21	111.96	118.80
34	BA	1144	A	P-O3'-C3'	-6.21	112.24	119.70
34	BA	1183	U	O4'-C1'-N1	6.21	113.17	108.20
34	BA	1591	G	C4'-C3'-C2'	6.21	108.81	102.60
35	BB	47	C	O4'-C1'-N1	6.21	113.17	108.20
35	BB	1205	A	N9-C4-C5	-6.21	103.31	105.80
85	AA	967	C	C2-N1-C1'	-6.21	111.97	118.80
85	AA	1277	C	C4'-C3'-C2'	-6.21	96.39	102.60
85	AA	1934	A	C6-N1-C2	-6.21	114.87	118.60
85	AA	2196	G	N1-C6-O6	-6.21	116.17	119.90
34	BA	189	G	C3'-C2'-C1'	-6.21	96.53	101.50
34	BA	927	A	O4'-C1'-C2'	6.21	113.19	107.60
35	BB	356	C	P-O5'-C5'	6.21	130.84	120.90
37	BD	16	U	C1'-O4'-C4'	-6.21	104.93	109.90
85	AA	439	U	C2-N3-C4	-6.21	123.27	127.00
85	AA	2146	G	C6-N1-C2	-6.21	121.37	125.10
86	AB	62	C	C1'-O4'-C4'	-6.21	104.93	109.90
6	A5	191	ARG	NE-CZ-NH2	-6.21	117.19	120.30
24	AQ	77	TYR	CB-CG-CD1	-6.21	117.27	121.00
34	BA	270	U	C6-N1-C1'	-6.21	112.50	121.20
34	BA	808	U	C5'-C4'-O4'	6.21	116.55	109.10
36	BC	52	A	P-O5'-C5'	-6.21	110.96	120.90
37	BD	49	A	N7-C8-N9	6.21	116.91	113.80
38	BE	79	G	N1-C6-O6	6.21	123.63	119.90
38	BE	188	C	O4'-C1'-C2'	-6.21	99.59	105.80
39	BF	52	A	C5'-C4'-O4'	6.21	116.55	109.10
40	BG	44	G	N9-C1'-C2'	-6.21	105.17	112.00

Continued on next page...

Continued from previous page...

Mol	Chain	Res	Type	Atoms	Z	Observed(°)	Ideal(°)
59	BZ	63	ARG	NE-CZ-NH2	-6.21	117.19	120.30
69	Bj	3	CYS	C-N-CD	-6.21	106.93	120.60
73	Bn	41	ARG	NE-CZ-NH1	6.21	123.41	120.30
85	AA	271	A	C5-C6-N6	-6.21	118.73	123.70
85	AA	313	A	N1-C6-N6	-6.21	114.87	118.60
85	AA	505	U	P-O5'-C5'	-6.21	110.96	120.90
85	AA	717	G	C8-N9-C1'	6.21	135.08	127.00
85	AA	1006	C	C2-N3-C4	-6.21	116.79	119.90
85	AA	1074	U	C1'-O4'-C4'	-6.21	104.93	109.90
85	AA	1660	U	N1-C1'-C2'	-6.21	105.17	112.00
85	AA	1690	A	P-O5'-C5'	-6.21	110.96	120.90
85	AA	2103	C	P-O5'-C5'	-6.21	110.96	120.90
34	BA	270	U	P-O3'-C3'	6.21	127.15	119.70
34	BA	765	U	C6-N1-C1'	-6.21	112.51	121.20
34	BA	1824	U	O5'-C5'-C4'	6.21	123.50	111.70
35	BB	750	G	C8-N9-C1'	6.21	135.07	127.00
35	BB	1118	G	C5'-C4'-C3'	-6.21	106.06	116.00
35	BB	1433	U	C2'-C3'-O3'	6.21	123.64	113.70
37	BD	16	U	C3'-C2'-C1'	-6.21	96.53	101.50
65	Bf	145	GLN	N-CA-CB	6.21	121.78	110.60
85	AA	704	A	C8-N9-C4	6.21	108.28	105.80
34	BA	169	C	O4'-C1'-N1	6.21	113.17	108.20
34	BA	959	G	O5'-P-OP2	-6.21	100.11	105.70
34	BA	1149	C	N1-C2-O2	6.21	122.63	118.90
34	BA	1519	G	C4'-C3'-C2'	-6.21	96.39	102.60
34	BA	1711	G	O5'-P-OP2	-6.21	100.11	105.70
35	BB	694	C	C2-N3-C4	6.21	123.00	119.90
35	BB	1018	U	C4-C5-C6	-6.21	115.97	119.70
39	BF	5	U	O4'-C1'-N1	6.21	113.17	108.20
41	BH	51	C	C2-N1-C1'	-6.21	111.97	118.80
85	AA	769	C	N1-C2-N3	6.21	123.55	119.20
34	BA	1241	U	O5'-P-OP1	-6.21	100.11	105.70
35	BB	567	G	C5-C6-N1	6.21	114.60	111.50
35	BB	1304	U	C6-N1-C1'	-6.21	112.51	121.20
36	BC	8	C	C2-N3-C4	6.21	123.00	119.90
39	BF	11	C	C6-N1-C1'	-6.21	113.35	120.80
39	BF	14	C	C5-C4-N4	-6.21	115.86	120.20
40	BG	68	U	C2-N3-C4	-6.21	123.28	127.00
40	BG	139	U	C6-N1-C1'	6.21	129.89	121.20
41	BH	48	G	P-O5'-C5'	-6.21	110.97	120.90
59	BZ	60	PHE	CB-CA-C	-6.21	97.99	110.40
85	AA	376	C	N3-C2-O2	-6.21	117.56	121.90

Continued on next page...

Continued from previous page...

Mol	Chain	Res	Type	Atoms	Z	Observed(°)	Ideal(°)
85	AA	2122	A	N9-C4-C5	6.21	108.28	105.80
85	AA	2199	G	N3-C2-N2	6.21	124.25	119.90
34	BA	587	U	C5-C4-O4	-6.21	122.18	125.90
35	BB	268	G	N1-C6-O6	6.21	123.62	119.90
38	BE	100	U	C1'-O4'-C4'	-6.21	104.94	109.90
41	BH	33	G	O4'-C1'-N9	6.21	113.16	108.20
85	AA	1617	G	C5-C6-O6	-6.21	124.88	128.60
85	AA	1700	C	C6-N1-C1'	6.21	128.25	120.80
34	BA	1702	G	C8-N9-C1'	6.20	135.06	127.00
35	BB	490	G	C5-C6-N1	6.20	114.60	111.50
35	BB	1250	A	C5-C6-N6	6.20	128.66	123.70
35	BB	1369	A	C5'-C4'-C3'	6.20	125.92	116.00
35	BB	1410	G	C5'-C4'-O4'	6.20	116.55	109.10
58	BY	5	ASP	N-CA-C	-6.20	94.25	111.00
85	AA	448	G	C4-N9-C1'	-6.20	118.44	126.50
85	AA	598	C	C5'-C4'-O4'	6.20	116.54	109.10
34	BA	291	C	C3'-C2'-C1'	-6.20	96.54	101.50
34	BA	306	G	C3'-C2'-C1'	-6.20	96.54	101.50
34	BA	1619	U	C2-N1-C1'	-6.20	110.26	117.70
34	BA	1805	C	P-O5'-C5'	6.20	130.82	120.90
37	BD	76	U	O4'-C1'-N1	6.20	113.16	108.20
38	BE	85	G	C2-N3-C4	6.20	115.00	111.90
68	Bi	45	ARG	NE-CZ-NH1	6.20	123.40	120.30
85	AA	1455	C	O4'-C4'-C3'	-6.20	97.80	104.00
85	AA	2074	G	C2'-C3'-O3'	6.20	123.62	113.70
34	BA	249	A	P-O3'-C3'	-6.20	112.26	119.70
34	BA	1498	A	C2'-C3'-O3'	6.20	123.62	113.70
36	BC	139	A	C1'-O4'-C4'	-6.20	104.94	109.90
37	BD	78	C	C6-N1-C1'	6.20	128.24	120.80
37	BD	92	G	N3-C4-C5	-6.20	125.50	128.60
39	BF	21	C	O3'-P-O5'	-6.20	92.22	104.00
39	BF	46	G	P-O3'-C3'	-6.20	112.26	119.70
67	Bh	34	ASP	CB-CA-C	6.20	122.80	110.40
77	Br	196	ARG	NE-CZ-NH2	6.20	123.40	120.30
85	AA	488	G	C8-N9-C4	-6.20	103.92	106.40
85	AA	924	A	C3'-C2'-C1'	-6.20	96.54	101.50
85	AA	1291	A	N1-C6-N6	-6.20	114.88	118.60
85	AA	1896	G	C6-C5-N7	-6.20	126.68	130.40
85	AA	2088	U	O4'-C1'-N1	6.20	113.16	108.20
34	BA	615	A	C1'-O4'-C4'	-6.20	104.94	109.90
34	BA	1242	A	C5'-C4'-C3'	-6.20	106.08	116.00
35	BB	34	G	C5-C6-N1	6.20	114.60	111.50

Continued on next page...

Continued from previous page...

Mol	Chain	Res	Type	Atoms	Z	Observed(°)	Ideal(°)
35	BB	39	C	C5'-C4'-C3'	-6.20	106.08	116.00
35	BB	1057	G	O4'-C1'-N9	6.20	113.16	108.20
85	AA	1488	G	C4'-C3'-C2'	-6.20	96.40	102.60
85	AA	1644	G	C4-C5-C6	6.20	122.52	118.80
85	AA	2021	A	C5'-C4'-C3'	-6.20	106.08	116.00
16	AH	34	PHE	CB-CG-CD1	6.20	125.14	120.80
34	BA	629	G	N9-C4-C5	6.20	107.88	105.40
34	BA	963	G	O4'-C1'-N9	6.20	113.16	108.20
34	BA	1054	U	P-O5'-C5'	-6.20	110.98	120.90
35	BB	1416	A	P-O3'-C3'	-6.20	112.26	119.70
41	BH	100	A	C4-C5-N7	6.20	113.80	110.70
85	AA	116	G	C5-C6-O6	-6.20	124.88	128.60
85	AA	391	G	C5-C6-O6	6.20	132.32	128.60
15	AG	19	ARG	NE-CZ-NH1	6.20	123.40	120.30
34	BA	23	A	C5'-C4'-O4'	6.20	116.53	109.10
34	BA	954	U	N3-C2-O2	-6.20	117.86	122.20
34	BA	1197	U	C2-N3-C4	-6.20	123.28	127.00
35	BB	374	A	C8-N9-C4	6.20	108.28	105.80
35	BB	1191	G	C8-N9-C1'	6.20	135.05	127.00
36	BC	121	G	C3'-C2'-C1'	-6.20	96.54	101.50
39	BF	35	C	N3-C4-N4	6.20	122.34	118.00
85	AA	1371	C	N3-C2-O2	-6.20	117.56	121.90
85	AA	1615	A	C5'-C4'-C3'	-6.20	106.09	116.00
10	A9	118	ARG	NE-CZ-NH1	6.19	123.40	120.30
34	BA	186	G	N1-C6-O6	-6.19	116.18	119.90
39	BF	13	U	O4'-C4'-C3'	-6.19	97.81	104.00
39	BF	47	C	P-O3'-C3'	-6.19	112.27	119.70
45	BL	148	ARG	NE-CZ-NH1	6.19	123.40	120.30
85	AA	1291	A	O3'-P-O5'	-6.19	92.23	104.00
85	AA	1405	U	O4'-C1'-N1	6.19	113.16	108.20
2	A1	215	PHE	CB-CG-CD2	-6.19	116.47	120.80
34	BA	185	A	O5'-C5'-C4'	-6.19	99.94	111.70
34	BA	390	A	C5'-C4'-C3'	6.19	125.91	116.00
34	BA	1672	C	P-O5'-C5'	6.19	130.81	120.90
34	BA	1806	A	C8-N9-C4	6.19	108.28	105.80
35	BB	567	G	P-O5'-C5'	-6.19	110.99	120.90
40	BG	58	G	N1-C6-O6	6.19	123.61	119.90
55	BV	73	ARG	NE-CZ-NH2	-6.19	117.20	120.30
85	AA	116	G	C4-N9-C1'	-6.19	118.45	126.50
85	AA	769	C	N3-C4-C5	-6.19	119.42	121.90
34	BA	360	C	O4'-C1'-C2'	-6.19	99.61	105.80
34	BA	691	A	C4'-C3'-C2'	6.19	108.79	102.60

Continued on next page...

Continued from previous page...

Mol	Chain	Res	Type	Atoms	Z	Observed(°)	Ideal(°)
34	BA	715	U	C4'-C3'-C2'	6.19	108.79	102.60
34	BA	863	G	N3-C4-C5	-6.19	125.50	128.60
34	BA	1019	C	C1'-O4'-C4'	-6.19	104.95	109.90
34	BA	1297	G	C3'-C2'-C1'	6.19	106.45	101.50
34	BA	1343	A	C5'-C4'-O4'	6.19	116.53	109.10
34	BA	1709	A	N1-C2-N3	-6.19	126.20	129.30
35	BB	866	A	N1-C6-N6	6.19	122.31	118.60
35	BB	1020	U	C6-N1-C2	-6.19	117.29	121.00
35	BB	1321	G	C5'-C4'-C3'	-6.19	106.09	116.00
42	BI	66	ARG	NE-CZ-NH1	6.19	123.39	120.30
53	BT	19	ARG	NE-CZ-NH1	6.19	123.39	120.30
85	AA	771	A	O5'-C5'-C4'	-6.19	99.94	111.70
85	AA	878	U	O5'-C5'-C4'	-6.19	99.94	111.70
85	AA	1436	A	C5'-C4'-C3'	6.19	125.91	116.00
85	AA	1576	G	O4'-C1'-N9	6.19	113.15	108.20
85	AA	1992	A	C2-N3-C4	-6.19	107.50	110.60
85	AA	2095	U	C6-N1-C1'	6.19	129.87	121.20
86	AB	5	G	C4-N9-C1'	-6.19	118.45	126.50
34	BA	1191	C	N3-C2-O2	-6.19	117.57	121.90
34	BA	1281	U	C6-N1-C2	-6.19	117.29	121.00
34	BA	1720	U	N1-C2-O2	6.19	127.13	122.80
39	BF	29	U	C3'-C2'-C1'	-6.19	96.55	101.50
41	BH	13	C	C1'-O4'-C4'	-6.19	104.95	109.90
53	BT	75	HIS	N-CA-CB	6.19	121.74	110.60
71	Bl	96	SER	C-N-CA	6.19	137.17	121.70
85	AA	1855	U	C2-N1-C1'	-6.19	110.27	117.70
34	BA	61	G	C3'-C2'-C1'	-6.19	96.55	101.50
34	BA	377	G	N1-C2-N2	-6.19	110.63	116.20
34	BA	577	U	O5'-P-OP2	6.19	118.13	110.70
34	BA	595	U	O4'-C1'-N1	6.19	113.15	108.20
34	BA	753	G	N3-C2-N2	6.19	124.23	119.90
34	BA	1711	G	P-O5'-C5'	-6.19	111.00	120.90
35	BB	292	U	O4'-C1'-N1	6.19	113.15	108.20
35	BB	476	A	O4'-C1'-N9	6.19	113.15	108.20
35	BB	1246	C	O4'-C1'-N1	6.19	113.15	108.20
35	BB	1540	U	P-O5'-C5'	-6.19	111.00	120.90
36	BC	63	G	C5'-C4'-O4'	6.19	116.53	109.10
36	BC	115	G	C3'-C2'-C1'	-6.19	96.55	101.50
38	BE	137	A	C8-N9-C1'	6.19	138.84	127.70
85	AA	205	A	O4'-C1'-N9	6.19	113.15	108.20
85	AA	1410	C	O4'-C1'-N1	6.19	113.15	108.20
85	AA	1483	A	N1-C6-N6	-6.19	114.89	118.60

Continued on next page...

Continued from previous page...

Mol	Chain	Res	Type	Atoms	Z	Observed(°)	Ideal(°)
34	BA	237	A	N7-C8-N9	-6.19	110.71	113.80
34	BA	488	C	OP1-P-OP2	-6.19	110.32	119.60
34	BA	772	G	C5'-C4'-O4'	6.19	116.52	109.10
34	BA	1271	C	O4'-C1'-N1	6.19	113.15	108.20
34	BA	1297	G	P-O3'-C3'	6.19	127.12	119.70
85	AA	1492	U	C1'-O4'-C4'	-6.19	104.95	109.90
13	AE	104	ARG	NE-CZ-NH1	-6.18	117.21	120.30
34	BA	1201	G	OP2-P-O3'	6.18	118.81	105.20
34	BA	1513	G	P-O3'-C3'	-6.18	112.28	119.70
35	BB	584	A	P-O3'-C3'	-6.18	112.28	119.70
35	BB	637	G	N9-C4-C5	6.18	107.87	105.40
35	BB	1408	G	O4'-C1'-N9	6.18	113.15	108.20
35	BB	1438	U	C3'-C2'-C1'	-6.18	96.55	101.50
37	BD	94	C	C5'-C4'-C3'	-6.18	106.10	116.00
40	BG	23	C	N1-C1'-C2'	-6.18	105.20	112.00
40	BG	25	G	N9-C1'-C2'	-6.18	105.20	112.00
40	BG	161	C	P-O3'-C3'	6.18	127.12	119.70
85	AA	292	C	C3'-C2'-C1'	-6.18	96.55	101.50
85	AA	422	G	N3-C4-C5	-6.18	125.51	128.60
85	AA	923	A	C5'-C4'-O4'	6.18	116.52	109.10
85	AA	1209	U	C4'-C3'-C2'	6.18	108.78	102.60
85	AA	1274	A	P-O3'-C3'	-6.18	112.28	119.70
85	AA	1359	U	O4'-C1'-N1	6.18	113.15	108.20
2	A1	96	PHE	CB-CG-CD2	-6.18	116.47	120.80
34	BA	47	U	C6-N1-C1'	6.18	129.85	121.20
34	BA	218	G	N1-C6-O6	6.18	123.61	119.90
34	BA	1210	A	C5'-C4'-C3'	-6.18	106.11	116.00
34	BA	1419	A	C6-N1-C2	-6.18	114.89	118.60
34	BA	1425	G	C5-C6-O6	-6.18	124.89	128.60
34	BA	1627	U	P-O5'-C5'	6.18	130.79	120.90
35	BB	1035	C	P-O5'-C5'	-6.18	111.01	120.90
35	BB	1040	C	OP1-P-OP2	-6.18	110.33	119.60
35	BB	1107	C	C6-N1-C2	-6.18	117.83	120.30
38	BE	20	C	N1-C2-O2	6.18	122.61	118.90
65	Bf	449	GLU	N-CA-CB	6.18	121.73	110.60
85	AA	291	G	O4'-C1'-N9	6.18	113.15	108.20
85	AA	339	A	C1'-O4'-C4'	-6.18	104.95	109.90
85	AA	687	G	N9-C1'-C2'	-6.18	105.20	112.00
85	AA	822	U	P-O5'-C5'	6.18	130.79	120.90
85	AA	2042	G	O4'-C1'-C2'	6.18	113.16	107.60
86	AB	31	A	O4'-C1'-N9	6.18	113.15	108.20
34	BA	983	A	C8-N9-C4	6.18	108.27	105.80

Continued on next page...

Continued from previous page...

Mol	Chain	Res	Type	Atoms	Z	Observed(°)	Ideal(°)
35	BB	717	A	C8-N9-C4	-6.18	103.33	105.80
40	BG	139	U	C2-N1-C1'	-6.18	110.28	117.70
77	Br	137	MET	CG-SD-CE	-6.18	90.31	100.20
85	AA	196	U	C5-C6-N1	-6.18	119.61	122.70
85	AA	1256	C	C1'-O4'-C4'	-6.18	104.96	109.90
34	BA	187	G	N3-C2-N2	6.18	124.23	119.90
35	BB	102	G	O5'-P-OP2	6.18	118.11	110.70
35	BB	119	G	C1'-O4'-C4'	-6.18	104.96	109.90
35	BB	329	U	C2-N1-C1'	6.18	125.11	117.70
35	BB	1183	U	O3'-P-O5'	6.18	115.74	104.00
85	AA	18	C	C5'-C4'-C3'	6.18	125.89	116.00
85	AA	210	G	O3'-P-O5'	-6.18	92.26	104.00
85	AA	271	A	O4'-C1'-N9	6.18	113.14	108.20
85	AA	722	G	O3'-P-O5'	-6.18	92.26	104.00
85	AA	995	G	O4'-C1'-N9	6.18	113.14	108.20
85	AA	1542	A	C4'-C3'-C2'	-6.18	96.42	102.60
85	AA	1794	U	C4'-C3'-C2'	-6.18	96.42	102.60
85	AA	1934	A	C8-N9-C4	-6.18	103.33	105.80
1	A0	213	ARG	CD-NE-CZ	-6.18	114.95	123.60
5	A4	163	ASP	CA-CB-CG	-6.18	99.81	113.40
34	BA	16	C	N1-C2-N3	6.18	123.53	119.20
34	BA	278	U	C5'-C4'-C3'	-6.18	106.12	116.00
34	BA	1514	A	C4-N9-C1'	-6.18	115.18	126.30
35	BB	144	G	C4-N9-C1'	-6.18	118.47	126.50
77	Br	210	MET	CG-SD-CE	-6.18	90.31	100.20
85	AA	1458	G	C2-N3-C4	6.18	114.99	111.90
85	AA	1698	A	C1'-O4'-C4'	-6.18	104.96	109.90
34	BA	964	U	N1-C2-O2	-6.18	118.48	122.80
34	BA	1052	G	O4'-C1'-C2'	6.18	113.16	107.60
34	BA	1754	C	O4'-C1'-N1	6.18	113.14	108.20
35	BB	1230	A	C8-N9-C1'	6.18	138.82	127.70
36	BC	147	G	N1-C2-N2	-6.18	110.64	116.20
38	BE	62	C	O4'-C1'-C2'	6.18	113.16	107.60
39	BF	65	U	O5'-C5'-C4'	-6.18	99.96	111.70
85	AA	588	G	C5'-C4'-C3'	-6.18	106.12	116.00
85	AA	1432	C	C6-N1-C2	-6.18	117.83	120.30
85	AA	1557	U	P-O5'-C5'	6.18	130.78	120.90
8	A7	264	ASP	CB-CG-OD1	6.17	123.86	118.30
34	BA	50	G	N7-C8-N9	-6.17	110.01	113.10
34	BA	764	G	P-O5'-C5'	6.17	130.78	120.90
34	BA	1221	A	C4-N9-C1'	-6.17	115.19	126.30
35	BB	84	G	O4'-C1'-N9	6.17	113.14	108.20

Continued on next page...

Continued from previous page...

Mol	Chain	Res	Type	Atoms	Z	Observed(°)	Ideal(°)
35	BB	618	U	C2-N1-C1'	-6.17	110.29	117.70
35	BB	768	A	C8-N9-C1'	6.17	138.82	127.70
36	BC	154	A	N9-C1'-C2'	-6.17	105.21	112.00
38	BE	38	C	O4'-C1'-N1	6.17	113.14	108.20
38	BE	160	C	O4'-C1'-N1	6.17	113.14	108.20
57	BX	101	ASN	CB-CA-C	6.17	122.75	110.40
62	Bc	111	ARG	NE-CZ-NH1	6.17	123.39	120.30
85	AA	412	G	P-O5'-C5'	-6.17	111.02	120.90
85	AA	1142	G	C1'-O4'-C4'	-6.17	104.96	109.90
85	AA	2077	G	C8-N9-C1'	6.17	135.03	127.00
85	AA	2102	A	C4'-C3'-C2'	-6.17	96.43	102.60
85	AA	2211	G	O3'-P-O5'	6.17	115.73	104.00
34	BA	375	C	N3-C2-O2	-6.17	117.58	121.90
81	Bv	75	ARG	NE-CZ-NH1	6.17	123.39	120.30
85	AA	485	A	C5'-C4'-O4'	6.17	116.51	109.10
34	BA	14	G	C4-N9-C1'	-6.17	118.48	126.50
34	BA	160	G	C4-C5-C6	-6.17	115.10	118.80
34	BA	648	C	C6-N1-C2	-6.17	117.83	120.30
34	BA	723	C	C6-N1-C2	-6.17	117.83	120.30
34	BA	1097	G	P-O5'-C5'	6.17	130.77	120.90
34	BA	1488	C	O5'-C5'-C4'	6.17	123.43	111.70
35	BB	64	U	O4'-C1'-N1	6.17	113.14	108.20
35	BB	368	C	O4'-C1'-C2'	6.17	113.15	107.60
35	BB	830	G	C1'-O4'-C4'	-6.17	104.96	109.90
35	BB	1003	G	C4-N9-C1'	-6.17	118.48	126.50
35	BB	1016	C	N3-C2-O2	-6.17	117.58	121.90
35	BB	1342	C	C4'-C3'-C2'	6.17	108.77	102.60
40	BG	9	G	N1-C6-O6	-6.17	116.20	119.90
85	AA	95	U	C2-N1-C1'	-6.17	110.29	117.70
85	AA	139	G	N3-C2-N2	6.17	124.22	119.90
85	AA	992	G	C5'-C4'-C3'	-6.17	106.13	116.00
85	AA	1092	G	O4'-C1'-N9	6.17	113.14	108.20
85	AA	2043	A	C4'-C3'-C2'	-6.17	96.43	102.60
85	AA	2114	U	C6-N1-C1'	6.17	129.84	121.20
86	AB	15	G	O5'-C5'-C4'	6.17	123.42	111.70
86	AB	56	C	C5'-C4'-O4'	6.17	116.51	109.10
34	BA	29	U	C5-C4-O4	6.17	129.60	125.90
34	BA	825	G	C5-C6-N1	6.17	114.58	111.50
34	BA	1163	G	N3-C2-N2	6.17	124.22	119.90
34	BA	1326	U	C6-N1-C1'	-6.17	112.56	121.20
34	BA	1538	G	O4'-C1'-N9	6.17	113.14	108.20
35	BB	892	U	C4'-C3'-C2'	-6.17	96.43	102.60

Continued on next page...

Continued from previous page...

Mol	Chain	Res	Type	Atoms	Z	Observed(°)	Ideal(°)
36	BC	75	G	C3'-C2'-C1'	-6.17	96.56	101.50
62	Bc	136	PHE	CB-CG-CD1	6.17	125.12	120.80
85	AA	496	C	N1-C2-O2	6.17	122.60	118.90
85	AA	1796	C	O4'-C4'-C3'	-6.17	97.83	104.00
34	BA	38	G	O4'-C1'-N9	6.17	113.14	108.20
34	BA	740	A	P-O3'-C3'	-6.17	112.30	119.70
34	BA	1173	C	O4'-C1'-C2'	6.17	113.15	107.60
34	BA	1400	A	N1-C6-N6	6.17	122.30	118.60
36	BC	76	C	C4'-C3'-C2'	-6.17	96.43	102.60
37	BD	26	C	C2-N3-C4	-6.17	116.82	119.90
37	BD	44	U	N3-C2-O2	-6.17	117.88	122.20
40	BG	23	C	O5'-P-OP2	6.17	118.10	110.70
40	BG	101	G	N9-C1'-C2'	-6.17	105.22	112.00
41	BH	66	G	C1'-O4'-C4'	-6.17	104.96	109.90
41	BH	76	G	C5-C6-O6	6.17	132.30	128.60
48	BO	75	PHE	CB-CG-CD2	-6.17	116.48	120.80
76	Bq	45	ARG	N-CA-CB	6.17	121.70	110.60
85	AA	340	G	C5'-C4'-C3'	-6.17	106.13	116.00
85	AA	718	C	C2-N1-C1'	-6.17	112.02	118.80
34	BA	514	U	P-O3'-C3'	-6.17	112.30	119.70
34	BA	712	C	OP1-P-OP2	-6.17	110.35	119.60
34	BA	769	U	O4'-C1'-N1	6.17	113.13	108.20
34	BA	1215	U	N1-C2-O2	6.17	127.12	122.80
34	BA	1332	U	C2-N3-C4	-6.17	123.30	127.00
34	BA	1456	C	O4'-C1'-N1	6.17	113.13	108.20
34	BA	1739	G	C4-C5-C6	-6.17	115.10	118.80
35	BB	449	C	N3-C4-C5	6.17	124.37	121.90
35	BB	950	G	C5-C6-O6	-6.17	124.90	128.60
35	BB	1177	U	O4'-C4'-C3'	-6.17	97.83	104.00
35	BB	1385	C	C1'-O4'-C4'	-6.17	104.97	109.90
38	BE	114	G	C1'-O4'-C4'	-6.17	104.97	109.90
83	Bx	91	PHE	CB-CG-CD1	-6.17	116.48	120.80
85	AA	349	C	C6-N1-C1'	6.17	128.20	120.80
85	AA	862	U	C2'-C3'-O3'	6.17	123.57	113.70
34	BA	250	G	O4'-C1'-N9	6.17	113.13	108.20
35	BB	351	G	N1-C6-O6	6.17	123.60	119.90
35	BB	714	U	N1-C2-N3	6.17	118.60	114.90
35	BB	1247	C	O4'-C1'-N1	6.17	113.13	108.20
35	BB	1297	G	O4'-C1'-N9	6.17	113.13	108.20
35	BB	1485	G	N3-C2-N2	6.17	124.22	119.90
36	BC	60	U	N3-C4-O4	6.17	123.72	119.40
41	BH	119	U	OP1-P-O3'	6.17	118.76	105.20

Continued on next page...

Continued from previous page...

Mol	Chain	Res	Type	Atoms	Z	Observed(°)	Ideal(°)
85	AA	1496	U	N1-C1'-C2'	-6.17	105.22	112.00
85	AA	2054	G	P-O5'-C5'	6.17	130.76	120.90
34	BA	960	C	N3-C2-O2	-6.16	117.59	121.90
34	BA	1019	C	C6-N1-C1'	-6.16	113.40	120.80
34	BA	1156	U	C5-C6-N1	-6.16	119.62	122.70
34	BA	1254	C	C6-N1-C2	-6.16	117.83	120.30
34	BA	1273	U	O3'-P-O5'	-6.16	92.29	104.00
34	BA	1532	G	N1-C2-N2	-6.16	110.65	116.20
34	BA	1796	A	C1'-O4'-C4'	-6.16	104.97	109.90
34	BA	1804	A	C1'-O4'-C4'	-6.16	104.97	109.90
35	BB	491	A	P-O3'-C3'	6.16	127.10	119.70
35	BB	844	G	O4'-C1'-N9	6.16	113.13	108.20
41	BH	12	U	N3-C4-C5	-6.16	110.90	114.60
65	Bf	360	ALA	N-CA-CB	6.16	118.73	110.10
85	AA	30	G	P-O3'-C3'	-6.16	112.31	119.70
85	AA	440	U	N1-C1'-C2'	-6.16	105.22	112.00
85	AA	929	G	N1-C6-O6	6.16	123.60	119.90
85	AA	1100	U	O3'-P-O5'	-6.16	92.29	104.00
85	AA	1862	C	O4'-C1'-N1	6.16	113.13	108.20
34	BA	161	U	C2'-C3'-O3'	6.16	123.56	113.70
34	BA	383	G	C2'-C3'-O3'	6.16	123.56	113.70
34	BA	1370	A	C5'-C4'-C3'	-6.16	106.14	116.00
35	BB	1048	A	C8-N9-C4	6.16	108.27	105.80
85	AA	25	C	O5'-P-OP1	6.16	118.09	110.70
85	AA	1184	A	P-O3'-C3'	-6.16	112.31	119.70
34	BA	526	C	C5-C4-N4	-6.16	115.89	120.20
34	BA	649	A	O4'-C1'-N9	6.16	113.13	108.20
34	BA	774	A	C5'-C4'-O4'	-6.16	101.71	109.10
34	BA	1120	U	C3'-C2'-C1'	-6.16	96.57	101.50
34	BA	1162	U	C6-N1-C2	-6.16	117.30	121.00
34	BA	1691	G	O3'-P-O5'	6.16	115.71	104.00
35	BB	257	G	C5-C6-O6	-6.16	124.90	128.60
35	BB	770	G	P-O5'-C5'	6.16	130.76	120.90
35	BB	1023	G	C1'-O4'-C4'	-6.16	104.97	109.90
36	BC	15	G	N1-C6-O6	6.16	123.60	119.90
67	Bh	53	TYR	CB-CG-CD2	-6.16	117.30	121.00
85	AA	36	U	C2-N3-C4	-6.16	123.30	127.00
85	AA	1116	G	C4-N9-C1'	-6.16	118.49	126.50
85	AA	1560	A	O4'-C4'-C3'	-6.16	97.84	104.00
16	AH	13	SER	O-C-N	-6.16	112.85	122.70
34	BA	119	G	O4'-C1'-N9	6.16	113.13	108.20
34	BA	367	G	N1-C6-O6	6.16	123.59	119.90

Continued on next page...

Continued from previous page...

Mol	Chain	Res	Type	Atoms	Z	Observed(°)	Ideal(°)
34	BA	1000	G	N1-C6-O6	-6.16	116.20	119.90
34	BA	1034	U	C5'-C4'-C3'	-6.16	106.15	116.00
34	BA	1704	G	C8-N9-C1'	6.16	135.00	127.00
35	BB	837	A	O3'-P-O5'	6.16	115.70	104.00
39	BF	9	C	N3-C4-N4	-6.16	113.69	118.00
40	BG	85	C	C2-N1-C1'	6.16	125.57	118.80
51	BR	16	LYS	CB-CA-C	-6.16	98.08	110.40
53	BT	6	LEU	N-CA-CB	6.16	122.72	110.40
64	Be	83	PHE	CB-CG-CD1	-6.16	116.49	120.80
85	AA	100	A	C8-N9-C4	-6.16	103.34	105.80
85	AA	245	A	C4-N9-C1'	-6.16	115.21	126.30
85	AA	424	A	C5-N7-C8	-6.16	100.82	103.90
85	AA	587	G	C8-N9-C1'	6.16	135.01	127.00
85	AA	768	C	P-O5'-C5'	-6.16	111.05	120.90
85	AA	938	A	P-O5'-C5'	6.16	130.75	120.90
34	BA	712	C	N3-C2-O2	-6.16	117.59	121.90
34	BA	1300	G	N1-C6-O6	6.16	123.59	119.90
35	BB	60	A	O4'-C1'-N9	6.16	113.13	108.20
35	BB	1045	G	C6-N1-C2	-6.16	121.41	125.10
85	AA	1694	C	O4'-C1'-N1	6.16	113.12	108.20
5	A4	127	PHE	CB-CG-CD1	6.16	125.11	120.80
34	BA	218	G	O4'-C1'-N9	6.16	113.12	108.20
34	BA	304	G	N9-C1'-C2'	-6.16	105.23	112.00
34	BA	657	C	O4'-C1'-N1	6.16	113.12	108.20
34	BA	1211	G	C4-N9-C1'	6.16	134.50	126.50
35	BB	419	G	C5-C6-O6	-6.16	124.91	128.60
35	BB	509	A	N1-C6-N6	6.16	122.29	118.60
35	BB	1452	U	P-O5'-C5'	6.16	130.75	120.90
37	BD	83	A	C8-N9-C4	6.16	108.26	105.80
38	BE	10	G	N3-C2-N2	-6.16	115.59	119.90
85	AA	826	C	C5'-C4'-O4'	6.16	116.49	109.10
85	AA	1063	U	O5'-C5'-C4'	6.16	123.39	111.70
85	AA	1704	C	N3-C4-C5	6.16	124.36	121.90
85	AA	2056	C	C5'-C4'-C3'	-6.16	106.15	116.00
34	BA	605	G	C5-C6-N1	6.15	114.58	111.50
34	BA	652	C	C4'-C3'-C2'	-6.15	96.45	102.60
35	BB	508	U	C2-N1-C1'	-6.15	110.32	117.70
35	BB	1259	A	C1'-O4'-C4'	-6.15	104.98	109.90
85	AA	154	U	O4'-C1'-N1	6.15	113.12	108.20
85	AA	338	G	C4-N9-C1'	-6.15	118.50	126.50
85	AA	691	U	O4'-C1'-N1	6.15	113.12	108.20
85	AA	2194	U	O4'-C1'-C2'	6.15	113.14	107.60

Continued on next page...

Continued from previous page...

Mol	Chain	Res	Type	Atoms	Z	Observed(°)	Ideal(°)
34	BA	147	U	O5'-C5'-C4'	-6.15	100.01	111.70
34	BA	280	A	C4'-C3'-C2'	6.15	108.75	102.60
34	BA	833	U	C4'-C3'-C2'	-6.15	96.45	102.60
34	BA	1185	U	O4'-C1'-N1	6.15	113.12	108.20
34	BA	1731	A	O4'-C4'-C3'	-6.15	97.85	104.00
35	BB	955	U	O4'-C1'-N1	6.15	113.12	108.20
37	BD	51	G	C8-N9-C4	6.15	108.86	106.40
40	BG	46	G	N1-C6-O6	6.15	123.59	119.90
57	BX	60	TYR	CB-CG-CD1	-6.15	117.31	121.00
85	AA	83	U	P-O5'-C5'	6.15	130.74	120.90
85	AA	521	A	P-O5'-C5'	6.15	130.75	120.90
31	AX	55	ARG	NE-CZ-NH2	-6.15	117.22	120.30
34	BA	13	U	C4-C5-C6	-6.15	116.01	119.70
34	BA	47	U	C2-N3-C4	-6.15	123.31	127.00
34	BA	605	G	O4'-C1'-N9	6.15	113.12	108.20
34	BA	768	G	C5'-C4'-C3'	-6.15	106.16	116.00
34	BA	851	C	C5'-C4'-C3'	6.15	125.84	116.00
34	BA	1212	A	C5-C6-N1	6.15	120.78	117.70
34	BA	1341	A	O4'-C4'-C3'	-6.15	97.85	104.00
35	BB	501	G	N3-C2-N2	6.15	124.21	119.90
35	BB	638	G	C4-N9-C1'	-6.15	118.50	126.50
36	BC	135	A	C5'-C4'-C3'	-6.15	106.16	116.00
37	BD	30	A	C8-N9-C4	6.15	108.26	105.80
39	BF	64	U	C6-N1-C1'	-6.15	112.59	121.20
41	BH	21	G	N9-C1'-C2'	-6.15	105.23	112.00
43	BJ	57	ARG	NE-CZ-NH1	6.15	123.38	120.30
85	AA	1259	U	P-O3'-C3'	-6.15	112.32	119.70
85	AA	1535	C	C3'-C2'-C1'	6.15	106.42	101.50
85	AA	1568	U	O4'-C1'-N1	6.15	113.12	108.20
27	AT	10	VAL	CB-CA-C	-6.15	99.72	111.40
34	BA	89	G	C5'-C4'-C3'	6.15	125.84	116.00
34	BA	503	C	P-O3'-C3'	-6.15	112.32	119.70
34	BA	767	U	P-O5'-C5'	-6.15	111.06	120.90
34	BA	1295	U	O4'-C1'-C2'	6.15	113.13	107.60
34	BA	1747	C	O3'-P-O5'	6.15	115.68	104.00
35	BB	1268	C	N3-C2-O2	-6.15	117.59	121.90
38	BE	106	C	N3-C4-N4	6.15	122.30	118.00
85	AA	305	A	O4'-C4'-C3'	-6.15	97.85	104.00
85	AA	2086	C	O4'-C1'-N1	6.15	113.12	108.20
34	BA	289	A	C5-C6-N1	6.15	120.77	117.70
34	BA	1087	A	C6-N1-C2	-6.15	114.91	118.60
35	BB	1452	U	C5'-C4'-C3'	6.15	125.84	116.00

Continued on next page...

Continued from previous page...

Mol	Chain	Res	Type	Atoms	Z	Observed(°)	Ideal(°)
45	BL	167	MET	CG-SD-CE	-6.15	90.36	100.20
59	BZ	40	TYR	CA-CB-CG	-6.15	101.72	113.40
69	Bj	10	ARG	NE-CZ-NH1	6.15	123.37	120.30
85	AA	163	C	C6-N1-C1'	-6.15	113.42	120.80
85	AA	338	G	C1'-O4'-C4'	-6.15	104.98	109.90
85	AA	447	C	C4'-C3'-C2'	6.15	108.75	102.60
85	AA	451	G	N3-C2-N2	6.15	124.20	119.90
85	AA	667	A	P-O5'-C5'	-6.15	111.06	120.90
85	AA	692	U	C2-N3-C4	-6.15	123.31	127.00
85	AA	1526	G	C8-N9-C4	-6.15	103.94	106.40
85	AA	1909	C	C4'-C3'-C2'	-6.15	96.45	102.60
85	AA	1932	C	C6-N1-C1'	-6.15	113.42	120.80
85	AA	1974	C	P-O5'-C5'	-6.15	111.06	120.90
29	AV	53	ARG	NE-CZ-NH1	6.15	123.37	120.30
34	BA	217	C	C5'-C4'-C3'	-6.15	106.17	116.00
34	BA	703	U	C6-N1-C2	-6.15	117.31	121.00
36	BC	108	A	C5'-C4'-O4'	6.15	116.47	109.10
37	BD	93	G	C5-C6-N1	6.15	114.57	111.50
34	BA	3	G	O4'-C1'-N9	6.14	113.11	108.20
34	BA	277	A	N7-C8-N9	-6.14	110.73	113.80
34	BA	449	G	N7-C8-N9	-6.14	110.03	113.10
34	BA	1087	A	C5'-C4'-C3'	-6.14	106.17	116.00
34	BA	1515	U	N1-C1'-C2'	-6.14	105.24	112.00
34	BA	1583	A	C8-N9-C4	6.14	108.26	105.80
34	BA	1711	G	C2-N3-C4	6.14	114.97	111.90
35	BB	474	G	C5-C6-O6	-6.14	124.91	128.60
35	BB	557	C	N3-C2-O2	-6.14	117.60	121.90
35	BB	857	G	C5-C6-O6	-6.14	124.91	128.60
35	BB	1346	A	C5'-C4'-C3'	6.14	125.83	116.00
37	BD	80	G	C5-C6-N1	6.14	114.57	111.50
41	BH	22	A	C4'-C3'-O3'	-6.14	96.50	109.40
41	BH	52	G	C5-C6-O6	-6.14	124.91	128.60
65	Bf	268	SER	N-CA-CB	6.14	119.72	110.50
85	AA	145	C	C1'-O4'-C4'	-6.14	104.98	109.90
85	AA	536	C	C1'-O4'-C4'	-6.14	104.98	109.90
85	AA	551	C	C6-N1-C2	-6.14	117.84	120.30
85	AA	1198	U	C2-N3-C4	-6.14	123.31	127.00
34	BA	513	U	O4'-C1'-C2'	6.14	113.13	107.60
34	BA	1325	G	C5-C6-N1	6.14	114.57	111.50
34	BA	1666	U	C1'-O4'-C4'	-6.14	104.99	109.90
34	BA	1726	U	C6-N1-C2	-6.14	117.31	121.00
35	BB	552	C	O4'-C1'-C2'	6.14	113.13	107.60

Continued on next page...

Continued from previous page...

Mol	Chain	Res	Type	Atoms	Z	Observed(°)	Ideal(°)
38	BE	106	C	P-O3'-C3'	-6.14	112.33	119.70
41	BH	63	G	C2'-C3'-O3'	6.14	123.53	113.70
41	BH	103	C	C5'-C4'-C3'	6.14	125.83	116.00
71	Bl	93	VAL	N-CA-CB	-6.14	97.99	111.50
85	AA	114	C	P-O3'-C3'	-6.14	112.33	119.70
85	AA	383	C	C5-C4-N4	6.14	124.50	120.20
85	AA	1218	C	O4'-C1'-N1	6.14	113.11	108.20
85	AA	2046	G	C1'-O4'-C4'	-6.14	104.99	109.90
34	BA	1187	U	C3'-C2'-C1'	-6.14	96.59	101.50
35	BB	1070	G	C3'-C2'-C1'	-6.14	96.59	101.50
35	BB	1319	U	P-O3'-C3'	-6.14	112.33	119.70
85	AA	764	U	C2-N3-C4	6.14	130.68	127.00
85	AA	1378	U	C2-N3-C4	-6.14	123.31	127.00
85	AA	2204	A	C8-N9-C4	6.14	108.26	105.80
3	A2	39	ALA	N-CA-CB	6.14	118.70	110.10
34	BA	917	C	N1-C2-O2	6.14	122.58	118.90
34	BA	1030	C	C1'-O4'-C4'	-6.14	104.99	109.90
34	BA	1052	G	C8-N9-C4	6.14	108.86	106.40
34	BA	1231	C	C3'-C2'-C1'	-6.14	96.59	101.50
34	BA	1233	U	O4'-C1'-C2'	6.14	113.13	107.60
34	BA	1365	U	O3'-P-O5'	-6.14	92.34	104.00
34	BA	1472	G	C5-C6-N1	6.14	114.57	111.50
34	BA	1788	U	P-O5'-C5'	6.14	130.72	120.90
34	BA	1807	G	N3-C2-N2	6.14	124.20	119.90
35	BB	126	C	C1'-O4'-C4'	-6.14	104.99	109.90
35	BB	130	G	O4'-C1'-C2'	6.14	113.12	107.60
35	BB	775	U	N3-C4-O4	-6.14	115.10	119.40
35	BB	1063	C	C5'-C4'-C3'	-6.14	106.18	116.00
35	BB	1397	G	C5'-C4'-C3'	-6.14	106.17	116.00
40	BG	119	A	P-O3'-C3'	6.14	127.07	119.70
44	BK	10	ARG	NE-CZ-NH2	-6.14	117.23	120.30
73	Bn	57	ARG	NE-CZ-NH1	6.14	123.37	120.30
74	Bo	47	PHE	CA-CB-CG	-6.14	99.16	113.90
85	AA	115	U	O3'-P-O5'	-6.14	92.34	104.00
85	AA	217	G	N1-C6-O6	6.14	123.58	119.90
85	AA	258	G	C4-N9-C1'	-6.14	118.52	126.50
85	AA	744	C	C4-C5-C6	-6.14	114.33	117.40
85	AA	1106	A	C4'-C3'-C2'	-6.14	96.46	102.60
85	AA	1521	U	O3'-P-O5'	-6.14	92.34	104.00
85	AA	2145	G	C5-C6-N1	6.14	114.57	111.50
34	BA	549	G	N1-C6-O6	-6.14	116.22	119.90
34	BA	1418	G	O5'-P-OP2	-6.14	100.18	105.70

Continued on next page...

Continued from previous page...

Mol	Chain	Res	Type	Atoms	Z	Observed(°)	Ideal(°)
35	BB	1091	C	C5'-C4'-C3'	-6.14	106.18	116.00
37	BD	68	C	N3-C2-O2	-6.14	117.60	121.90
37	BD	79	G	C4'-C3'-C2'	6.14	108.74	102.60
38	BE	154	A	N9-C1'-C2'	-6.14	105.25	112.00
85	AA	161	A	C5'-C4'-O4'	6.14	116.47	109.10
85	AA	1576	G	C4-C5-C6	-6.14	115.12	118.80
85	AA	2102	A	N9-C1'-C2'	-6.14	105.25	112.00
23	AP	136	ARG	NE-CZ-NH2	-6.14	117.23	120.30
34	BA	33	C	O4'-C1'-N1	6.14	113.11	108.20
34	BA	294	C	O3'-P-O5'	6.14	115.66	104.00
34	BA	401	A	C4-C5-C6	-6.14	113.93	117.00
34	BA	523	A	C4-N9-C1'	-6.14	115.25	126.30
34	BA	617	G	P-O3'-C3'	-6.14	112.34	119.70
34	BA	678	C	C3'-C2'-C1'	6.14	106.41	101.50
34	BA	1058	C	O3'-P-O5'	6.14	115.66	104.00
35	BB	829	C	P-O3'-C3'	6.14	127.06	119.70
35	BB	1143	A	P-O3'-C3'	-6.14	112.34	119.70
35	BB	1442	C	C5'-C4'-C3'	6.14	125.82	116.00
39	BF	17	U	C4-C5-C6	-6.14	116.02	119.70
41	BH	49	C	C6-N1-C1'	-6.14	113.44	120.80
65	Bf	416	PHE	CB-CG-CD2	-6.14	116.50	120.80
84	By	173	PHE	CB-CG-CD1	6.14	125.10	120.80
85	AA	389	A	C1'-O4'-C4'	-6.14	104.99	109.90
85	AA	478	U	C5'-C4'-C3'	-6.14	106.18	116.00
85	AA	719	C	C3'-C2'-C1'	-6.14	96.59	101.50
85	AA	1251	G	C5-C6-O6	-6.14	124.92	128.60
24	AQ	42	ASN	CA-CB-CG	-6.13	99.91	113.40
34	BA	1176	C	N3-C2-O2	-6.13	117.61	121.90
35	BB	1315	C	O5'-C5'-C4'	-6.13	100.05	111.70
35	BB	1379	U	P-O3'-C3'	6.13	127.06	119.70
35	BB	1487	G	P-O5'-C5'	-6.13	111.08	120.90
40	BG	29	U	N3-C4-C5	6.13	118.28	114.60
63	Bd	29	MET	CG-SD-CE	-6.13	90.39	100.20
71	Bl	139	ARG	NE-CZ-NH1	6.13	123.37	120.30
85	AA	146	U	P-O5'-C5'	-6.13	111.08	120.90
85	AA	909	C	C2'-C3'-O3'	6.13	123.51	113.70
85	AA	920	A	N9-C1'-C2'	-6.13	105.25	112.00
85	AA	922	A	C5'-C4'-O4'	6.13	116.46	109.10
85	AA	2096	G	C8-N9-C4	-6.13	103.95	106.40
34	BA	1011	G	N1-C6-O6	6.13	123.58	119.90
34	BA	1260	G	C8-N9-C1'	6.13	134.97	127.00
35	BB	148	C	P-O3'-C3'	6.13	127.06	119.70

Continued on next page...

Continued from previous page...

Mol	Chain	Res	Type	Atoms	Z	Observed(°)	Ideal(°)
35	BB	386	G	C5-C6-O6	-6.13	124.92	128.60
35	BB	604	C	C1'-O4'-C4'	-6.13	104.99	109.90
35	BB	1164	U	C6-N1-C1'	6.13	129.79	121.20
38	BE	102	U	C6-N1-C1'	-6.13	112.61	121.20
41	BH	130	G	C5-C6-N1	6.13	114.57	111.50
85	AA	862	U	C6-N1-C2	-6.13	117.32	121.00
85	AA	1616	U	O4'-C1'-N1	6.13	113.11	108.20
86	AB	32	U	C2-N1-C1'	-6.13	110.34	117.70
34	BA	686	U	N3-C2-O2	-6.13	117.91	122.20
34	BA	881	C	N1-C2-O2	6.13	122.58	118.90
34	BA	1240	G	C4-C5-N7	6.13	113.25	110.80
34	BA	1540	C	C5-C4-N4	-6.13	115.91	120.20
35	BB	506	G	N3-C2-N2	6.13	124.19	119.90
35	BB	985	A	P-O3'-C3'	6.13	127.06	119.70
35	BB	1077	C	N3-C4-N4	-6.13	113.71	118.00
35	BB	1279	C	C5'-C4'-C3'	6.13	125.81	116.00
35	BB	1300	U	O4'-C1'-N1	6.13	113.11	108.20
35	BB	1481	C	O5'-C5'-C4'	6.13	123.35	111.70
36	BC	168	C	C5'-C4'-O4'	6.13	116.46	109.10
40	BG	172	C	C5'-C4'-O4'	6.13	116.46	109.10
41	BH	101	A	C1'-O4'-C4'	-6.13	105.00	109.90
85	AA	80	G	C4'-C3'-C2'	-6.13	96.47	102.60
85	AA	643	C	C3'-C2'-C1'	-6.13	96.59	101.50
85	AA	717	G	C4-N9-C1'	-6.13	118.53	126.50
85	AA	739	C	C4'-C3'-C2'	-6.13	96.47	102.60
85	AA	1016	G	C5'-C4'-C3'	-6.13	106.19	116.00
85	AA	1303	U	O4'-C1'-N1	6.13	113.11	108.20
85	AA	1874	G	P-O3'-C3'	6.13	127.06	119.70
35	BB	650	A	C4'-C3'-C2'	-6.13	96.47	102.60
35	BB	1335	G	N1-C6-O6	-6.13	116.22	119.90
77	Br	75	ILE	N-CA-C	6.13	127.55	111.00
85	AA	354	C	N3-C2-O2	-6.13	117.61	121.90
85	AA	913	U	O4'-C1'-N1	6.13	113.10	108.20
85	AA	1338	C	O4'-C1'-N1	6.13	113.10	108.20
29	AV	99	ARG	NE-CZ-NH1	6.13	123.36	120.30
34	BA	449	G	C4-C5-C6	-6.13	115.12	118.80
34	BA	511	U	C6-N1-C1'	-6.13	112.62	121.20
39	BF	38	C	N3-C4-C5	-6.13	119.45	121.90
85	AA	762	U	C5'-C4'-C3'	6.13	125.81	116.00
85	AA	787	U	C1'-O4'-C4'	-6.13	105.00	109.90
85	AA	1549	G	C5-N7-C8	-6.13	101.24	104.30
86	AB	10	G	O3'-P-O5'	-6.13	92.36	104.00

Continued on next page...

Continued from previous page...

Mol	Chain	Res	Type	Atoms	Z	Observed(°)	Ideal(°)
29	AV	68	MET	N-CA-C	-6.13	94.46	111.00
34	BA	120	A	P-O5'-C5'	6.13	130.70	120.90
34	BA	898	G	C4'-C3'-C2'	-6.13	96.47	102.60
34	BA	1062	G	P-O3'-C3'	6.13	127.05	119.70
34	BA	1329	U	N1-C2-O2	6.13	127.09	122.80
34	BA	1354	G	O4'-C1'-N9	6.13	113.10	108.20
35	BB	419	G	C3'-C2'-C1'	-6.13	96.60	101.50
35	BB	1539	C	N3-C2-O2	-6.13	117.61	121.90
36	BC	103	A	P-O5'-C5'	-6.13	111.10	120.90
38	BE	146	U	O4'-C1'-N1	6.13	113.10	108.20
39	BF	58	U	OP2-P-O3'	6.13	118.68	105.20
40	BG	117	C	O4'-C1'-N1	6.13	113.10	108.20
85	AA	836	A	C5-C6-N1	6.13	120.76	117.70
85	AA	2197	A	O5'-C5'-C4'	6.13	123.34	111.70
85	AA	2237	G	C8-N9-C1'	6.13	134.97	127.00
30	AW	48	TYR	CA-CB-CG	-6.12	101.76	113.40
34	BA	298	G	C4-N9-C1'	6.12	134.46	126.50
34	BA	1784	G	P-O5'-C5'	6.12	130.70	120.90
35	BB	557	C	O4'-C1'-N1	6.12	113.10	108.20
35	BB	814	A	N1-C6-N6	-6.12	114.92	118.60
35	BB	1288	G	C4-N9-C1'	-6.12	118.54	126.50
35	BB	1539	C	N1-C1'-C2'	-6.12	105.26	112.00
37	BD	66	G	N9-C1'-C2'	-6.12	105.26	112.00
80	Bu	244	ASP	C-N-CA	6.12	137.01	121.70
85	AA	266	U	C6-N1-C2	-6.12	117.33	121.00
85	AA	858	G	C6-N1-C2	-6.12	121.42	125.10
25	AR	51	ASP	N-CA-C	-6.12	94.47	111.00
34	BA	535	G	C5-C6-N1	6.12	114.56	111.50
34	BA	1184	A	C6-N1-C2	-6.12	114.93	118.60
34	BA	1673	G	C5-C6-N1	6.12	114.56	111.50
34	BA	1709	A	C1'-O4'-C4'	-6.12	105.00	109.90
34	BA	1737	A	P-O3'-C3'	-6.12	112.35	119.70
35	BB	257	G	N1-C6-O6	6.12	123.57	119.90
35	BB	296	G	O4'-C1'-N9	6.12	113.10	108.20
35	BB	441	G	O4'-C1'-C2'	6.12	113.11	107.60
35	BB	535	U	C2-N1-C1'	-6.12	110.35	117.70
35	BB	1314	G	C3'-C2'-C1'	-6.12	96.60	101.50
38	BE	166	G	O5'-P-OP2	-6.12	100.19	105.70
41	BH	132	C	C5-C6-N1	6.12	124.06	121.00
45	BL	157	PHE	CB-CG-CD2	-6.12	116.51	120.80
84	By	112	ASN	CB-CA-C	-6.12	98.15	110.40
85	AA	559	G	C4'-C3'-C2'	-6.12	96.48	102.60

Continued on next page...

Continued from previous page...

Mol	Chain	Res	Type	Atoms	Z	Observed(°)	Ideal(°)
85	AA	1154	A	O4'-C1'-N9	6.12	113.10	108.20
85	AA	1236	G	O4'-C4'-C3'	-6.12	97.88	104.00
85	AA	1240	A	C5-C6-N6	-6.12	118.80	123.70
34	BA	504	A	O5'-C5'-C4'	-6.12	100.07	111.70
34	BA	1026	C	N3-C4-C5	6.12	124.35	121.90
34	BA	1167	A	C8-N9-C4	6.12	108.25	105.80
34	BA	1305	A	C6-N1-C2	-6.12	114.93	118.60
35	BB	95	A	O4'-C1'-N9	6.12	113.10	108.20
35	BB	977	G	C4'-C3'-C2'	-6.12	96.48	102.60
35	BB	1283	C	C3'-C2'-C1'	-6.12	96.60	101.50
35	BB	1419	G	C6-N1-C2	-6.12	121.43	125.10
69	Bj	109	LYS	N-CA-CB	-6.12	99.58	110.60
85	AA	189	G	C3'-C2'-C1'	-6.12	96.60	101.50
85	AA	532	G	C4'-C3'-C2'	-6.12	96.48	102.60
85	AA	1670	U	C5-C4-O4	6.12	129.57	125.90
85	AA	1730	C	C6-N1-C2	-6.12	117.85	120.30
85	AA	2099	C	O4'-C1'-N1	6.12	113.10	108.20
19	AK	126	ASP	CA-CB-CG	-6.12	99.94	113.40
34	BA	904	G	C1'-O4'-C4'	-6.12	105.00	109.90
34	BA	1390	C	O4'-C1'-N1	6.12	113.10	108.20
41	BH	57	A	O4'-C1'-N9	6.12	113.10	108.20
85	AA	1784	G	C4'-C3'-C2'	-6.12	96.48	102.60
85	AA	2100	A	C4'-C3'-C2'	6.12	108.72	102.60
34	BA	10	G	C1'-O4'-C4'	-6.12	105.00	109.90
34	BA	170	U	O4'-C1'-N1	6.12	113.09	108.20
34	BA	175	G	C4-N9-C1'	-6.12	118.55	126.50
34	BA	187	G	C4-N9-C1'	-6.12	118.55	126.50
34	BA	241	U	O3'-P-O5'	-6.12	92.38	104.00
34	BA	603	U	O5'-P-OP2	-6.12	100.19	105.70
34	BA	667	U	C2-N1-C1'	-6.12	110.36	117.70
34	BA	691	A	C8-N9-C4	6.12	108.25	105.80
34	BA	1211	G	N3-C2-N2	-6.12	115.62	119.90
34	BA	1668	C	O4'-C1'-N1	6.12	113.09	108.20
34	BA	1675	C	N3-C2-O2	-6.12	117.62	121.90
35	BB	155	G	C5-C6-O6	-6.12	124.93	128.60
38	BE	172	U	N1-C2-O2	6.12	127.08	122.80
41	BH	20	A	O4'-C1'-N9	6.12	113.09	108.20
41	BH	23	G	C1'-O4'-C4'	6.12	114.80	109.90
48	BO	168	TYR	CA-CB-CG	-6.12	101.77	113.40
85	AA	600	C	O5'-P-OP1	-6.12	100.19	105.70
85	AA	703	U	P-O3'-C3'	-6.12	112.36	119.70
85	AA	1848	G	N9-C4-C5	-6.12	102.95	105.40

Continued on next page...

Continued from previous page...

Mol	Chain	Res	Type	Atoms	Z	Observed(°)	Ideal(°)
5	A4	91	PHE	CB-CG-CD2	-6.12	116.52	120.80
34	BA	1204	U	C2-N1-C1'	-6.12	110.36	117.70
35	BB	811	C	O4'-C1'-N1	6.12	113.09	108.20
37	BD	5	A	O4'-C1'-N9	6.12	113.09	108.20
85	AA	397	G	C5-C6-N1	6.12	114.56	111.50
85	AA	718	C	C6-N1-C1'	6.12	128.14	120.80
85	AA	972	G	O4'-C1'-C2'	6.12	113.11	107.60
34	BA	813	C	N1-C2-O2	6.12	122.57	118.90
34	BA	892	C	C6-N1-C1'	6.12	128.14	120.80
34	BA	916	A	P-O3'-C3'	-6.12	112.36	119.70
34	BA	1639	U	C6-N1-C1'	6.12	129.76	121.20
34	BA	1779	U	O4'-C1'-N1	6.12	113.09	108.20
35	BB	139	G	P-O3'-C3'	-6.12	112.36	119.70
35	BB	788	U	C5-C4-O4	6.12	129.57	125.90
35	BB	1476	C	N3-C2-O2	-6.12	117.62	121.90
38	BE	96	G	C4-C5-N7	-6.12	108.35	110.80
38	BE	194	A	C6-C5-N7	-6.12	128.02	132.30
49	BP	32	ASP	CB-CA-C	6.12	122.63	110.40
67	Bh	128	ASP	N-CA-CB	-6.12	99.59	110.60
85	AA	1174	G	P-O3'-C3'	-6.12	112.36	119.70
85	AA	1313	C	C6-N1-C2	-6.12	117.85	120.30
85	AA	1337	A	C3'-C2'-C1'	-6.12	96.61	101.50
85	AA	1647	G	N3-C4-C5	-6.12	125.54	128.60
85	AA	1731	G	N3-C4-C5	-6.12	125.54	128.60
85	AA	1792	C	C3'-C2'-C1'	6.12	106.39	101.50
86	AB	65	G	C8-N9-C1'	-6.12	119.05	127.00
34	BA	8	G	C3'-C2'-C1'	-6.11	96.61	101.50
34	BA	50	G	C5-C6-N1	6.11	114.56	111.50
34	BA	257	G	C3'-C2'-C1'	-6.11	96.61	101.50
34	BA	261	A	N1-C6-N6	6.11	122.27	118.60
34	BA	418	G	O4'-C1'-C2'	-6.11	99.69	105.80
34	BA	422	C	C2-N3-C4	-6.11	116.84	119.90
34	BA	797	A	C3'-C2'-C1'	6.11	106.39	101.50
34	BA	933	U	C5-C6-N1	-6.11	119.64	122.70
34	BA	1218	G	C5-C6-O6	6.11	132.27	128.60
34	BA	1281	U	N3-C2-O2	-6.11	117.92	122.20
34	BA	1417	C	O4'-C1'-N1	6.11	113.09	108.20
40	BG	28	A	P-O3'-C3'	-6.11	112.36	119.70
41	BH	65	G	C8-N9-C1'	6.11	134.95	127.00
85	AA	601	A	O4'-C4'-C3'	-6.11	97.89	104.00
85	AA	1651	C	N1-C1'-C2'	-6.11	105.28	112.00
24	AQ	101	PHE	CB-CG-CD1	6.11	125.08	120.80

Continued on next page...

Continued from previous page...

Mol	Chain	Res	Type	Atoms	Z	Observed(°)	Ideal(°)
34	BA	1442	A	N1-C2-N3	6.11	132.36	129.30
85	AA	306	C	P-O5'-C5'	-6.11	111.12	120.90
85	AA	1876	U	P-O3'-C3'	6.11	127.03	119.70
85	AA	1971	G	O4'-C1'-N9	6.11	113.09	108.20
34	BA	469	C	OP2-P-O3'	6.11	118.64	105.20
34	BA	1674	G	P-O5'-C5'	-6.11	111.12	120.90
35	BB	405	U	C3'-C2'-C1'	6.11	106.39	101.50
35	BB	1187	G	P-O5'-C5'	-6.11	111.12	120.90
56	BW	37	TYR	CB-CG-CD1	6.11	124.67	121.00
67	Bh	77	THR	N-CA-CB	6.11	121.91	110.30
77	Br	217	ARG	N-CA-CB	6.11	121.60	110.60
77	Br	250	TRP	CA-CB-CG	-6.11	102.09	113.70
85	AA	852	C	C5-C4-N4	-6.11	115.92	120.20
85	AA	1206	A	C1'-O4'-C4'	-6.11	105.01	109.90
85	AA	1441	G	C5-C6-N1	6.11	114.56	111.50
85	AA	1668	G	C1'-O4'-C4'	-6.11	105.01	109.90
85	AA	1992	A	N7-C8-N9	6.11	116.86	113.80
34	BA	5	C	C2-N3-C4	6.11	122.95	119.90
34	BA	15	G	C5-N7-C8	-6.11	101.25	104.30
34	BA	320	G	N1-C6-O6	-6.11	116.23	119.90
34	BA	894	G	C5-C6-O6	6.11	132.26	128.60
35	BB	3	C	N3-C2-O2	-6.11	117.62	121.90
38	BE	13	A	O4'-C4'-C3'	-6.11	97.89	104.00
41	BH	52	G	C8-N9-C4	-6.11	103.96	106.40
58	BY	75	ARG	NE-CZ-NH1	6.11	123.35	120.30
85	AA	2106	C	C5'-C4'-C3'	-6.11	106.23	116.00
7	A6	140	VAL	N-CA-C	-6.11	94.51	111.00
34	BA	1251	A	O4'-C1'-C2'	6.11	113.10	107.60
34	BA	1295	U	O5'-C5'-C4'	6.11	123.31	111.70
35	BB	472	C	C6-N1-C1'	6.11	128.13	120.80
35	BB	1066	G	N1-C6-O6	6.11	123.56	119.90
35	BB	1304	U	P-O5'-C5'	-6.11	111.13	120.90
35	BB	1428	C	C5'-C4'-C3'	-6.11	106.23	116.00
35	BB	1485	G	C5'-C4'-O4'	6.11	116.43	109.10
36	BC	144	C	C6-N1-C2	-6.11	117.86	120.30
37	BD	85	C	C6-N1-C1'	6.11	128.13	120.80
38	BE	133	C	P-O5'-C5'	-6.11	111.13	120.90
65	Bf	447	ARG	NE-CZ-NH1	6.11	123.35	120.30
85	AA	245	A	C3'-C2'-C1'	-6.11	96.61	101.50
85	AA	867	G	N9-C1'-C2'	-6.11	105.28	112.00
85	AA	1509	A	N7-C8-N9	6.11	116.85	113.80
85	AA	1865	C	P-O3'-C3'	6.11	127.03	119.70

Continued on next page...

Continued from previous page...

Mol	Chain	Res	Type	Atoms	Z	Observed(°)	Ideal(°)
85	AA	2089	G	O4'-C1'-C2'	6.11	113.10	107.60
85	AA	2215	C	C4'-C3'-C2'	6.11	108.71	102.60
6	A5	78	ILE	N-CA-C	-6.11	94.52	111.00
34	BA	153	C	O4'-C1'-N1	6.11	113.08	108.20
34	BA	521	C	C2-N3-C4	-6.11	116.85	119.90
34	BA	847	U	O4'-C1'-C2'	-6.11	99.69	105.80
35	BB	961	G	C5'-C4'-C3'	-6.11	106.23	116.00
35	BB	1383	C	N3-C4-N4	6.11	122.27	118.00
38	BE	184	G	C4-N9-C1'	-6.11	118.56	126.50
85	AA	369	A	O5'-C5'-C4'	-6.11	100.10	111.70
85	AA	868	A	C5-C6-N6	-6.11	118.81	123.70
85	AA	1595	G	P-O3'-C3'	-6.11	112.37	119.70
85	AA	1979	A	N9-C1'-C2'	-6.11	105.28	112.00
85	AA	2008	G	P-O3'-C3'	-6.11	112.37	119.70
10	A9	152	MET	CG-SD-CE	-6.10	90.43	100.20
34	BA	1379	G	O4'-C1'-N9	6.10	113.08	108.20
35	BB	818	U	C1'-O4'-C4'	-6.10	105.02	109.90
35	BB	1461	C	OP1-P-OP2	-6.10	110.44	119.60
82	Bw	82	ARG	CD-NE-CZ	6.10	132.15	123.60
85	AA	162	A	C5-C6-N6	-6.10	118.82	123.70
85	AA	748	C	C6-N1-C2	-6.10	117.86	120.30
85	AA	1458	G	C5'-C4'-C3'	-6.10	106.23	116.00
7	A6	113	PHE	CB-CG-CD2	-6.10	116.53	120.80
19	AK	68	ARG	NE-CZ-NH2	-6.10	117.25	120.30
34	BA	72	U	N3-C2-O2	-6.10	117.93	122.20
34	BA	371	U	C2-N1-C1'	-6.10	110.38	117.70
34	BA	975	A	C5'-C4'-C3'	-6.10	106.24	116.00
34	BA	1701	U	N1-C2-N3	6.10	118.56	114.90
35	BB	483	C	O5'-C5'-C4'	-6.10	100.11	111.70
35	BB	631	G	C4-N9-C1'	6.10	134.43	126.50
65	Bf	277	THR	N-CA-CB	6.10	121.89	110.30
34	BA	23	A	C5'-C4'-C3'	-6.10	106.24	116.00
35	BB	1040	C	O5'-P-OP2	6.10	118.02	110.70
36	BC	82	C	C2-N1-C1'	6.10	125.51	118.80
38	BE	85	G	C5'-C4'-O4'	-6.10	101.78	109.10
39	BF	52	A	O3'-P-O5'	-6.10	92.41	104.00
47	BN	206	ARG	NE-CZ-NH2	-6.10	117.25	120.30
85	AA	543	A	O4'-C1'-N9	6.10	113.08	108.20
85	AA	660	G	C8-N9-C4	6.10	108.84	106.40
85	AA	663	C	P-O5'-C5'	-6.10	111.14	120.90
85	AA	986	U	O4'-C1'-N1	6.10	113.08	108.20
85	AA	1456	A	C5-C6-N6	-6.10	118.82	123.70

Continued on next page...

Continued from previous page...

Mol	Chain	Res	Type	Atoms	Z	Observed(°)	Ideal(°)
34	BA	244	A	P-O3'-C3'	-6.10	112.38	119.70
34	BA	479	U	C5'-C4'-C3'	-6.10	106.24	116.00
34	BA	765	U	C5'-C4'-O4'	6.10	116.42	109.10
34	BA	882	G	P-O5'-C5'	-6.10	111.14	120.90
35	BB	505	G	N9-C1'-C2'	-6.10	105.29	112.00
35	BB	860	U	C6-N1-C1'	-6.10	112.66	121.20
35	BB	1357	C	N1-C2-O2	6.10	122.56	118.90
38	BE	110	U	C4'-C3'-C2'	-6.10	96.50	102.60
39	BF	57	C	N1-C1'-C2'	-6.10	105.29	112.00
40	BG	181	C	C2-N3-C4	-6.10	116.85	119.90
63	Bd	14	ARG	NE-CZ-NH1	6.10	123.35	120.30
85	AA	165	C	C1'-O4'-C4'	-6.10	105.02	109.90
85	AA	169	G	C8-N9-C1'	6.10	134.93	127.00
85	AA	491	G	N1-C2-N2	-6.10	110.71	116.20
85	AA	558	U	P-O5'-C5'	-6.10	111.14	120.90
85	AA	1135	U	C5'-C4'-C3'	-6.10	106.24	116.00
85	AA	2179	C	P-O5'-C5'	6.10	130.66	120.90
85	AA	2182	A	C5-C6-N6	-6.10	118.82	123.70
26	AS	67	ARG	NE-CZ-NH2	-6.10	117.25	120.30
34	BA	600	G	C4-N9-C1'	-6.10	118.57	126.50
34	BA	624	G	C6-N1-C2	-6.10	121.44	125.10
34	BA	841	G	C5'-C4'-C3'	-6.10	106.25	116.00
34	BA	1200	U	C5-C4-O4	-6.10	122.24	125.90
34	BA	1797	A	N1-C2-N3	-6.10	126.25	129.30
35	BB	416	U	O4'-C1'-C2'	6.10	113.09	107.60
35	BB	1269	A	C3'-C2'-C1'	-6.10	96.62	101.50
35	BB	1334	C	P-O3'-C3'	-6.10	112.38	119.70
38	BE	96	G	C8-N9-C1'	6.10	134.93	127.00
41	BH	110	C	C2-N1-C1'	6.10	125.51	118.80
85	AA	524	A	P-O5'-C5'	6.10	130.66	120.90
85	AA	572	G	C1'-O4'-C4'	-6.10	105.02	109.90
85	AA	884	A	P-O3'-C3'	6.10	127.02	119.70
85	AA	1127	G	C4-N9-C1'	-6.10	118.57	126.50
85	AA	1854	U	C6-N1-C1'	-6.10	112.66	121.20
34	BA	337	C	C5'-C4'-C3'	-6.10	106.25	116.00
34	BA	996	U	C5-C6-N1	-6.10	119.65	122.70
34	BA	1071	G	N1-C6-O6	6.10	123.56	119.90
34	BA	1769	U	O4'-C1'-N1	6.10	113.08	108.20
35	BB	631	G	C8-N9-C1'	-6.10	119.08	127.00
85	AA	1453	U	O4'-C1'-N1	6.10	113.08	108.20
7	A6	34	GLY	C-N-CA	6.09	136.94	121.70
34	BA	103	G	C8-N9-C4	6.09	108.84	106.40

Continued on next page...

Continued from previous page...

Mol	Chain	Res	Type	Atoms	Z	Observed(°)	Ideal(°)
34	BA	156	U	O4'-C1'-N1	6.09	113.08	108.20
34	BA	539	C	N3-C2-O2	-6.09	117.63	121.90
34	BA	620	C	O4'-C4'-C3'	-6.09	97.91	104.00
34	BA	701	G	C5'-C4'-O4'	6.09	116.41	109.10
34	BA	1012	A	C1'-O4'-C4'	-6.09	105.03	109.90
34	BA	1550	G	C5'-C4'-C3'	6.09	125.75	116.00
34	BA	1737	A	P-O5'-C5'	6.09	130.65	120.90
35	BB	571	C	N1-C1'-C2'	-6.09	105.30	112.00
35	BB	869	G	C5'-C4'-O4'	6.09	116.41	109.10
35	BB	1081	U	C5-C6-N1	-6.09	119.65	122.70
35	BB	1195	A	P-O5'-C5'	6.09	130.65	120.90
35	BB	1270	C	N3-C2-O2	-6.09	117.63	121.90
35	BB	1532	C	N3-C4-C5	6.09	124.34	121.90
36	BC	35	C	O4'-C1'-C2'	6.09	113.08	107.60
37	BD	40	C	O5'-P-OP2	6.09	118.01	110.70
37	BD	68	C	O4'-C1'-N1	6.09	113.08	108.20
38	BE	87	U	C3'-C2'-C1'	-6.09	96.62	101.50
85	AA	1168	C	O4'-C1'-N1	6.09	113.08	108.20
85	AA	1668	G	C8-N9-C4	-6.09	103.96	106.40
85	AA	2190	U	O4'-C1'-N1	6.09	113.08	108.20
86	AB	62	C	O4'-C1'-C2'	6.09	113.08	107.60
34	BA	470	C	C5'-C4'-O4'	6.09	116.41	109.10
34	BA	797	A	N1-C6-N6	-6.09	114.94	118.60
41	BH	100	A	C5-C6-N6	-6.09	118.83	123.70
85	AA	39	A	O4'-C1'-N9	6.09	113.08	108.20
85	AA	804	A	N1-C6-N6	-6.09	114.94	118.60
34	BA	454	G	N1-C6-O6	-6.09	116.25	119.90
34	BA	1505	G	N9-C1'-C2'	6.09	121.92	114.00
34	BA	1579	G	N3-C2-N2	6.09	124.16	119.90
34	BA	1732	A	C1'-O4'-C4'	-6.09	105.03	109.90
34	BA	1749	C	O4'-C1'-N1	6.09	113.07	108.20
34	BA	1823	A	O4'-C4'-C3'	-6.09	97.91	104.00
35	BB	64	U	C5'-C4'-C3'	-6.09	106.25	116.00
35	BB	484	G	C8-N9-C4	-6.09	103.96	106.40
35	BB	531	U	C3'-C2'-C1'	6.09	106.37	101.50
35	BB	965	G	C5-C6-O6	-6.09	124.94	128.60
35	BB	1100	C	N3-C4-N4	-6.09	113.74	118.00
36	BC	35	C	N3-C2-O2	-6.09	117.64	121.90
40	BG	9	G	N1-C2-N2	6.09	121.68	116.20
40	BG	123	C	C2-N1-C1'	-6.09	112.10	118.80
53	BT	132	PHE	CB-CG-CD2	-6.09	116.54	120.80
85	AA	239	G	C2-N3-C4	6.09	114.95	111.90

Continued on next page...

Continued from previous page...

Mol	Chain	Res	Type	Atoms	Z	Observed(°)	Ideal(°)
85	AA	380	C	C5'-C4'-C3'	-6.09	106.25	116.00
85	AA	687	G	C8-N9-C1'	-6.09	119.08	127.00
85	AA	932	A	C4'-C3'-C2'	6.09	108.69	102.60
34	BA	124	G	C4'-C3'-C2'	6.09	108.69	102.60
34	BA	159	U	C5-C4-O4	6.09	129.55	125.90
34	BA	295	G	O4'-C1'-N9	6.09	113.07	108.20
34	BA	754	G	N9-C1'-C2'	-6.09	105.30	112.00
34	BA	783	U	C4'-C3'-C2'	6.09	108.69	102.60
34	BA	1211	G	O4'-C4'-C3'	6.09	110.97	106.10
34	BA	1330	G	C1'-O4'-C4'	-6.09	105.03	109.90
35	BB	148	C	N1-C2-O2	6.09	122.55	118.90
35	BB	482	A	O4'-C1'-N9	6.09	113.07	108.20
35	BB	569	G	C5-C6-N1	6.09	114.55	111.50
36	BC	104	A	C4'-C3'-C2'	-6.09	96.51	102.60
44	BK	94	PHE	CB-CA-C	-6.09	98.22	110.40
44	BK	153	ARG	NE-CZ-NH1	6.09	123.34	120.30
69	Bj	106	ARG	NE-CZ-NH1	6.09	123.34	120.30
85	AA	361	U	O4'-C4'-C3'	-6.09	97.91	104.00
85	AA	696	G	N1-C2-N2	6.09	121.68	116.20
85	AA	789	A	O4'-C4'-C3'	-6.09	97.91	104.00
85	AA	871	U	C4'-C3'-C2'	6.09	108.69	102.60
85	AA	879	G	O4'-C1'-N9	6.09	113.07	108.20
85	AA	984	A	C5'-C4'-O4'	6.09	116.41	109.10
85	AA	1241	A	C5-C6-N6	-6.09	118.83	123.70
85	AA	1671	G	C3'-C2'-C1'	-6.09	96.63	101.50
15	AG	50	ILE	CB-CA-C	-6.09	99.42	111.60
34	BA	1273	U	C5-C6-N1	-6.09	119.66	122.70
35	BB	470	C	N3-C2-O2	-6.09	117.64	121.90
35	BB	1051	U	N3-C2-O2	-6.09	117.94	122.20
36	BC	2	A	OP1-P-O3'	6.09	118.59	105.20
41	BH	17	A	O4'-C1'-N9	6.09	113.07	108.20
73	Bn	24	ARG	CA-CB-CG	6.09	126.79	113.40
35	BB	560	C	C2'-C3'-O3'	6.09	123.44	113.70
35	BB	661	G	C3'-C2'-C1'	-6.09	96.63	101.50
35	BB	838	G	O3'-P-O5'	6.09	115.57	104.00
35	BB	879	G	N3-C4-C5	-6.09	125.56	128.60
35	BB	1018	U	C5'-C4'-O4'	6.09	116.40	109.10
35	BB	1202	G	C5-C6-N1	6.09	114.54	111.50
35	BB	1323	U	C5'-C4'-C3'	-6.09	106.26	116.00
35	BB	1434	G	C8-N9-C4	6.09	108.83	106.40
79	Bt	16	ARG	NE-CZ-NH2	-6.09	117.26	120.30
81	Bv	63	SER	N-CA-CB	6.09	119.63	110.50

Continued on next page...

Continued from previous page...

Mol	Chain	Res	Type	Atoms	Z	Observed(°)	Ideal(°)
85	AA	718	C	C3'-C2'-C1'	-6.09	96.63	101.50
85	AA	853	G	OP1-P-OP2	-6.09	110.47	119.60
85	AA	866	U	N1-C1'-C2'	-6.09	105.31	112.00
85	AA	1220	A	P-O3'-C3'	-6.09	112.40	119.70
85	AA	1481	U	O4'-C1'-N1	6.09	113.07	108.20
27	AT	97	ARG	CG-CD-NE	-6.08	99.02	111.80
34	BA	1107	A	C6-N1-C2	-6.08	114.95	118.60
60	Ba	59	ARG	CB-CA-C	6.08	122.57	110.40
85	AA	232	U	C4'-C3'-C2'	-6.08	96.52	102.60
85	AA	2219	G	P-O5'-C5'	-6.08	111.16	120.90
34	BA	651	U	C1'-O4'-C4'	-6.08	105.03	109.90
34	BA	688	G	C8-N9-C1'	6.08	134.91	127.00
34	BA	1663	U	C2-N3-C4	-6.08	123.35	127.00
35	BB	79	U	C1'-O4'-C4'	-6.08	105.03	109.90
35	BB	472	C	O4'-C1'-C2'	6.08	113.08	107.60
35	BB	662	G	C5-C6-N1	6.08	114.54	111.50
35	BB	1044	U	C6-N1-C2	-6.08	117.35	121.00
37	BD	57	C	C3'-C2'-C1'	-6.08	96.63	101.50
39	BF	15	U	C3'-C2'-C1'	-6.08	96.63	101.50
39	BF	44	C	C6-N1-C2	-6.08	117.87	120.30
39	BF	50	C	C6-N1-C2	-6.08	117.87	120.30
41	BH	24	U	O4'-C1'-C2'	-6.08	99.72	105.80
41	BH	106	G	C5-C6-N1	6.08	114.54	111.50
41	BH	122	U	C2-N1-C1'	6.08	125.00	117.70
62	Bc	88	SER	N-CA-C	6.08	127.42	111.00
63	Bd	14	ARG	N-CA-CB	-6.08	99.65	110.60
65	Bf	112	ASP	CA-CB-CG	-6.08	100.01	113.40
85	AA	166	C	O4'-C1'-N1	6.08	113.07	108.20
85	AA	597	A	C5'-C4'-O4'	6.08	116.40	109.10
85	AA	994	A	O4'-C1'-N9	6.08	113.07	108.20
85	AA	1809	G	P-O5'-C5'	6.08	130.63	120.90
85	AA	1955	U	O3'-P-O5'	6.08	115.56	104.00
19	AK	137	ARG	CD-NE-CZ	-6.08	115.09	123.60
34	BA	141	G	C5-N7-C8	-6.08	101.26	104.30
34	BA	482	C	C1'-O4'-C4'	6.08	114.77	109.90
34	BA	793	A	C4'-C3'-C2'	-6.08	96.52	102.60
34	BA	993	C	P-O3'-C3'	6.08	127.00	119.70
34	BA	1606	A	C5'-C4'-C3'	-6.08	106.27	116.00
35	BB	367	C	C1'-O4'-C4'	-6.08	105.03	109.90
35	BB	992	C	C6-N1-C2	-6.08	117.87	120.30
35	BB	1420	U	P-O3'-C3'	-6.08	112.40	119.70
65	Bf	167	ARG	NE-CZ-NH2	-6.08	117.26	120.30

Continued on next page...

Continued from previous page...

Mol	Chain	Res	Type	Atoms	Z	Observed(°)	Ideal(°)
85	AA	42	G	O4'-C1'-N9	6.08	113.06	108.20
85	AA	178	U	C1'-O4'-C4'	-6.08	105.03	109.90
85	AA	600	C	P-O5'-C5'	6.08	130.63	120.90
85	AA	742	U	O5'-C5'-C4'	-6.08	100.14	111.70
85	AA	1257	A	C8-N9-C4	6.08	108.23	105.80
85	AA	1526	G	N7-C8-N9	6.08	116.14	113.10
85	AA	2008	G	N1-C2-N2	6.08	121.67	116.20
34	BA	1638	U	C2'-C3'-O3'	6.08	123.43	113.70
34	BA	1677	C	P-O3'-C3'	-6.08	112.40	119.70
35	BB	550	G	C4-N9-C1'	-6.08	118.59	126.50
35	BB	1097	U	C3'-C2'-C1'	-6.08	96.64	101.50
35	BB	1339	C	C5'-C4'-C3'	-6.08	106.27	116.00
55	BV	121	TYR	CB-CG-CD1	6.08	124.65	121.00
85	AA	479	C	C6-N1-C2	-6.08	117.87	120.30
85	AA	2005	U	P-O5'-C5'	-6.08	111.17	120.90
21	AM	15	ARG	NE-CZ-NH1	6.08	123.34	120.30
34	BA	952	G	N9-C1'-C2'	-6.08	105.31	112.00
34	BA	992	A	N1-C6-N6	-6.08	114.95	118.60
35	BB	743	C	N3-C4-N4	6.08	122.26	118.00
35	BB	1418	C	P-O5'-C5'	-6.08	111.17	120.90
35	BB	1530	U	N3-C2-O2	-6.08	117.95	122.20
38	BE	101	C	O4'-C1'-N1	6.08	113.06	108.20
40	BG	56	G	C5'-C4'-C3'	-6.08	106.28	116.00
71	Bl	62	ARG	NE-CZ-NH2	-6.08	117.26	120.30
75	Bp	36	VAL	CB-CA-C	-6.08	99.85	111.40
85	AA	130	G	C4-N9-C1'	-6.08	118.60	126.50
85	AA	1281	G	N7-C8-N9	-6.08	110.06	113.10
85	AA	1366	A	C4'-C3'-C2'	-6.08	96.52	102.60
85	AA	1610	G	C5'-C4'-C3'	-6.08	106.27	116.00
85	AA	2102	A	C8-N9-C4	6.08	108.23	105.80
85	AA	2118	U	O3'-P-O5'	6.08	115.55	104.00
86	AB	8	U	O3'-P-O5'	-6.08	92.45	104.00
34	BA	570	G	C5'-C4'-C3'	-6.08	106.28	116.00
34	BA	807	U	C3'-C2'-C1'	-6.08	96.64	101.50
34	BA	1085	G	C4'-C3'-C2'	-6.08	96.52	102.60
35	BB	846	A	C4'-C3'-C2'	-6.08	96.52	102.60
35	BB	1462	G	C5'-C4'-C3'	6.08	125.72	116.00
38	BE	177	U	C5-C4-O4	6.08	129.55	125.90
41	BH	45	G	N9-C1'-C2'	-6.08	105.32	112.00
85	AA	212	G	O4'-C1'-N9	6.08	113.06	108.20
85	AA	2161	C	C6-N1-C1'	6.08	128.09	120.80
34	BA	18	G	C8-N9-C1'	6.08	134.90	127.00

Continued on next page...

Continued from previous page...

Mol	Chain	Res	Type	Atoms	Z	Observed(°)	Ideal(°)
34	BA	514	U	C4'-C3'-C2'	6.08	108.67	102.60
34	BA	983	A	C5-C6-N6	-6.08	118.84	123.70
34	BA	1135	U	C6-N1-C1'	6.08	129.71	121.20
35	BB	103	C	P-O3'-C3'	-6.08	112.41	119.70
35	BB	540	G	P-O5'-C5'	-6.08	111.18	120.90
35	BB	1408	G	N1-C6-O6	6.08	123.55	119.90
35	BB	1458	U	OP2-P-O3'	6.08	118.57	105.20
41	BH	114	G	O4'-C1'-C2'	6.08	113.07	107.60
44	BK	139	ARG	NE-CZ-NH2	-6.08	117.26	120.30
54	BU	7	TYR	CA-CB-CG	6.08	124.94	113.40
85	AA	70	U	O4'-C1'-N1	6.08	113.06	108.20
85	AA	245	A	C8-N9-C1'	6.08	138.64	127.70
85	AA	258	G	C5-C6-O6	-6.08	124.95	128.60
85	AA	384	C	C5'-C4'-C3'	-6.08	106.28	116.00
85	AA	1548	A	C3'-C2'-C1'	-6.08	96.64	101.50
5	A4	190	PHE	CB-CG-CD2	-6.07	116.55	120.80
34	BA	300	C	N3-C4-N4	-6.07	113.75	118.00
34	BA	423	G	P-O5'-C5'	-6.07	111.18	120.90
34	BA	470	C	N3-C4-N4	-6.07	113.75	118.00
34	BA	1551	G	O4'-C1'-N9	6.07	113.06	108.20
34	BA	1607	U	C3'-C2'-C1'	-6.07	96.64	101.50
35	BB	378	C	C5'-C4'-O4'	6.07	116.39	109.10
35	BB	1199	A	C8-N9-C4	6.07	108.23	105.80
35	BB	1385	C	C3'-C2'-C1'	-6.07	96.64	101.50
35	BB	1393	C	O3'-P-O5'	-6.07	92.46	104.00
37	BD	11	A	C4-C5-C6	-6.07	113.96	117.00
37	BD	85	C	C4'-C3'-C2'	6.07	108.67	102.60
38	BE	32	U	C4'-C3'-O3'	-6.07	96.65	109.40
42	BI	106	ARG	NE-CZ-NH1	6.07	123.34	120.30
60	Ba	84	TYR	CB-CG-CD2	-6.07	117.36	121.00
69	Bj	114	VAL	CA-C-N	6.07	130.56	117.20
75	Bp	25	VAL	CA-CB-CG2	-6.07	101.79	110.90
85	AA	473	C	O3'-P-O5'	6.07	115.54	104.00
85	AA	1288	A	C1'-O4'-C4'	-6.07	105.04	109.90
85	AA	1488	G	P-O5'-C5'	-6.07	111.18	120.90
85	AA	1803	U	C5'-C4'-O4'	6.07	116.39	109.10
85	AA	1897	A	C5-C6-N1	6.07	120.74	117.70
86	AB	15	G	P-O3'-C3'	6.07	126.99	119.70
5	A4	102	ARG	NE-CZ-NH1	6.07	123.34	120.30
25	AR	62	TYR	CA-CB-CG	-6.07	101.86	113.40
34	BA	1499	A	C5-C6-N1	6.07	120.74	117.70
82	Bw	192	ASP	CA-CB-CG	-6.07	100.04	113.40

Continued on next page...

Continued from previous page...

Mol	Chain	Res	Type	Atoms	Z	Observed(°)	Ideal(°)
85	AA	866	U	O4'-C4'-C3'	-6.07	97.93	104.00
85	AA	1140	G	O5'-C5'-C4'	6.07	123.24	111.70
85	AA	1835	U	C2-N3-C4	-6.07	123.36	127.00
6	A5	160	ARG	NE-CZ-NH1	6.07	123.33	120.30
24	AQ	64	LYS	C-N-CA	6.07	136.87	121.70
34	BA	473	A	P-O3'-C3'	-6.07	112.42	119.70
34	BA	661	C	C3'-C2'-C1'	-6.07	96.64	101.50
34	BA	882	G	C6-N1-C2	-6.07	121.46	125.10
34	BA	1127	U	C5-C4-O4	-6.07	122.26	125.90
35	BB	7	C	C2-N1-C1'	-6.07	112.12	118.80
35	BB	505	G	C5-C6-N1	6.07	114.54	111.50
35	BB	619	A	C4-N9-C1'	-6.07	115.37	126.30
35	BB	857	G	C8-N9-C1'	6.07	134.89	127.00
35	BB	858	U	C3'-C2'-C1'	-6.07	96.64	101.50
35	BB	1003	G	C8-N9-C4	-6.07	103.97	106.40
35	BB	1157	G	C8-N9-C1'	6.07	134.89	127.00
35	BB	1387	C	C6-N1-C2	-6.07	117.87	120.30
39	BF	30	C	C6-N1-C2	6.07	122.73	120.30
40	BG	15	G	C3'-C2'-C1'	-6.07	96.64	101.50
40	BG	98	A	C1'-O4'-C4'	-6.07	105.04	109.90
85	AA	83	U	O5'-P-OP1	6.07	117.98	110.70
85	AA	157	G	P-O5'-C5'	-6.07	111.19	120.90
85	AA	349	C	P-O3'-C3'	-6.07	112.42	119.70
85	AA	1728	G	O4'-C1'-N9	6.07	113.06	108.20
85	AA	1907	U	O4'-C1'-N1	6.07	113.06	108.20
85	AA	1937	G	C8-N9-C1'	6.07	134.89	127.00
85	AA	1983	C	O4'-C1'-N1	6.07	113.06	108.20
85	AA	2061	C	P-O5'-C5'	-6.07	111.19	120.90
34	BA	862	C	N3-C4-C5	6.07	124.33	121.90
34	BA	1344	G	N3-C2-N2	6.07	124.15	119.90
34	BA	1401	C	C6-N1-C2	-6.07	117.87	120.30
34	BA	1803	A	N9-C1'-C2'	-6.07	105.32	112.00
35	BB	694	C	C5-C4-N4	6.07	124.45	120.20
36	BC	67	U	C6-N1-C1'	6.07	129.70	121.20
39	BF	5	U	C1'-O4'-C4'	-6.07	105.05	109.90
85	AA	224	C	O4'-C1'-N1	6.07	113.06	108.20
85	AA	400	G	OP1-P-OP2	-6.07	110.50	119.60
85	AA	1201	A	N9-C1'-C2'	-6.07	105.32	112.00
85	AA	1897	A	C8-N9-C4	-6.07	103.37	105.80
34	BA	397	A	C8-N9-C4	6.07	108.23	105.80
34	BA	687	G	N3-C4-C5	-6.07	125.57	128.60
34	BA	700	G	C6-N1-C2	-6.07	121.46	125.10

Continued on next page...

Continued from previous page...

Mol	Chain	Res	Type	Atoms	Z	Observed(°)	Ideal(°)
34	BA	891	C	O4'-C1'-N1	6.07	113.05	108.20
34	BA	1099	U	C1'-O4'-C4'	-6.07	105.05	109.90
34	BA	1738	G	N9-C1'-C2'	-6.07	105.33	112.00
35	BB	818	U	C5'-C4'-C3'	-6.07	106.29	116.00
38	BE	193	A	N1-C6-N6	6.07	122.24	118.60
40	BG	105	A	C8-N9-C4	6.07	108.23	105.80
41	BH	127	A	C5'-C4'-C3'	6.07	125.71	116.00
48	BO	136	ARG	NH1-CZ-NH2	-6.07	112.73	119.40
63	Bd	61	GLU	CG-CD-OE2	-6.07	106.17	118.30
85	AA	158	C	O4'-C1'-C2'	6.07	113.06	107.60
85	AA	196	U	C4'-C3'-C2'	-6.07	96.53	102.60
85	AA	456	A	N7-C8-N9	-6.07	110.77	113.80
85	AA	666	A	P-O3'-C3'	-6.07	112.42	119.70
85	AA	1010	U	C2-N3-C4	-6.07	123.36	127.00
85	AA	1237	A	O4'-C4'-C3'	-6.07	97.93	104.00
85	AA	1961	U	C5'-C4'-C3'	-6.07	106.29	116.00
85	AA	2108	C	P-O3'-C3'	-6.07	112.42	119.70
85	AA	2112	G	C1'-O4'-C4'	-6.07	105.05	109.90
20	AL	5	ARG	NE-CZ-NH1	6.07	123.33	120.30
32	AY	3	LYS	C-N-CA	6.07	136.86	121.70
34	BA	53	G	O4'-C1'-C2'	6.07	113.06	107.60
34	BA	608	G	C3'-C2'-C1'	6.07	106.35	101.50
34	BA	958	G	P-O3'-C3'	6.07	126.98	119.70
34	BA	1309	U	O5'-C5'-C4'	6.07	123.23	111.70
34	BA	1384	G	C5-C6-O6	-6.07	124.96	128.60
35	BB	391	G	O5'-P-OP2	-6.07	100.24	105.70
35	BB	670	G	P-O5'-C5'	6.07	130.60	120.90
35	BB	691	A	P-O3'-C3'	-6.07	112.42	119.70
35	BB	812	G	C5-C6-N1	6.07	114.53	111.50
35	BB	851	U	C4'-C3'-C2'	-6.07	96.53	102.60
35	BB	995	C	C5'-C4'-O4'	6.07	116.38	109.10
35	BB	1077	C	C5-C4-N4	6.07	124.44	120.20
39	BF	16	C	C6-N1-C1'	-6.07	113.52	120.80
67	Bh	66	ARG	NE-CZ-NH1	6.07	123.33	120.30
75	Bp	63	SER	N-CA-CB	-6.07	101.40	110.50
77	Br	27	PHE	CB-CG-CD2	-6.07	116.56	120.80
77	Br	184	ASP	CB-CG-OD1	6.07	123.76	118.30
85	AA	838	G	N9-C1'-C2'	-6.07	105.33	112.00
85	AA	2198	G	C4'-C3'-C2'	-6.07	96.53	102.60
86	AB	42	C	C5'-C4'-C3'	-6.07	106.29	116.00
86	AB	67	C	P-O5'-C5'	-6.07	111.20	120.90
34	BA	1820	G	O4'-C1'-C2'	6.06	113.06	107.60

Continued on next page...

Continued from previous page...

Mol	Chain	Res	Type	Atoms	Z	Observed(°)	Ideal(°)
37	BD	116	C	C6-N1-C2	-6.06	117.88	120.30
85	AA	114	C	C4'-C3'-C2'	-6.06	96.54	102.60
85	AA	341	C	O5'-C5'-C4'	-6.06	100.18	111.70
85	AA	673	A	C5-C6-N6	6.06	128.55	123.70
18	AJ	76	CYS	CB-CA-C	-6.06	98.28	110.40
23	AP	261	ARG	N-CA-C	-6.06	94.63	111.00
34	BA	90	G	P-O3'-C3'	6.06	126.97	119.70
34	BA	581	U	N1-C1'-C2'	6.06	121.88	114.00
35	BB	22	A	C4-N9-C1'	-6.06	115.39	126.30
35	BB	73	G	P-O5'-C5'	-6.06	111.20	120.90
35	BB	79	U	C2-N1-C1'	-6.06	110.42	117.70
35	BB	493	U	N3-C2-O2	-6.06	117.96	122.20
38	BE	30	C	C4-C5-C6	-6.06	114.37	117.40
38	BE	48	G	N3-C4-C5	-6.06	125.57	128.60
38	BE	118	C	P-O3'-C3'	6.06	126.97	119.70
39	BF	48	G	C5'-C4'-O4'	6.06	116.37	109.10
85	AA	23	G	C8-N9-C4	-6.06	103.97	106.40
85	AA	357	C	C3'-C2'-C1'	6.06	106.35	101.50
85	AA	571	G	O4'-C4'-C3'	-6.06	97.94	104.00
85	AA	713	G	C8-N9-C1'	-6.06	119.12	127.00
85	AA	723	U	O5'-C5'-C4'	-6.06	100.18	111.70
85	AA	781	G	N9-C1'-C2'	-6.06	105.33	112.00
85	AA	960	G	N1-C6-O6	6.06	123.54	119.90
85	AA	975	G	N1-C2-N2	-6.06	110.74	116.20
85	AA	1398	U	O4'-C1'-N1	6.06	113.05	108.20
85	AA	1558	U	C4'-C3'-C2'	6.06	108.66	102.60
85	AA	2039	G	C5'-C4'-C3'	-6.06	106.30	116.00
34	BA	216	C	C2-N1-C1'	-6.06	112.13	118.80
34	BA	1108	U	C3'-C2'-C1'	-6.06	96.65	101.50
35	BB	730	G	P-O3'-C3'	-6.06	112.43	119.70
36	BC	69	U	C2-N3-C4	-6.06	123.36	127.00
38	BE	112	G	C3'-C2'-C1'	-6.06	96.65	101.50
85	AA	1983	C	OP1-P-OP2	-6.06	110.51	119.60
85	AA	2083	G	C1'-O4'-C4'	6.06	114.75	109.90
34	BA	28	C	N3-C2-O2	-6.06	117.66	121.90
34	BA	299	C	C2-N3-C4	-6.06	116.87	119.90
34	BA	586	G	C5-C6-O6	-6.06	124.96	128.60
34	BA	769	U	C2'-C3'-O3'	6.06	123.39	113.70
34	BA	815	C	O4'-C4'-C3'	-6.06	97.94	104.00
34	BA	1191	C	N1-C1'-C2'	-6.06	105.33	112.00
35	BB	392	G	N3-C2-N2	6.06	124.14	119.90
35	BB	395	U	P-O3'-C3'	-6.06	112.43	119.70

Continued on next page...

Continued from previous page...

Mol	Chain	Res	Type	Atoms	Z	Observed(°)	Ideal(°)
35	BB	783	U	O4'-C1'-N1	6.06	113.05	108.20
35	BB	1213	U	C6-N1-C2	-6.06	117.36	121.00
37	BD	61	C	O4'-C1'-N1	6.06	113.05	108.20
38	BE	195	G	C8-N9-C4	-6.06	103.98	106.40
82	Bw	172	ASN	N-CA-CB	6.06	121.51	110.60
85	AA	77	C	C4'-C3'-C2'	-6.06	96.54	102.60
85	AA	189	G	C5'-C4'-C3'	-6.06	106.30	116.00
85	AA	268	A	O4'-C4'-C3'	-6.06	97.94	104.00
85	AA	569	A	N9-C4-C5	6.06	108.22	105.80
85	AA	572	G	C5'-C4'-C3'	-6.06	106.31	116.00
85	AA	1825	A	O4'-C1'-N9	6.06	113.05	108.20
33	AZ	101	ARG	NE-CZ-NH1	6.06	123.33	120.30
34	BA	1220	C	N3-C4-C5	6.06	124.32	121.90
34	BA	1404	A	C5'-C4'-C3'	-6.06	106.31	116.00
35	BB	112	G	C2-N3-C4	6.06	114.93	111.90
35	BB	375	G	C8-N9-C4	6.06	108.82	106.40
35	BB	542	A	C5-C6-N6	-6.06	118.85	123.70
35	BB	577	U	C5-C6-N1	-6.06	119.67	122.70
35	BB	696	G	C3'-C2'-C1'	-6.06	96.65	101.50
35	BB	904	C	C5'-C4'-C3'	6.06	125.69	116.00
65	Bf	288	ARG	NE-CZ-NH1	6.06	123.33	120.30
85	AA	200	U	P-O3'-C3'	-6.06	112.43	119.70
85	AA	535	G	P-O3'-C3'	-6.06	112.43	119.70
85	AA	574	U	C6-N1-C2	-6.06	117.37	121.00
85	AA	1125	G	N7-C8-N9	-6.06	110.07	113.10
85	AA	1899	A	C5-C6-N6	-6.06	118.86	123.70
85	AA	2001	C	N1-C1'-C2'	6.06	121.88	114.00
34	BA	108	A	N9-C1'-C2'	-6.06	105.34	112.00
35	BB	855	G	C4-N9-C1'	-6.06	118.63	126.50
35	BB	1473	U	C2-N3-C4	-6.06	123.37	127.00
80	Bu	251	ARG	NE-CZ-NH1	6.06	123.33	120.30
85	AA	201	U	C5'-C4'-C3'	-6.06	106.31	116.00
85	AA	766	G	O4'-C1'-N9	6.06	113.05	108.20
85	AA	829	C	P-O3'-C3'	6.06	126.97	119.70
85	AA	1943	U	P-O3'-C3'	6.06	126.97	119.70
34	BA	813	C	N1-C2-N3	6.05	123.44	119.20
34	BA	933	U	C6-N1-C1'	6.05	129.68	121.20
34	BA	1101	A	C5'-C4'-C3'	-6.05	106.31	116.00
34	BA	1300	G	C6-N1-C2	-6.05	121.47	125.10
35	BB	1098	G	C4-N9-C1'	-6.05	118.63	126.50
37	BD	35	C	O5'-C5'-C4'	-6.05	100.19	111.70
85	AA	474	C	C6-N1-C2	-6.05	117.88	120.30

Continued on next page...

Continued from previous page...

Mol	Chain	Res	Type	Atoms	Z	Observed(°)	Ideal(°)
85	AA	655	U	C5'-C4'-C3'	-6.05	106.31	116.00
85	AA	787	U	OP2-P-O3'	6.05	118.52	105.20
85	AA	1094	G	C4-N9-C1'	-6.05	118.63	126.50
85	AA	1156	A	O4'-C1'-N9	6.05	113.04	108.20
85	AA	1311	U	P-O3'-C3'	-6.05	112.44	119.70
85	AA	1967	A	C4'-C3'-C2'	6.05	108.66	102.60
34	BA	445	C	O4'-C1'-N1	6.05	113.04	108.20
34	BA	1353	U	C2-N1-C1'	6.05	124.96	117.70
34	BA	1571	C	C2-N3-C4	-6.05	116.87	119.90
35	BB	835	C	C5'-C4'-C3'	-6.05	106.32	116.00
35	BB	1123	A	N1-C6-N6	-6.05	114.97	118.60
35	BB	1482	A	C5'-C4'-O4'	6.05	116.36	109.10
85	AA	69	C	C1'-O4'-C4'	-6.05	105.06	109.90
34	BA	1	C	N3-C4-C5	-6.05	119.48	121.90
34	BA	458	G	C1'-O4'-C4'	-6.05	105.06	109.90
34	BA	818	G	C1'-O4'-C4'	-6.05	105.06	109.90
34	BA	1566	G	C4-N9-C1'	-6.05	118.63	126.50
34	BA	1696	G	N3-C2-N2	6.05	124.14	119.90
34	BA	1747	C	O4'-C1'-N1	6.05	113.04	108.20
35	BB	1000	U	C3'-C2'-C1'	-6.05	96.66	101.50
35	BB	1517	G	C2-N3-C4	-6.05	108.87	111.90
37	BD	91	U	C6-N1-C1'	6.05	129.67	121.20
41	BH	98	U	O4'-C1'-N1	6.05	113.04	108.20
68	Bi	46	ARG	NE-CZ-NH1	6.05	123.33	120.30
82	Bw	42	LYS	N-CA-C	-6.05	94.66	111.00
85	AA	76	G	C4-N9-C1'	-6.05	118.63	126.50
85	AA	1094	G	C4'-C3'-C2'	-6.05	96.55	102.60
85	AA	1277	C	C1'-O4'-C4'	-6.05	105.06	109.90
85	AA	2093	U	P-O3'-C3'	-6.05	112.44	119.70
85	AA	2229	G	C8-N9-C4	-6.05	103.98	106.40
34	BA	1472	G	C4'-C3'-C2'	6.05	108.65	102.60
34	BA	1516	G	C5'-C4'-O4'	6.05	116.36	109.10
34	BA	1727	A	N1-C6-N6	-6.05	114.97	118.60
35	BB	610	U	N1-C2-N3	6.05	118.53	114.90
35	BB	1400	C	C4'-C3'-C2'	6.05	108.65	102.60
36	BC	151	G	C8-N9-C1'	6.05	134.87	127.00
37	BD	18	G	C5-C6-O6	-6.05	124.97	128.60
40	BG	26	G	C4-N9-C1'	-6.05	118.64	126.50
41	BH	86	G	O4'-C1'-N9	6.05	113.04	108.20
59	BZ	37	ARG	NE-CZ-NH2	-6.05	117.28	120.30
83	Bx	47	PHE	N-CA-CB	-6.05	99.71	110.60
85	AA	257	U	P-O5'-C5'	-6.05	111.22	120.90

Continued on next page...

Continued from previous page...

Mol	Chain	Res	Type	Atoms	Z	Observed(°)	Ideal(°)
85	AA	355	G	P-O5'-C5'	-6.05	111.22	120.90
85	AA	2030	U	C5'-C4'-C3'	-6.05	106.32	116.00
7	A6	33	TYR	CA-CB-CG	-6.05	101.91	113.40
34	BA	180	G	C4-N9-C1'	6.05	134.36	126.50
34	BA	188	C	C4'-C3'-C2'	-6.05	96.55	102.60
34	BA	541	C	N3-C2-O2	-6.05	117.67	121.90
35	BB	139	G	C8-N9-C1'	6.05	134.86	127.00
35	BB	428	G	C6-N1-C2	-6.05	121.47	125.10
35	BB	508	U	C6-N1-C2	-6.05	117.37	121.00
35	BB	626	C	O4'-C1'-N1	6.05	113.04	108.20
85	AA	1579	A	O4'-C1'-N9	6.05	113.04	108.20
85	AA	2150	G	P-O5'-C5'	6.05	130.58	120.90
3	A2	72	LYS	N-CA-CB	-6.05	99.72	110.60
34	BA	721	A	C6-N1-C2	-6.05	114.97	118.60
34	BA	1330	G	C8-N9-C1'	6.05	134.86	127.00
35	BB	164	U	O4'-C1'-N1	6.05	113.04	108.20
37	BD	110	G	C3'-C2'-C1'	-6.05	96.66	101.50
40	BG	43	U	C3'-C2'-C1'	-6.05	96.66	101.50
85	AA	314	C	C5-C6-N1	6.05	124.02	121.00
85	AA	702	G	C4-N9-C1'	-6.05	118.64	126.50
85	AA	739	C	C3'-C2'-C1'	-6.05	96.66	101.50
85	AA	767	A	O3'-P-O5'	-6.05	92.51	104.00
85	AA	1302	A	C5-C6-N6	-6.05	118.86	123.70
34	BA	254	U	N1-C2-N3	-6.04	111.27	114.90
34	BA	539	C	P-O3'-C3'	-6.04	112.45	119.70
34	BA	1396	A	C4'-C3'-C2'	-6.04	96.56	102.60
34	BA	1478	G	P-O5'-C5'	6.04	130.57	120.90
34	BA	1532	G	N1-C6-O6	-6.04	116.27	119.90
34	BA	1697	U	C6-N1-C2	-6.04	117.37	121.00
35	BB	445	G	O4'-C1'-N9	6.04	113.04	108.20
35	BB	1529	G	O4'-C1'-N9	6.04	113.04	108.20
40	BG	176	G	O5'-C5'-C4'	-6.04	100.21	111.70
85	AA	410	A	N1-C6-N6	-6.04	114.97	118.60
85	AA	633	C	N1-C2-O2	6.04	122.53	118.90
85	AA	1018	G	P-O3'-C3'	-6.04	112.45	119.70
85	AA	1635	C	O4'-C1'-N1	6.04	113.04	108.20
35	BB	718	G	O4'-C1'-N9	6.04	113.03	108.20
35	BB	1064	U	C2-N1-C1'	6.04	124.95	117.70
35	BB	1071	G	C4-N9-C1'	-6.04	118.64	126.50
38	BE	150	G	C5'-C4'-C3'	-6.04	106.33	116.00
64	Be	156	LYS	N-CA-C	-6.04	94.68	111.00
85	AA	586	G	O4'-C1'-N9	6.04	113.03	108.20

Continued on next page...

Continued from previous page...

Mol	Chain	Res	Type	Atoms	Z	Observed(°)	Ideal(°)
85	AA	730	G	P-O3'-C3'	-6.04	112.45	119.70
85	AA	1129	A	P-O3'-C3'	6.04	126.95	119.70
85	AA	1375	U	P-O5'-C5'	-6.04	111.23	120.90
85	AA	1444	U	C2-N1-C1'	-6.04	110.45	117.70
85	AA	1934	A	N1-C6-N6	6.04	122.23	118.60
86	AB	48	C	N3-C2-O2	-6.04	117.67	121.90
7	A6	176	ARG	CB-CA-C	-6.04	98.32	110.40
34	BA	589	A	O3'-P-O5'	-6.04	92.52	104.00
34	BA	1215	U	C5'-C4'-C3'	-6.04	106.33	116.00
34	BA	1579	G	N3-C4-C5	-6.04	125.58	128.60
35	BB	371	C	P-O3'-C3'	6.04	126.95	119.70
35	BB	573	C	O4'-C1'-N1	6.04	113.03	108.20
35	BB	722	U	P-O5'-C5'	6.04	130.57	120.90
35	BB	1148	U	O5'-C5'-C4'	-6.04	100.22	111.70
35	BB	1179	C	O4'-C1'-N1	6.04	113.03	108.20
85	AA	159	G	C4'-C3'-C2'	6.04	108.64	102.60
85	AA	244	G	C4-N9-C1'	-6.04	118.65	126.50
85	AA	366	A	C5'-C4'-C3'	-6.04	106.33	116.00
85	AA	719	C	N3-C2-O2	-6.04	117.67	121.90
85	AA	1917	G	P-O5'-C5'	-6.04	111.23	120.90
34	BA	909	G	C4-N9-C1'	-6.04	118.65	126.50
34	BA	1333	G	C1'-O4'-C4'	-6.04	105.07	109.90
36	BC	145	G	C5'-C4'-O4'	6.04	116.35	109.10
38	BE	17	U	P-O3'-C3'	6.04	126.95	119.70
49	BP	8	ARG	CD-NE-CZ	-6.04	115.14	123.60
57	BX	156	ASP	CB-CG-OD2	6.04	123.74	118.30
85	AA	318	A	N1-C6-N6	-6.04	114.98	118.60
85	AA	367	A	N9-C4-C5	6.04	108.22	105.80
85	AA	1483	A	N7-C8-N9	-6.04	110.78	113.80
5	A4	127	PHE	CB-CG-CD2	-6.04	116.57	120.80
34	BA	791	A	C3'-C2'-C1'	-6.04	96.67	101.50
34	BA	934	G	N3-C2-N2	-6.04	115.67	119.90
34	BA	1609	U	N1-C2-N3	6.04	118.52	114.90
34	BA	1675	C	C3'-C2'-C1'	-6.04	96.67	101.50
35	BB	264	U	O4'-C1'-N1	6.04	113.03	108.20
35	BB	824	C	P-O5'-C5'	-6.04	111.24	120.90
35	BB	1484	A	P-O5'-C5'	6.04	130.56	120.90
37	BD	69	U	C5-C4-O4	-6.04	122.28	125.90
40	BG	106	G	O4'-C1'-C2'	-6.04	99.76	105.80
41	BH	111	U	C4'-C3'-C2'	-6.04	96.56	102.60
41	BH	118	U	C2'-C3'-O3'	6.04	123.36	113.70
41	BH	135	U	N1-C2-N3	6.04	118.52	114.90

Continued on next page...

Continued from previous page...

Mol	Chain	Res	Type	Atoms	Z	Observed(°)	Ideal(°)
85	AA	1154	A	C3'-C2'-C1'	6.04	106.33	101.50
85	AA	2002	A	C8-N9-C1'	-6.04	116.83	127.70
85	AA	2168	C	C1'-O4'-C4'	-6.04	105.07	109.90
12	AD	81	ASN	CA-CB-CG	-6.04	100.12	113.40
34	BA	928	C	O4'-C1'-N1	6.04	113.03	108.20
38	BE	105	A	O5'-P-OP2	-6.04	100.27	105.70
40	BG	75	C	C5-C4-N4	-6.04	115.97	120.20
85	AA	250	C	C5'-C4'-C3'	6.04	125.66	116.00
85	AA	396	U	N3-C2-O2	-6.04	117.97	122.20
85	AA	1027	U	O4'-C1'-N1	6.04	113.03	108.20
85	AA	2042	G	C4-N9-C1'	-6.04	118.65	126.50
34	BA	183	G	N3-C2-N2	6.04	124.12	119.90
34	BA	1101	A	N1-C6-N6	-6.04	114.98	118.60
34	BA	1732	A	P-O3'-C3'	-6.04	112.46	119.70
35	BB	33	A	C8-N9-C4	6.04	108.21	105.80
35	BB	109	U	C2-N1-C1'	-6.04	110.46	117.70
35	BB	540	G	C2-N3-C4	-6.04	108.88	111.90
35	BB	1029	U	C4'-C3'-C2'	6.04	108.64	102.60
37	BD	29	C	P-O3'-C3'	-6.04	112.46	119.70
40	BG	152	G	C5-C6-O6	6.04	132.22	128.60
85	AA	17	C	C4'-C3'-C2'	-6.04	96.56	102.60
85	AA	478	U	C5'-C4'-O4'	6.04	116.34	109.10
85	AA	620	U	C3'-C2'-C1'	-6.04	96.67	101.50
85	AA	1684	U	O4'-C4'-C3'	-6.04	97.96	104.00
34	BA	10	G	C3'-C2'-C1'	-6.03	96.67	101.50
34	BA	89	G	OP2-P-O3'	6.03	118.47	105.20
34	BA	118	C	C5-C4-N4	6.03	124.42	120.20
34	BA	248	G	C3'-C2'-C1'	-6.03	96.67	101.50
34	BA	759	A	C5-N7-C8	-6.03	100.88	103.90
35	BB	154	A	N1-C6-N6	6.03	122.22	118.60
35	BB	473	U	C5'-C4'-C3'	-6.03	106.34	116.00
35	BB	514	G	C4-N9-C1'	-6.03	118.66	126.50
35	BB	1202	G	N3-C4-C5	-6.03	125.58	128.60
54	BU	77	ASN	CA-CB-CG	-6.03	100.13	113.40
85	AA	963	U	C4-C5-C6	-6.03	116.08	119.70
85	AA	1858	G	C4-N9-C1'	-6.03	118.66	126.50
85	AA	1923	A	OP1-P-OP2	-6.03	110.55	119.60
85	AA	2075	C	O4'-C1'-C2'	6.03	113.03	107.60
34	BA	294	C	C4'-C3'-C2'	6.03	108.63	102.60
34	BA	407	A	C8-N9-C4	-6.03	103.39	105.80
34	BA	1470	G	C4-N9-C1'	-6.03	118.66	126.50
34	BA	1611	A	O4'-C1'-N9	6.03	113.03	108.20

Continued on next page...

Continued from previous page...

Mol	Chain	Res	Type	Atoms	Z	Observed(°)	Ideal(°)
34	BA	1826	C	N3-C4-C5	6.03	124.31	121.90
35	BB	134	G	N1-C2-N2	-6.03	110.77	116.20
35	BB	587	A	C5'-C4'-C3'	6.03	125.65	116.00
38	BE	13	A	P-O3'-C3'	6.03	126.94	119.70
38	BE	127	G	C4-C5-C6	-6.03	115.18	118.80
40	BG	149	U	O4'-C1'-N1	6.03	113.03	108.20
70	Bk	77	LYS	N-CA-C	-6.03	94.71	111.00
85	AA	527	A	C1'-O4'-C4'	-6.03	105.07	109.90
34	BA	56	G	C3'-C2'-C1'	-6.03	96.67	101.50
34	BA	301	U	N3-C2-O2	-6.03	117.98	122.20
34	BA	581	U	C2'-C3'-O3'	6.03	123.35	113.70
34	BA	739	A	C5'-C4'-C3'	6.03	125.65	116.00
34	BA	950	C	O4'-C1'-N1	6.03	113.02	108.20
34	BA	1469	G	N1-C6-O6	6.03	123.52	119.90
34	BA	1712	U	C5-C4-O4	-6.03	122.28	125.90
34	BA	1765	G	O4'-C1'-N9	6.03	113.03	108.20
35	BB	64	U	P-O3'-C3'	-6.03	112.46	119.70
35	BB	320	G	O4'-C1'-N9	6.03	113.02	108.20
35	BB	822	G	C3'-C2'-C1'	-6.03	96.68	101.50
35	BB	1491	G	N9-C1'-C2'	-6.03	105.37	112.00
38	BE	87	U	C4'-C3'-C2'	-6.03	96.57	102.60
40	BG	38	A	O4'-C1'-C2'	6.03	113.03	107.60
57	BX	87	TYR	CB-CG-CD2	6.03	124.62	121.00
58	BY	70	ARG	NE-CZ-NH2	-6.03	117.28	120.30
85	AA	15	U	N1-C2-N3	6.03	118.52	114.90
85	AA	441	C	C1'-O4'-C4'	-6.03	105.08	109.90
85	AA	472	A	C4-N9-C1'	-6.03	115.45	126.30
85	AA	986	U	C2-N3-C4	-6.03	123.38	127.00
34	BA	1232	C	C1'-O4'-C4'	-6.03	105.08	109.90
34	BA	1451	A	O4'-C1'-N9	6.03	113.02	108.20
35	BB	1493	A	C8-N9-C1'	6.03	138.55	127.70
38	BE	94	U	N3-C4-C5	6.03	118.22	114.60
41	BH	10	U	N3-C4-O4	-6.03	115.18	119.40
85	AA	613	G	C4'-C3'-C2'	-6.03	96.57	102.60
85	AA	1592	C	C5-C6-N1	6.03	124.01	121.00
34	BA	640	U	C6-N1-C1'	-6.03	112.76	121.20
34	BA	756	A	C5'-C4'-O4'	-6.03	101.87	109.10
35	BB	337	U	P-O5'-C5'	6.03	130.54	120.90
35	BB	1292	G	C6-N1-C2	-6.03	121.48	125.10
35	BB	1440	A	P-O3'-C3'	-6.03	112.47	119.70
35	BB	1463	A	C4-N9-C1'	6.03	137.15	126.30
38	BE	14	C	O3'-P-O5'	-6.03	92.55	104.00

Continued on next page...

Continued from previous page...

Mol	Chain	Res	Type	Atoms	Z	Observed(°)	Ideal(°)
47	BN	33	GLN	CA-C-N	6.03	133.98	117.10
85	AA	71	G	P-O3'-C3'	6.03	126.93	119.70
85	AA	209	C	P-O5'-C5'	-6.03	111.25	120.90
85	AA	583	U	P-O3'-C3'	-6.03	112.47	119.70
85	AA	1113	G	O4'-C1'-N9	6.03	113.02	108.20
85	AA	1293	U	O4'-C4'-C3'	-6.03	97.97	104.00
85	AA	2115	G	C5-C6-O6	-6.03	124.98	128.60
34	BA	307	C	N1-C1'-C2'	-6.03	105.37	112.00
34	BA	649	A	C5'-C4'-C3'	-6.03	106.36	116.00
34	BA	683	C	C4-C5-C6	6.03	120.41	117.40
34	BA	1631	U	O5'-C5'-C4'	6.03	123.15	111.70
35	BB	751	A	C5-C6-N6	6.03	128.52	123.70
35	BB	1363	A	C4-N9-C1'	-6.03	115.45	126.30
35	BB	1537	C	P-O3'-C3'	-6.03	112.47	119.70
37	BD	19	C	C4'-C3'-C2'	-6.03	96.57	102.60
37	BD	59	G	C4-N9-C1'	-6.03	118.67	126.50
40	BG	30	C	C6-N1-C1'	6.03	128.03	120.80
41	BH	58	C	N3-C2-O2	-6.03	117.68	121.90
85	AA	357	C	N3-C4-N4	6.03	122.22	118.00
85	AA	837	C	O4'-C1'-N1	6.03	113.02	108.20
85	AA	1082	U	C2-N1-C1'	6.03	124.93	117.70
85	AA	1874	G	C5'-C4'-O4'	6.03	116.33	109.10
34	BA	1165	A	C8-N9-C1'	6.02	138.54	127.70
85	AA	36	U	C2-N1-C1'	-6.02	110.47	117.70
85	AA	75	U	P-O5'-C5'	6.02	130.54	120.90
85	AA	605	A	N9-C1'-C2'	-6.02	105.37	112.00
85	AA	1929	G	C4-N9-C1'	-6.02	118.67	126.50
85	AA	2162	G	C8-N9-C1'	6.02	134.83	127.00
13	AE	145	ARG	NE-CZ-NH1	6.02	123.31	120.30
34	BA	155	U	C2-N3-C4	-6.02	123.39	127.00
34	BA	318	U	P-O3'-C3'	-6.02	112.47	119.70
34	BA	1258	G	O4'-C1'-N9	6.02	113.02	108.20
34	BA	1413	G	C5-C6-N1	6.02	114.51	111.50
35	BB	430	A	C8-N9-C4	6.02	108.21	105.80
35	BB	839	G	N9-C4-C5	6.02	107.81	105.40
35	BB	913	C	O4'-C1'-N1	6.02	113.02	108.20
35	BB	1434	G	N9-C4-C5	-6.02	102.99	105.40
36	BC	139	A	P-O5'-C5'	-6.02	111.27	120.90
38	BE	180	G	N3-C2-N2	-6.02	115.68	119.90
40	BG	172	C	P-O3'-C3'	-6.02	112.47	119.70
41	BH	48	G	OP1-P-O3'	6.02	118.45	105.20
85	AA	335	G	C1'-O4'-C4'	-6.02	105.08	109.90

Continued on next page...

Continued from previous page...

Mol	Chain	Res	Type	Atoms	Z	Observed(°)	Ideal(°)
85	AA	1996	A	C2-N3-C4	-6.02	107.59	110.60
86	AB	1	G	N1-C6-O6	6.02	123.51	119.90
34	BA	891	C	C2-N1-C1'	-6.02	112.18	118.80
34	BA	1038	U	C1'-O4'-C4'	-6.02	105.08	109.90
41	BH	89	C	OP1-P-OP2	-6.02	110.57	119.60
85	AA	83	U	N1-C1'-C2'	-6.02	105.38	112.00
85	AA	530	A	P-O3'-C3'	-6.02	112.47	119.70
85	AA	657	C	C3'-C2'-C1'	-6.02	96.68	101.50
85	AA	820	G	P-O3'-C3'	6.02	126.92	119.70
85	AA	1449	C	C2'-C3'-O3'	6.02	123.33	113.70
85	AA	2045	U	N3-C2-O2	-6.02	117.98	122.20
85	AA	2180	C	O4'-C1'-N1	6.02	113.02	108.20
34	BA	143	A	P-O3'-C3'	-6.02	112.48	119.70
34	BA	749	G	C1'-O4'-C4'	-6.02	105.08	109.90
34	BA	801	U	O4'-C1'-N1	6.02	113.02	108.20
34	BA	1165	A	C4-N9-C1'	-6.02	115.47	126.30
34	BA	1707	C	C5'-C4'-C3'	6.02	125.63	116.00
34	BA	1800	G	N1-C6-O6	6.02	123.51	119.90
35	BB	1413	U	OP1-P-O3'	6.02	118.44	105.20
38	BE	199	A	O4'-C4'-C3'	-6.02	97.98	104.00
40	BG	141	A	C8-N9-C4	6.02	108.21	105.80
52	BS	82	TYR	CB-CG-CD1	6.02	124.61	121.00
85	AA	671	G	P-O3'-C3'	-6.02	112.48	119.70
85	AA	887	A	C5'-C4'-O4'	6.02	116.32	109.10
34	BA	228	A	C5-C6-N6	-6.02	118.89	123.70
34	BA	304	G	C4-N9-C1'	-6.02	118.68	126.50
34	BA	1048	C	C6-N1-C1'	6.02	128.02	120.80
34	BA	1571	C	C5'-C4'-C3'	6.02	125.63	116.00
35	BB	18	A	C5'-C4'-C3'	6.02	125.63	116.00
35	BB	321	C	O4'-C1'-N1	6.02	113.01	108.20
35	BB	442	U	C3'-C2'-C1'	-6.02	96.69	101.50
35	BB	497	C	N1-C1'-C2'	-6.02	105.38	112.00
35	BB	518	G	C1'-O4'-C4'	-6.02	105.08	109.90
35	BB	1166	A	C4'-C3'-C2'	-6.02	96.58	102.60
35	BB	1196	A	C3'-C2'-C1'	-6.02	96.69	101.50
38	BE	19	G	OP1-P-OP2	-6.02	110.57	119.60
38	BE	101	C	P-O3'-C3'	-6.02	112.48	119.70
85	AA	575	G	N1-C6-O6	6.02	123.51	119.90
85	AA	1613	A	C5'-C4'-C3'	-6.02	106.37	116.00
85	AA	2154	C	C4'-C3'-C2'	-6.02	96.58	102.60
34	BA	1633	C	P-O5'-C5'	6.02	130.53	120.90
34	BA	1816	G	C6-N1-C2	-6.02	121.49	125.10

Continued on next page...

Continued from previous page...

Mol	Chain	Res	Type	Atoms	Z	Observed(°)	Ideal(°)
35	BB	126	C	O4'-C1'-N1	6.02	113.01	108.20
35	BB	694	C	N3-C4-N4	-6.02	113.79	118.00
35	BB	1131	C	P-O5'-C5'	-6.02	111.28	120.90
36	BC	51	A	C5-N7-C8	-6.02	100.89	103.90
39	BF	39	C	C5-C6-N1	6.02	124.01	121.00
40	BG	84	U	O4'-C1'-C2'	-6.02	99.78	105.80
2	A1	215	PHE	CB-CG-CD1	6.01	125.01	120.80
34	BA	1268	C	C5'-C4'-C3'	-6.01	106.38	116.00
35	BB	351	G	C5-C6-O6	-6.01	124.99	128.60
35	BB	820	C	O4'-C1'-N1	6.01	113.01	108.20
38	BE	6	A	C5-C6-N1	6.01	120.71	117.70
38	BE	116	U	N1-C2-O2	6.01	127.01	122.80
41	BH	135	U	C5-C4-O4	6.01	129.51	125.90
72	Bm	27	ARG	NE-CZ-NH1	6.01	123.31	120.30
85	AA	203	C	C4'-C3'-C2'	-6.01	96.59	102.60
85	AA	309	G	C4'-C3'-C2'	6.01	108.61	102.60
85	AA	375	C	C5'-C4'-C3'	6.01	125.62	116.00
85	AA	535	G	P-O5'-C5'	6.01	130.52	120.90
85	AA	711	C	C3'-C2'-C1'	6.01	106.31	101.50
85	AA	1290	G	C4'-C3'-C2'	-6.01	96.58	102.60
7	A6	4	TYR	N-CA-C	6.01	127.23	111.00
7	A6	145	PHE	CB-CG-CD1	6.01	125.01	120.80
34	BA	304	G	C8-N9-C1'	6.01	134.82	127.00
34	BA	1734	U	C6-N1-C1'	6.01	129.62	121.20
35	BB	58	G	O4'-C1'-N9	6.01	113.01	108.20
35	BB	1174	C	C6-N1-C1'	-6.01	113.58	120.80
49	BP	160	ALA	N-CA-C	6.01	127.24	111.00
85	AA	2029	G	P-O3'-C3'	-6.01	112.48	119.70
34	BA	216	C	C5'-C4'-C3'	-6.01	106.38	116.00
34	BA	244	A	C1'-O4'-C4'	-6.01	105.09	109.90
34	BA	295	G	N3-C4-C5	-6.01	125.59	128.60
34	BA	304	G	C5-C6-O6	-6.01	124.99	128.60
34	BA	859	G	O4'-C1'-N9	6.01	113.01	108.20
34	BA	1043	C	C6-N1-C2	-6.01	117.89	120.30
34	BA	1236	U	C2-N3-C4	-6.01	123.39	127.00
35	BB	1250	A	O4'-C1'-C2'	6.01	113.01	107.60
36	BC	134	G	N1-C2-N2	-6.01	110.79	116.20
38	BE	19	G	O3'-P-O5'	6.01	115.42	104.00
67	Bh	23	ARG	NE-CZ-NH1	6.01	123.31	120.30
85	AA	334	A	C3'-C2'-C1'	-6.01	96.69	101.50
85	AA	448	G	N1-C6-O6	-6.01	116.29	119.90
85	AA	753	U	C5'-C4'-C3'	6.01	125.62	116.00

Continued on next page...

Continued from previous page...

Mol	Chain	Res	Type	Atoms	Z	Observed(°)	Ideal(°)
85	AA	1197	U	P-O3'-C3'	-6.01	112.48	119.70
85	AA	2120	C	P-O3'-C3'	-6.01	112.49	119.70
31	AX	172	ARG	NE-CZ-NH2	-6.01	117.30	120.30
34	BA	604	G	C3'-C2'-C1'	-6.01	96.69	101.50
34	BA	1153	C	C5-C4-N4	-6.01	115.99	120.20
35	BB	650	A	O4'-C1'-N9	6.01	113.01	108.20
35	BB	1045	G	N9-C1'-C2'	-6.01	105.39	112.00
35	BB	1140	C	P-O5'-C5'	6.01	130.51	120.90
38	BE	130	G	N1-C2-N2	-6.01	110.79	116.20
40	BG	104	A	C1'-O4'-C4'	-6.01	105.09	109.90
41	BH	41	A	N9-C4-C5	-6.01	103.40	105.80
68	Bi	128	ARG	NE-CZ-NH1	6.01	123.31	120.30
71	Bl	95	TRP	N-CA-C	-6.01	94.77	111.00
85	AA	353	G	C8-N9-C1'	6.01	134.81	127.00
85	AA	616	A	C5'-C4'-O4'	6.01	116.31	109.10
85	AA	1840	C	C2-N3-C4	-6.01	116.89	119.90
85	AA	2118	U	C6-N1-C2	-6.01	117.39	121.00
34	BA	777	C	C2-N3-C4	-6.01	116.90	119.90
34	BA	1342	C	C5-C4-N4	-6.01	115.99	120.20
34	BA	1642	A	C4-N9-C1'	-6.01	115.48	126.30
35	BB	512	C	C4'-C3'-C2'	-6.01	96.59	102.60
35	BB	832	C	P-O3'-C3'	-6.01	112.49	119.70
35	BB	1036	G	P-O3'-C3'	-6.01	112.49	119.70
35	BB	1096	G	C5-C6-N1	6.01	114.50	111.50
85	AA	862	U	C6-N1-C1'	6.01	129.61	121.20
85	AA	2096	G	C6-N1-C2	-6.01	121.50	125.10
34	BA	478	G	C3'-C2'-C1'	-6.01	96.69	101.50
34	BA	1573	C	N3-C2-O2	-6.01	117.69	121.90
34	BA	1804	A	O4'-C1'-C2'	-6.01	99.79	105.80
35	BB	1054	G	C5'-C4'-C3'	-6.01	106.39	116.00
39	BF	53	G	O3'-P-O5'	-6.01	92.59	104.00
41	BH	2	U	P-O5'-C5'	6.01	130.51	120.90
81	Bv	175	LEU	N-CA-CB	-6.01	98.39	110.40
85	AA	146	U	O5'-C5'-C4'	6.01	123.11	111.70
85	AA	1648	G	P-O5'-C5'	-6.01	111.29	120.90
34	BA	253	U	N3-C2-O2	-6.00	118.00	122.20
34	BA	733	G	C4'-C3'-C2'	6.00	108.61	102.60
35	BB	895	U	N1-C2-N3	6.00	118.50	114.90
72	Bm	23	TYR	CB-CG-CD2	-6.00	117.40	121.00
85	AA	171	U	O4'-C4'-C3'	6.00	110.90	106.10
34	BA	110	C	C4'-C3'-C2'	-6.00	96.60	102.60
34	BA	313	C	O4'-C1'-N1	6.00	113.00	108.20

Continued on next page...

Continued from previous page...

Mol	Chain	Res	Type	Atoms	Z	Observed(°)	Ideal(°)
34	BA	440	A	C5'-C4'-C3'	-6.00	106.39	116.00
34	BA	630	U	O3'-P-O5'	-6.00	92.59	104.00
34	BA	1008	A	P-O3'-C3'	-6.00	112.50	119.70
34	BA	1154	U	P-O3'-C3'	-6.00	112.50	119.70
34	BA	1274	A	O3'-P-O5'	-6.00	92.59	104.00
34	BA	1322	A	N1-C6-N6	6.00	122.20	118.60
34	BA	1421	A	C8-N9-C4	6.00	108.20	105.80
34	BA	1529	G	P-O3'-C3'	-6.00	112.50	119.70
34	BA	1545	C	N1-C2-N3	6.00	123.40	119.20
34	BA	1742	G	N1-C6-O6	6.00	123.50	119.90
35	BB	338	C	O4'-C1'-N1	6.00	113.00	108.20
35	BB	423	G	C8-N9-C1'	6.00	134.81	127.00
35	BB	474	G	N9-C4-C5	-6.00	103.00	105.40
35	BB	1544	A	O4'-C1'-N9	6.00	113.00	108.20
36	BC	169	G	N3-C4-N9	-6.00	122.40	126.00
40	BG	84	U	C5'-C4'-O4'	6.00	116.30	109.10
40	BG	122	G	C8-N9-C4	6.00	108.80	106.40
47	BN	13	GLN	N-CA-CB	6.00	121.41	110.60
52	BS	71	LEU	N-CA-C	6.00	127.21	111.00
85	AA	351	C	N3-C2-O2	-6.00	117.70	121.90
85	AA	959	C	P-O3'-C3'	-6.00	112.50	119.70
85	AA	1670	U	C4'-C3'-C2'	-6.00	96.60	102.60
85	AA	2054	G	C4-N9-C1'	-6.00	118.70	126.50
85	AA	2187	G	O4'-C1'-N9	6.00	113.00	108.20
34	BA	758	G	C5-C6-O6	-6.00	125.00	128.60
34	BA	1125	G	O3'-P-O5'	-6.00	92.60	104.00
34	BA	1499	A	C8-N9-C4	-6.00	103.40	105.80
35	BB	995	C	C2'-C3'-O3'	6.00	123.30	113.70
35	BB	1236	A	O4'-C1'-N9	6.00	113.00	108.20
36	BC	17	U	O4'-C1'-N1	6.00	113.00	108.20
40	BG	133	C	O3'-P-O5'	-6.00	92.60	104.00
40	BG	133	C	P-O3'-C3'	6.00	126.90	119.70
52	BS	109	TYR	CB-CG-CD1	6.00	124.60	121.00
85	AA	38	C	C4'-C3'-C2'	-6.00	96.60	102.60
85	AA	370	A	C4'-C3'-C2'	6.00	108.60	102.60
85	AA	492	C	C5-C4-N4	6.00	124.40	120.20
85	AA	587	G	N9-C1'-C2'	-6.00	105.40	112.00
85	AA	964	C	C6-N1-C2	-6.00	117.90	120.30
34	BA	611	A	C6-C5-N7	-6.00	128.10	132.30
34	BA	1295	U	P-O3'-C3'	6.00	126.90	119.70
35	BB	568	A	O4'-C1'-N9	6.00	113.00	108.20
35	BB	1446	C	N3-C4-C5	6.00	124.30	121.90

Continued on next page...

Continued from previous page...

Mol	Chain	Res	Type	Atoms	Z	Observed(°)	Ideal(°)
1	A0	49	ASN	CB-CA-C	-6.00	98.40	110.40
34	BA	192	G	O3'-P-O5'	6.00	115.40	104.00
34	BA	454	G	P-O5'-C5'	-6.00	111.30	120.90
34	BA	1487	U	P-O5'-C5'	6.00	130.50	120.90
34	BA	1535	G	C5'-C4'-O4'	6.00	116.30	109.10
35	BB	1390	U	C5-C6-N1	-6.00	119.70	122.70
48	BO	154	PHE	N-CA-CB	6.00	121.40	110.60
84	By	53	PHE	CB-CG-CD1	6.00	125.00	120.80
85	AA	128	U	C5'-C4'-C3'	-6.00	106.40	116.00
85	AA	186	U	C6-N1-C1'	6.00	129.60	121.20
85	AA	282	C	O4'-C4'-C3'	6.00	110.90	106.10
85	AA	459	C	C1'-O4'-C4'	-6.00	105.10	109.90
85	AA	487	G	C4-N9-C1'	-6.00	118.70	126.50
85	AA	703	U	O4'-C1'-N1	6.00	113.00	108.20
85	AA	1088	C	C6-N1-C2	-6.00	117.90	120.30
85	AA	1153	G	C4'-C3'-C2'	-6.00	96.60	102.60
85	AA	1577	G	O4'-C1'-N9	6.00	113.00	108.20
34	BA	1407	C	C2-N1-C1'	-6.00	112.20	118.80
35	BB	93	A	N1-C6-N6	6.00	122.20	118.60
35	BB	144	G	C8-N9-C1'	6.00	134.80	127.00
35	BB	642	G	N3-C4-C5	-6.00	125.60	128.60
35	BB	1133	C	C5-C4-N4	6.00	124.40	120.20
78	Bs	51	LEU	CB-CG-CD2	6.00	121.19	111.00
85	AA	862	U	C2-N3-C4	-6.00	123.40	127.00
34	BA	1324	G	O5'-C5'-C4'	-6.00	100.31	111.70
34	BA	1484	A	C1'-O4'-C4'	-6.00	105.10	109.90
35	BB	1279	C	N1-C1'-C2'	-6.00	105.41	112.00
41	BH	119	U	O5'-C5'-C4'	-6.00	100.31	111.70
80	Bu	20	TYR	CA-CB-CG	-6.00	102.01	113.40
85	AA	628	C	C2-N3-C4	-6.00	116.90	119.90
2	A1	46	ARG	N-CA-CB	-5.99	99.81	110.60
34	BA	313	C	O4'-C1'-C2'	5.99	112.99	107.60
34	BA	387	A	C8-N9-C4	-5.99	103.40	105.80
34	BA	535	G	N3-C2-N2	5.99	124.10	119.90
34	BA	565	U	C2-N1-C1'	-5.99	110.51	117.70
34	BA	671	C	C2-N3-C4	-5.99	116.90	119.90
34	BA	748	C	P-O5'-C5'	5.99	130.49	120.90
35	BB	1479	C	N3-C2-O2	-5.99	117.70	121.90
36	BC	10	C	O5'-C5'-C4'	5.99	123.09	111.70
42	BI	69	VAL	CG1-CB-CG2	-5.99	101.31	110.90
82	Bw	252	PHE	N-CA-CB	-5.99	99.81	110.60
85	AA	470	C	N3-C2-O2	-5.99	117.70	121.90

Continued on next page...

Continued from previous page...

Mol	Chain	Res	Type	Atoms	Z	Observed(°)	Ideal(°)
85	AA	716	G	P-O5'-C5'	-5.99	111.31	120.90
85	AA	771	A	N3-C4-C5	-5.99	122.60	126.80
85	AA	944	C	P-O5'-C5'	5.99	130.49	120.90
85	AA	1674	G	N1-C6-O6	5.99	123.50	119.90
85	AA	1711	C	C1'-O4'-C4'	-5.99	105.11	109.90
35	BB	1068	G	C2-N3-C4	-5.99	108.90	111.90
35	BB	1176	G	C3'-C2'-C1'	-5.99	96.71	101.50
38	BE	72	C	O5'-C5'-C4'	5.99	123.08	111.70
38	BE	94	U	N3-C2-O2	-5.99	118.01	122.20
38	BE	153	C	P-O5'-C5'	-5.99	111.31	120.90
44	BK	115	MET	CG-SD-CE	-5.99	90.61	100.20
85	AA	162	A	C5-N7-C8	-5.99	100.90	103.90
85	AA	425	G	N7-C8-N9	-5.99	110.10	113.10
85	AA	1370	G	C4-N9-C1'	-5.99	118.71	126.50
85	AA	2066	C	P-O5'-C5'	-5.99	111.31	120.90
34	BA	14	G	P-O5'-C5'	-5.99	111.32	120.90
34	BA	183	G	C5-C6-O6	-5.99	125.01	128.60
34	BA	478	G	N9-C1'-C2'	-5.99	105.41	112.00
34	BA	486	G	N9-C1'-C2'	5.99	121.79	114.00
34	BA	523	A	O4'-C1'-N9	-5.99	103.41	108.20
34	BA	551	U	C5-C4-O4	5.99	129.49	125.90
34	BA	574	U	C1'-O4'-C4'	5.99	114.69	109.90
34	BA	681	G	C5-N7-C8	-5.99	101.31	104.30
34	BA	857	C	C6-N1-C1'	5.99	127.99	120.80
34	BA	951	C	N1-C1'-C2'	-5.99	105.41	112.00
34	BA	1243	A	C4'-C3'-C2'	-5.99	96.61	102.60
34	BA	1457	C	O4'-C1'-C2'	5.99	112.99	107.60
35	BB	93	A	O5'-C5'-C4'	-5.99	100.32	111.70
35	BB	1256	C	N3-C2-O2	-5.99	117.71	121.90
37	BD	100	A	C5'-C4'-O4'	-5.99	101.91	109.10
38	BE	194	A	C5-N7-C8	-5.99	100.91	103.90
40	BG	20	U	N1-C2-N3	5.99	118.49	114.90
41	BH	76	G	OP1-P-O3'	5.99	118.38	105.20
25	AR	54	THR	N-CA-C	-5.99	94.83	111.00
34	BA	1071	G	C6-N1-C2	-5.99	121.51	125.10
34	BA	1094	U	C5-C6-N1	-5.99	119.71	122.70
34	BA	1344	G	N7-C8-N9	5.99	116.09	113.10
34	BA	1438	C	N3-C2-O2	-5.99	117.71	121.90
34	BA	1632	G	C5-C6-O6	-5.99	125.01	128.60
34	BA	1685	C	C2-N3-C4	-5.99	116.91	119.90
34	BA	1747	C	C2'-C3'-O3'	5.99	123.28	113.70
35	BB	55	C	P-O5'-C5'	-5.99	111.32	120.90

Continued on next page...

Continued from previous page...

Mol	Chain	Res	Type	Atoms	Z	Observed(°)	Ideal(°)
35	BB	147	C	C2-N1-C1'	5.99	125.39	118.80
35	BB	490	G	N1-C6-O6	5.99	123.49	119.90
35	BB	828	G	N9-C1'-C2'	-5.99	105.41	112.00
35	BB	1072	C	C1'-O4'-C4'	-5.99	105.11	109.90
40	BG	168	A	P-O5'-C5'	-5.99	111.32	120.90
60	Ba	101	ALA	N-CA-CB	5.99	118.48	110.10
85	AA	99	U	C5'-C4'-C3'	-5.99	106.42	116.00
85	AA	385	A	P-O5'-C5'	-5.99	111.32	120.90
34	BA	780	U	O5'-C5'-C4'	5.99	123.08	111.70
34	BA	955	G	O4'-C1'-N9	5.99	112.99	108.20
34	BA	1703	A	N1-C6-N6	5.99	122.19	118.60
35	BB	428	G	O4'-C1'-N9	5.99	112.99	108.20
40	BG	152	G	C4-N9-C1'	-5.99	118.72	126.50
83	Bx	40	PHE	CB-CA-C	-5.99	98.43	110.40
85	AA	488	G	C8-N9-C1'	5.99	134.78	127.00
85	AA	1526	G	C2'-C3'-O3'	5.99	123.28	113.70
85	AA	1721	A	C4-N9-C1'	-5.99	115.52	126.30
85	AA	1854	U	C2-N1-C1'	-5.99	110.52	117.70
34	BA	1403	G	N9-C1'-C2'	-5.99	105.42	112.00
34	BA	1499	A	O5'-C5'-C4'	-5.99	100.33	111.70
35	BB	412	A	P-O5'-C5'	-5.99	111.32	120.90
35	BB	969	C	N3-C2-O2	-5.99	117.71	121.90
35	BB	1234	G	N3-C2-N2	5.99	124.09	119.90
35	BB	1354	C	C5'-C4'-O4'	-5.99	101.92	109.10
35	BB	1466	A	C5-N7-C8	-5.99	100.91	103.90
40	BG	130	G	C4-N9-C1'	-5.99	118.72	126.50
51	BR	81	GLY	N-CA-C	-5.99	98.14	113.10
85	AA	910	G	C8-N9-C1'	5.99	134.78	127.00
85	AA	934	A	P-O3'-C3'	-5.99	112.52	119.70
85	AA	2113	U	C2-N1-C1'	-5.99	110.52	117.70
34	BA	1569	C	C5'-C4'-O4'	5.98	116.28	109.10
35	BB	540	G	N1-C6-O6	5.98	123.49	119.90
38	BE	134	A	N1-C2-N3	-5.98	126.31	129.30
38	BE	141	A	O4'-C1'-N9	5.98	112.99	108.20
41	BH	24	U	P-O3'-C3'	-5.98	112.52	119.70
34	BA	339	G	N1-C6-O6	-5.98	116.31	119.90
34	BA	595	U	C3'-C2'-C1'	5.98	106.29	101.50
34	BA	1220	C	C2'-C3'-O3'	5.98	123.27	113.70
35	BB	2	C	O4'-C4'-C3'	-5.98	98.02	104.00
35	BB	545	C	C3'-C2'-C1'	5.98	106.29	101.50
35	BB	1162	A	C8-N9-C1'	-5.98	116.93	127.70
35	BB	1540	U	O4'-C1'-N1	5.98	112.99	108.20

Continued on next page...

Continued from previous page...

Mol	Chain	Res	Type	Atoms	Z	Observed(°)	Ideal(°)
39	BF	70	A	O4'-C1'-N9	5.98	112.98	108.20
40	BG	181	C	C1'-O4'-C4'	-5.98	105.11	109.90
82	Bw	220	PHE	CB-CG-CD1	5.98	124.99	120.80
85	AA	715	G	N9-C1'-C2'	-5.98	105.42	112.00
85	AA	1981	A	P-O5'-C5'	-5.98	111.33	120.90
5	A4	162	ARG	N-CA-CB	5.98	121.36	110.60
34	BA	276	C	N3-C2-O2	-5.98	117.71	121.90
34	BA	403	A	C4'-C3'-C2'	-5.98	96.62	102.60
34	BA	420	A	C1'-O4'-C4'	-5.98	105.12	109.90
34	BA	1223	C	C6-N1-C1'	-5.98	113.62	120.80
34	BA	1653	G	N1-C6-O6	-5.98	116.31	119.90
34	BA	1737	A	O3'-P-O5'	-5.98	92.64	104.00
40	BG	141	A	C3'-C2'-C1'	5.98	106.28	101.50
73	Bn	66	TYR	CB-CA-C	5.98	122.36	110.40
85	AA	132	G	O4'-C1'-N9	5.98	112.98	108.20
85	AA	1342	C	O4'-C1'-N1	5.98	112.98	108.20
85	AA	1900	C	C6-N1-C1'	5.98	127.98	120.80
85	AA	2125	A	C4-C5-C6	-5.98	114.01	117.00
85	AA	2139	G	C5-N7-C8	-5.98	101.31	104.30
85	AA	2192	A	C5-C6-N1	5.98	120.69	117.70
34	BA	743	A	N7-C8-N9	-5.98	110.81	113.80
34	BA	1030	C	C3'-C2'-C1'	-5.98	96.72	101.50
34	BA	1289	C	C6-N1-C2	-5.98	117.91	120.30
35	BB	41	A	O4'-C4'-C3'	5.98	110.88	106.10
35	BB	458	U	C2-N3-C4	-5.98	123.41	127.00
35	BB	1306	G	C4-N9-C1'	-5.98	118.73	126.50
37	BD	65	G	C8-N9-C4	5.98	108.79	106.40
38	BE	14	C	C4'-C3'-C2'	5.98	108.58	102.60
41	BH	56	C	O4'-C1'-N1	5.98	112.98	108.20
85	AA	96	C	N1-C2-O2	5.98	122.49	118.90
85	AA	1212	C	C2-N3-C4	-5.98	116.91	119.90
85	AA	1826	U	C6-N1-C1'	-5.98	112.83	121.20
34	BA	612	U	C5'-C4'-C3'	-5.98	106.44	116.00
34	BA	884	G	C2-N3-C4	-5.98	108.91	111.90
34	BA	1286	C	O4'-C1'-N1	5.98	112.98	108.20
34	BA	1762	U	O4'-C1'-N1	5.98	112.98	108.20
35	BB	8	U	C2'-C3'-O3'	5.98	123.27	113.70
35	BB	382	U	N1-C2-N3	5.98	118.49	114.90
35	BB	620	G	C3'-C2'-C1'	-5.98	96.72	101.50
35	BB	1206	G	C1'-O4'-C4'	-5.98	105.12	109.90
36	BC	155	C	P-O5'-C5'	-5.98	111.34	120.90
38	BE	163	A	C3'-C2'-C1'	-5.98	96.72	101.50

Continued on next page...

Continued from previous page...

Mol	Chain	Res	Type	Atoms	Z	Observed(°)	Ideal(°)
65	Bf	144	ARG	NE-CZ-NH1	5.98	123.29	120.30
84	By	44	PHE	CB-CG-CD2	-5.98	116.61	120.80
85	AA	707	U	C4'-C3'-C2'	-5.98	96.62	102.60
85	AA	901	C	C2-N3-C4	-5.98	116.91	119.90
85	AA	1505	G	C8-N9-C1'	5.98	134.77	127.00
35	BB	1337	C	C5'-C4'-O4'	5.98	116.27	109.10
35	BB	1386	C	C5'-C4'-C3'	-5.98	106.44	116.00
35	BB	1452	U	C2'-C3'-O3'	5.98	123.26	113.70
35	BB	1528	U	C3'-C2'-C1'	-5.98	96.72	101.50
36	BC	88	A	O3'-P-O5'	-5.98	92.64	104.00
80	Bu	264	ARG	NE-CZ-NH2	-5.98	117.31	120.30
85	AA	264	A	O4'-C1'-N9	5.98	112.98	108.20
85	AA	656	U	P-O5'-C5'	-5.98	111.34	120.90
85	AA	1223	A	N1-C2-N3	-5.98	126.31	129.30
34	BA	373	G	C5-C6-O6	-5.97	125.02	128.60
34	BA	750	C	P-O3'-C3'	-5.97	112.53	119.70
34	BA	897	U	C2'-C3'-O3'	5.97	123.26	113.70
34	BA	1129	U	O4'-C1'-N1	5.97	112.98	108.20
34	BA	1680	G	C5'-C4'-C3'	5.97	125.56	116.00
34	BA	1822	U	C5'-C4'-C3'	5.97	125.56	116.00
36	BC	146	U	C2'-C3'-O3'	5.97	123.26	113.70
67	Bh	35	ASP	CA-CB-CG	5.97	126.54	113.40
85	AA	338	G	N3-C2-N2	5.97	124.08	119.90
85	AA	875	C	C1'-O4'-C4'	-5.97	105.12	109.90
85	AA	1055	U	C2-N1-C1'	5.97	124.87	117.70
85	AA	1301	C	P-O5'-C5'	-5.97	111.34	120.90
85	AA	1812	C	O5'-C5'-C4'	-5.97	100.35	111.70
85	AA	2045	U	C6-N1-C1'	5.97	129.56	121.20
85	AA	2119	C	O4'-C1'-N1	5.97	112.98	108.20
85	AA	2241	C	C6-N1-C1'	5.97	127.97	120.80
86	AB	3	C	C6-N1-C2	-5.97	117.91	120.30
34	BA	275	C	P-O3'-C3'	-5.97	112.53	119.70
34	BA	684	G	N3-C4-N9	5.97	129.58	126.00
35	BB	1147	G	N1-C6-O6	5.97	123.48	119.90
74	Bo	13	ARG	NH1-CZ-NH2	-5.97	112.83	119.40
77	Br	250	TRP	CB-CA-C	-5.97	98.45	110.40
85	AA	31	C	O4'-C1'-N1	5.97	112.98	108.20
85	AA	115	U	C4-C5-C6	-5.97	116.12	119.70
85	AA	168	A	O5'-C5'-C4'	-5.97	100.35	111.70
85	AA	652	U	C2-N3-C4	-5.97	123.42	127.00
85	AA	847	G	C5-C6-N1	5.97	114.49	111.50
85	AA	1709	U	P-O3'-C3'	5.97	126.87	119.70

Continued on next page...

Continued from previous page...

Mol	Chain	Res	Type	Atoms	Z	Observed(°)	Ideal(°)
85	AA	2096	G	P-O5'-C5'	5.97	130.46	120.90
85	AA	2204	A	C5'-C4'-O4'	5.97	116.27	109.10
29	AV	53	ARG	NE-CZ-NH2	-5.97	117.31	120.30
34	BA	656	U	P-O5'-C5'	5.97	130.45	120.90
34	BA	1295	U	C5'-C4'-O4'	-5.97	101.94	109.10
38	BE	184	G	N1-C6-O6	-5.97	116.32	119.90
85	AA	916	A	O4'-C1'-N9	5.97	112.98	108.20
34	BA	83	G	C6-C5-N7	-5.97	126.82	130.40
34	BA	103	G	N7-C8-N9	-5.97	110.11	113.10
34	BA	307	C	O4'-C1'-N1	5.97	112.97	108.20
34	BA	700	G	C3'-C2'-C1'	-5.97	96.72	101.50
34	BA	736	G	O4'-C1'-N9	5.97	112.98	108.20
34	BA	806	U	C5'-C4'-C3'	5.97	125.55	116.00
34	BA	1430	C	P-O3'-C3'	5.97	126.86	119.70
34	BA	1637	G	C8-N9-C1'	5.97	134.76	127.00
34	BA	1733	G	C4-N9-C1'	-5.97	118.74	126.50
35	BB	1106	G	N1-C6-O6	-5.97	116.32	119.90
37	BD	23	A	N9-C1'-C2'	-5.97	105.43	112.00
38	BE	168	C	N1-C2-N3	5.97	123.38	119.20
40	BG	12	A	O4'-C1'-C2'	-5.97	99.83	105.80
85	AA	646	C	N3-C2-O2	-5.97	117.72	121.90
85	AA	1176	C	C2-N1-C1'	-5.97	112.23	118.80
85	AA	1482	C	C5-C6-N1	5.97	123.98	121.00
34	BA	713	C	P-O5'-C5'	-5.97	111.35	120.90
37	BD	62	A	C4-N9-C1'	-5.97	115.56	126.30
38	BE	23	G	C5-C6-N1	5.97	114.48	111.50
38	BE	181	U	O5'-P-OP2	-5.97	100.33	105.70
40	BG	140	G	O4'-C1'-C2'	5.97	112.97	107.60
41	BH	22	A	C5-C6-N6	-5.97	118.92	123.70
69	Bj	11	ARG	NE-CZ-NH1	5.97	123.28	120.30
85	AA	365	G	O4'-C1'-N9	5.97	112.97	108.20
85	AA	386	G	N1-C2-N2	-5.97	110.83	116.20
85	AA	453	G	N3-C4-N9	5.97	129.58	126.00
85	AA	760	U	O4'-C4'-C3'	-5.97	98.03	104.00
34	BA	75	U	N1-C1'-C2'	-5.97	105.44	112.00
34	BA	260	A	C5-C6-N6	5.97	128.47	123.70
34	BA	399	G	N3-C4-C5	5.97	131.58	128.60
34	BA	541	C	C6-N1-C1'	5.97	127.96	120.80
34	BA	1222	C	P-O3'-C3'	-5.97	112.54	119.70
34	BA	1280	A	C5-C6-N1	5.97	120.68	117.70
35	BB	364	U	C6-N1-C2	-5.97	117.42	121.00
35	BB	798	A	C8-N9-C4	-5.97	103.41	105.80

Continued on next page...

Continued from previous page...

Mol	Chain	Res	Type	Atoms	Z	Observed(°)	Ideal(°)
35	BB	812	G	C1'-O4'-C4'	-5.97	105.13	109.90
35	BB	1485	G	C5'-C4'-C3'	-5.97	106.45	116.00
85	AA	355	G	C4-N9-C1'	-5.97	118.74	126.50
85	AA	769	C	N3-C2-O2	-5.97	117.72	121.90
85	AA	906	U	C5'-C4'-O4'	5.97	116.26	109.10
85	AA	1275	A	C5-C6-N6	5.97	128.47	123.70
34	BA	665	C	C3'-C2'-C1'	-5.96	96.73	101.50
34	BA	783	U	N3-C2-O2	-5.96	118.03	122.20
34	BA	1061	A	C8-N9-C4	5.96	108.19	105.80
34	BA	1476	G	C5'-C4'-C3'	-5.96	106.46	116.00
34	BA	1559	C	O4'-C1'-N1	5.96	112.97	108.20
34	BA	1774	G	O4'-C1'-N9	5.96	112.97	108.20
35	BB	260	A	C5'-C4'-C3'	-5.96	106.46	116.00
38	BE	18	U	O5'-C5'-C4'	-5.96	100.37	111.70
40	BG	18	U	C5'-C4'-C3'	-5.96	106.46	116.00
40	BG	85	C	C5'-C4'-C3'	5.96	125.54	116.00
42	BI	172	HIS	CA-CB-CG	5.96	123.74	113.60
80	Bu	208	ARG	NE-CZ-NH1	5.96	123.28	120.30
85	AA	276	C	C5'-C4'-O4'	-5.96	101.94	109.10
85	AA	803	C	C5-C4-N4	-5.96	116.02	120.20
85	AA	1304	C	P-O5'-C5'	-5.96	111.36	120.90
85	AA	1557	U	O3'-P-O5'	5.96	115.33	104.00
85	AA	1917	G	C8-N9-C1'	5.96	134.75	127.00
35	BB	397	C	N3-C2-O2	-5.96	117.73	121.90
38	BE	199	A	C8-N9-C4	5.96	108.19	105.80
82	Bw	62	ARG	NE-CZ-NH2	-5.96	117.32	120.30
85	AA	2227	A	N7-C8-N9	-5.96	110.82	113.80
34	BA	411	C	C6-N1-C1'	-5.96	113.65	120.80
34	BA	526	C	P-O5'-C5'	-5.96	111.36	120.90
34	BA	535	G	N3-C4-N9	5.96	129.58	126.00
34	BA	621	G	N1-C6-O6	5.96	123.48	119.90
34	BA	747	G	N3-C4-C5	-5.96	125.62	128.60
34	BA	751	A	C2-N3-C4	5.96	113.58	110.60
34	BA	1581	G	N3-C4-C5	-5.96	125.62	128.60
34	BA	1611	A	C4'-C3'-C2'	-5.96	96.64	102.60
34	BA	1711	G	N1-C2-N3	-5.96	120.32	123.90
35	BB	516	G	C4'-C3'-C2'	-5.96	96.64	102.60
35	BB	1462	G	N3-C4-C5	-5.96	125.62	128.60
37	BD	87	G	N7-C8-N9	-5.96	110.12	113.10
85	AA	338	G	N9-C1'-C2'	-5.96	105.44	112.00
85	AA	1116	G	N9-C1'-C2'	-5.96	105.44	112.00
34	BA	46	C	P-O3'-C3'	-5.96	112.55	119.70

Continued on next page...

Continued from previous page...

Mol	Chain	Res	Type	Atoms	Z	Observed(°)	Ideal(°)
34	BA	986	G	C4-N9-C1'	-5.96	118.75	126.50
34	BA	1060	C	O4'-C1'-C2'	-5.96	99.84	105.80
34	BA	1491	U	OP1-P-O3'	5.96	118.31	105.20
34	BA	1640	G	C5'-C4'-C3'	5.96	125.54	116.00
35	BB	1259	A	O4'-C1'-N9	5.96	112.97	108.20
35	BB	1379	U	C5-C6-N1	-5.96	119.72	122.70
40	BG	9	G	O4'-C1'-C2'	5.96	112.96	107.60
85	AA	1137	C	O4'-C1'-N1	5.96	112.97	108.20
85	AA	1668	G	C5-C6-O6	5.96	132.18	128.60
34	BA	596	G	N3-C2-N2	5.96	124.07	119.90
34	BA	662	U	P-O5'-C5'	5.96	130.43	120.90
34	BA	1846	G	P-O3'-C3'	-5.96	112.55	119.70
35	BB	835	C	P-O3'-C3'	5.96	126.85	119.70
35	BB	981	A	N9-C1'-C2'	5.96	121.75	114.00
35	BB	993	A	N3-C4-C5	5.96	130.97	126.80
35	BB	1283	C	O4'-C1'-N1	5.96	112.97	108.20
41	BH	9	C	O5'-P-OP2	5.96	117.85	110.70
85	AA	408	C	C5-C4-N4	5.96	124.37	120.20
85	AA	976	G	O4'-C1'-N9	5.96	112.97	108.20
85	AA	1195	U	C2-N3-C4	-5.96	123.42	127.00
85	AA	1476	C	C2-N3-C4	-5.96	116.92	119.90
34	BA	57	A	C3'-C2'-C1'	-5.96	96.73	101.50
34	BA	87	G	P-O5'-C5'	-5.96	111.37	120.90
34	BA	955	G	C5-C6-N1	5.96	114.48	111.50
34	BA	1100	A	C5'-C4'-C3'	-5.96	106.47	116.00
34	BA	1219	G	C4'-C3'-C2'	-5.96	96.64	102.60
34	BA	1220	C	N1-C1'-C2'	-5.96	105.45	112.00
34	BA	1521	C	P-O3'-C3'	-5.96	112.55	119.70
34	BA	1845	G	N9-C4-C5	5.96	107.78	105.40
35	BB	300	U	O4'-C1'-N1	5.96	112.96	108.20
35	BB	968	C	O4'-C4'-C3'	-5.96	98.04	104.00
35	BB	1165	A	OP1-P-O3'	5.96	118.31	105.20
35	BB	1536	G	C8-N9-C4	-5.96	104.02	106.40
37	BD	49	A	C3'-C2'-C1'	-5.96	96.73	101.50
37	BD	60	C	C6-N1-C2	-5.96	117.92	120.30
37	BD	108	G	C8-N9-C4	-5.96	104.02	106.40
41	BH	36	C	O4'-C1'-N1	5.96	112.97	108.20
42	BI	74	ARG	NE-CZ-NH1	5.96	123.28	120.30
85	AA	107	A	C5-N7-C8	-5.96	100.92	103.90
85	AA	535	G	C5'-C4'-C3'	-5.96	106.47	116.00
85	AA	1263	G	C5'-C4'-O4'	5.96	116.25	109.10
85	AA	1519	A	N1-C6-N6	-5.96	115.03	118.60

Continued on next page...

Continued from previous page...

Mol	Chain	Res	Type	Atoms	Z	Observed(°)	Ideal(°)
86	AB	24	G	C8-N9-C1'	5.96	134.74	127.00
39	BF	42	G	P-O3'-C3'	-5.96	112.55	119.70
40	BG	92	U	O4'-C1'-C2'	5.96	112.96	107.60
40	BG	111	C	P-O5'-C5'	5.96	130.43	120.90
85	AA	1839	G	C4-N9-C1'	-5.96	118.76	126.50
85	AA	2139	G	N1-C6-O6	5.96	123.47	119.90
34	BA	568	G	O3'-P-O5'	5.95	115.31	104.00
34	BA	613	A	C1'-O4'-C4'	-5.95	105.14	109.90
34	BA	635	G	C2-N3-C4	5.95	114.88	111.90
34	BA	1415	C	N3-C2-O2	-5.95	117.73	121.90
35	BB	645	C	P-O5'-C5'	5.95	130.43	120.90
35	BB	852	G	N3-C2-N2	5.95	124.07	119.90
36	BC	147	G	N1-C6-O6	5.95	123.47	119.90
36	BC	148	C	O5'-C5'-C4'	-5.95	100.39	111.70
39	BF	5	U	N1-C2-O2	5.95	126.97	122.80
41	BH	116	A	C5'-C4'-C3'	5.95	125.53	116.00
65	Bf	282	PHE	CB-CG-CD2	-5.95	116.63	120.80
85	AA	1975	G	O4'-C1'-N9	5.95	112.96	108.20
85	AA	2169	C	C6-N1-C1'	5.95	127.94	120.80
34	BA	447	U	O5'-C5'-C4'	-5.95	100.39	111.70
34	BA	1735	G	N9-C1'-C2'	-5.95	105.45	112.00
37	BD	9	C	N3-C2-O2	-5.95	117.73	121.90
40	BG	54	G	N1-C2-N2	5.95	121.56	116.20
85	AA	485	A	N1-C6-N6	5.95	122.17	118.60
85	AA	1494	C	O4'-C1'-N1	5.95	112.96	108.20
85	AA	2007	G	C8-N9-C1'	5.95	134.74	127.00
34	BA	1314	A	O4'-C1'-N9	5.95	112.96	108.20
34	BA	1432	C	N3-C4-C5	5.95	124.28	121.90
34	BA	1719	G	O4'-C1'-N9	5.95	112.96	108.20
34	BA	1793	G	C5-C6-O6	-5.95	125.03	128.60
35	BB	472	C	P-O5'-C5'	5.95	130.42	120.90
35	BB	855	G	P-O3'-C3'	-5.95	112.56	119.70
35	BB	1153	G	C5-C6-O6	-5.95	125.03	128.60
35	BB	1291	G	C8-N9-C1'	5.95	134.74	127.00
36	BC	116	C	C2-N1-C1'	-5.95	112.25	118.80
37	BD	105	G	P-O3'-C3'	-5.95	112.56	119.70
38	BE	134	A	C5'-C4'-C3'	5.95	125.52	116.00
74	Bo	45	PHE	CB-CG-CD2	-5.95	116.63	120.80
85	AA	1074	U	C5'-C4'-O4'	5.95	116.24	109.10
6	A5	75	ARG	NE-CZ-NH2	5.95	123.27	120.30
34	BA	1130	U	O4'-C1'-N1	5.95	112.96	108.20
34	BA	1211	G	N1-C2-N3	5.95	127.47	123.90

Continued on next page...

Continued from previous page...

Mol	Chain	Res	Type	Atoms	Z	Observed(°)	Ideal(°)
34	BA	1270	G	C8-N9-C4	5.95	108.78	106.40
34	BA	1673	G	C5-C6-O6	5.95	132.17	128.60
35	BB	1035	C	O4'-C1'-N1	5.95	112.96	108.20
35	BB	1097	U	O4'-C1'-N1	5.95	112.96	108.20
36	BC	88	A	C3'-C2'-C1'	-5.95	96.74	101.50
72	Bm	76	ARG	CA-C-N	-5.95	104.11	117.20
85	AA	526	G	C5-C6-N1	5.95	114.47	111.50
85	AA	1272	G	C5'-C4'-C3'	-5.95	106.48	116.00
85	AA	1547	G	O4'-C1'-N9	5.95	112.96	108.20
34	BA	113	G	P-O5'-C5'	-5.95	111.39	120.90
34	BA	575	U	O4'-C1'-N1	5.95	112.96	108.20
34	BA	645	U	N3-C4-O4	5.95	123.56	119.40
34	BA	728	A	O4'-C4'-C3'	-5.95	98.05	104.00
34	BA	772	G	C4-N9-C1'	5.95	134.23	126.50
35	BB	1029	U	N1-C1'-C2'	-5.95	105.46	112.00
35	BB	1242	C	O4'-C1'-N1	5.95	112.96	108.20
35	BB	1311	G	C3'-C2'-C1'	-5.95	96.74	101.50
35	BB	1489	A	P-O5'-C5'	5.95	130.41	120.90
40	BG	95	U	O5'-P-OP2	-5.95	100.35	105.70
85	AA	53	G	C1'-O4'-C4'	-5.95	105.14	109.90
85	AA	261	U	C2-N3-C4	-5.95	123.43	127.00
85	AA	413	G	C1'-O4'-C4'	-5.95	105.14	109.90
85	AA	982	G	P-O5'-C5'	-5.95	111.38	120.90
85	AA	1451	U	N3-C4-C5	5.95	118.17	114.60
85	AA	1712	A	N1-C6-N6	-5.95	115.03	118.60
3	A2	145	ARG	NE-CZ-NH1	5.95	123.27	120.30
34	BA	36	A	C5'-C4'-C3'	-5.95	106.49	116.00
34	BA	421	G	C1'-O4'-C4'	-5.95	105.14	109.90
34	BA	790	G	C2-N3-C4	-5.95	108.93	111.90
34	BA	888	G	P-O3'-C3'	-5.95	112.57	119.70
34	BA	1070	G	C5-C6-O6	-5.95	125.03	128.60
34	BA	1078	U	C2-N3-C4	-5.95	123.43	127.00
34	BA	1625	C	C4'-C3'-C2'	-5.95	96.66	102.60
34	BA	1660	A	O4'-C1'-N9	5.95	112.96	108.20
35	BB	591	A	C6-N1-C2	-5.95	115.03	118.60
35	BB	1251	G	C8-N9-C1'	5.95	134.73	127.00
36	BC	6	G	P-O5'-C5'	-5.95	111.39	120.90
38	BE	96	G	P-O3'-C3'	-5.95	112.56	119.70
38	BE	100	U	P-O3'-C3'	5.95	126.83	119.70
38	BE	123	A	C5-C6-N6	-5.95	118.94	123.70
38	BE	135	A	O3'-P-O5'	5.95	115.30	104.00
77	Br	200	TYR	CB-CG-CD2	-5.95	117.43	121.00

Continued on next page...

Continued from previous page...

Mol	Chain	Res	Type	Atoms	Z	Observed(°)	Ideal(°)
85	AA	737	G	P-O5'-C5'	5.95	130.41	120.90
85	AA	758	C	C6-N1-C1'	5.95	127.93	120.80
85	AA	1113	G	P-O3'-C3'	-5.95	112.56	119.70
85	AA	1375	U	C6-N1-C2	-5.95	117.43	121.00
34	BA	181	G	C1'-O4'-C4'	-5.94	105.14	109.90
34	BA	1251	A	C5-C6-N1	5.94	120.67	117.70
35	BB	1165	A	O4'-C1'-C2'	5.94	112.95	107.60
37	BD	48	G	C4'-C3'-O3'	5.94	124.89	113.00
82	Bw	82	ARG	N-CA-CB	-5.94	99.90	110.60
85	AA	594	C	C6-N1-C2	5.94	122.68	120.30
11	AC	222	ARG	NE-CZ-NH1	5.94	123.27	120.30
34	BA	31	A	N1-C6-N6	-5.94	115.03	118.60
34	BA	1564	A	C4-N9-C1'	-5.94	115.60	126.30
34	BA	1732	A	C4-N9-C1'	5.94	137.00	126.30
35	BB	43	G	O4'-C1'-N9	5.94	112.95	108.20
35	BB	70	A	O3'-P-O5'	5.94	115.29	104.00
35	BB	103	C	N3-C2-O2	-5.94	117.74	121.90
35	BB	647	U	C2-N3-C4	-5.94	123.43	127.00
38	BE	174	U	N1-C2-N3	5.94	118.47	114.90
41	BH	61	C	C3'-C2'-C1'	-5.94	96.75	101.50
79	Bt	28	TYR	CB-CG-CD1	-5.94	117.44	121.00
85	AA	342	C	C5'-C4'-O4'	5.94	116.23	109.10
85	AA	470	C	C1'-O4'-C4'	-5.94	105.15	109.90
85	AA	710	A	C5'-C4'-O4'	-5.94	101.97	109.10
85	AA	1842	C	C4'-C3'-C2'	5.94	108.54	102.60
85	AA	2166	G	C4'-C3'-C2'	-5.94	96.66	102.60
85	AA	2217	A	N9-C1'-C2'	-5.94	105.46	112.00
34	BA	207	A	C8-N9-C4	5.94	108.18	105.80
34	BA	224	G	O3'-P-O5'	-5.94	92.71	104.00
34	BA	721	A	P-O3'-C3'	-5.94	112.57	119.70
34	BA	1483	U	O4'-C1'-C2'	5.94	112.95	107.60
34	BA	1594	G	O4'-C1'-N9	5.94	112.95	108.20
35	BB	166	C	O4'-C1'-N1	5.94	112.95	108.20
35	BB	520	G	N1-C6-O6	5.94	123.46	119.90
35	BB	562	A	O4'-C1'-N9	5.94	112.95	108.20
35	BB	631	G	C5-N7-C8	-5.94	101.33	104.30
36	BC	36	G	C3'-C2'-C1'	-5.94	96.75	101.50
36	BC	132	U	O3'-P-O5'	5.94	115.29	104.00
41	BH	39	G	O5'-P-OP1	5.94	117.83	110.70
85	AA	198	U	C6-N1-C2	-5.94	117.44	121.00
85	AA	514	U	N3-C4-C5	5.94	118.17	114.60
85	AA	1172	A	C5-C6-N6	-5.94	118.95	123.70

Continued on next page...

Continued from previous page...

Mol	Chain	Res	Type	Atoms	Z	Observed(°)	Ideal(°)
85	AA	1773	U	O4'-C1'-N1	5.94	112.95	108.20
31	AX	44	ARG	NE-CZ-NH1	5.94	123.27	120.30
34	BA	1418	G	C4-N9-C1'	-5.94	118.78	126.50
34	BA	1499	A	C6-N1-C2	-5.94	115.04	118.60
34	BA	1507	C	C5'-C4'-C3'	5.94	125.50	116.00
35	BB	1011	C	C6-N1-C2	-5.94	117.92	120.30
35	BB	1026	G	C4-N9-C1'	-5.94	118.78	126.50
40	BG	65	C	C6-N1-C2	-5.94	117.92	120.30
40	BG	176	G	P-O3'-C3'	-5.94	112.57	119.70
41	BH	6	U	O4'-C1'-N1	5.94	112.95	108.20
85	AA	1640	G	N1-C6-O6	5.94	123.46	119.90
85	AA	1671	G	C5'-C4'-C3'	-5.94	106.50	116.00
34	BA	99	G	N1-C2-N3	5.94	127.46	123.90
34	BA	826	C	C6-N1-C2	-5.94	117.92	120.30
34	BA	1205	A	C4'-C3'-C2'	-5.94	96.66	102.60
34	BA	1587	C	C5'-C4'-C3'	-5.94	106.50	116.00
34	BA	1776	G	C5'-C4'-C3'	5.94	125.50	116.00
35	BB	698	C	C6-N1-C2	-5.94	117.92	120.30
35	BB	775	U	O4'-C1'-C2'	5.94	112.94	107.60
35	BB	1335	G	C4-N9-C1'	-5.94	118.78	126.50
35	BB	1389	C	C5'-C4'-C3'	-5.94	106.50	116.00
35	BB	1536	G	C3'-C2'-C1'	-5.94	96.75	101.50
85	AA	749	C	N3-C4-N4	-5.94	113.84	118.00
85	AA	1487	G	N7-C8-N9	-5.94	110.13	113.10
85	AA	1932	C	C5'-C4'-C3'	5.94	125.50	116.00
85	AA	2158	U	O4'-C1'-N1	5.94	112.95	108.20
1	A0	138	ARG	NE-CZ-NH2	-5.94	117.33	120.30
8	A7	34	THR	CA-CB-CG2	-5.94	104.09	112.40
34	BA	144	C	C5'-C4'-C3'	-5.94	106.50	116.00
35	BB	1202	G	N1-C6-O6	5.94	123.46	119.90
36	BC	95	A	P-O5'-C5'	5.94	130.40	120.90
36	BC	118	U	N3-C2-O2	-5.94	118.05	122.20
38	BE	23	G	O4'-C4'-C3'	-5.94	98.06	104.00
41	BH	41	A	C8-N9-C1'	5.94	138.38	127.70
85	AA	1029	G	O4'-C1'-N9	5.94	112.95	108.20
85	AA	1644	G	N1-C2-N2	-5.94	110.86	116.20
34	BA	734	G	C4'-C3'-C2'	-5.93	96.67	102.60
35	BB	380	G	N9-C4-C5	5.93	107.77	105.40
35	BB	880	G	P-O5'-C5'	5.93	130.39	120.90
35	BB	1371	G	C4-N9-C1'	-5.93	118.78	126.50
35	BB	1452	U	O5'-P-OP2	-5.93	100.36	105.70
35	BB	1505	U	P-O3'-C3'	-5.93	112.58	119.70

Continued on next page...

Continued from previous page...

Mol	Chain	Res	Type	Atoms	Z	Observed(°)	Ideal(°)
36	BC	39	G	P-O3'-C3'	-5.93	112.58	119.70
38	BE	136	G	O4'-C1'-C2'	5.93	112.94	107.60
85	AA	71	G	N1-C6-O6	-5.93	116.34	119.90
85	AA	708	G	C8-N9-C1'	5.93	134.72	127.00
85	AA	1478	G	C5'-C4'-C3'	-5.93	106.51	116.00
85	AA	2113	U	C4'-C3'-C2'	-5.93	96.67	102.60
30	AW	5	ASP	N-CA-CB	-5.93	99.92	110.60
34	BA	15	G	N9-C4-C5	-5.93	103.03	105.40
34	BA	499	C	C5'-C4'-C3'	5.93	125.49	116.00
34	BA	665	C	N1-C2-N3	5.93	123.35	119.20
34	BA	1646	U	C6-N1-C2	-5.93	117.44	121.00
35	BB	983	C	C6-N1-C1'	-5.93	113.68	120.80
35	BB	1202	G	N9-C4-C5	-5.93	103.03	105.40
40	BG	5	G	N3-C2-N2	5.93	124.05	119.90
40	BG	59	G	P-O3'-C3'	-5.93	112.58	119.70
40	BG	75	C	P-O3'-C3'	5.93	126.82	119.70
40	BG	116	G	C4-N9-C1'	-5.93	118.79	126.50
85	AA	585	G	C5-C6-N1	5.93	114.47	111.50
85	AA	784	C	C5-C6-N1	5.93	123.97	121.00
85	AA	1214	C	P-O5'-C5'	5.93	130.39	120.90
85	AA	1415	G	C4'-C3'-C2'	5.93	108.53	102.60
85	AA	1484	G	C5-C6-N1	5.93	114.47	111.50
85	AA	1921	G	N3-C4-C5	-5.93	125.63	128.60
86	AB	45	U	O4'-C1'-N1	5.93	112.95	108.20
34	BA	768	G	N9-C4-C5	-5.93	103.03	105.40
34	BA	1600	G	C4-N9-C1'	-5.93	118.79	126.50
35	BB	625	A	C1'-O4'-C4'	-5.93	105.16	109.90
35	BB	1022	C	N1-C1'-C2'	-5.93	105.48	112.00
35	BB	1145	G	C5-N7-C8	-5.93	101.33	104.30
35	BB	1369	A	C6-N1-C2	-5.93	115.04	118.60
36	BC	17	U	C6-N1-C1'	-5.93	112.90	121.20
53	BT	52	ARG	NE-CZ-NH2	-5.93	117.33	120.30
85	AA	1855	U	C5'-C4'-C3'	-5.93	106.51	116.00
3	A2	80	ARG	NE-CZ-NH1	5.93	123.27	120.30
34	BA	832	C	C5'-C4'-C3'	-5.93	106.51	116.00
34	BA	1232	C	C6-N1-C2	-5.93	117.93	120.30
35	BB	558	U	C5'-C4'-C3'	-5.93	106.51	116.00
35	BB	1316	U	O4'-C1'-N1	5.93	112.94	108.20
35	BB	1334	C	N1-C1'-C2'	-5.93	105.48	112.00
36	BC	74	U	C2-N3-C4	-5.93	123.44	127.00
38	BE	180	G	OP2-P-O3'	5.93	118.25	105.20
38	BE	185	G	O4'-C1'-N9	5.93	112.94	108.20

Continued on next page...

Continued from previous page...

Mol	Chain	Res	Type	Atoms	Z	Observed(°)	Ideal(°)
47	BN	54	ARG	NE-CZ-NH1	5.93	123.27	120.30
81	Bv	6	LYS	C-N-CA	5.93	136.52	121.70
85	AA	20	G	N3-C2-N2	-5.93	115.75	119.90
85	AA	32	U	C4-C5-C6	-5.93	116.14	119.70
85	AA	552	C	C5-C4-N4	-5.93	116.05	120.20
85	AA	920	A	C5'-C4'-C3'	5.93	125.49	116.00
34	BA	12	G	N3-C2-N2	-5.93	115.75	119.90
34	BA	133	A	C5'-C4'-C3'	5.93	125.49	116.00
34	BA	1525	G	O4'-C4'-C3'	-5.93	98.07	104.00
34	BA	1808	A	C5'-C4'-O4'	5.93	116.21	109.10
35	BB	438	G	C3'-C2'-C1'	-5.93	96.76	101.50
35	BB	778	A	O5'-C5'-C4'	-5.93	100.44	111.70
35	BB	1202	G	C8-N9-C1'	-5.93	119.29	127.00
35	BB	1444	U	O4'-C1'-N1	5.93	112.94	108.20
41	BH	9	C	N3-C2-O2	-5.93	117.75	121.90
41	BH	124	C	C3'-C2'-C1'	-5.93	96.76	101.50
85	AA	273	C	C2-N1-C1'	-5.93	112.28	118.80
85	AA	1313	C	O4'-C1'-N1	5.93	112.94	108.20
86	AB	62	C	C2-N1-C1'	-5.93	112.28	118.80
34	BA	47	U	N3-C2-O2	-5.93	118.05	122.20
34	BA	1495	A	O4'-C4'-C3'	-5.93	98.07	104.00
35	BB	590	G	N1-C2-N2	-5.93	110.87	116.20
35	BB	728	A	N9-C4-C5	5.93	108.17	105.80
35	BB	1099	U	O3'-P-O5'	-5.93	92.74	104.00
35	BB	1196	A	C2-N3-C4	-5.93	107.64	110.60
37	BD	11	A	N1-C6-N6	-5.93	115.05	118.60
38	BE	74	U	C5'-C4'-C3'	-5.93	106.52	116.00
65	Bf	459	ARG	NE-CZ-NH1	5.93	123.26	120.30
85	AA	493	A	C3'-C2'-C1'	-5.93	96.76	101.50
85	AA	735	G	C6-N1-C2	-5.93	121.54	125.10
85	AA	1246	G	C6-N1-C2	-5.93	121.54	125.10
85	AA	1987	G	N1-C6-O6	5.93	123.46	119.90
34	BA	101	G	N1-C2-N2	-5.92	110.87	116.20
34	BA	209	A	C4-N9-C1'	-5.92	115.63	126.30
34	BA	903	C	C6-N1-C2	-5.92	117.93	120.30
34	BA	1061	A	C1'-O4'-C4'	-5.92	105.16	109.90
34	BA	1454	G	N3-C2-N2	-5.92	115.75	119.90
34	BA	1739	G	O4'-C1'-N9	5.92	112.94	108.20
34	BA	1782	C	N1-C2-O2	5.92	122.45	118.90
35	BB	1026	G	N9-C4-C5	-5.92	103.03	105.40
35	BB	1078	U	P-O5'-C5'	-5.92	111.42	120.90
35	BB	1152	U	C5-C6-N1	-5.92	119.74	122.70

Continued on next page...

Continued from previous page...

Mol	Chain	Res	Type	Atoms	Z	Observed(°)	Ideal(°)
38	BE	24	G	C5-C6-O6	-5.92	125.05	128.60
38	BE	28	C	C1'-O4'-C4'	-5.92	105.16	109.90
40	BG	138	C	C6-N1-C2	-5.92	117.93	120.30
41	BH	111	U	P-O5'-C5'	5.92	130.38	120.90
85	AA	14	C	N3-C2-O2	-5.92	117.75	121.90
85	AA	561	C	C6-N1-C2	-5.92	117.93	120.30
85	AA	687	G	N3-C4-N9	5.92	129.55	126.00
85	AA	836	A	C1'-O4'-C4'	-5.92	105.16	109.90
85	AA	841	U	O4'-C1'-N1	5.92	112.94	108.20
85	AA	917	A	O4'-C1'-N9	5.92	112.94	108.20
85	AA	1185	G	N9-C1'-C2'	-5.92	105.48	112.00
85	AA	1211	C	N1-C2-N3	5.92	123.35	119.20
85	AA	1289	U	N3-C2-O2	-5.92	118.05	122.20
85	AA	1298	G	C8-N9-C1'	5.92	134.70	127.00
85	AA	1665	G	P-O3'-C3'	-5.92	112.59	119.70
85	AA	1729	C	C1'-O4'-C4'	-5.92	105.16	109.90
85	AA	1998	A	C5-C6-N6	-5.92	118.96	123.70
85	AA	2054	G	C8-N9-C1'	5.92	134.70	127.00
85	AA	2137	A	N1-C6-N6	5.92	122.16	118.60
86	AB	15	G	O3'-P-O5'	5.92	115.25	104.00
34	BA	49	A	N9-C1'-C2'	-5.92	105.48	112.00
35	BB	17	U	O5'-C5'-C4'	-5.92	100.45	111.70
35	BB	1432	U	N3-C2-O2	-5.92	118.05	122.20
80	Bu	194	ASP	N-CA-CB	-5.92	99.94	110.60
85	AA	714	U	O4'-C1'-N1	5.92	112.94	108.20
85	AA	1145	U	O4'-C1'-N1	5.92	112.94	108.20
85	AA	1751	G	C2'-C3'-O3'	5.92	123.18	113.70
6	A5	121	LEU	CB-CA-C	-5.92	98.95	110.20
11	AC	77	ARG	NE-CZ-NH1	5.92	123.26	120.30
34	BA	14	G	C4-C5-C6	-5.92	115.25	118.80
34	BA	210	G	C5'-C4'-O4'	-5.92	102.00	109.10
34	BA	322	U	C1'-O4'-C4'	-5.92	105.16	109.90
34	BA	671	C	N3-C2-O2	-5.92	117.75	121.90
34	BA	888	G	O4'-C1'-C2'	5.92	112.93	107.60
34	BA	938	C	C2-N3-C4	-5.92	116.94	119.90
35	BB	513	G	C8-N9-C1'	5.92	134.70	127.00
35	BB	529	A	C5'-C4'-C3'	5.92	125.47	116.00
35	BB	546	A	C2-N3-C4	5.92	113.56	110.60
35	BB	599	U	N1-C1'-C2'	-5.92	105.49	112.00
35	BB	626	C	C5'-C4'-C3'	-5.92	106.52	116.00
36	BC	12	A	C5-C6-N6	-5.92	118.96	123.70
36	BC	87	C	P-O3'-C3'	-5.92	112.59	119.70

Continued on next page...

Continued from previous page...

Mol	Chain	Res	Type	Atoms	Z	Observed(°)	Ideal(°)
38	BE	20	C	C6-N1-C2	5.92	122.67	120.30
38	BE	206	G	C4-N9-C1'	-5.92	118.80	126.50
40	BG	90	G	C5-C6-N1	5.92	114.46	111.50
65	Bf	405	SER	N-CA-C	5.92	126.99	111.00
77	Br	303	LYS	C-N-CA	5.92	136.50	121.70
85	AA	28	A	C8-N9-C4	5.92	108.17	105.80
85	AA	682	C	C5'-C4'-O4'	5.92	116.21	109.10
85	AA	748	C	C1'-O4'-C4'	-5.92	105.16	109.90
85	AA	982	G	N7-C8-N9	-5.92	110.14	113.10
85	AA	1466	U	C5-C6-N1	-5.92	119.74	122.70
34	BA	779	U	C6-N1-C2	-5.92	117.45	121.00
34	BA	1091	U	C2-N1-C1'	-5.92	110.59	117.70
35	BB	104	G	C1'-O4'-C4'	-5.92	105.16	109.90
35	BB	1315	C	N3-C4-C5	5.92	124.27	121.90
38	BE	168	C	N3-C2-O2	-5.92	117.76	121.90
85	AA	97	A	N7-C8-N9	-5.92	110.84	113.80
34	BA	647	U	OP1-P-O3'	5.92	118.22	105.20
34	BA	888	G	O4'-C1'-N9	5.92	112.94	108.20
34	BA	1057	C	P-O3'-C3'	5.92	126.80	119.70
34	BA	1398	C	O4'-C1'-N1	5.92	112.93	108.20
34	BA	1846	G	O4'-C1'-N9	5.92	112.94	108.20
35	BB	35	G	C5-C6-N1	5.92	114.46	111.50
35	BB	963	G	O4'-C1'-N9	5.92	112.94	108.20
38	BE	23	G	P-O3'-C3'	-5.92	112.60	119.70
38	BE	34	C	P-O3'-C3'	-5.92	112.60	119.70
40	BG	154	C	P-O3'-C3'	-5.92	112.60	119.70
62	Bc	97	ASP	CB-CA-C	5.92	122.24	110.40
85	AA	90	A	C5'-C4'-C3'	-5.92	106.53	116.00
85	AA	1023	U	C6-N1-C2	-5.92	117.45	121.00
85	AA	1728	G	C5-C6-O6	-5.92	125.05	128.60
34	BA	1488	C	C2'-C3'-O3'	5.92	123.17	113.70
35	BB	1523	U	C2-N1-C1'	-5.92	110.60	117.70
38	BE	37	C	C5-C6-N1	5.92	123.96	121.00
40	BG	106	G	C2-N3-C4	-5.92	108.94	111.90
65	Bf	113	ARG	NE-CZ-NH1	5.92	123.26	120.30
70	Bk	59	MET	CA-CB-CG	5.92	123.36	113.30
85	AA	1970	A	C8-N9-C1'	5.92	138.35	127.70
34	BA	115	U	O5'-C5'-C4'	-5.92	100.46	111.70
34	BA	306	G	C4-N9-C1'	-5.92	118.81	126.50
34	BA	1226	G	P-O5'-C5'	-5.92	111.44	120.90
34	BA	1680	G	C4'-C3'-C2'	5.92	108.52	102.60
35	BB	706	G	C3'-C2'-C1'	-5.92	96.77	101.50

Continued on next page...

Continued from previous page...

Mol	Chain	Res	Type	Atoms	Z	Observed(°)	Ideal(°)
35	BB	767	A	P-O5'-C5'	-5.92	111.44	120.90
37	BD	75	G	N1-C2-N2	5.92	121.52	116.20
37	BD	83	A	N9-C1'-C2'	5.92	121.69	114.00
59	BZ	7	ARG	NE-CZ-NH1	5.92	123.26	120.30
85	AA	283	A	P-O5'-C5'	5.92	130.36	120.90
85	AA	475	A	N1-C6-N6	-5.92	115.05	118.60
85	AA	1551	G	C4-N9-C1'	5.92	134.19	126.50
85	AA	1583	U	P-O3'-C3'	5.92	126.80	119.70
85	AA	2169	C	C2-N1-C1'	-5.92	112.29	118.80
34	BA	237	A	C4-N9-C1'	-5.91	115.66	126.30
34	BA	271	C	C2-N1-C1'	5.91	125.30	118.80
34	BA	840	U	C3'-C2'-C1'	-5.91	96.77	101.50
34	BA	1147	C	C2'-C3'-O3'	5.91	123.16	113.70
34	BA	1378	A	P-O5'-C5'	-5.91	111.44	120.90
35	BB	428	G	O4'-C4'-C3'	-5.91	98.09	104.00
35	BB	796	C	C5'-C4'-O4'	5.91	116.20	109.10
35	BB	897	C	C5'-C4'-O4'	5.91	116.20	109.10
35	BB	1018	U	O4'-C1'-N1	5.91	112.93	108.20
36	BC	37	U	C6-N1-C1'	-5.91	112.92	121.20
36	BC	141	C	C1'-O4'-C4'	-5.91	105.17	109.90
40	BG	47	G	O4'-C1'-N9	5.91	112.93	108.20
40	BG	139	U	C1'-O4'-C4'	-5.91	105.17	109.90
40	BG	180	C	P-O5'-C5'	-5.91	111.44	120.90
41	BH	60	A	P-O3'-C3'	5.91	126.80	119.70
77	Br	113	LYS	CB-CA-C	-5.91	98.57	110.40
83	Bx	61	ARG	NE-CZ-NH1	5.91	123.26	120.30
85	AA	426	C	N1-C2-O2	5.91	122.45	118.90
85	AA	1272	G	P-O3'-C3'	-5.91	112.60	119.70
85	AA	2208	G	C8-N9-C1'	5.91	134.69	127.00
17	AI	122	TYR	CB-CG-CD1	-5.91	117.45	121.00
34	BA	426	A	OP1-P-OP2	-5.91	110.73	119.60
34	BA	738	C	C6-N1-C2	-5.91	117.94	120.30
38	BE	169	C	P-O3'-C3'	5.91	126.80	119.70
40	BG	112	C	C6-N1-C1'	5.91	127.89	120.80
42	BI	39	ARG	NE-CZ-NH1	5.91	123.26	120.30
70	Bk	59	MET	CG-SD-CE	-5.91	90.74	100.20
4	A3	95	ARG	N-CA-C	-5.91	95.04	111.00
34	BA	180	G	O4'-C1'-N9	5.91	112.93	108.20
34	BA	619	U	O4'-C1'-N1	5.91	112.93	108.20
34	BA	871	G	P-O5'-C5'	-5.91	111.44	120.90
34	BA	1060	C	C1'-O4'-C4'	-5.91	105.17	109.90
34	BA	1262	A	O5'-C5'-C4'	-5.91	100.47	111.70

Continued on next page...

Continued from previous page...

Mol	Chain	Res	Type	Atoms	Z	Observed(°)	Ideal(°)
35	BB	139	G	C8-N9-C4	5.91	108.76	106.40
35	BB	273	G	O4'-C1'-N9	5.91	112.93	108.20
35	BB	1459	U	P-O3'-C3'	-5.91	112.61	119.70
38	BE	140	G	N1-C6-O6	-5.91	116.35	119.90
39	BF	71	G	P-O3'-C3'	-5.91	112.61	119.70
49	BP	167	ALA	N-CA-CB	5.91	118.38	110.10
85	AA	130	G	C5'-C4'-C3'	-5.91	106.54	116.00
85	AA	996	A	P-O5'-C5'	-5.91	111.44	120.90
85	AA	1277	C	N3-C4-N4	5.91	122.14	118.00
85	AA	1560	A	C2'-C3'-O3'	5.91	123.16	113.70
85	AA	1794	U	N3-C2-O2	-5.91	118.06	122.20
34	BA	296	G	C4-C5-C6	-5.91	115.25	118.80
34	BA	530	A	C4'-C3'-C2'	5.91	108.51	102.60
34	BA	628	U	N3-C2-O2	-5.91	118.06	122.20
34	BA	669	U	O4'-C4'-C3'	-5.91	98.09	104.00
34	BA	921	G	C5'-C4'-C3'	-5.91	106.55	116.00
34	BA	1112	U	C2-N1-C1'	-5.91	110.61	117.70
34	BA	1404	A	C4-N9-C1'	-5.91	115.66	126.30
34	BA	1839	G	C5'-C4'-C3'	-5.91	106.55	116.00
35	BB	742	G	C8-N9-C4	-5.91	104.04	106.40
35	BB	1187	G	N3-C4-C5	-5.91	125.65	128.60
85	AA	362	G	C8-N9-C4	5.91	108.76	106.40
85	AA	398	U	C5'-C4'-C3'	5.91	125.45	116.00
85	AA	744	C	O4'-C1'-N1	5.91	112.93	108.20
85	AA	982	G	N3-C4-C5	5.91	131.55	128.60
85	AA	1524	A	N1-C6-N6	5.91	122.14	118.60
85	AA	1658	G	C6-N1-C2	-5.91	121.55	125.10
85	AA	2017	U	C5'-C4'-C3'	-5.91	106.55	116.00
85	AA	2239	A	C4'-C3'-C2'	-5.91	96.69	102.60
34	BA	160	G	C4'-C3'-C2'	-5.91	96.69	102.60
34	BA	633	G	C1'-O4'-C4'	-5.91	105.17	109.90
34	BA	1383	U	P-O5'-C5'	-5.91	111.45	120.90
35	BB	1254	G	C1'-O4'-C4'	5.91	114.63	109.90
41	BH	101	A	C5-C6-N1	5.91	120.65	117.70
85	AA	250	C	C2-N1-C1'	-5.91	112.30	118.80
85	AA	2085	C	N1-C1'-C2'	-5.91	105.50	112.00
34	BA	904	G	O4'-C1'-C2'	5.91	112.92	107.60
34	BA	1244	G	P-O3'-C3'	-5.91	112.61	119.70
34	BA	1613	G	C4-C5-N7	5.91	113.16	110.80
34	BA	1667	G	P-O5'-C5'	-5.91	111.45	120.90
35	BB	638	G	O5'-C5'-C4'	-5.91	100.48	111.70
35	BB	1183	U	C2-N3-C4	-5.91	123.46	127.00

Continued on next page...

Continued from previous page...

Mol	Chain	Res	Type	Atoms	Z	Observed(°)	Ideal(°)
37	BD	116	C	C5'-C4'-C3'	-5.91	106.55	116.00
38	BE	58	U	O3'-P-O5'	-5.91	92.78	104.00
38	BE	114	G	O4'-C1'-N9	5.91	112.92	108.20
38	BE	177	U	C2-N3-C4	5.91	130.54	127.00
40	BG	86	U	O4'-C1'-N1	5.91	112.92	108.20
14	AF	59	ARG	NE-CZ-NH1	5.90	123.25	120.30
34	BA	184	C	C4'-C3'-C2'	-5.90	96.70	102.60
34	BA	608	G	P-O5'-C5'	-5.90	111.45	120.90
34	BA	1562	G	N1-C6-O6	-5.90	116.36	119.90
35	BB	1024	G	C5-C6-O6	-5.90	125.06	128.60
35	BB	1168	G	C3'-C2'-C1'	-5.90	96.78	101.50
40	BG	76	C	C6-N1-C1'	-5.90	113.72	120.80
40	BG	162	A	C2'-C3'-O3'	5.90	123.15	113.70
85	AA	1677	A	O4'-C1'-N9	5.90	112.92	108.20
34	BA	492	G	C4'-C3'-C2'	5.90	108.50	102.60
34	BA	1043	C	N3-C2-O2	-5.90	117.77	121.90
34	BA	1172	C	N1-C2-O2	5.90	122.44	118.90
34	BA	1309	U	C2-N1-C1'	5.90	124.78	117.70
34	BA	1462	U	P-O5'-C5'	-5.90	111.46	120.90
35	BB	681	G	C3'-C2'-C1'	-5.90	96.78	101.50
37	BD	17	G	C1'-O4'-C4'	-5.90	105.18	109.90
40	BG	10	U	N1-C1'-C2'	-5.90	105.51	112.00
40	BG	41	U	C5'-C4'-C3'	-5.90	106.56	116.00
41	BH	108	U	C5-C4-O4	-5.90	122.36	125.90
85	AA	216	U	C2-N1-C1'	5.90	124.78	117.70
85	AA	388	G	N1-C6-O6	5.90	123.44	119.90
85	AA	449	G	O4'-C1'-N9	5.90	112.92	108.20
85	AA	981	A	C4'-C3'-C2'	-5.90	96.70	102.60
85	AA	1432	C	C6-N1-C1'	-5.90	113.72	120.80
85	AA	1488	G	N9-C1'-C2'	-5.90	105.51	112.00
85	AA	1566	A	P-O3'-C3'	-5.90	112.62	119.70
34	BA	247	U	P-O5'-C5'	5.90	130.34	120.90
34	BA	688	G	C5-C6-N1	5.90	114.45	111.50
34	BA	1211	G	N3-C4-N9	-5.90	122.46	126.00
34	BA	1266	A	P-O5'-C5'	5.90	130.34	120.90
35	BB	368	C	P-O3'-C3'	-5.90	112.62	119.70
35	BB	1524	G	N9-C1'-C2'	-5.90	105.51	112.00
36	BC	169	G	N3-C2-N2	-5.90	115.77	119.90
39	BF	34	C	N1-C1'-C2'	-5.90	105.51	112.00
40	BG	24	A	N3-C4-N9	-5.90	122.68	127.40
75	Bp	28	ASN	N-CA-C	-5.90	95.07	111.00
85	AA	122	A	O4'-C4'-C3'	-5.90	98.10	104.00

Continued on next page...

Continued from previous page...

Mol	Chain	Res	Type	Atoms	Z	Observed(°)	Ideal(°)
85	AA	306	C	N3-C4-N4	5.90	122.13	118.00
85	AA	338	G	O4'-C1'-N9	5.90	112.92	108.20
85	AA	2037	A	C5'-C4'-C3'	-5.90	106.56	116.00
85	AA	2116	U	C2-N3-C4	-5.90	123.46	127.00
85	AA	2241	C	N3-C2-O2	-5.90	117.77	121.90
86	AB	52	G	C3'-C2'-C1'	-5.90	96.78	101.50
34	BA	202	A	C8-N9-C4	5.90	108.16	105.80
34	BA	586	G	C4'-C3'-C2'	-5.90	96.70	102.60
34	BA	668	G	C6-N1-C2	-5.90	121.56	125.10
34	BA	1070	G	O5'-P-OP2	-5.90	100.39	105.70
34	BA	1094	U	N3-C2-O2	-5.90	118.07	122.20
34	BA	1451	A	C6-N1-C2	-5.90	115.06	118.60
34	BA	1554	C	P-O5'-C5'	-5.90	111.46	120.90
34	BA	1778	U	C6-N1-C2	-5.90	117.46	121.00
34	BA	1818	A	N1-C6-N6	-5.90	115.06	118.60
35	BB	553	U	C2-N3-C4	-5.90	123.46	127.00
35	BB	1540	U	C5'-C4'-C3'	5.90	125.44	116.00
37	BD	100	A	C5-N7-C8	-5.90	100.95	103.90
41	BH	127	A	OP1-P-O3'	5.90	118.18	105.20
85	AA	1355	U	C6-N1-C1'	5.90	129.46	121.20
85	AA	1586	C	C1'-O4'-C4'	-5.90	105.18	109.90
8	A7	34	THR	N-CA-CB	5.90	121.51	110.30
17	AI	133	VAL	CA-CB-CG1	5.90	119.75	110.90
34	BA	590	U	C6-N1-C1'	5.90	129.46	121.20
34	BA	701	G	C3'-C2'-C1'	-5.90	96.78	101.50
34	BA	760	G	O3'-P-O5'	-5.90	92.80	104.00
34	BA	1673	G	N1-C2-N2	-5.90	110.89	116.20
35	BB	153	G	C5-C6-O6	-5.90	125.06	128.60
35	BB	610	U	N3-C2-O2	-5.90	118.07	122.20
35	BB	1222	A	C2-N3-C4	-5.90	107.65	110.60
35	BB	1246	C	C5'-C4'-C3'	-5.90	106.56	116.00
35	BB	1290	C	O4'-C1'-N1	5.90	112.92	108.20
35	BB	1546	C	C1'-O4'-C4'	-5.90	105.18	109.90
36	BC	140	U	C4'-C3'-C2'	5.90	108.50	102.60
85	AA	734	C	C6-N1-C2	-5.90	117.94	120.30
85	AA	767	A	O4'-C4'-C3'	-5.90	98.10	104.00
85	AA	1657	C	C2-N1-C1'	-5.90	112.31	118.80
85	AA	2100	A	C5-C6-N1	5.90	120.65	117.70
11	AC	211	TYR	N-CA-CB	-5.90	99.99	110.60
34	BA	1486	U	N3-C4-C5	5.90	118.14	114.60
35	BB	545	C	C6-N1-C1'	-5.90	113.72	120.80
38	BE	95	G	C8-N9-C1'	5.90	134.66	127.00

Continued on next page...

Continued from previous page...

Mol	Chain	Res	Type	Atoms	Z	Observed(°)	Ideal(°)
85	AA	569	A	C8-N9-C4	-5.90	103.44	105.80
85	AA	1028	C	O4'-C1'-N1	5.90	112.92	108.20
85	AA	2110	U	N1-C1'-C2'	-5.90	105.51	112.00
34	BA	162	G	C8-N9-C4	5.89	108.76	106.40
34	BA	838	U	O5'-C5'-C4'	-5.89	100.50	111.70
34	BA	1134	A	P-O3'-C3'	-5.89	112.63	119.70
34	BA	1153	C	O4'-C1'-N1	5.89	112.92	108.20
34	BA	1166	A	C8-N9-C1'	5.89	138.31	127.70
38	BE	73	A	C5-C6-N6	-5.89	118.98	123.70
38	BE	182	U	C5'-C4'-O4'	5.89	116.17	109.10
39	BF	9	C	C2-N3-C4	-5.89	116.95	119.90
52	BS	69	ARG	NE-CZ-NH2	-5.89	117.35	120.30
61	Bb	61	TYR	CB-CG-CD2	-5.89	117.46	121.00
67	Bh	38	TRP	CA-CB-CG	5.89	124.90	113.70
85	AA	95	U	C1'-O4'-C4'	-5.89	105.18	109.90
85	AA	113	U	O4'-C1'-N1	5.89	112.92	108.20
85	AA	120	C	N1-C1'-C2'	-5.89	105.52	112.00
85	AA	148	G	N3-C2-N2	5.89	124.03	119.90
85	AA	442	G	C2-N3-C4	5.89	114.85	111.90
85	AA	517	A	C5-N7-C8	-5.89	100.95	103.90
85	AA	749	C	P-O5'-C5'	5.89	130.33	120.90
85	AA	1354	A	C4'-C3'-C2'	-5.89	96.71	102.60
85	AA	1822	G	N3-C2-N2	5.89	124.03	119.90
85	AA	2148	C	O4'-C1'-N1	5.89	112.92	108.20
25	AR	7	TYR	N-CA-C	-5.89	95.09	111.00
34	BA	77	C	N3-C2-O2	-5.89	117.78	121.90
34	BA	851	C	C6-N1-C2	-5.89	117.94	120.30
34	BA	1411	C	N3-C2-O2	-5.89	117.78	121.90
34	BA	1667	G	C4-N9-C1'	-5.89	118.84	126.50
35	BB	458	U	N3-C2-O2	-5.89	118.08	122.20
35	BB	522	A	O4'-C1'-N9	-5.89	103.49	108.20
35	BB	589	U	P-O3'-C3'	-5.89	112.63	119.70
35	BB	799	A	C5-C6-N1	5.89	120.65	117.70
35	BB	1021	C	P-O3'-C3'	-5.89	112.63	119.70
35	BB	1467	A	N9-C1'-C2'	-5.89	105.52	112.00
40	BG	164	U	C5'-C4'-O4'	5.89	116.17	109.10
85	AA	15	U	C6-N1-C2	-5.89	117.46	121.00
85	AA	23	G	C1'-O4'-C4'	-5.89	105.19	109.90
85	AA	542	G	O4'-C1'-N9	5.89	112.91	108.20
85	AA	869	A	N1-C6-N6	5.89	122.14	118.60
34	BA	36	A	C8-N9-C1'	5.89	138.30	127.70
34	BA	203	U	P-O3'-C3'	-5.89	112.63	119.70

Continued on next page...

Continued from previous page...

Mol	Chain	Res	Type	Atoms	Z	Observed(°)	Ideal(°)
34	BA	211	C	N1-C2-N3	5.89	123.32	119.20
34	BA	480	G	N3-C4-C5	5.89	131.54	128.60
34	BA	863	G	OP1-P-OP2	-5.89	110.76	119.60
34	BA	1246	G	P-O5'-C5'	-5.89	111.47	120.90
34	BA	1729	G	C4'-C3'-C2'	-5.89	96.71	102.60
35	BB	778	A	N1-C2-N3	-5.89	126.36	129.30
38	BE	107	U	N3-C2-O2	5.89	126.32	122.20
41	BH	31	A	O4'-C1'-C2'	5.89	112.90	107.60
85	AA	1797	U	N3-C4-C5	5.89	118.14	114.60
86	AB	53	G	C1'-O4'-C4'	-5.89	105.19	109.90
34	BA	23	A	C6-N1-C2	-5.89	115.07	118.60
34	BA	165	C	C4-C5-C6	5.89	120.34	117.40
34	BA	277	A	C1'-O4'-C4'	-5.89	105.19	109.90
34	BA	290	G	O5'-C5'-C4'	-5.89	100.51	111.70
34	BA	1314	A	N1-C6-N6	5.89	122.13	118.60
35	BB	1290	C	O3'-P-O5'	5.89	115.19	104.00
35	BB	1515	C	N1-C2-N3	5.89	123.32	119.20
36	BC	81	U	O5'-C5'-C4'	-5.89	100.51	111.70
37	BD	18	G	C3'-C2'-C1'	-5.89	96.79	101.50
37	BD	113	G	C5-C6-O6	-5.89	125.07	128.60
38	BE	79	G	P-O3'-C3'	-5.89	112.63	119.70
38	BE	143	A	N1-C6-N6	-5.89	115.07	118.60
41	BH	54	U	P-O3'-C3'	-5.89	112.63	119.70
42	BI	20	TYR	CB-CG-CD1	-5.89	117.47	121.00
85	AA	65	A	C5'-C4'-O4'	-5.89	102.03	109.10
85	AA	283	A	C5-N7-C8	-5.89	100.95	103.90
85	AA	921	C	N1-C2-O2	5.89	122.43	118.90
85	AA	1447	U	N3-C2-O2	-5.89	118.08	122.20
85	AA	1533	C	O4'-C1'-N1	5.89	112.91	108.20
85	AA	1606	G	O4'-C1'-N9	5.89	112.91	108.20
86	AB	69	G	C4-N9-C1'	-5.89	118.84	126.50
2	A1	64	GLN	C-N-CA	5.89	134.66	122.30
35	BB	854	G	O4'-C1'-N9	5.89	112.91	108.20
35	BB	1433	U	O5'-C5'-C4'	-5.89	100.51	111.70
35	BB	1456	G	O4'-C1'-N9	5.89	112.91	108.20
36	BC	7	U	C5'-C4'-C3'	-5.89	106.58	116.00
36	BC	56	G	N3-C2-N2	5.89	124.02	119.90
36	BC	155	C	C5'-C4'-O4'	5.89	116.17	109.10
41	BH	6	U	C6-N1-C1'	5.89	129.44	121.20
48	BO	36	ARG	CG-CD-NE	-5.89	99.43	111.80
85	AA	389	A	C5-C6-N1	5.89	120.64	117.70
85	AA	913	U	C5-C4-O4	-5.89	122.37	125.90

Continued on next page...

Continued from previous page...

Mol	Chain	Res	Type	Atoms	Z	Observed(°)	Ideal(°)
85	AA	959	C	C6-N1-C2	-5.89	117.94	120.30
32	AY	40	TYR	CB-CG-CD2	-5.89	117.47	121.00
34	BA	405	C	N3-C2-O2	-5.89	117.78	121.90
34	BA	583	G	N1-C6-O6	-5.89	116.37	119.90
34	BA	586	G	O4'-C1'-N9	5.89	112.91	108.20
34	BA	1812	C	P-O3'-C3'	-5.89	112.64	119.70
35	BB	89	C	P-O5'-C5'	-5.89	111.48	120.90
35	BB	419	G	O4'-C1'-C2'	5.89	112.90	107.60
35	BB	573	C	C6-N1-C1'	-5.89	113.74	120.80
35	BB	1492	C	C2'-C3'-O3'	5.89	123.12	113.70
40	BG	136	G	N9-C1'-C2'	-5.89	105.53	112.00
52	BS	120	TYR	CB-CG-CD1	5.89	124.53	121.00
82	Bw	245	ARG	NE-CZ-NH1	5.89	123.24	120.30
85	AA	201	U	O4'-C1'-N1	5.89	112.91	108.20
85	AA	250	C	C5-C6-N1	5.89	123.94	121.00
85	AA	464	A	C8-N9-C4	-5.89	103.44	105.80
85	AA	743	C	C3'-C2'-C1'	-5.89	96.79	101.50
85	AA	884	A	C4-C5-C6	-5.89	114.06	117.00
85	AA	1241	A	N1-C6-N6	5.89	122.13	118.60
34	BA	298	G	OP1-P-O3'	5.88	118.14	105.20
34	BA	1088	G	C4-N9-C1'	-5.88	118.85	126.50
35	BB	498	G	C3'-C2'-C1'	-5.88	96.79	101.50
36	BC	4	G	C5'-C4'-C3'	5.88	125.41	116.00
38	BE	31	A	O3'-P-O5'	-5.88	92.82	104.00
38	BE	196	C	C6-N1-C2	-5.88	117.95	120.30
85	AA	92	G	O3'-P-O5'	-5.88	92.82	104.00
85	AA	440	U	O4'-C1'-N1	5.88	112.91	108.20
85	AA	1114	A	P-O5'-C5'	-5.88	111.48	120.90
85	AA	1483	A	C8-N9-C4	5.88	108.15	105.80
20	AL	5	ARG	CD-NE-CZ	5.88	131.84	123.60
34	BA	1314	A	N9-C1'-C2'	-5.88	105.53	112.00
34	BA	1538	G	N3-C4-C5	-5.88	125.66	128.60
35	BB	996	G	N1-C2-N3	-5.88	120.37	123.90
35	BB	999	G	C3'-C2'-C1'	-5.88	96.79	101.50
36	BC	29	C	N1-C2-O2	-5.88	115.37	118.90
36	BC	152	C	C2'-C3'-O3'	5.88	123.11	113.70
38	BE	15	A	C4'-C3'-C2'	-5.88	96.72	102.60
48	BO	219	PHE	CB-CG-CD2	-5.88	116.68	120.80
55	BV	50	TYR	CB-CG-CD2	-5.88	117.47	121.00
77	Br	217	ARG	NE-CZ-NH2	-5.88	117.36	120.30
85	AA	83	U	C2-N1-C1'	-5.88	110.64	117.70
85	AA	1931	C	C5'-C4'-O4'	-5.88	102.04	109.10

Continued on next page...

Continued from previous page...

Mol	Chain	Res	Type	Atoms	Z	Observed(°)	Ideal(°)
85	AA	2034	G	C5-C6-O6	-5.88	125.07	128.60
34	BA	947	A	C5'-C4'-C3'	-5.88	106.59	116.00
35	BB	487	A	C5-C6-N6	-5.88	119.00	123.70
35	BB	1495	U	C5'-C4'-C3'	-5.88	106.59	116.00
36	BC	21	U	P-O3'-C3'	-5.88	112.64	119.70
36	BC	95	A	O4'-C4'-C3'	-5.88	98.12	104.00
36	BC	118	U	O4'-C1'-N1	5.88	112.91	108.20
37	BD	27	A	C3'-C2'-C1'	-5.88	96.80	101.50
40	BG	49	A	C3'-C2'-C1'	-5.88	96.80	101.50
85	AA	854	A	OP1-P-OP2	-5.88	110.78	119.60
85	AA	881	C	C3'-C2'-C1'	-5.88	96.80	101.50
85	AA	1092	G	N7-C8-N9	5.88	116.04	113.10
85	AA	1174	G	C8-N9-C1'	5.88	134.65	127.00
85	AA	1368	G	C5'-C4'-O4'	5.88	116.16	109.10
85	AA	1591	U	O4'-C1'-N1	5.88	112.91	108.20
85	AA	2077	G	O3'-P-O5'	5.88	115.18	104.00
85	AA	2107	C	P-O3'-C3'	5.88	126.76	119.70
85	AA	2151	U	C2-N1-C1'	-5.88	110.64	117.70
34	BA	12	G	O5'-P-OP2	-5.88	100.41	105.70
34	BA	1104	C	C2-N3-C4	-5.88	116.96	119.90
34	BA	1450	G	OP1-P-OP2	-5.88	110.78	119.60
35	BB	74	U	C2-N3-C4	-5.88	123.47	127.00
37	BD	105	G	N9-C1'-C2'	-5.88	105.53	112.00
85	AA	1242	A	C1'-O4'-C4'	-5.88	105.20	109.90
15	AG	26	LEU	CB-CA-C	-5.88	99.03	110.20
34	BA	184	C	N3-C2-O2	-5.88	117.78	121.90
34	BA	250	G	C8-N9-C4	-5.88	104.05	106.40
34	BA	300	C	N1-C1'-C2'	-5.88	105.53	112.00
34	BA	311	C	O4'-C1'-N1	5.88	112.90	108.20
34	BA	404	C	C4'-C3'-C2'	5.88	108.48	102.60
34	BA	466	G	O5'-C5'-C4'	5.88	122.87	111.70
34	BA	752	A	P-O3'-C3'	5.88	126.75	119.70
34	BA	807	U	O4'-C1'-N1	5.88	112.90	108.20
34	BA	903	C	O4'-C1'-C2'	5.88	112.89	107.60
34	BA	970	U	O4'-C1'-N1	5.88	112.90	108.20
34	BA	1644	A	C5'-C4'-O4'	5.88	116.15	109.10
35	BB	661	G	N9-C4-C5	5.88	107.75	105.40
35	BB	768	A	C3'-C2'-C1'	-5.88	96.80	101.50
35	BB	792	G	C5-N7-C8	-5.88	101.36	104.30
37	BD	28	C	O4'-C1'-N1	5.88	112.90	108.20
40	BG	144	G	P-O3'-C3'	-5.88	112.65	119.70
85	AA	1129	A	P-O5'-C5'	-5.88	111.50	120.90

Continued on next page...

Continued from previous page...

Mol	Chain	Res	Type	Atoms	Z	Observed(°)	Ideal(°)
85	AA	1538	C	C5'-C4'-C3'	-5.88	106.59	116.00
85	AA	1733	G	C5'-C4'-C3'	5.88	125.41	116.00
34	BA	19	G	C5-C6-O6	5.88	132.13	128.60
34	BA	731	A	C3'-C2'-C1'	-5.88	96.80	101.50
34	BA	748	C	N3-C2-O2	-5.88	117.79	121.90
34	BA	843	G	N1-C2-N2	-5.88	110.91	116.20
34	BA	1108	U	C2-N1-C1'	-5.88	110.65	117.70
35	BB	156	G	N1-C6-O6	5.88	123.43	119.90
35	BB	1534	U	C2'-C3'-O3'	5.88	123.10	113.70
41	BH	32	U	C4'-C3'-C2'	-5.88	96.72	102.60
85	AA	1000	U	O4'-C1'-N1	-5.88	103.50	108.20
85	AA	1366	A	C5'-C4'-C3'	-5.88	106.60	116.00
85	AA	1905	A	C5-C6-N1	5.88	120.64	117.70
34	BA	170	U	P-O3'-C3'	-5.88	112.65	119.70
34	BA	713	C	O4'-C1'-N1	5.88	112.90	108.20
34	BA	1470	G	O4'-C1'-N9	5.88	112.90	108.20
34	BA	1503	U	C2-N3-C4	-5.88	123.47	127.00
35	BB	1044	U	O4'-C1'-N1	5.88	112.90	108.20
38	BE	51	C	C5-C4-N4	-5.88	116.09	120.20
38	BE	141	A	O5'-C5'-C4'	-5.88	100.54	111.70
41	BH	63	G	N3-C4-C5	-5.88	125.66	128.60
65	Bf	146	THR	CA-CB-CG2	-5.88	104.17	112.40
69	Bj	94	ARG	NE-CZ-NH1	5.88	123.24	120.30
77	Br	105	LYS	N-CA-C	5.88	126.86	111.00
77	Br	231	ASN	CA-CB-CG	-5.88	100.48	113.40
85	AA	669	G	O4'-C1'-N9	5.88	112.90	108.20
85	AA	997	U	C5'-C4'-C3'	-5.88	106.60	116.00
85	AA	2056	C	P-O3'-C3'	-5.88	112.65	119.70
85	AA	2112	G	P-O5'-C5'	5.88	130.30	120.90
34	BA	15	G	C4-C5-N7	5.87	113.15	110.80
34	BA	204	U	C1'-O4'-C4'	-5.87	105.20	109.90
34	BA	255	G	P-O5'-C5'	5.87	130.30	120.90
34	BA	921	G	C1'-O4'-C4'	-5.87	105.20	109.90
34	BA	1087	A	P-O3'-C3'	-5.87	112.65	119.70
34	BA	1289	C	P-O5'-C5'	-5.87	111.50	120.90
35	BB	421	U	C5'-C4'-C3'	5.87	125.40	116.00
35	BB	429	C	C4'-C3'-C2'	-5.87	96.73	102.60
35	BB	796	C	C1'-O4'-C4'	-5.87	105.20	109.90
35	BB	1196	A	O4'-C1'-C2'	5.87	112.89	107.60
35	BB	1283	C	C2-N3-C4	-5.87	116.96	119.90
36	BC	92	C	O4'-C1'-N1	5.87	112.90	108.20
36	BC	141	C	O3'-P-O5'	-5.87	92.84	104.00

Continued on next page...

Continued from previous page...

Mol	Chain	Res	Type	Atoms	Z	Observed(°)	Ideal(°)
37	BD	10	C	N3-C4-N4	5.87	122.11	118.00
39	BF	64	U	O4'-C1'-N1	5.87	112.90	108.20
40	BG	25	G	C1'-O4'-C4'	-5.87	105.20	109.90
41	BH	29	G	C5-C6-N1	5.87	114.44	111.50
41	BH	39	G	O4'-C1'-N9	5.87	112.90	108.20
50	BQ	202	ARG	NE-CZ-NH1	5.87	123.24	120.30
63	Bd	21	ILE	N-CA-CB	5.87	124.31	110.80
85	AA	319	U	C5'-C4'-C3'	5.87	125.40	116.00
85	AA	1016	G	C4-N9-C1'	-5.87	118.86	126.50
85	AA	1247	A	C4-C5-C6	-5.87	114.06	117.00
85	AA	2172	A	N7-C8-N9	5.87	116.74	113.80
34	BA	1119	A	C1'-O4'-C4'	-5.87	105.20	109.90
34	BA	1503	U	C3'-C2'-C1'	-5.87	96.80	101.50
34	BA	1620	U	C2-N3-C4	-5.87	123.48	127.00
35	BB	380	G	N3-C2-N2	-5.87	115.79	119.90
35	BB	572	G	O4'-C1'-N9	5.87	112.90	108.20
35	BB	1066	G	C1'-O4'-C4'	-5.87	105.20	109.90
36	BC	136	G	C4-N9-C1'	-5.87	118.87	126.50
37	BD	2	G	C5'-C4'-C3'	5.87	125.39	116.00
37	BD	116	C	C3'-C2'-C1'	-5.87	96.80	101.50
44	BK	83	GLU	CB-CA-C	-5.87	98.66	110.40
50	BQ	174	LYS	C-N-CA	5.87	136.38	121.70
85	AA	138	C	C5'-C4'-C3'	5.87	125.39	116.00
85	AA	156	G	C8-N9-C1'	5.87	134.63	127.00
85	AA	168	A	N7-C8-N9	5.87	116.74	113.80
85	AA	185	A	C5-C6-N6	-5.87	119.00	123.70
85	AA	317	A	C5'-C4'-C3'	5.87	125.39	116.00
85	AA	400	G	P-O5'-C5'	-5.87	111.50	120.90
85	AA	530	A	C8-N9-C4	-5.87	103.45	105.80
85	AA	584	G	C6-C5-N7	-5.87	126.88	130.40
85	AA	758	C	C2-N1-C1'	-5.87	112.34	118.80
85	AA	1357	U	O4'-C1'-N1	5.87	112.90	108.20
85	AA	1672	G	C8-N9-C4	5.87	108.75	106.40
34	BA	1066	A	O4'-C1'-N9	5.87	112.90	108.20
35	BB	634	A	C3'-C2'-C1'	-5.87	96.80	101.50
36	BC	84	U	C6-N1-C1'	-5.87	112.98	121.20
48	BO	144	ARG	NE-CZ-NH1	5.87	123.23	120.30
85	AA	496	C	C3'-C2'-C1'	-5.87	96.80	101.50
85	AA	631	G	P-O3'-C3'	5.87	126.74	119.70
85	AA	1122	U	C1'-O4'-C4'	-5.87	105.20	109.90
34	BA	704	G	C8-N9-C1'	5.87	134.63	127.00
34	BA	915	A	C5'-C4'-C3'	5.87	125.39	116.00

Continued on next page...

Continued from previous page...

Mol	Chain	Res	Type	Atoms	Z	Observed(°)	Ideal(°)
34	BA	953	G	C5-C6-N1	5.87	114.44	111.50
34	BA	1043	C	O5'-C5'-C4'	5.87	122.85	111.70
34	BA	1097	G	C1'-O4'-C4'	5.87	114.59	109.90
34	BA	1448	G	C1'-O4'-C4'	-5.87	105.21	109.90
35	BB	597	C	N3-C2-O2	-5.87	117.79	121.90
35	BB	1251	G	O4'-C1'-N9	5.87	112.89	108.20
37	BD	76	U	C5-C4-O4	-5.87	122.38	125.90
39	BF	14	C	N3-C4-N4	5.87	122.11	118.00
40	BG	123	C	C1'-O4'-C4'	-5.87	105.21	109.90
85	AA	386	G	N3-C4-N9	5.87	129.52	126.00
85	AA	454	G	C2'-C3'-O3'	5.87	123.09	113.70
85	AA	493	A	P-O3'-C3'	-5.87	112.66	119.70
85	AA	902	A	P-O3'-C3'	-5.87	112.66	119.70
85	AA	938	A	C5-C6-N6	-5.87	119.01	123.70
85	AA	1145	U	O4'-C4'-C3'	-5.87	98.13	104.00
85	AA	1256	C	C5-C4-N4	-5.87	116.09	120.20
85	AA	1678	U	C1'-O4'-C4'	-5.87	105.20	109.90
85	AA	1951	U	O4'-C1'-N1	5.87	112.89	108.20
85	AA	2213	A	C5'-C4'-O4'	-5.87	102.06	109.10
34	BA	519	G	C5-C6-O6	-5.87	125.08	128.60
34	BA	687	G	C2'-C3'-O3'	5.87	123.09	113.70
34	BA	1006	G	N1-C6-O6	-5.87	116.38	119.90
35	BB	501	G	N1-C2-N2	-5.87	110.92	116.20
35	BB	584	A	C6-N1-C2	-5.87	115.08	118.60
35	BB	1351	G	O4'-C1'-C2'	5.87	112.88	107.60
35	BB	1356	G	N3-C2-N2	5.87	124.01	119.90
38	BE	16	C	OP1-P-OP2	-5.87	110.80	119.60
39	BF	34	C	C2-N3-C4	-5.87	116.97	119.90
39	BF	56	C	C2'-C3'-O3'	5.87	123.09	113.70
62	Bc	40	LYS	C-N-CA	5.87	136.37	121.70
85	AA	501	A	C4-N9-C1'	-5.87	115.74	126.30
85	AA	1001	G	P-O3'-C3'	-5.87	112.66	119.70
85	AA	1113	G	C4-N9-C1'	5.87	134.13	126.50
34	BA	278	U	P-O3'-C3'	-5.87	112.66	119.70
34	BA	705	C	C6-N1-C2	-5.87	117.95	120.30
34	BA	827	A	C4'-C3'-C2'	-5.87	96.73	102.60
34	BA	1841	A	O3'-P-O5'	5.87	115.14	104.00
35	BB	162	U	O4'-C1'-N1	5.87	112.89	108.20
35	BB	837	A	N1-C6-N6	-5.87	115.08	118.60
41	BH	82	U	O4'-C1'-N1	5.87	112.89	108.20
85	AA	21	U	P-O3'-C3'	-5.87	112.66	119.70
85	AA	991	G	P-O3'-C3'	-5.87	112.66	119.70

Continued on next page...

Continued from previous page...

Mol	Chain	Res	Type	Atoms	Z	Observed(°)	Ideal(°)
85	AA	1001	G	O4'-C1'-N9	5.87	112.89	108.20
85	AA	1267	A	N9-C1'-C2'	-5.87	105.55	112.00
85	AA	1357	U	C5'-C4'-C3'	-5.87	106.61	116.00
85	AA	1555	G	C5'-C4'-C3'	-5.87	106.61	116.00
85	AA	1851	A	O4'-C1'-C2'	5.87	112.88	107.60
21	AM	33	MET	C-N-CA	5.86	136.36	121.70
21	AM	40	ARG	NE-CZ-NH2	-5.86	117.37	120.30
34	BA	146	G	N1-C6-O6	-5.86	116.38	119.90
34	BA	179	U	C6-N1-C2	-5.86	117.48	121.00
34	BA	749	G	C4-N9-C1'	-5.86	118.88	126.50
34	BA	1220	C	C2-N3-C4	-5.86	116.97	119.90
34	BA	1294	C	C6-N1-C2	-5.86	117.95	120.30
35	BB	582	G	O4'-C1'-N9	5.86	112.89	108.20
35	BB	796	C	C3'-C2'-C1'	-5.86	96.81	101.50
36	BC	9	G	P-O3'-C3'	5.86	126.74	119.70
38	BE	21	C	C2-N3-C4	-5.86	116.97	119.90
41	BH	33	G	N9-C4-C5	-5.86	103.06	105.40
41	BH	84	A	O4'-C1'-N9	5.86	112.89	108.20
80	Bu	278	TYR	CB-CG-CD2	-5.86	117.48	121.00
85	AA	95	U	C6-N1-C2	-5.86	117.48	121.00
85	AA	794	A	C3'-C2'-C1'	-5.86	96.81	101.50
85	AA	812	C	P-O3'-C3'	-5.86	112.67	119.70
34	BA	405	C	C2-N3-C4	-5.86	116.97	119.90
34	BA	856	G	N3-C2-N2	5.86	124.00	119.90
34	BA	1301	G	C5-C6-N1	5.86	114.43	111.50
34	BA	1397	C	C4'-C3'-C2'	-5.86	96.74	102.60
35	BB	84	G	P-O5'-C5'	-5.86	111.52	120.90
36	BC	98	C	O3'-P-O5'	-5.86	92.86	104.00
38	BE	77	C	C5'-C4'-C3'	5.86	125.38	116.00
65	Bf	463	ARG	NE-CZ-NH1	5.86	123.23	120.30
85	AA	1961	U	C1'-O4'-C4'	-5.86	105.21	109.90
15	AG	45	LEU	CB-CA-C	-5.86	99.06	110.20
34	BA	12	G	N9-C4-C5	-5.86	103.06	105.40
34	BA	187	G	P-O5'-C5'	-5.86	111.52	120.90
34	BA	321	G	C4-N9-C1'	-5.86	118.88	126.50
34	BA	756	A	O5'-P-OP2	-5.86	100.43	105.70
34	BA	1427	U	C5'-C4'-O4'	5.86	116.13	109.10
35	BB	258	C	O4'-C1'-N1	5.86	112.89	108.20
35	BB	1118	G	C5-C6-N1	5.86	114.43	111.50
35	BB	1498	G	O4'-C1'-N9	5.86	112.89	108.20
36	BC	54	G	C5'-C4'-C3'	5.86	125.38	116.00
38	BE	107	U	P-O3'-C3'	-5.86	112.67	119.70

Continued on next page...

Continued from previous page...

Mol	Chain	Res	Type	Atoms	Z	Observed(°)	Ideal(°)
40	BG	44	G	O3'-P-O5'	5.86	115.13	104.00
85	AA	957	A	C1'-O4'-C4'	-5.86	105.21	109.90
85	AA	991	G	C4-C5-C6	-5.86	115.28	118.80
85	AA	2125	A	C8-N9-C4	5.86	108.14	105.80
34	BA	629	G	C4-C5-N7	-5.86	108.46	110.80
34	BA	1532	G	C5-C6-N1	5.86	114.43	111.50
34	BA	1680	G	C4-N9-C1'	5.86	134.12	126.50
35	BB	316	U	O4'-C1'-N1	5.86	112.89	108.20
35	BB	795	A	C5'-C4'-C3'	5.86	125.37	116.00
40	BG	115	C	P-O3'-C3'	-5.86	112.67	119.70
85	AA	806	G	C8-N9-C4	-5.86	104.06	106.40
85	AA	2157	G	N9-C4-C5	5.86	107.74	105.40
1	A0	213	ARG	NE-CZ-NH1	5.86	123.23	120.30
34	BA	383	G	C3'-C2'-C1'	-5.86	96.81	101.50
34	BA	613	A	C5'-C4'-C3'	-5.86	106.63	116.00
34	BA	937	G	C3'-C2'-C1'	-5.86	96.81	101.50
34	BA	1177	C	N3-C4-C5	-5.86	119.56	121.90
34	BA	1569	C	N3-C2-O2	-5.86	117.80	121.90
34	BA	1590	G	N9-C1'-C2'	-5.86	105.56	112.00
41	BH	77	G	C2-N3-C4	5.86	114.83	111.90
67	Bh	75	LYS	N-CA-C	5.86	126.81	111.00
85	AA	313	A	C5-C6-N1	5.86	120.63	117.70
85	AA	1222	A	C5'-C4'-C3'	-5.86	106.63	116.00
85	AA	1424	G	P-O3'-C3'	-5.86	112.67	119.70
85	AA	1611	A	P-O3'-C3'	5.86	126.73	119.70
34	BA	195	G	C5-C6-N1	5.86	114.43	111.50
34	BA	297	A	O4'-C4'-C3'	5.86	110.78	106.10
34	BA	780	U	C5'-C4'-O4'	5.86	116.13	109.10
34	BA	1156	U	N1-C1'-C2'	-5.86	105.56	112.00
34	BA	1798	G	N1-C6-O6	5.86	123.41	119.90
35	BB	391	G	C3'-C2'-C1'	-5.86	96.82	101.50
35	BB	558	U	C1'-O4'-C4'	-5.86	105.22	109.90
35	BB	657	A	C2-N3-C4	5.86	113.53	110.60
35	BB	852	G	C8-N9-C4	-5.86	104.06	106.40
35	BB	906	G	C5-C6-O6	-5.86	125.09	128.60
35	BB	1012	G	P-O3'-C3'	-5.86	112.67	119.70
41	BH	59	G	N7-C8-N9	5.86	116.03	113.10
47	BN	46	LEU	N-CA-CB	-5.86	98.69	110.40
57	BX	125	TYR	CB-CG-CD1	-5.86	117.49	121.00
85	AA	117	C	C2-N3-C4	-5.86	116.97	119.90
85	AA	277	G	N3-C2-N2	5.86	124.00	119.90
85	AA	492	C	O4'-C1'-N1	5.86	112.89	108.20

Continued on next page...

Continued from previous page...

Mol	Chain	Res	Type	Atoms	Z	Observed(°)	Ideal(°)
85	AA	533	C	C1'-O4'-C4'	-5.86	105.22	109.90
85	AA	901	C	C6-N1-C1'	-5.86	113.77	120.80
85	AA	1094	G	C5'-C4'-C3'	-5.86	106.63	116.00
34	BA	931	G	OP1-P-O3'	5.85	118.08	105.20
34	BA	932	G	C5-C6-O6	-5.85	125.09	128.60
34	BA	1372	C	C6-N1-C2	-5.85	117.96	120.30
35	BB	374	A	N7-C8-N9	-5.85	110.87	113.80
35	BB	946	G	O4'-C1'-N9	5.85	112.88	108.20
35	BB	1313	C	P-O3'-C3'	-5.85	112.67	119.70
85	AA	740	A	P-O3'-C3'	-5.85	112.67	119.70
85	AA	867	G	N7-C8-N9	5.85	116.03	113.10
85	AA	1043	U	O4'-C1'-N1	5.85	112.88	108.20
34	BA	247	U	N1-C1'-C2'	5.85	121.61	114.00
34	BA	355	U	C2-N1-C1'	-5.85	110.68	117.70
34	BA	761	U	N1-C2-O2	5.85	126.90	122.80
34	BA	888	G	O5'-C5'-C4'	-5.85	100.58	111.70
34	BA	895	U	P-O5'-C5'	-5.85	111.54	120.90
34	BA	964	U	C5'-C4'-O4'	5.85	116.12	109.10
34	BA	1220	C	C5-C6-N1	-5.85	118.07	121.00
34	BA	1559	C	C5'-C4'-O4'	5.85	116.12	109.10
35	BB	89	C	O5'-P-OP2	-5.85	100.43	105.70
35	BB	102	G	C5-C6-O6	-5.85	125.09	128.60
35	BB	505	G	N3-C4-N9	5.85	129.51	126.00
35	BB	887	G	C5-C6-O6	-5.85	125.09	128.60
35	BB	1262	A	C5-C6-N1	5.85	120.63	117.70
36	BC	41	A	P-O3'-C3'	5.85	126.72	119.70
38	BE	136	G	O5'-P-OP2	-5.85	100.43	105.70
38	BE	139	U	C5'-C4'-C3'	-5.85	106.64	116.00
38	BE	143	A	P-O3'-C3'	5.85	126.72	119.70
65	Bf	342	GLY	N-CA-C	5.85	127.73	113.10
85	AA	6	G	P-O5'-C5'	5.85	130.26	120.90
85	AA	187	C	P-O5'-C5'	5.85	130.26	120.90
85	AA	575	G	C1'-O4'-C4'	-5.85	105.22	109.90
85	AA	736	U	C4'-C3'-O3'	5.85	124.71	113.00
85	AA	786	G	N1-C6-O6	5.85	123.41	119.90
85	AA	894	A	O5'-C5'-C4'	5.85	122.82	111.70
85	AA	998	U	O4'-C1'-N1	5.85	112.88	108.20
85	AA	1723	U	C5'-C4'-C3'	-5.85	106.64	116.00
85	AA	1736	U	C5'-C4'-C3'	-5.85	106.64	116.00
34	BA	688	G	P-O3'-C3'	-5.85	112.68	119.70
34	BA	783	U	N1-C2-O2	5.85	126.90	122.80
34	BA	1375	C	O4'-C1'-N1	5.85	112.88	108.20

Continued on next page...

Continued from previous page...

Mol	Chain	Res	Type	Atoms	Z	Observed(°)	Ideal(°)
34	BA	1830	A	C2'-C3'-O3'	5.85	123.06	113.70
35	BB	480	C	P-O5'-C5'	-5.85	111.54	120.90
35	BB	995	C	O3'-P-O5'	5.85	115.12	104.00
69	Bj	91	ARG	NE-CZ-NH1	5.85	123.23	120.30
77	Br	92	GLY	CA-C-N	-5.85	104.33	117.20
85	AA	1451	U	C5-C4-O4	-5.85	122.39	125.90
85	AA	1752	C	O5'-C5'-C4'	-5.85	100.58	111.70
34	BA	6	C	O5'-C5'-C4'	-5.85	100.58	111.70
34	BA	810	A	P-O5'-C5'	5.85	130.26	120.90
34	BA	1041	U	C4-C5-C6	-5.85	116.19	119.70
35	BB	70	A	O4'-C1'-N9	5.85	112.88	108.20
35	BB	770	G	O4'-C1'-N9	5.85	112.88	108.20
35	BB	790	A	N9-C4-C5	-5.85	103.46	105.80
35	BB	1203	C	P-O3'-C3'	-5.85	112.68	119.70
35	BB	1548	C	C2-N1-C1'	-5.85	112.37	118.80
37	BD	44	U	C6-N1-C2	-5.85	117.49	121.00
40	BG	60	A	O4'-C4'-C3'	-5.85	98.15	104.00
40	BG	95	U	N3-C4-O4	-5.85	115.31	119.40
85	AA	564	A	C5'-C4'-C3'	5.85	125.36	116.00
85	AA	681	G	C5-N7-C8	-5.85	101.38	104.30
85	AA	730	G	N9-C4-C5	5.85	107.74	105.40
85	AA	846	U	C5'-C4'-C3'	5.85	125.36	116.00
85	AA	1273	C	C4'-C3'-C2'	-5.85	96.75	102.60
34	BA	887	U	C2-N1-C1'	-5.85	110.68	117.70
34	BA	990	G	C5'-C4'-O4'	5.85	116.12	109.10
34	BA	1456	C	O3'-P-O5'	5.85	115.11	104.00
34	BA	1525	G	C5-C6-N1	5.85	114.42	111.50
34	BA	1642	A	C8-N9-C1'	5.85	138.23	127.70
35	BB	111	C	C4'-C3'-C2'	-5.85	96.75	102.60
35	BB	1429	A	N1-C6-N6	-5.85	115.09	118.60
41	BH	67	G	C8-N9-C4	-5.85	104.06	106.40
56	BW	58	ASP	CB-CA-C	5.85	122.09	110.40
74	Bo	13	ARG	NE-CZ-NH2	5.85	123.22	120.30
85	AA	241	U	N1-C2-N3	5.85	118.41	114.90
85	AA	411	U	C5-C6-N1	-5.85	119.78	122.70
85	AA	941	C	C6-N1-C2	-5.85	117.96	120.30
85	AA	2199	G	N9-C1'-C2'	-5.85	105.57	112.00
34	BA	1416	C	O4'-C1'-C2'	5.85	112.86	107.60
35	BB	77	A	C8-N9-C1'	5.85	138.22	127.70
35	BB	1053	G	N3-C2-N2	5.85	123.99	119.90
35	BB	1415	G	C5-C6-O6	5.85	132.11	128.60
38	BE	70	C	N3-C4-N4	-5.85	113.91	118.00

Continued on next page...

Continued from previous page...

Mol	Chain	Res	Type	Atoms	Z	Observed(°)	Ideal(°)
85	AA	59	C	P-O3'-C3'	5.85	126.72	119.70
85	AA	519	A	O4'-C4'-C3'	-5.85	98.15	104.00
34	BA	18	G	P-O5'-C5'	-5.84	111.55	120.90
34	BA	418	G	OP2-P-O3'	5.84	118.06	105.20
34	BA	568	G	C3'-C2'-C1'	-5.84	96.83	101.50
34	BA	852	C	C2'-C3'-O3'	5.84	123.05	113.70
34	BA	914	G	C5-C6-O6	-5.84	125.09	128.60
35	BB	815	G	C8-N9-C4	5.84	108.74	106.40
35	BB	1146	C	C2-N1-C1'	5.84	125.23	118.80
35	BB	1312	U	C5-C6-N1	-5.84	119.78	122.70
35	BB	1496	C	C3'-C2'-C1'	-5.84	96.82	101.50
36	BC	159	U	O4'-C1'-N1	5.84	112.88	108.20
38	BE	117	A	N3-C4-C5	-5.84	122.71	126.80
38	BE	132	U	P-O5'-C5'	5.84	130.25	120.90
41	BH	92	A	C5-C6-N6	-5.84	119.02	123.70
62	Bc	127	ARG	CB-CA-C	-5.84	98.71	110.40
85	AA	582	A	C3'-C2'-C1'	-5.84	96.82	101.50
85	AA	688	C	C6-N1-C2	-5.84	117.96	120.30
85	AA	934	A	O4'-C1'-N9	5.84	112.88	108.20
85	AA	976	G	C3'-C2'-C1'	-5.84	96.83	101.50
85	AA	1280	U	N3-C4-C5	-5.84	111.09	114.60
85	AA	1503	G	C8-N9-C1'	5.84	134.60	127.00
2	A1	10	TYR	N-CA-CB	5.84	121.12	110.60
34	BA	412	G	C5-C6-O6	-5.84	125.09	128.60
34	BA	530	A	N1-C2-N3	-5.84	126.38	129.30
34	BA	1454	G	C4-C5-N7	5.84	113.14	110.80
35	BB	1544	A	N1-C6-N6	-5.84	115.09	118.60
85	AA	108	C	O4'-C4'-C3'	-5.84	98.16	104.00
85	AA	122	A	O4'-C1'-N9	5.84	112.87	108.20
24	AQ	101	PHE	CB-CG-CD2	-5.84	116.71	120.80
34	BA	500	C	C1'-O4'-C4'	-5.84	105.23	109.90
34	BA	908	G	C5-C6-O6	-5.84	125.09	128.60
34	BA	1097	G	C8-N9-C4	-5.84	104.06	106.40
34	BA	1703	A	C5-C6-N6	-5.84	119.03	123.70
35	BB	478	G	C1'-O4'-C4'	-5.84	105.23	109.90
35	BB	1129	C	C4'-C3'-C2'	-5.84	96.76	102.60
35	BB	1135	U	P-O3'-C3'	-5.84	112.69	119.70
38	BE	143	A	P-O5'-C5'	-5.84	111.55	120.90
40	BG	37	G	C5'-C4'-C3'	-5.84	106.65	116.00
40	BG	73	U	C2'-C3'-O3'	5.84	123.05	113.70
40	BG	169	A	C8-N9-C1'	-5.84	117.19	127.70
65	Bf	354	THR	CA-CB-CG2	-5.84	104.22	112.40

Continued on next page...

Continued from previous page...

Mol	Chain	Res	Type	Atoms	Z	Observed(°)	Ideal(°)
71	BI	111	ARG	N-CA-CB	-5.84	100.09	110.60
85	AA	443	A	O4'-C1'-N9	-5.84	103.53	108.20
85	AA	885	A	O4'-C1'-N9	5.84	112.87	108.20
85	AA	1226	A	P-O3'-C3'	-5.84	112.69	119.70
85	AA	1483	A	C2-N3-C4	5.84	113.52	110.60
34	BA	217	C	N3-C4-N4	5.84	122.09	118.00
35	BB	17	U	C4'-C3'-C2'	-5.84	96.76	102.60
35	BB	499	A	O4'-C1'-N9	5.84	112.87	108.20
35	BB	970	C	C5'-C4'-C3'	-5.84	106.66	116.00
35	BB	1063	C	N1-C2-O2	5.84	122.40	118.90
35	BB	1139	A	C6-N1-C2	-5.84	115.10	118.60
40	BG	22	G	N1-C6-O6	5.84	123.40	119.90
41	BH	76	G	OP2-P-O3'	5.84	118.05	105.20
85	AA	178	U	P-O5'-C5'	-5.84	111.56	120.90
85	AA	190	A	C4-N9-C1'	-5.84	115.79	126.30
85	AA	534	A	C5-C6-N6	5.84	128.37	123.70
85	AA	629	A	N7-C8-N9	-5.84	110.88	113.80
85	AA	833	U	C2-N1-C1'	5.84	124.71	117.70
85	AA	1368	G	C6-C5-N7	-5.84	126.90	130.40
85	AA	1412	G	O4'-C1'-N9	5.84	112.87	108.20
85	AA	2215	C	C6-N1-C2	-5.84	117.96	120.30
34	BA	382	G	C8-N9-C1'	5.84	134.59	127.00
34	BA	570	G	OP2-P-O3'	5.84	118.04	105.20
35	BB	11	A	C5'-C4'-C3'	5.84	125.34	116.00
35	BB	1020	U	O4'-C1'-N1	5.84	112.87	108.20
35	BB	1230	A	C6-N1-C2	-5.84	115.10	118.60
85	AA	169	G	O4'-C1'-N9	5.84	112.87	108.20
85	AA	545	A	N9-C1'-C2'	-5.84	105.58	112.00
85	AA	778	C	N3-C2-O2	-5.84	117.81	121.90
85	AA	1008	C	C5'-C4'-C3'	5.84	125.34	116.00
34	BA	49	A	C8-N9-C1'	5.84	138.21	127.70
34	BA	88	C	C5-C4-N4	5.84	124.28	120.20
34	BA	425	G	O4'-C1'-N9	5.84	112.87	108.20
34	BA	430	A	O3'-P-O5'	-5.84	92.91	104.00
34	BA	453	A	P-O5'-C5'	-5.84	111.56	120.90
34	BA	675	C	OP2-P-O3'	5.84	118.04	105.20
34	BA	807	U	N3-C2-O2	5.84	126.29	122.20
34	BA	1311	G	N1-C6-O6	-5.84	116.40	119.90
34	BA	1513	G	C8-N9-C4	-5.84	104.06	106.40
35	BB	533	U	C5'-C4'-O4'	5.84	116.11	109.10
35	BB	898	U	O4'-C1'-N1	5.84	112.87	108.20
35	BB	1538	G	C5-C6-O6	-5.84	125.10	128.60

Continued on next page...

Continued from previous page...

Mol	Chain	Res	Type	Atoms	Z	Observed(°)	Ideal(°)
38	BE	152	U	P-O3'-C3'	5.84	126.70	119.70
81	Bv	75	ARG	CD-NE-CZ	5.84	131.77	123.60
85	AA	210	G	O5'-P-OP1	5.84	117.70	110.70
85	AA	362	G	N1-C6-O6	5.84	123.40	119.90
85	AA	519	A	O4'-C1'-N9	5.84	112.87	108.20
85	AA	852	C	P-O3'-C3'	5.84	126.70	119.70
85	AA	992	G	N9-C1'-C2'	-5.84	105.58	112.00
85	AA	1203	G	C5-C6-O6	-5.84	125.10	128.60
85	AA	1246	G	N1-C6-O6	5.84	123.40	119.90
85	AA	1266	C	P-O3'-C3'	-5.84	112.70	119.70
85	AA	1732	G	P-O3'-C3'	-5.84	112.70	119.70
85	AA	1856	G	C8-N9-C1'	5.84	134.59	127.00
85	AA	1975	G	C4-N9-C1'	-5.84	118.91	126.50
85	AA	2002	A	C3'-C2'-C1'	-5.84	96.83	101.50
34	BA	476	U	C1'-O4'-C4'	-5.83	105.23	109.90
35	BB	506	G	P-O5'-C5'	-5.83	111.56	120.90
35	BB	1086	G	C5-C6-N1	5.83	114.42	111.50
85	AA	692	U	C3'-C2'-C1'	-5.83	96.83	101.50
30	AW	13	VAL	N-CA-CB	-5.83	98.67	111.50
34	BA	64	A	C2'-C3'-O3'	5.83	123.03	113.70
34	BA	1254	C	C3'-C2'-C1'	-5.83	96.83	101.50
34	BA	1292	A	P-O5'-C5'	-5.83	111.57	120.90
35	BB	254	A	P-O5'-C5'	5.83	130.23	120.90
35	BB	596	C	O4'-C1'-N1	5.83	112.87	108.20
35	BB	1309	A	O4'-C1'-N9	5.83	112.87	108.20
35	BB	1513	U	O4'-C1'-N1	5.83	112.87	108.20
37	BD	68	C	P-O3'-C3'	-5.83	112.70	119.70
65	Bf	343	ARG	NE-CZ-NH2	-5.83	117.38	120.30
85	AA	306	C	O3'-P-O5'	5.83	115.08	104.00
85	AA	381	A	N9-C1'-C2'	-5.83	105.58	112.00
85	AA	1695	G	C5-C6-O6	-5.83	125.10	128.60
5	A4	118	GLN	CB-CA-C	-5.83	98.74	110.40
34	BA	921	G	C4'-C3'-C2'	-5.83	96.77	102.60
34	BA	988	U	P-O3'-C3'	-5.83	112.70	119.70
34	BA	1041	U	O4'-C1'-C2'	5.83	112.85	107.60
34	BA	1559	C	C4'-C3'-C2'	5.83	108.43	102.60
34	BA	1738	G	P-O3'-C3'	-5.83	112.70	119.70
35	BB	498	G	O4'-C1'-N9	5.83	112.87	108.20
35	BB	676	G	O3'-P-O5'	5.83	115.08	104.00
36	BC	11	G	O4'-C1'-N9	5.83	112.86	108.20
40	BG	108	G	N3-C2-N2	5.83	123.98	119.90
84	By	3	ILE	N-CA-C	5.83	126.75	111.00

Continued on next page...

Continued from previous page...

Mol	Chain	Res	Type	Atoms	Z	Observed(°)	Ideal(°)
85	AA	1008	C	C6-N1-C2	-5.83	117.97	120.30
85	AA	1167	G	C5-C6-O6	5.83	132.10	128.60
34	BA	36	A	C4-N9-C1'	-5.83	115.81	126.30
34	BA	217	C	O5'-C5'-C4'	-5.83	100.62	111.70
34	BA	348	U	C2-N3-C4	-5.83	123.50	127.00
34	BA	685	C	O5'-C5'-C4'	5.83	122.78	111.70
36	BC	97	U	C4'-C3'-C2'	5.83	108.43	102.60
37	BD	36	C	C1'-O4'-C4'	-5.83	105.24	109.90
40	BG	32	U	C5'-C4'-O4'	5.83	116.10	109.10
40	BG	44	G	C5'-C4'-O4'	5.83	116.10	109.10
85	AA	372	U	N3-C2-O2	-5.83	118.12	122.20
85	AA	423	G	C5-C6-N1	5.83	114.42	111.50
34	BA	78	U	C5'-C4'-C3'	-5.83	106.67	116.00
34	BA	399	G	C2-N3-C4	-5.83	108.98	111.90
34	BA	960	C	O5'-P-OP1	5.83	117.69	110.70
34	BA	1200	U	O4'-C1'-C2'	-5.83	99.97	105.80
34	BA	1809	G	C6-C5-N7	-5.83	126.90	130.40
35	BB	128	C	N1-C2-O2	5.83	122.40	118.90
35	BB	577	U	N3-C2-O2	-5.83	118.12	122.20
35	BB	610	U	C2'-C3'-O3'	5.83	123.03	113.70
38	BE	151	C	C5'-C4'-O4'	5.83	116.09	109.10
41	BH	127	A	C8-N9-C4	5.83	108.13	105.80
56	BW	84	ARG	NE-CZ-NH2	-5.83	117.39	120.30
84	By	173	PHE	CB-CA-C	-5.83	98.74	110.40
85	AA	307	G	C4'-C3'-C2'	-5.83	96.77	102.60
85	AA	595	A	C8-N9-C4	5.83	108.13	105.80
85	AA	711	C	O4'-C1'-N1	5.83	112.86	108.20
85	AA	1218	C	C2-N3-C4	-5.83	116.99	119.90
85	AA	1594	G	C5'-C4'-O4'	5.83	116.09	109.10
85	AA	2244	G	C4'-C3'-C2'	5.83	108.43	102.60
86	AB	19	G	P-O3'-C3'	-5.83	112.71	119.70
34	BA	446	U	C3'-C2'-C1'	-5.83	96.84	101.50
34	BA	552	C	N3-C4-C5	5.83	124.23	121.90
35	BB	126	C	C5-C6-N1	5.83	123.91	121.00
35	BB	383	U	C4'-C3'-C2'	-5.83	96.77	102.60
35	BB	1146	C	P-O5'-C5'	-5.83	111.58	120.90
35	BB	1166	A	N9-C4-C5	-5.83	103.47	105.80
40	BG	174	G	C4-N9-C1'	-5.83	118.92	126.50
85	AA	331	G	C4-N9-C1'	5.83	134.07	126.50
85	AA	611	G	N3-C4-C5	-5.83	125.69	128.60
85	AA	661	C	C6-N1-C1'	5.83	127.79	120.80
85	AA	1494	C	P-O5'-C5'	-5.83	111.58	120.90

Continued on next page...

Continued from previous page...

Mol	Chain	Res	Type	Atoms	Z	Observed(°)	Ideal(°)
85	AA	1829	C	O4'-C1'-N1	5.83	112.86	108.20
26	AS	15	ARG	NE-CZ-NH1	5.83	123.21	120.30
34	BA	172	A	P-O5'-C5'	-5.83	111.58	120.90
34	BA	603	U	N3-C4-O4	5.83	123.48	119.40
34	BA	662	U	N3-C2-O2	-5.83	118.12	122.20
34	BA	800	G	C5'-C4'-C3'	5.83	125.32	116.00
34	BA	884	G	P-O3'-C3'	-5.83	112.71	119.70
35	BB	565	U	C5'-C4'-C3'	-5.83	106.68	116.00
35	BB	664	A	P-O5'-C5'	-5.83	111.58	120.90
35	BB	679	G	C5'-C4'-O4'	5.83	116.09	109.10
35	BB	1234	G	C5'-C4'-C3'	-5.83	106.68	116.00
38	BE	113	C	P-O3'-C3'	-5.83	112.71	119.70
41	BH	78	C	OP1-P-OP2	-5.83	110.86	119.60
64	Be	150	LEU	CB-CG-CD2	5.83	120.90	111.00
85	AA	207	G	C6-C5-N7	-5.83	126.91	130.40
85	AA	286	C	C3'-C2'-C1'	-5.83	96.84	101.50
85	AA	316	C	P-O5'-C5'	5.83	130.22	120.90
85	AA	507	C	C3'-C2'-C1'	-5.83	96.84	101.50
85	AA	507	C	C4'-C3'-C2'	5.83	108.42	102.60
85	AA	652	U	P-O5'-C5'	-5.83	111.58	120.90
85	AA	658	C	C5'-C4'-O4'	5.83	116.09	109.10
85	AA	1923	A	O5'-P-OP2	-5.83	100.46	105.70
86	AB	15	G	N1-C2-N2	-5.83	110.96	116.20
34	BA	489	A	P-O3'-C3'	-5.82	112.71	119.70
35	BB	504	C	C5-C6-N1	5.82	123.91	121.00
35	BB	1031	G	C5'-C4'-C3'	5.82	125.32	116.00
35	BB	1224	C	N1-C1'-C2'	-5.82	105.59	112.00
38	BE	165	U	C6-N1-C2	-5.82	117.51	121.00
40	BG	38	A	C3'-C2'-C1'	-5.82	96.84	101.50
85	AA	108	C	P-O5'-C5'	-5.82	111.58	120.90
85	AA	327	G	P-O3'-C3'	-5.82	112.71	119.70
85	AA	547	A	C3'-C2'-C1'	-5.82	96.84	101.50
85	AA	1467	U	P-O3'-C3'	-5.82	112.71	119.70
85	AA	1662	U	P-O5'-C5'	5.82	130.22	120.90
85	AA	1933	G	C5'-C4'-C3'	5.82	125.32	116.00
85	AA	2055	G	C5'-C4'-C3'	5.82	125.32	116.00
85	AA	2063	C	O5'-C5'-C4'	-5.82	100.64	111.70
34	BA	501	U	C1'-O4'-C4'	-5.82	105.24	109.90
35	BB	365	U	C2-N1-C1'	-5.82	110.71	117.70
35	BB	1102	U	C4'-C3'-C2'	-5.82	96.78	102.60
35	BB	1200	A	O3'-P-O5'	5.82	115.06	104.00
39	BF	1	C	C4-C5-C6	5.82	120.31	117.40

Continued on next page...

Continued from previous page...

Mol	Chain	Res	Type	Atoms	Z	Observed(°)	Ideal(°)
85	AA	100	A	N1-C6-N6	-5.82	115.11	118.60
85	AA	1483	A	O4'-C1'-C2'	5.82	112.84	107.60
4	A3	71	PRO	C-N-CA	5.82	136.25	121.70
34	BA	552	C	O5'-P-OP2	5.82	117.69	110.70
34	BA	729	C	P-O5'-C5'	-5.82	111.59	120.90
34	BA	1557	G	C1'-O4'-C4'	-5.82	105.24	109.90
35	BB	315	C	P-O5'-C5'	5.82	130.21	120.90
35	BB	841	U	O4'-C1'-C2'	5.82	112.84	107.60
41	BH	23	G	N1-C6-O6	5.82	123.39	119.90
49	BP	23	ARG	CG-CD-NE	-5.82	99.58	111.80
73	Bn	39	TYR	N-CA-C	-5.82	95.28	111.00
85	AA	602	U	C5'-C4'-C3'	-5.82	106.69	116.00
85	AA	809	A	C5-C6-N6	-5.82	119.04	123.70
85	AA	842	G	C4'-C3'-C2'	-5.82	96.78	102.60
85	AA	1484	G	N1-C2-N2	-5.82	110.96	116.20
85	AA	1497	U	O4'-C4'-C3'	-5.82	98.18	104.00
85	AA	1599	G	O4'-C1'-N9	5.82	112.86	108.20
34	BA	725	C	C1'-O4'-C4'	-5.82	105.25	109.90
35	BB	738	G	C8-N9-C1'	5.82	134.56	127.00
39	BF	2	G	N1-C6-O6	5.82	123.39	119.90
41	BH	128	G	C5-C6-N1	5.82	114.41	111.50
85	AA	412	G	C1'-O4'-C4'	-5.82	105.25	109.90
85	AA	692	U	C6-N1-C2	-5.82	117.51	121.00
85	AA	1204	A	C3'-C2'-C1'	-5.82	96.84	101.50
85	AA	2110	U	C1'-O4'-C4'	-5.82	105.25	109.90
5	A4	191	MET	N-CA-C	5.82	126.71	111.00
34	BA	269	G	N9-C4-C5	5.82	107.73	105.40
34	BA	818	G	C5-C6-N1	5.82	114.41	111.50
34	BA	926	A	N9-C1'-C2'	-5.82	105.60	112.00
34	BA	1500	G	N1-C2-N2	-5.82	110.97	116.20
35	BB	16	G	O4'-C1'-N9	-5.82	103.55	108.20
35	BB	498	G	C5'-C4'-C3'	-5.82	106.69	116.00
36	BC	160	C	C6-N1-C2	-5.82	117.97	120.30
39	BF	27	G	C8-N9-C4	5.82	108.73	106.40
62	Bc	109	ARG	CD-NE-CZ	-5.82	115.46	123.60
85	AA	417	U	P-O3'-C3'	-5.82	112.72	119.70
85	AA	501	A	C8-N9-C1'	5.82	138.17	127.70
85	AA	643	C	N3-C2-O2	-5.82	117.83	121.90
85	AA	2209	U	N1-C2-N3	5.82	118.39	114.90
35	BB	37	C	O3'-P-O5'	5.82	115.05	104.00
35	BB	434	A	N7-C8-N9	-5.82	110.89	113.80
35	BB	1470	G	C6-C5-N7	-5.82	126.91	130.40

Continued on next page...

Continued from previous page...

Mol	Chain	Res	Type	Atoms	Z	Observed(°)	Ideal(°)
35	BB	1492	C	O4'-C1'-N1	5.82	112.85	108.20
38	BE	89	G	N3-C4-C5	-5.82	125.69	128.60
40	BG	80	G	C4-N9-C1'	-5.82	118.94	126.50
40	BG	176	G	N9-C1'-C2'	-5.82	105.60	112.00
85	AA	179	G	C4-N9-C1'	5.82	134.06	126.50
85	AA	443	A	C3'-C2'-C1'	-5.82	96.85	101.50
85	AA	1666	U	O4'-C4'-C3'	-5.82	98.18	104.00
34	BA	544	U	C5'-C4'-O4'	5.81	116.08	109.10
34	BA	1473	A	N1-C6-N6	-5.81	115.11	118.60
34	BA	1845	G	N1-C6-O6	5.81	123.39	119.90
35	BB	5	A	OP1-P-OP2	-5.81	110.88	119.60
35	BB	100	A	O4'-C1'-N9	5.81	112.85	108.20
35	BB	491	A	O4'-C1'-N9	5.81	112.85	108.20
35	BB	696	G	O4'-C1'-N9	5.81	112.85	108.20
36	BC	110	A	O4'-C1'-N9	5.81	112.85	108.20
38	BE	91	G	O5'-C5'-C4'	-5.81	100.65	111.70
40	BG	22	G	C5'-C4'-O4'	5.81	116.08	109.10
41	BH	117	U	C6-N1-C2	-5.81	117.51	121.00
83	Bx	73	ARG	NE-CZ-NH2	-5.81	117.39	120.30
85	AA	554	A	O4'-C1'-N9	5.81	112.85	108.20
85	AA	847	G	N9-C1'-C2'	-5.81	105.60	112.00
85	AA	1574	C	O5'-P-OP1	-5.81	100.47	105.70
4	A3	88	PHE	N-CA-CB	5.81	121.06	110.60
34	BA	230	A	C5-C6-N6	-5.81	119.05	123.70
34	BA	523	A	P-O3'-C3'	-5.81	112.73	119.70
34	BA	1039	G	N9-C1'-C2'	-5.81	105.61	112.00
34	BA	1156	U	C5'-C4'-C3'	5.81	125.30	116.00
35	BB	11	A	C1'-O4'-C4'	-5.81	105.25	109.90
35	BB	414	C	P-O3'-C3'	5.81	126.67	119.70
35	BB	912	C	C4'-C3'-C2'	-5.81	96.79	102.60
35	BB	961	G	P-O3'-C3'	-5.81	112.72	119.70
35	BB	977	G	N7-C8-N9	5.81	116.01	113.10
37	BD	75	G	N3-C4-N9	-5.81	122.51	126.00
40	BG	118	U	N1-C2-N3	5.81	118.39	114.90
42	BI	110	LEU	CB-CA-C	-5.81	99.16	110.20
44	BK	85	PHE	CB-CG-CD2	-5.81	116.73	120.80
50	BQ	179	ARG	CG-CD-NE	-5.81	99.59	111.80
77	Br	312	ARG	NE-CZ-NH2	-5.81	117.39	120.30
85	AA	246	C	C6-N1-C1'	5.81	127.77	120.80
85	AA	730	G	C2-N3-C4	5.81	114.81	111.90
85	AA	1003	G	O4'-C1'-N9	5.81	112.85	108.20
85	AA	1006	C	N1-C2-N3	5.81	123.27	119.20

Continued on next page...

Continued from previous page...

Mol	Chain	Res	Type	Atoms	Z	Observed(°)	Ideal(°)
85	AA	1679	U	C5'-C4'-C3'	-5.81	106.70	116.00
34	BA	56	G	N3-C2-N2	5.81	123.97	119.90
34	BA	579	U	OP2-P-O3'	5.81	117.98	105.20
34	BA	1208	U	O4'-C1'-C2'	5.81	112.83	107.60
34	BA	1519	G	C5'-C4'-O4'	5.81	116.07	109.10
34	BA	1731	A	O4'-C1'-N9	5.81	112.85	108.20
35	BB	59	U	O5'-P-OP1	-5.81	100.47	105.70
35	BB	103	C	N1-C2-O2	5.81	122.39	118.90
37	BD	2	G	O4'-C1'-N9	5.81	112.85	108.20
37	BD	31	U	C6-N1-C1'	5.81	129.34	121.20
39	BF	7	G	C5-C6-O6	-5.81	125.11	128.60
40	BG	175	G	O3'-P-O5'	5.81	115.04	104.00
53	BT	95	TRP	CB-CG-CD2	-5.81	119.05	126.60
85	AA	765	U	P-O3'-C3'	-5.81	112.73	119.70
34	BA	768	G	C1'-O4'-C4'	-5.81	105.25	109.90
34	BA	877	U	O4'-C4'-C3'	-5.81	98.19	104.00
34	BA	1269	C	C3'-C2'-C1'	-5.81	96.85	101.50
34	BA	1426	A	O5'-P-OP2	5.81	117.67	110.70
34	BA	1545	C	C6-N1-C1'	5.81	127.77	120.80
34	BA	1592	U	C5-C6-N1	-5.81	119.80	122.70
35	BB	566	A	C5'-C4'-C3'	-5.81	106.71	116.00
35	BB	1077	C	C6-N1-C2	-5.81	117.98	120.30
35	BB	1389	C	P-O3'-C3'	-5.81	112.73	119.70
35	BB	1531	G	C4-N9-C1'	-5.81	118.95	126.50
72	Bm	77	ALA	N-CA-CB	5.81	118.23	110.10
80	Bu	141	ASP	CB-CG-OD1	5.81	123.53	118.30
85	AA	78	A	C4'-C3'-C2'	-5.81	96.79	102.60
85	AA	586	G	C8-N9-C1'	5.81	134.55	127.00
34	BA	453	A	C1'-O4'-C4'	-5.81	105.25	109.90
34	BA	678	C	N3-C4-N4	5.81	122.07	118.00
34	BA	1211	G	OP1-P-OP2	-5.81	110.89	119.60
34	BA	1490	U	C5'-C4'-O4'	-5.81	102.13	109.10
35	BB	446	U	C1'-O4'-C4'	5.81	114.55	109.90
35	BB	449	C	N1-C2-N3	5.81	123.27	119.20
35	BB	698	C	C2-N3-C4	-5.81	117.00	119.90
35	BB	1336	G	O3'-P-O5'	-5.81	92.97	104.00
35	BB	1540	U	O4'-C4'-C3'	-5.81	98.19	104.00
38	BE	139	U	O4'-C1'-N1	5.81	112.84	108.20
40	BG	28	A	C8-N9-C4	5.81	108.12	105.80
85	AA	965	G	C4-N9-C1'	-5.81	118.95	126.50
85	AA	995	G	P-O5'-C5'	-5.81	111.61	120.90
85	AA	1235	G	C2-N3-C4	-5.81	109.00	111.90

Continued on next page...

Continued from previous page...

Mol	Chain	Res	Type	Atoms	Z	Observed(°)	Ideal(°)
85	AA	1717	G	C5-C6-O6	-5.81	125.12	128.60
85	AA	1938	G	O4'-C1'-N9	5.81	112.85	108.20
85	AA	2193	A	C5'-C4'-C3'	-5.81	106.71	116.00
86	AB	22	G	C8-N9-C1'	-5.81	119.45	127.00
34	BA	79	C	O4'-C1'-N1	5.81	112.84	108.20
34	BA	346	A	C1'-O4'-C4'	-5.81	105.25	109.90
34	BA	1491	U	C5'-C4'-O4'	5.81	116.07	109.10
35	BB	1032	U	P-O3'-C3'	5.81	126.67	119.70
35	BB	1098	G	O4'-C1'-C2'	5.81	112.83	107.60
35	BB	1388	A	C4-N9-C1'	-5.81	115.85	126.30
38	BE	11	A	C5-C6-N6	5.81	128.34	123.70
85	AA	278	C	P-O5'-C5'	-5.81	111.61	120.90
85	AA	870	U	O5'-C5'-C4'	-5.81	100.67	111.70
85	AA	1355	U	C5'-C4'-O4'	-5.81	102.13	109.10
85	AA	1922	A	C2'-C3'-O3'	5.81	122.99	113.70
85	AA	2138	G	C6-N1-C2	-5.81	121.62	125.10
34	BA	429	G	N9-C1'-C2'	-5.80	105.61	112.00
34	BA	1404	A	N9-C4-C5	5.80	108.12	105.80
34	BA	1540	C	N3-C4-N4	5.80	122.06	118.00
34	BA	1667	G	N3-C2-N2	5.80	123.96	119.90
35	BB	1056	A	C5'-C4'-C3'	-5.80	106.71	116.00
35	BB	1144	A	N1-C6-N6	-5.80	115.12	118.60
38	BE	10	G	N9-C4-C5	5.80	107.72	105.40
41	BH	34	G	O5'-P-OP2	-5.80	100.48	105.70
41	BH	46	C	O4'-C1'-N1	5.80	112.84	108.20
85	AA	118	C	C1'-O4'-C4'	-5.80	105.26	109.90
85	AA	260	A	P-O3'-C3'	5.80	126.67	119.70
85	AA	595	A	C5'-C4'-C3'	-5.80	106.71	116.00
85	AA	635	G	C1'-O4'-C4'	-5.80	105.26	109.90
85	AA	1361	A	OP2-P-O3'	5.80	117.97	105.20
85	AA	1729	C	C3'-C2'-C1'	-5.80	96.86	101.50
85	AA	1894	G	N3-C2-N2	5.80	123.96	119.90
85	AA	2225	G	P-O5'-C5'	-5.80	111.61	120.90
34	BA	215	C	P-O5'-C5'	5.80	130.19	120.90
34	BA	1278	A	C8-N9-C1'	5.80	138.15	127.70
35	BB	847	U	C4'-C3'-C2'	5.80	108.40	102.60
36	BC	99	U	O4'-C1'-N1	5.80	112.84	108.20
38	BE	31	A	C2'-C3'-O3'	5.80	122.98	113.70
69	Bj	71	HIS	CB-CA-C	5.80	122.01	110.40
85	AA	799	G	P-O5'-C5'	-5.80	111.62	120.90
85	AA	1242	A	N1-C6-N6	-5.80	115.12	118.60
85	AA	1589	G	P-O5'-C5'	-5.80	111.61	120.90

Continued on next page...

Continued from previous page...

Mol	Chain	Res	Type	Atoms	Z	Observed(°)	Ideal(°)
27	AT	25	ARG	CD-NE-CZ	-5.80	115.48	123.60
34	BA	221	G	C1'-O4'-C4'	-5.80	105.26	109.90
34	BA	679	U	C2-N3-C4	-5.80	123.52	127.00
34	BA	746	C	N3-C2-O2	-5.80	117.84	121.90
34	BA	1735	G	N3-C2-N2	5.80	123.96	119.90
35	BB	43	G	N9-C4-C5	-5.80	103.08	105.40
35	BB	1133	C	N3-C4-N4	-5.80	113.94	118.00
35	BB	1228	A	C4'-C3'-C2'	5.80	108.40	102.60
35	BB	1511	U	O4'-C1'-N1	5.80	112.84	108.20
38	BE	96	G	C6-C5-N7	-5.80	126.92	130.40
40	BG	172	C	C4'-C3'-C2'	-5.80	96.80	102.60
47	BN	102	VAL	N-CA-CB	-5.80	98.74	111.50
85	AA	14	C	N3-C4-N4	-5.80	113.94	118.00
85	AA	501	A	N1-C6-N6	-5.80	115.12	118.60
85	AA	593	U	O4'-C1'-N1	5.80	112.84	108.20
85	AA	1238	U	N1-C2-N3	5.80	118.38	114.90
85	AA	1495	G	C8-N9-C1'	5.80	134.54	127.00
85	AA	1628	U	O4'-C1'-N1	5.80	112.84	108.20
33	AZ	62	ARG	NE-CZ-NH1	5.80	123.20	120.30
34	BA	291	C	C1'-O4'-C4'	-5.80	105.26	109.90
34	BA	684	G	O4'-C1'-C2'	-5.80	100.00	105.80
34	BA	1184	A	C8-N9-C4	-5.80	103.48	105.80
34	BA	1316	G	C8-N9-C1'	-5.80	119.46	127.00
34	BA	1509	U	N1-C2-O2	5.80	126.86	122.80
34	BA	1642	A	C5-C6-N1	5.80	120.60	117.70
35	BB	1030	U	C5'-C4'-O4'	5.80	116.06	109.10
35	BB	1038	G	C4'-C3'-C2'	5.80	108.40	102.60
35	BB	1098	G	C1'-O4'-C4'	-5.80	105.26	109.90
35	BB	1358	A	P-O3'-C3'	-5.80	112.74	119.70
38	BE	208	G	C4'-C3'-C2'	-5.80	96.80	102.60
41	BH	109	G	C4-C5-C6	-5.80	115.32	118.80
42	BI	49	HIS	CB-CA-C	5.80	122.00	110.40
42	BI	94	LEU	CA-C-N	-5.80	104.44	117.20
85	AA	469	G	C2-N3-C4	-5.80	109.00	111.90
85	AA	484	G	O4'-C4'-C3'	-5.80	98.20	104.00
85	AA	571	G	C8-N9-C1'	5.80	134.54	127.00
85	AA	1047	G	C8-N9-C1'	5.80	134.54	127.00
85	AA	1535	C	O4'-C1'-C2'	-5.80	100.00	105.80
85	AA	1574	C	P-O3'-C3'	-5.80	112.74	119.70
85	AA	1692	U	C6-N1-C1'	5.80	129.32	121.20
85	AA	2216	A	N1-C6-N6	-5.80	115.12	118.60
6	A5	191	ARG	NE-CZ-NH1	5.80	123.20	120.30

Continued on next page...

Continued from previous page...

Mol	Chain	Res	Type	Atoms	Z	Observed(°)	Ideal(°)
34	BA	527	C	C4'-C3'-C2'	-5.80	96.80	102.60
34	BA	1745	G	P-O5'-C5'	5.80	130.18	120.90
35	BB	1130	U	N1-C2-O2	5.80	126.86	122.80
35	BB	1226	G	N9-C1'-C2'	-5.80	105.62	112.00
37	BD	32	A	P-O3'-C3'	-5.80	112.74	119.70
84	By	10	THR	CA-CB-CG2	5.80	120.52	112.40
85	AA	976	G	O4'-C1'-C2'	5.80	112.82	107.60
85	AA	1061	C	C5'-C4'-C3'	5.80	125.28	116.00
85	AA	1270	C	C2-N3-C4	-5.80	117.00	119.90
85	AA	1884	A	C4'-C3'-C2'	-5.80	96.80	102.60
85	AA	2157	G	N3-C2-N2	-5.80	115.84	119.90
6	A5	60	LEU	CB-CA-C	-5.80	99.19	110.20
12	AD	39	GLY	N-CA-C	-5.80	98.61	113.10
34	BA	216	C	C6-N1-C1'	5.80	127.75	120.80
34	BA	430	A	O4'-C4'-C3'	-5.80	98.20	104.00
34	BA	962	U	O4'-C1'-N1	5.80	112.84	108.20
34	BA	1170	A	C5'-C4'-C3'	5.80	125.28	116.00
34	BA	1189	A	C8-N9-C1'	-5.80	117.27	127.70
34	BA	1540	C	C6-N1-C1'	-5.80	113.84	120.80
34	BA	1811	A	C2-N3-C4	-5.80	107.70	110.60
35	BB	643	G	C5-C6-O6	5.80	132.08	128.60
35	BB	842	G	O4'-C1'-N9	5.80	112.84	108.20
40	BG	182	G	C4-N9-C1'	5.80	134.04	126.50
85	AA	756	G	C5'-C4'-C3'	-5.80	106.73	116.00
85	AA	1096	G	N3-C4-C5	-5.80	125.70	128.60
85	AA	1097	G	O4'-C1'-N9	5.80	112.84	108.20
85	AA	1497	U	C4'-C3'-C2'	5.80	108.40	102.60
85	AA	1618	G	C5'-C4'-C3'	-5.80	106.72	116.00
85	AA	1902	C	C2-N3-C4	-5.80	117.00	119.90
34	BA	196	A	C5'-C4'-O4'	5.79	116.05	109.10
35	BB	26	C	N3-C4-C5	5.79	124.22	121.90
41	BH	85	C	OP1-P-O3'	5.79	117.95	105.20
47	BN	80	PHE	CB-CG-CD1	-5.79	116.74	120.80
85	AA	82	A	N9-C1'-C2'	-5.79	105.63	112.00
85	AA	1075	U	O4'-C1'-N1	5.79	112.84	108.20
85	AA	1765	G	N1-C6-O6	5.79	123.38	119.90
34	BA	75	U	C5-C6-N1	-5.79	119.80	122.70
34	BA	300	C	C2-N3-C4	-5.79	117.00	119.90
34	BA	661	C	C6-N1-C2	-5.79	117.98	120.30
34	BA	798	G	C5-N7-C8	-5.79	101.40	104.30
34	BA	1270	G	C1'-O4'-C4'	-5.79	105.27	109.90
38	BE	39	U	N3-C2-O2	-5.79	118.14	122.20

Continued on next page...

Continued from previous page...

Mol	Chain	Res	Type	Atoms	Z	Observed(°)	Ideal(°)
40	BG	53	C	C5'-C4'-C3'	-5.79	106.73	116.00
40	BG	131	U	C5-C6-N1	-5.79	119.80	122.70
85	AA	388	G	O4'-C1'-N9	5.79	112.83	108.20
85	AA	859	G	C5'-C4'-C3'	-5.79	106.73	116.00
85	AA	1224	C	C2-N1-C1'	-5.79	112.43	118.80
85	AA	1490	A	N1-C6-N6	5.79	122.08	118.60
85	AA	2086	C	C4'-C3'-C2'	5.79	108.39	102.60
34	BA	134	U	O4'-C1'-N1	5.79	112.83	108.20
34	BA	329	G	C5'-C4'-C3'	5.79	125.27	116.00
34	BA	574	U	N1-C2-O2	5.79	126.85	122.80
34	BA	694	G	N1-C2-N2	-5.79	110.99	116.20
34	BA	953	G	O5'-P-OP1	-5.79	100.49	105.70
34	BA	1148	U	O5'-C5'-C4'	-5.79	100.69	111.70
35	BB	948	G	N1-C6-O6	5.79	123.38	119.90
35	BB	1005	A	C4-N9-C1'	-5.79	115.87	126.30
35	BB	1231	U	O5'-P-OP1	-5.79	100.49	105.70
35	BB	1289	G	C5-C6-N1	5.79	114.39	111.50
35	BB	1431	G	O5'-C5'-C4'	-5.79	100.70	111.70
36	BC	58	G	C5-C6-O6	-5.79	125.12	128.60
40	BG	41	U	O4'-C1'-N1	5.79	112.83	108.20
77	Br	297	ARG	NE-CZ-NH1	5.79	123.20	120.30
85	AA	557	G	C4-C5-N7	-5.79	108.48	110.80
85	AA	661	C	C5'-C4'-O4'	5.79	116.05	109.10
85	AA	816	A	P-O5'-C5'	5.79	130.17	120.90
85	AA	1413	G	C5-C6-O6	-5.79	125.12	128.60
85	AA	1522	U	P-O3'-C3'	-5.79	112.75	119.70
34	BA	500	C	O4'-C1'-C2'	5.79	112.81	107.60
34	BA	652	C	C1'-O4'-C4'	-5.79	105.27	109.90
34	BA	712	C	C5'-C4'-C3'	-5.79	106.73	116.00
34	BA	871	G	OP1-P-O3'	-5.79	92.46	105.20
34	BA	1620	U	C4'-C3'-O3'	-5.79	97.24	109.40
34	BA	1688	G	C4-N9-C1'	-5.79	118.97	126.50
35	BB	421	U	C1'-O4'-C4'	-5.79	105.27	109.90
35	BB	871	C	C5'-C4'-C3'	-5.79	106.74	116.00
35	BB	1358	A	C6-N1-C2	-5.79	115.13	118.60
41	BH	21	G	N1-C2-N2	-5.79	110.99	116.20
41	BH	122	U	P-O3'-C3'	-5.79	112.75	119.70
61	Bb	135	ARG	NE-CZ-NH1	5.79	123.19	120.30
65	Bf	352	ALA	N-CA-CB	5.79	118.21	110.10
85	AA	311	U	C5'-C4'-C3'	5.79	125.26	116.00
85	AA	2132	A	C2'-C3'-O3'	5.79	122.96	113.70
34	BA	477	C	N3-C4-N4	-5.79	113.95	118.00

Continued on next page...

Continued from previous page...

Mol	Chain	Res	Type	Atoms	Z	Observed(°)	Ideal(°)
34	BA	771	A	C5'-C4'-O4'	5.79	116.05	109.10
34	BA	814	C	C4'-C3'-C2'	-5.79	96.81	102.60
34	BA	1522	G	C5-C6-O6	-5.79	125.13	128.60
34	BA	1809	G	N1-C6-O6	5.79	123.37	119.90
35	BB	588	A	N9-C1'-C2'	-5.79	105.63	112.00
35	BB	794	G	C8-N9-C1'	5.79	134.53	127.00
35	BB	879	G	O5'-C5'-C4'	5.79	122.70	111.70
35	BB	1187	G	C8-N9-C1'	5.79	134.52	127.00
38	BE	36	U	C6-N1-C1'	5.79	129.30	121.20
40	BG	105	A	P-O3'-C3'	5.79	126.65	119.70
85	AA	1185	G	O5'-P-OP2	5.79	117.65	110.70
85	AA	2196	G	C4-C5-N7	-5.79	108.48	110.80
85	AA	2236	U	P-O3'-C3'	-5.79	112.75	119.70
86	AB	68	C	O4'-C1'-N1	5.79	112.83	108.20
34	BA	706	C	C2-N3-C4	-5.79	117.01	119.90
34	BA	1034	U	N3-C4-O4	-5.79	115.35	119.40
34	BA	1376	U	C2-N1-C1'	-5.79	110.76	117.70
34	BA	1426	A	P-O3'-C3'	-5.79	112.75	119.70
35	BB	156	G	O4'-C1'-N9	5.79	112.83	108.20
35	BB	897	C	P-O3'-C3'	5.79	126.64	119.70
39	BF	52	A	N7-C8-N9	5.79	116.69	113.80
41	BH	20	A	C1'-O4'-C4'	-5.79	105.27	109.90
72	Bm	85	LEU	CB-CG-CD1	5.79	120.84	111.00
85	AA	369	A	C4-N9-C1'	-5.79	115.88	126.30
85	AA	1310	G	C2'-C3'-O3'	5.79	122.96	113.70
34	BA	146	G	N3-C2-N2	-5.79	115.85	119.90
34	BA	621	G	C5-C6-O6	-5.79	125.13	128.60
34	BA	1019	C	C3'-C2'-C1'	-5.79	96.87	101.50
34	BA	1471	U	N3-C2-O2	-5.79	118.15	122.20
34	BA	1794	A	O5'-C5'-C4'	5.79	122.69	111.70
35	BB	810	G	N9-C1'-C2'	-5.79	105.64	112.00
35	BB	971	A	C5-N7-C8	-5.79	101.01	103.90
35	BB	1351	G	C4-N9-C1'	-5.79	118.98	126.50
35	BB	1495	U	C3'-C2'-C1'	-5.79	96.87	101.50
36	BC	61	A	C4'-C3'-C2'	-5.79	96.81	102.60
38	BE	14	C	C5'-C4'-C3'	-5.79	106.74	116.00
39	BF	39	C	N3-C2-O2	-5.79	117.85	121.90
85	AA	361	U	P-O3'-C3'	-5.79	112.76	119.70
85	AA	474	C	C3'-C2'-C1'	-5.79	96.87	101.50
85	AA	893	G	N1-C2-N3	-5.79	120.43	123.90
85	AA	971	U	C6-N1-C2	-5.79	117.53	121.00
85	AA	1703	A	C4-N9-C1'	-5.79	115.89	126.30

Continued on next page...

Continued from previous page...

Mol	Chain	Res	Type	Atoms	Z	Observed(°)	Ideal(°)
85	AA	1866	A	C5'-C4'-C3'	-5.79	106.74	116.00
86	AB	63	G	N1-C6-O6	5.79	123.37	119.90
86	AB	71	G	C5'-C4'-O4'	5.79	116.04	109.10
33	AZ	60	ARG	NE-CZ-NH1	5.78	123.19	120.30
34	BA	711	C	N1-C2-O2	5.78	122.37	118.90
34	BA	1711	G	C8-N9-C4	5.78	108.71	106.40
35	BB	137	A	C5-C6-N1	5.78	120.59	117.70
35	BB	139	G	C1'-O4'-C4'	-5.78	105.27	109.90
35	BB	788	U	C5'-C4'-O4'	-5.78	102.16	109.10
35	BB	1250	A	C4-N9-C1'	-5.78	115.89	126.30
36	BC	6	G	C5-N7-C8	-5.78	101.41	104.30
36	BC	97	U	C5'-C4'-C3'	5.78	125.25	116.00
40	BG	117	C	C4'-C3'-C2'	-5.78	96.82	102.60
85	AA	85	U	O5'-C5'-C4'	-5.78	100.71	111.70
85	AA	727	U	C4'-C3'-C2'	-5.78	96.82	102.60
85	AA	1105	G	N1-C6-O6	-5.78	116.43	119.90
85	AA	1511	C	C1'-O4'-C4'	-5.78	105.27	109.90
85	AA	1616	U	C2-N1-C1'	-5.78	110.76	117.70
85	AA	1854	U	C5-C4-O4	-5.78	122.43	125.90
85	AA	2119	C	P-O3'-C3'	5.78	126.64	119.70
26	AS	119	ARG	CB-CA-C	5.78	121.96	110.40
34	BA	245	U	N1-C2-N3	5.78	118.37	114.90
34	BA	1252	G	C4-N9-C1'	-5.78	118.98	126.50
35	BB	69	A	C5'-C4'-C3'	-5.78	106.75	116.00
85	AA	253	C	C5'-C4'-O4'	5.78	116.04	109.10
85	AA	596	A	P-O3'-C3'	-5.78	112.76	119.70
85	AA	2029	G	C4'-C3'-C2'	-5.78	96.82	102.60
34	BA	213	A	C4-N9-C1'	-5.78	115.90	126.30
34	BA	1408	C	N3-C2-O2	-5.78	117.85	121.90
34	BA	1837	U	N3-C4-O4	-5.78	115.35	119.40
35	BB	1112	U	P-O3'-C3'	5.78	126.64	119.70
35	BB	1244	U	P-O3'-C3'	-5.78	112.76	119.70
39	BF	56	C	C6-N1-C1'	5.78	127.74	120.80
40	BG	3	G	C3'-C2'-C1'	-5.78	96.88	101.50
41	BH	20	A	C4'-C3'-C2'	-5.78	96.82	102.60
41	BH	76	G	P-O3'-C3'	5.78	126.64	119.70
62	Bc	108	ARG	NE-CZ-NH1	5.78	123.19	120.30
85	AA	1209	U	C2-N3-C4	-5.78	123.53	127.00
85	AA	1292	A	C5'-C4'-C3'	-5.78	106.75	116.00
85	AA	1585	A	C1'-O4'-C4'	-5.78	105.28	109.90
85	AA	1845	G	O4'-C1'-N9	5.78	112.82	108.20
85	AA	1970	A	C4-N9-C1'	-5.78	115.90	126.30

Continued on next page...

Continued from previous page...

Mol	Chain	Res	Type	Atoms	Z	Observed(°)	Ideal(°)
5	A4	158	PHE	CA-CB-CG	-5.78	100.03	113.90
34	BA	47	U	C5'-C4'-C3'	5.78	125.25	116.00
34	BA	717	U	C2-N3-C4	-5.78	123.53	127.00
34	BA	744	G	O4'-C1'-N9	5.78	112.82	108.20
34	BA	770	G	C8-N9-C4	-5.78	104.09	106.40
35	BB	794	G	C4-N9-C1'	-5.78	118.99	126.50
35	BB	1080	U	C2-N1-C1'	-5.78	110.77	117.70
35	BB	1380	G	OP2-P-O3'	5.78	117.91	105.20
36	BC	139	A	C3'-C2'-C1'	-5.78	96.88	101.50
41	BH	130	G	C3'-C2'-C1'	-5.78	96.88	101.50
85	AA	1034	U	C1'-O4'-C4'	-5.78	105.28	109.90
85	AA	1058	G	C5'-C4'-O4'	5.78	116.03	109.10
85	AA	1573	A	C5-C6-N1	-5.78	114.81	117.70
14	AF	41	ARG	NE-CZ-NH2	-5.78	117.41	120.30
34	BA	376	U	C5'-C4'-O4'	5.78	116.03	109.10
34	BA	662	U	C5-C6-N1	-5.78	119.81	122.70
34	BA	805	A	O4'-C4'-C3'	-5.78	98.22	104.00
35	BB	112	G	N1-C6-O6	5.78	123.37	119.90
35	BB	131	A	C1'-O4'-C4'	-5.78	105.28	109.90
35	BB	662	G	C4-N9-C1'	-5.78	118.99	126.50
35	BB	1164	U	P-O3'-C3'	-5.78	112.77	119.70
35	BB	1374	U	O4'-C1'-N1	5.78	112.82	108.20
37	BD	39	C	P-O5'-C5'	-5.78	111.66	120.90
38	BE	174	U	C1'-O4'-C4'	-5.78	105.28	109.90
82	Bw	238	GLU	CA-CB-CG	5.78	126.11	113.40
85	AA	56	U	C5'-C4'-C3'	5.78	125.24	116.00
85	AA	157	G	N9-C1'-C2'	-5.78	105.64	112.00
85	AA	486	G	O4'-C1'-C2'	5.78	112.80	107.60
85	AA	570	U	C4'-C3'-C2'	-5.78	96.82	102.60
85	AA	716	G	N9-C1'-C2'	-5.78	105.64	112.00
85	AA	1103	A	C2'-C3'-O3'	5.78	122.94	113.70
85	AA	1213	U	N3-C2-O2	-5.78	118.16	122.20
85	AA	1342	C	C4'-C3'-C2'	-5.78	96.82	102.60
85	AA	1441	G	P-O5'-C5'	-5.78	111.66	120.90
85	AA	1837	U	P-O3'-C3'	-5.78	112.77	119.70
85	AA	2120	C	N1-C1'-C2'	-5.78	105.64	112.00
11	AC	124	PHE	CB-CA-C	-5.78	98.85	110.40
18	AJ	78	ARG	NE-CZ-NH1	5.78	123.19	120.30
34	BA	395	G	C5'-C4'-O4'	5.78	116.03	109.10
34	BA	487	A	C5-C6-N1	5.78	120.59	117.70
34	BA	522	C	C4'-C3'-C2'	-5.78	96.83	102.60
35	BB	448	G	C3'-C2'-C1'	-5.78	96.88	101.50

Continued on next page...

Continued from previous page...

Mol	Chain	Res	Type	Atoms	Z	Observed(°)	Ideal(°)
35	BB	836	U	N1-C2-N3	5.78	118.36	114.90
35	BB	1119	G	C4-N9-C1'	-5.78	118.99	126.50
35	BB	1366	C	O4'-C1'-N1	5.78	112.82	108.20
37	BD	3	G	C5'-C4'-C3'	-5.78	106.76	116.00
38	BE	206	G	O4'-C4'-C3'	-5.78	98.22	104.00
40	BG	139	U	C3'-C2'-C1'	-5.78	96.88	101.50
65	Bf	393	VAL	CB-CA-C	-5.78	100.43	111.40
85	AA	69	C	O4'-C1'-C2'	5.78	112.80	107.60
85	AA	378	A	O4'-C1'-N9	5.78	112.82	108.20
85	AA	718	C	P-O3'-C3'	-5.78	112.77	119.70
85	AA	824	C	N1-C1'-C2'	-5.78	105.65	112.00
85	AA	1066	U	O4'-C1'-N1	5.78	112.82	108.20
85	AA	1305	A	C3'-C2'-C1'	-5.78	96.88	101.50
85	AA	1713	A	C5'-C4'-C3'	-5.78	106.76	116.00
4	A3	231	HIS	CA-CB-CG	-5.77	103.78	113.60
24	AQ	75	ASP	N-CA-C	5.77	126.59	111.00
34	BA	1829	A	C5'-C4'-C3'	-5.77	106.76	116.00
35	BB	517	G	N1-C6-O6	-5.77	116.44	119.90
35	BB	566	A	C5-C6-N1	5.77	120.59	117.70
35	BB	1467	A	O4'-C4'-C3'	-5.77	98.23	104.00
36	BC	76	C	C1'-O4'-C4'	-5.77	105.28	109.90
77	Br	270	THR	CA-CB-OG1	5.77	121.12	109.00
85	AA	14	C	C3'-C2'-C1'	-5.77	96.88	101.50
85	AA	860	C	N1-C2-N3	5.77	123.24	119.20
85	AA	873	U	O3'-P-O5'	5.77	114.97	104.00
85	AA	1571	A	C4'-C3'-C2'	-5.77	96.83	102.60
85	AA	1732	G	C5-C6-N1	5.77	114.39	111.50
21	AM	119	ARG	N-CA-C	5.77	126.58	111.00
34	BA	554	A	N7-C8-N9	-5.77	110.91	113.80
34	BA	1616	A	N9-C4-C5	5.77	108.11	105.80
35	BB	849	A	O4'-C1'-N9	5.77	112.82	108.20
35	BB	1379	U	C4'-C3'-C2'	-5.77	96.83	102.60
35	BB	1487	G	N3-C4-C5	-5.77	125.71	128.60
36	BC	43	A	C3'-C2'-C1'	-5.77	96.88	101.50
36	BC	82	C	C5'-C4'-O4'	5.77	116.03	109.10
38	BE	119	U	C6-N1-C1'	5.77	129.28	121.20
47	BN	9	PRO	CA-N-CD	-5.77	103.42	111.50
85	AA	928	U	N3-C4-C5	5.77	118.06	114.60
86	AB	2	C	C6-N1-C2	-5.77	117.99	120.30
34	BA	85	C	O4'-C1'-N1	5.77	112.82	108.20
35	BB	444	U	C5-C6-N1	-5.77	119.81	122.70
37	BD	115	A	C1'-O4'-C4'	-5.77	105.28	109.90

Continued on next page...

Continued from previous page...

Mol	Chain	Res	Type	Atoms	Z	Observed(°)	Ideal(°)
41	BH	135	U	C2-N1-C1'	-5.77	110.78	117.70
45	BL	170	PHE	CB-CG-CD2	-5.77	116.76	120.80
64	Be	71	ARG	NE-CZ-NH2	-5.77	117.41	120.30
68	Bi	47	TYR	CB-CG-CD1	-5.77	117.54	121.00
85	AA	957	A	P-O3'-C3'	-5.77	112.77	119.70
85	AA	1198	U	C2-N1-C1'	-5.77	110.78	117.70
16	AH	131	ASP	N-CA-C	5.77	126.58	111.00
34	BA	63	A	C3'-C2'-C1'	-5.77	96.88	101.50
34	BA	523	A	C8-N9-C1'	5.77	138.09	127.70
34	BA	868	C	N1-C2-O2	5.77	122.36	118.90
34	BA	1397	C	C5-C6-N1	5.77	123.89	121.00
34	BA	1504	A	C8-N9-C4	-5.77	103.49	105.80
34	BA	1682	A	C8-N9-C4	-5.77	103.49	105.80
35	BB	560	C	C6-N1-C1'	5.77	127.72	120.80
35	BB	775	U	C1'-O4'-C4'	-5.77	105.28	109.90
35	BB	991	C	C4'-C3'-C2'	-5.77	96.83	102.60
35	BB	1014	U	C3'-C2'-C1'	-5.77	96.88	101.50
38	BE	69	C	O4'-C1'-N1	5.77	112.81	108.20
62	Bc	13	ARG	NE-CZ-NH1	5.77	123.19	120.30
85	AA	570	U	C6-N1-C2	-5.77	117.54	121.00
85	AA	752	C	O4'-C1'-N1	5.77	112.81	108.20
85	AA	1168	C	C5'-C4'-C3'	5.77	125.23	116.00
85	AA	1645	G	N1-C6-O6	5.77	123.36	119.90
85	AA	1730	C	O4'-C1'-N1	5.77	112.81	108.20
85	AA	1815	U	O4'-C1'-N1	5.77	112.82	108.20
85	AA	1916	A	C5-N7-C8	-5.77	101.02	103.90
4	A3	209	ARG	NE-CZ-NH1	5.77	123.18	120.30
11	AC	75	HIS	N-CA-CB	5.77	120.98	110.60
34	BA	186	G	O4'-C1'-N9	5.77	112.81	108.20
34	BA	407	A	O5'-P-OP2	-5.77	100.51	105.70
34	BA	544	U	C1'-O4'-C4'	-5.77	105.29	109.90
34	BA	567	U	O4'-C1'-N1	5.77	112.81	108.20
34	BA	922	C	C2-N3-C4	-5.77	117.02	119.90
34	BA	1421	A	C4'-C3'-C2'	5.77	108.37	102.60
35	BB	135	C	C1'-O4'-C4'	-5.77	105.28	109.90
35	BB	143	G	C4-N9-C1'	-5.77	119.00	126.50
35	BB	389	G	C5'-C4'-C3'	-5.77	106.77	116.00
35	BB	637	G	N7-C8-N9	5.77	115.98	113.10
35	BB	812	G	C3'-C2'-C1'	-5.77	96.89	101.50
35	BB	1178	A	C1'-O4'-C4'	-5.77	105.29	109.90
36	BC	15	G	C1'-O4'-C4'	-5.77	105.29	109.90
36	BC	21	U	O4'-C1'-C2'	5.77	112.79	107.60

Continued on next page...

Continued from previous page...

Mol	Chain	Res	Type	Atoms	Z	Observed(°)	Ideal(°)
36	BC	23	G	C3'-C2'-C1'	-5.77	96.89	101.50
40	BG	30	C	C2'-C3'-O3'	5.77	122.93	113.70
48	BO	28	ASP	CB-CG-OD1	5.77	123.49	118.30
59	BZ	111	ARG	NE-CZ-NH1	5.77	123.18	120.30
65	Bf	406	ARG	CD-NE-CZ	5.77	131.67	123.60
85	AA	324	U	O4'-C1'-N1	5.77	112.81	108.20
85	AA	534	A	C5'-C4'-C3'	5.77	125.23	116.00
85	AA	538	A	P-O5'-C5'	5.77	130.13	120.90
85	AA	764	U	C5'-C4'-C3'	-5.77	106.77	116.00
85	AA	922	A	C8-N9-C4	5.77	108.11	105.80
85	AA	1540	A	O3'-P-O5'	-5.77	93.04	104.00
85	AA	1708	A	C4-N9-C1'	-5.77	115.92	126.30
85	AA	1734	A	C6-N1-C2	-5.77	115.14	118.60
85	AA	1811	C	N3-C4-N4	5.77	122.04	118.00
16	AH	91	ARG	NE-CZ-NH1	5.77	123.18	120.30
34	BA	398	G	C4-N9-C1'	-5.77	119.00	126.50
34	BA	749	G	P-O5'-C5'	-5.77	111.67	120.90
34	BA	1001	G	P-O3'-C3'	-5.77	112.78	119.70
34	BA	1565	U	O4'-C1'-N1	5.77	112.81	108.20
34	BA	1591	G	O5'-C5'-C4'	-5.77	100.75	111.70
34	BA	1647	G	O5'-C5'-C4'	-5.77	100.75	111.70
34	BA	1727	A	C5-C6-N6	5.77	128.31	123.70
35	BB	436	G	C2-N3-C4	-5.77	109.02	111.90
35	BB	588	A	C4'-C3'-C2'	-5.77	96.83	102.60
35	BB	755	A	O4'-C1'-N9	5.77	112.81	108.20
35	BB	787	A	O4'-C1'-C2'	5.77	112.79	107.60
40	BG	108	G	P-O3'-C3'	-5.77	112.78	119.70
85	AA	1004	G	P-O5'-C5'	5.77	130.12	120.90
85	AA	2057	G	C5'-C4'-O4'	5.77	116.02	109.10
34	BA	11	U	C5-C6-N1	-5.76	119.82	122.70
34	BA	120	A	OP1-P-OP2	-5.76	110.95	119.60
35	BB	1053	G	N9-C4-C5	-5.76	103.09	105.40
35	BB	1306	G	N9-C1'-C2'	-5.76	105.66	112.00
36	BC	162	C	C4'-C3'-C2'	-5.76	96.83	102.60
37	BD	115	A	C5-C6-N6	-5.76	119.09	123.70
38	BE	36	U	C5'-C4'-O4'	-5.76	102.18	109.10
38	BE	56	U	C5'-C4'-C3'	5.76	125.22	116.00
39	BF	32	G	C8-N9-C1'	-5.76	119.51	127.00
39	BF	37	C	C5-C6-N1	5.76	123.88	121.00
40	BG	4	A	C5-C6-N6	5.76	128.31	123.70
41	BH	2	U	C2-N3-C4	-5.76	123.54	127.00
85	AA	169	G	C4-N9-C1'	-5.76	119.01	126.50

Continued on next page...

Continued from previous page...

Mol	Chain	Res	Type	Atoms	Z	Observed(°)	Ideal(°)
85	AA	463	G	C8-N9-C4	5.76	108.71	106.40
85	AA	538	A	C8-N9-C1'	-5.76	117.33	127.70
85	AA	648	G	C1'-O4'-C4'	-5.76	105.29	109.90
85	AA	1272	G	O4'-C1'-N9	5.76	112.81	108.20
85	AA	1846	G	C4-N9-C1'	5.76	134.00	126.50
85	AA	1915	C	O4'-C1'-N1	5.76	112.81	108.20
85	AA	2019	G	C5-C6-O6	-5.76	125.14	128.60
85	AA	2089	G	O3'-P-O5'	5.76	114.95	104.00
34	BA	62	A	C8-N9-C4	5.76	108.11	105.80
34	BA	1105	A	O3'-P-O5'	-5.76	93.05	104.00
38	BE	58	U	N1-C2-N3	-5.76	111.44	114.90
39	BF	51	C	O4'-C4'-C3'	5.76	110.71	106.10
80	Bu	15	ARG	NE-CZ-NH2	-5.76	117.42	120.30
85	AA	596	A	O4'-C1'-N9	5.76	112.81	108.20
85	AA	767	A	O4'-C1'-C2'	5.76	112.79	107.60
85	AA	1480	C	C1'-O4'-C4'	-5.76	105.29	109.90
85	AA	1984	A	N9-C1'-C2'	-5.76	105.66	112.00
2	A1	206	ARG	NE-CZ-NH2	-5.76	117.42	120.30
34	BA	3	G	C5'-C4'-O4'	-5.76	102.19	109.10
34	BA	429	G	N1-C6-O6	5.76	123.36	119.90
34	BA	668	G	C4-N9-C1'	5.76	133.99	126.50
34	BA	903	C	C4'-C3'-C2'	5.76	108.36	102.60
34	BA	913	U	O4'-C1'-N1	5.76	112.81	108.20
34	BA	1241	U	C5'-C4'-C3'	5.76	125.22	116.00
34	BA	1559	C	P-O3'-C3'	-5.76	112.78	119.70
34	BA	1734	U	C6-N1-C2	-5.76	117.54	121.00
35	BB	566	A	C5'-C4'-O4'	5.76	116.02	109.10
35	BB	1066	G	P-O3'-C3'	-5.76	112.79	119.70
41	BH	63	G	N3-C4-N9	5.76	129.46	126.00
80	Bu	164	ARG	NE-CZ-NH1	5.76	123.18	120.30
85	AA	1	G	O4'-C4'-C3'	-5.76	98.24	104.00
85	AA	608	A	C2-N3-C4	5.76	113.48	110.60
85	AA	754	C	P-O3'-C3'	5.76	126.61	119.70
85	AA	755	G	C5-C6-O6	-5.76	125.14	128.60
85	AA	1631	C	O4'-C1'-N1	5.76	112.81	108.20
85	AA	1815	U	P-O3'-C3'	-5.76	112.79	119.70
85	AA	2208	G	N7-C8-N9	5.76	115.98	113.10
34	BA	114	U	C2-N3-C4	-5.76	123.54	127.00
34	BA	240	C	C3'-C2'-C1'	-5.76	96.89	101.50
34	BA	352	G	C5-C6-N1	5.76	114.38	111.50
34	BA	576	C	O5'-P-OP1	5.76	117.61	110.70
34	BA	633	G	OP1-P-O3'	5.76	117.87	105.20

Continued on next page...

Continued from previous page...

Mol	Chain	Res	Type	Atoms	Z	Observed(°)	Ideal(°)
34	BA	680	C	C5'-C4'-O4'	5.76	116.01	109.10
34	BA	688	G	C6-N1-C2	-5.76	121.64	125.10
34	BA	1559	C	N1-C2-O2	5.76	122.36	118.90
35	BB	42	A	P-O5'-C5'	5.76	130.11	120.90
35	BB	88	U	O3'-P-O5'	5.76	114.94	104.00
35	BB	498	G	C1'-O4'-C4'	-5.76	105.29	109.90
35	BB	565	U	C2-N1-C1'	5.76	124.61	117.70
35	BB	687	C	O5'-C5'-C4'	-5.76	100.75	111.70
35	BB	711	C	O4'-C1'-N1	5.76	112.81	108.20
35	BB	799	A	C6-N1-C2	-5.76	115.14	118.60
35	BB	807	U	P-O5'-C5'	5.76	130.12	120.90
35	BB	854	G	C8-N9-C4	-5.76	104.10	106.40
36	BC	49	G	N3-C2-N2	5.76	123.93	119.90
39	BF	19	A	C5'-C4'-O4'	5.76	116.01	109.10
41	BH	133	U	O5'-C5'-C4'	-5.76	100.76	111.70
47	BN	44	ARG	CA-CB-CG	5.76	126.07	113.40
85	AA	119	G	N3-C2-N2	-5.76	115.87	119.90
85	AA	365	G	O4'-C4'-C3'	-5.76	98.24	104.00
85	AA	651	G	N1-C6-O6	5.76	123.36	119.90
85	AA	1858	G	O4'-C1'-N9	5.76	112.81	108.20
18	AJ	43	LYS	CB-CA-C	-5.76	98.89	110.40
34	BA	710	A	O4'-C1'-N9	5.76	112.81	108.20
34	BA	1366	C	C2-N1-C1'	5.76	125.13	118.80
34	BA	1489	U	C1'-O4'-C4'	-5.76	105.29	109.90
40	BG	168	A	C2'-C3'-O3'	5.76	122.91	113.70
85	AA	1570	A	O4'-C1'-N9	5.76	112.81	108.20
85	AA	2114	U	C2-N1-C1'	-5.76	110.79	117.70
85	AA	2163	G	O4'-C1'-N9	5.76	112.81	108.20
8	A7	81	PHE	CB-CG-CD2	-5.76	116.77	120.80
34	BA	39	C	P-O3'-C3'	-5.76	112.79	119.70
34	BA	233	U	C6-N1-C1'	5.76	129.26	121.20
34	BA	758	G	C5'-C4'-O4'	5.76	116.01	109.10
34	BA	878	G	C4-N9-C1'	-5.76	119.02	126.50
34	BA	908	G	C4-N9-C1'	-5.76	119.02	126.50
34	BA	955	G	P-O3'-C3'	-5.76	112.79	119.70
34	BA	1826	C	P-O5'-C5'	5.76	130.11	120.90
35	BB	824	C	C3'-C2'-C1'	-5.76	96.89	101.50
35	BB	1174	C	O4'-C1'-N1	5.76	112.81	108.20
41	BH	57	A	C8-N9-C1'	5.76	138.06	127.70
85	AA	10	G	P-O5'-C5'	-5.76	111.69	120.90
85	AA	453	G	C2'-C3'-O3'	5.76	122.91	113.70
85	AA	1026	U	C5'-C4'-O4'	5.76	116.01	109.10

Continued on next page...

Continued from previous page...

Mol	Chain	Res	Type	Atoms	Z	Observed(°)	Ideal(°)
85	AA	1392	C	O4'-C1'-N1	5.76	112.81	108.20
36	BC	126	G	C3'-C2'-C1'	-5.75	96.90	101.50
38	BE	116	U	C3'-C2'-C1'	-5.75	96.90	101.50
40	BG	13	A	C4'-C3'-C2'	-5.75	96.84	102.60
85	AA	1191	G	C8-N9-C4	5.75	108.70	106.40
85	AA	1248	U	N3-C2-O2	-5.75	118.17	122.20
34	BA	572	G	C5'-C4'-O4'	-5.75	102.19	109.10
34	BA	877	U	N1-C2-O2	5.75	126.83	122.80
34	BA	983	A	C4'-C3'-C2'	5.75	108.35	102.60
34	BA	1381	A	O4'-C1'-N9	5.75	112.80	108.20
34	BA	1450	G	C1'-O4'-C4'	-5.75	105.30	109.90
35	BB	535	U	C3'-C2'-C1'	-5.75	96.90	101.50
35	BB	1046	C	N3-C2-O2	-5.75	117.87	121.90
35	BB	1084	A	C5'-C4'-C3'	-5.75	106.80	116.00
35	BB	1462	G	C8-N9-C4	-5.75	104.10	106.40
53	BT	110	ARG	NE-CZ-NH2	-5.75	117.42	120.30
54	BU	34	PHE	CB-CG-CD1	-5.75	116.77	120.80
54	BU	74	VAL	CB-CA-C	-5.75	100.47	111.40
83	Bx	46	ASP	N-CA-C	5.75	126.53	111.00
85	AA	24	U	O4'-C1'-C2'	5.75	112.78	107.60
85	AA	343	U	O4'-C1'-N1	5.75	112.80	108.20
85	AA	486	G	C2-N3-C4	5.75	114.78	111.90
85	AA	522	A	O4'-C1'-N9	5.75	112.80	108.20
85	AA	716	G	C3'-C2'-C1'	-5.75	96.90	101.50
85	AA	766	G	N1-C6-O6	-5.75	116.45	119.90
85	AA	1204	A	P-O5'-C5'	-5.75	111.70	120.90
85	AA	1499	G	C8-N9-C4	5.75	108.70	106.40
85	AA	1681	G	P-O5'-C5'	-5.75	111.69	120.90
85	AA	2251	U	C6-N1-C2	-5.75	117.55	121.00
86	AB	24	G	C8-N9-C4	-5.75	104.10	106.40
34	BA	295	G	C5-C6-N1	5.75	114.38	111.50
34	BA	616	G	O3'-P-O5'	5.75	114.93	104.00
34	BA	1752	A	C4-N9-C1'	-5.75	115.95	126.30
35	BB	392	G	N1-C2-N2	-5.75	111.02	116.20
35	BB	450	A	N1-C2-N3	-5.75	126.42	129.30
35	BB	621	C	C6-N1-C1'	5.75	127.70	120.80
35	BB	870	C	C2-N3-C4	-5.75	117.03	119.90
35	BB	976	U	O5'-P-OP2	-5.75	100.52	105.70
36	BC	81	U	C2'-C3'-O3'	5.75	122.90	113.70
37	BD	50	A	O4'-C1'-C2'	5.75	112.78	107.60
40	BG	73	U	C5-C6-N1	-5.75	119.82	122.70
85	AA	164	G	P-O3'-C3'	-5.75	112.80	119.70

Continued on next page...

Continued from previous page...

Mol	Chain	Res	Type	Atoms	Z	Observed(°)	Ideal(°)
85	AA	186	U	C2-N1-C1'	-5.75	110.80	117.70
85	AA	444	U	O5'-P-OP2	5.75	117.60	110.70
85	AA	585	G	N7-C8-N9	-5.75	110.22	113.10
85	AA	674	U	N3-C2-O2	-5.75	118.17	122.20
85	AA	888	A	O4'-C1'-N9	5.75	112.80	108.20
85	AA	1060	U	P-O3'-C3'	5.75	126.60	119.70
34	BA	374	U	C5'-C4'-C3'	-5.75	106.80	116.00
39	BF	63	U	C3'-C2'-C1'	5.75	106.10	101.50
42	BI	113	SER	N-CA-CB	5.75	119.12	110.50
8	A7	136	TRP	CB-CG-CD2	-5.75	119.13	126.60
34	BA	268	U	N1-C1'-C2'	-5.75	105.68	112.00
34	BA	483	A	P-O3'-C3'	5.75	126.60	119.70
34	BA	528	C	O4'-C1'-N1	5.75	112.80	108.20
34	BA	610	A	O3'-P-O5'	-5.75	93.08	104.00
34	BA	1279	U	C2-N3-C4	-5.75	123.55	127.00
34	BA	1538	G	N9-C4-C5	5.75	107.70	105.40
35	BB	36	U	O5'-C5'-C4'	-5.75	100.78	111.70
35	BB	518	G	C3'-C2'-C1'	-5.75	96.90	101.50
35	BB	809	U	O4'-C1'-N1	5.75	112.80	108.20
35	BB	994	A	C4-C5-C6	-5.75	114.12	117.00
35	BB	1240	A	N1-C6-N6	-5.75	115.15	118.60
35	BB	1390	U	P-O3'-C3'	5.75	126.60	119.70
35	BB	1488	G	C5'-C4'-C3'	-5.75	106.80	116.00
41	BH	117	U	O3'-P-O5'	5.75	114.92	104.00
41	BH	134	U	C3'-C2'-C1'	-5.75	96.90	101.50
69	Bj	8	TYR	CA-CB-CG	-5.75	102.48	113.40
85	AA	267	U	O4'-C1'-C2'	-5.75	100.05	105.80
85	AA	570	U	C2-N1-C1'	-5.75	110.80	117.70
85	AA	646	C	N1-C2-O2	5.75	122.35	118.90
85	AA	1416	U	O4'-C1'-N1	5.75	112.80	108.20
85	AA	1506	U	C6-N1-C2	-5.75	117.55	121.00
85	AA	1681	G	C4-N9-C1'	-5.75	119.03	126.50
85	AA	2020	C	C6-N1-C2	-5.75	118.00	120.30
34	BA	298	G	P-O5'-C5'	-5.75	111.71	120.90
34	BA	700	G	C5-C6-N1	5.75	114.37	111.50
34	BA	701	G	O4'-C1'-C2'	5.75	112.77	107.60
34	BA	851	C	C2-N3-C4	-5.75	117.03	119.90
34	BA	1249	G	N1-C2-N2	-5.75	111.03	116.20
34	BA	1269	C	C1'-O4'-C4'	-5.75	105.30	109.90
34	BA	1444	G	O4'-C1'-N9	5.75	112.80	108.20
34	BA	1523	U	N3-C2-O2	-5.75	118.18	122.20
35	BB	22	A	N9-C1'-C2'	-5.75	105.68	112.00

Continued on next page...

Continued from previous page...

Mol	Chain	Res	Type	Atoms	Z	Observed(°)	Ideal(°)
35	BB	253	G	O4'-C1'-N9	5.75	112.80	108.20
35	BB	778	A	C8-N9-C4	5.75	108.10	105.80
35	BB	1068	G	C5-C6-O6	-5.75	125.15	128.60
35	BB	1097	U	P-O3'-C3'	-5.75	112.80	119.70
35	BB	1523	U	C6-N1-C1'	5.75	129.25	121.20
36	BC	23	G	N3-C4-C5	-5.75	125.73	128.60
38	BE	106	C	C5-C4-N4	-5.75	116.18	120.20
40	BG	109	C	N3-C2-O2	-5.75	117.88	121.90
80	Bu	107	ARG	NE-CZ-NH1	5.75	123.17	120.30
85	AA	654	A	C4-C5-C6	-5.75	114.13	117.00
85	AA	693	A	C8-N9-C4	-5.75	103.50	105.80
85	AA	697	G	P-O3'-C3'	5.75	126.59	119.70
85	AA	1280	U	C5'-C4'-C3'	5.75	125.19	116.00
85	AA	1991	C	C2'-C3'-O3'	5.75	122.90	113.70
85	AA	2121	G	O3'-P-O5'	5.75	114.92	104.00
5	A4	188	PHE	CA-CB-CG	-5.75	100.11	113.90
34	BA	554	A	C5-C6-N6	-5.75	119.10	123.70
34	BA	649	A	N1-C6-N6	5.75	122.05	118.60
34	BA	1352	G	C4-N9-C1'	-5.75	119.03	126.50
41	BH	63	G	C4-C5-C6	5.75	122.25	118.80
85	AA	1354	A	P-O3'-C3'	5.75	126.59	119.70
85	AA	1449	C	C6-N1-C1'	5.75	127.69	120.80
85	AA	1753	A	O4'-C1'-N9	5.75	112.80	108.20
1	A0	111	ARG	CG-CD-NE	-5.74	99.74	111.80
27	AT	69	THR	CA-CB-CG2	-5.74	104.36	112.40
31	AX	55	ARG	NE-CZ-NH1	5.74	123.17	120.30
34	BA	289	A	N1-C2-N3	-5.74	126.43	129.30
34	BA	741	A	N9-C1'-C2'	-5.74	105.68	112.00
34	BA	1193	A	P-O5'-C5'	5.74	130.09	120.90
34	BA	1376	U	O4'-C1'-N1	5.74	112.80	108.20
34	BA	1550	G	N9-C1'-C2'	-5.74	105.68	112.00
35	BB	153	G	N1-C6-O6	5.74	123.35	119.90
35	BB	746	A	C5'-C4'-C3'	-5.74	106.81	116.00
35	BB	773	G	P-O5'-C5'	-5.74	111.71	120.90
35	BB	878	G	C8-N9-C1'	5.74	134.47	127.00
36	BC	37	U	P-O3'-C3'	-5.74	112.81	119.70
37	BD	59	G	C8-N9-C1'	5.74	134.47	127.00
38	BE	177	U	C1'-O4'-C4'	-5.74	105.31	109.90
40	BG	111	C	N1-C2-O2	5.74	122.35	118.90
50	BQ	175	HIS	N-CA-CB	5.74	120.94	110.60
73	Bn	28	HIS	CB-CA-C	-5.74	98.91	110.40
85	AA	310	U	C6-N1-C1'	5.74	129.24	121.20

Continued on next page...

Continued from previous page...

Mol	Chain	Res	Type	Atoms	Z	Observed(°)	Ideal(°)
85	AA	714	U	N1-C2-O2	5.74	126.82	122.80
85	AA	962	U	C3'-C2'-C1'	-5.74	96.91	101.50
85	AA	2042	G	P-O5'-C5'	-5.74	111.71	120.90
86	AB	57	G	C8-N9-C4	5.74	108.70	106.40
34	BA	30	A	O5'-C5'-C4'	-5.74	100.79	111.70
34	BA	689	C	C2-N3-C4	-5.74	117.03	119.90
34	BA	709	C	N3-C2-O2	-5.74	117.88	121.90
34	BA	955	G	C5'-C4'-C3'	-5.74	106.81	116.00
34	BA	1249	G	N3-C4-C5	-5.74	125.73	128.60
34	BA	1482	A	O4'-C1'-C2'	5.74	112.77	107.60
34	BA	1739	G	C5-N7-C8	-5.74	101.43	104.30
34	BA	1820	G	C5'-C4'-C3'	5.74	125.19	116.00
37	BD	19	C	C6-N1-C2	-5.74	118.00	120.30
40	BG	8	U	P-O5'-C5'	5.74	130.09	120.90
73	Bn	28	HIS	CA-CB-CG	-5.74	103.84	113.60
85	AA	1372	C	C5'-C4'-C3'	-5.74	106.81	116.00
11	AC	73	TYR	CB-CA-C	5.74	121.88	110.40
34	BA	262	A	C4-C5-C6	-5.74	114.13	117.00
34	BA	373	G	N9-C1'-C2'	-5.74	105.69	112.00
34	BA	762	A	C2'-C3'-O3'	5.74	122.88	113.70
34	BA	825	G	C3'-C2'-C1'	-5.74	96.91	101.50
34	BA	1823	A	P-O5'-C5'	5.74	130.09	120.90
35	BB	80	C	N3-C4-N4	-5.74	113.98	118.00
35	BB	397	C	N3-C4-N4	-5.74	113.98	118.00
35	BB	416	U	P-O3'-C3'	-5.74	112.81	119.70
35	BB	679	G	O4'-C1'-N9	5.74	112.79	108.20
35	BB	900	C	P-O5'-C5'	5.74	130.08	120.90
37	BD	18	G	C1'-O4'-C4'	-5.74	105.31	109.90
37	BD	45	U	C6-N1-C2	-5.74	117.56	121.00
47	BN	103	ASP	CB-CG-OD1	-5.74	113.13	118.30
62	Bc	75	LEU	N-CA-C	-5.74	95.50	111.00
81	Bv	47	ARG	NE-CZ-NH1	5.74	123.17	120.30
85	AA	1047	G	C4-N9-C1'	-5.74	119.04	126.50
85	AA	1295	G	O3'-P-O5'	5.74	114.91	104.00
85	AA	1299	A	C4-N9-C1'	-5.74	115.97	126.30
85	AA	2145	G	C5-C6-O6	-5.74	125.16	128.60
85	AA	2202	G	N1-C2-N2	-5.74	111.03	116.20
26	AS	105	PHE	CB-CA-C	-5.74	98.92	110.40
34	BA	6	C	O4'-C1'-C2'	5.74	112.77	107.60
34	BA	425	G	C4'-C3'-C2'	-5.74	96.86	102.60
34	BA	570	G	C6-C5-N7	-5.74	126.96	130.40
34	BA	854	A	C5-C6-N6	-5.74	119.11	123.70

Continued on next page...

Continued from previous page...

Mol	Chain	Res	Type	Atoms	Z	Observed(°)	Ideal(°)
34	BA	1481	U	O4'-C1'-N1	5.74	112.79	108.20
34	BA	1714	A	N1-C6-N6	-5.74	115.16	118.60
35	BB	399	A	C5-C6-N6	-5.74	119.11	123.70
35	BB	466	A	C5-C6-N6	5.74	128.29	123.70
35	BB	643	G	C5'-C4'-C3'	-5.74	106.82	116.00
35	BB	717	A	C6-N1-C2	-5.74	115.16	118.60
35	BB	880	G	N1-C6-O6	5.74	123.34	119.90
54	BU	56	TYR	CB-CG-CD2	-5.74	117.56	121.00
85	AA	486	G	C5-C6-N1	5.74	114.37	111.50
85	AA	508	C	O3'-P-O5'	-5.74	93.10	104.00
85	AA	766	G	C5'-C4'-O4'	5.74	115.99	109.10
85	AA	813	G	C3'-C2'-C1'	-5.74	96.91	101.50
85	AA	836	A	C5'-C4'-O4'	5.74	115.99	109.10
85	AA	1084	A	C5-C6-N6	5.74	128.29	123.70
85	AA	1620	G	O4'-C1'-N9	5.74	112.79	108.20
85	AA	1703	A	O5'-C5'-C4'	-5.74	100.80	111.70
85	AA	1883	C	C6-N1-C2	-5.74	118.00	120.30
85	AA	1886	U	O4'-C1'-N1	5.74	112.79	108.20
86	AB	17	C	C5'-C4'-O4'	5.74	115.99	109.10
86	AB	38	A	C5'-C4'-C3'	-5.74	106.82	116.00
34	BA	561	U	C5-C4-O4	-5.74	122.46	125.90
34	BA	628	U	C2-N3-C4	-5.74	123.56	127.00
35	BB	431	U	C4'-C3'-C2'	5.74	108.34	102.60
38	BE	89	G	C3'-C2'-C1'	-5.74	96.91	101.50
38	BE	206	G	N1-C6-O6	5.74	123.34	119.90
85	AA	123	A	C5-C6-N6	-5.74	119.11	123.70
85	AA	743	C	C5'-C4'-O4'	-5.74	102.22	109.10
85	AA	838	G	C5-C6-N1	5.74	114.37	111.50
85	AA	1378	U	O4'-C1'-N1	5.74	112.79	108.20
34	BA	102	G	C5-C6-O6	5.74	132.04	128.60
34	BA	591	G	OP2-P-O3'	5.74	117.82	105.20
34	BA	769	U	OP1-P-O3'	5.74	117.82	105.20
34	BA	791	A	O4'-C1'-N9	5.74	112.79	108.20
34	BA	1496	G	C6-C5-N7	-5.74	126.96	130.40
34	BA	1656	A	N7-C8-N9	-5.74	110.93	113.80
35	BB	463	C	N3-C2-O2	-5.74	117.89	121.90
35	BB	910	C	O4'-C1'-N1	5.74	112.79	108.20
35	BB	1002	G	O4'-C1'-N9	5.74	112.79	108.20
35	BB	1057	G	O5'-C5'-C4'	-5.74	100.80	111.70
35	BB	1207	C	N3-C4-C5	-5.74	119.61	121.90
35	BB	1217	C	C5'-C4'-C3'	-5.74	106.82	116.00
36	BC	42	G	C8-N9-C1'	5.74	134.46	127.00

Continued on next page...

Continued from previous page...

Mol	Chain	Res	Type	Atoms	Z	Observed(°)	Ideal(°)
38	BE	139	U	N3-C2-O2	-5.74	118.19	122.20
83	Bx	198	ARG	NE-CZ-NH1	5.74	123.17	120.30
85	AA	496	C	C1'-O4'-C4'	-5.74	105.31	109.90
85	AA	1762	G	C4'-C3'-C2'	-5.74	96.86	102.60
85	AA	2195	A	C8-N9-C1'	5.74	138.03	127.70
34	BA	88	C	C6-N1-C1'	5.73	127.68	120.80
34	BA	940	C	C6-N1-C1'	5.73	127.68	120.80
34	BA	1470	G	P-O3'-C3'	5.73	126.58	119.70
34	BA	1742	G	N3-C2-N2	5.73	123.91	119.90
35	BB	834	U	C5-C6-N1	5.73	125.57	122.70
38	BE	112	G	C8-N9-C1'	5.73	134.45	127.00
39	BF	56	C	C5'-C4'-C3'	5.73	125.17	116.00
40	BG	22	G	C3'-C2'-C1'	-5.73	96.91	101.50
40	BG	43	U	O3'-P-O5'	5.73	114.89	104.00
47	BN	156	SER	N-CA-CB	5.73	119.10	110.50
85	AA	120	C	C6-N1-C2	-5.73	118.01	120.30
85	AA	1156	A	C5-C6-N6	-5.73	119.11	123.70
85	AA	1696	U	C4'-C3'-C2'	-5.73	96.87	102.60
85	AA	2216	A	O3'-P-O5'	5.73	114.89	104.00
23	AP	60	SER	N-CA-CB	5.73	119.10	110.50
25	AR	53	THR	N-CA-C	-5.73	95.52	111.00
34	BA	1	C	O4'-C1'-N1	5.73	112.79	108.20
34	BA	467	A	P-O3'-C3'	-5.73	112.82	119.70
34	BA	995	A	P-O3'-C3'	-5.73	112.82	119.70
34	BA	1573	C	P-O5'-C5'	5.73	130.07	120.90
34	BA	1606	A	C1'-O4'-C4'	-5.73	105.31	109.90
35	BB	53	C	C5'-C4'-C3'	5.73	125.17	116.00
35	BB	440	U	C3'-C2'-C1'	-5.73	96.91	101.50
35	BB	483	C	P-O5'-C5'	5.73	130.07	120.90
35	BB	1282	G	C6-N1-C2	-5.73	121.66	125.10
35	BB	1430	G	P-O3'-C3'	-5.73	112.82	119.70
38	BE	53	U	P-O3'-C3'	-5.73	112.82	119.70
40	BG	128	U	C2-N1-C1'	-5.73	110.82	117.70
59	BZ	24	ARG	NE-CZ-NH2	-5.73	117.43	120.30
84	By	4	LYS	C-N-CA	5.73	136.03	121.70
85	AA	274	A	C3'-C2'-C1'	-5.73	96.91	101.50
85	AA	381	A	C4-N9-C1'	-5.73	115.98	126.30
85	AA	451	G	C4-N9-C1'	-5.73	119.05	126.50
85	AA	543	A	C8-N9-C4	5.73	108.09	105.80
85	AA	764	U	C6-N1-C2	5.73	124.44	121.00
85	AA	936	C	C6-N1-C1'	5.73	127.68	120.80
85	AA	1163	G	C3'-C2'-C1'	-5.73	96.91	101.50

Continued on next page...

Continued from previous page...

Mol	Chain	Res	Type	Atoms	Z	Observed(°)	Ideal(°)
85	AA	2010	C	P-O3'-C3'	-5.73	112.82	119.70
85	AA	2046	G	C5'-C4'-C3'	-5.73	106.83	116.00
86	AB	63	G	C3'-C2'-C1'	-5.73	96.91	101.50
34	BA	863	G	C5-C6-O6	5.73	132.04	128.60
34	BA	1098	G	C8-N9-C4	5.73	108.69	106.40
34	BA	1211	G	C2'-C3'-O3'	5.73	122.87	113.70
34	BA	1738	G	C4-N9-C1'	-5.73	119.05	126.50
35	BB	512	C	O5'-P-OP2	-5.73	100.54	105.70
35	BB	1124	G	P-O3'-C3'	-5.73	112.82	119.70
35	BB	1220	A	N1-C6-N6	5.73	122.04	118.60
37	BD	21	G	N3-C2-N2	5.73	123.91	119.90
39	BF	48	G	C3'-C2'-C1'	-5.73	96.92	101.50
41	BH	111	U	N3-C4-O4	-5.73	115.39	119.40
41	BH	114	G	C4'-C3'-C2'	5.73	108.33	102.60
47	BN	9	PRO	N-CA-C	5.73	127.00	112.10
53	BT	88	ARG	CG-CD-NE	-5.73	99.77	111.80
85	AA	1496	U	C2-N1-C1'	-5.73	110.82	117.70
34	BA	837	U	C5-C4-O4	-5.73	122.46	125.90
34	BA	1198	U	O4'-C1'-N1	5.73	112.78	108.20
34	BA	1212	A	C6-N1-C2	-5.73	115.16	118.60
34	BA	1488	C	O4'-C1'-C2'	5.73	112.76	107.60
34	BA	1577	U	O5'-C5'-C4'	-5.73	100.81	111.70
35	BB	1268	C	C3'-C2'-C1'	-5.73	96.92	101.50
38	BE	40	C	N1-C1'-C2'	-5.73	105.70	112.00
48	BO	131	VAL	CG1-CB-CG2	5.73	120.07	110.90
85	AA	1334	C	O4'-C1'-N1	5.73	112.78	108.20
85	AA	1799	C	C5'-C4'-O4'	5.73	115.97	109.10
31	AX	98	MET	CB-CA-C	-5.73	98.94	110.40
34	BA	168	U	C3'-C2'-C1'	-5.73	96.92	101.50
34	BA	277	A	C8-N9-C4	5.73	108.09	105.80
34	BA	531	C	C1'-O4'-C4'	-5.73	105.32	109.90
34	BA	1099	U	P-O5'-C5'	-5.73	111.73	120.90
34	BA	1330	G	C5-C6-O6	-5.73	125.16	128.60
34	BA	1409	A	C4-N9-C1'	-5.73	115.99	126.30
34	BA	1728	G	N1-C2-N2	-5.73	111.05	116.20
35	BB	499	A	C8-N9-C4	5.73	108.09	105.80
35	BB	552	C	O5'-C5'-C4'	-5.73	100.82	111.70
35	BB	650	A	P-O5'-C5'	5.73	130.06	120.90
36	BC	134	G	N3-C4-C5	-5.73	125.74	128.60
41	BH	104	U	C2-N1-C1'	-5.73	110.83	117.70
85	AA	1328	U	C2-N1-C1'	5.73	124.57	117.70
34	BA	398	G	O4'-C1'-N9	5.73	112.78	108.20

Continued on next page...

Continued from previous page...

Mol	Chain	Res	Type	Atoms	Z	Observed(°)	Ideal(°)
34	BA	872	U	O5'-P-OP2	5.73	117.57	110.70
34	BA	1710	C	OP1-P-O3'	5.73	117.80	105.20
35	BB	105	U	O4'-C1'-N1	5.73	112.78	108.20
35	BB	1038	G	O3'-P-O5'	-5.73	93.12	104.00
77	Br	206	PRO	N-CA-C	5.73	126.99	112.10
85	AA	496	C	C2-N3-C4	5.73	122.76	119.90
34	BA	265	A	P-O3'-C3'	5.72	126.57	119.70
34	BA	471	U	C2'-C3'-O3'	5.72	122.86	113.70
34	BA	799	A	C5'-C4'-C3'	5.72	125.16	116.00
34	BA	941	G	C5-C6-N1	5.72	114.36	111.50
34	BA	1033	G	C3'-C2'-C1'	-5.72	96.92	101.50
34	BA	1458	A	O5'-C5'-C4'	5.72	122.58	111.70
35	BB	416	U	N1-C1'-C2'	-5.72	105.70	112.00
35	BB	811	C	C3'-C2'-C1'	-5.72	96.92	101.50
36	BC	119	G	C4-N9-C1'	-5.72	119.06	126.50
76	Bq	30	ARG	CG-CD-NE	-5.72	99.78	111.80
85	AA	286	C	C1'-O4'-C4'	-5.72	105.32	109.90
85	AA	994	A	C5'-C4'-O4'	5.72	115.97	109.10
85	AA	1255	C	C5'-C4'-C3'	-5.72	106.84	116.00
34	BA	77	C	N1-C2-O2	5.72	122.33	118.90
34	BA	252	A	P-O3'-C3'	-5.72	112.83	119.70
34	BA	617	G	C8-N9-C1'	5.72	134.44	127.00
34	BA	1146	U	O4'-C1'-N1	5.72	112.78	108.20
34	BA	1381	A	C4-N9-C1'	5.72	136.60	126.30
34	BA	1803	A	C4'-C3'-C2'	5.72	108.32	102.60
35	BB	310	U	O4'-C1'-N1	5.72	112.78	108.20
35	BB	606	C	O4'-C1'-C2'	5.72	112.75	107.60
35	BB	697	G	C5'-C4'-C3'	-5.72	106.84	116.00
41	BH	134	U	C4'-C3'-C2'	-5.72	96.88	102.60
85	AA	158	C	O4'-C1'-N1	5.72	112.78	108.20
85	AA	560	C	O3'-P-O5'	-5.72	93.13	104.00
85	AA	893	G	C6-C5-N7	-5.72	126.97	130.40
85	AA	1236	G	C4-C5-C6	-5.72	115.37	118.80
34	BA	248	G	C4'-C3'-O3'	5.72	124.44	113.00
34	BA	1605	G	N3-C2-N2	5.72	123.91	119.90
34	BA	1724	G	P-O5'-C5'	5.72	130.05	120.90
35	BB	534	C	C5'-C4'-C3'	-5.72	106.85	116.00
85	AA	57	G	P-O3'-C3'	-5.72	112.83	119.70
85	AA	190	A	C5-C6-N1	5.72	120.56	117.70
85	AA	943	U	N3-C4-O4	5.72	123.40	119.40
86	AB	53	G	O4'-C1'-N9	5.72	112.78	108.20
34	BA	366	G	C5'-C4'-C3'	-5.72	106.85	116.00

Continued on next page...

Continued from previous page...

Mol	Chain	Res	Type	Atoms	Z	Observed(°)	Ideal(°)
34	BA	955	G	C4-N9-C1'	-5.72	119.06	126.50
34	BA	1436	A	C4-N9-C1'	-5.72	116.00	126.30
34	BA	1558	C	C2-N3-C4	-5.72	117.04	119.90
34	BA	1656	A	C4-N9-C1'	-5.72	116.00	126.30
35	BB	108	G	C6-N1-C2	-5.72	121.67	125.10
35	BB	676	G	C5-C6-N1	5.72	114.36	111.50
35	BB	1269	A	P-O3'-C3'	-5.72	112.84	119.70
35	BB	1469	A	P-O3'-C3'	-5.72	112.84	119.70
36	BC	16	A	N7-C8-N9	-5.72	110.94	113.80
36	BC	159	U	O4'-C1'-C2'	-5.72	100.08	105.80
37	BD	79	G	O4'-C1'-C2'	5.72	112.75	107.60
38	BE	30	C	O3'-P-O5'	-5.72	93.13	104.00
38	BE	107	U	C5'-C4'-O4'	5.72	115.96	109.10
39	BF	58	U	C2-N3-C4	-5.72	123.57	127.00
65	Bf	265	PHE	CB-CG-CD1	-5.72	116.80	120.80
72	Bm	95	ARG	NE-CZ-NH2	-5.72	117.44	120.30
85	AA	241	U	C5'-C4'-O4'	5.72	115.96	109.10
85	AA	768	C	C6-N1-C2	-5.72	118.01	120.30
85	AA	803	C	N3-C4-N4	5.72	122.00	118.00
85	AA	993	G	O4'-C1'-N9	5.72	112.78	108.20
85	AA	1019	U	O4'-C1'-N1	5.72	112.78	108.20
85	AA	1286	C	N1-C2-O2	5.72	122.33	118.90
85	AA	1972	A	P-O5'-C5'	-5.72	111.75	120.90
85	AA	2013	A	N1-C6-N6	5.72	122.03	118.60
85	AA	2069	A	C5'-C4'-C3'	-5.72	106.85	116.00
34	BA	779	U	C2-N3-C4	-5.72	123.57	127.00
34	BA	1451	A	C1'-O4'-C4'	-5.72	105.33	109.90
34	BA	1566	G	C4'-C3'-C2'	-5.72	96.88	102.60
37	BD	92	G	C4-N9-C1'	-5.72	119.07	126.50
40	BG	60	A	C5-C6-N6	-5.72	119.12	123.70
40	BG	131	U	C2-N1-C1'	-5.72	110.84	117.70
52	BS	10	CYS	N-CA-CB	5.72	120.89	110.60
85	AA	312	G	P-O5'-C5'	-5.72	111.75	120.90
85	AA	430	G	N1-C6-O6	5.72	123.33	119.90
85	AA	674	U	C1'-O4'-C4'	-5.72	105.33	109.90
85	AA	1175	A	C5'-C4'-O4'	5.72	115.96	109.10
85	AA	1353	U	O4'-C1'-N1	5.72	112.77	108.20
4	A3	32	ARG	NE-CZ-NH2	5.72	123.16	120.30
34	BA	254	U	O3'-P-O5'	-5.72	93.14	104.00
34	BA	312	U	C2-N1-C1'	-5.72	110.84	117.70
34	BA	1022	C	C3'-C2'-C1'	-5.72	96.93	101.50
34	BA	1313	U	C5'-C4'-O4'	5.72	115.96	109.10

Continued on next page...

Continued from previous page...

Mol	Chain	Res	Type	Atoms	Z	Observed(°)	Ideal(°)
34	BA	1435	A	C3'-C2'-C1'	-5.72	96.93	101.50
35	BB	124	G	OP1-P-OP2	-5.72	111.03	119.60
35	BB	816	U	C6-N1-C2	-5.72	117.57	121.00
35	BB	854	G	P-O3'-C3'	-5.72	112.84	119.70
35	BB	975	G	P-O3'-C3'	-5.72	112.84	119.70
35	BB	1435	G	N1-C6-O6	5.72	123.33	119.90
38	BE	11	A	C2-N3-C4	-5.72	107.74	110.60
38	BE	122	G	N9-C1'-C2'	-5.72	105.71	112.00
38	BE	201	A	N7-C8-N9	-5.72	110.94	113.80
40	BG	147	U	C6-N1-C2	-5.72	117.57	121.00
47	BN	214	GLU	CB-CG-CD	-5.72	98.77	114.20
81	Bv	79	ARG	CD-NE-CZ	-5.72	115.60	123.60
85	AA	683	U	C3'-C2'-C1'	-5.72	96.93	101.50
85	AA	790	A	N9-C1'-C2'	-5.72	105.71	112.00
85	AA	881	C	C5-C4-N4	5.72	124.20	120.20
85	AA	983	A	C8-N9-C4	-5.72	103.51	105.80
85	AA	1359	U	C6-N1-C2	-5.72	117.57	121.00
85	AA	1464	G	N3-C2-N2	5.72	123.90	119.90
85	AA	1501	A	N9-C1'-C2'	-5.72	105.71	112.00
85	AA	2239	A	P-O5'-C5'	-5.72	111.75	120.90
86	AB	73	A	C1'-O4'-C4'	-5.72	105.33	109.90
34	BA	132	U	C2-N1-C1'	-5.71	110.84	117.70
34	BA	468	A	C4'-C3'-C2'	-5.71	96.89	102.60
34	BA	547	C	N1-C1'-C2'	-5.71	105.72	112.00
34	BA	696	A	C5-C6-N1	5.71	120.56	117.70
34	BA	821	G	P-O3'-C3'	-5.71	112.84	119.70
34	BA	1054	U	N1-C2-N3	5.71	118.33	114.90
34	BA	1537	G	C8-N9-C4	-5.71	104.11	106.40
34	BA	1561	C	O5'-C5'-C4'	-5.71	100.84	111.70
35	BB	420	U	C1'-O4'-C4'	-5.71	105.33	109.90
35	BB	522	A	O4'-C4'-C3'	-5.71	98.29	104.00
35	BB	670	G	N9-C1'-C2'	-5.71	105.71	112.00
35	BB	1317	U	C2-N1-C1'	5.71	124.56	117.70
35	BB	1458	U	C5-C4-O4	5.71	129.33	125.90
39	BF	42	G	N9-C1'-C2'	-5.71	105.71	112.00
40	BG	8	U	N1-C1'-C2'	-5.71	105.71	112.00
85	AA	108	C	C6-N1-C1'	-5.71	113.94	120.80
85	AA	395	G	P-O5'-C5'	-5.71	111.76	120.90
85	AA	425	G	P-O3'-C3'	-5.71	112.84	119.70
85	AA	1035	C	C5'-C4'-O4'	5.71	115.96	109.10
85	AA	1275	A	P-O3'-C3'	5.71	126.56	119.70
85	AA	2031	C	C2'-C3'-O3'	5.71	122.84	113.70

Continued on next page...

Continued from previous page...

Mol	Chain	Res	Type	Atoms	Z	Observed(°)	Ideal(°)
34	BA	331	G	C3'-C2'-C1'	-5.71	96.93	101.50
34	BA	1146	U	O5'-C5'-C4'	-5.71	100.84	111.70
34	BA	1523	U	C2-N1-C1'	-5.71	110.84	117.70
34	BA	1803	A	N9-C4-C5	-5.71	103.52	105.80
35	BB	644	A	C8-N9-C4	-5.71	103.52	105.80
41	BH	118	U	P-O5'-C5'	5.71	130.04	120.90
84	By	16	THR	CA-CB-CG2	-5.71	104.40	112.40
85	AA	22	A	P-O3'-C3'	-5.71	112.84	119.70
85	AA	815	G	N1-C2-N2	-5.71	111.06	116.20
85	AA	845	A	P-O3'-C3'	5.71	126.56	119.70
85	AA	1682	U	O4'-C1'-N1	5.71	112.77	108.20
85	AA	1702	G	C5-C6-O6	-5.71	125.17	128.60
5	A4	4	GLN	N-CA-C	-5.71	95.58	111.00
19	AK	131	GLU	N-CA-C	5.71	126.42	111.00
34	BA	27	G	P-O5'-C5'	5.71	130.04	120.90
34	BA	496	G	N9-C1'-C2'	-5.71	105.72	112.00
34	BA	918	U	O4'-C1'-N1	5.71	112.77	108.20
34	BA	996	U	C2-N1-C1'	-5.71	110.84	117.70
34	BA	1223	C	O5'-C5'-C4'	-5.71	100.85	111.70
34	BA	1321	A	O5'-C5'-C4'	-5.71	100.85	111.70
34	BA	1563	G	N3-C4-C5	-5.71	125.75	128.60
34	BA	1587	C	O3'-P-O5'	-5.71	93.15	104.00
35	BB	525	U	C2-N1-C1'	-5.71	110.85	117.70
35	BB	1160	U	P-O3'-C3'	5.71	126.55	119.70
37	BD	34	C	O4'-C1'-N1	5.71	112.77	108.20
38	BE	85	G	N9-C1'-C2'	-5.71	105.72	112.00
39	BF	12	U	C4'-C3'-C2'	-5.71	96.89	102.60
40	BG	131	U	N1-C1'-C2'	-5.71	105.72	112.00
40	BG	177	U	P-O5'-C5'	-5.71	111.76	120.90
41	BH	53	C	P-O3'-C3'	-5.71	112.85	119.70
41	BH	87	U	O5'-P-OP1	5.71	117.55	110.70
41	BH	95	C	N3-C4-C5	-5.71	119.61	121.90
42	BI	78	LEU	N-CA-CB	5.71	121.83	110.40
52	BS	175	ARG	NE-CZ-NH1	5.71	123.16	120.30
80	Bu	23	ARG	CD-NE-CZ	-5.71	115.60	123.60
82	Bw	143	ARG	NE-CZ-NH1	5.71	123.16	120.30
85	AA	349	C	N1-C1'-C2'	-5.71	105.72	112.00
85	AA	1079	C	O4'-C1'-N1	5.71	112.77	108.20
85	AA	1362	A	O5'-C5'-C4'	5.71	122.55	111.70
85	AA	1377	C	O4'-C1'-N1	5.71	112.77	108.20
85	AA	1610	G	C4-N9-C1'	-5.71	119.08	126.50
85	AA	1839	G	O4'-C1'-N9	5.71	112.77	108.20

Continued on next page...

Continued from previous page...

Mol	Chain	Res	Type	Atoms	Z	Observed(°)	Ideal(°)
85	AA	1987	G	C5-C6-O6	-5.71	125.17	128.60
85	AA	2022	A	P-O3'-C3'	5.71	126.55	119.70
85	AA	2168	C	P-O5'-C5'	-5.71	111.76	120.90
34	BA	502	U	C5-C6-N1	-5.71	119.84	122.70
34	BA	768	G	C8-N9-C4	5.71	108.68	106.40
35	BB	768	A	C1'-O4'-C4'	-5.71	105.33	109.90
35	BB	981	A	P-O5'-C5'	-5.71	111.77	120.90
40	BG	85	C	C6-N1-C1'	-5.71	113.95	120.80
40	BG	95	U	C1'-O4'-C4'	-5.71	105.33	109.90
82	Bw	225	PRO	N-CA-CB	-5.71	96.32	102.60
85	AA	492	C	C1'-O4'-C4'	-5.71	105.33	109.90
85	AA	1720	C	C2-N3-C4	-5.71	117.05	119.90
85	AA	2215	C	P-O3'-C3'	5.71	126.55	119.70
2	A1	51	TYR	CA-CB-CG	5.71	124.24	113.40
16	AH	61	GLU	N-CA-C	5.71	126.41	111.00
34	BA	171	U	N1-C1'-C2'	-5.71	105.72	112.00
34	BA	234	A	C4-N9-C1'	-5.71	116.02	126.30
34	BA	259	C	N3-C2-O2	-5.71	117.90	121.90
34	BA	659	U	C2'-C3'-O3'	5.71	122.83	113.70
34	BA	1054	U	C2-N1-C1'	-5.71	110.85	117.70
34	BA	1261	G	P-O5'-C5'	-5.71	111.77	120.90
34	BA	1475	G	C4-N9-C1'	-5.71	119.08	126.50
35	BB	143	G	C8-N9-C1'	5.71	134.42	127.00
35	BB	1203	C	P-O5'-C5'	-5.71	111.77	120.90
35	BB	1282	G	N1-C6-O6	-5.71	116.47	119.90
35	BB	1416	A	O4'-C1'-N9	5.71	112.77	108.20
35	BB	1467	A	C3'-C2'-C1'	-5.71	96.93	101.50
36	BC	55	U	C5-C4-O4	5.71	129.33	125.90
37	BD	105	G	C5-C6-O6	-5.71	125.17	128.60
84	By	18	SER	CB-CA-C	-5.71	99.25	110.10
85	AA	805	A	C8-N9-C4	-5.71	103.52	105.80
85	AA	881	C	C5'-C4'-C3'	-5.71	106.87	116.00
85	AA	963	U	C5'-C4'-C3'	-5.71	106.87	116.00
85	AA	1267	A	C5'-C4'-C3'	-5.71	106.86	116.00
85	AA	1717	G	N1-C6-O6	5.71	123.33	119.90
85	AA	2080	U	C2'-C3'-O3'	5.71	122.83	113.70
25	AR	71	HIS	CA-CB-CG	-5.71	103.90	113.60
31	AX	89	ARG	NE-CZ-NH1	5.71	123.15	120.30
34	BA	42	A	O5'-P-OP2	-5.71	100.56	105.70
34	BA	401	A	C5'-C4'-C3'	-5.71	106.87	116.00
34	BA	554	A	C6-N1-C2	-5.71	115.18	118.60
34	BA	881	C	N3-C4-N4	-5.71	114.00	118.00

Continued on next page...

Continued from previous page...

Mol	Chain	Res	Type	Atoms	Z	Observed(°)	Ideal(°)
34	BA	1187	U	C5'-C4'-O4'	5.71	115.95	109.10
34	BA	1425	G	N1-C6-O6	5.71	123.32	119.90
34	BA	1438	C	O5'-C5'-C4'	-5.71	100.86	111.70
34	BA	1451	A	C5-C6-N1	5.71	120.55	117.70
34	BA	1535	G	N1-C6-O6	5.71	123.32	119.90
34	BA	1618	A	C8-N9-C4	-5.71	103.52	105.80
35	BB	837	A	C2'-C3'-O3'	5.71	122.83	113.70
35	BB	863	U	C5'-C4'-O4'	5.71	115.95	109.10
35	BB	1072	C	C3'-C2'-C1'	-5.71	96.93	101.50
35	BB	1193	G	C8-N9-C4	5.71	108.68	106.40
36	BC	21	U	C2-N1-C1'	-5.71	110.85	117.70
41	BH	26	C	N1-C2-O2	-5.71	115.48	118.90
43	BJ	212	ARG	NE-CZ-NH2	-5.71	117.45	120.30
85	AA	154	U	C3'-C2'-C1'	-5.71	96.94	101.50
85	AA	284	C	C1'-O4'-C4'	-5.71	105.33	109.90
85	AA	681	G	C5-C6-O6	-5.71	125.18	128.60
85	AA	684	G	N3-C4-C5	-5.71	125.75	128.60
85	AA	822	U	N3-C2-O2	-5.71	118.21	122.20
85	AA	1164	A	C1'-O4'-C4'	-5.71	105.33	109.90
85	AA	1187	G	C5-C6-O6	-5.71	125.18	128.60
85	AA	1705	G	C5-C6-O6	-5.71	125.18	128.60
85	AA	2151	U	C6-N1-C1'	5.71	129.19	121.20
85	AA	2183	U	N3-C2-O2	-5.71	118.20	122.20
85	AA	2228	G	O4'-C1'-N9	5.71	112.77	108.20
34	BA	1268	C	O4'-C1'-N1	5.71	112.76	108.20
34	BA	1579	G	N1-C2-N2	-5.71	111.06	116.20
85	AA	16	G	C5-C6-O6	-5.71	125.18	128.60
85	AA	156	G	P-O3'-C3'	-5.71	112.85	119.70
85	AA	649	C	C1'-O4'-C4'	-5.71	105.34	109.90
85	AA	2070	C	O4'-C1'-N1	5.71	112.76	108.20
21	AM	1	MET	CG-SD-CE	-5.70	91.08	100.20
34	BA	539	C	C6-N1-C1'	5.70	127.64	120.80
34	BA	733	G	C8-N9-C4	5.70	108.68	106.40
34	BA	1827	C	O4'-C1'-N1	5.70	112.76	108.20
35	BB	757	C	C1'-O4'-C4'	-5.70	105.34	109.90
35	BB	765	G	N1-C6-O6	5.70	123.32	119.90
35	BB	948	G	C5-C6-O6	-5.70	125.18	128.60
35	BB	1342	C	P-O3'-C3'	-5.70	112.86	119.70
56	BW	74	LYS	N-CA-CB	5.70	120.86	110.60
85	AA	80	G	O4'-C1'-N9	5.70	112.76	108.20
85	AA	392	G	N9-C1'-C2'	-5.70	105.73	112.00
85	AA	1116	G	C1'-O4'-C4'	-5.70	105.34	109.90

Continued on next page...

Continued from previous page...

Mol	Chain	Res	Type	Atoms	Z	Observed(°)	Ideal(°)
85	AA	1465	C	O4'-C1'-N1	5.70	112.76	108.20
85	AA	1652	A	N1-C6-N6	-5.70	115.18	118.60
85	AA	1916	A	N3-C4-N9	-5.70	122.84	127.40
34	BA	1067	G	N9-C1'-C2'	-5.70	105.73	112.00
34	BA	1613	G	N3-C2-N2	5.70	123.89	119.90
34	BA	1617	U	N1-C2-O2	5.70	126.79	122.80
35	BB	574	G	C5'-C4'-O4'	-5.70	102.26	109.10
35	BB	635	A	C8-N9-C4	-5.70	103.52	105.80
38	BE	67	A	C3'-C2'-C1'	-5.70	96.94	101.50
39	BF	38	C	C6-N1-C1'	5.70	127.64	120.80
85	AA	122	A	C5-C6-N1	5.70	120.55	117.70
85	AA	183	C	C1'-O4'-C4'	-5.70	105.34	109.90
85	AA	449	G	P-O3'-C3'	-5.70	112.86	119.70
85	AA	1154	A	C2'-C3'-O3'	5.70	122.82	113.70
85	AA	1346	C	C5'-C4'-C3'	-5.70	106.88	116.00
1	A0	228	GLN	N-CA-CB	-5.70	100.34	110.60
34	BA	512	U	P-O5'-C5'	5.70	130.02	120.90
34	BA	784	C	N3-C2-O2	-5.70	117.91	121.90
34	BA	847	U	C1'-O4'-C4'	-5.70	105.34	109.90
34	BA	1595	G	C4-N9-C1'	-5.70	119.09	126.50
35	BB	614	U	N3-C2-O2	-5.70	118.21	122.20
35	BB	876	G	N1-C6-O6	5.70	123.32	119.90
35	BB	1142	C	N1-C1'-C2'	-5.70	105.73	112.00
36	BC	59	A	C5-C6-N6	5.70	128.26	123.70
41	BH	63	G	OP2-P-O3'	5.70	117.74	105.20
41	BH	125	U	C5'-C4'-C3'	5.70	125.12	116.00
47	BN	96	ARG	NE-CZ-NH2	-5.70	117.45	120.30
52	BS	74	ARG	NE-CZ-NH1	5.70	123.15	120.30
67	Bh	90	ILE	C-N-CA	5.70	135.95	121.70
85	AA	70	U	N3-C2-O2	-5.70	118.21	122.20
85	AA	453	G	N3-C4-C5	-5.70	125.75	128.60
85	AA	715	G	C5'-C4'-C3'	5.70	125.12	116.00
85	AA	1110	A	C5-C6-N6	5.70	128.26	123.70
85	AA	1734	A	C1'-O4'-C4'	-5.70	105.34	109.90
8	A7	243	ILE	N-CA-CB	-5.70	97.69	110.80
23	AP	90	MET	CG-SD-CE	-5.70	91.08	100.20
34	BA	86	A	O4'-C1'-N9	5.70	112.76	108.20
34	BA	557	U	N3-C4-C5	-5.70	111.18	114.60
34	BA	560	U	C5-C4-O4	-5.70	122.48	125.90
34	BA	1070	G	C4-C5-N7	5.70	113.08	110.80
34	BA	1074	C	O4'-C1'-N1	5.70	112.76	108.20
34	BA	1197	U	O5'-C5'-C4'	-5.70	100.87	111.70

Continued on next page...

Continued from previous page...

Mol	Chain	Res	Type	Atoms	Z	Observed(°)	Ideal(°)
34	BA	1394	U	C6-N1-C2	-5.70	117.58	121.00
35	BB	314	A	N1-C6-N6	5.70	122.02	118.60
35	BB	503	G	C5'-C4'-O4'	5.70	115.94	109.10
35	BB	567	G	C6-N1-C2	-5.70	121.68	125.10
35	BB	1068	G	P-O3'-C3'	-5.70	112.86	119.70
35	BB	1437	U	P-O5'-C5'	-5.70	111.78	120.90
37	BD	54	A	N9-C1'-C2'	-5.70	105.73	112.00
42	BI	108	CYS	N-CA-CB	-5.70	100.34	110.60
44	BK	119	TYR	CB-CG-CD1	-5.70	117.58	121.00
85	AA	105	A	P-O3'-C3'	5.70	126.54	119.70
85	AA	832	U	P-O3'-C3'	5.70	126.54	119.70
85	AA	929	G	C8-N9-C4	-5.70	104.12	106.40
85	AA	1858	G	C5'-C4'-C3'	-5.70	106.88	116.00
85	AA	1908	A	C6-N1-C2	-5.70	115.18	118.60
85	AA	2144	C	O4'-C1'-N1	5.70	112.76	108.20
85	AA	2180	C	C2-N3-C4	-5.70	117.05	119.90
34	BA	627	U	P-O5'-C5'	5.70	130.02	120.90
34	BA	1189	A	O3'-P-O5'	-5.70	93.18	104.00
34	BA	1773	U	O4'-C1'-N1	5.70	112.76	108.20
35	BB	157	G	N1-C6-O6	5.70	123.32	119.90
35	BB	575	C	C2-N3-C4	-5.70	117.05	119.90
40	BG	44	G	P-O3'-C3'	-5.70	112.86	119.70
85	AA	1068	A	N1-C6-N6	-5.70	115.18	118.60
34	BA	1	C	N1-C1'-C2'	-5.70	105.73	112.00
34	BA	167	U	O5'-P-OP2	-5.70	100.57	105.70
34	BA	403	A	C8-N9-C1'	-5.70	117.45	127.70
34	BA	976	C	P-O3'-C3'	5.70	126.53	119.70
34	BA	1093	G	P-O5'-C5'	5.70	130.01	120.90
34	BA	1135	U	C3'-C2'-C1'	-5.70	96.94	101.50
34	BA	1145	U	C6-N1-C1'	5.70	129.18	121.20
34	BA	1282	G	N3-C2-N2	-5.70	115.91	119.90
35	BB	1268	C	P-O3'-C3'	-5.70	112.87	119.70
35	BB	1291	G	N1-C2-N2	-5.70	111.07	116.20
35	BB	1500	U	P-O3'-C3'	-5.70	112.86	119.70
36	BC	155	C	C6-N1-C1'	-5.70	113.97	120.80
38	BE	40	C	C4'-C3'-O3'	-5.70	97.44	109.40
38	BE	178	G	C8-N9-C1'	5.70	134.41	127.00
41	BH	50	A	C5'-C4'-C3'	5.70	125.11	116.00
85	AA	93	G	O4'-C1'-N9	5.70	112.76	108.20
85	AA	504	U	C4'-C3'-C2'	5.70	108.30	102.60
85	AA	507	C	N3-C4-N4	5.70	121.99	118.00
85	AA	791	C	C3'-C2'-C1'	-5.70	96.94	101.50

Continued on next page...

Continued from previous page...

Mol	Chain	Res	Type	Atoms	Z	Observed(°)	Ideal(°)
85	AA	902	A	N9-C4-C5	5.70	108.08	105.80
85	AA	1185	G	O5'-C5'-C4'	5.70	122.52	111.70
85	AA	1415	G	C2'-C3'-O3'	5.70	122.81	113.70
85	AA	2033	C	C5'-C4'-O4'	5.70	115.94	109.10
85	AA	2165	C	N3-C4-N4	5.70	121.99	118.00
35	BB	339	C	O4'-C1'-N1	5.69	112.75	108.20
36	BC	137	C	O4'-C4'-C3'	-5.69	98.31	104.00
38	BE	146	U	N1-C1'-C2'	-5.69	105.74	112.00
40	BG	47	G	N1-C6-O6	5.69	123.32	119.90
41	BH	98	U	N3-C2-O2	-5.69	118.21	122.20
85	AA	452	A	C5'-C4'-C3'	-5.69	106.89	116.00
85	AA	1100	U	N3-C2-O2	-5.69	118.21	122.20
34	BA	304	G	O5'-P-OP2	-5.69	100.58	105.70
34	BA	454	G	C5'-C4'-C3'	-5.69	106.89	116.00
34	BA	821	G	C6-N1-C2	-5.69	121.68	125.10
34	BA	841	G	C3'-C2'-C1'	-5.69	96.95	101.50
34	BA	892	C	C4'-C3'-C2'	5.69	108.29	102.60
34	BA	1406	U	C6-N1-C1'	5.69	129.17	121.20
35	BB	25	A	C5'-C4'-O4'	-5.69	102.27	109.10
35	BB	1084	A	N1-C6-N6	5.69	122.02	118.60
37	BD	98	G	C8-N9-C1'	5.69	134.40	127.00
38	BE	113	C	O4'-C1'-N1	5.69	112.75	108.20
38	BE	132	U	N1-C2-N3	5.69	118.32	114.90
67	Bh	86	MET	CG-SD-CE	-5.69	91.09	100.20
85	AA	1137	C	C2-N3-C4	-5.69	117.05	119.90
85	AA	1621	U	O4'-C4'-C3'	-5.69	98.31	104.00
85	AA	1725	G	O4'-C1'-N9	5.69	112.75	108.20
85	AA	1955	U	O4'-C1'-N1	5.69	112.75	108.20
85	AA	2194	U	C6-N1-C1'	5.69	129.17	121.20
34	BA	366	G	N9-C1'-C2'	-5.69	105.74	112.00
34	BA	488	C	N3-C4-N4	5.69	121.98	118.00
34	BA	543	A	P-O5'-C5'	-5.69	111.80	120.90
34	BA	651	U	O3'-P-O5'	-5.69	93.19	104.00
34	BA	741	A	C8-N9-C4	5.69	108.08	105.80
34	BA	802	G	O5'-C5'-C4'	-5.69	100.89	111.70
34	BA	843	G	C5-C6-N1	5.69	114.34	111.50
34	BA	919	A	C5-C6-N6	5.69	128.25	123.70
34	BA	951	C	C2-N3-C4	-5.69	117.06	119.90
34	BA	1025	A	C5'-C4'-C3'	-5.69	106.90	116.00
34	BA	1355	G	P-O3'-C3'	-5.69	112.87	119.70
34	BA	1560	U	C3'-C2'-C1'	5.69	106.05	101.50
35	BB	130	G	C4'-C3'-C2'	5.69	108.29	102.60

Continued on next page...

Continued from previous page...

Mol	Chain	Res	Type	Atoms	Z	Observed(°)	Ideal(°)
35	BB	1093	C	C1'-O4'-C4'	-5.69	105.35	109.90
35	BB	1306	G	O4'-C1'-N9	5.69	112.75	108.20
35	BB	1307	C	P-O5'-C5'	5.69	130.00	120.90
35	BB	1405	G	C4'-C3'-C2'	5.69	108.29	102.60
37	BD	16	U	N1-C2-O2	5.69	126.78	122.80
37	BD	60	C	O4'-C1'-N1	5.69	112.75	108.20
41	BH	5	G	O4'-C1'-N9	5.69	112.75	108.20
44	BK	142	ASP	N-CA-CB	-5.69	100.36	110.60
54	BU	149	ARG	NE-CZ-NH2	-5.69	117.45	120.30
82	Bw	136	LYS	CA-C-N	5.69	133.03	117.10
85	AA	9	U	C2-N1-C1'	-5.69	110.87	117.70
85	AA	1285	C	O4'-C1'-N1	5.69	112.75	108.20
85	AA	1597	C	C5'-C4'-O4'	-5.69	102.27	109.10
85	AA	1684	U	C1'-O4'-C4'	-5.69	105.35	109.90
34	BA	1283	U	C1'-O4'-C4'	-5.69	105.35	109.90
34	BA	1505	G	C1'-O4'-C4'	-5.69	105.35	109.90
35	BB	1259	A	C3'-C2'-C1'	-5.69	96.95	101.50
38	BE	108	U	N1-C2-N3	5.69	118.31	114.90
85	AA	1891	U	O4'-C1'-N1	5.69	112.75	108.20
3	A2	34	TYR	CB-CG-CD1	-5.69	117.59	121.00
3	A2	38	SER	CB-CA-C	-5.69	99.29	110.10
34	BA	540	G	N1-C6-O6	5.69	123.31	119.90
34	BA	587	U	N3-C4-O4	5.69	123.38	119.40
34	BA	610	A	C5-C6-N1	5.69	120.54	117.70
34	BA	1351	G	C5-C6-O6	-5.69	125.19	128.60
34	BA	1597	G	C5-C6-N1	5.69	114.34	111.50
34	BA	1679	C	O4'-C1'-N1	5.69	112.75	108.20
35	BB	363	A	C8-N9-C4	-5.69	103.53	105.80
35	BB	405	U	C6-N1-C1'	-5.69	113.24	121.20
35	BB	432	C	O3'-P-O5'	5.69	114.81	104.00
35	BB	1221	G	C5-C6-O6	5.69	132.01	128.60
35	BB	1453	G	C5-C6-O6	-5.69	125.19	128.60
36	BC	106	G	N1-C2-N2	-5.69	111.08	116.20
38	BE	112	G	C6-N1-C2	-5.69	121.69	125.10
40	BG	33	G	C5-N7-C8	-5.69	101.46	104.30
40	BG	51	U	O3'-P-O5'	-5.69	93.19	104.00
59	BZ	50	ASP	C-N-CA	5.69	135.92	121.70
65	Bf	62	HIS	CA-CB-CG	-5.69	103.93	113.60
85	AA	144	A	O4'-C1'-N9	5.69	112.75	108.20
85	AA	848	C	P-O5'-C5'	5.69	130.00	120.90
85	AA	895	C	P-O5'-C5'	-5.69	111.80	120.90
85	AA	1645	G	C1'-O4'-C4'	-5.69	105.35	109.90

Continued on next page...

Continued from previous page...

Mol	Chain	Res	Type	Atoms	Z	Observed(°)	Ideal(°)
85	AA	1757	C	C3'-C2'-C1'	-5.69	96.95	101.50
85	AA	1894	G	C5'-C4'-C3'	5.69	125.10	116.00
85	AA	1969	A	C8-N9-C1'	5.69	137.94	127.70
85	AA	2196	G	C4'-C3'-C2'	-5.69	96.91	102.60
34	BA	97	A	C5'-C4'-O4'	5.69	115.92	109.10
34	BA	1626	U	C3'-C2'-C1'	5.69	106.05	101.50
34	BA	1686	G	P-O3'-C3'	-5.69	112.88	119.70
35	BB	792	G	N1-C6-O6	5.69	123.31	119.90
35	BB	998	G	N1-C6-O6	-5.69	116.49	119.90
35	BB	1185	G	O5'-C5'-C4'	-5.69	100.90	111.70
36	BC	134	G	N9-C1'-C2'	-5.69	105.75	112.00
85	AA	570	U	C5'-C4'-C3'	-5.69	106.90	116.00
85	AA	592	C	C6-N1-C2	-5.69	118.03	120.30
85	AA	665	A	P-O3'-C3'	5.69	126.52	119.70
85	AA	1347	C	C6-N1-C2	-5.69	118.03	120.30
85	AA	1802	U	C6-N1-C2	-5.69	117.59	121.00
85	AA	1850	G	P-O5'-C5'	5.69	130.00	120.90
85	AA	1989	A	C5-C6-N6	-5.69	119.15	123.70
85	AA	2084	U	C2-N3-C4	-5.69	123.59	127.00
85	AA	2148	C	C5'-C4'-C3'	-5.69	106.90	116.00
13	AE	99	SER	N-CA-C	-5.68	95.66	111.00
34	BA	107	C	O4'-C4'-C3'	-5.68	98.32	104.00
34	BA	279	U	C4'-C3'-C2'	-5.68	96.92	102.60
34	BA	608	G	OP1-P-OP2	-5.68	111.07	119.60
34	BA	1190	A	N9-C1'-C2'	-5.68	105.75	112.00
34	BA	1441	C	N3-C2-O2	-5.68	117.92	121.90
34	BA	1475	G	C1'-O4'-C4'	-5.68	105.35	109.90
34	BA	1582	C	O5'-P-OP1	-5.68	100.58	105.70
35	BB	1014	U	C1'-O4'-C4'	-5.68	105.35	109.90
35	BB	1084	A	C5-C6-N6	-5.68	119.15	123.70
35	BB	1128	U	C3'-C2'-C1'	-5.68	96.95	101.50
36	BC	41	A	C5-C6-N6	-5.68	119.15	123.70
37	BD	47	U	C5-C6-N1	-5.68	119.86	122.70
37	BD	104	C	C6-N1-C1'	5.68	127.62	120.80
38	BE	59	U	N3-C2-O2	-5.68	118.22	122.20
40	BG	164	U	N3-C4-O4	5.68	123.38	119.40
85	AA	109	G	C6-N1-C2	-5.68	121.69	125.10
85	AA	183	C	C4'-C3'-C2'	-5.68	96.92	102.60
85	AA	639	C	N1-C1'-C2'	5.68	121.39	114.00
85	AA	674	U	C6-N1-C2	-5.68	117.59	121.00
85	AA	930	G	C4'-C3'-C2'	-5.68	96.92	102.60
85	AA	1040	U	O4'-C1'-N1	5.68	112.75	108.20

Continued on next page...

Continued from previous page...

Mol	Chain	Res	Type	Atoms	Z	Observed(°)	Ideal(°)
85	AA	1128	G	C2'-C3'-O3'	5.68	122.79	113.70
85	AA	1697	C	O4'-C1'-N1	5.68	112.75	108.20
85	AA	1814	U	C2-N1-C1'	-5.68	110.88	117.70
85	AA	1976	G	O5'-C5'-C4'	-5.68	100.90	111.70
85	AA	2236	U	O4'-C4'-C3'	-5.68	98.31	104.00
34	BA	146	G	C4-N9-C1'	-5.68	119.11	126.50
34	BA	262	A	C6-N1-C2	-5.68	115.19	118.60
34	BA	668	G	C5-C6-N1	5.68	114.34	111.50
34	BA	1012	A	O3'-P-O5'	-5.68	93.20	104.00
35	BB	268	G	O4'-C1'-N9	5.68	112.75	108.20
35	BB	661	G	C4-N9-C1'	-5.68	119.11	126.50
35	BB	966	C	C6-N1-C2	-5.68	118.03	120.30
35	BB	980	G	C5-C6-O6	-5.68	125.19	128.60
35	BB	1008	U	O4'-C1'-N1	5.68	112.75	108.20
35	BB	1064	U	C6-N1-C2	-5.68	117.59	121.00
35	BB	1311	G	O4'-C1'-C2'	5.68	112.71	107.60
36	BC	24	G	C5'-C4'-C3'	-5.68	106.91	116.00
36	BC	88	A	C4-N9-C1'	-5.68	116.07	126.30
37	BD	106	G	C1'-O4'-C4'	-5.68	105.35	109.90
39	BF	59	U	C2-N3-C4	-5.68	123.59	127.00
41	BH	113	G	N1-C2-N3	-5.68	120.49	123.90
56	BW	127	LEU	N-CA-CB	-5.68	99.04	110.40
67	Bh	99	ARG	NE-CZ-NH1	5.68	123.14	120.30
74	Bo	44	LYS	N-CA-C	-5.68	95.66	111.00
81	Bv	27	ARG	NE-CZ-NH1	5.68	123.14	120.30
85	AA	107	A	N1-C6-N6	5.68	122.01	118.60
85	AA	310	U	N1-C2-N3	5.68	118.31	114.90
85	AA	414	C	O4'-C1'-N1	5.68	112.75	108.20
85	AA	680	U	C5-C4-O4	5.68	129.31	125.90
85	AA	763	U	C3'-C2'-C1'	-5.68	96.95	101.50
86	AB	43	C	P-O5'-C5'	5.68	129.99	120.90
34	BA	193	C	P-O3'-C3'	5.68	126.52	119.70
34	BA	1079	C	N1-C1'-C2'	-5.68	105.75	112.00
34	BA	1645	C	O4'-C1'-N1	5.68	112.75	108.20
35	BB	630	A	C1'-O4'-C4'	-5.68	105.36	109.90
35	BB	704	G	N1-C2-N2	-5.68	111.09	116.20
36	BC	128	U	C4'-C3'-C2'	-5.68	96.92	102.60
49	BP	102	PHE	CB-CG-CD1	5.68	124.78	120.80
85	AA	307	G	C8-N9-C1'	5.68	134.38	127.00
85	AA	790	A	C5'-C4'-C3'	5.68	125.09	116.00
85	AA	970	U	C6-N1-C1'	-5.68	113.25	121.20
85	AA	2248	A	P-O5'-C5'	5.68	129.99	120.90

Continued on next page...

Continued from previous page...

Mol	Chain	Res	Type	Atoms	Z	Observed(°)	Ideal(°)
1	A0	114	TYR	CB-CG-CD1	5.68	124.41	121.00
34	BA	362	G	C4-N9-C1'	-5.68	119.12	126.50
34	BA	543	A	C1'-O4'-C4'	-5.68	105.36	109.90
34	BA	958	G	C8-N9-C4	-5.68	104.13	106.40
34	BA	1208	U	C6-N1-C2	-5.68	117.59	121.00
34	BA	1258	G	C6-C5-N7	-5.68	126.99	130.40
35	BB	66	G	N3-C2-N2	5.68	123.88	119.90
35	BB	96	A	C4-N9-C1'	5.68	136.52	126.30
35	BB	1368	A	N7-C8-N9	-5.68	110.96	113.80
35	BB	1378	U	P-O5'-C5'	-5.68	111.81	120.90
36	BC	138	C	C6-N1-C1'	5.68	127.62	120.80
38	BE	30	C	N3-C2-O2	-5.68	117.92	121.90
38	BE	129	G	C5-C6-N1	5.68	114.34	111.50
39	BF	47	C	C1'-O4'-C4'	-5.68	105.36	109.90
39	BF	64	U	C2-N1-C1'	5.68	124.52	117.70
41	BH	64	U	C4'-C3'-C2'	-5.68	96.92	102.60
85	AA	683	U	O4'-C1'-N1	5.68	112.74	108.20
85	AA	1235	G	P-O5'-C5'	5.68	129.99	120.90
7	A6	25	ARG	NE-CZ-NH1	5.68	123.14	120.30
34	BA	582	U	C5-C4-O4	5.68	129.31	125.90
34	BA	1435	A	N9-C4-C5	-5.68	103.53	105.80
34	BA	1618	A	O3'-P-O5'	-5.68	93.21	104.00
35	BB	127	U	O5'-P-OP2	-5.68	100.59	105.70
40	BG	73	U	O4'-C1'-C2'	5.68	112.71	107.60
40	BG	171	A	C4'-C3'-C2'	-5.68	96.92	102.60
48	BO	216	LEU	CB-CG-CD1	5.68	120.65	111.00
54	BU	83	ARG	NE-CZ-NH1	5.68	123.14	120.30
85	AA	132	G	C8-N9-C1'	5.68	134.38	127.00
85	AA	838	G	N1-C6-O6	5.68	123.31	119.90
85	AA	1093	C	P-O5'-C5'	5.68	129.99	120.90
26	AS	97	ASN	CA-CB-CG	-5.68	100.91	113.40
34	BA	115	U	O4'-C1'-N1	5.68	112.74	108.20
34	BA	530	A	N3-C4-N9	-5.68	122.86	127.40
34	BA	1208	U	N3-C2-O2	-5.68	118.23	122.20
35	BB	127	U	C2-N1-C1'	-5.68	110.89	117.70
35	BB	354	C	O4'-C1'-N1	5.68	112.74	108.20
35	BB	509	A	P-O3'-C3'	-5.68	112.89	119.70
35	BB	1191	G	C8-N9-C4	5.68	108.67	106.40
40	BG	82	U	C2-N1-C1'	-5.68	110.89	117.70
41	BH	48	G	N1-C6-O6	-5.68	116.49	119.90
41	BH	135	U	N3-C2-O2	-5.68	118.23	122.20
85	AA	264	A	C5'-C4'-C3'	5.68	125.08	116.00

Continued on next page...

Continued from previous page...

Mol	Chain	Res	Type	Atoms	Z	Observed(°)	Ideal(°)
85	AA	455	G	C1'-O4'-C4'	-5.68	105.36	109.90
85	AA	1413	G	N1-C6-O6	5.68	123.31	119.90
85	AA	2047	U	P-O5'-C5'	-5.68	111.82	120.90
34	BA	140	C	O5'-C5'-C4'	5.67	122.48	111.70
34	BA	213	A	C4-C5-C6	-5.67	114.16	117.00
34	BA	494	A	C4'-C3'-C2'	5.67	108.28	102.60
34	BA	660	C	O4'-C1'-N1	5.67	112.74	108.20
34	BA	1261	G	C3'-C2'-C1'	-5.67	96.96	101.50
34	BA	1758	C	P-O3'-C3'	5.67	126.51	119.70
35	BB	369	A	N1-C6-N6	-5.67	115.19	118.60
35	BB	1128	U	P-O5'-C5'	-5.67	111.82	120.90
35	BB	1157	G	C4-N9-C1'	-5.67	119.12	126.50
35	BB	1218	G	C3'-C2'-C1'	-5.67	96.96	101.50
35	BB	1444	U	N3-C2-O2	-5.67	118.23	122.20
35	BB	1546	C	N3-C2-O2	-5.67	117.93	121.90
36	BC	70	C	C3'-C2'-C1'	-5.67	96.96	101.50
37	BD	109	U	C2-N3-C4	-5.67	123.59	127.00
38	BE	75	C	C3'-C2'-C1'	-5.67	96.96	101.50
38	BE	201	A	C5'-C4'-C3'	-5.67	106.92	116.00
59	BZ	24	ARG	CG-CD-NE	-5.67	99.89	111.80
85	AA	7	G	O3'-P-O5'	5.67	114.78	104.00
85	AA	542	G	C6-N1-C2	-5.67	121.69	125.10
85	AA	926	C	C2-N1-C1'	-5.67	112.56	118.80
85	AA	1104	G	O5'-C5'-C4'	-5.67	100.92	111.70
85	AA	2100	A	O4'-C1'-N9	5.67	112.74	108.20
34	BA	508	C	P-O5'-C5'	5.67	129.98	120.90
34	BA	580	U	P-O3'-C3'	5.67	126.51	119.70
35	BB	522	A	C6-N1-C2	-5.67	115.20	118.60
35	BB	1050	A	N9-C1'-C2'	-5.67	105.76	112.00
41	BH	16	A	N7-C8-N9	5.67	116.64	113.80
41	BH	123	G	C5'-C4'-C3'	5.67	125.08	116.00
85	AA	547	A	P-O3'-C3'	5.67	126.51	119.70
85	AA	1527	G	N1-C6-O6	5.67	123.30	119.90
34	BA	13	U	C5-C6-N1	-5.67	119.86	122.70
34	BA	168	U	C6-N1-C2	-5.67	117.60	121.00
34	BA	354	G	O4'-C1'-N9	5.67	112.74	108.20
34	BA	430	A	O5'-P-OP2	-5.67	100.60	105.70
34	BA	1074	C	N3-C2-O2	-5.67	117.93	121.90
34	BA	1444	G	O5'-P-OP1	-5.67	100.60	105.70
34	BA	1515	U	C1'-O4'-C4'	-5.67	105.36	109.90
34	BA	1844	U	C6-N1-C1'	5.67	129.14	121.20
35	BB	886	G	N1-C6-O6	5.67	123.30	119.90

Continued on next page...

Continued from previous page...

Mol	Chain	Res	Type	Atoms	Z	Observed(°)	Ideal(°)
35	BB	1214	U	C6-N1-C1'	5.67	129.14	121.20
35	BB	1254	G	C5-C6-O6	5.67	132.00	128.60
37	BD	73	U	C6-N1-C2	-5.67	117.60	121.00
38	BE	23	G	N3-C4-C5	-5.67	125.76	128.60
38	BE	163	A	C5-N7-C8	-5.67	101.06	103.90
39	BF	65	U	C4-C5-C6	-5.67	116.30	119.70
49	BP	82	LYS	CA-CB-CG	-5.67	100.92	113.40
50	BQ	127	TYR	CB-CG-CD2	-5.67	117.60	121.00
60	Ba	113	ARG	NE-CZ-NH1	5.67	123.14	120.30
62	Bc	13	ARG	CD-NE-CZ	5.67	131.54	123.60
72	Bm	46	ARG	NE-CZ-NH2	5.67	123.14	120.30
84	By	56	VAL	C-N-CA	5.67	135.88	121.70
85	AA	169	G	C5'-C4'-C3'	-5.67	106.93	116.00
85	AA	251	A	C1'-O4'-C4'	-5.67	105.36	109.90
34	BA	490	A	O4'-C1'-N9	5.67	112.74	108.20
34	BA	675	C	C6-N1-C2	-5.67	118.03	120.30
34	BA	1147	C	P-O5'-C5'	-5.67	111.83	120.90
34	BA	1735	G	C5'-C4'-O4'	-5.67	102.30	109.10
35	BB	688	U	N3-C2-O2	-5.67	118.23	122.20
35	BB	696	G	C5-C6-O6	-5.67	125.20	128.60
35	BB	868	C	N1-C2-N3	5.67	123.17	119.20
35	BB	1465	U	O4'-C1'-N1	5.67	112.74	108.20
38	BE	124	G	C8-N9-C4	5.67	108.67	106.40
85	AA	843	U	C5-C4-O4	-5.67	122.50	125.90
85	AA	887	A	C5-C6-N6	-5.67	119.16	123.70
85	AA	1011	G	C5-C6-O6	-5.67	125.20	128.60
85	AA	1180	C	C2'-C3'-O3'	5.67	122.77	113.70
85	AA	1469	G	N3-C4-C5	-5.67	125.77	128.60
6	A5	77	ARG	NE-CZ-NH2	-5.67	117.47	120.30
11	AC	160	VAL	CA-CB-CG1	5.67	119.40	110.90
34	BA	239	C	C5-C4-N4	-5.67	116.23	120.20
34	BA	481	A	C4'-C3'-C2'	-5.67	96.93	102.60
34	BA	1563	G	O5'-C5'-C4'	-5.67	100.93	111.70
35	BB	826	G	N3-C2-N2	5.67	123.87	119.90
35	BB	1134	G	C5'-C4'-C3'	-5.67	106.93	116.00
35	BB	1325	C	P-O5'-C5'	5.67	129.97	120.90
35	BB	1521	G	C8-N9-C1'	5.67	134.37	127.00
44	BK	170	TYR	CB-CG-CD2	-5.67	117.60	121.00
45	BL	170	PHE	CB-CG-CD1	5.67	124.77	120.80
47	BN	40	ARG	NE-CZ-NH2	-5.67	117.47	120.30
57	BX	60	TYR	CA-CB-CG	-5.67	102.63	113.40
71	Bl	47	TYR	CA-CB-CG	-5.67	102.63	113.40

Continued on next page...

Continued from previous page...

Mol	Chain	Res	Type	Atoms	Z	Observed(°)	Ideal(°)
72	Bm	90	ALA	CB-CA-C	-5.67	101.60	110.10
85	AA	178	U	C4'-C3'-C2'	-5.67	96.93	102.60
85	AA	188	G	O5'-P-OP1	-5.67	100.60	105.70
85	AA	663	C	O4'-C1'-N1	5.67	112.73	108.20
85	AA	936	C	C2-N1-C1'	-5.67	112.56	118.80
85	AA	1552	U	O4'-C1'-N1	5.67	112.73	108.20
85	AA	1921	G	C6-C5-N7	5.67	133.80	130.40
34	BA	431	A	P-O3'-C3'	-5.67	112.90	119.70
34	BA	585	G	O4'-C1'-N9	5.67	112.73	108.20
34	BA	745	A	C8-N9-C4	-5.67	103.53	105.80
34	BA	1293	A	C2'-C3'-O3'	5.67	122.77	113.70
35	BB	457	U	C4'-C3'-C2'	-5.67	96.93	102.60
35	BB	677	U	C2'-C3'-O3'	5.67	122.77	113.70
35	BB	814	A	C5'-C4'-C3'	-5.67	106.93	116.00
35	BB	1170	U	C5-C6-N1	-5.67	119.87	122.70
36	BC	108	A	P-O3'-C3'	-5.67	112.90	119.70
41	BH	118	U	C1'-O4'-C4'	-5.67	105.37	109.90
44	BK	144	TYR	CA-CB-CG	-5.67	102.63	113.40
65	Bf	217	THR	CA-CB-CG2	-5.67	104.47	112.40
80	Bu	179	VAL	CB-CA-C	-5.67	100.63	111.40
85	AA	889	G	C4'-C3'-C2'	-5.67	96.93	102.60
85	AA	943	U	P-O3'-C3'	-5.67	112.90	119.70
85	AA	1263	G	N3-C2-N2	5.67	123.87	119.90
85	AA	1312	G	O4'-C1'-N9	5.67	112.73	108.20
85	AA	1863	A	C5-C6-N6	5.67	128.23	123.70
85	AA	2070	C	N3-C2-O2	-5.67	117.93	121.90
34	BA	88	C	N3-C2-O2	-5.67	117.93	121.90
34	BA	353	U	N1-C1'-C2'	-5.67	105.77	112.00
34	BA	586	G	C3'-C2'-C1'	-5.67	96.97	101.50
34	BA	755	G	C4-N9-C1'	-5.67	119.14	126.50
34	BA	1692	U	N1-C2-N3	5.67	118.30	114.90
34	BA	1700	C	C2-N3-C4	-5.67	117.07	119.90
34	BA	1808	A	C3'-C2'-C1'	-5.67	96.97	101.50
35	BB	63	A	N1-C6-N6	5.67	122.00	118.60
35	BB	717	A	C5'-C4'-O4'	5.67	115.90	109.10
35	BB	1313	C	O5'-C5'-C4'	5.67	122.46	111.70
40	BG	1	G	C6-N1-C2	-5.67	121.70	125.10
41	BH	89	C	O5'-P-OP1	5.67	117.50	110.70
47	BN	42	ARG	NE-CZ-NH1	5.67	123.13	120.30
85	AA	835	C	C1'-O4'-C4'	-5.67	105.37	109.90
85	AA	919	U	O4'-C1'-N1	5.67	112.73	108.20
85	AA	945	A	C4'-C3'-C2'	5.67	108.27	102.60

Continued on next page...

Continued from previous page...

Mol	Chain	Res	Type	Atoms	Z	Observed(°)	Ideal(°)
85	AA	963	U	C5-C6-N1	-5.67	119.87	122.70
85	AA	1937	G	C4-N9-C1'	-5.67	119.14	126.50
34	BA	470	C	P-O5'-C5'	-5.66	111.84	120.90
34	BA	555	C	O5'-P-OP1	-5.66	100.60	105.70
34	BA	557	U	C1'-C2'-O2'	-5.66	93.61	110.60
34	BA	613	A	P-O3'-C3'	-5.66	112.90	119.70
34	BA	1213	A	O5'-C5'-C4'	-5.66	100.94	111.70
35	BB	814	A	C2-N3-C4	5.66	113.43	110.60
37	BD	27	A	O5'-P-OP2	-5.66	100.60	105.70
38	BE	128	G	OP1-P-O3'	5.66	117.66	105.20
40	BG	167	C	C5'-C4'-C3'	-5.66	106.94	116.00
85	AA	332	A	C4'-C3'-C2'	-5.66	96.94	102.60
85	AA	1093	C	C6-N1-C1'	5.66	127.60	120.80
85	AA	1753	A	N1-C6-N6	-5.66	115.20	118.60
85	AA	1870	C	C6-N1-C2	-5.66	118.03	120.30
85	AA	2081	A	C4'-C3'-C2'	-5.66	96.94	102.60
85	AA	2105	G	C5-C6-N1	5.66	114.33	111.50
34	BA	244	A	N9-C1'-C2'	-5.66	105.77	112.00
34	BA	433	G	C1'-O4'-C4'	5.66	114.43	109.90
34	BA	1406	U	C2-N1-C1'	-5.66	110.91	117.70
34	BA	1475	G	N7-C8-N9	-5.66	110.27	113.10
38	BE	2	G	C6-N1-C2	-5.66	121.70	125.10
41	BH	83	U	O4'-C1'-N1	5.66	112.73	108.20
85	AA	121	C	P-O5'-C5'	-5.66	111.84	120.90
85	AA	472	A	N9-C4-C5	5.66	108.06	105.80
34	BA	98	A	C6-N1-C2	-5.66	115.20	118.60
34	BA	340	U	C5-C6-N1	-5.66	119.87	122.70
34	BA	619	U	C6-N1-C2	-5.66	117.60	121.00
34	BA	912	G	C6-N1-C2	-5.66	121.70	125.10
34	BA	1486	U	N1-C1'-C2'	-5.66	105.77	112.00
35	BB	477	U	P-O3'-C3'	5.66	126.49	119.70
35	BB	1303	A	O3'-P-O5'	-5.66	93.24	104.00
35	BB	1449	G	N1-C6-O6	5.66	123.30	119.90
36	BC	117	A	C5'-C4'-O4'	5.66	115.89	109.10
38	BE	74	U	N1-C1'-C2'	-5.66	105.77	112.00
38	BE	95	G	C2-N3-C4	5.66	114.73	111.90
38	BE	126	G	C5-C6-N1	5.66	114.33	111.50
40	BG	23	C	O3'-P-O5'	-5.66	93.25	104.00
40	BG	38	A	C5-C6-N6	-5.66	119.17	123.70
40	BG	129	G	C1'-O4'-C4'	-5.66	105.37	109.90
41	BH	100	A	N3-C4-C5	-5.66	122.84	126.80
47	BN	101	ARG	NE-CZ-NH1	5.66	123.13	120.30

Continued on next page...

Continued from previous page...

Mol	Chain	Res	Type	Atoms	Z	Observed(°)	Ideal(°)
85	AA	187	C	C5-C4-N4	-5.66	116.24	120.20
85	AA	604	C	C6-N1-C2	-5.66	118.04	120.30
85	AA	1122	U	C2'-C3'-O3'	5.66	122.76	113.70
85	AA	1383	C	C2-N1-C1'	5.66	125.03	118.80
85	AA	1644	G	N3-C2-N2	5.66	123.86	119.90
85	AA	1883	C	C2-N1-C1'	5.66	125.03	118.80
85	AA	2172	A	P-O5'-C5'	5.66	129.96	120.90
5	A4	107	ARG	NE-CZ-NH1	5.66	123.13	120.30
34	BA	86	A	C4-C5-C6	-5.66	114.17	117.00
34	BA	174	A	C5'-C4'-O4'	5.66	115.89	109.10
34	BA	318	U	O3'-P-O5'	-5.66	93.25	104.00
34	BA	518	C	C2'-C3'-O3'	5.66	122.75	113.70
34	BA	687	G	C5'-C4'-O4'	-5.66	102.31	109.10
34	BA	936	A	C3'-C2'-C1'	-5.66	96.97	101.50
34	BA	1222	C	C2-N1-C1'	5.66	125.03	118.80
34	BA	1685	C	O5'-C5'-C4'	-5.66	100.95	111.70
35	BB	648	G	C5'-C4'-C3'	-5.66	106.94	116.00
35	BB	1337	C	C5'-C4'-C3'	-5.66	106.95	116.00
35	BB	1405	G	N9-C1'-C2'	-5.66	105.78	112.00
35	BB	1487	G	N1-C2-N2	-5.66	111.11	116.20
35	BB	1520	C	N3-C4-N4	-5.66	114.04	118.00
36	BC	26	U	P-O3'-C3'	5.66	126.49	119.70
40	BG	23	C	OP1-P-O3'	5.66	117.65	105.20
40	BG	102	G	C1'-O4'-C4'	-5.66	105.37	109.90
41	BH	23	G	C6-N1-C2	-5.66	121.70	125.10
41	BH	47	G	C3'-C2'-C1'	-5.66	96.97	101.50
59	BZ	9	ARG	NE-CZ-NH1	5.66	123.13	120.30
85	AA	660	G	O4'-C1'-N9	5.66	112.73	108.20
85	AA	1057	G	C4'-C3'-C2'	-5.66	96.94	102.60
85	AA	1120	G	C5-C6-N1	5.66	114.33	111.50
85	AA	1674	G	C5-N7-C8	-5.66	101.47	104.30
34	BA	228	A	N3-C4-C5	-5.66	122.84	126.80
34	BA	1043	C	C4'-C3'-C2'	5.66	108.26	102.60
35	BB	1230	A	C4'-C3'-C2'	-5.66	96.94	102.60
36	BC	155	C	O3'-P-O5'	-5.66	93.25	104.00
37	BD	9	C	C5-C6-N1	-5.66	118.17	121.00
38	BE	206	G	C8-N9-C1'	5.66	134.35	127.00
57	BX	62	ARG	N-CA-C	-5.66	95.73	111.00
71	Bl	126	PHE	CA-CB-CG	-5.66	100.32	113.90
83	Bx	244	ARG	NE-CZ-NH1	5.66	123.13	120.30
85	AA	22	A	N1-C6-N6	-5.66	115.21	118.60
85	AA	290	G	N9-C1'-C2'	-5.66	105.78	112.00

Continued on next page...

Continued from previous page...

Mol	Chain	Res	Type	Atoms	Z	Observed(°)	Ideal(°)
85	AA	999	A	P-O3'-C3'	5.66	126.49	119.70
34	BA	4	A	O4'-C1'-N9	-5.66	103.67	108.20
34	BA	1413	G	C1'-O4'-C4'	-5.66	105.38	109.90
34	BA	1414	C	C2-N3-C4	-5.66	117.07	119.90
34	BA	1415	C	P-O3'-C3'	-5.66	112.91	119.70
34	BA	1500	G	C8-N9-C1'	5.66	134.35	127.00
34	BA	1651	C	O3'-P-O5'	-5.66	93.25	104.00
35	BB	50	A	N9-C4-C5	-5.66	103.54	105.80
53	BT	81	ARG	NE-CZ-NH1	-5.66	117.47	120.30
56	BW	120	VAL	O-C-N	-5.66	113.65	122.70
77	Br	215	GLY	C-N-CA	5.66	135.84	121.70
80	Bu	121	GLY	N-CA-C	5.66	127.24	113.10
85	AA	146	U	C2-N3-C4	5.66	130.39	127.00
85	AA	260	A	C5'-C4'-C3'	5.66	125.05	116.00
85	AA	544	A	N7-C8-N9	-5.66	110.97	113.80
85	AA	861	G	C5-C6-O6	-5.66	125.21	128.60
85	AA	995	G	N7-C8-N9	-5.66	110.27	113.10
85	AA	1128	G	C6-N1-C2	-5.66	121.71	125.10
85	AA	1571	A	O4'-C1'-N9	5.66	112.72	108.20
34	BA	91	C	C5-C4-N4	5.65	124.16	120.20
34	BA	744	G	C6-C5-N7	-5.65	127.01	130.40
34	BA	821	G	C4'-C3'-C2'	-5.65	96.95	102.60
34	BA	1037	C	O4'-C1'-N1	5.65	112.72	108.20
34	BA	1613	G	N9-C4-C5	-5.65	103.14	105.40
35	BB	4	C	OP2-P-O3'	5.65	117.64	105.20
35	BB	49	A	N1-C6-N6	5.65	121.99	118.60
35	BB	431	U	C5'-C4'-C3'	-5.65	106.95	116.00
35	BB	1513	U	N3-C2-O2	-5.65	118.24	122.20
44	BK	69	ARG	NE-CZ-NH2	5.65	123.13	120.30
85	AA	1799	C	C6-N1-C2	-5.65	118.04	120.30
85	AA	1921	G	C2-N3-C4	5.65	114.73	111.90
2	A1	70	ASP	CB-CG-OD1	5.65	123.39	118.30
3	A2	122	ARG	NE-CZ-NH1	5.65	123.13	120.30
34	BA	21	C	N1-C1'-C2'	-5.65	105.78	112.00
34	BA	165	C	O3'-P-O5'	-5.65	93.26	104.00
34	BA	230	A	C3'-C2'-C1'	5.65	106.02	101.50
34	BA	517	A	C5-C6-N1	5.65	120.53	117.70
34	BA	726	G	N3-C2-N2	5.65	123.86	119.90
34	BA	745	A	C5-C6-N1	5.65	120.53	117.70
34	BA	897	U	C2-N3-C4	-5.65	123.61	127.00
34	BA	1110	A	C8-N9-C4	5.65	108.06	105.80
34	BA	1613	G	C8-N9-C1'	5.65	134.35	127.00

Continued on next page...

Continued from previous page...

Mol	Chain	Res	Type	Atoms	Z	Observed(°)	Ideal(°)
35	BB	491	A	C3'-C2'-C1'	-5.65	96.98	101.50
35	BB	596	C	N3-C2-O2	-5.65	117.94	121.90
35	BB	1024	G	C2'-C3'-O3'	5.65	122.75	113.70
36	BC	156	A	C8-N9-C4	5.65	108.06	105.80
70	Bk	123	TYR	CB-CG-CD1	-5.65	117.61	121.00
85	AA	354	C	C4'-C3'-C2'	-5.65	96.95	102.60
85	AA	404	A	C4'-C3'-C2'	5.65	108.25	102.60
85	AA	525	C	O4'-C1'-N1	5.65	112.72	108.20
85	AA	1221	G	C4-N9-C1'	-5.65	119.15	126.50
85	AA	1756	C	C5-C6-N1	5.65	123.83	121.00
85	AA	1812	C	N3-C2-O2	-5.65	117.94	121.90
85	AA	1825	A	C4-N9-C1'	5.65	136.47	126.30
85	AA	2151	U	O3'-P-O5'	-5.65	93.26	104.00
1	A0	114	TYR	CB-CG-CD2	-5.65	117.61	121.00
2	A1	71	GLY	N-CA-C	-5.65	98.97	113.10
34	BA	825	G	C5-C6-O6	-5.65	125.21	128.60
34	BA	831	U	C5-C6-N1	5.65	125.53	122.70
34	BA	1359	U	C1'-O4'-C4'	-5.65	105.38	109.90
35	BB	75	A	C1'-O4'-C4'	-5.65	105.38	109.90
35	BB	418	G	O4'-C1'-C2'	5.65	112.69	107.60
35	BB	1107	C	N3-C2-O2	-5.65	117.94	121.90
35	BB	1250	A	C4'-C3'-C2'	5.65	108.25	102.60
35	BB	1351	G	C4'-C3'-C2'	5.65	108.25	102.60
35	BB	1361	A	C5'-C4'-O4'	5.65	115.88	109.10
39	BF	62	U	C5'-C4'-C3'	-5.65	106.96	116.00
41	BH	67	G	C1'-O4'-C4'	-5.65	105.38	109.90
45	BL	67	ARG	NE-CZ-NH1	5.65	123.12	120.30
85	AA	1096	G	C3'-C2'-C1'	-5.65	96.98	101.50
85	AA	1253	G	C1'-O4'-C4'	-5.65	105.38	109.90
85	AA	1662	U	O4'-C1'-N1	5.65	112.72	108.20
85	AA	2063	C	C2'-C3'-O3'	5.65	122.74	113.70
86	AB	15	G	P-O5'-C5'	5.65	129.94	120.90
18	AJ	20	ARG	NE-CZ-NH1	5.65	123.12	120.30
34	BA	183	G	C8-N9-C1'	5.65	134.34	127.00
34	BA	489	A	C5'-C4'-O4'	5.65	115.88	109.10
35	BB	763	U	C6-N1-C1'	5.65	129.11	121.20
35	BB	1195	A	C8-N9-C1'	5.65	137.87	127.70
36	BC	42	G	O5'-C5'-C4'	-5.65	100.97	111.70
37	BD	119	U	C6-N1-C1'	-5.65	113.29	121.20
70	Bk	88	ARG	N-CA-CB	-5.65	100.43	110.60
81	Bv	174	TYR	CB-CG-CD2	-5.65	117.61	121.00
85	AA	495	G	C5'-C4'-C3'	-5.65	106.96	116.00

Continued on next page...

Continued from previous page...

Mol	Chain	Res	Type	Atoms	Z	Observed(°)	Ideal(°)
85	AA	1228	A	C3'-C2'-C1'	-5.65	96.98	101.50
85	AA	1371	C	O4'-C1'-N1	5.65	112.72	108.20
85	AA	1833	C	C3'-C2'-C1'	-5.65	96.98	101.50
23	AP	55	ASP	CB-CG-OD2	-5.65	113.22	118.30
34	BA	932	G	P-O3'-C3'	-5.65	112.92	119.70
34	BA	1505	G	N3-C4-N9	-5.65	122.61	126.00
35	BB	790	A	P-O3'-C3'	5.65	126.48	119.70
35	BB	1162	A	C5'-C4'-C3'	-5.65	106.97	116.00
35	BB	1274	G	C6-N1-C2	-5.65	121.71	125.10
38	BE	124	G	C5'-C4'-O4'	5.65	115.88	109.10
38	BE	141	A	C5'-C4'-C3'	-5.65	106.96	116.00
40	BG	31	G	N9-C4-C5	-5.65	103.14	105.40
41	BH	5	G	C8-N9-C1'	5.65	134.34	127.00
85	AA	628	C	OP1-P-O3'	5.65	117.63	105.20
34	BA	331	G	P-O3'-C3'	-5.65	112.92	119.70
34	BA	516	U	N3-C2-O2	-5.65	118.25	122.20
34	BA	1653	G	N7-C8-N9	-5.65	110.28	113.10
38	BE	104	G	OP1-P-OP2	-5.65	111.13	119.60
85	AA	194	U	C5'-C4'-C3'	-5.65	106.97	116.00
85	AA	1117	G	O3'-P-O5'	-5.65	93.27	104.00
85	AA	1959	G	O4'-C1'-N9	5.65	112.72	108.20
86	AB	5	G	P-O3'-C3'	-5.65	112.92	119.70
34	BA	495	A	C8-N9-C1'	5.64	137.86	127.70
34	BA	931	G	C4-N9-C1'	-5.64	119.16	126.50
34	BA	1374	G	O4'-C1'-N9	5.64	112.72	108.20
34	BA	1684	A	N1-C6-N6	-5.64	115.21	118.60
35	BB	487	A	O4'-C1'-C2'	5.64	112.68	107.60
35	BB	534	C	C5'-C4'-O4'	5.64	115.87	109.10
35	BB	751	A	N1-C2-N3	-5.64	126.48	129.30
35	BB	1470	G	N9-C1'-C2'	-5.64	105.79	112.00
38	BE	31	A	P-O3'-C3'	-5.64	112.93	119.70
38	BE	34	C	C2-N3-C4	-5.64	117.08	119.90
53	BT	5	LYS	CA-C-N	5.64	129.62	117.20
66	Bg	97	ARG	NE-CZ-NH1	5.64	123.12	120.30
75	Bp	48	ALA	C-N-CA	5.64	135.81	121.70
84	By	87	ARG	NE-CZ-NH1	5.64	123.12	120.30
85	AA	49	C	O5'-P-OP2	-5.64	100.62	105.70
85	AA	301	U	C6-N1-C1'	-5.64	113.30	121.20
85	AA	489	C	O4'-C4'-C3'	-5.64	98.36	104.00
85	AA	615	A	O4'-C1'-N9	5.64	112.72	108.20
85	AA	1142	G	C5-C6-O6	-5.64	125.21	128.60
85	AA	1283	C	C2-N1-C1'	-5.64	112.59	118.80

Continued on next page...

Continued from previous page...

Mol	Chain	Res	Type	Atoms	Z	Observed(°)	Ideal(°)
85	AA	1538	C	N3-C2-O2	-5.64	117.95	121.90
85	AA	2007	G	C4'-C3'-C2'	5.64	108.25	102.60
15	AG	18	TYR	CB-CG-CD1	-5.64	117.61	121.00
23	AP	101	SER	N-CA-CB	-5.64	102.03	110.50
23	AP	113	VAL	CA-CB-CG2	-5.64	102.44	110.90
34	BA	175	G	C3'-C2'-C1'	-5.64	96.99	101.50
34	BA	826	C	C3'-C2'-C1'	-5.64	96.98	101.50
35	BB	366	G	C5-C6-O6	-5.64	125.21	128.60
35	BB	824	C	C2-N3-C4	-5.64	117.08	119.90
35	BB	1001	G	O4'-C1'-N9	5.64	112.71	108.20
35	BB	1163	U	O4'-C1'-N1	5.64	112.71	108.20
35	BB	1234	G	C5-C6-O6	-5.64	125.22	128.60
38	BE	5	A	C6-N1-C2	-5.64	115.22	118.60
40	BG	54	G	P-O5'-C5'	-5.64	111.87	120.90
40	BG	76	C	P-O5'-C5'	-5.64	111.87	120.90
40	BG	79	U	C5-C6-N1	-5.64	119.88	122.70
41	BH	129	G	C8-N9-C4	5.64	108.66	106.40
85	AA	261	U	N1-C1'-C2'	-5.64	105.79	112.00
85	AA	484	G	C4-N9-C1'	-5.64	119.17	126.50
85	AA	611	G	N3-C4-N9	5.64	129.38	126.00
85	AA	648	G	C3'-C2'-C1'	-5.64	96.99	101.50
85	AA	726	U	C6-N1-C1'	-5.64	113.30	121.20
85	AA	1570	A	C8-N9-C1'	-5.64	117.54	127.70
30	AW	10	TYR	CA-C-N	-5.64	101.31	117.10
34	BA	86	A	C5-N7-C8	-5.64	101.08	103.90
34	BA	504	A	O3'-P-O5'	5.64	114.72	104.00
34	BA	719	G	N1-C6-O6	-5.64	116.52	119.90
34	BA	1054	U	O3'-P-O5'	5.64	114.72	104.00
35	BB	828	G	C1'-O4'-C4'	-5.64	105.39	109.90
36	BC	159	U	P-O3'-C3'	5.64	126.47	119.70
37	BD	14	C	O4'-C1'-C2'	5.64	112.68	107.60
37	BD	73	U	O5'-C5'-C4'	-5.64	100.98	111.70
85	AA	387	U	P-O5'-C5'	5.64	129.93	120.90
85	AA	438	G	C5-C6-N1	5.64	114.32	111.50
85	AA	536	C	O4'-C1'-N1	5.64	112.71	108.20
85	AA	2106	C	P-O5'-C5'	5.64	129.93	120.90
85	AA	2153	G	N1-C2-N3	-5.64	120.52	123.90
4	A3	118	LYS	N-CA-CB	5.64	120.75	110.60
34	BA	494	A	C4-N9-C1'	-5.64	116.15	126.30
34	BA	828	A	C8-N9-C1'	5.64	137.85	127.70
35	BB	3	C	O4'-C4'-C3'	5.64	110.61	106.10
35	BB	565	U	P-O5'-C5'	-5.64	111.88	120.90

Continued on next page...

Continued from previous page...

Mol	Chain	Res	Type	Atoms	Z	Observed(°)	Ideal(°)
35	BB	632	U	O4'-C4'-C3'	-5.64	98.36	104.00
35	BB	688	U	C2-N1-C1'	-5.64	110.93	117.70
35	BB	1042	U	C4'-C3'-C2'	5.64	108.24	102.60
35	BB	1242	C	N1-C2-O2	5.64	122.28	118.90
35	BB	1322	A	C1'-O4'-C4'	-5.64	105.39	109.90
35	BB	1522	G	C5'-C4'-C3'	5.64	125.02	116.00
38	BE	73	A	C8-N9-C4	-5.64	103.54	105.80
41	BH	27	A	C5-C6-N6	5.64	128.21	123.70
41	BH	28	U	O5'-P-OP2	-5.64	100.62	105.70
44	BK	136	LEU	N-CA-C	-5.64	95.77	111.00
53	BT	88	ARG	NE-CZ-NH1	5.64	123.12	120.30
85	AA	424	A	C5'-C4'-O4'	-5.64	102.33	109.10
85	AA	537	G	C5'-C4'-C3'	-5.64	106.98	116.00
85	AA	703	U	N1-C2-N3	5.64	118.28	114.90
85	AA	1229	G	O4'-C1'-N9	5.64	112.71	108.20
85	AA	1281	G	N1-C2-N3	-5.64	120.52	123.90
85	AA	1537	A	O4'-C1'-N9	5.64	112.71	108.20
86	AB	11	C	C5'-C4'-C3'	-5.64	106.98	116.00
34	BA	46	C	P-O5'-C5'	-5.64	111.88	120.90
34	BA	181	G	P-O3'-C3'	-5.64	112.93	119.70
34	BA	921	G	P-O5'-C5'	-5.64	111.88	120.90
44	BK	99	ILE	CB-CA-C	-5.64	100.32	111.60
85	AA	34	G	O3'-P-O5'	-5.64	93.29	104.00
85	AA	982	G	N1-C2-N2	5.64	121.27	116.20
85	AA	1538	C	C6-N1-C2	-5.64	118.05	120.30
21	AM	89	ARG	NE-CZ-NH2	-5.64	117.48	120.30
34	BA	174	A	C4'-C3'-C2'	-5.64	96.96	102.60
34	BA	231	U	N1-C2-N3	5.64	118.28	114.90
34	BA	526	C	O4'-C1'-N1	5.64	112.71	108.20
35	BB	25	A	O5'-C5'-C4'	-5.64	100.99	111.70
35	BB	106	A	O4'-C1'-N9	5.64	112.71	108.20
35	BB	385	C	C1'-O4'-C4'	-5.64	105.39	109.90
35	BB	1480	G	O4'-C1'-C2'	5.64	112.67	107.60
38	BE	48	G	C8-N9-C4	-5.64	104.14	106.40
38	BE	75	C	O4'-C1'-N1	5.64	112.71	108.20
41	BH	5	G	C4-C5-C6	-5.64	115.42	118.80
60	Ba	74	VAL	CB-CA-C	-5.64	100.69	111.40
85	AA	473	C	P-O3'-C3'	5.64	126.46	119.70
85	AA	520	A	OP1-P-OP2	-5.64	111.14	119.60
85	AA	1320	G	C8-N9-C4	-5.64	104.14	106.40
85	AA	2153	G	C4-N9-C1'	-5.64	119.17	126.50
85	AA	2174	G	C1'-O4'-C4'	-5.64	105.39	109.90

Continued on next page...

Continued from previous page...

Mol	Chain	Res	Type	Atoms	Z	Observed(°)	Ideal(°)
34	BA	138	C	C1'-O4'-C4'	-5.63	105.39	109.90
34	BA	588	C	O4'-C1'-N1	-5.63	103.69	108.20
34	BA	1039	G	C8-N9-C1'	5.63	134.32	127.00
34	BA	1259	C	O3'-P-O5'	-5.63	93.29	104.00
35	BB	74	U	O5'-C5'-C4'	-5.63	100.99	111.70
35	BB	666	A	C8-N9-C4	5.63	108.05	105.80
35	BB	1377	A	O3'-P-O5'	-5.63	93.29	104.00
35	BB	1462	G	N3-C2-N2	5.63	123.84	119.90
39	BF	5	U	O4'-C4'-C3'	-5.63	98.37	104.00
40	BG	66	C	O4'-C1'-C2'	5.63	112.67	107.60
41	BH	30	C	C6-N1-C1'	-5.63	114.04	120.80
54	BU	92	ARG	NE-CZ-NH2	-5.63	117.48	120.30
58	BY	20	ARG	NE-CZ-NH1	5.63	123.12	120.30
63	Bd	14	ARG	NE-CZ-NH2	-5.63	117.48	120.30
85	AA	84	C	O4'-C1'-N1	5.63	112.71	108.20
85	AA	633	C	C6-N1-C1'	-5.63	114.04	120.80
85	AA	879	G	C5'-C4'-O4'	5.63	115.86	109.10
85	AA	992	G	C3'-C2'-C1'	-5.63	96.99	101.50
85	AA	1501	A	O4'-C1'-N9	5.63	112.71	108.20
85	AA	1518	A	C4-C5-C6	-5.63	114.18	117.00
85	AA	1964	A	C5'-C4'-O4'	5.63	115.86	109.10
86	AB	67	C	C4'-C3'-C2'	-5.63	96.97	102.60
23	AP	200	PHE	CB-CG-CD1	5.63	124.74	120.80
34	BA	727	G	O4'-C1'-N9	5.63	112.71	108.20
34	BA	1077	G	C5-C6-N1	5.63	114.32	111.50
34	BA	1302	C	O4'-C1'-N1	5.63	112.71	108.20
35	BB	4	C	N3-C4-N4	-5.63	114.06	118.00
35	BB	583	G	O4'-C1'-N9	5.63	112.71	108.20
35	BB	1514	G	C3'-C2'-C1'	-5.63	96.99	101.50
36	BC	113	G	C6-C5-N7	-5.63	127.02	130.40
84	By	6	HIS	O-C-N	-5.63	113.69	122.70
7	A6	177	ASN	CA-CB-CG	-5.63	101.01	113.40
11	AC	121	ARG	NE-CZ-NH1	5.63	123.12	120.30
34	BA	253	U	P-O5'-C5'	-5.63	111.89	120.90
34	BA	923	C	C1'-O4'-C4'	-5.63	105.39	109.90
34	BA	1040	G	C3'-C2'-C1'	-5.63	96.99	101.50
34	BA	1103	G	C8-N9-C1'	5.63	134.32	127.00
34	BA	1455	C	O4'-C1'-N1	5.63	112.70	108.20
34	BA	1745	G	P-O3'-C3'	-5.63	112.94	119.70
35	BB	25	A	C5'-C4'-C3'	-5.63	106.99	116.00
35	BB	412	A	C5'-C4'-C3'	-5.63	106.99	116.00
35	BB	650	A	N1-C6-N6	-5.63	115.22	118.60

Continued on next page...

Continued from previous page...

Mol	Chain	Res	Type	Atoms	Z	Observed(°)	Ideal(°)
35	BB	1178	A	C2-N3-C4	-5.63	107.78	110.60
35	BB	1178	A	O4'-C4'-C3'	-5.63	98.37	104.00
35	BB	1364	C	C2-N1-C1'	-5.63	112.61	118.80
35	BB	1448	U	N3-C2-O2	-5.63	118.26	122.20
35	BB	1493	A	C4-N9-C1'	-5.63	116.16	126.30
38	BE	24	G	O4'-C1'-N9	5.63	112.71	108.20
57	BX	63	PRO	N-CA-C	5.63	126.74	112.10
85	AA	487	G	N3-C2-N2	5.63	123.84	119.90
85	AA	1276	A	O3'-P-O5'	5.63	114.70	104.00
85	AA	1486	G	N9-C1'-C2'	-5.63	105.80	112.00
85	AA	1975	G	C2'-C3'-O3'	5.63	122.71	113.70
34	BA	889	U	N1-C2-N3	5.63	118.28	114.90
34	BA	1162	U	N3-C2-O2	-5.63	118.26	122.20
34	BA	1415	C	C1'-O4'-C4'	-5.63	105.40	109.90
35	BB	420	U	C2-N3-C4	-5.63	123.62	127.00
35	BB	465	C	N3-C4-N4	-5.63	114.06	118.00
35	BB	567	G	C5'-C4'-O4'	5.63	115.86	109.10
35	BB	1029	U	O4'-C1'-C2'	5.63	112.67	107.60
38	BE	200	A	C8-N9-C4	5.63	108.05	105.80
40	BG	135	C	C4'-C3'-C2'	-5.63	96.97	102.60
40	BG	156	G	C5-N7-C8	-5.63	101.48	104.30
85	AA	1349	A	C5'-C4'-C3'	-5.63	106.99	116.00
85	AA	1650	G	C2'-C3'-O3'	5.63	122.71	113.70
85	AA	1829	C	C1'-O4'-C4'	-5.63	105.40	109.90
34	BA	962	U	C1'-O4'-C4'	-5.63	105.40	109.90
34	BA	1806	A	O4'-C1'-N9	5.63	112.70	108.20
35	BB	22	A	C8-N9-C1'	5.63	137.83	127.70
35	BB	35	G	N1-C6-O6	-5.63	116.52	119.90
35	BB	70	A	N1-C6-N6	-5.63	115.22	118.60
35	BB	606	C	N3-C2-O2	-5.63	117.96	121.90
35	BB	630	A	P-O3'-C3'	-5.63	112.94	119.70
35	BB	823	G	O4'-C1'-N9	5.63	112.70	108.20
35	BB	1425	A	O5'-P-OP2	5.63	117.45	110.70
35	BB	1450	G	C5-C6-N1	5.63	114.31	111.50
38	BE	208	G	N1-C6-O6	5.63	123.28	119.90
40	BG	176	G	C4'-C3'-C2'	5.63	108.23	102.60
40	BG	180	C	P-O3'-C3'	-5.63	112.95	119.70
41	BH	102	C	N3-C4-N4	-5.63	114.06	118.00
71	BI	116	HIS	N-CA-CB	5.63	120.73	110.60
85	AA	890	U	N1-C2-N3	5.63	118.28	114.90
85	AA	1566	A	C8-N9-C4	5.63	108.05	105.80
85	AA	1921	G	N3-C2-N2	-5.63	115.96	119.90

Continued on next page...

Continued from previous page...

Mol	Chain	Res	Type	Atoms	Z	Observed(°)	Ideal(°)
11	AC	164	ARG	N-CA-CB	-5.63	100.47	110.60
34	BA	241	U	C3'-C2'-C1'	-5.63	97.00	101.50
34	BA	376	U	C2-N1-C1'	-5.63	110.95	117.70
34	BA	435	U	N3-C2-O2	-5.63	118.26	122.20
34	BA	1333	G	C4-N9-C1'	-5.63	119.19	126.50
34	BA	1460	U	C6-N1-C1'	-5.63	113.32	121.20
34	BA	1483	U	N1-C2-O2	5.63	126.74	122.80
35	BB	345	U	O4'-C1'-N1	5.63	112.70	108.20
35	BB	433	C	P-O5'-C5'	5.63	129.90	120.90
35	BB	585	U	O4'-C1'-N1	5.63	112.70	108.20
36	BC	32	U	C4'-C3'-C2'	-5.63	96.97	102.60
36	BC	69	U	C5-C4-O4	-5.63	122.52	125.90
36	BC	72	A	P-O3'-C3'	-5.63	112.95	119.70
38	BE	200	A	O4'-C1'-N9	5.63	112.70	108.20
41	BH	127	A	O4'-C1'-N9	5.63	112.70	108.20
79	Bt	15	GLU	N-CA-CB	5.63	120.73	110.60
85	AA	17	C	C5-C6-N1	5.63	123.81	121.00
85	AA	77	C	C6-N1-C1'	-5.63	114.05	120.80
85	AA	1229	G	N7-C8-N9	5.63	115.91	113.10
85	AA	1480	C	C4'-C3'-C2'	-5.63	96.97	102.60
18	AJ	119	ARG	CB-CA-C	-5.62	99.15	110.40
34	BA	461	A	P-O5'-C5'	-5.62	111.90	120.90
34	BA	1093	G	C4-N9-C1'	-5.62	119.19	126.50
34	BA	1561	C	N3-C2-O2	-5.62	117.96	121.90
36	BC	124	A	C4-C5-C6	5.62	119.81	117.00
37	BD	65	G	C5-C6-N1	5.62	114.31	111.50
38	BE	94	U	P-O5'-C5'	-5.62	111.90	120.90
49	BP	11	ARG	N-CA-CB	5.62	120.73	110.60
85	AA	578	U	O3'-P-O5'	-5.62	93.31	104.00
85	AA	920	A	P-O3'-C3'	-5.62	112.95	119.70
6	A5	7	ARG	NE-CZ-NH2	-5.62	117.49	120.30
34	BA	12	G	N3-C4-N9	-5.62	122.63	126.00
34	BA	56	G	N1-C6-O6	5.62	123.27	119.90
34	BA	157	U	P-O5'-C5'	5.62	129.90	120.90
34	BA	449	G	C3'-C2'-C1'	-5.62	97.00	101.50
34	BA	484	A	C2'-C3'-O3'	5.62	122.70	113.70
35	BB	498	G	C8-N9-C1'	5.62	134.31	127.00
35	BB	1038	G	C5-C6-N1	5.62	114.31	111.50
53	BT	174	ARG	NE-CZ-NH1	5.62	123.11	120.30
72	Bm	76	ARG	N-CA-CB	5.62	120.72	110.60
85	AA	614	U	C5'-C4'-C3'	5.62	125.00	116.00
85	AA	738	C	N1-C2-N3	5.62	123.14	119.20

Continued on next page...

Continued from previous page...

Mol	Chain	Res	Type	Atoms	Z	Observed(°)	Ideal(°)
85	AA	1295	G	C8-N9-C4	-5.62	104.15	106.40
85	AA	2106	C	C6-N1-C2	-5.62	118.05	120.30
27	AT	67	PHE	CB-CG-CD1	-5.62	116.86	120.80
34	BA	96	G	C5'-C4'-C3'	-5.62	107.00	116.00
34	BA	330	A	C3'-C2'-C1'	-5.62	97.00	101.50
34	BA	423	G	C5-N7-C8	-5.62	101.49	104.30
34	BA	964	U	O4'-C1'-N1	5.62	112.70	108.20
34	BA	1487	U	N3-C2-O2	-5.62	118.27	122.20
35	BB	458	U	O4'-C1'-N1	5.62	112.70	108.20
35	BB	489	A	C2-N3-C4	-5.62	107.79	110.60
35	BB	529	A	N7-C8-N9	5.62	116.61	113.80
35	BB	827	U	C6-N1-C1'	5.62	129.07	121.20
35	BB	845	C	C4'-C3'-O3'	5.62	124.24	113.00
35	BB	1116	U	O5'-P-OP2	-5.62	100.64	105.70
35	BB	1384	A	O4'-C4'-C3'	-5.62	98.38	104.00
38	BE	61	A	C8-N9-C1'	5.62	137.82	127.70
39	BF	5	U	C5'-C4'-C3'	5.62	125.00	116.00
85	AA	54	C	C2-N1-C1'	-5.62	112.62	118.80
85	AA	353	G	N3-C2-N2	5.62	123.84	119.90
85	AA	560	C	P-O3'-C3'	5.62	126.44	119.70
85	AA	667	A	P-O3'-C3'	-5.62	112.95	119.70
85	AA	1323	G	C5-C6-O6	-5.62	125.23	128.60
85	AA	1353	U	O5'-C5'-C4'	5.62	122.38	111.70
85	AA	1884	A	C2'-C3'-O3'	5.62	122.69	113.70
85	AA	1931	C	C6-N1-C2	-5.62	118.05	120.30
34	BA	266	G	P-O5'-C5'	-5.62	111.91	120.90
34	BA	451	A	N9-C1'-C2'	-5.62	105.82	112.00
35	BB	347	G	O4'-C1'-N9	5.62	112.70	108.20
36	BC	52	A	O5'-C5'-C4'	-5.62	101.02	111.70
60	Ba	94	GLY	N-CA-C	-5.62	99.05	113.10
85	AA	125	A	C1'-O4'-C4'	-5.62	105.40	109.90
85	AA	586	G	N9-C1'-C2'	-5.62	105.82	112.00
85	AA	859	G	N9-C1'-C2'	-5.62	105.82	112.00
85	AA	2173	A	C5'-C4'-C3'	-5.62	107.01	116.00
5	A4	158	PHE	CB-CG-CD2	-5.62	116.87	120.80
34	BA	363	G	C5'-C4'-C3'	5.62	124.99	116.00
34	BA	465	A	N9-C1'-C2'	-5.62	105.82	112.00
34	BA	764	G	N3-C4-N9	5.62	129.37	126.00
34	BA	1079	C	C2-N3-C4	-5.62	117.09	119.90
34	BA	1460	U	C6-N1-C2	-5.62	117.63	121.00
34	BA	1771	U	O4'-C1'-N1	5.62	112.69	108.20
35	BB	68	G	P-O5'-C5'	-5.62	111.91	120.90

Continued on next page...

Continued from previous page...

Mol	Chain	Res	Type	Atoms	Z	Observed(°)	Ideal(°)
35	BB	394	A	N1-C2-N3	-5.62	126.49	129.30
35	BB	568	A	C5-C6-N6	-5.62	119.20	123.70
35	BB	629	C	C4-C5-C6	-5.62	114.59	117.40
35	BB	1495	U	C2'-C3'-O3'	5.62	122.69	113.70
35	BB	1509	G	O3'-P-O5'	-5.62	93.32	104.00
36	BC	113	G	C5'-C4'-C3'	-5.62	107.01	116.00
38	BE	25	U	C2'-C3'-O3'	5.62	122.69	113.70
41	BH	113	G	C3'-C2'-C1'	-5.62	97.00	101.50
65	Bf	352	ALA	CA-C-N	-5.62	104.84	117.20
67	Bh	30	ARG	N-CA-CB	-5.62	100.49	110.60
85	AA	54	C	C3'-C2'-C1'	-5.62	97.00	101.50
85	AA	245	A	C4'-C3'-C2'	-5.62	96.98	102.60
85	AA	345	U	C4'-C3'-C2'	-5.62	96.98	102.60
85	AA	1147	A	P-O3'-C3'	5.62	126.44	119.70
85	AA	1275	A	C8-N9-C4	5.62	108.05	105.80
34	BA	125	G	N1-C6-O6	-5.62	116.53	119.90
35	BB	5	A	O4'-C4'-C3'	-5.62	98.38	104.00
38	BE	49	A	O4'-C1'-N9	5.62	112.69	108.20
48	BO	82	SER	CB-CA-C	-5.62	99.43	110.10
81	Bv	89	ASP	CA-CB-CG	-5.62	101.04	113.40
85	AA	547	A	C1'-O4'-C4'	-5.62	105.41	109.90
85	AA	793	C	O5'-P-OP2	5.62	117.44	110.70
85	AA	2225	G	C6-N1-C2	-5.62	121.73	125.10
4	A3	85	PHE	C-N-CA	5.62	135.74	121.70
31	AX	93	ARG	NE-CZ-NH1	5.62	123.11	120.30
34	BA	344	G	O4'-C1'-N9	5.62	112.69	108.20
34	BA	383	G	N1-C2-N2	5.62	121.25	116.20
34	BA	666	C	C4'-C3'-C2'	-5.62	96.98	102.60
34	BA	742	C	P-O3'-C3'	-5.62	112.96	119.70
34	BA	778	U	C4'-C3'-C2'	-5.62	96.98	102.60
34	BA	803	U	C2'-C3'-O3'	5.62	122.68	113.70
34	BA	1346	U	C5'-C4'-O4'	5.62	115.84	109.10
34	BA	1572	G	C5-C6-O6	5.62	131.97	128.60
34	BA	1628	A	C3'-C2'-C1'	-5.62	97.01	101.50
35	BB	1110	G	C8-N9-C1'	5.62	134.30	127.00
35	BB	1512	C	C5'-C4'-O4'	-5.62	102.36	109.10
36	BC	107	C	N1-C1'-C2'	-5.62	105.82	112.00
37	BD	38	U	C2-N3-C4	-5.62	123.63	127.00
41	BH	11	C	O5'-C5'-C4'	5.62	122.37	111.70
85	AA	674	U	C5'-C4'-C3'	-5.62	107.02	116.00
85	AA	820	G	C5-C6-O6	5.62	131.97	128.60
85	AA	1637	C	O3'-P-O5'	-5.62	93.33	104.00

Continued on next page...

Continued from previous page...

Mol	Chain	Res	Type	Atoms	Z	Observed(°)	Ideal(°)
85	AA	1664	G	P-O5'-C5'	-5.62	111.92	120.90
23	AP	111	PHE	CB-CG-CD1	5.61	124.73	120.80
34	BA	504	A	C8-N9-C4	5.61	108.05	105.80
34	BA	750	C	P-O5'-C5'	-5.61	111.92	120.90
35	BB	384	A	C1'-O4'-C4'	-5.61	105.41	109.90
35	BB	1331	U	C1'-O4'-C4'	-5.61	105.41	109.90
38	BE	55	C	O4'-C1'-N1	5.61	112.69	108.20
38	BE	79	G	O4'-C1'-N9	5.61	112.69	108.20
40	BG	10	U	C6-N1-C1'	5.61	129.06	121.20
85	AA	192	G	N3-C4-C5	-5.61	125.79	128.60
85	AA	324	U	C4'-C3'-C2'	5.61	108.21	102.60
85	AA	464	A	O5'-C5'-C4'	-5.61	101.03	111.70
85	AA	993	G	P-O3'-C3'	-5.61	112.96	119.70
85	AA	1223	A	C4-C5-C6	-5.61	114.19	117.00
85	AA	1456	A	C1'-O4'-C4'	-5.61	105.41	109.90
85	AA	2008	G	N1-C2-N3	-5.61	120.53	123.90
85	AA	2102	A	C5-C6-N6	-5.61	119.21	123.70
85	AA	2186	U	C5'-C4'-O4'	5.61	115.84	109.10
34	BA	423	G	C1'-O4'-C4'	-5.61	105.41	109.90
35	BB	545	C	O4'-C1'-N1	5.61	112.69	108.20
35	BB	823	G	N3-C4-C5	-5.61	125.79	128.60
35	BB	824	C	C5'-C4'-C3'	-5.61	107.02	116.00
67	Bh	28	GLU	C-N-CA	5.61	135.73	121.70
84	By	171	ARG	NE-CZ-NH2	-5.61	117.49	120.30
85	AA	2035	C	O4'-C1'-N1	5.61	112.69	108.20
85	AA	2125	A	C5-N7-C8	-5.61	101.09	103.90
34	BA	260	A	P-O5'-C5'	-5.61	111.92	120.90
34	BA	372	U	O5'-P-OP2	-5.61	100.65	105.70
34	BA	667	U	O4'-C1'-N1	5.61	112.69	108.20
34	BA	705	C	C4'-C3'-C2'	5.61	108.21	102.60
34	BA	883	C	O4'-C1'-N1	5.61	112.69	108.20
34	BA	901	C	N3-C2-O2	-5.61	117.97	121.90
34	BA	992	A	O4'-C1'-C2'	5.61	112.65	107.60
34	BA	1340	G	C6-N1-C2	-5.61	121.73	125.10
34	BA	1693	U	C2-N3-C4	-5.61	123.63	127.00
35	BB	147	C	C6-N1-C1'	-5.61	114.07	120.80
35	BB	638	G	C2'-C3'-O3'	5.61	122.68	113.70
35	BB	1147	G	C5-C6-O6	-5.61	125.23	128.60
35	BB	1336	G	N1-C6-O6	5.61	123.27	119.90
35	BB	1353	G	C8-N9-C4	-5.61	104.16	106.40
37	BD	79	G	C2-N3-C4	5.61	114.70	111.90
85	AA	4	C	C5-C4-N4	-5.61	116.27	120.20

Continued on next page...

Continued from previous page...

Mol	Chain	Res	Type	Atoms	Z	Observed(°)	Ideal(°)
85	AA	124	A	C3'-C2'-C1'	5.61	105.99	101.50
85	AA	782	G	C3'-C2'-C1'	-5.61	97.01	101.50
85	AA	815	G	N9-C1'-C2'	-5.61	105.83	112.00
85	AA	999	A	O4'-C1'-N9	5.61	112.69	108.20
85	AA	1295	G	N3-C4-C5	-5.61	125.79	128.60
85	AA	1299	A	C5'-C4'-C3'	5.61	124.98	116.00
85	AA	1470	A	C8-N9-C4	5.61	108.04	105.80
85	AA	2058	C	N1-C2-N3	5.61	123.13	119.20
86	AB	28	G	C5-C6-O6	-5.61	125.23	128.60
26	AS	105	PHE	CB-CG-CD2	-5.61	116.87	120.80
34	BA	27	G	O4'-C1'-N9	5.61	112.69	108.20
34	BA	1318	G	O4'-C4'-C3'	-5.61	98.39	104.00
34	BA	1658	G	C3'-C2'-C1'	-5.61	97.01	101.50
35	BB	403	U	C2-N3-C4	-5.61	123.64	127.00
35	BB	852	G	OP2-P-O3'	5.61	117.54	105.20
35	BB	1443	C	O4'-C1'-N1	5.61	112.69	108.20
46	BM	67	ARG	NE-CZ-NH1	5.61	123.11	120.30
85	AA	66	U	C5-C4-O4	5.61	129.26	125.90
85	AA	138	C	C6-N1-C2	-5.61	118.06	120.30
85	AA	776	C	P-O5'-C5'	-5.61	111.92	120.90
85	AA	1266	C	C6-N1-C2	5.61	122.54	120.30
85	AA	1892	G	C1'-O4'-C4'	-5.61	105.41	109.90
14	AF	116	ARG	NE-CZ-NH2	-5.61	117.50	120.30
34	BA	10	G	C4-C5-C6	-5.61	115.44	118.80
34	BA	39	C	N3-C4-N4	5.61	121.93	118.00
34	BA	332	U	O4'-C1'-N1	5.61	112.69	108.20
34	BA	389	U	C3'-C2'-C1'	-5.61	97.02	101.50
34	BA	605	G	O5'-C5'-C4'	5.61	122.36	111.70
34	BA	794	G	C5'-C4'-C3'	-5.61	107.03	116.00
34	BA	796	G	C8-N9-C4	-5.61	104.16	106.40
34	BA	1395	C	C2-N3-C4	-5.61	117.10	119.90
34	BA	1415	C	O5'-P-OP2	-5.61	100.65	105.70
35	BB	1031	G	O4'-C1'-C2'	-5.61	100.19	105.80
36	BC	111	C	C5-C4-N4	-5.61	116.28	120.20
37	BD	105	G	C3'-C2'-C1'	-5.61	97.02	101.50
40	BG	119	A	N1-C6-N6	5.61	121.97	118.60
40	BG	172	C	C3'-C2'-C1'	-5.61	97.02	101.50
51	BR	141	ARG	NE-CZ-NH2	5.61	123.10	120.30
83	Bx	50	GLY	C-N-CA	5.61	135.72	121.70
85	AA	3	U	C4'-C3'-C2'	-5.61	96.99	102.60
85	AA	4	C	C5'-C4'-C3'	-5.61	107.03	116.00
85	AA	780	U	O4'-C1'-N1	5.61	112.69	108.20

Continued on next page...

Continued from previous page...

Mol	Chain	Res	Type	Atoms	Z	Observed(°)	Ideal(°)
85	AA	851	G	N9-C4-C5	-5.61	103.16	105.40
85	AA	925	G	O5'-P-OP2	-5.61	100.65	105.70
85	AA	926	C	C6-N1-C1'	5.61	127.53	120.80
85	AA	1832	G	C4'-C3'-C2'	-5.61	96.99	102.60
85	AA	1850	G	C5'-C4'-O4'	5.61	115.83	109.10
85	AA	2061	C	C4'-C3'-C2'	-5.61	96.99	102.60
21	AM	109	ARG	NE-CZ-NH1	5.61	123.10	120.30
31	AX	9	MET	CA-CB-CG	5.61	122.83	113.30
34	BA	537	C	P-O5'-C5'	5.61	129.87	120.90
34	BA	771	A	C5'-C4'-C3'	5.61	124.97	116.00
34	BA	1563	G	C1'-O4'-C4'	5.61	114.38	109.90
35	BB	621	C	C5'-C4'-C3'	-5.61	107.03	116.00
35	BB	926	C	O4'-C1'-N1	5.61	112.68	108.20
38	BE	201	A	O4'-C1'-N9	5.61	112.69	108.20
85	AA	30	G	C1'-O4'-C4'	-5.61	105.42	109.90
85	AA	442	G	C5'-C4'-C3'	-5.61	107.03	116.00
85	AA	742	U	C5-C4-O4	5.61	129.26	125.90
85	AA	756	G	O5'-P-OP1	5.61	117.43	110.70
85	AA	1106	A	C5-N7-C8	-5.61	101.10	103.90
85	AA	1844	A	P-O3'-C3'	-5.61	112.97	119.70
85	AA	1892	G	N1-C6-O6	5.61	123.26	119.90
85	AA	2217	A	C5-C6-N6	-5.61	119.22	123.70
34	BA	83	G	N9-C1'-C2'	-5.60	105.84	112.00
85	AA	1879	U	C2'-C3'-O3'	5.60	122.67	113.70
85	AA	1990	U	P-O3'-C3'	-5.60	112.98	119.70
85	AA	2167	A	C4-N9-C1'	-5.60	116.21	126.30
34	BA	173	U	O4'-C1'-N1	5.60	112.68	108.20
34	BA	246	G	N3-C2-N2	5.60	123.82	119.90
34	BA	289	A	C5-C6-N6	-5.60	119.22	123.70
34	BA	515	U	C5'-C4'-C3'	5.60	124.97	116.00
34	BA	568	G	N9-C1'-C2'	-5.60	105.84	112.00
34	BA	799	A	P-O3'-C3'	5.60	126.42	119.70
34	BA	834	C	OP1-P-OP2	-5.60	111.20	119.60
34	BA	924	U	C6-N1-C2	-5.60	117.64	121.00
34	BA	1055	U	C4'-C3'-C2'	5.60	108.20	102.60
34	BA	1645	C	C3'-C2'-C1'	-5.60	97.02	101.50
35	BB	71	A	C1'-O4'-C4'	-5.60	105.42	109.90
35	BB	271	C	O4'-C1'-N1	5.60	112.68	108.20
35	BB	795	A	O4'-C1'-N9	5.60	112.68	108.20
35	BB	906	G	N1-C6-O6	5.60	123.26	119.90
36	BC	20	C	C6-N1-C2	-5.60	118.06	120.30
38	BE	112	G	O5'-C5'-C4'	5.60	122.34	111.70

Continued on next page...

Continued from previous page...

Mol	Chain	Res	Type	Atoms	Z	Observed(°)	Ideal(°)
38	BE	154	A	O4'-C1'-N9	5.60	112.68	108.20
39	BF	61	A	O5'-C5'-C4'	5.60	122.35	111.70
42	BI	19	THR	C-N-CA	5.60	135.71	121.70
53	BT	189	ARG	NE-CZ-NH1	5.60	123.10	120.30
85	AA	249	C	C6-N1-C2	-5.60	118.06	120.30
85	AA	1302	A	N1-C6-N6	5.60	121.96	118.60
85	AA	1814	U	C3'-C2'-C1'	-5.60	97.02	101.50
85	AA	2150	G	C5-C6-O6	-5.60	125.24	128.60
1	A0	117	ARG	N-CA-C	-5.60	95.88	111.00
34	BA	223	U	C5'-C4'-O4'	-5.60	102.38	109.10
34	BA	297	A	C8-N9-C4	-5.60	103.56	105.80
34	BA	442	G	O4'-C1'-C2'	-5.60	100.20	105.80
34	BA	585	G	C5'-C4'-C3'	-5.60	107.04	116.00
34	BA	1410	C	C1'-O4'-C4'	-5.60	105.42	109.90
34	BA	1607	U	C1'-O4'-C4'	-5.60	105.42	109.90
35	BB	1515	C	C2-N3-C4	-5.60	117.10	119.90
41	BH	118	U	C3'-C2'-C1'	-5.60	97.02	101.50
59	BZ	55	VAL	CB-CA-C	-5.60	100.76	111.40
85	AA	750	A	C5-C6-N6	-5.60	119.22	123.70
34	BA	812	A	C4-N9-C1'	-5.60	116.22	126.30
34	BA	1166	A	C4-C5-C6	-5.60	114.20	117.00
34	BA	1496	G	N9-C4-C5	-5.60	103.16	105.40
34	BA	1559	C	N3-C2-O2	-5.60	117.98	121.90
34	BA	1617	U	C3'-C2'-C1'	-5.60	97.02	101.50
34	BA	1686	G	C8-N9-C4	5.60	108.64	106.40
34	BA	1697	U	OP1-P-OP2	-5.60	111.20	119.60
34	BA	1720	U	N3-C2-O2	-5.60	118.28	122.20
34	BA	1790	U	O4'-C1'-C2'	5.60	112.64	107.60
34	BA	1804	A	C4'-C3'-C2'	-5.60	97.00	102.60
37	BD	55	A	C5-C6-N6	5.60	128.18	123.70
38	BE	79	G	C5-C6-O6	-5.60	125.24	128.60
38	BE	131	C	C4'-C3'-C2'	5.60	108.20	102.60
53	BT	117	ARG	N-CA-CB	-5.60	100.52	110.60
85	AA	303	A	C5-C6-N6	5.60	128.18	123.70
85	AA	304	G	C3'-C2'-C1'	5.60	105.98	101.50
85	AA	422	G	C6-N1-C2	-5.60	121.74	125.10
85	AA	721	C	C4'-C3'-C2'	-5.60	97.00	102.60
85	AA	972	G	O5'-C5'-C4'	5.60	122.34	111.70
85	AA	1106	A	C5'-C4'-O4'	5.60	115.82	109.10
25	AR	14	VAL	N-CA-C	-5.60	95.89	111.00
34	BA	108	A	C5-C6-N1	5.60	120.50	117.70
34	BA	159	U	C3'-C2'-C1'	-5.60	97.02	101.50

Continued on next page...

Continued from previous page...

Mol	Chain	Res	Type	Atoms	Z	Observed(°)	Ideal(°)
34	BA	499	C	C4'-C3'-C2'	5.60	108.20	102.60
34	BA	575	U	O3'-P-O5'	-5.60	93.37	104.00
34	BA	940	C	C4'-C3'-C2'	5.60	108.20	102.60
34	BA	1053	U	N1-C2-N3	5.60	118.26	114.90
34	BA	1424	G	C5'-C4'-C3'	-5.60	107.04	116.00
34	BA	1543	A	O4'-C1'-C2'	5.60	112.64	107.60
35	BB	531	U	O4'-C1'-N1	5.60	112.68	108.20
35	BB	829	C	C6-N1-C1'	5.60	127.52	120.80
35	BB	1046	C	C2-N3-C4	-5.60	117.10	119.90
35	BB	1314	G	P-O5'-C5'	-5.60	111.95	120.90
40	BG	104	A	C5'-C4'-C3'	-5.60	107.04	116.00
33	AZ	97	ARG	NE-CZ-NH2	-5.60	117.50	120.30
34	BA	1194	G	N1-C6-O6	-5.60	116.54	119.90
34	BA	1225	A	C1'-O4'-C4'	-5.60	105.42	109.90
34	BA	1249	G	N9-C1'-C2'	-5.60	105.84	112.00
34	BA	1337	A	C3'-C2'-C1'	-5.60	97.02	101.50
34	BA	1501	U	C5-C6-N1	-5.60	119.90	122.70
35	BB	1181	A	N9-C1'-C2'	-5.60	105.84	112.00
36	BC	154	A	N9-C4-C5	-5.60	103.56	105.80
51	BR	139	TYR	CB-CA-C	5.60	121.59	110.40
74	Bo	19	GLY	N-CA-C	5.60	127.09	113.10
82	Bw	46	ALA	CB-CA-C	-5.60	101.70	110.10
85	AA	438	G	P-O3'-C3'	-5.60	112.98	119.70
85	AA	988	C	C2-N1-C1'	5.60	124.96	118.80
85	AA	2171	A	OP2-P-O3'	5.60	117.51	105.20
34	BA	710	A	C5'-C4'-C3'	-5.59	107.05	116.00
34	BA	934	G	C8-N9-C4	5.59	108.64	106.40
34	BA	1300	G	C8-N9-C1'	5.59	134.27	127.00
34	BA	1634	A	O5'-C5'-C4'	5.59	122.33	111.70
34	BA	1728	G	C2-N3-C4	-5.59	109.10	111.90
35	BB	1498	G	C4-C5-C6	-5.59	115.44	118.80
35	BB	1522	G	C8-N9-C1'	5.59	134.27	127.00
38	BE	206	G	O4'-C1'-N9	5.59	112.67	108.20
39	BF	18	U	C6-N1-C1'	-5.59	113.37	121.20
40	BG	30	C	C6-N1-C2	-5.59	118.06	120.30
40	BG	91	U	O3'-P-O5'	5.59	114.63	104.00
53	BT	81	ARG	CB-CG-CD	5.59	126.15	111.60
64	Be	133	TYR	N-CA-C	-5.59	95.90	111.00
84	By	6	HIS	CA-C-N	5.59	129.51	117.20
85	AA	47	A	N3-C4-C5	-5.59	122.88	126.80
85	AA	257	U	O4'-C1'-N1	5.59	112.68	108.20
85	AA	455	G	N1-C2-N3	-5.59	120.54	123.90

Continued on next page...

Continued from previous page...

Mol	Chain	Res	Type	Atoms	Z	Observed(°)	Ideal(°)
85	AA	873	U	O4'-C1'-N1	5.59	112.68	108.20
85	AA	1249	U	P-O5'-C5'	5.59	129.85	120.90
85	AA	1301	C	C6-N1-C2	-5.59	118.06	120.30
86	AB	43	C	C4'-C3'-C2'	-5.59	97.00	102.60
34	BA	78	U	C3'-C2'-C1'	-5.59	97.03	101.50
34	BA	976	C	C5-C4-N4	5.59	124.11	120.20
34	BA	1094	U	C2-N3-C4	-5.59	123.64	127.00
34	BA	1119	A	O4'-C1'-N9	5.59	112.67	108.20
34	BA	1485	U	N1-C1'-C2'	-5.59	105.85	112.00
35	BB	8	U	C2-N1-C1'	-5.59	110.99	117.70
35	BB	1068	G	N1-C6-O6	5.59	123.26	119.90
41	BH	4	U	C6-N1-C2	-5.59	117.64	121.00
41	BH	28	U	N1-C2-O2	5.59	126.72	122.80
47	BN	18	ASN	CA-CB-CG	-5.59	101.09	113.40
85	AA	329	G	C5-C6-O6	-5.59	125.24	128.60
85	AA	1016	G	C1'-O4'-C4'	-5.59	105.43	109.90
85	AA	1149	A	P-O3'-C3'	5.59	126.41	119.70
85	AA	1517	G	N1-C6-O6	5.59	123.26	119.90
23	AP	105	ARG	NE-CZ-NH1	5.59	123.09	120.30
34	BA	422	C	C5'-C4'-C3'	-5.59	107.06	116.00
34	BA	469	C	C6-N1-C2	-5.59	118.06	120.30
34	BA	709	C	C5'-C4'-C3'	-5.59	107.05	116.00
34	BA	941	G	N1-C2-N2	-5.59	111.17	116.20
34	BA	1090	A	P-O3'-C3'	-5.59	112.99	119.70
34	BA	1348	G	P-O3'-C3'	-5.59	112.99	119.70
34	BA	1695	G	C1'-O4'-C4'	-5.59	105.43	109.90
34	BA	1829	A	P-O5'-C5'	5.59	129.85	120.90
35	BB	673	C	P-O3'-C3'	-5.59	112.99	119.70
35	BB	1017	U	C3'-C2'-C1'	-5.59	97.03	101.50
35	BB	1503	U	C4'-C3'-C2'	-5.59	97.01	102.60
36	BC	3	C	N1-C2-N3	5.59	123.11	119.20
44	BK	49	CYS	N-CA-CB	5.59	120.66	110.60
59	BZ	106	LEU	C-N-CA	5.59	135.68	121.70
85	AA	373	G	C4'-C3'-C2'	5.59	108.19	102.60
85	AA	558	U	C3'-C2'-C1'	-5.59	97.03	101.50
85	AA	578	U	C5'-C4'-O4'	-5.59	102.39	109.10
85	AA	818	C	N3-C4-N4	5.59	121.91	118.00
85	AA	1457	C	C5-C6-N1	5.59	123.80	121.00
85	AA	2250	U	C3'-C2'-C1'	5.59	105.97	101.50
34	BA	52	G	C6-N1-C2	-5.59	121.75	125.10
34	BA	101	G	P-O5'-C5'	-5.59	111.96	120.90
34	BA	1415	C	C4'-C3'-C2'	5.59	108.19	102.60

Continued on next page...

Continued from previous page...

Mol	Chain	Res	Type	Atoms	Z	Observed(°)	Ideal(°)
34	BA	1729	G	N3-C2-N2	5.59	123.81	119.90
35	BB	719	G	P-O5'-C5'	5.59	129.84	120.90
35	BB	1015	U	P-O3'-C3'	-5.59	112.99	119.70
36	BC	156	A	O4'-C4'-C3'	-5.59	98.41	104.00
52	BS	116	HIS	N-CA-CB	5.59	120.66	110.60
85	AA	165	C	C4'-C3'-C2'	-5.59	97.01	102.60
85	AA	1324	G	C5'-C4'-C3'	-5.59	107.06	116.00
85	AA	1826	U	C2-N1-C1'	5.59	124.41	117.70
34	BA	548	G	N7-C8-N9	5.59	115.89	113.10
34	BA	702	G	O4'-C1'-N9	5.59	112.67	108.20
34	BA	1451	A	C5-C6-N6	-5.59	119.23	123.70
35	BB	391	G	O4'-C1'-N9	5.59	112.67	108.20
35	BB	456	A	N1-C6-N6	5.59	121.95	118.60
35	BB	1509	G	N9-C1'-C2'	-5.59	105.85	112.00
38	BE	182	U	P-O3'-C3'	-5.59	112.99	119.70
42	BI	108	CYS	CB-CA-C	5.59	121.58	110.40
85	AA	1661	U	O4'-C1'-C2'	5.59	112.63	107.60
85	AA	1700	C	C6-N1-C2	-5.59	118.06	120.30
15	AG	91	LEU	N-CA-CB	-5.59	99.23	110.40
34	BA	137	C	C1'-O4'-C4'	-5.59	105.43	109.90
34	BA	1700	C	P-O5'-C5'	-5.59	111.96	120.90
35	BB	776	U	O4'-C1'-N1	5.59	112.67	108.20
35	BB	1062	G	C5-C6-N1	5.59	114.29	111.50
35	BB	1467	A	N1-C6-N6	5.59	121.95	118.60
38	BE	184	G	C3'-C2'-C1'	-5.59	97.03	101.50
84	By	38	ARG	NE-CZ-NH2	5.59	123.09	120.30
85	AA	301	U	C2-N1-C1'	5.59	124.40	117.70
85	AA	340	G	C3'-C2'-C1'	-5.59	97.03	101.50
85	AA	443	A	P-O3'-C3'	5.59	126.40	119.70
85	AA	994	A	N1-C2-N3	-5.59	126.51	129.30
85	AA	1489	G	C4'-C3'-C2'	5.59	108.19	102.60
85	AA	1983	C	P-O5'-C5'	-5.59	111.96	120.90
30	AW	80	PHE	CB-CG-CD2	-5.58	116.89	120.80
34	BA	1053	U	O4'-C1'-N1	5.58	112.67	108.20
34	BA	1472	G	P-O3'-C3'	-5.58	113.00	119.70
34	BA	1755	U	O4'-C1'-N1	5.58	112.67	108.20
37	BD	25	G	C8-N9-C4	-5.58	104.17	106.40
47	BN	194	HIS	CA-CB-CG	5.58	123.09	113.60
59	BZ	7	ARG	N-CA-C	-5.58	95.92	111.00
77	Br	234	ASN	CA-CB-CG	-5.58	101.11	113.40
80	Bu	145	ARG	N-CA-CB	5.58	120.65	110.60
85	AA	1793	A	C5'-C4'-O4'	-5.58	102.40	109.10

Continued on next page...

Continued from previous page...

Mol	Chain	Res	Type	Atoms	Z	Observed(°)	Ideal(°)
85	AA	1797	U	O4'-C4'-C3'	-5.58	98.42	104.00
86	AB	57	G	C6-N1-C2	5.58	128.45	125.10
34	BA	111	U	N1-C1'-C2'	-5.58	105.86	112.00
34	BA	235	C	C2'-C3'-O3'	5.58	122.63	113.70
34	BA	861	C	C2-N3-C4	-5.58	117.11	119.90
34	BA	1023	G	N1-C6-O6	5.58	123.25	119.90
34	BA	1564	A	N1-C6-N6	5.58	121.95	118.60
35	BB	129	U	O4'-C1'-C2'	5.58	112.62	107.60
35	BB	383	U	C5'-C4'-O4'	5.58	115.80	109.10
35	BB	1356	G	C5-N7-C8	5.58	107.09	104.30
36	BC	99	U	O3'-P-O5'	-5.58	93.39	104.00
38	BE	97	G	P-O3'-C3'	-5.58	113.00	119.70
41	BH	22	A	N1-C6-N6	5.58	121.95	118.60
41	BH	102	C	C5'-C4'-O4'	-5.58	102.40	109.10
77	Br	277	LEU	N-CA-CB	5.58	121.57	110.40
85	AA	270	A	N1-C6-N6	-5.58	115.25	118.60
85	AA	584	G	C8-N9-C4	-5.58	104.17	106.40
85	AA	864	C	C1'-O4'-C4'	-5.58	105.43	109.90
85	AA	1493	A	N3-C4-N9	-5.58	122.93	127.40
34	BA	175	G	O4'-C4'-C3'	-5.58	98.42	104.00
34	BA	650	C	C3'-C2'-C1'	-5.58	97.03	101.50
34	BA	860	G	N9-C1'-C2'	-5.58	105.86	112.00
34	BA	1053	U	C2-N3-C4	-5.58	123.65	127.00
34	BA	1252	G	N9-C1'-C2'	-5.58	105.86	112.00
34	BA	1442	A	C5'-C4'-C3'	5.58	124.93	116.00
34	BA	1642	A	C3'-C2'-C1'	-5.58	97.03	101.50
35	BB	103	C	N3-C4-N4	-5.58	114.09	118.00
35	BB	1026	G	C5'-C4'-C3'	5.58	124.93	116.00
35	BB	1143	A	O4'-C1'-N9	5.58	112.67	108.20
45	BL	135	TYR	CB-CG-CD2	5.58	124.35	121.00
49	BP	48	ARG	NE-CZ-NH2	-5.58	117.51	120.30
85	AA	118	C	C2-N1-C1'	-5.58	112.66	118.80
85	AA	715	G	N1-C6-O6	-5.58	116.55	119.90
85	AA	855	G	N9-C1'-C2'	5.58	121.26	114.00
85	AA	1155	A	C4-N9-C1'	-5.58	116.25	126.30
85	AA	1268	C	C2-N1-C1'	-5.58	112.66	118.80
85	AA	1853	U	O4'-C1'-N1	5.58	112.67	108.20
85	AA	1945	A	O4'-C1'-N9	5.58	112.67	108.20
85	AA	2136	C	C2'-C3'-O3'	5.58	122.63	113.70
31	AX	116	ARG	NE-CZ-NH2	-5.58	117.51	120.30
34	BA	660	C	C2-N3-C4	-5.58	117.11	119.90
34	BA	1563	G	O4'-C1'-N9	-5.58	103.74	108.20

Continued on next page...

Continued from previous page...

Mol	Chain	Res	Type	Atoms	Z	Observed(°)	Ideal(°)
35	BB	397	C	C5-C4-N4	5.58	124.11	120.20
85	AA	309	G	O4'-C1'-C2'	5.58	112.62	107.60
85	AA	365	G	C5-C6-O6	5.58	131.95	128.60
85	AA	400	G	C4-C5-C6	-5.58	115.45	118.80
85	AA	540	A	O4'-C1'-C2'	5.58	112.62	107.60
85	AA	1305	A	C5'-C4'-C3'	5.58	124.93	116.00
34	BA	54	A	C1'-O4'-C4'	-5.58	105.44	109.90
34	BA	89	G	N1-C2-N2	5.58	121.22	116.20
34	BA	967	C	P-O5'-C5'	-5.58	111.97	120.90
35	BB	122	U	C5-C6-N1	-5.58	119.91	122.70
35	BB	961	G	O4'-C1'-N9	5.58	112.66	108.20
35	BB	980	G	N1-C6-O6	5.58	123.25	119.90
35	BB	1076	U	N1-C2-N3	5.58	118.25	114.90
35	BB	1113	C	P-O5'-C5'	-5.58	111.97	120.90
35	BB	1202	G	N9-C1'-C2'	-5.58	105.86	112.00
35	BB	1213	U	N3-C4-C5	-5.58	111.25	114.60
35	BB	1421	C	C1'-O4'-C4'	-5.58	105.44	109.90
36	BC	123	G	O4'-C1'-N9	5.58	112.66	108.20
38	BE	69	C	C2-N3-C4	-5.58	117.11	119.90
85	AA	20	G	C5-C6-N1	5.58	114.29	111.50
85	AA	76	G	C8-N9-C1'	5.58	134.25	127.00
85	AA	82	A	C5'-C4'-C3'	-5.58	107.08	116.00
85	AA	290	G	N3-C2-N2	5.58	123.81	119.90
85	AA	465	A	N1-C2-N3	-5.58	126.51	129.30
85	AA	661	C	C2-N1-C1'	-5.58	112.66	118.80
85	AA	1191	G	C5-C6-N1	5.58	114.29	111.50
85	AA	1825	A	C8-N9-C4	-5.58	103.57	105.80
34	BA	811	C	P-O3'-C3'	-5.58	113.01	119.70
35	BB	919	U	O4'-C1'-N1	5.58	112.66	108.20
35	BB	1062	G	N1-C6-O6	5.58	123.25	119.90
41	BH	34	G	O4'-C1'-N9	5.58	112.66	108.20
47	BN	106	ARG	NE-CZ-NH1	5.58	123.09	120.30
48	BO	134	GLY	C-N-CA	5.58	134.01	122.30
65	Bf	101	LYS	CA-CB-CG	5.58	125.67	113.40
85	AA	132	G	C4-N9-C1'	-5.58	119.25	126.50
85	AA	1539	A	C8-N9-C4	5.58	108.03	105.80
85	AA	1667	C	N1-C2-N3	5.58	123.10	119.20
5	A4	81	ARG	NE-CZ-NH2	-5.58	117.51	120.30
34	BA	161	U	N3-C2-O2	5.58	126.10	122.20
34	BA	398	G	P-O5'-C5'	5.58	129.82	120.90
34	BA	526	C	N3-C4-N4	5.58	121.90	118.00
34	BA	661	C	O4'-C1'-C2'	5.58	112.62	107.60

Continued on next page...

Continued from previous page...

Mol	Chain	Res	Type	Atoms	Z	Observed(°)	Ideal(°)
34	BA	854	A	P-O5'-C5'	-5.58	111.98	120.90
34	BA	1133	A	N1-C6-N6	5.58	121.94	118.60
34	BA	1612	C	N3-C4-N4	-5.58	114.10	118.00
35	BB	85	A	C5'-C4'-C3'	5.58	124.92	116.00
35	BB	568	A	P-O3'-C3'	-5.58	113.01	119.70
35	BB	573	C	C2-N1-C1'	5.58	124.93	118.80
35	BB	1369	A	O4'-C1'-C2'	5.58	112.62	107.60
41	BH	45	G	C5'-C4'-C3'	-5.58	107.08	116.00
48	BO	96	ASP	CB-CG-OD1	5.58	123.32	118.30
85	AA	474	C	N1-C2-O2	5.58	122.25	118.90
85	AA	836	A	N1-C6-N6	-5.58	115.25	118.60
85	AA	849	A	O4'-C4'-C3'	-5.58	98.42	104.00
85	AA	988	C	C1'-O4'-C4'	-5.58	105.44	109.90
85	AA	1018	G	C5'-C4'-C3'	-5.58	107.08	116.00
85	AA	1454	U	C2-N3-C4	-5.58	123.65	127.00
85	AA	1560	A	C4'-C3'-C2'	-5.58	97.03	102.60
85	AA	1854	U	N3-C2-O2	-5.58	118.30	122.20
85	AA	1996	A	C5'-C4'-C3'	5.58	124.92	116.00
34	BA	579	U	O3'-P-O5'	-5.57	93.41	104.00
34	BA	684	G	N3-C4-C5	-5.57	125.81	128.60
35	BB	32	C	C6-N1-C2	-5.57	118.07	120.30
35	BB	62	C	C4'-C3'-C2'	-5.57	97.03	102.60
36	BC	15	G	C4-N9-C1'	-5.57	119.25	126.50
38	BE	14	C	P-O5'-C5'	5.57	129.82	120.90
39	BF	28	C	C5'-C4'-C3'	-5.57	107.08	116.00
41	BH	16	A	C1'-O4'-C4'	-5.57	105.44	109.90
41	BH	54	U	C6-N1-C1'	5.57	129.00	121.20
41	BH	73	A	N1-C6-N6	5.57	121.94	118.60
50	BQ	40	GLN	N-CA-CB	-5.57	100.57	110.60
7	A6	139	ILE	CA-C-N	-5.57	104.94	117.20
34	BA	917	C	C1'-O4'-C4'	-5.57	105.44	109.90
34	BA	1275	G	C1'-O4'-C4'	-5.57	105.44	109.90
34	BA	1531	G	C3'-C2'-C1'	-5.57	97.04	101.50
35	BB	1405	G	N3-C4-C5	-5.57	125.81	128.60
35	BB	1508	G	P-O5'-C5'	-5.57	111.98	120.90
39	BF	40	U	OP1-P-O3'	5.57	117.46	105.20
41	BH	100	A	C5-N7-C8	-5.57	101.11	103.90
85	AA	1127	G	C8-N9-C1'	5.57	134.24	127.00
85	AA	1912	U	C4'-C3'-C2'	-5.57	97.03	102.60
34	BA	372	U	C1'-O4'-C4'	-5.57	105.44	109.90
34	BA	934	G	O4'-C1'-N9	5.57	112.66	108.20
34	BA	1080	U	O4'-C1'-N1	5.57	112.66	108.20

Continued on next page...

Continued from previous page...

Mol	Chain	Res	Type	Atoms	Z	Observed(°)	Ideal(°)
34	BA	1810	A	P-O5'-C5'	-5.57	111.99	120.90
35	BB	652	G	N3-C2-N2	5.57	123.80	119.90
35	BB	1220	A	C5-N7-C8	-5.57	101.11	103.90
36	BC	101	U	O5'-C5'-C4'	-5.57	101.12	111.70
36	BC	168	C	C2-N1-C1'	-5.57	112.67	118.80
38	BE	49	A	C5-C6-N6	-5.57	119.24	123.70
41	BH	72	G	C5'-C4'-O4'	-5.57	102.42	109.10
85	AA	169	G	N3-C2-N2	5.57	123.80	119.90
85	AA	268	A	P-O5'-C5'	5.57	129.81	120.90
85	AA	397	G	P-O3'-C3'	-5.57	113.02	119.70
85	AA	470	C	C4'-C3'-C2'	-5.57	97.03	102.60
85	AA	926	C	O4'-C1'-N1	5.57	112.66	108.20
85	AA	1385	C	C6-N1-C2	-5.57	118.07	120.30
85	AA	2007	G	N3-C4-N9	-5.57	122.66	126.00
23	AP	55	ASP	CB-CG-OD1	5.57	123.31	118.30
34	BA	322	U	C3'-C2'-C1'	-5.57	97.05	101.50
34	BA	800	G	N1-C2-N3	5.57	127.24	123.90
34	BA	1067	G	O4'-C1'-C2'	5.57	112.61	107.60
35	BB	805	G	C3'-C2'-C1'	-5.57	97.04	101.50
35	BB	1094	A	C8-N9-C1'	5.57	137.72	127.70
85	AA	161	A	C3'-C2'-C1'	-5.57	97.05	101.50
85	AA	195	C	C5'-C4'-C3'	-5.57	107.09	116.00
85	AA	696	G	C2'-C3'-O3'	5.57	122.61	113.70
85	AA	1503	G	N3-C2-N2	5.57	123.80	119.90
85	AA	1669	G	C5'-C4'-C3'	-5.57	107.09	116.00
2	A1	133	ILE	N-CA-C	-5.57	95.97	111.00
34	BA	195	G	N3-C4-C5	-5.57	125.82	128.60
34	BA	594	G	O4'-C1'-C2'	-5.57	100.23	105.80
34	BA	739	A	N7-C8-N9	5.57	116.58	113.80
34	BA	1068	C	C5-C4-N4	5.57	124.10	120.20
34	BA	1268	C	C5-C4-N4	-5.57	116.30	120.20
34	BA	1320	A	C3'-C2'-C1'	-5.57	97.05	101.50
34	BA	1444	G	C4'-C3'-C2'	-5.57	97.03	102.60
35	BB	444	U	O5'-P-OP1	-5.57	100.69	105.70
35	BB	899	C	C4'-C3'-C2'	-5.57	97.03	102.60
35	BB	1181	A	O4'-C1'-C2'	5.57	112.61	107.60
35	BB	1390	U	C4'-C3'-C2'	-5.57	97.03	102.60
36	BC	86	U	N3-C2-O2	-5.57	118.30	122.20
75	Bp	70	THR	C-N-CA	5.57	135.62	121.70
85	AA	313	A	C4-N9-C1'	-5.57	116.28	126.30
85	AA	657	C	C1'-O4'-C4'	-5.57	105.45	109.90
85	AA	1490	A	P-O5'-C5'	5.57	129.81	120.90

Continued on next page...

Continued from previous page...

Mol	Chain	Res	Type	Atoms	Z	Observed(°)	Ideal(°)
85	AA	1522	U	N1-C1'-C2'	-5.57	105.88	112.00
85	AA	1881	C	C6-N1-C1'	5.57	127.48	120.80
3	A2	76	VAL	CB-CA-C	5.57	121.97	111.40
16	AH	30	PHE	CA-CB-CG	-5.57	100.54	113.90
34	BA	118	C	C4'-C3'-C2'	-5.57	97.03	102.60
34	BA	423	G	C3'-C2'-C1'	-5.57	97.05	101.50
34	BA	538	G	C3'-C2'-C1'	-5.57	97.05	101.50
34	BA	574	U	C4'-C3'-C2'	5.57	108.17	102.60
34	BA	689	C	O3'-P-O5'	5.57	114.57	104.00
34	BA	1078	U	C1'-O4'-C4'	-5.57	105.45	109.90
34	BA	1650	G	P-O3'-C3'	-5.57	113.02	119.70
35	BB	555	G	C1'-O4'-C4'	-5.57	105.45	109.90
35	BB	571	C	C1'-O4'-C4'	-5.57	105.45	109.90
35	BB	1119	G	C5'-C4'-O4'	5.57	115.78	109.10
35	BB	1227	G	O5'-P-OP2	5.57	117.38	110.70
38	BE	45	G	O5'-C5'-C4'	-5.57	101.13	111.70
40	BG	156	G	N3-C4-N9	-5.57	122.66	126.00
85	AA	153	C	P-O5'-C5'	-5.57	112.00	120.90
85	AA	195	C	C1'-O4'-C4'	-5.57	105.45	109.90
85	AA	485	A	C1'-O4'-C4'	-5.57	105.45	109.90
85	AA	695	A	O3'-P-O5'	-5.57	93.43	104.00
85	AA	1116	G	C6-N1-C2	-5.57	121.76	125.10
85	AA	1221	G	C3'-C2'-C1'	-5.57	97.05	101.50
85	AA	1634	U	N3-C2-O2	-5.57	118.31	122.20
85	AA	1898	C	P-O5'-C5'	-5.57	111.99	120.90
85	AA	1962	U	C6-N1-C2	-5.57	117.66	121.00
85	AA	2016	A	P-O3'-C3'	-5.57	113.02	119.70
85	AA	2044	A	N1-C6-N6	5.57	121.94	118.60
85	AA	2071	U	O5'-C5'-C4'	-5.57	101.12	111.70
34	BA	2	A	C8-N9-C1'	5.56	137.72	127.70
34	BA	621	G	C8-N9-C4	-5.56	104.17	106.40
34	BA	718	U	C1'-O4'-C4'	-5.56	105.45	109.90
34	BA	749	G	C8-N9-C4	5.56	108.62	106.40
34	BA	1101	A	C3'-C2'-C1'	-5.56	97.05	101.50
34	BA	1459	U	C4'-C3'-C2'	-5.56	97.04	102.60
35	BB	505	G	N3-C2-N2	5.56	123.80	119.90
35	BB	1264	U	C1'-O4'-C4'	-5.56	105.45	109.90
47	BN	209	ARG	NE-CZ-NH1	5.56	123.08	120.30
85	AA	634	U	C6-N1-C1'	5.56	128.99	121.20
85	AA	2000	C	O3'-P-O5'	-5.56	93.43	104.00
85	AA	2230	U	C6-N1-C2	-5.56	117.66	121.00
15	AG	121	ARG	CG-CD-NE	-5.56	100.12	111.80

Continued on next page...

Continued from previous page...

Mol	Chain	Res	Type	Atoms	Z	Observed(°)	Ideal(°)
21	AM	90	ASP	C-N-CD	-5.56	108.36	120.60
24	AQ	77	TYR	CA-CB-CG	-5.56	102.83	113.40
34	BA	206	C	C5'-C4'-C3'	5.56	124.90	116.00
34	BA	719	G	P-O5'-C5'	-5.56	112.00	120.90
34	BA	1282	G	N1-C2-N2	5.56	121.21	116.20
34	BA	1291	A	C8-N9-C4	5.56	108.03	105.80
34	BA	1295	U	C2'-C3'-O3'	5.56	122.60	113.70
34	BA	1363	A	C8-N9-C4	5.56	108.03	105.80
34	BA	1573	C	O4'-C1'-C2'	5.56	112.61	107.60
35	BB	829	C	C2-N1-C1'	-5.56	112.68	118.80
35	BB	1288	G	C3'-C2'-C1'	-5.56	97.05	101.50
36	BC	169	G	C4'-C3'-C2'	-5.56	97.04	102.60
40	BG	99	A	C3'-C2'-C1'	-5.56	97.05	101.50
42	BI	71	MET	CB-CA-C	5.56	121.53	110.40
72	Bm	26	THR	C-N-CA	5.56	135.60	121.70
85	AA	138	C	O4'-C4'-C3'	-5.56	98.44	104.00
85	AA	164	G	C4'-C3'-C2'	-5.56	97.04	102.60
85	AA	174	U	C2'-C3'-O3'	5.56	122.60	113.70
85	AA	289	G	P-O3'-C3'	-5.56	113.03	119.70
85	AA	431	G	N1-C6-O6	5.56	123.24	119.90
85	AA	782	G	C4-N9-C1'	-5.56	119.27	126.50
85	AA	1467	U	C5'-C4'-C3'	-5.56	107.10	116.00
85	AA	1928	A	N7-C8-N9	-5.56	111.02	113.80
85	AA	2027	U	C6-N1-C2	-5.56	117.66	121.00
21	AM	109	ARG	NE-CZ-NH2	-5.56	117.52	120.30
34	BA	94	G	N9-C1'-C2'	-5.56	105.88	112.00
34	BA	1502	G	C1'-O4'-C4'	-5.56	105.45	109.90
35	BB	886	G	C8-N9-C4	-5.56	104.18	106.40
53	BT	121	ARG	NE-CZ-NH1	5.56	123.08	120.30
54	BU	52	MET	CG-SD-CE	-5.56	91.30	100.20
85	AA	161	A	N1-C6-N6	5.56	121.94	118.60
85	AA	830	A	O5'-C5'-C4'	5.56	122.27	111.70
85	AA	848	C	C5'-C4'-C3'	-5.56	107.10	116.00
85	AA	1224	C	C6-N1-C1'	5.56	127.47	120.80
85	AA	1283	C	C5-C4-N4	5.56	124.09	120.20
85	AA	1922	A	P-O5'-C5'	-5.56	112.00	120.90
85	AA	2147	A	C3'-C2'-C1'	-5.56	97.05	101.50
5	A4	68	TYR	CA-CB-CG	-5.56	102.83	113.40
22	AO	134	LYS	CB-CA-C	5.56	121.52	110.40
34	BA	167	U	C3'-C2'-C1'	-5.56	97.05	101.50
34	BA	619	U	O3'-P-O5'	-5.56	93.44	104.00
34	BA	801	U	C6-N1-C1'	5.56	128.98	121.20

Continued on next page...

Continued from previous page...

Mol	Chain	Res	Type	Atoms	Z	Observed(°)	Ideal(°)
34	BA	1194	G	N9-C1'-C2'	-5.56	105.88	112.00
35	BB	130	G	N3-C2-N2	5.56	123.79	119.90
35	BB	377	A	O5'-C5'-C4'	-5.56	101.14	111.70
35	BB	539	G	O4'-C1'-N9	5.56	112.65	108.20
35	BB	779	C	C5-C6-N1	-5.56	118.22	121.00
35	BB	1036	G	N9-C1'-C2'	-5.56	105.89	112.00
35	BB	1155	U	N1-C2-O2	5.56	126.69	122.80
35	BB	1169	A	P-O5'-C5'	5.56	129.80	120.90
35	BB	1178	A	C8-N9-C4	5.56	108.02	105.80
37	BD	58	G	C3'-C2'-C1'	-5.56	97.05	101.50
38	BE	88	G	O3'-P-O5'	5.56	114.56	104.00
40	BG	159	A	C5'-C4'-C3'	-5.56	107.10	116.00
60	Ba	51	LYS	N-CA-C	5.56	126.01	111.00
62	Bc	111	ARG	NE-CZ-NH2	5.56	123.08	120.30
64	Be	123	ARG	N-CA-CB	5.56	120.61	110.60
81	Bv	186	ALA	CB-CA-C	5.56	118.44	110.10
85	AA	198	U	N1-C2-N3	5.56	118.24	114.90
85	AA	269	G	C5'-C4'-C3'	-5.56	107.10	116.00
85	AA	332	A	N9-C4-C5	-5.56	103.58	105.80
85	AA	1459	C	O5'-C5'-C4'	-5.56	101.14	111.70
85	AA	1844	A	C5-C6-N1	5.56	120.48	117.70
85	AA	1938	G	N9-C1'-C2'	-5.56	105.89	112.00
86	AB	8	U	O4'-C4'-C3'	-5.56	98.44	104.00
1	A0	83	TYR	CA-CB-CG	5.56	123.96	113.40
15	AG	136	PRO	N-CA-C	-5.56	97.65	112.10
34	BA	458	G	C4'-C3'-C2'	-5.56	97.04	102.60
34	BA	970	U	P-O3'-C3'	-5.56	113.03	119.70
34	BA	1176	C	C2-N1-C1'	-5.56	112.69	118.80
35	BB	654	C	C4'-C3'-C2'	5.56	108.16	102.60
35	BB	791	A	O4'-C1'-C2'	-5.56	100.24	105.80
35	BB	1013	U	C3'-C2'-C1'	-5.56	97.06	101.50
35	BB	1306	G	N1-C2-N2	-5.56	111.20	116.20
35	BB	1451	C	C6-N1-C2	-5.56	118.08	120.30
35	BB	1462	G	C3'-C2'-C1'	5.56	105.95	101.50
36	BC	37	U	P-O5'-C5'	-5.56	112.01	120.90
37	BD	53	U	C1'-O4'-C4'	5.56	114.35	109.90
37	BD	73	U	O4'-C1'-C2'	5.56	112.60	107.60
85	AA	999	A	C5'-C4'-O4'	5.56	115.77	109.10
85	AA	1115	G	OP1-P-O3'	5.56	117.43	105.20
85	AA	1258	U	C2-N1-C1'	-5.56	111.03	117.70
35	BB	868	C	C2-N1-C1'	-5.56	112.69	118.80
35	BB	1048	A	O4'-C1'-N9	5.56	112.64	108.20

Continued on next page...

Continued from previous page...

Mol	Chain	Res	Type	Atoms	Z	Observed(°)	Ideal(°)
35	BB	1089	A	C4'-C3'-C2'	5.56	108.16	102.60
35	BB	1432	U	C5-C6-N1	-5.56	119.92	122.70
38	BE	148	C	C4'-C3'-C2'	-5.56	97.04	102.60
67	Bh	53	TYR	CB-CG-CD1	5.56	124.33	121.00
85	AA	101	C	P-O3'-C3'	5.56	126.37	119.70
85	AA	390	U	O3'-P-O5'	-5.56	93.44	104.00
85	AA	444	U	C1'-O4'-C4'	-5.56	105.45	109.90
85	AA	559	G	C5-C6-O6	-5.56	125.27	128.60
85	AA	638	G	C5'-C4'-C3'	-5.56	107.11	116.00
85	AA	744	C	C6-N1-C1'	-5.56	114.13	120.80
85	AA	917	A	P-O5'-C5'	-5.56	112.01	120.90
85	AA	1090	A	C4'-C3'-C2'	-5.56	97.04	102.60
5	A4	155	MET	CG-SD-CE	-5.55	91.31	100.20
23	AP	225	PHE	CB-CG-CD1	5.55	124.69	120.80
34	BA	2	A	N9-C1'-C2'	-5.55	105.89	112.00
34	BA	1082	U	C4'-C3'-C2'	-5.55	97.05	102.60
34	BA	1527	G	C8-N9-C4	5.55	108.62	106.40
34	BA	1831	A	C3'-C2'-C1'	5.55	105.94	101.50
35	BB	27	C	N1-C2-O2	5.55	122.23	118.90
35	BB	578	G	P-O3'-C3'	-5.55	113.03	119.70
35	BB	1438	U	O4'-C1'-N1	5.55	112.64	108.20
37	BD	11	A	O4'-C1'-N9	5.55	112.64	108.20
40	BG	152	G	C8-N9-C1'	5.55	134.22	127.00
41	BH	74	G	N7-C8-N9	5.55	115.88	113.10
85	AA	188	G	C1'-O4'-C4'	-5.55	105.46	109.90
85	AA	323	U	O5'-C5'-C4'	-5.55	101.14	111.70
85	AA	1549	G	C3'-C2'-C1'	-5.55	97.06	101.50
85	AA	1922	A	C4'-C3'-C2'	-5.55	97.05	102.60
34	BA	205	G	C5'-C4'-C3'	5.55	124.89	116.00
34	BA	217	C	O4'-C1'-N1	5.55	112.64	108.20
34	BA	285	C	C6-N1-C2	-5.55	118.08	120.30
34	BA	595	U	C2-N1-C1'	5.55	124.36	117.70
34	BA	759	A	C4-C5-C6	-5.55	114.22	117.00
34	BA	1006	G	C5-C6-O6	5.55	131.93	128.60
34	BA	1518	A	C6-C5-N7	-5.55	128.41	132.30
35	BB	524	C	O4'-C4'-C3'	-5.55	98.45	104.00
35	BB	1535	G	P-O3'-C3'	5.55	126.36	119.70
85	AA	293	A	C5-C6-N6	-5.55	119.26	123.70
85	AA	1432	C	C1'-O4'-C4'	5.55	114.34	109.90
85	AA	1521	U	C4'-C3'-O3'	-5.55	97.74	109.40
1	A0	49	ASN	CA-CB-CG	-5.55	101.19	113.40
34	BA	699	G	N1-C6-O6	5.55	123.23	119.90

Continued on next page...

Continued from previous page...

Mol	Chain	Res	Type	Atoms	Z	Observed(°)	Ideal(°)
34	BA	856	G	N1-C6-O6	-5.55	116.57	119.90
34	BA	1063	G	N3-C2-N2	5.55	123.79	119.90
34	BA	1315	C	C1'-O4'-C4'	-5.55	105.46	109.90
34	BA	1592	U	C5'-C4'-O4'	5.55	115.76	109.10
35	BB	137	A	C4'-C3'-C2'	-5.55	97.05	102.60
35	BB	537	A	C5'-C4'-C3'	-5.55	107.12	116.00
35	BB	576	A	C5-C6-N1	5.55	120.48	117.70
35	BB	1005	A	O5'-C5'-C4'	-5.55	101.15	111.70
35	BB	1294	C	P-O5'-C5'	-5.55	112.02	120.90
38	BE	52	U	C1'-O4'-C4'	-5.55	105.46	109.90
53	BT	80	ARG	NE-CZ-NH2	-5.55	117.52	120.30
79	Bt	62	ALA	N-CA-C	5.55	125.99	111.00
85	AA	585	G	C8-N9-C4	5.55	108.62	106.40
85	AA	612	A	O4'-C1'-N9	5.55	112.64	108.20
85	AA	738	C	C2-N1-C1'	5.55	124.91	118.80
85	AA	889	G	O4'-C1'-N9	5.55	112.64	108.20
85	AA	1148	G	C5-C6-O6	-5.55	125.27	128.60
85	AA	1621	U	O4'-C1'-N1	5.55	112.64	108.20
85	AA	1865	C	C1'-O4'-C4'	-5.55	105.46	109.90
85	AA	1986	G	C5'-C4'-C3'	-5.55	107.12	116.00
85	AA	2064	A	C1'-O4'-C4'	-5.55	105.46	109.90
18	AJ	5	SER	N-CA-CB	5.55	118.82	110.50
34	BA	294	C	N3-C2-O2	-5.55	118.02	121.90
34	BA	366	G	N1-C6-O6	-5.55	116.57	119.90
34	BA	527	C	C5-C4-N4	-5.55	116.31	120.20
34	BA	693	G	C8-N9-C4	-5.55	104.18	106.40
34	BA	702	G	O4'-C1'-C2'	5.55	112.59	107.60
34	BA	815	C	OP1-P-OP2	-5.55	111.27	119.60
34	BA	1021	U	C2-N1-C1'	5.55	124.36	117.70
34	BA	1252	G	C5-C6-N1	5.55	114.27	111.50
34	BA	1337	A	O4'-C1'-N9	5.55	112.64	108.20
34	BA	1569	C	C2-N1-C1'	-5.55	112.70	118.80
34	BA	1604	A	C5-N7-C8	-5.55	101.12	103.90
34	BA	1718	C	C4'-C3'-C2'	5.55	108.15	102.60
35	BB	110	U	O5'-C5'-C4'	-5.55	101.16	111.70
35	BB	576	A	O3'-P-O5'	-5.55	93.45	104.00
35	BB	608	A	C8-N9-C4	5.55	108.02	105.80
35	BB	767	A	O3'-P-O5'	-5.55	93.46	104.00
35	BB	1033	U	O4'-C1'-N1	5.55	112.64	108.20
35	BB	1282	G	O5'-C5'-C4'	-5.55	101.16	111.70
35	BB	1546	C	C6-N1-C1'	5.55	127.46	120.80
36	BC	162	C	C1'-O4'-C4'	-5.55	105.46	109.90

Continued on next page...

Continued from previous page...

Mol	Chain	Res	Type	Atoms	Z	Observed(°)	Ideal(°)
41	BH	83	U	OP1-P-OP2	-5.55	111.27	119.60
42	BI	17	HIS	CA-C-N	5.55	129.41	117.20
47	BN	70	TYR	CB-CG-CD2	5.55	124.33	121.00
85	AA	55	A	C1'-O4'-C4'	-5.55	105.46	109.90
85	AA	91	U	C5'-C4'-C3'	5.55	124.88	116.00
85	AA	655	U	P-O5'-C5'	5.55	129.78	120.90
85	AA	1222	A	C6-N1-C2	-5.55	115.27	118.60
85	AA	1591	U	C4'-C3'-C2'	-5.55	97.05	102.60
85	AA	1765	G	O3'-P-O5'	-5.55	93.45	104.00
85	AA	2090	C	C1'-O4'-C4'	-5.55	105.46	109.90
85	AA	2114	U	C1'-O4'-C4'	-5.55	105.46	109.90
34	BA	917	C	N3-C2-O2	-5.55	118.02	121.90
34	BA	968	G	C4-N9-C1'	-5.55	119.29	126.50
35	BB	83	G	N1-C6-O6	5.55	123.23	119.90
35	BB	145	G	C5'-C4'-C3'	5.55	124.88	116.00
35	BB	659	C	O5'-C5'-C4'	-5.55	101.16	111.70
44	BK	55	ARG	NE-CZ-NH1	5.55	123.07	120.30
85	AA	1235	G	C1'-O4'-C4'	-5.55	105.46	109.90
85	AA	1909	C	N3-C2-O2	-5.55	118.02	121.90
34	BA	182	U	O5'-C5'-C4'	-5.55	101.16	111.70
34	BA	483	A	C5'-C4'-O4'	5.55	115.75	109.10
34	BA	504	A	C4-N9-C1'	-5.55	116.31	126.30
34	BA	828	A	C4-N9-C1'	-5.55	116.32	126.30
35	BB	6	A	O4'-C1'-C2'	5.55	112.59	107.60
36	BC	122	A	C5'-C4'-C3'	-5.55	107.13	116.00
37	BD	69	U	C3'-C2'-C1'	-5.55	97.06	101.50
38	BE	121	G	P-O5'-C5'	-5.55	112.02	120.90
52	BS	134	HIS	CA-CB-CG	-5.55	104.17	113.60
56	BW	14	ARG	NE-CZ-NH1	5.55	123.07	120.30
85	AA	576	U	P-O3'-C3'	-5.55	113.04	119.70
85	AA	1855	U	C4'-C3'-O3'	-5.55	97.75	109.40
34	BA	306	G	N3-C4-C5	-5.54	125.83	128.60
34	BA	1419	A	C5'-C4'-O4'	-5.54	102.45	109.10
34	BA	1654	G	C8-N9-C1'	5.54	134.21	127.00
36	BC	149	A	C8-N9-C4	-5.54	103.58	105.80
38	BE	91	G	C3'-C2'-C1'	-5.54	97.06	101.50
40	BG	16	G	C5-N7-C8	5.54	107.07	104.30
65	Bf	233	HIS	C-N-CA	5.54	135.56	121.70
85	AA	329	G	C8-N9-C4	5.54	108.62	106.40
85	AA	849	A	N9-C1'-C2'	-5.54	105.90	112.00
85	AA	1624	U	O4'-C1'-C2'	5.54	112.59	107.60
34	BA	499	C	P-O5'-C5'	5.54	129.77	120.90

Continued on next page...

Continued from previous page...

Mol	Chain	Res	Type	Atoms	Z	Observed(°)	Ideal(°)
34	BA	1064	A	C5-C6-N1	5.54	120.47	117.70
34	BA	1708	A	C5-C6-N6	-5.54	119.27	123.70
35	BB	401	U	C6-N1-C2	5.54	124.33	121.00
35	BB	788	U	C5-C6-N1	-5.54	119.93	122.70
35	BB	805	G	C5'-C4'-C3'	5.54	124.87	116.00
35	BB	1013	U	O4'-C1'-N1	5.54	112.64	108.20
35	BB	1340	U	O4'-C1'-N1	5.54	112.64	108.20
40	BG	136	G	O4'-C1'-N9	5.54	112.64	108.20
73	Bn	66	TYR	CB-CG-CD1	-5.54	117.67	121.00
77	Br	189	ARG	NE-CZ-NH1	5.54	123.07	120.30
85	AA	657	C	N1-C2-O2	5.54	122.23	118.90
85	AA	703	U	C4'-C3'-C2'	-5.54	97.06	102.60
85	AA	930	G	N9-C1'-C2'	5.54	121.21	114.00
85	AA	1062	U	C5'-C4'-O4'	5.54	115.75	109.10
85	AA	1549	G	C4-N9-C1'	-5.54	119.29	126.50
85	AA	1854	U	C5'-C4'-C3'	-5.54	107.13	116.00
85	AA	2095	U	C4'-C3'-C2'	5.54	108.14	102.60
34	BA	77	C	P-O3'-C3'	-5.54	113.05	119.70
34	BA	1190	A	C8-N9-C1'	5.54	137.67	127.70
34	BA	1306	U	C1'-O4'-C4'	-5.54	105.47	109.90
35	BB	392	G	C8-N9-C1'	5.54	134.21	127.00
35	BB	978	C	C6-N1-C2	-5.54	118.08	120.30
35	BB	1160	U	N1-C2-O2	5.54	126.68	122.80
35	BB	1196	A	C5-N7-C8	-5.54	101.13	103.90
35	BB	1202	G	OP2-P-O3'	5.54	117.39	105.20
35	BB	1297	G	P-O5'-C5'	-5.54	112.03	120.90
35	BB	1347	C	N3-C2-O2	-5.54	118.02	121.90
36	BC	65	G	C8-N9-C4	5.54	108.62	106.40
36	BC	154	A	P-O3'-C3'	-5.54	113.05	119.70
39	BF	32	G	C8-N9-C4	-5.54	104.18	106.40
40	BG	46	G	C5'-C4'-C3'	-5.54	107.13	116.00
40	BG	122	G	C8-N9-C1'	5.54	134.20	127.00
40	BG	139	U	N3-C4-O4	-5.54	115.52	119.40
42	BI	72	ARG	N-CA-CB	-5.54	100.62	110.60
42	BI	74	ARG	NE-CZ-NH2	-5.54	117.53	120.30
77	Br	6	SER	CB-CA-C	5.54	120.63	110.10
85	AA	233	C	P-O5'-C5'	-5.54	112.03	120.90
85	AA	1107	A	P-O3'-C3'	5.54	126.35	119.70
85	AA	2142	A	OP1-P-O3'	5.54	117.39	105.20
34	BA	1785	G	C8-N9-C1'	5.54	134.20	127.00
35	BB	959	C	C4'-C3'-C2'	-5.54	97.06	102.60
40	BG	105	A	O4'-C1'-C2'	5.54	112.59	107.60

Continued on next page...

Continued from previous page...

Mol	Chain	Res	Type	Atoms	Z	Observed(°)	Ideal(°)
85	AA	1163	G	C5'-C4'-O4'	5.54	115.75	109.10
30	AW	80	PHE	CB-CG-CD1	-5.54	116.92	120.80
34	BA	158	U	C5-C4-O4	5.54	129.22	125.90
34	BA	235	C	C5-C6-N1	5.54	123.77	121.00
34	BA	260	A	C5'-C4'-C3'	-5.54	107.14	116.00
34	BA	301	U	O5'-P-OP1	5.54	117.35	110.70
34	BA	519	G	O4'-C4'-C3'	-5.54	98.46	104.00
34	BA	527	C	C4-C5-C6	-5.54	114.63	117.40
34	BA	593	G	N9-C4-C5	5.54	107.61	105.40
34	BA	1139	G	C3'-C2'-C1'	-5.54	97.07	101.50
34	BA	1697	U	C2-N1-C1'	-5.54	111.05	117.70
34	BA	1832	A	C4'-C3'-C2'	-5.54	97.06	102.60
35	BB	1116	U	C1'-O4'-C4'	-5.54	105.47	109.90
35	BB	1327	U	P-O5'-C5'	-5.54	112.04	120.90
35	BB	1475	U	C3'-C2'-C1'	-5.54	97.07	101.50
36	BC	32	U	C3'-C2'-C1'	-5.54	97.07	101.50
36	BC	127	C	P-O3'-C3'	-5.54	113.05	119.70
57	BX	54	PHE	CB-CG-CD2	-5.54	116.92	120.80
62	Bc	18	PHE	CB-CA-C	5.54	121.48	110.40
85	AA	138	C	P-O3'-C3'	-5.54	113.05	119.70
85	AA	479	C	C1'-O4'-C4'	-5.54	105.47	109.90
85	AA	575	G	C5'-C4'-C3'	-5.54	107.14	116.00
85	AA	981	A	P-O5'-C5'	-5.54	112.04	120.90
85	AA	1130	G	O5'-C5'-C4'	-5.54	101.17	111.70
85	AA	1178	A	C5'-C4'-C3'	5.54	124.86	116.00
85	AA	1359	U	N3-C2-O2	-5.54	118.32	122.20
85	AA	1456	A	C8-N9-C1'	-5.54	117.73	127.70
85	AA	1507	G	C4'-C3'-C2'	-5.54	97.06	102.60
85	AA	1540	A	C5-N7-C8	-5.54	101.13	103.90
85	AA	1580	A	C4-C5-C6	-5.54	114.23	117.00
85	AA	1794	U	O4'-C4'-C3'	5.54	110.53	106.10
12	AD	31	GLY	N-CA-C	5.54	126.94	113.10
20	AL	82	MET	C-N-CA	5.54	135.54	121.70
34	BA	652	C	C3'-C2'-C1'	-5.54	97.07	101.50
34	BA	1418	G	O5'-C5'-C4'	-5.54	101.18	111.70
35	BB	10	C	C6-N1-C1'	5.54	127.44	120.80
35	BB	370	A	C5'-C4'-C3'	-5.54	107.14	116.00
35	BB	660	G	C8-N9-C1'	5.54	134.20	127.00
35	BB	1149	A	P-O3'-C3'	-5.54	113.06	119.70
37	BD	29	C	N3-C4-C5	5.54	124.11	121.90
37	BD	75	G	N9-C1'-C2'	-5.54	105.91	112.00
38	BE	196	C	C1'-O4'-C4'	-5.54	105.47	109.90

Continued on next page...

Continued from previous page...

Mol	Chain	Res	Type	Atoms	Z	Observed(°)	Ideal(°)
40	BG	54	G	C3'-C2'-C1'	-5.54	97.07	101.50
84	By	117	LYS	N-CA-CB	-5.54	100.63	110.60
85	AA	1457	C	O4'-C1'-C2'	-5.54	100.26	105.80
85	AA	1608	U	P-O3'-C3'	-5.54	113.06	119.70
34	BA	220	U	C2-N1-C1'	-5.54	111.06	117.70
34	BA	1443	U	C5'-C4'-O4'	-5.54	102.46	109.10
35	BB	163	G	O4'-C1'-N9	5.54	112.63	108.20
35	BB	1295	A	C5'-C4'-C3'	-5.54	107.14	116.00
38	BE	208	G	C5-C6-O6	-5.54	125.28	128.60
85	AA	67	C	OP1-P-OP2	-5.54	111.30	119.60
85	AA	88	G	C5-C6-N1	5.54	114.27	111.50
85	AA	406	U	P-O3'-C3'	-5.54	113.06	119.70
85	AA	483	G	C5'-C4'-C3'	-5.54	107.14	116.00
85	AA	804	A	C8-N9-C4	5.54	108.01	105.80
85	AA	1085	U	C6-N1-C1'	5.54	128.95	121.20
85	AA	1086	U	N3-C2-O2	-5.54	118.33	122.20
85	AA	1861	A	P-O3'-C3'	-5.54	113.06	119.70
86	AB	41	C	C2-N3-C4	5.54	122.67	119.90
86	AB	60	U	OP2-P-O3'	5.54	117.38	105.20
7	A6	4	TYR	N-CA-CB	-5.53	100.64	110.60
34	BA	187	G	N9-C1'-C2'	-5.53	105.91	112.00
34	BA	226	A	O4'-C1'-N9	5.53	112.63	108.20
34	BA	1055	U	O5'-C5'-C4'	-5.53	101.19	111.70
34	BA	1273	U	C2-N3-C4	-5.53	123.68	127.00
34	BA	1297	G	N3-C4-C5	-5.53	125.83	128.60
34	BA	1322	A	C5-C6-N6	-5.53	119.27	123.70
34	BA	1412	G	N1-C2-N2	-5.53	111.22	116.20
34	BA	1822	U	C2-N1-C1'	5.53	124.34	117.70
35	BB	410	A	C8-N9-C4	5.53	108.01	105.80
35	BB	663	G	C5'-C4'-O4'	5.53	115.74	109.10
35	BB	1327	U	N1-C1'-C2'	-5.53	105.91	112.00
39	BF	37	C	O3'-P-O5'	-5.53	93.49	104.00
69	Bj	4	PRO	O-C-N	-5.53	113.84	122.70
71	Bl	126	PHE	CB-CG-CD2	-5.53	116.93	120.80
76	Bq	6	PRO	N-CA-C	5.53	126.49	112.10
85	AA	867	G	N3-C2-N2	5.53	123.77	119.90
85	AA	1544	G	C5'-C4'-C3'	-5.53	107.15	116.00
34	BA	618	G	O4'-C1'-N9	5.53	112.63	108.20
34	BA	721	A	P-O5'-C5'	-5.53	112.05	120.90
34	BA	805	A	OP1-P-OP2	-5.53	111.30	119.60
34	BA	1215	U	C5'-C4'-O4'	5.53	115.74	109.10
35	BB	693	U	C4'-C3'-C2'	-5.53	97.07	102.60

Continued on next page...

Continued from previous page...

Mol	Chain	Res	Type	Atoms	Z	Observed(°)	Ideal(°)
35	BB	1276	U	C5'-C4'-O4'	-5.53	102.46	109.10
35	BB	1430	G	N3-C2-N2	5.53	123.77	119.90
41	BH	105	U	O5'-C5'-C4'	-5.53	101.19	111.70
65	Bf	303	ARG	CG-CD-NE	-5.53	100.18	111.80
77	Br	291	MET	CG-SD-CE	-5.53	91.35	100.20
85	AA	506	G	C5-C6-O6	-5.53	125.28	128.60
85	AA	1202	G	P-O3'-C3'	-5.53	113.06	119.70
85	AA	2234	C	C2-N1-C1'	-5.53	112.71	118.80
13	AE	58	PHE	CB-CG-CD1	-5.53	116.93	120.80
34	BA	99	G	N3-C4-C5	-5.53	125.83	128.60
34	BA	174	A	C6-N1-C2	-5.53	115.28	118.60
34	BA	383	G	C5-C6-N1	5.53	114.27	111.50
34	BA	543	A	O5'-C5'-C4'	5.53	122.21	111.70
34	BA	627	U	N1-C1'-C2'	-5.53	105.92	112.00
34	BA	717	U	OP2-P-O3'	5.53	117.37	105.20
34	BA	1664	C	O4'-C1'-N1	5.53	112.62	108.20
34	BA	1793	G	N1-C6-O6	5.53	123.22	119.90
35	BB	1060	U	C5'-C4'-C3'	-5.53	107.15	116.00
35	BB	1486	C	O3'-P-O5'	-5.53	93.49	104.00
39	BF	48	G	C5-C6-N1	5.53	114.27	111.50
85	AA	50	C	N3-C2-O2	-5.53	118.03	121.90
85	AA	104	C	P-O5'-C5'	-5.53	112.05	120.90
85	AA	530	A	N1-C6-N6	-5.53	115.28	118.60
85	AA	1150	G	N1-C6-O6	5.53	123.22	119.90
85	AA	1715	C	C5'-C4'-O4'	5.53	115.74	109.10
85	AA	2111	C	C3'-C2'-C1'	-5.53	97.08	101.50
22	AO	106	PRO	C-N-CA	5.53	135.52	121.70
34	BA	1284	G	C3'-C2'-C1'	-5.53	97.08	101.50
35	BB	1473	U	P-O3'-C3'	-5.53	113.06	119.70
36	BC	14	G	O4'-C1'-C2'	5.53	112.58	107.60
48	BO	100	ARG	NE-CZ-NH2	-5.53	117.54	120.30
85	AA	463	G	P-O5'-C5'	-5.53	112.05	120.90
85	AA	1968	A	O4'-C1'-N9	5.53	112.62	108.20
85	AA	2139	G	C2'-C3'-O3'	5.53	122.55	113.70
34	BA	398	G	N1-C2-N3	-5.53	120.58	123.90
34	BA	664	C	C5-C6-N1	5.53	123.76	121.00
34	BA	790	G	N1-C6-O6	5.53	123.22	119.90
34	BA	1569	C	O4'-C1'-N1	5.53	112.62	108.20
34	BA	1816	G	OP1-P-O3'	5.53	117.36	105.20
35	BB	558	U	C2-N3-C4	-5.53	123.68	127.00
35	BB	1528	U	C2-N1-C1'	-5.53	111.07	117.70
37	BD	62	A	N1-C2-N3	-5.53	126.54	129.30

Continued on next page...

Continued from previous page...

Mol	Chain	Res	Type	Atoms	Z	Observed(°)	Ideal(°)
37	BD	68	C	C1'-O4'-C4'	-5.53	105.48	109.90
37	BD	106	G	P-O3'-C3'	-5.53	113.07	119.70
64	Be	71	ARG	NE-CZ-NH1	5.53	123.06	120.30
80	Bu	193	SER	C-N-CA	5.53	135.52	121.70
85	AA	176	C	O4'-C1'-C2'	5.53	112.57	107.60
85	AA	206	U	P-O5'-C5'	5.53	129.74	120.90
85	AA	448	G	C8-N9-C1'	5.53	134.19	127.00
85	AA	737	G	C5-C6-O6	-5.53	125.28	128.60
85	AA	967	C	N3-C2-O2	-5.53	118.03	121.90
85	AA	1048	C	C6-N1-C2	-5.53	118.09	120.30
85	AA	1229	G	C5-C6-N1	5.53	114.26	111.50
85	AA	1369	U	C2-N1-C1'	-5.53	111.07	117.70
85	AA	2048	C	C3'-C2'-C1'	-5.53	97.08	101.50
4	A3	152	ARG	CG-CD-NE	-5.53	100.20	111.80
34	BA	281	C	C2'-C3'-O3'	5.53	122.54	113.70
34	BA	306	G	N1-C2-N2	-5.53	111.23	116.20
34	BA	557	U	N3-C2-O2	5.53	126.07	122.20
34	BA	825	G	C6-N1-C2	-5.53	121.78	125.10
34	BA	1125	G	C5-C6-O6	-5.53	125.28	128.60
34	BA	1497	A	O5'-P-OP1	-5.53	100.73	105.70
34	BA	1512	C	C5'-C4'-C3'	5.53	124.84	116.00
35	BB	471	U	C2-N1-C1'	-5.53	111.07	117.70
35	BB	1480	G	N3-C4-C5	-5.53	125.84	128.60
40	BG	11	G	O5'-P-OP1	-5.53	100.73	105.70
41	BH	124	C	P-O3'-C3'	-5.53	113.07	119.70
72	Bm	87	SER	N-CA-C	5.53	125.92	111.00
85	AA	1230	U	P-O5'-C5'	5.53	129.74	120.90
85	AA	1285	C	C6-N1-C2	-5.53	118.09	120.30
85	AA	1555	G	C8-N9-C1'	5.53	134.18	127.00
85	AA	1661	U	P-O5'-C5'	5.53	129.74	120.90
27	AT	121	ASN	N-CA-C	5.52	125.91	111.00
34	BA	492	G	C1'-O4'-C4'	-5.52	105.48	109.90
34	BA	803	U	C6-N1-C1'	5.52	128.93	121.20
34	BA	1141	C	C5'-C4'-C3'	-5.52	107.16	116.00
34	BA	1629	A	P-O3'-C3'	-5.52	113.07	119.70
35	BB	900	C	O4'-C1'-N1	5.52	112.62	108.20
35	BB	1108	G	O4'-C1'-N9	5.52	112.62	108.20
35	BB	1147	G	O5'-C5'-C4'	-5.52	101.20	111.70
35	BB	1166	A	N7-C8-N9	-5.52	111.04	113.80
35	BB	1218	G	N3-C4-N9	5.52	129.31	126.00
36	BC	63	G	C1'-O4'-C4'	-5.52	105.48	109.90
36	BC	71	A	OP1-P-OP2	-5.52	111.31	119.60

Continued on next page...

Continued from previous page...

Mol	Chain	Res	Type	Atoms	Z	Observed(°)	Ideal(°)
40	BG	118	U	P-O3'-C3'	-5.52	113.07	119.70
49	BP	151	ALA	N-CA-C	-5.52	96.09	111.00
53	BT	163	ARG	NE-CZ-NH2	-5.52	117.54	120.30
54	BU	159	TYR	CB-CG-CD2	5.52	124.31	121.00
57	BX	68	PRO	C-N-CA	5.52	135.51	121.70
67	Bh	53	TYR	CA-CB-CG	5.52	123.90	113.40
80	Bu	204	ARG	NH1-CZ-NH2	-5.52	113.32	119.40
85	AA	1349	A	C3'-C2'-C1'	-5.52	97.08	101.50
85	AA	1477	A	N1-C6-N6	-5.52	115.28	118.60
34	BA	113	G	O4'-C4'-C3'	-5.52	98.48	104.00
34	BA	499	C	O3'-P-O5'	5.52	114.49	104.00
34	BA	603	U	C3'-C2'-C1'	5.52	105.92	101.50
34	BA	629	G	C5'-C4'-C3'	-5.52	107.17	116.00
34	BA	840	U	C5'-C4'-O4'	5.52	115.73	109.10
34	BA	934	G	C5-C6-N1	5.52	114.26	111.50
34	BA	1251	A	P-O5'-C5'	5.52	129.74	120.90
34	BA	1438	C	O3'-P-O5'	-5.52	93.51	104.00
34	BA	1535	G	P-O5'-C5'	-5.52	112.06	120.90
34	BA	1676	A	C5'-C4'-C3'	5.52	124.83	116.00
35	BB	909	U	C5'-C4'-C3'	5.52	124.84	116.00
35	BB	1147	G	C4-N9-C1'	-5.52	119.32	126.50
35	BB	1165	A	P-O3'-C3'	5.52	126.33	119.70
36	BC	7	U	C4-C5-C6	-5.52	116.39	119.70
38	BE	64	A	C1'-O4'-C4'	-5.52	105.48	109.90
41	BH	132	C	C6-N1-C2	-5.52	118.09	120.30
42	BI	189	ALA	N-CA-C	5.52	125.91	111.00
64	Be	80	GLU	C-N-CA	5.52	133.90	122.30
84	By	118	ARG	NE-CZ-NH1	5.52	123.06	120.30
85	AA	176	C	N3-C2-O2	-5.52	118.03	121.90
85	AA	348	G	P-O5'-C5'	5.52	129.74	120.90
85	AA	590	U	C5'-C4'-C3'	5.52	124.84	116.00
85	AA	1048	C	C2-N1-C1'	-5.52	112.72	118.80
85	AA	2030	U	C5'-C4'-O4'	5.52	115.73	109.10
85	AA	2170	G	N3-C2-N2	5.52	123.77	119.90
5	A4	90	ARG	NE-CZ-NH1	5.52	123.06	120.30
31	AX	63	ARG	C-N-CA	5.52	135.50	121.70
34	BA	282	A	C4'-C3'-C2'	-5.52	97.08	102.60
34	BA	584	A	O4'-C1'-N9	5.52	112.62	108.20
34	BA	1580	U	O3'-P-O5'	5.52	114.49	104.00
79	Bt	50	TYR	CB-CA-C	-5.52	99.36	110.40
85	AA	1448	A	C3'-C2'-C1'	5.52	105.92	101.50
8	A7	134	ARG	NE-CZ-NH2	-5.52	117.54	120.30

Continued on next page...

Continued from previous page...

Mol	Chain	Res	Type	Atoms	Z	Observed(°)	Ideal(°)
11	AC	46	MET	CG-SD-CE	-5.52	91.37	100.20
34	BA	290	G	C5-C6-O6	-5.52	125.29	128.60
34	BA	398	G	N3-C4-N9	-5.52	122.69	126.00
34	BA	553	A	C5-C6-N6	-5.52	119.28	123.70
34	BA	702	G	C5-C6-N1	5.52	114.26	111.50
34	BA	823	G	C1'-O4'-C4'	-5.52	105.48	109.90
34	BA	939	C	N1-C2-O2	5.52	122.21	118.90
34	BA	1445	U	O5'-P-OP2	-5.52	100.73	105.70
34	BA	1496	G	C4-C5-C6	-5.52	115.49	118.80
35	BB	27	C	N1-C1'-C2'	-5.52	105.93	112.00
35	BB	1245	A	C5-C6-N6	5.52	128.12	123.70
35	BB	1458	U	OP1-P-OP2	-5.52	111.32	119.60
36	BC	76	C	O3'-P-O5'	5.52	114.49	104.00
36	BC	149	A	C5'-C4'-O4'	5.52	115.72	109.10
38	BE	13	A	C6-N1-C2	-5.52	115.29	118.60
38	BE	38	C	C1'-O4'-C4'	-5.52	105.48	109.90
40	BG	89	A	C1'-O4'-C4'	-5.52	105.48	109.90
85	AA	104	C	N3-C2-O2	-5.52	118.04	121.90
85	AA	192	G	N3-C2-N2	5.52	123.76	119.90
85	AA	271	A	N9-C1'-C2'	-5.52	105.93	112.00
85	AA	1908	A	C5-C6-N1	5.52	120.46	117.70
34	BA	687	G	N3-C2-N2	5.52	123.76	119.90
34	BA	1542	A	C6-N1-C2	-5.52	115.29	118.60
35	BB	392	G	N7-C8-N9	-5.52	110.34	113.10
35	BB	550	G	C8-N9-C1'	5.52	134.17	127.00
35	BB	1251	G	O5'-P-OP2	-5.52	100.73	105.70
35	BB	1289	G	O4'-C1'-N9	5.52	112.61	108.20
35	BB	1424	G	P-O5'-C5'	-5.52	112.07	120.90
37	BD	34	C	C5'-C4'-C3'	-5.52	107.17	116.00
38	BE	187	G	O4'-C1'-N9	5.52	112.61	108.20
40	BG	58	G	O3'-P-O5'	-5.52	93.52	104.00
80	Bu	269	ARG	NE-CZ-NH2	-5.52	117.54	120.30
85	AA	12	U	O5'-P-OP2	-5.52	100.73	105.70
85	AA	87	C	N3-C2-O2	-5.52	118.04	121.90
85	AA	651	G	C4-N9-C1'	-5.52	119.33	126.50
85	AA	1054	U	O4'-C1'-N1	5.52	112.61	108.20
85	AA	1214	C	OP1-P-OP2	-5.52	111.32	119.60
85	AA	1452	C	P-O3'-C3'	5.52	126.32	119.70
85	AA	1736	U	O5'-P-OP2	-5.52	100.73	105.70
34	BA	83	G	N3-C2-N2	5.52	123.76	119.90
34	BA	350	C	O4'-C1'-N1	5.52	112.61	108.20
34	BA	1278	A	C4-N9-C1'	-5.52	116.37	126.30

Continued on next page...

Continued from previous page...

Mol	Chain	Res	Type	Atoms	Z	Observed(°)	Ideal(°)
34	BA	1807	G	C8-N9-C4	-5.52	104.19	106.40
35	BB	52	G	C2'-C3'-O3'	5.52	122.53	113.70
35	BB	62	C	N3-C4-N4	5.52	121.86	118.00
35	BB	381	C	C2'-C3'-O3'	5.52	122.53	113.70
35	BB	1308	G	N1-C6-O6	5.52	123.21	119.90
36	BC	4	G	P-O5'-C5'	-5.52	112.08	120.90
36	BC	106	G	N3-C2-N2	5.52	123.76	119.90
53	BT	73	GLY	N-CA-C	-5.52	99.31	113.10
85	AA	476	C	P-O3'-C3'	-5.52	113.08	119.70
85	AA	584	G	C4-C5-N7	5.52	113.01	110.80
85	AA	709	A	O4'-C4'-C3'	-5.52	98.48	104.00
85	AA	2039	G	C4-C5-C6	-5.52	115.49	118.80
17	AI	107	ARG	NE-CZ-NH1	5.51	123.06	120.30
34	BA	58	A	N1-C2-N3	-5.51	126.54	129.30
34	BA	650	C	P-O3'-C3'	5.51	126.32	119.70
34	BA	664	C	N3-C2-O2	-5.51	118.04	121.90
34	BA	951	C	O4'-C4'-C3'	-5.51	98.49	104.00
34	BA	1250	C	O4'-C1'-C2'	5.51	112.56	107.60
34	BA	1511	C	C5'-C4'-C3'	-5.51	107.18	116.00
35	BB	813	C	N1-C1'-C2'	-5.51	105.94	112.00
36	BC	59	A	N1-C2-N3	-5.51	126.54	129.30
36	BC	132	U	O4'-C1'-N1	5.51	112.61	108.20
40	BG	21	C	C5'-C4'-O4'	5.51	115.72	109.10
42	BI	11	LYS	C-N-CA	5.51	135.49	121.70
85	AA	2	A	O4'-C1'-N9	5.51	112.61	108.20
85	AA	77	C	C1'-O4'-C4'	-5.51	105.49	109.90
85	AA	618	A	O4'-C4'-C3'	-5.51	98.48	104.00
85	AA	625	G	N1-C6-O6	5.51	123.21	119.90
85	AA	969	U	O5'-C5'-C4'	5.51	122.18	111.70
85	AA	1807	A	P-O3'-C3'	5.51	126.32	119.70
85	AA	1818	C	N3-C4-C5	-5.51	119.69	121.90
34	BA	467	A	O3'-P-O5'	-5.51	93.53	104.00
35	BB	827	U	C2-N1-C1'	-5.51	111.08	117.70
35	BB	1023	G	P-O5'-C5'	5.51	129.72	120.90
35	BB	1291	G	C5-C6-N1	5.51	114.26	111.50
39	BF	9	C	C6-N1-C1'	-5.51	114.18	120.80
39	BF	18	U	C3'-C2'-C1'	5.51	105.91	101.50
70	Bk	60	THR	CA-CB-CG2	5.51	120.12	112.40
77	Br	286	ASP	CB-CA-C	5.51	121.43	110.40
85	AA	277	G	P-O3'-C3'	-5.51	113.08	119.70
85	AA	324	U	P-O3'-C3'	-5.51	113.08	119.70
85	AA	838	G	P-O5'-C5'	-5.51	112.08	120.90

Continued on next page...

Continued from previous page...

Mol	Chain	Res	Type	Atoms	Z	Observed(°)	Ideal(°)
85	AA	1110	A	C1'-O4'-C4'	-5.51	105.49	109.90
85	AA	1203	G	C1'-O4'-C4'	-5.51	105.49	109.90
6	A5	18	THR	CA-CB-CG2	-5.51	104.69	112.40
34	BA	86	A	O5'-P-OP1	5.51	117.31	110.70
34	BA	384	U	C1'-O4'-C4'	-5.51	105.49	109.90
34	BA	1095	G	P-O3'-C3'	-5.51	113.08	119.70
34	BA	1481	U	P-O3'-C3'	-5.51	113.09	119.70
34	BA	1619	U	O3'-P-O5'	-5.51	93.53	104.00
35	BB	10	C	C3'-C2'-C1'	-5.51	97.09	101.50
35	BB	659	C	O4'-C4'-C3'	5.51	110.51	106.10
35	BB	1001	G	N9-C1'-C2'	-5.51	105.94	112.00
35	BB	1392	A	OP2-P-O3'	5.51	117.32	105.20
35	BB	1521	G	C4-N9-C1'	-5.51	119.33	126.50
39	BF	7	G	N3-C4-N9	5.51	129.31	126.00
51	BR	135	ARG	NE-CZ-NH1	5.51	123.06	120.30
85	AA	648	G	C5'-C4'-C3'	-5.51	107.18	116.00
85	AA	735	G	N7-C8-N9	5.51	115.86	113.10
85	AA	1549	G	C1'-O4'-C4'	-5.51	105.49	109.90
85	AA	1891	U	N1-C2-N3	5.51	118.21	114.90
85	AA	2227	A	N1-C2-N3	-5.51	126.54	129.30
15	AG	71	ILE	CB-CA-C	-5.51	100.58	111.60
22	AO	153	PHE	CB-CG-CD2	-5.51	116.94	120.80
34	BA	656	U	C6-N1-C2	-5.51	117.69	121.00
34	BA	864	G	OP1-P-O3'	5.51	117.32	105.20
34	BA	1064	A	C3'-C2'-C1'	-5.51	97.09	101.50
34	BA	1121	U	OP2-P-O3'	5.51	117.32	105.20
34	BA	1463	U	C6-N1-C1'	5.51	128.91	121.20
35	BB	72	G	N1-C6-O6	-5.51	116.59	119.90
35	BB	88	U	C4'-C3'-C2'	-5.51	97.09	102.60
35	BB	781	U	O5'-P-OP1	-5.51	100.74	105.70
35	BB	1215	U	C5'-C4'-C3'	-5.51	107.19	116.00
35	BB	1374	U	N3-C2-O2	-5.51	118.34	122.20
35	BB	1480	G	C2-N3-C4	-5.51	109.15	111.90
39	BF	52	A	P-O5'-C5'	5.51	129.72	120.90
65	Bf	377	ASN	CB-CA-C	-5.51	99.38	110.40
83	Bx	265	ARG	NE-CZ-NH2	-5.51	117.55	120.30
85	AA	152	A	C6-C5-N7	-5.51	128.44	132.30
85	AA	154	U	C1'-O4'-C4'	-5.51	105.49	109.90
85	AA	351	C	C1'-O4'-C4'	-5.51	105.49	109.90
85	AA	433	U	C4'-C3'-C2'	-5.51	97.09	102.60
85	AA	441	C	P-O3'-C3'	5.51	126.31	119.70
85	AA	1355	U	C2-N1-C1'	-5.51	111.09	117.70

Continued on next page...

Continued from previous page...

Mol	Chain	Res	Type	Atoms	Z	Observed(°)	Ideal(°)
85	AA	2219	G	C5'-C4'-O4'	5.51	115.71	109.10
85	AA	2237	G	N3-C2-N2	5.51	123.76	119.90
34	BA	513	U	O3'-P-O5'	-5.51	93.53	104.00
34	BA	770	G	N3-C4-C5	-5.51	125.85	128.60
34	BA	877	U	N3-C2-O2	-5.51	118.34	122.20
34	BA	1816	G	C8-N9-C4	5.51	108.60	106.40
35	BB	1053	G	N9-C1'-C2'	-5.51	105.94	112.00
35	BB	1205	A	C5-C6-N6	-5.51	119.29	123.70
39	BF	16	C	OP2-P-O3'	5.51	117.32	105.20
85	AA	754	C	C4'-C3'-C2'	5.51	108.11	102.60
85	AA	1539	A	C5-C6-N6	-5.51	119.29	123.70
85	AA	1612	C	O3'-P-O5'	-5.51	93.53	104.00
85	AA	1762	G	O4'-C1'-N9	5.51	112.61	108.20
85	AA	2135	A	C4-N9-C1'	-5.51	116.39	126.30
7	A6	68	ARG	N-CA-CB	-5.51	100.69	110.60
34	BA	7	U	O5'-P-OP1	5.51	117.31	110.70
34	BA	160	G	OP1-P-OP2	-5.51	111.34	119.60
34	BA	983	A	N9-C1'-C2'	-5.51	105.94	112.00
34	BA	1321	A	N9-C1'-C2'	-5.51	105.94	112.00
35	BB	268	G	P-O5'-C5'	5.51	129.71	120.90
35	BB	364	U	O4'-C1'-N1	5.51	112.61	108.20
35	BB	376	A	P-O5'-C5'	-5.51	112.09	120.90
35	BB	668	A	C4'-C3'-C2'	-5.51	97.09	102.60
35	BB	738	G	C4-N9-C1'	-5.51	119.34	126.50
35	BB	1039	A	C2'-C3'-O3'	5.51	122.51	113.70
35	BB	1077	C	P-O5'-C5'	-5.51	112.09	120.90
35	BB	1464	G	C8-N9-C4	-5.51	104.20	106.40
36	BC	100	U	O4'-C1'-N1	5.51	112.61	108.20
37	BD	53	U	C2-N1-C1'	-5.51	111.09	117.70
39	BF	11	C	OP1-P-OP2	-5.51	111.34	119.60
50	BQ	146	TRP	CA-CB-CG	-5.51	103.24	113.70
84	By	45	ARG	CG-CD-NE	-5.51	100.23	111.80
85	AA	506	G	C8-N9-C4	5.51	108.60	106.40
85	AA	2172	A	C4-N9-C1'	5.51	136.21	126.30
26	AS	61	GLN	N-CA-C	-5.50	96.14	111.00
34	BA	92	G	C3'-C2'-C1'	-5.50	97.10	101.50
34	BA	290	G	O4'-C1'-N9	5.50	112.60	108.20
34	BA	739	A	P-O5'-C5'	-5.50	112.09	120.90
34	BA	759	A	P-O3'-C3'	-5.50	113.09	119.70
34	BA	811	C	O4'-C1'-N1	5.50	112.60	108.20
36	BC	104	A	C5'-C4'-O4'	5.50	115.71	109.10
36	BC	149	A	C5'-C4'-C3'	-5.50	107.19	116.00

Continued on next page...

Continued from previous page...

Mol	Chain	Res	Type	Atoms	Z	Observed(°)	Ideal(°)
38	BE	151	C	C2'-C3'-O3'	5.50	122.51	113.70
49	BP	76	GLU	N-CA-CB	-5.50	100.69	110.60
58	BY	5	ASP	CA-CB-CG	-5.50	101.29	113.40
85	AA	250	C	C1'-O4'-C4'	-5.50	105.50	109.90
85	AA	402	G	O3'-P-O5'	5.50	114.46	104.00
85	AA	636	G	C1'-O4'-C4'	-5.50	105.50	109.90
85	AA	1474	U	O4'-C1'-C2'	-5.50	100.30	105.80
85	AA	1549	G	P-O3'-C3'	-5.50	113.09	119.70
34	BA	193	C	N1-C1'-C2'	-5.50	105.95	112.00
34	BA	243	C	C3'-C2'-C1'	-5.50	97.10	101.50
34	BA	587	U	O3'-P-O5'	-5.50	93.54	104.00
34	BA	676	G	C8-N9-C4	-5.50	104.20	106.40
34	BA	762	A	P-O5'-C5'	5.50	129.71	120.90
34	BA	1221	A	N7-C8-N9	-5.50	111.05	113.80
34	BA	1498	A	N9-C1'-C2'	-5.50	105.95	112.00
34	BA	1545	C	O5'-C5'-C4'	-5.50	101.25	111.70
34	BA	1585	A	N1-C6-N6	-5.50	115.30	118.60
35	BB	603	U	N1-C1'-C2'	-5.50	105.95	112.00
35	BB	686	A	C4'-C3'-C2'	5.50	108.10	102.60
35	BB	770	G	C8-N9-C1'	5.50	134.15	127.00
35	BB	1070	G	C4-N9-C1'	-5.50	119.35	126.50
85	AA	4	C	C3'-C2'-C1'	-5.50	97.10	101.50
85	AA	1356	U	C5-C4-O4	-5.50	122.60	125.90
85	AA	2079	U	O4'-C1'-N1	5.50	112.60	108.20
85	AA	2204	A	O4'-C1'-N9	5.50	112.60	108.20
34	BA	72	U	C4'-C3'-C2'	5.50	108.10	102.60
34	BA	691	A	N9-C1'-C2'	-5.50	105.95	112.00
34	BA	811	C	C3'-C2'-C1'	-5.50	97.10	101.50
34	BA	902	C	C5'-C4'-C3'	-5.50	107.20	116.00
34	BA	1295	U	OP2-P-O3'	5.50	117.30	105.20
35	BB	12	G	N1-C6-O6	-5.50	116.60	119.90
35	BB	50	A	N7-C8-N9	-5.50	111.05	113.80
35	BB	156	G	C5-C6-O6	-5.50	125.30	128.60
35	BB	471	U	C6-N1-C2	-5.50	117.70	121.00
35	BB	484	G	O5'-C5'-C4'	5.50	122.15	111.70
35	BB	845	C	C6-N1-C2	-5.50	118.10	120.30
35	BB	878	G	C4'-C3'-C2'	5.50	108.10	102.60
35	BB	1049	G	C4-N9-C1'	-5.50	119.35	126.50
35	BB	1200	A	N9-C1'-C2'	-5.50	105.95	112.00
68	Bi	106	ARG	CD-NE-CZ	-5.50	115.90	123.60
85	AA	16	G	N7-C8-N9	-5.50	110.35	113.10
85	AA	364	C	C5'-C4'-C3'	-5.50	107.20	116.00

Continued on next page...

Continued from previous page...

Mol	Chain	Res	Type	Atoms	Z	Observed(°)	Ideal(°)
85	AA	1195	U	O4'-C1'-N1	5.50	112.60	108.20
85	AA	1337	A	C1'-O4'-C4'	-5.50	105.50	109.90
85	AA	1433	C	O4'-C1'-N1	5.50	112.60	108.20
85	AA	1802	U	C2-N3-C4	-5.50	123.70	127.00
85	AA	2034	G	N1-C6-O6	5.50	123.20	119.90
85	AA	2149	C	C5'-C4'-O4'	5.50	115.70	109.10
35	BB	688	U	C2'-C3'-O3'	5.50	122.50	113.70
35	BB	1283	C	C1'-O4'-C4'	-5.50	105.50	109.90
85	AA	863	C	C3'-C2'-C1'	-5.50	97.10	101.50
85	AA	1115	G	N1-C2-N3	5.50	127.20	123.90
86	AB	20	U	N1-C1'-C2'	-5.50	105.95	112.00
34	BA	520	G	C8-N9-C1'	5.50	134.15	127.00
34	BA	996	U	O4'-C1'-C2'	5.50	112.55	107.60
35	BB	520	G	N3-C2-N2	5.50	123.75	119.90
35	BB	802	G	C5'-C4'-O4'	5.50	115.70	109.10
35	BB	1146	C	C5'-C4'-O4'	5.50	115.70	109.10
35	BB	1371	G	O4'-C1'-C2'	5.50	112.55	107.60
35	BB	1393	C	C2-N1-C1'	5.50	124.85	118.80
35	BB	1395	G	N9-C1'-C2'	-5.50	105.95	112.00
35	BB	1462	G	C4'-C3'-C2'	-5.50	97.10	102.60
36	BC	8	C	O5'-C5'-C4'	-5.50	101.25	111.70
36	BC	68	A	C1'-O4'-C4'	-5.50	105.50	109.90
36	BC	102	G	C1'-O4'-C4'	-5.50	105.50	109.90
38	BE	76	U	C5'-C4'-C3'	-5.50	107.20	116.00
42	BI	56	ARG	NE-CZ-NH2	-5.50	117.55	120.30
85	AA	447	C	N3-C4-N4	-5.50	114.15	118.00
85	AA	644	A	C5-C6-N6	-5.50	119.30	123.70
85	AA	676	U	C4'-C3'-C2'	5.50	108.10	102.60
85	AA	760	U	C6-N1-C1'	-5.50	113.50	121.20
85	AA	779	G	P-O5'-C5'	5.50	129.70	120.90
85	AA	929	G	C1'-O4'-C4'	5.50	114.30	109.90
85	AA	1082	U	C6-N1-C1'	-5.50	113.50	121.20
85	AA	1240	A	C8-N9-C4	5.50	108.00	105.80
85	AA	1558	U	N3-C4-O4	-5.50	115.55	119.40
86	AB	70	G	C5'-C4'-C3'	-5.50	107.20	116.00
7	A6	138	GLN	CB-CA-C	5.50	121.39	110.40
34	BA	49	A	C3'-C2'-C1'	-5.50	97.10	101.50
34	BA	229	C	O4'-C1'-N1	5.50	112.60	108.20
34	BA	476	U	P-O5'-C5'	-5.50	112.11	120.90
34	BA	800	G	N1-C2-N2	-5.50	111.25	116.20
34	BA	819	G	C1'-O4'-C4'	-5.50	105.50	109.90
34	BA	1299	G	N1-C2-N2	5.50	121.15	116.20

Continued on next page...

Continued from previous page...

Mol	Chain	Res	Type	Atoms	Z	Observed(°)	Ideal(°)
34	BA	1657	A	N9-C1'-C2'	-5.50	105.95	112.00
35	BB	803	U	O4'-C1'-N1	5.50	112.60	108.20
35	BB	838	G	O5'-P-OP2	5.50	117.30	110.70
35	BB	971	A	C5-C6-N6	-5.50	119.30	123.70
35	BB	1267	C	C5'-C4'-O4'	5.50	115.69	109.10
35	BB	1370	G	C4-N9-C1'	5.50	133.65	126.50
38	BE	34	C	N1-C2-N3	5.50	123.05	119.20
38	BE	153	C	N3-C4-N4	5.50	121.85	118.00
41	BH	10	U	C1'-O4'-C4'	-5.50	105.50	109.90
41	BH	104	U	N3-C4-C5	5.50	117.90	114.60
53	BT	166	ASP	N-CA-CB	-5.50	100.71	110.60
85	AA	670	C	O4'-C1'-N1	5.50	112.60	108.20
85	AA	1108	U	O4'-C1'-N1	5.50	112.60	108.20
85	AA	1484	G	N3-C2-N2	5.50	123.75	119.90
85	AA	1683	U	O3'-P-O5'	-5.50	93.56	104.00
85	AA	1982	C	C3'-C2'-C1'	5.50	105.90	101.50
86	AB	66	U	O5'-C5'-C4'	-5.50	101.26	111.70
34	BA	55	G	C8-N9-C4	-5.50	104.20	106.40
34	BA	174	A	C1'-O4'-C4'	-5.50	105.50	109.90
34	BA	516	U	N3-C4-C5	5.50	117.90	114.60
34	BA	840	U	P-O3'-C3'	-5.50	113.11	119.70
34	BA	1557	G	O5'-C5'-C4'	-5.50	101.26	111.70
35	BB	475	A	C4-C5-C6	-5.50	114.25	117.00
35	BB	1070	G	C8-N9-C1'	5.50	134.14	127.00
53	BT	97	ARG	NE-CZ-NH2	-5.50	117.55	120.30
85	AA	11	A	N1-C6-N6	-5.50	115.30	118.60
85	AA	416	U	N3-C4-C5	-5.50	111.30	114.60
85	AA	657	C	C5'-C4'-O4'	5.50	115.69	109.10
26	AS	134	TYR	CB-CA-C	5.49	121.39	110.40
34	BA	531	C	C5'-C4'-O4'	5.49	115.69	109.10
34	BA	941	G	C5'-C4'-O4'	5.49	115.69	109.10
34	BA	969	A	C4'-C3'-C2'	-5.49	97.11	102.60
34	BA	1031	U	O4'-C1'-N1	5.49	112.59	108.20
34	BA	1144	A	C8-N9-C1'	5.49	137.59	127.70
34	BA	1821	A	O5'-C5'-C4'	-5.49	101.26	111.70
35	BB	99	G	O5'-C5'-C4'	-5.49	101.26	111.70
35	BB	161	G	C5-C6-O6	-5.49	125.30	128.60
35	BB	381	C	C2-N1-C1'	5.49	124.84	118.80
35	BB	628	A	C1'-O4'-C4'	-5.49	105.50	109.90
35	BB	661	G	C5-C6-O6	5.49	131.90	128.60
35	BB	661	G	N1-C6-O6	-5.49	116.60	119.90
35	BB	808	U	C2-N1-C1'	-5.49	111.11	117.70

Continued on next page...

Continued from previous page...

Mol	Chain	Res	Type	Atoms	Z	Observed(°)	Ideal(°)
35	BB	895	U	N3-C2-O2	-5.49	118.35	122.20
35	BB	1147	G	N3-C2-N2	-5.49	116.06	119.90
35	BB	1518	U	C6-N1-C2	-5.49	117.70	121.00
37	BD	118	C	C2-N3-C4	-5.49	117.15	119.90
38	BE	162	U	C2-N1-C1'	-5.49	111.11	117.70
39	BF	4	A	C2-N3-C4	-5.49	107.85	110.60
40	BG	2	U	N1-C2-O2	-5.49	118.95	122.80
49	BP	61	PHE	N-CA-C	-5.49	96.17	111.00
85	AA	23	G	O4'-C1'-N9	5.49	112.59	108.20
85	AA	241	U	P-O5'-C5'	5.49	129.69	120.90
85	AA	346	U	O4'-C1'-N1	5.49	112.59	108.20
85	AA	475	A	C4'-C3'-C2'	5.49	108.09	102.60
85	AA	830	A	C8-N9-C4	5.49	108.00	105.80
85	AA	913	U	N3-C2-O2	5.49	126.05	122.20
85	AA	1685	G	C5-C6-O6	-5.49	125.30	128.60
85	AA	1730	C	OP1-P-O3'	5.49	117.29	105.20
1	A0	210	ARG	CG-CD-NE	-5.49	100.27	111.80
34	BA	684	G	C6-C5-N7	-5.49	127.11	130.40
34	BA	1785	G	C5'-C4'-C3'	5.49	124.79	116.00
35	BB	856	U	P-O3'-C3'	-5.49	113.11	119.70
36	BC	145	G	P-O3'-C3'	-5.49	113.11	119.70
84	By	184	ASN	CA-CB-CG	-5.49	101.32	113.40
85	AA	91	U	P-O5'-C5'	-5.49	112.11	120.90
85	AA	1509	A	C3'-C2'-C1'	-5.49	97.11	101.50
85	AA	2184	A	C8-N9-C4	5.49	108.00	105.80
34	BA	651	U	O4'-C4'-C3'	-5.49	98.51	104.00
34	BA	1218	G	C5-C6-N1	5.49	114.25	111.50
34	BA	1523	U	C6-N1-C2	-5.49	117.71	121.00
35	BB	317	C	O4'-C1'-N1	5.49	112.59	108.20
35	BB	506	G	C1'-O4'-C4'	-5.49	105.51	109.90
35	BB	558	U	C3'-C2'-C1'	-5.49	97.11	101.50
35	BB	807	U	C2'-C3'-O3'	5.49	122.48	113.70
35	BB	1493	A	P-O5'-C5'	-5.49	112.12	120.90
36	BC	60	U	OP2-P-O3'	5.49	117.28	105.20
38	BE	193	A	P-O3'-C3'	-5.49	113.11	119.70
41	BH	31	A	P-O5'-C5'	-5.49	112.12	120.90
53	BT	170	ARG	N-CA-CB	-5.49	100.72	110.60
85	AA	54	C	N3-C2-O2	-5.49	118.06	121.90
85	AA	500	C	P-O5'-C5'	-5.49	112.11	120.90
85	AA	809	A	P-O3'-C3'	5.49	126.29	119.70
85	AA	891	G	O5'-C5'-C4'	5.49	122.13	111.70
85	AA	1721	A	C2'-C3'-O3'	5.49	122.48	113.70

Continued on next page...

Continued from previous page...

Mol	Chain	Res	Type	Atoms	Z	Observed(°)	Ideal(°)
85	AA	1904	C	N3-C4-C5	-5.49	119.70	121.90
85	AA	1914	U	O4'-C1'-N1	5.49	112.59	108.20
86	AB	55	U	C2-N1-C1'	5.49	124.29	117.70
34	BA	108	A	C6-N1-C2	-5.49	115.31	118.60
34	BA	934	G	C3'-C2'-C1'	-5.49	97.11	101.50
34	BA	960	C	C2-N1-C1'	-5.49	112.76	118.80
34	BA	993	C	C6-N1-C1'	-5.49	114.21	120.80
34	BA	1414	C	N3-C2-O2	-5.49	118.06	121.90
34	BA	1457	C	P-O5'-C5'	5.49	129.68	120.90
35	BB	636	G	C3'-C2'-C1'	-5.49	97.11	101.50
35	BB	1019	C	N3-C2-O2	-5.49	118.06	121.90
35	BB	1510	G	C4-N9-C1'	-5.49	119.36	126.50
40	BG	124	A	N1-C6-N6	-5.49	115.31	118.60
40	BG	130	G	N9-C1'-C2'	-5.49	105.96	112.00
64	Be	72	VAL	CB-CA-C	5.49	121.83	111.40
80	Bu	13	TYR	CB-CG-CD2	5.49	124.29	121.00
85	AA	244	G	O4'-C1'-N9	5.49	112.59	108.20
85	AA	531	G	O4'-C1'-N9	5.49	112.59	108.20
85	AA	549	A	O4'-C1'-N9	5.49	112.59	108.20
85	AA	854	A	O5'-P-OP1	5.49	117.28	110.70
85	AA	965	G	C8-N9-C1'	5.49	134.13	127.00
85	AA	1462	A	O5'-P-OP2	5.49	117.28	110.70
85	AA	1679	U	P-O3'-C3'	5.49	126.29	119.70
85	AA	1795	C	C1'-O4'-C4'	-5.49	105.51	109.90
85	AA	1829	C	N3-C4-C5	5.49	124.09	121.90
85	AA	1996	A	C5-C6-N6	5.49	128.09	123.70
85	AA	2121	G	N7-C8-N9	5.49	115.84	113.10
34	BA	11	U	O5'-C5'-C4'	-5.49	101.27	111.70
34	BA	1095	G	O5'-C5'-C4'	-5.49	101.28	111.70
34	BA	1108	U	P-O3'-C3'	-5.49	113.11	119.70
34	BA	1475	G	C4'-C3'-C2'	-5.49	97.11	102.60
35	BB	778	A	C5-C6-N6	-5.49	119.31	123.70
35	BB	953	G	O4'-C1'-N9	5.49	112.59	108.20
35	BB	1062	G	C6-N1-C2	-5.49	121.81	125.10
44	BK	49	CYS	CA-CB-SG	-5.49	104.12	114.00
52	BS	83	TYR	CB-CG-CD1	-5.49	117.71	121.00
85	AA	634	U	C5'-C4'-C3'	-5.49	107.22	116.00
85	AA	1202	G	C4'-C3'-C2'	-5.49	97.11	102.60
85	AA	1680	U	N3-C2-O2	-5.49	118.36	122.20
4	A3	152	ARG	C-N-CA	5.49	135.41	121.70
7	A6	106	ARG	NE-CZ-NH1	5.49	123.04	120.30
34	BA	83	G	C5-C6-O6	-5.49	125.31	128.60

Continued on next page...

Continued from previous page...

Mol	Chain	Res	Type	Atoms	Z	Observed(°)	Ideal(°)
34	BA	472	G	C5'-C4'-O4'	5.49	115.68	109.10
34	BA	711	C	C5'-C4'-C3'	5.49	124.78	116.00
34	BA	875	G	C4'-C3'-C2'	5.49	108.08	102.60
34	BA	1057	C	C3'-C2'-C1'	5.49	105.89	101.50
34	BA	1234	U	C6-N1-C1'	5.49	128.88	121.20
34	BA	1443	U	O4'-C4'-C3'	5.49	110.49	106.10
34	BA	1722	U	N3-C4-O4	-5.49	115.56	119.40
35	BB	26	C	N3-C2-O2	-5.49	118.06	121.90
35	BB	590	G	N9-C1'-C2'	-5.49	105.97	112.00
38	BE	189	A	C3'-C2'-C1'	-5.49	97.11	101.50
40	BG	24	A	C4'-C3'-O3'	-5.49	97.88	109.40
41	BH	110	C	P-O3'-C3'	5.49	126.28	119.70
51	BR	75	GLU	N-CA-CB	-5.49	100.73	110.60
63	Bd	6	ASN	CA-CB-CG	-5.49	101.33	113.40
80	Bu	153	ASP	N-CA-CB	5.49	120.47	110.60
82	Bw	223	ALA	CB-CA-C	-5.49	101.87	110.10
85	AA	128	U	C6-N1-C1'	-5.49	113.52	121.20
85	AA	235	U	O4'-C1'-N1	5.49	112.59	108.20
85	AA	678	A	C4'-C3'-C2'	5.49	108.08	102.60
85	AA	1714	G	N3-C4-N9	-5.49	122.71	126.00
85	AA	2151	U	O4'-C1'-N1	5.49	112.59	108.20
5	A4	101	GLN	N-CA-CB	5.48	120.47	110.60
8	A7	43	TRP	CB-CG-CD2	-5.48	119.47	126.60
34	BA	583	G	C5-C6-N1	5.48	114.24	111.50
34	BA	1107	A	C3'-C2'-C1'	-5.48	97.11	101.50
34	BA	1108	U	C6-N1-C1'	5.48	128.88	121.20
35	BB	802	G	C5-C6-O6	5.48	131.89	128.60
35	BB	816	U	O4'-C1'-N1	5.48	112.59	108.20
35	BB	879	G	C3'-C2'-C1'	-5.48	97.11	101.50
35	BB	1348	C	P-O5'-C5'	-5.48	112.13	120.90
35	BB	1359	G	C5'-C4'-C3'	-5.48	107.22	116.00
41	BH	48	G	O3'-P-O5'	-5.48	93.58	104.00
42	BI	87	ALA	N-CA-CB	-5.48	102.42	110.10
59	BZ	6	CYS	O-C-N	-5.48	113.92	122.70
85	AA	1428	A	P-O5'-C5'	-5.48	112.13	120.90
85	AA	1514	A	C5'-C4'-C3'	-5.48	107.22	116.00
85	AA	1658	G	C5-C6-N1	5.48	114.24	111.50
85	AA	1792	C	P-O3'-C3'	5.48	126.28	119.70
2	A1	155	ASP	CB-CG-OD2	-5.48	113.37	118.30
30	AW	50	HIS	CA-CB-CG	-5.48	104.28	113.60
34	BA	114	U	C6-N1-C1'	5.48	128.88	121.20
34	BA	125	G	N9-C1'-C2'	-5.48	105.97	112.00

Continued on next page...

Continued from previous page...

Mol	Chain	Res	Type	Atoms	Z	Observed(°)	Ideal(°)
34	BA	279	U	C1'-O4'-C4'	-5.48	105.51	109.90
34	BA	719	G	O4'-C1'-N9	5.48	112.59	108.20
34	BA	1468	U	O5'-C5'-C4'	-5.48	101.28	111.70
35	BB	4	C	N3-C2-O2	-5.48	118.06	121.90
35	BB	1199	A	C4-C5-C6	-5.48	114.26	117.00
35	BB	1249	G	C1'-O4'-C4'	-5.48	105.51	109.90
35	BB	1370	G	P-O5'-C5'	-5.48	112.13	120.90
38	BE	108	U	C2-N1-C1'	-5.48	111.12	117.70
38	BE	144	A	C1'-O4'-C4'	-5.48	105.51	109.90
40	BG	87	G	C5'-C4'-C3'	-5.48	107.23	116.00
85	AA	334	A	O3'-P-O5'	5.48	114.42	104.00
85	AA	420	C	C5'-C4'-C3'	-5.48	107.23	116.00
85	AA	491	G	N3-C2-N2	5.48	123.74	119.90
85	AA	623	G	C5'-C4'-C3'	-5.48	107.23	116.00
85	AA	653	A	C3'-C2'-C1'	-5.48	97.11	101.50
85	AA	1141	U	P-O3'-C3'	-5.48	113.12	119.70
85	AA	1367	C	P-O5'-C5'	-5.48	112.13	120.90
85	AA	1923	A	N9-C1'-C2'	5.48	121.13	114.00
86	AB	3	C	C5-C4-N4	-5.48	116.36	120.20
29	AV	91	ARG	NE-CZ-NH2	-5.48	117.56	120.30
34	BA	315	U	C5'-C4'-O4'	5.48	115.68	109.10
34	BA	328	A	O4'-C1'-N9	5.48	112.58	108.20
34	BA	829	U	C5'-C4'-O4'	5.48	115.68	109.10
34	BA	1379	G	N9-C4-C5	5.48	107.59	105.40
35	BB	1012	G	O4'-C1'-N9	5.48	112.58	108.20
35	BB	1427	A	P-O3'-C3'	-5.48	113.12	119.70
38	BE	80	G	O4'-C1'-N9	5.48	112.58	108.20
40	BG	33	G	C4'-C3'-C2'	5.48	108.08	102.60
65	Bf	353	THR	N-CA-C	-5.48	96.20	111.00
67	Bh	60	ALA	N-CA-CB	5.48	117.77	110.10
85	AA	24	U	C4'-C3'-C2'	5.48	108.08	102.60
85	AA	364	C	O4'-C1'-C2'	5.48	112.53	107.60
85	AA	774	C	C3'-C2'-C1'	-5.48	97.11	101.50
85	AA	788	G	OP1-P-OP2	-5.48	111.38	119.60
85	AA	1116	G	C8-N9-C1'	5.48	134.12	127.00
85	AA	1212	C	P-O5'-C5'	5.48	129.67	120.90
34	BA	736	G	C3'-C2'-C1'	-5.48	97.12	101.50
34	BA	1151	A	P-O3'-C3'	5.48	126.28	119.70
34	BA	1205	A	C5-C6-N1	5.48	120.44	117.70
34	BA	1217	A	C5'-C4'-C3'	-5.48	107.23	116.00
35	BB	990	G	C4-N9-C1'	5.48	133.62	126.50
35	BB	1229	A	P-O3'-C3'	-5.48	113.13	119.70

Continued on next page...

Continued from previous page...

Mol	Chain	Res	Type	Atoms	Z	Observed(°)	Ideal(°)
35	BB	1446	C	N3-C2-O2	-5.48	118.06	121.90
38	BE	205	G	C8-N9-C1'	5.48	134.12	127.00
41	BH	130	G	N3-C2-N2	5.48	123.73	119.90
52	BS	76	TYR	CB-CG-CD2	-5.48	117.71	121.00
85	AA	819	G	C5-N7-C8	5.48	107.04	104.30
85	AA	1092	G	N3-C4-C5	-5.48	125.86	128.60
34	BA	174	A	C5-C6-N6	-5.48	119.32	123.70
34	BA	429	G	C5-C6-N1	5.48	114.24	111.50
34	BA	612	U	C1'-O4'-C4'	-5.48	105.52	109.90
34	BA	1246	G	C1'-O4'-C4'	-5.48	105.52	109.90
34	BA	1413	G	C6-N1-C2	-5.48	121.81	125.10
34	BA	1500	G	C4-N9-C1'	-5.48	119.38	126.50
35	BB	789	G	C4-C5-C6	-5.48	115.51	118.80
35	BB	1176	G	N1-C2-N2	-5.48	111.27	116.20
35	BB	1176	G	O4'-C1'-C2'	-5.48	100.32	105.80
36	BC	84	U	O4'-C1'-N1	5.48	112.58	108.20
37	BD	97	U	P-O3'-C3'	-5.48	113.13	119.70
38	BE	21	C	C5'-C4'-C3'	-5.48	107.24	116.00
38	BE	23	G	N3-C2-N2	5.48	123.73	119.90
40	BG	175	G	O4'-C4'-C3'	-5.48	98.52	104.00
62	Bc	21	LYS	CA-C-O	-5.48	108.60	120.10
65	Bf	160	HIS	N-CA-C	-5.48	96.21	111.00
70	Bk	47	ARG	NE-CZ-NH1	5.48	123.04	120.30
85	AA	17	C	C5'-C4'-O4'	5.48	115.67	109.10
85	AA	601	A	O4'-C1'-N9	5.48	112.58	108.20
34	BA	170	U	C5'-C4'-C3'	-5.48	107.24	116.00
34	BA	803	U	C5'-C4'-C3'	-5.48	107.24	116.00
34	BA	872	U	N1-C2-O2	-5.48	118.97	122.80
34	BA	1303	U	P-O3'-C3'	-5.48	113.13	119.70
35	BB	85	A	C5-C6-N6	-5.48	119.32	123.70
35	BB	775	U	O5'-P-OP2	-5.48	100.77	105.70
35	BB	1072	C	O4'-C1'-N1	5.48	112.58	108.20
35	BB	1426	G	N3-C4-N9	5.48	129.28	126.00
85	AA	485	A	C4-N9-C1'	-5.48	116.44	126.30
85	AA	648	G	N1-C6-O6	-5.48	116.61	119.90
85	AA	735	G	C4-N9-C1'	-5.48	119.38	126.50
34	BA	125	G	C8-N9-C1'	5.47	134.12	127.00
34	BA	184	C	O4'-C1'-N1	5.47	112.58	108.20
34	BA	569	C	C1'-O4'-C4'	-5.47	105.52	109.90
34	BA	928	C	P-O5'-C5'	-5.47	112.14	120.90
34	BA	1653	G	P-O3'-C3'	-5.47	113.13	119.70
34	BA	1815	G	N3-C2-N2	5.47	123.73	119.90

Continued on next page...

Continued from previous page...

Mol	Chain	Res	Type	Atoms	Z	Observed(°)	Ideal(°)
35	BB	475	A	C5-C6-N6	5.47	128.08	123.70
35	BB	997	G	C5-C6-N1	5.47	114.24	111.50
35	BB	1202	G	C4-N9-C1'	5.47	133.62	126.50
53	BT	93	ASP	N-CA-CB	-5.47	100.75	110.60
73	Bn	49	TRP	CB-CG-CD1	5.47	134.12	127.00
82	Bw	175	ARG	NE-CZ-NH1	5.47	123.04	120.30
85	AA	10	G	C8-N9-C1'	5.47	134.12	127.00
85	AA	353	G	N1-C6-O6	5.47	123.19	119.90
85	AA	678	A	C6-N1-C2	-5.47	115.32	118.60
85	AA	897	A	P-O3'-C3'	-5.47	113.13	119.70
85	AA	970	U	C3'-C2'-C1'	5.47	105.88	101.50
85	AA	1823	G	C5-C6-O6	-5.47	125.32	128.60
85	AA	2240	G	P-O3'-C3'	-5.47	113.13	119.70
86	AB	57	G	C4-N9-C1'	-5.47	119.38	126.50
34	BA	148	G	O4'-C1'-N9	5.47	112.58	108.20
34	BA	266	G	C5-C6-N1	5.47	114.24	111.50
34	BA	909	G	C6-N1-C2	-5.47	121.82	125.10
34	BA	936	A	C1'-O4'-C4'	-5.47	105.52	109.90
35	BB	18	A	OP2-P-O3'	5.47	117.24	105.20
35	BB	355	A	P-O5'-C5'	5.47	129.66	120.90
35	BB	424	U	C5-C6-N1	-5.47	119.96	122.70
35	BB	1467	A	C4'-C3'-C2'	-5.47	97.13	102.60
35	BB	1510	G	O4'-C1'-N9	5.47	112.58	108.20
42	BI	135	MET	CA-CB-CG	5.47	122.60	113.30
71	Bl	130	SER	N-CA-CB	5.47	118.71	110.50
85	AA	38	C	O3'-P-O5'	5.47	114.40	104.00
85	AA	111	A	C5'-C4'-C3'	-5.47	107.25	116.00
85	AA	409	C	O4'-C1'-N1	5.47	112.58	108.20
85	AA	556	C	C5'-C4'-O4'	-5.47	102.53	109.10
85	AA	557	G	C5'-C4'-C3'	5.47	124.75	116.00
1	A0	22	GLU	CB-CA-C	5.47	121.34	110.40
34	BA	241	U	C5'-C4'-O4'	5.47	115.67	109.10
34	BA	1377	A	P-O3'-C3'	-5.47	113.14	119.70
34	BA	1771	U	C6-N1-C2	-5.47	117.72	121.00
35	BB	562	A	OP1-P-OP2	-5.47	111.39	119.60
37	BD	13	A	P-O5'-C5'	-5.47	112.15	120.90
37	BD	56	G	N1-C6-O6	5.47	123.18	119.90
38	BE	95	G	C6-C5-N7	5.47	133.68	130.40
47	BN	175	ARG	N-CA-CB	-5.47	100.75	110.60
57	BX	81	ALA	N-CA-CB	-5.47	102.44	110.10
69	Bj	85	HIS	CA-CB-CG	5.47	122.90	113.60
85	AA	1294	U	C5-C6-N1	-5.47	119.96	122.70

Continued on next page...

Continued from previous page...

Mol	Chain	Res	Type	Atoms	Z	Observed(°)	Ideal(°)
85	AA	2155	U	C3'-C2'-C1'	-5.47	97.12	101.50
13	AE	43	ASN	N-CA-CB	5.47	120.44	110.60
34	BA	138	C	C3'-C2'-C1'	-5.47	97.12	101.50
34	BA	537	C	C3'-C2'-C1'	-5.47	97.12	101.50
34	BA	584	A	C3'-C2'-C1'	5.47	105.88	101.50
34	BA	953	G	C5'-C4'-C3'	-5.47	107.25	116.00
34	BA	1205	A	O4'-C1'-N9	-5.47	103.82	108.20
34	BA	1258	G	O3'-P-O5'	-5.47	93.61	104.00
34	BA	1488	C	C2-N1-C1'	-5.47	112.78	118.80
34	BA	1537	G	C6-N1-C2	-5.47	121.82	125.10
35	BB	445	G	C4-N9-C1'	5.47	133.61	126.50
35	BB	457	U	N1-C1'-C2'	-5.47	105.98	112.00
35	BB	900	C	C1'-O4'-C4'	-5.47	105.53	109.90
37	BD	9	C	N1-C2-O2	5.47	122.18	118.90
38	BE	32	U	N3-C4-C5	-5.47	111.32	114.60
38	BE	92	C	N3-C2-O2	-5.47	118.07	121.90
85	AA	539	A	N9-C1'-C2'	-5.47	105.98	112.00
85	AA	544	A	C4-N9-C1'	-5.47	116.45	126.30
85	AA	849	A	C5-C6-N6	-5.47	119.32	123.70
85	AA	1160	U	C2-N1-C1'	-5.47	111.14	117.70
85	AA	1180	C	C5'-C4'-C3'	5.47	124.75	116.00
85	AA	1283	C	N3-C4-N4	-5.47	114.17	118.00
85	AA	1932	C	O4'-C1'-N1	5.47	112.58	108.20
34	BA	507	U	C5'-C4'-O4'	-5.47	102.54	109.10
34	BA	1401	C	O4'-C1'-N1	5.47	112.57	108.20
34	BA	1439	C	N1-C1'-C2'	-5.47	105.98	112.00
34	BA	1501	U	O4'-C4'-C3'	-5.47	98.53	104.00
35	BB	1017	U	O4'-C1'-N1	5.47	112.57	108.20
51	BR	76	TRP	CA-CB-CG	-5.47	103.31	113.70
84	By	9	ILE	N-CA-C	5.47	125.76	111.00
85	AA	146	U	N1-C1'-C2'	-5.47	105.99	112.00
85	AA	1101	C	P-O3'-C3'	-5.47	113.14	119.70
28	AU	96	ARG	NE-CZ-NH1	5.47	123.03	120.30
34	BA	266	G	P-O3'-C3'	-5.47	113.14	119.70
34	BA	774	A	N9-C1'-C2'	-5.47	105.99	112.00
34	BA	865	C	P-O5'-C5'	-5.47	112.15	120.90
34	BA	881	C	C1'-O4'-C4'	-5.47	105.53	109.90
34	BA	994	G	C5-N7-C8	-5.47	101.57	104.30
34	BA	1033	G	C5-N7-C8	-5.47	101.57	104.30
34	BA	1407	C	O4'-C1'-N1	5.47	112.57	108.20
34	BA	1563	G	P-O5'-C5'	5.47	129.65	120.90
34	BA	1833	G	P-O3'-C3'	-5.47	113.14	119.70

Continued on next page...

Continued from previous page...

Mol	Chain	Res	Type	Atoms	Z	Observed(°)	Ideal(°)
35	BB	139	G	N7-C8-N9	-5.47	110.37	113.10
35	BB	435	A	C4-N9-C1'	-5.47	116.46	126.30
35	BB	648	G	O4'-C1'-N9	5.47	112.57	108.20
35	BB	852	G	O4'-C1'-N9	5.47	112.57	108.20
35	BB	1239	A	C4-N9-C1'	-5.47	116.46	126.30
35	BB	1509	G	C4'-C3'-C2'	-5.47	97.13	102.60
37	BD	61	C	C6-N1-C2	-5.47	118.11	120.30
38	BE	152	U	C5-C4-O4	-5.47	122.62	125.90
40	BG	173	C	C4'-C3'-C2'	-5.47	97.13	102.60
57	BX	122	ARG	NE-CZ-NH2	5.47	123.03	120.30
85	AA	327	G	N3-C4-C5	-5.47	125.87	128.60
85	AA	381	A	O5'-C5'-C4'	-5.47	101.31	111.70
85	AA	521	A	C4'-C3'-C2'	5.47	108.07	102.60
85	AA	2053	A	N7-C8-N9	5.47	116.53	113.80
34	BA	137	C	N3-C2-O2	-5.46	118.08	121.90
34	BA	288	U	N3-C2-O2	-5.46	118.38	122.20
34	BA	525	A	C4-C5-C6	-5.46	114.27	117.00
34	BA	692	U	O5'-P-OP2	-5.46	100.78	105.70
34	BA	697	A	C5-C6-N1	5.46	120.43	117.70
34	BA	896	U	P-O5'-C5'	-5.46	112.16	120.90
34	BA	1411	C	C4'-C3'-O3'	-5.46	97.92	109.40
34	BA	1526	C	C5'-C4'-O4'	5.46	115.66	109.10
35	BB	260	A	O4'-C1'-N9	5.46	112.57	108.20
35	BB	1007	U	P-O5'-C5'	-5.46	112.16	120.90
35	BB	1133	C	N3-C2-O2	-5.46	118.08	121.90
35	BB	1209	A	C5-N7-C8	-5.46	101.17	103.90
37	BD	91	U	N3-C2-O2	-5.46	118.38	122.20
39	BF	57	C	O4'-C1'-N1	5.46	112.57	108.20
40	BG	30	C	N1-C2-O2	5.46	122.18	118.90
40	BG	37	G	C1'-O4'-C4'	-5.46	105.53	109.90
40	BG	162	A	C3'-C2'-C1'	5.46	105.87	101.50
41	BH	65	G	C4-N9-C1'	-5.46	119.40	126.50
85	AA	111	A	C3'-C2'-C1'	5.46	105.87	101.50
85	AA	1302	A	O4'-C1'-N9	5.46	112.57	108.20
85	AA	2057	G	C5-C6-O6	-5.46	125.32	128.60
85	AA	2112	G	C8-N9-C1'	5.46	134.10	127.00
34	BA	493	G	N1-C6-O6	-5.46	116.62	119.90
34	BA	919	A	N7-C8-N9	-5.46	111.07	113.80
34	BA	1499	A	C2-N3-C4	5.46	113.33	110.60
35	BB	10	C	C4'-C3'-C2'	-5.46	97.14	102.60
35	BB	54	U	C4'-C3'-C2'	5.46	108.06	102.60
35	BB	114	A	O4'-C1'-N9	5.46	112.57	108.20

Continued on next page...

Continued from previous page...

Mol	Chain	Res	Type	Atoms	Z	Observed(°)	Ideal(°)
35	BB	977	G	C3'-C2'-C1'	-5.46	97.13	101.50
35	BB	977	G	OP1-P-OP2	-5.46	111.41	119.60
37	BD	93	G	N3-C4-C5	-5.46	125.87	128.60
65	Bf	392	ARG	N-CA-C	5.46	125.75	111.00
85	AA	577	U	C2'-C3'-O3'	5.46	122.44	113.70
85	AA	1294	U	C6-N1-C1'	5.46	128.85	121.20
85	AA	2215	C	C3'-C2'-C1'	-5.46	97.13	101.50
34	BA	381	A	C5-C6-N6	-5.46	119.33	123.70
34	BA	427	G	N3-C2-N2	5.46	123.72	119.90
34	BA	635	G	O4'-C1'-N9	5.46	112.57	108.20
34	BA	1019	C	C5'-C4'-C3'	-5.46	107.26	116.00
35	BB	83	G	P-O5'-C5'	5.46	129.64	120.90
35	BB	950	G	N1-C6-O6	5.46	123.18	119.90
35	BB	1233	U	C5-C6-N1	-5.46	119.97	122.70
35	BB	1306	G	C5'-C4'-C3'	-5.46	107.26	116.00
35	BB	1501	U	O4'-C1'-N1	5.46	112.57	108.20
37	BD	11	A	C5'-C4'-C3'	-5.46	107.26	116.00
40	BG	111	C	P-O3'-C3'	-5.46	113.15	119.70
40	BG	169	A	C2-N3-C4	-5.46	107.87	110.60
77	Br	121	PHE	CB-CG-CD2	-5.46	116.98	120.80
85	AA	461	G	N9-C4-C5	-5.46	103.22	105.40
85	AA	727	U	C3'-C2'-C1'	-5.46	97.13	101.50
85	AA	813	G	C5-C6-O6	-5.46	125.32	128.60
85	AA	858	G	N9-C1'-C2'	-5.46	105.99	112.00
85	AA	1202	G	O4'-C1'-N9	5.46	112.57	108.20
85	AA	1247	A	N9-C1'-C2'	-5.46	105.99	112.00
34	BA	346	A	C4'-C3'-C2'	-5.46	97.14	102.60
34	BA	679	U	C1'-O4'-C4'	5.46	114.27	109.90
34	BA	1233	U	N3-C2-O2	-5.46	118.38	122.20
35	BB	37	C	N3-C2-O2	-5.46	118.08	121.90
35	BB	121	A	C3'-C2'-C1'	-5.46	97.13	101.50
40	BG	152	G	C5'-C4'-C3'	-5.46	107.26	116.00
67	Bh	139	GLY	N-CA-C	-5.46	99.45	113.10
85	AA	477	U	C5'-C4'-C3'	5.46	124.74	116.00
85	AA	792	A	O4'-C1'-N9	5.46	112.57	108.20
85	AA	984	A	C8-N9-C4	-5.46	103.62	105.80
34	BA	223	U	C4'-C3'-C2'	-5.46	97.14	102.60
34	BA	387	A	C5'-C4'-C3'	-5.46	107.27	116.00
34	BA	389	U	O4'-C4'-C3'	-5.46	98.54	104.00
34	BA	484	A	C5'-C4'-O4'	-5.46	102.55	109.10
34	BA	513	U	C5'-C4'-C3'	-5.46	107.27	116.00
34	BA	674	G	N1-C6-O6	5.46	123.17	119.90

Continued on next page...

Continued from previous page...

Mol	Chain	Res	Type	Atoms	Z	Observed(°)	Ideal(°)
34	BA	786	U	P-O3'-C3'	5.46	126.25	119.70
34	BA	868	C	OP1-P-OP2	5.46	127.79	119.60
34	BA	1269	C	N3-C2-O2	-5.46	118.08	121.90
34	BA	1496	G	OP1-P-OP2	-5.46	111.41	119.60
34	BA	1608	C	O4'-C1'-N1	5.46	112.57	108.20
34	BA	1779	U	C6-N1-C1'	5.46	128.84	121.20
35	BB	429	C	N1-C2-N3	5.46	123.02	119.20
35	BB	445	G	C8-N9-C4	-5.46	104.22	106.40
36	BC	18	G	C4-C5-C6	-5.46	115.53	118.80
37	BD	49	A	C5-N7-C8	-5.46	101.17	103.90
38	BE	107	U	C4'-C3'-C2'	-5.46	97.14	102.60
64	Be	115	ASN	CA-CB-CG	-5.46	101.39	113.40
85	AA	439	U	P-O5'-C5'	-5.46	112.17	120.90
85	AA	757	A	P-O3'-C3'	-5.46	113.15	119.70
85	AA	889	G	C5'-C4'-O4'	5.46	115.65	109.10
85	AA	1217	U	C5-C4-O4	5.46	129.18	125.90
85	AA	2163	G	C5-C6-O6	5.46	131.88	128.60
21	AM	84	PHE	N-CA-C	-5.46	96.27	111.00
34	BA	335	C	C6-N1-C2	-5.46	118.12	120.30
34	BA	528	C	C3'-C2'-C1'	-5.46	97.14	101.50
34	BA	798	G	C6-C5-N7	-5.46	127.13	130.40
34	BA	1247	G	C4-N9-C1'	-5.46	119.41	126.50
34	BA	1786	C	N3-C2-O2	-5.46	118.08	121.90
34	BA	1839	G	C4-N9-C1'	-5.46	119.41	126.50
35	BB	86	A	O3'-P-O5'	-5.46	93.63	104.00
35	BB	618	U	N1-C2-O2	5.46	126.62	122.80
35	BB	1453	G	O4'-C4'-C3'	-5.46	98.54	104.00
37	BD	25	G	O3'-P-O5'	-5.46	93.63	104.00
38	BE	107	U	O4'-C1'-N1	5.46	112.57	108.20
40	BG	142	A	P-O3'-C3'	5.46	126.25	119.70
77	Br	217	ARG	CD-NE-CZ	5.46	131.24	123.60
80	Bu	99	TYR	N-CA-CB	-5.46	100.78	110.60
85	AA	36	U	O4'-C1'-N1	5.46	112.57	108.20
85	AA	760	U	N1-C1'-C2'	-5.46	106.00	112.00
85	AA	1114	A	P-O3'-C3'	-5.46	113.15	119.70
85	AA	1704	C	N3-C2-O2	-5.46	118.08	121.90
85	AA	1821	C	C5'-C4'-C3'	-5.46	107.27	116.00
85	AA	1877	G	N7-C8-N9	5.46	115.83	113.10
85	AA	2073	U	C6-N1-C1'	5.46	128.84	121.20
85	AA	2190	U	C2-N1-C1'	-5.46	111.15	117.70
12	AD	11	ASP	N-CA-CB	-5.46	100.78	110.60
34	BA	52	G	C1'-O4'-C4'	-5.46	105.54	109.90

Continued on next page...

Continued from previous page...

Mol	Chain	Res	Type	Atoms	Z	Observed(°)	Ideal(°)
34	BA	1287	G	P-O3'-C3'	-5.46	113.15	119.70
35	BB	101	U	O3'-P-O5'	-5.46	93.64	104.00
35	BB	606	C	O4'-C1'-N1	5.46	112.56	108.20
35	BB	786	A	P-O3'-C3'	-5.46	113.15	119.70
35	BB	1449	G	C5-C6-N1	5.46	114.23	111.50
39	BF	24	G	C4'-C3'-C2'	-5.46	97.14	102.60
40	BG	166	C	P-O5'-C5'	5.46	129.63	120.90
62	Bc	13	ARG	CB-CG-CD	5.46	125.78	111.60
85	AA	1134	G	P-O3'-C3'	-5.46	113.15	119.70
22	AO	117	LEU	CB-CA-C	-5.45	99.84	110.20
34	BA	78	U	O3'-P-O5'	-5.45	93.64	104.00
34	BA	661	C	N1-C2-O2	5.45	122.17	118.90
34	BA	704	G	C5-C6-O6	-5.45	125.33	128.60
34	BA	987	C	N3-C2-O2	-5.45	118.08	121.90
34	BA	1739	G	C2-N3-C4	-5.45	109.17	111.90
35	BB	121	A	C1'-O4'-C4'	-5.45	105.54	109.90
35	BB	1050	A	P-O5'-C5'	-5.45	112.17	120.90
35	BB	1146	C	C6-N1-C1'	-5.45	114.26	120.80
35	BB	1356	G	C5-C6-N1	5.45	114.23	111.50
35	BB	1506	C	C2-N3-C4	-5.45	117.17	119.90
35	BB	1546	C	C2-N3-C4	-5.45	117.17	119.90
41	BH	10	U	N1-C2-N3	5.45	118.17	114.90
85	AA	266	U	O3'-P-O5'	5.45	114.36	104.00
85	AA	809	A	C2'-C3'-O3'	5.45	122.43	113.70
85	AA	2089	G	C8-N9-C4	5.45	108.58	106.40
2	A1	51	TYR	N-CA-C	-5.45	96.28	111.00
34	BA	557	U	C4-C5-C6	5.45	122.97	119.70
34	BA	602	G	N1-C2-N2	5.45	121.11	116.20
34	BA	736	G	N3-C2-N2	5.45	123.72	119.90
34	BA	747	G	N1-C6-O6	-5.45	116.63	119.90
34	BA	941	G	P-O5'-C5'	-5.45	112.18	120.90
34	BA	1232	C	C3'-C2'-C1'	-5.45	97.14	101.50
34	BA	1329	U	C2-N3-C4	-5.45	123.73	127.00
35	BB	40	C	N3-C4-N4	-5.45	114.18	118.00
41	BH	127	A	C5-C6-N1	5.45	120.43	117.70
77	Br	329	LEU	O-C-N	-5.45	113.98	122.70
85	AA	880	A	C4-N9-C1'	-5.45	116.49	126.30
16	AH	13	SER	C-N-CA	5.45	135.33	121.70
34	BA	362	G	C1'-O4'-C4'	-5.45	105.54	109.90
34	BA	530	A	P-O5'-C5'	-5.45	112.18	120.90
34	BA	697	A	C6-N1-C2	-5.45	115.33	118.60
34	BA	701	G	P-O3'-C3'	5.45	126.24	119.70

Continued on next page...

Continued from previous page...

Mol	Chain	Res	Type	Atoms	Z	Observed(°)	Ideal(°)
34	BA	748	C	C3'-C2'-C1'	-5.45	97.14	101.50
34	BA	1177	C	O3'-P-O5'	-5.45	93.64	104.00
34	BA	1338	G	P-O3'-C3'	-5.45	113.16	119.70
35	BB	107	A	O4'-C1'-N9	5.45	112.56	108.20
35	BB	968	C	C6-N1-C2	-5.45	118.12	120.30
35	BB	1201	G	C5'-C4'-O4'	-5.45	102.56	109.10
35	BB	1284	U	C2-N1-C1'	-5.45	111.16	117.70
40	BG	161	C	N3-C2-O2	-5.45	118.08	121.90
41	BH	51	C	N3-C2-O2	-5.45	118.08	121.90
69	Bj	5	ARG	NE-CZ-NH2	-5.45	117.58	120.30
80	Bu	56	THR	CA-CB-OG1	5.45	120.45	109.00
85	AA	100	A	O3'-P-O5'	5.45	114.36	104.00
85	AA	386	G	N9-C1'-C2'	-5.45	106.00	112.00
85	AA	815	G	C3'-C2'-C1'	5.45	105.86	101.50
85	AA	1538	C	C2-N3-C4	-5.45	117.17	119.90
85	AA	1605	G	P-O5'-C5'	-5.45	112.18	120.90
85	AA	1753	A	C3'-C2'-C1'	5.45	105.86	101.50
86	AB	50	U	O3'-P-O5'	-5.45	93.64	104.00
34	BA	113	G	C4'-C3'-O3'	5.45	123.89	113.00
34	BA	375	C	P-O5'-C5'	5.45	129.62	120.90
34	BA	887	U	N3-C2-O2	-5.45	118.39	122.20
34	BA	1187	U	C4'-C3'-C2'	-5.45	97.15	102.60
34	BA	1813	C	P-O5'-C5'	-5.45	112.18	120.90
35	BB	107	A	C3'-C2'-C1'	-5.45	97.14	101.50
35	BB	619	A	C8-N9-C1'	5.45	137.51	127.70
35	BB	1053	G	N1-C2-N2	-5.45	111.30	116.20
37	BD	30	A	N9-C4-C5	-5.45	103.62	105.80
39	BF	62	U	C1'-O4'-C4'	-5.45	105.54	109.90
40	BG	29	U	C3'-C2'-C1'	-5.45	97.14	101.50
40	BG	75	C	C4'-C3'-C2'	5.45	108.05	102.60
40	BG	113	G	C4-N9-C1'	-5.45	119.42	126.50
41	BH	72	G	C8-N9-C4	5.45	108.58	106.40
41	BH	102	C	C2-N3-C4	-5.45	117.17	119.90
55	BV	73	ARG	NE-CZ-NH1	5.45	123.03	120.30
63	Bd	55	ALA	O-C-N	-5.45	113.98	122.70
65	Bf	391	ARG	NE-CZ-NH2	-5.45	117.58	120.30
76	Bq	46	ARG	NE-CZ-NH1	5.45	123.02	120.30
85	AA	425	G	C3'-C2'-C1'	-5.45	97.14	101.50
85	AA	788	G	N3-C4-C5	-5.45	125.88	128.60
6	A5	25	MET	N-CA-C	5.45	125.71	111.00
34	BA	348	U	N1-C2-N3	5.45	118.17	114.90
34	BA	1240	G	C8-N9-C1'	-5.45	119.92	127.00

Continued on next page...

Continued from previous page...

Mol	Chain	Res	Type	Atoms	Z	Observed(°)	Ideal(°)
34	BA	1296	U	N3-C4-C5	-5.45	111.33	114.60
38	BE	60	C	N3-C2-O2	-5.45	118.09	121.90
39	BF	55	A	C6-N1-C2	-5.45	115.33	118.60
66	Bg	19	ASP	CB-CG-OD1	-5.45	113.40	118.30
85	AA	286	C	N3-C4-N4	5.45	121.81	118.00
85	AA	370	A	C5-C6-N1	5.45	120.42	117.70
85	AA	523	U	C2-N1-C1'	-5.45	111.16	117.70
85	AA	1483	A	C4-C5-C6	-5.45	114.28	117.00
34	BA	95	C	O4'-C1'-N1	5.45	112.56	108.20
34	BA	110	C	O4'-C4'-C3'	-5.45	98.56	104.00
34	BA	339	G	C2'-C3'-O3'	5.45	122.41	113.70
34	BA	953	G	P-O5'-C5'	-5.45	112.19	120.90
34	BA	1090	A	C4'-C3'-C2'	-5.45	97.15	102.60
34	BA	1685	C	N3-C2-O2	-5.45	118.09	121.90
35	BB	760	C	C6-N1-C2	-5.45	118.12	120.30
35	BB	850	U	C2-N1-C1'	5.45	124.24	117.70
35	BB	1359	G	C3'-C2'-C1'	-5.45	97.14	101.50
35	BB	1361	A	O4'-C1'-N9	5.45	112.56	108.20
35	BB	1466	A	P-O3'-C3'	-5.45	113.17	119.70
37	BD	41	G	C5'-C4'-C3'	5.45	124.71	116.00
37	BD	91	U	C3'-C2'-C1'	-5.45	97.14	101.50
38	BE	168	C	C5-C4-N4	5.45	124.01	120.20
52	BS	36	PHE	CB-CG-CD2	-5.45	116.99	120.80
85	AA	97	A	C4'-C3'-C2'	-5.45	97.15	102.60
85	AA	423	G	C6-N1-C2	-5.45	121.83	125.10
85	AA	765	U	O4'-C4'-C3'	-5.45	98.55	104.00
85	AA	1578	G	C5'-C4'-C3'	5.45	124.71	116.00
13	AE	69	TYR	CB-CG-CD1	-5.44	117.73	121.00
34	BA	290	G	C8-N9-C1'	5.44	134.08	127.00
34	BA	538	G	C5'-C4'-C3'	5.44	124.71	116.00
34	BA	1227	U	OP1-P-O3'	5.44	117.18	105.20
34	BA	1505	G	N3-C4-C5	-5.44	125.88	128.60
35	BB	10	C	O4'-C1'-N1	5.44	112.56	108.20
35	BB	883	G	C5'-C4'-O4'	5.44	115.63	109.10
35	BB	1071	G	C3'-C2'-C1'	-5.44	97.14	101.50
35	BB	1367	U	C2-N1-C1'	-5.44	111.17	117.70
35	BB	1546	C	N1-C2-N3	5.44	123.01	119.20
37	BD	66	G	C1'-O4'-C4'	-5.44	105.55	109.90
34	BA	347	A	P-O5'-C5'	5.44	129.61	120.90
34	BA	353	U	C5'-C4'-O4'	5.44	115.63	109.10
34	BA	471	U	O3'-P-O5'	-5.44	93.66	104.00
34	BA	592	G	C5'-C4'-C3'	5.44	124.71	116.00

Continued on next page...

Continued from previous page...

Mol	Chain	Res	Type	Atoms	Z	Observed(°)	Ideal(°)
34	BA	651	U	P-O3'-C3'	-5.44	113.17	119.70
34	BA	1087	A	C6-C5-N7	-5.44	128.49	132.30
34	BA	1557	G	C4-N9-C1'	-5.44	119.42	126.50
35	BB	790	A	O4'-C1'-N9	5.44	112.55	108.20
35	BB	850	U	N1-C1'-C2'	5.44	121.08	114.00
35	BB	1129	C	P-O3'-C3'	-5.44	113.17	119.70
35	BB	1218	G	N1-C6-O6	5.44	123.17	119.90
35	BB	1508	G	C5-C6-O6	5.44	131.87	128.60
36	BC	14	G	C8-N9-C1'	5.44	134.08	127.00
38	BE	142	A	C5-C6-N6	5.44	128.06	123.70
60	Ba	63	ARG	NE-CZ-NH2	-5.44	117.58	120.30
77	Br	338	ALA	N-CA-CB	-5.44	102.48	110.10
80	Bu	184	ASN	CA-CB-CG	-5.44	101.42	113.40
82	Bw	234	ARG	NE-CZ-NH1	5.44	123.02	120.30
85	AA	99	U	C1'-O4'-C4'	-5.44	105.55	109.90
85	AA	474	C	C1'-O4'-C4'	-5.44	105.55	109.90
85	AA	639	C	O3'-P-O5'	-5.44	93.66	104.00
85	AA	670	C	C5-C4-N4	5.44	124.01	120.20
85	AA	803	C	P-O3'-C3'	-5.44	113.17	119.70
85	AA	1276	A	N1-C6-N6	-5.44	115.33	118.60
85	AA	1442	U	C6-N1-C2	5.44	124.27	121.00
16	AH	14	ALA	N-CA-C	-5.44	96.31	111.00
31	AX	155	TYR	N-CA-C	-5.44	96.31	111.00
34	BA	205	G	O4'-C1'-N9	5.44	112.55	108.20
34	BA	575	U	P-O5'-C5'	5.44	129.61	120.90
34	BA	607	C	C2-N1-C1'	5.44	124.78	118.80
34	BA	633	G	C3'-C2'-C1'	-5.44	97.15	101.50
34	BA	1071	G	O4'-C1'-N9	5.44	112.55	108.20
34	BA	1091	U	C6-N1-C1'	5.44	128.82	121.20
34	BA	1348	G	C5'-C4'-C3'	-5.44	107.30	116.00
35	BB	37	C	P-O5'-C5'	-5.44	112.19	120.90
35	BB	404	A	O4'-C1'-N9	5.44	112.55	108.20
35	BB	416	U	C1'-O4'-C4'	-5.44	105.55	109.90
35	BB	810	G	P-O3'-C3'	-5.44	113.17	119.70
35	BB	1124	G	N9-C1'-C2'	-5.44	106.02	112.00
35	BB	1363	A	C8-N9-C4	5.44	107.98	105.80
35	BB	1511	U	C6-N1-C1'	5.44	128.82	121.20
36	BC	86	U	C2-N1-C1'	-5.44	111.17	117.70
37	BD	94	C	O3'-P-O5'	-5.44	93.66	104.00
38	BE	123	A	C5-C6-N1	-5.44	114.98	117.70
38	BE	162	U	P-O3'-C3'	-5.44	113.17	119.70
41	BH	89	C	C2-N1-C1'	5.44	124.78	118.80

Continued on next page...

Continued from previous page...

Mol	Chain	Res	Type	Atoms	Z	Observed(°)	Ideal(°)
62	Bc	109	ARG	NE-CZ-NH1	5.44	123.02	120.30
85	AA	474	C	O5'-C5'-C4'	-5.44	101.36	111.70
85	AA	549	A	N9-C1'-C2'	-5.44	106.02	112.00
85	AA	898	A	C8-N9-C1'	-5.44	117.91	127.70
85	AA	1057	G	C5'-C4'-C3'	-5.44	107.30	116.00
85	AA	1096	G	P-O3'-C3'	-5.44	113.17	119.70
5	A4	114	LEU	N-CA-C	5.44	125.69	111.00
34	BA	52	G	P-O5'-C5'	-5.44	112.20	120.90
34	BA	284	U	OP1-P-OP2	-5.44	111.44	119.60
34	BA	661	C	C1'-O4'-C4'	-5.44	105.55	109.90
34	BA	820	C	O4'-C1'-N1	5.44	112.55	108.20
34	BA	1613	G	C4-N9-C1'	-5.44	119.43	126.50
34	BA	1617	U	C5-C6-N1	-5.44	119.98	122.70
35	BB	997	G	P-O3'-C3'	-5.44	113.17	119.70
35	BB	1033	U	N1-C1'-C2'	-5.44	106.02	112.00
35	BB	1467	A	P-O5'-C5'	5.44	129.60	120.90
71	B1	124	VAL	C-N-CA	5.44	135.30	121.70
85	AA	675	A	C8-N9-C1'	5.44	137.49	127.70
1	A0	192	ARG	N-CA-CB	-5.44	100.81	110.60
34	BA	680	C	N3-C4-N4	-5.44	114.19	118.00
34	BA	955	G	O3'-P-O5'	-5.44	93.67	104.00
34	BA	1473	A	C5-C6-N1	5.44	120.42	117.70
34	BA	1489	U	C5-C6-N1	5.44	125.42	122.70
35	BB	598	C	C2-N1-C1'	-5.44	112.82	118.80
35	BB	681	G	C5'-C4'-C3'	-5.44	107.30	116.00
35	BB	1374	U	P-O3'-C3'	-5.44	113.17	119.70
36	BC	73	U	P-O3'-C3'	-5.44	113.17	119.70
36	BC	75	G	C8-N9-C4	-5.44	104.22	106.40
40	BG	137	G	C4-N9-C1'	-5.44	119.43	126.50
47	BN	23	GLN	CB-CA-C	-5.44	99.53	110.40
59	BZ	10	ARG	NE-CZ-NH2	-5.44	117.58	120.30
65	Bf	220	ARG	NE-CZ-NH1	5.44	123.02	120.30
85	AA	478	U	N3-C4-C5	-5.44	111.34	114.60
85	AA	492	C	N3-C2-O2	-5.44	118.09	121.90
85	AA	1132	A	O4'-C4'-C3'	-5.44	98.56	104.00
85	AA	1759	U	O3'-P-O5'	-5.44	93.67	104.00
85	AA	1848	G	C4-N9-C1'	-5.44	119.43	126.50
85	AA	2039	G	O4'-C4'-C3'	-5.44	98.56	104.00
85	AA	2105	G	N9-C1'-C2'	-5.44	106.02	112.00
34	BA	1164	C	N3-C2-O2	-5.44	118.09	121.90
34	BA	1609	U	O4'-C1'-C2'	5.44	112.49	107.60
35	BB	25	A	O4'-C1'-C2'	-5.44	100.36	105.80

Continued on next page...

Continued from previous page...

Mol	Chain	Res	Type	Atoms	Z	Observed(°)	Ideal(°)
35	BB	1156	U	O4'-C1'-N1	5.44	112.55	108.20
51	BR	30	PHE	CB-CG-CD2	-5.44	117.00	120.80
85	AA	504	U	C3'-C2'-C1'	-5.44	97.15	101.50
85	AA	1811	C	P-O3'-C3'	5.44	126.22	119.70
21	AM	85	LEU	N-CA-C	-5.43	96.33	111.00
34	BA	294	C	C2'-C3'-O3'	5.43	122.39	113.70
34	BA	579	U	C5'-C4'-C3'	-5.43	107.31	116.00
34	BA	598	G	OP1-P-O3'	5.43	117.16	105.20
34	BA	607	C	O4'-C1'-N1	5.43	112.55	108.20
34	BA	859	G	C8-N9-C4	5.43	108.57	106.40
34	BA	1331	G	C4'-C3'-C2'	5.43	108.03	102.60
34	BA	1381	A	C8-N9-C1'	-5.43	117.92	127.70
34	BA	1551	G	C8-N9-C4	5.43	108.57	106.40
35	BB	981	A	O4'-C1'-N9	5.43	112.55	108.20
35	BB	1506	C	O5'-C5'-C4'	5.43	122.03	111.70
36	BC	33	U	N3-C4-O4	5.43	123.20	119.40
38	BE	143	A	N1-C2-N3	-5.43	126.58	129.30
39	BF	60	C	N3-C4-C5	-5.43	119.73	121.90
40	BG	47	G	C4-N9-C1'	-5.43	119.44	126.50
41	BH	101	A	C6-N1-C2	-5.43	115.34	118.60
50	BQ	182	THR	CA-CB-CG2	-5.43	104.79	112.40
54	BU	133	ARG	O-C-N	-5.43	114.00	122.70
85	AA	260	A	C3'-C2'-C1'	5.43	105.85	101.50
85	AA	336	C	N3-C4-N4	5.43	121.80	118.00
85	AA	1547	G	P-O3'-C3'	-5.43	113.18	119.70
85	AA	2177	C	C1'-O4'-C4'	-5.43	105.55	109.90
7	A6	36	ARG	NE-CZ-NH2	-5.43	117.58	120.30
34	BA	6	C	N3-C4-N4	-5.43	114.20	118.00
34	BA	159	U	O4'-C4'-C3'	-5.43	98.57	104.00
34	BA	800	G	C8-N9-C1'	5.43	134.06	127.00
34	BA	876	C	P-O5'-C5'	-5.43	112.21	120.90
34	BA	1598	U	P-O5'-C5'	5.43	129.59	120.90
34	BA	1763	U	O4'-C1'-N1	5.43	112.55	108.20
35	BB	57	G	N9-C4-C5	5.43	107.57	105.40
35	BB	592	G	C5-C6-O6	-5.43	125.34	128.60
36	BC	119	G	N3-C2-N2	5.43	123.70	119.90
40	BG	4	A	C1'-O4'-C4'	-5.43	105.56	109.90
51	BR	23	ARG	NE-CZ-NH2	-5.43	117.58	120.30
61	Bb	114	HIS	N-CA-CB	5.43	120.38	110.60
85	AA	91	U	O3'-P-O5'	5.43	114.32	104.00
85	AA	159	G	O4'-C1'-N9	5.43	112.55	108.20
85	AA	190	A	C8-N9-C4	5.43	107.97	105.80

Continued on next page...

Continued from previous page...

Mol	Chain	Res	Type	Atoms	Z	Observed(°)	Ideal(°)
85	AA	559	G	C1'-O4'-C4'	-5.43	105.55	109.90
85	AA	1224	C	N3-C2-O2	-5.43	118.10	121.90
85	AA	1230	U	C4'-C3'-C2'	-5.43	97.17	102.60
85	AA	1338	C	P-O5'-C5'	-5.43	112.21	120.90
85	AA	1458	G	N3-C2-N2	5.43	123.70	119.90
85	AA	1607	A	N7-C8-N9	5.43	116.52	113.80
34	BA	280	A	C5-N7-C8	-5.43	101.18	103.90
34	BA	1468	U	C6-N1-C2	-5.43	117.74	121.00
34	BA	1546	C	P-O5'-C5'	-5.43	112.21	120.90
34	BA	1779	U	C5'-C4'-C3'	-5.43	107.31	116.00
37	BD	77	A	N7-C8-N9	-5.43	111.08	113.80
37	BD	98	G	C4'-C3'-C2'	-5.43	97.17	102.60
38	BE	134	A	C6-C5-N7	5.43	136.10	132.30
40	BG	24	A	O5'-C5'-C4'	5.43	122.02	111.70
40	BG	88	G	C5'-C4'-C3'	-5.43	107.31	116.00
65	Bf	199	ARG	N-CA-CB	-5.43	100.82	110.60
85	AA	464	A	C5-C6-N6	-5.43	119.36	123.70
85	AA	962	U	C5-C6-N1	-5.43	119.98	122.70
85	AA	1211	C	N3-C2-O2	-5.43	118.10	121.90
85	AA	1690	A	N9-C1'-C2'	-5.43	106.03	112.00
33	AZ	38	ALA	N-CA-C	-5.43	96.34	111.00
34	BA	276	C	N1-C2-O2	5.43	122.16	118.90
34	BA	305	C	P-O3'-C3'	-5.43	113.18	119.70
34	BA	415	C	C5-C4-N4	5.43	124.00	120.20
34	BA	1055	U	O4'-C1'-N1	5.43	112.54	108.20
34	BA	1588	U	C5-C6-N1	-5.43	119.99	122.70
35	BB	532	C	N3-C2-O2	-5.43	118.10	121.90
35	BB	624	A	C4'-C3'-C2'	5.43	108.03	102.60
35	BB	1331	U	C6-N1-C1'	-5.43	113.60	121.20
35	BB	1356	G	N3-C4-C5	-5.43	125.89	128.60
35	BB	1514	G	O3'-P-O5'	-5.43	93.69	104.00
36	BC	67	U	N3-C2-O2	-5.43	118.40	122.20
37	BD	88	U	O4'-C1'-C2'	-5.43	100.37	105.80
37	BD	114	U	O5'-P-OP2	-5.43	100.81	105.70
38	BE	163	A	C8-N9-C4	5.43	107.97	105.80
38	BE	185	G	C1'-O4'-C4'	-5.43	105.56	109.90
59	BZ	43	ARG	N-CA-CB	-5.43	100.83	110.60
73	Bn	52	LYS	N-CA-CB	-5.43	100.83	110.60
85	AA	886	A	N1-C6-N6	-5.43	115.34	118.60
85	AA	1448	A	P-O3'-C3'	-5.43	113.18	119.70
85	AA	1677	A	C8-N9-C4	5.43	107.97	105.80
85	AA	1700	C	C2-N1-C1'	-5.43	112.83	118.80

Continued on next page...

Continued from previous page...

Mol	Chain	Res	Type	Atoms	Z	Observed(°)	Ideal(°)
85	AA	1904	C	O5'-C5'-C4'	-5.43	101.38	111.70
85	AA	2036	A	C5-N7-C8	5.43	106.61	103.90
85	AA	2073	U	O4'-C1'-N1	5.43	112.54	108.20
34	BA	1557	G	C8-N9-C1'	5.43	134.06	127.00
35	BB	76	C	N3-C2-O2	-5.43	118.10	121.90
35	BB	139	G	O5'-C5'-C4'	5.43	122.01	111.70
35	BB	394	A	P-O3'-C3'	-5.43	113.19	119.70
35	BB	1289	G	P-O5'-C5'	5.43	129.59	120.90
35	BB	1487	G	C8-N9-C1'	5.43	134.06	127.00
85	AA	1274	A	P-O5'-C5'	-5.43	112.22	120.90
85	AA	1491	G	C6-C5-N7	-5.43	127.14	130.40
85	AA	2039	G	N1-C2-N3	-5.43	120.64	123.90
34	BA	8	G	C8-N9-C4	5.43	108.57	106.40
34	BA	308	C	C2-N3-C4	-5.43	117.19	119.90
34	BA	315	U	N3-C4-O4	-5.43	115.60	119.40
34	BA	326	A	O4'-C4'-C3'	-5.43	98.57	104.00
34	BA	812	A	C8-N9-C1'	5.43	137.47	127.70
34	BA	965	A	P-O3'-C3'	-5.43	113.19	119.70
34	BA	1192	A	N9-C1'-C2'	-5.43	106.03	112.00
34	BA	1789	A	O3'-P-O5'	5.43	114.31	104.00
35	BB	342	U	O4'-C1'-N1	5.43	112.54	108.20
35	BB	424	U	N3-C2-O2	-5.43	118.40	122.20
35	BB	1100	C	C5-C6-N1	-5.43	118.29	121.00
38	BE	65	U	C6-N1-C2	-5.43	117.74	121.00
50	BQ	111	LEU	N-CA-CB	5.43	121.25	110.40
63	Bd	20	GLY	C-N-CA	5.43	135.27	121.70
85	AA	35	U	C5-C6-N1	5.43	125.41	122.70
85	AA	586	G	C5-C6-N1	5.43	114.21	111.50
85	AA	1522	U	C2-N3-C4	-5.43	123.74	127.00
85	AA	1831	U	O3'-P-O5'	-5.43	93.69	104.00
85	AA	2076	C	N3-C4-N4	-5.43	114.20	118.00
25	AR	11	GLY	N-CA-C	-5.42	99.54	113.10
34	BA	51	C	N3-C4-N4	-5.42	114.20	118.00
34	BA	160	G	C8-N9-C4	5.42	108.57	106.40
34	BA	730	C	P-O3'-C3'	-5.42	113.19	119.70
34	BA	822	U	O3'-P-O5'	5.42	114.31	104.00
34	BA	1032	A	P-O3'-C3'	-5.42	113.19	119.70
34	BA	1154	U	N3-C4-O4	-5.42	115.60	119.40
34	BA	1371	U	C6-N1-C2	-5.42	117.75	121.00
35	BB	115	A	P-O5'-C5'	-5.42	112.22	120.90
35	BB	1108	G	N3-C2-N2	5.42	123.70	119.90
35	BB	1192	C	C6-N1-C2	-5.42	118.13	120.30

Continued on next page...

Continued from previous page...

Mol	Chain	Res	Type	Atoms	Z	Observed(°)	Ideal(°)
35	BB	1498	G	C5'-C4'-O4'	-5.42	102.59	109.10
38	BE	67	A	C5-C6-N1	5.42	120.41	117.70
38	BE	108	U	C6-N1-C1'	5.42	128.79	121.20
38	BE	125	C	P-O3'-C3'	-5.42	113.19	119.70
39	BF	2	G	C4'-C3'-C2'	-5.42	97.18	102.60
39	BF	56	C	C5'-C4'-O4'	-5.42	102.59	109.10
64	Be	216	HIS	C-N-CA	5.42	135.26	121.70
83	Bx	51	ARG	NE-CZ-NH1	-5.42	117.59	120.30
85	AA	163	C	C5-C4-N4	-5.42	116.40	120.20
85	AA	285	C	C5'-C4'-O4'	5.42	115.61	109.10
85	AA	586	G	N1-C6-O6	5.42	123.15	119.90
85	AA	762	U	C5-C4-O4	-5.42	122.65	125.90
85	AA	1717	G	O4'-C1'-N9	5.42	112.54	108.20
34	BA	16	C	C6-N1-C1'	5.42	127.31	120.80
34	BA	53	G	N9-C4-C5	-5.42	103.23	105.40
35	BB	660	G	C4-N9-C1'	-5.42	119.45	126.50
35	BB	1230	A	O5'-P-OP2	-5.42	100.82	105.70
35	BB	1364	C	C6-N1-C2	-5.42	118.13	120.30
35	BB	1471	A	C8-N9-C1'	-5.42	117.94	127.70
85	AA	190	A	N7-C8-N9	-5.42	111.09	113.80
85	AA	1712	A	C4-N9-C1'	-5.42	116.54	126.30
34	BA	93	A	C8-N9-C1'	5.42	137.46	127.70
34	BA	309	U	C3'-C2'-C1'	-5.42	97.16	101.50
34	BA	687	G	O4'-C1'-N9	5.42	112.54	108.20
34	BA	769	U	C5'-C4'-O4'	5.42	115.61	109.10
34	BA	818	G	O4'-C1'-N9	5.42	112.54	108.20
34	BA	824	C	C6-N1-C2	-5.42	118.13	120.30
34	BA	898	G	C8-N9-C4	-5.42	104.23	106.40
34	BA	1667	G	C5-C6-N1	5.42	114.21	111.50
35	BB	1533	U	O4'-C1'-N1	5.42	112.54	108.20
36	BC	11	G	P-O5'-C5'	-5.42	112.22	120.90
38	BE	103	C	O4'-C1'-N1	5.42	112.54	108.20
48	BO	183	SER	CB-CA-C	5.42	120.40	110.10
66	Bg	69	TYR	CB-CG-CD1	5.42	124.25	121.00
68	Bi	14	ARG	CG-CD-NE	-5.42	100.42	111.80
81	Bv	169	LYS	N-CA-C	-5.42	96.36	111.00
83	Bx	38	SER	N-CA-C	-5.42	96.36	111.00
85	AA	185	A	O4'-C4'-C3'	-5.42	98.58	104.00
85	AA	267	U	C4'-C3'-O3'	5.42	123.84	113.00
85	AA	715	G	N3-C4-C5	-5.42	125.89	128.60
85	AA	779	G	N3-C2-N2	5.42	123.69	119.90
85	AA	811	A	P-O3'-C3'	-5.42	113.19	119.70

Continued on next page...

Continued from previous page...

Mol	Chain	Res	Type	Atoms	Z	Observed(°)	Ideal(°)
85	AA	1559	U	C5'-C4'-O4'	5.42	115.61	109.10
85	AA	1816	C	N1-C2-N3	-5.42	115.40	119.20
85	AA	1826	U	C6-N1-C2	-5.42	117.75	121.00
85	AA	1991	C	O5'-P-OP2	-5.42	100.82	105.70
34	BA	1145	U	P-O5'-C5'	-5.42	112.23	120.90
34	BA	1534	U	N1-C2-O2	5.42	126.59	122.80
34	BA	1628	A	N7-C8-N9	5.42	116.51	113.80
34	BA	1653	G	C8-N9-C4	5.42	108.57	106.40
35	BB	1119	G	C8-N9-C1'	5.42	134.04	127.00
35	BB	1483	A	C4'-C3'-C2'	5.42	108.02	102.60
45	BL	160	ARG	NE-CZ-NH2	-5.42	117.59	120.30
64	Be	73	LYS	N-CA-C	5.42	125.63	111.00
85	AA	706	U	C2-N1-C1'	-5.42	111.20	117.70
85	AA	879	G	P-O3'-C3'	-5.42	113.20	119.70
85	AA	1205	U	O4'-C1'-N1	5.42	112.54	108.20
85	AA	1291	A	C4'-C3'-C2'	-5.42	97.18	102.60
85	AA	1676	G	C4'-C3'-O3'	-5.42	98.02	109.40
1	A0	108	THR	C-N-CA	5.42	135.25	121.70
15	AG	20	ARG	NE-CZ-NH2	-5.42	117.59	120.30
16	AH	39	ASP	N-CA-CB	-5.42	100.85	110.60
29	AV	44	ARG	NE-CZ-NH1	5.42	123.01	120.30
34	BA	260	A	N9-C4-C5	-5.42	103.63	105.80
34	BA	320	G	C5-C6-N1	5.42	114.21	111.50
34	BA	329	G	N3-C2-N2	5.42	123.69	119.90
34	BA	784	C	N3-C4-C5	5.42	124.07	121.90
34	BA	1001	G	N9-C1'-C2'	-5.42	106.04	112.00
35	BB	127	U	O5'-C5'-C4'	-5.42	101.40	111.70
35	BB	1199	A	P-O5'-C5'	5.42	129.57	120.90
36	BC	26	U	C2'-C3'-O3'	5.42	122.37	113.70
36	BC	55	U	C2-N3-C4	5.42	130.25	127.00
36	BC	84	U	C2-N1-C1'	5.42	124.20	117.70
37	BD	4	U	C1'-O4'-C4'	-5.42	105.56	109.90
40	BG	109	C	C6-N1-C1'	5.42	127.30	120.80
41	BH	5	G	O5'-P-OP2	-5.42	100.82	105.70
67	Bh	146	ARG	NE-CZ-NH1	5.42	123.01	120.30
68	Bi	14	ARG	NE-CZ-NH2	-5.42	117.59	120.30
85	AA	273	C	N1-C2-O2	5.42	122.15	118.90
85	AA	334	A	N1-C6-N6	-5.42	115.35	118.60
85	AA	489	C	C2-N1-C1'	5.42	124.76	118.80
85	AA	496	C	C5'-C4'-C3'	5.42	124.67	116.00
34	BA	210	G	O4'-C1'-N9	5.42	112.53	108.20
34	BA	456	G	C5-C6-O6	-5.42	125.35	128.60

Continued on next page...

Continued from previous page...

Mol	Chain	Res	Type	Atoms	Z	Observed(°)	Ideal(°)
34	BA	467	A	N9-C1'-C2'	-5.42	106.04	112.00
34	BA	1299	G	C2'-C3'-O3'	5.42	122.37	113.70
34	BA	1318	G	C4'-C3'-C2'	-5.42	97.18	102.60
34	BA	1323	G	C1'-O4'-C4'	-5.42	105.57	109.90
34	BA	1325	G	N1-C6-O6	5.42	123.15	119.90
34	BA	1840	C	N1-C2-O2	5.42	122.15	118.90
35	BB	78	C	P-O3'-C3'	-5.42	113.20	119.70
35	BB	384	A	C4-N9-C1'	5.42	136.05	126.30
35	BB	465	C	O5'-C5'-C4'	-5.42	101.41	111.70
35	BB	1248	A	C6-N1-C2	-5.42	115.35	118.60
35	BB	1446	C	P-O3'-C3'	5.42	126.20	119.70
38	BE	148	C	N3-C2-O2	-5.42	118.11	121.90
38	BE	162	U	N3-C2-O2	-5.42	118.41	122.20
40	BG	148	C	P-O3'-C3'	-5.42	113.20	119.70
77	Br	250	TRP	CB-CG-CD1	5.42	134.04	127.00
85	AA	467	U	P-O3'-C3'	-5.42	113.20	119.70
85	AA	550	G	N9-C1'-C2'	-5.42	106.04	112.00
85	AA	604	C	O4'-C1'-C2'	-5.42	100.38	105.80
85	AA	660	G	N9-C4-C5	-5.42	103.23	105.40
85	AA	797	C	O4'-C1'-N1	5.42	112.53	108.20
85	AA	1119	A	P-O5'-C5'	-5.42	112.23	120.90
85	AA	1672	G	C3'-C2'-C1'	-5.42	97.17	101.50
85	AA	1816	C	N3-C4-N4	5.42	121.79	118.00
85	AA	2200	A	C4-N9-C1'	-5.42	116.55	126.30
34	BA	175	G	C5-C6-O6	-5.42	125.35	128.60
34	BA	176	G	N9-C1'-C2'	-5.42	106.04	112.00
34	BA	1180	A	O5'-C5'-C4'	-5.42	101.41	111.70
35	BB	387	G	C5'-C4'-C3'	-5.42	107.33	116.00
35	BB	853	U	O3'-P-O5'	5.42	114.29	104.00
35	BB	1167	C	O5'-C5'-C4'	-5.42	101.41	111.70
37	BD	103	C	O4'-C1'-N1	5.42	112.53	108.20
38	BE	197	A	N9-C1'-C2'	-5.42	106.04	112.00
62	Bc	22	ARG	N-CA-C	5.42	125.62	111.00
62	Bc	33	ASN	CA-CB-CG	-5.42	101.49	113.40
85	AA	828	U	C6-N1-C2	-5.42	117.75	121.00
85	AA	1754	G	N1-C6-O6	5.42	123.15	119.90
85	AA	1894	G	C8-N9-C4	5.42	108.57	106.40
3	A2	30	ARG	NE-CZ-NH2	-5.41	117.59	120.30
34	BA	41	U	O4'-C1'-N1	5.41	112.53	108.20
34	BA	122	U	O4'-C1'-C2'	5.41	112.47	107.60
34	BA	454	G	C8-N9-C1'	5.41	134.04	127.00
34	BA	529	A	N1-C2-N3	-5.41	126.59	129.30

Continued on next page...

Continued from previous page...

Mol	Chain	Res	Type	Atoms	Z	Observed(°)	Ideal(°)
34	BA	931	G	C8-N9-C4	5.41	108.56	106.40
34	BA	1816	G	N9-C4-C5	-5.41	103.23	105.40
35	BB	343	U	P-O3'-C3'	5.41	126.20	119.70
35	BB	466	A	P-O5'-C5'	-5.41	112.24	120.90
35	BB	505	G	C6-N1-C2	-5.41	121.85	125.10
35	BB	716	G	C5'-C4'-O4'	5.41	115.60	109.10
35	BB	790	A	C5'-C4'-C3'	-5.41	107.34	116.00
35	BB	1183	U	C3'-C2'-C1'	-5.41	97.17	101.50
35	BB	1232	A	C5-N7-C8	-5.41	101.19	103.90
38	BE	39	U	OP1-P-O3'	5.41	117.11	105.20
40	BG	157	A	C5-N7-C8	5.41	106.61	103.90
66	Bg	104	THR	CA-CB-CG2	-5.41	104.82	112.40
85	AA	33	U	C1'-O4'-C4'	-5.41	105.57	109.90
85	AA	116	G	C8-N9-C4	5.41	108.56	106.40
85	AA	588	G	O5'-C5'-C4'	-5.41	101.41	111.70
85	AA	674	U	C5-C6-N1	-5.41	119.99	122.70
85	AA	713	G	P-O5'-C5'	-5.41	112.24	120.90
85	AA	2139	G	O5'-C5'-C4'	-5.41	101.41	111.70
2	A1	51	TYR	CB-CG-CD1	5.41	124.25	121.00
34	BA	96	G	C1'-O4'-C4'	-5.41	105.57	109.90
34	BA	99	G	C1'-O4'-C4'	-5.41	105.57	109.90
34	BA	289	A	C5'-C4'-O4'	-5.41	102.61	109.10
34	BA	614	A	C5'-C4'-C3'	-5.41	107.34	116.00
34	BA	692	U	C4'-C3'-C2'	-5.41	97.19	102.60
34	BA	780	U	C5'-C4'-C3'	5.41	124.66	116.00
34	BA	908	G	P-O3'-C3'	-5.41	113.20	119.70
34	BA	1699	A	C4-C5-C6	-5.41	114.29	117.00
35	BB	740	A	O4'-C1'-N9	5.41	112.53	108.20
35	BB	933	U	O4'-C1'-N1	5.41	112.53	108.20
35	BB	1452	U	O5'-C5'-C4'	-5.41	101.42	111.70
35	BB	1453	G	C8-N9-C1'	5.41	134.04	127.00
38	BE	170	U	C5-C6-N1	-5.41	119.99	122.70
52	BS	115	ARG	NE-CZ-NH1	5.41	123.01	120.30
8	A7	245	PHE	CB-CG-CD1	5.41	124.59	120.80
34	BA	204	U	C6-N1-C2	-5.41	117.75	121.00
34	BA	329	G	C2-N3-C4	5.41	114.61	111.90
34	BA	1049	G	O4'-C1'-N9	5.41	112.53	108.20
34	BA	1432	C	N3-C2-O2	-5.41	118.11	121.90
34	BA	1510	C	O4'-C1'-C2'	5.41	112.47	107.60
35	BB	70	A	N9-C1'-C2'	-5.41	106.05	112.00
35	BB	638	G	O4'-C1'-C2'	5.41	112.47	107.60
35	BB	873	C	C6-N1-C2	-5.41	118.14	120.30

Continued on next page...

Continued from previous page...

Mol	Chain	Res	Type	Atoms	Z	Observed(°)	Ideal(°)
35	BB	1292	G	P-O3'-C3'	-5.41	113.21	119.70
36	BC	9	G	O5'-C5'-C4'	-5.41	101.42	111.70
40	BG	132	U	P-O5'-C5'	5.41	129.56	120.90
60	Ba	127	PHE	N-CA-CB	-5.41	100.86	110.60
80	Bu	78	ALA	N-CA-CB	5.41	117.67	110.10
85	AA	66	U	OP1-P-O3'	5.41	117.10	105.20
85	AA	388	G	C6-N1-C2	-5.41	121.85	125.10
85	AA	487	G	C5-C6-O6	5.41	131.85	128.60
85	AA	556	C	C5'-C4'-C3'	5.41	124.66	116.00
85	AA	695	A	C4'-C3'-C2'	5.41	108.01	102.60
85	AA	764	U	N1-C2-N3	-5.41	111.65	114.90
85	AA	988	C	C6-N1-C2	-5.41	118.14	120.30
85	AA	1295	G	O4'-C1'-N9	5.41	112.53	108.20
85	AA	2123	U	C5'-C4'-O4'	-5.41	102.61	109.10
85	AA	2246	U	O5'-P-OP2	-5.41	100.83	105.70
15	AG	135	LEU	N-CA-C	-5.41	96.40	111.00
34	BA	236	A	N9-C4-C5	-5.41	103.64	105.80
34	BA	1017	C	N3-C4-N4	-5.41	114.21	118.00
34	BA	1118	C	C4'-C3'-C2'	-5.41	97.19	102.60
34	BA	1633	C	C3'-C2'-C1'	5.41	105.83	101.50
34	BA	1817	G	C6-N1-C2	-5.41	121.86	125.10
35	BB	641	C	C2-N3-C4	-5.41	117.20	119.90
35	BB	1024	G	C6-N1-C2	-5.41	121.86	125.10
35	BB	1041	A	C4'-C3'-O3'	5.41	123.82	113.00
35	BB	1134	G	N3-C2-N2	5.41	123.69	119.90
35	BB	1199	A	C1'-O4'-C4'	-5.41	105.57	109.90
35	BB	1286	G	C4'-C3'-C2'	5.41	108.01	102.60
35	BB	1470	G	C5'-C4'-C3'	5.41	124.65	116.00
65	Bf	425	HIS	C-N-CA	5.41	133.66	122.30
85	AA	179	G	P-O3'-C3'	5.41	126.19	119.70
85	AA	213	G	O4'-C1'-N9	5.41	112.53	108.20
85	AA	453	G	N3-C2-N2	5.41	123.69	119.90
85	AA	852	C	N3-C4-N4	5.41	121.79	118.00
85	AA	929	G	C3'-C2'-C1'	5.41	105.83	101.50
85	AA	2199	G	P-O5'-C5'	-5.41	112.25	120.90
34	BA	401	A	O3'-P-O5'	-5.41	93.73	104.00
34	BA	458	G	C5'-C4'-C3'	-5.41	107.35	116.00
34	BA	532	C	N3-C4-C5	-5.41	119.74	121.90
34	BA	1067	G	C1'-O4'-C4'	-5.41	105.57	109.90
34	BA	1568	A	C6-N1-C2	-5.41	115.36	118.60
85	AA	338	G	C8-N9-C1'	5.41	134.03	127.00
85	AA	426	C	C2-N3-C4	5.41	122.60	119.90

Continued on next page...

Continued from previous page...

Mol	Chain	Res	Type	Atoms	Z	Observed(°)	Ideal(°)
85	AA	830	A	C4-C5-C6	-5.41	114.30	117.00
85	AA	1281	G	N9-C1'-C2'	-5.41	106.05	112.00
10	A9	150	TYR	CB-CG-CD1	5.41	124.24	121.00
12	AD	33	TRP	CA-C-N	-5.41	105.31	117.20
34	BA	128	C	P-O3'-C3'	-5.41	113.21	119.70
34	BA	942	G	O4'-C1'-N9	5.41	112.53	108.20
34	BA	1561	C	N3-C4-N4	5.41	121.78	118.00
34	BA	1661	U	C3'-C2'-C1'	-5.41	97.18	101.50
35	BB	280	C	P-O3'-C3'	5.41	126.19	119.70
35	BB	611	U	O5'-C5'-C4'	-5.41	101.43	111.70
35	BB	859	U	O4'-C1'-N1	5.41	112.53	108.20
35	BB	1031	G	C5-C6-N1	5.41	114.20	111.50
35	BB	1035	C	P-O3'-C3'	-5.41	113.21	119.70
35	BB	1208	G	N3-C2-N2	5.41	123.68	119.90
35	BB	1215	U	N3-C2-O2	-5.41	118.42	122.20
36	BC	20	C	N3-C4-C5	-5.41	119.74	121.90
77	Br	307	PRO	C-N-CA	5.41	135.21	121.70
85	AA	794	A	C5'-C4'-O4'	5.41	115.59	109.10
85	AA	2042	G	N7-C8-N9	-5.41	110.40	113.10
34	BA	79	C	N1-C1'-C2'	-5.40	106.06	112.00
34	BA	635	G	O4'-C4'-C3'	-5.40	98.60	104.00
34	BA	1275	G	C3'-C2'-C1'	-5.40	97.18	101.50
35	BB	131	A	C8-N9-C1'	5.40	137.43	127.70
35	BB	496	C	C6-N1-C2	-5.40	118.14	120.30
35	BB	1254	G	C8-N9-C1'	5.40	134.03	127.00
37	BD	81	C	C5-C6-N1	-5.40	118.30	121.00
74	Bo	67	GLY	N-CA-C	5.40	126.61	113.10
85	AA	388	G	C5'-C4'-O4'	5.40	115.58	109.10
34	BA	148	G	C3'-C2'-C1'	5.40	105.82	101.50
34	BA	422	C	C6-N1-C2	-5.40	118.14	120.30
34	BA	1064	A	C4-N9-C1'	-5.40	116.58	126.30
34	BA	1800	G	O3'-P-O5'	5.40	114.27	104.00
34	BA	1807	G	O4'-C1'-N9	5.40	112.52	108.20
34	BA	1814	U	N1-C2-N3	5.40	118.14	114.90
35	BB	133	G	C4-N9-C1'	-5.40	119.48	126.50
35	BB	139	G	C4'-C3'-C2'	-5.40	97.20	102.60
35	BB	499	A	C4-N9-C1'	-5.40	116.58	126.30
35	BB	657	A	OP1-P-O3'	5.40	117.09	105.20
35	BB	792	G	C4-C5-N7	5.40	112.96	110.80
35	BB	828	G	O4'-C1'-N9	5.40	112.52	108.20
35	BB	956	G	N7-C8-N9	5.40	115.80	113.10
35	BB	1210	U	P-O3'-C3'	-5.40	113.22	119.70

Continued on next page...

Continued from previous page...

Mol	Chain	Res	Type	Atoms	Z	Observed(°)	Ideal(°)
35	BB	1310	C	C5'-C4'-O4'	5.40	115.58	109.10
35	BB	1467	A	C4'-C3'-O3'	5.40	123.81	113.00
37	BD	110	G	N7-C8-N9	-5.40	110.40	113.10
40	BG	119	A	C5-C6-N6	-5.40	119.38	123.70
40	BG	139	U	N1-C1'-C2'	-5.40	106.06	112.00
73	Bn	11	ARG	CD-NE-CZ	-5.40	116.04	123.60
77	Br	198	ARG	NE-CZ-NH2	5.40	123.00	120.30
84	By	88	PHE	CB-CG-CD2	-5.40	117.02	120.80
85	AA	418	G	C4-C5-C6	-5.40	115.56	118.80
85	AA	1087	G	P-O5'-C5'	-5.40	112.26	120.90
85	AA	1257	A	P-O5'-C5'	-5.40	112.26	120.90
85	AA	2083	G	N1-C6-O6	-5.40	116.66	119.90
3	A2	157	GLU	N-CA-CB	-5.40	100.88	110.60
26	AS	22	TRP	CB-CG-CD2	-5.40	119.58	126.60
34	BA	974	G	C6-N1-C2	-5.40	121.86	125.10
34	BA	1704	G	C5'-C4'-O4'	5.40	115.58	109.10
35	BB	361	A	O4'-C1'-N9	5.40	112.52	108.20
35	BB	623	A	C5-C6-N6	-5.40	119.38	123.70
35	BB	1104	A	N1-C6-N6	-5.40	115.36	118.60
35	BB	1126	A	C5'-C4'-O4'	5.40	115.58	109.10
35	BB	1165	A	C8-N9-C1'	5.40	137.42	127.70
35	BB	1338	U	C5'-C4'-C3'	-5.40	107.36	116.00
35	BB	1401	G	C1'-O4'-C4'	-5.40	105.58	109.90
37	BD	52	U	P-O5'-C5'	5.40	129.54	120.90
38	BE	170	U	N1-C2-O2	5.40	126.58	122.80
49	BP	17	ARG	NE-CZ-NH1	5.40	123.00	120.30
65	Bf	274	CYS	N-CA-CB	5.40	120.32	110.60
85	AA	103	U	C5'-C4'-O4'	5.40	115.58	109.10
85	AA	395	G	O3'-P-O5'	-5.40	93.74	104.00
85	AA	486	G	C8-N9-C4	5.40	108.56	106.40
85	AA	830	A	C5'-C4'-O4'	-5.40	102.62	109.10
85	AA	1524	A	P-O3'-C3'	-5.40	113.22	119.70
85	AA	1786	G	C1'-O4'-C4'	-5.40	105.58	109.90
85	AA	1885	A	C4'-C3'-C2'	5.40	108.00	102.60
31	AX	119	MET	CA-CB-CG	5.40	122.48	113.30
34	BA	142	A	O3'-P-O5'	-5.40	93.74	104.00
34	BA	590	U	P-O5'-C5'	5.40	129.54	120.90
34	BA	666	C	C1'-O4'-C4'	-5.40	105.58	109.90
34	BA	1472	G	N9-C4-C5	-5.40	103.24	105.40
35	BB	421	U	C3'-C2'-C1'	-5.40	97.18	101.50
35	BB	1230	A	OP1-P-OP2	-5.40	111.50	119.60
35	BB	1464	G	C3'-C2'-C1'	5.40	105.82	101.50

Continued on next page...

Continued from previous page...

Mol	Chain	Res	Type	Atoms	Z	Observed(°)	Ideal(°)
35	BB	1529	G	P-O5'-C5'	-5.40	112.26	120.90
36	BC	25	C	P-O5'-C5'	5.40	129.54	120.90
85	AA	815	G	C5'-C4'-O4'	5.40	115.58	109.10
85	AA	1491	G	C4-N9-C1'	-5.40	119.48	126.50
85	AA	2104	C	C5'-C4'-C3'	5.40	124.64	116.00
85	AA	2246	U	C3'-C2'-C1'	5.40	105.82	101.50
34	BA	218	G	N3-C2-N2	5.40	123.68	119.90
34	BA	289	A	N9-C4-C5	-5.40	103.64	105.80
34	BA	350	C	N3-C2-O2	-5.40	118.12	121.90
34	BA	521	C	O4'-C4'-C3'	-5.40	98.60	104.00
34	BA	708	C	C4'-C3'-C2'	5.40	108.00	102.60
34	BA	709	C	O4'-C1'-N1	5.40	112.52	108.20
34	BA	761	U	C1'-O4'-C4'	-5.40	105.58	109.90
34	BA	997	U	C1'-O4'-C4'	-5.40	105.58	109.90
34	BA	1311	G	C8-N9-C4	5.40	108.56	106.40
34	BA	1426	A	C3'-C2'-C1'	5.40	105.82	101.50
34	BA	1463	U	O5'-C5'-C4'	-5.40	101.44	111.70
35	BB	132	G	C6-N1-C2	-5.40	121.86	125.10
35	BB	474	G	C3'-C2'-C1'	-5.40	97.18	101.50
35	BB	975	G	O5'-C5'-C4'	-5.40	101.44	111.70
35	BB	1362	G	C6-N1-C2	-5.40	121.86	125.10
38	BE	88	G	C2'-C3'-O3'	5.40	122.34	113.70
38	BE	127	G	N3-C2-N2	5.40	123.68	119.90
39	BF	28	C	P-O3'-C3'	-5.40	113.22	119.70
40	BG	102	G	C4'-C3'-C2'	-5.40	97.20	102.60
41	BH	26	C	C2-N1-C1'	5.40	124.74	118.80
85	AA	192	G	N3-C4-N9	5.40	129.24	126.00
85	AA	965	G	C2'-C3'-O3'	5.40	122.34	113.70
85	AA	1010	U	N3-C2-O2	-5.40	118.42	122.20
85	AA	1211	C	P-O5'-C5'	-5.40	112.26	120.90
85	AA	1448	A	C5'-C4'-O4'	-5.40	102.62	109.10
85	AA	1998	A	O4'-C1'-N9	5.40	112.52	108.20
85	AA	2087	C	O4'-C1'-C2'	5.40	112.46	107.60
85	AA	2092	A	C2'-C3'-O3'	5.40	122.34	113.70
85	AA	2234	C	O4'-C1'-C2'	5.40	112.46	107.60
34	BA	754	G	N3-C2-N2	-5.40	116.12	119.90
34	BA	1516	G	C5-C6-O6	-5.40	125.36	128.60
34	BA	1803	A	N7-C8-N9	-5.40	111.10	113.80
36	BC	95	A	C4'-C3'-C2'	5.40	108.00	102.60
77	Br	186	ARG	NE-CZ-NH1	5.40	123.00	120.30
85	AA	148	G	C5'-C4'-C3'	-5.40	107.37	116.00
85	AA	1670	U	P-O5'-C5'	-5.40	112.27	120.90

Continued on next page...

Continued from previous page...

Mol	Chain	Res	Type	Atoms	Z	Observed(°)	Ideal(°)
25	AR	83	VAL	N-CA-C	-5.39	96.43	111.00
34	BA	734	G	C8-N9-C4	5.39	108.56	106.40
34	BA	757	G	N9-C4-C5	-5.39	103.24	105.40
34	BA	1241	U	C3'-C2'-C1'	-5.39	97.19	101.50
34	BA	1711	G	C4-C5-C6	-5.39	115.56	118.80
35	BB	688	U	C4'-C3'-C2'	5.39	107.99	102.60
35	BB	999	G	C1'-O4'-C4'	-5.39	105.58	109.90
35	BB	1049	G	N3-C2-N2	5.39	123.68	119.90
35	BB	1086	G	N9-C1'-C2'	-5.39	106.07	112.00
35	BB	1169	A	O5'-C5'-C4'	-5.39	101.45	111.70
35	BB	1487	G	C8-N9-C4	-5.39	104.24	106.40
37	BD	60	C	N3-C2-O2	-5.39	118.12	121.90
37	BD	93	G	C4'-C3'-C2'	-5.39	97.20	102.60
41	BH	17	A	P-O5'-C5'	-5.39	112.27	120.90
85	AA	386	G	C5-C6-O6	-5.39	125.36	128.60
85	AA	455	G	C4-C5-C6	-5.39	115.56	118.80
85	AA	455	G	O4'-C1'-C2'	5.39	112.45	107.60
85	AA	486	G	N7-C8-N9	-5.39	110.40	113.10
85	AA	2001	C	C5'-C4'-O4'	5.39	115.57	109.10
34	BA	157	U	OP1-P-OP2	-5.39	111.51	119.60
34	BA	364	C	N3-C2-O2	-5.39	118.12	121.90
34	BA	420	A	N1-C6-N6	5.39	121.84	118.60
34	BA	518	C	O4'-C1'-N1	5.39	112.51	108.20
34	BA	1428	G	C5-C6-O6	-5.39	125.36	128.60
34	BA	1719	G	N3-C4-C5	-5.39	125.90	128.60
34	BA	1818	A	N3-C4-N9	-5.39	123.09	127.40
34	BA	1832	A	C8-N9-C1'	5.39	137.41	127.70
35	BB	781	U	C2-N3-C4	-5.39	123.77	127.00
35	BB	797	C	C5'-C4'-O4'	-5.39	102.63	109.10
35	BB	1047	C	N1-C2-O2	5.39	122.14	118.90
35	BB	1502	U	O4'-C1'-N1	5.39	112.51	108.20
36	BC	22	U	C5'-C4'-C3'	-5.39	107.37	116.00
36	BC	78	G	C6-N1-C2	-5.39	121.86	125.10
37	BD	16	U	P-O3'-C3'	-5.39	113.23	119.70
40	BG	163	G	C4-C5-N7	5.39	112.96	110.80
85	AA	355	G	C8-N9-C4	5.39	108.56	106.40
85	AA	1001	G	N3-C2-N2	5.39	123.67	119.90
85	AA	1444	U	N3-C2-O2	-5.39	118.43	122.20
85	AA	1899	A	C5'-C4'-O4'	-5.39	102.63	109.10
85	AA	1927	G	OP2-P-O3'	5.39	117.06	105.20
85	AA	2214	A	O4'-C1'-N9	5.39	112.51	108.20
34	BA	212	A	O5'-C5'-C4'	-5.39	101.46	111.70

Continued on next page...

Continued from previous page...

Mol	Chain	Res	Type	Atoms	Z	Observed(°)	Ideal(°)
34	BA	573	U	C2-N3-C4	-5.39	123.77	127.00
34	BA	795	G	N1-C6-O6	5.39	123.14	119.90
34	BA	871	G	O3'-P-O5'	-5.39	93.76	104.00
34	BA	1119	A	C4-C5-C6	-5.39	114.30	117.00
34	BA	1356	C	P-O3'-C3'	-5.39	113.23	119.70
34	BA	1666	U	N1-C1'-C2'	-5.39	106.07	112.00
34	BA	1777	U	O4'-C1'-N1	5.39	112.51	108.20
34	BA	1844	U	C2-N1-C1'	-5.39	111.23	117.70
35	BB	1360	A	C1'-O4'-C4'	-5.39	105.59	109.90
77	Br	54	ASN	CB-CA-C	5.39	121.18	110.40
85	AA	886	A	C5'-C4'-O4'	5.39	115.57	109.10
86	AB	66	U	C5'-C4'-C3'	5.39	124.62	116.00
2	A1	127	TYR	CB-CG-CD1	-5.39	117.77	121.00
34	BA	430	A	P-O3'-C3'	-5.39	113.23	119.70
34	BA	1175	G	N9-C1'-C2'	-5.39	106.07	112.00
34	BA	1470	G	C8-N9-C1'	5.39	134.01	127.00
35	BB	430	A	N9-C1'-C2'	-5.39	106.07	112.00
35	BB	1164	U	O5'-C5'-C4'	-5.39	101.46	111.70
35	BB	1415	G	O4'-C1'-N9	5.39	112.51	108.20
40	BG	64	C	C5'-C4'-C3'	-5.39	107.38	116.00
40	BG	80	G	C8-N9-C4	-5.39	104.24	106.40
41	BH	30	C	C4'-C3'-C2'	-5.39	97.21	102.60
64	Be	132	ASP	CA-CB-CG	-5.39	101.54	113.40
85	AA	96	C	N3-C2-O2	-5.39	118.13	121.90
85	AA	1091	C	P-O5'-C5'	5.39	129.52	120.90
85	AA	1499	G	C5-C6-N1	5.39	114.19	111.50
85	AA	1732	G	C6-N1-C2	-5.39	121.87	125.10
85	AA	2120	C	O4'-C1'-N1	5.39	112.51	108.20
85	AA	2200	A	N7-C8-N9	-5.39	111.11	113.80
5	A4	190	PHE	C-N-CA	5.39	135.17	121.70
34	BA	151	A	C8-N9-C4	-5.39	103.64	105.80
34	BA	251	U	N1-C1'-C2'	-5.39	106.07	112.00
34	BA	647	U	OP1-P-OP2	-5.39	111.52	119.60
35	BB	366	G	C3'-C2'-C1'	-5.39	97.19	101.50
35	BB	562	A	N1-C6-N6	-5.39	115.37	118.60
35	BB	677	U	O5'-P-OP2	-5.39	100.85	105.70
35	BB	1334	C	C5'-C4'-O4'	5.39	115.57	109.10
35	BB	1373	U	N1-C2-O2	5.39	126.57	122.80
38	BE	72	C	N3-C4-N4	5.39	121.77	118.00
38	BE	104	G	O4'-C4'-C3'	-5.39	98.61	104.00
39	BF	6	C	C3'-C2'-C1'	-5.39	97.19	101.50
40	BG	95	U	C5'-C4'-C3'	-5.39	107.38	116.00

Continued on next page...

Continued from previous page...

Mol	Chain	Res	Type	Atoms	Z	Observed(°)	Ideal(°)
47	BN	149	LYS	N-CA-C	-5.39	96.45	111.00
64	Be	196	TRP	CB-CG-CD2	-5.39	119.60	126.60
85	AA	357	C	N3-C4-C5	-5.39	119.75	121.90
85	AA	1126	G	N1-C2-N2	-5.39	111.35	116.20
24	AQ	41	ARG	CG-CD-NE	-5.39	100.49	111.80
34	BA	292	C	O5'-C5'-C4'	-5.39	101.47	111.70
34	BA	630	U	C4'-C3'-C2'	-5.39	97.21	102.60
34	BA	1201	G	O4'-C1'-N9	5.39	112.51	108.20
35	BB	278	U	O3'-P-O5'	-5.39	93.77	104.00
35	BB	506	G	C5-C6-O6	5.39	131.83	128.60
35	BB	511	A	C8-N9-C4	-5.39	103.64	105.80
35	BB	994	A	C5'-C4'-C3'	-5.39	107.38	116.00
39	BF	35	C	O4'-C1'-N1	5.39	112.51	108.20
42	BI	176	ARG	NE-CZ-NH1	5.39	122.99	120.30
48	BO	208	MET	N-CA-C	-5.39	96.46	111.00
85	AA	110	U	C2'-C3'-O3'	5.39	122.32	113.70
85	AA	216	U	C6-N1-C1'	-5.39	113.66	121.20
85	AA	724	A	O4'-C1'-N9	5.39	112.51	108.20
85	AA	1356	U	C2-N1-C1'	5.39	124.16	117.70
85	AA	1472	G	C8-N9-C1'	5.39	134.00	127.00
85	AA	1491	G	C8-N9-C4	5.39	108.56	106.40
85	AA	1668	G	N1-C6-O6	-5.39	116.67	119.90
85	AA	1975	G	N7-C8-N9	5.39	115.79	113.10
85	AA	2031	C	O4'-C1'-N1	5.39	112.51	108.20
5	A4	40	ARG	NE-CZ-NH1	5.38	122.99	120.30
20	AL	111	ARG	NE-CZ-NH1	5.38	122.99	120.30
34	BA	310	C	N1-C1'-C2'	-5.38	106.08	112.00
34	BA	653	U	C1'-O4'-C4'	-5.38	105.59	109.90
34	BA	679	U	C4'-C3'-C2'	5.38	107.98	102.60
34	BA	758	G	C5'-C4'-C3'	-5.38	107.39	116.00
34	BA	809	U	O3'-P-O5'	-5.38	93.77	104.00
34	BA	917	C	C3'-C2'-C1'	-5.38	97.19	101.50
34	BA	1176	C	C4'-C3'-O3'	-5.38	98.09	109.40
34	BA	1269	C	P-O5'-C5'	-5.38	112.28	120.90
34	BA	1299	G	C5'-C4'-C3'	5.38	124.62	116.00
34	BA	1665	G	C5-C6-N1	5.38	114.19	111.50
34	BA	1691	G	O4'-C1'-N9	5.38	112.51	108.20
35	BB	423	G	C4-N9-C1'	-5.38	119.50	126.50
35	BB	657	A	O5'-C5'-C4'	-5.38	101.47	111.70
35	BB	1172	U	C4'-C3'-C2'	5.38	107.98	102.60
36	BC	129	C	C5-C6-N1	5.38	123.69	121.00
40	BG	28	A	N7-C8-N9	-5.38	111.11	113.80

Continued on next page...

Continued from previous page...

Mol	Chain	Res	Type	Atoms	Z	Observed(°)	Ideal(°)
40	BG	81	G	O5'-C5'-C4'	-5.38	101.47	111.70
68	Bi	50	GLN	N-CA-C	5.38	125.54	111.00
85	AA	159	G	N3-C2-N2	-5.38	116.13	119.90
85	AA	283	A	C4'-C3'-C2'	-5.38	97.22	102.60
85	AA	313	A	P-O5'-C5'	-5.38	112.28	120.90
85	AA	355	G	C1'-O4'-C4'	-5.38	105.59	109.90
85	AA	480	U	C6-N1-C1'	5.38	128.74	121.20
85	AA	769	C	O5'-C5'-C4'	-5.38	101.47	111.70
85	AA	882	C	P-O3'-C3'	5.38	126.16	119.70
85	AA	1897	A	P-O3'-C3'	5.38	126.16	119.70
85	AA	2125	A	C4'-C3'-O3'	-5.38	98.09	109.40
19	AK	144	PHE	CA-CB-CG	5.38	126.82	113.90
34	BA	664	C	C2-N1-C1'	-5.38	112.88	118.80
34	BA	1651	C	C2'-C3'-O3'	5.38	122.31	113.70
34	BA	1806	A	C4'-C3'-C2'	-5.38	97.22	102.60
40	BG	111	C	O4'-C1'-N1	5.38	112.51	108.20
40	BG	153	C	C6-N1-C1'	5.38	127.26	120.80
56	BW	26	ASN	CA-CB-CG	-5.38	101.56	113.40
85	AA	781	G	O4'-C1'-N9	5.38	112.51	108.20
85	AA	835	C	C6-N1-C1'	5.38	127.26	120.80
85	AA	1532	G	C5-C6-O6	-5.38	125.37	128.60
15	AG	69	ARG	CG-CD-NE	-5.38	100.50	111.80
33	AZ	41	GLY	N-CA-C	-5.38	99.64	113.10
34	BA	372	U	C2-N3-C4	-5.38	123.77	127.00
34	BA	575	U	O4'-C4'-C3'	-5.38	98.62	104.00
34	BA	734	G	C6-N1-C2	-5.38	121.87	125.10
34	BA	1048	C	O4'-C1'-N1	5.38	112.50	108.20
34	BA	1642	A	P-O3'-C3'	-5.38	113.24	119.70
34	BA	1808	A	N9-C4-C5	5.38	107.95	105.80
35	BB	445	G	P-O3'-C3'	-5.38	113.24	119.70
35	BB	600	C	C5-C4-N4	5.38	123.97	120.20
35	BB	671	A	C3'-C2'-C1'	5.38	105.81	101.50
35	BB	737	C	C6-N1-C2	-5.38	118.15	120.30
40	BG	86	U	O4'-C4'-C3'	-5.38	98.62	104.00
77	Br	99	ARG	N-CA-CB	5.38	120.29	110.60
85	AA	258	G	P-O3'-C3'	-5.38	113.24	119.70
85	AA	300	C	C2'-C3'-O3'	5.38	122.31	113.70
85	AA	409	C	N3-C2-O2	-5.38	118.13	121.90
85	AA	526	G	C8-N9-C4	-5.38	104.25	106.40
85	AA	1523	G	O3'-P-O5'	5.38	114.23	104.00
85	AA	1703	A	P-O3'-C3'	5.38	126.16	119.70
85	AA	2027	U	N3-C2-O2	-5.38	118.43	122.20

Continued on next page...

Continued from previous page...

Mol	Chain	Res	Type	Atoms	Z	Observed(°)	Ideal(°)
34	BA	370	U	N3-C2-O2	-5.38	118.43	122.20
34	BA	1461	A	C1'-O4'-C4'	-5.38	105.60	109.90
35	BB	1293	C	C5'-C4'-C3'	-5.38	107.39	116.00
41	BH	74	G	N3-C2-N2	5.38	123.67	119.90
6	A5	72	SER	N-CA-C	-5.38	96.48	111.00
13	AE	105	ASN	CA-CB-CG	-5.38	101.57	113.40
34	BA	149	G	P-O3'-C3'	-5.38	113.25	119.70
34	BA	254	U	N1-C1'-C2'	-5.38	106.08	112.00
34	BA	432	A	C2-N3-C4	-5.38	107.91	110.60
34	BA	1540	C	P-O5'-C5'	-5.38	112.30	120.90
34	BA	1600	G	C6-C5-N7	5.38	133.63	130.40
34	BA	1627	U	C4'-C3'-C2'	5.38	107.98	102.60
35	BB	42	A	P-O3'-C3'	-5.38	113.25	119.70
35	BB	144	G	C5-C6-O6	-5.38	125.37	128.60
35	BB	545	C	C1'-O4'-C4'	5.38	114.20	109.90
35	BB	1045	G	C4-N9-C1'	-5.38	119.51	126.50
35	BB	1187	G	C3'-C2'-C1'	-5.38	97.20	101.50
35	BB	1357	C	O4'-C1'-N1	5.38	112.50	108.20
35	BB	1456	G	N1-C6-O6	5.38	123.13	119.90
36	BC	18	G	C8-N9-C1'	5.38	133.99	127.00
38	BE	48	G	O5'-C5'-C4'	-5.38	101.48	111.70
39	BF	45	G	C3'-C2'-C1'	-5.38	97.20	101.50
40	BG	38	A	N7-C8-N9	-5.38	111.11	113.80
40	BG	52	A	C3'-C2'-C1'	-5.38	97.20	101.50
40	BG	88	G	N3-C4-C5	-5.38	125.91	128.60
41	BH	59	G	C8-N9-C4	-5.38	104.25	106.40
42	BI	105	LEU	N-CA-C	5.38	125.52	111.00
56	BW	17	LEU	C-N-CA	5.38	135.14	121.70
67	Bh	29	ALA	N-CA-C	-5.38	96.48	111.00
85	AA	329	G	C5'-C4'-O4'	5.38	115.56	109.10
85	AA	470	C	O4'-C1'-N1	5.38	112.50	108.20
85	AA	787	U	O4'-C4'-C3'	5.38	110.40	106.10
85	AA	904	U	P-O3'-C3'	-5.38	113.25	119.70
85	AA	1464	G	C4-N9-C1'	-5.38	119.51	126.50
14	AF	116	ARG	CG-CD-NE	-5.38	100.51	111.80
34	BA	351	A	O4'-C1'-N9	5.38	112.50	108.20
34	BA	386	A	O5'-C5'-C4'	5.38	121.92	111.70
34	BA	429	G	C5'-C4'-C3'	-5.38	107.40	116.00
34	BA	805	A	OP1-P-O3'	5.38	117.03	105.20
34	BA	999	G	C3'-C2'-C1'	-5.38	97.20	101.50
34	BA	1325	G	C1'-O4'-C4'	-5.38	105.60	109.90
34	BA	1496	G	C5-C6-N1	5.38	114.19	111.50

Continued on next page...

Continued from previous page...

Mol	Chain	Res	Type	Atoms	Z	Observed(°)	Ideal(°)
34	BA	1509	U	O3'-P-O5'	5.38	114.22	104.00
35	BB	14	C	C1'-O4'-C4'	-5.38	105.60	109.90
35	BB	141	G	O4'-C1'-N9	5.38	112.50	108.20
35	BB	835	C	C2-N3-C4	-5.38	117.21	119.90
35	BB	857	G	P-O3'-C3'	-5.38	113.25	119.70
37	BD	31	U	C3'-C2'-C1'	-5.38	97.20	101.50
41	BH	13	C	P-O5'-C5'	-5.38	112.30	120.90
42	BI	27	LYS	N-CA-CB	-5.38	100.92	110.60
78	Bs	20	CYS	CB-CA-C	-5.38	99.65	110.40
85	AA	490	A	C5'-C4'-O4'	5.38	115.55	109.10
85	AA	660	G	N3-C2-N2	5.38	123.66	119.90
85	AA	800	A	N9-C4-C5	5.38	107.95	105.80
85	AA	859	G	P-O3'-C3'	-5.38	113.25	119.70
85	AA	1197	U	C5-C4-O4	5.38	129.13	125.90
85	AA	1557	U	C6-N1-C2	-5.38	117.77	121.00
85	AA	2093	U	C4'-C3'-C2'	-5.38	97.22	102.60
85	AA	2199	G	O4'-C4'-C3'	-5.38	98.62	104.00
86	AB	69	G	C5-C6-O6	-5.38	125.37	128.60
35	BB	382	U	C4'-C3'-C2'	-5.38	97.22	102.60
35	BB	1144	A	P-O3'-C3'	-5.38	113.25	119.70
40	BG	87	G	C1'-O4'-C4'	-5.38	105.60	109.90
41	BH	85	C	C2'-C3'-O3'	5.38	122.30	113.70
61	Bb	45	PHE	CA-CB-CG	-5.38	101.00	113.90
85	AA	1483	A	C5-C6-N1	5.38	120.39	117.70
7	A6	158	ALA	N-CA-C	-5.37	96.49	111.00
34	BA	135	G	O4'-C4'-C3'	-5.37	98.63	104.00
34	BA	486	G	N1-C6-O6	5.37	123.12	119.90
34	BA	487	A	OP2-P-O3'	5.37	117.02	105.20
34	BA	575	U	N1-C2-O2	5.37	126.56	122.80
34	BA	1173	C	O4'-C1'-N1	5.37	112.50	108.20
34	BA	1177	C	C2-N3-C4	5.37	122.59	119.90
34	BA	1228	G	C5-C6-O6	-5.37	125.38	128.60
34	BA	1707	C	O4'-C1'-C2'	5.37	112.44	107.60
34	BA	1784	G	O4'-C1'-N9	5.37	112.50	108.20
35	BB	528	G	N9-C1'-C2'	-5.37	106.09	112.00
35	BB	684	U	O4'-C1'-N1	5.37	112.50	108.20
35	BB	852	G	N1-C2-N2	-5.37	111.36	116.20
35	BB	977	G	C2-N3-C4	-5.37	109.21	111.90
35	BB	1051	U	N1-C2-O2	5.37	126.56	122.80
38	BE	183	C	C5-C6-N1	5.37	123.69	121.00
39	BF	56	C	N3-C4-N4	5.37	121.76	118.00
41	BH	13	C	C5-C4-N4	-5.37	116.44	120.20

Continued on next page...

Continued from previous page...

Mol	Chain	Res	Type	Atoms	Z	Observed(°)	Ideal(°)
85	AA	94	C	C5'-C4'-C3'	-5.37	107.40	116.00
85	AA	251	A	C8-N9-C1'	-5.37	118.03	127.70
85	AA	327	G	N3-C4-N9	5.37	129.22	126.00
85	AA	1450	U	C2-N3-C4	-5.37	123.78	127.00
85	AA	1456	A	O4'-C4'-C3'	-5.37	98.63	104.00
85	AA	1845	G	N9-C1'-C2'	-5.37	106.09	112.00
85	AA	1953	G	C5-C6-O6	-5.37	125.38	128.60
85	AA	1979	A	P-O3'-C3'	5.37	126.15	119.70
34	BA	306	G	N3-C2-N2	5.37	123.66	119.90
34	BA	500	C	N3-C2-O2	-5.37	118.14	121.90
34	BA	517	A	N9-C4-C5	-5.37	103.65	105.80
34	BA	776	U	C2-N1-C1'	-5.37	111.25	117.70
34	BA	961	C	C5'-C4'-O4'	5.37	115.55	109.10
34	BA	1019	C	C5'-C4'-O4'	5.37	115.55	109.10
34	BA	1184	A	N9-C4-C5	5.37	107.95	105.80
34	BA	1278	A	C3'-C2'-C1'	-5.37	97.20	101.50
34	BA	1566	G	C5-C6-N1	5.37	114.19	111.50
34	BA	1739	G	C8-N9-C4	-5.37	104.25	106.40
35	BB	65	A	C5-C6-N1	5.37	120.39	117.70
35	BB	495	A	C5'-C4'-O4'	5.37	115.55	109.10
35	BB	978	C	C3'-C2'-C1'	-5.37	97.20	101.50
35	BB	1405	G	P-O3'-C3'	-5.37	113.25	119.70
35	BB	1464	G	N9-C1'-C2'	5.37	120.98	114.00
35	BB	1512	C	N3-C2-O2	-5.37	118.14	121.90
38	BE	32	U	C4-C5-C6	-5.37	116.48	119.70
38	BE	118	C	C3'-C2'-C1'	-5.37	97.20	101.50
85	AA	421	G	C5-C6-O6	5.37	131.82	128.60
85	AA	589	A	O5'-C5'-C4'	5.37	121.91	111.70
85	AA	731	U	O5'-C5'-C4'	-5.37	101.50	111.70
85	AA	1274	A	N1-C6-N6	-5.37	115.38	118.60
85	AA	1465	C	C3'-C2'-C1'	-5.37	97.20	101.50
85	AA	1799	C	C4'-C3'-C2'	-5.37	97.23	102.60
85	AA	2083	G	C6-N1-C2	-5.37	121.88	125.10
85	AA	2193	A	N1-C6-N6	5.37	121.82	118.60
85	AA	2204	A	C4-N9-C1'	-5.37	116.63	126.30
34	BA	223	U	N3-C4-C5	5.37	117.82	114.60
35	BB	527	U	C5-C6-N1	5.37	125.39	122.70
35	BB	583	G	P-O3'-C3'	-5.37	113.26	119.70
35	BB	677	U	P-O5'-C5'	-5.37	112.31	120.90
65	Bf	320	VAL	N-CA-C	-5.37	96.50	111.00
65	Bf	346	SER	CA-C-O	-5.37	108.82	120.10
74	Bo	50	LYS	N-CA-C	-5.37	96.50	111.00

Continued on next page...

Continued from previous page...

Mol	Chain	Res	Type	Atoms	Z	Observed(°)	Ideal(°)
85	AA	488	G	O3'-P-O5'	5.37	114.20	104.00
85	AA	1846	G	N3-C2-N2	5.37	123.66	119.90
85	AA	1880	C	P-O3'-C3'	5.37	126.14	119.70
16	AH	59	ARG	NE-CZ-NH2	-5.37	117.62	120.30
34	BA	464	U	P-O3'-C3'	-5.37	113.26	119.70
34	BA	1084	A	C8-N9-C4	-5.37	103.65	105.80
34	BA	1240	G	C4-N9-C1'	5.37	133.48	126.50
35	BB	413	A	P-O5'-C5'	-5.37	112.31	120.90
35	BB	850	U	O5'-C5'-C4'	5.37	121.90	111.70
35	BB	1113	C	C5-C4-N4	5.37	123.96	120.20
35	BB	1205	A	C8-N9-C4	5.37	107.95	105.80
35	BB	1230	A	C3'-C2'-C1'	-5.37	97.20	101.50
35	BB	1505	U	N1-C1'-C2'	-5.37	106.09	112.00
36	BC	104	A	P-O5'-C5'	-5.37	112.31	120.90
38	BE	1	U	N1-C2-N3	5.37	118.12	114.90
40	BG	4	A	O3'-P-O5'	-5.37	93.80	104.00
40	BG	16	G	C4-N9-C1'	-5.37	119.52	126.50
40	BG	17	A	C5-C6-N6	-5.37	119.41	123.70
47	BN	112	GLU	N-CA-CB	-5.37	100.94	110.60
47	BN	120	ARG	CB-CA-C	-5.37	99.66	110.40
85	AA	369	A	N7-C8-N9	-5.37	111.11	113.80
85	AA	1164	A	C3'-C2'-C1'	-5.37	97.20	101.50
85	AA	2108	C	N1-C1'-C2'	-5.37	106.09	112.00
34	BA	380	A	C5'-C4'-O4'	5.37	115.54	109.10
34	BA	771	A	N9-C1'-C2'	5.37	120.98	114.00
34	BA	1137	U	C3'-C2'-C1'	-5.37	97.21	101.50
34	BA	1181	G	O3'-P-O5'	5.37	114.20	104.00
34	BA	1744	C	C6-N1-C1'	5.37	127.24	120.80
35	BB	993	A	OP2-P-O3'	5.37	117.01	105.20
35	BB	1155	U	N1-C1'-C2'	-5.37	106.10	112.00
35	BB	1419	G	N1-C6-O6	5.37	123.12	119.90
85	AA	642	G	P-O3'-C3'	-5.37	113.26	119.70
85	AA	2059	A	C3'-C2'-C1'	-5.37	97.21	101.50
85	AA	2235	C	N1-C2-N3	5.37	122.96	119.20
1	A0	153	SER	C-N-CA	5.37	135.11	121.70
34	BA	38	G	N1-C2-N2	-5.37	111.37	116.20
34	BA	406	G	C4-N9-C1'	-5.37	119.52	126.50
34	BA	619	U	OP2-P-O3'	5.37	117.00	105.20
34	BA	1213	A	C1'-O4'-C4'	-5.37	105.61	109.90
34	BA	1320	A	C6-N1-C2	-5.37	115.38	118.60
34	BA	1369	C	C5-C4-N4	-5.37	116.44	120.20
35	BB	606	C	C4'-C3'-C2'	5.37	107.97	102.60

Continued on next page...

Continued from previous page...

Mol	Chain	Res	Type	Atoms	Z	Observed(°)	Ideal(°)
35	BB	805	G	N1-C6-O6	5.37	123.12	119.90
35	BB	1448	U	C1'-O4'-C4'	-5.37	105.61	109.90
36	BC	153	C	C6-N1-C1'	-5.37	114.36	120.80
37	BD	19	C	C5-C6-N1	5.37	123.68	121.00
37	BD	53	U	C2-N3-C4	-5.37	123.78	127.00
41	BH	14	C	P-O3'-C3'	5.37	126.14	119.70
41	BH	43	G	C5'-C4'-O4'	-5.37	102.66	109.10
80	Bu	126	ASP	CA-CB-CG	-5.37	101.59	113.40
85	AA	98	U	P-O5'-C5'	5.37	129.48	120.90
85	AA	161	A	C1'-O4'-C4'	-5.37	105.61	109.90
85	AA	415	G	O3'-P-O5'	5.37	114.19	104.00
85	AA	472	A	C3'-C2'-C1'	-5.37	97.21	101.50
85	AA	863	C	P-O3'-C3'	-5.37	113.26	119.70
85	AA	2101	C	O4'-C1'-N1	5.37	112.49	108.20
85	AA	2149	C	C3'-C2'-C1'	-5.37	97.21	101.50
85	AA	2203	C	O4'-C1'-C2'	5.37	112.43	107.60
86	AB	59	U	C6-N1-C1'	-5.37	113.69	121.20
5	A4	122	THR	N-CA-CB	5.36	120.49	110.30
34	BA	232	U	C2-N3-C4	-5.36	123.78	127.00
34	BA	403	A	O4'-C1'-C2'	-5.36	100.44	105.80
34	BA	734	G	C4-N9-C1'	-5.36	119.53	126.50
34	BA	799	A	N7-C8-N9	5.36	116.48	113.80
34	BA	941	G	O3'-P-O5'	-5.36	93.81	104.00
35	BB	463	C	C5'-C4'-C3'	-5.36	107.42	116.00
35	BB	561	C	C5'-C4'-O4'	5.36	115.54	109.10
35	BB	1108	G	N1-C2-N2	-5.36	111.37	116.20
35	BB	1365	G	C4'-C3'-C2'	-5.36	97.24	102.60
35	BB	1521	G	C5'-C4'-C3'	-5.36	107.42	116.00
35	BB	1539	C	C5'-C4'-C3'	5.36	124.58	116.00
38	BE	206	G	C5-C6-O6	-5.36	125.38	128.60
40	BG	12	A	C8-N9-C4	-5.36	103.65	105.80
41	BH	43	G	C6-N1-C2	-5.36	121.88	125.10
72	Bm	97	LYS	N-CA-CB	-5.36	100.95	110.60
85	AA	638	G	C5-C6-O6	-5.36	125.38	128.60
85	AA	745	C	N3-C2-O2	-5.36	118.15	121.90
85	AA	1142	G	C4-N9-C1'	-5.36	119.53	126.50
85	AA	1286	C	N3-C2-O2	-5.36	118.15	121.90
85	AA	1389	G	O4'-C1'-N9	5.36	112.49	108.20
86	AB	34	G	C5-C6-O6	-5.36	125.38	128.60
34	BA	95	C	C2-N1-C1'	-5.36	112.90	118.80
34	BA	1357	C	C6-N1-C2	-5.36	118.16	120.30
35	BB	403	U	C6-N1-C2	-5.36	117.78	121.00

Continued on next page...

Continued from previous page...

Mol	Chain	Res	Type	Atoms	Z	Observed(°)	Ideal(°)
35	BB	493	U	C2-N3-C4	-5.36	123.78	127.00
35	BB	1110	G	C8-N9-C4	-5.36	104.25	106.40
35	BB	1416	A	O3'-P-O5'	5.36	114.19	104.00
36	BC	138	C	N3-C2-O2	-5.36	118.15	121.90
40	BG	77	U	C4'-C3'-C2'	-5.36	97.24	102.60
41	BH	32	U	P-O3'-C3'	-5.36	113.27	119.70
65	Bf	425	HIS	CA-CB-CG	-5.36	104.48	113.60
85	AA	149	A	C4-N9-C1'	-5.36	116.65	126.30
85	AA	450	A	N9-C1'-C2'	-5.36	106.10	112.00
85	AA	685	U	C5'-C4'-O4'	5.36	115.53	109.10
34	BA	260	A	O3'-P-O5'	5.36	114.18	104.00
34	BA	341	U	C5-C6-N1	-5.36	120.02	122.70
34	BA	875	G	C4-C5-C6	-5.36	115.58	118.80
34	BA	1309	U	C4'-C3'-C2'	-5.36	97.24	102.60
34	BA	1414	C	O4'-C1'-N1	5.36	112.49	108.20
35	BB	47	C	N3-C4-N4	-5.36	114.25	118.00
35	BB	416	U	C4-C5-C6	-5.36	116.48	119.70
35	BB	904	C	O4'-C1'-N1	5.36	112.49	108.20
35	BB	1251	G	C1'-O4'-C4'	-5.36	105.61	109.90
37	BD	68	C	C5'-C4'-C3'	-5.36	107.42	116.00
38	BE	186	C	C6-N1-C1'	-5.36	114.37	120.80
50	BQ	72	THR	N-CA-C	5.36	125.47	111.00
82	Bw	251	ARG	CD-NE-CZ	-5.36	116.09	123.60
85	AA	239	G	C4-N9-C1'	5.36	133.47	126.50
85	AA	296	A	P-O3'-C3'	-5.36	113.27	119.70
85	AA	764	U	C5-C6-N1	-5.36	120.02	122.70
85	AA	1540	A	C4'-C3'-C2'	-5.36	97.24	102.60
85	AA	1582	U	C2-N3-C4	-5.36	123.78	127.00
85	AA	1654	G	O4'-C1'-N9	5.36	112.49	108.20
86	AB	49	C	C6-N1-C2	-5.36	118.16	120.30
4	A3	102	GLY	C-N-CA	5.36	135.10	121.70
29	AV	5	ARG	NE-CZ-NH2	-5.36	117.62	120.30
34	BA	1644	A	O5'-P-OP1	-5.36	100.88	105.70
34	BA	1830	A	P-O5'-C5'	-5.36	112.33	120.90
35	BB	873	C	C1'-O4'-C4'	-5.36	105.61	109.90
35	BB	874	G	P-O3'-C3'	-5.36	113.27	119.70
38	BE	127	G	C5'-C4'-O4'	-5.36	102.67	109.10
40	BG	82	U	P-O3'-C3'	-5.36	113.27	119.70
85	AA	400	G	C5-N7-C8	-5.36	101.62	104.30
85	AA	737	G	O4'-C1'-N9	5.36	112.49	108.20
85	AA	820	G	O5'-P-OP2	5.36	117.13	110.70
85	AA	1440	C	OP1-P-O3'	5.36	116.99	105.20

Continued on next page...

Continued from previous page...

Mol	Chain	Res	Type	Atoms	Z	Observed(°)	Ideal(°)
85	AA	1801	U	O4'-C1'-N1	5.36	112.49	108.20
34	BA	78	U	P-O5'-C5'	-5.36	112.33	120.90
34	BA	440	A	C5-C6-N6	5.36	127.99	123.70
34	BA	458	G	O5'-C5'-C4'	-5.36	101.52	111.70
34	BA	571	G	N9-C1'-C2'	5.36	120.96	114.00
34	BA	753	G	P-O3'-C3'	-5.36	113.27	119.70
34	BA	859	G	C6-N1-C2	-5.36	121.89	125.10
34	BA	1067	G	N7-C8-N9	-5.36	110.42	113.10
34	BA	1092	U	P-O5'-C5'	-5.36	112.33	120.90
34	BA	1177	C	O4'-C1'-C2'	5.36	112.42	107.60
34	BA	1277	G	O4'-C1'-N9	5.36	112.49	108.20
34	BA	1321	A	C4'-C3'-C2'	-5.36	97.24	102.60
35	BB	72	G	O4'-C1'-C2'	5.36	112.42	107.60
35	BB	474	G	N1-C6-O6	5.36	123.11	119.90
35	BB	561	C	C5'-C4'-C3'	5.36	124.57	116.00
35	BB	734	A	C4-N9-C1'	-5.36	116.66	126.30
35	BB	787	A	P-O3'-C3'	-5.36	113.27	119.70
35	BB	1185	G	P-O3'-C3'	-5.36	113.27	119.70
35	BB	1210	U	C5-C4-O4	-5.36	122.69	125.90
38	BE	24	G	N1-C6-O6	5.36	123.11	119.90
38	BE	127	G	N1-C2-N3	-5.36	120.69	123.90
39	BF	10	A	C6-C5-N7	-5.36	128.55	132.30
39	BF	13	U	O5'-C5'-C4'	-5.36	101.52	111.70
40	BG	128	U	N1-C2-O2	5.36	126.55	122.80
41	BH	130	G	C1'-O4'-C4'	-5.36	105.61	109.90
50	BQ	173	HIS	CA-CB-CG	-5.36	104.49	113.60
58	BY	37	ARG	CB-CG-CD	5.36	125.53	111.60
85	AA	30	G	C8-N9-C1'	5.36	133.96	127.00
85	AA	464	A	N1-C6-N6	5.36	121.81	118.60
85	AA	902	A	C8-N9-C1'	5.36	137.34	127.70
85	AA	1192	C	O4'-C1'-N1	5.36	112.49	108.20
85	AA	1997	G	P-O5'-C5'	5.36	129.47	120.90
85	AA	2096	G	N1-C6-O6	5.36	123.11	119.90
4	A3	219	ARG	NE-CZ-NH1	5.36	122.98	120.30
4	A3	222	ALA	N-CA-C	5.36	125.46	111.00
34	BA	455	A	C1'-O4'-C4'	-5.36	105.61	109.90
34	BA	1300	G	C2'-C3'-O3'	5.36	122.27	113.70
34	BA	1311	G	O4'-C1'-C2'	5.36	112.42	107.60
34	BA	1632	G	C3'-C2'-C1'	5.36	105.78	101.50
35	BB	312	U	O4'-C1'-N1	5.36	112.48	108.20
35	BB	463	C	C3'-C2'-C1'	-5.36	97.22	101.50
35	BB	813	C	C6-N1-C2	-5.36	118.16	120.30

Continued on next page...

Continued from previous page...

Mol	Chain	Res	Type	Atoms	Z	Observed(°)	Ideal(°)
35	BB	998	G	C6-N1-C2	-5.36	121.89	125.10
35	BB	1055	G	OP2-P-O3'	5.36	116.98	105.20
38	BE	117	A	C4'-C3'-C2'	-5.36	97.25	102.60
48	BO	166	TRP	CA-C-N	-5.36	105.42	117.20
77	Br	176	ILE	CB-CA-C	-5.36	100.89	111.60
77	Br	196	ARG	NE-CZ-NH1	-5.36	117.62	120.30
85	AA	207	G	N1-C6-O6	5.36	123.11	119.90
85	AA	368	C	P-O5'-C5'	-5.36	112.33	120.90
85	AA	413	G	N1-C6-O6	-5.36	116.69	119.90
85	AA	674	U	O5'-P-OP1	-5.36	100.88	105.70
85	AA	880	A	C1'-O4'-C4'	-5.36	105.62	109.90
1	A0	144	PHE	CB-CA-C	-5.35	99.69	110.40
34	BA	5	C	C1'-O4'-C4'	-5.35	105.62	109.90
34	BA	1033	G	O4'-C1'-N9	5.35	112.48	108.20
34	BA	1537	G	C2'-C3'-O3'	5.35	122.27	113.70
34	BA	1831	A	N9-C1'-C2'	5.35	120.96	114.00
35	BB	611	U	C6-N1-C1'	5.35	128.69	121.20
36	BC	134	G	N7-C8-N9	5.35	115.78	113.10
42	BI	49	HIS	N-CA-CB	-5.35	100.96	110.60
85	AA	20	G	O4'-C1'-N9	5.35	112.48	108.20
85	AA	63	G	O4'-C1'-N9	-5.35	103.92	108.20
85	AA	771	A	N9-C4-C5	5.35	107.94	105.80
85	AA	1437	G	O4'-C1'-C2'	5.35	112.42	107.60
85	AA	1806	C	O4'-C1'-N1	5.35	112.48	108.20
34	BA	1463	U	N3-C2-O2	-5.35	118.45	122.20
34	BA	1835	A	P-O3'-C3'	-5.35	113.28	119.70
35	BB	148	C	O4'-C1'-N1	5.35	112.48	108.20
35	BB	769	C	P-O5'-C5'	5.35	129.47	120.90
35	BB	772	U	C6-N1-C2	-5.35	117.79	121.00
35	BB	1144	A	C5'-C4'-O4'	5.35	115.52	109.10
35	BB	1476	C	C5'-C4'-C3'	5.35	124.56	116.00
38	BE	7	U	C5'-C4'-O4'	5.35	115.52	109.10
38	BE	197	A	N1-C6-N6	-5.35	115.39	118.60
45	BL	104	SER	N-CA-CB	5.35	118.53	110.50
70	Bk	79	LEU	C-N-CA	5.35	135.08	121.70
77	Br	246	ARG	CG-CD-NE	-5.35	100.56	111.80
85	AA	68	A	C5'-C4'-O4'	5.35	115.52	109.10
85	AA	177	A	P-O3'-C3'	-5.35	113.28	119.70
85	AA	452	A	C4-N9-C1'	-5.35	116.67	126.30
85	AA	708	G	N3-C4-N9	-5.35	122.79	126.00
85	AA	935	A	C1'-O4'-C4'	-5.35	105.62	109.90
85	AA	976	G	N1-C6-O6	-5.35	116.69	119.90

Continued on next page...

Continued from previous page...

Mol	Chain	Res	Type	Atoms	Z	Observed(°)	Ideal(°)
85	AA	1482	C	O4'-C1'-N1	5.35	112.48	108.20
85	AA	1633	A	C5-C6-N6	-5.35	119.42	123.70
85	AA	1755	U	C4'-C3'-C2'	5.35	107.95	102.60
85	AA	1919	G	C5'-C4'-O4'	5.35	115.52	109.10
85	AA	2018	U	N1-C2-N3	5.35	118.11	114.90
3	A2	42	TRP	C-N-CA	5.35	135.08	121.70
6	A5	36	THR	CB-CA-C	-5.35	97.15	111.60
34	BA	20	A	N1-C6-N6	5.35	121.81	118.60
34	BA	62	A	O4'-C1'-N9	5.35	112.48	108.20
34	BA	399	G	P-O3'-C3'	-5.35	113.28	119.70
34	BA	616	G	C4'-C3'-C2'	-5.35	97.25	102.60
34	BA	1542	A	C4'-C3'-C2'	5.35	107.95	102.60
34	BA	1668	C	O4'-C1'-C2'	5.35	112.42	107.60
35	BB	452	A	C5-C6-N1	5.35	120.38	117.70
35	BB	777	C	P-O5'-C5'	5.35	129.46	120.90
35	BB	1062	G	C3'-C2'-C1'	5.35	105.78	101.50
38	BE	74	U	C5-C4-O4	-5.35	122.69	125.90
38	BE	91	G	C5-C6-N1	5.35	114.18	111.50
41	BH	73	A	P-O3'-C3'	5.35	126.12	119.70
85	AA	337	C	OP2-P-O3'	5.35	116.97	105.20
85	AA	1059	C	O4'-C1'-N1	5.35	112.48	108.20
85	AA	1564	U	C2-N1-C1'	-5.35	111.28	117.70
24	AQ	112	THR	N-CA-CB	5.35	120.47	110.30
34	BA	34	U	O4'-C1'-N1	5.35	112.48	108.20
34	BA	460	G	N3-C2-N2	5.35	123.64	119.90
34	BA	685	C	OP1-P-O3'	5.35	116.97	105.20
34	BA	741	A	N7-C8-N9	-5.35	111.13	113.80
34	BA	849	G	N9-C4-C5	-5.35	103.26	105.40
34	BA	919	A	O4'-C1'-N9	5.35	112.48	108.20
35	BB	600	C	N1-C2-N3	-5.35	115.46	119.20
35	BB	977	G	N3-C4-C5	-5.35	125.92	128.60
35	BB	1476	C	C6-N1-C1'	5.35	127.22	120.80
44	BK	209	TYR	CB-CG-CD1	-5.35	117.79	121.00
62	Bc	111	ARG	NH1-CZ-NH2	-5.35	113.52	119.40
65	Bf	223	ARG	NE-CZ-NH1	5.35	122.97	120.30
85	AA	97	A	N1-C6-N6	5.35	121.81	118.60
85	AA	164	G	OP1-P-OP2	-5.35	111.58	119.60
85	AA	1085	U	C2-N1-C1'	-5.35	111.28	117.70
85	AA	1660	U	C5-C6-N1	-5.35	120.03	122.70
85	AA	2016	A	O4'-C1'-C2'	5.35	112.42	107.60
85	AA	2047	U	N1-C2-N3	5.35	118.11	114.90
86	AB	21	A	C4-N9-C1'	-5.35	116.67	126.30

Continued on next page...

Continued from previous page...

Mol	Chain	Res	Type	Atoms	Z	Observed(°)	Ideal(°)
25	AR	83	VAL	CA-CB-CG2	-5.35	102.88	110.90
34	BA	6	C	C5'-C4'-O4'	5.35	115.52	109.10
34	BA	56	G	C4-N9-C1'	-5.35	119.55	126.50
34	BA	222	C	C3'-C2'-C1'	-5.35	97.22	101.50
34	BA	276	C	P-O3'-C3'	-5.35	113.28	119.70
34	BA	1262	A	C1'-O4'-C4'	-5.35	105.62	109.90
34	BA	1479	G	P-O5'-C5'	5.35	129.46	120.90
35	BB	329	U	C6-N1-C1'	-5.35	113.71	121.20
35	BB	793	A	C3'-C2'-C1'	-5.35	97.22	101.50
35	BB	1327	U	C5-C6-N1	-5.35	120.03	122.70
38	BE	35	A	C5'-C4'-C3'	-5.35	107.44	116.00
41	BH	32	U	P-O5'-C5'	-5.35	112.34	120.90
50	BQ	167	TRP	CB-CG-CD2	-5.35	119.65	126.60
52	BS	126	LEU	C-N-CA	-5.35	111.07	122.30
85	AA	36	U	C5-C6-N1	-5.35	120.03	122.70
85	AA	123	A	OP1-P-O3'	5.35	116.96	105.20
85	AA	927	A	N3-C4-N9	5.35	131.68	127.40
85	AA	1052	C	P-O3'-C3'	5.35	126.12	119.70
85	AA	1596	A	C1'-O4'-C4'	-5.35	105.62	109.90
85	AA	1978	G	N3-C4-C5	5.35	131.27	128.60
85	AA	2078	A	C4-C5-C6	-5.35	114.33	117.00
15	AG	104	ARG	CB-CA-C	-5.35	99.71	110.40
19	AK	104	ASN	CA-CB-CG	-5.35	101.64	113.40
34	BA	296	G	OP2-P-O3'	5.35	116.96	105.20
34	BA	567	U	P-O3'-C3'	-5.35	113.28	119.70
34	BA	704	G	C4-N9-C1'	-5.35	119.55	126.50
34	BA	1249	G	N1-C6-O6	-5.35	116.69	119.90
34	BA	1475	G	C5-C6-O6	-5.35	125.39	128.60
34	BA	1641	G	O5'-C5'-C4'	-5.35	101.54	111.70
35	BB	1511	U	C6-N1-C2	-5.35	117.79	121.00
38	BE	31	A	C5-N7-C8	-5.35	101.23	103.90
39	BF	1	C	C1'-O4'-C4'	-5.35	105.62	109.90
69	Bj	94	ARG	NE-CZ-NH2	-5.35	117.63	120.30
85	AA	488	G	N3-C4-C5	-5.35	125.93	128.60
85	AA	997	U	N3-C4-C5	-5.35	111.39	114.60
85	AA	1033	C	P-O5'-C5'	5.35	129.45	120.90
85	AA	1105	G	N7-C8-N9	5.35	115.77	113.10
85	AA	1678	U	P-O3'-C3'	-5.35	113.28	119.70
85	AA	1810	C	N3-C2-O2	-5.35	118.16	121.90
34	BA	694	G	C4-N9-C1'	5.34	133.45	126.50
34	BA	1078	U	C3'-C2'-C1'	-5.34	97.22	101.50
34	BA	1409	A	C8-N9-C1'	5.34	137.32	127.70

Continued on next page...

Continued from previous page...

Mol	Chain	Res	Type	Atoms	Z	Observed(°)	Ideal(°)
34	BA	1601	C	O4'-C1'-C2'	5.34	112.41	107.60
35	BB	456	A	P-O5'-C5'	-5.34	112.35	120.90
35	BB	1458	U	N1-C2-O2	-5.34	119.06	122.80
35	BB	1544	A	C2-N3-C4	5.34	113.27	110.60
40	BG	138	C	C5'-C4'-C3'	-5.34	107.45	116.00
73	Bn	20	ARG	NE-CZ-NH1	5.34	122.97	120.30
73	Bn	73	ARG	N-CA-CB	-5.34	100.98	110.60
85	AA	36	U	N3-C4-O4	-5.34	115.66	119.40
85	AA	314	C	O4'-C1'-N1	5.34	112.47	108.20
85	AA	427	G	O4'-C1'-N9	5.34	112.48	108.20
85	AA	538	A	C4-N9-C1'	5.34	135.92	126.30
85	AA	641	A	P-O5'-C5'	5.34	129.45	120.90
85	AA	726	U	O4'-C1'-N1	5.34	112.48	108.20
85	AA	930	G	C4-N9-C1'	5.34	133.45	126.50
85	AA	1229	G	N1-C2-N2	-5.34	111.39	116.20
85	AA	1309	G	C8-N9-C1'	5.34	133.95	127.00
34	BA	1028	A	P-O3'-C3'	-5.34	113.29	119.70
34	BA	1409	A	O4'-C1'-N9	5.34	112.47	108.20
35	BB	762	C	C5-C6-N1	5.34	123.67	121.00
85	AA	1262	A	C3'-C2'-C1'	-5.34	97.23	101.50
2	A1	10	TYR	CB-CG-CD2	-5.34	117.80	121.00
11	AC	154	GLN	N-CA-CB	-5.34	100.99	110.60
34	BA	1330	G	C2-N3-C4	5.34	114.57	111.90
34	BA	1482	A	N7-C8-N9	-5.34	111.13	113.80
34	BA	1636	C	N1-C2-N3	-5.34	115.46	119.20
34	BA	1690	U	C5-C4-O4	5.34	129.10	125.90
35	BB	412	A	C5'-C4'-O4'	5.34	115.51	109.10
35	BB	1216	G	C5-C6-O6	-5.34	125.39	128.60
35	BB	1322	A	C4-N9-C1'	-5.34	116.68	126.30
35	BB	1375	G	C8-N9-C1'	5.34	133.94	127.00
80	Bu	77	ALA	N-CA-CB	-5.34	102.62	110.10
85	AA	105	A	N1-C6-N6	-5.34	115.39	118.60
85	AA	260	A	O5'-C5'-C4'	-5.34	101.55	111.70
85	AA	545	A	O5'-C5'-C4'	-5.34	101.55	111.70
85	AA	1194	U	P-O3'-C3'	-5.34	113.29	119.70
85	AA	2206	A	C1'-O4'-C4'	-5.34	105.63	109.90
5	A4	79	ILE	C-N-CA	5.34	135.05	121.70
34	BA	52	G	N9-C1'-C2'	-5.34	106.13	112.00
34	BA	196	A	O4'-C4'-C3'	-5.34	98.66	104.00
34	BA	1012	A	P-O3'-C3'	5.34	126.11	119.70
34	BA	1134	A	C3'-C2'-C1'	-5.34	97.23	101.50
34	BA	1230	G	N1-C6-O6	-5.34	116.70	119.90

Continued on next page...

Continued from previous page...

Mol	Chain	Res	Type	Atoms	Z	Observed(°)	Ideal(°)
34	BA	1257	U	O5'-P-OP2	-5.34	100.89	105.70
34	BA	1425	G	C5'-C4'-C3'	-5.34	107.46	116.00
35	BB	4	C	C2-N1-C1'	5.34	124.67	118.80
35	BB	832	C	C1'-O4'-C4'	-5.34	105.63	109.90
35	BB	921	U	O4'-C1'-N1	5.34	112.47	108.20
35	BB	1216	G	C3'-C2'-C1'	-5.34	97.23	101.50
35	BB	1456	G	C5-C6-O6	-5.34	125.40	128.60
36	BC	135	A	C3'-C2'-C1'	-5.34	97.23	101.50
37	BD	51	G	C5-C6-O6	-5.34	125.40	128.60
38	BE	114	G	C8-N9-C4	5.34	108.54	106.40
41	BH	54	U	N1-C2-O2	5.34	126.54	122.80
72	Bm	71	VAL	C-N-CA	5.34	133.51	122.30
85	AA	402	G	C8-N9-C1'	5.34	133.94	127.00
85	AA	1097	G	C3'-C2'-C1'	-5.34	97.23	101.50
85	AA	1321	G	O4'-C1'-N9	5.34	112.47	108.20
85	AA	2198	G	P-O5'-C5'	-5.34	112.36	120.90
85	AA	2231	G	O4'-C4'-C3'	-5.34	98.66	104.00
34	BA	721	A	C4'-C3'-C2'	-5.34	97.26	102.60
34	BA	1153	C	N3-C4-N4	5.34	121.74	118.00
34	BA	1235	C	C5'-C4'-C3'	-5.34	107.46	116.00
35	BB	108	G	C5-C6-O6	-5.34	125.40	128.60
35	BB	1507	U	O4'-C4'-C3'	-5.34	98.66	104.00
36	BC	115	G	P-O5'-C5'	5.34	129.44	120.90
38	BE	160	C	C2-N1-C1'	-5.34	112.93	118.80
41	BH	21	G	O4'-C1'-N9	5.34	112.47	108.20
54	BU	35	LYS	N-CA-C	-5.34	96.59	111.00
85	AA	1469	G	C6-N1-C2	-5.34	121.90	125.10
85	AA	1565	G	P-O3'-C3'	-5.34	113.30	119.70
85	AA	2218	G	C5-N7-C8	5.34	106.97	104.30
34	BA	553	A	O4'-C1'-N9	5.34	112.47	108.20
34	BA	667	U	O3'-P-O5'	5.34	114.14	104.00
34	BA	774	A	C5-C6-N6	5.34	127.97	123.70
34	BA	1065	U	C2-N3-C4	-5.34	123.80	127.00
34	BA	1117	G	C4'-C3'-C2'	5.34	107.94	102.60
34	BA	1156	U	C6-N1-C1'	5.34	128.67	121.20
34	BA	1251	A	C8-N9-C1'	5.34	137.30	127.70
34	BA	1799	G	C5-C6-N1	5.34	114.17	111.50
35	BB	14	C	O4'-C4'-C3'	-5.34	98.66	104.00
35	BB	412	A	C2-N3-C4	-5.34	107.93	110.60
35	BB	760	C	N3-C4-N4	-5.34	114.27	118.00
35	BB	1052	G	O3'-P-O5'	-5.34	93.86	104.00
35	BB	1093	C	C3'-C2'-C1'	-5.34	97.23	101.50

Continued on next page...

Continued from previous page...

Mol	Chain	Res	Type	Atoms	Z	Observed(°)	Ideal(°)
35	BB	1197	G	C4-N9-C1'	-5.34	119.56	126.50
35	BB	1477	C	N1-C2-O2	5.34	122.10	118.90
36	BC	148	C	P-O3'-C3'	-5.34	113.30	119.70
85	AA	114	C	C1'-O4'-C4'	-5.34	105.63	109.90
85	AA	437	G	C8-N9-C4	5.34	108.53	106.40
85	AA	455	G	O5'-C5'-C4'	-5.34	101.56	111.70
85	AA	753	U	O5'-P-OP2	5.34	117.10	110.70
85	AA	1732	G	C5'-C4'-C3'	-5.34	107.46	116.00
85	AA	1900	C	C5-C6-N1	-5.34	118.33	121.00
85	AA	1973	G	C5-C6-O6	-5.34	125.40	128.60
85	AA	2032	G	O3'-P-O5'	-5.34	93.86	104.00
34	BA	296	G	O5'-P-OP1	-5.33	100.90	105.70
34	BA	711	C	N3-C4-C5	-5.33	119.77	121.90
34	BA	728	A	C5'-C4'-C3'	5.33	124.54	116.00
34	BA	1224	A	C1'-O4'-C4'	5.33	114.17	109.90
35	BB	430	A	C1'-O4'-C4'	-5.33	105.63	109.90
35	BB	1014	U	N1-C2-N3	5.33	118.10	114.90
35	BB	1044	U	O3'-P-O5'	5.33	114.14	104.00
35	BB	1370	G	O4'-C1'-N9	5.33	112.47	108.20
39	BF	11	C	O3'-P-O5'	-5.33	93.86	104.00
39	BF	41	U	O5'-C5'-C4'	-5.33	101.56	111.70
40	BG	31	G	C4'-C3'-C2'	5.33	107.94	102.60
41	BH	27	A	C3'-C2'-C1'	5.33	105.77	101.50
54	BU	132	THR	C-N-CA	5.33	135.04	121.70
85	AA	119	G	C6-N1-C2	-5.33	121.90	125.10
85	AA	882	C	C6-N1-C1'	5.33	127.20	120.80
85	AA	1848	G	C4-C5-C6	-5.33	115.60	118.80
85	AA	2122	A	P-O5'-C5'	5.33	129.44	120.90
34	BA	132	U	C6-N1-C1'	5.33	128.67	121.20
34	BA	184	C	C6-N1-C1'	5.33	127.20	120.80
34	BA	258	C	C5-C6-N1	5.33	123.67	121.00
34	BA	730	C	O4'-C1'-N1	5.33	112.47	108.20
34	BA	777	C	C4'-C3'-C2'	-5.33	97.27	102.60
34	BA	889	U	C6-N1-C1'	5.33	128.67	121.20
34	BA	1619	U	C4'-C3'-C2'	5.33	107.93	102.60
35	BB	148	C	C6-N1-C2	-5.33	118.17	120.30
35	BB	678	U	C4'-C3'-C2'	5.33	107.93	102.60
35	BB	1289	G	C6-N1-C2	-5.33	121.90	125.10
35	BB	1422	G	P-O3'-C3'	-5.33	113.30	119.70
37	BD	114	U	O5'-C5'-C4'	-5.33	101.56	111.70
41	BH	56	C	P-O3'-C3'	-5.33	113.30	119.70
42	BI	44	PHE	N-CA-CB	-5.33	101.00	110.60

Continued on next page...

Continued from previous page...

Mol	Chain	Res	Type	Atoms	Z	Observed(°)	Ideal(°)
85	AA	116	G	P-O3'-C3'	-5.33	113.30	119.70
85	AA	467	U	C3'-C2'-C1'	5.33	105.77	101.50
85	AA	490	A	P-O3'-C3'	-5.33	113.30	119.70
85	AA	978	U	O4'-C1'-C2'	5.33	112.40	107.60
85	AA	1063	U	P-O5'-C5'	5.33	129.44	120.90
85	AA	1251	G	C6-N1-C2	-5.33	121.90	125.10
85	AA	1490	A	C5-C6-N6	-5.33	119.43	123.70
85	AA	1509	A	C5-N7-C8	-5.33	101.23	103.90
34	BA	415	C	N3-C4-N4	-5.33	114.27	118.00
34	BA	648	C	C3'-C2'-C1'	-5.33	97.23	101.50
34	BA	900	A	C8-N9-C4	5.33	107.93	105.80
34	BA	1203	G	C3'-C2'-C1'	-5.33	97.23	101.50
34	BA	1205	A	C4-N9-C1'	-5.33	116.70	126.30
34	BA	1644	A	C1'-O4'-C4'	-5.33	105.64	109.90
35	BB	89	C	O4'-C1'-N1	5.33	112.47	108.20
35	BB	552	C	C1'-O4'-C4'	-5.33	105.64	109.90
35	BB	835	C	N3-C2-O2	-5.33	118.17	121.90
35	BB	1017	U	C2-N3-C4	-5.33	123.80	127.00
35	BB	1391	G	P-O5'-C5'	-5.33	112.37	120.90
36	BC	4	G	O4'-C1'-N9	5.33	112.47	108.20
36	BC	14	G	C1'-O4'-C4'	-5.33	105.64	109.90
36	BC	58	G	C8-N9-C4	5.33	108.53	106.40
38	BE	96	G	O4'-C1'-N9	5.33	112.47	108.20
64	Be	74	GLU	N-CA-C	5.33	125.39	111.00
65	Bf	362	THR	N-CA-C	-5.33	96.61	111.00
85	AA	46	U	O4'-C1'-N1	5.33	112.47	108.20
85	AA	52	U	C5'-C4'-O4'	5.33	115.50	109.10
85	AA	352	G	N7-C8-N9	-5.33	110.43	113.10
85	AA	935	A	C2'-C3'-O3'	5.33	122.23	113.70
85	AA	1531	G	O5'-C5'-C4'	-5.33	101.57	111.70
85	AA	1702	G	O4'-C4'-C3'	5.33	110.36	106.10
85	AA	1950	G	C4-N9-C1'	-5.33	119.57	126.50
23	AP	65	PHE	CB-CG-CD1	5.33	124.53	120.80
34	BA	136	A	N9-C1'-C2'	-5.33	106.14	112.00
34	BA	210	G	P-O5'-C5'	5.33	129.43	120.90
34	BA	595	U	C4-C5-C6	-5.33	116.50	119.70
34	BA	596	G	O3'-P-O5'	5.33	114.13	104.00
34	BA	1070	G	N1-C2-N2	-5.33	111.40	116.20
34	BA	1331	G	N1-C6-O6	5.33	123.10	119.90
34	BA	1334	G	O4'-C1'-N9	5.33	112.46	108.20
34	BA	1745	G	C6-N1-C2	-5.33	121.90	125.10
35	BB	54	U	C5'-C4'-O4'	5.33	115.50	109.10

Continued on next page...

Continued from previous page...

Mol	Chain	Res	Type	Atoms	Z	Observed(°)	Ideal(°)
35	BB	617	C	C2-N1-C1'	5.33	124.66	118.80
42	BI	31	LYS	CB-CA-C	5.33	121.06	110.40
58	BY	63	HIS	N-CA-C	5.33	125.39	111.00
86	AB	18	G	C4-N9-C1'	-5.33	119.57	126.50
22	AO	157	LEU	N-CA-C	5.33	125.39	111.00
34	BA	63	A	P-O3'-C3'	-5.33	113.31	119.70
34	BA	584	A	P-O5'-C5'	5.33	129.43	120.90
34	BA	604	G	O5'-C5'-C4'	-5.33	101.57	111.70
34	BA	945	A	O4'-C1'-N9	5.33	112.46	108.20
34	BA	1119	A	P-O3'-C3'	-5.33	113.31	119.70
34	BA	1148	U	C2'-C3'-O3'	5.33	122.23	113.70
34	BA	1173	C	C3'-C2'-C1'	-5.33	97.24	101.50
34	BA	1351	G	N1-C6-O6	5.33	123.10	119.90
35	BB	61	A	O4'-C1'-N9	5.33	112.46	108.20
35	BB	427	U	C4'-C3'-C2'	-5.33	97.27	102.60
37	BD	3	G	N3-C2-N2	5.33	123.63	119.90
38	BE	128	G	O5'-C5'-C4'	-5.33	101.58	111.70
38	BE	138	U	C4'-C3'-C2'	-5.33	97.27	102.60
41	BH	110	C	C5'-C4'-C3'	-5.33	107.47	116.00
57	BX	58	HIS	CB-CA-C	-5.33	99.74	110.40
62	Bc	46	LEU	N-CA-CB	-5.33	99.75	110.40
85	AA	100	A	C5-N7-C8	-5.33	101.24	103.90
85	AA	401	U	C2-N3-C4	-5.33	123.80	127.00
85	AA	449	G	C3'-C2'-C1'	-5.33	97.24	101.50
85	AA	662	U	O4'-C1'-N1	5.33	112.46	108.20
85	AA	750	A	C8-N9-C1'	5.33	137.29	127.70
85	AA	1543	C	P-O3'-C3'	-5.33	113.31	119.70
85	AA	1579	A	C8-N9-C4	5.33	107.93	105.80
85	AA	1729	C	C5-C4-N4	-5.33	116.47	120.20
85	AA	2024	U	C2-N3-C4	-5.33	123.80	127.00
85	AA	2060	G	O5'-C5'-C4'	-5.33	101.58	111.70
85	AA	2068	A	O5'-C5'-C4'	5.33	121.82	111.70
24	AQ	24	ARG	NE-CZ-NH2	-5.33	117.64	120.30
35	BB	991	C	O4'-C4'-C3'	-5.33	98.67	104.00
35	BB	1167	C	C5'-C4'-O4'	5.33	115.49	109.10
35	BB	1464	G	O3'-P-O5'	5.33	114.12	104.00
35	BB	1540	U	C3'-C2'-C1'	-5.33	97.24	101.50
38	BE	73	A	N1-C6-N6	5.33	121.80	118.60
39	BF	67	A	C1'-O4'-C4'	-5.33	105.64	109.90
40	BG	159	A	P-O5'-C5'	-5.33	112.38	120.90
41	BH	59	G	N1-C6-O6	5.33	123.10	119.90
85	AA	385	A	O4'-C1'-N9	5.33	112.46	108.20

Continued on next page...

Continued from previous page...

Mol	Chain	Res	Type	Atoms	Z	Observed(°)	Ideal(°)
85	AA	2066	C	O4'-C4'-C3'	-5.33	98.67	104.00
11	AC	130	VAL	CA-CB-CG2	-5.33	102.91	110.90
34	BA	171	U	C3'-C2'-C1'	-5.33	97.24	101.50
34	BA	348	U	O4'-C1'-N1	5.33	112.46	108.20
34	BA	960	C	C6-N1-C2	-5.33	118.17	120.30
34	BA	1430	C	N3-C2-O2	-5.33	118.17	121.90
34	BA	1462	U	N3-C2-O2	-5.33	118.47	122.20
34	BA	1507	C	O4'-C1'-N1	5.33	112.46	108.20
35	BB	107	A	O3'-P-O5'	5.33	114.12	104.00
35	BB	128	C	C6-N1-C1'	-5.33	114.41	120.80
35	BB	398	A	N1-C6-N6	-5.33	115.41	118.60
35	BB	616	U	C2-N3-C4	-5.33	123.81	127.00
35	BB	1024	G	C5-C6-N1	5.33	114.16	111.50
35	BB	1108	G	C6-N1-C2	-5.33	121.91	125.10
35	BB	1221	G	N9-C1'-C2'	-5.33	106.14	112.00
35	BB	1301	U	C4'-C3'-C2'	-5.33	97.27	102.60
37	BD	33	U	C5'-C4'-O4'	5.33	115.49	109.10
40	BG	156	G	C4'-C3'-C2'	5.33	107.92	102.60
55	BV	69	ARG	NE-CZ-NH1	5.33	122.96	120.30
59	BZ	17	PHE	CB-CA-C	-5.33	99.75	110.40
75	Bp	2	PRO	N-CA-C	-5.33	98.25	112.10
85	AA	327	G	C5-C6-O6	-5.33	125.41	128.60
85	AA	469	G	P-O5'-C5'	5.33	129.42	120.90
85	AA	898	A	C1'-O4'-C4'	-5.33	105.64	109.90
85	AA	1793	A	C2-N3-C4	5.33	113.26	110.60
85	AA	1812	C	C1'-O4'-C4'	-5.33	105.64	109.90
85	AA	2086	C	C2-N1-C1'	5.33	124.66	118.80
85	AA	2251	U	C5'-C4'-C3'	5.33	124.52	116.00
1	A0	66	TYR	CA-CB-CG	-5.32	103.28	113.40
19	AK	105	GLU	CB-CA-C	-5.32	99.75	110.40
34	BA	17	A	N9-C1'-C2'	-5.32	106.14	112.00
34	BA	841	G	C8-N9-C4	-5.32	104.27	106.40
34	BA	1078	U	N3-C2-O2	5.32	125.93	122.20
34	BA	1160	U	C3'-C2'-C1'	-5.32	97.24	101.50
34	BA	1612	C	C3'-C2'-C1'	-5.32	97.24	101.50
34	BA	1831	A	C4-N9-C1'	5.32	135.88	126.30
35	BB	755	A	C5-C6-N6	5.32	127.96	123.70
35	BB	766	G	C5'-C4'-C3'	-5.32	107.48	116.00
35	BB	1047	C	O4'-C1'-N1	5.32	112.46	108.20
35	BB	1209	A	C5'-C4'-C3'	5.32	124.52	116.00
36	BC	10	C	C5'-C4'-O4'	5.32	115.49	109.10
38	BE	147	G	C8-N9-C4	5.32	108.53	106.40

Continued on next page...

Continued from previous page...

Mol	Chain	Res	Type	Atoms	Z	Observed(°)	Ideal(°)
40	BG	175	G	N3-C4-C5	-5.32	125.94	128.60
41	BH	33	G	C5-N7-C8	-5.32	101.64	104.30
61	Bb	21	ARG	NE-CZ-NH1	5.32	122.96	120.30
77	Br	359	ARG	NE-CZ-NH1	5.32	122.96	120.30
85	AA	11	A	C1'-O4'-C4'	-5.32	105.64	109.90
85	AA	140	C	P-O3'-C3'	-5.32	113.31	119.70
85	AA	290	G	C1'-O4'-C4'	-5.32	105.64	109.90
85	AA	785	C	C6-N1-C2	-5.32	118.17	120.30
85	AA	830	A	C4-N9-C1'	-5.32	116.72	126.30
85	AA	1103	A	C4'-C3'-C2'	5.32	107.92	102.60
85	AA	1347	C	C4'-C3'-C2'	-5.32	97.28	102.60
85	AA	2061	C	C5'-C4'-C3'	5.32	124.52	116.00
6	A5	199	ASP	C-N-CA	-5.32	111.12	122.30
34	BA	382	G	N9-C4-C5	5.32	107.53	105.40
34	BA	912	G	C5-C6-N1	5.32	114.16	111.50
34	BA	1515	U	C4'-C3'-C2'	-5.32	97.28	102.60
35	BB	553	U	C5-C6-N1	-5.32	120.04	122.70
35	BB	626	C	C5'-C4'-O4'	5.32	115.49	109.10
38	BE	16	C	C5'-C4'-C3'	5.32	124.52	116.00
41	BH	57	A	C4-N9-C1'	-5.32	116.72	126.30
65	Bf	296	ARG	N-CA-CB	-5.32	101.02	110.60
84	By	131	TYR	CG-CD1-CE1	-5.32	117.04	121.30
85	AA	469	G	C4-C5-N7	5.32	112.93	110.80
85	AA	1116	G	P-O5'-C5'	5.32	129.41	120.90
6	A5	102	VAL	C-N-CA	5.32	135.00	121.70
23	AP	238	ASP	N-CA-CB	-5.32	101.02	110.60
34	BA	52	G	C5-C6-O6	-5.32	125.41	128.60
34	BA	422	C	N3-C2-O2	-5.32	118.18	121.90
34	BA	1029	C	C5'-C4'-C3'	-5.32	107.49	116.00
34	BA	1249	G	N3-C4-N9	5.32	129.19	126.00
35	BB	481	A	C8-N9-C4	-5.32	103.67	105.80
35	BB	831	C	P-O5'-C5'	-5.32	112.39	120.90
35	BB	1092	G	O4'-C4'-C3'	-5.32	98.68	104.00
35	BB	1272	G	N3-C2-N2	5.32	123.62	119.90
35	BB	1372	G	N3-C2-N2	5.32	123.62	119.90
35	BB	1491	G	C5-C6-O6	-5.32	125.41	128.60
35	BB	1515	C	O5'-C5'-C4'	-5.32	101.59	111.70
42	BI	175	SER	N-CA-CB	5.32	118.48	110.50
57	BX	87	TYR	CD1-CG-CD2	-5.32	112.05	117.90
85	AA	7	G	C8-N9-C1'	5.32	133.92	127.00
85	AA	312	G	N1-C2-N2	-5.32	111.41	116.20
85	AA	358	U	C4'-C3'-C2'	5.32	107.92	102.60

Continued on next page...

Continued from previous page...

Mol	Chain	Res	Type	Atoms	Z	Observed(°)	Ideal(°)
85	AA	1177	G	C4-N9-C1'	5.32	133.42	126.50
85	AA	1527	G	C5-C6-O6	-5.32	125.41	128.60
85	AA	1550	C	C2-N3-C4	-5.32	117.24	119.90
85	AA	2110	U	P-O3'-C3'	5.32	126.09	119.70
15	AG	94	ARG	NE-CZ-NH2	-5.32	117.64	120.30
18	AJ	34	VAL	CB-CA-C	5.32	121.51	111.40
34	BA	303	C	N3-C2-O2	-5.32	118.18	121.90
34	BA	428	C	N3-C2-O2	-5.32	118.18	121.90
34	BA	485	C	C6-N1-C2	-5.32	118.17	120.30
34	BA	750	C	C6-N1-C2	-5.32	118.17	120.30
34	BA	1341	A	P-O3'-C3'	-5.32	113.32	119.70
34	BA	1809	G	O5'-C5'-C4'	-5.32	101.59	111.70
35	BB	417	A	C5-N7-C8	-5.32	101.24	103.90
35	BB	890	U	O4'-C1'-N1	5.32	112.45	108.20
67	Bh	6	PHE	CB-CG-CD1	5.32	124.52	120.80
85	AA	623	G	C5-C6-N1	5.32	114.16	111.50
85	AA	1394	C	O4'-C1'-N1	5.32	112.46	108.20
85	AA	1462	A	P-O5'-C5'	-5.32	112.39	120.90
85	AA	2152	C	P-O3'-C3'	-5.32	113.32	119.70
34	BA	103	G	C5-C6-N1	5.32	114.16	111.50
34	BA	552	C	O4'-C1'-N1	5.32	112.45	108.20
34	BA	668	G	P-O5'-C5'	5.32	129.41	120.90
34	BA	800	G	N9-C4-C5	5.32	107.53	105.40
34	BA	1501	U	C2-N1-C1'	-5.32	111.32	117.70
35	BB	323	C	C5'-C4'-O4'	5.32	115.48	109.10
35	BB	567	G	O4'-C1'-N9	5.32	112.45	108.20
35	BB	1018	U	C3'-C2'-C1'	-5.32	97.25	101.50
35	BB	1060	U	N1-C2-O2	5.32	126.52	122.80
35	BB	1289	G	C5'-C4'-C3'	-5.32	107.49	116.00
36	BC	88	A	N1-C6-N6	-5.32	115.41	118.60
36	BC	147	G	N3-C4-N9	5.32	129.19	126.00
40	BG	43	U	P-O3'-C3'	-5.32	113.32	119.70
41	BH	109	G	C5-C6-N1	5.32	114.16	111.50
41	BH	117	U	C2-N3-C4	-5.32	123.81	127.00
61	Bb	46	ARG	N-CA-CB	-5.32	101.03	110.60
80	Bu	79	TYR	CB-CG-CD2	-5.32	117.81	121.00
85	AA	119	G	P-O5'-C5'	-5.32	112.39	120.90
85	AA	367	A	O3'-P-O5'	5.32	114.10	104.00
85	AA	472	A	C5-C6-N6	5.32	127.95	123.70
85	AA	766	G	C1'-O4'-C4'	-5.32	105.64	109.90
85	AA	978	U	C5'-C4'-O4'	5.32	115.48	109.10
85	AA	1284	A	C5'-C4'-O4'	5.32	115.48	109.10

Continued on next page...

Continued from previous page...

Mol	Chain	Res	Type	Atoms	Z	Observed(°)	Ideal(°)
85	AA	1897	A	OP1-P-OP2	-5.32	111.62	119.60
85	AA	2121	G	C1'-O4'-C4'	-5.32	105.65	109.90
20	AL	37	ASP	N-CA-CB	-5.32	101.03	110.60
33	AZ	65	ALA	N-CA-C	-5.32	96.65	111.00
34	BA	66	C	O4'-C4'-C3'	-5.32	98.68	104.00
34	BA	327	G	N9-C1'-C2'	-5.32	106.15	112.00
34	BA	487	A	C4-C5-C6	-5.32	114.34	117.00
34	BA	578	C	N3-C2-O2	-5.32	118.18	121.90
34	BA	882	G	N1-C6-O6	5.32	123.09	119.90
34	BA	1399	A	P-O3'-C3'	-5.32	113.32	119.70
34	BA	1412	G	N3-C4-C5	-5.32	125.94	128.60
34	BA	1551	G	C6-N1-C2	-5.32	121.91	125.10
35	BB	322	G	C5-C6-O6	-5.32	125.41	128.60
35	BB	734	A	C8-N9-C1'	5.32	137.27	127.70
35	BB	1197	G	C3'-C2'-C1'	-5.32	97.25	101.50
35	BB	1240	A	P-O5'-C5'	-5.32	112.40	120.90
35	BB	1521	G	O4'-C1'-N9	5.32	112.45	108.20
35	BB	1526	C	O4'-C1'-N1	5.32	112.45	108.20
35	BB	1540	U	N3-C2-O2	-5.32	118.48	122.20
36	BC	131	C	C1'-O4'-C4'	-5.32	105.65	109.90
38	BE	139	U	C6-N1-C1'	5.32	128.64	121.20
40	BG	75	C	C5-C6-N1	-5.32	118.34	121.00
54	BU	130	VAL	N-CA-C	-5.32	96.65	111.00
85	AA	160	A	C3'-C2'-C1'	5.32	105.75	101.50
85	AA	217	G	C5-C6-O6	-5.32	125.41	128.60
85	AA	738	C	P-O5'-C5'	-5.32	112.39	120.90
85	AA	768	C	C4'-C3'-O3'	-5.32	98.24	109.40
85	AA	803	C	C5-C6-N1	5.32	123.66	121.00
85	AA	867	G	C5'-C4'-O4'	5.32	115.48	109.10
85	AA	902	A	C4-N9-C1'	-5.32	116.73	126.30
85	AA	1011	G	N1-C6-O6	5.32	123.09	119.90
85	AA	1108	U	C3'-C2'-C1'	5.32	105.75	101.50
85	AA	1495	G	P-O3'-C3'	-5.32	113.32	119.70
85	AA	1610	G	C8-N9-C1'	5.32	133.91	127.00
85	AA	1848	G	N9-C1'-C2'	-5.32	106.15	112.00
3	A2	42	TRP	CB-CG-CD1	5.31	133.91	127.00
26	AS	51	VAL	CB-CA-C	-5.31	101.30	111.40
34	BA	90	G	C1'-O4'-C4'	-5.31	105.65	109.90
34	BA	162	G	C4-N9-C1'	-5.31	119.59	126.50
34	BA	171	U	C1'-O4'-C4'	-5.31	105.65	109.90
34	BA	213	A	C8-N9-C4	5.31	107.93	105.80
34	BA	1180	A	C2'-C3'-O3'	5.31	122.20	113.70

Continued on next page...

Continued from previous page...

Mol	Chain	Res	Type	Atoms	Z	Observed(°)	Ideal(°)
34	BA	1733	G	C5-C6-O6	-5.31	125.41	128.60
35	BB	490	G	C1'-O4'-C4'	-5.31	105.65	109.90
35	BB	994	A	N1-C6-N6	-5.31	115.41	118.60
35	BB	1147	G	C8-N9-C1'	5.31	133.91	127.00
36	BC	73	U	C3'-C2'-C1'	-5.31	97.25	101.50
38	BE	75	C	C6-N1-C2	-5.31	118.17	120.30
85	AA	85	U	C5-C4-O4	-5.31	122.71	125.90
85	AA	226	C	P-O3'-C3'	5.31	126.08	119.70
85	AA	1176	C	O4'-C1'-N1	5.31	112.45	108.20
85	AA	1219	A	P-O5'-C5'	-5.31	112.40	120.90
85	AA	1494	C	C6-N1-C2	-5.31	118.17	120.30
85	AA	1955	U	C6-N1-C1'	5.31	128.64	121.20
34	BA	543	A	O5'-P-OP2	5.31	117.07	110.70
34	BA	1011	G	C1'-O4'-C4'	-5.31	105.65	109.90
34	BA	1072	U	C2-N3-C4	-5.31	123.81	127.00
34	BA	1223	C	P-O5'-C5'	-5.31	112.40	120.90
34	BA	1398	C	N3-C2-O2	-5.31	118.18	121.90
34	BA	1442	A	N3-C4-N9	5.31	131.65	127.40
34	BA	1559	C	C3'-C2'-C1'	-5.31	97.25	101.50
35	BB	51	U	N3-C4-O4	5.31	123.12	119.40
35	BB	784	C	C4'-C3'-C2'	5.31	107.91	102.60
35	BB	1507	U	N3-C2-O2	-5.31	118.48	122.20
36	BC	9	G	C5-C6-O6	-5.31	125.41	128.60
36	BC	111	C	C4-C5-C6	5.31	120.06	117.40
38	BE	30	C	N1-C2-N3	5.31	122.92	119.20
65	Bf	188	ALA	CB-CA-C	-5.31	102.13	110.10
85	AA	307	G	C3'-C2'-C1'	-5.31	97.25	101.50
85	AA	391	G	C4-N9-C1'	-5.31	119.59	126.50
85	AA	399	A	C4'-C3'-C2'	-5.31	97.29	102.60
85	AA	685	U	OP1-P-OP2	-5.31	111.63	119.60
85	AA	1243	G	N1-C6-O6	-5.31	116.71	119.90
85	AA	1484	G	P-O3'-C3'	-5.31	113.33	119.70
85	AA	1765	G	C5-C6-O6	-5.31	125.41	128.60
85	AA	2065	U	P-O3'-C3'	-5.31	113.33	119.70
34	BA	665	C	C5-C6-N1	5.31	123.66	121.00
34	BA	744	G	N1-C2-N2	-5.31	111.42	116.20
34	BA	1197	U	C4'-C3'-O3'	-5.31	98.25	109.40
35	BB	530	C	C6-N1-C2	-5.31	118.18	120.30
35	BB	1539	C	C5-C6-N1	-5.31	118.34	121.00
37	BD	84	U	C4'-C3'-C2'	-5.31	97.29	102.60
38	BE	47	U	C5'-C4'-C3'	5.31	124.50	116.00
85	AA	634	U	C1'-O4'-C4'	-5.31	105.65	109.90

Continued on next page...

Continued from previous page...

Mol	Chain	Res	Type	Atoms	Z	Observed(°)	Ideal(°)
34	BA	196	A	C5-N7-C8	5.31	106.55	103.90
34	BA	444	A	C5-C6-N6	-5.31	119.45	123.70
34	BA	593	G	N3-C4-C5	-5.31	125.94	128.60
34	BA	902	C	C1'-O4'-C4'	-5.31	105.65	109.90
34	BA	972	C	N1-C1'-C2'	-5.31	106.16	112.00
34	BA	1538	G	C5-C6-N1	5.31	114.16	111.50
34	BA	1808	A	C1'-O4'-C4'	-5.31	105.65	109.90
35	BB	358	U	O3'-P-O5'	-5.31	93.91	104.00
35	BB	616	U	O3'-P-O5'	-5.31	93.91	104.00
35	BB	707	G	N9-C1'-C2'	-5.31	106.16	112.00
35	BB	1063	C	C5-C6-N1	-5.31	118.34	121.00
35	BB	1152	U	O4'-C1'-N1	5.31	112.45	108.20
35	BB	1195	A	C8-N9-C4	-5.31	103.68	105.80
35	BB	1288	G	P-O5'-C5'	-5.31	112.40	120.90
35	BB	1320	U	O5'-C5'-C4'	-5.31	101.61	111.70
35	BB	1397	G	C4-N9-C1'	-5.31	119.60	126.50
35	BB	1545	U	C3'-C2'-C1'	-5.31	97.25	101.50
37	BD	116	C	N3-C2-O2	-5.31	118.18	121.90
54	BU	32	THR	N-CA-C	5.31	125.34	111.00
71	BI	111	ARG	NE-CZ-NH1	5.31	122.95	120.30
85	AA	453	G	C1'-O4'-C4'	-5.31	105.65	109.90
85	AA	466	A	C2-N3-C4	-5.31	107.95	110.60
85	AA	483	G	C4-N9-C1'	5.31	133.40	126.50
85	AA	1307	U	O4'-C1'-N1	5.31	112.45	108.20
85	AA	2080	U	O3'-P-O5'	-5.31	93.91	104.00
85	AA	2105	G	C8-N9-C1'	5.31	133.90	127.00
34	BA	499	C	N1-C1'-C2'	-5.31	106.16	112.00
34	BA	744	G	O3'-P-O5'	5.31	114.08	104.00
34	BA	764	G	P-O3'-C3'	-5.31	113.33	119.70
34	BA	914	G	O4'-C1'-N9	5.31	112.45	108.20
34	BA	1548	A	O3'-P-O5'	-5.31	93.91	104.00
34	BA	1579	G	C8-N9-C1'	-5.31	120.10	127.00
34	BA	1692	U	C2-N3-C4	-5.31	123.81	127.00
35	BB	575	C	P-O5'-C5'	5.31	129.39	120.90
35	BB	1381	U	C4'-C3'-C2'	-5.31	97.29	102.60
36	BC	130	U	N1-C2-O2	5.31	126.52	122.80
36	BC	138	C	C1'-O4'-C4'	-5.31	105.65	109.90
40	BG	52	A	C1'-O4'-C4'	-5.31	105.65	109.90
45	BL	144	ARG	NE-CZ-NH1	5.31	122.95	120.30
85	AA	1066	U	C6-N1-C1'	5.31	128.63	121.20
85	AA	1155	A	N9-C1'-C2'	-5.31	106.16	112.00
85	AA	1217	U	N1-C2-N3	5.31	118.08	114.90

Continued on next page...

Continued from previous page...

Mol	Chain	Res	Type	Atoms	Z	Observed(°)	Ideal(°)
34	BA	803	U	C4'-C3'-O3'	-5.31	98.26	109.40
34	BA	867	C	C6-N1-C1'	-5.31	114.43	120.80
34	BA	1256	A	O4'-C1'-C2'	-5.31	100.49	105.80
34	BA	1312	A	C8-N9-C1'	5.31	137.25	127.70
35	BB	8	U	N3-C4-O4	5.31	123.11	119.40
35	BB	1313	C	N1-C2-O2	5.31	122.08	118.90
36	BC	133	C	O4'-C1'-N1	5.31	112.44	108.20
36	BC	169	G	N9-C1'-C2'	-5.31	106.16	112.00
40	BG	29	U	C4-C5-C6	-5.31	116.52	119.70
55	BV	87	LYS	C-N-CA	5.31	134.97	121.70
31	AX	50	ARG	NE-CZ-NH2	-5.30	117.65	120.30
34	BA	204	U	C2-N3-C4	-5.30	123.82	127.00
34	BA	562	C	O4'-C1'-N1	5.30	112.44	108.20
34	BA	575	U	O4'-C1'-C2'	5.30	112.38	107.60
34	BA	636	G	OP1-P-OP2	-5.30	111.64	119.60
34	BA	909	G	C5-C6-O6	-5.30	125.42	128.60
34	BA	1067	G	C8-N9-C4	5.30	108.52	106.40
34	BA	1315	C	O4'-C1'-N1	5.30	112.44	108.20
35	BB	1071	G	C6-N1-C2	-5.30	121.92	125.10
35	BB	1335	G	O4'-C1'-N9	5.30	112.44	108.20
35	BB	1468	A	C5'-C4'-C3'	-5.30	107.51	116.00
36	BC	67	U	C2-N1-C1'	-5.30	111.33	117.70
38	BE	65	U	P-O3'-C3'	-5.30	113.33	119.70
39	BF	13	U	C5-C4-O4	5.30	129.08	125.90
40	BG	4	A	C4-C5-N7	-5.30	108.05	110.70
48	BO	128	VAL	N-CA-C	5.30	125.32	111.00
54	BU	4	SER	N-CA-CB	-5.30	102.54	110.50
68	Bi	22	ARG	NE-CZ-NH2	-5.30	117.65	120.30
83	Bx	40	PHE	CB-CG-CD2	-5.30	117.09	120.80
84	By	57	ARG	N-CA-C	5.30	125.32	111.00
85	AA	374	C	C4'-C3'-C2'	-5.30	97.30	102.60
85	AA	531	G	N3-C2-N2	5.30	123.61	119.90
85	AA	602	U	N3-C2-O2	5.30	125.91	122.20
18	AJ	96	SER	N-CA-CB	5.30	118.45	110.50
34	BA	465	A	O4'-C4'-C3'	-5.30	98.70	104.00
34	BA	764	G	O5'-P-OP2	5.30	117.06	110.70
35	BB	597	C	O4'-C1'-N1	5.30	112.44	108.20
35	BB	675	U	C5-C4-O4	5.30	129.08	125.90
68	Bi	44	ARG	NE-CZ-NH2	-5.30	117.65	120.30
85	AA	745	C	C2-N3-C4	-5.30	117.25	119.90
85	AA	1428	A	O4'-C1'-N9	5.30	112.44	108.20
85	AA	1459	C	C6-N1-C1'	5.30	127.16	120.80

Continued on next page...

Continued from previous page...

Mol	Chain	Res	Type	Atoms	Z	Observed(°)	Ideal(°)
85	AA	1715	C	C2-N3-C4	5.30	122.55	119.90
85	AA	2049	U	O4'-C1'-N1	5.30	112.44	108.20
23	AP	240	TRP	CB-CA-C	5.30	121.00	110.40
28	AU	54	ASP	N-CA-CB	-5.30	101.06	110.60
34	BA	30	A	O4'-C1'-N9	5.30	112.44	108.20
34	BA	71	G	N9-C4-C5	5.30	107.52	105.40
34	BA	375	C	O4'-C1'-N1	5.30	112.44	108.20
34	BA	417	A	C4-N9-C1'	-5.30	116.76	126.30
34	BA	541	C	C5'-C4'-C3'	-5.30	107.52	116.00
34	BA	1307	U	N1-C2-N3	5.30	118.08	114.90
34	BA	1477	C	C5'-C4'-C3'	-5.30	107.52	116.00
34	BA	1641	G	C5-C6-N1	5.30	114.15	111.50
34	BA	1682	A	P-O3'-C3'	-5.30	113.34	119.70
35	BB	481	A	O4'-C1'-C2'	5.30	112.37	107.60
35	BB	554	C	P-O3'-C3'	-5.30	113.34	119.70
35	BB	760	C	C5-C4-N4	5.30	123.91	120.20
35	BB	837	A	C2-N3-C4	5.30	113.25	110.60
35	BB	897	C	C5'-C4'-C3'	-5.30	107.52	116.00
35	BB	1015	U	C3'-C2'-C1'	-5.30	97.26	101.50
35	BB	1229	A	C2-N3-C4	-5.30	107.95	110.60
85	AA	483	G	P-O3'-C3'	-5.30	113.34	119.70
85	AA	597	A	N1-C2-N3	-5.30	126.65	129.30
85	AA	787	U	C3'-C2'-C1'	5.30	105.74	101.50
85	AA	1278	C	C5-C4-N4	-5.30	116.49	120.20
85	AA	1786	G	C3'-C2'-C1'	-5.30	97.26	101.50
1	A0	84	ARG	C-N-CA	5.30	134.95	121.70
11	AC	129	LEU	N-CA-CB	-5.30	99.80	110.40
34	BA	130	U	N1-C2-N3	5.30	118.08	114.90
34	BA	1577	U	C4-C5-C6	-5.30	116.52	119.70
35	BB	452	A	C2'-C3'-O3'	5.30	122.18	113.70
35	BB	586	U	C5'-C4'-C3'	-5.30	107.52	116.00
35	BB	657	A	C5-C6-N1	5.30	120.35	117.70
35	BB	1239	A	P-O5'-C5'	5.30	129.38	120.90
35	BB	1541	G	C8-N9-C4	-5.30	104.28	106.40
38	BE	102	U	N1-C1'-C2'	5.30	120.89	114.00
38	BE	164	C	C5'-C4'-C3'	-5.30	107.52	116.00
38	BE	177	U	O4'-C1'-N1	5.30	112.44	108.20
40	BG	72	G	C5-C6-N1	5.30	114.15	111.50
41	BH	78	C	O4'-C1'-N1	5.30	112.44	108.20
59	BZ	86	LYS	N-CA-CB	-5.30	101.06	110.60
85	AA	277	G	N1-C6-O6	5.30	123.08	119.90
85	AA	690	G	C4-N9-C1'	-5.30	119.61	126.50

Continued on next page...

Continued from previous page...

Mol	Chain	Res	Type	Atoms	Z	Observed(°)	Ideal(°)
85	AA	1507	G	C1'-O4'-C4'	-5.30	105.66	109.90
85	AA	1534	A	C8-N9-C4	-5.30	103.68	105.80
86	AB	54	U	O4'-C1'-N1	5.30	112.44	108.20
34	BA	20	A	C4-C5-C6	5.30	119.65	117.00
34	BA	316	G	N9-C1'-C2'	-5.30	106.17	112.00
34	BA	860	G	C8-N9-C4	5.30	108.52	106.40
34	BA	1458	A	O4'-C4'-C3'	-5.30	98.70	104.00
34	BA	1504	A	C3'-C2'-C1'	-5.30	97.26	101.50
35	BB	1	U	C3'-C2'-C1'	5.30	105.74	101.50
35	BB	790	A	C8-N9-C4	5.30	107.92	105.80
35	BB	1509	G	C5'-C4'-O4'	5.30	115.46	109.10
85	AA	284	C	C4'-C3'-C2'	-5.30	97.30	102.60
85	AA	870	U	C2-N1-C1'	-5.30	111.34	117.70
85	AA	1686	G	C3'-C2'-C1'	-5.30	97.26	101.50
13	AE	153	TYR	CA-CB-CG	-5.30	103.33	113.40
32	AY	58	ASN	CA-CB-CG	-5.30	101.75	113.40
34	BA	386	A	C5'-C4'-C3'	5.30	124.47	116.00
34	BA	627	U	P-O3'-C3'	5.30	126.06	119.70
34	BA	726	G	N1-C6-O6	-5.30	116.72	119.90
34	BA	908	G	C8-N9-C4	5.30	108.52	106.40
34	BA	1006	G	C5'-C4'-C3'	-5.30	107.53	116.00
34	BA	1152	A	P-O5'-C5'	-5.30	112.43	120.90
34	BA	1166	A	N1-C6-N6	-5.30	115.42	118.60
34	BA	1500	G	C6-N1-C2	-5.30	121.92	125.10
34	BA	1738	G	C5'-C4'-C3'	-5.30	107.52	116.00
34	BA	1777	U	C2-N1-C1'	5.30	124.06	117.70
35	BB	62	C	C4'-C3'-O3'	5.30	123.59	113.00
35	BB	651	G	C4-N9-C1'	5.30	133.39	126.50
35	BB	861	C	P-O3'-C3'	-5.30	113.34	119.70
35	BB	1425	A	C3'-C2'-C1'	-5.30	97.26	101.50
40	BG	70	C	O5'-C5'-C4'	-5.30	101.64	111.70
61	Bb	114	HIS	CB-CA-C	-5.30	99.81	110.40
65	Bf	331	ARG	N-CA-C	-5.30	96.70	111.00
84	By	39	HIS	CA-CB-CG	5.30	122.61	113.60
85	AA	112	A	N1-C6-N6	-5.30	115.42	118.60
85	AA	152	A	C8-N9-C4	-5.30	103.68	105.80
85	AA	250	C	C2-N3-C4	-5.30	117.25	119.90
85	AA	508	C	P-O3'-C3'	-5.30	113.34	119.70
85	AA	1522	U	C5'-C4'-C3'	-5.30	107.53	116.00
85	AA	1537	A	P-O5'-C5'	5.30	129.37	120.90
85	AA	1539	A	C1'-O4'-C4'	-5.30	105.66	109.90
85	AA	1724	A	P-O5'-C5'	5.30	129.37	120.90

Continued on next page...

Continued from previous page...

Mol	Chain	Res	Type	Atoms	Z	Observed(°)	Ideal(°)
85	AA	1979	A	C1'-O4'-C4'	-5.30	105.66	109.90
85	AA	2115	G	N1-C6-O6	5.30	123.08	119.90
34	BA	105	U	C3'-C2'-C1'	-5.29	97.26	101.50
34	BA	1229	G	P-O3'-C3'	-5.29	113.35	119.70
34	BA	1612	C	C2-N1-C1'	-5.29	112.98	118.80
34	BA	1687	A	C5'-C4'-C3'	5.29	124.47	116.00
35	BB	281	U	O4'-C1'-N1	5.29	112.44	108.20
35	BB	708	C	C5'-C4'-O4'	5.29	115.45	109.10
36	BC	151	G	C5-C6-O6	-5.29	125.42	128.60
37	BD	107	G	O4'-C1'-N9	5.29	112.44	108.20
38	BE	116	U	C5'-C4'-O4'	5.29	115.45	109.10
38	BE	121	G	C8-N9-C4	5.29	108.52	106.40
40	BG	24	A	C5-N7-C8	-5.29	101.25	103.90
40	BG	73	U	N3-C4-O4	-5.29	115.69	119.40
40	BG	106	G	C8-N9-C4	5.29	108.52	106.40
85	AA	244	G	C8-N9-C1'	5.29	133.88	127.00
85	AA	462	A	P-O5'-C5'	-5.29	112.43	120.90
85	AA	577	U	N3-C2-O2	-5.29	118.49	122.20
85	AA	910	G	C3'-C2'-C1'	-5.29	97.26	101.50
85	AA	1927	G	OP1-P-OP2	-5.29	111.66	119.60
85	AA	2020	C	O4'-C1'-N1	5.29	112.44	108.20
10	A9	150	TYR	CB-CG-CD2	-5.29	117.82	121.00
20	AL	27	ASP	CB-CA-C	-5.29	99.81	110.40
34	BA	81	C	C6-N1-C2	5.29	122.42	120.30
34	BA	440	A	C4'-C3'-C2'	-5.29	97.31	102.60
34	BA	857	C	N3-C2-O2	-5.29	118.19	121.90
34	BA	1410	C	C3'-C2'-C1'	-5.29	97.26	101.50
34	BA	1429	A	O4'-C1'-N9	5.29	112.43	108.20
35	BB	970	C	C4'-C3'-C2'	-5.29	97.31	102.60
35	BB	1042	U	P-O5'-C5'	5.29	129.37	120.90
35	BB	1230	A	N1-C6-N6	5.29	121.78	118.60
35	BB	1547	U	P-O3'-C3'	-5.29	113.35	119.70
41	BH	93	G	P-O5'-C5'	5.29	129.37	120.90
44	BK	168	SER	CB-CA-C	-5.29	100.04	110.10
56	BW	106	ASN	CB-CA-C	5.29	120.98	110.40
61	Bb	75	LEU	N-CA-C	5.29	125.29	111.00
85	AA	203	C	P-O3'-C3'	5.29	126.05	119.70
85	AA	493	A	C5'-C4'-C3'	5.29	124.47	116.00
85	AA	504	U	N1-C2-N3	-5.29	111.72	114.90
85	AA	710	A	N1-C6-N6	5.29	121.78	118.60
85	AA	1275	A	C1'-O4'-C4'	-5.29	105.67	109.90
85	AA	1435	C	O4'-C1'-C2'	-5.29	100.51	105.80

Continued on next page...

Continued from previous page...

Mol	Chain	Res	Type	Atoms	Z	Observed(°)	Ideal(°)
85	AA	1931	C	P-O5'-C5'	5.29	129.37	120.90
85	AA	2203	C	O4'-C4'-C3'	-5.29	98.71	104.00
27	AT	29	VAL	N-CA-C	5.29	125.29	111.00
27	AT	128	ALA	CB-CA-C	5.29	118.04	110.10
34	BA	189	G	C1'-O4'-C4'	-5.29	105.67	109.90
34	BA	298	G	C8-N9-C1'	-5.29	120.12	127.00
34	BA	1640	G	C8-N9-C1'	5.29	133.88	127.00
34	BA	1787	U	C6-N1-C1'	5.29	128.61	121.20
35	BB	132	G	N1-C6-O6	5.29	123.08	119.90
35	BB	541	U	C5'-C4'-O4'	5.29	115.45	109.10
35	BB	836	U	C1'-O4'-C4'	-5.29	105.67	109.90
35	BB	1132	A	C2'-C3'-O3'	5.29	122.17	113.70
35	BB	1494	G	C1'-O4'-C4'	-5.29	105.67	109.90
35	BB	1512	C	C5'-C4'-C3'	-5.29	107.53	116.00
38	BE	168	C	C5'-C4'-C3'	5.29	124.47	116.00
44	BK	170	TYR	CB-CG-CD1	5.29	124.17	121.00
49	BP	20	ARG	NH1-CZ-NH2	-5.29	113.58	119.40
59	BZ	63	ARG	NE-CZ-NH1	5.29	122.94	120.30
63	Bd	23	PRO	CA-C-N	5.29	131.92	117.10
77	Br	20	THR	N-CA-C	-5.29	96.71	111.00
85	AA	474	C	C6-N1-C1'	5.29	127.15	120.80
85	AA	490	A	C2'-C3'-O3'	5.29	122.17	113.70
85	AA	593	U	P-O5'-C5'	-5.29	112.43	120.90
85	AA	1190	G	N1-C6-O6	5.29	123.07	119.90
85	AA	1519	A	P-O3'-C3'	-5.29	113.35	119.70
85	AA	1686	G	C5'-C4'-C3'	-5.29	107.53	116.00
34	BA	297	A	O5'-P-OP2	-5.29	100.94	105.70
34	BA	484	A	N9-C1'-C2'	-5.29	106.18	112.00
34	BA	684	G	C5'-C4'-O4'	5.29	115.45	109.10
34	BA	702	G	P-O5'-C5'	5.29	129.37	120.90
34	BA	1637	G	C6-N1-C2	-5.29	121.93	125.10
34	BA	1706	A	P-O5'-C5'	-5.29	112.44	120.90
34	BA	1779	U	N3-C2-O2	-5.29	118.50	122.20
35	BB	3	C	N3-C4-C5	-5.29	119.78	121.90
35	BB	51	U	C2-N3-C4	5.29	130.17	127.00
35	BB	86	A	C8-N9-C1'	-5.29	118.18	127.70
35	BB	767	A	O5'-C5'-C4'	-5.29	101.65	111.70
36	BC	140	U	N3-C4-O4	5.29	123.10	119.40
64	Be	95	PRO	C-N-CA	5.29	134.93	121.70
85	AA	748	C	N1-C1'-C2'	-5.29	106.18	112.00
85	AA	927	A	C1'-O4'-C4'	-5.29	105.67	109.90
85	AA	1787	G	C4-N9-C1'	-5.29	119.62	126.50

Continued on next page...

Continued from previous page...

Mol	Chain	Res	Type	Atoms	Z	Observed(°)	Ideal(°)
85	AA	2066	C	C1'-O4'-C4'	-5.29	105.67	109.90
11	AC	193	VAL	N-CA-CB	5.29	123.14	111.50
20	AL	20	TYR	CB-CA-C	5.29	120.97	110.40
34	BA	41	U	P-O3'-C3'	-5.29	113.35	119.70
34	BA	47	U	C5'-C4'-O4'	-5.29	102.75	109.10
34	BA	449	G	C1'-O4'-C4'	-5.29	105.67	109.90
34	BA	523	A	O4'-C1'-C2'	5.29	112.36	107.60
34	BA	647	U	O4'-C1'-N1	5.29	112.43	108.20
34	BA	1825	U	C2-N3-C4	-5.29	123.83	127.00
35	BB	109	U	C6-N1-C1'	5.29	128.60	121.20
35	BB	1130	U	N3-C4-C5	5.29	117.77	114.60
35	BB	1483	A	O5'-C5'-C4'	-5.29	101.65	111.70
38	BE	107	U	OP2-P-O3'	5.29	116.83	105.20
38	BE	200	A	P-O3'-C3'	-5.29	113.35	119.70
40	BG	105	A	C4-C5-C6	-5.29	114.36	117.00
55	BV	89	TYR	CB-CG-CD1	-5.29	117.83	121.00
85	AA	386	G	C5'-C4'-C3'	-5.29	107.54	116.00
85	AA	661	C	N1-C2-O2	5.29	122.07	118.90
85	AA	821	U	C6-N1-C1'	5.29	128.60	121.20
85	AA	1017	G	P-O5'-C5'	-5.29	112.44	120.90
85	AA	1515	A	C1'-O4'-C4'	-5.29	105.67	109.90
85	AA	1578	G	OP1-P-OP2	-5.29	111.67	119.60
85	AA	1846	G	N3-C4-C5	-5.29	125.96	128.60
85	AA	1897	A	C5-C6-N6	5.29	127.93	123.70
34	BA	876	C	C3'-C2'-C1'	-5.29	97.27	101.50
34	BA	1043	C	O3'-P-O5'	5.29	114.05	104.00
35	BB	6	A	C5'-C4'-O4'	5.29	115.44	109.10
35	BB	727	U	P-O5'-C5'	5.29	129.36	120.90
35	BB	1226	G	N7-C8-N9	-5.29	110.46	113.10
38	BE	110	U	O3'-P-O5'	-5.29	93.95	104.00
85	AA	120	C	N1-C2-O2	5.29	122.07	118.90
85	AA	1461	A	C4'-C3'-C2'	-5.29	97.31	102.60
4	A3	37	VAL	CA-CB-CG2	-5.29	102.97	110.90
5	A4	107	ARG	N-CA-C	5.29	125.27	111.00
31	AX	39	ARG	NE-CZ-NH1	5.29	122.94	120.30
34	BA	95	C	N3-C4-N4	-5.29	114.30	118.00
34	BA	181	G	O3'-P-O5'	5.29	114.04	104.00
34	BA	494	A	O4'-C1'-C2'	5.29	112.36	107.60
34	BA	807	U	C2-N3-C4	-5.29	123.83	127.00
34	BA	1740	U	C2-N1-C1'	-5.29	111.36	117.70
35	BB	52	G	C8-N9-C1'	5.29	133.87	127.00
35	BB	129	U	N3-C2-O2	-5.29	118.50	122.20

Continued on next page...

Continued from previous page...

Mol	Chain	Res	Type	Atoms	Z	Observed(°)	Ideal(°)
35	BB	1078	U	N3-C2-O2	-5.29	118.50	122.20
35	BB	1099	U	O5'-C5'-C4'	-5.29	101.66	111.70
35	BB	1221	G	OP1-P-O3'	5.29	116.83	105.20
35	BB	1256	C	O4'-C1'-N1	5.29	112.43	108.20
35	BB	1397	G	C5-C6-O6	5.29	131.77	128.60
39	BF	13	U	C2-N1-C1'	-5.29	111.36	117.70
62	Bc	113	MET	CG-SD-CE	-5.29	91.74	100.20
67	Bh	83	ASN	CA-CB-CG	-5.29	101.77	113.40
85	AA	310	U	C6-N1-C2	-5.29	117.83	121.00
85	AA	487	G	C5'-C4'-O4'	5.29	115.44	109.10
85	AA	504	U	C4'-C3'-O3'	-5.29	98.30	109.40
85	AA	678	A	N9-C1'-C2'	-5.29	106.19	112.00
85	AA	1105	G	C1'-O4'-C4'	-5.29	105.67	109.90
85	AA	1247	A	C5-C6-N1	5.29	120.34	117.70
85	AA	1407	C	C6-N1-C2	-5.29	118.19	120.30
85	AA	1542	A	C5'-C4'-C3'	-5.29	107.54	116.00
85	AA	1801	U	C5'-C4'-C3'	-5.29	107.54	116.00
86	AB	34	G	O4'-C1'-N9	5.29	112.43	108.20
34	BA	341	U	N1-C2-O2	5.28	126.50	122.80
34	BA	409	A	P-O3'-C3'	-5.28	113.36	119.70
34	BA	948	C	C2-N1-C1'	-5.28	112.99	118.80
34	BA	986	G	C8-N9-C1'	5.28	133.87	127.00
34	BA	1420	A	C5'-C4'-C3'	5.28	124.45	116.00
34	BA	1511	C	C1'-O4'-C4'	-5.28	105.67	109.90
34	BA	1555	G	C6-N1-C2	-5.28	121.93	125.10
34	BA	1599	A	O4'-C1'-N9	5.28	112.43	108.20
35	BB	353	G	C4'-C3'-C2'	-5.28	97.32	102.60
35	BB	635	A	O4'-C1'-N9	5.28	112.43	108.20
35	BB	1292	G	C5'-C4'-C3'	-5.28	107.55	116.00
35	BB	1473	U	C6-N1-C1'	-5.28	113.80	121.20
38	BE	111	C	N3-C4-N4	5.28	121.70	118.00
39	BF	34	C	N1-C2-O2	5.28	122.07	118.90
61	Bb	110	LEU	CB-CA-C	5.28	120.24	110.20
85	AA	626	G	N3-C2-N2	5.28	123.60	119.90
85	AA	643	C	C1'-O4'-C4'	-5.28	105.67	109.90
85	AA	790	A	O5'-P-OP1	5.28	117.04	110.70
85	AA	848	C	N3-C4-N4	5.28	121.70	118.00
85	AA	864	C	P-O3'-C3'	-5.28	113.36	119.70
85	AA	1663	U	C4'-C3'-C2'	-5.28	97.32	102.60
85	AA	1786	G	N7-C8-N9	5.28	115.74	113.10
34	BA	923	C	N3-C2-O2	-5.28	118.20	121.90
34	BA	1226	G	C5-C6-N1	5.28	114.14	111.50

Continued on next page...

Continued from previous page...

Mol	Chain	Res	Type	Atoms	Z	Observed(°)	Ideal(°)
34	BA	1308	C	O4'-C1'-N1	5.28	112.42	108.20
35	BB	1463	A	N3-C4-C5	-5.28	123.10	126.80
36	BC	42	G	N9-C1'-C2'	-5.28	106.19	112.00
36	BC	163	A	C8-N9-C1'	5.28	137.21	127.70
40	BG	3	G	N1-C6-O6	-5.28	116.73	119.90
41	BH	46	C	N3-C2-O2	-5.28	118.20	121.90
85	AA	59	C	C5-C4-N4	-5.28	116.50	120.20
85	AA	78	A	C5'-C4'-O4'	5.28	115.44	109.10
85	AA	238	C	C5'-C4'-O4'	5.28	115.44	109.10
6	A5	116	HIS	N-CA-CB	-5.28	101.09	110.60
34	BA	29	U	O4'-C1'-N1	5.28	112.42	108.20
34	BA	136	A	C5-N7-C8	5.28	106.54	103.90
34	BA	439	A	O3'-P-O5'	-5.28	93.97	104.00
34	BA	572	G	P-O5'-C5'	5.28	129.35	120.90
34	BA	731	A	C5'-C4'-C3'	5.28	124.45	116.00
34	BA	893	U	P-O3'-C3'	-5.28	113.36	119.70
34	BA	1120	U	C5'-C4'-O4'	5.28	115.44	109.10
34	BA	1221	A	C8-N9-C1'	5.28	137.21	127.70
34	BA	1612	C	O4'-C1'-N1	5.28	112.42	108.20
35	BB	486	G	C4-N9-C1'	-5.28	119.64	126.50
35	BB	532	C	P-O5'-C5'	-5.28	112.45	120.90
35	BB	967	G	C4-N9-C1'	-5.28	119.64	126.50
35	BB	1134	G	C4-C5-N7	5.28	112.91	110.80
35	BB	1170	U	C5'-C4'-C3'	-5.28	107.55	116.00
37	BD	72	U	N1-C1'-C2'	-5.28	106.19	112.00
40	BG	29	U	C5-C4-O4	-5.28	122.73	125.90
49	BP	123	TRP	CB-CG-CD2	-5.28	119.73	126.60
51	BR	155	GLU	CB-CA-C	-5.28	99.84	110.40
78	Bs	24	TYR	CB-CG-CD2	-5.28	117.83	121.00
85	AA	117	C	C6-N1-C1'	-5.28	114.46	120.80
85	AA	233	C	C3'-C2'-C1'	-5.28	97.28	101.50
85	AA	1086	U	C6-N1-C2	-5.28	117.83	121.00
85	AA	1120	G	C6-N1-C2	-5.28	121.93	125.10
85	AA	1219	A	P-O3'-C3'	-5.28	113.36	119.70
85	AA	1626	U	O4'-C1'-N1	5.28	112.42	108.20
85	AA	1901	G	C4'-C3'-C2'	-5.28	97.32	102.60
34	BA	460	G	C5'-C4'-C3'	5.28	124.45	116.00
34	BA	758	G	C4-C5-C6	-5.28	115.63	118.80
34	BA	1417	C	C1'-O4'-C4'	-5.28	105.68	109.90
35	BB	962	U	C1'-O4'-C4'	-5.28	105.68	109.90
36	BC	132	U	P-O5'-C5'	5.28	129.35	120.90
40	BG	84	U	N3-C4-C5	-5.28	111.43	114.60

Continued on next page...

Continued from previous page...

Mol	Chain	Res	Type	Atoms	Z	Observed(°)	Ideal(°)
78	Bs	16	GLU	N-CA-C	5.28	125.25	111.00
85	AA	286	C	C5-C6-N1	5.28	123.64	121.00
85	AA	354	C	P-O3'-C3'	-5.28	113.36	119.70
85	AA	1457	C	C3'-C2'-C1'	-5.28	97.28	101.50
85	AA	1638	C	N3-C2-O2	-5.28	118.20	121.90
34	BA	494	A	P-O5'-C5'	5.28	129.34	120.90
34	BA	612	U	O4'-C1'-N1	5.28	112.42	108.20
34	BA	651	U	C2-N1-C1'	-5.28	111.37	117.70
34	BA	743	A	N3-C4-C5	5.28	130.49	126.80
34	BA	1177	C	O4'-C1'-N1	5.28	112.42	108.20
34	BA	1537	G	O4'-C4'-C3'	5.28	110.32	106.10
34	BA	1697	U	O5'-P-OP1	-5.28	100.95	105.70
34	BA	1726	U	O4'-C1'-N1	5.28	112.42	108.20
35	BB	23	U	C1'-O4'-C4'	-5.28	105.68	109.90
35	BB	169	U	P-O3'-C3'	5.28	126.03	119.70
35	BB	435	A	O4'-C1'-C2'	5.28	112.35	107.60
35	BB	1339	C	O4'-C1'-N1	5.28	112.42	108.20
38	BE	162	U	O5'-C5'-C4'	-5.28	101.67	111.70
39	BF	60	C	O4'-C1'-C2'	-5.28	100.52	105.80
40	BG	38	A	C8-N9-C1'	5.28	137.20	127.70
40	BG	169	A	O5'-C5'-C4'	5.28	121.73	111.70
42	BI	92	ASP	N-CA-CB	5.28	120.10	110.60
48	BO	187	HIS	N-CA-CB	-5.28	101.10	110.60
54	BU	148	ARG	C-N-CA	5.28	134.89	121.70
80	Bu	249	TYR	CB-CG-CD2	-5.28	117.83	121.00
85	AA	307	G	N9-C1'-C2'	-5.28	106.19	112.00
85	AA	943	U	N3-C4-C5	-5.28	111.43	114.60
85	AA	1470	A	N7-C8-N9	-5.28	111.16	113.80
85	AA	1854	U	C6-N1-C2	-5.28	117.83	121.00
86	AB	39	U	C5'-C4'-C3'	5.28	124.44	116.00
21	AM	27	VAL	N-CA-CB	5.28	123.11	111.50
34	BA	230	A	C4'-C3'-C2'	5.28	107.88	102.60
34	BA	238	C	C5'-C4'-C3'	-5.28	107.56	116.00
34	BA	507	U	P-O5'-C5'	5.28	129.34	120.90
34	BA	576	C	OP1-P-OP2	-5.28	111.69	119.60
34	BA	633	G	OP2-P-O3'	5.28	116.81	105.20
34	BA	769	U	C4-C5-C6	5.28	122.86	119.70
34	BA	785	G	N9-C1'-C2'	-5.28	106.20	112.00
34	BA	1116	G	O3'-P-O5'	5.28	114.02	104.00
34	BA	1470	G	C5-C6-N1	5.28	114.14	111.50
34	BA	1612	C	N3-C2-O2	-5.28	118.21	121.90
34	BA	1663	U	C6-N1-C2	-5.28	117.83	121.00

Continued on next page...

Continued from previous page...

Mol	Chain	Res	Type	Atoms	Z	Observed(°)	Ideal(°)
34	BA	1752	A	C3'-C2'-C1'	-5.28	97.28	101.50
35	BB	391	G	C5-C6-N1	5.28	114.14	111.50
35	BB	1113	C	O3'-P-O5'	-5.28	93.98	104.00
35	BB	1520	C	C2-N3-C4	-5.28	117.26	119.90
39	BF	69	A	N1-C6-N6	5.28	121.77	118.60
40	BG	171	A	C8-N9-C1'	5.28	137.20	127.70
47	BN	15	LYS	C-N-CA	5.28	134.89	121.70
65	Bf	372	TYR	CB-CG-CD2	-5.28	117.83	121.00
79	Bt	81	ILE	CB-CA-C	-5.28	101.05	111.60
85	AA	436	G	C6-N1-C2	-5.28	121.94	125.10
85	AA	719	C	C1'-O4'-C4'	-5.28	105.68	109.90
85	AA	892	C	C5'-C4'-O4'	5.28	115.43	109.10
85	AA	1036	A	P-O5'-C5'	-5.28	112.46	120.90
85	AA	1463	A	C5-C6-N6	-5.28	119.48	123.70
85	AA	1553	G	P-O3'-C3'	-5.28	113.37	119.70
85	AA	1976	G	C3'-C2'-C1'	-5.28	97.28	101.50
28	AU	108	THR	N-CA-C	-5.27	96.76	111.00
34	BA	236	A	O4'-C1'-N9	-5.27	103.98	108.20
34	BA	619	U	N3-C2-O2	-5.27	118.51	122.20
34	BA	768	G	O4'-C1'-N9	5.27	112.42	108.20
34	BA	1546	C	N1-C2-O2	5.27	122.06	118.90
35	BB	1331	U	C3'-C2'-C1'	-5.27	97.28	101.50
35	BB	1373	U	O3'-P-O5'	5.27	114.02	104.00
36	BC	144	C	C5-C6-N1	-5.27	118.36	121.00
40	BG	63	U	C5'-C4'-C3'	-5.27	107.56	116.00
85	AA	796	U	P-O5'-C5'	-5.27	112.46	120.90
85	AA	862	U	N1-C2-O2	5.27	126.49	122.80
85	AA	1841	G	C5'-C4'-C3'	-5.27	107.56	116.00
86	AB	71	G	N1-C6-O6	5.27	123.06	119.90
3	A2	138	TYR	CB-CG-CD2	-5.27	117.84	121.00
16	AH	121	ARG	NE-CZ-NH1	5.27	122.94	120.30
22	AO	45	MET	CG-SD-CE	-5.27	91.77	100.20
22	AO	149	ASP	CA-CB-CG	5.27	125.00	113.40
34	BA	17	A	O4'-C1'-N9	5.27	112.42	108.20
34	BA	462	C	C2-N1-C1'	5.27	124.60	118.80
34	BA	574	U	C2-N1-C1'	5.27	124.03	117.70
34	BA	719	G	C6-N1-C2	-5.27	121.94	125.10
34	BA	947	A	C1'-O4'-C4'	-5.27	105.68	109.90
34	BA	1314	A	OP2-P-O3'	5.27	116.80	105.20
34	BA	1390	C	C5'-C4'-O4'	5.27	115.43	109.10
35	BB	434	A	C1'-O4'-C4'	-5.27	105.68	109.90
35	BB	852	G	N3-C4-C5	-5.27	125.96	128.60

Continued on next page...

Continued from previous page...

Mol	Chain	Res	Type	Atoms	Z	Observed(°)	Ideal(°)
35	BB	1027	U	O5'-C5'-C4'	-5.27	101.68	111.70
35	BB	1096	G	C4-N9-C1'	-5.27	119.65	126.50
35	BB	1373	U	N3-C2-O2	-5.27	118.51	122.20
35	BB	1533	U	C2-N3-C4	-5.27	123.84	127.00
36	BC	102	G	C5'-C4'-C3'	-5.27	107.56	116.00
40	BG	177	U	N1-C1'-C2'	-5.27	106.20	112.00
41	BH	18	C	C4'-C3'-C2'	-5.27	97.33	102.60
41	BH	29	G	C5-C6-O6	5.27	131.76	128.60
69	Bj	103	ILE	CB-CA-C	5.27	122.14	111.60
85	AA	85	U	P-O3'-C3'	5.27	126.03	119.70
85	AA	86	G	C8-N9-C1'	5.27	133.85	127.00
85	AA	424	A	C6-N1-C2	-5.27	115.44	118.60
85	AA	479	C	C3'-C2'-C1'	-5.27	97.28	101.50
85	AA	559	G	O4'-C1'-N9	5.27	112.42	108.20
85	AA	620	U	C5'-C4'-C3'	-5.27	107.56	116.00
85	AA	873	U	C3'-C2'-C1'	5.27	105.72	101.50
85	AA	882	C	O4'-C1'-N1	5.27	112.42	108.20
85	AA	1189	A	C5-C6-N6	-5.27	119.48	123.70
85	AA	1670	U	C1'-O4'-C4'	-5.27	105.68	109.90
85	AA	1922	A	OP1-P-O3'	5.27	116.80	105.20
85	AA	2140	U	N3-C2-O2	-5.27	118.51	122.20
86	AB	70	G	C2'-C3'-O3'	5.27	122.14	113.70
30	AW	18	MET	CG-SD-CE	-5.27	91.77	100.20
34	BA	236	A	C5-C6-N1	5.27	120.33	117.70
34	BA	1314	A	C8-N9-C1'	-5.27	118.21	127.70
35	BB	74	U	N1-C2-N3	5.27	118.06	114.90
35	BB	431	U	O5'-C5'-C4'	-5.27	101.69	111.70
35	BB	1359	G	C4-N9-C1'	-5.27	119.65	126.50
36	BC	9	G	C6-N1-C2	-5.27	121.94	125.10
50	BQ	70	TYR	CA-CB-CG	-5.27	103.39	113.40
85	AA	1574	C	C6-N1-C2	-5.27	118.19	120.30
34	BA	10	G	C4'-C3'-C2'	5.27	107.87	102.60
34	BA	745	A	O4'-C1'-N9	5.27	112.42	108.20
34	BA	1267	A	C8-N9-C1'	-5.27	118.21	127.70
34	BA	1619	U	C6-N1-C1'	5.27	128.58	121.20
34	BA	1780	U	C5'-C4'-C3'	5.27	124.43	116.00
34	BA	1797	A	OP1-P-O3'	5.27	116.79	105.20
35	BB	317	C	P-O5'-C5'	5.27	129.33	120.90
35	BB	500	C	P-O3'-C3'	-5.27	113.38	119.70
35	BB	790	A	P-O5'-C5'	-5.27	112.47	120.90
35	BB	801	G	C8-N9-C4	-5.27	104.29	106.40
35	BB	803	U	OP1-P-OP2	-5.27	111.69	119.60

Continued on next page...

Continued from previous page...

Mol	Chain	Res	Type	Atoms	Z	Observed(°)	Ideal(°)
35	BB	1311	G	C1'-O4'-C4'	-5.27	105.68	109.90
35	BB	1416	A	C5'-C4'-O4'	5.27	115.42	109.10
35	BB	1422	G	C4-N9-C1'	-5.27	119.65	126.50
35	BB	1468	A	C2'-C3'-O3'	5.27	122.13	113.70
36	BC	72	A	C4'-C3'-C2'	-5.27	97.33	102.60
37	BD	27	A	C1'-O4'-C4'	-5.27	105.68	109.90
41	BH	20	A	C3'-C2'-C1'	-5.27	97.28	101.50
41	BH	133	U	C6-N1-C1'	5.27	128.58	121.20
47	BN	59	LEU	CB-CG-CD1	5.27	119.96	111.00
53	BT	78	THR	CA-CB-CG2	-5.27	105.02	112.40
83	Bx	213	PHE	CA-CB-CG	-5.27	101.25	113.90
84	By	35	LYS	C-N-CA	5.27	134.88	121.70
85	AA	109	G	C8-N9-C1'	5.27	133.85	127.00
85	AA	540	A	C4-C5-C6	-5.27	114.36	117.00
85	AA	1474	U	C1'-O4'-C4'	-5.27	105.68	109.90
85	AA	1511	C	O5'-C5'-C4'	-5.27	101.69	111.70
85	AA	1833	C	C4-C5-C6	-5.27	114.77	117.40
2	A1	61	ILE	CB-CA-C	-5.27	101.07	111.60
8	A7	238	ALA	N-CA-CB	-5.27	102.73	110.10
34	BA	567	U	O4'-C4'-C3'	-5.27	98.73	104.00
34	BA	800	G	N7-C8-N9	5.27	115.73	113.10
34	BA	849	G	C4-C5-C6	-5.27	115.64	118.80
34	BA	1022	C	C5'-C4'-C3'	5.27	124.43	116.00
34	BA	1703	A	O4'-C1'-N9	5.27	112.41	108.20
35	BB	665	A	C5-C6-N6	-5.27	119.48	123.70
35	BB	1198	C	C3'-C2'-C1'	-5.27	97.29	101.50
35	BB	1461	C	C4'-C3'-C2'	5.27	107.87	102.60
37	BD	32	A	C1'-O4'-C4'	-5.27	105.69	109.90
38	BE	14	C	OP1-P-O3'	5.27	116.79	105.20
38	BE	91	G	C1'-O4'-C4'	-5.27	105.69	109.90
40	BG	19	C	P-O3'-C3'	-5.27	113.38	119.70
40	BG	76	C	P-O3'-C3'	-5.27	113.38	119.70
41	BH	76	G	N3-C4-C5	-5.27	125.97	128.60
52	BS	118	ALA	N-CA-CB	-5.27	102.73	110.10
65	Bf	451	ARG	NE-CZ-NH1	5.27	122.93	120.30
85	AA	86	G	C8-N9-C4	5.27	108.51	106.40
85	AA	99	U	C2-N1-C1'	-5.27	111.38	117.70
85	AA	156	G	P-O5'-C5'	5.27	129.33	120.90
85	AA	943	U	O5'-P-OP2	-5.27	100.96	105.70
85	AA	1056	C	C6-N1-C2	-5.27	118.19	120.30
85	AA	1292	A	C5'-C4'-O4'	5.27	115.42	109.10
85	AA	2235	C	C2-N3-C4	-5.27	117.27	119.90

Continued on next page...

Continued from previous page...

Mol	Chain	Res	Type	Atoms	Z	Observed(°)	Ideal(°)
34	BA	841	G	C4-N9-C1'	-5.27	119.66	126.50
34	BA	1542	A	O5'-P-OP2	5.27	117.02	110.70
34	BA	1603	A	C6-N1-C2	-5.27	115.44	118.60
35	BB	19	C	N1-C1'-C2'	-5.27	106.21	112.00
35	BB	506	G	N1-C2-N2	-5.27	111.46	116.20
35	BB	671	A	P-O5'-C5'	5.27	129.33	120.90
35	BB	1485	G	N3-C4-C5	-5.27	125.97	128.60
40	BG	53	C	N3-C4-C5	-5.27	119.79	121.90
40	BG	54	G	C8-N9-C1'	5.27	133.85	127.00
85	AA	59	C	O4'-C1'-N1	5.27	112.41	108.20
85	AA	60	U	C2-N3-C4	-5.27	123.84	127.00
85	AA	932	A	C5'-C4'-C3'	5.27	124.43	116.00
85	AA	1461	A	OP2-P-O3'	5.27	116.78	105.20
85	AA	1856	G	O5'-C5'-C4'	-5.27	101.69	111.70
22	AO	153	PHE	CB-CG-CD1	5.26	124.48	120.80
34	BA	465	A	N1-C6-N6	-5.26	115.44	118.60
34	BA	472	G	N7-C8-N9	5.26	115.73	113.10
34	BA	803	U	O4'-C1'-N1	5.26	112.41	108.20
34	BA	881	C	C2-N3-C4	-5.26	117.27	119.90
34	BA	1313	U	P-O5'-C5'	-5.26	112.48	120.90
34	BA	1709	A	C4'-C3'-C2'	5.26	107.86	102.60
35	BB	962	U	C3'-C2'-C1'	-5.26	97.29	101.50
35	BB	967	G	C8-N9-C4	-5.26	104.30	106.40
35	BB	1142	C	C1'-O4'-C4'	-5.26	105.69	109.90
35	BB	1386	C	N3-C2-O2	-5.26	118.22	121.90
35	BB	1436	U	C3'-C2'-C1'	5.26	105.71	101.50
35	BB	1481	C	C6-N1-C2	-5.26	118.19	120.30
37	BD	69	U	C6-N1-C1'	5.26	128.57	121.20
38	BE	6	A	P-O5'-C5'	-5.26	112.48	120.90
38	BE	57	U	O4'-C1'-N1	5.26	112.41	108.20
40	BG	86	U	C6-N1-C1'	-5.26	113.83	121.20
56	BW	49	ASN	CA-CB-CG	-5.26	101.82	113.40
60	Ba	116	GLN	CA-CB-CG	-5.26	101.82	113.40
69	Bj	77	ARG	N-CA-C	-5.26	96.79	111.00
85	AA	4	C	P-O3'-C3'	5.26	126.02	119.70
85	AA	415	G	O4'-C1'-N9	5.26	112.41	108.20
85	AA	800	A	C4-C5-C6	-5.26	114.37	117.00
85	AA	1644	G	N3-C4-N9	5.26	129.16	126.00
85	AA	2133	A	P-O3'-C3'	-5.26	113.38	119.70
34	BA	398	G	C5-N7-C8	-5.26	101.67	104.30
34	BA	1110	A	N7-C8-N9	-5.26	111.17	113.80
34	BA	1201	G	O5'-C5'-C4'	5.26	121.70	111.70

Continued on next page...

Continued from previous page...

Mol	Chain	Res	Type	Atoms	Z	Observed(°)	Ideal(°)
35	BB	1016	C	O4'-C4'-C3'	-5.26	98.74	104.00
35	BB	1093	C	C5'-C4'-C3'	-5.26	107.58	116.00
35	BB	1338	U	C1'-O4'-C4'	-5.26	105.69	109.90
77	Br	217	ARG	O-C-N	-5.26	114.28	122.70
85	AA	1098	C	C3'-C2'-C1'	-5.26	97.29	101.50
85	AA	1256	C	O5'-C5'-C4'	-5.26	101.70	111.70
85	AA	2080	U	P-O3'-C3'	5.26	126.02	119.70
85	AA	2200	A	C1'-O4'-C4'	-5.26	105.69	109.90
8	A7	81	PHE	CB-CG-CD1	5.26	124.48	120.80
34	BA	79	C	N1-C2-O2	5.26	122.06	118.90
34	BA	96	G	C5-N7-C8	-5.26	101.67	104.30
34	BA	117	C	O5'-P-OP1	5.26	117.01	110.70
34	BA	400	A	C1'-O4'-C4'	-5.26	105.69	109.90
34	BA	498	A	C5'-C4'-C3'	5.26	124.42	116.00
34	BA	569	C	O4'-C1'-N1	5.26	112.41	108.20
34	BA	758	G	C6-N1-C2	-5.26	121.94	125.10
34	BA	1030	C	P-O5'-C5'	-5.26	112.48	120.90
34	BA	1088	G	C5-C6-N1	5.26	114.13	111.50
34	BA	1321	A	O4'-C1'-N9	5.26	112.41	108.20
34	BA	1363	A	O5'-C5'-C4'	-5.26	101.70	111.70
34	BA	1372	C	C2'-C3'-O3'	5.26	122.12	113.70
35	BB	130	G	C1'-O4'-C4'	-5.26	105.69	109.90
35	BB	514	G	C3'-C2'-C1'	-5.26	97.29	101.50
35	BB	817	C	C3'-C2'-C1'	-5.26	97.29	101.50
35	BB	1114	A	C1'-O4'-C4'	-5.26	105.69	109.90
35	BB	1200	A	O4'-C1'-N9	5.26	112.41	108.20
36	BC	158	U	C3'-C2'-C1'	-5.26	97.29	101.50
38	BE	114	G	C5-C6-N1	5.26	114.13	111.50
38	BE	180	G	N3-C4-N9	-5.26	122.84	126.00
39	BF	24	G	O3'-P-O5'	5.26	114.00	104.00
40	BG	9	G	N3-C4-C5	-5.26	125.97	128.60
40	BG	147	U	C2-N3-C4	-5.26	123.84	127.00
41	BH	40	C	O3'-P-O5'	5.26	114.00	104.00
41	BH	127	A	O3'-P-O5'	-5.26	94.00	104.00
59	BZ	78	HIS	CA-CB-CG	-5.26	104.66	113.60
85	AA	130	G	N3-C2-N2	5.26	123.58	119.90
85	AA	856	G	O5'-C5'-C4'	5.26	121.70	111.70
13	AE	83	ARG	CD-NE-CZ	-5.26	116.24	123.60
34	BA	102	G	C5'-C4'-C3'	-5.26	107.58	116.00
34	BA	196	A	N7-C8-N9	-5.26	111.17	113.80
34	BA	458	G	N3-C2-N2	5.26	123.58	119.90
34	BA	535	G	C5-N7-C8	5.26	106.93	104.30

Continued on next page...

Continued from previous page...

Mol	Chain	Res	Type	Atoms	Z	Observed(°)	Ideal(°)
34	BA	558	C	C5'-C4'-O4'	5.26	115.41	109.10
34	BA	670	U	N1-C1'-C2'	-5.26	106.22	112.00
34	BA	768	G	C6-N1-C2	5.26	128.25	125.10
35	BB	804	U	O5'-P-OP1	5.26	117.01	110.70
38	BE	64	A	C3'-C2'-C1'	-5.26	97.29	101.50
39	BF	18	U	N1-C1'-C2'	-5.26	106.22	112.00
40	BG	150	A	C4'-C3'-C2'	5.26	107.86	102.60
40	BG	171	A	P-O3'-C3'	-5.26	113.39	119.70
47	BN	104	ARG	NE-CZ-NH2	5.26	122.93	120.30
71	Bl	101	ARG	NE-CZ-NH2	-5.26	117.67	120.30
85	AA	29	U	C2-N1-C1'	-5.26	111.39	117.70
85	AA	202	U	N3-C4-O4	5.26	123.08	119.40
85	AA	279	C	O4'-C1'-N1	5.26	112.41	108.20
85	AA	579	U	C3'-C2'-C1'	-5.26	97.29	101.50
85	AA	849	A	C4'-C3'-C2'	-5.26	97.34	102.60
85	AA	851	G	N1-C6-O6	5.26	123.06	119.90
85	AA	982	G	O4'-C1'-N9	5.26	112.41	108.20
85	AA	1441	G	O4'-C1'-N9	5.26	112.41	108.20
85	AA	2208	G	C2'-C3'-O3'	5.26	122.11	113.70
85	AA	2227	A	O4'-C1'-N9	5.26	112.41	108.20
27	AT	35	PRO	O-C-N	-5.26	114.26	123.20
34	BA	139	U	C5'-C4'-O4'	5.26	115.41	109.10
34	BA	1334	G	N1-C6-O6	5.26	123.06	119.90
34	BA	1591	G	O4'-C1'-N9	5.26	112.41	108.20
34	BA	1630	A	C6-N1-C2	-5.26	115.44	118.60
34	BA	1832	A	C4'-C3'-O3'	-5.26	98.36	109.40
71	Bl	118	THR	CA-CB-CG2	5.26	119.76	112.40
83	Bx	97	ARG	NE-CZ-NH1	5.26	122.93	120.30
34	BA	121	A	C6-N1-C2	5.26	121.75	118.60
34	BA	333	A	C5'-C4'-C3'	-5.26	107.59	116.00
34	BA	436	U	P-O3'-C3'	-5.26	113.39	119.70
34	BA	614	A	C4'-C3'-C2'	-5.26	97.34	102.60
34	BA	687	G	C4-N9-C1'	-5.26	119.67	126.50
34	BA	816	G	C6-C5-N7	-5.26	127.25	130.40
34	BA	1092	U	O4'-C1'-N1	5.26	112.41	108.20
34	BA	1566	G	C5'-C4'-C3'	-5.26	107.59	116.00
34	BA	1716	A	C5-C6-N6	5.26	127.91	123.70
35	BB	54	U	O5'-P-OP2	5.26	117.01	110.70
35	BB	813	C	C1'-O4'-C4'	-5.26	105.69	109.90
35	BB	999	G	C8-N9-C1'	5.26	133.83	127.00
35	BB	1119	G	C1'-O4'-C4'	-5.26	105.69	109.90
35	BB	1379	U	P-O5'-C5'	-5.26	112.49	120.90

Continued on next page...

Continued from previous page...

Mol	Chain	Res	Type	Atoms	Z	Observed(°)	Ideal(°)
38	BE	63	C	O5'-C5'-C4'	-5.26	101.71	111.70
65	Bf	298	THR	CA-CB-CG2	-5.26	105.04	112.40
85	AA	4	C	N3-C4-N4	5.26	121.68	118.00
85	AA	47	A	N3-C4-N9	5.26	131.61	127.40
85	AA	102	A	C8-N9-C4	5.26	107.90	105.80
85	AA	387	U	N3-C2-O2	-5.26	118.52	122.20
85	AA	483	G	C2-N3-C4	5.26	114.53	111.90
85	AA	606	A	C1'-O4'-C4'	-5.26	105.69	109.90
85	AA	751	C	O4'-C1'-C2'	-5.26	100.54	105.80
85	AA	1103	A	P-O3'-C3'	5.26	126.01	119.70
85	AA	1299	A	C8-N9-C1'	5.26	137.16	127.70
85	AA	1647	G	C5-C6-O6	5.26	131.75	128.60
25	AR	7	TYR	CA-CB-CG	-5.25	103.42	113.40
34	BA	495	A	N9-C1'-C2'	-5.25	106.22	112.00
34	BA	1706	A	O4'-C4'-C3'	-5.25	98.75	104.00
35	BB	524	C	P-O3'-C3'	-5.25	113.39	119.70
40	BG	44	G	N3-C2-N2	5.25	123.58	119.90
67	Bh	177	SER	N-CA-CB	5.25	118.38	110.50
79	Bt	38	ARG	NE-CZ-NH1	5.25	122.93	120.30
85	AA	118	C	P-O3'-C3'	-5.25	113.39	119.70
85	AA	303	A	N1-C6-N6	-5.25	115.45	118.60
85	AA	1463	A	O4'-C1'-N9	5.25	112.40	108.20
85	AA	1735	U	O4'-C1'-N1	5.25	112.40	108.20
85	AA	2109	G	C3'-C2'-C1'	-5.25	97.30	101.50
34	BA	68	A	N3-C4-N9	-5.25	123.20	127.40
34	BA	467	A	P-O5'-C5'	5.25	129.31	120.90
34	BA	540	G	O5'-C5'-C4'	-5.25	101.72	111.70
34	BA	1014	A	C2'-C3'-O3'	5.25	122.11	113.70
34	BA	1239	G	C5'-C4'-C3'	-5.25	107.59	116.00
34	BA	1346	U	C5'-C4'-C3'	-5.25	107.59	116.00
34	BA	1409	A	C5'-C4'-C3'	-5.25	107.59	116.00
34	BA	1721	U	N1-C2-N3	-5.25	111.75	114.90
34	BA	1834	A	P-O3'-C3'	-5.25	113.39	119.70
35	BB	367	C	C4'-C3'-C2'	-5.25	97.35	102.60
35	BB	650	A	C4-C5-C6	-5.25	114.37	117.00
35	BB	1046	C	P-O3'-C3'	-5.25	113.39	119.70
35	BB	1229	A	O4'-C1'-N9	5.25	112.40	108.20
36	BC	82	C	C4'-C3'-C2'	-5.25	97.35	102.60
37	BD	96	C	N3-C2-O2	-5.25	118.22	121.90
41	BH	113	G	O4'-C1'-C2'	5.25	112.33	107.60
53	BT	81	ARG	NE-CZ-NH2	5.25	122.93	120.30
85	AA	637	U	C6-N1-C1'	5.25	128.56	121.20

Continued on next page...

Continued from previous page...

Mol	Chain	Res	Type	Atoms	Z	Observed(°)	Ideal(°)
85	AA	1184	A	O4'-C1'-N9	5.25	112.40	108.20
34	BA	676	G	C1'-O4'-C4'	-5.25	105.70	109.90
34	BA	760	G	C8-N9-C1'	5.25	133.83	127.00
34	BA	1069	U	N1-C2-O2	5.25	126.48	122.80
34	BA	1083	A	C8-N9-C4	5.25	107.90	105.80
34	BA	1622	U	C4'-C3'-C2'	-5.25	97.35	102.60
35	BB	970	C	C6-N1-C2	-5.25	118.20	120.30
37	BD	77	A	C5'-C4'-O4'	5.25	115.40	109.10
49	BP	144	LEU	N-CA-CB	-5.25	99.90	110.40
65	Bf	322	ARG	N-CA-CB	5.25	120.05	110.60
84	By	59	PHE	CB-CG-CD2	-5.25	117.12	120.80
85	AA	109	G	C4'-C3'-C2'	5.25	107.85	102.60
85	AA	114	C	N1-C1'-C2'	-5.25	106.22	112.00
85	AA	196	U	C1'-O4'-C4'	-5.25	105.70	109.90
85	AA	1021	G	O4'-C1'-N9	5.25	112.40	108.20
85	AA	1292	A	C4-C5-C6	-5.25	114.37	117.00
85	AA	1518	A	C4-N9-C1'	-5.25	116.85	126.30
28	AU	100	CYS	CA-CB-SG	-5.25	104.55	114.00
34	BA	842	U	C5-C6-N1	-5.25	120.08	122.70
34	BA	985	C	N3-C2-O2	-5.25	118.22	121.90
34	BA	1305	A	N1-C2-N3	5.25	131.93	129.30
34	BA	1575	U	N3-C2-O2	-5.25	118.53	122.20
35	BB	399	A	C1'-O4'-C4'	-5.25	105.70	109.90
35	BB	1312	U	O5'-C5'-C4'	-5.25	101.72	111.70
85	AA	565	G	C1'-O4'-C4'	-5.25	105.70	109.90
85	AA	741	G	N1-C6-O6	-5.25	116.75	119.90
85	AA	966	G	O4'-C1'-N9	5.25	112.40	108.20
85	AA	1441	G	O5'-P-OP2	-5.25	100.97	105.70
85	AA	1996	A	N3-C4-N9	-5.25	123.20	127.40
86	AB	34	G	N1-C6-O6	5.25	123.05	119.90
3	A2	145	ARG	CD-NE-CZ	-5.25	116.25	123.60
4	A3	145	ARG	NE-CZ-NH1	5.25	122.92	120.30
34	BA	102	G	C8-N9-C4	-5.25	104.30	106.40
34	BA	357	A	N9-C1'-C2'	-5.25	106.23	112.00
34	BA	398	G	C2-N3-C4	5.25	114.52	111.90
34	BA	688	G	C5'-C4'-O4'	5.25	115.40	109.10
34	BA	785	G	C4-N9-C1'	-5.25	119.68	126.50
34	BA	1259	C	N3-C2-O2	-5.25	118.23	121.90
34	BA	1585	A	C2-N3-C4	-5.25	107.98	110.60
34	BA	1621	U	P-O3'-C3'	-5.25	113.40	119.70
35	BB	109	U	O5'-C5'-C4'	-5.25	101.73	111.70
35	BB	696	G	C8-N9-C1'	5.25	133.82	127.00

Continued on next page...

Continued from previous page...

Mol	Chain	Res	Type	Atoms	Z	Observed(°)	Ideal(°)
35	BB	1128	U	C6-N1-C1'	5.25	128.55	121.20
35	BB	1375	G	C4-N9-C1'	-5.25	119.68	126.50
37	BD	94	C	C2-N1-C1'	5.25	124.57	118.80
38	BE	92	C	O3'-P-O5'	5.25	113.97	104.00
51	BR	4	TYR	N-CA-C	5.25	125.17	111.00
77	Br	269	SER	N-CA-CB	5.25	118.37	110.50
85	AA	418	G	C5-C6-N1	5.25	114.12	111.50
85	AA	462	A	N1-C6-N6	-5.25	115.45	118.60
85	AA	517	A	C3'-C2'-C1'	5.25	105.70	101.50
85	AA	521	A	N9-C1'-C2'	-5.25	106.23	112.00
85	AA	1517	G	C3'-C2'-C1'	-5.25	97.30	101.50
85	AA	1780	A	O4'-C1'-N9	5.25	112.40	108.20
85	AA	1905	A	P-O5'-C5'	5.25	129.30	120.90
85	AA	2083	G	N3-C4-C5	-5.25	125.98	128.60
34	BA	579	U	C5-C6-N1	-5.25	120.08	122.70
34	BA	600	G	C4'-C3'-C2'	-5.25	97.35	102.60
34	BA	689	C	C6-N1-C2	-5.25	118.20	120.30
34	BA	851	C	C2-N1-C1'	-5.25	113.03	118.80
34	BA	993	C	C5'-C4'-O4'	5.25	115.39	109.10
34	BA	1201	G	P-O3'-C3'	-5.25	113.40	119.70
34	BA	1260	G	N9-C1'-C2'	-5.25	106.23	112.00
35	BB	782	A	C8-N9-C4	-5.25	103.70	105.80
35	BB	1255	U	N1-C2-N3	5.25	118.05	114.90
35	BB	1312	U	C2-N1-C1'	-5.25	111.41	117.70
35	BB	1476	C	N1-C2-O2	5.25	122.05	118.90
37	BD	44	U	O4'-C1'-N1	5.25	112.40	108.20
38	BE	144	A	C4-N9-C1'	-5.25	116.86	126.30
39	BF	16	C	O5'-P-OP1	5.25	117.00	110.70
41	BH	128	G	N7-C8-N9	-5.25	110.48	113.10
62	Bc	84	PRO	CA-N-CD	-5.25	104.16	111.50
85	AA	527	A	C5'-C4'-C3'	-5.25	107.61	116.00
85	AA	1451	U	C6-N1-C2	-5.25	117.85	121.00
85	AA	1538	C	C2-N1-C1'	-5.25	113.03	118.80
85	AA	1542	A	C5-C6-N1	5.25	120.32	117.70
85	AA	2210	C	C5'-C4'-O4'	-5.25	102.80	109.10
34	BA	25	C	N3-C2-O2	-5.25	118.23	121.90
34	BA	182	U	C6-N1-C1'	5.25	128.54	121.20
35	BB	746	A	P-O5'-C5'	-5.25	112.51	120.90
36	BC	32	U	C5'-C4'-O4'	5.25	115.39	109.10
38	BE	170	U	C6-N1-C2	-5.25	117.85	121.00
71	Bl	52	HIS	N-CA-CB	5.25	120.04	110.60
85	AA	5	U	O5'-C5'-C4'	-5.25	101.73	111.70

Continued on next page...

Continued from previous page...

Mol	Chain	Res	Type	Atoms	Z	Observed(°)	Ideal(°)
85	AA	246	C	C2-N1-C1'	-5.25	113.03	118.80
85	AA	451	G	C8-N9-C1'	5.25	133.82	127.00
85	AA	746	G	C1'-O4'-C4'	-5.25	105.70	109.90
85	AA	1189	A	N1-C6-N6	5.25	121.75	118.60
85	AA	2036	A	C4-C5-C6	5.25	119.62	117.00
85	AA	2155	U	C5-C6-N1	5.25	125.32	122.70
85	AA	2219	G	O4'-C1'-N9	5.25	112.40	108.20
25	AR	75	HIS	N-CA-CB	5.24	120.04	110.60
34	BA	66	C	O4'-C1'-N1	5.24	112.40	108.20
34	BA	79	C	C2-N1-C1'	-5.24	113.03	118.80
34	BA	859	G	C4'-C3'-C2'	-5.24	97.36	102.60
34	BA	1119	A	N9-C1'-C2'	-5.24	106.23	112.00
34	BA	1629	A	C8-N9-C4	-5.24	103.70	105.80
34	BA	1647	G	N7-C8-N9	-5.24	110.48	113.10
34	BA	1738	G	C1'-O4'-C4'	-5.24	105.71	109.90
35	BB	149	A	O4'-C1'-N9	5.24	112.39	108.20
35	BB	425	G	C4'-C3'-C2'	-5.24	97.36	102.60
35	BB	620	G	P-O5'-C5'	-5.24	112.51	120.90
35	BB	1157	G	C1'-O4'-C4'	-5.24	105.71	109.90
35	BB	1204	C	C5-C4-N4	-5.24	116.53	120.20
35	BB	1491	G	O3'-P-O5'	-5.24	94.04	104.00
35	BB	1519	U	N1-C1'-C2'	-5.24	106.23	112.00
36	BC	24	G	O5'-C5'-C4'	-5.24	101.74	111.70
37	BD	36	C	N3-C2-O2	-5.24	118.23	121.90
39	BF	31	U	P-O5'-C5'	-5.24	112.51	120.90
62	Bc	142	ARG	NE-CZ-NH1	5.24	122.92	120.30
85	AA	352	G	O4'-C1'-C2'	5.24	112.32	107.60
85	AA	818	C	C4'-C3'-C2'	-5.24	97.36	102.60
85	AA	1031	G	O4'-C1'-N9	5.24	112.39	108.20
85	AA	1199	C	O4'-C1'-N1	5.24	112.39	108.20
85	AA	1801	U	P-O5'-C5'	5.24	129.29	120.90
86	AB	21	A	C8-N9-C1'	5.24	137.14	127.70
7	A6	56	ARG	NH1-CZ-NH2	-5.24	113.63	119.40
23	AP	225	PHE	CB-CG-CD2	-5.24	117.13	120.80
34	BA	64	A	O3'-P-O5'	5.24	113.96	104.00
34	BA	166	G	C5-C6-O6	-5.24	125.45	128.60
35	BB	382	U	C6-N1-C1'	5.24	128.54	121.20
35	BB	817	C	C6-N1-C2	-5.24	118.20	120.30
35	BB	1399	A	N9-C4-C5	-5.24	103.70	105.80
37	BD	16	U	P-O5'-C5'	5.24	129.29	120.90
37	BD	25	G	C2'-C3'-O3'	5.24	122.09	113.70
38	BE	62	C	C1'-O4'-C4'	-5.24	105.71	109.90

Continued on next page...

Continued from previous page...

Mol	Chain	Res	Type	Atoms	Z	Observed(°)	Ideal(°)
39	BF	34	C	C5'-C4'-O4'	-5.24	102.81	109.10
41	BH	25	A	C4-C5-C6	-5.24	114.38	117.00
48	BO	23	ASP	N-CA-CB	-5.24	101.17	110.60
85	AA	150	U	N3-C4-C5	-5.24	111.45	114.60
85	AA	2228	G	O5'-C5'-C4'	-5.24	101.74	111.70
1	A0	42	GLN	CB-CG-CD	5.24	125.22	111.60
33	AZ	49	ARG	NE-CZ-NH1	5.24	122.92	120.30
34	BA	61	G	C8-N9-C4	-5.24	104.30	106.40
34	BA	99	G	O4'-C1'-N9	5.24	112.39	108.20
34	BA	133	A	C5-N7-C8	-5.24	101.28	103.90
34	BA	217	C	P-O3'-C3'	-5.24	113.41	119.70
34	BA	660	C	C5'-C4'-C3'	5.24	124.38	116.00
34	BA	854	A	O4'-C4'-C3'	-5.24	98.76	104.00
34	BA	867	C	C4'-C3'-C2'	5.24	107.84	102.60
34	BA	1493	U	C6-N1-C2	-5.24	117.86	121.00
34	BA	1605	G	P-O5'-C5'	5.24	129.29	120.90
35	BB	649	A	O4'-C1'-N9	5.24	112.39	108.20
35	BB	651	G	C5-N7-C8	-5.24	101.68	104.30
38	BE	85	G	N1-C6-O6	5.24	123.04	119.90
38	BE	138	U	O3'-P-O5'	-5.24	94.04	104.00
49	BP	48	ARG	N-CA-C	-5.24	96.85	111.00
61	Bb	52	TYR	CB-CG-CD1	5.24	124.14	121.00
69	Bj	5	ARG	N-CA-C	-5.24	96.85	111.00
34	BA	228	A	C4'-C3'-O3'	-5.24	98.40	109.40
34	BA	263	G	O4'-C1'-C2'	-5.24	100.56	105.80
34	BA	749	G	N1-C6-O6	5.24	123.04	119.90
34	BA	1611	A	C6-N1-C2	-5.24	115.46	118.60
34	BA	1802	C	N3-C2-O2	-5.24	118.23	121.90
35	BB	534	C	C5-C6-N1	5.24	123.62	121.00
35	BB	835	C	C2-N1-C1'	5.24	124.56	118.80
35	BB	971	A	O3'-P-O5'	-5.24	94.05	104.00
35	BB	1504	U	O5'-C5'-C4'	5.24	121.65	111.70
36	BC	46	G	C5'-C4'-C3'	-5.24	107.62	116.00
36	BC	120	G	O4'-C1'-C2'	5.24	112.31	107.60
37	BD	76	U	N3-C4-O4	5.24	123.07	119.40
39	BF	27	G	C5-C6-O6	-5.24	125.46	128.60
40	BG	14	G	O4'-C4'-C3'	-5.24	98.76	104.00
40	BG	14	G	P-O5'-C5'	-5.24	112.52	120.90
85	AA	408	C	N3-C4-N4	-5.24	114.33	118.00
85	AA	443	A	C4'-C3'-O3'	-5.24	98.40	109.40
85	AA	537	G	N9-C4-C5	-5.24	103.31	105.40
85	AA	1680	U	O4'-C1'-N1	5.24	112.39	108.20

Continued on next page...

Continued from previous page...

Mol	Chain	Res	Type	Atoms	Z	Observed(°)	Ideal(°)
85	AA	2096	G	N3-C4-C5	-5.24	125.98	128.60
34	BA	281	C	N1-C2-O2	5.24	122.04	118.90
34	BA	1297	G	C5'-C4'-C3'	-5.24	107.62	116.00
34	BA	1433	U	N1-C1'-C2'	-5.24	106.24	112.00
35	BB	485	U	O4'-C1'-C2'	5.24	112.31	107.60
35	BB	541	U	N3-C4-O4	5.24	123.07	119.40
40	BG	41	U	N1-C2-O2	5.24	126.47	122.80
63	Bd	8	THR	N-CA-CB	5.24	120.25	110.30
85	AA	1903	G	N9-C1'-C2'	-5.24	106.24	112.00
2	A1	45	ILE	CA-CB-CG1	5.24	120.95	111.00
34	BA	246	G	N1-C6-O6	-5.24	116.76	119.90
34	BA	648	C	P-O3'-C3'	-5.24	113.42	119.70
34	BA	764	G	N1-C6-O6	-5.24	116.76	119.90
34	BA	875	G	C8-N9-C1'	5.24	133.81	127.00
34	BA	1015	G	O3'-P-O5'	-5.24	94.05	104.00
34	BA	1528	U	C2-N1-C1'	-5.24	111.42	117.70
34	BA	1596	C	C5-C6-N1	-5.24	118.38	121.00
34	BA	1740	U	O4'-C1'-N1	5.24	112.39	108.20
34	BA	1817	G	OP1-P-OP2	-5.24	111.75	119.60
36	BC	113	G	O3'-P-O5'	-5.24	94.05	104.00
40	BG	147	U	C5'-C4'-C3'	-5.24	107.62	116.00
41	BH	103	C	C6-N1-C2	-5.24	118.21	120.30
69	Bj	53	ARG	NE-CZ-NH1	5.24	122.92	120.30
85	AA	492	C	C3'-C2'-C1'	-5.24	97.31	101.50
85	AA	492	C	C4'-C3'-C2'	-5.24	97.36	102.60
85	AA	574	U	C5'-C4'-O4'	5.24	115.38	109.10
85	AA	583	U	OP2-P-O3'	5.24	116.72	105.20
85	AA	619	A	N9-C1'-C2'	-5.24	106.24	112.00
85	AA	640	C	C6-N1-C2	-5.24	118.21	120.30
85	AA	768	C	C2-N3-C4	-5.24	117.28	119.90
85	AA	1009	G	C5-C6-O6	-5.24	125.46	128.60
85	AA	2130	G	N9-C1'-C2'	-5.24	106.24	112.00
85	AA	2154	C	P-O3'-C3'	5.24	125.98	119.70
34	BA	551	U	N3-C4-O4	-5.23	115.74	119.40
34	BA	1065	U	N3-C2-O2	-5.23	118.54	122.20
34	BA	1150	A	C8-N9-C4	-5.23	103.71	105.80
35	BB	60	A	N9-C1'-C2'	-5.23	106.24	112.00
35	BB	472	C	N1-C2-N3	5.23	122.86	119.20
36	BC	114	C	C5'-C4'-O4'	5.23	115.38	109.10
38	BE	62	C	O5'-C5'-C4'	-5.23	101.76	111.70
38	BE	63	C	C5-C6-N1	-5.23	118.38	121.00
38	BE	170	U	N1-C2-N3	-5.23	111.76	114.90

Continued on next page...

Continued from previous page...

Mol	Chain	Res	Type	Atoms	Z	Observed(°)	Ideal(°)
40	BG	111	C	C5'-C4'-C3'	5.23	124.38	116.00
40	BG	177	U	C5'-C4'-C3'	5.23	124.37	116.00
54	BU	12	ARG	NH1-CZ-NH2	-5.23	113.64	119.40
85	AA	537	G	O4'-C1'-C2'	5.23	112.31	107.60
85	AA	659	A	P-O3'-C3'	-5.23	113.42	119.70
85	AA	1150	G	O4'-C1'-C2'	5.23	112.31	107.60
85	AA	1170	C	N3-C4-N4	-5.23	114.34	118.00
85	AA	2058	C	P-O3'-C3'	-5.23	113.42	119.70
34	BA	21	C	C4'-C3'-C2'	-5.23	97.37	102.60
34	BA	117	C	C6-N1-C2	5.23	122.39	120.30
34	BA	191	G	O4'-C1'-N9	5.23	112.39	108.20
34	BA	232	U	N1-C1'-C2'	-5.23	106.24	112.00
34	BA	765	U	N1-C2-N3	5.23	118.04	114.90
34	BA	1093	G	P-O3'-C3'	-5.23	113.42	119.70
34	BA	1702	G	C5'-C4'-C3'	-5.23	107.63	116.00
35	BB	404	A	O5'-C5'-C4'	-5.23	101.76	111.70
35	BB	645	C	N3-C2-O2	-5.23	118.24	121.90
40	BG	62	C	N1-C2-N3	5.23	122.86	119.20
40	BG	152	G	N1-C6-O6	-5.23	116.76	119.90
41	BH	34	G	C6-N1-C2	-5.23	121.96	125.10
47	BN	174	PRO	N-CA-C	5.23	125.70	112.10
85	AA	657	C	C5'-C4'-C3'	-5.23	107.63	116.00
85	AA	1211	C	O4'-C1'-N1	5.23	112.39	108.20
85	AA	1543	C	N3-C2-O2	-5.23	118.24	121.90
8	A7	74	ALA	N-CA-C	-5.23	96.88	111.00
24	AQ	59	LYS	CB-CA-C	-5.23	99.94	110.40
34	BA	128	C	O4'-C1'-C2'	5.23	112.31	107.60
34	BA	501	U	C2-N3-C4	-5.23	123.86	127.00
34	BA	1103	G	N7-C8-N9	-5.23	110.48	113.10
34	BA	1248	A	N1-C6-N6	-5.23	115.46	118.60
35	BB	25	A	C6-C5-N7	5.23	135.96	132.30
35	BB	68	G	C2'-C3'-O3'	5.23	122.07	113.70
35	BB	815	G	N7-C8-N9	-5.23	110.48	113.10
35	BB	842	G	C3'-C2'-C1'	-5.23	97.31	101.50
35	BB	870	C	C6-N1-C1'	-5.23	114.52	120.80
35	BB	1098	G	C4-C5-C6	-5.23	115.66	118.80
37	BD	70	C	N3-C2-O2	-5.23	118.24	121.90
37	BD	118	C	C6-N1-C1'	5.23	127.08	120.80
38	BE	117	A	O4'-C1'-N9	5.23	112.39	108.20
38	BE	123	A	C5-N7-C8	-5.23	101.28	103.90
39	BF	11	C	OP1-P-O3'	5.23	116.71	105.20
40	BG	16	G	C4-C5-N7	-5.23	108.71	110.80

Continued on next page...

Continued from previous page...

Mol	Chain	Res	Type	Atoms	Z	Observed(°)	Ideal(°)
50	BQ	66	ARG	NE-CZ-NH2	5.23	122.92	120.30
67	Bh	121	LYS	CA-C-N	-5.23	105.69	117.20
71	Bl	53	GLY	C-N-CA	5.23	134.78	121.70
85	AA	483	G	N1-C6-O6	-5.23	116.76	119.90
85	AA	567	G	O4'-C1'-N9	5.23	112.38	108.20
85	AA	584	G	N9-C1'-C2'	-5.23	106.25	112.00
85	AA	655	U	C4-C5-C6	-5.23	116.56	119.70
85	AA	655	U	C5-C6-N1	-5.23	120.08	122.70
85	AA	674	U	O5'-C5'-C4'	-5.23	101.76	111.70
85	AA	839	C	C5'-C4'-C3'	-5.23	107.63	116.00
85	AA	942	A	C5'-C4'-O4'	5.23	115.38	109.10
85	AA	1117	G	C5-C6-N1	5.23	114.12	111.50
85	AA	1258	U	C2-N3-C4	-5.23	123.86	127.00
85	AA	2050	C	C3'-C2'-C1'	-5.23	97.32	101.50
85	AA	2101	C	P-O3'-C3'	-5.23	113.42	119.70
86	AB	61	C	C4'-C3'-C2'	-5.23	97.37	102.60
34	BA	1456	C	O4'-C1'-C2'	5.23	112.31	107.60
34	BA	1481	U	C1'-O4'-C4'	-5.23	105.72	109.90
35	BB	1175	A	N1-C6-N6	-5.23	115.46	118.60
37	BD	16	U	O4'-C1'-C2'	5.23	112.31	107.60
85	AA	1547	G	C5-C6-O6	5.23	131.74	128.60
85	AA	2215	C	N1-C2-N3	5.23	122.86	119.20
34	BA	145	U	C4-C5-C6	-5.23	116.56	119.70
34	BA	531	C	N1-C1'-C2'	-5.23	106.25	112.00
34	BA	533	U	C5-C6-N1	-5.23	120.09	122.70
34	BA	788	C	O4'-C1'-C2'	5.23	112.30	107.60
34	BA	1138	C	O4'-C1'-N1	5.23	112.38	108.20
34	BA	1219	G	P-O3'-C3'	-5.23	113.43	119.70
34	BA	1434	U	C3'-C2'-C1'	5.23	105.68	101.50
35	BB	265	C	P-O3'-C3'	-5.23	113.43	119.70
35	BB	697	G	C5-C6-O6	-5.23	125.46	128.60
35	BB	1424	G	C8-N9-C4	5.23	108.49	106.40
37	BD	47	U	O4'-C4'-C3'	-5.23	98.77	104.00
40	BG	71	C	N1-C1'-C2'	-5.23	106.25	112.00
85	AA	36	U	C4'-C3'-C2'	5.23	107.83	102.60
85	AA	165	C	N1-C2-O2	5.23	122.04	118.90
85	AA	1018	G	C5-C6-O6	-5.23	125.46	128.60
85	AA	1220	A	N1-C6-N6	-5.23	115.46	118.60
85	AA	1292	A	N9-C4-C5	-5.23	103.71	105.80
85	AA	2048	C	N1-C2-O2	5.23	122.04	118.90
11	AC	90	THR	CA-CB-CG2	-5.23	105.08	112.40
34	BA	182	U	O4'-C1'-N1	5.23	112.38	108.20

Continued on next page...

Continued from previous page...

Mol	Chain	Res	Type	Atoms	Z	Observed(°)	Ideal(°)
34	BA	670	U	C5-C6-N1	-5.23	120.09	122.70
34	BA	848	U	OP1-P-O3'	5.23	116.70	105.20
34	BA	1824	U	O4'-C1'-N1	5.23	112.38	108.20
35	BB	586	U	C5'-C4'-O4'	5.23	115.37	109.10
85	AA	259	A	C8-N9-C1'	5.23	137.11	127.70
85	AA	279	C	C6-N1-C2	-5.23	118.21	120.30
85	AA	1098	C	O4'-C1'-N1	5.23	112.38	108.20
85	AA	2195	A	C4-N9-C1'	-5.23	116.89	126.30
34	BA	184	C	P-O3'-C3'	-5.22	113.43	119.70
34	BA	421	G	C4-N9-C1'	-5.22	119.71	126.50
34	BA	1610	A	C8-N9-C1'	5.22	137.10	127.70
34	BA	1819	U	O4'-C1'-N1	5.22	112.38	108.20
35	BB	443	A	P-O3'-C3'	5.22	125.97	119.70
35	BB	586	U	C6-N1-C1'	5.22	128.51	121.20
35	BB	688	U	O3'-P-O5'	5.22	113.93	104.00
35	BB	873	C	N3-C2-O2	-5.22	118.24	121.90
35	BB	1341	U	C4'-C3'-C2'	-5.22	97.38	102.60
37	BD	24	U	C2'-C3'-O3'	5.22	122.06	113.70
38	BE	119	U	O4'-C1'-N1	5.22	112.38	108.20
39	BF	31	U	C5'-C4'-O4'	5.22	115.37	109.10
40	BG	23	C	O4'-C1'-N1	5.22	112.38	108.20
50	BQ	57	ARG	NE-CZ-NH2	-5.22	117.69	120.30
55	BV	50	TYR	CB-CG-CD1	5.22	124.13	121.00
85	AA	109	G	N9-C4-C5	5.22	107.49	105.40
85	AA	806	G	P-O3'-C3'	-5.22	113.43	119.70
85	AA	964	C	O5'-C5'-C4'	5.22	121.63	111.70
85	AA	1846	G	N1-C2-N2	-5.22	111.50	116.20
85	AA	2124	G	C5-C6-N1	5.22	114.11	111.50
85	AA	2124	G	N9-C1'-C2'	-5.22	106.25	112.00
85	AA	2198	G	O4'-C1'-N9	5.22	112.38	108.20
85	AA	2237	G	P-O5'-C5'	5.22	129.26	120.90
28	AU	78	SER	N-CA-CB	5.22	118.33	110.50
34	BA	240	C	P-O3'-C3'	-5.22	113.43	119.70
34	BA	1615	A	O4'-C1'-N9	5.22	112.38	108.20
35	BB	528	G	C2-N3-C4	-5.22	109.29	111.90
35	BB	778	A	N1-C6-N6	5.22	121.73	118.60
35	BB	1293	C	O4'-C1'-N1	5.22	112.38	108.20
61	Bb	10	HIS	CA-CB-CG	-5.22	104.72	113.60
85	AA	38	C	P-O3'-C3'	-5.22	113.43	119.70
85	AA	126	U	O4'-C4'-C3'	-5.22	98.78	104.00
85	AA	370	A	N1-C6-N6	-5.22	115.47	118.60
85	AA	413	G	C4'-C3'-C2'	-5.22	97.38	102.60

Continued on next page...

Continued from previous page...

Mol	Chain	Res	Type	Atoms	Z	Observed(°)	Ideal(°)
85	AA	835	C	C5-C4-N4	5.22	123.86	120.20
85	AA	878	U	N1-C1'-C2'	-5.22	106.25	112.00
85	AA	1544	G	C5'-C4'-O4'	5.22	115.37	109.10
85	AA	1617	G	N1-C6-O6	5.22	123.03	119.90
85	AA	1685	G	C5'-C4'-C3'	-5.22	107.64	116.00
85	AA	1930	U	C4'-C3'-C2'	-5.22	97.38	102.60
34	BA	607	C	C5'-C4'-O4'	5.22	115.36	109.10
34	BA	963	G	N9-C1'-C2'	-5.22	106.26	112.00
34	BA	1284	G	C4-N9-C1'	-5.22	119.71	126.50
34	BA	1729	G	C3'-C2'-C1'	5.22	105.68	101.50
35	BB	813	C	N3-C2-O2	-5.22	118.25	121.90
35	BB	1516	C	P-O5'-C5'	-5.22	112.55	120.90
38	BE	10	G	OP1-P-OP2	-5.22	111.77	119.60
38	BE	97	G	C1'-O4'-C4'	-5.22	105.72	109.90
40	BG	60	A	N1-C6-N6	5.22	121.73	118.60
40	BG	127	G	N1-C2-N2	-5.22	111.50	116.20
85	AA	436	G	N7-C8-N9	-5.22	110.49	113.10
85	AA	456	A	C8-N9-C1'	5.22	137.10	127.70
85	AA	787	U	O5'-C5'-C4'	-5.22	101.78	111.70
17	AI	47	ARG	NE-CZ-NH1	5.22	122.91	120.30
34	BA	448	U	C2-N1-C1'	-5.22	111.44	117.70
34	BA	979	G	C3'-C2'-C1'	-5.22	97.33	101.50
34	BA	1223	C	C2-N1-C1'	5.22	124.54	118.80
34	BA	1263	A	C5'-C4'-O4'	5.22	115.36	109.10
34	BA	1412	G	N3-C4-N9	5.22	129.13	126.00
35	BB	106	A	N9-C1'-C2'	-5.22	106.26	112.00
35	BB	752	A	C4-C5-C6	-5.22	114.39	117.00
35	BB	1109	A	P-O5'-C5'	5.22	129.25	120.90
35	BB	1221	G	C4-N9-C1'	-5.22	119.71	126.50
35	BB	1410	G	C3'-C2'-C1'	-5.22	97.32	101.50
37	BD	31	U	C2-N1-C1'	-5.22	111.44	117.70
37	BD	78	C	N3-C2-O2	-5.22	118.25	121.90
38	BE	1	U	C1'-O4'-C4'	-5.22	105.72	109.90
40	BG	21	C	C4-C5-C6	5.22	120.01	117.40
40	BG	123	C	C5'-C4'-C3'	-5.22	107.65	116.00
41	BH	67	G	C4'-C3'-C2'	-5.22	97.38	102.60
47	BN	12	HIS	CA-CB-CG	-5.22	104.73	113.60
56	BW	13	PHE	N-CA-C	-5.22	96.91	111.00
60	Ba	101	ALA	N-CA-C	-5.22	96.91	111.00
65	Bf	127	VAL	CB-CA-C	-5.22	101.48	111.40
66	Bg	81	TYR	CB-CG-CD1	-5.22	117.87	121.00
85	AA	93	G	P-O3'-C3'	-5.22	113.44	119.70

Continued on next page...

Continued from previous page...

Mol	Chain	Res	Type	Atoms	Z	Observed(°)	Ideal(°)
85	AA	102	A	N9-C1'-C2'	-5.22	106.26	112.00
85	AA	362	G	O4'-C1'-C2'	5.22	112.30	107.60
85	AA	1978	G	C4-C5-N7	5.22	112.89	110.80
85	AA	2001	C	C2'-C3'-O3'	5.22	122.05	113.70
23	AP	69	MET	CG-SD-CE	-5.22	91.85	100.20
34	BA	12	G	C5-C6-N1	5.22	114.11	111.50
34	BA	886	G	C3'-C2'-C1'	-5.22	97.33	101.50
34	BA	1182	U	O4'-C4'-C3'	-5.22	98.78	104.00
34	BA	1542	A	O4'-C1'-C2'	5.22	112.30	107.60
34	BA	1826	C	N3-C2-O2	-5.22	118.25	121.90
35	BB	22	A	O5'-P-OP1	5.22	116.96	110.70
41	BH	51	C	C6-N1-C1'	5.22	127.06	120.80
47	BN	63	VAL	CA-CB-CG2	5.22	118.73	110.90
62	Bc	28	SER	N-CA-C	5.22	125.09	111.00
85	AA	197	C	N3-C4-N4	5.22	121.65	118.00
85	AA	2229	G	N9-C1'-C2'	5.22	120.78	114.00
15	AG	130	ARG	NE-CZ-NH1	5.22	122.91	120.30
34	BA	355	U	O4'-C1'-N1	5.22	112.37	108.20
34	BA	697	A	C8-N9-C4	-5.22	103.71	105.80
34	BA	1247	G	C5-C6-O6	-5.22	125.47	128.60
34	BA	1323	G	P-O5'-C5'	5.22	129.25	120.90
35	BB	75	A	C4-N9-C1'	-5.22	116.91	126.30
35	BB	608	A	C5-C6-N1	5.22	120.31	117.70
35	BB	685	G	P-O5'-C5'	-5.22	112.56	120.90
35	BB	692	G	C1'-O4'-C4'	-5.22	105.73	109.90
35	BB	1035	C	N3-C2-O2	-5.22	118.25	121.90
35	BB	1357	C	C2-N3-C4	5.22	122.51	119.90
35	BB	1493	A	C5'-C4'-C3'	5.22	124.34	116.00
37	BD	109	U	O5'-C5'-C4'	-5.22	101.79	111.70
39	BF	57	C	C2-N3-C4	-5.22	117.29	119.90
40	BG	109	C	C5-C6-N1	-5.22	118.39	121.00
41	BH	18	C	C5'-C4'-C3'	-5.22	107.66	116.00
49	BP	134	LYS	N-CA-CB	5.22	119.99	110.60
63	Bd	50	ASN	N-CA-C	5.22	125.08	111.00
67	Bh	9	LYS	N-CA-CB	-5.22	101.21	110.60
84	By	127	ASP	CA-C-N	-5.22	105.72	117.20
84	By	138	VAL	CB-CA-C	5.22	121.31	111.40
85	AA	244	G	P-O5'-C5'	5.22	129.25	120.90
85	AA	394	C	N3-C4-C5	5.22	123.99	121.90
85	AA	743	C	C6-N1-C1'	5.22	127.06	120.80
85	AA	812	C	P-O5'-C5'	-5.22	112.55	120.90
85	AA	1248	U	C2-N1-C1'	-5.22	111.44	117.70

Continued on next page...

Continued from previous page...

Mol	Chain	Res	Type	Atoms	Z	Observed(°)	Ideal(°)
85	AA	1854	U	O4'-C1'-N1	5.22	112.37	108.20
85	AA	2095	U	N1-C2-O2	5.22	126.45	122.80
34	BA	171	U	C5-C6-N1	-5.21	120.09	122.70
34	BA	695	A	C6-N1-C2	-5.21	115.47	118.60
34	BA	1027	C	C3'-C2'-C1'	-5.21	97.33	101.50
34	BA	1099	U	C5'-C4'-O4'	5.21	115.36	109.10
34	BA	1277	G	O5'-C5'-C4'	-5.21	101.79	111.70
34	BA	1386	G	C5-C6-O6	-5.21	125.47	128.60
34	BA	1469	G	N3-C2-N2	5.21	123.55	119.90
34	BA	1640	G	C5-C6-N1	5.21	114.11	111.50
34	BA	1692	U	C5'-C4'-C3'	-5.21	107.66	116.00
34	BA	1800	G	C8-N9-C1'	-5.21	120.22	127.00
34	BA	1824	U	P-O3'-C3'	-5.21	113.44	119.70
34	BA	1842	U	C5'-C4'-O4'	5.21	115.36	109.10
35	BB	599	U	C1'-O4'-C4'	-5.21	105.73	109.90
35	BB	718	G	P-O3'-C3'	-5.21	113.44	119.70
35	BB	1133	C	C2'-C3'-O3'	5.21	122.04	113.70
35	BB	1509	G	C4-N9-C1'	-5.21	119.72	126.50
36	BC	116	C	C5'-C4'-C3'	-5.21	107.66	116.00
36	BC	120	G	C5-N7-C8	-5.21	101.69	104.30
40	BG	176	G	O4'-C1'-C2'	5.21	112.29	107.60
85	AA	97	A	C5-C6-N6	-5.21	119.53	123.70
85	AA	516	G	C5-C6-N1	5.21	114.11	111.50
85	AA	730	G	C4'-C3'-C2'	-5.21	97.39	102.60
85	AA	884	A	N1-C2-N3	-5.21	126.69	129.30
85	AA	1463	A	C8-N9-C4	-5.21	103.71	105.80
34	BA	177	G	C5-C6-N1	5.21	114.11	111.50
34	BA	191	G	N1-C2-N2	-5.21	111.51	116.20
34	BA	212	A	N7-C8-N9	-5.21	111.19	113.80
34	BA	589	A	P-O5'-C5'	-5.21	112.56	120.90
35	BB	60	A	O3'-P-O5'	5.21	113.90	104.00
35	BB	285	C	O4'-C1'-N1	5.21	112.37	108.20
35	BB	301	G	O4'-C1'-N9	5.21	112.37	108.20
35	BB	1495	U	C5-C4-O4	-5.21	122.77	125.90
40	BG	104	A	C3'-C2'-C1'	-5.21	97.33	101.50
40	BG	166	C	O5'-P-OP2	-5.21	101.01	105.70
85	AA	285	C	C3'-C2'-C1'	-5.21	97.33	101.50
85	AA	682	C	C2'-C3'-O3'	5.21	122.04	113.70
85	AA	1017	G	O4'-C1'-N9	5.21	112.37	108.20
20	AL	91	VAL	N-CA-C	-5.21	96.93	111.00
34	BA	248	G	O5'-C5'-C4'	5.21	121.60	111.70
34	BA	617	G	C4-N9-C1'	-5.21	119.72	126.50

Continued on next page...

Continued from previous page...

Mol	Chain	Res	Type	Atoms	Z	Observed(°)	Ideal(°)
34	BA	745	A	C6-N1-C2	-5.21	115.47	118.60
34	BA	751	A	C3'-C2'-C1'	-5.21	97.33	101.50
34	BA	887	U	C6-N1-C1'	5.21	128.50	121.20
34	BA	943	G	C3'-C2'-C1'	-5.21	97.33	101.50
34	BA	1520	A	N9-C1'-C2'	-5.21	106.27	112.00
34	BA	1540	C	N1-C2-N3	5.21	122.85	119.20
34	BA	1549	U	P-O5'-C5'	-5.21	112.56	120.90
34	BA	1706	A	O5'-C5'-C4'	5.21	121.60	111.70
34	BA	1732	A	C4-C5-N7	-5.21	108.09	110.70
35	BB	1313	C	C3'-C2'-C1'	-5.21	97.33	101.50
36	BC	114	C	O4'-C1'-N1	5.21	112.37	108.20
38	BE	205	G	O3'-P-O5'	-5.21	94.10	104.00
40	BG	138	C	N3-C2-O2	-5.21	118.25	121.90
51	BR	76	TRP	CB-CG-CD2	-5.21	119.83	126.60
84	By	78	MET	CG-SD-CE	-5.21	91.86	100.20
85	AA	253	C	P-O3'-C3'	-5.21	113.45	119.70
85	AA	496	C	C5-C4-N4	5.21	123.85	120.20
85	AA	594	C	C6-N1-C1'	5.21	127.05	120.80
85	AA	811	A	C5-C6-N1	5.21	120.31	117.70
85	AA	1221	G	C5-N7-C8	-5.21	101.69	104.30
85	AA	1523	G	C5-C6-N1	5.21	114.11	111.50
85	AA	1912	U	P-O5'-C5'	5.21	129.24	120.90
85	AA	1916	A	C5-C6-N1	-5.21	115.09	117.70
85	AA	2014	G	C5'-C4'-C3'	-5.21	107.66	116.00
11	AC	77	ARG	NE-CZ-NH2	-5.21	117.69	120.30
34	BA	1618	A	C5'-C4'-C3'	-5.21	107.66	116.00
35	BB	77	A	N7-C8-N9	-5.21	111.19	113.80
35	BB	403	U	C1'-O4'-C4'	-5.21	105.73	109.90
35	BB	1424	G	C5'-C4'-O4'	5.21	115.35	109.10
40	BG	67	A	C5-C6-N6	-5.21	119.53	123.70
40	BG	107	U	N1-C1'-C2'	-5.21	106.27	112.00
63	Bd	29	MET	CA-CB-CG	5.21	122.16	113.30
85	AA	824	C	C2-N1-C1'	-5.21	113.07	118.80
85	AA	1736	U	C3'-C2'-C1'	5.21	105.67	101.50
34	BA	273	G	C5-C6-N1	5.21	114.11	111.50
34	BA	300	C	C5-C6-N1	-5.21	118.40	121.00
34	BA	819	G	C3'-C2'-C1'	-5.21	97.33	101.50
34	BA	1045	C	C6-N1-C2	-5.21	118.22	120.30
34	BA	1650	G	C5-C6-O6	5.21	131.72	128.60
35	BB	501	G	N9-C1'-C2'	-5.21	106.27	112.00
35	BB	640	A	C5'-C4'-O4'	-5.21	102.85	109.10
35	BB	1351	G	C5'-C4'-C3'	5.21	124.33	116.00

Continued on next page...

Continued from previous page...

Mol	Chain	Res	Type	Atoms	Z	Observed(°)	Ideal(°)
35	BB	1471	A	C4-N9-C1'	5.21	135.68	126.30
83	Bx	270	ASP	C-N-CA	5.21	134.72	121.70
84	By	117	LYS	CB-CA-C	5.21	120.82	110.40
85	AA	206	U	C2'-C3'-O3'	5.21	122.03	113.70
85	AA	419	A	C3'-C2'-C1'	-5.21	97.33	101.50
85	AA	794	A	C5-C6-N6	-5.21	119.53	123.70
85	AA	1674	G	N9-C1'-C2'	-5.21	106.27	112.00
85	AA	1879	U	C2-N1-C1'	-5.21	111.45	117.70
85	AA	1896	G	O4'-C1'-N9	-5.21	104.03	108.20
85	AA	2037	A	C5-C6-N6	-5.21	119.53	123.70
34	BA	366	G	N3-C4-N9	5.21	129.12	126.00
34	BA	699	G	C5-C6-O6	-5.21	125.48	128.60
34	BA	1202	G	O3'-P-O5'	-5.21	94.11	104.00
34	BA	1435	A	N1-C6-N6	5.21	121.72	118.60
35	BB	829	C	O4'-C1'-N1	5.21	112.37	108.20
35	BB	1108	G	N3-C4-N9	5.21	129.12	126.00
35	BB	1339	C	C1'-O4'-C4'	-5.21	105.73	109.90
35	BB	1344	U	N1-C2-N3	5.21	118.02	114.90
35	BB	1431	G	C5-C6-N1	5.21	114.10	111.50
35	BB	1513	U	C6-N1-C1'	5.21	128.49	121.20
36	BC	76	C	C3'-C2'-C1'	-5.21	97.33	101.50
36	BC	113	G	C4-C5-N7	5.21	112.88	110.80
40	BG	28	A	C4-N9-C1'	-5.21	116.93	126.30
40	BG	146	C	C5'-C4'-C3'	-5.21	107.67	116.00
41	BH	119	U	C2-N3-C4	-5.21	123.88	127.00
77	Br	79	HIS	CA-CB-CG	-5.21	104.75	113.60
85	AA	878	U	N1-C2-N3	5.21	118.02	114.90
85	AA	1116	G	C2'-C3'-O3'	5.21	122.03	113.70
85	AA	1693	C	O4'-C1'-N1	5.21	112.36	108.20
34	BA	809	U	C5'-C4'-O4'	5.21	115.35	109.10
34	BA	1545	C	C2'-C3'-O3'	5.21	122.03	113.70
35	BB	1084	A	O5'-P-OP1	5.21	116.95	110.70
35	BB	1393	C	C5'-C4'-C3'	-5.21	107.67	116.00
35	BB	1482	A	C2'-C3'-O3'	5.21	122.03	113.70
85	AA	381	A	C2'-C3'-O3'	5.21	122.03	113.70
85	AA	842	G	O4'-C1'-N9	5.21	112.36	108.20
3	A2	189	ASN	CA-CB-CG	-5.20	101.95	113.40
23	AP	248	ASP	CB-CA-C	-5.20	99.99	110.40
34	BA	352	G	C5-C6-O6	-5.20	125.48	128.60
34	BA	751	A	C4'-C3'-C2'	-5.20	97.40	102.60
34	BA	959	G	C8-N9-C4	5.20	108.48	106.40
34	BA	1120	U	C2-N1-C1'	-5.20	111.46	117.70

Continued on next page...

Continued from previous page...

Mol	Chain	Res	Type	Atoms	Z	Observed(°)	Ideal(°)
34	BA	1263	A	P-O3'-C3'	-5.20	113.46	119.70
34	BA	1333	G	C3'-C2'-C1'	-5.20	97.34	101.50
35	BB	612	A	O4'-C1'-C2'	5.20	112.28	107.60
35	BB	648	G	C4-C5-N7	5.20	112.88	110.80
35	BB	687	C	O4'-C1'-C2'	5.20	112.28	107.60
35	BB	770	G	C4-N9-C1'	-5.20	119.74	126.50
35	BB	915	U	O4'-C1'-N1	5.20	112.36	108.20
35	BB	1340	U	P-O3'-C3'	-5.20	113.46	119.70
35	BB	1377	A	P-O3'-C3'	-5.20	113.46	119.70
37	BD	118	C	O4'-C1'-N1	5.20	112.36	108.20
38	BE	182	U	O3'-P-O5'	-5.20	94.11	104.00
38	BE	208	G	C8-N9-C1'	-5.20	120.23	127.00
40	BG	130	G	N7-C8-N9	-5.20	110.50	113.10
41	BH	28	U	O4'-C1'-N1	5.20	112.36	108.20
59	BZ	79	ILE	CA-C-N	-5.20	105.75	117.20
62	Bc	25	ILE	O-C-N	-5.20	114.37	122.70
67	Bh	6	PHE	CB-CG-CD2	-5.20	117.16	120.80
85	AA	378	A	N1-C2-N3	-5.20	126.70	129.30
85	AA	1554	C	C6-N1-C2	5.20	122.38	120.30
85	AA	1671	G	C1'-O4'-C4'	-5.20	105.74	109.90
86	AB	5	G	C8-N9-C4	-5.20	104.32	106.40
34	BA	953	G	N1-C6-O6	-5.20	116.78	119.90
34	BA	1515	U	C2-N1-C1'	-5.20	111.46	117.70
35	BB	376	A	C4'-C3'-C2'	-5.20	97.40	102.60
35	BB	1021	C	N3-C2-O2	-5.20	118.26	121.90
35	BB	1318	U	P-O3'-C3'	-5.20	113.46	119.70
35	BB	1522	G	O4'-C1'-N9	5.20	112.36	108.20
38	BE	8	G	N3-C2-N2	5.20	123.54	119.90
40	BG	1	G	N9-C1'-C2'	-5.20	106.28	112.00
65	Bf	318	TYR	CB-CG-CD1	5.20	124.12	121.00
85	AA	118	C	C5-C6-N1	-5.20	118.40	121.00
85	AA	131	C	C4'-C3'-C2'	-5.20	97.40	102.60
85	AA	423	G	C5-C6-O6	-5.20	125.48	128.60
85	AA	898	A	C5-C6-N6	-5.20	119.54	123.70
85	AA	1480	C	O4'-C1'-N1	5.20	112.36	108.20
85	AA	1729	C	P-O5'-C5'	-5.20	112.58	120.90
85	AA	2152	C	C2-N1-C1'	-5.20	113.08	118.80
8	A7	136	TRP	CB-CG-CD1	5.20	133.76	127.00
26	AS	33	PHE	CB-CG-CD2	-5.20	117.16	120.80
34	BA	131	A	O3'-P-O5'	-5.20	94.12	104.00
34	BA	255	G	C5'-C4'-O4'	5.20	115.34	109.10
34	BA	715	U	N3-C2-O2	-5.20	118.56	122.20

Continued on next page...

Continued from previous page...

Mol	Chain	Res	Type	Atoms	Z	Observed(°)	Ideal(°)
34	BA	746	C	C5'-C4'-C3'	-5.20	107.68	116.00
34	BA	932	G	C6-C5-N7	-5.20	127.28	130.40
34	BA	967	C	C2-N1-C1'	-5.20	113.08	118.80
34	BA	1833	G	O4'-C1'-N9	5.20	112.36	108.20
35	BB	692	G	C4-N9-C1'	-5.20	119.74	126.50
35	BB	832	C	P-O5'-C5'	5.20	129.22	120.90
35	BB	1410	G	C6-N1-C2	-5.20	121.98	125.10
38	BE	73	A	O4'-C1'-N9	5.20	112.36	108.20
41	BH	74	G	O5'-C5'-C4'	5.20	121.58	111.70
60	Ba	52	VAL	N-CA-C	5.20	125.04	111.00
62	Bc	64	THR	N-CA-CB	5.20	120.18	110.30
85	AA	84	C	O3'-P-O5'	5.20	113.88	104.00
85	AA	307	G	C4-N9-C1'	-5.20	119.74	126.50
85	AA	482	C	O4'-C1'-N1	5.20	112.36	108.20
85	AA	1309	G	C4-N9-C1'	-5.20	119.74	126.50
85	AA	1447	U	P-O5'-C5'	-5.20	112.58	120.90
85	AA	1589	G	C1'-O4'-C4'	-5.20	105.74	109.90
85	AA	1977	G	C4-N9-C1'	-5.20	119.74	126.50
85	AA	2141	G	O3'-P-O5'	5.20	113.88	104.00
5	A4	163	ASP	CB-CA-C	5.20	120.80	110.40
34	BA	976	C	P-O5'-C5'	-5.20	112.58	120.90
34	BA	1060	C	C3'-C2'-C1'	-5.20	97.34	101.50
35	BB	363	A	C5-C6-N6	5.20	127.86	123.70
35	BB	557	C	C2-N1-C1'	-5.20	113.08	118.80
35	BB	557	C	O5'-C5'-C4'	-5.20	101.82	111.70
37	BD	118	C	C5'-C4'-C3'	-5.20	107.68	116.00
38	BE	25	U	C4'-C3'-C2'	5.20	107.80	102.60
38	BE	39	U	O5'-C5'-C4'	-5.20	101.82	111.70
38	BE	176	G	P-O5'-C5'	5.20	129.22	120.90
40	BG	66	C	N1-C2-O2	5.20	122.02	118.90
68	Bi	128	ARG	N-CA-C	5.20	125.04	111.00
70	Bk	57	ARG	O-C-N	-5.20	114.38	122.70
78	Bs	26	ARG	NE-CZ-NH2	-5.20	117.70	120.30
79	Bt	38	ARG	N-CA-CB	-5.20	101.24	110.60
85	AA	227	A	O4'-C4'-C3'	-5.20	98.80	104.00
85	AA	622	G	P-O5'-C5'	-5.20	112.58	120.90
85	AA	983	A	C5-N7-C8	-5.20	101.30	103.90
85	AA	1519	A	C3'-C2'-C1'	-5.20	97.34	101.50
85	AA	1790	G	C5-C6-O6	-5.20	125.48	128.60
85	AA	1894	G	C4-N9-C1'	-5.20	119.74	126.50
85	AA	2204	A	O4'-C1'-C2'	5.20	112.28	107.60
85	AA	2225	G	C8-N9-C4	5.20	108.48	106.40

Continued on next page...

Continued from previous page...

Mol	Chain	Res	Type	Atoms	Z	Observed(°)	Ideal(°)
34	BA	90	G	C4'-C3'-C2'	-5.20	97.40	102.60
34	BA	237	A	N9-C4-C5	-5.20	103.72	105.80
34	BA	335	C	O5'-P-OP2	-5.20	101.02	105.70
34	BA	813	C	N3-C4-N4	-5.20	114.36	118.00
35	BB	1185	G	C3'-C2'-C1'	-5.20	97.34	101.50
37	BD	110	G	C5-C6-N1	5.20	114.10	111.50
61	Bb	16	PHE	CB-CA-C	-5.20	100.00	110.40
65	Bf	356	TYR	CA-CB-CG	-5.20	103.53	113.40
72	Bm	42	HIS	N-CA-CB	5.20	119.95	110.60
85	AA	36	U	N1-C2-N3	5.20	118.02	114.90
85	AA	179	G	C5'-C4'-C3'	-5.20	107.68	116.00
85	AA	286	C	C5-C4-N4	-5.20	116.56	120.20
85	AA	542	G	O4'-C4'-C3'	-5.20	98.80	104.00
85	AA	735	G	N3-C2-N2	5.20	123.54	119.90
25	AR	38	GLN	CB-CA-C	-5.20	100.01	110.40
34	BA	112	C	O4'-C1'-N1	5.20	112.36	108.20
34	BA	531	C	C2-N3-C4	-5.20	117.30	119.90
34	BA	606	G	C5-C6-N1	5.20	114.10	111.50
34	BA	891	C	C6-N1-C2	5.20	122.38	120.30
34	BA	919	A	C4-N9-C1'	-5.20	116.95	126.30
34	BA	1181	G	C3'-C2'-C1'	-5.20	97.34	101.50
34	BA	1347	G	C1'-O4'-C4'	-5.20	105.74	109.90
34	BA	1596	C	C5-C4-N4	5.20	123.84	120.20
34	BA	1611	A	N9-C4-C5	5.20	107.88	105.80
34	BA	1646	U	C4'-C3'-C2'	5.20	107.80	102.60
35	BB	65	A	N9-C1'-C2'	-5.20	106.28	112.00
35	BB	1234	G	O4'-C1'-N9	5.20	112.36	108.20
36	BC	154	A	C4-C5-C6	-5.20	114.40	117.00
37	BD	87	G	C5-C6-O6	-5.20	125.48	128.60
40	BG	7	U	P-O5'-C5'	5.20	129.21	120.90
40	BG	56	G	C5'-C4'-O4'	5.20	115.34	109.10
41	BH	28	U	C4-C5-C6	-5.20	116.58	119.70
51	BR	123	PRO	C-N-CA	5.20	134.69	121.70
60	Ba	14	SER	C-N-CA	5.20	133.21	122.30
85	AA	300	C	P-O5'-C5'	5.20	129.21	120.90
85	AA	672	U	P-O5'-C5'	-5.20	112.59	120.90
85	AA	814	G	O4'-C1'-N9	5.20	112.36	108.20
85	AA	1439	A	C3'-C2'-C1'	-5.20	97.34	101.50
7	A6	18	PHE	CB-CG-CD1	5.19	124.44	120.80
30	AW	55	VAL	CB-CA-C	-5.19	101.53	111.40
34	BA	265	A	O4'-C1'-N9	5.19	112.36	108.20
34	BA	578	C	N3-C4-N4	5.19	121.64	118.00

Continued on next page...

Continued from previous page...

Mol	Chain	Res	Type	Atoms	Z	Observed(°)	Ideal(°)
34	BA	820	C	C4'-C3'-C2'	-5.19	97.41	102.60
34	BA	1171	C	C5'-C4'-C3'	-5.19	107.69	116.00
34	BA	1583	A	C5'-C4'-O4'	5.19	115.33	109.10
34	BA	1656	A	C5'-C4'-O4'	5.19	115.33	109.10
34	BA	1761	U	O4'-C1'-N1	5.19	112.36	108.20
35	BB	802	G	C8-N9-C4	-5.19	104.32	106.40
35	BB	1278	A	N9-C1'-C2'	-5.19	106.29	112.00
36	BC	108	A	C3'-C2'-C1'	5.19	105.66	101.50
40	BG	116	G	O4'-C1'-N9	5.19	112.36	108.20
68	Bi	15	THR	N-CA-CB	5.19	120.17	110.30
85	AA	971	U	C5'-C4'-C3'	5.19	124.31	116.00
85	AA	1070	G	O4'-C1'-N9	5.19	112.36	108.20
3	A2	130	MET	N-CA-CB	5.19	119.95	110.60
34	BA	623	U	O4'-C1'-N1	5.19	112.35	108.20
34	BA	746	C	N1-C1'-C2'	-5.19	106.29	112.00
34	BA	1245	C	C6-N1-C1'	5.19	127.03	120.80
34	BA	1336	U	O4'-C1'-N1	5.19	112.35	108.20
35	BB	380	G	C5-C6-N1	5.19	114.10	111.50
35	BB	474	G	C4-C5-C6	-5.19	115.68	118.80
35	BB	989	C	N3-C2-O2	-5.19	118.27	121.90
35	BB	1220	A	C4'-C3'-C2'	-5.19	97.41	102.60
35	BB	1385	C	C2'-C3'-O3'	5.19	122.01	113.70
35	BB	1516	C	O4'-C1'-N1	5.19	112.35	108.20
36	BC	164	G	C5-C6-O6	-5.19	125.48	128.60
37	BD	13	A	O4'-C1'-N9	5.19	112.35	108.20
39	BF	57	C	C5-C6-N1	-5.19	118.40	121.00
40	BG	109	C	O4'-C1'-C2'	5.19	112.27	107.60
85	AA	530	A	C4-N9-C1'	5.19	135.65	126.30
85	AA	1447	U	C2-N3-C4	-5.19	123.88	127.00
85	AA	1462	A	P-O3'-C3'	-5.19	113.47	119.70
85	AA	1495	G	N1-C6-O6	-5.19	116.78	119.90
85	AA	1593	C	C5-C4-N4	5.19	123.83	120.20
85	AA	1957	C	N1-C1'-C2'	-5.19	106.29	112.00
22	AO	163	GLU	CA-C-N	5.19	128.62	117.20
34	BA	80	U	C4-C5-C6	-5.19	116.58	119.70
34	BA	664	C	C6-N1-C1'	5.19	127.03	120.80
34	BA	920	U	C5'-C4'-C3'	5.19	124.30	116.00
34	BA	1053	U	N3-C2-O2	-5.19	118.57	122.20
35	BB	367	C	C5'-C4'-O4'	5.19	115.33	109.10
35	BB	404	A	N3-C4-N9	-5.19	123.25	127.40
35	BB	453	C	N3-C2-O2	-5.19	118.27	121.90
35	BB	1219	A	P-O5'-C5'	-5.19	112.59	120.90

Continued on next page...

Continued from previous page...

Mol	Chain	Res	Type	Atoms	Z	Observed(°)	Ideal(°)
35	BB	1237	C	O4'-C1'-N1	5.19	112.35	108.20
36	BC	30	U	N3-C4-O4	-5.19	115.77	119.40
37	BD	82	G	C3'-C2'-C1'	-5.19	97.35	101.50
38	BE	76	U	C4'-C3'-C2'	5.19	107.79	102.60
39	BF	11	C	C4'-C3'-C2'	5.19	107.79	102.60
40	BG	38	A	C4'-C3'-C2'	5.19	107.79	102.60
85	AA	305	A	C3'-C2'-C1'	-5.19	97.35	101.50
85	AA	604	C	OP2-P-O3'	5.19	116.62	105.20
85	AA	1525	C	O5'-C5'-C4'	-5.19	101.84	111.70
85	AA	2074	G	N9-C1'-C2'	-5.19	106.29	112.00
85	AA	2208	G	N9-C4-C5	5.19	107.48	105.40
86	AB	4	C	C5'-C4'-O4'	5.19	115.33	109.10
2	A1	159	TYR	CA-CB-CG	-5.19	103.54	113.40
34	BA	1306	U	N3-C2-O2	-5.19	118.57	122.20
35	BB	518	G	C5-C6-N1	5.19	114.09	111.50
35	BB	1113	C	C1'-O4'-C4'	-5.19	105.75	109.90
35	BB	1128	U	C2-N1-C1'	-5.19	111.47	117.70
35	BB	1163	U	C4'-C3'-C2'	-5.19	97.41	102.60
35	BB	1378	U	C5-C6-N1	-5.19	120.11	122.70
35	BB	1534	U	N3-C2-O2	-5.19	118.57	122.20
36	BC	16	A	C4'-C3'-C2'	-5.19	97.41	102.60
62	Bc	98	ILE	CA-C-N	5.19	128.62	117.20
85	AA	48	G	C4'-C3'-C2'	-5.19	97.41	102.60
85	AA	463	G	O4'-C1'-C2'	5.19	112.27	107.60
85	AA	588	G	C6-N1-C2	-5.19	121.99	125.10
85	AA	2183	U	C5'-C4'-O4'	5.19	115.33	109.10
1	A0	213	ARG	CB-CA-C	-5.19	100.02	110.40
34	BA	48	C	O4'-C1'-N1	5.19	112.35	108.20
34	BA	167	U	N1-C2-N3	5.19	118.01	114.90
34	BA	353	U	O4'-C1'-N1	5.19	112.35	108.20
34	BA	419	U	C2-N3-C4	-5.19	123.89	127.00
34	BA	717	U	P-O3'-C3'	5.19	125.92	119.70
34	BA	845	U	C1'-O4'-C4'	-5.19	105.75	109.90
34	BA	1192	A	C1'-O4'-C4'	-5.19	105.75	109.90
34	BA	1463	U	C2-N1-C1'	-5.19	111.47	117.70
34	BA	1562	G	O4'-C1'-C2'	5.19	112.27	107.60
34	BA	1588	U	N1-C2-O2	5.19	126.43	122.80
35	BB	639	A	P-O3'-C3'	5.19	125.92	119.70
35	BB	1111	C	O4'-C1'-N1	5.19	112.35	108.20
35	BB	1229	A	C8-N9-C4	5.19	107.88	105.80
36	BC	114	C	N1-C2-O2	5.19	122.01	118.90
40	BG	109	C	N1-C1'-C2'	-5.19	106.29	112.00

Continued on next page...

Continued from previous page...

Mol	Chain	Res	Type	Atoms	Z	Observed(°)	Ideal(°)
42	BI	104	ALA	N-CA-CB	-5.19	102.84	110.10
42	BI	111	ARG	CA-CB-CG	5.19	124.81	113.40
52	BS	1	MET	N-CA-CB	-5.19	101.26	110.60
69	Bj	11	ARG	NE-CZ-NH2	-5.19	117.71	120.30
85	AA	999	A	O5'-C5'-C4'	5.19	121.56	111.70
85	AA	1298	G	C8-N9-C4	-5.19	104.33	106.40
85	AA	1363	U	C4'-C3'-O3'	-5.19	98.51	109.40
85	AA	1403	G	O4'-C1'-N9	5.19	112.35	108.20
85	AA	1948	A	O3'-P-O5'	-5.19	94.14	104.00
85	AA	2122	A	C4-N9-C1'	-5.19	116.96	126.30
34	BA	12	G	O3'-P-O5'	-5.19	94.15	104.00
34	BA	626	G	N3-C2-N2	5.19	123.53	119.90
34	BA	770	G	O5'-P-OP1	-5.19	101.03	105.70
34	BA	1096	C	C6-N1-C1'	-5.19	114.58	120.80
34	BA	1245	C	C2-N1-C1'	-5.19	113.10	118.80
34	BA	1288	U	C1'-O4'-C4'	-5.19	105.75	109.90
34	BA	1671	A	C5-C6-N6	5.19	127.85	123.70
35	BB	517	G	N9-C1'-C2'	-5.19	106.30	112.00
35	BB	656	A	OP1-P-O3'	5.19	116.61	105.20
40	BG	71	C	N3-C4-C5	5.19	123.97	121.90
65	Bf	209	ASP	CA-CB-CG	-5.19	101.99	113.40
85	AA	590	U	C1'-O4'-C4'	-5.19	105.75	109.90
85	AA	696	G	C3'-C2'-C1'	-5.19	97.35	101.50
85	AA	901	C	O3'-P-O5'	5.19	113.85	104.00
85	AA	1170	C	C2-N3-C4	5.19	122.49	119.90
1	A0	192	ARG	NE-CZ-NH1	5.18	122.89	120.30
16	AH	44	GLU	N-CA-CB	5.18	119.93	110.60
34	BA	682	A	N1-C6-N6	5.18	121.71	118.60
34	BA	718	U	O3'-P-O5'	-5.18	94.15	104.00
34	BA	1141	C	C3'-C2'-C1'	-5.18	97.35	101.50
34	BA	1344	G	C3'-C2'-C1'	-5.18	97.35	101.50
34	BA	1502	G	N1-C2-N2	-5.18	111.53	116.20
34	BA	1563	G	N7-C8-N9	5.18	115.69	113.10
34	BA	1647	G	C4-N9-C1'	-5.18	119.76	126.50
34	BA	1667	G	C8-N9-C1'	5.18	133.74	127.00
35	BB	643	G	N1-C2-N2	-5.18	111.53	116.20
35	BB	1417	C	N3-C2-O2	-5.18	118.27	121.90
35	BB	1483	A	C5-N7-C8	-5.18	101.31	103.90
36	BC	107	C	C5-C6-N1	-5.18	118.41	121.00
37	BD	54	A	OP1-P-OP2	-5.18	111.82	119.60
40	BG	39	A	C1'-O4'-C4'	-5.18	105.75	109.90
80	Bu	264	ARG	NE-CZ-NH1	5.18	122.89	120.30

Continued on next page...

Continued from previous page...

Mol	Chain	Res	Type	Atoms	Z	Observed(°)	Ideal(°)
85	AA	64	A	P-O3'-C3'	-5.18	113.48	119.70
85	AA	156	G	C4-N9-C1'	-5.18	119.76	126.50
85	AA	1200	A	C4-N9-C1'	-5.18	116.97	126.30
85	AA	1666	U	O3'-P-O5'	-5.18	94.15	104.00
34	BA	179	U	C6-N1-C1'	5.18	128.46	121.20
34	BA	202	A	C5'-C4'-C3'	-5.18	107.71	116.00
34	BA	235	C	C5-C4-N4	-5.18	116.57	120.20
34	BA	879	C	C4'-C3'-C2'	5.18	107.78	102.60
34	BA	890	G	C5-C6-O6	-5.18	125.49	128.60
34	BA	1353	U	C6-N1-C1'	-5.18	113.94	121.20
34	BA	1414	C	C1'-O4'-C4'	-5.18	105.75	109.90
34	BA	1844	U	C6-N1-C2	-5.18	117.89	121.00
35	BB	618	U	N3-C2-O2	-5.18	118.57	122.20
35	BB	925	U	O4'-C1'-N1	5.18	112.35	108.20
35	BB	1045	G	O4'-C1'-N9	5.18	112.35	108.20
35	BB	1064	U	O4'-C1'-N1	5.18	112.35	108.20
35	BB	1091	C	O5'-P-OP2	-5.18	101.04	105.70
35	BB	1396	G	C1'-O4'-C4'	-5.18	105.75	109.90
35	BB	1419	G	C4'-C3'-C2'	-5.18	97.42	102.60
36	BC	124	A	N7-C8-N9	5.18	116.39	113.80
37	BD	62	A	C1'-O4'-C4'	-5.18	105.75	109.90
38	BE	125	C	C5'-C4'-C3'	-5.18	107.71	116.00
39	BF	62	U	O4'-C1'-C2'	-5.18	100.62	105.80
41	BH	24	U	C5'-C4'-O4'	5.18	115.32	109.10
51	BR	4	TYR	CB-CG-CD2	-5.18	117.89	121.00
60	Ba	126	TRP	CA-CB-CG	-5.18	103.85	113.70
74	Bo	34	HIS	CB-CA-C	-5.18	100.03	110.40
85	AA	279	C	C1'-O4'-C4'	-5.18	105.75	109.90
85	AA	384	C	O4'-C1'-C2'	5.18	112.26	107.60
85	AA	703	U	C1'-O4'-C4'	-5.18	105.75	109.90
85	AA	760	U	O5'-C5'-C4'	5.18	121.55	111.70
85	AA	1442	U	C2-N1-C1'	-5.18	111.48	117.70
85	AA	1520	A	C5'-C4'-C3'	-5.18	107.71	116.00
85	AA	1576	G	C2'-C3'-O3'	5.18	121.99	113.70
85	AA	1673	A	N1-C2-N3	-5.18	126.71	129.30
85	AA	2231	G	C8-N9-C1'	-5.18	120.26	127.00
1	A0	105	MET	CA-CB-CG	5.18	122.11	113.30
5	A4	2	SER	C-N-CA	5.18	134.65	121.70
8	A7	273	GLU	C-N-CA	5.18	134.65	121.70
13	AE	40	LYS	CB-CA-C	5.18	120.76	110.40
34	BA	45	A	N1-C6-N6	-5.18	115.49	118.60
34	BA	352	G	C6-N1-C2	-5.18	121.99	125.10

Continued on next page...

Continued from previous page...

Mol	Chain	Res	Type	Atoms	Z	Observed(°)	Ideal(°)
34	BA	428	C	O5'-C5'-C4'	-5.18	101.86	111.70
34	BA	930	A	C4-N9-C1'	-5.18	116.97	126.30
35	BB	844	G	C5-C6-O6	-5.18	125.49	128.60
85	AA	190	A	N1-C2-N3	-5.18	126.71	129.30
85	AA	1194	U	C3'-C2'-C1'	-5.18	97.36	101.50
85	AA	1735	U	N3-C2-O2	-5.18	118.57	122.20
1	A0	36	LYS	C-N-CA	5.18	134.65	121.70
34	BA	163	G	C4-N9-C1'	5.18	133.23	126.50
34	BA	164	C	N3-C2-O2	-5.18	118.28	121.90
34	BA	436	U	C2'-C3'-O3'	5.18	121.99	113.70
34	BA	541	C	C1'-O4'-C4'	-5.18	105.76	109.90
34	BA	563	A	O4'-C4'-C3'	-5.18	98.82	104.00
34	BA	1571	C	C2-N1-C1'	-5.18	113.10	118.80
34	BA	1698	C	O4'-C1'-N1	5.18	112.34	108.20
34	BA	1775	U	O3'-P-O5'	5.18	113.84	104.00
35	BB	58	G	N9-C1'-C2'	-5.18	106.30	112.00
35	BB	123	U	O3'-P-O5'	5.18	113.84	104.00
35	BB	330	U	O4'-C1'-N1	5.18	112.34	108.20
35	BB	448	G	N1-C6-O6	-5.18	116.79	119.90
35	BB	772	U	C2'-C3'-O3'	5.18	121.99	113.70
35	BB	1001	G	C6-N1-C2	-5.18	121.99	125.10
38	BE	158	U	C3'-C2'-C1'	-5.18	97.36	101.50
40	BG	89	A	C4-N9-C1'	-5.18	116.98	126.30
40	BG	163	G	O4'-C1'-N9	-5.18	104.06	108.20
76	Bq	45	ARG	NE-CZ-NH1	5.18	122.89	120.30
85	AA	1194	U	O4'-C1'-N1	5.18	112.34	108.20
85	AA	1491	G	N3-C2-N2	-5.18	116.27	119.90
85	AA	1661	U	C1'-O4'-C4'	-5.18	105.76	109.90
85	AA	2039	G	C1'-O4'-C4'	-5.18	105.76	109.90
85	AA	2169	C	N3-C4-N4	-5.18	114.37	118.00
85	AA	2179	C	O5'-C5'-C4'	-5.18	101.86	111.70
34	BA	332	U	C4'-C3'-C2'	-5.18	97.42	102.60
34	BA	905	A	N9-C1'-C2'	-5.18	106.30	112.00
35	BB	582	G	C6-N1-C2	-5.18	121.99	125.10
35	BB	830	G	N9-C1'-C2'	-5.18	106.30	112.00
35	BB	1423	U	O4'-C4'-C3'	-5.18	98.82	104.00
37	BD	108	G	C2'-C3'-O3'	5.18	121.98	113.70
41	BH	4	U	C5-C6-N1	-5.18	120.11	122.70
41	BH	39	G	N3-C4-N9	5.18	129.11	126.00
67	Bh	1	MET	N-CA-CB	-5.18	101.28	110.60
77	Br	308	LYS	N-CA-C	5.18	124.98	111.00
85	AA	87	C	P-O5'-C5'	-5.18	112.61	120.90

Continued on next page...

Continued from previous page...

Mol	Chain	Res	Type	Atoms	Z	Observed(°)	Ideal(°)
85	AA	853	G	P-O5'-C5'	-5.18	112.61	120.90
85	AA	874	A	N9-C4-C5	-5.18	103.73	105.80
85	AA	1856	G	N9-C1'-C2'	-5.18	106.30	112.00
11	AC	118	PHE	CA-CB-CG	-5.18	101.48	113.90
13	AE	35	ARG	NE-CZ-NH1	5.18	122.89	120.30
17	AI	130	TYR	N-CA-C	5.18	124.98	111.00
22	AO	73	ARG	NE-CZ-NH1	5.18	122.89	120.30
31	AX	122	ILE	CB-CA-C	5.18	121.95	111.60
34	BA	187	G	C8-N9-C1'	5.18	133.73	127.00
34	BA	683	C	N3-C4-C5	-5.18	119.83	121.90
34	BA	732	A	O5'-C5'-C4'	-5.18	101.86	111.70
34	BA	961	C	C5-C6-N1	5.18	123.59	121.00
35	BB	35	G	C8-N9-C1'	5.18	133.73	127.00
35	BB	669	A	O4'-C1'-C2'	-5.18	100.62	105.80
35	BB	1260	A	C8-N9-C4	5.18	107.87	105.80
35	BB	1357	C	C6-N1-C2	5.18	122.37	120.30
38	BE	116	U	C1'-O4'-C4'	-5.18	105.76	109.90
41	BH	66	G	C5-C6-O6	-5.18	125.49	128.60
41	BH	111	U	C5-C6-N1	-5.18	120.11	122.70
45	BL	23	LYS	N-CA-CB	5.18	119.92	110.60
67	Bh	69	THR	CA-CB-CG2	-5.18	105.15	112.40
85	AA	644	A	O4'-C1'-C2'	5.18	112.26	107.60
85	AA	893	G	C6-N1-C2	-5.18	121.99	125.10
85	AA	1106	A	C2-N3-C4	-5.18	108.01	110.60
85	AA	1576	G	C4-N9-C1'	-5.18	119.77	126.50
86	AB	52	G	N1-C6-O6	5.18	123.00	119.90
2	A1	86	VAL	CA-CB-CG2	-5.17	103.14	110.90
8	A7	13	ARG	NE-CZ-NH2	-5.17	117.71	120.30
20	AL	124	VAL	CA-C-N	5.17	128.58	117.20
34	BA	177	G	N7-C8-N9	-5.17	110.51	113.10
34	BA	295	G	C3'-C2'-C1'	-5.17	97.36	101.50
34	BA	371	U	C5-C4-O4	5.17	129.00	125.90
34	BA	500	C	C6-N1-C1'	5.17	127.01	120.80
34	BA	542	A	C3'-C2'-C1'	-5.17	97.36	101.50
34	BA	1068	C	C6-N1-C1'	5.17	127.01	120.80
34	BA	1243	A	O4'-C1'-N9	5.17	112.34	108.20
35	BB	137	A	O4'-C1'-N9	5.17	112.34	108.20
35	BB	470	C	C6-N1-C1'	5.17	127.01	120.80
35	BB	538	A	OP2-P-O3'	5.17	116.58	105.20
35	BB	723	A	N9-C1'-C2'	-5.17	106.31	112.00
35	BB	1353	G	C2'-C3'-O3'	5.17	121.98	113.70
36	BC	24	G	C5'-C4'-O4'	5.17	115.31	109.10

Continued on next page...

Continued from previous page...

Mol	Chain	Res	Type	Atoms	Z	Observed(°)	Ideal(°)
38	BE	18	U	O4'-C1'-C2'	5.17	112.26	107.60
40	BG	21	C	P-O3'-C3'	5.17	125.91	119.70
40	BG	94	G	O5'-C5'-C4'	-5.17	101.87	111.70
47	BN	52	PHE	CB-CA-C	5.17	120.75	110.40
60	Ba	90	ARG	CB-CA-C	-5.17	100.05	110.40
75	Bp	34	PHE	CA-CB-CG	-5.17	101.48	113.90
85	AA	636	G	P-O5'-C5'	-5.17	112.62	120.90
85	AA	1096	G	C6-N1-C2	-5.17	122.00	125.10
85	AA	1485	G	C5-C6-N1	5.17	114.09	111.50
85	AA	1520	A	C1'-O4'-C4'	-5.17	105.76	109.90
85	AA	1596	A	C3'-C2'-C1'	-5.17	97.36	101.50
85	AA	1731	G	O4'-C1'-N9	5.17	112.34	108.20
85	AA	1913	G	O4'-C1'-N9	5.17	112.34	108.20
85	AA	1928	A	C3'-C2'-C1'	-5.17	97.36	101.50
85	AA	1953	G	C8-N9-C1'	5.17	133.73	127.00
34	BA	419	U	C5'-C4'-C3'	5.17	124.28	116.00
34	BA	1433	U	O3'-P-O5'	-5.17	94.17	104.00
35	BB	1201	G	P-O5'-C5'	-5.17	112.62	120.90
51	BR	124	ARG	N-CA-C	5.17	124.97	111.00
70	Bk	67	ARG	N-CA-CB	-5.17	101.29	110.60
85	AA	438	G	O3'-P-O5'	5.17	113.83	104.00
85	AA	930	G	C5-C6-N1	5.17	114.09	111.50
85	AA	1652	A	P-O5'-C5'	5.17	129.18	120.90
20	AL	75	GLU	N-CA-CB	-5.17	101.29	110.60
34	BA	5	C	C3'-C2'-C1'	-5.17	97.36	101.50
34	BA	215	C	C2-N3-C4	-5.17	117.31	119.90
34	BA	492	G	N3-C2-N2	5.17	123.52	119.90
34	BA	493	G	P-O3'-C3'	-5.17	113.49	119.70
34	BA	649	A	C1'-O4'-C4'	-5.17	105.76	109.90
34	BA	1705	C	N1-C1'-C2'	-5.17	106.31	112.00
34	BA	1836	A	C4-N9-C1'	-5.17	116.99	126.30
35	BB	119	G	N3-C2-N2	5.17	123.52	119.90
35	BB	696	G	C4-N9-C1'	-5.17	119.78	126.50
35	BB	971	A	OP2-P-O3'	5.17	116.58	105.20
35	BB	1255	U	C1'-O4'-C4'	-5.17	105.76	109.90
39	BF	14	C	OP1-P-OP2	-5.17	111.84	119.60
45	BL	58	ARG	NE-CZ-NH2	-5.17	117.71	120.30
65	Bf	426	GLY	C-N-CA	5.17	134.63	121.70
71	Bl	123	ARG	NE-CZ-NH1	5.17	122.89	120.30
85	AA	153	C	C3'-C2'-C1'	-5.17	97.36	101.50
85	AA	363	A	N9-C4-C5	5.17	107.87	105.80
85	AA	409	C	C5-C4-N4	5.17	123.82	120.20

Continued on next page...

Continued from previous page...

Mol	Chain	Res	Type	Atoms	Z	Observed(°)	Ideal(°)
85	AA	427	G	C4-N9-C1'	-5.17	119.78	126.50
85	AA	463	G	N9-C1'-C2'	-5.17	106.31	112.00
85	AA	804	A	C4-N9-C1'	-5.17	116.99	126.30
85	AA	1153	G	C6-C5-N7	-5.17	127.30	130.40
85	AA	1359	U	C5'-C4'-O4'	5.17	115.31	109.10
34	BA	566	G	O4'-C4'-C3'	-5.17	98.83	104.00
34	BA	1218	G	C5-N7-C8	5.17	106.89	104.30
34	BA	1226	G	C1'-O4'-C4'	-5.17	105.76	109.90
34	BA	1747	C	N3-C2-O2	-5.17	118.28	121.90
35	BB	2	C	C5-C6-N1	-5.17	118.42	121.00
35	BB	27	C	N3-C2-O2	-5.17	118.28	121.90
35	BB	125	G	N3-C2-N2	5.17	123.52	119.90
35	BB	315	C	C2-N3-C4	-5.17	117.31	119.90
41	BH	28	U	C6-N1-C1'	-5.17	113.96	121.20
52	BS	130	SER	N-CA-CB	5.17	118.25	110.50
85	AA	57	G	N3-C4-N9	5.17	129.10	126.00
85	AA	429	G	C5-C6-N1	5.17	114.08	111.50
85	AA	1477	A	O4'-C1'-N9	5.17	112.34	108.20
85	AA	2077	G	C4-N9-C1'	-5.17	119.78	126.50
1	A0	102	PHE	CB-CG-CD2	-5.17	117.18	120.80
34	BA	306	G	N9-C1'-C2'	-5.17	106.31	112.00
34	BA	500	C	N1-C1'-C2'	-5.17	106.31	112.00
34	BA	563	A	C5'-C4'-O4'	-5.17	102.90	109.10
34	BA	592	G	O5'-C5'-C4'	5.17	121.52	111.70
34	BA	991	U	N1-C2-N3	5.17	118.00	114.90
34	BA	1104	C	P-O3'-C3'	5.17	125.90	119.70
34	BA	1243	A	P-O3'-C3'	-5.17	113.50	119.70
34	BA	1311	G	C4-N9-C1'	-5.17	119.78	126.50
34	BA	1547	G	C1'-O4'-C4'	-5.17	105.77	109.90
35	BB	71	A	C3'-C2'-C1'	-5.17	97.36	101.50
35	BB	611	U	N3-C2-O2	-5.17	118.58	122.20
35	BB	1078	U	O4'-C1'-N1	5.17	112.33	108.20
36	BC	149	A	O4'-C1'-N9	5.17	112.33	108.20
36	BC	154	A	C4-N9-C1'	-5.17	117.00	126.30
39	BF	33	C	C2-N3-C4	-5.17	117.31	119.90
40	BG	33	G	C5-C6-N1	-5.17	108.92	111.50
40	BG	112	C	N3-C2-O2	-5.17	118.28	121.90
40	BG	139	U	P-O5'-C5'	-5.17	112.63	120.90
42	BI	191	ARG	C-N-CA	5.17	134.62	121.70
56	BW	58	ASP	N-CA-CB	-5.17	101.30	110.60
68	Bi	55	ASN	CB-CA-C	-5.17	100.06	110.40
85	AA	485	A	C5-C6-N6	-5.17	119.56	123.70

Continued on next page...

Continued from previous page...

Mol	Chain	Res	Type	Atoms	Z	Observed(°)	Ideal(°)
85	AA	691	U	N1-C2-N3	5.17	118.00	114.90
85	AA	706	U	O4'-C1'-N1	5.17	112.34	108.20
85	AA	807	A	C4'-C3'-C2'	-5.17	97.43	102.60
85	AA	1191	G	N7-C8-N9	-5.17	110.52	113.10
85	AA	1459	C	P-O3'-C3'	-5.17	113.50	119.70
85	AA	1652	A	O4'-C1'-N9	5.17	112.33	108.20
85	AA	1694	C	P-O3'-C3'	-5.17	113.50	119.70
85	AA	1726	G	P-O3'-C3'	-5.17	113.50	119.70
85	AA	1731	G	C2'-C3'-O3'	5.17	121.97	113.70
85	AA	1916	A	N1-C2-N3	5.17	131.88	129.30
85	AA	2011	C	C5'-C4'-C3'	5.17	124.27	116.00
85	AA	2170	G	C5-C6-O6	-5.17	125.50	128.60
85	AA	2203	C	C1'-O4'-C4'	-5.17	105.77	109.90
4	A3	62	PHE	N-CA-CB	5.17	119.90	110.60
6	A5	180	ARG	NE-CZ-NH2	-5.17	117.72	120.30
14	AF	123	CYS	N-CA-C	-5.17	97.05	111.00
23	AP	191	ALA	N-CA-C	5.17	124.95	111.00
34	BA	528	C	C5'-C4'-O4'	-5.17	102.90	109.10
34	BA	1087	A	N9-C4-C5	-5.17	103.73	105.80
34	BA	1106	A	P-O3'-C3'	-5.17	113.50	119.70
34	BA	1247	G	C4'-C3'-C2'	-5.17	97.43	102.60
34	BA	1346	U	C3'-C2'-C1'	-5.17	97.37	101.50
35	BB	135	C	N1-C1'-C2'	-5.17	106.32	112.00
35	BB	853	U	C4'-C3'-O3'	5.17	123.33	113.00
35	BB	1061	G	N1-C2-N2	-5.17	111.55	116.20
35	BB	1226	G	C4-N9-C1'	-5.17	119.78	126.50
35	BB	1386	C	O4'-C1'-N1	5.17	112.33	108.20
36	BC	61	A	C1'-O4'-C4'	-5.17	105.77	109.90
39	BF	24	G	C5-C6-O6	-5.17	125.50	128.60
40	BG	16	G	C8-N9-C1'	5.17	133.72	127.00
40	BG	27	C	N3-C4-N4	-5.17	114.38	118.00
62	Bc	25	ILE	CB-CA-C	5.17	121.93	111.60
74	Bo	71	LEU	C-N-CA	5.17	134.61	121.70
77	Br	118	GLN	N-CA-CB	-5.17	101.30	110.60
81	Bv	69	SER	N-CA-CB	-5.17	102.75	110.50
85	AA	15	U	C6-N1-C1'	5.17	128.43	121.20
85	AA	832	U	P-O5'-C5'	5.17	129.17	120.90
85	AA	1125	G	N3-C2-N2	-5.17	116.28	119.90
85	AA	1497	U	C2-N1-C1'	-5.17	111.50	117.70
85	AA	1599	G	N1-C6-O6	5.17	123.00	119.90
85	AA	1927	G	O4'-C1'-C2'	5.17	112.25	107.60
85	AA	2216	A	C2'-C3'-O3'	5.17	121.97	113.70

Continued on next page...

Continued from previous page...

Mol	Chain	Res	Type	Atoms	Z	Observed(°)	Ideal(°)
86	AB	64	A	P-O3'-C3'	-5.17	113.50	119.70
34	BA	325	A	C3'-C2'-C1'	-5.17	97.37	101.50
34	BA	478	G	N1-C2-N2	-5.17	111.55	116.20
34	BA	536	C	C2-N1-C1'	-5.17	113.12	118.80
34	BA	1427	U	C5'-C4'-C3'	-5.17	107.73	116.00
35	BB	276	U	O4'-C1'-N1	5.17	112.33	108.20
35	BB	339	C	C6-N1-C2	-5.17	118.23	120.30
35	BB	1075	A	P-O3'-C3'	-5.17	113.50	119.70
44	BK	64	ALA	N-CA-CB	-5.17	102.87	110.10
85	AA	153	C	P-O3'-C3'	-5.17	113.50	119.70
85	AA	1261	U	P-O3'-C3'	-5.17	113.50	119.70
85	AA	1519	A	N9-C4-C5	5.17	107.87	105.80
5	A4	121	ARG	CB-CA-C	5.16	120.73	110.40
34	BA	12	G	C4-N9-C1'	-5.16	119.79	126.50
34	BA	127	U	O5'-C5'-C4'	-5.16	101.89	111.70
34	BA	161	U	C5-C6-N1	5.16	125.28	122.70
34	BA	393	G	O5'-C5'-C4'	5.16	121.51	111.70
34	BA	788	C	N1-C1'-C2'	-5.16	106.32	112.00
34	BA	809	U	C6-N1-C1'	5.16	128.43	121.20
34	BA	921	G	N3-C2-N2	5.16	123.51	119.90
34	BA	1601	C	C2'-C3'-O3'	5.16	121.96	113.70
35	BB	486	G	C8-N9-C1'	5.16	133.71	127.00
35	BB	732	G	C3'-C2'-C1'	-5.16	97.37	101.50
35	BB	764	C	C5'-C4'-C3'	5.16	124.26	116.00
35	BB	795	A	O5'-C5'-C4'	-5.16	101.89	111.70
38	BE	21	C	C5'-C4'-O4'	5.16	115.30	109.10
38	BE	52	U	O5'-C5'-C4'	-5.16	101.89	111.70
38	BE	58	U	N3-C4-O4	5.16	123.01	119.40
38	BE	154	A	C5'-C4'-O4'	5.16	115.30	109.10
40	BG	104	A	O4'-C1'-N9	5.16	112.33	108.20
40	BG	112	C	C3'-C2'-C1'	-5.16	97.37	101.50
42	BI	98	ARG	CG-CD-NE	-5.16	100.95	111.80
61	Bb	68	THR	N-CA-CB	-5.16	100.49	110.30
76	Bq	47	THR	N-CA-CB	5.16	120.11	110.30
80	Bu	217	VAL	CA-CB-CG2	-5.16	103.16	110.90
85	AA	197	C	C6-N1-C2	-5.16	118.23	120.30
85	AA	403	G	C5-C6-O6	-5.16	125.50	128.60
85	AA	573	U	C4'-C3'-C2'	5.16	107.76	102.60
85	AA	780	U	C1'-O4'-C4'	-5.16	105.77	109.90
85	AA	1210	U	C2'-C3'-O3'	5.16	121.96	113.70
85	AA	1897	A	C3'-C2'-C1'	5.16	105.63	101.50
85	AA	1918	U	O4'-C1'-N1	5.16	112.33	108.20

Continued on next page...

Continued from previous page...

Mol	Chain	Res	Type	Atoms	Z	Observed(°)	Ideal(°)
85	AA	2144	C	N3-C4-C5	-5.16	119.83	121.90
85	AA	2248	A	C5-C6-N6	5.16	127.83	123.70
86	AB	6	G	P-O5'-C5'	5.16	129.16	120.90
15	AG	33	VAL	CA-CB-CG2	5.16	118.64	110.90
31	AX	72	LEU	CB-CG-CD1	5.16	119.78	111.00
34	BA	515	U	C2-N1-C1'	-5.16	111.50	117.70
34	BA	804	G	C2'-C3'-O3'	5.16	121.96	113.70
34	BA	954	U	O5'-C5'-C4'	-5.16	101.89	111.70
34	BA	1035	A	C4'-C3'-C2'	5.16	107.76	102.60
34	BA	1590	G	C5'-C4'-O4'	5.16	115.29	109.10
35	BB	364	U	C5'-C4'-C3'	-5.16	107.74	116.00
35	BB	580	A	C3'-C2'-C1'	-5.16	97.37	101.50
35	BB	1231	U	C6-N1-C2	-5.16	117.90	121.00
35	BB	1257	A	P-O3'-C3'	-5.16	113.51	119.70
36	BC	160	C	N1-C2-O2	5.16	122.00	118.90
47	BN	99	GLY	N-CA-C	-5.16	100.20	113.10
85	AA	1124	G	C8-N9-C4	-5.16	104.33	106.40
85	AA	1465	C	N1-C2-O2	5.16	122.00	118.90
85	AA	1790	G	O4'-C1'-N9	-5.16	104.07	108.20
85	AA	1881	C	C2-N1-C1'	-5.16	113.12	118.80
31	AX	202	ASP	N-CA-CB	-5.16	101.31	110.60
34	BA	92	G	N3-C2-N2	5.16	123.51	119.90
34	BA	149	G	C5'-C4'-O4'	5.16	115.29	109.10
34	BA	249	A	C3'-C2'-C1'	5.16	105.63	101.50
34	BA	560	U	N3-C4-O4	5.16	123.01	119.40
34	BA	758	G	N9-C4-C5	-5.16	103.34	105.40
34	BA	988	U	C6-N1-C1'	5.16	128.43	121.20
34	BA	1564	A	O3'-P-O5'	5.16	113.81	104.00
35	BB	128	C	C3'-C2'-C1'	-5.16	97.37	101.50
35	BB	895	U	C2-N1-C1'	-5.16	111.51	117.70
35	BB	1001	G	C5-C6-N1	5.16	114.08	111.50
35	BB	1106	G	N3-C4-C5	-5.16	126.02	128.60
36	BC	140	U	C5-C4-O4	-5.16	122.80	125.90
38	BE	138	U	OP1-P-O3'	5.16	116.55	105.20
40	BG	132	U	N1-C1'-C2'	-5.16	106.32	112.00
47	BN	66	PRO	C-N-CA	5.16	134.60	121.70
85	AA	373	G	O4'-C4'-C3'	-5.16	98.84	104.00
85	AA	392	G	C1'-O4'-C4'	-5.16	105.77	109.90
85	AA	453	G	O4'-C1'-N9	5.16	112.33	108.20
85	AA	585	G	C4-C5-N7	-5.16	108.74	110.80
85	AA	681	G	C1'-O4'-C4'	5.16	114.03	109.90
85	AA	846	U	C2-N1-C1'	5.16	123.89	117.70

Continued on next page...

Continued from previous page...

Mol	Chain	Res	Type	Atoms	Z	Observed(°)	Ideal(°)
85	AA	2111	C	C2-N1-C1'	-5.16	113.12	118.80
85	AA	2162	G	C4-N9-C1'	-5.16	119.79	126.50
85	AA	2221	A	O4'-C4'-C3'	-5.16	98.84	104.00
85	AA	2246	U	O4'-C1'-N1	5.16	112.33	108.20
86	AB	28	G	C8-N9-C1'	5.16	133.71	127.00
34	BA	147	U	N3-C4-C5	-5.16	111.50	114.60
34	BA	287	U	C2-N1-C1'	5.16	123.89	117.70
34	BA	355	U	O5'-C5'-C4'	-5.16	101.90	111.70
34	BA	425	G	P-O5'-C5'	-5.16	112.65	120.90
34	BA	616	G	N9-C1'-C2'	-5.16	106.33	112.00
34	BA	1153	C	P-O3'-C3'	5.16	125.89	119.70
34	BA	1218	G	O4'-C1'-N9	5.16	112.33	108.20
34	BA	1432	C	P-O5'-C5'	5.16	129.16	120.90
34	BA	1584	G	C5'-C4'-O4'	5.16	115.29	109.10
34	BA	1606	A	O5'-P-OP2	5.16	116.89	110.70
36	BC	39	G	C6-N1-C2	-5.16	122.00	125.10
37	BD	15	U	O4'-C1'-N1	5.16	112.33	108.20
38	BE	45	G	O4'-C1'-N9	5.16	112.33	108.20
38	BE	72	C	N1-C1'-C2'	-5.16	106.33	112.00
40	BG	18	U	P-O3'-C3'	-5.16	113.51	119.70
62	Bc	12	VAL	CA-C-N	5.16	128.55	117.20
85	AA	273	C	P-O5'-C5'	5.16	129.15	120.90
85	AA	438	G	C4'-C3'-C2'	-5.16	97.44	102.60
85	AA	685	U	C5'-C4'-C3'	-5.16	107.75	116.00
85	AA	1776	C	C6-N1-C2	-5.16	118.24	120.30
85	AA	1933	G	O3'-P-O5'	5.16	113.80	104.00
85	AA	2223	C	O4'-C1'-N1	5.16	112.33	108.20
6	A5	83	TYR	CB-CG-CD2	-5.16	117.91	121.00
34	BA	583	G	C4-N9-C1'	-5.16	119.80	126.50
34	BA	1095	G	C5'-C4'-C3'	-5.16	107.75	116.00
34	BA	1577	U	C6-N1-C2	-5.16	117.91	121.00
34	BA	1614	G	P-O5'-C5'	-5.16	112.65	120.90
34	BA	1837	U	C3'-C2'-C1'	-5.16	97.37	101.50
35	BB	625	A	C8-N9-C4	-5.16	103.74	105.80
37	BD	74	A	C3'-C2'-C1'	-5.16	97.37	101.50
38	BE	162	U	O4'-C1'-N1	5.16	112.33	108.20
40	BG	27	C	C5'-C4'-O4'	5.16	115.29	109.10
85	AA	899	A	O5'-C5'-C4'	5.16	121.50	111.70
85	AA	1302	A	C5'-C4'-C3'	5.16	124.25	116.00
85	AA	2130	G	P-O3'-C3'	-5.16	113.51	119.70
2	A1	145	ARG	NE-CZ-NH1	5.16	122.88	120.30
29	AV	6	ARG	NE-CZ-NH1	5.16	122.88	120.30

Continued on next page...

Continued from previous page...

Mol	Chain	Res	Type	Atoms	Z	Observed(°)	Ideal(°)
34	BA	458	G	C5-C6-O6	-5.16	125.51	128.60
34	BA	535	G	N1-C2-N2	-5.16	111.56	116.20
34	BA	852	C	O4'-C1'-N1	5.16	112.32	108.20
34	BA	1348	G	N9-C1'-C2'	-5.16	106.33	112.00
34	BA	1556	A	N9-C1'-C2'	-5.16	106.33	112.00
35	BB	96	A	C8-N9-C1'	-5.16	118.42	127.70
35	BB	501	G	C8-N9-C4	-5.16	104.34	106.40
35	BB	1025	A	P-O5'-C5'	-5.16	112.65	120.90
37	BD	93	G	O5'-C5'-C4'	-5.16	101.90	111.70
38	BE	100	U	N3-C2-O2	-5.16	118.59	122.20
39	BF	56	C	C1'-O4'-C4'	5.16	114.02	109.90
40	BG	95	U	O4'-C1'-C2'	5.16	112.24	107.60
47	BN	171	ARG	NE-CZ-NH1	5.16	122.88	120.30
51	BR	139	TYR	CA-CB-CG	5.16	123.19	113.40
85	AA	271	A	C4-N9-C1'	-5.16	117.02	126.30
85	AA	506	G	C1'-O4'-C4'	-5.16	105.78	109.90
85	AA	725	G	C5'-C4'-C3'	-5.16	107.75	116.00
85	AA	915	G	N9-C1'-C2'	-5.16	106.33	112.00
85	AA	983	A	C8-N9-C1'	5.16	136.98	127.70
85	AA	2163	G	C1'-O4'-C4'	-5.16	105.78	109.90
15	AG	127	ARG	NE-CZ-NH2	-5.15	117.72	120.30
34	BA	774	A	P-O3'-C3'	-5.15	113.52	119.70
34	BA	1131	G	N1-C6-O6	5.15	122.99	119.90
34	BA	1437	G	N3-C2-N2	5.15	123.51	119.90
34	BA	1670	A	O4'-C1'-N9	5.15	112.32	108.20
35	BB	716	G	P-O3'-C3'	-5.15	113.52	119.70
35	BB	1054	G	C1'-O4'-C4'	-5.15	105.78	109.90
35	BB	1123	A	C8-N9-C4	5.15	107.86	105.80
35	BB	1397	G	C4'-C3'-C2'	-5.15	97.45	102.60
79	Bt	91	PHE	N-CA-CB	-5.15	101.32	110.60
85	AA	136	U	C4'-C3'-C2'	-5.15	97.45	102.60
85	AA	931	G	C1'-O4'-C4'	-5.15	105.78	109.90
85	AA	993	G	N1-C6-O6	5.15	122.99	119.90
85	AA	1127	G	C5-C6-O6	-5.15	125.51	128.60
85	AA	1215	A	OP1-P-O3'	5.15	116.54	105.20
8	A7	112	VAL	CA-CB-CG2	-5.15	103.17	110.90
34	BA	266	G	N1-C6-O6	-5.15	116.81	119.90
34	BA	387	A	C5-C6-N6	5.15	127.82	123.70
34	BA	624	G	C1'-O4'-C4'	-5.15	105.78	109.90
34	BA	1103	G	N3-C2-N2	5.15	123.51	119.90
34	BA	1176	C	O3'-P-O5'	-5.15	94.21	104.00
34	BA	1202	G	OP1-P-OP2	-5.15	111.87	119.60

Continued on next page...

Continued from previous page...

Mol	Chain	Res	Type	Atoms	Z	Observed(°)	Ideal(°)
35	BB	101	U	C4'-C3'-C2'	-5.15	97.45	102.60
35	BB	309	G	O4'-C1'-N9	5.15	112.32	108.20
35	BB	658	G	OP1-P-OP2	-5.15	111.87	119.60
35	BB	669	A	C3'-C2'-C1'	-5.15	97.38	101.50
35	BB	1109	A	C5-C6-N1	5.15	120.28	117.70
35	BB	1237	C	P-O5'-C5'	-5.15	112.66	120.90
35	BB	1307	C	C5'-C4'-C3'	-5.15	107.76	116.00
37	BD	108	G	C1'-O4'-C4'	-5.15	105.78	109.90
38	BE	136	G	C4-N9-C1'	-5.15	119.80	126.50
41	BH	109	G	N3-C4-N9	-5.15	122.91	126.00
48	BO	23	ASP	CB-CG-OD1	5.15	122.94	118.30
70	Bk	88	ARG	NE-CZ-NH1	5.15	122.88	120.30
85	AA	431	G	N3-C2-N2	-5.15	116.29	119.90
85	AA	868	A	C1'-O4'-C4'	-5.15	105.78	109.90
85	AA	1156	A	N9-C1'-C2'	-5.15	106.33	112.00
85	AA	1174	G	N9-C1'-C2'	-5.15	106.33	112.00
85	AA	1323	G	O4'-C1'-N9	5.15	112.32	108.20
85	AA	1469	G	O5'-C5'-C4'	-5.15	101.91	111.70
85	AA	2072	G	O5'-C5'-C4'	-5.15	101.91	111.70
31	AX	168	ASP	N-CA-CB	-5.15	101.33	110.60
34	BA	112	C	C5'-C4'-C3'	-5.15	107.76	116.00
34	BA	236	A	C2'-C3'-O3'	5.15	121.94	113.70
34	BA	504	A	O5'-P-OP1	-5.15	101.06	105.70
34	BA	565	U	P-O3'-C3'	-5.15	113.52	119.70
34	BA	667	U	O5'-C5'-C4'	-5.15	101.91	111.70
34	BA	1336	U	P-O5'-C5'	5.15	129.14	120.90
34	BA	1471	U	N1-C2-O2	5.15	126.41	122.80
34	BA	1524	G	C6-N1-C2	-5.15	122.01	125.10
34	BA	1597	G	C4-N9-C1'	-5.15	119.81	126.50
34	BA	1776	G	O4'-C1'-C2'	5.15	112.23	107.60
35	BB	822	G	C5-N7-C8	5.15	106.88	104.30
40	BG	123	C	N3-C2-O2	-5.15	118.29	121.90
45	BL	127	THR	CA-CB-CG2	-5.15	105.19	112.40
49	BP	119	SER	CB-CA-C	-5.15	100.31	110.10
60	Ba	86	MET	CG-SD-CE	-5.15	91.96	100.20
85	AA	90	A	N1-C6-N6	5.15	121.69	118.60
85	AA	250	C	C6-N1-C1'	5.15	126.98	120.80
85	AA	492	C	P-O3'-C3'	-5.15	113.52	119.70
85	AA	713	G	C4-N9-C1'	5.15	133.20	126.50
85	AA	719	C	P-O3'-C3'	-5.15	113.52	119.70
85	AA	750	A	P-O5'-C5'	5.15	129.14	120.90
85	AA	1445	C	C4'-C3'-C2'	5.15	107.75	102.60

Continued on next page...

Continued from previous page...

Mol	Chain	Res	Type	Atoms	Z	Observed(°)	Ideal(°)
85	AA	1829	C	C2-N1-C1'	-5.15	113.13	118.80
85	AA	1969	A	C4-N9-C1'	-5.15	117.03	126.30
85	AA	2091	C	O4'-C1'-N1	5.15	112.32	108.20
34	BA	799	A	C6-C5-N7	-5.15	128.70	132.30
34	BA	835	U	C5'-C4'-C3'	-5.15	107.76	116.00
34	BA	1172	C	O4'-C1'-N1	5.15	112.32	108.20
34	BA	1563	G	O3'-P-O5'	5.15	113.78	104.00
35	BB	527	U	C6-N1-C2	-5.15	117.91	121.00
57	BX	55	ARG	N-CA-CB	5.15	119.87	110.60
65	Bf	262	ASP	CB-CG-OD2	5.15	122.93	118.30
80	Bu	99	TYR	CB-CG-CD1	-5.15	117.91	121.00
85	AA	855	G	O3'-P-O5'	-5.15	94.22	104.00
85	AA	1016	G	C8-N9-C1'	5.15	133.69	127.00
85	AA	1458	G	C5-C6-N1	5.15	114.08	111.50
85	AA	1798	U	O3'-P-O5'	5.15	113.78	104.00
86	AB	16	U	C2-N1-C1'	5.15	123.88	117.70
4	A3	45	ALA	N-CA-CB	-5.15	102.89	110.10
34	BA	266	G	N3-C4-C5	-5.15	126.03	128.60
34	BA	805	A	O4'-C1'-N9	5.15	112.32	108.20
34	BA	1247	G	C1'-O4'-C4'	-5.15	105.78	109.90
34	BA	1452	U	C5'-C4'-O4'	5.15	115.28	109.10
34	BA	1614	G	C4-C5-N7	5.15	112.86	110.80
34	BA	1699	A	C8-N9-C4	-5.15	103.74	105.80
35	BB	627	G	O3'-P-O5'	5.15	113.78	104.00
35	BB	857	G	C4-N9-C1'	-5.15	119.81	126.50
35	BB	1005	A	C5'-C4'-C3'	-5.15	107.76	116.00
35	BB	1535	G	C8-N9-C1'	-5.15	120.31	127.00
36	BC	161	U	P-O3'-C3'	-5.15	113.52	119.70
40	BG	94	G	N9-C1'-C2'	-5.15	106.34	112.00
40	BG	135	C	C5'-C4'-C3'	-5.15	107.77	116.00
50	BQ	22	MET	N-CA-CB	-5.15	101.33	110.60
66	Bg	78	ILE	N-CA-C	-5.15	97.10	111.00
85	AA	682	C	P-O5'-C5'	-5.15	112.66	120.90
85	AA	831	C	O4'-C4'-C3'	-5.15	98.85	104.00
85	AA	1110	A	O5'-C5'-C4'	-5.15	101.92	111.70
85	AA	2016	A	N9-C1'-C2'	-5.15	106.34	112.00
85	AA	2180	C	C6-N1-C2	-5.15	118.24	120.30
85	AA	2180	C	N1-C2-N3	5.15	122.80	119.20
34	BA	323	C	C4'-C3'-O3'	5.15	123.29	113.00
34	BA	667	U	C6-N1-C1'	5.15	128.40	121.20
34	BA	735	A	C5-N7-C8	-5.15	101.33	103.90
34	BA	786	U	C4'-C3'-C2'	-5.15	97.45	102.60

Continued on next page...

Continued from previous page...

Mol	Chain	Res	Type	Atoms	Z	Observed(°)	Ideal(°)
34	BA	1591	G	P-O3'-C3'	-5.15	113.53	119.70
34	BA	1630	A	P-O5'-C5'	-5.15	112.67	120.90
35	BB	694	C	O4'-C1'-N1	5.15	112.32	108.20
35	BB	830	G	N3-C2-N2	5.15	123.50	119.90
35	BB	990	G	C8-N9-C1'	-5.15	120.31	127.00
62	Bc	22	ARG	CG-CD-NE	5.15	122.61	111.80
84	By	66	SER	CB-CA-C	-5.15	100.32	110.10
85	AA	97	A	C4-N9-C1'	-5.15	117.04	126.30
85	AA	1096	G	O4'-C1'-N9	5.15	112.32	108.20
85	AA	1570	A	C4-N9-C1'	5.15	135.56	126.30
85	AA	1619	A	P-O3'-C3'	-5.15	113.53	119.70
16	AH	130	THR	C-N-CA	5.14	134.56	121.70
34	BA	315	U	OP2-P-O3'	5.14	116.52	105.20
34	BA	603	U	P-O5'-C5'	-5.14	112.67	120.90
34	BA	1162	U	O3'-P-O5'	5.14	113.77	104.00
34	BA	1189	A	C5-C6-N6	5.14	127.82	123.70
34	BA	1220	C	N1-C2-O2	5.14	121.99	118.90
34	BA	1283	U	C6-N1-C1'	5.14	128.40	121.20
34	BA	1485	U	C4'-C3'-C2'	5.14	107.74	102.60
34	BA	1673	G	N3-C4-C5	-5.14	126.03	128.60
34	BA	1719	G	C5'-C4'-C3'	-5.14	107.77	116.00
34	BA	1752	A	O4'-C1'-N9	5.14	112.31	108.20
35	BB	386	G	P-O5'-C5'	5.14	129.13	120.90
35	BB	973	G	C5'-C4'-O4'	5.14	115.27	109.10
35	BB	1033	U	C2-N1-C1'	-5.14	111.53	117.70
35	BB	1081	U	C5'-C4'-C3'	5.14	124.23	116.00
35	BB	1473	U	C2-N1-C1'	5.14	123.87	117.70
35	BB	1545	U	C4'-C3'-C2'	-5.14	97.45	102.60
39	BF	55	A	C8-N9-C4	-5.14	103.74	105.80
52	BS	74	ARG	CB-CA-C	5.14	120.69	110.40
79	Bt	93	LEU	N-CA-C	-5.14	97.11	111.00
85	AA	11	A	C5-C6-N1	5.14	120.27	117.70
85	AA	301	U	C1'-O4'-C4'	-5.14	105.78	109.90
85	AA	720	A	O4'-C1'-N9	5.14	112.32	108.20
85	AA	978	U	C5'-C4'-C3'	-5.14	107.77	116.00
85	AA	1421	U	O4'-C1'-C2'	-5.14	100.66	105.80
85	AA	1449	C	C5'-C4'-O4'	5.14	115.27	109.10
85	AA	1873	U	N1-C2-N3	5.14	117.99	114.90
11	AC	202	ARG	C-N-CA	5.14	133.10	122.30
34	BA	24	C	C2-N1-C1'	-5.14	113.14	118.80
34	BA	291	C	C5-C4-N4	-5.14	116.60	120.20
34	BA	470	C	OP1-P-OP2	-5.14	111.89	119.60

Continued on next page...

Continued from previous page...

Mol	Chain	Res	Type	Atoms	Z	Observed(°)	Ideal(°)
34	BA	531	C	C3'-C2'-C1'	-5.14	97.39	101.50
34	BA	539	C	C2-N1-C1'	-5.14	113.14	118.80
34	BA	856	G	C6-N1-C2	-5.14	122.02	125.10
34	BA	1137	U	C6-N1-C1'	5.14	128.40	121.20
34	BA	1161	G	C3'-C2'-C1'	-5.14	97.39	101.50
34	BA	1191	C	O3'-P-O5'	-5.14	94.23	104.00
34	BA	1588	U	O4'-C1'-N1	5.14	112.31	108.20
34	BA	1689	U	O4'-C1'-N1	5.14	112.31	108.20
34	BA	1750	A	C8-N9-C1'	5.14	136.96	127.70
35	BB	410	A	N9-C1'-C2'	-5.14	106.34	112.00
35	BB	499	A	C5'-C4'-C3'	-5.14	107.77	116.00
35	BB	579	A	C4-C5-N7	5.14	113.27	110.70
35	BB	743	C	N1-C2-N3	5.14	122.80	119.20
35	BB	1246	C	C5-C4-N4	5.14	123.80	120.20
35	BB	1437	U	C2-N3-C4	-5.14	123.91	127.00
41	BH	54	U	C2-N1-C1'	-5.14	111.53	117.70
42	BI	119	ARG	N-CA-CB	-5.14	101.34	110.60
85	AA	66	U	O5'-C5'-C4'	5.14	121.47	111.70
85	AA	1022	G	N1-C6-O6	5.14	122.99	119.90
85	AA	1241	A	O4'-C1'-N9	5.14	112.31	108.20
85	AA	1864	G	C6-N1-C2	-5.14	122.01	125.10
86	AB	21	A	C4'-C3'-C2'	-5.14	97.46	102.60
34	BA	704	G	C5-C6-N1	5.14	114.07	111.50
34	BA	1065	U	O4'-C1'-N1	5.14	112.31	108.20
35	BB	750	G	P-O5'-C5'	5.14	129.12	120.90
35	BB	824	C	N3-C2-O2	-5.14	118.30	121.90
35	BB	1003	G	N1-C6-O6	-5.14	116.82	119.90
36	BC	73	U	P-O5'-C5'	-5.14	112.67	120.90
40	BG	109	C	C5'-C4'-C3'	-5.14	107.78	116.00
42	BI	84	SER	C-N-CD	-5.14	109.29	120.60
57	BX	139	ASP	CB-CG-OD2	-5.14	113.67	118.30
65	Bf	372	TYR	CB-CG-CD1	5.14	124.08	121.00
77	Br	326	ARG	NE-CZ-NH1	5.14	122.87	120.30
85	AA	486	G	C1'-O4'-C4'	-5.14	105.79	109.90
85	AA	740	A	O4'-C4'-C3'	-5.14	98.86	104.00
85	AA	1226	A	N1-C6-N6	-5.14	115.52	118.60
85	AA	1491	G	O5'-P-OP2	-5.14	101.07	105.70
85	AA	1703	A	C1'-O4'-C4'	-5.14	105.79	109.90
6	A5	117	TYR	CB-CG-CD1	5.14	124.08	121.00
8	A7	244	CYS	N-CA-CB	5.14	119.85	110.60
34	BA	103	G	O4'-C1'-N9	5.14	112.31	108.20
34	BA	144	C	C1'-O4'-C4'	-5.14	105.79	109.90

Continued on next page...

Continued from previous page...

Mol	Chain	Res	Type	Atoms	Z	Observed(°)	Ideal(°)
34	BA	161	U	C5'-C4'-O4'	5.14	115.27	109.10
34	BA	235	C	N3-C4-N4	5.14	121.60	118.00
34	BA	327	G	P-O5'-C5'	-5.14	112.68	120.90
34	BA	643	U	C5-C4-O4	5.14	128.98	125.90
34	BA	1025	A	C8-N9-C4	5.14	107.86	105.80
34	BA	1364	G	O3'-P-O5'	-5.14	94.23	104.00
34	BA	1691	G	C5-C6-N1	5.14	114.07	111.50
35	BB	10	C	O3'-P-O5'	5.14	113.77	104.00
35	BB	79	U	C6-N1-C1'	5.14	128.40	121.20
35	BB	589	U	O3'-P-O5'	5.14	113.76	104.00
35	BB	779	C	N1-C2-O2	5.14	121.98	118.90
35	BB	825	U	N3-C2-O2	-5.14	118.60	122.20
35	BB	1305	A	P-O3'-C3'	-5.14	113.53	119.70
35	BB	1522	G	C1'-O4'-C4'	-5.14	105.79	109.90
41	BH	29	G	O4'-C1'-C2'	5.14	112.23	107.60
58	BY	37	ARG	NE-CZ-NH1	5.14	122.87	120.30
65	Bf	456	ARG	NE-CZ-NH1	5.14	122.87	120.30
75	Bp	37	ARG	CD-NE-CZ	-5.14	116.41	123.60
82	Bw	183	MET	N-CA-CB	5.14	119.85	110.60
85	AA	459	C	C6-N1-C2	-5.14	118.24	120.30
85	AA	1871	U	C5'-C4'-C3'	-5.14	107.78	116.00
85	AA	2105	G	C2'-C3'-O3'	5.14	121.92	113.70
19	AK	35	ILE	CB-CA-C	-5.14	101.33	111.60
34	BA	135	G	N9-C1'-C2'	-5.14	106.35	112.00
34	BA	1505	G	C6-N1-C2	-5.14	122.02	125.10
34	BA	1525	G	C8-N9-C4	-5.14	104.34	106.40
35	BB	1503	U	C2-N3-C4	-5.14	123.92	127.00
36	BC	24	G	C4-N9-C1'	-5.14	119.82	126.50
37	BD	83	A	C5'-C4'-O4'	5.14	115.27	109.10
39	BF	41	U	C5-C6-N1	-5.14	120.13	122.70
85	AA	431	G	C3'-C2'-C1'	-5.14	97.39	101.50
85	AA	2074	G	O4'-C1'-C2'	5.14	112.22	107.60
21	AM	116	ARG	CB-CA-C	5.14	120.67	110.40
34	BA	71	G	O3'-P-O5'	5.14	113.76	104.00
34	BA	192	G	C5'-C4'-O4'	-5.14	102.94	109.10
34	BA	417	A	P-O3'-C3'	-5.14	113.54	119.70
34	BA	513	U	O5'-C5'-C4'	-5.14	101.94	111.70
34	BA	889	U	C2'-C3'-O3'	5.14	121.92	113.70
34	BA	1204	U	C2-N3-C4	-5.14	123.92	127.00
34	BA	1260	G	N7-C8-N9	-5.14	110.53	113.10
34	BA	1490	U	C5'-C4'-C3'	5.14	124.22	116.00
34	BA	1514	A	N9-C1'-C2'	-5.14	106.35	112.00

Continued on next page...

Continued from previous page...

Mol	Chain	Res	Type	Atoms	Z	Observed(°)	Ideal(°)
34	BA	1531	G	C6-N1-C2	-5.14	122.02	125.10
34	BA	1692	U	OP1-P-OP2	-5.14	111.89	119.60
35	BB	778	A	P-O5'-C5'	-5.14	112.68	120.90
35	BB	781	U	O4'-C4'-C3'	-5.14	98.86	104.00
35	BB	1139	A	N9-C1'-C2'	-5.14	106.35	112.00
35	BB	1241	U	C1'-O4'-C4'	-5.14	105.79	109.90
36	BC	30	U	C5-C4-O4	5.14	128.98	125.90
38	BE	200	A	C6-N1-C2	-5.14	115.52	118.60
39	BF	63	U	OP1-P-O3'	5.14	116.50	105.20
40	BG	61	A	C1'-O4'-C4'	-5.14	105.79	109.90
40	BG	159	A	P-O3'-C3'	5.14	125.86	119.70
41	BH	112	U	C6-N1-C1'	5.14	128.39	121.20
50	BQ	66	ARG	CD-NE-CZ	-5.14	116.41	123.60
65	Bf	184	ARG	N-CA-CB	-5.14	101.35	110.60
72	Bm	37	ARG	NE-CZ-NH2	-5.14	117.73	120.30
77	Br	151	LEU	CB-CA-C	5.14	119.96	110.20
85	AA	191	C	O3'-P-O5'	-5.14	94.24	104.00
85	AA	292	C	O4'-C4'-C3'	-5.14	98.86	104.00
85	AA	340	G	C8-N9-C1'	5.14	133.68	127.00
85	AA	1177	G	C6-C5-N7	-5.14	127.32	130.40
85	AA	1770	U	C2-N1-C1'	-5.14	111.54	117.70
85	AA	1867	G	C5-C6-N1	5.14	114.07	111.50
85	AA	1899	A	C4'-C3'-C2'	-5.14	97.46	102.60
85	AA	2119	C	N3-C4-C5	5.14	123.95	121.90
29	AV	62	TYR	CB-CG-CD1	5.13	124.08	121.00
34	BA	337	C	P-O3'-C3'	-5.13	113.54	119.70
34	BA	734	G	O5'-C5'-C4'	-5.13	101.95	111.70
34	BA	1034	U	C1'-O4'-C4'	-5.13	105.79	109.90
34	BA	1267	A	C4-N9-C1'	5.13	135.54	126.30
35	BB	502	C	N3-C4-N4	-5.13	114.41	118.00
35	BB	511	A	O4'-C1'-N9	5.13	112.31	108.20
35	BB	1185	G	C2-N3-C4	5.13	114.47	111.90
36	BC	25	C	C2-N3-C4	-5.13	117.33	119.90
36	BC	71	A	O4'-C1'-C2'	-5.13	100.67	105.80
40	BG	29	U	C6-N1-C1'	5.13	128.39	121.20
45	BL	27	ASN	N-CA-CB	5.13	119.84	110.60
69	Bj	47	TRP	CA-CB-CG	5.13	123.45	113.70
85	AA	543	A	N7-C8-N9	-5.13	111.23	113.80
85	AA	1309	G	O4'-C1'-N9	5.13	112.31	108.20
2	A1	159	TYR	CB-CG-CD1	-5.13	117.92	121.00
2	A1	185	ASN	CA-CB-CG	-5.13	102.11	113.40
34	BA	213	A	C5'-C4'-O4'	-5.13	102.94	109.10

Continued on next page...

Continued from previous page...

Mol	Chain	Res	Type	Atoms	Z	Observed(°)	Ideal(°)
35	BB	1435	G	P-O3'-C3'	-5.13	113.54	119.70
35	BB	1510	G	O3'-P-O5'	-5.13	94.25	104.00
37	BD	93	G	P-O3'-C3'	-5.13	113.54	119.70
39	BF	35	C	C4'-C3'-C2'	-5.13	97.47	102.60
40	BG	122	G	N7-C8-N9	-5.13	110.53	113.10
52	BS	36	PHE	N-CA-CB	-5.13	101.36	110.60
85	AA	112	A	C5'-C4'-O4'	5.13	115.26	109.10
85	AA	799	G	C6-C5-N7	-5.13	127.32	130.40
85	AA	971	U	O4'-C4'-C3'	-5.13	98.87	104.00
85	AA	1506	U	N1-C1'-C2'	-5.13	106.35	112.00
85	AA	2188	C	N3-C2-O2	-5.13	118.31	121.90
15	AG	25	TRP	N-CA-CB	5.13	119.83	110.60
23	AP	217	ARG	NH1-CZ-NH2	-5.13	113.76	119.40
34	BA	74	A	O4'-C1'-N9	5.13	112.31	108.20
34	BA	408	U	O4'-C1'-N1	5.13	112.31	108.20
34	BA	462	C	O5'-C5'-C4'	-5.13	101.95	111.70
34	BA	596	G	N9-C4-C5	-5.13	103.35	105.40
34	BA	681	G	P-O3'-C3'	5.13	125.86	119.70
34	BA	750	C	C4'-C3'-C2'	-5.13	97.47	102.60
34	BA	919	A	P-O5'-C5'	5.13	129.11	120.90
34	BA	1540	C	C5'-C4'-O4'	5.13	115.26	109.10
34	BA	1568	A	C3'-C2'-C1'	-5.13	97.40	101.50
34	BA	1812	C	C5-C4-N4	-5.13	116.61	120.20
35	BB	29	C	C6-N1-C2	5.13	122.35	120.30
35	BB	474	G	P-O5'-C5'	-5.13	112.69	120.90
35	BB	964	G	N7-C8-N9	-5.13	110.53	113.10
35	BB	1017	U	C1'-O4'-C4'	-5.13	105.80	109.90
35	BB	1195	A	C4-N9-C1'	-5.13	117.06	126.30
38	BE	108	U	N3-C2-O2	-5.13	118.61	122.20
42	BI	185	LYS	N-CA-CB	5.13	119.83	110.60
44	BK	22	PHE	CB-CG-CD1	-5.13	117.21	120.80
47	BN	120	ARG	NE-CZ-NH2	-5.13	117.73	120.30
67	Bh	134	PHE	CB-CG-CD1	-5.13	117.21	120.80
85	AA	445	U	C5'-C4'-O4'	5.13	115.26	109.10
85	AA	2139	G	C4'-C3'-C2'	5.13	107.73	102.60
86	AB	68	C	C2-N3-C4	-5.13	117.33	119.90
20	AL	42	ARG	NE-CZ-NH1	5.13	122.86	120.30
34	BA	330	A	C5'-C4'-C3'	5.13	124.21	116.00
34	BA	502	U	O4'-C1'-C2'	5.13	112.22	107.60
34	BA	557	U	N1-C2-N3	-5.13	111.82	114.90
35	BB	1153	G	N3-C2-N2	5.13	123.49	119.90
36	BC	113	G	C5-N7-C8	-5.13	101.73	104.30

Continued on next page...

Continued from previous page...

Mol	Chain	Res	Type	Atoms	Z	Observed(°)	Ideal(°)
85	AA	86	G	O4'-C1'-N9	5.13	112.30	108.20
85	AA	97	A	N9-C4-C5	-5.13	103.75	105.80
85	AA	1280	U	C5-C6-N1	-5.13	120.14	122.70
85	AA	1963	G	C5-C6-O6	-5.13	125.52	128.60
7	A6	4	TYR	C-N-CA	5.13	134.52	121.70
34	BA	183	G	C4-N9-C1'	-5.13	119.83	126.50
34	BA	580	U	C5'-C4'-C3'	-5.13	107.79	116.00
34	BA	852	C	N3-C2-O2	-5.13	118.31	121.90
34	BA	1360	G	P-O3'-C3'	5.13	125.86	119.70
35	BB	15	C	C2-N3-C4	-5.13	117.34	119.90
35	BB	427	U	O4'-C1'-N1	5.13	112.30	108.20
35	BB	754	U	P-O3'-C3'	5.13	125.85	119.70
35	BB	1154	C	C4'-C3'-C2'	5.13	107.73	102.60
35	BB	1169	A	C3'-C2'-C1'	-5.13	97.40	101.50
37	BD	110	G	C8-N9-C4	5.13	108.45	106.40
38	BE	185	G	O5'-C5'-C4'	-5.13	101.96	111.70
47	BN	10	HIS	CA-CB-CG	5.13	122.32	113.60
72	Bm	6	ARG	NH1-CZ-NH2	-5.13	113.76	119.40
85	AA	321	C	N3-C4-N4	5.13	121.59	118.00
85	AA	627	A	C4'-C3'-C2'	-5.13	97.47	102.60
85	AA	893	G	C8-N9-C4	5.13	108.45	106.40
85	AA	1003	G	P-O3'-C3'	-5.13	113.55	119.70
85	AA	1189	A	O4'-C1'-N9	5.13	112.30	108.20
85	AA	1469	G	N1-C6-O6	5.13	122.98	119.90
85	AA	1870	C	P-O3'-C3'	-5.13	113.55	119.70
85	AA	1873	U	O4'-C1'-N1	5.13	112.30	108.20
85	AA	1903	G	C1'-O4'-C4'	-5.13	105.80	109.90
85	AA	2187	G	N7-C8-N9	-5.13	110.54	113.10
34	BA	6	C	C5'-C4'-C3'	-5.13	107.80	116.00
34	BA	68	A	P-O3'-C3'	5.13	125.85	119.70
34	BA	81	C	C2-N1-C1'	-5.13	113.16	118.80
34	BA	417	A	C3'-C2'-C1'	-5.13	97.40	101.50
34	BA	503	C	C5'-C4'-C3'	-5.13	107.80	116.00
34	BA	545	U	C6-N1-C2	-5.13	117.92	121.00
34	BA	829	U	C1'-O4'-C4'	-5.13	105.80	109.90
34	BA	1802	C	P-O5'-C5'	-5.13	112.70	120.90
34	BA	1827	C	N1-C1'-C2'	-5.13	106.36	112.00
35	BB	642	G	C1'-O4'-C4'	-5.13	105.80	109.90
35	BB	689	C	C1'-O4'-C4'	-5.13	105.80	109.90
35	BB	1130	U	C2'-C3'-O3'	5.13	121.90	113.70
35	BB	1186	A	N1-C6-N6	-5.13	115.52	118.60
35	BB	1448	U	C4'-C3'-C2'	-5.13	97.47	102.60

Continued on next page...

Continued from previous page...

Mol	Chain	Res	Type	Atoms	Z	Observed(°)	Ideal(°)
35	BB	1481	C	C5-C6-N1	5.13	123.56	121.00
35	BB	1526	C	O3'-P-O5'	-5.13	94.26	104.00
39	BF	46	G	N1-C6-O6	-5.13	116.82	119.90
40	BG	54	G	C6-N1-C2	-5.13	122.02	125.10
40	BG	75	C	C6-N1-C2	5.13	122.35	120.30
43	BJ	38	TYR	CB-CG-CD2	-5.13	117.92	121.00
48	BO	36	ARG	NE-CZ-NH1	5.13	122.86	120.30
65	Bf	216	HIS	CA-CB-CG	-5.13	104.89	113.60
77	Br	203	ARG	NE-CZ-NH1	5.13	122.86	120.30
85	AA	367	A	N3-C4-N9	-5.13	123.30	127.40
85	AA	441	C	C3'-C2'-C1'	-5.13	97.40	101.50
85	AA	765	U	C1'-O4'-C4'	-5.13	105.80	109.90
85	AA	795	C	P-O5'-C5'	-5.13	112.70	120.90
85	AA	974	U	C5'-C4'-C3'	5.13	124.20	116.00
85	AA	1348	C	C4'-C3'-C2'	-5.13	97.47	102.60
85	AA	1977	G	C3'-C2'-C1'	-5.13	97.40	101.50
34	BA	102	G	N1-C2-N2	-5.12	111.59	116.20
34	BA	1003	A	N1-C6-N6	-5.12	115.53	118.60
34	BA	1398	C	P-O5'-C5'	-5.12	112.70	120.90
35	BB	1406	C	N3-C2-O2	-5.12	118.31	121.90
40	BG	118	U	O4'-C1'-N1	5.12	112.30	108.20
44	BK	171	TRP	CB-CG-CD1	5.12	133.66	127.00
79	Bt	41	ARG	NE-CZ-NH1	5.12	122.86	120.30
85	AA	903	G	C6-N1-C2	-5.12	122.03	125.10
85	AA	1093	C	P-O3'-C3'	-5.12	113.55	119.70
85	AA	1155	A	O5'-C5'-C4'	-5.12	101.96	111.70
34	BA	575	U	C2-N1-C1'	5.12	123.85	117.70
34	BA	1137	U	C5'-C4'-O4'	5.12	115.25	109.10
34	BA	1244	G	N1-C6-O6	5.12	122.97	119.90
34	BA	1457	C	P-O3'-C3'	5.12	125.85	119.70
34	BA	1519	G	C4-N9-C1'	-5.12	119.84	126.50
34	BA	1801	G	C5'-C4'-O4'	-5.12	102.95	109.10
35	BB	462	G	C4-N9-C1'	-5.12	119.84	126.50
35	BB	784	C	N1-C2-O2	5.12	121.97	118.90
35	BB	849	A	C4-N9-C1'	5.12	135.52	126.30
35	BB	969	C	C3'-C2'-C1'	-5.12	97.40	101.50
35	BB	971	A	P-O5'-C5'	5.12	129.10	120.90
35	BB	1047	C	P-O5'-C5'	5.12	129.10	120.90
35	BB	1164	U	C6-N1-C2	-5.12	117.93	121.00
35	BB	1383	C	C3'-C2'-C1'	-5.12	97.40	101.50
35	BB	1397	G	C1'-O4'-C4'	-5.12	105.80	109.90
40	BG	70	C	O4'-C1'-C2'	5.12	112.21	107.60

Continued on next page...

Continued from previous page...

Mol	Chain	Res	Type	Atoms	Z	Observed(°)	Ideal(°)
41	BH	33	G	N3-C4-C5	5.12	131.16	128.60
44	BK	201	THR	N-CA-CB	5.12	120.03	110.30
55	BV	121	TYR	CB-CG-CD2	-5.12	117.93	121.00
65	Bf	422	LYS	N-CA-C	-5.12	97.16	111.00
77	Br	177	ASP	CB-CA-C	-5.12	100.15	110.40
85	AA	99	U	N3-C4-O4	5.12	122.99	119.40
85	AA	246	C	C4'-C3'-C2'	-5.12	97.48	102.60
85	AA	280	U	O4'-C1'-N1	5.12	112.30	108.20
85	AA	354	C	N1-C2-O2	5.12	121.97	118.90
85	AA	705	G	C8-N9-C1'	5.12	133.66	127.00
85	AA	1102	C	C5-C6-N1	5.12	123.56	121.00
85	AA	2164	G	O4'-C1'-N9	5.12	112.30	108.20
85	AA	2209	U	O4'-C1'-N1	5.12	112.30	108.20
34	BA	228	A	O3'-P-O5'	-5.12	94.27	104.00
34	BA	588	C	C4'-C3'-C2'	-5.12	97.48	102.60
34	BA	757	G	O4'-C4'-C3'	-5.12	98.88	104.00
34	BA	1699	A	C8-N9-C1'	5.12	136.92	127.70
34	BA	1723	U	O5'-P-OP2	-5.12	101.09	105.70
34	BA	1744	C	P-O3'-C3'	-5.12	113.55	119.70
35	BB	34	G	C5'-C4'-O4'	5.12	115.25	109.10
35	BB	404	A	C5'-C4'-C3'	5.12	124.19	116.00
35	BB	411	A	N9-C4-C5	-5.12	103.75	105.80
35	BB	1410	G	C1'-O4'-C4'	-5.12	105.80	109.90
37	BD	20	C	N3-C2-O2	-5.12	118.31	121.90
38	BE	173	G	C5'-C4'-O4'	5.12	115.25	109.10
41	BH	92	A	N7-C8-N9	-5.12	111.24	113.80
41	BH	123	G	N7-C8-N9	-5.12	110.54	113.10
67	Bh	38	TRP	CB-CG-CD1	5.12	133.66	127.00
84	By	154	ARG	NE-CZ-NH1	5.12	122.86	120.30
85	AA	72	C	P-O3'-C3'	-5.12	113.56	119.70
85	AA	204	U	O4'-C4'-C3'	-5.12	98.88	104.00
85	AA	586	G	C4'-C3'-C2'	-5.12	97.48	102.60
85	AA	719	C	C6-N1-C2	-5.12	118.25	120.30
85	AA	1531	G	N1-C6-O6	5.12	122.97	119.90
27	AT	38	CYS	CB-CA-C	5.12	120.64	110.40
34	BA	34	U	C3'-C2'-C1'	-5.12	97.40	101.50
34	BA	207	A	P-O5'-C5'	-5.12	112.71	120.90
34	BA	894	G	N1-C6-O6	-5.12	116.83	119.90
34	BA	1481	U	O5'-C5'-C4'	-5.12	101.97	111.70
35	BB	977	G	OP2-P-O3'	5.12	116.47	105.20
35	BB	1250	A	C8-N9-C1'	5.12	136.92	127.70
40	BG	57	A	C1'-O4'-C4'	-5.12	105.80	109.90

Continued on next page...

Continued from previous page...

Mol	Chain	Res	Type	Atoms	Z	Observed(°)	Ideal(°)
40	BG	73	U	N1-C2-N3	5.12	117.97	114.90
65	Bf	409	THR	N-CA-CB	5.12	120.03	110.30
85	AA	8	U	C5'-C4'-C3'	5.12	124.19	116.00
85	AA	517	A	C4'-C3'-O3'	5.12	123.24	113.00
85	AA	1135	U	N3-C2-O2	-5.12	118.62	122.20
85	AA	1495	G	C1'-O4'-C4'	-5.12	105.80	109.90
85	AA	2036	A	O4'-C1'-N9	5.12	112.30	108.20
9	A8	35	TYR	CB-CG-CD1	5.12	124.07	121.00
34	BA	161	U	N3-C4-O4	5.12	122.98	119.40
34	BA	166	G	O3'-P-O5'	-5.12	94.28	104.00
34	BA	232	U	C6-N1-C2	-5.12	117.93	121.00
34	BA	1068	C	N3-C2-O2	-5.12	118.32	121.90
34	BA	1347	G	C5-C6-O6	-5.12	125.53	128.60
34	BA	1352	G	C8-N9-C4	-5.12	104.35	106.40
34	BA	1527	G	C4-N9-C1'	-5.12	119.84	126.50
34	BA	1812	C	N3-C4-C5	5.12	123.95	121.90
35	BB	365	U	C6-N1-C2	-5.12	117.93	121.00
35	BB	451	A	N7-C8-N9	-5.12	111.24	113.80
35	BB	475	A	C5-N7-C8	-5.12	101.34	103.90
35	BB	866	A	C5-C6-N6	-5.12	119.61	123.70
35	BB	964	G	C6-N1-C2	-5.12	122.03	125.10
41	BH	8	C	C5'-C4'-O4'	5.12	115.24	109.10
41	BH	52	G	C6-N1-C2	-5.12	122.03	125.10
51	BR	57	CYS	N-CA-CB	5.12	119.81	110.60
59	BZ	91	THR	CA-CB-CG2	-5.12	105.23	112.40
85	AA	106	G	P-O3'-C3'	-5.12	113.56	119.70
85	AA	172	A	C5'-C4'-C3'	5.12	124.19	116.00
85	AA	494	G	N1-C2-N2	-5.12	111.59	116.20
85	AA	675	A	C4-N9-C1'	-5.12	117.09	126.30
85	AA	1160	U	C5'-C4'-C3'	-5.12	107.81	116.00
85	AA	1235	G	C5-N7-C8	-5.12	101.74	104.30
85	AA	1255	C	P-O3'-C3'	-5.12	113.56	119.70
85	AA	1368	G	C8-N9-C1'	-5.12	120.34	127.00
85	AA	1547	G	C5-C6-N1	5.12	114.06	111.50
85	AA	1644	G	P-O3'-C3'	-5.12	113.56	119.70
85	AA	1712	A	C1'-O4'-C4'	-5.12	105.80	109.90
31	AX	19	GLU	N-CA-CB	-5.12	101.39	110.60
34	BA	111	U	C5-C6-N1	-5.12	120.14	122.70
34	BA	701	G	N3-C2-N2	5.12	123.48	119.90
34	BA	702	G	C5'-C4'-O4'	5.12	115.24	109.10
34	BA	1025	A	C5-C6-N6	-5.12	119.61	123.70
38	BE	16	C	C2-N1-C1'	5.12	124.43	118.80

Continued on next page...

Continued from previous page...

Mol	Chain	Res	Type	Atoms	Z	Observed(°)	Ideal(°)
39	BF	56	C	P-O5'-C5'	-5.12	112.71	120.90
40	BG	34	A	P-O5'-C5'	-5.12	112.71	120.90
50	BQ	116	ARG	NE-CZ-NH2	-5.12	117.74	120.30
85	AA	821	U	C1'-O4'-C4'	-5.12	105.81	109.90
85	AA	1844	A	O4'-C1'-N9	5.12	112.29	108.20
85	AA	1883	C	N3-C4-N4	5.12	121.58	118.00
15	AG	80	MET	CG-SD-CE	-5.12	92.02	100.20
34	BA	712	C	C5-C4-N4	-5.12	116.62	120.20
34	BA	1104	C	O4'-C1'-C2'	5.12	112.20	107.60
34	BA	1342	C	C2'-C3'-O3'	5.12	121.88	113.70
34	BA	1357	C	N3-C4-N4	-5.12	114.42	118.00
34	BA	1669	C	P-O5'-C5'	5.12	129.09	120.90
35	BB	390	G	N3-C4-C5	-5.12	126.04	128.60
35	BB	1016	C	C6-N1-C1'	5.12	126.94	120.80
35	BB	1094	A	N7-C8-N9	-5.12	111.24	113.80
35	BB	1165	A	P-O5'-C5'	-5.12	112.72	120.90
35	BB	1186	A	C8-N9-C1'	5.12	136.91	127.70
36	BC	96	A	C8-N9-C4	5.12	107.85	105.80
38	BE	14	C	N1-C2-O2	5.12	121.97	118.90
38	BE	35	A	C4-N9-C1'	-5.12	117.09	126.30
38	BE	159	A	O4'-C4'-C3'	-5.12	98.89	104.00
41	BH	25	A	N9-C1'-C2'	5.12	120.65	114.00
41	BH	45	G	N9-C4-C5	-5.12	103.35	105.40
65	Bf	364	THR	CB-CA-C	-5.12	97.79	111.60
74	Bo	58	ASP	C-N-CA	-5.12	111.56	122.30
77	Br	154	GLU	CB-CA-C	-5.12	100.17	110.40
79	Bt	93	LEU	CB-CA-C	-5.12	100.48	110.20
84	By	87	ARG	NE-CZ-NH2	-5.12	117.74	120.30
85	AA	319	U	C5-C6-N1	-5.12	120.14	122.70
85	AA	526	G	O5'-C5'-C4'	-5.12	101.98	111.70
85	AA	687	G	N3-C4-C5	-5.12	126.04	128.60
34	BA	276	C	C3'-C2'-C1'	-5.11	97.41	101.50
34	BA	429	G	C4-C5-N7	-5.11	108.75	110.80
34	BA	469	C	C2-N3-C4	-5.11	117.34	119.90
34	BA	764	G	C5-C6-O6	5.11	131.67	128.60
35	BB	430	A	C4'-C3'-C2'	-5.11	97.49	102.60
35	BB	474	G	N9-C1'-C2'	-5.11	106.38	112.00
35	BB	522	A	N1-C6-N6	-5.11	115.53	118.60
35	BB	541	U	O4'-C1'-N1	5.11	112.29	108.20
35	BB	663	G	N1-C6-O6	-5.11	116.83	119.90
35	BB	802	G	N3-C4-N9	5.11	129.07	126.00
35	BB	856	U	C3'-C2'-C1'	-5.11	97.41	101.50

Continued on next page...

Continued from previous page...

Mol	Chain	Res	Type	Atoms	Z	Observed(°)	Ideal(°)
35	BB	976	U	OP1-P-O3'	5.11	116.45	105.20
35	BB	1031	G	N3-C2-N2	5.11	123.48	119.90
35	BB	1051	U	C6-N1-C1'	5.11	128.36	121.20
35	BB	1101	C	C2-N3-C4	-5.11	117.34	119.90
35	BB	1227	G	C1'-O4'-C4'	-5.11	105.81	109.90
36	BC	7	U	O4'-C1'-C2'	-5.11	100.69	105.80
38	BE	152	U	C5-C6-N1	5.11	125.26	122.70
39	BF	2	G	C5'-C4'-C3'	-5.11	107.82	116.00
40	BG	9	G	C2'-C3'-O3'	5.11	121.88	113.70
41	BH	121	A	C5'-C4'-O4'	5.11	115.24	109.10
62	Bc	141	VAL	C-N-CA	5.11	134.49	121.70
85	AA	334	A	C4'-C3'-C2'	5.11	107.71	102.60
85	AA	701	C	N1-C2-N3	5.11	122.78	119.20
85	AA	717	G	C1'-O4'-C4'	-5.11	105.81	109.90
85	AA	777	U	C5-C4-O4	-5.11	122.83	125.90
85	AA	863	C	N3-C4-C5	5.11	123.94	121.90
85	AA	983	A	C2'-C3'-O3'	5.11	121.88	113.70
85	AA	1953	G	C4-N9-C1'	-5.11	119.85	126.50
85	AA	2055	G	P-O5'-C5'	-5.11	112.72	120.90
85	AA	2133	A	O3'-P-O5'	-5.11	94.28	104.00
85	AA	2171	A	C3'-C2'-C1'	-5.11	97.41	101.50
86	AB	63	G	O4'-C1'-C2'	5.11	112.20	107.60
34	BA	505	U	C2-N3-C4	-5.11	123.93	127.00
34	BA	561	U	O4'-C1'-N1	5.11	112.29	108.20
34	BA	1109	G	N3-C2-N2	5.11	123.48	119.90
34	BA	1682	A	C5'-C4'-C3'	-5.11	107.82	116.00
36	BC	96	A	P-O3'-C3'	-5.11	113.57	119.70
1	A0	121	THR	C-N-CA	5.11	134.48	121.70
7	A6	118	ALA	N-CA-CB	5.11	117.26	110.10
11	AC	156	ARG	NE-CZ-NH2	5.11	122.86	120.30
34	BA	26	C	O3'-P-O5'	-5.11	94.29	104.00
34	BA	205	G	O5'-C5'-C4'	-5.11	101.99	111.70
34	BA	290	G	O4'-C1'-C2'	5.11	112.20	107.60
34	BA	335	C	O4'-C1'-N1	5.11	112.29	108.20
34	BA	488	C	C5-C4-N4	-5.11	116.62	120.20
34	BA	544	U	C4-C5-C6	-5.11	116.63	119.70
34	BA	671	C	C6-N1-C2	-5.11	118.26	120.30
34	BA	800	G	N3-C4-N9	5.11	129.07	126.00
34	BA	935	A	C5-C6-N6	-5.11	119.61	123.70
34	BA	965	A	P-O5'-C5'	5.11	129.08	120.90
34	BA	1294	C	C5-C6-N1	-5.11	118.44	121.00
34	BA	1484	A	C3'-C2'-C1'	-5.11	97.41	101.50

Continued on next page...

Continued from previous page...

Mol	Chain	Res	Type	Atoms	Z	Observed(°)	Ideal(°)
34	BA	1641	G	C4-C5-C6	-5.11	115.73	118.80
34	BA	1655	G	C5-C6-O6	-5.11	125.53	128.60
34	BA	1837	U	N1-C2-O2	5.11	126.38	122.80
35	BB	543	G	C5'-C4'-C3'	-5.11	107.82	116.00
35	BB	858	U	C1'-O4'-C4'	-5.11	105.81	109.90
35	BB	1124	G	C5-C6-N1	5.11	114.06	111.50
35	BB	1223	A	O3'-P-O5'	5.11	113.71	104.00
35	BB	1260	A	N9-C1'-C2'	-5.11	106.38	112.00
35	BB	1365	G	C4-N9-C1'	-5.11	119.86	126.50
35	BB	1487	G	O3'-P-O5'	-5.11	94.29	104.00
37	BD	65	G	C5-C6-O6	-5.11	125.53	128.60
40	BG	150	A	C5'-C4'-C3'	-5.11	107.82	116.00
44	BK	162	ARG	NE-CZ-NH1	5.11	122.86	120.30
49	BP	122	TYR	CA-CB-CG	-5.11	103.69	113.40
85	AA	527	A	O4'-C4'-C3'	-5.11	98.89	104.00
85	AA	586	G	C6-N1-C2	-5.11	122.03	125.10
85	AA	633	C	N3-C2-O2	-5.11	118.32	121.90
85	AA	1092	G	C5'-C4'-C3'	-5.11	107.82	116.00
85	AA	1110	A	N9-C1'-C2'	-5.11	106.38	112.00
85	AA	1114	A	N9-C1'-C2'	-5.11	106.38	112.00
85	AA	1667	C	N3-C2-O2	-5.11	118.32	121.90
85	AA	2208	G	O4'-C1'-N9	5.11	112.29	108.20
26	AS	119	ARG	NE-CZ-NH1	5.11	122.86	120.30
34	BA	12	G	C6-N1-C2	-5.11	122.03	125.10
34	BA	429	G	O4'-C1'-N9	5.11	112.29	108.20
34	BA	955	G	C6-N1-C2	-5.11	122.03	125.10
34	BA	973	U	O5'-P-OP2	-5.11	101.10	105.70
35	BB	157	G	C5-C6-O6	-5.11	125.53	128.60
35	BB	1466	A	N7-C8-N9	5.11	116.36	113.80
47	BN	80	PHE	CB-CG-CD2	-5.11	117.22	120.80
47	BN	204	ASN	C-N-CA	5.11	134.47	121.70
85	AA	565	G	C5-C6-O6	-5.11	125.53	128.60
85	AA	1888	U	O4'-C1'-N1	5.11	112.29	108.20
85	AA	2179	C	N1-C2-O2	5.11	121.97	118.90
34	BA	813	C	O4'-C1'-N1	5.11	112.29	108.20
34	BA	1204	U	C3'-C2'-C1'	-5.11	97.41	101.50
34	BA	1642	A	C4'-C3'-C2'	-5.11	97.49	102.60
34	BA	1797	A	O4'-C1'-N9	5.11	112.29	108.20
34	BA	1809	G	N9-C1'-C2'	-5.11	106.38	112.00
35	BB	148	C	C2'-C3'-O3'	5.11	121.87	113.70
35	BB	401	U	C3'-C2'-C1'	-5.11	97.41	101.50
35	BB	470	C	C2-N1-C1'	-5.11	113.18	118.80

Continued on next page...

Continued from previous page...

Mol	Chain	Res	Type	Atoms	Z	Observed(°)	Ideal(°)
35	BB	502	C	N3-C2-O2	-5.11	118.32	121.90
35	BB	682	U	C4-C5-C6	-5.11	116.64	119.70
35	BB	700	C	O4'-C1'-N1	5.11	112.29	108.20
35	BB	1226	G	N1-C2-N2	5.11	120.80	116.20
35	BB	1261	U	P-O5'-C5'	-5.11	112.73	120.90
35	BB	1432	U	C1'-O4'-C4'	-5.11	105.81	109.90
38	BE	73	A	C5'-C4'-O4'	-5.11	102.97	109.10
38	BE	195	G	P-O5'-C5'	5.11	129.07	120.90
70	Bk	83	LYS	N-CA-C	-5.11	97.21	111.00
85	AA	173	A	OP1-P-O3'	5.11	116.44	105.20
85	AA	333	A	C8-N9-C4	5.11	107.84	105.80
85	AA	1115	G	O4'-C4'-C3'	-5.11	98.89	104.00
85	AA	1184	A	C5-C6-N1	5.11	120.25	117.70
85	AA	1970	A	N9-C1'-C2'	-5.11	106.38	112.00
2	A1	192	ILE	CB-CA-C	-5.11	101.39	111.60
7	A6	7	PHE	CB-CG-CD1	5.11	124.37	120.80
34	BA	109	A	C4-N9-C1'	-5.11	117.11	126.30
34	BA	359	G	C4'-C3'-C2'	5.11	107.71	102.60
34	BA	468	A	OP1-P-O3'	5.11	116.43	105.20
34	BA	622	G	C8-N9-C1'	5.11	133.64	127.00
34	BA	668	G	O4'-C1'-N9	5.11	112.28	108.20
34	BA	1276	G	C4-N9-C1'	-5.11	119.86	126.50
34	BA	1517	U	C2-N1-C1'	-5.11	111.57	117.70
34	BA	1601	C	C6-N1-C1'	5.11	126.93	120.80
34	BA	1728	G	C8-N9-C4	5.11	108.44	106.40
35	BB	86	A	OP2-P-O3'	5.11	116.43	105.20
35	BB	967	G	C8-N9-C1'	5.11	133.64	127.00
35	BB	1287	U	C5'-C4'-O4'	5.11	115.23	109.10
35	BB	1479	C	C6-N1-C1'	5.11	126.93	120.80
36	BC	143	C	N1-C2-O2	5.11	121.96	118.90
38	BE	173	G	C5-N7-C8	-5.11	101.75	104.30
38	BE	175	U	C5'-C4'-C3'	5.11	124.17	116.00
47	BN	175	ARG	C-N-CA	5.11	134.46	121.70
63	Bd	58	ALA	O-C-N	-5.11	114.53	122.70
79	Bt	6	LYS	CB-CA-C	-5.11	100.19	110.40
85	AA	4	C	C4'-C3'-C2'	5.11	107.71	102.60
85	AA	39	A	C3'-C2'-C1'	-5.11	97.42	101.50
85	AA	889	G	N9-C4-C5	5.11	107.44	105.40
85	AA	1149	A	C8-N9-C4	5.11	107.84	105.80
85	AA	1186	C	N3-C2-O2	-5.11	118.33	121.90
85	AA	1288	A	N7-C8-N9	5.11	116.35	113.80
85	AA	1292	A	C4'-C3'-C2'	5.11	107.70	102.60

Continued on next page...

Continued from previous page...

Mol	Chain	Res	Type	Atoms	Z	Observed(°)	Ideal(°)
85	AA	1561	A	C4-C5-C6	-5.11	114.45	117.00
34	BA	190	U	O5'-C5'-C4'	-5.10	102.00	111.70
34	BA	300	C	O4'-C4'-C3'	-5.10	98.90	104.00
34	BA	488	C	N1-C1'-C2'	5.10	120.64	114.00
34	BA	765	U	C2-N3-C4	-5.10	123.94	127.00
34	BA	1104	C	C3'-C2'-C1'	-5.10	97.42	101.50
34	BA	1277	G	C6-N1-C2	-5.10	122.04	125.10
34	BA	1800	G	C5-C6-O6	-5.10	125.54	128.60
35	BB	590	G	C5-C6-O6	5.10	131.66	128.60
35	BB	971	A	C4-N9-C1'	-5.10	117.11	126.30
35	BB	1070	G	O5'-C5'-C4'	-5.10	102.00	111.70
38	BE	36	U	O4'-C1'-N1	5.10	112.28	108.20
50	BQ	144	PHE	CB-CA-C	-5.10	100.19	110.40
85	AA	693	A	P-O5'-C5'	5.10	129.07	120.90
85	AA	1161	U	C1'-O4'-C4'	-5.10	105.82	109.90
85	AA	1409	U	P-O5'-C5'	5.10	129.07	120.90
85	AA	1646	U	O4'-C1'-N1	5.10	112.28	108.20
34	BA	442	G	C3'-C2'-C1'	-5.10	97.42	101.50
34	BA	567	U	C1'-O4'-C4'	-5.10	105.82	109.90
34	BA	859	G	P-O3'-C3'	-5.10	113.58	119.70
34	BA	1499	A	N9-C4-C5	5.10	107.84	105.80
34	BA	1621	U	O4'-C1'-N1	5.10	112.28	108.20
34	BA	1827	C	C5'-C4'-C3'	-5.10	107.84	116.00
35	BB	50	A	P-O3'-C3'	-5.10	113.58	119.70
35	BB	397	C	C1'-O4'-C4'	-5.10	105.82	109.90
35	BB	569	G	O4'-C1'-N9	5.10	112.28	108.20
35	BB	977	G	O5'-P-OP1	-5.10	101.11	105.70
35	BB	1028	C	C2-N1-C1'	-5.10	113.19	118.80
35	BB	1444	U	C5'-C4'-O4'	5.10	115.22	109.10
35	BB	1511	U	N3-C2-O2	-5.10	118.63	122.20
36	BC	87	C	C2'-C3'-O3'	5.10	121.86	113.70
51	BR	139	TYR	N-CA-C	-5.10	97.22	111.00
52	BS	93	VAL	CA-CB-CG2	-5.10	103.25	110.90
67	Bh	1	MET	CB-CG-SD	5.10	127.71	112.40
85	AA	104	C	C1'-O4'-C4'	-5.10	105.82	109.90
85	AA	800	A	N3-C4-N9	-5.10	123.32	127.40
85	AA	851	G	N9-C1'-C2'	-5.10	106.39	112.00
85	AA	1246	G	N3-C4-C5	-5.10	126.05	128.60
85	AA	1593	C	N3-C4-N4	-5.10	114.43	118.00
85	AA	2109	G	O4'-C4'-C3'	-5.10	98.90	104.00
85	AA	2132	A	C3'-C2'-C1'	-5.10	97.42	101.50
5	A4	111	VAL	N-CA-C	5.10	124.77	111.00

Continued on next page...

Continued from previous page...

Mol	Chain	Res	Type	Atoms	Z	Observed(°)	Ideal(°)
34	BA	474	A	P-O3'-C3'	-5.10	113.58	119.70
34	BA	957	A	C4'-C3'-O3'	-5.10	98.69	109.40
34	BA	1100	A	O4'-C1'-N9	5.10	112.28	108.20
34	BA	1656	A	C5'-C4'-C3'	-5.10	107.84	116.00
34	BA	1708	A	C4-N9-C1'	-5.10	117.12	126.30
34	BA	1815	G	N1-C2-N2	-5.10	111.61	116.20
35	BB	1168	G	O5'-C5'-C4'	-5.10	102.01	111.70
35	BB	1485	G	C6-N1-C2	-5.10	122.04	125.10
85	AA	384	C	N1-C1'-C2'	-5.10	106.39	112.00
85	AA	1263	G	C1'-O4'-C4'	-5.10	105.82	109.90
85	AA	2095	U	C5'-C4'-O4'	-5.10	102.98	109.10
86	AB	18	G	O4'-C1'-C2'	-5.10	100.70	105.80
34	BA	558	C	C1'-O4'-C4'	-5.10	105.82	109.90
34	BA	799	A	C8-N9-C4	-5.10	103.76	105.80
34	BA	1055	U	C6-N1-C2	-5.10	117.94	121.00
34	BA	1101	A	C5-C6-N6	5.10	127.78	123.70
34	BA	1167	A	C3'-C2'-C1'	-5.10	97.42	101.50
34	BA	1581	G	C4'-C3'-C2'	-5.10	97.50	102.60
34	BA	1776	G	C3'-C2'-C1'	-5.10	97.42	101.50
35	BB	130	G	C5-C6-N1	5.10	114.05	111.50
35	BB	519	A	C1'-O4'-C4'	-5.10	105.82	109.90
35	BB	578	G	C3'-C2'-C1'	-5.10	97.42	101.50
35	BB	845	C	N3-C2-O2	-5.10	118.33	121.90
35	BB	1220	A	C3'-C2'-C1'	-5.10	97.42	101.50
35	BB	1263	A	C5'-C4'-C3'	-5.10	107.84	116.00
35	BB	1390	U	O3'-P-O5'	5.10	113.69	104.00
35	BB	1457	A	N1-C6-N6	5.10	121.66	118.60
37	BD	66	G	C5'-C4'-C3'	-5.10	107.84	116.00
37	BD	76	U	OP2-P-O3'	5.10	116.42	105.20
39	BF	47	C	N3-C2-O2	-5.10	118.33	121.90
40	BG	49	A	O3'-P-O5'	-5.10	94.31	104.00
40	BG	175	G	C8-N9-C4	-5.10	104.36	106.40
53	BT	100	ARG	N-CA-CB	-5.10	101.42	110.60
61	Bb	29	PRO	N-CA-C	5.10	125.36	112.10
85	AA	402	G	C4-N9-C1'	-5.10	119.87	126.50
85	AA	485	A	C4'-C3'-C2'	-5.10	97.50	102.60
85	AA	534	A	N1-C2-N3	-5.10	126.75	129.30
85	AA	576	U	C3'-C2'-C1'	-5.10	97.42	101.50
85	AA	1230	U	O5'-C5'-C4'	-5.10	102.01	111.70
85	AA	1287	C	N3-C2-O2	-5.10	118.33	121.90
85	AA	1554	C	C1'-O4'-C4'	-5.10	105.82	109.90
85	AA	1788	U	C6-N1-C2	-5.10	117.94	121.00

Continued on next page...

Continued from previous page...

Mol	Chain	Res	Type	Atoms	Z	Observed(°)	Ideal(°)
86	AB	57	G	P-O5'-C5'	-5.10	112.74	120.90
9	A8	20	ARG	NE-CZ-NH1	5.10	122.85	120.30
34	BA	481	A	C5-C6-N1	-5.10	115.15	117.70
34	BA	544	U	O5'-P-OP2	-5.10	101.11	105.70
35	BB	837	A	N1-C2-N3	-5.10	126.75	129.30
35	BB	966	C	C1'-O4'-C4'	-5.10	105.82	109.90
35	BB	1000	U	N1-C1'-C2'	-5.10	106.39	112.00
35	BB	1535	G	C4'-C3'-C2'	-5.10	97.50	102.60
40	BG	48	U	C6-N1-C1'	5.10	128.34	121.20
40	BG	123	C	P-O3'-C3'	-5.10	113.58	119.70
48	BO	24	ILE	N-CA-CB	5.10	122.52	110.80
65	Bf	459	ARG	NE-CZ-NH2	-5.10	117.75	120.30
85	AA	189	G	N3-C4-C5	-5.10	126.05	128.60
85	AA	745	C	C6-N1-C1'	5.10	126.92	120.80
85	AA	762	U	C2-N1-C1'	5.10	123.82	117.70
85	AA	917	A	C4-C5-C6	-5.10	114.45	117.00
85	AA	1197	U	C1'-O4'-C4'	-5.10	105.82	109.90
85	AA	1230	U	C2-N3-C4	-5.10	123.94	127.00
85	AA	1514	A	O4'-C1'-N9	5.10	112.28	108.20
85	AA	1789	C	O4'-C1'-N1	5.10	112.28	108.20
85	AA	2250	U	C2-N3-C4	-5.10	123.94	127.00
34	BA	842	U	C1'-O4'-C4'	-5.10	105.82	109.90
34	BA	1067	G	C5-C6-O6	-5.10	125.54	128.60
34	BA	1706	A	P-O3'-C3'	-5.10	113.58	119.70
40	BG	25	G	O3'-P-O5'	5.10	113.68	104.00
40	BG	41	U	C5'-C4'-O4'	5.10	115.22	109.10
40	BG	181	C	P-O5'-C5'	-5.10	112.75	120.90
67	Bh	73	LEU	C-N-CA	-5.10	108.96	121.70
75	Bp	31	VAL	CA-CB-CG2	5.10	118.54	110.90
85	AA	107	A	C5'-C4'-C3'	-5.10	107.85	116.00
85	AA	791	C	C5'-C4'-C3'	-5.10	107.85	116.00
85	AA	983	A	C5-C6-N6	-5.10	119.62	123.70
85	AA	1379	A	P-O3'-C3'	5.10	125.81	119.70
85	AA	1405	U	P-O3'-C3'	-5.10	113.58	119.70
85	AA	1622	G	N1-C2-N2	-5.10	111.61	116.20
85	AA	1833	C	C2'-C3'-O3'	5.10	121.85	113.70
4	A3	176	ALA	N-CA-CB	-5.09	102.97	110.10
7	A6	149	VAL	N-CA-C	5.09	124.75	111.00
31	AX	88	GLU	N-CA-CB	5.09	119.77	110.60
34	BA	263	G	O4'-C1'-N9	5.09	112.28	108.20
34	BA	384	U	N1-C2-N3	5.09	117.96	114.90
34	BA	525	A	O3'-P-O5'	5.09	113.68	104.00

Continued on next page...

Continued from previous page...

Mol	Chain	Res	Type	Atoms	Z	Observed(°)	Ideal(°)
34	BA	618	G	O5'-C5'-C4'	-5.09	102.02	111.70
34	BA	676	G	P-O3'-C3'	-5.09	113.59	119.70
34	BA	764	G	C8-N9-C1'	-5.09	120.38	127.00
34	BA	786	U	O4'-C1'-N1	5.09	112.28	108.20
34	BA	1036	G	C1'-O4'-C4'	-5.09	105.82	109.90
34	BA	1606	A	N1-C6-N6	-5.09	115.54	118.60
34	BA	1665	G	C6-N1-C2	-5.09	122.04	125.10
34	BA	1734	U	N1-C2-N3	5.09	117.96	114.90
35	BB	65	A	C8-N9-C4	5.09	107.84	105.80
35	BB	775	U	C2-N1-C1'	-5.09	111.59	117.70
35	BB	1342	C	N1-C2-O2	5.09	121.96	118.90
39	BF	9	C	N3-C2-O2	-5.09	118.33	121.90
41	BH	13	C	N3-C4-N4	5.09	121.57	118.00
42	BI	187	ARG	N-CA-CB	5.09	119.77	110.60
44	BK	7	ARG	NE-CZ-NH2	-5.09	117.75	120.30
78	Bs	2	MET	CB-CA-C	5.09	120.59	110.40
80	Bu	221	ALA	C-N-CA	5.09	134.44	121.70
85	AA	55	A	C3'-C2'-C1'	-5.09	97.42	101.50
85	AA	980	U	P-O3'-C3'	-5.09	113.59	119.70
85	AA	1024	G	O4'-C1'-N9	5.09	112.28	108.20
85	AA	1772	U	O4'-C1'-N1	5.09	112.28	108.20
85	AA	2011	C	C6-N1-C2	5.09	122.34	120.30
85	AA	2096	G	N3-C2-N2	5.09	123.47	119.90
85	AA	2187	G	C5-C6-N1	5.09	114.05	111.50
5	A4	78	LYS	N-CA-CB	-5.09	101.43	110.60
25	AR	29	ILE	N-CA-CB	5.09	122.51	110.80
34	BA	559	C	C4'-C3'-C2'	-5.09	97.51	102.60
35	BB	439	G	C5'-C4'-O4'	5.09	115.21	109.10
35	BB	1188	A	C5'-C4'-C3'	-5.09	107.85	116.00
35	BB	1442	C	N3-C2-O2	-5.09	118.33	121.90
40	BG	2	U	C6-N1-C2	-5.09	117.94	121.00
40	BG	16	G	N3-C2-N2	5.09	123.47	119.90
15	AG	89	TYR	CB-CG-CD1	-5.09	117.95	121.00
25	AR	13	ASN	CA-C-N	-5.09	106.00	117.20
34	BA	418	G	C6-N1-C2	-5.09	122.05	125.10
34	BA	449	G	C2-N3-C4	5.09	114.45	111.90
34	BA	478	G	N1-C6-O6	-5.09	116.84	119.90
34	BA	683	C	O3'-P-O5'	5.09	113.68	104.00
34	BA	705	C	C2-N1-C1'	-5.09	113.20	118.80
34	BA	932	G	N1-C6-O6	5.09	122.95	119.90
34	BA	1161	G	C5-C6-O6	-5.09	125.55	128.60
34	BA	1220	C	N3-C4-N4	-5.09	114.44	118.00

Continued on next page...

Continued from previous page...

Mol	Chain	Res	Type	Atoms	Z	Observed(°)	Ideal(°)
34	BA	1537	G	C5'-C4'-O4'	5.09	115.21	109.10
35	BB	330	U	P-O3'-C3'	5.09	125.81	119.70
35	BB	835	C	P-O5'-C5'	5.09	129.05	120.90
35	BB	927	U	P-O3'-C3'	5.09	125.81	119.70
35	BB	999	G	O4'-C4'-C3'	-5.09	98.91	104.00
35	BB	1072	C	P-O5'-C5'	-5.09	112.75	120.90
35	BB	1404	A	N9-C4-C5	-5.09	103.76	105.80
35	BB	1513	U	C1'-O4'-C4'	-5.09	105.83	109.90
36	BC	154	A	C5-C6-N1	5.09	120.25	117.70
39	BF	62	U	C5'-C4'-O4'	5.09	115.21	109.10
52	BS	135	GLU	O-C-N	-5.09	114.55	122.70
85	AA	285	C	N1-C1'-C2'	-5.09	106.40	112.00
85	AA	512	U	P-O5'-C5'	5.09	129.05	120.90
85	AA	518	A	O5'-C5'-C4'	5.09	121.37	111.70
85	AA	1371	C	C4'-C3'-O3'	5.09	123.18	113.00
85	AA	1955	U	C4'-C3'-O3'	5.09	123.18	113.00
2	A1	155	ASP	CB-CG-OD1	5.09	122.88	118.30
26	AS	65	ALA	N-CA-CB	5.09	117.22	110.10
33	AZ	88	ASP	CB-CA-C	5.09	120.58	110.40
34	BA	465	A	C1'-O4'-C4'	-5.09	105.83	109.90
34	BA	487	A	C5'-C4'-O4'	5.09	115.21	109.10
34	BA	523	A	C5'-C4'-C3'	5.09	124.14	116.00
34	BA	784	C	O4'-C1'-C2'	5.09	112.18	107.60
34	BA	1044	A	C5-C6-N1	5.09	120.25	117.70
35	BB	673	C	C2-N3-C4	-5.09	117.36	119.90
35	BB	1109	A	O5'-P-OP2	-5.09	101.12	105.70
35	BB	1123	A	P-O3'-C3'	-5.09	113.59	119.70
35	BB	1304	U	C2-N1-C1'	5.09	123.81	117.70
36	BC	124	A	C5-C6-N1	5.09	120.25	117.70
37	BD	101	A	C1'-O4'-C4'	-5.09	105.83	109.90
38	BE	7	U	C2-N1-C1'	-5.09	111.59	117.70
38	BE	195	G	C2-N3-C4	5.09	114.44	111.90
40	BG	44	G	C5'-C4'-C3'	-5.09	107.86	116.00
65	Bf	233	HIS	CA-C-N	-5.09	106.00	117.20
66	Bg	78	ILE	CB-CA-C	-5.09	101.42	111.60
81	Bv	46	ARG	NE-CZ-NH2	5.09	122.84	120.30
84	By	30	ARG	NE-CZ-NH1	5.09	122.84	120.30
85	AA	514	U	C5'-C4'-C3'	-5.09	107.86	116.00
85	AA	579	U	O3'-P-O5'	-5.09	94.33	104.00
85	AA	609	U	C4'-C3'-C2'	-5.09	97.51	102.60
85	AA	866	U	C2-N1-C1'	-5.09	111.59	117.70
85	AA	887	A	N1-C2-N3	-5.09	126.75	129.30

Continued on next page...

Continued from previous page...

Mol	Chain	Res	Type	Atoms	Z	Observed(°)	Ideal(°)
85	AA	1191	G	C5'-C4'-C3'	-5.09	107.86	116.00
34	BA	215	C	O4'-C1'-N1	5.09	112.27	108.20
34	BA	868	C	P-O3'-C3'	-5.09	113.59	119.70
35	BB	45	A	C8-N9-C4	5.09	107.83	105.80
35	BB	325	G	O4'-C1'-N9	5.09	112.27	108.20
36	BC	121	G	N1-C6-O6	5.09	122.95	119.90
37	BD	75	G	O4'-C1'-C2'	-5.09	100.71	105.80
38	BE	158	U	O4'-C1'-N1	5.09	112.27	108.20
40	BG	105	A	C4-N9-C1'	-5.09	117.14	126.30
40	BG	114	A	P-O3'-C3'	-5.09	113.59	119.70
85	AA	259	A	C8-N9-C4	5.09	107.83	105.80
85	AA	513	G	C6-N1-C2	-5.09	122.05	125.10
85	AA	601	A	C5'-C4'-C3'	5.09	124.14	116.00
85	AA	2182	A	C4-C5-N7	5.09	113.24	110.70
34	BA	826	C	C6-N1-C1'	5.09	126.90	120.80
34	BA	1082	U	C5'-C4'-O4'	-5.09	103.00	109.10
34	BA	1115	A	O3'-P-O5'	5.09	113.67	104.00
34	BA	1143	U	N1-C2-O2	5.09	126.36	122.80
34	BA	1352	G	C3'-C2'-C1'	-5.09	97.43	101.50
34	BA	1484	A	OP1-P-O3'	5.09	116.39	105.20
34	BA	1615	A	C5'-C4'-C3'	5.09	124.14	116.00
35	BB	1047	C	P-O3'-C3'	-5.09	113.60	119.70
35	BB	1427	A	O4'-C4'-C3'	-5.09	98.91	104.00
35	BB	1455	A	C4-N9-C1'	5.09	135.46	126.30
35	BB	1488	G	N1-C6-O6	-5.09	116.85	119.90
36	BC	8	C	C1'-O4'-C4'	5.09	113.97	109.90
40	BG	175	G	C3'-C2'-C1'	-5.09	97.43	101.50
41	BH	60	A	C3'-C2'-C1'	5.09	105.57	101.50
44	BK	85	PHE	CB-CG-CD1	-5.09	117.24	120.80
85	AA	161	A	O4'-C1'-C2'	5.09	112.18	107.60
85	AA	800	A	C5-C6-N6	-5.09	119.63	123.70
85	AA	872	U	C2-N3-C4	-5.09	123.95	127.00
85	AA	999	A	P-O5'-C5'	5.09	129.04	120.90
85	AA	1710	C	O4'-C1'-N1	5.09	112.27	108.20
85	AA	2019	G	P-O3'-C3'	-5.09	113.60	119.70
11	AC	109	ASP	CB-CG-OD1	5.08	122.88	118.30
20	AL	81	ARG	NE-CZ-NH1	5.08	122.84	120.30
21	AM	4	THR	N-CA-CB	5.08	119.96	110.30
27	AT	100	ARG	NE-CZ-NH2	5.08	122.84	120.30
34	BA	566	G	C5'-C4'-C3'	5.08	124.14	116.00
34	BA	581	U	P-O3'-C3'	-5.08	113.60	119.70
34	BA	742	C	C2-N3-C4	5.08	122.44	119.90

Continued on next page...

Continued from previous page...

Mol	Chain	Res	Type	Atoms	Z	Observed(°)	Ideal(°)
35	BB	387	G	P-O3'-C3'	-5.08	113.60	119.70
35	BB	598	C	P-O3'-C3'	-5.08	113.60	119.70
35	BB	850	U	O4'-C1'-N1	5.08	112.27	108.20
35	BB	1273	G	C5'-C4'-C3'	5.08	124.14	116.00
39	BF	70	A	N9-C1'-C2'	-5.08	106.41	112.00
84	By	118	ARG	CG-CD-NE	-5.08	101.12	111.80
85	AA	39	A	O4'-C4'-C3'	-5.08	98.92	104.00
85	AA	595	A	C6-N1-C2	-5.08	115.55	118.60
4	A3	224	ARG	N-CA-CB	-5.08	101.45	110.60
34	BA	98	A	C5'-C4'-C3'	5.08	124.13	116.00
34	BA	361	C	N3-C4-N4	5.08	121.56	118.00
34	BA	369	A	P-O3'-C3'	-5.08	113.60	119.70
34	BA	711	C	P-O5'-C5'	5.08	129.03	120.90
34	BA	827	A	C3'-C2'-C1'	-5.08	97.43	101.50
34	BA	1555	G	C5'-C4'-C3'	-5.08	107.86	116.00
35	BB	129	U	C5-C6-N1	-5.08	120.16	122.70
35	BB	505	G	C1'-O4'-C4'	-5.08	105.83	109.90
35	BB	715	G	C1'-O4'-C4'	-5.08	105.83	109.90
35	BB	733	G	P-O5'-C5'	-5.08	112.77	120.90
35	BB	1302	C	O4'-C1'-N1	5.08	112.27	108.20
35	BB	1369	A	C5-C6-N6	-5.08	119.63	123.70
35	BB	1429	A	C3'-C2'-C1'	-5.08	97.43	101.50
38	BE	17	U	C5'-C4'-O4'	5.08	115.20	109.10
38	BE	163	A	C2-N3-C4	-5.08	108.06	110.60
41	BH	135	U	C4'-C3'-C2'	5.08	107.68	102.60
42	BI	162	ALA	N-CA-CB	5.08	117.22	110.10
47	BN	142	ASP	CB-CA-C	5.08	120.57	110.40
62	Bc	53	ILE	C-N-CA	5.08	134.41	121.70
67	Bh	70	ARG	NE-CZ-NH1	5.08	122.84	120.30
68	Bi	50	GLN	C-N-CA	5.08	134.41	121.70
79	Bt	87	ARG	CD-NE-CZ	-5.08	116.48	123.60
85	AA	233	C	N3-C4-N4	-5.08	114.44	118.00
85	AA	585	G	O3'-P-O5'	-5.08	94.34	104.00
85	AA	1147	A	O3'-P-O5'	5.08	113.66	104.00
85	AA	1257	A	C5-C6-N1	5.08	120.24	117.70
85	AA	1689	G	P-O3'-C3'	-5.08	113.60	119.70
85	AA	1895	C	C2-N1-C1'	5.08	124.39	118.80
85	AA	1916	A	C4'-C3'-C2'	-5.08	97.52	102.60
85	AA	2185	U	N1-C2-N3	-5.08	111.85	114.90
86	AB	39	U	O4'-C4'-C3'	-5.08	98.92	104.00
15	AG	60	ILE	N-CA-C	-5.08	97.28	111.00
31	AX	16	PHE	CB-CG-CD2	-5.08	117.24	120.80

Continued on next page...

Continued from previous page...

Mol	Chain	Res	Type	Atoms	Z	Observed(°)	Ideal(°)
34	BA	152	C	O5'-C5'-C4'	5.08	121.36	111.70
34	BA	167	U	N1-C1'-C2'	-5.08	106.41	112.00
34	BA	370	U	N3-C4-C5	5.08	117.65	114.60
34	BA	370	U	N3-C4-O4	-5.08	115.84	119.40
34	BA	733	G	N1-C6-O6	5.08	122.95	119.90
34	BA	839	U	P-O3'-C3'	-5.08	113.60	119.70
34	BA	930	A	C4-C5-C6	-5.08	114.46	117.00
34	BA	936	A	O3'-P-O5'	5.08	113.66	104.00
34	BA	959	G	P-O3'-C3'	5.08	125.80	119.70
34	BA	999	G	O4'-C1'-N9	5.08	112.27	108.20
34	BA	1086	A	P-O5'-C5'	-5.08	112.77	120.90
34	BA	1165	A	C1'-O4'-C4'	-5.08	105.83	109.90
34	BA	1285	G	C5-C6-N1	5.08	114.04	111.50
34	BA	1679	C	OP1-P-OP2	-5.08	111.98	119.60
34	BA	1783	C	C6-N1-C2	-5.08	118.27	120.30
35	BB	5	A	C5-N7-C8	-5.08	101.36	103.90
35	BB	87	G	P-O5'-C5'	5.08	129.03	120.90
35	BB	849	A	N7-C8-N9	5.08	116.34	113.80
35	BB	866	A	O4'-C1'-N9	5.08	112.27	108.20
35	BB	1115	G	C4'-C3'-C2'	-5.08	97.52	102.60
35	BB	1249	G	C5-C6-N1	5.08	114.04	111.50
35	BB	1416	A	C5-C6-N6	5.08	127.77	123.70
36	BC	41	A	C5-N7-C8	-5.08	101.36	103.90
36	BC	89	U	P-O3'-C3'	-5.08	113.60	119.70
37	BD	92	G	N3-C2-N2	5.08	123.46	119.90
38	BE	60	C	C4'-C3'-C2'	-5.08	97.52	102.60
38	BE	164	C	O4'-C1'-N1	5.08	112.26	108.20
61	Bb	52	TYR	CB-CG-CD2	-5.08	117.95	121.00
81	Bv	75	ARG	CA-CB-CG	5.08	124.58	113.40
85	AA	339	A	N9-C1'-C2'	-5.08	106.41	112.00
85	AA	610	C	C1'-O4'-C4'	-5.08	105.83	109.90
85	AA	1201	A	P-O3'-C3'	-5.08	113.60	119.70
85	AA	1512	U	P-O5'-C5'	-5.08	112.77	120.90
85	AA	1525	C	N1-C2-O2	5.08	121.95	118.90
85	AA	1579	A	P-O5'-C5'	-5.08	112.77	120.90
85	AA	1833	C	C5'-C4'-C3'	-5.08	107.87	116.00
86	AB	5	G	C5-C6-O6	-5.08	125.55	128.60
34	BA	343	G	OP1-P-OP2	-5.08	111.98	119.60
34	BA	619	U	O5'-C5'-C4'	-5.08	102.05	111.70
34	BA	1122	G	N9-C1'-C2'	-5.08	106.41	112.00
35	BB	53	C	C5'-C4'-O4'	-5.08	103.00	109.10
35	BB	887	G	N7-C8-N9	5.08	115.64	113.10

Continued on next page...

Continued from previous page...

Mol	Chain	Res	Type	Atoms	Z	Observed(°)	Ideal(°)
35	BB	1407	U	C5-C6-N1	-5.08	120.16	122.70
40	BG	26	G	N9-C1'-C2'	-5.08	106.41	112.00
44	BK	79	ARG	CG-CD-NE	-5.08	101.13	111.80
57	BX	129	THR	CA-CB-CG2	-5.08	105.29	112.40
65	Bf	413	THR	N-CA-C	-5.08	97.28	111.00
85	AA	763	U	C6-N1-C1'	5.08	128.31	121.20
17	AI	42	ALA	C-N-CA	5.08	134.40	121.70
26	AS	22	TRP	CB-CG-CD1	5.08	133.60	127.00
34	BA	961	C	P-O3'-C3'	-5.08	113.61	119.70
34	BA	1088	G	N7-C8-N9	-5.08	110.56	113.10
34	BA	1256	A	O3'-P-O5'	5.08	113.65	104.00
34	BA	1345	U	P-O3'-C3'	5.08	125.80	119.70
34	BA	1533	G	C5-C6-N1	5.08	114.04	111.50
34	BA	1617	U	OP2-P-O3'	5.08	116.37	105.20
35	BB	108	G	C5-C6-N1	5.08	114.04	111.50
35	BB	152	G	P-O3'-C3'	5.08	125.80	119.70
35	BB	324	A	O4'-C1'-N9	5.08	112.26	108.20
35	BB	455	G	C4'-C3'-C2'	-5.08	97.52	102.60
35	BB	507	G	N1-C2-N2	-5.08	111.63	116.20
35	BB	723	A	C8-N9-C4	-5.08	103.77	105.80
35	BB	1052	G	C1'-O4'-C4'	-5.08	105.84	109.90
35	BB	1210	U	O4'-C1'-N1	5.08	112.26	108.20
35	BB	1342	C	C5'-C4'-O4'	5.08	115.19	109.10
38	BE	124	G	N9-C1'-C2'	-5.08	106.42	112.00
40	BG	75	C	O4'-C1'-C2'	5.08	112.17	107.60
41	BH	1	U	C5'-C4'-O4'	5.08	115.19	109.10
50	BQ	102	ASN	N-CA-C	5.08	124.71	111.00
77	Br	155	ASP	CB-CG-OD2	-5.08	113.73	118.30
81	Bv	171	MET	N-CA-CB	5.08	119.74	110.60
85	AA	36	U	O5'-C5'-C4'	-5.08	102.05	111.70
85	AA	308	U	C6-N1-C1'	-5.08	114.09	121.20
85	AA	329	G	O4'-C1'-N9	5.08	112.26	108.20
85	AA	928	U	N1-C2-N3	5.08	117.95	114.90
85	AA	1146	C	P-O3'-C3'	-5.08	113.61	119.70
85	AA	1360	C	O4'-C1'-N1	5.08	112.26	108.20
85	AA	1647	G	P-O3'-C3'	-5.08	113.61	119.70
85	AA	1825	A	N1-C6-N6	-5.08	115.55	118.60
85	AA	2157	G	P-O3'-C3'	-5.08	113.61	119.70
85	AA	2175	U	C5'-C4'-C3'	-5.08	107.88	116.00
86	AB	28	G	C4-N9-C1'	-5.08	119.90	126.50
26	AS	30	SER	N-CA-CB	-5.08	102.88	110.50
34	BA	876	C	C4'-C3'-C2'	5.08	107.68	102.60

Continued on next page...

Continued from previous page...

Mol	Chain	Res	Type	Atoms	Z	Observed(°)	Ideal(°)
34	BA	1039	G	C5'-C4'-O4'	5.08	115.19	109.10
34	BA	1052	G	C1'-O4'-C4'	-5.08	105.84	109.90
34	BA	1670	A	C5'-C4'-O4'	5.08	115.19	109.10
35	BB	70	A	C5-C6-N6	5.08	127.76	123.70
35	BB	365	U	C5'-C4'-O4'	5.08	115.19	109.10
39	BF	39	C	P-O5'-C5'	5.08	129.02	120.90
85	AA	807	A	C3'-C2'-C1'	-5.08	97.44	101.50
85	AA	1225	C	C5'-C4'-C3'	-5.08	107.88	116.00
85	AA	1999	C	P-O3'-C3'	-5.08	113.61	119.70
85	AA	2059	A	C1'-O4'-C4'	-5.08	105.84	109.90
23	AP	226	TYR	CB-CG-CD2	-5.08	117.95	121.00
34	BA	548	G	C1'-O4'-C4'	5.08	113.96	109.90
34	BA	636	G	OP2-P-O3'	5.08	116.36	105.20
34	BA	1553	G	O4'-C1'-N9	5.08	112.26	108.20
35	BB	609	G	C1'-O4'-C4'	-5.08	105.84	109.90
35	BB	694	C	C6-N1-C2	-5.08	118.27	120.30
35	BB	716	G	N3-C4-C5	-5.08	126.06	128.60
35	BB	1076	U	P-O5'-C5'	-5.08	112.78	120.90
35	BB	1263	A	C6-N1-C2	-5.08	115.56	118.60
35	BB	1272	G	N1-C2-N2	-5.08	111.63	116.20
35	BB	1314	G	O5'-C5'-C4'	-5.08	102.06	111.70
35	BB	1347	C	N1-C2-N3	5.08	122.75	119.20
36	BC	9	G	C5-C6-N1	5.08	114.04	111.50
40	BG	161	C	C6-N1-C2	-5.08	118.27	120.30
44	BK	69	ARG	CD-NE-CZ	-5.08	116.49	123.60
53	BT	120	TYR	CA-CB-CG	5.08	123.04	113.40
53	BT	190	ARG	NE-CZ-NH1	5.08	122.84	120.30
77	Br	368	ALA	CB-CA-C	5.08	117.71	110.10
85	AA	336	C	O4'-C1'-N1	5.08	112.26	108.20
85	AA	1291	A	C5-C6-N6	5.08	127.76	123.70
85	AA	1684	U	C4'-C3'-C2'	-5.08	97.53	102.60
85	AA	1692	U	C2-N1-C1'	-5.08	111.61	117.70
85	AA	1967	A	P-O5'-C5'	5.08	129.02	120.90
85	AA	2082	C	C4-C5-C6	5.08	119.94	117.40
85	AA	2162	G	P-O3'-C3'	-5.08	113.61	119.70
85	AA	2193	A	P-O5'-C5'	-5.08	112.78	120.90
85	AA	2195	A	C3'-C2'-C1'	-5.08	97.44	101.50
15	AG	10	GLY	N-CA-C	-5.07	100.42	113.10
15	AG	123	HIS	CB-CA-C	-5.07	100.25	110.40
34	BA	644	C	O5'-P-OP2	5.07	116.79	110.70
34	BA	803	U	P-O5'-C5'	-5.07	112.78	120.90
34	BA	1039	G	C1'-O4'-C4'	-5.07	105.84	109.90

Continued on next page...

Continued from previous page...

Mol	Chain	Res	Type	Atoms	Z	Observed(°)	Ideal(°)
34	BA	1145	U	C2-N3-C4	-5.07	123.95	127.00
34	BA	1634	A	N9-C1'-C2'	5.07	120.60	114.00
34	BA	1713	U	C5'-C4'-C3'	5.07	124.12	116.00
35	BB	8	U	O5'-C5'-C4'	-5.07	102.06	111.70
35	BB	428	G	P-O5'-C5'	5.07	129.02	120.90
35	BB	486	G	O4'-C1'-C2'	5.07	112.17	107.60
35	BB	653	G	N9-C4-C5	5.07	107.43	105.40
35	BB	682	U	C3'-C2'-C1'	-5.07	97.44	101.50
35	BB	1074	U	N3-C2-O2	-5.07	118.65	122.20
35	BB	1266	A	C1'-O4'-C4'	-5.07	105.84	109.90
36	BC	100	U	N3-C2-O2	-5.07	118.65	122.20
37	BD	1	G	C2-N3-C4	5.07	114.44	111.90
37	BD	94	C	N3-C4-N4	5.07	121.55	118.00
38	BE	6	A	OP2-P-O3'	5.07	116.36	105.20
38	BE	10	G	C5-C6-N1	-5.07	108.96	111.50
39	BF	1	C	C6-N1-C2	-5.07	118.27	120.30
41	BH	28	U	C4'-C3'-C2'	5.07	107.67	102.60
80	Bu	299	VAL	N-CA-C	-5.07	97.30	111.00
81	Bv	80	TYR	CA-CB-CG	-5.07	103.76	113.40
85	AA	12	U	C2-N1-C1'	-5.07	111.61	117.70
85	AA	24	U	C6-N1-C1'	5.07	128.30	121.20
85	AA	146	U	C5-C6-N1	-5.07	120.16	122.70
85	AA	168	A	C3'-C2'-C1'	-5.07	97.44	101.50
85	AA	1065	G	O4'-C1'-N9	5.07	112.26	108.20
85	AA	1143	C	O5'-C5'-C4'	-5.07	102.06	111.70
85	AA	1207	C	O4'-C4'-C3'	5.07	110.16	106.10
85	AA	1668	G	O4'-C1'-N9	5.07	112.26	108.20
85	AA	2188	C	C5'-C4'-O4'	5.07	115.19	109.10
85	AA	2211	G	O4'-C1'-N9	5.07	112.26	108.20
5	A4	94	ASN	CA-CB-CG	-5.07	102.24	113.40
34	BA	771	A	OP1-P-OP2	-5.07	111.99	119.60
34	BA	1054	U	C6-N1-C1'	5.07	128.30	121.20
35	BB	718	G	C4-N9-C1'	-5.07	119.91	126.50
35	BB	1490	G	P-O5'-C5'	5.07	129.02	120.90
57	BX	51	ARG	NE-CZ-NH1	5.07	122.84	120.30
66	Bg	107	GLY	C-N-CA	5.07	134.38	121.70
85	AA	35	U	O5'-C5'-C4'	-5.07	102.06	111.70
85	AA	2045	U	C5'-C4'-C3'	-5.07	107.88	116.00
86	AB	48	C	C5'-C4'-O4'	5.07	115.19	109.10
22	AO	111	ARG	CB-CA-C	-5.07	100.26	110.40
34	BA	229	C	C5'-C4'-C3'	-5.07	107.89	116.00
34	BA	351	A	C6-N1-C2	-5.07	115.56	118.60

Continued on next page...

Continued from previous page...

Mol	Chain	Res	Type	Atoms	Z	Observed(°)	Ideal(°)
34	BA	397	A	P-O5'-C5'	-5.07	112.79	120.90
34	BA	483	A	O4'-C1'-C2'	-5.07	100.73	105.80
34	BA	571	G	C3'-C2'-C1'	5.07	105.56	101.50
34	BA	670	U	P-O3'-C3'	-5.07	113.62	119.70
34	BA	812	A	C1'-O4'-C4'	-5.07	105.84	109.90
34	BA	870	C	P-O3'-C3'	-5.07	113.61	119.70
34	BA	909	G	C4-C5-C6	-5.07	115.76	118.80
34	BA	1240	G	O3'-P-O5'	-5.07	94.36	104.00
34	BA	1717	C	C5'-C4'-C3'	-5.07	107.89	116.00
35	BB	561	C	O4'-C4'-C3'	-5.07	98.93	104.00
35	BB	753	A	C1'-O4'-C4'	-5.07	105.84	109.90
35	BB	835	C	C4'-C3'-O3'	-5.07	98.75	109.40
35	BB	1387	C	N1-C2-N3	5.07	122.75	119.20
36	BC	155	C	C6-N1-C2	5.07	122.33	120.30
37	BD	70	C	C3'-C2'-C1'	-5.07	97.44	101.50
41	BH	48	G	N7-C8-N9	5.07	115.64	113.10
41	BH	121	A	C5-N7-C8	-5.07	101.36	103.90
47	BN	124	TYR	CB-CG-CD2	-5.07	117.96	121.00
50	BQ	89	LYS	CB-CA-C	-5.07	100.26	110.40
67	Bh	126	ARG	NE-CZ-NH1	5.07	122.83	120.30
85	AA	308	U	O4'-C4'-C3'	-5.07	98.93	104.00
85	AA	863	C	C6-N1-C2	-5.07	118.27	120.30
85	AA	1483	A	C4-N9-C1'	-5.07	117.17	126.30
85	AA	1973	G	C8-N9-C1'	5.07	133.59	127.00
8	A7	206	PRO	C-N-CA	5.07	134.37	121.70
25	AR	47	ASN	C-N-CA	-5.07	111.66	122.30
34	BA	550	U	N3-C2-O2	-5.07	118.65	122.20
34	BA	910	U	C5-C6-N1	-5.07	120.17	122.70
35	BB	366	G	P-O3'-C3'	-5.07	113.62	119.70
35	BB	703	U	C2-N1-C1'	-5.07	111.62	117.70
35	BB	1154	C	N1-C2-O2	5.07	121.94	118.90
36	BC	88	A	OP1-P-O3'	5.07	116.35	105.20
40	BG	137	G	C6-N1-C2	-5.07	122.06	125.10
41	BH	69	C	N3-C2-O2	-5.07	118.35	121.90
62	Bc	18	PHE	CB-CG-CD1	5.07	124.35	120.80
85	AA	74	U	O4'-C1'-N1	5.07	112.26	108.20
85	AA	735	G	O4'-C1'-N9	5.07	112.26	108.20
85	AA	1627	U	O4'-C1'-N1	5.07	112.25	108.20
11	AC	240	TYR	CB-CG-CD1	-5.07	117.96	121.00
34	BA	136	A	C2'-C3'-O3'	5.07	121.81	113.70
34	BA	1426	A	OP2-P-O3'	5.07	116.35	105.20
35	BB	522	A	P-O3'-C3'	-5.07	113.62	119.70

Continued on next page...

Continued from previous page...

Mol	Chain	Res	Type	Atoms	Z	Observed(°)	Ideal(°)
35	BB	778	A	C4-N9-C1'	-5.07	117.18	126.30
35	BB	1003	G	N1-C2-N3	5.07	126.94	123.90
35	BB	1156	U	C5'-C4'-C3'	-5.07	107.89	116.00
35	BB	1452	U	C2-N3-C4	-5.07	123.96	127.00
38	BE	48	G	OP1-P-O3'	5.07	116.35	105.20
39	BF	56	C	N1-C2-N3	-5.07	115.65	119.20
85	AA	121	C	O3'-P-O5'	5.07	113.63	104.00
85	AA	166	C	C5'-C4'-C3'	5.07	124.11	116.00
85	AA	686	U	C1'-O4'-C4'	-5.07	105.85	109.90
85	AA	1372	C	C2-N1-C1'	-5.07	113.23	118.80
85	AA	1648	G	O3'-P-O5'	-5.07	94.37	104.00
85	AA	1674	G	P-O3'-C3'	-5.07	113.62	119.70
85	AA	1841	G	N3-C4-C5	-5.07	126.07	128.60
85	AA	1882	U	O5'-C5'-C4'	-5.07	102.07	111.70
2	A1	206	ARG	CG-CD-NE	-5.07	101.16	111.80
12	AD	15	ARG	NE-CZ-NH1	5.07	122.83	120.30
34	BA	281	C	OP2-P-O3'	5.07	116.35	105.20
34	BA	329	G	N3-C4-C5	-5.07	126.07	128.60
34	BA	768	G	C4'-C3'-C2'	-5.07	97.53	102.60
34	BA	1042	U	OP1-P-OP2	-5.07	112.00	119.60
34	BA	1307	U	OP2-P-O3'	5.07	116.34	105.20
34	BA	1693	U	C4'-C3'-C2'	5.07	107.67	102.60
35	BB	129	U	C5-C4-O4	-5.07	122.86	125.90
35	BB	130	G	N1-C2-N2	-5.07	111.64	116.20
35	BB	497	C	C4'-C3'-C2'	5.07	107.67	102.60
35	BB	1193	G	N9-C1'-C2'	-5.07	106.43	112.00
35	BB	1312	U	C6-N1-C2	5.07	124.04	121.00
39	BF	7	G	C3'-C2'-C1'	-5.07	97.45	101.50
39	BF	65	U	O4'-C1'-N1	-5.07	104.15	108.20
39	BF	70	A	O4'-C4'-C3'	-5.07	98.93	104.00
41	BH	64	U	O3'-P-O5'	-5.07	94.38	104.00
77	Br	209	VAL	CA-CB-CG2	-5.07	103.30	110.90
82	Bw	177	LYS	N-CA-CB	5.07	119.72	110.60
85	AA	127	U	O4'-C4'-C3'	-5.07	98.94	104.00
85	AA	369	A	C4-C5-C6	-5.07	114.47	117.00
85	AA	424	A	C5'-C4'-C3'	5.07	124.10	116.00
85	AA	534	A	P-O5'-C5'	-5.07	112.79	120.90
85	AA	862	U	C4'-C3'-O3'	-5.07	98.76	109.40
85	AA	926	C	O3'-P-O5'	5.07	113.62	104.00
85	AA	1067	G	N1-C6-O6	-5.07	116.86	119.90
85	AA	1552	U	P-O3'-C3'	-5.07	113.62	119.70
34	BA	513	U	C5'-C4'-O4'	5.06	115.18	109.10

Continued on next page...

Continued from previous page...

Mol	Chain	Res	Type	Atoms	Z	Observed(°)	Ideal(°)
34	BA	762	A	C8-N9-C4	5.06	107.83	105.80
35	BB	558	U	P-O3'-C3'	-5.06	113.62	119.70
35	BB	805	G	C6-N1-C2	-5.06	122.06	125.10
35	BB	1205	A	C4'-C3'-C2'	-5.06	97.54	102.60
38	BE	10	G	C1'-O4'-C4'	-5.06	105.85	109.90
85	AA	492	C	N1-C2-O2	5.06	121.94	118.90
85	AA	788	G	N1-C6-O6	-5.06	116.86	119.90
85	AA	1810	C	O4'-C4'-C3'	-5.06	98.94	104.00
85	AA	1828	C	O4'-C1'-N1	5.06	112.25	108.20
85	AA	1887	G	C4-N9-C1'	-5.06	119.92	126.50
85	AA	2084	U	C5'-C4'-O4'	5.06	115.18	109.10
9	A8	26	SER	C-N-CA	5.06	134.35	121.70
34	BA	4	A	C3'-C2'-C1'	-5.06	97.45	101.50
34	BA	72	U	C5'-C4'-O4'	5.06	115.17	109.10
34	BA	194	G	C8-N9-C1'	5.06	133.58	127.00
34	BA	374	U	O5'-C5'-C4'	-5.06	102.08	111.70
34	BA	383	G	C5'-C4'-O4'	5.06	115.18	109.10
34	BA	403	A	C8-N9-C4	5.06	107.83	105.80
34	BA	696	A	C6-N1-C2	-5.06	115.56	118.60
34	BA	740	A	C5'-C4'-C3'	5.06	124.10	116.00
34	BA	1215	U	O4'-C1'-C2'	5.06	112.16	107.60
34	BA	1221	A	C5'-C4'-O4'	-5.06	103.03	109.10
34	BA	1270	G	O4'-C1'-C2'	5.06	112.16	107.60
35	BB	130	G	C8-N9-C1'	5.06	133.58	127.00
35	BB	404	A	C5'-C4'-O4'	-5.06	103.03	109.10
35	BB	418	G	C4-N9-C1'	-5.06	119.92	126.50
35	BB	503	G	O4'-C1'-N9	5.06	112.25	108.20
35	BB	557	C	N3-C4-N4	-5.06	114.46	118.00
35	BB	614	U	N1-C2-O2	5.06	126.34	122.80
35	BB	1019	C	C2-N3-C4	-5.06	117.37	119.90
35	BB	1235	A	O5'-P-OP1	-5.06	101.14	105.70
35	BB	1313	C	C4'-C3'-C2'	5.06	107.66	102.60
35	BB	1463	A	O4'-C1'-N9	5.06	112.25	108.20
35	BB	1543	C	P-O3'-C3'	-5.06	113.62	119.70
36	BC	38	U	C5-C6-N1	-5.06	120.17	122.70
38	BE	196	C	P-O3'-C3'	5.06	125.78	119.70
38	BE	198	A	N7-C8-N9	-5.06	111.27	113.80
40	BG	94	G	C6-N1-C2	5.06	128.14	125.10
77	Br	308	LYS	C-N-CA	5.06	134.35	121.70
85	AA	106	G	C1'-O4'-C4'	-5.06	105.85	109.90
85	AA	361	U	N3-C2-O2	-5.06	118.66	122.20
85	AA	740	A	N1-C2-N3	5.06	131.83	129.30

Continued on next page...

Continued from previous page...

Mol	Chain	Res	Type	Atoms	Z	Observed(°)	Ideal(°)
85	AA	1270	C	C4'-C3'-C2'	-5.06	97.54	102.60
85	AA	1295	G	C3'-C2'-C1'	-5.06	97.45	101.50
85	AA	1388	G	O4'-C1'-N9	5.06	112.25	108.20
85	AA	1463	A	C5-C6-N1	5.06	120.23	117.70
85	AA	1954	C	C5-C6-N1	5.06	123.53	121.00
86	AB	4	C	N1-C2-O2	-5.06	115.86	118.90
34	BA	13	U	O5'-C5'-C4'	-5.06	102.08	111.70
34	BA	202	A	C6-N1-C2	5.06	121.64	118.60
34	BA	339	G	C5-C6-N1	5.06	114.03	111.50
34	BA	341	U	P-O3'-C3'	-5.06	113.63	119.70
34	BA	348	U	C5-C6-N1	-5.06	120.17	122.70
34	BA	936	A	C8-N9-C4	5.06	107.82	105.80
34	BA	1622	U	O4'-C4'-C3'	-5.06	98.94	104.00
34	BA	1729	G	C5'-C4'-C3'	5.06	124.10	116.00
35	BB	1065	G	C4-N9-C1'	5.06	133.08	126.50
35	BB	1486	C	C6-N1-C1'	5.06	126.87	120.80
35	BB	1542	C	N3-C2-O2	-5.06	118.36	121.90
49	BP	168	ARG	NE-CZ-NH2	5.06	122.83	120.30
50	BQ	88	ARG	CG-CD-NE	-5.06	101.17	111.80
85	AA	396	U	C4'-C3'-C2'	5.06	107.66	102.60
85	AA	1302	A	C8-N9-C4	-5.06	103.78	105.80
85	AA	1469	G	C2'-C3'-O3'	5.06	121.80	113.70
85	AA	1766	G	P-O3'-C3'	-5.06	113.63	119.70
85	AA	1962	U	O4'-C1'-N1	5.06	112.25	108.20
1	A0	88	PHE	CA-CB-CG	-5.06	101.76	113.90
34	BA	283	U	C5-C4-O4	5.06	128.94	125.90
34	BA	711	C	O5'-C5'-C4'	5.06	121.31	111.70
34	BA	866	C	C6-N1-C2	-5.06	118.28	120.30
34	BA	892	C	O4'-C1'-C2'	5.06	112.15	107.60
34	BA	1562	G	N3-C2-N2	5.06	123.44	119.90
36	BC	146	U	C2-N1-C1'	-5.06	111.63	117.70
52	BS	114	SER	CB-CA-C	-5.06	100.49	110.10
85	AA	112	A	C4'-C3'-O3'	-5.06	98.77	109.40
85	AA	167	A	C4'-C3'-C2'	-5.06	97.54	102.60
85	AA	889	G	O3'-P-O5'	5.06	113.61	104.00
85	AA	906	U	P-O3'-C3'	5.06	125.77	119.70
85	AA	926	C	C1'-O4'-C4'	-5.06	105.85	109.90
85	AA	1228	A	C1'-O4'-C4'	-5.06	105.85	109.90
85	AA	1240	A	N9-C4-C5	-5.06	103.78	105.80
85	AA	2156	C	O4'-C1'-N1	5.06	112.25	108.20
85	AA	2210	C	N1-C2-N3	5.06	122.74	119.20
3	A2	54	ILE	N-CA-CB	-5.06	99.17	110.80

Continued on next page...

Continued from previous page...

Mol	Chain	Res	Type	Atoms	Z	Observed(°)	Ideal(°)
7	A6	15	ARG	N-CA-C	5.06	124.65	111.00
13	AE	51	SER	N-CA-C	-5.06	97.34	111.00
14	AF	114	SER	N-CA-CB	5.06	118.09	110.50
34	BA	39	C	C4'-C3'-C2'	5.06	107.66	102.60
34	BA	104	A	P-O5'-C5'	-5.06	112.81	120.90
34	BA	156	U	C2'-C3'-O3'	5.06	121.79	113.70
34	BA	196	A	N1-C6-N6	5.06	121.63	118.60
34	BA	591	G	C4-C5-C6	-5.06	115.77	118.80
34	BA	661	C	N3-C2-O2	-5.06	118.36	121.90
34	BA	810	A	C8-N9-C1'	5.06	136.80	127.70
34	BA	847	U	P-O3'-C3'	5.06	125.77	119.70
34	BA	1612	C	C2'-C3'-O3'	5.06	121.79	113.70
35	BB	7	C	C6-N1-C1'	5.06	126.87	120.80
35	BB	822	G	C4'-C3'-O3'	5.06	123.11	113.00
35	BB	998	G	N1-C2-N2	-5.06	111.65	116.20
35	BB	1434	G	N1-C6-O6	5.06	122.93	119.90
35	BB	1454	G	O4'-C4'-C3'	-5.06	98.94	104.00
37	BD	65	G	C1'-O4'-C4'	-5.06	105.86	109.90
41	BH	30	C	C3'-C2'-C1'	5.06	105.55	101.50
50	BQ	79	PHE	CB-CG-CD1	-5.06	117.26	120.80
54	BU	65	TRP	CB-CG-CD1	5.06	133.57	127.00
58	BY	70	ARG	NE-CZ-NH1	5.06	122.83	120.30
60	Ba	35	ARG	N-CA-C	-5.06	97.34	111.00
69	Bj	145	ALA	C-N-CA	5.06	134.34	121.70
71	Bl	62	ARG	N-CA-CB	5.06	119.70	110.60
85	AA	5	U	P-O5'-C5'	5.06	128.99	120.90
85	AA	79	G	C5-C6-O6	-5.06	125.57	128.60
85	AA	702	G	N3-C2-N2	5.06	123.44	119.90
85	AA	716	G	C1'-O4'-C4'	-5.06	105.86	109.90
85	AA	1272	G	C4'-C3'-C2'	-5.06	97.54	102.60
85	AA	1325	C	O4'-C1'-N1	5.06	112.25	108.20
34	BA	56	G	C5-C6-N1	5.06	114.03	111.50
34	BA	575	U	O5'-C5'-C4'	5.06	121.31	111.70
34	BA	578	C	C2'-C3'-O3'	5.06	121.79	113.70
34	BA	591	G	C8-N9-C4	5.06	108.42	106.40
34	BA	626	G	N9-C1'-C2'	-5.06	106.44	112.00
34	BA	757	G	O4'-C1'-N9	5.06	112.25	108.20
34	BA	1776	G	N9-C1'-C2'	-5.06	106.44	112.00
35	BB	1485	G	C3'-C2'-C1'	-5.06	97.45	101.50
54	BU	18	LYS	N-CA-C	5.06	124.65	111.00
65	Bf	382	LEU	CB-CA-C	-5.06	100.59	110.20
85	AA	35	U	O4'-C1'-N1	5.06	112.25	108.20

Continued on next page...

Continued from previous page...

Mol	Chain	Res	Type	Atoms	Z	Observed(°)	Ideal(°)
85	AA	487	G	O3'-P-O5'	5.06	113.61	104.00
85	AA	1782	C	O4'-C1'-N1	5.06	112.25	108.20
85	AA	2043	A	N1-C6-N6	5.06	121.63	118.60
86	AB	36	A	O3'-P-O5'	-5.06	94.39	104.00
34	BA	292	C	C5'-C4'-C3'	-5.05	107.91	116.00
34	BA	400	A	C5'-C4'-O4'	5.05	115.17	109.10
34	BA	462	C	C5'-C4'-C3'	-5.05	107.91	116.00
34	BA	663	U	P-O5'-C5'	5.05	128.99	120.90
34	BA	690	G	O3'-P-O5'	5.05	113.60	104.00
34	BA	1026	C	C2-N3-C4	-5.05	117.37	119.90
34	BA	1074	C	OP1-P-OP2	-5.05	112.02	119.60
34	BA	1122	G	C1'-O4'-C4'	-5.05	105.86	109.90
34	BA	1305	A	C8-N9-C4	-5.05	103.78	105.80
35	BB	1356	G	N3-C4-N9	5.05	129.03	126.00
36	BC	15	G	C8-N9-C4	5.05	108.42	106.40
38	BE	204	U	P-O3'-C3'	-5.05	113.64	119.70
40	BG	73	U	C4'-C3'-C2'	5.05	107.65	102.60
41	BH	47	G	P-O5'-C5'	-5.05	112.81	120.90
77	Br	315	GLN	CB-CG-CD	-5.05	98.46	111.60
82	Bw	103	ARG	NE-CZ-NH1	5.05	122.83	120.30
85	AA	88	G	C4'-C3'-C2'	-5.05	97.55	102.60
85	AA	890	U	O3'-P-O5'	5.05	113.60	104.00
85	AA	1458	G	C1'-O4'-C4'	-5.05	105.86	109.90
85	AA	1848	G	N1-C6-O6	5.05	122.93	119.90
85	AA	2073	U	C5-C4-O4	5.05	128.93	125.90
34	BA	1428	G	C1'-O4'-C4'	-5.05	105.86	109.90
35	BB	38	C	C5'-C4'-O4'	5.05	115.16	109.10
35	BB	851	U	OP2-P-O3'	5.05	116.32	105.20
35	BB	1042	U	N1-C1'-C2'	-5.05	106.44	112.00
35	BB	1522	G	C4-N9-C1'	-5.05	119.93	126.50
85	AA	344	U	O5'-C5'-C4'	5.05	121.30	111.70
85	AA	627	A	C8-N9-C4	5.05	107.82	105.80
85	AA	788	G	O5'-C5'-C4'	-5.05	102.10	111.70
85	AA	884	A	C4'-C3'-C2'	-5.05	97.55	102.60
85	AA	1594	G	C3'-C2'-C1'	-5.05	97.46	101.50
85	AA	1621	U	P-O5'-C5'	5.05	128.99	120.90
85	AA	1865	C	N3-C2-O2	-5.05	118.36	121.90
85	AA	2154	C	C6-N1-C2	-5.05	118.28	120.30
1	A0	106	ASP	CB-CA-C	5.05	120.50	110.40
34	BA	74	A	C5'-C4'-O4'	5.05	115.16	109.10
34	BA	201	A	C5'-C4'-O4'	5.05	115.16	109.10
34	BA	470	C	O5'-P-OP1	5.05	116.76	110.70

Continued on next page...

Continued from previous page...

Mol	Chain	Res	Type	Atoms	Z	Observed(°)	Ideal(°)
34	BA	498	A	C4-N9-C1'	-5.05	117.21	126.30
34	BA	997	U	N3-C4-O4	-5.05	115.86	119.40
34	BA	1119	A	C6-N1-C2	-5.05	115.57	118.60
34	BA	1133	A	C5-C6-N6	-5.05	119.66	123.70
34	BA	1626	U	O4'-C1'-N1	5.05	112.24	108.20
34	BA	1811	A	OP1-P-O3'	5.05	116.31	105.20
35	BB	683	U	N3-C2-O2	-5.05	118.66	122.20
35	BB	1040	C	C5'-C4'-C3'	5.05	124.08	116.00
35	BB	1051	U	C2-N1-C1'	-5.05	111.64	117.70
35	BB	1254	G	C8-N9-C4	5.05	108.42	106.40
35	BB	1372	G	C5-C6-N1	5.05	114.03	111.50
35	BB	1493	A	P-O3'-C3'	-5.05	113.64	119.70
38	BE	105	A	P-O5'-C5'	-5.05	112.82	120.90
40	BG	34	A	C1'-O4'-C4'	-5.05	105.86	109.90
41	BH	18	C	C5-C6-N1	-5.05	118.47	121.00
41	BH	97	C	O3'-P-O5'	-5.05	94.40	104.00
41	BH	98	U	C3'-C2'-C1'	-5.05	97.46	101.50
48	BO	143	GLN	CB-CA-C	5.05	120.50	110.40
48	BO	166	TRP	CA-CB-CG	-5.05	104.10	113.70
62	Bc	66	SER	N-CA-CB	5.05	118.08	110.50
75	Bp	72	ARG	NE-CZ-NH1	5.05	122.83	120.30
85	AA	367	A	C8-N9-C4	-5.05	103.78	105.80
85	AA	740	A	N7-C8-N9	5.05	116.33	113.80
85	AA	819	G	C6-C5-N7	-5.05	127.37	130.40
85	AA	1199	C	N3-C2-O2	-5.05	118.36	121.90
85	AA	1228	A	C5-N7-C8	-5.05	101.37	103.90
85	AA	1256	C	O4'-C1'-N1	5.05	112.24	108.20
85	AA	1600	G	O4'-C1'-N9	5.05	112.24	108.20
85	AA	1673	A	C4-N9-C1'	-5.05	117.21	126.30
85	AA	1906	C	C3'-C2'-C1'	-5.05	97.46	101.50
2	A1	54	ASN	CA-CB-CG	5.05	124.51	113.40
34	BA	149	G	C5'-C4'-C3'	-5.05	107.92	116.00
34	BA	809	U	C5-C6-N1	-5.05	120.17	122.70
34	BA	1123	G	C8-N9-C4	-5.05	104.38	106.40
34	BA	1488	C	P-O3'-C3'	-5.05	113.64	119.70
35	BB	387	G	C3'-C2'-C1'	-5.05	97.46	101.50
35	BB	830	G	C4-N9-C1'	-5.05	119.94	126.50
35	BB	1543	C	N3-C2-O2	-5.05	118.37	121.90
37	BD	3	G	C1'-O4'-C4'	-5.05	105.86	109.90
38	BE	89	G	N1-C2-N2	-5.05	111.66	116.20
79	Bt	80	ILE	CA-CB-CG1	-5.05	101.41	111.00
85	AA	47	A	C6-C5-N7	-5.05	128.77	132.30

Continued on next page...

Continued from previous page...

Mol	Chain	Res	Type	Atoms	Z	Observed(°)	Ideal(°)
85	AA	67	C	N3-C4-C5	-5.05	119.88	121.90
85	AA	70	U	C1'-O4'-C4'	-5.05	105.86	109.90
85	AA	141	A	N1-C2-N3	-5.05	126.78	129.30
85	AA	455	G	C5'-C4'-O4'	5.05	115.16	109.10
85	AA	511	A	C5'-C4'-C3'	-5.05	107.92	116.00
85	AA	864	C	C5'-C4'-C3'	-5.05	107.92	116.00
85	AA	880	A	N1-C6-N6	-5.05	115.57	118.60
85	AA	1091	C	N3-C4-N4	5.05	121.53	118.00
85	AA	1355	U	C1'-O4'-C4'	5.05	113.94	109.90
85	AA	1884	A	C1'-O4'-C4'	-5.05	105.86	109.90
85	AA	2174	G	C4-N9-C1'	-5.05	119.94	126.50
4	A3	163	ARG	CG-CD-NE	-5.05	101.20	111.80
34	BA	429	G	C2'-C3'-O3'	5.05	121.78	113.70
34	BA	1233	U	C6-N1-C1'	5.05	128.27	121.20
35	BB	364	U	P-O3'-C3'	-5.05	113.64	119.70
35	BB	538	A	O5'-C5'-C4'	-5.05	102.11	111.70
35	BB	829	C	N1-C2-O2	5.05	121.93	118.90
35	BB	838	G	N3-C2-N2	5.05	123.43	119.90
35	BB	889	U	C5'-C4'-C3'	-5.05	107.92	116.00
35	BB	916	U	C2-N1-C1'	5.05	123.76	117.70
35	BB	1414	A	C8-N9-C4	5.05	107.82	105.80
38	BE	18	U	N3-C2-O2	-5.05	118.67	122.20
38	BE	169	C	C2'-C3'-O3'	5.05	121.78	113.70
39	BF	45	G	N9-C1'-C2'	-5.05	106.45	112.00
63	Bd	58	ALA	CA-C-O	5.05	130.70	120.10
85	AA	30	G	O4'-C1'-N9	5.05	112.24	108.20
85	AA	525	C	C3'-C2'-C1'	-5.05	97.46	101.50
85	AA	1016	G	O4'-C1'-N9	5.05	112.24	108.20
85	AA	2208	G	C1'-O4'-C4'	-5.05	105.86	109.90
34	BA	709	C	C5'-C4'-O4'	5.05	115.16	109.10
34	BA	1113	A	C6-N1-C2	-5.05	115.57	118.60
34	BA	1602	A	N1-C6-N6	5.05	121.63	118.60
34	BA	1718	C	C5'-C4'-C3'	5.05	124.08	116.00
34	BA	1735	G	N1-C2-N3	-5.05	120.87	123.90
35	BB	47	C	P-O3'-C3'	5.05	125.76	119.70
35	BB	579	A	O4'-C1'-N9	5.05	112.24	108.20
35	BB	822	G	C4'-C3'-C2'	5.05	107.65	102.60
35	BB	1048	A	N7-C8-N9	-5.05	111.28	113.80
35	BB	1157	G	C5-C6-N1	5.05	114.02	111.50
35	BB	1209	A	P-O5'-C5'	5.05	128.98	120.90
35	BB	1532	C	C6-N1-C1'	5.05	126.86	120.80
36	BC	28	C	C2-N1-C1'	5.05	124.35	118.80

Continued on next page...

Continued from previous page...

Mol	Chain	Res	Type	Atoms	Z	Observed(°)	Ideal(°)
36	BC	58	G	C8-N9-C1'	5.05	133.56	127.00
36	BC	113	G	C3'-C2'-C1'	-5.05	97.46	101.50
36	BC	127	C	N1-C2-O2	5.05	121.93	118.90
38	BE	162	U	C6-N1-C1'	5.05	128.26	121.20
65	Bf	265	PHE	CA-CB-CG	-5.05	101.79	113.90
81	Bv	179	PHE	N-CA-C	-5.05	97.37	111.00
85	AA	63	G	C5'-C4'-O4'	5.05	115.16	109.10
85	AA	226	C	O4'-C1'-N1	5.05	112.24	108.20
85	AA	261	U	O4'-C1'-N1	5.05	112.24	108.20
85	AA	455	G	N3-C4-N9	-5.05	122.97	126.00
85	AA	844	C	C2-N1-C1'	5.05	124.35	118.80
85	AA	937	G	C3'-C2'-C1'	-5.05	97.46	101.50
85	AA	1612	C	N3-C4-N4	5.05	121.53	118.00
85	AA	1666	U	O5'-C5'-C4'	-5.05	102.11	111.70
85	AA	1876	U	C6-N1-C2	-5.05	117.97	121.00
85	AA	2066	C	C5'-C4'-C3'	5.05	124.07	116.00
85	AA	2135	A	P-O3'-C3'	5.05	125.75	119.70
31	AX	66	ARG	N-CA-CB	-5.04	101.52	110.60
34	BA	649	A	C5-C6-N6	-5.04	119.66	123.70
34	BA	1315	C	N1-C1'-C2'	-5.04	106.45	112.00
35	BB	458	U	C3'-C2'-C1'	-5.04	97.46	101.50
35	BB	533	U	C2-N3-C4	-5.04	123.97	127.00
35	BB	901	U	P-O3'-C3'	-5.04	113.65	119.70
35	BB	1364	C	O4'-C1'-N1	5.04	112.24	108.20
80	Bu	118	LYS	CA-CB-CG	5.04	124.50	113.40
85	AA	25	C	C2'-C3'-O3'	5.04	121.77	113.70
85	AA	34	G	O4'-C1'-N9	5.04	112.24	108.20
85	AA	243	A	P-O5'-C5'	-5.04	112.83	120.90
85	AA	694	A	C4'-C3'-C2'	5.04	107.64	102.60
85	AA	869	A	O4'-C1'-N9	-5.04	104.16	108.20
85	AA	1471	G	N1-C6-O6	5.04	122.93	119.90
85	AA	1820	G	N1-C6-O6	5.04	122.93	119.90
85	AA	1981	A	C4'-C3'-C2'	-5.04	97.56	102.60
21	AM	27	VAL	CA-CB-CG1	5.04	118.47	110.90
34	BA	191	G	C5-C6-N1	5.04	114.02	111.50
34	BA	630	U	P-O5'-C5'	5.04	128.97	120.90
34	BA	1050	A	C5'-C4'-C3'	5.04	124.07	116.00
34	BA	1130	U	C4'-C3'-C2'	-5.04	97.56	102.60
34	BA	1433	U	OP1-P-O3'	5.04	116.29	105.20
34	BA	1498	A	O3'-P-O5'	-5.04	94.42	104.00
34	BA	1500	G	N1-C6-O6	-5.04	116.87	119.90
35	BB	25	A	C4-C5-C6	-5.04	114.48	117.00

Continued on next page...

Continued from previous page...

Mol	Chain	Res	Type	Atoms	Z	Observed(°)	Ideal(°)
35	BB	123	U	C2-N3-C4	-5.04	123.97	127.00
35	BB	314	A	P-O5'-C5'	-5.04	112.83	120.90
35	BB	409	U	O5'-C5'-C4'	-5.04	102.12	111.70
35	BB	1446	C	C2-N3-C4	-5.04	117.38	119.90
36	BC	9	G	N9-C1'-C2'	-5.04	106.45	112.00
37	BD	98	G	P-O5'-C5'	-5.04	112.83	120.90
38	BE	113	C	C2'-C3'-O3'	5.04	121.77	113.70
40	BG	132	U	C4'-C3'-C2'	-5.04	97.56	102.60
40	BG	139	U	C6-N1-C2	-5.04	117.97	121.00
45	BL	67	ARG	NE-CZ-NH2	-5.04	117.78	120.30
51	BR	56	ARG	CD-NE-CZ	5.04	130.66	123.60
73	Bn	34	CYS	N-CA-C	-5.04	97.39	111.00
85	AA	87	C	C2'-C3'-O3'	5.04	121.77	113.70
85	AA	247	G	C8-N9-C1'	5.04	133.56	127.00
85	AA	308	U	O5'-C5'-C4'	5.04	121.28	111.70
85	AA	636	G	N3-C2-N2	5.04	123.43	119.90
85	AA	773	G	N3-C2-N2	-5.04	116.37	119.90
85	AA	1341	U	O4'-C1'-N1	5.04	112.23	108.20
85	AA	1376	U	C6-N1-C2	-5.04	117.97	121.00
7	A6	17	PRO	N-CA-C	5.04	125.21	112.10
17	AI	121	HIS	CA-CB-CG	-5.04	105.03	113.60
34	BA	338	U	O4'-C1'-N1	5.04	112.23	108.20
34	BA	527	C	N1-C1'-C2'	-5.04	106.45	112.00
34	BA	697	A	O3'-P-O5'	5.04	113.58	104.00
34	BA	1294	C	C5'-C4'-C3'	-5.04	107.94	116.00
34	BA	1428	G	N9-C1'-C2'	-5.04	106.45	112.00
34	BA	1591	G	C2'-C3'-O3'	5.04	121.77	113.70
34	BA	1615	A	C3'-C2'-C1'	-5.04	97.47	101.50
34	BA	1617	U	N3-C2-O2	-5.04	118.67	122.20
35	BB	38	C	C5-C4-N4	5.04	123.73	120.20
35	BB	393	A	C4-N9-C1'	-5.04	117.23	126.30
35	BB	565	U	C6-N1-C1'	-5.04	114.14	121.20
35	BB	853	U	P-O5'-C5'	-5.04	112.83	120.90
37	BD	91	U	C4'-C3'-C2'	5.04	107.64	102.60
38	BE	196	C	C5'-C4'-C3'	5.04	124.07	116.00
45	BL	62	ARG	N-CA-CB	5.04	119.67	110.60
59	BZ	51	ASP	N-CA-C	5.04	124.61	111.00
80	Bu	133	ARG	CG-CD-NE	-5.04	101.22	111.80
85	AA	267	U	N3-C4-O4	5.04	122.93	119.40
85	AA	694	A	O5'-P-OP2	5.04	116.75	110.70
85	AA	1043	U	P-O3'-C3'	-5.04	113.65	119.70
85	AA	1140	G	C6-N1-C2	5.04	128.12	125.10

Continued on next page...

Continued from previous page...

Mol	Chain	Res	Type	Atoms	Z	Observed(°)	Ideal(°)
85	AA	1198	U	N1-C2-O2	5.04	126.33	122.80
85	AA	1517	G	C5-C6-N1	5.04	114.02	111.50
85	AA	1650	G	C4-N9-C1'	-5.04	119.95	126.50
85	AA	1913	G	O5'-C5'-C4'	-5.04	102.12	111.70
85	AA	2009	A	C8-N9-C4	-5.04	103.78	105.80
85	AA	2076	C	C5'-C4'-O4'	-5.04	103.05	109.10
85	AA	2140	U	C6-N1-C1'	5.04	128.26	121.20
34	BA	589	A	C8-N9-C1'	-5.04	118.63	127.70
34	BA	1596	C	P-O3'-C3'	5.04	125.75	119.70
35	BB	1060	U	P-O3'-C3'	5.04	125.75	119.70
37	BD	47	U	O3'-P-O5'	5.04	113.58	104.00
40	BG	70	C	P-O3'-C3'	-5.04	113.65	119.70
41	BH	113	G	P-O5'-C5'	-5.04	112.84	120.90
73	Bn	80	THR	CA-CB-CG2	-5.04	105.34	112.40
77	Br	256	GLU	N-CA-CB	-5.04	101.53	110.60
85	AA	526	G	C1'-O4'-C4'	-5.04	105.87	109.90
24	AQ	89	ARG	N-CA-C	-5.04	97.39	111.00
34	BA	95	C	C5-C4-N4	5.04	123.73	120.20
34	BA	816	G	O4'-C4'-C3'	-5.04	98.96	104.00
34	BA	954	U	C6-N1-C2	-5.04	117.98	121.00
34	BA	1287	G	C5-C6-O6	-5.04	125.58	128.60
34	BA	1840	C	C5'-C4'-O4'	5.04	115.15	109.10
35	BB	25	A	P-O5'-C5'	-5.04	112.84	120.90
35	BB	379	U	C4-C5-C6	-5.04	116.68	119.70
35	BB	640	A	O5'-P-OP1	5.04	116.75	110.70
35	BB	1054	G	N1-C6-O6	5.04	122.92	119.90
35	BB	1517	G	N3-C4-N9	-5.04	122.98	126.00
36	BC	132	U	P-O3'-C3'	-5.04	113.66	119.70
40	BG	14	G	P-O3'-C3'	5.04	125.75	119.70
41	BH	22	A	C2'-C3'-O3'	5.04	121.76	113.70
41	BH	108	U	O3'-P-O5'	-5.04	94.43	104.00
65	Bf	364	THR	CA-CB-CG2	-5.04	105.35	112.40
85	AA	37	U	P-O5'-C5'	-5.04	112.84	120.90
85	AA	147	G	N9-C1'-C2'	-5.04	106.46	112.00
85	AA	420	C	C3'-C2'-C1'	-5.04	97.47	101.50
85	AA	830	A	O3'-P-O5'	5.04	113.57	104.00
85	AA	1028	C	C1'-O4'-C4'	-5.04	105.87	109.90
85	AA	1567	C	P-O3'-C3'	-5.04	113.65	119.70
85	AA	1758	C	O4'-C1'-N1	5.04	112.23	108.20
85	AA	2184	A	O5'-C5'-C4'	-5.04	102.13	111.70
85	AA	2241	C	C6-N1-C2	-5.04	118.28	120.30
34	BA	633	G	O4'-C1'-N9	5.04	112.23	108.20

Continued on next page...

Continued from previous page...

Mol	Chain	Res	Type	Atoms	Z	Observed(°)	Ideal(°)
34	BA	803	U	N3-C2-O2	-5.04	118.67	122.20
34	BA	1038	U	C3'-C2'-C1'	-5.04	97.47	101.50
34	BA	1131	G	O4'-C1'-N9	5.04	112.23	108.20
34	BA	1165	A	C3'-C2'-C1'	-5.04	97.47	101.50
34	BA	1436	A	C8-N9-C1'	5.04	136.77	127.70
34	BA	1507	C	P-O3'-C3'	5.04	125.74	119.70
34	BA	1746	G	C4'-C3'-C2'	-5.04	97.56	102.60
35	BB	77	A	N1-C6-N6	-5.04	115.58	118.60
35	BB	387	G	O4'-C1'-N9	5.04	112.23	108.20
35	BB	1091	C	N3-C2-O2	-5.04	118.37	121.90
35	BB	1542	C	O4'-C4'-C3'	-5.04	98.96	104.00
41	BH	16	A	N3-C4-N9	-5.04	123.37	127.40
41	BH	17	A	O5'-C5'-C4'	-5.04	102.13	111.70
85	AA	290	G	O4'-C1'-N9	5.04	112.23	108.20
85	AA	1371	C	C1'-O4'-C4'	-5.04	105.87	109.90
85	AA	2227	A	O4'-C1'-C2'	5.04	112.13	107.60
34	BA	216	C	C3'-C2'-C1'	-5.04	97.47	101.50
34	BA	406	G	N1-C6-O6	5.04	122.92	119.90
34	BA	422	C	O5'-C5'-C4'	-5.04	102.13	111.70
34	BA	490	A	O3'-P-O5'	5.04	113.57	104.00
34	BA	493	G	C5-C6-N1	5.04	114.02	111.50
34	BA	618	G	N3-C4-C5	-5.04	126.08	128.60
34	BA	622	G	C4-N9-C1'	-5.04	119.95	126.50
34	BA	691	A	O5'-C5'-C4'	5.04	121.27	111.70
34	BA	1034	U	N1-C2-N3	5.04	117.92	114.90
34	BA	1167	A	C2-N3-C4	-5.04	108.08	110.60
34	BA	1531	G	N1-C2-N2	-5.04	111.67	116.20
35	BB	268	G	C4'-C3'-C2'	-5.04	97.56	102.60
35	BB	504	C	N3-C2-O2	5.04	125.42	121.90
35	BB	576	A	P-O3'-C3'	-5.04	113.66	119.70
35	BB	613	C	N3-C2-O2	-5.04	118.38	121.90
35	BB	806	U	N1-C2-N3	5.04	117.92	114.90
35	BB	956	G	C5-C6-O6	-5.04	125.58	128.60
35	BB	1047	C	C4'-C3'-C2'	5.04	107.64	102.60
35	BB	1195	A	C3'-C2'-C1'	-5.04	97.47	101.50
35	BB	1202	G	O5'-C5'-C4'	5.04	121.27	111.70
35	BB	1410	G	C8-N9-C1'	-5.04	120.45	127.00
35	BB	1512	C	C5-C4-N4	-5.04	116.67	120.20
37	BD	54	A	C5-C6-N6	-5.04	119.67	123.70
38	BE	131	C	O5'-C5'-C4'	-5.04	102.13	111.70
39	BF	37	C	C1'-O4'-C4'	-5.04	105.87	109.90
40	BG	179	C	C2-N3-C4	-5.04	117.38	119.90

Continued on next page...

Continued from previous page...

Mol	Chain	Res	Type	Atoms	Z	Observed(°)	Ideal(°)
41	BH	103	C	N1-C1'-C2'	-5.04	106.46	112.00
47	BN	158	TYR	CB-CG-CD1	-5.04	117.98	121.00
57	BX	72	VAL	N-CA-C	-5.04	97.40	111.00
65	Bf	454	LYS	CB-CG-CD	5.04	124.69	111.60
69	Bj	22	ARG	NE-CZ-NH1	5.04	122.82	120.30
85	AA	33	U	O5'-C5'-C4'	-5.04	102.13	111.70
85	AA	315	U	O4'-C4'-C3'	-5.04	98.97	104.00
85	AA	436	G	C8-N9-C1'	5.04	133.55	127.00
85	AA	617	C	C2-N1-C1'	5.04	124.34	118.80
85	AA	671	G	O4'-C1'-N9	5.04	112.23	108.20
85	AA	797	C	P-O5'-C5'	5.04	128.96	120.90
85	AA	986	U	P-O5'-C5'	5.04	128.96	120.90
85	AA	999	A	N1-C6-N6	-5.04	115.58	118.60
85	AA	1063	U	C5'-C4'-C3'	-5.04	107.94	116.00
85	AA	1155	A	C6-N1-C2	-5.04	115.58	118.60
85	AA	1538	C	P-O3'-C3'	-5.04	113.66	119.70
85	AA	2007	G	C4-C5-C6	-5.04	115.78	118.80
85	AA	2131	C	C5'-C4'-O4'	5.04	115.14	109.10
34	BA	27	G	C1'-O4'-C4'	-5.03	105.87	109.90
34	BA	345	G	N1-C6-O6	-5.03	116.88	119.90
34	BA	494	A	N9-C1'-C2'	-5.03	106.46	112.00
34	BA	754	G	OP1-P-O3'	5.03	116.27	105.20
34	BA	1251	A	C4-N9-C1'	-5.03	117.24	126.30
34	BA	1452	U	C5'-C4'-C3'	-5.03	107.95	116.00
35	BB	45	A	P-O5'-C5'	-5.03	112.84	120.90
35	BB	1038	G	C8-N9-C4	5.03	108.41	106.40
35	BB	1536	G	C4-N9-C1'	5.03	133.04	126.50
36	BC	113	G	O4'-C1'-N9	5.03	112.23	108.20
38	BE	107	U	N1-C2-N3	-5.03	111.88	114.90
40	BG	76	C	C2-N1-C1'	5.03	124.34	118.80
61	Bb	76	ASP	C-N-CA	5.03	134.29	121.70
82	Bw	26	SER	C-N-CA	5.03	134.28	121.70
85	AA	191	C	C5-C4-N4	-5.03	116.68	120.20
85	AA	244	G	O5'-C5'-C4'	-5.03	102.14	111.70
85	AA	336	C	C1'-O4'-C4'	-5.03	105.87	109.90
85	AA	427	G	N9-C1'-C2'	-5.03	106.46	112.00
85	AA	450	A	P-O3'-C3'	-5.03	113.66	119.70
85	AA	641	A	O4'-C1'-N9	5.03	112.23	108.20
85	AA	736	U	C5-C6-N1	5.03	125.22	122.70
85	AA	1429	U	C2-N1-C1'	-5.03	111.66	117.70
85	AA	1586	C	C5-C6-N1	5.03	123.52	121.00
85	AA	1887	G	N3-C2-N2	5.03	123.42	119.90

Continued on next page...

Continued from previous page...

Mol	Chain	Res	Type	Atoms	Z	Observed(°)	Ideal(°)
85	AA	2030	U	O4'-C1'-N1	5.03	112.23	108.20
85	AA	2032	G	C5-C6-O6	-5.03	125.58	128.60
85	AA	2222	G	C5'-C4'-C3'	-5.03	107.94	116.00
16	AH	117	MET	CG-SD-CE	-5.03	92.15	100.20
34	BA	376	U	N1-C1'-C2'	-5.03	106.47	112.00
34	BA	554	A	N1-C2-N3	5.03	131.82	129.30
34	BA	1223	C	N1-C2-N3	-5.03	115.68	119.20
34	BA	1423	U	OP2-P-O3'	5.03	116.27	105.20
34	BA	1593	U	P-O5'-C5'	5.03	128.95	120.90
35	BB	306	U	C2-N3-C4	5.03	130.02	127.00
35	BB	1094	A	C8-N9-C4	5.03	107.81	105.80
85	AA	892	C	C6-N1-C2	-5.03	118.29	120.30
85	AA	1964	A	O4'-C4'-C3'	-5.03	98.97	104.00
2	A1	129	GLY	N-CA-C	-5.03	100.52	113.10
34	BA	34	U	C6-N1-C2	-5.03	117.98	121.00
34	BA	91	C	C4'-C3'-C2'	-5.03	97.57	102.60
34	BA	202	A	N1-C6-N6	5.03	121.62	118.60
34	BA	412	G	P-O3'-C3'	5.03	125.74	119.70
34	BA	754	G	P-O3'-C3'	-5.03	113.66	119.70
34	BA	807	U	O5'-C5'-C4'	5.03	121.26	111.70
34	BA	951	C	N1-C2-N3	5.03	122.72	119.20
34	BA	1078	U	C2'-C3'-O3'	5.03	121.75	113.70
34	BA	1306	U	C6-N1-C2	-5.03	117.98	121.00
35	BB	56	U	P-O3'-C3'	-5.03	113.66	119.70
35	BB	613	C	O5'-C5'-C4'	-5.03	102.14	111.70
35	BB	960	C	P-O5'-C5'	-5.03	112.85	120.90
35	BB	1063	C	O5'-C5'-C4'	-5.03	102.14	111.70
35	BB	1197	G	N1-C2-N3	-5.03	120.88	123.90
35	BB	1352	C	C5-C6-N1	5.03	123.52	121.00
35	BB	1376	G	C5-C6-N1	5.03	114.02	111.50
37	BD	14	C	C5'-C4'-C3'	5.03	124.05	116.00
38	BE	2	G	C8-N9-C4	-5.03	104.39	106.40
38	BE	171	U	C2-N3-C4	-5.03	123.98	127.00
62	Bc	36	ALA	C-N-CA	5.03	134.28	121.70
64	Be	230	PRO	N-CA-CB	5.03	109.34	103.30
65	Bf	204	PHE	CB-CG-CD1	5.03	124.32	120.80
70	Bk	71	ARG	NE-CZ-NH1	5.03	122.82	120.30
74	Bo	33	GLN	N-CA-CB	-5.03	101.55	110.60
85	AA	445	U	O4'-C4'-C3'	-5.03	98.97	104.00
85	AA	506	G	C5'-C4'-C3'	-5.03	107.95	116.00
85	AA	687	G	C8-N9-C4	-5.03	104.39	106.40
85	AA	783	C	C3'-C2'-C1'	-5.03	97.47	101.50

Continued on next page...

Continued from previous page...

Mol	Chain	Res	Type	Atoms	Z	Observed(°)	Ideal(°)
85	AA	960	G	C3'-C2'-C1'	-5.03	97.48	101.50
85	AA	1673	A	C8-N9-C4	5.03	107.81	105.80
85	AA	1733	G	N1-C6-O6	-5.03	116.88	119.90
85	AA	1901	G	C5-C6-O6	-5.03	125.58	128.60
85	AA	2004	U	C2'-C3'-O3'	5.03	121.75	113.70
85	AA	2099	C	P-O3'-C3'	5.03	125.74	119.70
34	BA	289	A	N7-C8-N9	-5.03	111.28	113.80
34	BA	549	G	C5-C6-O6	5.03	131.62	128.60
34	BA	550	U	OP2-P-O3'	5.03	116.26	105.20
34	BA	1602	A	C8-N9-C4	5.03	107.81	105.80
35	BB	806	U	C5'-C4'-C3'	5.03	124.05	116.00
35	BB	1021	C	C2-N3-C4	-5.03	117.39	119.90
35	BB	1372	G	C5'-C4'-O4'	5.03	115.14	109.10
38	BE	39	U	N1-C1'-C2'	-5.03	106.47	112.00
38	BE	172	U	C5'-C4'-O4'	5.03	115.14	109.10
38	BE	202	C	N3-C4-N4	-5.03	114.48	118.00
39	BF	15	U	C1'-O4'-C4'	-5.03	105.88	109.90
39	BF	34	C	OP1-P-OP2	-5.03	112.06	119.60
79	Bt	100	GLY	N-CA-C	5.03	125.67	113.10
84	By	104	GLU	C-N-CA	5.03	134.27	121.70
85	AA	773	G	C2-N3-C4	5.03	114.42	111.90
85	AA	1961	U	N3-C2-O2	-5.03	118.68	122.20
34	BA	20	A	C6-C5-N7	-5.03	128.78	132.30
34	BA	480	G	O3'-P-O5'	-5.03	94.45	104.00
34	BA	543	A	N1-C2-N3	5.03	131.81	129.30
34	BA	646	C	O5'-P-OP1	5.03	116.73	110.70
34	BA	777	C	N3-C4-N4	5.03	121.52	118.00
35	BB	45	A	P-O3'-C3'	5.03	125.73	119.70
35	BB	66	G	C4-C5-N7	5.03	112.81	110.80
35	BB	379	U	P-O3'-C3'	-5.03	113.67	119.70
35	BB	461	U	N3-C2-O2	-5.03	118.68	122.20
35	BB	755	A	C2-N3-C4	5.03	113.11	110.60
35	BB	1221	G	N3-C4-N9	-5.03	122.98	126.00
65	Bf	72	ARG	N-CA-C	-5.03	97.43	111.00
70	Bk	46	GLY	C-N-CA	5.03	134.27	121.70
70	Bk	92	THR	N-CA-CB	5.03	119.85	110.30
85	AA	874	A	N9-C1'-C2'	-5.03	106.47	112.00
85	AA	1191	G	N1-C2-N3	-5.03	120.88	123.90
85	AA	1735	U	O4'-C4'-C3'	-5.03	98.97	104.00
85	AA	1812	C	C6-N1-C1'	5.03	126.83	120.80
85	AA	1818	C	P-O3'-C3'	5.03	125.73	119.70
86	AB	68	C	C4'-C3'-C2'	5.03	107.63	102.60

Continued on next page...

Continued from previous page...

Mol	Chain	Res	Type	Atoms	Z	Observed(°)	Ideal(°)
34	BA	175	G	C5'-C4'-C3'	5.03	124.04	116.00
34	BA	201	A	C1'-O4'-C4'	-5.03	105.88	109.90
34	BA	308	C	C6-N1-C1'	5.03	126.83	120.80
34	BA	543	A	C5'-C4'-O4'	5.03	115.13	109.10
34	BA	1203	G	N3-C2-N2	5.03	123.42	119.90
34	BA	1446	G	C5'-C4'-C3'	-5.03	107.96	116.00
35	BB	938	G	C5-C6-O6	-5.03	125.58	128.60
35	BB	1147	G	C1'-O4'-C4'	-5.03	105.88	109.90
35	BB	1386	C	P-O3'-C3'	-5.03	113.67	119.70
36	BC	42	G	C8-N9-C4	5.03	108.41	106.40
37	BD	29	C	C5'-C4'-O4'	5.03	115.13	109.10
38	BE	32	U	C5-C6-N1	-5.03	120.19	122.70
40	BG	61	A	N9-C1'-C2'	-5.03	106.47	112.00
40	BG	88	G	N9-C1'-C2'	-5.03	106.47	112.00
65	Bf	339	TYR	N-CA-CB	-5.03	101.55	110.60
70	Bk	120	ARG	NE-CZ-NH2	-5.03	117.79	120.30
85	AA	58	C	C4-C5-C6	-5.03	114.89	117.40
85	AA	114	C	N3-C2-O2	-5.03	118.38	121.90
85	AA	180	A	C5'-C4'-C3'	-5.03	107.96	116.00
85	AA	247	G	N1-C6-O6	5.03	122.92	119.90
85	AA	933	U	C5-C4-O4	-5.03	122.89	125.90
85	AA	2204	A	C4'-C3'-C2'	5.03	107.63	102.60
25	AR	45	ASP	N-CA-C	-5.02	97.44	111.00
34	BA	61	G	N9-C4-C5	5.02	107.41	105.40
34	BA	550	U	O5'-P-OP1	-5.02	101.18	105.70
34	BA	1064	A	P-O3'-C3'	-5.02	113.67	119.70
34	BA	1072	U	O4'-C1'-N1	5.02	112.22	108.20
36	BC	119	G	C8-N9-C4	5.02	108.41	106.40
39	BF	52	A	O4'-C4'-C3'	-5.02	98.98	104.00
41	BH	125	U	C1'-O4'-C4'	-5.02	105.88	109.90
41	BH	135	U	N3-C4-O4	-5.02	115.88	119.40
59	BZ	91	THR	N-CA-CB	5.02	119.84	110.30
77	Br	107	PHE	N-CA-CB	5.02	119.64	110.60
85	AA	372	U	C5-C4-O4	5.02	128.91	125.90
85	AA	2213	A	P-O5'-C5'	-5.02	112.86	120.90
34	BA	107	C	C5'-C4'-O4'	5.02	115.13	109.10
34	BA	274	C	C2-N3-C4	5.02	122.41	119.90
34	BA	375	C	C5-C6-N1	5.02	123.51	121.00
34	BA	793	A	C5-C6-N6	-5.02	119.68	123.70
34	BA	878	G	N3-C2-N2	5.02	123.42	119.90
34	BA	963	G	C6-N1-C2	-5.02	122.09	125.10
34	BA	1297	G	O4'-C1'-N9	5.02	112.22	108.20

Continued on next page...

Continued from previous page...

Mol	Chain	Res	Type	Atoms	Z	Observed(°)	Ideal(°)
34	BA	1460	U	C2-N1-C1'	5.02	123.73	117.70
34	BA	1818	A	N9-C1'-C2'	5.02	120.53	114.00
35	BB	68	G	O4'-C4'-C3'	5.02	110.12	106.10
35	BB	423	G	C5-C6-O6	5.02	131.61	128.60
35	BB	603	U	OP1-P-OP2	-5.02	112.07	119.60
35	BB	856	U	O4'-C1'-N1	5.02	112.22	108.20
35	BB	923	U	O4'-C1'-N1	5.02	112.22	108.20
35	BB	1232	A	C8-N9-C4	-5.02	103.79	105.80
35	BB	1252	G	O4'-C1'-N9	-5.02	104.18	108.20
37	BD	41	G	O4'-C1'-C2'	5.02	112.12	107.60
41	BH	46	C	C3'-C2'-C1'	-5.02	97.48	101.50
68	Bi	128	ARG	CA-C-N	5.02	128.25	117.20
85	AA	363	A	O5'-C5'-C4'	-5.02	102.16	111.70
85	AA	725	G	N3-C2-N2	5.02	123.42	119.90
85	AA	902	A	O5'-C5'-C4'	-5.02	102.16	111.70
85	AA	1093	C	C2-N1-C1'	-5.02	113.28	118.80
85	AA	1226	A	C2-N3-C4	5.02	113.11	110.60
85	AA	1253	G	C5-C6-O6	-5.02	125.59	128.60
85	AA	1270	C	C1'-O4'-C4'	-5.02	105.88	109.90
85	AA	1510	A	N1-C6-N6	-5.02	115.59	118.60
85	AA	1574	C	OP1-P-O3'	5.02	116.25	105.20
85	AA	1668	G	N3-C2-N2	-5.02	116.39	119.90
85	AA	1975	G	P-O5'-C5'	5.02	128.94	120.90
85	AA	1992	A	C4'-C3'-C2'	-5.02	97.58	102.60
23	AP	136	ARG	CG-CD-NE	-5.02	101.25	111.80
34	BA	533	U	C1'-O4'-C4'	-5.02	105.88	109.90
34	BA	1574	C	N1-C2-O2	5.02	121.91	118.90
35	BB	83	G	C8-N9-C1'	5.02	133.53	127.00
35	BB	634	A	C1'-O4'-C4'	-5.02	105.88	109.90
36	BC	122	A	N9-C1'-C2'	-5.02	106.48	112.00
85	AA	807	A	C8-N9-C4	-5.02	103.79	105.80
86	AB	67	C	C5-C4-N4	5.02	123.72	120.20
34	BA	200	C	C3'-C2'-C1'	-5.02	97.48	101.50
34	BA	437	G	N3-C4-N9	5.02	129.01	126.00
34	BA	469	C	C2'-C3'-O3'	5.02	121.73	113.70
34	BA	636	G	O4'-C1'-N9	5.02	112.22	108.20
34	BA	1194	G	C8-N9-C4	5.02	108.41	106.40
34	BA	1468	U	C1'-O4'-C4'	-5.02	105.89	109.90
34	BA	1611	A	C4-N9-C1'	-5.02	117.26	126.30
35	BB	475	A	OP1-P-OP2	-5.02	112.07	119.60
35	BB	708	C	C5'-C4'-C3'	-5.02	107.97	116.00
35	BB	811	C	N3-C2-O2	-5.02	118.39	121.90

Continued on next page...

Continued from previous page...

Mol	Chain	Res	Type	Atoms	Z	Observed(°)	Ideal(°)
35	BB	866	A	N9-C1'-C2'	-5.02	106.48	112.00
35	BB	1242	C	C5-C4-N4	-5.02	116.69	120.20
35	BB	1406	C	C2-N3-C4	-5.02	117.39	119.90
35	BB	1421	C	O5'-C5'-C4'	-5.02	102.17	111.70
40	BG	126	G	C6-N1-C2	-5.02	122.09	125.10
40	BG	168	A	N1-C2-N3	-5.02	126.79	129.30
41	BH	18	C	P-O5'-C5'	-5.02	112.87	120.90
41	BH	30	C	C2-N3-C4	-5.02	117.39	119.90
52	BS	110	ASN	CA-CB-CG	-5.02	102.36	113.40
53	BT	117	ARG	NE-CZ-NH2	-5.02	117.79	120.30
85	AA	270	A	C8-N9-C4	-5.02	103.79	105.80
85	AA	553	G	N3-C4-C5	-5.02	126.09	128.60
85	AA	630	A	C5'-C4'-O4'	-5.02	103.08	109.10
85	AA	737	G	O5'-P-OP2	5.02	116.72	110.70
85	AA	869	A	O4'-C4'-C3'	5.02	110.12	106.10
85	AA	1442	U	O4'-C1'-N1	5.02	112.22	108.20
85	AA	1835	U	C5'-C4'-O4'	5.02	115.12	109.10
85	AA	1836	U	C4'-C3'-C2'	-5.02	97.58	102.60
85	AA	2100	A	C2'-C3'-O3'	5.02	121.73	113.70
11	AC	66	SER	N-CA-C	-5.02	97.45	111.00
34	BA	19	G	C1'-O4'-C4'	-5.02	105.89	109.90
34	BA	1174	A	O3'-P-O5'	-5.02	94.47	104.00
34	BA	1216	G	C5'-C4'-O4'	5.02	115.12	109.10
34	BA	1627	U	C5'-C4'-O4'	5.02	115.12	109.10
34	BA	1695	G	C5'-C4'-O4'	5.02	115.12	109.10
35	BB	347	G	P-O5'-C5'	5.02	128.93	120.90
35	BB	690	C	C2-N3-C4	5.02	122.41	119.90
35	BB	864	U	O4'-C1'-N1	5.02	112.21	108.20
36	BC	114	C	N1-C1'-C2'	-5.02	106.48	112.00
36	BC	122	A	C3'-C2'-C1'	-5.02	97.49	101.50
37	BD	31	U	C2-N3-C4	-5.02	123.99	127.00
38	BE	30	C	C5'-C4'-O4'	-5.02	103.08	109.10
38	BE	99	C	O4'-C1'-N1	5.02	112.21	108.20
64	Be	193	ARG	NE-CZ-NH2	-5.02	117.79	120.30
66	Bg	52	LEU	CB-CG-CD1	5.02	119.53	111.00
77	Br	295	GLU	CA-C-N	-5.02	106.16	117.20
85	AA	329	G	OP1-P-OP2	-5.02	112.08	119.60
85	AA	373	G	C4-N9-C1'	-5.02	119.98	126.50
85	AA	385	A	P-O3'-C3'	-5.02	113.68	119.70
85	AA	766	G	C8-N9-C4	-5.02	104.39	106.40
85	AA	883	A	O5'-P-OP1	5.02	116.72	110.70
85	AA	986	U	C2'-C3'-O3'	5.02	121.73	113.70

Continued on next page...

Continued from previous page...

Mol	Chain	Res	Type	Atoms	Z	Observed(°)	Ideal(°)
85	AA	1185	G	C4'-C3'-C2'	5.02	107.62	102.60
85	AA	1466	U	C2'-C3'-O3'	5.02	121.73	113.70
85	AA	1685	G	N9-C1'-C2'	-5.02	106.48	112.00
85	AA	1695	G	P-O5'-C5'	-5.02	112.87	120.90
85	AA	2090	C	C3'-C2'-C1'	-5.02	97.48	101.50
2	A1	197	ARG	NE-CZ-NH1	5.02	122.81	120.30
12	AD	24	SER	N-CA-CB	5.02	118.03	110.50
34	BA	115	U	P-O5'-C5'	5.02	128.93	120.90
34	BA	125	G	C3'-C2'-C1'	-5.02	97.49	101.50
34	BA	408	U	C1'-O4'-C4'	-5.02	105.89	109.90
34	BA	680	C	C2'-C3'-O3'	5.02	121.73	113.70
35	BB	434	A	P-O3'-C3'	-5.02	113.68	119.70
35	BB	703	U	O4'-C1'-C2'	5.02	112.11	107.60
35	BB	1005	A	C8-N9-C1'	5.02	136.73	127.70
37	BD	92	G	C1'-O4'-C4'	-5.02	105.89	109.90
85	AA	420	C	P-O3'-C3'	-5.02	113.68	119.70
85	AA	1782	C	C6-N1-C2	-5.02	118.29	120.30
85	AA	2149	C	O3'-P-O5'	-5.02	94.47	104.00
10	A9	103	TYR	CB-CG-CD2	-5.01	117.99	121.00
34	BA	588	C	C5'-C4'-O4'	5.01	115.12	109.10
34	BA	599	U	C1'-O4'-C4'	-5.01	105.89	109.90
34	BA	880	G	C8-N9-C4	-5.01	104.39	106.40
34	BA	1384	G	N3-C2-N2	5.01	123.41	119.90
34	BA	1645	C	C1'-O4'-C4'	-5.01	105.89	109.90
35	BB	3	C	C4'-C3'-C2'	-5.01	97.59	102.60
35	BB	465	C	P-O5'-C5'	5.01	128.92	120.90
35	BB	712	U	O3'-P-O5'	-5.01	94.47	104.00
35	BB	1269	A	C5-C6-N1	5.01	120.21	117.70
35	BB	1287	U	P-O5'-C5'	5.01	128.93	120.90
35	BB	1545	U	O3'-P-O5'	-5.01	94.47	104.00
36	BC	69	U	N3-C4-C5	5.01	117.61	114.60
37	BD	106	G	C4'-C3'-C2'	-5.01	97.58	102.60
38	BE	173	G	C6-C5-N7	-5.01	127.39	130.40
40	BG	168	A	C5-C6-N1	5.01	120.21	117.70
51	BR	118	GLN	N-CA-C	-5.01	97.46	111.00
65	Bf	272	ASP	CB-CG-OD1	5.01	122.81	118.30
65	Bf	315	ARG	CD-NE-CZ	-5.01	116.58	123.60
77	Br	350	GLU	N-CA-CB	-5.01	101.58	110.60
83	Bx	120	ASP	N-CA-CB	-5.01	101.57	110.60
85	AA	778	C	N1-C2-N3	5.01	122.71	119.20
85	AA	1775	U	C6-N1-C2	-5.01	117.99	121.00
85	AA	1920	A	C2'-C3'-O3'	5.01	121.72	113.70

Continued on next page...

Continued from previous page...

Mol	Chain	Res	Type	Atoms	Z	Observed(°)	Ideal(°)
6	A5	121	LEU	C-N-CA	-5.01	111.77	122.30
34	BA	11	U	C5'-C4'-O4'	-5.01	103.08	109.10
34	BA	1634	A	O5'-P-OP1	5.01	116.72	110.70
35	BB	77	A	C4-C5-C6	-5.01	114.49	117.00
40	BG	135	C	N1-C1'-C2'	-5.01	106.48	112.00
50	BQ	29	LYS	CA-CB-CG	-5.01	102.37	113.40
60	Ba	84	TYR	CB-CG-CD1	-5.01	117.99	121.00
74	Bo	59	GLY	CA-C-N	-5.01	106.17	117.20
85	AA	239	G	C5-C6-O6	-5.01	125.59	128.60
85	AA	449	G	C1'-O4'-C4'	-5.01	105.89	109.90
85	AA	1196	C	C6-N1-C1'	5.01	126.82	120.80
85	AA	1469	G	OP1-P-OP2	-5.01	112.08	119.60
85	AA	2243	G	C8-N9-C4	-5.01	104.39	106.40
86	AB	49	C	P-O3'-C3'	5.01	125.72	119.70
34	BA	69	C	C4'-C3'-C2'	5.01	107.61	102.60
34	BA	421	G	C5'-C4'-C3'	-5.01	107.98	116.00
34	BA	432	A	C8-N9-C4	5.01	107.81	105.80
34	BA	919	A	C8-N9-C4	5.01	107.80	105.80
35	BB	16	G	O3'-P-O5'	5.01	113.52	104.00
35	BB	34	G	N1-C2-N2	-5.01	111.69	116.20
35	BB	63	A	O5'-P-OP2	-5.01	101.19	105.70
35	BB	89	C	C3'-C2'-C1'	-5.01	97.49	101.50
35	BB	645	C	C4'-C3'-C2'	5.01	107.61	102.60
35	BB	813	C	C6-N1-C1'	5.01	126.81	120.80
35	BB	979	G	P-O3'-C3'	-5.01	113.69	119.70
36	BC	7	U	O3'-P-O5'	-5.01	94.48	104.00
37	BD	95	G	N9-C4-C5	5.01	107.40	105.40
41	BH	20	A	P-O5'-C5'	-5.01	112.88	120.90
42	BI	103	PRO	C-N-CA	5.01	134.23	121.70
64	Be	155	LYS	N-CA-CB	5.01	119.62	110.60
65	Bf	294	LEU	CB-CA-C	5.01	119.72	110.20
74	Bo	85	ARG	CD-NE-CZ	-5.01	116.58	123.60
85	AA	334	A	N1-C2-N3	-5.01	126.79	129.30
85	AA	743	C	C5-C6-N1	-5.01	118.49	121.00
85	AA	815	G	C5-C6-N1	5.01	114.01	111.50
85	AA	1157	U	O3'-P-O5'	5.01	113.52	104.00
85	AA	1199	C	C6-N1-C2	-5.01	118.30	120.30
85	AA	1376	U	P-O3'-C3'	5.01	125.71	119.70
85	AA	1501	A	C6-N1-C2	-5.01	115.59	118.60
85	AA	2170	G	N9-C1'-C2'	-5.01	106.49	112.00
86	AB	67	C	C1'-O4'-C4'	-5.01	105.89	109.90
34	BA	290	G	N1-C2-N2	-5.01	111.69	116.20

Continued on next page...

Continued from previous page...

Mol	Chain	Res	Type	Atoms	Z	Observed(°)	Ideal(°)
34	BA	359	G	C3'-C2'-C1'	-5.01	97.49	101.50
34	BA	661	C	N1-C1'-C2'	-5.01	106.49	112.00
34	BA	901	C	C2-N3-C4	-5.01	117.40	119.90
34	BA	1724	G	C5'-C4'-O4'	-5.01	103.09	109.10
35	BB	612	A	C1'-O4'-C4'	-5.01	105.89	109.90
35	BB	1154	C	N3-C2-O2	-5.01	118.39	121.90
35	BB	1169	A	C1'-O4'-C4'	-5.01	105.89	109.90
35	BB	1331	U	C2-N1-C1'	5.01	123.71	117.70
36	BC	117	A	C5'-C4'-C3'	-5.01	107.98	116.00
37	BD	119	U	C5'-C4'-O4'	5.01	115.11	109.10
39	BF	12	U	C2-N3-C4	5.01	130.01	127.00
39	BF	54	U	N1-C2-N3	5.01	117.91	114.90
41	BH	100	A	C6-N1-C2	-5.01	115.59	118.60
41	BH	126	C	C1'-O4'-C4'	-5.01	105.89	109.90
85	AA	18	C	N3-C2-O2	-5.01	118.39	121.90
85	AA	29	U	N1-C1'-C2'	-5.01	106.49	112.00
85	AA	520	A	C1'-O4'-C4'	-5.01	105.89	109.90
85	AA	1026	U	P-O5'-C5'	-5.01	112.88	120.90
85	AA	1105	G	C2-N3-C4	-5.01	109.39	111.90
85	AA	1207	C	P-O5'-C5'	-5.01	112.89	120.90
85	AA	1998	A	OP1-P-OP2	-5.01	112.09	119.60
85	AA	2221	A	C5'-C4'-C3'	5.01	124.01	116.00
19	AK	31	PRO	CA-N-CD	-5.01	104.49	111.50
34	BA	101	G	C1'-O4'-C4'	-5.01	105.89	109.90
34	BA	196	A	C3'-C2'-C1'	-5.01	97.49	101.50
34	BA	501	U	O4'-C1'-C2'	-5.01	100.79	105.80
34	BA	622	G	C1'-O4'-C4'	-5.01	105.89	109.90
34	BA	1103	G	C5-C6-N1	5.01	114.00	111.50
34	BA	1151	A	OP2-P-O3'	5.01	116.22	105.20
35	BB	499	A	P-O5'-C5'	-5.01	112.89	120.90
35	BB	640	A	C5'-C4'-C3'	5.01	124.01	116.00
40	BG	173	C	C2-N3-C4	-5.01	117.40	119.90
84	By	7	ASP	N-CA-CB	-5.01	101.59	110.60
85	AA	354	C	C5-C4-N4	5.01	123.71	120.20
85	AA	1120	G	C1'-O4'-C4'	-5.01	105.89	109.90
85	AA	1146	C	N3-C4-N4	-5.01	114.49	118.00
85	AA	1484	G	O4'-C1'-N9	5.01	112.21	108.20
21	AM	25	ARG	N-CA-CB	5.01	119.61	110.60
34	BA	308	C	C6-N1-C2	-5.01	118.30	120.30
34	BA	643	U	N3-C4-O4	-5.01	115.90	119.40
34	BA	929	A	C2-N3-C4	-5.01	108.10	110.60
34	BA	997	U	C5-C4-O4	5.01	128.90	125.90

Continued on next page...

Continued from previous page...

Mol	Chain	Res	Type	Atoms	Z	Observed(°)	Ideal(°)
35	BB	323	C	C1'-O4'-C4'	-5.01	105.89	109.90
35	BB	804	U	N3-C2-O2	-5.01	118.69	122.20
35	BB	1254	G	C5'-C4'-C3'	-5.01	107.99	116.00
35	BB	1412	U	C4'-C3'-C2'	-5.01	97.59	102.60
35	BB	1434	G	C5-C6-N1	5.01	114.00	111.50
35	BB	1439	U	O4'-C1'-N1	5.01	112.21	108.20
37	BD	5	A	C4'-C3'-C2'	5.01	107.61	102.60
40	BG	165	C	C5-C6-N1	5.01	123.50	121.00
71	Bl	95	TRP	N-CA-CB	-5.01	101.59	110.60
85	AA	139	G	C5-C6-O6	-5.01	125.60	128.60
85	AA	334	A	C5'-C4'-O4'	5.01	115.11	109.10
85	AA	364	C	C5'-C4'-O4'	5.01	115.11	109.10
85	AA	1299	A	O4'-C1'-C2'	5.01	112.11	107.60
85	AA	1490	A	N3-C4-N9	-5.01	123.39	127.40
85	AA	1491	G	C5-C6-O6	-5.01	125.60	128.60
85	AA	1679	U	O5'-C5'-C4'	-5.01	102.19	111.70
85	AA	1998	A	N9-C1'-C2'	-5.01	106.49	112.00
34	BA	160	G	C5-C6-N1	5.00	114.00	111.50
34	BA	321	G	C3'-C2'-C1'	-5.00	97.50	101.50
34	BA	433	G	C4'-C3'-C2'	5.00	107.61	102.60
34	BA	1073	G	C8-N9-C4	-5.00	104.40	106.40
34	BA	1291	A	C1'-O4'-C4'	-5.00	105.90	109.90
34	BA	1560	U	C5-C6-N1	-5.00	120.20	122.70
35	BB	738	G	C5'-C4'-C3'	-5.00	107.99	116.00
35	BB	1156	U	N3-C2-O2	-5.00	118.70	122.20
41	BH	112	U	N3-C4-C5	5.00	117.60	114.60
48	BO	23	ASP	O-C-N	-5.00	114.69	122.70
85	AA	1056	C	N1-C1'-C2'	-5.00	106.49	112.00
85	AA	1574	C	N1-C2-N3	5.00	122.70	119.20
85	AA	1877	G	C5'-C4'-O4'	5.00	115.11	109.10
27	AT	68	LYS	N-CA-C	-5.00	97.49	111.00
34	BA	155	U	O5'-C5'-C4'	5.00	121.21	111.70
34	BA	313	C	C2-N1-C1'	-5.00	113.30	118.80
34	BA	999	G	N9-C4-C5	5.00	107.40	105.40
34	BA	1152	A	C2-N3-C4	-5.00	108.10	110.60
34	BA	1325	G	N3-C2-N2	5.00	123.40	119.90
34	BA	1556	A	O4'-C1'-C2'	5.00	112.10	107.60
34	BA	1794	A	O4'-C4'-C3'	-5.00	99.00	104.00
35	BB	574	G	O5'-C5'-C4'	-5.00	102.19	111.70
35	BB	754	U	C2-N3-C4	-5.00	124.00	127.00
37	BD	48	G	C4-C5-C6	-5.00	115.80	118.80
38	BE	89	G	O4'-C1'-N9	5.00	112.20	108.20

Continued on next page...

Continued from previous page...

Mol	Chain	Res	Type	Atoms	Z	Observed(°)	Ideal(°)
38	BE	179	A	P-O5'-C5'	5.00	128.91	120.90
40	BG	15	G	O4'-C4'-C3'	-5.00	99.00	104.00
40	BG	61	A	C8-N9-C4	5.00	107.80	105.80
85	AA	71	G	C5'-C4'-C3'	-5.00	107.99	116.00
85	AA	619	A	N1-C6-N6	-5.00	115.60	118.60
85	AA	932	A	N9-C4-C5	-5.00	103.80	105.80
85	AA	1652	A	N9-C1'-C2'	-5.00	106.50	112.00
85	AA	1871	U	O5'-C5'-C4'	-5.00	102.19	111.70
85	AA	1895	C	P-O3'-C3'	-5.00	113.69	119.70
85	AA	2059	A	P-O3'-C3'	5.00	125.70	119.70
85	AA	2151	U	C3'-C2'-C1'	-5.00	97.50	101.50
10	A9	125	ASN	CA-C-N	5.00	131.10	117.10
34	BA	478	G	C5'-C4'-O4'	5.00	115.10	109.10
34	BA	843	G	C3'-C2'-C1'	-5.00	97.50	101.50
34	BA	1015	G	C5-C6-O6	-5.00	125.60	128.60
34	BA	1122	G	P-O3'-C3'	-5.00	113.70	119.70
34	BA	1342	C	C3'-C2'-C1'	-5.00	97.50	101.50
34	BA	1551	G	N1-C6-O6	-5.00	116.90	119.90
35	BB	6	A	C4-N9-C1'	-5.00	117.30	126.30
35	BB	899	C	N1-C2-N3	5.00	122.70	119.20
35	BB	967	G	O4'-C1'-N9	5.00	112.20	108.20
35	BB	1336	G	N3-C2-N2	5.00	123.40	119.90
36	BC	58	G	N9-C1'-C2'	-5.00	106.50	112.00
36	BC	120	G	C2-N3-C4	-5.00	109.40	111.90
37	BD	17	G	N1-C6-O6	5.00	122.90	119.90
39	BF	24	G	N9-C1'-C2'	-5.00	106.50	112.00
39	BF	58	U	C2-N1-C1'	-5.00	111.70	117.70
44	BK	195	LEU	C-N-CA	5.00	134.20	121.70
63	Bd	28	TYR	C-N-CA	5.00	134.21	121.70
81	Bv	178	VAL	N-CA-C	-5.00	97.50	111.00
85	AA	1267	A	C5'-C4'-O4'	5.00	115.10	109.10
85	AA	1446	U	C6-N1-C2	-5.00	118.00	121.00
85	AA	2191	C	P-O3'-C3'	-5.00	113.70	119.70
85	AA	2192	A	C4-N9-C1'	-5.00	117.30	126.30
85	AA	2198	G	N1-C2-N3	5.00	126.90	123.90

All (3) chirality outliers are listed below:

Mol	Chain	Res	Type	Atom
47	BN	66	PRO	CA
69	Bj	5	ARG	CA
84	By	7	ASP	CA

All (5934) planarity outliers are listed below:

Mol	Chain	Res	Type	Group
1	A0	103	HIS	Sidechain
1	A0	111	ARG	Sidechain
1	A0	114	TYR	Sidechain
1	A0	138	ARG	Sidechain
1	A0	155	ASN	Mainchain
1	A0	157	TYR	Sidechain
1	A0	167	ARG	Sidechain
1	A0	169	ARG	Sidechain
1	A0	176	ARG	Sidechain
1	A0	192	ARG	Sidechain
1	A0	202	ARG	Sidechain
1	A0	210	ARG	Sidechain
1	A0	211	ASP	Peptide
1	A0	213	ARG	Sidechain
1	A0	221	ARG	Sidechain
1	A0	41	ARG	Sidechain
1	A0	43	PHE	Sidechain
1	A0	64	ARG	Sidechain
1	A0	83	TYR	Sidechain
2	A1	10	TYR	Sidechain
2	A1	100	TYR	Sidechain
2	A1	127	TYR	Sidechain
2	A1	132	ARG	Sidechain
2	A1	139	HIS	Sidechain
2	A1	153	ARG	Sidechain
2	A1	159	TYR	Sidechain
2	A1	186	ARG	Sidechain
2	A1	188	ARG	Sidechain
2	A1	206	ARG	Sidechain
2	A1	218	ARG	Sidechain
2	A1	27	ARG	Sidechain
2	A1	29	ARG	Sidechain
2	A1	33	HIS	Sidechain
2	A1	51	TYR	Sidechain
2	A1	87	VAL	Mainchain
2	A1	96	PHE	Sidechain
2	A1	97	ARG	Sidechain
3	A2	122	ARG	Sidechain
3	A2	131	ARG	Sidechain
3	A2	145	ARG	Sidechain
3	A2	190	ARG	Sidechain
3	A2	27	TYR	Sidechain

Continued on next page...

Continued from previous page...

Mol	Chain	Res	Type	Group
3	A2	46	ARG	Sidechain
3	A2	48	ARG	Sidechain
3	A2	57	ARG	Sidechain
3	A2	64	PHE	Sidechain
3	A2	80	ARG	Sidechain
3	A2	9	PHE	Sidechain
4	A3	101	ARG	Sidechain
4	A3	104	ILE	Peptide
4	A3	124	ILE	Peptide
4	A3	134	ARG	Sidechain
4	A3	152	ARG	Sidechain
4	A3	162	ARG	Sidechain
4	A3	170	LYS	Peptide
4	A3	173	ARG	Sidechain
4	A3	190	ARG	Sidechain
4	A3	209	ARG	Sidechain
4	A3	212	TYR	Sidechain
4	A3	224	ARG	Sidechain
4	A3	226	ARG	Sidechain
4	A3	25	ARG	Sidechain
4	A3	29	GLY	Peptide
4	A3	31	TYR	Sidechain
4	A3	32	ARG	Sidechain
4	A3	47	ARG	Sidechain
4	A3	59	LYS	Mainchain
4	A3	73	ARG	Sidechain
4	A3	85	PHE	Sidechain
4	A3	89	ARG	Sidechain
4	A3	91	TYR	Sidechain
5	A4	11	ARG	Sidechain
5	A4	114	LEU	Mainchain
5	A4	12	LYS	Mainchain
5	A4	135	ILE	Peptide
5	A4	143	ARG	Sidechain
5	A4	144	ARG	Sidechain
5	A4	146	ARG	Sidechain
5	A4	15	ARG	Sidechain
5	A4	163	ASP	Peptide,Mainchain
5	A4	166	ARG	Sidechain
5	A4	178	TYR	Sidechain
5	A4	184	ARG	Sidechain
5	A4	188	PHE	Sidechain

Continued on next page...

Continued from previous page...

Mol	Chain	Res	Type	Group
5	A4	27	ARG	Sidechain
5	A4	35	SER	Mainchain
5	A4	40	ARG	Sidechain
5	A4	45	ARG	Sidechain
5	A4	46	PHE	Sidechain
5	A4	52	ARG	Sidechain
5	A4	60	LYS	Peptide
5	A4	66	ILE	Mainchain
5	A4	68	TYR	Sidechain
5	A4	81	ARG	Sidechain
5	A4	9	LYS	Mainchain
5	A4	90	ARG	Sidechain
5	A4	91	PHE	Sidechain
6	A5	11	ARG	Sidechain
6	A5	110	ARG	Sidechain
6	A5	113	TYR	Sidechain
6	A5	12	LYS	Mainchain
6	A5	13	ILE	Mainchain
6	A5	157	LYS	Peptide,Mainchain
6	A5	160	ARG	Sidechain
6	A5	164	TYR	Sidechain
6	A5	165	ARG	Sidechain
6	A5	172	GLU	Peptide
6	A5	183	ARG	Sidechain
6	A5	187	ARG	Sidechain
6	A5	197	ARG	Sidechain
6	A5	21	HIS	Sidechain
6	A5	22	ARG	Sidechain
6	A5	24	ARG	Sidechain
6	A5	31	ARG	Sidechain
6	A5	42	ARG	Sidechain
6	A5	49	ARG	Sidechain
6	A5	5	ARG	Sidechain
6	A5	7	ARG	Sidechain
6	A5	77	ARG	Sidechain
7	A6	106	ARG	Sidechain
7	A6	113	PHE	Sidechain
7	A6	122	HIS	Sidechain
7	A6	125	ARG	Sidechain
7	A6	131	ARG	Sidechain
7	A6	132	HIS	Sidechain
7	A6	139	ILE	Mainchain

Continued on next page...

Continued from previous page...

Mol	Chain	Res	Type	Group
7	A6	15	ARG	Sidechain
7	A6	157	PHE	Peptide,Mainchain,Sidechain
7	A6	170	ARG	Sidechain
7	A6	176	ARG	Sidechain
7	A6	33	TYR	Sidechain
7	A6	36	ARG	Sidechain
7	A6	39	ARG	Sidechain
7	A6	4	TYR	Sidechain
7	A6	52	ARG	Sidechain
7	A6	65	HIS	Sidechain
7	A6	68	ARG	Sidechain
7	A6	77	ARG	Sidechain
7	A6	78	ARG	Sidechain
7	A6	82	TYR	Sidechain
7	A6	84	PHE	Sidechain
7	A6	9	ARG	Sidechain
7	A6	94	TYR	Sidechain
8	A7	103	TYR	Sidechain
8	A7	117	PHE	Sidechain
8	A7	134	ARG	Sidechain
8	A7	159	ARG	Sidechain
8	A7	187	ARG	Sidechain
8	A7	205	SER	Mainchain
8	A7	249	ARG	Sidechain
8	A7	261	ARG	Sidechain
8	A7	284	ILE	Peptide
8	A7	301	TYR	Sidechain
8	A7	310	ARG	Sidechain
8	A7	46	ASN	Peptide
8	A7	49	ARG	Sidechain
8	A7	50	HIS	Sidechain
8	A7	56	TYR	Sidechain
8	A7	62	ARG	Sidechain
8	A7	92	ARG	Sidechain
9	A8	20	ARG	Sidechain
9	A8	33	ARG	Sidechain
9	A8	41	ARG	Sidechain
9	A8	44	PHE	Sidechain
10	A9	103	TYR	Sidechain
10	A9	121	ASP	Peptide
10	A9	150	TYR	Sidechain
10	A9	99	ARG	Peptide

Continued on next page...

Continued from previous page...

Mol	Chain	Res	Type	Group
85	AA	1	G	Sidechain
85	AA	10	G	Sidechain
85	AA	100	A	Sidechain
85	AA	1000	U	Sidechain
85	AA	1001	G	Sidechain
85	AA	1002	G	Sidechain
85	AA	1003	G	Sidechain
85	AA	1007	G	Sidechain
85	AA	101	C	Sidechain
85	AA	1010	U	Sidechain
85	AA	1011	G	Sidechain
85	AA	1015	U	Sidechain
85	AA	1016	G	Sidechain
85	AA	1018	G	Sidechain
85	AA	1019	U	Sidechain
85	AA	102	A	Sidechain
85	AA	1021	G	Sidechain
85	AA	1022	G	Sidechain
85	AA	1023	U	Sidechain
85	AA	1024	G	Sidechain
85	AA	1027	U	Sidechain
85	AA	1028	C	Sidechain
85	AA	1030	U	Sidechain
85	AA	1033	C	Sidechain
85	AA	1034	U	Sidechain
85	AA	1037	U	Sidechain
85	AA	104	C	Sidechain
85	AA	1042	G	Sidechain
85	AA	1043	U	Sidechain
85	AA	1044	G	Sidechain
85	AA	105	A	Sidechain
85	AA	1050	C	Sidechain
85	AA	1051	A	Sidechain
85	AA	1053	A	Sidechain
85	AA	1055	U	Sidechain
85	AA	1056	C	Sidechain
85	AA	1058	G	Sidechain
85	AA	106	G	Sidechain
85	AA	1060	U	Sidechain
85	AA	1063	U	Sidechain
85	AA	1064	C	Sidechain
85	AA	1065	G	Sidechain

Continued on next page...

Continued from previous page...

Mol	Chain	Res	Type	Group
85	AA	1066	U	Sidechain
85	AA	1067	G	Sidechain
85	AA	1070	G	Sidechain
85	AA	1071	U	Sidechain
85	AA	1072	U	Sidechain
85	AA	1077	U	Sidechain
85	AA	108	C	Sidechain
85	AA	1081	U	Sidechain
85	AA	1082	U	Sidechain
85	AA	1083	C	Sidechain
85	AA	1086	U	Sidechain
85	AA	1089	G	Sidechain
85	AA	109	G	Sidechain
85	AA	1090	A	Sidechain
85	AA	1091	C	Sidechain
85	AA	1092	G	Sidechain
85	AA	1093	C	Sidechain
85	AA	1094	G	Sidechain
85	AA	1096	G	Sidechain
85	AA	1097	G	Sidechain
85	AA	1098	C	Sidechain
85	AA	1099	U	Sidechain
85	AA	110	U	Sidechain
85	AA	1100	U	Sidechain
85	AA	1101	C	Sidechain
85	AA	1102	C	Sidechain
85	AA	1103	A	Sidechain
85	AA	1104	G	Sidechain
85	AA	1105	G	Sidechain
85	AA	1106	A	Sidechain
85	AA	1107	A	Sidechain
85	AA	1108	U	Sidechain
85	AA	1109	G	Sidechain
85	AA	1110	A	Sidechain
85	AA	1111	A	Sidechain
85	AA	1112	G	Sidechain
85	AA	1114	A	Sidechain
85	AA	1116	G	Sidechain
85	AA	1117	G	Sidechain
85	AA	1118	U	Sidechain
85	AA	1119	A	Sidechain
85	AA	1120	G	Sidechain

Continued on next page...

Continued from previous page...

Mol	Chain	Res	Type	Group
85	AA	1121	U	Sidechain
85	AA	1122	U	Sidechain
85	AA	1123	C	Sidechain
85	AA	1124	G	Sidechain
85	AA	1125	G	Sidechain
85	AA	1127	G	Sidechain
85	AA	1128	G	Sidechain
85	AA	1129	A	Sidechain
85	AA	113	U	Sidechain
85	AA	1130	G	Sidechain
85	AA	1131	A	Sidechain
85	AA	1132	A	Sidechain
85	AA	1133	C	Sidechain
85	AA	1134	G	Sidechain
85	AA	1135	U	Sidechain
85	AA	1136	A	Sidechain
85	AA	1137	C	Sidechain
85	AA	1139	G	Sidechain
85	AA	114	C	Sidechain
85	AA	1140	G	Sidechain
85	AA	1141	U	Sidechain
85	AA	1143	C	Sidechain
85	AA	1145	U	Sidechain
85	AA	1146	C	Sidechain
85	AA	1147	A	Sidechain
85	AA	1148	G	Sidechain
85	AA	1149	A	Sidechain
85	AA	115	U	Sidechain
85	AA	1151	G	Sidechain
85	AA	1152	U	Sidechain
85	AA	1153	G	Sidechain
85	AA	1155	A	Sidechain
85	AA	1157	U	Sidechain
85	AA	1158	U	Sidechain
85	AA	1159	C	Sidechain
85	AA	116	G	Sidechain
85	AA	1160	U	Sidechain
85	AA	1161	U	Sidechain
85	AA	1162	A	Sidechain
85	AA	1163	G	Sidechain
85	AA	1165	C	Sidechain
85	AA	1166	C	Sidechain

Continued on next page...

Continued from previous page...

Mol	Chain	Res	Type	Group
85	AA	1167	G	Sidechain
85	AA	1168	C	Sidechain
85	AA	117	C	Sidechain
85	AA	1170	C	Sidechain
85	AA	1171	C	Sidechain
85	AA	1172	A	Sidechain
85	AA	1173	A	Sidechain
85	AA	1174	G	Sidechain
85	AA	1175	A	Sidechain
85	AA	1176	C	Sidechain
85	AA	1177	G	Sidechain
85	AA	118	C	Sidechain
85	AA	1180	C	Sidechain
85	AA	1181	U	Sidechain
85	AA	1182	A	Sidechain
85	AA	1184	A	Sidechain
85	AA	1185	G	Sidechain
85	AA	1187	G	Sidechain
85	AA	1188	A	Sidechain
85	AA	1189	A	Sidechain
85	AA	119	G	Sidechain
85	AA	1190	G	Sidechain
85	AA	1191	G	Sidechain
85	AA	1193	A	Sidechain
85	AA	1194	U	Sidechain
85	AA	1195	U	Sidechain
85	AA	1196	C	Sidechain
85	AA	1197	U	Sidechain
85	AA	1199	C	Sidechain
85	AA	12	U	Sidechain
85	AA	120	C	Sidechain
85	AA	1200	A	Sidechain
85	AA	1201	A	Sidechain
85	AA	1202	G	Sidechain
85	AA	1205	U	Sidechain
85	AA	1206	A	Sidechain
85	AA	1207	C	Sidechain
85	AA	1209	U	Sidechain
85	AA	121	C	Sidechain
85	AA	1210	U	Sidechain
85	AA	1211	C	Sidechain
85	AA	1212	C	Sidechain

Continued on next page...

Continued from previous page...

Mol	Chain	Res	Type	Group
85	AA	1213	U	Sidechain
85	AA	1214	C	Sidechain
85	AA	1215	A	Sidechain
85	AA	1218	C	Sidechain
85	AA	1219	A	Sidechain
85	AA	122	A	Sidechain
85	AA	1220	A	Sidechain
85	AA	1221	G	Sidechain
85	AA	1224	C	Sidechain
85	AA	1225	C	Sidechain
85	AA	1226	A	Sidechain
85	AA	1227	A	Sidechain
85	AA	1228	A	Sidechain
85	AA	1229	G	Sidechain
85	AA	1230	U	Sidechain
85	AA	1231	G	Sidechain
85	AA	1233	G	Sidechain
85	AA	1234	G	Sidechain
85	AA	1235	G	Sidechain
85	AA	1236	G	Sidechain
85	AA	1237	A	Sidechain
85	AA	1238	U	Sidechain
85	AA	1239	C	Sidechain
85	AA	124	A	Sidechain
85	AA	1240	A	Sidechain
85	AA	1241	A	Sidechain
85	AA	1242	A	Sidechain
85	AA	1243	G	Sidechain
85	AA	1244	A	Sidechain
85	AA	1245	U	Sidechain
85	AA	1246	G	Sidechain
85	AA	1248	U	Sidechain
85	AA	1251	G	Sidechain
85	AA	1253	G	Sidechain
85	AA	1257	A	Sidechain
85	AA	1258	U	Sidechain
85	AA	1259	U	Sidechain
85	AA	126	U	Sidechain
85	AA	1260	G	Sidechain
85	AA	1261	U	Sidechain
85	AA	1265	C	Sidechain
85	AA	1268	C	Sidechain

Continued on next page...

Continued from previous page...

Mol	Chain	Res	Type	Group
85	AA	127	U	Sidechain
85	AA	1270	C	Sidechain
85	AA	1272	G	Sidechain
85	AA	1273	C	Sidechain
85	AA	1275	A	Sidechain
85	AA	1277	C	Sidechain
85	AA	1278	C	Sidechain
85	AA	1279	A	Sidechain
85	AA	128	U	Sidechain
85	AA	1280	U	Sidechain
85	AA	1281	G	Sidechain
85	AA	1282	A	Sidechain
85	AA	1283	C	Sidechain
85	AA	1284	A	Sidechain
85	AA	1285	C	Sidechain
85	AA	1287	C	Sidechain
85	AA	1288	A	Sidechain
85	AA	1289	U	Sidechain
85	AA	129	U	Sidechain
85	AA	1290	G	Sidechain
85	AA	1291	A	Sidechain
85	AA	1292	A	Sidechain
85	AA	1293	U	Sidechain
85	AA	1294	U	Sidechain
85	AA	1295	G	Sidechain
85	AA	1297	G	Sidechain
85	AA	1299	A	Sidechain
85	AA	13	U	Sidechain
85	AA	130	G	Sidechain
85	AA	1301	C	Sidechain
85	AA	1302	A	Sidechain
85	AA	1304	C	Sidechain
85	AA	1305	A	Sidechain
85	AA	1306	U	Sidechain
85	AA	1310	G	Sidechain
85	AA	1317	U	Sidechain
85	AA	1318	G	Sidechain
85	AA	132	G	Sidechain
85	AA	1324	G	Sidechain
85	AA	1328	U	Sidechain
85	AA	133	G	Sidechain
85	AA	1338	C	Sidechain

Continued on next page...

Continued from previous page...

Mol	Chain	Res	Type	Group
85	AA	1341	U	Sidechain
85	AA	1346	C	Sidechain
85	AA	135	C	Sidechain
85	AA	1351	U	Sidechain
85	AA	1352	U	Sidechain
85	AA	1355	U	Sidechain
85	AA	1356	U	Sidechain
85	AA	1357	U	Sidechain
85	AA	1359	U	Sidechain
85	AA	136	U	Sidechain
85	AA	1361	A	Sidechain
85	AA	1363	U	Sidechain
85	AA	1365	U	Sidechain
85	AA	1366	A	Sidechain
85	AA	1367	C	Sidechain
85	AA	1368	G	Sidechain
85	AA	1369	U	Sidechain
85	AA	137	C	Sidechain
85	AA	1371	C	Sidechain
85	AA	1373	U	Sidechain
85	AA	1374	A	Sidechain
85	AA	1375	U	Sidechain
85	AA	1378	U	Sidechain
85	AA	138	C	Sidechain
85	AA	1380	U	Sidechain
85	AA	1383	C	Sidechain
85	AA	139	G	Sidechain
85	AA	1390	U	Sidechain
85	AA	14	C	Sidechain
85	AA	1409	U	Sidechain
85	AA	1413	G	Sidechain
85	AA	1419	U	Sidechain
85	AA	142	U	Sidechain
85	AA	1421	U	Sidechain
85	AA	1422	A	Sidechain
85	AA	1423	C	Sidechain
85	AA	1427	A	Sidechain
85	AA	1429	U	Sidechain
85	AA	143	U	Sidechain
85	AA	1430	A	Sidechain
85	AA	1431	U	Sidechain
85	AA	1432	C	Sidechain

Continued on next page...

Continued from previous page...

Mol	Chain	Res	Type	Group
85	AA	1433	C	Sidechain
85	AA	1434	U	Sidechain
85	AA	1435	C	Sidechain
85	AA	1438	C	Sidechain
85	AA	1441	G	Sidechain
85	AA	1442	U	Sidechain
85	AA	1443	U	Sidechain
85	AA	1444	U	Sidechain
85	AA	1445	C	Sidechain
85	AA	1446	U	Sidechain
85	AA	1447	U	Sidechain
85	AA	1448	A	Sidechain
85	AA	145	C	Sidechain
85	AA	1450	U	Sidechain
85	AA	1451	U	Sidechain
85	AA	1452	C	Sidechain
85	AA	1453	U	Sidechain
85	AA	1455	C	Sidechain
85	AA	1456	A	Sidechain
85	AA	1458	G	Sidechain
85	AA	1459	C	Sidechain
85	AA	146	U	Sidechain
85	AA	1460	G	Sidechain
85	AA	1462	A	Sidechain
85	AA	1464	G	Sidechain
85	AA	1465	C	Sidechain
85	AA	1466	U	Sidechain
85	AA	1467	U	Sidechain
85	AA	1468	G	Sidechain
85	AA	1469	G	Sidechain
85	AA	147	G	Sidechain
85	AA	1470	A	Sidechain
85	AA	1471	G	Sidechain
85	AA	1473	U	Sidechain
85	AA	1474	U	Sidechain
85	AA	1476	C	Sidechain
85	AA	1477	A	Sidechain
85	AA	1478	G	Sidechain
85	AA	1479	U	Sidechain
85	AA	148	G	Sidechain
85	AA	1480	C	Sidechain
85	AA	1481	U	Sidechain

Continued on next page...

Continued from previous page...

Mol	Chain	Res	Type	Group
85	AA	1482	C	Sidechain
85	AA	1483	A	Sidechain
85	AA	1484	G	Sidechain
85	AA	1485	G	Sidechain
85	AA	1487	G	Sidechain
85	AA	1488	G	Sidechain
85	AA	1489	G	Sidechain
85	AA	1490	A	Sidechain
85	AA	1491	G	Sidechain
85	AA	1492	U	Sidechain
85	AA	1493	A	Sidechain
85	AA	1495	G	Sidechain
85	AA	1497	U	Sidechain
85	AA	1498	C	Sidechain
85	AA	1499	G	Sidechain
85	AA	15	U	Sidechain
85	AA	150	U	Sidechain
85	AA	1501	A	Sidechain
85	AA	1502	A	Sidechain
85	AA	1503	G	Sidechain
85	AA	1505	G	Sidechain
85	AA	1506	U	Sidechain
85	AA	1507	G	Sidechain
85	AA	1508	A	Sidechain
85	AA	1509	A	Sidechain
85	AA	151	A	Sidechain
85	AA	1510	A	Sidechain
85	AA	1511	C	Sidechain
85	AA	1512	U	Sidechain
85	AA	1513	U	Sidechain
85	AA	1515	A	Sidechain
85	AA	1516	A	Sidechain
85	AA	1517	G	Sidechain
85	AA	1518	A	Sidechain
85	AA	1519	A	Sidechain
85	AA	152	A	Sidechain
85	AA	1521	U	Sidechain
85	AA	1522	U	Sidechain
85	AA	1523	G	Sidechain
85	AA	1524	A	Sidechain
85	AA	1525	C	Sidechain
85	AA	1526	G	Sidechain

Continued on next page...

Continued from previous page...

Mol	Chain	Res	Type	Group
85	AA	1529	A	Sidechain
85	AA	153	C	Sidechain
85	AA	1530	U	Sidechain
85	AA	1531	G	Sidechain
85	AA	1532	G	Sidechain
85	AA	1533	C	Sidechain
85	AA	1535	C	Sidechain
85	AA	1536	C	Sidechain
85	AA	1538	C	Sidechain
85	AA	1539	A	Sidechain
85	AA	154	U	Sidechain
85	AA	1540	A	Sidechain
85	AA	1541	G	Sidechain
85	AA	1542	A	Sidechain
85	AA	1543	C	Sidechain
85	AA	1544	G	Sidechain
85	AA	1545	U	Sidechain
85	AA	1546	G	Sidechain
85	AA	1548	A	Sidechain
85	AA	1549	G	Sidechain
85	AA	155	U	Sidechain
85	AA	1551	G	Sidechain
85	AA	1552	U	Sidechain
85	AA	1553	G	Sidechain
85	AA	1554	C	Sidechain
85	AA	1555	G	Sidechain
85	AA	1556	G	Sidechain
85	AA	1557	U	Sidechain
85	AA	1559	U	Sidechain
85	AA	156	G	Sidechain
85	AA	1560	A	Sidechain
85	AA	1561	A	Sidechain
85	AA	1562	U	Sidechain
85	AA	1563	U	Sidechain
85	AA	1564	U	Sidechain
85	AA	1565	G	Sidechain
85	AA	1566	A	Sidechain
85	AA	1569	C	Sidechain
85	AA	157	G	Sidechain
85	AA	1572	C	Sidechain
85	AA	1573	A	Sidechain
85	AA	1574	C	Sidechain

Continued on next page...

Continued from previous page...

Mol	Chain	Res	Type	Group
85	AA	1575	G	Sidechain
85	AA	1576	G	Sidechain
85	AA	1577	G	Sidechain
85	AA	1578	G	Sidechain
85	AA	1579	A	Sidechain
85	AA	158	C	Sidechain
85	AA	1580	A	Sidechain
85	AA	1581	C	Sidechain
85	AA	1582	U	Sidechain
85	AA	1583	U	Sidechain
85	AA	1584	U	Sidechain
85	AA	1585	A	Sidechain
85	AA	1589	G	Sidechain
85	AA	159	G	Sidechain
85	AA	1590	A	Sidechain
85	AA	1591	U	Sidechain
85	AA	1592	C	Sidechain
85	AA	1593	C	Sidechain
85	AA	1594	G	Sidechain
85	AA	1595	G	Sidechain
85	AA	1597	C	Sidechain
85	AA	1598	A	Sidechain
85	AA	1599	G	Sidechain
85	AA	160	A	Sidechain
85	AA	1600	G	Sidechain
85	AA	1601	G	Sidechain
85	AA	1603	G	Sidechain
85	AA	1604	A	Sidechain
85	AA	1605	G	Sidechain
85	AA	1606	G	Sidechain
85	AA	1608	U	Sidechain
85	AA	1609	U	Sidechain
85	AA	161	A	Sidechain
85	AA	1612	C	Sidechain
85	AA	1613	A	Sidechain
85	AA	1614	G	Sidechain
85	AA	1617	G	Sidechain
85	AA	1618	G	Sidechain
85	AA	1619	A	Sidechain
85	AA	162	A	Sidechain
85	AA	1620	G	Sidechain
85	AA	1621	U	Sidechain

Continued on next page...

Continued from previous page...

Mol	Chain	Res	Type	Group
85	AA	1622	G	Sidechain
85	AA	1623	U	Sidechain
85	AA	1624	U	Sidechain
85	AA	1626	U	Sidechain
85	AA	1629	C	Sidechain
85	AA	163	C	Sidechain
85	AA	1630	U	Sidechain
85	AA	1631	C	Sidechain
85	AA	1632	G	Sidechain
85	AA	1634	U	Sidechain
85	AA	1635	C	Sidechain
85	AA	1636	C	Sidechain
85	AA	1637	C	Sidechain
85	AA	164	G	Sidechain
85	AA	1641	A	Sidechain
85	AA	1642	A	Sidechain
85	AA	1643	U	Sidechain
85	AA	1644	G	Sidechain
85	AA	1645	G	Sidechain
85	AA	1649	U	Sidechain
85	AA	1650	G	Sidechain
85	AA	1653	U	Sidechain
85	AA	1655	G	Sidechain
85	AA	1656	C	Sidechain
85	AA	1657	C	Sidechain
85	AA	166	C	Sidechain
85	AA	1660	U	Sidechain
85	AA	1661	U	Sidechain
85	AA	1662	U	Sidechain
85	AA	1663	U	Sidechain
85	AA	1666	U	Sidechain
85	AA	1667	C	Sidechain
85	AA	1668	G	Sidechain
85	AA	1669	G	Sidechain
85	AA	1670	U	Sidechain
85	AA	1671	G	Sidechain
85	AA	1672	G	Sidechain
85	AA	1673	A	Sidechain
85	AA	1674	G	Sidechain
85	AA	1676	G	Sidechain
85	AA	1677	A	Sidechain
85	AA	1679	U	Sidechain

Continued on next page...

Continued from previous page...

Mol	Chain	Res	Type	Group
85	AA	1680	U	Sidechain
85	AA	1681	G	Sidechain
85	AA	1682	U	Sidechain
85	AA	1683	U	Sidechain
85	AA	1684	U	Sidechain
85	AA	1685	G	Sidechain
85	AA	1686	G	Sidechain
85	AA	1687	U	Sidechain
85	AA	1688	U	Sidechain
85	AA	1689	G	Sidechain
85	AA	169	G	Sidechain
85	AA	1690	A	Sidechain
85	AA	1691	U	Sidechain
85	AA	1693	C	Sidechain
85	AA	1694	C	Sidechain
85	AA	1696	U	Sidechain
85	AA	1698	A	Sidechain
85	AA	1699	A	Sidechain
85	AA	17	C	Sidechain
85	AA	1700	C	Sidechain
85	AA	1703	A	Sidechain
85	AA	1704	C	Sidechain
85	AA	1705	G	Sidechain
85	AA	1706	A	Sidechain
85	AA	1707	G	Sidechain
85	AA	1708	A	Sidechain
85	AA	1709	U	Sidechain
85	AA	171	U	Sidechain
85	AA	1710	C	Sidechain
85	AA	1711	C	Sidechain
85	AA	1712	A	Sidechain
85	AA	1713	A	Sidechain
85	AA	1714	G	Sidechain
85	AA	1715	C	Sidechain
85	AA	1716	U	Sidechain
85	AA	1717	G	Sidechain
85	AA	1718	C	Sidechain
85	AA	1719	C	Sidechain
85	AA	1720	C	Sidechain
85	AA	1721	A	Sidechain
85	AA	1726	G	Sidechain
85	AA	1727	U	Sidechain

Continued on next page...

Continued from previous page...

Mol	Chain	Res	Type	Group
85	AA	1728	G	Sidechain
85	AA	1729	C	Sidechain
85	AA	173	A	Sidechain
85	AA	1730	C	Sidechain
85	AA	1731	G	Sidechain
85	AA	1732	G	Sidechain
85	AA	1733	G	Sidechain
85	AA	1734	A	Sidechain
85	AA	1735	U	Sidechain
85	AA	1736	U	Sidechain
85	AA	174	U	Sidechain
85	AA	175	A	Sidechain
85	AA	1751	G	Sidechain
85	AA	1752	C	Sidechain
85	AA	1754	G	Sidechain
85	AA	1755	U	Sidechain
85	AA	1756	C	Sidechain
85	AA	1759	U	Sidechain
85	AA	176	C	Sidechain
85	AA	1762	G	Sidechain
85	AA	1766	G	Sidechain
85	AA	1768	G	Sidechain
85	AA	1771	U	Sidechain
85	AA	1779	C	Sidechain
85	AA	178	U	Sidechain
85	AA	1781	A	Sidechain
85	AA	1782	C	Sidechain
85	AA	1784	G	Sidechain
85	AA	1785	U	Sidechain
85	AA	1786	G	Sidechain
85	AA	1787	G	Sidechain
85	AA	1789	C	Sidechain
85	AA	179	G	Sidechain
85	AA	1790	G	Sidechain
85	AA	1791	U	Sidechain
85	AA	1793	A	Sidechain
85	AA	1794	U	Sidechain
85	AA	1795	C	Sidechain
85	AA	1797	U	Sidechain
85	AA	1799	C	Sidechain
85	AA	18	C	Sidechain
85	AA	180	A	Sidechain

Continued on next page...

Continued from previous page...

Mol	Chain	Res	Type	Group
85	AA	1800	U	Sidechain
85	AA	1802	U	Sidechain
85	AA	1805	A	Sidechain
85	AA	1806	C	Sidechain
85	AA	1808	G	Sidechain
85	AA	1809	G	Sidechain
85	AA	181	A	Sidechain
85	AA	1811	C	Sidechain
85	AA	1812	C	Sidechain
85	AA	1814	U	Sidechain
85	AA	1815	U	Sidechain
85	AA	1816	C	Sidechain
85	AA	1817	U	Sidechain
85	AA	1819	U	Sidechain
85	AA	182	C	Sidechain
85	AA	1820	G	Sidechain
85	AA	1822	G	Sidechain
85	AA	1824	G	Sidechain
85	AA	1825	A	Sidechain
85	AA	1826	U	Sidechain
85	AA	1829	C	Sidechain
85	AA	1830	U	Sidechain
85	AA	1831	U	Sidechain
85	AA	1833	C	Sidechain
85	AA	1835	U	Sidechain
85	AA	1836	U	Sidechain
85	AA	1839	G	Sidechain
85	AA	184	A	Sidechain
85	AA	1840	C	Sidechain
85	AA	1842	C	Sidechain
85	AA	1844	A	Sidechain
85	AA	1845	G	Sidechain
85	AA	1846	G	Sidechain
85	AA	1848	G	Sidechain
85	AA	1849	A	Sidechain
85	AA	185	A	Sidechain
85	AA	1850	G	Sidechain
85	AA	1851	A	Sidechain
85	AA	1852	U	Sidechain
85	AA	1853	U	Sidechain
85	AA	1854	U	Sidechain
85	AA	1858	G	Sidechain

Continued on next page...

Continued from previous page...

Mol	Chain	Res	Type	Group
85	AA	1860	A	Sidechain
85	AA	1861	A	Sidechain
85	AA	1862	C	Sidechain
85	AA	1863	A	Sidechain
85	AA	1864	G	Sidechain
85	AA	1865	C	Sidechain
85	AA	1866	A	Sidechain
85	AA	1869	U	Sidechain
85	AA	187	C	Sidechain
85	AA	1872	G	Sidechain
85	AA	1873	U	Sidechain
85	AA	1874	G	Sidechain
85	AA	1875	A	Sidechain
85	AA	1876	U	Sidechain
85	AA	1878	C	Sidechain
85	AA	1879	U	Sidechain
85	AA	188	G	Sidechain
85	AA	1881	C	Sidechain
85	AA	1882	U	Sidechain
85	AA	1883	C	Sidechain
85	AA	1885	A	Sidechain
85	AA	1887	G	Sidechain
85	AA	1888	U	Sidechain
85	AA	1889	U	Sidechain
85	AA	1890	C	Sidechain
85	AA	1893	G	Sidechain
85	AA	1894	G	Sidechain
85	AA	1896	G	Sidechain
85	AA	1898	C	Sidechain
85	AA	1899	A	Sidechain
85	AA	190	A	Sidechain
85	AA	1900	C	Sidechain
85	AA	1902	C	Sidechain
85	AA	1904	C	Sidechain
85	AA	1906	C	Sidechain
85	AA	1907	U	Sidechain
85	AA	1908	A	Sidechain
85	AA	191	C	Sidechain
85	AA	1910	A	Sidechain
85	AA	1913	G	Sidechain
85	AA	1918	U	Sidechain
85	AA	1919	G	Sidechain

Continued on next page...

Continued from previous page...

Mol	Chain	Res	Type	Group
85	AA	192	G	Sidechain
85	AA	1920	A	Sidechain
85	AA	1921	G	Sidechain
85	AA	1922	A	Sidechain
85	AA	1923	A	Sidechain
85	AA	1924	C	Sidechain
85	AA	1925	A	Sidechain
85	AA	1926	A	Sidechain
85	AA	1927	G	Sidechain
85	AA	1929	G	Sidechain
85	AA	193	C	Sidechain
85	AA	1930	U	Sidechain
85	AA	1931	C	Sidechain
85	AA	1933	G	Sidechain
85	AA	1935	G	Sidechain
85	AA	1938	G	Sidechain
85	AA	194	U	Sidechain
85	AA	1940	A	Sidechain
85	AA	1943	U	Sidechain
85	AA	1947	A	Sidechain
85	AA	1948	A	Sidechain
85	AA	1949	U	Sidechain
85	AA	195	C	Sidechain
85	AA	1951	U	Sidechain
85	AA	1953	G	Sidechain
85	AA	1954	C	Sidechain
85	AA	1955	U	Sidechain
85	AA	1956	C	Sidechain
85	AA	1959	G	Sidechain
85	AA	196	U	Sidechain
85	AA	1960	C	Sidechain
85	AA	1961	U	Sidechain
85	AA	1962	U	Sidechain
85	AA	1963	G	Sidechain
85	AA	1964	A	Sidechain
85	AA	1968	A	Sidechain
85	AA	1969	A	Sidechain
85	AA	197	C	Sidechain
85	AA	1972	A	Sidechain
85	AA	1973	G	Sidechain
85	AA	1976	G	Sidechain
85	AA	1978	G	Sidechain

Continued on next page...

Continued from previous page...

Mol	Chain	Res	Type	Group
85	AA	1979	A	Sidechain
85	AA	198	U	Sidechain
85	AA	1981	A	Sidechain
85	AA	1982	C	Sidechain
85	AA	1983	C	Sidechain
85	AA	1984	A	Sidechain
85	AA	1985	C	Sidechain
85	AA	1986	G	Sidechain
85	AA	1987	G	Sidechain
85	AA	1989	A	Sidechain
85	AA	199	U	Sidechain
85	AA	1991	C	Sidechain
85	AA	1992	A	Sidechain
85	AA	1993	C	Sidechain
85	AA	1995	U	Sidechain
85	AA	1996	A	Sidechain
85	AA	1997	G	Sidechain
85	AA	1999	C	Sidechain
85	AA	2	A	Sidechain
85	AA	20	G	Sidechain
85	AA	200	U	Sidechain
85	AA	2000	C	Sidechain
85	AA	2001	C	Sidechain
85	AA	2002	A	Sidechain
85	AA	2003	C	Sidechain
85	AA	2004	U	Sidechain
85	AA	2005	U	Sidechain
85	AA	2006	G	Sidechain
85	AA	2007	G	Sidechain
85	AA	2008	G	Sidechain
85	AA	201	U	Sidechain
85	AA	2010	C	Sidechain
85	AA	2011	C	Sidechain
85	AA	2013	A	Sidechain
85	AA	2014	G	Sidechain
85	AA	2015	U	Sidechain
85	AA	2017	U	Sidechain
85	AA	2018	U	Sidechain
85	AA	2019	G	Sidechain
85	AA	202	U	Sidechain
85	AA	2020	C	Sidechain
85	AA	2021	A	Sidechain

Continued on next page...

Continued from previous page...

Mol	Chain	Res	Type	Group
85	AA	2022	A	Sidechain
85	AA	2023	U	Sidechain
85	AA	2024	U	Sidechain
85	AA	2026	U	Sidechain
85	AA	2029	G	Sidechain
85	AA	203	C	Sidechain
85	AA	2030	U	Sidechain
85	AA	2031	C	Sidechain
85	AA	2032	G	Sidechain
85	AA	2034	G	Sidechain
85	AA	2035	C	Sidechain
85	AA	2036	A	Sidechain
85	AA	2038	C	Sidechain
85	AA	2039	G	Sidechain
85	AA	204	U	Sidechain
85	AA	2041	G	Sidechain
85	AA	2042	G	Sidechain
85	AA	2044	A	Sidechain
85	AA	2045	U	Sidechain
85	AA	2046	G	Sidechain
85	AA	2047	U	Sidechain
85	AA	2048	C	Sidechain
85	AA	205	A	Sidechain
85	AA	2052	U	Sidechain
85	AA	2053	A	Sidechain
85	AA	2054	G	Sidechain
85	AA	2055	G	Sidechain
85	AA	2057	G	Sidechain
85	AA	2058	C	Sidechain
85	AA	2059	A	Sidechain
85	AA	206	U	Sidechain
85	AA	2060	G	Sidechain
85	AA	2061	C	Sidechain
85	AA	2062	U	Sidechain
85	AA	2063	C	Sidechain
85	AA	2067	A	Sidechain
85	AA	207	G	Sidechain
85	AA	2073	U	Sidechain
85	AA	2074	G	Sidechain
85	AA	2075	C	Sidechain
85	AA	2077	G	Sidechain
85	AA	2078	A	Sidechain

Continued on next page...

Continued from previous page...

Mol	Chain	Res	Type	Group
85	AA	2079	U	Sidechain
85	AA	2080	U	Sidechain
85	AA	2082	C	Sidechain
85	AA	2084	U	Sidechain
85	AA	2085	C	Sidechain
85	AA	2086	C	Sidechain
85	AA	2087	C	Sidechain
85	AA	2088	U	Sidechain
85	AA	2089	G	Sidechain
85	AA	209	C	Sidechain
85	AA	2090	C	Sidechain
85	AA	2094	U	Sidechain
85	AA	2095	U	Sidechain
85	AA	2096	G	Sidechain
85	AA	2098	A	Sidechain
85	AA	2099	C	Sidechain
85	AA	21	U	Sidechain
85	AA	210	G	Sidechain
85	AA	2100	A	Sidechain
85	AA	2102	A	Sidechain
85	AA	2104	C	Sidechain
85	AA	2106	C	Sidechain
85	AA	2107	C	Sidechain
85	AA	2109	G	Sidechain
85	AA	211	C	Sidechain
85	AA	2110	U	Sidechain
85	AA	2112	G	Sidechain
85	AA	2114	U	Sidechain
85	AA	2116	U	Sidechain
85	AA	2117	U	Sidechain
85	AA	2118	U	Sidechain
85	AA	2119	C	Sidechain
85	AA	2120	C	Sidechain
85	AA	2121	G	Sidechain
85	AA	2122	A	Sidechain
85	AA	2123	U	Sidechain
85	AA	2124	G	Sidechain
85	AA	2125	A	Sidechain
85	AA	2126	U	Sidechain
85	AA	2128	G	Sidechain
85	AA	2129	U	Sidechain
85	AA	2130	G	Sidechain

Continued on next page...

Continued from previous page...

Mol	Chain	Res	Type	Group
85	AA	2135	A	Sidechain
85	AA	2136	C	Sidechain
85	AA	2138	G	Sidechain
85	AA	2140	U	Sidechain
85	AA	2141	G	Sidechain
85	AA	2142	A	Sidechain
85	AA	2143	U	Sidechain
85	AA	2144	C	Sidechain
85	AA	2145	G	Sidechain
85	AA	2146	G	Sidechain
85	AA	2148	C	Sidechain
85	AA	2149	C	Sidechain
85	AA	215	U	Sidechain
85	AA	2150	G	Sidechain
85	AA	2152	C	Sidechain
85	AA	2153	G	Sidechain
85	AA	2155	U	Sidechain
85	AA	2156	C	Sidechain
85	AA	2158	U	Sidechain
85	AA	2159	C	Sidechain
85	AA	2161	C	Sidechain
85	AA	2162	G	Sidechain
85	AA	2163	G	Sidechain
85	AA	2164	G	Sidechain
85	AA	2166	G	Sidechain
85	AA	2167	A	Sidechain
85	AA	2169	C	Sidechain
85	AA	2170	G	Sidechain
85	AA	2171	A	Sidechain
85	AA	2172	A	Sidechain
85	AA	2174	G	Sidechain
85	AA	2175	U	Sidechain
85	AA	2176	U	Sidechain
85	AA	2178	A	Sidechain
85	AA	2179	C	Sidechain
85	AA	218	U	Sidechain
85	AA	2180	C	Sidechain
85	AA	2181	G	Sidechain
85	AA	2182	A	Sidechain
85	AA	2183	U	Sidechain
85	AA	2185	U	Sidechain
85	AA	2186	U	Sidechain

Continued on next page...

Continued from previous page...

Mol	Chain	Res	Type	Group
85	AA	2189	U	Sidechain
85	AA	219	G	Sidechain
85	AA	2190	U	Sidechain
85	AA	2192	A	Sidechain
85	AA	2193	A	Sidechain
85	AA	2194	U	Sidechain
85	AA	2195	A	Sidechain
85	AA	2196	G	Sidechain
85	AA	2199	G	Sidechain
85	AA	22	A	Sidechain
85	AA	2201	A	Sidechain
85	AA	2202	G	Sidechain
85	AA	2206	A	Sidechain
85	AA	2207	A	Sidechain
85	AA	2208	G	Sidechain
85	AA	2209	U	Sidechain
85	AA	2211	G	Sidechain
85	AA	2213	A	Sidechain
85	AA	2214	A	Sidechain
85	AA	2216	A	Sidechain
85	AA	2217	A	Sidechain
85	AA	2218	G	Sidechain
85	AA	2219	G	Sidechain
85	AA	2222	G	Sidechain
85	AA	2223	C	Sidechain
85	AA	2224	U	Sidechain
85	AA	2226	U	Sidechain
85	AA	2227	A	Sidechain
85	AA	2228	G	Sidechain
85	AA	2229	G	Sidechain
85	AA	2230	U	Sidechain
85	AA	2231	G	Sidechain
85	AA	2232	A	Sidechain
85	AA	2233	A	Sidechain
85	AA	2234	C	Sidechain
85	AA	2236	U	Sidechain
85	AA	2237	G	Sidechain
85	AA	2238	C	Sidechain
85	AA	2240	G	Sidechain
85	AA	2241	C	Sidechain
85	AA	2245	A	Sidechain
85	AA	2246	U	Sidechain

Continued on next page...

Continued from previous page...

Mol	Chain	Res	Type	Group
85	AA	2248	A	Sidechain
85	AA	2250	U	Sidechain
85	AA	228	C	Sidechain
85	AA	229	U	Sidechain
85	AA	23	G	Sidechain
85	AA	233	C	Sidechain
85	AA	234	G	Sidechain
85	AA	236	G	Sidechain
85	AA	237	G	Sidechain
85	AA	239	G	Sidechain
85	AA	24	U	Sidechain
85	AA	240	A	Sidechain
85	AA	242	G	Sidechain
85	AA	243	A	Sidechain
85	AA	244	G	Sidechain
85	AA	245	A	Sidechain
85	AA	246	C	Sidechain
85	AA	248	U	Sidechain
85	AA	249	C	Sidechain
85	AA	250	C	Sidechain
85	AA	251	A	Sidechain
85	AA	252	G	Sidechain
85	AA	253	C	Sidechain
85	AA	254	G	Sidechain
85	AA	255	A	Sidechain
85	AA	259	A	Sidechain
85	AA	26	A	Sidechain
85	AA	260	A	Sidechain
85	AA	261	U	Sidechain
85	AA	264	A	Sidechain
85	AA	265	A	Sidechain
85	AA	266	U	Sidechain
85	AA	267	U	Sidechain
85	AA	268	A	Sidechain
85	AA	269	G	Sidechain
85	AA	27	U	Sidechain
85	AA	270	A	Sidechain
85	AA	271	A	Sidechain
85	AA	275	A	Sidechain
85	AA	276	C	Sidechain
85	AA	277	G	Sidechain
85	AA	281	C	Sidechain

Continued on next page...

Continued from previous page...

Mol	Chain	Res	Type	Group
85	AA	282	C	Sidechain
85	AA	283	A	Sidechain
85	AA	286	C	Sidechain
85	AA	287	G	Sidechain
85	AA	288	G	Sidechain
85	AA	289	G	Sidechain
85	AA	290	G	Sidechain
85	AA	293	A	Sidechain
85	AA	294	G	Sidechain
85	AA	296	A	Sidechain
85	AA	297	A	Sidechain
85	AA	298	C	Sidechain
85	AA	299	A	Sidechain
85	AA	30	G	Sidechain
85	AA	300	C	Sidechain
85	AA	301	U	Sidechain
85	AA	302	C	Sidechain
85	AA	303	A	Sidechain
85	AA	304	G	Sidechain
85	AA	306	C	Sidechain
85	AA	307	G	Sidechain
85	AA	308	U	Sidechain
85	AA	309	G	Sidechain
85	AA	311	U	Sidechain
85	AA	312	G	Sidechain
85	AA	313	A	Sidechain
85	AA	314	C	Sidechain
85	AA	316	C	Sidechain
85	AA	318	A	Sidechain
85	AA	319	U	Sidechain
85	AA	32	U	Sidechain
85	AA	321	C	Sidechain
85	AA	322	A	Sidechain
85	AA	323	U	Sidechain
85	AA	325	C	Sidechain
85	AA	326	C	Sidechain
85	AA	327	G	Sidechain
85	AA	328	U	Sidechain
85	AA	329	G	Sidechain
85	AA	33	U	Sidechain
85	AA	330	C	Sidechain
85	AA	331	G	Sidechain

Continued on next page...

Continued from previous page...

Mol	Chain	Res	Type	Group
85	AA	332	A	Sidechain
85	AA	333	A	Sidechain
85	AA	334	A	Sidechain
85	AA	335	G	Sidechain
85	AA	336	C	Sidechain
85	AA	337	C	Sidechain
85	AA	339	A	Sidechain
85	AA	34	G	Sidechain
85	AA	342	C	Sidechain
85	AA	343	U	Sidechain
85	AA	345	U	Sidechain
85	AA	346	U	Sidechain
85	AA	35	U	Sidechain
85	AA	351	C	Sidechain
85	AA	353	G	Sidechain
85	AA	354	C	Sidechain
85	AA	355	G	Sidechain
85	AA	356	U	Sidechain
85	AA	358	U	Sidechain
85	AA	359	A	Sidechain
85	AA	36	U	Sidechain
85	AA	362	G	Sidechain
85	AA	363	A	Sidechain
85	AA	364	C	Sidechain
85	AA	366	A	Sidechain
85	AA	368	C	Sidechain
85	AA	369	A	Sidechain
85	AA	37	U	Sidechain
85	AA	371	C	Sidechain
85	AA	375	C	Sidechain
85	AA	376	C	Sidechain
85	AA	377	U	Sidechain
85	AA	378	A	Sidechain
85	AA	379	U	Sidechain
85	AA	380	C	Sidechain
85	AA	381	A	Sidechain
85	AA	383	C	Sidechain
85	AA	384	C	Sidechain
85	AA	387	U	Sidechain
85	AA	388	G	Sidechain
85	AA	389	A	Sidechain
85	AA	39	A	Sidechain

Continued on next page...

Continued from previous page...

Mol	Chain	Res	Type	Group
85	AA	390	U	Sidechain
85	AA	391	G	Sidechain
85	AA	392	G	Sidechain
85	AA	393	C	Sidechain
85	AA	396	U	Sidechain
85	AA	397	G	Sidechain
85	AA	398	U	Sidechain
85	AA	399	A	Sidechain
85	AA	4	C	Sidechain
85	AA	400	G	Sidechain
85	AA	401	U	Sidechain
85	AA	402	G	Sidechain
85	AA	403	G	Sidechain
85	AA	404	A	Sidechain
85	AA	405	C	Sidechain
85	AA	407	G	Sidechain
85	AA	409	C	Sidechain
85	AA	41	G	Sidechain
85	AA	410	A	Sidechain
85	AA	411	U	Sidechain
85	AA	412	G	Sidechain
85	AA	413	G	Sidechain
85	AA	414	C	Sidechain
85	AA	416	U	Sidechain
85	AA	417	U	Sidechain
85	AA	418	G	Sidechain
85	AA	419	A	Sidechain
85	AA	42	G	Sidechain
85	AA	422	G	Sidechain
85	AA	424	A	Sidechain
85	AA	425	G	Sidechain
85	AA	426	C	Sidechain
85	AA	427	G	Sidechain
85	AA	428	G	Sidechain
85	AA	429	G	Sidechain
85	AA	430	G	Sidechain
85	AA	431	G	Sidechain
85	AA	432	A	Sidechain
85	AA	433	U	Sidechain
85	AA	436	G	Sidechain
85	AA	437	G	Sidechain
85	AA	438	G	Sidechain

Continued on next page...

Continued from previous page...

Mol	Chain	Res	Type	Group
85	AA	439	U	Sidechain
85	AA	44	C	Sidechain
85	AA	440	U	Sidechain
85	AA	441	C	Sidechain
85	AA	443	A	Sidechain
85	AA	444	U	Sidechain
85	AA	445	U	Sidechain
85	AA	447	C	Sidechain
85	AA	448	G	Sidechain
85	AA	45	U	Sidechain
85	AA	450	A	Sidechain
85	AA	451	G	Sidechain
85	AA	453	G	Sidechain
85	AA	454	G	Sidechain
85	AA	455	G	Sidechain
85	AA	457	G	Sidechain
85	AA	46	U	Sidechain
85	AA	460	U	Sidechain
85	AA	461	G	Sidechain
85	AA	462	A	Sidechain
85	AA	463	G	Sidechain
85	AA	464	A	Sidechain
85	AA	465	A	Sidechain
85	AA	466	A	Sidechain
85	AA	467	U	Sidechain
85	AA	469	G	Sidechain
85	AA	470	C	Sidechain
85	AA	471	U	Sidechain
85	AA	472	A	Sidechain
85	AA	475	A	Sidechain
85	AA	476	C	Sidechain
85	AA	478	U	Sidechain
85	AA	48	G	Sidechain
85	AA	480	U	Sidechain
85	AA	481	A	Sidechain
85	AA	482	C	Sidechain
85	AA	483	G	Sidechain
85	AA	485	A	Sidechain
85	AA	486	G	Sidechain
85	AA	487	G	Sidechain
85	AA	488	G	Sidechain
85	AA	489	C	Sidechain

Continued on next page...

Continued from previous page...

Mol	Chain	Res	Type	Group
85	AA	490	A	Sidechain
85	AA	491	G	Sidechain
85	AA	492	C	Sidechain
85	AA	494	G	Sidechain
85	AA	495	G	Sidechain
85	AA	496	C	Sidechain
85	AA	498	C	Sidechain
85	AA	499	G	Sidechain
85	AA	50	C	Sidechain
85	AA	500	C	Sidechain
85	AA	501	A	Sidechain
85	AA	502	A	Sidechain
85	AA	503	A	Sidechain
85	AA	504	U	Sidechain
85	AA	506	G	Sidechain
85	AA	507	C	Sidechain
85	AA	508	C	Sidechain
85	AA	509	C	Sidechain
85	AA	51	A	Sidechain
85	AA	510	A	Sidechain
85	AA	511	A	Sidechain
85	AA	512	U	Sidechain
85	AA	513	G	Sidechain
85	AA	514	U	Sidechain
85	AA	515	C	Sidechain
85	AA	516	G	Sidechain
85	AA	517	A	Sidechain
85	AA	52	U	Sidechain
85	AA	520	A	Sidechain
85	AA	521	A	Sidechain
85	AA	523	U	Sidechain
85	AA	526	G	Sidechain
85	AA	527	A	Sidechain
85	AA	528	U	Sidechain
85	AA	529	G	Sidechain
85	AA	53	G	Sidechain
85	AA	530	A	Sidechain
85	AA	531	G	Sidechain
85	AA	532	G	Sidechain
85	AA	533	C	Sidechain
85	AA	534	A	Sidechain
85	AA	535	G	Sidechain

Continued on next page...

Continued from previous page...

Mol	Chain	Res	Type	Group
85	AA	536	C	Sidechain
85	AA	537	G	Sidechain
85	AA	538	A	Sidechain
85	AA	539	A	Sidechain
85	AA	54	C	Sidechain
85	AA	540	A	Sidechain
85	AA	541	A	Sidechain
85	AA	542	G	Sidechain
85	AA	544	A	Sidechain
85	AA	545	A	Sidechain
85	AA	546	U	Sidechain
85	AA	547	A	Sidechain
85	AA	548	G	Sidechain
85	AA	550	G	Sidechain
85	AA	552	C	Sidechain
85	AA	555	C	Sidechain
85	AA	556	C	Sidechain
85	AA	557	G	Sidechain
85	AA	559	G	Sidechain
85	AA	561	C	Sidechain
85	AA	563	U	Sidechain
85	AA	564	A	Sidechain
85	AA	565	G	Sidechain
85	AA	566	U	Sidechain
85	AA	567	G	Sidechain
85	AA	569	A	Sidechain
85	AA	57	G	Sidechain
85	AA	570	U	Sidechain
85	AA	571	G	Sidechain
85	AA	572	G	Sidechain
85	AA	573	U	Sidechain
85	AA	575	G	Sidechain
85	AA	576	U	Sidechain
85	AA	577	U	Sidechain
85	AA	578	U	Sidechain
85	AA	579	U	Sidechain
85	AA	582	A	Sidechain
85	AA	584	G	Sidechain
85	AA	585	G	Sidechain
85	AA	586	G	Sidechain
85	AA	587	G	Sidechain
85	AA	588	G	Sidechain

Continued on next page...

Continued from previous page...

Mol	Chain	Res	Type	Group
85	AA	589	A	Sidechain
85	AA	59	C	Sidechain
85	AA	590	U	Sidechain
85	AA	591	A	Sidechain
85	AA	592	C	Sidechain
85	AA	593	U	Sidechain
85	AA	595	A	Sidechain
85	AA	596	A	Sidechain
85	AA	597	A	Sidechain
85	AA	6	G	Sidechain
85	AA	60	U	Sidechain
85	AA	600	C	Sidechain
85	AA	601	A	Sidechain
85	AA	602	U	Sidechain
85	AA	603	C	Sidechain
85	AA	604	C	Sidechain
85	AA	605	A	Sidechain
85	AA	609	U	Sidechain
85	AA	61	C	Sidechain
85	AA	610	C	Sidechain
85	AA	611	G	Sidechain
85	AA	613	G	Sidechain
85	AA	614	U	Sidechain
85	AA	615	A	Sidechain
85	AA	616	A	Sidechain
85	AA	617	C	Sidechain
85	AA	618	A	Sidechain
85	AA	62	A	Sidechain
85	AA	620	U	Sidechain
85	AA	621	U	Sidechain
85	AA	623	G	Sidechain
85	AA	624	A	Sidechain
85	AA	625	G	Sidechain
85	AA	626	G	Sidechain
85	AA	628	C	Sidechain
85	AA	629	A	Sidechain
85	AA	63	G	Sidechain
85	AA	630	A	Sidechain
85	AA	631	G	Sidechain
85	AA	634	U	Sidechain
85	AA	635	G	Sidechain
85	AA	636	G	Sidechain

Continued on next page...

Continued from previous page...

Mol	Chain	Res	Type	Group
85	AA	637	U	Sidechain
85	AA	638	G	Sidechain
85	AA	64	A	Sidechain
85	AA	640	C	Sidechain
85	AA	641	A	Sidechain
85	AA	642	G	Sidechain
85	AA	646	C	Sidechain
85	AA	647	C	Sidechain
85	AA	648	G	Sidechain
85	AA	65	A	Sidechain
85	AA	650	G	Sidechain
85	AA	651	G	Sidechain
85	AA	652	U	Sidechain
85	AA	654	A	Sidechain
85	AA	655	U	Sidechain
85	AA	656	U	Sidechain
85	AA	657	C	Sidechain
85	AA	658	C	Sidechain
85	AA	659	A	Sidechain
85	AA	66	U	Sidechain
85	AA	661	C	Sidechain
85	AA	662	U	Sidechain
85	AA	664	C	Sidechain
85	AA	665	A	Sidechain
85	AA	666	A	Sidechain
85	AA	667	A	Sidechain
85	AA	668	A	Sidechain
85	AA	669	G	Sidechain
85	AA	67	C	Sidechain
85	AA	672	U	Sidechain
85	AA	673	A	Sidechain
85	AA	674	U	Sidechain
85	AA	675	A	Sidechain
85	AA	676	U	Sidechain
85	AA	677	U	Sidechain
85	AA	679	A	Sidechain
85	AA	68	A	Sidechain
85	AA	680	U	Sidechain
85	AA	681	G	Sidechain
85	AA	682	C	Sidechain
85	AA	683	U	Sidechain
85	AA	684	G	Sidechain

Continued on next page...

Continued from previous page...

Mol	Chain	Res	Type	Group
85	AA	685	U	Sidechain
85	AA	686	U	Sidechain
85	AA	687	G	Sidechain
85	AA	688	C	Sidechain
85	AA	689	U	Sidechain
85	AA	69	C	Sidechain
85	AA	691	U	Sidechain
85	AA	692	U	Sidechain
85	AA	693	A	Sidechain
85	AA	694	A	Sidechain
85	AA	695	A	Sidechain
85	AA	696	G	Sidechain
85	AA	697	G	Sidechain
85	AA	698	G	Sidechain
85	AA	699	U	Sidechain
85	AA	7	G	Sidechain
85	AA	70	U	Sidechain
85	AA	700	U	Sidechain
85	AA	702	G	Sidechain
85	AA	703	U	Sidechain
85	AA	704	A	Sidechain
85	AA	706	U	Sidechain
85	AA	707	U	Sidechain
85	AA	708	G	Sidechain
85	AA	710	A	Sidechain
85	AA	711	C	Sidechain
85	AA	712	U	Sidechain
85	AA	713	G	Sidechain
85	AA	714	U	Sidechain
85	AA	72	C	Sidechain
85	AA	721	C	Sidechain
85	AA	722	G	Sidechain
85	AA	723	U	Sidechain
85	AA	725	G	Sidechain
85	AA	726	U	Sidechain
85	AA	727	U	Sidechain
85	AA	728	U	Sidechain
85	AA	730	G	Sidechain
85	AA	731	U	Sidechain
85	AA	732	G	Sidechain
85	AA	733	C	Sidechain
85	AA	735	G	Sidechain

Continued on next page...

Continued from previous page...

Mol	Chain	Res	Type	Group
85	AA	736	U	Sidechain
85	AA	737	G	Sidechain
85	AA	738	C	Sidechain
85	AA	739	C	Sidechain
85	AA	740	A	Sidechain
85	AA	741	G	Sidechain
85	AA	742	U	Sidechain
85	AA	743	C	Sidechain
85	AA	744	C	Sidechain
85	AA	747	U	Sidechain
85	AA	748	C	Sidechain
85	AA	750	A	Sidechain
85	AA	751	C	Sidechain
85	AA	752	C	Sidechain
85	AA	754	C	Sidechain
85	AA	755	G	Sidechain
85	AA	756	G	Sidechain
85	AA	757	A	Sidechain
85	AA	758	C	Sidechain
85	AA	759	G	Sidechain
85	AA	76	G	Sidechain
85	AA	760	U	Sidechain
85	AA	761	G	Sidechain
85	AA	762	U	Sidechain
85	AA	764	U	Sidechain
85	AA	765	U	Sidechain
85	AA	766	G	Sidechain
85	AA	767	A	Sidechain
85	AA	768	C	Sidechain
85	AA	769	C	Sidechain
85	AA	77	C	Sidechain
85	AA	770	C	Sidechain
85	AA	771	A	Sidechain
85	AA	772	C	Sidechain
85	AA	773	G	Sidechain
85	AA	774	C	Sidechain
85	AA	775	C	Sidechain
85	AA	776	C	Sidechain
85	AA	777	U	Sidechain
85	AA	778	C	Sidechain
85	AA	779	G	Sidechain
85	AA	78	A	Sidechain

Continued on next page...

Continued from previous page...

Mol	Chain	Res	Type	Group
85	AA	780	U	Sidechain
85	AA	781	G	Sidechain
85	AA	782	G	Sidechain
85	AA	785	C	Sidechain
85	AA	787	U	Sidechain
85	AA	788	G	Sidechain
85	AA	789	A	Sidechain
85	AA	79	G	Sidechain
85	AA	790	A	Sidechain
85	AA	792	A	Sidechain
85	AA	793	C	Sidechain
85	AA	794	A	Sidechain
85	AA	795	C	Sidechain
85	AA	796	U	Sidechain
85	AA	797	C	Sidechain
85	AA	799	G	Sidechain
85	AA	8	U	Sidechain
85	AA	800	A	Sidechain
85	AA	801	U	Sidechain
85	AA	802	A	Sidechain
85	AA	803	C	Sidechain
85	AA	804	A	Sidechain
85	AA	805	A	Sidechain
85	AA	806	G	Sidechain
85	AA	809	A	Sidechain
85	AA	812	C	Sidechain
85	AA	814	G	Sidechain
85	AA	815	G	Sidechain
85	AA	816	A	Sidechain
85	AA	817	G	Sidechain
85	AA	818	C	Sidechain
85	AA	819	G	Sidechain
85	AA	82	A	Sidechain
85	AA	820	G	Sidechain
85	AA	821	U	Sidechain
85	AA	822	U	Sidechain
85	AA	825	U	Sidechain
85	AA	827	C	Sidechain
85	AA	828	U	Sidechain
85	AA	83	U	Sidechain
85	AA	830	A	Sidechain
85	AA	832	U	Sidechain

Continued on next page...

Continued from previous page...

Mol	Chain	Res	Type	Group
85	AA	833	U	Sidechain
85	AA	834	U	Sidechain
85	AA	836	A	Sidechain
85	AA	837	C	Sidechain
85	AA	838	G	Sidechain
85	AA	839	C	Sidechain
85	AA	84	C	Sidechain
85	AA	841	U	Sidechain
85	AA	842	G	Sidechain
85	AA	845	A	Sidechain
85	AA	846	U	Sidechain
85	AA	847	G	Sidechain
85	AA	848	C	Sidechain
85	AA	85	U	Sidechain
85	AA	850	U	Sidechain
85	AA	851	G	Sidechain
85	AA	852	C	Sidechain
85	AA	853	G	Sidechain
85	AA	854	A	Sidechain
85	AA	855	G	Sidechain
85	AA	856	G	Sidechain
85	AA	857	G	Sidechain
85	AA	858	G	Sidechain
85	AA	859	G	Sidechain
85	AA	86	G	Sidechain
85	AA	860	C	Sidechain
85	AA	861	G	Sidechain
85	AA	862	U	Sidechain
85	AA	863	C	Sidechain
85	AA	864	C	Sidechain
85	AA	866	U	Sidechain
85	AA	867	G	Sidechain
85	AA	868	A	Sidechain
85	AA	869	A	Sidechain
85	AA	87	C	Sidechain
85	AA	871	U	Sidechain
85	AA	872	U	Sidechain
85	AA	873	U	Sidechain
85	AA	875	C	Sidechain
85	AA	878	U	Sidechain
85	AA	879	G	Sidechain
85	AA	880	A	Sidechain

Continued on next page...

Continued from previous page...

Mol	Chain	Res	Type	Group
85	AA	881	C	Sidechain
85	AA	882	C	Sidechain
85	AA	883	A	Sidechain
85	AA	884	A	Sidechain
85	AA	885	A	Sidechain
85	AA	887	A	Sidechain
85	AA	888	A	Sidechain
85	AA	889	G	Sidechain
85	AA	89	C	Sidechain
85	AA	890	U	Sidechain
85	AA	891	G	Sidechain
85	AA	892	C	Sidechain
85	AA	893	G	Sidechain
85	AA	894	A	Sidechain
85	AA	896	C	Sidechain
85	AA	897	A	Sidechain
85	AA	898	A	Sidechain
85	AA	899	A	Sidechain
85	AA	9	U	Sidechain
85	AA	90	A	Sidechain
85	AA	900	G	Sidechain
85	AA	901	C	Sidechain
85	AA	902	A	Sidechain
85	AA	903	G	Sidechain
85	AA	906	U	Sidechain
85	AA	908	C	Sidechain
85	AA	91	U	Sidechain
85	AA	910	G	Sidechain
85	AA	911	A	Sidechain
85	AA	912	C	Sidechain
85	AA	913	U	Sidechain
85	AA	914	U	Sidechain
85	AA	916	A	Sidechain
85	AA	917	A	Sidechain
85	AA	918	U	Sidechain
85	AA	92	G	Sidechain
85	AA	920	A	Sidechain
85	AA	921	C	Sidechain
85	AA	922	A	Sidechain
85	AA	924	A	Sidechain
85	AA	925	G	Sidechain
85	AA	926	C	Sidechain

Continued on next page...

Continued from previous page...

Mol	Chain	Res	Type	Group
85	AA	929	G	Sidechain
85	AA	93	G	Sidechain
85	AA	930	G	Sidechain
85	AA	931	G	Sidechain
85	AA	932	A	Sidechain
85	AA	933	U	Sidechain
85	AA	934	A	Sidechain
85	AA	935	A	Sidechain
85	AA	936	C	Sidechain
85	AA	937	G	Sidechain
85	AA	939	A	Sidechain
85	AA	94	C	Sidechain
85	AA	940	G	Sidechain
85	AA	941	C	Sidechain
85	AA	943	U	Sidechain
85	AA	944	C	Sidechain
85	AA	945	A	Sidechain
85	AA	95	U	Sidechain
85	AA	957	A	Sidechain
85	AA	958	C	Sidechain
85	AA	959	C	Sidechain
85	AA	96	C	Sidechain
85	AA	960	G	Sidechain
85	AA	961	U	Sidechain
85	AA	963	U	Sidechain
85	AA	964	C	Sidechain
85	AA	966	G	Sidechain
85	AA	968	U	Sidechain
85	AA	969	U	Sidechain
85	AA	97	A	Sidechain
85	AA	970	U	Sidechain
85	AA	971	U	Sidechain
85	AA	972	G	Sidechain
85	AA	973	U	Sidechain
85	AA	974	U	Sidechain
85	AA	976	G	Sidechain
85	AA	977	U	Sidechain
85	AA	978	U	Sidechain
85	AA	979	U	Sidechain
85	AA	98	U	Sidechain
85	AA	980	U	Sidechain
85	AA	981	A	Sidechain

Continued on next page...

Continued from previous page...

Mol	Chain	Res	Type	Group
85	AA	982	G	Sidechain
85	AA	983	A	Sidechain
85	AA	985	G	Sidechain
85	AA	986	U	Sidechain
85	AA	987	C	Sidechain
85	AA	989	U	Sidechain
85	AA	99	U	Sidechain
85	AA	991	G	Sidechain
85	AA	993	G	Sidechain
85	AA	994	A	Sidechain
85	AA	995	G	Sidechain
85	AA	997	U	Sidechain
85	AA	998	U	Sidechain
86	AB	1	G	Sidechain
86	AB	11	C	Sidechain
86	AB	12	U	Sidechain
86	AB	14	A	Sidechain
86	AB	18	G	Sidechain
86	AB	2	C	Sidechain
86	AB	20	U	Sidechain
86	AB	21	A	Sidechain
86	AB	22	G	Sidechain
86	AB	23	A	Sidechain
86	AB	24	G	Sidechain
86	AB	25	C	Sidechain
86	AB	26	A	Sidechain
86	AB	27	G	Sidechain
86	AB	28	G	Sidechain
86	AB	32	U	Sidechain
86	AB	37	A	Sidechain
86	AB	39	U	Sidechain
86	AB	40	C	Sidechain
86	AB	43	C	Sidechain
86	AB	45	U	Sidechain
86	AB	46	G	Sidechain
86	AB	49	C	Sidechain
86	AB	5	G	Sidechain
86	AB	50	U	Sidechain
86	AB	51	U	Sidechain
86	AB	54	U	Sidechain
86	AB	56	C	Sidechain
86	AB	57	G	Sidechain

Continued on next page...

Continued from previous page...

Mol	Chain	Res	Type	Group
86	AB	58	A	Sidechain
86	AB	6	G	Sidechain
86	AB	61	C	Sidechain
86	AB	62	C	Sidechain
86	AB	63	G	Sidechain
86	AB	65	G	Sidechain
86	AB	66	U	Sidechain
86	AB	67	C	Sidechain
86	AB	68	C	Sidechain
86	AB	69	G	Sidechain
86	AB	7	A	Sidechain
86	AB	70	G	Sidechain
86	AB	72	C	Sidechain
86	AB	73	A	Sidechain
86	AB	8	U	Sidechain
86	AB	9	A	Sidechain
11	AC	118	PHE	Sidechain
11	AC	139	PHE	Sidechain
11	AC	144	PHE	Sidechain
11	AC	156	ARG	Mainchain,Sidechain
11	AC	193	VAL	Mainchain
11	AC	202	ARG	Sidechain
11	AC	204	ARG	Sidechain
11	AC	211	TYR	Sidechain
11	AC	216	ARG	Sidechain
11	AC	222	ARG	Peptide
11	AC	225	ILE	Mainchain
11	AC	228	SER	Mainchain
11	AC	229	VAL	Peptide
11	AC	238	PHE	Mainchain
11	AC	240	TYR	Sidechain
11	AC	241	ARG	Sidechain
11	AC	73	TYR	Sidechain
11	AC	74	ILE	Peptide
11	AC	77	ARG	Mainchain
11	AC	99	ARG	Sidechain
12	AD	14	TYR	Sidechain
12	AD	18	PHE	Sidechain
12	AD	3	THR	Mainchain
12	AD	4	TYR	Sidechain
12	AD	54	ARG	Sidechain
12	AD	59	ARG	Sidechain

Continued on next page...

Continued from previous page...

Mol	Chain	Res	Type	Group
12	AD	66	PHE	Sidechain
12	AD	69	ARG	Sidechain
12	AD	88	TYR	Sidechain
12	AD	94	VAL	Peptide
13	AE	103	ARG	Sidechain
13	AE	104	ARG	Sidechain
13	AE	106	TYR	Sidechain
13	AE	113	TYR	Sidechain
13	AE	116	TYR	Sidechain
13	AE	119	ARG	Sidechain
13	AE	120	HIS	Sidechain
13	AE	121	ARG	Sidechain
13	AE	131	PHE	Sidechain
13	AE	145	ARG	Sidechain
13	AE	152	ARG	Sidechain
13	AE	153	TYR	Sidechain
13	AE	171	PHE	Sidechain
13	AE	24	TYR	Sidechain
13	AE	44	ARG	Sidechain
13	AE	45	SER	Peptide
13	AE	50	TYR	Sidechain
13	AE	58	PHE	Sidechain
13	AE	69	TYR	Sidechain
13	AE	72	ARG	Sidechain
13	AE	76	PHE	Sidechain
13	AE	83	ARG	Sidechain
13	AE	88	ARG	Sidechain
13	AE	97	ARG	Sidechain
13	AE	98	ARG	Sidechain
14	AF	108	ARG	Sidechain
14	AF	116	ARG	Sidechain
14	AF	132	ARG	Sidechain
14	AF	41	ARG	Sidechain
14	AF	55	ARG	Sidechain
14	AF	60	ARG	Sidechain
15	AG	104	ARG	Sidechain
15	AG	113	PHE	Sidechain
15	AG	121	ARG	Sidechain
15	AG	124	ARG	Sidechain
15	AG	129	TYR	Sidechain
15	AG	131	ARG	Sidechain
15	AG	134	GLN	Peptide,Mainchain

Continued on next page...

Continued from previous page...

Mol	Chain	Res	Type	Group
15	AG	18	TYR	Sidechain
15	AG	21	THR	Peptide
15	AG	3	ARG	Sidechain
15	AG	31	ARG	Sidechain
15	AG	55	ARG	Sidechain
15	AG	69	ARG	Sidechain
15	AG	77	HIS	Sidechain
15	AG	89	TYR	Sidechain
15	AG	94	ARG	Sidechain
16	AH	10	TYR	Sidechain
16	AH	114	ARG	Sidechain
16	AH	13	SER	Peptide
16	AH	21	TYR	Sidechain
16	AH	27	TYR	Sidechain
16	AH	36	HIS	Sidechain
16	AH	60	ASP	Mainchain
16	AH	65	TYR	Sidechain
17	AI	104	TYR	Sidechain
17	AI	122	TYR	Sidechain
17	AI	126	PHE	Sidechain
17	AI	130	TYR	Sidechain
17	AI	144	HIS	Peptide
17	AI	19	PHE	Sidechain
17	AI	25	ARG	Sidechain
17	AI	58	ARG	Sidechain
17	AI	66	ARG	Sidechain
17	AI	68	ARG	Sidechain
18	AJ	12	ARG	Sidechain
18	AJ	128	PHE	Sidechain
18	AJ	129	PHE	Sidechain
18	AJ	19	ARG	Sidechain
18	AJ	20	ARG	Sidechain
18	AJ	46	TYR	Sidechain
18	AJ	54	ASP	Peptide
18	AJ	56	HIS	Sidechain
18	AJ	57	ARG	Sidechain
18	AJ	68	ARG	Sidechain
18	AJ	78	ARG	Sidechain
19	AK	115	TYR	Sidechain
19	AK	126	ASP	Peptide,Mainchain
19	AK	128	ARG	Sidechain
19	AK	129	ARG	Mainchain,Sidechain

Continued on next page...

Continued from previous page...

Mol	Chain	Res	Type	Group
19	AK	137	ARG	Sidechain
19	AK	141	ARG	Sidechain
19	AK	148	TYR	Sidechain
19	AK	149	ARG	Sidechain
19	AK	33	CYS	Peptide
19	AK	36	ARG	Sidechain
19	AK	47	PRO	Mainchain
19	AK	65	TYR	Sidechain
19	AK	68	ARG	Sidechain
19	AK	70	ARG	Sidechain
19	AK	74	ARG	Sidechain
19	AK	78	SER	Peptide
19	AK	9	LEU	Peptide
19	AK	98	TYR	Sidechain
20	AL	29	TYR	Sidechain
20	AL	33	ARG	Sidechain
20	AL	53	TYR	Sidechain
20	AL	78	ARG	Sidechain
20	AL	84	TYR	Sidechain
20	AL	90	HIS	Sidechain
21	AM	107	ARG	Sidechain
21	AM	119	ARG	Peptide
21	AM	12	HIS	Peptide
21	AM	121	HIS	Sidechain
21	AM	125	ARG	Sidechain
21	AM	128	TYR	Sidechain
21	AM	131	ARG	Sidechain
21	AM	133	ARG	Peptide
21	AM	142	ARG	Sidechain
21	AM	25	ARG	Sidechain
21	AM	29	PHE	Sidechain
21	AM	38	GLY	Peptide
21	AM	39	ILE	Peptide
21	AM	42	ALA	Peptide
21	AM	80	ILE	Peptide
21	AM	89	ARG	Sidechain
21	AM	9	SER	Peptide
21	AM	90	ASP	Peptide
22	AO	104	SER	Mainchain
22	AO	107	GLU	Mainchain
22	AO	111	ARG	Sidechain
22	AO	118	HIS	Sidechain

Continued on next page...

Continued from previous page...

Mol	Chain	Res	Type	Group
22	AO	138	HIS	Sidechain
22	AO	139	ARG	Sidechain
22	AO	158	ARG	Sidechain
22	AO	163	GLU	Peptide
22	AO	27	HIS	Sidechain
22	AO	29	TRP	Mainchain
22	AO	58	HIS	Sidechain
22	AO	60	ARG	Sidechain
22	AO	70	TYR	Sidechain
22	AO	79	ARG	Sidechain
22	AO	84	ARG	Sidechain
22	AO	89	TYR	Sidechain
22	AO	95	ARG	Sidechain
23	AP	108	PHE	Sidechain
23	AP	120	HIS	Sidechain
23	AP	136	ARG	Sidechain
23	AP	153	TYR	Sidechain
23	AP	179	LEU	Mainchain
23	AP	184	ARG	Sidechain
23	AP	207	TYR	Sidechain
23	AP	214	THR	Mainchain
23	AP	215	ARG	Sidechain
23	AP	247	ARG	Sidechain
23	AP	253	HIS	Sidechain
23	AP	59	THR	Mainchain
23	AP	68	SER	Mainchain
23	AP	82	ARG	Sidechain
24	AQ	101	PHE	Peptide
24	AQ	41	ARG	Mainchain,Sidechain
24	AQ	48	ARG	Sidechain
24	AQ	66	PRO	Peptide
24	AQ	67	CYS	Peptide
24	AQ	77	TYR	Sidechain
25	AR	17	TYR	Sidechain
25	AR	20	ARG	Sidechain
25	AR	26	ASN	Peptide,Mainchain
25	AR	34	HIS	Sidechain
25	AR	45	ASP	Mainchain
25	AR	50	ILE	Mainchain
25	AR	62	TYR	Sidechain
25	AR	69	SER	Mainchain
25	AR	7	TYR	Sidechain

Continued on next page...

Continued from previous page...

Mol	Chain	Res	Type	Group
25	AR	71	HIS	Sidechain
25	AR	84	ARG	Sidechain
26	AS	119	ARG	Sidechain
26	AS	131	TYR	Sidechain
26	AS	17	ARG	Sidechain
26	AS	18	ARG	Sidechain
26	AS	21	ARG	Sidechain
26	AS	42	GLY	Peptide
26	AS	71	ARG	Sidechain
27	AT	111	ARG	Sidechain
27	AT	114	VAL	Peptide
27	AT	118	ARG	Sidechain
27	AT	120	ARG	Sidechain
27	AT	123	LYS	Peptide
27	AT	125	ARG	Sidechain
27	AT	13	ARG	Sidechain
27	AT	132	MET	Peptide
27	AT	17	PHE	Sidechain
27	AT	25	ARG	Sidechain
27	AT	34	HIS	Sidechain
27	AT	35	PRO	Peptide
27	AT	36	GLY	Peptide,Mainchain
27	AT	37	TRP	Peptide
27	AT	38	CYS	Peptide
27	AT	40	THR	Peptide
27	AT	41	VAL	Peptide
27	AT	54	TYR	Sidechain
27	AT	58	ASP	Peptide,Mainchain
27	AT	65	PHE	Peptide,Mainchain,Sidechain
27	AT	8	ALA	Peptide
27	AT	83	TYR	Sidechain
27	AT	97	ARG	Sidechain
28	AU	105	ARG	Sidechain
28	AU	48	PHE	Sidechain
28	AU	60	VAL	Peptide
28	AU	63	TYR	Sidechain
28	AU	88	HIS	Sidechain
28	AU	91	ARG	Sidechain
28	AU	99	SER	Peptide
29	AV	10	ARG	Sidechain
29	AV	100	TYR	Sidechain
29	AV	17	ARG	Sidechain

Continued on next page...

Continued from previous page...

Mol	Chain	Res	Type	Group
29	AV	19	ARG	Sidechain
29	AV	21	ARG	Sidechain
29	AV	30	ARG	Sidechain
29	AV	40	ARG	Sidechain
29	AV	44	ARG	Sidechain
29	AV	5	ARG	Sidechain
29	AV	66	PHE	Peptide,Sidechain
29	AV	72	TYR	Sidechain
29	AV	98	ARG	Sidechain
30	AW	10	TYR	Peptide,Mainchain
30	AW	14	ARG	Peptide,Mainchain,Sidechain
30	AW	17	ARG	Sidechain
30	AW	22	ARG	Sidechain
30	AW	23	ARG	Peptide
30	AW	24	ARG	Sidechain
30	AW	43	ASN	Peptide
30	AW	5	ASP	Peptide
30	AW	58	ASN	Mainchain
30	AW	80	PHE	Sidechain
31	AX	155	TYR	Sidechain
31	AX	166	PHE	Sidechain
31	AX	17	TYR	Sidechain
31	AX	177	ARG	Sidechain
31	AX	191	GLN	Peptide
31	AX	39	ARG	Sidechain
31	AX	55	ARG	Sidechain
31	AX	63	ARG	Sidechain
31	AX	78	TYR	Peptide
31	AX	8	ARG	Sidechain
32	AY	31	ARG	Sidechain
32	AY	33	ARG	Sidechain
32	AY	40	TYR	Sidechain
32	AY	44	TYR	Peptide,Sidechain
32	AY	46	ALA	Mainchain
32	AY	47	LYS	Mainchain
32	AY	55	LEU	Peptide
32	AY	56	ARG	Sidechain
32	AY	59	LYS	Peptide,Mainchain
32	AY	60	GLN	Peptide
32	AY	64	LYS	Peptide
33	AZ	49	ARG	Sidechain
33	AZ	60	ARG	Sidechain

Continued on next page...

Continued from previous page...

Mol	Chain	Res	Type	Group
33	AZ	78	ARG	Sidechain
34	BA	1	C	Sidechain
34	BA	10	G	Sidechain
34	BA	100	A	Sidechain
34	BA	1001	G	Sidechain
34	BA	1004	U	Sidechain
34	BA	1005	C	Sidechain
34	BA	1006	G	Sidechain
34	BA	1007	G	Sidechain
34	BA	1009	G	Sidechain
34	BA	101	G	Sidechain
34	BA	1011	G	Sidechain
34	BA	1013	A	Sidechain
34	BA	1014	A	Sidechain
34	BA	1015	G	Sidechain
34	BA	1018	U	Sidechain
34	BA	1019	C	Sidechain
34	BA	102	G	Sidechain
34	BA	1020	A	Sidechain
34	BA	1021	U	Sidechain
34	BA	1022	C	Sidechain
34	BA	1023	G	Sidechain
34	BA	1024	A	Sidechain
34	BA	1027	C	Sidechain
34	BA	1028	A	Sidechain
34	BA	1029	C	Sidechain
34	BA	103	G	Sidechain
34	BA	1030	C	Sidechain
34	BA	1032	A	Sidechain
34	BA	1033	G	Sidechain
34	BA	1035	A	Sidechain
34	BA	1036	G	Sidechain
34	BA	1037	C	Sidechain
34	BA	1038	U	Sidechain
34	BA	1039	G	Sidechain
34	BA	1040	G	Sidechain
34	BA	1041	U	Sidechain
34	BA	1042	U	Sidechain
34	BA	1044	A	Sidechain
34	BA	1045	C	Sidechain
34	BA	1046	G	Sidechain
34	BA	1049	G	Sidechain

Continued on next page...

Continued from previous page...

Mol	Chain	Res	Type	Group
34	BA	105	U	Sidechain
34	BA	1050	A	Sidechain
34	BA	1051	A	Sidechain
34	BA	1052	G	Sidechain
34	BA	1053	U	Sidechain
34	BA	1054	U	Sidechain
34	BA	1055	U	Sidechain
34	BA	1056	C	Sidechain
34	BA	1057	C	Sidechain
34	BA	1058	C	Sidechain
34	BA	1059	U	Sidechain
34	BA	106	U	Sidechain
34	BA	1062	G	Sidechain
34	BA	1063	G	Sidechain
34	BA	1064	A	Sidechain
34	BA	1065	U	Sidechain
34	BA	1066	A	Sidechain
34	BA	1068	C	Sidechain
34	BA	1069	U	Sidechain
34	BA	107	C	Sidechain
34	BA	1070	G	Sidechain
34	BA	1071	G	Sidechain
34	BA	1072	U	Sidechain
34	BA	1073	G	Sidechain
34	BA	1075	U	Sidechain
34	BA	1077	G	Sidechain
34	BA	1078	U	Sidechain
34	BA	1079	C	Sidechain
34	BA	108	A	Sidechain
34	BA	1080	U	Sidechain
34	BA	1081	U	Sidechain
34	BA	1082	U	Sidechain
34	BA	1083	A	Sidechain
34	BA	1084	A	Sidechain
34	BA	1085	G	Sidechain
34	BA	1086	A	Sidechain
34	BA	1087	A	Sidechain
34	BA	1088	G	Sidechain
34	BA	1089	U	Sidechain
34	BA	109	A	Sidechain
34	BA	1091	U	Sidechain
34	BA	1092	U	Sidechain

Continued on next page...

Continued from previous page...

Mol	Chain	Res	Type	Group
34	BA	1093	G	Sidechain
34	BA	1094	U	Sidechain
34	BA	1095	G	Sidechain
34	BA	1096	C	Sidechain
34	BA	1097	G	Sidechain
34	BA	1098	G	Sidechain
34	BA	1099	U	Sidechain
34	BA	11	U	Sidechain
34	BA	110	C	Sidechain
34	BA	1105	A	Sidechain
34	BA	1106	A	Sidechain
34	BA	1107	A	Sidechain
34	BA	1108	U	Sidechain
34	BA	1109	G	Sidechain
34	BA	111	U	Sidechain
34	BA	1110	A	Sidechain
34	BA	1111	U	Sidechain
34	BA	1112	U	Sidechain
34	BA	1113	A	Sidechain
34	BA	1114	G	Sidechain
34	BA	1116	G	Sidechain
34	BA	1117	G	Sidechain
34	BA	1119	A	Sidechain
34	BA	112	C	Sidechain
34	BA	1120	U	Sidechain
34	BA	1122	G	Sidechain
34	BA	1127	U	Sidechain
34	BA	1128	C	Sidechain
34	BA	1129	U	Sidechain
34	BA	113	G	Sidechain
34	BA	1130	U	Sidechain
34	BA	1131	G	Sidechain
34	BA	1133	A	Sidechain
34	BA	1134	A	Sidechain
34	BA	1136	A	Sidechain
34	BA	1137	U	Sidechain
34	BA	1138	C	Sidechain
34	BA	1139	G	Sidechain
34	BA	114	U	Sidechain
34	BA	1140	A	Sidechain
34	BA	1142	C	Sidechain
34	BA	1143	U	Sidechain

Continued on next page...

Continued from previous page...

Mol	Chain	Res	Type	Group
34	BA	1144	A	Sidechain
34	BA	1145	U	Sidechain
34	BA	1146	U	Sidechain
34	BA	1148	U	Sidechain
34	BA	1149	C	Sidechain
34	BA	115	U	Sidechain
34	BA	1151	A	Sidechain
34	BA	1152	A	Sidechain
34	BA	1153	C	Sidechain
34	BA	1154	U	Sidechain
34	BA	1155	U	Sidechain
34	BA	1156	U	Sidechain
34	BA	1157	A	Sidechain
34	BA	1159	A	Sidechain
34	BA	1161	G	Sidechain
34	BA	1162	U	Sidechain
34	BA	1165	A	Sidechain
34	BA	1167	A	Sidechain
34	BA	1168	C	Sidechain
34	BA	1170	A	Sidechain
34	BA	1171	C	Sidechain
34	BA	1173	C	Sidechain
34	BA	1174	A	Sidechain
34	BA	1175	G	Sidechain
34	BA	1176	C	Sidechain
34	BA	1177	C	Sidechain
34	BA	1178	U	Sidechain
34	BA	1179	U	Sidechain
34	BA	118	C	Sidechain
34	BA	1180	A	Sidechain
34	BA	1182	U	Sidechain
34	BA	1183	U	Sidechain
34	BA	1184	A	Sidechain
34	BA	1186	U	Sidechain
34	BA	1187	U	Sidechain
34	BA	1188	U	Sidechain
34	BA	1189	A	Sidechain
34	BA	1190	A	Sidechain
34	BA	1192	A	Sidechain
34	BA	1193	A	Sidechain
34	BA	1194	G	Sidechain
34	BA	1195	G	Sidechain

Continued on next page...

Continued from previous page...

Mol	Chain	Res	Type	Group
34	BA	1196	C	Sidechain
34	BA	1197	U	Sidechain
34	BA	1198	U	Sidechain
34	BA	1199	U	Sidechain
34	BA	12	G	Sidechain
34	BA	120	A	Sidechain
34	BA	1203	G	Sidechain
34	BA	1204	U	Sidechain
34	BA	1205	A	Sidechain
34	BA	1206	C	Sidechain
34	BA	1208	U	Sidechain
34	BA	1209	A	Sidechain
34	BA	121	A	Sidechain
34	BA	1210	A	Sidechain
34	BA	1211	G	Sidechain
34	BA	1212	A	Sidechain
34	BA	1214	U	Sidechain
34	BA	1215	U	Sidechain
34	BA	1216	G	Sidechain
34	BA	1217	A	Sidechain
34	BA	1219	G	Sidechain
34	BA	122	U	Sidechain
34	BA	1220	C	Sidechain
34	BA	1222	C	Sidechain
34	BA	1224	A	Sidechain
34	BA	1225	A	Sidechain
34	BA	1226	G	Sidechain
34	BA	1227	U	Sidechain
34	BA	1229	G	Sidechain
34	BA	123	C	Sidechain
34	BA	1230	G	Sidechain
34	BA	1231	C	Sidechain
34	BA	1232	C	Sidechain
34	BA	1233	U	Sidechain
34	BA	1236	U	Sidechain
34	BA	1239	G	Sidechain
34	BA	124	G	Sidechain
34	BA	1240	G	Sidechain
34	BA	1241	U	Sidechain
34	BA	1242	A	Sidechain
34	BA	1243	A	Sidechain
34	BA	1244	G	Sidechain

Continued on next page...

Continued from previous page...

Mol	Chain	Res	Type	Group
34	BA	1245	C	Sidechain
34	BA	1246	G	Sidechain
34	BA	1247	G	Sidechain
34	BA	1248	A	Sidechain
34	BA	125	G	Sidechain
34	BA	1250	C	Sidechain
34	BA	1252	G	Sidechain
34	BA	1253	G	Sidechain
34	BA	1255	G	Sidechain
34	BA	1256	A	Sidechain
34	BA	1257	U	Sidechain
34	BA	1258	G	Sidechain
34	BA	1259	C	Sidechain
34	BA	126	G	Sidechain
34	BA	1260	G	Sidechain
34	BA	1261	G	Sidechain
34	BA	1263	A	Sidechain
34	BA	1264	U	Sidechain
34	BA	1265	G	Sidechain
34	BA	1267	A	Sidechain
34	BA	1271	C	Sidechain
34	BA	1272	U	Sidechain
34	BA	1273	U	Sidechain
34	BA	1274	A	Sidechain
34	BA	1276	G	Sidechain
34	BA	1279	U	Sidechain
34	BA	128	C	Sidechain
34	BA	1280	A	Sidechain
34	BA	1281	U	Sidechain
34	BA	1282	G	Sidechain
34	BA	1283	U	Sidechain
34	BA	1284	G	Sidechain
34	BA	1285	G	Sidechain
34	BA	1287	G	Sidechain
34	BA	1288	U	Sidechain
34	BA	1289	C	Sidechain
34	BA	129	U	Sidechain
34	BA	1290	A	Sidechain
34	BA	1291	A	Sidechain
34	BA	1293	A	Sidechain
34	BA	1294	C	Sidechain
34	BA	1295	U	Sidechain

Continued on next page...

Continued from previous page...

Mol	Chain	Res	Type	Group
34	BA	1296	U	Sidechain
34	BA	1297	G	Sidechain
34	BA	1298	U	Sidechain
34	BA	1299	G	Sidechain
34	BA	13	U	Sidechain
34	BA	130	U	Sidechain
34	BA	1300	G	Sidechain
34	BA	1302	C	Sidechain
34	BA	1303	U	Sidechain
34	BA	1305	A	Sidechain
34	BA	1306	U	Sidechain
34	BA	1307	U	Sidechain
34	BA	1310	C	Sidechain
34	BA	1311	G	Sidechain
34	BA	1312	A	Sidechain
34	BA	1314	A	Sidechain
34	BA	1315	C	Sidechain
34	BA	1316	G	Sidechain
34	BA	1317	U	Sidechain
34	BA	1318	G	Sidechain
34	BA	1319	A	Sidechain
34	BA	132	U	Sidechain
34	BA	1320	A	Sidechain
34	BA	1321	A	Sidechain
34	BA	1323	G	Sidechain
34	BA	1324	G	Sidechain
34	BA	1325	G	Sidechain
34	BA	1326	U	Sidechain
34	BA	1329	U	Sidechain
34	BA	133	A	Sidechain
34	BA	1330	G	Sidechain
34	BA	1331	G	Sidechain
34	BA	1332	U	Sidechain
34	BA	1333	G	Sidechain
34	BA	1334	G	Sidechain
34	BA	1335	A	Sidechain
34	BA	1336	U	Sidechain
34	BA	1339	G	Sidechain
34	BA	134	U	Sidechain
34	BA	1340	G	Sidechain
34	BA	1342	C	Sidechain
34	BA	1343	A	Sidechain

Continued on next page...

Continued from previous page...

Mol	Chain	Res	Type	Group
34	BA	1345	U	Sidechain
34	BA	1346	U	Sidechain
34	BA	1347	G	Sidechain
34	BA	1348	G	Sidechain
34	BA	1349	A	Sidechain
34	BA	135	G	Sidechain
34	BA	1352	G	Sidechain
34	BA	1353	U	Sidechain
34	BA	1354	G	Sidechain
34	BA	1355	G	Sidechain
34	BA	1357	C	Sidechain
34	BA	1359	U	Sidechain
34	BA	1362	A	Sidechain
34	BA	1363	A	Sidechain
34	BA	1366	C	Sidechain
34	BA	1370	A	Sidechain
34	BA	1371	U	Sidechain
34	BA	1372	C	Sidechain
34	BA	1373	C	Sidechain
34	BA	1374	G	Sidechain
34	BA	1377	A	Sidechain
34	BA	1378	A	Sidechain
34	BA	1379	G	Sidechain
34	BA	138	C	Sidechain
34	BA	1380	G	Sidechain
34	BA	1382	G	Sidechain
34	BA	1383	U	Sidechain
34	BA	1384	G	Sidechain
34	BA	1385	U	Sidechain
34	BA	1386	G	Sidechain
34	BA	1387	U	Sidechain
34	BA	139	U	Sidechain
34	BA	1390	C	Sidechain
34	BA	1392	A	Sidechain
34	BA	1395	C	Sidechain
34	BA	1396	A	Sidechain
34	BA	1397	C	Sidechain
34	BA	1399	A	Sidechain
34	BA	14	G	Sidechain
34	BA	140	C	Sidechain
34	BA	1402	C	Sidechain
34	BA	1403	G	Sidechain

Continued on next page...

Continued from previous page...

Mol	Chain	Res	Type	Group
34	BA	1406	U	Sidechain
34	BA	1407	C	Sidechain
34	BA	1409	A	Sidechain
34	BA	141	G	Sidechain
34	BA	1410	C	Sidechain
34	BA	1411	C	Sidechain
34	BA	1412	G	Sidechain
34	BA	1413	G	Sidechain
34	BA	1414	C	Sidechain
34	BA	1415	C	Sidechain
34	BA	1416	C	Sidechain
34	BA	1417	C	Sidechain
34	BA	1418	G	Sidechain
34	BA	1419	A	Sidechain
34	BA	142	A	Sidechain
34	BA	1420	A	Sidechain
34	BA	1421	A	Sidechain
34	BA	1422	A	Sidechain
34	BA	1423	U	Sidechain
34	BA	1424	G	Sidechain
34	BA	1425	G	Sidechain
34	BA	1426	A	Sidechain
34	BA	1427	U	Sidechain
34	BA	143	A	Sidechain
34	BA	1430	C	Sidechain
34	BA	1431	G	Sidechain
34	BA	1432	C	Sidechain
34	BA	1433	U	Sidechain
34	BA	1434	U	Sidechain
34	BA	1435	A	Sidechain
34	BA	1437	G	Sidechain
34	BA	1439	C	Sidechain
34	BA	144	C	Sidechain
34	BA	1440	C	Sidechain
34	BA	1441	C	Sidechain
34	BA	1442	A	Sidechain
34	BA	1443	U	Sidechain
34	BA	1444	G	Sidechain
34	BA	1446	G	Sidechain
34	BA	1448	G	Sidechain
34	BA	145	U	Sidechain
34	BA	1450	G	Sidechain

Continued on next page...

Continued from previous page...

Mol	Chain	Res	Type	Group
34	BA	1451	A	Sidechain
34	BA	1453	U	Sidechain
34	BA	1454	G	Sidechain
34	BA	1455	C	Sidechain
34	BA	1456	C	Sidechain
34	BA	1458	A	Sidechain
34	BA	1459	U	Sidechain
34	BA	146	G	Sidechain
34	BA	1460	U	Sidechain
34	BA	1461	A	Sidechain
34	BA	1462	U	Sidechain
34	BA	1463	U	Sidechain
34	BA	1464	C	Sidechain
34	BA	1466	U	Sidechain
34	BA	1467	U	Sidechain
34	BA	1468	U	Sidechain
34	BA	1469	G	Sidechain
34	BA	147	U	Sidechain
34	BA	1470	G	Sidechain
34	BA	1472	G	Sidechain
34	BA	1474	G	Sidechain
34	BA	1476	G	Sidechain
34	BA	1477	C	Sidechain
34	BA	1478	G	Sidechain
34	BA	148	G	Sidechain
34	BA	1482	A	Sidechain
34	BA	1483	U	Sidechain
34	BA	1485	U	Sidechain
34	BA	1486	U	Sidechain
34	BA	1487	U	Sidechain
34	BA	1488	C	Sidechain
34	BA	149	G	Sidechain
34	BA	1490	U	Sidechain
34	BA	1491	U	Sidechain
34	BA	1492	G	Sidechain
34	BA	1493	U	Sidechain
34	BA	1494	G	Sidechain
34	BA	1496	G	Sidechain
34	BA	1497	A	Sidechain
34	BA	1498	A	Sidechain
34	BA	15	G	Sidechain
34	BA	150	C	Sidechain

Continued on next page...

Continued from previous page...

Mol	Chain	Res	Type	Group
34	BA	1500	G	Sidechain
34	BA	1501	U	Sidechain
34	BA	1502	G	Sidechain
34	BA	1503	U	Sidechain
34	BA	1504	A	Sidechain
34	BA	1505	G	Sidechain
34	BA	1506	C	Sidechain
34	BA	1507	C	Sidechain
34	BA	1508	C	Sidechain
34	BA	1509	U	Sidechain
34	BA	151	A	Sidechain
34	BA	1511	C	Sidechain
34	BA	1512	C	Sidechain
34	BA	1513	G	Sidechain
34	BA	1514	A	Sidechain
34	BA	1515	U	Sidechain
34	BA	1516	G	Sidechain
34	BA	1517	U	Sidechain
34	BA	1518	A	Sidechain
34	BA	1519	G	Sidechain
34	BA	152	C	Sidechain
34	BA	1522	G	Sidechain
34	BA	1523	U	Sidechain
34	BA	1524	G	Sidechain
34	BA	1525	G	Sidechain
34	BA	1526	C	Sidechain
34	BA	1527	G	Sidechain
34	BA	1530	G	Sidechain
34	BA	1534	U	Sidechain
34	BA	1536	A	Sidechain
34	BA	1537	G	Sidechain
34	BA	1538	G	Sidechain
34	BA	154	A	Sidechain
34	BA	1540	C	Sidechain
34	BA	1541	G	Sidechain
34	BA	1542	A	Sidechain
34	BA	1544	G	Sidechain
34	BA	1546	C	Sidechain
34	BA	1549	U	Sidechain
34	BA	155	U	Sidechain
34	BA	1550	G	Sidechain
34	BA	1551	G	Sidechain

Continued on next page...

Continued from previous page...

Mol	Chain	Res	Type	Group
34	BA	1552	C	Sidechain
34	BA	1553	G	Sidechain
34	BA	1554	C	Sidechain
34	BA	1555	G	Sidechain
34	BA	1556	A	Sidechain
34	BA	1557	G	Sidechain
34	BA	156	U	Sidechain
34	BA	1561	C	Sidechain
34	BA	1562	G	Sidechain
34	BA	1563	G	Sidechain
34	BA	1564	A	Sidechain
34	BA	1565	U	Sidechain
34	BA	1566	G	Sidechain
34	BA	1567	G	Sidechain
34	BA	1569	C	Sidechain
34	BA	157	U	Sidechain
34	BA	1570	C	Sidechain
34	BA	1571	C	Sidechain
34	BA	1572	G	Sidechain
34	BA	1573	C	Sidechain
34	BA	1577	U	Sidechain
34	BA	1579	G	Sidechain
34	BA	1580	U	Sidechain
34	BA	1582	C	Sidechain
34	BA	1585	A	Sidechain
34	BA	1586	U	Sidechain
34	BA	1587	C	Sidechain
34	BA	1588	U	Sidechain
34	BA	1589	U	Sidechain
34	BA	159	U	Sidechain
34	BA	1590	G	Sidechain
34	BA	1591	G	Sidechain
34	BA	1592	U	Sidechain
34	BA	1595	G	Sidechain
34	BA	1596	C	Sidechain
34	BA	1597	G	Sidechain
34	BA	1598	U	Sidechain
34	BA	1599	A	Sidechain
34	BA	16	C	Sidechain
34	BA	160	G	Sidechain
34	BA	1600	G	Sidechain
34	BA	1601	C	Sidechain

Continued on next page...

Continued from previous page...

Mol	Chain	Res	Type	Group
34	BA	1603	A	Sidechain
34	BA	1604	A	Sidechain
34	BA	1605	G	Sidechain
34	BA	1606	A	Sidechain
34	BA	1607	U	Sidechain
34	BA	1609	U	Sidechain
34	BA	161	U	Sidechain
34	BA	1611	A	Sidechain
34	BA	1612	C	Sidechain
34	BA	1613	G	Sidechain
34	BA	1614	G	Sidechain
34	BA	1615	A	Sidechain
34	BA	1616	A	Sidechain
34	BA	1617	U	Sidechain
34	BA	1618	A	Sidechain
34	BA	1619	U	Sidechain
34	BA	162	G	Sidechain
34	BA	1621	U	Sidechain
34	BA	1623	U	Sidechain
34	BA	1624	U	Sidechain
34	BA	1626	U	Sidechain
34	BA	1627	U	Sidechain
34	BA	1628	A	Sidechain
34	BA	163	G	Sidechain
34	BA	1630	A	Sidechain
34	BA	1631	U	Sidechain
34	BA	1632	G	Sidechain
34	BA	1633	C	Sidechain
34	BA	1634	A	Sidechain
34	BA	1636	C	Sidechain
34	BA	1637	G	Sidechain
34	BA	1638	U	Sidechain
34	BA	1639	U	Sidechain
34	BA	1640	G	Sidechain
34	BA	1641	G	Sidechain
34	BA	1642	A	Sidechain
34	BA	1643	U	Sidechain
34	BA	1646	U	Sidechain
34	BA	1647	G	Sidechain
34	BA	1648	G	Sidechain
34	BA	1649	A	Sidechain
34	BA	1650	G	Sidechain

Continued on next page...

Continued from previous page...

Mol	Chain	Res	Type	Group
34	BA	1652	G	Sidechain
34	BA	1653	G	Sidechain
34	BA	1654	G	Sidechain
34	BA	1655	G	Sidechain
34	BA	1659	G	Sidechain
34	BA	166	G	Sidechain
34	BA	1660	A	Sidechain
34	BA	1661	U	Sidechain
34	BA	1662	U	Sidechain
34	BA	1663	U	Sidechain
34	BA	1664	C	Sidechain
34	BA	1666	U	Sidechain
34	BA	1668	C	Sidechain
34	BA	1669	C	Sidechain
34	BA	167	U	Sidechain
34	BA	1671	A	Sidechain
34	BA	1672	C	Sidechain
34	BA	1673	G	Sidechain
34	BA	1674	G	Sidechain
34	BA	1675	C	Sidechain
34	BA	1676	A	Sidechain
34	BA	1677	C	Sidechain
34	BA	1678	U	Sidechain
34	BA	1679	C	Sidechain
34	BA	168	U	Sidechain
34	BA	1680	G	Sidechain
34	BA	1681	U	Sidechain
34	BA	1683	C	Sidechain
34	BA	1684	A	Sidechain
34	BA	1685	C	Sidechain
34	BA	1686	G	Sidechain
34	BA	1687	A	Sidechain
34	BA	1688	G	Sidechain
34	BA	1689	U	Sidechain
34	BA	1690	U	Sidechain
34	BA	1691	G	Sidechain
34	BA	1692	U	Sidechain
34	BA	1693	U	Sidechain
34	BA	1694	C	Sidechain
34	BA	1695	G	Sidechain
34	BA	1696	G	Sidechain
34	BA	1697	U	Sidechain

Continued on next page...

Continued from previous page...

Mol	Chain	Res	Type	Group
34	BA	1699	A	Sidechain
34	BA	17	A	Sidechain
34	BA	170	U	Sidechain
34	BA	1700	C	Sidechain
34	BA	1701	U	Sidechain
34	BA	1702	G	Sidechain
34	BA	1703	A	Sidechain
34	BA	1704	G	Sidechain
34	BA	1705	C	Sidechain
34	BA	1707	C	Sidechain
34	BA	1708	A	Sidechain
34	BA	1709	A	Sidechain
34	BA	171	U	Sidechain
34	BA	1710	C	Sidechain
34	BA	1711	G	Sidechain
34	BA	1712	U	Sidechain
34	BA	1713	U	Sidechain
34	BA	1716	A	Sidechain
34	BA	1718	C	Sidechain
34	BA	1719	G	Sidechain
34	BA	1720	U	Sidechain
34	BA	1721	U	Sidechain
34	BA	1722	U	Sidechain
34	BA	1723	U	Sidechain
34	BA	1724	G	Sidechain
34	BA	1726	U	Sidechain
34	BA	1727	A	Sidechain
34	BA	1728	G	Sidechain
34	BA	1729	G	Sidechain
34	BA	173	U	Sidechain
34	BA	1730	A	Sidechain
34	BA	1731	A	Sidechain
34	BA	1732	A	Sidechain
34	BA	1733	G	Sidechain
34	BA	1734	U	Sidechain
34	BA	1735	G	Sidechain
34	BA	1738	G	Sidechain
34	BA	1739	G	Sidechain
34	BA	174	A	Sidechain
34	BA	1740	U	Sidechain
34	BA	1741	G	Sidechain
34	BA	1742	G	Sidechain

Continued on next page...

Continued from previous page...

Mol	Chain	Res	Type	Group
34	BA	1743	U	Sidechain
34	BA	1744	C	Sidechain
34	BA	1745	G	Sidechain
34	BA	1746	G	Sidechain
34	BA	1747	C	Sidechain
34	BA	1748	G	Sidechain
34	BA	175	G	Sidechain
34	BA	1754	C	Sidechain
34	BA	1756	C	Sidechain
34	BA	1759	U	Sidechain
34	BA	1765	G	Sidechain
34	BA	177	G	Sidechain
34	BA	1771	U	Sidechain
34	BA	1772	G	Sidechain
34	BA	1775	U	Sidechain
34	BA	1779	U	Sidechain
34	BA	178	C	Sidechain
34	BA	1780	U	Sidechain
34	BA	1781	A	Sidechain
34	BA	1783	C	Sidechain
34	BA	1784	G	Sidechain
34	BA	1785	G	Sidechain
34	BA	1786	C	Sidechain
34	BA	1787	U	Sidechain
34	BA	1788	U	Sidechain
34	BA	179	U	Sidechain
34	BA	1790	U	Sidechain
34	BA	1792	U	Sidechain
34	BA	1793	G	Sidechain
34	BA	1795	A	Sidechain
34	BA	1796	A	Sidechain
34	BA	1797	A	Sidechain
34	BA	1798	G	Sidechain
34	BA	1799	G	Sidechain
34	BA	18	G	Sidechain
34	BA	180	G	Sidechain
34	BA	1800	G	Sidechain
34	BA	1801	G	Sidechain
34	BA	1802	C	Sidechain
34	BA	1803	A	Sidechain
34	BA	1806	A	Sidechain
34	BA	1807	G	Sidechain

Continued on next page...

Continued from previous page...

Mol	Chain	Res	Type	Group
34	BA	1808	A	Sidechain
34	BA	1809	G	Sidechain
34	BA	181	G	Sidechain
34	BA	1814	U	Sidechain
34	BA	1815	G	Sidechain
34	BA	1816	G	Sidechain
34	BA	1817	G	Sidechain
34	BA	1818	A	Sidechain
34	BA	1819	U	Sidechain
34	BA	182	U	Sidechain
34	BA	1820	G	Sidechain
34	BA	1821	A	Sidechain
34	BA	1822	U	Sidechain
34	BA	1823	A	Sidechain
34	BA	1824	U	Sidechain
34	BA	1825	U	Sidechain
34	BA	1826	C	Sidechain
34	BA	1827	C	Sidechain
34	BA	1828	A	Sidechain
34	BA	1829	A	Sidechain
34	BA	183	G	Sidechain
34	BA	1831	A	Sidechain
34	BA	1833	G	Sidechain
34	BA	1834	A	Sidechain
34	BA	1836	A	Sidechain
34	BA	1837	U	Sidechain
34	BA	1838	U	Sidechain
34	BA	1839	G	Sidechain
34	BA	1841	A	Sidechain
34	BA	1842	U	Sidechain
34	BA	1844	U	Sidechain
34	BA	1845	G	Sidechain
34	BA	1846	G	Sidechain
34	BA	1847	G	Sidechain
34	BA	185	A	Sidechain
34	BA	186	G	Sidechain
34	BA	188	C	Sidechain
34	BA	189	G	Sidechain
34	BA	19	G	Sidechain
34	BA	190	U	Sidechain
34	BA	192	G	Sidechain
34	BA	193	C	Sidechain

Continued on next page...

Continued from previous page...

Mol	Chain	Res	Type	Group
34	BA	194	G	Sidechain
34	BA	195	G	Sidechain
34	BA	197	A	Sidechain
34	BA	198	U	Sidechain
34	BA	199	U	Sidechain
34	BA	2	A	Sidechain
34	BA	20	A	Sidechain
34	BA	201	A	Sidechain
34	BA	202	A	Sidechain
34	BA	203	U	Sidechain
34	BA	204	U	Sidechain
34	BA	205	G	Sidechain
34	BA	206	C	Sidechain
34	BA	207	A	Sidechain
34	BA	208	A	Sidechain
34	BA	209	A	Sidechain
34	BA	21	C	Sidechain
34	BA	210	G	Sidechain
34	BA	211	C	Sidechain
34	BA	212	A	Sidechain
34	BA	213	A	Sidechain
34	BA	214	A	Sidechain
34	BA	215	C	Sidechain
34	BA	216	C	Sidechain
34	BA	217	C	Sidechain
34	BA	218	G	Sidechain
34	BA	22	C	Sidechain
34	BA	220	U	Sidechain
34	BA	221	G	Sidechain
34	BA	222	C	Sidechain
34	BA	224	G	Sidechain
34	BA	225	A	Sidechain
34	BA	226	A	Sidechain
34	BA	227	C	Sidechain
34	BA	228	A	Sidechain
34	BA	229	C	Sidechain
34	BA	23	A	Sidechain
34	BA	230	A	Sidechain
34	BA	231	U	Sidechain
34	BA	232	U	Sidechain
34	BA	233	U	Sidechain
34	BA	235	C	Sidechain

Continued on next page...

Continued from previous page...

Mol	Chain	Res	Type	Group
34	BA	236	A	Sidechain
34	BA	237	A	Sidechain
34	BA	238	C	Sidechain
34	BA	24	C	Sidechain
34	BA	240	C	Sidechain
34	BA	241	U	Sidechain
34	BA	242	U	Sidechain
34	BA	243	C	Sidechain
34	BA	244	A	Sidechain
34	BA	245	U	Sidechain
34	BA	246	G	Sidechain
34	BA	247	U	Sidechain
34	BA	248	G	Sidechain
34	BA	249	A	Sidechain
34	BA	25	C	Sidechain
34	BA	250	G	Sidechain
34	BA	251	U	Sidechain
34	BA	252	A	Sidechain
34	BA	253	U	Sidechain
34	BA	254	U	Sidechain
34	BA	255	G	Sidechain
34	BA	256	A	Sidechain
34	BA	257	G	Sidechain
34	BA	259	C	Sidechain
34	BA	26	C	Sidechain
34	BA	260	A	Sidechain
34	BA	261	A	Sidechain
34	BA	262	A	Sidechain
34	BA	263	G	Sidechain
34	BA	264	A	Sidechain
34	BA	265	A	Sidechain
34	BA	266	G	Sidechain
34	BA	267	G	Sidechain
34	BA	268	U	Sidechain
34	BA	269	G	Sidechain
34	BA	270	U	Sidechain
34	BA	271	C	Sidechain
34	BA	273	G	Sidechain
34	BA	275	C	Sidechain
34	BA	277	A	Sidechain
34	BA	278	U	Sidechain
34	BA	279	U	Sidechain

Continued on next page...

Continued from previous page...

Mol	Chain	Res	Type	Group
34	BA	280	A	Sidechain
34	BA	281	C	Sidechain
34	BA	282	A	Sidechain
34	BA	283	U	Sidechain
34	BA	284	U	Sidechain
34	BA	285	C	Sidechain
34	BA	286	C	Sidechain
34	BA	288	U	Sidechain
34	BA	289	A	Sidechain
34	BA	29	U	Sidechain
34	BA	290	G	Sidechain
34	BA	291	C	Sidechain
34	BA	293	A	Sidechain
34	BA	294	C	Sidechain
34	BA	295	G	Sidechain
34	BA	296	G	Sidechain
34	BA	297	A	Sidechain
34	BA	298	G	Sidechain
34	BA	299	C	Sidechain
34	BA	3	G	Sidechain
34	BA	30	A	Sidechain
34	BA	300	C	Sidechain
34	BA	301	U	Sidechain
34	BA	302	A	Sidechain
34	BA	303	C	Sidechain
34	BA	304	G	Sidechain
34	BA	309	U	Sidechain
34	BA	31	A	Sidechain
34	BA	312	U	Sidechain
34	BA	313	C	Sidechain
34	BA	314	A	Sidechain
34	BA	315	U	Sidechain
34	BA	316	G	Sidechain
34	BA	318	U	Sidechain
34	BA	319	C	Sidechain
34	BA	32	A	Sidechain
34	BA	320	G	Sidechain
34	BA	321	G	Sidechain
34	BA	322	U	Sidechain
34	BA	323	C	Sidechain
34	BA	324	C	Sidechain
34	BA	325	A	Sidechain

Continued on next page...

Continued from previous page...

Mol	Chain	Res	Type	Group
34	BA	326	A	Sidechain
34	BA	327	G	Sidechain
34	BA	328	A	Sidechain
34	BA	329	G	Sidechain
34	BA	331	G	Sidechain
34	BA	332	U	Sidechain
34	BA	334	G	Sidechain
34	BA	335	C	Sidechain
34	BA	336	A	Sidechain
34	BA	338	U	Sidechain
34	BA	339	G	Sidechain
34	BA	34	U	Sidechain
34	BA	340	U	Sidechain
34	BA	341	U	Sidechain
34	BA	342	U	Sidechain
34	BA	343	G	Sidechain
34	BA	344	G	Sidechain
34	BA	345	G	Sidechain
34	BA	348	U	Sidechain
34	BA	349	G	Sidechain
34	BA	35	U	Sidechain
34	BA	352	G	Sidechain
34	BA	353	U	Sidechain
34	BA	355	U	Sidechain
34	BA	358	A	Sidechain
34	BA	359	G	Sidechain
34	BA	36	A	Sidechain
34	BA	360	C	Sidechain
34	BA	361	C	Sidechain
34	BA	362	G	Sidechain
34	BA	363	G	Sidechain
34	BA	364	C	Sidechain
34	BA	365	A	Sidechain
34	BA	366	G	Sidechain
34	BA	367	G	Sidechain
34	BA	368	U	Sidechain
34	BA	369	A	Sidechain
34	BA	370	U	Sidechain
34	BA	371	U	Sidechain
34	BA	372	U	Sidechain
34	BA	376	U	Sidechain
34	BA	377	G	Sidechain

Continued on next page...

Continued from previous page...

Mol	Chain	Res	Type	Group
34	BA	378	C	Sidechain
34	BA	379	C	Sidechain
34	BA	38	G	Sidechain
34	BA	382	G	Sidechain
34	BA	383	G	Sidechain
34	BA	384	U	Sidechain
34	BA	385	U	Sidechain
34	BA	386	A	Sidechain
34	BA	387	A	Sidechain
34	BA	388	A	Sidechain
34	BA	39	C	Sidechain
34	BA	390	A	Sidechain
34	BA	391	U	Sidechain
34	BA	393	G	Sidechain
34	BA	395	G	Sidechain
34	BA	396	U	Sidechain
34	BA	397	A	Sidechain
34	BA	398	G	Sidechain
34	BA	399	G	Sidechain
34	BA	400	A	Sidechain
34	BA	401	A	Sidechain
34	BA	402	G	Sidechain
34	BA	403	A	Sidechain
34	BA	405	C	Sidechain
34	BA	406	G	Sidechain
34	BA	407	A	Sidechain
34	BA	408	U	Sidechain
34	BA	409	A	Sidechain
34	BA	41	U	Sidechain
34	BA	410	G	Sidechain
34	BA	411	C	Sidechain
34	BA	413	A	Sidechain
34	BA	415	C	Sidechain
34	BA	416	A	Sidechain
34	BA	417	A	Sidechain
34	BA	418	G	Sidechain
34	BA	419	U	Sidechain
34	BA	42	A	Sidechain
34	BA	420	A	Sidechain
34	BA	422	C	Sidechain
34	BA	423	G	Sidechain
34	BA	424	U	Sidechain

Continued on next page...

Continued from previous page...

Mol	Chain	Res	Type	Group
34	BA	425	G	Sidechain
34	BA	426	A	Sidechain
34	BA	427	G	Sidechain
34	BA	429	G	Sidechain
34	BA	43	U	Sidechain
34	BA	431	A	Sidechain
34	BA	433	G	Sidechain
34	BA	434	U	Sidechain
34	BA	435	U	Sidechain
34	BA	436	U	Sidechain
34	BA	437	G	Sidechain
34	BA	438	A	Sidechain
34	BA	441	A	Sidechain
34	BA	442	G	Sidechain
34	BA	443	U	Sidechain
34	BA	445	C	Sidechain
34	BA	446	U	Sidechain
34	BA	448	U	Sidechain
34	BA	449	G	Sidechain
34	BA	453	A	Sidechain
34	BA	454	G	Sidechain
34	BA	455	A	Sidechain
34	BA	457	A	Sidechain
34	BA	458	G	Sidechain
34	BA	46	C	Sidechain
34	BA	460	G	Sidechain
34	BA	462	C	Sidechain
34	BA	463	A	Sidechain
34	BA	464	U	Sidechain
34	BA	466	G	Sidechain
34	BA	467	A	Sidechain
34	BA	469	C	Sidechain
34	BA	471	U	Sidechain
34	BA	472	G	Sidechain
34	BA	473	A	Sidechain
34	BA	474	A	Sidechain
34	BA	475	A	Sidechain
34	BA	476	U	Sidechain
34	BA	477	C	Sidechain
34	BA	478	G	Sidechain
34	BA	479	U	Sidechain
34	BA	48	C	Sidechain

Continued on next page...

Continued from previous page...

Mol	Chain	Res	Type	Group
34	BA	480	G	Sidechain
34	BA	481	A	Sidechain
34	BA	484	A	Sidechain
34	BA	485	C	Sidechain
34	BA	486	G	Sidechain
34	BA	488	C	Sidechain
34	BA	49	A	Sidechain
34	BA	490	A	Sidechain
34	BA	491	U	Sidechain
34	BA	492	G	Sidechain
34	BA	495	A	Sidechain
34	BA	496	G	Sidechain
34	BA	498	A	Sidechain
34	BA	499	C	Sidechain
34	BA	500	C	Sidechain
34	BA	501	U	Sidechain
34	BA	502	U	Sidechain
34	BA	503	C	Sidechain
34	BA	504	A	Sidechain
34	BA	505	U	Sidechain
34	BA	506	U	Sidechain
34	BA	507	U	Sidechain
34	BA	51	C	Sidechain
34	BA	510	U	Sidechain
34	BA	511	U	Sidechain
34	BA	512	U	Sidechain
34	BA	513	U	Sidechain
34	BA	514	U	Sidechain
34	BA	515	U	Sidechain
34	BA	516	U	Sidechain
34	BA	517	A	Sidechain
34	BA	518	C	Sidechain
34	BA	519	G	Sidechain
34	BA	52	G	Sidechain
34	BA	520	G	Sidechain
34	BA	521	C	Sidechain
34	BA	522	C	Sidechain
34	BA	523	A	Sidechain
34	BA	525	A	Sidechain
34	BA	526	C	Sidechain
34	BA	527	C	Sidechain
34	BA	528	C	Sidechain

Continued on next page...

Continued from previous page...

Mol	Chain	Res	Type	Group
34	BA	529	A	Sidechain
34	BA	53	G	Sidechain
34	BA	530	A	Sidechain
34	BA	531	C	Sidechain
34	BA	532	C	Sidechain
34	BA	533	U	Sidechain
34	BA	534	C	Sidechain
34	BA	535	G	Sidechain
34	BA	537	C	Sidechain
34	BA	538	G	Sidechain
34	BA	539	C	Sidechain
34	BA	540	G	Sidechain
34	BA	541	C	Sidechain
34	BA	542	A	Sidechain
34	BA	543	A	Sidechain
34	BA	544	U	Sidechain
34	BA	546	U	Sidechain
34	BA	548	G	Sidechain
34	BA	549	G	Sidechain
34	BA	55	G	Sidechain
34	BA	550	U	Sidechain
34	BA	555	C	Sidechain
34	BA	556	A	Sidechain
34	BA	557	U	Sidechain
34	BA	559	C	Sidechain
34	BA	56	G	Sidechain
34	BA	560	U	Sidechain
34	BA	563	A	Sidechain
34	BA	564	C	Sidechain
34	BA	565	U	Sidechain
34	BA	566	G	Sidechain
34	BA	567	U	Sidechain
34	BA	568	G	Sidechain
34	BA	569	C	Sidechain
34	BA	57	A	Sidechain
34	BA	570	G	Sidechain
34	BA	571	G	Sidechain
34	BA	572	G	Sidechain
34	BA	573	U	Sidechain
34	BA	574	U	Sidechain
34	BA	575	U	Sidechain
34	BA	578	C	Sidechain

Continued on next page...

Continued from previous page...

Mol	Chain	Res	Type	Group
34	BA	579	U	Sidechain
34	BA	58	A	Sidechain
34	BA	581	U	Sidechain
34	BA	582	U	Sidechain
34	BA	583	G	Sidechain
34	BA	584	A	Sidechain
34	BA	585	G	Sidechain
34	BA	586	G	Sidechain
34	BA	588	C	Sidechain
34	BA	589	A	Sidechain
34	BA	59	A	Sidechain
34	BA	590	U	Sidechain
34	BA	591	G	Sidechain
34	BA	592	G	Sidechain
34	BA	593	G	Sidechain
34	BA	594	G	Sidechain
34	BA	595	U	Sidechain
34	BA	596	G	Sidechain
34	BA	597	C	Sidechain
34	BA	598	G	Sidechain
34	BA	599	U	Sidechain
34	BA	6	C	Sidechain
34	BA	60	A	Sidechain
34	BA	600	G	Sidechain
34	BA	601	A	Sidechain
34	BA	602	G	Sidechain
34	BA	605	G	Sidechain
34	BA	606	G	Sidechain
34	BA	607	C	Sidechain
34	BA	608	G	Sidechain
34	BA	61	G	Sidechain
34	BA	610	A	Sidechain
34	BA	611	A	Sidechain
34	BA	613	A	Sidechain
34	BA	615	A	Sidechain
34	BA	616	G	Sidechain
34	BA	621	G	Sidechain
34	BA	622	G	Sidechain
34	BA	623	U	Sidechain
34	BA	624	G	Sidechain
34	BA	625	U	Sidechain
34	BA	626	G	Sidechain

Continued on next page...

Continued from previous page...

Mol	Chain	Res	Type	Group
34	BA	627	U	Sidechain
34	BA	628	U	Sidechain
34	BA	629	G	Sidechain
34	BA	63	A	Sidechain
34	BA	630	U	Sidechain
34	BA	631	G	Sidechain
34	BA	633	G	Sidechain
34	BA	641	U	Sidechain
34	BA	649	A	Sidechain
34	BA	651	U	Sidechain
34	BA	652	C	Sidechain
34	BA	653	U	Sidechain
34	BA	654	C	Sidechain
34	BA	656	U	Sidechain
34	BA	657	C	Sidechain
34	BA	659	U	Sidechain
34	BA	660	C	Sidechain
34	BA	661	C	Sidechain
34	BA	662	U	Sidechain
34	BA	663	U	Sidechain
34	BA	664	C	Sidechain
34	BA	665	C	Sidechain
34	BA	666	C	Sidechain
34	BA	667	U	Sidechain
34	BA	668	G	Sidechain
34	BA	669	U	Sidechain
34	BA	67	A	Sidechain
34	BA	670	U	Sidechain
34	BA	671	C	Sidechain
34	BA	672	G	Sidechain
34	BA	673	U	Sidechain
34	BA	674	G	Sidechain
34	BA	675	C	Sidechain
34	BA	676	G	Sidechain
34	BA	677	U	Sidechain
34	BA	678	C	Sidechain
34	BA	679	U	Sidechain
34	BA	68	A	Sidechain
34	BA	680	C	Sidechain
34	BA	681	G	Sidechain
34	BA	682	A	Sidechain
34	BA	683	C	Sidechain

Continued on next page...

Continued from previous page...

Mol	Chain	Res	Type	Group
34	BA	684	G	Sidechain
34	BA	685	C	Sidechain
34	BA	686	U	Sidechain
34	BA	687	G	Sidechain
34	BA	688	G	Sidechain
34	BA	689	C	Sidechain
34	BA	69	C	Sidechain
34	BA	690	G	Sidechain
34	BA	691	A	Sidechain
34	BA	692	U	Sidechain
34	BA	693	G	Sidechain
34	BA	695	A	Sidechain
34	BA	696	A	Sidechain
34	BA	697	A	Sidechain
34	BA	699	G	Sidechain
34	BA	7	U	Sidechain
34	BA	70	C	Sidechain
34	BA	700	G	Sidechain
34	BA	701	G	Sidechain
34	BA	703	U	Sidechain
34	BA	704	G	Sidechain
34	BA	705	C	Sidechain
34	BA	706	C	Sidechain
34	BA	707	C	Sidechain
34	BA	708	C	Sidechain
34	BA	709	C	Sidechain
34	BA	71	G	Sidechain
34	BA	710	A	Sidechain
34	BA	711	C	Sidechain
34	BA	712	C	Sidechain
34	BA	713	C	Sidechain
34	BA	714	G	Sidechain
34	BA	715	U	Sidechain
34	BA	716	C	Sidechain
34	BA	717	U	Sidechain
34	BA	718	U	Sidechain
34	BA	719	G	Sidechain
34	BA	72	U	Sidechain
34	BA	721	A	Sidechain
34	BA	723	C	Sidechain
34	BA	725	C	Sidechain
34	BA	726	G	Sidechain

Continued on next page...

Continued from previous page...

Mol	Chain	Res	Type	Group
34	BA	727	G	Sidechain
34	BA	728	A	Sidechain
34	BA	73	G	Sidechain
34	BA	730	C	Sidechain
34	BA	731	A	Sidechain
34	BA	732	A	Sidechain
34	BA	733	G	Sidechain
34	BA	736	G	Sidechain
34	BA	738	C	Sidechain
34	BA	739	A	Sidechain
34	BA	740	A	Sidechain
34	BA	741	A	Sidechain
34	BA	742	C	Sidechain
34	BA	743	A	Sidechain
34	BA	744	G	Sidechain
34	BA	745	A	Sidechain
34	BA	746	C	Sidechain
34	BA	747	G	Sidechain
34	BA	75	U	Sidechain
34	BA	751	A	Sidechain
34	BA	753	G	Sidechain
34	BA	755	G	Sidechain
34	BA	756	A	Sidechain
34	BA	757	G	Sidechain
34	BA	758	G	Sidechain
34	BA	759	A	Sidechain
34	BA	76	U	Sidechain
34	BA	761	U	Sidechain
34	BA	762	A	Sidechain
34	BA	763	U	Sidechain
34	BA	764	G	Sidechain
34	BA	765	U	Sidechain
34	BA	766	A	Sidechain
34	BA	767	U	Sidechain
34	BA	769	U	Sidechain
34	BA	77	C	Sidechain
34	BA	770	G	Sidechain
34	BA	771	A	Sidechain
34	BA	772	G	Sidechain
34	BA	773	A	Sidechain
34	BA	774	A	Sidechain
34	BA	775	C	Sidechain

Continued on next page...

Continued from previous page...

Mol	Chain	Res	Type	Group
34	BA	776	U	Sidechain
34	BA	777	C	Sidechain
34	BA	779	U	Sidechain
34	BA	78	U	Sidechain
34	BA	780	U	Sidechain
34	BA	781	U	Sidechain
34	BA	782	C	Sidechain
34	BA	783	U	Sidechain
34	BA	785	G	Sidechain
34	BA	786	U	Sidechain
34	BA	787	A	Sidechain
34	BA	788	C	Sidechain
34	BA	789	U	Sidechain
34	BA	79	C	Sidechain
34	BA	790	G	Sidechain
34	BA	792	A	Sidechain
34	BA	794	G	Sidechain
34	BA	796	G	Sidechain
34	BA	798	G	Sidechain
34	BA	799	A	Sidechain
34	BA	8	G	Sidechain
34	BA	80	U	Sidechain
34	BA	800	G	Sidechain
34	BA	801	U	Sidechain
34	BA	802	G	Sidechain
34	BA	803	U	Sidechain
34	BA	804	G	Sidechain
34	BA	805	A	Sidechain
34	BA	806	U	Sidechain
34	BA	807	U	Sidechain
34	BA	808	U	Sidechain
34	BA	812	A	Sidechain
34	BA	814	C	Sidechain
34	BA	815	C	Sidechain
34	BA	816	G	Sidechain
34	BA	817	U	Sidechain
34	BA	819	G	Sidechain
34	BA	82	A	Sidechain
34	BA	820	C	Sidechain
34	BA	821	G	Sidechain
34	BA	822	U	Sidechain
34	BA	823	G	Sidechain

Continued on next page...

Continued from previous page...

Mol	Chain	Res	Type	Group
34	BA	824	C	Sidechain
34	BA	825	G	Sidechain
34	BA	828	A	Sidechain
34	BA	829	U	Sidechain
34	BA	83	G	Sidechain
34	BA	830	U	Sidechain
34	BA	832	C	Sidechain
34	BA	833	U	Sidechain
34	BA	834	C	Sidechain
34	BA	835	U	Sidechain
34	BA	836	U	Sidechain
34	BA	837	U	Sidechain
34	BA	838	U	Sidechain
34	BA	839	U	Sidechain
34	BA	84	U	Sidechain
34	BA	840	U	Sidechain
34	BA	842	U	Sidechain
34	BA	844	U	Sidechain
34	BA	845	U	Sidechain
34	BA	847	U	Sidechain
34	BA	848	U	Sidechain
34	BA	849	G	Sidechain
34	BA	852	C	Sidechain
34	BA	853	A	Sidechain
34	BA	854	A	Sidechain
34	BA	855	C	Sidechain
34	BA	858	C	Sidechain
34	BA	859	G	Sidechain
34	BA	86	A	Sidechain
34	BA	860	G	Sidechain
34	BA	862	C	Sidechain
34	BA	863	G	Sidechain
34	BA	864	G	Sidechain
34	BA	87	G	Sidechain
34	BA	870	C	Sidechain
34	BA	871	G	Sidechain
34	BA	872	U	Sidechain
34	BA	873	G	Sidechain
34	BA	874	G	Sidechain
34	BA	875	G	Sidechain
34	BA	876	C	Sidechain
34	BA	877	U	Sidechain

Continued on next page...

Continued from previous page...

Mol	Chain	Res	Type	Group
34	BA	878	G	Sidechain
34	BA	879	C	Sidechain
34	BA	88	C	Sidechain
34	BA	880	G	Sidechain
34	BA	882	G	Sidechain
34	BA	883	C	Sidechain
34	BA	884	G	Sidechain
34	BA	886	G	Sidechain
34	BA	887	U	Sidechain
34	BA	889	U	Sidechain
34	BA	89	G	Sidechain
34	BA	890	G	Sidechain
34	BA	893	U	Sidechain
34	BA	894	G	Sidechain
34	BA	895	U	Sidechain
34	BA	896	U	Sidechain
34	BA	897	U	Sidechain
34	BA	898	G	Sidechain
34	BA	899	G	Sidechain
34	BA	9	A	Sidechain
34	BA	90	G	Sidechain
34	BA	900	A	Sidechain
34	BA	901	C	Sidechain
34	BA	902	C	Sidechain
34	BA	903	C	Sidechain
34	BA	904	G	Sidechain
34	BA	905	A	Sidechain
34	BA	906	A	Sidechain
34	BA	909	G	Sidechain
34	BA	91	C	Sidechain
34	BA	910	U	Sidechain
34	BA	912	G	Sidechain
34	BA	913	U	Sidechain
34	BA	914	G	Sidechain
34	BA	915	A	Sidechain
34	BA	916	A	Sidechain
34	BA	917	C	Sidechain
34	BA	918	U	Sidechain
34	BA	919	A	Sidechain
34	BA	92	G	Sidechain
34	BA	920	U	Sidechain
34	BA	921	G	Sidechain

Continued on next page...

Continued from previous page...

Mol	Chain	Res	Type	Group
34	BA	923	C	Sidechain
34	BA	924	U	Sidechain
34	BA	925	G	Sidechain
34	BA	926	A	Sidechain
34	BA	928	C	Sidechain
34	BA	929	A	Sidechain
34	BA	93	A	Sidechain
34	BA	930	A	Sidechain
34	BA	931	G	Sidechain
34	BA	932	G	Sidechain
34	BA	933	U	Sidechain
34	BA	934	G	Sidechain
34	BA	937	G	Sidechain
34	BA	939	C	Sidechain
34	BA	94	G	Sidechain
34	BA	940	C	Sidechain
34	BA	941	G	Sidechain
34	BA	942	G	Sidechain
34	BA	944	G	Sidechain
34	BA	945	A	Sidechain
34	BA	946	A	Sidechain
34	BA	947	A	Sidechain
34	BA	95	C	Sidechain
34	BA	950	C	Sidechain
34	BA	952	G	Sidechain
34	BA	953	G	Sidechain
34	BA	954	U	Sidechain
34	BA	956	G	Sidechain
34	BA	957	A	Sidechain
34	BA	959	G	Sidechain
34	BA	96	G	Sidechain
34	BA	960	C	Sidechain
34	BA	961	C	Sidechain
34	BA	962	U	Sidechain
34	BA	963	G	Sidechain
34	BA	964	U	Sidechain
34	BA	965	A	Sidechain
34	BA	968	G	Sidechain
34	BA	97	A	Sidechain
34	BA	970	U	Sidechain
34	BA	972	C	Sidechain
34	BA	974	G	Sidechain

Continued on next page...

Continued from previous page...

Mol	Chain	Res	Type	Group
34	BA	975	A	Sidechain
34	BA	976	C	Sidechain
34	BA	977	G	Sidechain
34	BA	98	A	Sidechain
34	BA	980	C	Sidechain
34	BA	982	A	Sidechain
34	BA	984	U	Sidechain
34	BA	985	C	Sidechain
34	BA	986	G	Sidechain
34	BA	987	C	Sidechain
34	BA	99	G	Sidechain
34	BA	991	U	Sidechain
34	BA	992	A	Sidechain
34	BA	993	C	Sidechain
34	BA	994	G	Sidechain
34	BA	996	U	Sidechain
34	BA	997	U	Sidechain
34	BA	998	U	Sidechain
34	BA	999	G	Sidechain
35	BB	1	U	Sidechain
35	BB	100	A	Sidechain
35	BB	1001	G	Sidechain
35	BB	1003	G	Sidechain
35	BB	1004	A	Sidechain
35	BB	1005	A	Sidechain
35	BB	1007	U	Sidechain
35	BB	101	U	Sidechain
35	BB	1012	G	Sidechain
35	BB	1014	U	Sidechain
35	BB	1015	U	Sidechain
35	BB	1016	C	Sidechain
35	BB	1017	U	Sidechain
35	BB	1018	U	Sidechain
35	BB	1019	C	Sidechain
35	BB	102	G	Sidechain
35	BB	1020	U	Sidechain
35	BB	1021	C	Sidechain
35	BB	1022	C	Sidechain
35	BB	1023	G	Sidechain
35	BB	1024	G	Sidechain
35	BB	1025	A	Sidechain
35	BB	1026	G	Sidechain

Continued on next page...

Continued from previous page...

Mol	Chain	Res	Type	Group
35	BB	1027	U	Sidechain
35	BB	1028	C	Sidechain
35	BB	1029	U	Sidechain
35	BB	1030	U	Sidechain
35	BB	1031	G	Sidechain
35	BB	1032	U	Sidechain
35	BB	1033	U	Sidechain
35	BB	1034	U	Sidechain
35	BB	1035	C	Sidechain
35	BB	1036	G	Sidechain
35	BB	1037	A	Sidechain
35	BB	1038	G	Sidechain
35	BB	104	G	Sidechain
35	BB	1040	C	Sidechain
35	BB	1041	A	Sidechain
35	BB	1042	U	Sidechain
35	BB	1044	U	Sidechain
35	BB	1045	G	Sidechain
35	BB	1048	A	Sidechain
35	BB	1049	G	Sidechain
35	BB	105	U	Sidechain
35	BB	1051	U	Sidechain
35	BB	1053	G	Sidechain
35	BB	1054	G	Sidechain
35	BB	1055	G	Sidechain
35	BB	1056	A	Sidechain
35	BB	1057	G	Sidechain
35	BB	1058	U	Sidechain
35	BB	1059	U	Sidechain
35	BB	1060	U	Sidechain
35	BB	1062	G	Sidechain
35	BB	1063	C	Sidechain
35	BB	1064	U	Sidechain
35	BB	1066	G	Sidechain
35	BB	1068	G	Sidechain
35	BB	1070	G	Sidechain
35	BB	1071	G	Sidechain
35	BB	1072	C	Sidechain
35	BB	1073	A	Sidechain
35	BB	1074	U	Sidechain
35	BB	1075	A	Sidechain
35	BB	1078	U	Sidechain

Continued on next page...

Continued from previous page...

Mol	Chain	Res	Type	Group
35	BB	1079	G	Sidechain
35	BB	108	G	Sidechain
35	BB	1081	U	Sidechain
35	BB	1082	A	Sidechain
35	BB	1083	C	Sidechain
35	BB	1084	A	Sidechain
35	BB	1085	C	Sidechain
35	BB	1086	G	Sidechain
35	BB	1087	A	Sidechain
35	BB	1088	C	Sidechain
35	BB	109	U	Sidechain
35	BB	1090	A	Sidechain
35	BB	1092	G	Sidechain
35	BB	1093	C	Sidechain
35	BB	1094	A	Sidechain
35	BB	1095	G	Sidechain
35	BB	1097	U	Sidechain
35	BB	1098	G	Sidechain
35	BB	1099	U	Sidechain
35	BB	110	U	Sidechain
35	BB	1100	C	Sidechain
35	BB	1102	U	Sidechain
35	BB	1103	A	Sidechain
35	BB	1104	A	Sidechain
35	BB	1105	G	Sidechain
35	BB	1106	G	Sidechain
35	BB	1107	C	Sidechain
35	BB	1108	G	Sidechain
35	BB	1109	A	Sidechain
35	BB	111	C	Sidechain
35	BB	1110	G	Sidechain
35	BB	1112	U	Sidechain
35	BB	1114	A	Sidechain
35	BB	1115	G	Sidechain
35	BB	1116	U	Sidechain
35	BB	112	G	Sidechain
35	BB	1120	A	Sidechain
35	BB	1122	C	Sidechain
35	BB	1123	A	Sidechain
35	BB	1124	G	Sidechain
35	BB	1125	A	Sidechain
35	BB	1126	A	Sidechain

Continued on next page...

Continued from previous page...

Mol	Chain	Res	Type	Group
35	BB	1128	U	Sidechain
35	BB	1129	C	Sidechain
35	BB	1130	U	Sidechain
35	BB	1131	C	Sidechain
35	BB	1132	A	Sidechain
35	BB	1134	G	Sidechain
35	BB	1136	G	Sidechain
35	BB	1137	G	Sidechain
35	BB	1138	A	Sidechain
35	BB	114	A	Sidechain
35	BB	1140	C	Sidechain
35	BB	1142	C	Sidechain
35	BB	1143	A	Sidechain
35	BB	1144	A	Sidechain
35	BB	1145	G	Sidechain
35	BB	1148	U	Sidechain
35	BB	1149	A	Sidechain
35	BB	115	A	Sidechain
35	BB	1151	A	Sidechain
35	BB	1152	U	Sidechain
35	BB	1153	G	Sidechain
35	BB	1154	C	Sidechain
35	BB	1155	U	Sidechain
35	BB	1156	U	Sidechain
35	BB	1159	U	Sidechain
35	BB	116	G	Sidechain
35	BB	1160	U	Sidechain
35	BB	1161	G	Sidechain
35	BB	1163	U	Sidechain
35	BB	1164	U	Sidechain
35	BB	1165	A	Sidechain
35	BB	1166	A	Sidechain
35	BB	1167	C	Sidechain
35	BB	1168	G	Sidechain
35	BB	1169	A	Sidechain
35	BB	1170	U	Sidechain
35	BB	1172	U	Sidechain
35	BB	1174	C	Sidechain
35	BB	1175	A	Sidechain
35	BB	1177	U	Sidechain
35	BB	1178	A	Sidechain
35	BB	1180	G	Sidechain

Continued on next page...

Continued from previous page...

Mol	Chain	Res	Type	Group
35	BB	1181	A	Sidechain
35	BB	1183	U	Sidechain
35	BB	1184	C	Sidechain
35	BB	1185	G	Sidechain
35	BB	1186	A	Sidechain
35	BB	1187	G	Sidechain
35	BB	119	G	Sidechain
35	BB	1190	U	Sidechain
35	BB	1192	C	Sidechain
35	BB	1193	G	Sidechain
35	BB	1194	A	Sidechain
35	BB	1195	A	Sidechain
35	BB	1196	A	Sidechain
35	BB	1197	G	Sidechain
35	BB	12	G	Sidechain
35	BB	1200	A	Sidechain
35	BB	1201	G	Sidechain
35	BB	1202	G	Sidechain
35	BB	1203	C	Sidechain
35	BB	1205	A	Sidechain
35	BB	1207	C	Sidechain
35	BB	1208	G	Sidechain
35	BB	1209	A	Sidechain
35	BB	121	A	Sidechain
35	BB	1210	U	Sidechain
35	BB	1211	C	Sidechain
35	BB	1212	C	Sidechain
35	BB	1213	U	Sidechain
35	BB	1214	U	Sidechain
35	BB	1215	U	Sidechain
35	BB	1216	G	Sidechain
35	BB	1217	C	Sidechain
35	BB	1218	G	Sidechain
35	BB	122	U	Sidechain
35	BB	1220	A	Sidechain
35	BB	1221	G	Sidechain
35	BB	1222	A	Sidechain
35	BB	1223	A	Sidechain
35	BB	1225	A	Sidechain
35	BB	1226	G	Sidechain
35	BB	1227	G	Sidechain
35	BB	1229	A	Sidechain

Continued on next page...

Continued from previous page...

Mol	Chain	Res	Type	Group
35	BB	123	U	Sidechain
35	BB	1230	A	Sidechain
35	BB	1232	A	Sidechain
35	BB	1233	U	Sidechain
35	BB	1234	G	Sidechain
35	BB	1236	A	Sidechain
35	BB	1240	A	Sidechain
35	BB	1241	U	Sidechain
35	BB	1243	A	Sidechain
35	BB	1244	U	Sidechain
35	BB	1246	C	Sidechain
35	BB	1248	A	Sidechain
35	BB	1249	G	Sidechain
35	BB	125	G	Sidechain
35	BB	1251	G	Sidechain
35	BB	1252	G	Sidechain
35	BB	1253	U	Sidechain
35	BB	1254	G	Sidechain
35	BB	1256	C	Sidechain
35	BB	1257	A	Sidechain
35	BB	1258	G	Sidechain
35	BB	1259	A	Sidechain
35	BB	1261	U	Sidechain
35	BB	1262	A	Sidechain
35	BB	1265	U	Sidechain
35	BB	1266	A	Sidechain
35	BB	1267	C	Sidechain
35	BB	127	U	Sidechain
35	BB	1270	C	Sidechain
35	BB	1271	A	Sidechain
35	BB	1272	G	Sidechain
35	BB	1273	G	Sidechain
35	BB	1274	G	Sidechain
35	BB	1276	U	Sidechain
35	BB	1279	C	Sidechain
35	BB	128	C	Sidechain
35	BB	1280	U	Sidechain
35	BB	1281	G	Sidechain
35	BB	1282	G	Sidechain
35	BB	1283	C	Sidechain
35	BB	1284	U	Sidechain
35	BB	1285	U	Sidechain

Continued on next page...

Continued from previous page...

Mol	Chain	Res	Type	Group
35	BB	1286	G	Sidechain
35	BB	1287	U	Sidechain
35	BB	1289	G	Sidechain
35	BB	129	U	Sidechain
35	BB	1290	C	Sidechain
35	BB	1291	G	Sidechain
35	BB	1292	G	Sidechain
35	BB	1293	C	Sidechain
35	BB	1295	A	Sidechain
35	BB	1297	G	Sidechain
35	BB	1299	G	Sidechain
35	BB	13	A	Sidechain
35	BB	1300	U	Sidechain
35	BB	1301	U	Sidechain
35	BB	1302	C	Sidechain
35	BB	1304	U	Sidechain
35	BB	1305	A	Sidechain
35	BB	1307	C	Sidechain
35	BB	1310	C	Sidechain
35	BB	1312	U	Sidechain
35	BB	1315	C	Sidechain
35	BB	1316	U	Sidechain
35	BB	1317	U	Sidechain
35	BB	1318	U	Sidechain
35	BB	1319	U	Sidechain
35	BB	132	G	Sidechain
35	BB	1320	U	Sidechain
35	BB	1321	G	Sidechain
35	BB	1323	U	Sidechain
35	BB	1324	C	Sidechain
35	BB	1326	U	Sidechain
35	BB	1327	U	Sidechain
35	BB	133	G	Sidechain
35	BB	1330	A	Sidechain
35	BB	1331	U	Sidechain
35	BB	1332	G	Sidechain
35	BB	1333	U	Sidechain
35	BB	1334	C	Sidechain
35	BB	1335	G	Sidechain
35	BB	1337	C	Sidechain
35	BB	1338	U	Sidechain
35	BB	1339	C	Sidechain

Continued on next page...

Continued from previous page...

Mol	Chain	Res	Type	Group
35	BB	1340	U	Sidechain
35	BB	1341	U	Sidechain
35	BB	1342	C	Sidechain
35	BB	1343	C	Sidechain
35	BB	1345	A	Sidechain
35	BB	1346	A	Sidechain
35	BB	1348	C	Sidechain
35	BB	135	C	Sidechain
35	BB	1350	A	Sidechain
35	BB	1353	G	Sidechain
35	BB	1354	C	Sidechain
35	BB	1356	G	Sidechain
35	BB	1357	C	Sidechain
35	BB	1360	A	Sidechain
35	BB	1361	A	Sidechain
35	BB	1362	G	Sidechain
35	BB	1364	C	Sidechain
35	BB	1367	U	Sidechain
35	BB	1368	A	Sidechain
35	BB	1369	A	Sidechain
35	BB	137	A	Sidechain
35	BB	1370	G	Sidechain
35	BB	1372	G	Sidechain
35	BB	1374	U	Sidechain
35	BB	1375	G	Sidechain
35	BB	1376	G	Sidechain
35	BB	1377	A	Sidechain
35	BB	1378	U	Sidechain
35	BB	1379	U	Sidechain
35	BB	138	A	Sidechain
35	BB	1381	U	Sidechain
35	BB	1382	U	Sidechain
35	BB	1383	C	Sidechain
35	BB	1384	A	Sidechain
35	BB	1385	C	Sidechain
35	BB	1386	C	Sidechain
35	BB	1387	C	Sidechain
35	BB	1388	A	Sidechain
35	BB	139	G	Sidechain
35	BB	1390	U	Sidechain
35	BB	1391	G	Sidechain
35	BB	1392	A	Sidechain

Continued on next page...

Continued from previous page...

Mol	Chain	Res	Type	Group
35	BB	1393	C	Sidechain
35	BB	1394	A	Sidechain
35	BB	1395	G	Sidechain
35	BB	1396	G	Sidechain
35	BB	1397	G	Sidechain
35	BB	1399	A	Sidechain
35	BB	14	C	Sidechain
35	BB	1400	C	Sidechain
35	BB	1401	G	Sidechain
35	BB	1402	U	Sidechain
35	BB	1403	G	Sidechain
35	BB	1404	A	Sidechain
35	BB	1406	C	Sidechain
35	BB	1407	U	Sidechain
35	BB	1408	G	Sidechain
35	BB	1409	G	Sidechain
35	BB	1410	G	Sidechain
35	BB	1411	U	Sidechain
35	BB	1413	U	Sidechain
35	BB	1415	G	Sidechain
35	BB	1416	A	Sidechain
35	BB	1417	C	Sidechain
35	BB	1418	C	Sidechain
35	BB	1419	G	Sidechain
35	BB	142	G	Sidechain
35	BB	1420	U	Sidechain
35	BB	1422	G	Sidechain
35	BB	1423	U	Sidechain
35	BB	1424	G	Sidechain
35	BB	1425	A	Sidechain
35	BB	1426	G	Sidechain
35	BB	1427	A	Sidechain
35	BB	1429	A	Sidechain
35	BB	143	G	Sidechain
35	BB	1430	G	Sidechain
35	BB	1432	U	Sidechain
35	BB	1433	U	Sidechain
35	BB	1434	G	Sidechain
35	BB	1435	G	Sidechain
35	BB	1436	U	Sidechain
35	BB	1437	U	Sidechain
35	BB	1438	U	Sidechain

Continued on next page...

Continued from previous page...

Mol	Chain	Res	Type	Group
35	BB	1439	U	Sidechain
35	BB	144	G	Sidechain
35	BB	1441	C	Sidechain
35	BB	1442	C	Sidechain
35	BB	1443	C	Sidechain
35	BB	1445	A	Sidechain
35	BB	1446	C	Sidechain
35	BB	1447	U	Sidechain
35	BB	1448	U	Sidechain
35	BB	1452	U	Sidechain
35	BB	1453	G	Sidechain
35	BB	1454	G	Sidechain
35	BB	1455	A	Sidechain
35	BB	1456	G	Sidechain
35	BB	1458	U	Sidechain
35	BB	1459	U	Sidechain
35	BB	1461	C	Sidechain
35	BB	1462	G	Sidechain
35	BB	1464	G	Sidechain
35	BB	1465	U	Sidechain
35	BB	1466	A	Sidechain
35	BB	1467	A	Sidechain
35	BB	1468	A	Sidechain
35	BB	1469	A	Sidechain
35	BB	1470	G	Sidechain
35	BB	1472	U	Sidechain
35	BB	1473	U	Sidechain
35	BB	1474	A	Sidechain
35	BB	1475	U	Sidechain
35	BB	1477	C	Sidechain
35	BB	1478	G	Sidechain
35	BB	148	C	Sidechain
35	BB	1480	G	Sidechain
35	BB	1481	C	Sidechain
35	BB	1482	A	Sidechain
35	BB	1484	A	Sidechain
35	BB	1485	G	Sidechain
35	BB	1487	G	Sidechain
35	BB	1488	G	Sidechain
35	BB	1489	A	Sidechain
35	BB	149	A	Sidechain
35	BB	1490	G	Sidechain

Continued on next page...

Continued from previous page...

Mol	Chain	Res	Type	Group
35	BB	1492	C	Sidechain
35	BB	1494	G	Sidechain
35	BB	1495	U	Sidechain
35	BB	1496	C	Sidechain
35	BB	1497	C	Sidechain
35	BB	1498	G	Sidechain
35	BB	15	C	Sidechain
35	BB	1500	U	Sidechain
35	BB	1501	U	Sidechain
35	BB	1502	U	Sidechain
35	BB	1503	U	Sidechain
35	BB	1505	U	Sidechain
35	BB	1506	C	Sidechain
35	BB	1507	U	Sidechain
35	BB	1508	G	Sidechain
35	BB	1509	G	Sidechain
35	BB	1510	G	Sidechain
35	BB	1511	U	Sidechain
35	BB	1512	C	Sidechain
35	BB	1513	U	Sidechain
35	BB	1517	G	Sidechain
35	BB	1518	U	Sidechain
35	BB	152	G	Sidechain
35	BB	1520	C	Sidechain
35	BB	1521	G	Sidechain
35	BB	1523	U	Sidechain
35	BB	1527	A	Sidechain
35	BB	1528	U	Sidechain
35	BB	1529	G	Sidechain
35	BB	1530	U	Sidechain
35	BB	1532	C	Sidechain
35	BB	1533	U	Sidechain
35	BB	1534	U	Sidechain
35	BB	1538	G	Sidechain
35	BB	1539	C	Sidechain
35	BB	154	A	Sidechain
35	BB	1541	G	Sidechain
35	BB	1542	C	Sidechain
35	BB	1543	C	Sidechain
35	BB	1547	U	Sidechain
35	BB	1548	C	Sidechain
35	BB	156	G	Sidechain

Continued on next page...

Continued from previous page...

Mol	Chain	Res	Type	Group
35	BB	157	G	Sidechain
35	BB	16	G	Sidechain
35	BB	163	G	Sidechain
35	BB	164	U	Sidechain
35	BB	168	U	Sidechain
35	BB	17	U	Sidechain
35	BB	2	C	Sidechain
35	BB	20	U	Sidechain
35	BB	21	C	Sidechain
35	BB	23	U	Sidechain
35	BB	24	C	Sidechain
35	BB	25	A	Sidechain
35	BB	256	G	Sidechain
35	BB	265	C	Sidechain
35	BB	266	C	Sidechain
35	BB	267	C	Sidechain
35	BB	27	C	Sidechain
35	BB	273	G	Sidechain
35	BB	274	U	Sidechain
35	BB	278	U	Sidechain
35	BB	279	A	Sidechain
35	BB	281	U	Sidechain
35	BB	285	C	Sidechain
35	BB	289	U	Sidechain
35	BB	29	C	Sidechain
35	BB	292	U	Sidechain
35	BB	298	G	Sidechain
35	BB	3	C	Sidechain
35	BB	30	A	Sidechain
35	BB	305	U	Sidechain
35	BB	307	A	Sidechain
35	BB	31	U	Sidechain
35	BB	311	C	Sidechain
35	BB	314	A	Sidechain
35	BB	315	C	Sidechain
35	BB	317	C	Sidechain
35	BB	32	C	Sidechain
35	BB	323	C	Sidechain
35	BB	325	G	Sidechain
35	BB	326	G	Sidechain
35	BB	328	G	Sidechain
35	BB	33	A	Sidechain

Continued on next page...

Continued from previous page...

Mol	Chain	Res	Type	Group
35	BB	332	U	Sidechain
35	BB	339	C	Sidechain
35	BB	34	G	Sidechain
35	BB	341	U	Sidechain
35	BB	345	U	Sidechain
35	BB	348	G	Sidechain
35	BB	353	G	Sidechain
35	BB	357	C	Sidechain
35	BB	358	U	Sidechain
35	BB	359	A	Sidechain
35	BB	36	U	Sidechain
35	BB	361	A	Sidechain
35	BB	362	A	Sidechain
35	BB	364	U	Sidechain
35	BB	365	U	Sidechain
35	BB	366	G	Sidechain
35	BB	367	C	Sidechain
35	BB	368	C	Sidechain
35	BB	369	A	Sidechain
35	BB	37	C	Sidechain
35	BB	370	A	Sidechain
35	BB	371	C	Sidechain
35	BB	372	U	Sidechain
35	BB	373	C	Sidechain
35	BB	374	A	Sidechain
35	BB	375	G	Sidechain
35	BB	376	A	Sidechain
35	BB	377	A	Sidechain
35	BB	38	C	Sidechain
35	BB	380	G	Sidechain
35	BB	382	U	Sidechain
35	BB	383	U	Sidechain
35	BB	384	A	Sidechain
35	BB	386	G	Sidechain
35	BB	387	G	Sidechain
35	BB	388	C	Sidechain
35	BB	389	G	Sidechain
35	BB	39	C	Sidechain
35	BB	390	G	Sidechain
35	BB	391	G	Sidechain
35	BB	392	G	Sidechain
35	BB	393	A	Sidechain

Continued on next page...

Continued from previous page...

Mol	Chain	Res	Type	Group
35	BB	395	U	Sidechain
35	BB	396	C	Sidechain
35	BB	398	A	Sidechain
35	BB	399	A	Sidechain
35	BB	40	C	Sidechain
35	BB	400	C	Sidechain
35	BB	401	U	Sidechain
35	BB	402	G	Sidechain
35	BB	403	U	Sidechain
35	BB	404	A	Sidechain
35	BB	405	U	Sidechain
35	BB	406	A	Sidechain
35	BB	407	A	Sidechain
35	BB	409	U	Sidechain
35	BB	41	A	Sidechain
35	BB	413	A	Sidechain
35	BB	414	C	Sidechain
35	BB	415	A	Sidechain
35	BB	416	U	Sidechain
35	BB	417	A	Sidechain
35	BB	418	G	Sidechain
35	BB	419	G	Sidechain
35	BB	42	A	Sidechain
35	BB	420	U	Sidechain
35	BB	421	U	Sidechain
35	BB	423	G	Sidechain
35	BB	424	U	Sidechain
35	BB	425	G	Sidechain
35	BB	427	U	Sidechain
35	BB	428	G	Sidechain
35	BB	429	C	Sidechain
35	BB	43	G	Sidechain
35	BB	431	U	Sidechain
35	BB	432	C	Sidechain
35	BB	433	C	Sidechain
35	BB	434	A	Sidechain
35	BB	435	A	Sidechain
35	BB	436	G	Sidechain
35	BB	437	U	Sidechain
35	BB	439	G	Sidechain
35	BB	440	U	Sidechain
35	BB	441	G	Sidechain

Continued on next page...

Continued from previous page...

Mol	Chain	Res	Type	Group
35	BB	442	U	Sidechain
35	BB	443	A	Sidechain
35	BB	444	U	Sidechain
35	BB	445	G	Sidechain
35	BB	448	G	Sidechain
35	BB	449	C	Sidechain
35	BB	45	A	Sidechain
35	BB	450	A	Sidechain
35	BB	451	A	Sidechain
35	BB	452	A	Sidechain
35	BB	454	U	Sidechain
35	BB	455	G	Sidechain
35	BB	456	A	Sidechain
35	BB	457	U	Sidechain
35	BB	458	U	Sidechain
35	BB	459	U	Sidechain
35	BB	46	U	Sidechain
35	BB	460	C	Sidechain
35	BB	461	U	Sidechain
35	BB	462	G	Sidechain
35	BB	464	C	Sidechain
35	BB	466	A	Sidechain
35	BB	469	G	Sidechain
35	BB	47	C	Sidechain
35	BB	471	U	Sidechain
35	BB	472	C	Sidechain
35	BB	473	U	Sidechain
35	BB	474	G	Sidechain
35	BB	475	A	Sidechain
35	BB	476	A	Sidechain
35	BB	477	U	Sidechain
35	BB	478	G	Sidechain
35	BB	48	G	Sidechain
35	BB	481	A	Sidechain
35	BB	484	G	Sidechain
35	BB	486	G	Sidechain
35	BB	487	A	Sidechain
35	BB	488	G	Sidechain
35	BB	489	A	Sidechain
35	BB	490	G	Sidechain
35	BB	491	A	Sidechain
35	BB	492	U	Sidechain

Continued on next page...

Continued from previous page...

Mol	Chain	Res	Type	Group
35	BB	493	U	Sidechain
35	BB	497	C	Sidechain
35	BB	498	G	Sidechain
35	BB	499	A	Sidechain
35	BB	5	A	Sidechain
35	BB	50	A	Sidechain
35	BB	502	C	Sidechain
35	BB	503	G	Sidechain
35	BB	504	C	Sidechain
35	BB	507	G	Sidechain
35	BB	508	U	Sidechain
35	BB	51	U	Sidechain
35	BB	510	A	Sidechain
35	BB	512	C	Sidechain
35	BB	514	G	Sidechain
35	BB	515	C	Sidechain
35	BB	516	G	Sidechain
35	BB	517	G	Sidechain
35	BB	519	A	Sidechain
35	BB	52	G	Sidechain
35	BB	522	A	Sidechain
35	BB	524	C	Sidechain
35	BB	525	U	Sidechain
35	BB	526	A	Sidechain
35	BB	528	G	Sidechain
35	BB	53	C	Sidechain
35	BB	530	C	Sidechain
35	BB	533	U	Sidechain
35	BB	534	C	Sidechain
35	BB	536	U	Sidechain
35	BB	537	A	Sidechain
35	BB	538	A	Sidechain
35	BB	539	G	Sidechain
35	BB	54	U	Sidechain
35	BB	540	G	Sidechain
35	BB	544	C	Sidechain
35	BB	545	C	Sidechain
35	BB	546	A	Sidechain
35	BB	547	A	Sidechain
35	BB	549	U	Sidechain
35	BB	550	G	Sidechain
35	BB	551	C	Sidechain

Continued on next page...

Continued from previous page...

Mol	Chain	Res	Type	Group
35	BB	553	U	Sidechain
35	BB	555	G	Sidechain
35	BB	556	U	Sidechain
35	BB	557	C	Sidechain
35	BB	558	U	Sidechain
35	BB	559	U	Sidechain
35	BB	56	U	Sidechain
35	BB	560	C	Sidechain
35	BB	561	C	Sidechain
35	BB	563	A	Sidechain
35	BB	564	U	Sidechain
35	BB	565	U	Sidechain
35	BB	57	G	Sidechain
35	BB	571	C	Sidechain
35	BB	572	G	Sidechain
35	BB	574	G	Sidechain
35	BB	575	C	Sidechain
35	BB	576	A	Sidechain
35	BB	577	U	Sidechain
35	BB	578	G	Sidechain
35	BB	579	A	Sidechain
35	BB	58	G	Sidechain
35	BB	580	A	Sidechain
35	BB	581	U	Sidechain
35	BB	582	G	Sidechain
35	BB	583	G	Sidechain
35	BB	585	U	Sidechain
35	BB	587	A	Sidechain
35	BB	588	A	Sidechain
35	BB	589	U	Sidechain
35	BB	59	U	Sidechain
35	BB	590	G	Sidechain
35	BB	591	A	Sidechain
35	BB	592	G	Sidechain
35	BB	593	A	Sidechain
35	BB	594	U	Sidechain
35	BB	595	U	Sidechain
35	BB	597	C	Sidechain
35	BB	598	C	Sidechain
35	BB	599	U	Sidechain
35	BB	6	A	Sidechain
35	BB	60	A	Sidechain

Continued on next page...

Continued from previous page...

Mol	Chain	Res	Type	Group
35	BB	600	C	Sidechain
35	BB	601	U	Sidechain
35	BB	603	U	Sidechain
35	BB	604	C	Sidechain
35	BB	606	C	Sidechain
35	BB	607	G	Sidechain
35	BB	608	A	Sidechain
35	BB	61	A	Sidechain
35	BB	610	U	Sidechain
35	BB	611	U	Sidechain
35	BB	612	A	Sidechain
35	BB	614	U	Sidechain
35	BB	615	A	Sidechain
35	BB	616	U	Sidechain
35	BB	618	U	Sidechain
35	BB	62	C	Sidechain
35	BB	621	C	Sidechain
35	BB	622	G	Sidechain
35	BB	623	A	Sidechain
35	BB	624	A	Sidechain
35	BB	626	C	Sidechain
35	BB	628	A	Sidechain
35	BB	629	C	Sidechain
35	BB	631	G	Sidechain
35	BB	632	U	Sidechain
35	BB	633	C	Sidechain
35	BB	634	A	Sidechain
35	BB	638	G	Sidechain
35	BB	639	A	Sidechain
35	BB	64	U	Sidechain
35	BB	641	C	Sidechain
35	BB	643	G	Sidechain
35	BB	644	A	Sidechain
35	BB	645	C	Sidechain
35	BB	646	U	Sidechain
35	BB	647	U	Sidechain
35	BB	649	A	Sidechain
35	BB	650	A	Sidechain
35	BB	651	G	Sidechain
35	BB	652	G	Sidechain
35	BB	653	G	Sidechain
35	BB	654	C	Sidechain

Continued on next page...

Continued from previous page...

Mol	Chain	Res	Type	Group
35	BB	655	U	Sidechain
35	BB	658	G	Sidechain
35	BB	659	C	Sidechain
35	BB	66	G	Sidechain
35	BB	660	G	Sidechain
35	BB	661	G	Sidechain
35	BB	663	G	Sidechain
35	BB	664	A	Sidechain
35	BB	665	A	Sidechain
35	BB	666	A	Sidechain
35	BB	667	G	Sidechain
35	BB	668	A	Sidechain
35	BB	67	A	Sidechain
35	BB	670	G	Sidechain
35	BB	671	A	Sidechain
35	BB	672	C	Sidechain
35	BB	674	C	Sidechain
35	BB	675	U	Sidechain
35	BB	676	G	Sidechain
35	BB	677	U	Sidechain
35	BB	678	U	Sidechain
35	BB	680	A	Sidechain
35	BB	681	G	Sidechain
35	BB	682	U	Sidechain
35	BB	683	U	Sidechain
35	BB	684	U	Sidechain
35	BB	685	G	Sidechain
35	BB	686	A	Sidechain
35	BB	687	C	Sidechain
35	BB	688	U	Sidechain
35	BB	69	A	Sidechain
35	BB	692	G	Sidechain
35	BB	693	U	Sidechain
35	BB	694	C	Sidechain
35	BB	695	U	Sidechain
35	BB	696	G	Sidechain
35	BB	697	G	Sidechain
35	BB	698	C	Sidechain
35	BB	699	U	Sidechain
35	BB	70	A	Sidechain
35	BB	700	C	Sidechain
35	BB	701	U	Sidechain

Continued on next page...

Continued from previous page...

Mol	Chain	Res	Type	Group
35	BB	702	G	Sidechain
35	BB	703	U	Sidechain
35	BB	706	G	Sidechain
35	BB	709	G	Sidechain
35	BB	71	A	Sidechain
35	BB	711	C	Sidechain
35	BB	713	U	Sidechain
35	BB	714	U	Sidechain
35	BB	715	G	Sidechain
35	BB	716	G	Sidechain
35	BB	717	A	Sidechain
35	BB	719	G	Sidechain
35	BB	72	G	Sidechain
35	BB	723	A	Sidechain
35	BB	724	G	Sidechain
35	BB	726	A	Sidechain
35	BB	728	A	Sidechain
35	BB	729	G	Sidechain
35	BB	734	A	Sidechain
35	BB	736	G	Sidechain
35	BB	737	C	Sidechain
35	BB	738	G	Sidechain
35	BB	74	U	Sidechain
35	BB	741	A	Sidechain
35	BB	744	U	Sidechain
35	BB	746	A	Sidechain
35	BB	748	A	Sidechain
35	BB	749	U	Sidechain
35	BB	750	G	Sidechain
35	BB	751	A	Sidechain
35	BB	753	A	Sidechain
35	BB	754	U	Sidechain
35	BB	756	C	Sidechain
35	BB	757	C	Sidechain
35	BB	760	C	Sidechain
35	BB	762	C	Sidechain
35	BB	763	U	Sidechain
35	BB	764	C	Sidechain
35	BB	766	G	Sidechain
35	BB	767	A	Sidechain
35	BB	768	A	Sidechain
35	BB	769	C	Sidechain

Continued on next page...

Continued from previous page...

Mol	Chain	Res	Type	Group
35	BB	770	G	Sidechain
35	BB	772	U	Sidechain
35	BB	773	G	Sidechain
35	BB	774	C	Sidechain
35	BB	775	U	Sidechain
35	BB	776	U	Sidechain
35	BB	777	C	Sidechain
35	BB	778	A	Sidechain
35	BB	779	C	Sidechain
35	BB	780	U	Sidechain
35	BB	781	U	Sidechain
35	BB	782	A	Sidechain
35	BB	783	U	Sidechain
35	BB	785	G	Sidechain
35	BB	786	A	Sidechain
35	BB	788	U	Sidechain
35	BB	789	G	Sidechain
35	BB	790	A	Sidechain
35	BB	791	A	Sidechain
35	BB	792	G	Sidechain
35	BB	793	A	Sidechain
35	BB	794	G	Sidechain
35	BB	795	A	Sidechain
35	BB	797	C	Sidechain
35	BB	798	A	Sidechain
35	BB	799	A	Sidechain
35	BB	8	U	Sidechain
35	BB	80	C	Sidechain
35	BB	800	U	Sidechain
35	BB	801	G	Sidechain
35	BB	802	G	Sidechain
35	BB	803	U	Sidechain
35	BB	804	U	Sidechain
35	BB	805	G	Sidechain
35	BB	807	U	Sidechain
35	BB	808	U	Sidechain
35	BB	809	U	Sidechain
35	BB	81	A	Sidechain
35	BB	810	G	Sidechain
35	BB	812	G	Sidechain
35	BB	815	G	Sidechain
35	BB	816	U	Sidechain

Continued on next page...

Continued from previous page...

Mol	Chain	Res	Type	Group
35	BB	818	U	Sidechain
35	BB	822	G	Sidechain
35	BB	825	U	Sidechain
35	BB	826	G	Sidechain
35	BB	827	U	Sidechain
35	BB	828	G	Sidechain
35	BB	83	G	Sidechain
35	BB	830	G	Sidechain
35	BB	831	C	Sidechain
35	BB	832	C	Sidechain
35	BB	833	G	Sidechain
35	BB	834	U	Sidechain
35	BB	835	C	Sidechain
35	BB	836	U	Sidechain
35	BB	837	A	Sidechain
35	BB	838	G	Sidechain
35	BB	84	G	Sidechain
35	BB	840	C	Sidechain
35	BB	842	G	Sidechain
35	BB	843	G	Sidechain
35	BB	844	G	Sidechain
35	BB	845	C	Sidechain
35	BB	846	A	Sidechain
35	BB	847	U	Sidechain
35	BB	85	A	Sidechain
35	BB	850	U	Sidechain
35	BB	851	U	Sidechain
35	BB	852	G	Sidechain
35	BB	853	U	Sidechain
35	BB	854	G	Sidechain
35	BB	855	G	Sidechain
35	BB	856	U	Sidechain
35	BB	859	U	Sidechain
35	BB	860	U	Sidechain
35	BB	862	U	Sidechain
35	BB	864	U	Sidechain
35	BB	866	A	Sidechain
35	BB	868	C	Sidechain
35	BB	869	G	Sidechain
35	BB	870	C	Sidechain
35	BB	877	A	Sidechain
35	BB	878	G	Sidechain

Continued on next page...

Continued from previous page...

Mol	Chain	Res	Type	Group
35	BB	879	G	Sidechain
35	BB	88	U	Sidechain
35	BB	881	G	Sidechain
35	BB	882	U	Sidechain
35	BB	884	U	Sidechain
35	BB	885	U	Sidechain
35	BB	886	G	Sidechain
35	BB	891	U	Sidechain
35	BB	893	U	Sidechain
35	BB	894	A	Sidechain
35	BB	895	U	Sidechain
35	BB	896	C	Sidechain
35	BB	897	C	Sidechain
35	BB	898	U	Sidechain
35	BB	899	C	Sidechain
35	BB	90	G	Sidechain
35	BB	901	U	Sidechain
35	BB	903	U	Sidechain
35	BB	91	G	Sidechain
35	BB	910	C	Sidechain
35	BB	915	U	Sidechain
35	BB	93	A	Sidechain
35	BB	931	U	Sidechain
35	BB	934	U	Sidechain
35	BB	94	A	Sidechain
35	BB	943	U	Sidechain
35	BB	95	A	Sidechain
35	BB	953	G	Sidechain
35	BB	956	G	Sidechain
35	BB	958	C	Sidechain
35	BB	959	C	Sidechain
35	BB	96	A	Sidechain
35	BB	964	G	Sidechain
35	BB	965	G	Sidechain
35	BB	966	C	Sidechain
35	BB	967	G	Sidechain
35	BB	968	C	Sidechain
35	BB	97	U	Sidechain
35	BB	971	A	Sidechain
35	BB	972	C	Sidechain
35	BB	973	G	Sidechain
35	BB	975	G	Sidechain

Continued on next page...

Continued from previous page...

Mol	Chain	Res	Type	Group
35	BB	976	U	Sidechain
35	BB	977	G	Sidechain
35	BB	978	C	Sidechain
35	BB	979	G	Sidechain
35	BB	98	A	Sidechain
35	BB	981	A	Sidechain
35	BB	984	U	Sidechain
35	BB	986	C	Sidechain
35	BB	987	U	Sidechain
35	BB	988	G	Sidechain
35	BB	989	C	Sidechain
35	BB	99	G	Sidechain
35	BB	991	C	Sidechain
35	BB	992	C	Sidechain
35	BB	993	A	Sidechain
35	BB	994	A	Sidechain
35	BB	995	C	Sidechain
35	BB	996	G	Sidechain
35	BB	997	G	Sidechain
35	BB	998	G	Sidechain
36	BC	1	A	Sidechain
36	BC	100	U	Sidechain
36	BC	101	U	Sidechain
36	BC	102	G	Sidechain
36	BC	103	A	Sidechain
36	BC	104	A	Sidechain
36	BC	106	G	Sidechain
36	BC	107	C	Sidechain
36	BC	109	A	Sidechain
36	BC	11	G	Sidechain
36	BC	111	C	Sidechain
36	BC	119	G	Sidechain
36	BC	12	A	Sidechain
36	BC	120	G	Sidechain
36	BC	121	G	Sidechain
36	BC	123	G	Sidechain
36	BC	125	A	Sidechain
36	BC	126	G	Sidechain
36	BC	128	U	Sidechain
36	BC	129	C	Sidechain
36	BC	13	U	Sidechain
36	BC	130	U	Sidechain

Continued on next page...

Continued from previous page...

Mol	Chain	Res	Type	Group
36	BC	131	C	Sidechain
36	BC	134	G	Sidechain
36	BC	136	G	Sidechain
36	BC	138	C	Sidechain
36	BC	139	A	Sidechain
36	BC	14	G	Sidechain
36	BC	140	U	Sidechain
36	BC	141	C	Sidechain
36	BC	142	C	Sidechain
36	BC	143	C	Sidechain
36	BC	144	C	Sidechain
36	BC	145	G	Sidechain
36	BC	146	U	Sidechain
36	BC	147	G	Sidechain
36	BC	148	C	Sidechain
36	BC	149	A	Sidechain
36	BC	15	G	Sidechain
36	BC	150	U	Sidechain
36	BC	151	G	Sidechain
36	BC	152	C	Sidechain
36	BC	154	A	Sidechain
36	BC	155	C	Sidechain
36	BC	156	A	Sidechain
36	BC	157	U	Sidechain
36	BC	158	U	Sidechain
36	BC	159	U	Sidechain
36	BC	16	A	Sidechain
36	BC	160	C	Sidechain
36	BC	163	A	Sidechain
36	BC	164	G	Sidechain
36	BC	165	U	Sidechain
36	BC	166	G	Sidechain
36	BC	167	U	Sidechain
36	BC	168	C	Sidechain
36	BC	169	G	Sidechain
36	BC	17	U	Sidechain
36	BC	18	G	Sidechain
36	BC	19	A	Sidechain
36	BC	2	A	Sidechain
36	BC	20	C	Sidechain
36	BC	21	U	Sidechain
36	BC	22	U	Sidechain

Continued on next page...

Continued from previous page...

Mol	Chain	Res	Type	Group
36	BC	23	G	Sidechain
36	BC	25	C	Sidechain
36	BC	26	U	Sidechain
36	BC	27	U	Sidechain
36	BC	28	C	Sidechain
36	BC	3	C	Sidechain
36	BC	30	U	Sidechain
36	BC	31	A	Sidechain
36	BC	33	U	Sidechain
36	BC	34	U	Sidechain
36	BC	36	G	Sidechain
36	BC	37	U	Sidechain
36	BC	38	U	Sidechain
36	BC	4	G	Sidechain
36	BC	40	A	Sidechain
36	BC	41	A	Sidechain
36	BC	42	G	Sidechain
36	BC	43	A	Sidechain
36	BC	44	A	Sidechain
36	BC	45	C	Sidechain
36	BC	47	C	Sidechain
36	BC	48	A	Sidechain
36	BC	49	G	Sidechain
36	BC	5	U	Sidechain
36	BC	50	C	Sidechain
36	BC	51	A	Sidechain
36	BC	53	A	Sidechain
36	BC	54	G	Sidechain
36	BC	56	G	Sidechain
36	BC	58	G	Sidechain
36	BC	59	A	Sidechain
36	BC	6	G	Sidechain
36	BC	60	U	Sidechain
36	BC	61	A	Sidechain
36	BC	62	A	Sidechain
36	BC	63	G	Sidechain
36	BC	64	U	Sidechain
36	BC	68	A	Sidechain
36	BC	69	U	Sidechain
36	BC	7	U	Sidechain
36	BC	70	C	Sidechain
36	BC	71	A	Sidechain

Continued on next page...

Continued from previous page...

Mol	Chain	Res	Type	Group
36	BC	74	U	Sidechain
36	BC	75	G	Sidechain
36	BC	76	C	Sidechain
36	BC	78	G	Sidechain
36	BC	79	A	Sidechain
36	BC	8	C	Sidechain
36	BC	80	A	Sidechain
36	BC	81	U	Sidechain
36	BC	82	C	Sidechain
36	BC	83	A	Sidechain
36	BC	84	U	Sidechain
36	BC	86	U	Sidechain
36	BC	88	A	Sidechain
36	BC	89	U	Sidechain
36	BC	9	G	Sidechain
36	BC	90	U	Sidechain
36	BC	91	G	Sidechain
36	BC	92	C	Sidechain
36	BC	94	C	Sidechain
36	BC	95	A	Sidechain
36	BC	97	U	Sidechain
36	BC	99	U	Sidechain
37	BD	1	G	Sidechain
37	BD	100	A	Sidechain
37	BD	101	A	Sidechain
37	BD	102	C	Sidechain
37	BD	103	C	Sidechain
37	BD	104	C	Sidechain
37	BD	105	G	Sidechain
37	BD	106	G	Sidechain
37	BD	108	G	Sidechain
37	BD	109	U	Sidechain
37	BD	11	A	Sidechain
37	BD	110	G	Sidechain
37	BD	112	U	Sidechain
37	BD	113	G	Sidechain
37	BD	117	U	Sidechain
37	BD	118	C	Sidechain
37	BD	119	U	Sidechain
37	BD	12	U	Sidechain
37	BD	14	C	Sidechain
37	BD	15	U	Sidechain

Continued on next page...

Continued from previous page...

Mol	Chain	Res	Type	Group
37	BD	16	U	Sidechain
37	BD	17	G	Sidechain
37	BD	18	G	Sidechain
37	BD	2	G	Sidechain
37	BD	22	A	Sidechain
37	BD	24	U	Sidechain
37	BD	25	G	Sidechain
37	BD	27	A	Sidechain
37	BD	28	C	Sidechain
37	BD	29	C	Sidechain
37	BD	3	G	Sidechain
37	BD	30	A	Sidechain
37	BD	31	U	Sidechain
37	BD	32	A	Sidechain
37	BD	34	C	Sidechain
37	BD	35	C	Sidechain
37	BD	36	C	Sidechain
37	BD	37	G	Sidechain
37	BD	38	U	Sidechain
37	BD	4	U	Sidechain
37	BD	41	G	Sidechain
37	BD	46	G	Sidechain
37	BD	47	U	Sidechain
37	BD	48	G	Sidechain
37	BD	49	A	Sidechain
37	BD	5	A	Sidechain
37	BD	52	U	Sidechain
37	BD	53	U	Sidechain
37	BD	54	A	Sidechain
37	BD	56	G	Sidechain
37	BD	57	C	Sidechain
37	BD	58	G	Sidechain
37	BD	61	C	Sidechain
37	BD	63	C	Sidechain
37	BD	64	A	Sidechain
37	BD	65	G	Sidechain
37	BD	66	G	Sidechain
37	BD	68	C	Sidechain
37	BD	69	U	Sidechain
37	BD	7	G	Sidechain
37	BD	70	C	Sidechain
37	BD	71	G	Sidechain

Continued on next page...

Continued from previous page...

Mol	Chain	Res	Type	Group
37	BD	72	U	Sidechain
37	BD	73	U	Sidechain
37	BD	74	A	Sidechain
37	BD	75	G	Sidechain
37	BD	76	U	Sidechain
37	BD	77	A	Sidechain
37	BD	78	C	Sidechain
37	BD	8	A	Sidechain
37	BD	80	G	Sidechain
37	BD	81	C	Sidechain
37	BD	82	G	Sidechain
37	BD	83	A	Sidechain
37	BD	84	U	Sidechain
37	BD	85	C	Sidechain
37	BD	86	A	Sidechain
37	BD	87	G	Sidechain
37	BD	88	U	Sidechain
37	BD	89	G	Sidechain
37	BD	9	C	Sidechain
37	BD	90	A	Sidechain
37	BD	92	G	Sidechain
37	BD	93	G	Sidechain
37	BD	94	C	Sidechain
37	BD	95	G	Sidechain
37	BD	96	C	Sidechain
37	BD	97	U	Sidechain
37	BD	99	G	Sidechain
38	BE	1	U	Sidechain
38	BE	10	G	Sidechain
38	BE	100	U	Sidechain
38	BE	101	C	Sidechain
38	BE	102	U	Sidechain
38	BE	104	G	Sidechain
38	BE	105	A	Sidechain
38	BE	106	C	Sidechain
38	BE	107	U	Sidechain
38	BE	108	U	Sidechain
38	BE	109	C	Sidechain
38	BE	11	A	Sidechain
38	BE	110	U	Sidechain
38	BE	111	C	Sidechain
38	BE	112	G	Sidechain

Continued on next page...

Continued from previous page...

Mol	Chain	Res	Type	Group
38	BE	113	C	Sidechain
38	BE	114	G	Sidechain
38	BE	115	U	Sidechain
38	BE	116	U	Sidechain
38	BE	117	A	Sidechain
38	BE	119	U	Sidechain
38	BE	120	C	Sidechain
38	BE	121	G	Sidechain
38	BE	122	G	Sidechain
38	BE	123	A	Sidechain
38	BE	124	G	Sidechain
38	BE	125	C	Sidechain
38	BE	126	G	Sidechain
38	BE	127	G	Sidechain
38	BE	128	G	Sidechain
38	BE	129	G	Sidechain
38	BE	13	A	Sidechain
38	BE	130	G	Sidechain
38	BE	132	U	Sidechain
38	BE	133	C	Sidechain
38	BE	134	A	Sidechain
38	BE	135	A	Sidechain
38	BE	136	G	Sidechain
38	BE	14	C	Sidechain
38	BE	140	G	Sidechain
38	BE	141	A	Sidechain
38	BE	142	A	Sidechain
38	BE	143	A	Sidechain
38	BE	145	A	Sidechain
38	BE	146	U	Sidechain
38	BE	147	G	Sidechain
38	BE	149	A	Sidechain
38	BE	15	A	Sidechain
38	BE	150	G	Sidechain
38	BE	152	U	Sidechain
38	BE	153	C	Sidechain
38	BE	154	A	Sidechain
38	BE	155	C	Sidechain
38	BE	158	U	Sidechain
38	BE	159	A	Sidechain
38	BE	160	C	Sidechain
38	BE	161	G	Sidechain

Continued on next page...

Continued from previous page...

Mol	Chain	Res	Type	Group
38	BE	163	A	Sidechain
38	BE	164	C	Sidechain
38	BE	165	U	Sidechain
38	BE	167	U	Sidechain
38	BE	168	C	Sidechain
38	BE	169	C	Sidechain
38	BE	17	U	Sidechain
38	BE	170	U	Sidechain
38	BE	171	U	Sidechain
38	BE	172	U	Sidechain
38	BE	173	G	Sidechain
38	BE	174	U	Sidechain
38	BE	175	U	Sidechain
38	BE	176	G	Sidechain
38	BE	177	U	Sidechain
38	BE	178	G	Sidechain
38	BE	179	A	Sidechain
38	BE	18	U	Sidechain
38	BE	180	G	Sidechain
38	BE	181	U	Sidechain
38	BE	182	U	Sidechain
38	BE	183	C	Sidechain
38	BE	184	G	Sidechain
38	BE	185	G	Sidechain
38	BE	186	C	Sidechain
38	BE	187	G	Sidechain
38	BE	188	C	Sidechain
38	BE	19	G	Sidechain
38	BE	190	U	Sidechain
38	BE	191	U	Sidechain
38	BE	192	A	Sidechain
38	BE	193	A	Sidechain
38	BE	194	A	Sidechain
38	BE	195	G	Sidechain
38	BE	196	C	Sidechain
38	BE	198	A	Sidechain
38	BE	20	C	Sidechain
38	BE	200	A	Sidechain
38	BE	201	A	Sidechain
38	BE	202	C	Sidechain
38	BE	203	C	Sidechain
38	BE	204	U	Sidechain

Continued on next page...

Continued from previous page...

Mol	Chain	Res	Type	Group
38	BE	205	G	Sidechain
38	BE	206	G	Sidechain
38	BE	207	G	Sidechain
38	BE	208	G	Sidechain
38	BE	21	C	Sidechain
38	BE	22	A	Sidechain
38	BE	23	G	Sidechain
38	BE	24	G	Sidechain
38	BE	25	U	Sidechain
38	BE	26	G	Sidechain
38	BE	27	A	Sidechain
38	BE	29	C	Sidechain
38	BE	30	C	Sidechain
38	BE	31	A	Sidechain
38	BE	32	U	Sidechain
38	BE	33	C	Sidechain
38	BE	35	A	Sidechain
38	BE	36	U	Sidechain
38	BE	37	C	Sidechain
38	BE	4	A	Sidechain
38	BE	40	C	Sidechain
38	BE	41	C	Sidechain
38	BE	43	A	Sidechain
38	BE	44	C	Sidechain
38	BE	46	G	Sidechain
38	BE	47	U	Sidechain
38	BE	48	G	Sidechain
38	BE	49	A	Sidechain
38	BE	5	A	Sidechain
38	BE	51	C	Sidechain
38	BE	52	U	Sidechain
38	BE	53	U	Sidechain
38	BE	54	U	Sidechain
38	BE	55	C	Sidechain
38	BE	57	U	Sidechain
38	BE	58	U	Sidechain
38	BE	59	U	Sidechain
38	BE	6	A	Sidechain
38	BE	60	C	Sidechain
38	BE	61	A	Sidechain
38	BE	63	C	Sidechain
38	BE	64	A	Sidechain

Continued on next page...

Continued from previous page...

Mol	Chain	Res	Type	Group
38	BE	65	U	Sidechain
38	BE	67	A	Sidechain
38	BE	68	U	Sidechain
38	BE	69	C	Sidechain
38	BE	7	U	Sidechain
38	BE	70	C	Sidechain
38	BE	71	A	Sidechain
38	BE	72	C	Sidechain
38	BE	74	U	Sidechain
38	BE	75	C	Sidechain
38	BE	76	U	Sidechain
38	BE	79	G	Sidechain
38	BE	80	G	Sidechain
38	BE	82	C	Sidechain
38	BE	83	U	Sidechain
38	BE	86	C	Sidechain
38	BE	87	U	Sidechain
38	BE	88	G	Sidechain
38	BE	89	G	Sidechain
38	BE	9	C	Sidechain
38	BE	90	G	Sidechain
38	BE	91	G	Sidechain
38	BE	92	C	Sidechain
38	BE	93	U	Sidechain
38	BE	94	U	Sidechain
38	BE	96	G	Sidechain
38	BE	97	G	Sidechain
38	BE	98	C	Sidechain
39	BF	10	A	Sidechain
39	BF	12	U	Sidechain
39	BF	13	U	Sidechain
39	BF	14	C	Sidechain
39	BF	15	U	Sidechain
39	BF	16	C	Sidechain
39	BF	17	U	Sidechain
39	BF	19	A	Sidechain
39	BF	2	G	Sidechain
39	BF	20	U	Sidechain
39	BF	21	C	Sidechain
39	BF	22	U	Sidechain
39	BF	23	G	Sidechain
39	BF	24	G	Sidechain

Continued on next page...

Continued from previous page...

Mol	Chain	Res	Type	Group
39	BF	25	G	Sidechain
39	BF	26	U	Sidechain
39	BF	27	G	Sidechain
39	BF	28	C	Sidechain
39	BF	29	U	Sidechain
39	BF	3	A	Sidechain
39	BF	30	C	Sidechain
39	BF	32	G	Sidechain
39	BF	33	C	Sidechain
39	BF	34	C	Sidechain
39	BF	38	C	Sidechain
39	BF	39	C	Sidechain
39	BF	4	A	Sidechain
39	BF	40	U	Sidechain
39	BF	41	U	Sidechain
39	BF	43	U	Sidechain
39	BF	44	C	Sidechain
39	BF	46	G	Sidechain
39	BF	48	G	Sidechain
39	BF	5	U	Sidechain
39	BF	50	C	Sidechain
39	BF	51	C	Sidechain
39	BF	52	A	Sidechain
39	BF	53	G	Sidechain
39	BF	54	U	Sidechain
39	BF	55	A	Sidechain
39	BF	56	C	Sidechain
39	BF	57	C	Sidechain
39	BF	58	U	Sidechain
39	BF	59	U	Sidechain
39	BF	6	C	Sidechain
39	BF	60	C	Sidechain
39	BF	61	A	Sidechain
39	BF	62	U	Sidechain
39	BF	63	U	Sidechain
39	BF	64	U	Sidechain
39	BF	65	U	Sidechain
39	BF	66	C	Sidechain
39	BF	67	A	Sidechain
39	BF	68	C	Sidechain
39	BF	69	A	Sidechain
39	BF	7	G	Sidechain

Continued on next page...

Continued from previous page...

Mol	Chain	Res	Type	Group
39	BF	70	A	Sidechain
39	BF	71	G	Sidechain
39	BF	72	A	Sidechain
39	BF	8	C	Sidechain
39	BF	9	C	Sidechain
40	BG	1	G	Sidechain
40	BG	10	U	Sidechain
40	BG	100	G	Sidechain
40	BG	101	G	Sidechain
40	BG	102	G	Sidechain
40	BG	103	C	Sidechain
40	BG	104	A	Sidechain
40	BG	106	G	Sidechain
40	BG	107	U	Sidechain
40	BG	11	G	Sidechain
40	BG	110	U	Sidechain
40	BG	111	C	Sidechain
40	BG	112	C	Sidechain
40	BG	113	G	Sidechain
40	BG	114	A	Sidechain
40	BG	115	C	Sidechain
40	BG	118	U	Sidechain
40	BG	119	A	Sidechain
40	BG	12	A	Sidechain
40	BG	120	U	Sidechain
40	BG	121	C	Sidechain
40	BG	122	G	Sidechain
40	BG	123	C	Sidechain
40	BG	124	A	Sidechain
40	BG	125	C	Sidechain
40	BG	126	G	Sidechain
40	BG	127	G	Sidechain
40	BG	128	U	Sidechain
40	BG	129	G	Sidechain
40	BG	13	A	Sidechain
40	BG	130	G	Sidechain
40	BG	131	U	Sidechain
40	BG	132	U	Sidechain
40	BG	133	C	Sidechain
40	BG	135	C	Sidechain
40	BG	136	G	Sidechain
40	BG	137	G	Sidechain

Continued on next page...

Continued from previous page...

Mol	Chain	Res	Type	Group
40	BG	138	C	Sidechain
40	BG	139	U	Sidechain
40	BG	140	G	Sidechain
40	BG	143	C	Sidechain
40	BG	144	G	Sidechain
40	BG	145	C	Sidechain
40	BG	146	C	Sidechain
40	BG	147	U	Sidechain
40	BG	148	C	Sidechain
40	BG	149	U	Sidechain
40	BG	15	G	Sidechain
40	BG	150	A	Sidechain
40	BG	151	A	Sidechain
40	BG	152	G	Sidechain
40	BG	153	C	Sidechain
40	BG	154	C	Sidechain
40	BG	155	A	Sidechain
40	BG	156	G	Sidechain
40	BG	157	A	Sidechain
40	BG	158	A	Sidechain
40	BG	159	A	Sidechain
40	BG	160	C	Sidechain
40	BG	163	G	Sidechain
40	BG	164	U	Sidechain
40	BG	166	C	Sidechain
40	BG	167	C	Sidechain
40	BG	168	A	Sidechain
40	BG	169	A	Sidechain
40	BG	17	A	Sidechain
40	BG	170	G	Sidechain
40	BG	171	A	Sidechain
40	BG	172	C	Sidechain
40	BG	173	C	Sidechain
40	BG	174	G	Sidechain
40	BG	176	G	Sidechain
40	BG	177	U	Sidechain
40	BG	178	G	Sidechain
40	BG	181	C	Sidechain
40	BG	182	G	Sidechain
40	BG	2	U	Sidechain
40	BG	20	U	Sidechain
40	BG	21	C	Sidechain

Continued on next page...

Continued from previous page...

Mol	Chain	Res	Type	Group
40	BG	22	G	Sidechain
40	BG	24	A	Sidechain
40	BG	25	G	Sidechain
40	BG	26	G	Sidechain
40	BG	27	C	Sidechain
40	BG	29	U	Sidechain
40	BG	31	G	Sidechain
40	BG	32	U	Sidechain
40	BG	33	G	Sidechain
40	BG	34	A	Sidechain
40	BG	35	G	Sidechain
40	BG	36	G	Sidechain
40	BG	37	G	Sidechain
40	BG	39	A	Sidechain
40	BG	4	A	Sidechain
40	BG	40	G	Sidechain
40	BG	41	U	Sidechain
40	BG	42	A	Sidechain
40	BG	43	U	Sidechain
40	BG	45	G	Sidechain
40	BG	47	G	Sidechain
40	BG	48	U	Sidechain
40	BG	49	A	Sidechain
40	BG	5	G	Sidechain
40	BG	50	G	Sidechain
40	BG	53	C	Sidechain
40	BG	54	G	Sidechain
40	BG	56	G	Sidechain
40	BG	58	G	Sidechain
40	BG	60	A	Sidechain
40	BG	61	A	Sidechain
40	BG	62	C	Sidechain
40	BG	63	U	Sidechain
40	BG	64	C	Sidechain
40	BG	65	C	Sidechain
40	BG	66	C	Sidechain
40	BG	68	U	Sidechain
40	BG	69	G	Sidechain
40	BG	70	C	Sidechain
40	BG	71	C	Sidechain
40	BG	72	G	Sidechain
40	BG	73	U	Sidechain

Continued on next page...

Continued from previous page...

Mol	Chain	Res	Type	Group
40	BG	74	G	Sidechain
40	BG	75	C	Sidechain
40	BG	76	C	Sidechain
40	BG	77	U	Sidechain
40	BG	78	C	Sidechain
40	BG	79	U	Sidechain
40	BG	8	U	Sidechain
40	BG	80	G	Sidechain
40	BG	81	G	Sidechain
40	BG	83	U	Sidechain
40	BG	84	U	Sidechain
40	BG	85	C	Sidechain
40	BG	86	U	Sidechain
40	BG	89	A	Sidechain
40	BG	9	G	Sidechain
40	BG	90	G	Sidechain
40	BG	93	U	Sidechain
40	BG	94	G	Sidechain
40	BG	95	U	Sidechain
40	BG	96	C	Sidechain
40	BG	97	G	Sidechain
40	BG	98	A	Sidechain
40	BG	99	A	Sidechain
41	BH	10	U	Sidechain
41	BH	100	A	Sidechain
41	BH	101	A	Sidechain
41	BH	102	C	Sidechain
41	BH	104	U	Sidechain
41	BH	105	U	Sidechain
41	BH	106	G	Sidechain
41	BH	107	A	Sidechain
41	BH	108	U	Sidechain
41	BH	109	G	Sidechain
41	BH	11	C	Sidechain
41	BH	110	C	Sidechain
41	BH	113	G	Sidechain
41	BH	114	G	Sidechain
41	BH	115	A	Sidechain
41	BH	116	A	Sidechain
41	BH	117	U	Sidechain
41	BH	118	U	Sidechain
41	BH	119	U	Sidechain

Continued on next page...

Continued from previous page...

Mol	Chain	Res	Type	Group
41	BH	12	U	Sidechain
41	BH	120	C	Sidechain
41	BH	121	A	Sidechain
41	BH	123	G	Sidechain
41	BH	124	C	Sidechain
41	BH	126	C	Sidechain
41	BH	127	A	Sidechain
41	BH	128	G	Sidechain
41	BH	130	G	Sidechain
41	BH	132	C	Sidechain
41	BH	133	U	Sidechain
41	BH	134	U	Sidechain
41	BH	135	U	Sidechain
41	BH	15	A	Sidechain
41	BH	16	A	Sidechain
41	BH	19	G	Sidechain
41	BH	2	U	Sidechain
41	BH	21	G	Sidechain
41	BH	22	A	Sidechain
41	BH	23	G	Sidechain
41	BH	24	U	Sidechain
41	BH	25	A	Sidechain
41	BH	26	C	Sidechain
41	BH	27	A	Sidechain
41	BH	28	U	Sidechain
41	BH	29	G	Sidechain
41	BH	3	U	Sidechain
41	BH	30	C	Sidechain
41	BH	31	A	Sidechain
41	BH	32	U	Sidechain
41	BH	33	G	Sidechain
41	BH	34	G	Sidechain
41	BH	36	C	Sidechain
41	BH	37	U	Sidechain
41	BH	38	G	Sidechain
41	BH	39	G	Sidechain
41	BH	4	U	Sidechain
41	BH	41	A	Sidechain
41	BH	42	U	Sidechain
41	BH	43	G	Sidechain
41	BH	44	A	Sidechain
41	BH	48	G	Sidechain

Continued on next page...

Continued from previous page...

Mol	Chain	Res	Type	Group
41	BH	49	C	Sidechain
41	BH	5	G	Sidechain
41	BH	50	A	Sidechain
41	BH	51	C	Sidechain
41	BH	52	G	Sidechain
41	BH	54	U	Sidechain
41	BH	6	U	Sidechain
41	BH	62	C	Sidechain
41	BH	63	G	Sidechain
41	BH	65	G	Sidechain
41	BH	7	C	Sidechain
41	BH	70	U	Sidechain
41	BH	71	C	Sidechain
41	BH	74	G	Sidechain
41	BH	75	G	Sidechain
41	BH	76	G	Sidechain
41	BH	79	A	Sidechain
41	BH	8	C	Sidechain
41	BH	81	U	Sidechain
41	BH	82	U	Sidechain
41	BH	84	A	Sidechain
41	BH	93	G	Sidechain
41	BH	94	G	Sidechain
41	BH	96	G	Sidechain
41	BH	98	U	Sidechain
41	BH	99	G	Sidechain
42	BI	101	ARG	Sidechain
42	BI	119	ARG	Sidechain
42	BI	147	ARG	Sidechain
42	BI	149	ARG	Sidechain
42	BI	15	VAL	Peptide,Mainchain
42	BI	16	ARG	Sidechain
42	BI	20	TYR	Sidechain
42	BI	25	TYR	Sidechain
42	BI	33	TYR	Sidechain
42	BI	39	ARG	Mainchain
42	BI	49	HIS	Sidechain
42	BI	51	ARG	Sidechain
42	BI	66	ARG	Sidechain
42	BI	71	MET	Peptide
42	BI	73	ARG	Sidechain
42	BI	77	TRP	Mainchain

Continued on next page...

Continued from previous page...

Mol	Chain	Res	Type	Group
42	BI	79	LYS	Peptide
42	BI	94	LEU	Mainchain
43	BJ	104	TYR	Sidechain
43	BJ	20	ARG	Sidechain
43	BJ	25	PHE	Peptide
43	BJ	45	ARG	Sidechain
43	BJ	57	ARG	Sidechain
43	BJ	59	ARG	Peptide
43	BJ	9	LEU	Peptide
44	BK	116	ARG	Sidechain
44	BK	119	TYR	Sidechain
44	BK	139	ARG	Sidechain
44	BK	168	SER	Peptide
44	BK	17	TYR	Sidechain
44	BK	174	THR	Peptide
44	BK	181	TYR	Sidechain
44	BK	185	ARG	Sidechain
44	BK	193	ARG	Sidechain
44	BK	196	HIS	Sidechain
44	BK	206	ILE	Peptide
44	BK	209	TYR	Sidechain
44	BK	21	ARG	Sidechain
44	BK	4	ARG	Sidechain
44	BK	40	ARG	Sidechain
44	BK	51	HIS	Sidechain
44	BK	56	GLU	Peptide
44	BK	69	ARG	Sidechain
44	BK	7	ARG	Sidechain
44	BK	75	TYR	Sidechain
44	BK	79	ARG	Sidechain
44	BK	85	PHE	Sidechain
44	BK	86	HIS	Sidechain
44	BK	88	ARG	Sidechain
44	BK	95	HIS	Sidechain
44	BK	99	ILE	Peptide
45	BL	113	ILE	Peptide
45	BL	116	HIS	Sidechain
45	BL	123	TYR	Sidechain
45	BL	140	ARG	Sidechain
45	BL	148	ARG	Sidechain
45	BL	15	PRO	Peptide
45	BL	151	ARG	Sidechain

Continued on next page...

Continued from previous page...

Mol	Chain	Res	Type	Group
45	BL	154	ARG	Sidechain
45	BL	159	HIS	Sidechain
45	BL	17	ARG	Sidechain
45	BL	174	HIS	Mainchain
45	BL	58	ARG	Sidechain
45	BL	62	ARG	Sidechain
45	BL	64	PHE	Sidechain
45	BL	67	ARG	Sidechain
47	BN	10	HIS	Sidechain
47	BN	101	ARG	Sidechain
47	BN	104	ARG	Sidechain
47	BN	105	ARG	Mainchain,Sidechain
47	BN	12	HIS	Sidechain
47	BN	124	TYR	Sidechain
47	BN	135	ARG	Sidechain
47	BN	14	ARG	Sidechain
47	BN	143	ALA	Peptide
47	BN	154	ASP	Peptide
47	BN	155	ARG	Mainchain
47	BN	157	ARG	Sidechain
47	BN	18	ASN	Mainchain
47	BN	187	TYR	Sidechain
47	BN	203	ARG	Sidechain
47	BN	204	ASN	Peptide
47	BN	214	GLU	Mainchain
47	BN	42	ARG	Sidechain
47	BN	44	ARG	Sidechain
47	BN	51	ILE	Peptide,Mainchain
47	BN	54	ARG	Sidechain
47	BN	60	ARG	Sidechain
47	BN	63	VAL	Peptide
47	BN	67	THR	Peptide,Mainchain
47	BN	69	ARG	Sidechain
47	BN	74	ARG	Sidechain
47	BN	80	PHE	Sidechain
47	BN	96	ARG	Sidechain
48	BO	108	ARG	Sidechain
48	BO	109	TYR	Sidechain
48	BO	118	ARG	Sidechain
48	BO	119	GLN	Mainchain
48	BO	123	TYR	Sidechain
48	BO	127	PRO	Peptide

Continued on next page...

Continued from previous page...

Mol	Chain	Res	Type	Group
48	BO	144	ARG	Sidechain
48	BO	153	ARG	Sidechain
48	BO	154	PHE	Sidechain
48	BO	179	ARG	Sidechain
48	BO	186	HIS	Sidechain
48	BO	201	ARG	Sidechain
48	BO	219	PHE	Sidechain
48	BO	23	ASP	Peptide
48	BO	24	ILE	Mainchain
48	BO	55	ARG	Sidechain
48	BO	67	ARG	Sidechain
48	BO	72	TYR	Sidechain
48	BO	89	PHE	Mainchain,Sidechain
48	BO	91	HIS	Sidechain
49	BP	11	ARG	Sidechain
49	BP	110	ARG	Sidechain
49	BP	120	ARG	Sidechain
49	BP	122	TYR	Sidechain
49	BP	127	ILE	Peptide
49	BP	135	ASN	Peptide
49	BP	14	ARG	Sidechain
49	BP	140	HIS	Sidechain
49	BP	150	ASN	Mainchain
49	BP	151	ALA	Mainchain
49	BP	155	ASP	Peptide
49	BP	157	THR	Peptide,Mainchain
49	BP	158	PRO	Peptide
49	BP	17	ARG	Sidechain
49	BP	171	ARG	Sidechain
49	BP	20	ARG	Sidechain
49	BP	3	LYS	Peptide
49	BP	35	ARG	Sidechain
49	BP	6	TYR	Sidechain
49	BP	8	ARG	Sidechain
49	BP	87	TYR	Sidechain
49	BP	96	HIS	Sidechain
49	BP	97	ARG	Sidechain
50	BQ	101	PRO	Peptide,Mainchain
50	BQ	109	ARG	Peptide,Sidechain
50	BQ	116	ARG	Sidechain
50	BQ	129	ASN	Mainchain
50	BQ	147	TYR	Sidechain

Continued on next page...

Continued from previous page...

Mol	Chain	Res	Type	Group
50	BQ	160	ARG	Sidechain
50	BQ	179	ARG	Sidechain
50	BQ	186	ARG	Sidechain
50	BQ	188	HIS	Sidechain
50	BQ	189	ARG	Sidechain
50	BQ	192	ARG	Sidechain
50	BQ	194	LYS	Peptide
50	BQ	204	SER	Mainchain
50	BQ	205	ARG	Sidechain
50	BQ	206	ARG	Sidechain
50	BQ	221	ARG	Sidechain
50	BQ	48	ARG	Sidechain
50	BQ	61	ARG	Sidechain
50	BQ	66	ARG	Sidechain
50	BQ	70	TYR	Sidechain
50	BQ	76	TYR	Sidechain
50	BQ	80	ARG	Sidechain
50	BQ	82	ARG	Sidechain
50	BQ	85	ARG	Sidechain
50	BQ	88	ARG	Sidechain
50	BQ	98	TYR	Sidechain
51	BR	102	ALA	Mainchain
51	BR	127	ARG	Sidechain
51	BR	131	ARG	Sidechain
51	BR	133	HIS	Sidechain
51	BR	141	ARG	Sidechain
51	BR	145	HIS	Sidechain
51	BR	149	PHE	Sidechain
51	BR	154	GLN	Peptide,Mainchain
51	BR	26	TYR	Sidechain
51	BR	39	MET	Peptide
51	BR	4	TYR	Sidechain
51	BR	48	TYR	Sidechain
51	BR	49	ARG	Sidechain
51	BR	56	ARG	Sidechain
51	BR	58	ILE	Mainchain
51	BR	6	ARG	Sidechain
51	BR	60	PHE	Sidechain
51	BR	63	TYR	Sidechain
51	BR	65	GLY	Peptide,Mainchain
52	BS	116	HIS	Sidechain
52	BS	119	ARG	Sidechain

Continued on next page...

Continued from previous page...

Mol	Chain	Res	Type	Group
52	BS	121	HIS	Sidechain
52	BS	134	HIS	Sidechain
52	BS	137	ARG	Sidechain
52	BS	138	ARG	Sidechain
52	BS	14	ARG	Sidechain
52	BS	156	ARG	Sidechain
52	BS	170	LYS	Peptide
52	BS	2	VAL	Peptide
52	BS	24	PRO	Peptide
52	BS	27	TYR	Sidechain
52	BS	29	PHE	Peptide
52	BS	3	ARG	Sidechain
52	BS	4	PRO	Peptide
52	BS	42	ARG	Sidechain
52	BS	57	HIS	Sidechain
52	BS	76	TYR	Sidechain
52	BS	89	TYR	Sidechain
52	BS	9	TYR	Sidechain
52	BS	96	PHE	Sidechain
53	BT	100	ARG	Sidechain
53	BT	103	ARG	Sidechain
53	BT	104	ARG	Sidechain
53	BT	117	ARG	Sidechain
53	BT	120	TYR	Sidechain
53	BT	121	ARG	Sidechain
53	BT	131	VAL	Mainchain
53	BT	153	ARG	Sidechain
53	BT	16	ARG	Sidechain
53	BT	160	ALA	Peptide
53	BT	171	ARG	Sidechain
53	BT	179	LYS	Peptide,Mainchain
53	BT	185	ARG	Sidechain
53	BT	189	ARG	Sidechain
53	BT	191	ASP	Peptide
53	BT	21	ARG	Sidechain
53	BT	38	ARG	Sidechain
53	BT	62	ARG	Sidechain
53	BT	74	ARG	Sidechain
53	BT	75	HIS	Sidechain
53	BT	80	ARG	Sidechain
53	BT	81	ARG	Sidechain
53	BT	97	ARG	Sidechain

Continued on next page...

Continued from previous page...

Mol	Chain	Res	Type	Group
54	BU	12	ARG	Sidechain
54	BU	120	LYS	Peptide
54	BU	123	THR	Peptide
54	BU	133	ARG	Peptide,Sidechain
54	BU	141	LYS	Peptide
54	BU	148	ARG	Sidechain
54	BU	150	THR	Peptide
54	BU	157	ILE	Peptide
54	BU	19	PHE	Sidechain
54	BU	20	ARG	Sidechain
54	BU	34	PHE	Sidechain
54	BU	39	TYR	Sidechain
54	BU	49	ARG	Sidechain
54	BU	56	TYR	Peptide,Sidechain
54	BU	57	TYR	Sidechain
54	BU	7	TYR	Sidechain
54	BU	81	ARG	Sidechain
54	BU	83	ARG	Sidechain
54	BU	88	ARG	Sidechain
55	BV	108	ARG	Sidechain
55	BV	121	TYR	Sidechain
55	BV	43	ILE	Peptide
55	BV	50	TYR	Sidechain
55	BV	51	PHE	Sidechain
55	BV	92	TYR	Sidechain
56	BW	134	HIS	Sidechain
56	BW	135	ALA	Peptide
56	BW	37	TYR	Sidechain
56	BW	44	TYR	Sidechain
56	BW	6	ALA	Peptide
56	BW	72	ARG	Sidechain
56	BW	73	ARG	Peptide,Mainchain
56	BW	84	ARG	Sidechain
56	BW	89	ARG	Sidechain
57	BX	125	TYR	Sidechain
57	BX	147	ARG	Sidechain
57	BX	46	ARG	Sidechain
57	BX	49	TYR	Sidechain
57	BX	60	TYR	Sidechain
57	BX	61	ARG	Mainchain,Sidechain
58	BY	17	HIS	Sidechain
58	BY	19	ARG	Sidechain

Continued on next page...

Continued from previous page...

Mol	Chain	Res	Type	Group
58	BY	2	ARG	Sidechain
58	BY	21	TYR	Sidechain
58	BY	29	THR	Peptide
58	BY	46	ARG	Sidechain
58	BY	53	ILE	Mainchain
58	BY	57	ARG	Sidechain
58	BY	59	TYR	Sidechain
58	BY	61	ARG	Sidechain
58	BY	62	ILE	Mainchain
58	BY	63	HIS	Sidechain
58	BY	66	THR	Peptide
58	BY	70	ARG	Sidechain
58	BY	84	ARG	Sidechain
59	BZ	111	ARG	Sidechain
59	BZ	121	ARG	Sidechain
59	BZ	13	ARG	Sidechain
59	BZ	24	ARG	Sidechain
59	BZ	25	ARG	Sidechain
59	BZ	54	ARG	Sidechain
59	BZ	57	ARG	Sidechain
59	BZ	7	ARG	Mainchain,Sidechain
59	BZ	71	TYR	Sidechain
59	BZ	72	ARG	Sidechain
59	BZ	78	HIS	Sidechain
60	Ba	100	ASP	Peptide
60	Ba	113	ARG	Sidechain
60	Ba	127	PHE	Sidechain
60	Ba	130	ARG	Sidechain
60	Ba	16	ARG	Sidechain
60	Ba	17	TYR	Sidechain
60	Ba	3	PHE	Sidechain
60	Ba	37	TYR	Sidechain
60	Ba	59	ARG	Peptide
60	Ba	62	THR	Mainchain
60	Ba	64	ARG	Sidechain
60	Ba	70	PHE	Sidechain
60	Ba	72	ARG	Sidechain
60	Ba	76	HIS	Sidechain
60	Ba	78	HIS	Sidechain
60	Ba	79	PHE	Sidechain
60	Ba	84	TYR	Sidechain
60	Ba	90	ARG	Sidechain

Continued on next page...

Continued from previous page...

Mol	Chain	Res	Type	Group
60	Ba	91	GLU	Peptide
60	Ba	95	ARG	Sidechain
61	Bb	106	TYR	Sidechain
61	Bb	110	LEU	Mainchain
61	Bb	117	ALA	Peptide
61	Bb	12	ARG	Sidechain
61	Bb	122	LYS	Mainchain
61	Bb	14	SER	Peptide
61	Bb	19	TYR	Sidechain
61	Bb	26	ARG	Sidechain
61	Bb	32	ARG	Sidechain
61	Bb	42	ARG	Sidechain
61	Bb	48	TYR	Sidechain
61	Bb	53	PHE	Sidechain
61	Bb	61	TYR	Sidechain
61	Bb	69	TRP	Mainchain
61	Bb	9	ARG	Sidechain
62	Bc	107	TYR	Sidechain
62	Bc	109	ARG	Sidechain
62	Bc	127	ARG	Sidechain
62	Bc	13	ARG	Sidechain
62	Bc	130	ARG	Sidechain
62	Bc	135	HIS	Peptide
62	Bc	137	HIS	Sidechain
62	Bc	142	ARG	Sidechain
62	Bc	18	PHE	Sidechain
62	Bc	22	ARG	Sidechain
62	Bc	26	ARG	Mainchain
62	Bc	27	LEU	Mainchain
62	Bc	32	PHE	Sidechain
62	Bc	34	ASN	Peptide
62	Bc	41	ARG	Sidechain
62	Bc	45	PHE	Sidechain
62	Bc	51	ALA	Mainchain
62	Bc	59	ARG	Peptide,Sidechain
62	Bc	83	GLU	Peptide
62	Bc	93	ARG	Peptide,Mainchain,Sidechain
62	Bc	96	ALA	Peptide,Mainchain
62	Bc	97	ASP	Peptide
62	Bc	99	ARG	Peptide
63	Bd	10	HIS	Sidechain
63	Bd	18	ARG	Sidechain

Continued on next page...

Continued from previous page...

Mol	Chain	Res	Type	Group
63	Bd	19	ASN	Peptide
63	Bd	28	TYR	Sidechain
63	Bd	31	ASN	Peptide,Mainchain
63	Bd	34	ARG	Sidechain
63	Bd	49	LYS	Peptide
63	Bd	59	ARG	Sidechain
63	Bd	61	GLU	Sidechain
64	Be	128	ARG	Sidechain
64	Be	133	TYR	Sidechain
64	Be	145	ARG	Sidechain
64	Be	147	ARG	Sidechain
64	Be	163	ARG	Sidechain
64	Be	186	PHE	Sidechain
64	Be	189	PHE	Mainchain
64	Be	200	ARG	Sidechain
64	Be	204	ARG	Mainchain,Sidechain
64	Be	207	VAL	Mainchain
64	Be	211	HIS	Sidechain
64	Be	221	HIS	Sidechain
64	Be	245	ARG	Sidechain
64	Be	250	ARG	Sidechain
64	Be	253	ARG	Sidechain
64	Be	71	ARG	Sidechain
64	Be	72	VAL	Mainchain
64	Be	83	PHE	Sidechain
64	Be	89	LEU	Peptide,Mainchain
65	Bf	100	TYR	Sidechain
65	Bf	106	HIS	Sidechain
65	Bf	111	VAL	Mainchain
65	Bf	150	HIS	Sidechain
65	Bf	167	ARG	Sidechain
65	Bf	168	ARG	Sidechain
65	Bf	173	TRP	Peptide
65	Bf	184	ARG	Sidechain
65	Bf	189	ARG	Sidechain
65	Bf	212	ARG	Sidechain
65	Bf	216	HIS	Sidechain
65	Bf	223	ARG	Sidechain
65	Bf	226	ARG	Sidechain
65	Bf	260	ARG	Sidechain
65	Bf	265	PHE	Sidechain
65	Bf	295	PRO	Mainchain

Continued on next page...

Continued from previous page...

Mol	Chain	Res	Type	Group
65	Bf	296	ARG	Sidechain
65	Bf	299	HIS	Sidechain
65	Bf	300	ARG	Sidechain
65	Bf	312	HIS	Sidechain
65	Bf	315	ARG	Sidechain
65	Bf	318	TYR	Sidechain
65	Bf	339	TYR	Sidechain
65	Bf	343	ARG	Sidechain
65	Bf	348	GLU	Mainchain
65	Bf	356	TYR	Sidechain
65	Bf	373	GLY	Peptide
65	Bf	376	ARG	Sidechain
65	Bf	392	ARG	Sidechain
65	Bf	397	ARG	Sidechain
65	Bf	404	THR	Peptide
65	Bf	407	LYS	Peptide
65	Bf	412	ILE	Mainchain
65	Bf	416	PHE	Sidechain
65	Bf	425	HIS	Sidechain
65	Bf	427	ARG	Sidechain
65	Bf	428	PHE	Sidechain
65	Bf	438	TYR	Sidechain
65	Bf	445	ARG	Sidechain
65	Bf	447	ARG	Mainchain,Sidechain
65	Bf	451	ARG	Sidechain
65	Bf	453	ARG	Sidechain
65	Bf	54	HIS	Sidechain
65	Bf	57	PHE	Sidechain
65	Bf	62	HIS	Sidechain
65	Bf	77	ARG	Sidechain
65	Bf	79	ARG	Sidechain
66	Bg	105	ASP	Peptide,Mainchain
66	Bg	34	TYR	Sidechain
66	Bg	46	ARG	Sidechain
66	Bg	59	CYS	Mainchain
66	Bg	79	HIS	Sidechain
66	Bg	81	TYR	Sidechain
66	Bg	99	CYS	Mainchain
67	Bh	121	LYS	Peptide
67	Bh	134	PHE	Sidechain
67	Bh	146	ARG	Sidechain
67	Bh	148	ARG	Sidechain

Continued on next page...

Continued from previous page...

Mol	Chain	Res	Type	Group
67	Bh	164	LYS	Peptide,Mainchain
67	Bh	167	TYR	Sidechain
67	Bh	175	VAL	Mainchain
67	Bh	178	PHE	Sidechain
67	Bh	183	THR	Mainchain
67	Bh	29	ALA	Mainchain
67	Bh	3	ARG	Sidechain
67	Bh	40	ARG	Sidechain
67	Bh	60	ALA	Peptide,Mainchain
67	Bh	64	ARG	Sidechain
67	Bh	71	ALA	Mainchain
67	Bh	73	LEU	Mainchain
67	Bh	74	PHE	Sidechain
67	Bh	79	ARG	Sidechain
67	Bh	82	ASP	Peptide
67	Bh	91	HIS	Sidechain
67	Bh	99	ARG	Sidechain
68	Bi	106	ARG	Sidechain
68	Bi	111	ARG	Sidechain
68	Bi	114	HIS	Sidechain
68	Bi	119	ARG	Sidechain
68	Bi	3	LYS	Peptide
68	Bi	45	ARG	Sidechain
68	Bi	46	ARG	Sidechain
68	Bi	47	TYR	Sidechain
68	Bi	5	PHE	Sidechain
68	Bi	62	ARG	Sidechain
68	Bi	68	THR	Mainchain
68	Bi	84	TYR	Sidechain
68	Bi	99	HIS	Sidechain
69	Bj	10	ARG	Sidechain
69	Bj	14	TYR	Sidechain
69	Bj	17	ARG	Sidechain
69	Bj	2	SER	Mainchain
69	Bj	20	ARG	Sidechain
69	Bj	22	ARG	Sidechain
69	Bj	3	CYS	Peptide
69	Bj	30	ARG	Sidechain
69	Bj	36	ARG	Sidechain
69	Bj	39	ARG	Sidechain
69	Bj	45	THR	Peptide
69	Bj	46	PRO	Mainchain

Continued on next page...

Continued from previous page...

Mol	Chain	Res	Type	Group
69	Bj	5	ARG	Sidechain
69	Bj	53	ARG	Sidechain
69	Bj	6	VAL	Mainchain
69	Bj	62	HIS	Sidechain
69	Bj	66	ARG	Sidechain
69	Bj	77	ARG	Sidechain
69	Bj	8	TYR	Sidechain
69	Bj	85	HIS	Mainchain,Sidechain
69	Bj	9	ARG	Sidechain
69	Bj	94	ARG	Sidechain
70	Bk	106	ARG	Sidechain
70	Bk	110	ARG	Sidechain
70	Bk	116	HIS	Sidechain
70	Bk	123	TYR	Sidechain
70	Bk	47	ARG	Sidechain
70	Bk	67	ARG	Sidechain
70	Bk	81	SER	Peptide,Mainchain
70	Bk	87	LEU	Mainchain
70	Bk	88	ARG	Sidechain
70	Bk	94	ARG	Sidechain
70	Bk	95	ARG	Sidechain
71	Bl	101	ARG	Sidechain
71	Bl	102	ARG	Sidechain
71	Bl	103	SER	Peptide
71	Bl	106	ARG	Sidechain
71	Bl	114	ARG	Sidechain
71	Bl	116	HIS	Sidechain
71	Bl	130	SER	Peptide
71	Bl	139	ARG	Sidechain
71	Bl	148	ARG	Sidechain
71	Bl	34	LYS	Peptide
71	Bl	35	SER	Peptide
71	Bl	39	TYR	Sidechain
71	Bl	47	TYR	Sidechain
71	Bl	75	TYR	Sidechain
71	Bl	79	ARG	Sidechain
71	Bl	82	TYR	Sidechain
71	Bl	84	TYR	Sidechain
71	Bl	89	ILE	Peptide
71	Bl	91	ARG	Sidechain
71	Bl	93	VAL	Peptide
71	Bl	94	ARG	Sidechain

Continued on next page...

Continued from previous page...

Mol	Chain	Res	Type	Group
71	B1	98	ALA	Peptide,Mainchain
72	Bm	12	ARG	Sidechain
72	Bm	13	THR	Peptide
72	Bm	27	ARG	Sidechain
72	Bm	28	ARG	Sidechain
72	Bm	31	ARG	Sidechain
72	Bm	37	ARG	Sidechain
72	Bm	38	TYR	Sidechain
72	Bm	42	HIS	Mainchain
72	Bm	63	ARG	Sidechain
72	Bm	70	ARG	Sidechain
72	Bm	76	ARG	Mainchain,Sidechain
72	Bm	77	ALA	Peptide
72	Bm	84	ARG	Sidechain
72	Bm	9	PRO	Peptide
72	Bm	94	ARG	Sidechain
73	Bn	11	ARG	Sidechain
73	Bn	21	ARG	Sidechain
73	Bn	31	TRP	Mainchain
73	Bn	45	ARG	Sidechain
73	Bn	58	ARG	Sidechain
73	Bn	66	TYR	Sidechain
73	Bn	72	ARG	Sidechain
73	Bn	73	ARG	Sidechain
73	Bn	75	ARG	Sidechain
73	Bn	76	ASN	Peptide,Mainchain
73	Bn	78	PHE	Peptide,Mainchain
73	Bn	79	LYS	Mainchain
74	Bo	14	TYR	Sidechain
74	Bo	17	ARG	Sidechain
74	Bo	18	TYR	Sidechain
74	Bo	25	ARG	Sidechain
74	Bo	4	ARG	Sidechain
74	Bo	49	ARG	Sidechain
74	Bo	57	CYS	Mainchain
74	Bo	59	GLY	Peptide,Mainchain
74	Bo	69	TYR	Sidechain
74	Bo	85	ARG	Sidechain
74	Bo	87	ARG	Sidechain
75	Bp	11	PHE	Sidechain
75	Bp	21	ARG	Sidechain
75	Bp	30	LYS	Peptide

Continued on next page...

Continued from previous page...

Mol	Chain	Res	Type	Group
75	Bp	37	ARG	Sidechain
75	Bp	72	ARG	Sidechain
75	Bp	79	THR	Peptide
76	Bq	13	TYR	Sidechain
76	Bq	21	ARG	Sidechain
76	Bq	25	TYR	Sidechain
76	Bq	3	ARG	Sidechain
76	Bq	30	ARG	Sidechain
76	Bq	42	ARG	Sidechain
76	Bq	43	HIS	Sidechain
76	Bq	45	ARG	Peptide,Sidechain
77	Br	10	TYR	Sidechain
77	Br	103	PRO	Peptide,Mainchain
77	Br	107	PHE	Peptide
77	Br	109	ARG	Sidechain
77	Br	132	LEU	Peptide,Mainchain
77	Br	139	ARG	Sidechain
77	Br	160	TYR	Sidechain
77	Br	169	PHE	Sidechain
77	Br	174	GLY	Peptide,Mainchain
77	Br	198	ARG	Sidechain
77	Br	203	ARG	Sidechain
77	Br	204	ARG	Sidechain
77	Br	217	ARG	Peptide,Sidechain
77	Br	219	PHE	Sidechain
77	Br	220	ARG	Sidechain
77	Br	225	LEU	Mainchain
77	Br	246	ARG	Sidechain
77	Br	250	TRP	Peptide
77	Br	262	PHE	Sidechain
77	Br	264	THR	Mainchain
77	Br	265	PHE	Sidechain
77	Br	275	PHE	Sidechain
77	Br	289	ARG	Sidechain
77	Br	297	ARG	Sidechain
77	Br	298	ARG	Sidechain
77	Br	299	VAL	Peptide
77	Br	309	ARG	Sidechain
77	Br	313	TYR	Sidechain
77	Br	32	ARG	Sidechain
77	Br	320	ILE	Peptide
77	Br	323	ARG	Sidechain

Continued on next page...

Continued from previous page...

Mol	Chain	Res	Type	Group
77	Br	326	ARG	Sidechain
77	Br	328	ARG	Sidechain
77	Br	33	HIS	Sidechain
77	Br	349	ARG	Mainchain,Sidechain
77	Br	364	ARG	Sidechain
77	Br	4	ARG	Sidechain
77	Br	48	ARG	Sidechain
77	Br	55	ARG	Sidechain
77	Br	74	ARG	Sidechain
77	Br	79	HIS	Sidechain
78	Bs	2	MET	Mainchain
78	Bs	21	ARG	Sidechain
78	Bs	22	ARG	Sidechain
78	Bs	24	TYR	Sidechain
78	Bs	41	HIS	Sidechain
79	Bt	15	GLU	Peptide
79	Bt	16	ARG	Sidechain
79	Bt	2	VAL	Mainchain
79	Bt	20	HIS	Sidechain
79	Bt	23	PHE	Sidechain
79	Bt	28	TYR	Sidechain
79	Bt	4	TYR	Sidechain
79	Bt	48	SER	Mainchain
79	Bt	58	PHE	Sidechain
79	Bt	61	LYS	Mainchain
79	Bt	90	HIS	Mainchain,Sidechain
79	Bt	91	PHE	Sidechain
80	Bu	108	ARG	Sidechain
80	Bu	12	TYR	Sidechain
80	Bu	13	TYR	Sidechain
80	Bu	132	VAL	Peptide
80	Bu	133	ARG	Sidechain
80	Bu	145	ARG	Sidechain
80	Bu	146	PHE	Sidechain
80	Bu	147	PRO	Peptide
80	Bu	148	PHE	Sidechain
80	Bu	164	ARG	Sidechain
80	Bu	182	ARG	Sidechain
80	Bu	189	TYR	Sidechain
80	Bu	202	ARG	Sidechain
80	Bu	204	ARG	Sidechain
80	Bu	206	PHE	Sidechain

Continued on next page...

Continued from previous page...

Mol	Chain	Res	Type	Group
80	Bu	213	TYR	Sidechain
80	Bu	218	ARG	Sidechain
80	Bu	226	ASP	Peptide
80	Bu	23	ARG	Sidechain
80	Bu	232	PHE	Sidechain
80	Bu	236	ILE	Mainchain
80	Bu	238	ALA	Mainchain
80	Bu	24	ARG	Sidechain
80	Bu	249	TYR	Sidechain
80	Bu	257	ARG	Sidechain
80	Bu	264	ARG	Sidechain
80	Bu	278	TYR	Sidechain
80	Bu	30	TYR	Sidechain
80	Bu	33	ARG	Sidechain
80	Bu	44	PHE	Sidechain
80	Bu	54	ARG	Sidechain
80	Bu	79	TYR	Sidechain
80	Bu	81	HIS	Sidechain
80	Bu	99	TYR	Sidechain
81	Bv	147	ARG	Sidechain
81	Bv	15	LYS	Peptide
81	Bv	170	GLU	Peptide
81	Bv	174	TYR	Sidechain
81	Bv	176	HIS	Sidechain
81	Bv	179	PHE	Sidechain
81	Bv	18	ARG	Sidechain
81	Bv	188	HIS	Sidechain
81	Bv	189	ARG	Sidechain
81	Bv	23	TYR	Sidechain
81	Bv	27	ARG	Sidechain
81	Bv	3	ALA	Peptide
81	Bv	42	ARG	Sidechain
81	Bv	44	ARG	Sidechain
81	Bv	46	ARG	Sidechain
81	Bv	64	GLY	Peptide
81	Bv	68	TYR	Peptide,Mainchain
81	Bv	74	ARG	Sidechain
81	Bv	79	ARG	Sidechain
81	Bv	8	ALA	Peptide
81	Bv	87	ARG	Sidechain
82	Bw	103	ARG	Sidechain
82	Bw	138	MET	Mainchain

Continued on next page...

Continued from previous page...

Mol	Chain	Res	Type	Group
82	Bw	151	TYR	Sidechain
82	Bw	160	ARG	Sidechain
82	Bw	164	TYR	Sidechain
82	Bw	166	ARG	Sidechain
82	Bw	168	HIS	Mainchain,Sidechain
82	Bw	18	ALA	Mainchain
82	Bw	188	TYR	Mainchain
82	Bw	204	TYR	Sidechain
82	Bw	224	PRO	Peptide,Mainchain
82	Bw	240	GLY	Peptide
82	Bw	245	ARG	Sidechain
82	Bw	251	ARG	Sidechain
82	Bw	255	ARG	Sidechain
82	Bw	27	ALA	Peptide
82	Bw	30	ARG	Sidechain
82	Bw	36	GLN	Mainchain
82	Bw	40	ASN	Mainchain
82	Bw	41	PHE	Sidechain
82	Bw	42	LYS	Peptide,Mainchain
82	Bw	44	ALA	Mainchain
82	Bw	60	TYR	Sidechain
82	Bw	70	TYR	Sidechain
82	Bw	81	ARG	Sidechain
82	Bw	82	ARG	Sidechain
82	Bw	85	ARG	Sidechain
82	Bw	90	TYR	Sidechain
82	Bw	91	TYR	Sidechain
83	Bx	118	ARG	Sidechain
83	Bx	121	ARG	Sidechain
83	Bx	162	ARG	Sidechain
83	Bx	171	ASP	Peptide
83	Bx	198	ARG	Sidechain
83	Bx	215	ASP	Mainchain
83	Bx	234	ARG	Sidechain
83	Bx	265	ARG	Sidechain
83	Bx	269	ASN	Mainchain
83	Bx	273	ALA	Peptide
83	Bx	38	SER	Peptide
83	Bx	43	ARG	Sidechain
83	Bx	45	LYS	Peptide,Mainchain
83	Bx	47	PHE	Sidechain
83	Bx	57	ARG	Sidechain

Continued on next page...

Continued from previous page...

Mol	Chain	Res	Type	Group
83	Bx	61	ARG	Sidechain
83	Bx	64	ARG	Sidechain
83	Bx	91	PHE	Sidechain
84	By	120	ARG	Sidechain
84	By	121	ARG	Sidechain
84	By	127	ASP	Peptide,Mainchain
84	By	131	TYR	Sidechain
84	By	132	ARG	Sidechain
84	By	138	VAL	Peptide,Mainchain
84	By	140	ASP	Mainchain
84	By	154	ARG	Sidechain
84	By	171	ARG	Sidechain
84	By	186	GLU	Mainchain
84	By	2	LYS	Mainchain
84	By	38	ARG	Sidechain
84	By	41	GLN	Peptide
84	By	45	ARG	Sidechain
84	By	47	ASN	Mainchain
84	By	51	ARG	Sidechain
84	By	6	HIS	Peptide,Sidechain
84	By	7	ASP	Peptide,Mainchain
84	By	74	HIS	Sidechain
84	By	76	ARG	Sidechain
84	By	8	GLN	Peptide
84	By	94	TYR	Sidechain
84	By	96	HIS	Sidechain

5.2 Too-close contacts [\(i\)](#)

Due to software issues we are unable to calculate clashes - this section is therefore empty.

5.3 Torsion angles [\(i\)](#)

5.3.1 Protein backbone [\(i\)](#)

In the following table, the Percentiles column shows the percent Ramachandran outliers of the chain as a percentile score with respect to all PDB entries followed by that with respect to all EM entries.

The Analysed column shows the number of residues for which the backbone conformation was analysed, and the total number of residues.

Mol	Chain	Analysed	Favoured	Allowed	Outliers	Percentiles	
1	A0	217/256 (85%)	180 (83%)	22 (10%)	15 (7%)	1	14
2	A1	246/273 (90%)	189 (77%)	38 (15%)	19 (8%)	1	13
3	A2	185/190 (97%)	159 (86%)	17 (9%)	9 (5%)	2	20
4	A3	248/250 (99%)	204 (82%)	24 (10%)	20 (8%)	1	12
5	A4	190/202 (94%)	148 (78%)	24 (13%)	18 (10%)	0	10
6	A5	191/220 (87%)	158 (83%)	18 (9%)	15 (8%)	1	12
7	A6	185/190 (97%)	135 (73%)	30 (16%)	20 (11%)	0	8
8	A7	313/318 (98%)	256 (82%)	39 (12%)	18 (6%)	1	18
9	A8	40/57 (70%)	34 (85%)	3 (8%)	3 (8%)	1	13
10	A9	64/153 (42%)	50 (78%)	9 (14%)	5 (8%)	1	13
11	AC	202/277 (73%)	162 (80%)	25 (12%)	15 (7%)	1	13
12	AD	102/172 (59%)	79 (78%)	9 (9%)	14 (14%)	0	4
13	AE	158/174 (91%)	126 (80%)	12 (8%)	20 (13%)	0	5
14	AF	119/144 (83%)	105 (88%)	11 (9%)	3 (2%)	5	32
15	AG	139/151 (92%)	120 (86%)	12 (9%)	7 (5%)	2	20
16	AH	124/144 (86%)	99 (80%)	14 (11%)	11 (9%)	1	11
17	AI	132/152 (87%)	100 (76%)	21 (16%)	11 (8%)	1	12
18	AJ	127/130 (98%)	114 (90%)	7 (6%)	6 (5%)	2	21
19	AK	146/149 (98%)	118 (81%)	18 (12%)	10 (7%)	1	15
20	AL	125/142 (88%)	94 (75%)	19 (15%)	12 (10%)	0	9
21	AM	151/153 (99%)	114 (76%)	16 (11%)	21 (14%)	0	4
22	AO	147/167 (88%)	128 (87%)	10 (7%)	9 (6%)	1	16
23	AP	222/266 (84%)	171 (77%)	29 (13%)	22 (10%)	0	9
24	AQ	103/117 (88%)	86 (84%)	10 (10%)	7 (7%)	1	15
25	AR	79/194 (41%)	59 (75%)	12 (15%)	8 (10%)	0	9
26	AS	140/143 (98%)	111 (79%)	18 (13%)	11 (8%)	1	12
27	AT	129/137 (94%)	100 (78%)	15 (12%)	14 (11%)	0	8
28	AU	84/113 (74%)	66 (79%)	12 (14%)	6 (7%)	1	14
29	AV	99/111 (89%)	64 (65%)	20 (20%)	15 (15%)	0	4
30	AW	81/86 (94%)	61 (75%)	11 (14%)	9 (11%)	0	7
31	AX	204/214 (95%)	176 (86%)	17 (8%)	11 (5%)	2	19
32	AY	63/66 (96%)	46 (73%)	8 (13%)	9 (14%)	0	4

Continued on next page...

Continued from previous page...

Mol	Chain	Analysed	Favoured	Allowed	Outliers	Percentiles	
33	AZ	66/103 (64%)	56 (85%)	7 (11%)	3 (4%)	2	22
42	BI	190/193 (98%)	126 (66%)	37 (20%)	27 (14%)	0	4
43	BJ	212/214 (99%)	186 (88%)	20 (9%)	6 (3%)	5	30
44	BK	210/213 (99%)	161 (77%)	26 (12%)	23 (11%)	0	7
45	BL	168/194 (87%)	134 (80%)	21 (12%)	13 (8%)	1	13
46	BM	137/164 (84%)	103 (75%)	25 (18%)	9 (7%)	1	15
47	BN	214/218 (98%)	158 (74%)	20 (9%)	36 (17%)	0	3
48	BO	199/222 (90%)	164 (82%)	21 (11%)	14 (7%)	1	14
49	BP	182/189 (96%)	149 (82%)	19 (10%)	14 (8%)	1	13
50	BQ	201/221 (91%)	160 (80%)	21 (10%)	20 (10%)	0	9
51	BR	153/166 (92%)	121 (79%)	21 (14%)	11 (7%)	1	14
52	BS	177/179 (99%)	133 (75%)	15 (8%)	29 (16%)	0	3
53	BT	198/260 (76%)	168 (85%)	20 (10%)	10 (5%)	2	19
54	BU	156/159 (98%)	118 (76%)	19 (12%)	19 (12%)	0	5
55	BV	102/130 (78%)	84 (82%)	13 (13%)	5 (5%)	2	20
56	BW	136/139 (98%)	103 (76%)	18 (13%)	15 (11%)	0	7
57	BX	119/164 (73%)	97 (82%)	9 (8%)	13 (11%)	0	8
58	BY	98/125 (78%)	81 (83%)	9 (9%)	8 (8%)	1	12
59	BZ	123/143 (86%)	104 (85%)	12 (10%)	7 (6%)	1	18
60	Ba	130/133 (98%)	93 (72%)	21 (16%)	16 (12%)	0	5
61	Bb	142/145 (98%)	108 (76%)	19 (13%)	15 (11%)	0	8
62	Bc	139/146 (95%)	103 (74%)	18 (13%)	18 (13%)	0	5
63	Bd	68/71 (96%)	50 (74%)	8 (12%)	10 (15%)	0	4
64	Be	184/260 (71%)	135 (73%)	32 (17%)	17 (9%)	1	10
65	Bf	412/429 (96%)	296 (72%)	66 (16%)	50 (12%)	0	5
66	Bg	94/105 (90%)	88 (94%)	5 (5%)	1 (1%)	14	51
67	Bh	186/188 (99%)	155 (83%)	13 (7%)	18 (10%)	0	9
68	Bi	127/132 (96%)	98 (77%)	18 (14%)	11 (9%)	1	11
69	Bj	160/170 (94%)	123 (77%)	22 (14%)	15 (9%)	0	10
70	Bk	82/127 (65%)	56 (68%)	14 (17%)	12 (15%)	0	4
71	Bl	114/149 (76%)	84 (74%)	10 (9%)	20 (18%)	0	3

Continued on next page...

Continued from previous page...

Mol	Chain	Analysed	Favoured	Allowed	Outliers	Percentiles	
72	Bm	105/109 (96%)	79 (75%)	8 (8%)	18 (17%)	0	3
73	Bn	81/84 (96%)	56 (69%)	15 (18%)	10 (12%)	0	5
74	Bo	90/93 (97%)	71 (79%)	6 (7%)	13 (14%)	0	4
75	Bp	79/82 (96%)	59 (75%)	10 (13%)	10 (13%)	0	5
76	Bq	48/51 (94%)	34 (71%)	6 (12%)	8 (17%)	0	3
77	Br	366/374 (98%)	274 (75%)	56 (15%)	36 (10%)	0	9
78	Bs	50/128 (39%)	44 (88%)	4 (8%)	2 (4%)	3	23
79	Bt	103/106 (97%)	75 (73%)	16 (16%)	12 (12%)	0	6
80	Bu	297/308 (96%)	216 (73%)	46 (16%)	35 (12%)	0	6
81	Bv	154/192 (80%)	114 (74%)	25 (16%)	15 (10%)	0	9
82	Bw	255/257 (99%)	200 (78%)	33 (13%)	22 (9%)	1	11
83	Bx	238/276 (86%)	188 (79%)	26 (11%)	24 (10%)	0	9
84	By	187/189 (99%)	155 (83%)	15 (8%)	17 (9%)	1	11
All	All	11687/13211 (88%)	9172 (78%)	1415 (12%)	1100 (9%)	1	10

All (1100) Ramachandran outliers are listed below:

Mol	Chain	Res	Type
1	A0	37	ASN
1	A0	119	TRP
1	A0	145	THR
1	A0	212	LEU
1	A0	225	PHE
2	A1	65	GLY
2	A1	66	LEU
2	A1	171	LYS
2	A1	172	ILE
2	A1	174	ASN
3	A2	39	ALA
3	A2	43	GLN
3	A2	149	PHE
4	A3	44	GLU
4	A3	71	PRO
4	A3	72	SER
4	A3	108	ASP
4	A3	161	ILE
4	A3	171	LYS

Continued on next page...

Continued from previous page...

Mol	Chain	Res	Type
4	A3	177	PRO
4	A3	178	LYS
5	A4	3	ALA
5	A4	36	HIS
5	A4	80	GLN
5	A4	114	LEU
5	A4	191	MET
6	A5	23	LYS
6	A5	25	MET
6	A5	36	THR
6	A5	41	ARG
6	A5	173	LYS
7	A6	14	PRO
7	A6	35	LEU
7	A6	64	ASN
7	A6	131	ARG
7	A6	139	ILE
7	A6	148	ARG
7	A6	149	VAL
7	A6	155	ILE
7	A6	157	PHE
7	A6	168	PRO
7	A6	176	ARG
8	A7	6	GLU
8	A7	30	LYS
8	A7	47	PRO
8	A7	51	SER
8	A7	89	HIS
8	A7	131	ASN
8	A7	215	ASP
9	A8	34	LYS
10	A9	100	ALA
10	A9	125	ASN
11	AC	132	THR
11	AC	232	GLU
11	AC	239	PHE
11	AC	241	ARG
12	AD	6	PRO
13	AE	18	VAL
13	AE	21	GLU
13	AE	29	ALA
13	AE	58	PHE

Continued on next page...

Continued from previous page...

Mol	Chain	Res	Type
13	AE	60	THR
13	AE	166	LYS
13	AE	172	SER
15	AG	5	HIS
15	AG	23	PRO
15	AG	25	TRP
15	AG	62	GLN
16	AH	13	SER
16	AH	60	ASP
16	AH	61	GLU
17	AI	56	ALA
17	AI	148	PHE
18	AJ	29	PRO
18	AJ	30	SER
19	AK	10	LYS
19	AK	31	PRO
19	AK	131	GLU
20	AL	23	LYS
20	AL	41	ALA
20	AL	83	ASP
21	AM	27	VAL
21	AM	34	VAL
21	AM	35	LYS
21	AM	39	ILE
21	AM	43	TYR
21	AM	90	ASP
21	AM	91	PRO
21	AM	119	ARG
21	AM	143	ARG
21	AM	146	THR
22	AO	52	GLU
23	AP	87	ARG
23	AP	102	ALA
23	AP	118	ASN
23	AP	162	HIS
23	AP	184	ARG
24	AQ	64	LYS
24	AQ	67	CYS
24	AQ	68	GLY
25	AR	23	HIS
25	AR	30	THR
26	AS	61	GLN

Continued on next page...

Continued from previous page...

Mol	Chain	Res	Type
26	AS	65	ALA
26	AS	87	ASN
26	AS	107	ARG
26	AS	136	GLN
27	AT	35	PRO
27	AT	42	PRO
27	AT	73	GLY
27	AT	75	LYS
27	AT	127	LYS
28	AU	47	MET
28	AU	103	LYS
29	AV	17	ARG
29	AV	26	PHE
29	AV	47	LEU
29	AV	91	ARG
29	AV	93	VAL
30	AW	6	SER
30	AW	7	ASP
30	AW	21	LYS
30	AW	60	CYS
30	AW	61	ALA
31	AX	64	ARG
31	AX	80	GLU
31	AX	192	SER
31	AX	205	THR
32	AY	4	VAL
32	AY	62	PRO
32	AY	64	LYS
33	AZ	84	CYS
42	BI	4	ASP
42	BI	12	LYS
42	BI	19	THR
42	BI	20	TYR
42	BI	21	SER
42	BI	41	ASN
42	BI	85	PRO
42	BI	97	VAL
42	BI	104	ALA
42	BI	150	LYS
42	BI	178	LYS
42	BI	179	GLU
42	BI	192	HIS

Continued on next page...

Continued from previous page...

Mol	Chain	Res	Type
43	BJ	58	PRO
44	BK	31	ILE
44	BK	81	ASN
44	BK	93	PRO
44	BK	102	MET
44	BK	119	TYR
44	BK	132	GLY
44	BK	172	GLY
44	BK	176	ILE
45	BL	16	MET
45	BL	18	GLU
45	BL	32	GLU
45	BL	59	LEU
45	BL	71	LYS
45	BL	95	GLU
46	BM	11	ILE
47	BN	6	ASN
47	BN	9	PRO
47	BN	11	VAL
47	BN	14	ARG
47	BN	19	PRO
47	BN	20	CYS
47	BN	23	GLN
47	BN	66	PRO
47	BN	67	THR
47	BN	81	SER
47	BN	90	VAL
47	BN	155	ARG
47	BN	174	PRO
47	BN	176	LYS
47	BN	201	ARG
48	BO	88	PRO
48	BO	136	ARG
48	BO	140	PRO
48	BO	151	GLU
48	BO	203	GLU
49	BP	6	TYR
49	BP	32	ASP
49	BP	47	TRP
50	BQ	58	ARG
50	BQ	104	ALA
50	BQ	111	LEU

Continued on next page...

Continued from previous page...

Mol	Chain	Res	Type
50	BQ	175	HIS
50	BQ	199	SER
51	BR	40	LYS
51	BR	54	LYS
52	BS	2	VAL
52	BS	3	ARG
52	BS	5	HIS
52	BS	6	LEU
52	BS	15	GLU
52	BS	71	LEU
52	BS	118	ALA
52	BS	155	GLN
52	BS	157	ARG
52	BS	158	VAL
52	BS	161	PRO
52	BS	166	VAL
52	BS	167	ILE
52	BS	169	VAL
52	BS	173	SER
53	BT	5	LYS
53	BT	75	HIS
53	BT	130	ASN
53	BT	134	ASN
53	BT	179	LYS
53	BT	191	ASP
54	BU	19	PHE
54	BU	46	ALA
54	BU	47	ALA
54	BU	56	TYR
54	BU	99	SER
54	BU	126	PRO
54	BU	149	ARG
54	BU	150	THR
56	BW	7	ASN
56	BW	11	CYS
56	BW	91	ASP
56	BW	114	SER
56	BW	120	VAL
57	BX	60	TYR
57	BX	69	SER
57	BX	72	VAL
57	BX	75	ILE

Continued on next page...

Continued from previous page...

Mol	Chain	Res	Type
58	BY	68	THR
58	BY	99	ALA
59	BZ	47	VAL
59	BZ	48	ARG
59	BZ	51	ASP
60	Ba	14	SER
60	Ba	53	VAL
60	Ba	56	MET
60	Ba	67	VAL
60	Ba	96	ILE
60	Ba	101	ALA
60	Ba	121	ALA
60	Ba	126	TRP
61	Bb	35	ALA
61	Bb	50	PRO
61	Bb	71	PRO
61	Bb	107	SER
61	Bb	111	GLY
62	Bc	16	SER
62	Bc	17	LYS
62	Bc	41	ARG
62	Bc	66	SER
62	Bc	84	PRO
62	Bc	95	VAL
62	Bc	134	MET
63	Bd	5	LYS
63	Bd	21	ILE
63	Bd	26	PRO
63	Bd	33	LYS
63	Bd	50	ASN
64	Be	70	ARG
64	Be	84	THR
64	Be	96	LEU
64	Be	217	GLN
65	Bf	61	ARG
65	Bf	76	ILE
65	Bf	81	ARG
65	Bf	86	ASP
65	Bf	133	PRO
65	Bf	134	PRO
65	Bf	225	ASN
65	Bf	232	ALA

Continued on next page...

Continued from previous page...

Mol	Chain	Res	Type
65	Bf	243	THR
65	Bf	323	ALA
65	Bf	348	GLU
65	Bf	349	PRO
65	Bf	360	ALA
65	Bf	387	ALA
65	Bf	405	SER
65	Bf	427	ARG
66	Bg	108	ASP
67	Bh	7	LYS
67	Bh	97	LYS
67	Bh	100	THR
67	Bh	122	THR
67	Bh	140	VAL
67	Bh	159	GLU
67	Bh	174	PRO
67	Bh	175	VAL
68	Bi	12	LYS
68	Bi	50	GLN
68	Bi	87	LEU
69	Bj	4	PRO
69	Bj	5	ARG
69	Bj	14	TYR
69	Bj	16	THR
69	Bj	43	PRO
69	Bj	47	TRP
69	Bj	85	HIS
70	Bk	75	SER
70	Bk	80	ARG
70	Bk	89	ALA
70	Bk	92	THR
70	Bk	97	LEU
70	Bk	104	LYS
70	Bk	122	ILE
71	Bl	36	PRO
71	Bl	89	ILE
71	Bl	91	ARG
71	Bl	93	VAL
71	Bl	94	ARG
71	Bl	96	SER
71	Bl	99	PRO
71	Bl	102	ARG

Continued on next page...

Continued from previous page...

Mol	Chain	Res	Type
71	B1	130	SER
71	B1	132	PRO
71	B1	146	PRO
72	Bm	16	ILE
72	Bm	17	ALA
72	Bm	27	ARG
72	Bm	29	ALA
72	Bm	33	SER
72	Bm	39	ALA
72	Bm	43	LYS
72	Bm	87	SER
73	Bn	15	THR
73	Bn	36	ALA
73	Bn	40	PRO
73	Bn	77	HIS
74	Bo	19	GLY
74	Bo	68	ALA
75	Bp	20	ALA
75	Bp	63	SER
75	Bp	71	SER
75	Bp	76	ASN
76	Bq	6	PRO
76	Bq	35	ILE
76	Bq	38	ASN
76	Bq	39	GLU
76	Bq	40	LYS
77	Br	13	SER
77	Br	59	MET
77	Br	93	ASN
77	Br	94	MET
77	Br	143	ILE
77	Br	206	PRO
77	Br	216	THR
77	Br	228	ALA
77	Br	230	VAL
77	Br	278	PRO
77	Br	293	SER
77	Br	300	LEU
77	Br	304	LYS
77	Br	308	LYS
77	Br	344	GLN
77	Br	366	ASN

Continued on next page...

Continued from previous page...

Mol	Chain	Res	Type
78	Bs	3	GLU
79	Bt	5	PRO
79	Bt	14	ASP
79	Bt	17	CYS
79	Bt	33	ALA
79	Bt	48	SER
79	Bt	62	ALA
79	Bt	92	GLU
80	Bu	57	ASN
80	Bu	58	ARG
80	Bu	121	GLY
80	Bu	142	ASP
80	Bu	146	PHE
80	Bu	227	GLU
80	Bu	229	THR
80	Bu	239	LYS
80	Bu	264	ARG
80	Bu	269	ARG
80	Bu	299	VAL
81	Bv	10	GLU
81	Bv	18	ARG
81	Bv	59	PRO
81	Bv	170	GLU
81	Bv	177	SER
81	Bv	179	PHE
81	Bv	185	ASP
82	Bw	4	THR
82	Bw	15	VAL
82	Bw	19	LYS
82	Bw	22	PRO
82	Bw	29	LYS
82	Bw	225	PRO
82	Bw	235	HIS
82	Bw	242	TYR
83	Bx	44	PRO
83	Bx	47	PHE
83	Bx	49	ILE
83	Bx	52	ASP
83	Bx	56	ALA
83	Bx	90	GLN
83	Bx	195	ASP
83	Bx	216	VAL

Continued on next page...

Continued from previous page...

Mol	Chain	Res	Type
83	Bx	271	ALA
83	Bx	272	ALA
84	By	7	ASP
84	By	8	GLN
84	By	12	PRO
84	By	19	VAL
84	By	43	ASP
84	By	57	ARG
84	By	59	PHE
1	A0	53	GLY
1	A0	108	THR
2	A1	32	PRO
2	A1	33	HIS
2	A1	134	PRO
2	A1	151	THR
2	A1	245	ASN
3	A2	38	SER
3	A2	54	ILE
3	A2	150	ARG
4	A3	29	GLY
4	A3	45	ALA
4	A3	123	PRO
4	A3	136	LEU
4	A3	151	GLY
4	A3	155	ASP
5	A4	47	HIS
5	A4	61	LYS
5	A4	105	THR
6	A5	9	HIS
6	A5	13	ILE
6	A5	16	GLY
6	A5	22	ARG
6	A5	168	HIS
7	A6	17	PRO
7	A6	97	SER
7	A6	135	VAL
7	A6	145	PHE
7	A6	186	GLY
8	A7	50	HIS
8	A7	55	SER
8	A7	154	TRP
9	A8	22	CYS

Continued on next page...

Continued from previous page...

Mol	Chain	Res	Type
10	A9	129	GLY
11	AC	43	VAL
11	AC	79	SER
11	AC	176	VAL
11	AC	203	GLY
12	AD	88	TYR
12	AD	92	ASP
12	AD	95	PRO
12	AD	103	LYS
13	AE	24	TYR
13	AE	55	GLY
13	AE	75	PRO
13	AE	173	LYS
16	AH	41	SER
17	AI	55	HIS
17	AI	74	VAL
17	AI	81	LYS
18	AJ	82	THR
18	AJ	98	GLN
19	AK	30	ALA
19	AK	49	THR
20	AL	99	ILE
20	AL	122	PRO
21	AM	85	LEU
21	AM	120	ALA
21	AM	133	ARG
21	AM	145	LYS
21	AM	149	VAL
22	AO	57	SER
22	AO	64	PRO
22	AO	159	LYS
22	AO	164	THR
23	AP	68	SER
23	AP	82	ARG
23	AP	117	GLY
23	AP	188	ILE
23	AP	215	ARG
24	AQ	65	THR
25	AR	12	VAL
25	AR	81	GLY
26	AS	37	LYS
26	AS	105	PHE

Continued on next page...

Continued from previous page...

Mol	Chain	Res	Type
26	AS	126	SER
27	AT	10	VAL
27	AT	115	LYS
28	AU	33	TRP
28	AU	75	LEU
28	AU	101	SER
29	AV	6	ARG
29	AV	28	CYS
29	AV	49	GLN
29	AV	64	SER
29	AV	88	VAL
30	AW	52	THR
31	AX	93	ARG
31	AX	194	ILE
33	AZ	82	GLY
42	BI	10	LYS
42	BI	99	MET
42	BI	168	HIS
44	BK	10	ARG
44	BK	14	ASN
44	BK	57	LEU
44	BK	108	ALA
44	BK	115	MET
44	BK	160	PRO
45	BL	154	ARG
45	BL	159	HIS
46	BM	40	LYS
47	BN	78	ARG
47	BN	130	LEU
47	BN	139	GLN
47	BN	156	SER
47	BN	172	GLU
47	BN	202	ALA
48	BO	85	LYS
48	BO	91	HIS
48	BO	142	ALA
48	BO	210	GLN
49	BP	33	ALA
49	BP	92	VAL
49	BP	159	ALA
49	BP	184	VAL
50	BQ	51	HIS

Continued on next page...

Continued from previous page...

Mol	Chain	Res	Type
50	BQ	72	THR
50	BQ	99	GLY
50	BQ	108	GLY
50	BQ	130	LEU
50	BQ	154	PRO
50	BQ	174	LYS
50	BQ	214	ARG
51	BR	8	PRO
51	BR	41	LEU
51	BR	65	GLY
52	BS	26	VAL
52	BS	138	ARG
52	BS	178	VAL
53	BT	55	VAL
53	BT	74	ARG
53	BT	77	GLY
54	BU	18	LYS
54	BU	131	SER
54	BU	141	LYS
54	BU	145	VAL
54	BU	157	ILE
55	BV	44	LEU
55	BV	61	LYS
56	BW	4	ASP
56	BW	8	VAL
56	BW	18	ALA
56	BW	72	ARG
56	BW	118	GLY
56	BW	136	PRO
57	BX	47	LYS
59	BZ	7	ARG
59	BZ	50	ASP
60	Ba	3	PHE
60	Ba	18	ALA
60	Ba	34	GLU
60	Ba	54	ARG
60	Ba	60	SER
61	Bb	15	THR
61	Bb	32	ARG
61	Bb	51	GLY
61	Bb	65	LYS
61	Bb	113	GLY

Continued on next page...

Continued from previous page...

Mol	Chain	Res	Type
62	Bc	39	THR
62	Bc	59	ARG
62	Bc	97	ASP
63	Bd	23	PRO
63	Bd	24	PRO
63	Bd	29	MET
64	Be	117	GLU
64	Be	118	ALA
64	Be	162	CYS
64	Be	173	GLY
64	Be	180	LEU
64	Be	216	HIS
65	Bf	242	GLY
65	Bf	268	SER
65	Bf	295	PRO
65	Bf	304	LYS
65	Bf	315	ARG
65	Bf	420	SER
65	Bf	444	ASP
67	Bh	3	ARG
67	Bh	44	LYS
67	Bh	56	VAL
67	Bh	99	ARG
67	Bh	124	ASP
67	Bh	160	GLY
67	Bh	162	LYS
69	Bj	48	VAL
69	Bj	56	GLY
69	Bj	115	GLN
70	Bk	103	GLU
70	Bk	126	LYS
71	Bl	103	SER
72	Bm	8	ALA
72	Bm	22	GLY
72	Bm	25	THR
72	Bm	34	SER
72	Bm	40	LEU
72	Bm	78	LEU
73	Bn	41	ARG
73	Bn	81	ASP
74	Bo	5	THR
74	Bo	8	MET

Continued on next page...

Continued from previous page...

Mol	Chain	Res	Type
74	Bo	40	SER
74	Bo	72	SER
74	Bo	92	SER
75	Bp	18	LYS
75	Bp	60	ILE
75	Bp	72	ARG
76	Bq	22	PRO
76	Bq	47	THR
77	Br	14	GLU
77	Br	63	ALA
77	Br	217	ARG
77	Br	232	SER
77	Br	269	SER
77	Br	314	ARG
78	Bs	34	CYS
79	Bt	75	SER
79	Bt	103	ASP
79	Bt	104	PRO
80	Bu	8	LYS
80	Bu	115	LEU
80	Bu	132	VAL
80	Bu	139	GLN
80	Bu	154	VAL
80	Bu	160	THR
80	Bu	194	ASP
80	Bu	298	ALA
81	Bv	41	GLY
82	Bw	6	LEU
82	Bw	94	ALA
82	Bw	97	LYS
82	Bw	174	GLN
82	Bw	234	ARG
82	Bw	240	GLY
82	Bw	241	ASP
83	Bx	42	ALA
83	Bx	95	LEU
83	Bx	136	THR
83	Bx	139	THR
83	Bx	246	TRP
83	Bx	263	ARG
83	Bx	267	ALA
84	By	5	SER

Continued on next page...

Continued from previous page...

Mol	Chain	Res	Type
84	By	21	ASP
84	By	45	ARG
84	By	105	ASN
84	By	168	LYS
1	A0	34	ALA
1	A0	36	LYS
1	A0	78	ASN
1	A0	206	ILE
1	A0	226	ASP
2	A1	19	LYS
3	A2	36	PRO
3	A2	173	SER
5	A4	100	ALA
5	A4	120	SER
6	A5	33	PRO
6	A5	38	LEU
6	A5	156	SER
7	A6	117	LEU
8	A7	11	GLY
8	A7	28	ALA
8	A7	65	GLY
8	A7	239	PRO
8	A7	276	PRO
9	A8	35	TYR
10	A9	92	ARG
10	A9	124	PRO
11	AC	58	HIS
11	AC	102	ALA
11	AC	140	ILE
11	AC	164	ARG
12	AD	29	PRO
12	AD	31	GLY
12	AD	35	GLY
12	AD	45	PRO
12	AD	67	ALA
13	AE	38	SER
13	AE	69	TYR
13	AE	164	ALA
14	AF	76	TYR
16	AH	29	SER
16	AH	40	MET
16	AH	59	ARG

Continued on next page...

Continued from previous page...

Mol	Chain	Res	Type
16	AH	92	ALA
16	AH	131	ASP
17	AI	78	GLU
18	AJ	59	GLY
19	AK	5	LYS
20	AL	6	THR
20	AL	65	PRO
20	AL	92	ASP
21	AM	28	PRO
22	AO	163	GLU
23	AP	70	PRO
23	AP	185	GLY
23	AP	240	TRP
23	AP	248	ASP
25	AR	15	ASP
26	AS	135	ARG
27	AT	65	PHE
27	AT	103	MET
27	AT	107	LYS
29	AV	5	ARG
29	AV	100	TYR
30	AW	53	SER
30	AW	83	LYS
31	AX	61	LYS
32	AY	10	ARG
42	BI	5	LEU
42	BI	8	VAL
42	BI	61	PRO
42	BI	149	ARG
42	BI	152	GLY
43	BJ	11	GLU
43	BJ	27	GLU
43	BJ	45	ARG
43	BJ	146	LEU
44	BK	100	ASN
44	BK	169	LYS
45	BL	17	ARG
45	BL	115	GLU
45	BL	147	HIS
46	BM	60	CYS
47	BN	104	ARG
47	BN	175	ARG

Continued on next page...

Continued from previous page...

Mol	Chain	Res	Type
47	BN	180	GLU
48	BO	132	ARG
48	BO	166	TRP
48	BO	199	ASN
48	BO	205	LEU
48	BO	209	PRO
49	BP	17	ARG
50	BQ	74	GLN
50	BQ	129	ASN
50	BQ	203	PRO
51	BR	5	SER
52	BS	68	ASP
52	BS	84	SER
53	BT	133	ARG
54	BU	22	HIS
54	BU	32	THR
54	BU	124	PRO
56	BW	138	ILE
57	BX	57	PRO
57	BX	63	PRO
57	BX	66	VAL
57	BX	102	ASN
58	BY	10	HIS
58	BY	64	ARG
58	BY	71	VAL
61	Bb	116	GLN
62	Bc	65	LYS
62	Bc	67	GLY
62	Bc	87	LYS
62	Bc	103	ALA
63	Bd	25	LEU
63	Bd	35	GLY
64	Be	77	VAL
64	Be	212	GLY
65	Bf	65	LEU
65	Bf	82	SER
65	Bf	314	SER
65	Bf	353	THR
65	Bf	443	LYS
67	Bh	27	ALA
68	Bi	14	ARG
68	Bi	20	ARG

Continued on next page...

Continued from previous page...

Mol	Chain	Res	Type
68	Bi	25	LEU
68	Bi	49	GLY
68	Bi	59	GLY
68	Bi	126	LYS
69	Bj	7	GLN
70	Bk	77	LYS
71	Bl	97	LYS
72	Bm	7	GLU
72	Bm	23	TYR
72	Bm	77	ALA
73	Bn	32	GLU
74	Bo	51	ALA
77	Br	91	PHE
77	Br	110	TRP
77	Br	146	VAL
77	Br	220	ARG
77	Br	233	LEU
77	Br	309	ARG
79	Bt	6	LYS
79	Bt	58	PHE
80	Bu	92	LEU
80	Bu	120	VAL
80	Bu	131	ALA
80	Bu	144	SER
80	Bu	163	ALA
80	Bu	222	SER
80	Bu	262	LYS
80	Bu	283	LEU
81	Bv	28	LYS
82	Bw	111	PRO
82	Bw	233	ARG
83	Bx	114	THR
84	By	13	GLU
84	By	175	ASP
1	A0	79	GLU
1	A0	208	PRO
2	A1	51	TYR
2	A1	139	HIS
2	A1	147	PRO
4	A3	20	ASP
4	A3	90	GLY
4	A3	153	THR

Continued on next page...

Continued from previous page...

Mol	Chain	Res	Type
5	A4	113	LYS
7	A6	16	ARG
7	A6	133	ILE
8	A7	194	GLY
12	AD	2	THR
12	AD	44	LEU
12	AD	102	HIS
13	AE	19	GLN
13	AE	70	ILE
13	AE	80	VAL
15	AG	26	LEU
15	AG	107	LYS
17	AI	132	PRO
17	AI	133	VAL
18	AJ	3	MET
19	AK	32	GLN
19	AK	133	LYS
19	AK	148	TYR
20	AL	24	LEU
21	AM	129	GLY
21	AM	134	GLY
21	AM	142	ARG
22	AO	98	SER
23	AP	183	PRO
23	AP	234	PHE
24	AQ	49	GLY
24	AQ	66	PRO
25	AR	47	ASN
25	AR	85	ILE
26	AS	110	HIS
27	AT	37	TRP
27	AT	110	ALA
27	AT	131	LYS
28	AU	80	ALA
30	AW	3	PHE
31	AX	58	LEU
32	AY	22	SER
32	AY	46	ALA
42	BI	134	ALA
44	BK	13	LYS
44	BK	206	ILE
45	BL	70	GLU

Continued on next page...

Continued from previous page...

Mol	Chain	Res	Type
46	BM	90	ARG
46	BM	93	LYS
46	BM	141	CYS
47	BN	8	ILE
47	BN	13	GLN
47	BN	16	HIS
47	BN	28	LYS
47	BN	188	LYS
49	BP	136	PRO
50	BQ	31	LYS
50	BQ	143	THR
50	BQ	176	ARG
52	BS	146	PRO
52	BS	162	ARG
52	BS	176	ALA
54	BU	81	ARG
55	BV	45	SER
55	BV	60	ARG
55	BV	115	ASP
56	BW	44	TYR
56	BW	93	THR
58	BY	17	HIS
58	BY	87	VAL
59	BZ	56	LYS
60	Ba	57	SER
60	Ba	91	GLU
62	Bc	40	LYS
62	Bc	42	GLN
62	Bc	74	LYS
64	Be	83	PHE
64	Be	120	VAL
64	Be	229	ALA
65	Bf	60	PRO
65	Bf	66	GLY
65	Bf	148	VAL
65	Bf	174	LYS
65	Bf	322	ARG
65	Bf	347	MET
65	Bf	350	ASN
65	Bf	351	GLN
65	Bf	354	THR
65	Bf	390	ARG

Continued on next page...

Continued from previous page...

Mol	Chain	Res	Type
67	Bh	161	GLY
68	Bi	10	ILE
68	Bi	100	THR
70	Bk	107	LYS
71	Bl	51	LEU
71	Bl	87	TYR
71	Bl	88	LYS
71	Bl	119	SER
73	Bn	20	ARG
74	Bo	46	ALA
75	Bp	30	LYS
77	Br	147	ALA
77	Br	174	GLY
77	Br	176	ILE
80	Bu	5	LYS
80	Bu	260	PRO
81	Bv	7	LYS
82	Bw	43	LYS
83	Bx	249	LEU
84	By	22	ARG
2	A1	74	ARG
2	A1	92	THR
2	A1	238	LYS
5	A4	37	LYS
5	A4	48	ILE
5	A4	104	ILE
5	A4	108	PRO
6	A5	35	ASN
8	A7	45	PRO
11	AC	109	ASP
11	AC	141	PRO
11	AC	195	ILE
14	AF	121	CYS
16	AH	121	ARG
17	AI	25	ARG
19	AK	142	THR
20	AL	66	VAL
20	AL	67	ARG
20	AL	85	VAL
22	AO	54	VAL
22	AO	63	ALA
23	AP	190	ALA

Continued on next page...

Continued from previous page...

Mol	Chain	Res	Type
23	AP	257	LEU
24	AQ	42	ASN
25	AR	17	TYR
27	AT	9	GLU
29	AV	90	ALA
31	AX	77	ASN
42	BI	15	VAL
42	BI	105	LEU
42	BI	139	THR
43	BJ	40	PRO
44	BK	15	LYS
44	BK	110	ARG
44	BK	131	ILE
47	BN	80	PHE
47	BN	103	ASP
47	BN	167	VAL
49	BP	152	LYS
49	BP	157	THR
49	BP	158	PRO
50	BQ	218	LEU
51	BR	10	VAL
51	BR	61	LYS
51	BR	78	GLN
52	BS	136	VAL
52	BS	137	ARG
52	BS	165	ARG
52	BS	168	PHE
54	BU	54	HIS
54	BU	142	LYS
56	BW	116	ILE
58	BY	37	ARG
59	BZ	57	ARG
61	Bb	70	LYS
61	Bb	91	LYS
61	Bb	115	LEU
64	Be	87	SER
64	Be	109	GLU
65	Bf	59	HIS
65	Bf	224	ASN
65	Bf	266	GLN
65	Bf	377	ASN
65	Bf	423	ILE

Continued on next page...

Continued from previous page...

Mol	Chain	Res	Type
65	Bf	430	THR
69	Bj	6	VAL
69	Bj	79	TYR
70	Bk	102	ASN
71	Bl	76	VAL
71	Bl	131	VAL
73	Bn	63	ARG
74	Bo	60	CYS
74	Bo	70	THR
75	Bp	48	ALA
75	Bp	80	PRO
77	Br	270	THR
80	Bu	38	LEU
80	Bu	245	MET
80	Bu	270	PRO
81	Bv	58	GLY
81	Bv	186	ALA
82	Bw	230	ARG
83	Bx	48	GLY
83	Bx	128	GLU
83	Bx	148	GLY
84	By	116	GLU
1	A0	223	PRO
2	A1	34	LYS
3	A2	172	ASN
4	A3	91	TYR
4	A3	135	ARG
6	A5	59	ARG
12	AD	30	LEU
16	AH	12	SER
17	AI	60	ALA
23	AP	230	LYS
32	AY	27	LYS
32	AY	61	PRO
42	BI	100	THR
47	BN	164	GLY
47	BN	165	GLY
49	BP	4	ALA
51	BR	68	GLY
57	BX	45	LYS
57	BX	54	PHE
57	BX	67	LYS

Continued on next page...

Continued from previous page...

Mol	Chain	Res	Type
61	Bb	118	PRO
62	Bc	37	ASN
65	Bf	298	THR
65	Bf	344	ALA
65	Bf	369	PHE
65	Bf	425	HIS
77	Br	98	GLY
77	Br	271	VAL
77	Br	310	PRO
81	Bv	187	PRO
82	Bw	227	GLY
83	Bx	273	ALA
84	By	112	ASN
2	A1	131	GLY
5	A4	18	PRO
5	A4	44	PRO
8	A7	138	VAL
13	AE	30	VAL
21	AM	13	ILE
23	AP	237	PRO
31	AX	59	GLY
31	AX	201	PRO
32	AY	21	VAL
42	BI	137	ALA
44	BK	204	GLY
46	BM	14	VAL
47	BN	29	VAL
69	Bj	37	GLY
69	Bj	162	ALA
71	Bl	66	VAL
73	Bn	62	GLY
74	Bo	52	VAL
76	Bq	24	PRO
77	Br	75	ILE
13	AE	34	ILE
26	AS	40	PRO
29	AV	79	ILE
44	BK	29	PRO
45	BL	15	PRO
46	BM	88	PRO
47	BN	53	PRO
52	BS	4	PRO

Continued on next page...

Continued from previous page...

Mol	Chain	Res	Type
52	BS	152	PRO
57	BX	62	ARG
60	Ba	61	ILE
65	Bf	229	VAL
65	Bf	305	VAL
72	Bm	41	PRO
74	Bo	67	GLY
80	Bu	207	GLY
81	Bv	16	VAL
82	Bw	45	ILE
83	Bx	94	VAL
7	A6	174	VAL
23	AP	45	PRO
33	AZ	83	PRO
51	BR	38	GLY
80	Bu	70	VAL
80	Bu	162	GLY
5	A4	99	VAL
13	AE	46	GLY
14	AF	105	GLY
15	AG	17	PRO
17	AI	61	PRO
21	AM	132	VAL
29	AV	92	PRO
49	BP	154	VAL
67	Bh	176	PRO
82	Bw	104	ILE
4	A3	179	ILE
23	AP	71	ILE
46	BM	104	ILE
81	Bv	54	LEU

5.3.2 Protein sidechains [i](#)

In the following table, the Percentiles column shows the percent sidechain outliers of the chain as a percentile score with respect to all PDB entries followed by that with respect to all EM entries.

The Analysed column shows the number of residues for which the sidechain conformation was analysed, and the total number of residues.

Continued on next page...

Continued from previous page...

Mol	Chain	Analysed	Rotameric	Outliers	Percentiles	
1	A0	189/218 (87%)	159 (84%)	30 (16%)	2	14
2	A1	209/231 (90%)	172 (82%)	37 (18%)	2	11
3	A2	158/160 (99%)	132 (84%)	26 (16%)	2	13
4	A3	207/207 (100%)	174 (84%)	33 (16%)	2	14
5	A4	176/187 (94%)	144 (82%)	32 (18%)	1	10
6	A5	158/180 (88%)	140 (89%)	18 (11%)	5	23
7	A6	162/166 (98%)	137 (85%)	25 (15%)	2	15
8	A7	264/267 (99%)	232 (88%)	32 (12%)	5	21
9	A8	36/49 (74%)	32 (89%)	4 (11%)	6	24
10	A9	57/126 (45%)	52 (91%)	5 (9%)	10	33
11	AC	179/243 (74%)	143 (80%)	36 (20%)	1	8
12	AD	92/131 (70%)	81 (88%)	11 (12%)	5	21
13	AE	143/156 (92%)	126 (88%)	17 (12%)	5	21
14	AF	102/120 (85%)	99 (97%)	3 (3%)	42	64
15	AG	124/131 (95%)	110 (89%)	14 (11%)	6	23
16	AH	95/112 (85%)	83 (87%)	12 (13%)	4	20
17	AI	110/128 (86%)	102 (93%)	8 (7%)	14	40
18	AJ	108/109 (99%)	90 (83%)	18 (17%)	2	13
19	AK	123/124 (99%)	105 (85%)	18 (15%)	3	16
20	AL	111/122 (91%)	101 (91%)	10 (9%)	9	32
21	AM	133/133 (100%)	121 (91%)	12 (9%)	9	32
22	AO	123/137 (90%)	107 (87%)	16 (13%)	4	19
23	AP	185/204 (91%)	154 (83%)	31 (17%)	2	12
24	AQ	94/104 (90%)	84 (89%)	10 (11%)	6	25
25	AR	66/150 (44%)	55 (83%)	11 (17%)	2	13
26	AS	117/118 (99%)	105 (90%)	12 (10%)	7	26
27	AT	110/116 (95%)	82 (74%)	28 (26%)	0	4
28	AU	73/94 (78%)	67 (92%)	6 (8%)	11	36
29	AV	87/97 (90%)	74 (85%)	13 (15%)	3	16
30	AW	71/75 (95%)	58 (82%)	13 (18%)	1	10

Continued on next page...

Continued from previous page...

Mol	Chain	Analysed	Rotameric	Outliers	Percentiles	
31	AX	173/180 (96%)	155 (90%)	18 (10%)	7	26
32	AY	52/53 (98%)	41 (79%)	11 (21%)	1	6
33	AZ	57/84 (68%)	52 (91%)	5 (9%)	10	33
42	BI	164/165 (99%)	140 (85%)	24 (15%)	3	16
43	BJ	201/201 (100%)	189 (94%)	12 (6%)	19	46
44	BK	184/185 (100%)	154 (84%)	30 (16%)	2	13
45	BL	146/167 (87%)	120 (82%)	26 (18%)	2	11
46	BM	114/137 (83%)	106 (93%)	8 (7%)	15	41
47	BN	185/188 (98%)	142 (77%)	43 (23%)	1	5
48	BO	175/195 (90%)	150 (86%)	25 (14%)	3	17
49	BP	156/160 (98%)	139 (89%)	17 (11%)	6	24
50	BQ	176/193 (91%)	147 (84%)	29 (16%)	2	13
51	BR	132/144 (92%)	106 (80%)	26 (20%)	1	8
52	BS	160/160 (100%)	130 (81%)	30 (19%)	1	9
53	BT	170/198 (86%)	144 (85%)	26 (15%)	2	15
54	BU	133/134 (99%)	115 (86%)	18 (14%)	4	18
55	BV	95/116 (82%)	85 (90%)	10 (10%)	7	26
56	BW	107/108 (99%)	86 (80%)	21 (20%)	1	8
57	BX	108/136 (79%)	97 (90%)	11 (10%)	7	26
58	BY	85/102 (83%)	78 (92%)	7 (8%)	11	36
59	BZ	110/125 (88%)	98 (89%)	12 (11%)	6	24
60	Ba	116/117 (99%)	100 (86%)	16 (14%)	3	18
61	Bb	115/116 (99%)	95 (83%)	20 (17%)	2	11
62	Bc	124/130 (95%)	95 (77%)	29 (23%)	1	5
63	Bd	58/59 (98%)	54 (93%)	4 (7%)	15	42
64	Be	145/204 (71%)	122 (84%)	23 (16%)	2	14
65	Bf	349/360 (97%)	305 (87%)	44 (13%)	4	20
66	Bg	84/92 (91%)	72 (86%)	12 (14%)	3	17
67	Bh	162/162 (100%)	136 (84%)	26 (16%)	2	14
68	Bi	113/117 (97%)	96 (85%)	17 (15%)	3	16
69	Bj	130/137 (95%)	105 (81%)	25 (19%)	1	9

Continued on next page...

Continued from previous page...

Mol	Chain	Analysed	Rotameric	Outliers	Percentiles	
70	Bk	75/114 (66%)	60 (80%)	15 (20%)	1	8
71	Bl	97/126 (77%)	81 (84%)	16 (16%)	2	13
72	Bm	87/90 (97%)	72 (83%)	15 (17%)	2	12
73	Bn	70/71 (99%)	55 (79%)	15 (21%)	1	6
74	Bo	74/76 (97%)	59 (80%)	15 (20%)	1	7
75	Bp	76/77 (99%)	68 (90%)	8 (10%)	7	26
76	Bq	46/47 (98%)	35 (76%)	11 (24%)	0	4
77	Br	304/310 (98%)	251 (83%)	53 (17%)	2	11
78	Bs	46/111 (41%)	38 (83%)	8 (17%)	2	11
79	Bt	94/95 (99%)	83 (88%)	11 (12%)	5	22
80	Bu	238/247 (96%)	199 (84%)	39 (16%)	2	13
81	Bv	132/160 (82%)	112 (85%)	20 (15%)	3	15
82	Bw	213/213 (100%)	176 (83%)	37 (17%)	2	11
83	Bx	203/229 (89%)	173 (85%)	30 (15%)	3	16
84	By	172/172 (100%)	138 (80%)	34 (20%)	1	8
All	All	10068/11158 (90%)	8575 (85%)	1493 (15%)	6	16

All (1493) residues with a non-rotameric sidechain are listed below:

Mol	Chain	Res	Type
1	A0	33	VAL
1	A0	65	VAL
1	A0	79	GLU
1	A0	83	TYR
1	A0	96	ARG
1	A0	98	LEU
1	A0	106	ASP
1	A0	110	ASP
1	A0	113	TYR
1	A0	114	TYR
1	A0	116	LEU
1	A0	119	TRP
1	A0	121	THR
1	A0	127	VAL
1	A0	133	ASP
1	A0	142	ILE
1	A0	145	THR

Continued on next page...

Continued from previous page...

Mol	Chain	Res	Type
1	A0	150	ASN
1	A0	153	SER
1	A0	159	LYS
1	A0	165	TRP
1	A0	168	MET
1	A0	201	LYS
1	A0	204	ASN
1	A0	207	ILE
1	A0	211	ASP
1	A0	215	ARG
1	A0	221	ARG
1	A0	224	LYS
1	A0	231	ILE
2	A1	17	LEU
2	A1	21	THR
2	A1	23	VAL
2	A1	27	ARG
2	A1	35	LEU
2	A1	39	LEU
2	A1	45	ILE
2	A1	51	TYR
2	A1	56	LEU
2	A1	63	ARG
2	A1	68	CYS
2	A1	83	PHE
2	A1	89	ILE
2	A1	96	PHE
2	A1	101	ASP
2	A1	103	LYS
2	A1	111	VAL
2	A1	112	SER
2	A1	121	MET
2	A1	127	TYR
2	A1	128	THR
2	A1	139	HIS
2	A1	153	ARG
2	A1	157	LEU
2	A1	162	LYS
2	A1	168	ASP
2	A1	211	SER
2	A1	215	PHE
2	A1	221	ASN

Continued on next page...

Continued from previous page...

Mol	Chain	Res	Type
2	A1	227	LYS
2	A1	229	MET
2	A1	239	GLN
2	A1	242	LEU
2	A1	245	ASN
2	A1	246	VAL
2	A1	252	GLU
2	A1	253	LYS
3	A2	9	PHE
3	A2	20	THR
3	A2	27	TYR
3	A2	28	ILE
3	A2	30	ARG
3	A2	35	VAL
3	A2	37	HIS
3	A2	47	PHE
3	A2	52	ILE
3	A2	56	GLU
3	A2	60	ASN
3	A2	69	ASN
3	A2	72	LYS
3	A2	84	GLU
3	A2	94	PRO
3	A2	113	ARG
3	A2	120	VAL
3	A2	126	ASP
3	A2	128	SER
3	A2	130	MET
3	A2	139	LEU
3	A2	153	LYS
3	A2	174	TYR
3	A2	184	ARG
3	A2	187	LYS
3	A2	190	ARG
4	A3	7	TYR
4	A3	15	GLN
4	A3	19	THR
4	A3	21	GLU
4	A3	26	VAL
4	A3	32	ARG
4	A3	33	LEU
4	A3	54	ARG

Continued on next page...

Continued from previous page...

Mol	Chain	Res	Type
4	A3	57	SER
4	A3	59	LYS
4	A3	66	GLN
4	A3	80	ARG
4	A3	85	PHE
4	A3	88	PHE
4	A3	91	TYR
4	A3	95	ARG
4	A3	115	THR
4	A3	116	VAL
4	A3	122	GLN
4	A3	127	VAL
4	A3	134	ARG
4	A3	140	ARG
4	A3	152	ARG
4	A3	161	ILE
4	A3	173	ARG
4	A3	175	LYS
4	A3	177	PRO
4	A3	180	GLN
4	A3	194	LYS
4	A3	210	ARG
4	A3	215	LEU
4	A3	237	ASN
4	A3	239	GLN
5	A4	2	SER
5	A4	6	HIS
5	A4	10	LEU
5	A4	14	LYS
5	A4	27	ARG
5	A4	29	LEU
5	A4	30	PHE
5	A4	32	LEU
5	A4	49	ASN
5	A4	50	THR
5	A4	62	THR
5	A4	71	ARG
5	A4	79	ILE
5	A4	90	ARG
5	A4	97	VAL
5	A4	102	ARG
5	A4	105	THR

Continued on next page...

Continued from previous page...

Mol	Chain	Res	Type
5	A4	110	ASP
5	A4	112	TYR
5	A4	114	LEU
5	A4	116	GLN
5	A4	121	ARG
5	A4	130	ILE
5	A4	135	ILE
5	A4	138	CYS
5	A4	143	ARG
5	A4	162	ARG
5	A4	165	LYS
5	A4	178	TYR
5	A4	183	HIS
5	A4	191	MET
5	A4	192	TRP
6	A5	19	LYS
6	A5	31	ARG
6	A5	33	PRO
6	A5	35	ASN
6	A5	38	LEU
6	A5	42	ARG
6	A5	49	ARG
6	A5	56	ARG
6	A5	61	ASP
6	A5	69	THR
6	A5	70	GLU
6	A5	75	ARG
6	A5	77	ARG
6	A5	88	ASN
6	A5	127	LYS
6	A5	172	GLU
6	A5	202	LEU
6	A5	207	GLU
7	A6	2	ARG
7	A6	4	TYR
7	A6	14	PRO
7	A6	19	GLU
7	A6	22	ARG
7	A6	27	MET
7	A6	30	CYS
7	A6	36	ARG
7	A6	48	LEU

Continued on next page...

Continued from previous page...

Mol	Chain	Res	Type
7	A6	52	ARG
7	A6	60	THR
7	A6	86	ASP
7	A6	99	THR
7	A6	101	PRO
7	A6	104	LEU
7	A6	105	GLU
7	A6	122	HIS
7	A6	125	ARG
7	A6	139	ILE
7	A6	144	SER
7	A6	147	VAL
7	A6	148	ARG
7	A6	149	VAL
7	A6	173	ARG
7	A6	175	LYS
8	A7	10	THR
8	A7	13	ARG
8	A7	19	LEU
8	A7	34	THR
8	A7	56	TYR
8	A7	69	PHE
8	A7	70	VAL
8	A7	75	LEU
8	A7	80	ASN
8	A7	88	ASP
8	A7	91	LEU
8	A7	100	GLN
8	A7	104	LYS
8	A7	122	ARG
8	A7	130	ASP
8	A7	135	VAL
8	A7	158	VAL
8	A7	159	ARG
8	A7	160	PHE
8	A7	174	TRP
8	A7	198	TYR
8	A7	207	ASP
8	A7	211	CYS
8	A7	239	PRO
8	A7	252	MET
8	A7	253	CYS

Continued on next page...

Continued from previous page...

Mol	Chain	Res	Type
8	A7	276	PRO
8	A7	277	GLU
8	A7	278	HIS
8	A7	279	GLN
8	A7	300	LEU
8	A7	307	ASN
9	A8	23	VAL
9	A8	27	ASN
9	A8	28	GLN
9	A8	33	ARG
10	A9	91	HIS
10	A9	97	LYS
10	A9	120	ARG
10	A9	132	VAL
10	A9	152	MET
11	AC	46	MET
11	AC	49	SER
11	AC	57	MET
11	AC	63	THR
11	AC	65	ASN
11	AC	67	SER
11	AC	74	ILE
11	AC	77	ARG
11	AC	84	ILE
11	AC	91	TRP
11	AC	95	ILE
11	AC	96	LEU
11	AC	108	GLN
11	AC	116	ARG
11	AC	124	PHE
11	AC	126	PHE
11	AC	129	LEU
11	AC	144	PHE
11	AC	145	THR
11	AC	147	GLN
11	AC	160	VAL
11	AC	171	ARG
11	AC	177	ASN
11	AC	178	ILE
11	AC	194	ASP
11	AC	205	HIS
11	AC	207	ILE

Continued on next page...

Continued from previous page...

Mol	Chain	Res	Type
11	AC	211	TYR
11	AC	217	GLU
11	AC	221	LEU
11	AC	227	ARG
11	AC	237	LEU
11	AC	238	PHE
11	AC	239	PHE
11	AC	241	ARG
11	AC	242	ASP
12	AD	11	ASP
12	AD	17	PHE
12	AD	33	TRP
12	AD	36	THR
12	AD	41	THR
12	AD	47	LEU
12	AD	65	GLN
12	AD	80	ILE
12	AD	89	LEU
12	AD	95	PRO
12	AD	102	HIS
13	AE	18	VAL
13	AE	27	GLN
13	AE	39	LYS
13	AE	58	PHE
13	AE	65	ILE
13	AE	70	ILE
13	AE	80	VAL
13	AE	83	ARG
13	AE	85	ARG
13	AE	96	MET
13	AE	117	GLN
13	AE	135	PRO
13	AE	143	GLN
13	AE	153	TYR
13	AE	154	ASN
13	AE	172	SER
13	AE	173	LYS
14	AF	39	LYS
14	AF	72	GLU
14	AF	123	CYS
15	AG	4	MET
15	AG	23	PRO

Continued on next page...

Continued from previous page...

Mol	Chain	Res	Type
15	AG	46	SER
15	AG	52	MET
15	AG	53	GLN
15	AG	55	ARG
15	AG	64	LYS
15	AG	65	ASN
15	AG	71	ILE
15	AG	75	LEU
15	AG	97	GLN
15	AG	115	LEU
15	AG	131	ARG
15	AG	141	TYR
16	AH	23	VAL
16	AH	32	ASP
16	AH	43	ARG
16	AH	56	LYS
16	AH	59	ARG
16	AH	69	MET
16	AH	73	ASP
16	AH	75	VAL
16	AH	81	CYS
16	AH	123	GLU
16	AH	126	THR
16	AH	130	THR
17	AI	55	HIS
17	AI	97	VAL
17	AI	104	TYR
17	AI	107	ARG
17	AI	119	ILE
17	AI	130	TYR
17	AI	131	LYS
17	AI	137	ARG
18	AJ	20	ARG
18	AJ	23	ARG
18	AJ	39	GLN
18	AJ	41	MET
18	AJ	49	GLU
18	AJ	51	GLU
18	AJ	52	ILE
18	AJ	54	ASP
18	AJ	57	ARG
18	AJ	60	LYS

Continued on next page...

Continued from previous page...

Mol	Chain	Res	Type
18	AJ	81	CYS
18	AJ	85	ASP
18	AJ	98	GLN
18	AJ	104	LEU
18	AJ	106	THR
18	AJ	108	LEU
18	AJ	111	MET
18	AJ	112	ASP
19	AK	5	LYS
19	AK	11	GLN
19	AK	12	VAL
19	AK	28	THR
19	AK	40	VAL
19	AK	49	THR
19	AK	61	VAL
19	AK	72	ASP
19	AK	74	ARG
19	AK	78	SER
19	AK	80	GLN
19	AK	81	VAL
19	AK	89	GLN
19	AK	115	TYR
19	AK	121	PHE
19	AK	124	ILE
19	AK	129	ARG
19	AK	141	ARG
20	AL	5	ARG
20	AL	17	VAL
20	AL	21	PHE
20	AL	29	TYR
20	AL	55	THR
20	AL	71	LEU
20	AL	73	LEU
20	AL	75	GLU
20	AL	92	ASP
20	AL	100	ARG
21	AM	28	PRO
21	AM	40	ARG
21	AM	60	LEU
21	AM	87	ARG
21	AM	107	ARG
21	AM	121	HIS

Continued on next page...

Continued from previous page...

Mol	Chain	Res	Type
21	AM	122	ARG
21	AM	126	HIS
21	AM	132	VAL
21	AM	133	ARG
21	AM	139	THR
21	AM	140	SER
22	AO	45	MET
22	AO	46	MET
22	AO	52	GLU
22	AO	62	ARG
22	AO	73	ARG
22	AO	74	CYS
22	AO	87	VAL
22	AO	95	ARG
22	AO	96	PHE
22	AO	106	PRO
22	AO	108	ILE
22	AO	140	VAL
22	AO	143	LEU
22	AO	160	MET
22	AO	163	GLU
22	AO	167	LYS
23	AP	43	TRP
23	AP	44	VAL
23	AP	51	ARG
23	AP	62	GLU
23	AP	69	MET
23	AP	74	HIS
23	AP	75	GLN
23	AP	77	VAL
23	AP	78	ASP
23	AP	90	MET
23	AP	97	GLN
23	AP	105	ARG
23	AP	112	ASN
23	AP	133	LEU
23	AP	139	MET
23	AP	160	GLU
23	AP	168	VAL
23	AP	178	ARG
23	AP	183	PRO
23	AP	193	VAL

Continued on next page...

Continued from previous page...

Mol	Chain	Res	Type
23	AP	206	VAL
23	AP	210	SER
23	AP	217	ARG
23	AP	232	TYR
23	AP	236	THR
23	AP	238	ASP
23	AP	239	LEU
23	AP	245	VAL
23	AP	247	ARG
23	AP	256	PHE
23	AP	259	MET
24	AQ	16	ARG
24	AQ	21	MET
24	AQ	24	ARG
24	AQ	37	LEU
24	AQ	38	LEU
24	AQ	47	LEU
24	AQ	48	ARG
24	AQ	52	ARG
24	AQ	76	THR
24	AQ	114	PRO
25	AR	15	ASP
25	AR	29	ILE
25	AR	32	PHE
25	AR	39	ILE
25	AR	46	PRO
25	AR	49	VAL
25	AR	51	ASP
25	AR	59	ILE
25	AR	73	ILE
25	AR	78	ILE
25	AR	85	ILE
26	AS	4	THR
26	AS	7	GLN
26	AS	20	ASN
26	AS	30	SER
26	AS	39	ASN
26	AS	55	ILE
26	AS	66	ILE
26	AS	88	ASP
26	AS	101	LEU
26	AS	120	PHE

Continued on next page...

Continued from previous page...

Mol	Chain	Res	Type
26	AS	123	VAL
26	AS	134	TYR
27	AT	7	LYS
27	AT	9	GLU
27	AT	11	THR
27	AT	13	ARG
27	AT	15	SER
27	AT	25	ARG
27	AT	26	LYS
27	AT	31	GLU
27	AT	34	HIS
27	AT	35	PRO
27	AT	37	TRP
27	AT	38	CYS
27	AT	40	THR
27	AT	42	PRO
27	AT	48	ASN
27	AT	50	LEU
27	AT	59	GLU
27	AT	65	PHE
27	AT	67	PHE
27	AT	76	THR
27	AT	89	MET
27	AT	103	MET
27	AT	111	ARG
27	AT	118	ARG
27	AT	129	LYS
27	AT	132	MET
27	AT	133	GLN
27	AT	134	THR
28	AU	34	SER
28	AU	72	SER
28	AU	95	ILE
28	AU	105	ARG
28	AU	106	VAL
28	AU	108	THR
29	AV	5	ARG
29	AV	12	LYS
29	AV	17	ARG
29	AV	19	ARG
29	AV	28	CYS
29	AV	44	ARG

Continued on next page...

Continued from previous page...

Mol	Chain	Res	Type
29	AV	57	GLU
29	AV	61	ILE
29	AV	66	PHE
29	AV	68	MET
29	AV	74	LYS
29	AV	78	CYS
29	AV	94	GLU
30	AW	3	PHE
30	AW	4	PHE
30	AW	11	PRO
30	AW	14	ARG
30	AW	20	HIS
30	AW	23	ARG
30	AW	25	LEU
30	AW	30	ASN
30	AW	35	ASP
30	AW	48	TYR
30	AW	57	CYS
30	AW	66	ARG
30	AW	83	LYS
31	AX	10	MET
31	AX	22	GLU
31	AX	36	VAL
31	AX	37	GLU
31	AX	39	ARG
31	AX	43	THR
31	AX	51	SER
31	AX	54	THR
31	AX	66	ARG
31	AX	72	LEU
31	AX	75	ARG
31	AX	108	LEU
31	AX	136	THR
31	AX	144	GLN
31	AX	147	LYS
31	AX	152	ARG
31	AX	156	MET
31	AX	201	PRO
32	AY	4	VAL
32	AY	18	THR
32	AY	25	GLU
32	AY	26	LYS

Continued on next page...

Continued from previous page...

Mol	Chain	Res	Type
32	AY	31	ARG
32	AY	36	LYS
32	AY	38	LEU
32	AY	41	THR
32	AY	49	LEU
32	AY	59	LYS
32	AY	60	GLN
33	AZ	55	ASN
33	AZ	57	THR
33	AZ	64	MET
33	AZ	86	GLU
33	AZ	97	ARG
42	BI	13	ARG
42	BI	32	LEU
42	BI	48	ILE
42	BI	57	ASN
42	BI	69	VAL
42	BI	70	CYS
42	BI	72	ARG
42	BI	75	THR
42	BI	77	TRP
42	BI	80	LYS
42	BI	95	ASP
42	BI	96	ASP
42	BI	101	ARG
42	BI	108	CYS
42	BI	112	PHE
42	BI	115	SER
42	BI	119	ARG
42	BI	143	THR
42	BI	144	MET
42	BI	147	ARG
42	BI	151	SER
42	BI	171	PRO
42	BI	179	GLU
42	BI	193	LYS
43	BJ	30	ASP
43	BJ	38	TYR
43	BJ	41	GLN
43	BJ	60	MET
43	BJ	63	CYS
43	BJ	78	ASP

Continued on next page...

Continued from previous page...

Mol	Chain	Res	Type
43	BJ	93	ASN
43	BJ	94	LYS
43	BJ	95	LYS
43	BJ	159	VAL
43	BJ	177	ARG
43	BJ	188	VAL
44	BK	8	CYS
44	BK	14	ASN
44	BK	17	TYR
44	BK	24	ARG
44	BK	30	ARG
44	BK	49	CYS
44	BK	53	VAL
44	BK	54	SER
44	BK	59	GLN
44	BK	69	ARG
44	BK	86	HIS
44	BK	87	MET
44	BK	90	ARG
44	BK	99	ILE
44	BK	101	LYS
44	BK	102	MET
44	BK	103	LEU
44	BK	115	MET
44	BK	121	LYS
44	BK	128	ARG
44	BK	142	ASP
44	BK	143	THR
44	BK	151	SER
44	BK	153	ARG
44	BK	169	LYS
44	BK	177	LEU
44	BK	185	ARG
44	BK	191	GLN
44	BK	196	HIS
44	BK	200	ILE
45	BL	17	ARG
45	BL	21	VAL
45	BL	24	LEU
45	BL	25	CYS
45	BL	51	THR
45	BL	53	VAL

Continued on next page...

Continued from previous page...

Mol	Chain	Res	Type
45	BL	58	ARG
45	BL	67	ARG
45	BL	74	VAL
45	BL	77	THR
45	BL	88	GLU
45	BL	113	ILE
45	BL	117	ILE
45	BL	132	MET
45	BL	133	ASP
45	BL	140	ARG
45	BL	141	ARG
45	BL	148	ARG
45	BL	151	ARG
45	BL	153	SER
45	BL	157	PHE
45	BL	159	HIS
45	BL	162	ARG
45	BL	167	MET
45	BL	175	ASP
45	BL	180	GLN
46	BM	9	GLN
46	BM	12	THR
46	BM	45	ASP
46	BM	67	ARG
46	BM	80	ARG
46	BM	87	GLU
46	BM	99	LYS
46	BM	100	HIS
47	BN	6	ASN
47	BN	10	HIS
47	BN	11	VAL
47	BN	14	ARG
47	BN	16	HIS
47	BN	23	GLN
47	BN	28	LYS
47	BN	32	ASN
47	BN	52	PHE
47	BN	62	GLN
47	BN	64	ASN
47	BN	65	CYS
47	BN	66	PRO
47	BN	71	ASN

Continued on next page...

Continued from previous page...

Mol	Chain	Res	Type
47	BN	72	MET
47	BN	74	ARG
47	BN	78	ARG
47	BN	80	PHE
47	BN	84	GLU
47	BN	91	LYS
47	BN	93	ARG
47	BN	96	ARG
47	BN	103	ASP
47	BN	104	ARG
47	BN	105	ARG
47	BN	111	GLU
47	BN	112	GLU
47	BN	114	MET
47	BN	119	GLN
47	BN	126	SER
47	BN	135	ARG
47	BN	149	LYS
47	BN	158	TYR
47	BN	167	VAL
47	BN	171	ARG
47	BN	177	VAL
47	BN	189	PHE
47	BN	192	LYS
47	BN	193	ASN
47	BN	194	HIS
47	BN	204	ASN
47	BN	210	LYS
47	BN	214	GLU
48	BO	23	ASP
48	BO	25	ILE
48	BO	34	LEU
48	BO	56	CYS
48	BO	67	ARG
48	BO	75	PHE
48	BO	99	ILE
48	BO	103	ARG
48	BO	112	ARG
48	BO	132	ARG
48	BO	137	VAL
48	BO	140	PRO
48	BO	144	ARG

Continued on next page...

Continued from previous page...

Mol	Chain	Res	Type
48	BO	155	THR
48	BO	162	LYS
48	BO	176	GLU
48	BO	179	ARG
48	BO	189	LYS
48	BO	193	VAL
48	BO	197	TRP
48	BO	201	ARG
48	BO	202	LYS
48	BO	206	LYS
48	BO	207	LYS
48	BO	208	MET
49	BP	8	ARG
49	BP	13	VAL
49	BP	17	ARG
49	BP	19	PRO
49	BP	20	ARG
49	BP	38	VAL
49	BP	59	LEU
49	BP	62	CYS
49	BP	66	SER
49	BP	69	CYS
49	BP	74	LEU
49	BP	112	GLN
49	BP	120	ARG
49	BP	128	PHE
49	BP	133	LYS
49	BP	140	HIS
49	BP	183	LYS
50	BQ	20	SER
50	BQ	24	LEU
50	BQ	35	VAL
50	BQ	40	GLN
50	BQ	48	ARG
50	BQ	63	GLU
50	BQ	64	LYS
50	BQ	66	ARG
50	BQ	67	MET
50	BQ	68	VAL
50	BQ	72	THR
50	BQ	88	ARG
50	BQ	92	VAL

Continued on next page...

Continued from previous page...

Mol	Chain	Res	Type
50	BQ	94	LYS
50	BQ	102	ASN
50	BQ	106	VAL
50	BQ	112	ASN
50	BQ	137	TRP
50	BQ	145	LEU
50	BQ	153	ASP
50	BQ	172	VAL
50	BQ	178	GLN
50	BQ	188	HIS
50	BQ	189	ARG
50	BQ	192	ARG
50	BQ	211	ARG
50	BQ	219	ARG
50	BQ	220	LYS
50	BQ	221	ARG
51	BR	8	PRO
51	BR	9	GLN
51	BR	12	SER
51	BR	14	THR
51	BR	28	ASN
51	BR	41	LEU
51	BR	49	ARG
51	BR	55	THR
51	BR	56	ARG
51	BR	59	PRO
51	BR	61	LYS
51	BR	62	ARG
51	BR	66	LYS
51	BR	69	ASN
51	BR	75	GLU
51	BR	78	GLN
51	BR	79	THR
51	BR	103	ILE
51	BR	112	MET
51	BR	125	VAL
51	BR	127	ARG
51	BR	139	TYR
51	BR	141	ARG
51	BR	144	CYS
51	BR	147	GLN
51	BR	149	PHE

Continued on next page...

Continued from previous page...

Mol	Chain	Res	Type
52	BS	2	VAL
52	BS	3	ARG
52	BS	6	LEU
52	BS	11	VAL
52	BS	14	ARG
52	BS	16	THR
52	BS	42	ARG
52	BS	46	MET
52	BS	48	ARG
52	BS	53	VAL
52	BS	57	HIS
52	BS	64	LYS
52	BS	66	VAL
52	BS	68	ASP
52	BS	70	LYS
52	BS	71	LEU
52	BS	82	TYR
52	BS	86	ARG
52	BS	89	TYR
52	BS	90	THR
52	BS	92	MET
52	BS	110	ASN
52	BS	117	ARG
52	BS	121	HIS
52	BS	137	ARG
52	BS	145	HIS
52	BS	151	PHE
52	BS	158	VAL
52	BS	162	ARG
52	BS	175	ARG
53	BT	4	LEU
53	BT	6	LEU
53	BT	7	GLN
53	BT	16	ARG
53	BT	21	ARG
53	BT	26	PRO
53	BT	37	SER
53	BT	39	LYS
53	BT	42	ARG
53	BT	43	LYS
53	BT	63	TRP
53	BT	74	ARG

Continued on next page...

Continued from previous page...

Mol	Chain	Res	Type
53	BT	78	THR
53	BT	81	ARG
53	BT	89	MET
53	BT	90	PRO
53	BT	95	TRP
53	BT	99	LEU
53	BT	110	ARG
53	BT	113	LYS
53	BT	116	ASP
53	BT	137	ASN
53	BT	144	LYS
53	BT	154	GLN
53	BT	175	LYS
53	BT	185	ARG
54	BU	7	TYR
54	BU	12	ARG
54	BU	13	HIS
54	BU	19	PHE
54	BU	30	ILE
54	BU	61	THR
54	BU	65	TRP
54	BU	69	PRO
54	BU	75	ILE
54	BU	86	ARG
54	BU	87	LYS
54	BU	88	ARG
54	BU	97	ARG
54	BU	113	GLU
54	BU	115	PHE
54	BU	127	PRO
54	BU	149	ARG
54	BU	153	TYR
55	BV	23	LYS
55	BV	27	LYS
55	BV	31	SER
55	BV	48	GLN
55	BV	54	ASN
55	BV	55	VAL
55	BV	86	ARG
55	BV	87	LYS
55	BV	93	LEU
55	BV	110	LEU

Continued on next page...

Continued from previous page...

Mol	Chain	Res	Type
56	BW	4	ASP
56	BW	13	PHE
56	BW	14	ARG
56	BW	16	SER
56	BW	37	TYR
56	BW	47	ARG
56	BW	50	ARG
56	BW	56	LEU
56	BW	59	MET
56	BW	73	ARG
56	BW	75	VAL
56	BW	77	ASN
56	BW	81	ILE
56	BW	84	ARG
56	BW	89	ARG
56	BW	97	PHE
56	BW	105	VAL
56	BW	106	ASN
56	BW	129	PRO
56	BW	131	ILE
56	BW	136	PRO
57	BX	62	ARG
57	BX	63	PRO
57	BX	71	ASN
57	BX	82	PHE
57	BX	95	MET
57	BX	109	ASP
57	BX	134	THR
57	BX	135	LEU
57	BX	143	LYS
57	BX	156	ASP
57	BX	160	LYS
58	BY	17	HIS
58	BY	22	VAL
58	BY	45	MET
58	BY	47	LYS
58	BY	60	ARG
58	BY	64	ARG
58	BY	67	THR
59	BZ	13	ARG
59	BZ	22	HIS
59	BZ	33	SER

Continued on next page...

Continued from previous page...

Mol	Chain	Res	Type
59	BZ	39	LYS
59	BZ	53	VAL
59	BZ	57	ARG
59	BZ	63	ARG
59	BZ	84	CYS
59	BZ	92	VAL
59	BZ	97	HIS
59	BZ	99	SER
59	BZ	105	LYS
60	Ba	3	PHE
60	Ba	8	LYS
60	Ba	30	THR
60	Ba	31	ARG
60	Ba	52	VAL
60	Ba	53	VAL
60	Ba	62	THR
60	Ba	63	ARG
60	Ba	80	LEU
60	Ba	82	THR
60	Ba	85	ASN
60	Ba	88	LEU
60	Ba	89	SER
60	Ba	96	ILE
60	Ba	100	ASP
60	Ba	132	ARG
61	Bb	4	ARG
61	Bb	7	LYS
61	Bb	11	GLN
61	Bb	16	PHE
61	Bb	22	VAL
61	Bb	25	HIS
61	Bb	40	HIS
61	Bb	48	TYR
61	Bb	49	HIS
61	Bb	58	MET
61	Bb	76	ASP
61	Bb	77	ASN
61	Bb	100	ASP
61	Bb	102	LEU
61	Bb	112	ASN
61	Bb	114	HIS
61	Bb	116	GLN

Continued on next page...

Continued from previous page...

Mol	Chain	Res	Type
61	Bb	124	ARG
61	Bb	128	LYS
61	Bb	135	ARG
62	Bc	10	LEU
62	Bc	12	VAL
62	Bc	13	ARG
62	Bc	21	LYS
62	Bc	28	SER
62	Bc	30	ASP
62	Bc	33	ASN
62	Bc	40	LYS
62	Bc	45	PHE
62	Bc	52	VAL
62	Bc	55	THR
62	Bc	58	ASP
62	Bc	69	THR
62	Bc	76	MET
62	Bc	77	TYR
62	Bc	79	LYS
62	Bc	83	GLU
62	Bc	84	PRO
62	Bc	89	SER
62	Bc	93	ARG
62	Bc	99	ARG
62	Bc	101	ASP
62	Bc	104	LYS
62	Bc	109	ARG
62	Bc	122	LYS
62	Bc	124	CYS
62	Bc	132	SER
62	Bc	135	HIS
62	Bc	138	ARG
63	Bd	10	HIS
63	Bd	24	PRO
63	Bd	26	PRO
63	Bd	28	TYR
64	Be	69	TYR
64	Be	71	ARG
64	Be	80	GLU
64	Be	83	PHE
64	Be	84	THR
64	Be	96	LEU

Continued on next page...

Continued from previous page...

Mol	Chain	Res	Type
64	Be	98	ILE
64	Be	100	ASN
64	Be	123	ARG
64	Be	132	ASP
64	Be	135	ILE
64	Be	140	ASN
64	Be	145	ARG
64	Be	146	THR
64	Be	148	LEU
64	Be	186	PHE
64	Be	192	LYS
64	Be	205	ASN
64	Be	208	GLU
64	Be	216	HIS
64	Be	234	LYS
64	Be	241	ARG
64	Be	242	ARG
65	Bf	56	LYS
65	Bf	58	GLU
65	Bf	73	SER
65	Bf	90	GLN
65	Bf	91	LYS
65	Bf	106	HIS
65	Bf	107	ILE
65	Bf	112	ASP
65	Bf	123	VAL
65	Bf	125	GLU
65	Bf	144	ARG
65	Bf	146	THR
65	Bf	147	PRO
65	Bf	152	THR
65	Bf	153	ILE
65	Bf	159	HIS
65	Bf	162	SER
65	Bf	164	GLU
65	Bf	165	PHE
65	Bf	168	ARG
65	Bf	169	PHE
65	Bf	184	ARG
65	Bf	223	ARG
65	Bf	238	GLN
65	Bf	240	ASN

Continued on next page...

Continued from previous page...

Mol	Chain	Res	Type
65	Bf	250	LEU
65	Bf	257	LYS
65	Bf	258	GLU
65	Bf	267	GLN
65	Bf	277	THR
65	Bf	288	ARG
65	Bf	296	ARG
65	Bf	298	THR
65	Bf	302	LEU
65	Bf	315	ARG
65	Bf	351	GLN
65	Bf	354	THR
65	Bf	363	ILE
65	Bf	364	THR
65	Bf	383	LYS
65	Bf	386	VAL
65	Bf	392	ARG
65	Bf	403	GLN
65	Bf	432	LYS
66	Bg	22	ASN
66	Bg	29	MET
66	Bg	36	LEU
66	Bg	45	LEU
66	Bg	52	LEU
66	Bg	58	ASN
66	Bg	62	ILE
66	Bg	77	PRO
66	Bg	81	TYR
66	Bg	96	PHE
66	Bg	97	ARG
66	Bg	102	SER
67	Bh	1	MET
67	Bh	15	LYS
67	Bh	25	LYS
67	Bh	35	ASP
67	Bh	41	VAL
67	Bh	53	TYR
67	Bh	59	THR
67	Bh	64	ARG
67	Bh	79	ARG
67	Bh	81	PRO
67	Bh	86	MET

Continued on next page...

Continued from previous page...

Mol	Chain	Res	Type
67	Bh	90	ILE
67	Bh	95	LEU
67	Bh	109	ILE
67	Bh	122	THR
67	Bh	126	ARG
67	Bh	131	LEU
67	Bh	133	THR
67	Bh	148	ARG
67	Bh	159	GLU
67	Bh	163	ARG
67	Bh	171	SER
67	Bh	174	PRO
67	Bh	176	PRO
67	Bh	180	ASN
67	Bh	184	LYS
68	Bi	4	PRO
68	Bi	5	PHE
68	Bi	9	ASN
68	Bi	13	LYS
68	Bi	15	THR
68	Bi	24	GLU
68	Bi	34	ARG
68	Bi	61	ASP
68	Bi	63	ARG
68	Bi	69	PRO
68	Bi	77	VAL
68	Bi	85	MET
68	Bi	88	MET
68	Bi	100	THR
68	Bi	101	VAL
68	Bi	106	ARG
68	Bi	122	ASN
69	Bj	2	SER
69	Bj	3	CYS
69	Bj	10	ARG
69	Bj	17	ARG
69	Bj	20	ARG
69	Bj	27	PRO
69	Bj	30	ARG
69	Bj	36	ARG
69	Bj	40	SER
69	Bj	43	PRO

Continued on next page...

Continued from previous page...

Mol	Chain	Res	Type
69	Bj	44	HIS
69	Bj	53	ARG
69	Bj	54	LEU
69	Bj	58	LYS
69	Bj	63	THR
69	Bj	66	ARG
69	Bj	69	PRO
69	Bj	71	HIS
69	Bj	74	THR
69	Bj	77	ARG
69	Bj	85	HIS
69	Bj	87	GLN
69	Bj	90	ASP
69	Bj	114	VAL
69	Bj	125	ARG
70	Bk	47	ARG
70	Bk	49	ARG
70	Bk	59	MET
70	Bk	60	THR
70	Bk	62	LEU
70	Bk	68	GLU
70	Bk	73	PHE
70	Bk	74	TYR
70	Bk	77	LYS
70	Bk	83	LYS
70	Bk	92	THR
70	Bk	93	HIS
70	Bk	103	GLU
70	Bk	111	GLN
70	Bk	116	HIS
71	Bl	37	ARG
71	Bl	69	THR
71	Bl	89	ILE
71	Bl	96	SER
71	Bl	99	PRO
71	Bl	103	SER
71	Bl	112	ILE
71	Bl	114	ARG
71	Bl	115	PRO
71	Bl	118	THR
71	Bl	119	SER
71	Bl	121	THR

Continued on next page...

Continued from previous page...

Mol	Chain	Res	Type
71	B1	124	VAL
71	B1	132	PRO
71	B1	134	SER
71	B1	147	SER
72	Bm	12	ARG
72	Bm	20	ASN
72	Bm	26	THR
72	Bm	36	ASP
72	Bm	37	ARG
72	Bm	51	ILE
72	Bm	61	MET
72	Bm	78	LEU
72	Bm	85	LEU
72	Bm	87	SER
72	Bm	99	GLU
72	Bm	100	GLU
72	Bm	105	GLN
72	Bm	106	THR
72	Bm	107	LYS
73	Bn	2	THR
73	Bn	12	HIS
73	Bn	17	ILE
73	Bn	19	CYS
73	Bn	33	ARG
73	Bn	43	GLN
73	Bn	45	ARG
73	Bn	46	ARG
73	Bn	47	TYR
73	Bn	49	TRP
73	Bn	58	ARG
73	Bn	66	TYR
73	Bn	77	HIS
73	Bn	80	THR
73	Bn	81	ASP
74	Bo	8	MET
74	Bo	11	MET
74	Bo	30	GLU
74	Bo	38	PHE
74	Bo	41	PHE
74	Bo	42	CYS
74	Bo	47	PHE
74	Bo	49	ARG

Continued on next page...

Continued from previous page...

Mol	Chain	Res	Type
74	Bo	56	ARG
74	Bo	72	SER
74	Bo	73	THR
74	Bo	74	PRO
74	Bo	87	ARG
74	Bo	90	LYS
74	Bo	91	GLN
75	Bp	8	LEU
75	Bp	9	LYS
75	Bp	10	GLU
75	Bp	38	CYS
75	Bp	47	MET
75	Bp	51	LYS
75	Bp	58	ARG
75	Bp	73	SER
76	Bq	3	ARG
76	Bq	5	LYS
76	Bq	6	PRO
76	Bq	11	LYS
76	Bq	16	LYS
76	Bq	18	LYS
76	Bq	22	PRO
76	Bq	25	TYR
76	Bq	33	ASN
76	Bq	42	ARG
76	Bq	46	ARG
77	Br	8	SER
77	Br	16	LYS
77	Br	22	SER
77	Br	23	LEU
77	Br	26	VAL
77	Br	31	ILE
77	Br	32	ARG
77	Br	34	ASP
77	Br	35	VAL
77	Br	38	PHE
77	Br	40	HIS
77	Br	51	TYR
77	Br	55	ARG
77	Br	60	LYS
77	Br	76	PRO
77	Br	93	ASN

Continued on next page...

Continued from previous page...

Mol	Chain	Res	Type
77	Br	94	MET
77	Br	96	ARG
77	Br	100	MET
77	Br	103	PRO
77	Br	107	PHE
77	Br	110	TRP
77	Br	116	LEU
77	Br	124	VAL
77	Br	135	LEU
77	Br	137	MET
77	Br	144	GLU
77	Br	151	LEU
77	Br	155	ASP
77	Br	158	ARG
77	Br	161	GLU
77	Br	165	GLU
77	Br	169	PHE
77	Br	173	VAL
77	Br	178	ASP
77	Br	179	VAL
77	Br	188	ILE
77	Br	194	LYS
77	Br	195	MET
77	Br	203	ARG
77	Br	214	LYS
77	Br	222	ILE
77	Br	227	LEU
77	Br	246	ARG
77	Br	271	VAL
77	Br	273	SER
77	Br	289	ARG
77	Br	320	ILE
77	Br	323	ARG
77	Br	334	LYS
77	Br	339	MET
77	Br	343	MET
77	Br	365	LYS
78	Bs	2	MET
78	Bs	11	LYS
78	Bs	12	LYS
78	Bs	24	TYR
78	Bs	29	VAL

Continued on next page...

Continued from previous page...

Mol	Chain	Res	Type
78	Bs	46	ARG
78	Bs	47	MET
78	Bs	51	LEU
79	Bt	4	TYR
79	Bt	10	MET
79	Bt	15	GLU
79	Bt	20	HIS
79	Bt	32	LYS
79	Bt	34	ARG
79	Bt	56	PRO
79	Bt	63	LYS
79	Bt	73	GLN
79	Bt	83	ASN
79	Bt	84	VAL
80	Bu	6	VAL
80	Bu	7	VAL
80	Bu	10	LYS
80	Bu	13	TYR
80	Bu	15	ARG
80	Bu	30	TYR
80	Bu	40	ASP
80	Bu	46	THR
80	Bu	56	THR
80	Bu	64	ILE
80	Bu	65	VAL
80	Bu	66	HIS
80	Bu	68	LYS
80	Bu	79	TYR
80	Bu	84	PRO
80	Bu	90	HIS
80	Bu	99	TYR
80	Bu	117	GLU
80	Bu	142	ASP
80	Bu	143	GLU
80	Bu	145	ARG
80	Bu	164	ARG
80	Bu	169	LEU
80	Bu	170	LYS
80	Bu	187	PRO
80	Bu	192	GLU
80	Bu	220	GLU
80	Bu	231	GLN

Continued on next page...

Continued from previous page...

Mol	Chain	Res	Type
80	Bu	243	ASP
80	Bu	245	MET
80	Bu	248	MET
80	Bu	257	ARG
80	Bu	264	ARG
80	Bu	270	PRO
80	Bu	272	GLU
80	Bu	276	LYS
80	Bu	278	TYR
80	Bu	282	LYS
80	Bu	283	LEU
81	Bv	6	LYS
81	Bv	10	GLU
81	Bv	12	LYS
81	Bv	14	LYS
81	Bv	15	LYS
81	Bv	16	VAL
81	Bv	24	SER
81	Bv	27	ARG
81	Bv	30	CYS
81	Bv	31	LYS
81	Bv	53	GLN
81	Bv	66	MET
81	Bv	86	THR
81	Bv	101	GLU
81	Bv	167	LEU
81	Bv	169	LYS
81	Bv	174	TYR
81	Bv	185	ASP
81	Bv	188	HIS
81	Bv	190	LEU
82	Bw	1	MET
82	Bw	3	MET
82	Bw	6	LEU
82	Bw	7	ILE
82	Bw	11	LYS
82	Bw	28	ILE
82	Bw	34	LYS
82	Bw	41	PHE
82	Bw	60	TYR
82	Bw	73	THR
82	Bw	82	ARG

Continued on next page...

Continued from previous page...

Mol	Chain	Res	Type
82	Bw	103	ARG
82	Bw	105	ARG
82	Bw	107	ILE
82	Bw	114	GLN
82	Bw	132	VAL
82	Bw	133	ARG
82	Bw	135	ASN
82	Bw	141	MET
82	Bw	143	ARG
82	Bw	156	LEU
82	Bw	179	THR
82	Bw	183	MET
82	Bw	201	ASN
82	Bw	202	GLN
82	Bw	204	TYR
82	Bw	209	HIS
82	Bw	211	ARG
82	Bw	221	LYS
82	Bw	224	PRO
82	Bw	225	PRO
82	Bw	229	MET
82	Bw	230	ARG
82	Bw	235	HIS
82	Bw	238	GLU
82	Bw	241	ASP
82	Bw	251	ARG
83	Bx	37	PRO
83	Bx	46	ASP
83	Bx	54	PRO
83	Bx	84	VAL
83	Bx	85	PRO
83	Bx	97	ARG
83	Bx	107	VAL
83	Bx	116	LYS
83	Bx	119	ARG
83	Bx	120	ASP
83	Bx	150	GLN
83	Bx	160	THR
83	Bx	175	LEU
83	Bx	181	THR
83	Bx	184	ARG
83	Bx	193	VAL

Continued on next page...

Continued from previous page...

Mol	Chain	Res	Type
83	Bx	195	ASP
83	Bx	206	LYS
83	Bx	207	THR
83	Bx	209	THR
83	Bx	215	ASP
83	Bx	224	LEU
83	Bx	240	ASP
83	Bx	243	ARG
83	Bx	253	LEU
83	Bx	256	ARG
83	Bx	259	LEU
83	Bx	260	ARG
83	Bx	261	LYS
83	Bx	270	ASP
84	By	1	MET
84	By	2	LYS
84	By	7	ASP
84	By	8	GLN
84	By	13	GLU
84	By	16	THR
84	By	39	HIS
84	By	44	PHE
84	By	45	ARG
84	By	52	THR
84	By	54	THR
84	By	58	TRP
84	By	64	ASN
84	By	82	VAL
84	By	92	PHE
84	By	98	PRO
84	By	105	ASN
84	By	106	GLN
84	By	113	PHE
84	By	119	VAL
84	By	120	ARG
84	By	121	ARG
84	By	131	TYR
84	By	132	ARG
84	By	133	THR
84	By	134	ASP
84	By	145	GLU
84	By	150	GLU

Continued on next page...

Continued from previous page...

Mol	Chain	Res	Type
84	By	154	ARG
84	By	159	MET
84	By	170	ILE
84	By	172	LYS
84	By	175	ASP
84	By	181	THR

Sometimes sidechains can be flipped to improve hydrogen bonding and reduce clashes. All (164) such sidechains are listed below:

Mol	Chain	Res	Type
1	A0	150	ASN
2	A1	33	HIS
2	A1	59	GLN
3	A2	43	GLN
3	A2	81	HIS
4	A3	27	ASN
4	A3	66	GLN
4	A3	231	HIS
4	A3	232	HIS
5	A4	6	HIS
5	A4	20	GLN
5	A4	36	HIS
5	A4	59	HIS
5	A4	183	HIS
6	A5	74	GLN
6	A5	88	ASN
6	A5	169	HIS
7	A6	3	ASN
8	A7	23	GLN
8	A7	89	HIS
8	A7	108	HIS
8	A7	121	ASN
8	A7	197	ASN
8	A7	278	HIS
8	A7	307	ASN
9	A8	21	HIS
9	A8	28	GLN
10	A9	147	HIS
11	AC	83	ASN
13	AE	19	GLN
13	AE	41	HIS
13	AE	79	ASN

Continued on next page...

Continued from previous page...

Mol	Chain	Res	Type
13	AE	120	HIS
13	AE	122	ASN
14	AF	86	GLN
15	AG	77	HIS
16	AH	87	HIS
17	AI	86	HIS
18	AJ	9	ASN
18	AJ	44	HIS
18	AJ	56	HIS
19	AK	32	GLN
19	AK	34	ASN
20	AL	30	GLN
20	AL	74	GLN
20	AL	90	HIS
21	AM	98	HIS
22	AO	138	HIS
23	AP	97	GLN
23	AP	112	ASN
24	AQ	12	GLN
24	AQ	115	HIS
25	AR	75	HIS
27	AT	16	GLN
27	AT	48	ASN
31	AX	163	HIS
32	AY	5	HIS
32	AY	29	GLN
32	AY	60	GLN
33	AZ	55	ASN
33	AZ	73	ASN
42	BI	17	HIS
42	BI	18	HIS
42	BI	57	ASN
42	BI	142	ASN
42	BI	172	HIS
42	BI	188	HIS
43	BJ	54	HIS
43	BJ	168	HIS
44	BK	86	HIS
45	BL	75	HIS
45	BL	102	ASN
45	BL	147	HIS
47	BN	6	ASN

Continued on next page...

Continued from previous page...

Mol	Chain	Res	Type
47	BN	10	HIS
48	BO	74	GLN
48	BO	91	HIS
48	BO	119	GLN
49	BP	51	GLN
49	BP	96	HIS
49	BP	140	HIS
50	BQ	49	HIS
50	BQ	102	ASN
50	BQ	156	HIS
50	BQ	170	ASN
50	BQ	196	HIS
50	BQ	213	ASN
51	BR	3	HIS
51	BR	9	GLN
51	BR	46	GLN
51	BR	69	ASN
51	BR	121	GLN
52	BS	57	HIS
52	BS	121	HIS
52	BS	145	HIS
53	BT	58	HIS
53	BT	75	HIS
53	BT	143	HIS
54	BU	3	HIS
54	BU	22	HIS
54	BU	58	HIS
57	BX	101	ASN
57	BX	133	ASN
58	BY	10	HIS
58	BY	17	HIS
59	BZ	97	HIS
61	Bb	25	HIS
61	Bb	60	HIS
62	Bc	135	HIS
62	Bc	137	HIS
63	Bd	6	ASN
63	Bd	16	ASN
63	Bd	43	ASN
64	Be	115	ASN
64	Be	205	ASN
64	Be	216	HIS

Continued on next page...

Continued from previous page...

Mol	Chain	Res	Type
64	Be	233	GLN
65	Bf	90	GLN
65	Bf	159	HIS
65	Bf	160	HIS
65	Bf	267	GLN
65	Bf	326	HIS
65	Bf	335	ASN
66	Bg	39	GLN
66	Bg	79	HIS
66	Bg	95	HIS
67	Bh	54	HIS
67	Bh	132	ASN
68	Bi	99	HIS
69	Bj	44	HIS
69	Bj	62	HIS
69	Bj	101	GLN
70	Bk	69	ASN
71	Bl	54	GLN
71	Bl	67	ASN
71	Bl	85	HIS
72	Bm	42	HIS
74	Bo	34	HIS
74	Bo	91	GLN
75	Bp	74	HIS
76	Bq	43	HIS
77	Br	54	ASN
77	Br	111	HIS
77	Br	145	ASN
77	Br	187	GLN
77	Br	237	HIS
77	Br	333	GLN
77	Br	353	HIS
79	Bt	20	HIS
79	Bt	83	ASN
80	Bu	39	GLN
80	Bu	57	ASN
80	Bu	90	HIS
80	Bu	139	GLN
80	Bu	253	HIS
81	Bv	176	HIS
81	Bv	188	HIS
82	Bw	87	HIS

Continued on next page...

Continued from previous page...

Mol	Chain	Res	Type
82	Bw	189	HIS
82	Bw	190	ASN
82	Bw	209	HIS
83	Bx	72	GLN
84	By	8	GLN
84	By	39	HIS

5.3.3 RNA [i](#)

Mol	Chain	Analysed	Backbone Outliers	Pucker Outliers
34	BA	1846/1847 (99%)	616 (33%)	225 (12%)
35	BB	1464/1465 (99%)	460 (31%)	143 (9%)
36	BC	169/169 (100%)	46 (27%)	20 (11%)
37	BD	118/119 (99%)	31 (26%)	9 (7%)
38	BE	209/210 (99%)	78 (37%)	27 (12%)
39	BF	73/73 (100%)	48 (65%)	23 (31%)
40	BG	181/182 (99%)	40 (22%)	8 (4%)
41	BH	134/135 (99%)	49 (36%)	16 (11%)
85	AA	2226/2251 (98%)	767 (34%)	312 (14%)
86	AB	72/73 (98%)	30 (41%)	7 (9%)
All	All	6492/6524 (99%)	2165 (33%)	790 (12%)

All (2165) RNA backbone outliers are listed below:

Mol	Chain	Res	Type
34	BA	11	U
34	BA	13	U
34	BA	22	C
34	BA	23	A
34	BA	37	A
34	BA	39	C
34	BA	46	C
34	BA	56	G
34	BA	57	A
34	BA	62	A
34	BA	63	A
34	BA	70	C
34	BA	71	G
34	BA	72	U
34	BA	73	G
34	BA	80	U

Continued on next page...

Continued from previous page...

Mol	Chain	Res	Type
34	BA	85	C
34	BA	90	G
34	BA	91	C
34	BA	97	A
34	BA	107	C
34	BA	108	A
34	BA	109	A
34	BA	112	C
34	BA	115	U
34	BA	116	G
34	BA	117	C
34	BA	119	G
34	BA	120	A
34	BA	121	A
34	BA	130	U
34	BA	131	A
34	BA	132	U
34	BA	134	U
34	BA	141	G
34	BA	144	C
34	BA	145	U
34	BA	147	U
34	BA	149	G
34	BA	151	A
34	BA	152	C
34	BA	153	C
34	BA	154	A
34	BA	156	U
34	BA	157	U
34	BA	159	U
34	BA	160	G
34	BA	161	U
34	BA	163	G
34	BA	165	C
34	BA	166	G
34	BA	175	G
34	BA	178	C
34	BA	179	U
34	BA	180	G
34	BA	185	A
34	BA	188	C
34	BA	189	G

Continued on next page...

Continued from previous page...

Mol	Chain	Res	Type
34	BA	194	G
34	BA	195	G
34	BA	197	A
34	BA	201	A
34	BA	202	A
34	BA	206	C
34	BA	207	A
34	BA	208	A
34	BA	209	A
34	BA	214	A
34	BA	215	C
34	BA	216	C
34	BA	217	C
34	BA	218	G
34	BA	219	U
34	BA	224	G
34	BA	225	A
34	BA	226	A
34	BA	227	C
34	BA	248	G
34	BA	249	A
34	BA	250	G
34	BA	256	A
34	BA	257	G
34	BA	261	A
34	BA	262	A
34	BA	265	A
34	BA	269	G
34	BA	270	U
34	BA	271	C
34	BA	280	A
34	BA	282	A
34	BA	285	C
34	BA	287	U
34	BA	288	U
34	BA	290	G
34	BA	295	G
34	BA	296	G
34	BA	297	A
34	BA	298	G
34	BA	299	C
34	BA	302	A

Continued on next page...

Continued from previous page...

Mol	Chain	Res	Type
34	BA	303	C
34	BA	304	G
34	BA	314	A
34	BA	315	U
34	BA	316	G
34	BA	317	U
34	BA	318	U
34	BA	324	C
34	BA	325	A
34	BA	326	A
34	BA	328	A
34	BA	331	G
34	BA	332	U
34	BA	344	G
34	BA	345	G
34	BA	347	A
34	BA	348	U
34	BA	357	A
34	BA	358	A
34	BA	359	G
34	BA	360	C
34	BA	361	C
34	BA	368	U
34	BA	370	U
34	BA	386	A
34	BA	392	A
34	BA	393	G
34	BA	394	A
34	BA	395	G
34	BA	396	U
34	BA	397	A
34	BA	403	A
34	BA	404	C
34	BA	405	C
34	BA	411	C
34	BA	412	G
34	BA	413	A
34	BA	415	C
34	BA	416	A
34	BA	417	A
34	BA	435	U
34	BA	437	G

Continued on next page...

Continued from previous page...

Mol	Chain	Res	Type
34	BA	438	A
34	BA	439	A
34	BA	442	G
34	BA	461	A
34	BA	463	A
34	BA	464	U
34	BA	465	A
34	BA	467	A
34	BA	469	C
34	BA	483	A
34	BA	484	A
34	BA	487	A
34	BA	488	C
34	BA	489	A
34	BA	490	A
34	BA	492	G
34	BA	501	U
34	BA	502	U
34	BA	509	U
34	BA	510	U
34	BA	511	U
34	BA	512	U
34	BA	519	G
34	BA	520	G
34	BA	521	C
34	BA	523	A
34	BA	524	G
34	BA	526	C
34	BA	527	C
34	BA	529	A
34	BA	531	C
34	BA	532	C
34	BA	533	U
34	BA	534	C
34	BA	536	C
34	BA	539	C
34	BA	547	C
34	BA	548	G
34	BA	551	U
34	BA	553	A
34	BA	555	C
34	BA	557	U

Continued on next page...

Continued from previous page...

Mol	Chain	Res	Type
34	BA	559	C
34	BA	560	U
34	BA	562	C
34	BA	569	C
34	BA	571	G
34	BA	573	U
34	BA	575	U
34	BA	576	C
34	BA	577	U
34	BA	578	C
34	BA	579	U
34	BA	581	U
34	BA	584	A
34	BA	586	G
34	BA	587	U
34	BA	588	C
34	BA	589	A
34	BA	591	G
34	BA	592	G
34	BA	593	G
34	BA	594	G
34	BA	595	U
34	BA	596	G
34	BA	597	C
34	BA	599	U
34	BA	600	G
34	BA	603	U
34	BA	604	G
34	BA	605	G
34	BA	607	C
34	BA	608	G
34	BA	612	U
34	BA	617	G
34	BA	623	U
34	BA	624	G
34	BA	626	G
34	BA	628	U
34	BA	629	G
34	BA	630	U
34	BA	634	U
34	BA	635	G
34	BA	638	U

Continued on next page...

Continued from previous page...

Mol	Chain	Res	Type
34	BA	639	U
34	BA	647	U
34	BA	651	U
34	BA	656	U
34	BA	657	C
34	BA	659	U
34	BA	660	C
34	BA	666	C
34	BA	668	G
34	BA	673	U
34	BA	674	G
34	BA	675	C
34	BA	678	C
34	BA	680	C
34	BA	681	G
34	BA	682	A
34	BA	683	C
34	BA	684	G
34	BA	685	C
34	BA	686	U
34	BA	688	G
34	BA	690	G
34	BA	691	A
34	BA	692	U
34	BA	693	G
34	BA	694	G
34	BA	695	A
34	BA	700	G
34	BA	711	C
34	BA	712	C
34	BA	713	C
34	BA	720	A
34	BA	721	A
34	BA	722	A
34	BA	724	A
34	BA	731	A
34	BA	735	A
34	BA	738	C
34	BA	739	A
34	BA	751	A
34	BA	752	A
34	BA	753	G

Continued on next page...

Continued from previous page...

Mol	Chain	Res	Type
34	BA	756	A
34	BA	757	G
34	BA	758	G
34	BA	764	G
34	BA	765	U
34	BA	766	A
34	BA	769	U
34	BA	770	G
34	BA	771	A
34	BA	772	G
34	BA	773	A
34	BA	774	A
34	BA	776	U
34	BA	781	U
34	BA	786	U
34	BA	787	A
34	BA	790	G
34	BA	794	G
34	BA	797	A
34	BA	798	G
34	BA	799	A
34	BA	800	G
34	BA	805	A
34	BA	806	U
34	BA	807	U
34	BA	808	U
34	BA	814	C
34	BA	815	C
34	BA	816	G
34	BA	821	G
34	BA	823	G
34	BA	828	A
34	BA	834	C
34	BA	836	U
34	BA	846	U
34	BA	847	U
34	BA	848	U
34	BA	849	G
34	BA	850	C
34	BA	863	G
34	BA	864	G
34	BA	865	C

Continued on next page...

Continued from previous page...

Mol	Chain	Res	Type
34	BA	874	G
34	BA	876	C
34	BA	879	C
34	BA	883	C
34	BA	884	G
34	BA	885	A
34	BA	895	U
34	BA	896	U
34	BA	898	G
34	BA	899	G
34	BA	900	A
34	BA	905	A
34	BA	906	A
34	BA	916	A
34	BA	929	A
34	BA	936	A
34	BA	945	A
34	BA	946	A
34	BA	948	C
34	BA	958	G
34	BA	960	C
34	BA	970	U
34	BA	973	U
34	BA	978	U
34	BA	982	A
34	BA	983	A
34	BA	993	C
34	BA	995	A
34	BA	996	U
34	BA	1006	G
34	BA	1007	G
34	BA	1012	A
34	BA	1013	A
34	BA	1015	G
34	BA	1019	C
34	BA	1020	A
34	BA	1022	C
34	BA	1023	G
34	BA	1024	A
34	BA	1035	A
34	BA	1036	G
34	BA	1037	C

Continued on next page...

Continued from previous page...

Mol	Chain	Res	Type
34	BA	1043	C
34	BA	1046	G
34	BA	1058	C
34	BA	1059	U
34	BA	1080	U
34	BA	1081	U
34	BA	1082	U
34	BA	1083	A
34	BA	1084	A
34	BA	1085	G
34	BA	1086	A
34	BA	1093	G
34	BA	1097	G
34	BA	1098	G
34	BA	1105	A
34	BA	1106	A
34	BA	1107	A
34	BA	1110	A
34	BA	1114	G
34	BA	1118	C
34	BA	1119	A
34	BA	1120	U
34	BA	1121	U
34	BA	1122	G
34	BA	1124	U
34	BA	1125	G
34	BA	1128	C
34	BA	1130	U
34	BA	1132	U
34	BA	1133	A
34	BA	1136	A
34	BA	1140	A
34	BA	1141	C
34	BA	1151	A
34	BA	1153	C
34	BA	1155	U
34	BA	1156	U
34	BA	1161	G
34	BA	1168	C
34	BA	1169	A
34	BA	1175	G
34	BA	1176	C

Continued on next page...

Continued from previous page...

Mol	Chain	Res	Type
34	BA	1180	A
34	BA	1181	G
34	BA	1183	U
34	BA	1184	A
34	BA	1186	U
34	BA	1187	U
34	BA	1188	U
34	BA	1189	A
34	BA	1196	C
34	BA	1198	U
34	BA	1199	U
34	BA	1200	U
34	BA	1201	G
34	BA	1205	A
34	BA	1206	C
34	BA	1207	A
34	BA	1208	U
34	BA	1209	A
34	BA	1210	A
34	BA	1211	G
34	BA	1216	G
34	BA	1217	A
34	BA	1229	G
34	BA	1230	G
34	BA	1244	G
34	BA	1257	U
34	BA	1263	A
34	BA	1264	U
34	BA	1266	A
34	BA	1272	U
34	BA	1273	U
34	BA	1293	A
34	BA	1294	C
34	BA	1295	U
34	BA	1296	U
34	BA	1297	G
34	BA	1298	U
34	BA	1306	U
34	BA	1307	U
34	BA	1308	C
34	BA	1309	U
34	BA	1310	C

Continued on next page...

Continued from previous page...

Mol	Chain	Res	Type
34	BA	1313	U
34	BA	1318	G
34	BA	1320	A
34	BA	1327	G
34	BA	1331	G
34	BA	1334	G
34	BA	1336	U
34	BA	1338	G
34	BA	1339	G
34	BA	1340	G
34	BA	1341	A
34	BA	1342	C
34	BA	1343	A
34	BA	1345	U
34	BA	1350	C
34	BA	1351	G
34	BA	1352	G
34	BA	1353	U
34	BA	1354	G
34	BA	1355	G
34	BA	1356	C
34	BA	1357	C
34	BA	1359	U
34	BA	1360	G
34	BA	1361	G
34	BA	1362	A
34	BA	1363	A
34	BA	1364	G
34	BA	1365	U
34	BA	1366	C
34	BA	1367	G
34	BA	1369	C
34	BA	1376	U
34	BA	1380	G
34	BA	1381	A
34	BA	1382	G
34	BA	1383	U
34	BA	1384	G
34	BA	1385	U
34	BA	1389	A
34	BA	1391	A
34	BA	1395	C

Continued on next page...

Continued from previous page...

Mol	Chain	Res	Type
34	BA	1396	A
34	BA	1397	C
34	BA	1398	C
34	BA	1399	A
34	BA	1403	G
34	BA	1405	A
34	BA	1410	C
34	BA	1423	U
34	BA	1425	G
34	BA	1426	A
34	BA	1427	U
34	BA	1430	C
34	BA	1431	G
34	BA	1434	U
34	BA	1444	G
34	BA	1445	U
34	BA	1446	G
34	BA	1447	C
34	BA	1448	G
34	BA	1449	U
34	BA	1450	G
34	BA	1452	U
34	BA	1453	U
34	BA	1454	G
34	BA	1455	C
34	BA	1457	C
34	BA	1458	A
34	BA	1459	U
34	BA	1460	U
34	BA	1471	U
34	BA	1472	G
34	BA	1474	G
34	BA	1476	G
34	BA	1477	C
34	BA	1478	G
34	BA	1481	U
34	BA	1482	A
34	BA	1486	U
34	BA	1490	U
34	BA	1491	U
34	BA	1494	G
34	BA	1495	A

Continued on next page...

Continued from previous page...

Mol	Chain	Res	Type
34	BA	1496	G
34	BA	1497	A
34	BA	1498	A
34	BA	1504	A
34	BA	1506	C
34	BA	1510	C
34	BA	1515	U
34	BA	1524	G
34	BA	1525	G
34	BA	1536	A
34	BA	1541	G
34	BA	1548	A
34	BA	1549	U
34	BA	1550	G
34	BA	1563	G
34	BA	1564	A
34	BA	1565	U
34	BA	1568	A
34	BA	1569	C
34	BA	1578	A
34	BA	1584	G
34	BA	1587	C
34	BA	1593	U
34	BA	1596	C
34	BA	1598	U
34	BA	1599	A
34	BA	1600	G
34	BA	1605	G
34	BA	1615	A
34	BA	1616	A
34	BA	1617	U
34	BA	1623	U
34	BA	1624	U
34	BA	1625	C
34	BA	1629	A
34	BA	1632	G
34	BA	1634	A
34	BA	1645	C
34	BA	1648	G
34	BA	1649	A
34	BA	1652	G
34	BA	1655	G

Continued on next page...

Continued from previous page...

Mol	Chain	Res	Type
34	BA	1660	A
34	BA	1661	U
34	BA	1674	G
34	BA	1675	C
34	BA	1688	G
34	BA	1689	U
34	BA	1693	U
34	BA	1695	G
34	BA	1696	G
34	BA	1697	U
34	BA	1698	C
34	BA	1706	A
34	BA	1713	U
34	BA	1714	A
34	BA	1715	C
34	BA	1716	A
34	BA	1717	C
34	BA	1718	C
34	BA	1725	U
34	BA	1726	U
34	BA	1727	A
34	BA	1729	G
34	BA	1730	A
34	BA	1732	A
34	BA	1735	G
34	BA	1737	A
34	BA	1776	G
34	BA	1777	U
34	BA	1788	U
34	BA	1789	A
34	BA	1793	G
34	BA	1794	A
34	BA	1795	A
34	BA	1796	A
34	BA	1797	A
34	BA	1798	G
34	BA	1799	G
34	BA	1804	A
34	BA	1805	C
34	BA	1806	A
34	BA	1810	A
34	BA	1811	A

Continued on next page...

Continued from previous page...

Mol	Chain	Res	Type
34	BA	1817	G
34	BA	1818	A
34	BA	1819	U
34	BA	1820	G
34	BA	1825	U
34	BA	1826	C
34	BA	1828	A
34	BA	1830	A
34	BA	1831	A
34	BA	1832	A
34	BA	1842	U
34	BA	1847	G
35	BB	2	C
35	BB	3	C
35	BB	4	C
35	BB	13	A
35	BB	17	U
35	BB	18	A
35	BB	19	C
35	BB	22	A
35	BB	23	U
35	BB	24	C
35	BB	25	A
35	BB	28	G
35	BB	29	C
35	BB	30	A
35	BB	31	U
35	BB	32	C
35	BB	33	A
35	BB	38	C
35	BB	47	C
35	BB	48	G
35	BB	49	A
35	BB	59	U
35	BB	60	A
35	BB	61	A
35	BB	62	C
35	BB	63	A
35	BB	64	U
35	BB	69	A
35	BB	70	A
35	BB	76	C

Continued on next page...

Continued from previous page...

Mol	Chain	Res	Type
35	BB	77	A
35	BB	81	A
35	BB	90	G
35	BB	91	G
35	BB	97	U
35	BB	98	A
35	BB	111	C
35	BB	136	A
35	BB	137	A
35	BB	139	G
35	BB	144	G
35	BB	146	U
35	BB	147	C
35	BB	148	C
35	BB	149	A
35	BB	152	G
35	BB	157	G
35	BB	158	C
35	BB	159	C
35	BB	161	G
35	BB	162	U
35	BB	168	U
35	BB	169	U
35	BB	253	G
35	BB	254	A
35	BB	255	A
35	BB	262	C
35	BB	264	U
35	BB	265	C
35	BB	267	C
35	BB	268	G
35	BB	282	A
35	BB	283	A
35	BB	287	C
35	BB	289	U
35	BB	290	U
35	BB	291	C
35	BB	296	G
35	BB	312	U
35	BB	315	C
35	BB	319	C
35	BB	322	G

Continued on next page...

Continued from previous page...

Mol	Chain	Res	Type
35	BB	323	C
35	BB	324	A
35	BB	325	G
35	BB	329	U
35	BB	330	U
35	BB	331	U
35	BB	333	C
35	BB	337	U
35	BB	340	U
35	BB	344	U
35	BB	346	U
35	BB	354	C
35	BB	357	C
35	BB	358	U
35	BB	359	A
35	BB	360	C
35	BB	361	A
35	BB	362	A
35	BB	363	A
35	BB	364	U
35	BB	371	C
35	BB	372	U
35	BB	381	C
35	BB	382	U
35	BB	383	U
35	BB	384	A
35	BB	385	C
35	BB	388	C
35	BB	389	G
35	BB	390	G
35	BB	399	A
35	BB	407	A
35	BB	408	U
35	BB	416	U
35	BB	426	A
35	BB	431	U
35	BB	437	U
35	BB	438	G
35	BB	444	U
35	BB	447	C
35	BB	448	G
35	BB	455	G

Continued on next page...

Continued from previous page...

Mol	Chain	Res	Type
35	BB	456	A
35	BB	461	U
35	BB	469	G
35	BB	473	U
35	BB	474	G
35	BB	475	A
35	BB	476	A
35	BB	477	U
35	BB	478	G
35	BB	481	A
35	BB	484	G
35	BB	488	G
35	BB	489	A
35	BB	490	G
35	BB	492	U
35	BB	495	A
35	BB	511	A
35	BB	516	G
35	BB	517	G
35	BB	519	A
35	BB	520	G
35	BB	522	A
35	BB	523	A
35	BB	524	C
35	BB	526	A
35	BB	530	C
35	BB	539	G
35	BB	540	G
35	BB	547	A
35	BB	548	A
35	BB	549	U
35	BB	555	G
35	BB	561	C
35	BB	562	A
35	BB	563	A
35	BB	565	U
35	BB	566	A
35	BB	571	C
35	BB	573	C
35	BB	574	G
35	BB	575	C
35	BB	577	U

Continued on next page...

Continued from previous page...

Mol	Chain	Res	Type
35	BB	580	A
35	BB	581	U
35	BB	582	G
35	BB	586	U
35	BB	597	C
35	BB	602	G
35	BB	603	U
35	BB	627	G
35	BB	640	A
35	BB	641	C
35	BB	642	G
35	BB	650	A
35	BB	651	G
35	BB	652	G
35	BB	655	U
35	BB	660	G
35	BB	664	A
35	BB	665	A
35	BB	668	A
35	BB	669	A
35	BB	670	G
35	BB	671	A
35	BB	672	C
35	BB	673	C
35	BB	678	U
35	BB	685	G
35	BB	702	G
35	BB	704	G
35	BB	710	A
35	BB	712	U
35	BB	713	U
35	BB	714	U
35	BB	715	G
35	BB	716	G
35	BB	717	A
35	BB	718	G
35	BB	719	G
35	BB	720	U
35	BB	721	G
35	BB	722	U
35	BB	725	U
35	BB	726	A

Continued on next page...

Continued from previous page...

Mol	Chain	Res	Type
35	BB	727	U
35	BB	728	A
35	BB	730	G
35	BB	735	A
35	BB	736	G
35	BB	746	A
35	BB	747	A
35	BB	748	A
35	BB	751	A
35	BB	752	A
35	BB	753	A
35	BB	754	U
35	BB	755	A
35	BB	758	A
35	BB	759	C
35	BB	760	C
35	BB	766	G
35	BB	767	A
35	BB	768	A
35	BB	769	C
35	BB	770	G
35	BB	772	U
35	BB	774	C
35	BB	778	A
35	BB	780	U
35	BB	781	U
35	BB	782	A
35	BB	789	G
35	BB	790	A
35	BB	791	A
35	BB	792	G
35	BB	793	A
35	BB	796	C
35	BB	797	C
35	BB	800	U
35	BB	803	U
35	BB	804	U
35	BB	805	G
35	BB	806	U
35	BB	818	U
35	BB	819	U
35	BB	820	C

Continued on next page...

Continued from previous page...

Mol	Chain	Res	Type
35	BB	823	G
35	BB	834	U
35	BB	838	G
35	BB	839	G
35	BB	840	C
35	BB	841	U
35	BB	846	A
35	BB	847	U
35	BB	849	A
35	BB	850	U
35	BB	851	U
35	BB	852	G
35	BB	853	U
35	BB	854	G
35	BB	860	U
35	BB	861	C
35	BB	862	U
35	BB	863	U
35	BB	869	G
35	BB	870	C
35	BB	877	A
35	BB	878	G
35	BB	879	G
35	BB	882	U
35	BB	884	U
35	BB	885	U
35	BB	890	U
35	BB	892	U
35	BB	893	U
35	BB	894	A
35	BB	895	U
35	BB	897	C
35	BB	900	C
35	BB	901	U
35	BB	906	G
35	BB	913	C
35	BB	914	U
35	BB	926	C
35	BB	928	C
35	BB	929	C
35	BB	932	U
35	BB	933	U

Continued on next page...

Continued from previous page...

Mol	Chain	Res	Type
35	BB	934	U
35	BB	943	U
35	BB	955	U
35	BB	965	G
35	BB	966	C
35	BB	971	A
35	BB	972	C
35	BB	973	G
35	BB	974	C
35	BB	975	G
35	BB	977	G
35	BB	978	C
35	BB	979	G
35	BB	980	G
35	BB	982	A
35	BB	983	C
35	BB	984	U
35	BB	985	A
35	BB	986	C
35	BB	987	U
35	BB	988	G
35	BB	989	C
35	BB	990	G
35	BB	991	C
35	BB	992	C
35	BB	995	C
35	BB	996	G
35	BB	1023	G
35	BB	1025	A
35	BB	1026	G
35	BB	1027	U
35	BB	1030	U
35	BB	1031	G
35	BB	1032	U
35	BB	1033	U
35	BB	1040	C
35	BB	1043	C
35	BB	1044	U
35	BB	1045	G
35	BB	1053	G
35	BB	1054	G
35	BB	1061	G

Continued on next page...

Continued from previous page...

Mol	Chain	Res	Type
35	BB	1066	G
35	BB	1073	A
35	BB	1084	A
35	BB	1099	U
35	BB	1103	A
35	BB	1119	G
35	BB	1121	A
35	BB	1124	G
35	BB	1125	A
35	BB	1126	A
35	BB	1128	U
35	BB	1135	U
35	BB	1136	G
35	BB	1137	G
35	BB	1138	A
35	BB	1140	C
35	BB	1141	A
35	BB	1143	A
35	BB	1146	C
35	BB	1150	A
35	BB	1152	U
35	BB	1155	U
35	BB	1156	U
35	BB	1161	G
35	BB	1166	A
35	BB	1167	C
35	BB	1176	G
35	BB	1177	U
35	BB	1200	A
35	BB	1201	G
35	BB	1202	G
35	BB	1209	A
35	BB	1218	G
35	BB	1220	A
35	BB	1221	G
35	BB	1222	A
35	BB	1224	C
35	BB	1225	A
35	BB	1226	G
35	BB	1227	G
35	BB	1228	A
35	BB	1229	A

Continued on next page...

Continued from previous page...

Mol	Chain	Res	Type
35	BB	1230	A
35	BB	1231	U
35	BB	1235	A
35	BB	1236	A
35	BB	1237	C
35	BB	1254	G
35	BB	1257	A
35	BB	1258	G
35	BB	1259	A
35	BB	1260	A
35	BB	1268	C
35	BB	1274	G
35	BB	1275	A
35	BB	1276	U
35	BB	1277	A
35	BB	1287	U
35	BB	1300	U
35	BB	1301	U
35	BB	1302	C
35	BB	1303	A
35	BB	1307	C
35	BB	1318	U
35	BB	1325	C
35	BB	1329	G
35	BB	1331	U
35	BB	1333	U
35	BB	1336	G
35	BB	1337	C
35	BB	1340	U
35	BB	1345	A
35	BB	1346	A
35	BB	1347	C
35	BB	1354	C
35	BB	1355	C
35	BB	1356	G
35	BB	1357	C
35	BB	1358	A
35	BB	1372	G
35	BB	1381	U
35	BB	1385	C
35	BB	1393	C
35	BB	1394	A

Continued on next page...

Continued from previous page...

Mol	Chain	Res	Type
35	BB	1395	G
35	BB	1400	C
35	BB	1403	G
35	BB	1405	G
35	BB	1409	G
35	BB	1412	U
35	BB	1413	U
35	BB	1415	G
35	BB	1429	A
35	BB	1436	U
35	BB	1437	U
35	BB	1440	A
35	BB	1441	C
35	BB	1448	U
35	BB	1450	G
35	BB	1453	G
35	BB	1454	G
35	BB	1455	A
35	BB	1456	G
35	BB	1459	U
35	BB	1460	G
35	BB	1461	C
35	BB	1462	G
35	BB	1464	G
35	BB	1465	U
35	BB	1468	A
35	BB	1469	A
35	BB	1471	A
35	BB	1472	U
35	BB	1473	U
35	BB	1474	A
35	BB	1475	U
35	BB	1481	C
35	BB	1482	A
35	BB	1490	G
35	BB	1495	U
35	BB	1499	U
35	BB	1501	U
35	BB	1502	U
35	BB	1503	U
35	BB	1504	U
35	BB	1505	U

Continued on next page...

Continued from previous page...

Mol	Chain	Res	Type
35	BB	1506	C
35	BB	1507	U
35	BB	1512	C
35	BB	1517	G
35	BB	1518	U
35	BB	1521	G
35	BB	1533	U
35	BB	1535	G
35	BB	1536	G
35	BB	1541	G
36	BC	2	A
36	BC	3	C
36	BC	22	U
36	BC	23	G
36	BC	32	U
36	BC	33	U
36	BC	34	U
36	BC	35	C
36	BC	47	C
36	BC	48	A
36	BC	51	A
36	BC	59	A
36	BC	61	A
36	BC	62	A
36	BC	63	G
36	BC	74	U
36	BC	75	G
36	BC	80	A
36	BC	81	U
36	BC	82	C
36	BC	83	A
36	BC	84	U
36	BC	85	U
36	BC	86	U
36	BC	89	U
36	BC	91	G
36	BC	92	C
36	BC	94	C
36	BC	103	A
36	BC	104	A
36	BC	105	C
36	BC	110	A

Continued on next page...

Continued from previous page...

Mol	Chain	Res	Type
36	BC	111	C
36	BC	117	A
36	BC	124	A
36	BC	130	U
36	BC	131	C
36	BC	132	U
36	BC	147	G
36	BC	149	A
36	BC	157	U
36	BC	158	U
36	BC	159	U
36	BC	160	C
36	BC	165	U
36	BC	169	G
37	BD	7	G
37	BD	11	A
37	BD	12	U
37	BD	13	A
37	BD	14	C
37	BD	21	G
37	BD	22	A
37	BD	26	C
37	BD	39	C
37	BD	40	C
37	BD	41	G
37	BD	42	A
37	BD	48	G
37	BD	50	A
37	BD	52	U
37	BD	53	U
37	BD	63	C
37	BD	64	A
37	BD	72	U
37	BD	74	A
37	BD	83	A
37	BD	84	U
37	BD	88	U
37	BD	89	G
37	BD	90	A
37	BD	99	G
37	BD	100	A
37	BD	101	A

Continued on next page...

Continued from previous page...

Mol	Chain	Res	Type
37	BD	108	G
37	BD	110	G
37	BD	113	G
38	BE	2	G
38	BE	4	A
38	BE	11	A
38	BE	12	A
38	BE	13	A
38	BE	19	G
38	BE	20	C
38	BE	22	A
38	BE	23	G
38	BE	24	G
38	BE	25	U
38	BE	26	G
38	BE	28	C
38	BE	53	U
38	BE	55	C
38	BE	56	U
38	BE	57	U
38	BE	71	A
38	BE	72	C
38	BE	78	C
38	BE	80	G
38	BE	82	C
38	BE	83	U
38	BE	84	U
38	BE	86	C
38	BE	89	G
38	BE	92	C
38	BE	102	U
38	BE	103	C
38	BE	104	G
38	BE	108	U
38	BE	109	C
38	BE	112	G
38	BE	113	C
38	BE	114	G
38	BE	118	C
38	BE	119	U
38	BE	125	C
38	BE	129	G

Continued on next page...

Continued from previous page...

Mol	Chain	Res	Type
38	BE	130	G
38	BE	131	C
38	BE	134	A
38	BE	135	A
38	BE	136	G
38	BE	137	A
38	BE	141	A
38	BE	142	A
38	BE	143	A
38	BE	144	A
38	BE	152	U
38	BE	153	C
38	BE	155	C
38	BE	156	C
38	BE	157	C
38	BE	159	A
38	BE	160	C
38	BE	161	G
38	BE	162	U
38	BE	165	U
38	BE	172	U
38	BE	173	G
38	BE	174	U
38	BE	175	U
38	BE	176	G
38	BE	179	A
38	BE	180	G
38	BE	181	U
38	BE	182	U
38	BE	186	C
38	BE	187	G
38	BE	189	A
38	BE	191	U
38	BE	203	C
38	BE	204	U
38	BE	206	G
38	BE	207	G
38	BE	209	U
38	BE	210	G
39	BF	2	G
39	BF	3	A
39	BF	6	C

Continued on next page...

Continued from previous page...

Mol	Chain	Res	Type
39	BF	7	G
39	BF	8	C
39	BF	10	A
39	BF	11	C
39	BF	12	U
39	BF	13	U
39	BF	14	C
39	BF	15	U
39	BF	16	C
39	BF	17	U
39	BF	18	U
39	BF	19	A
39	BF	20	U
39	BF	21	C
39	BF	22	U
39	BF	23	G
39	BF	24	G
39	BF	25	G
39	BF	26	U
39	BF	29	U
39	BF	31	U
39	BF	33	C
39	BF	34	C
39	BF	40	U
39	BF	41	U
39	BF	42	G
39	BF	43	U
39	BF	44	C
39	BF	45	G
39	BF	52	A
39	BF	53	G
39	BF	54	U
39	BF	57	C
39	BF	59	U
39	BF	60	C
39	BF	61	A
39	BF	62	U
39	BF	63	U
39	BF	64	U
39	BF	66	C
39	BF	67	A
39	BF	68	C

Continued on next page...

Continued from previous page...

Mol	Chain	Res	Type
39	BF	69	A
39	BF	71	G
39	BF	73	U
40	BG	2	U
40	BG	3	G
40	BG	11	G
40	BG	12	A
40	BG	13	A
40	BG	14	G
40	BG	15	G
40	BG	21	C
40	BG	22	G
40	BG	23	C
40	BG	24	A
40	BG	25	G
40	BG	34	A
40	BG	40	G
40	BG	84	U
40	BG	85	C
40	BG	86	U
40	BG	87	G
40	BG	99	A
40	BG	106	G
40	BG	107	U
40	BG	108	G
40	BG	114	A
40	BG	120	U
40	BG	121	C
40	BG	141	A
40	BG	147	U
40	BG	150	A
40	BG	156	G
40	BG	158	A
40	BG	159	A
40	BG	166	C
40	BG	167	C
40	BG	169	A
40	BG	170	G
40	BG	171	A
40	BG	172	C
40	BG	173	C
40	BG	180	C

Continued on next page...

Continued from previous page...

Mol	Chain	Res	Type
40	BG	181	C
41	BH	2	U
41	BH	3	U
41	BH	11	C
41	BH	12	U
41	BH	15	A
41	BH	21	G
41	BH	24	U
41	BH	25	A
41	BH	26	C
41	BH	27	A
41	BH	28	U
41	BH	30	C
41	BH	34	G
41	BH	38	G
41	BH	39	G
41	BH	40	C
41	BH	41	A
41	BH	42	U
41	BH	43	G
41	BH	44	A
41	BH	49	C
41	BH	50	A
41	BH	51	C
41	BH	60	A
41	BH	61	C
41	BH	62	C
41	BH	72	G
41	BH	73	A
41	BH	74	G
41	BH	77	G
41	BH	79	A
41	BH	80	C
41	BH	81	U
41	BH	82	U
41	BH	84	A
41	BH	86	G
41	BH	88	C
41	BH	89	C
41	BH	90	C
41	BH	93	G
41	BH	101	A

Continued on next page...

Continued from previous page...

Mol	Chain	Res	Type
41	BH	102	C
41	BH	103	C
41	BH	115	A
41	BH	117	U
41	BH	122	U
41	BH	123	G
41	BH	129	G
41	BH	135	U
85	AA	2	A
85	AA	3	U
85	AA	4	C
85	AA	9	U
85	AA	25	C
85	AA	26	A
85	AA	28	A
85	AA	34	G
85	AA	39	A
85	AA	42	G
85	AA	43	A
85	AA	44	C
85	AA	45	U
85	AA	46	U
85	AA	47	A
85	AA	48	G
85	AA	51	A
85	AA	56	U
85	AA	57	G
85	AA	59	C
85	AA	60	U
85	AA	61	C
85	AA	66	U
85	AA	67	C
85	AA	68	A
85	AA	73	A
85	AA	74	U
85	AA	77	C
85	AA	82	A
85	AA	85	U
85	AA	86	G
85	AA	90	A
85	AA	91	U
85	AA	92	G

Continued on next page...

Continued from previous page...

Mol	Chain	Res	Type
85	AA	96	C
85	AA	97	A
85	AA	99	U
85	AA	101	C
85	AA	102	A
85	AA	103	U
85	AA	104	C
85	AA	107	A
85	AA	111	A
85	AA	112	A
85	AA	116	G
85	AA	121	C
85	AA	123	A
85	AA	124	A
85	AA	125	A
85	AA	126	U
85	AA	127	U
85	AA	128	U
85	AA	129	U
85	AA	136	U
85	AA	137	C
85	AA	142	U
85	AA	143	U
85	AA	144	A
85	AA	145	C
85	AA	162	A
85	AA	171	U
85	AA	174	U
85	AA	175	A
85	AA	179	G
85	AA	180	A
85	AA	181	A
85	AA	182	C
85	AA	183	C
85	AA	184	A
85	AA	185	A
85	AA	193	C
85	AA	197	C
85	AA	198	U
85	AA	200	U
85	AA	202	U
85	AA	205	A

Continued on next page...

Continued from previous page...

Mol	Chain	Res	Type
85	AA	207	G
85	AA	208	U
85	AA	209	C
85	AA	210	G
85	AA	211	C
85	AA	212	G
85	AA	222	U
85	AA	224	C
85	AA	225	G
85	AA	230	U
85	AA	236	G
85	AA	237	G
85	AA	239	G
85	AA	240	A
85	AA	241	U
85	AA	242	G
85	AA	243	A
85	AA	244	G
85	AA	246	C
85	AA	251	A
85	AA	253	C
85	AA	254	G
85	AA	263	A
85	AA	264	A
85	AA	265	A
85	AA	266	U
85	AA	267	U
85	AA	269	G
85	AA	280	U
85	AA	282	C
85	AA	284	C
85	AA	290	G
85	AA	294	G
85	AA	295	U
85	AA	296	A
85	AA	298	C
85	AA	299	A
85	AA	300	C
85	AA	301	U
85	AA	302	C
85	AA	303	A
85	AA	304	G

Continued on next page...

Continued from previous page...

Mol	Chain	Res	Type
85	AA	307	G
85	AA	308	U
85	AA	311	U
85	AA	312	G
85	AA	313	A
85	AA	315	U
85	AA	316	C
85	AA	318	A
85	AA	326	C
85	AA	327	G
85	AA	328	U
85	AA	329	G
85	AA	330	C
85	AA	331	G
85	AA	332	A
85	AA	333	A
85	AA	334	A
85	AA	338	G
85	AA	344	U
85	AA	345	U
85	AA	356	U
85	AA	357	C
85	AA	358	U
85	AA	363	A
85	AA	375	C
85	AA	378	A
85	AA	379	U
85	AA	380	C
85	AA	382	G
85	AA	385	A
85	AA	386	G
85	AA	387	U
85	AA	388	G
85	AA	389	A
85	AA	390	U
85	AA	394	C
85	AA	395	G
85	AA	404	A
85	AA	412	G
85	AA	417	U
85	AA	418	G
85	AA	419	A

Continued on next page...

Continued from previous page...

Mol	Chain	Res	Type
85	AA	425	G
85	AA	435	A
85	AA	442	G
85	AA	443	A
85	AA	444	U
85	AA	445	U
85	AA	446	C
85	AA	453	G
85	AA	455	G
85	AA	464	A
85	AA	465	A
85	AA	466	A
85	AA	467	U
85	AA	468	A
85	AA	469	G
85	AA	482	C
85	AA	483	G
85	AA	487	G
85	AA	489	C
85	AA	495	G
85	AA	504	U
85	AA	505	U
85	AA	510	A
85	AA	518	A
85	AA	519	A
85	AA	520	A
85	AA	521	A
85	AA	522	A
85	AA	524	A
85	AA	526	G
85	AA	529	G
85	AA	530	A
85	AA	533	C
85	AA	538	A
85	AA	557	G
85	AA	571	G
85	AA	576	U
85	AA	578	U
85	AA	580	C
85	AA	582	A
85	AA	589	A
85	AA	590	U

Continued on next page...

Continued from previous page...

Mol	Chain	Res	Type
85	AA	591	A
85	AA	603	C
85	AA	604	C
85	AA	605	A
85	AA	606	A
85	AA	607	U
85	AA	608	A
85	AA	612	A
85	AA	615	A
85	AA	616	A
85	AA	618	A
85	AA	619	A
85	AA	620	U
85	AA	625	G
85	AA	628	C
85	AA	629	A
85	AA	633	C
85	AA	634	U
85	AA	639	C
85	AA	640	C
85	AA	648	G
85	AA	652	U
85	AA	653	A
85	AA	654	A
85	AA	655	U
85	AA	657	C
85	AA	660	G
85	AA	668	A
85	AA	669	G
85	AA	681	G
85	AA	682	C
85	AA	683	U
85	AA	684	G
85	AA	685	U
85	AA	687	G
85	AA	688	C
85	AA	693	A
85	AA	694	A
85	AA	696	G
85	AA	697	G
85	AA	698	G
85	AA	709	A

Continued on next page...

Continued from previous page...

Mol	Chain	Res	Type
85	AA	711	C
85	AA	712	U
85	AA	713	G
85	AA	714	U
85	AA	715	G
85	AA	724	A
85	AA	725	G
85	AA	726	U
85	AA	727	U
85	AA	728	U
85	AA	736	U
85	AA	737	G
85	AA	738	C
85	AA	739	C
85	AA	740	A
85	AA	741	G
85	AA	742	U
85	AA	744	C
85	AA	749	C
85	AA	750	A
85	AA	752	C
85	AA	753	U
85	AA	754	C
85	AA	756	G
85	AA	760	U
85	AA	761	G
85	AA	762	U
85	AA	763	U
85	AA	764	U
85	AA	765	U
85	AA	766	G
85	AA	767	A
85	AA	770	C
85	AA	771	A
85	AA	772	C
85	AA	776	C
85	AA	777	U
85	AA	779	G
85	AA	786	G
85	AA	787	U
85	AA	789	A
85	AA	790	A

Continued on next page...

Continued from previous page...

Mol	Chain	Res	Type
85	AA	791	C
85	AA	792	A
85	AA	793	C
85	AA	795	C
85	AA	797	C
85	AA	798	A
85	AA	799	G
85	AA	801	U
85	AA	803	C
85	AA	804	A
85	AA	805	A
85	AA	806	G
85	AA	809	A
85	AA	810	C
85	AA	815	G
85	AA	816	A
85	AA	818	C
85	AA	825	U
85	AA	826	C
85	AA	828	U
85	AA	829	C
85	AA	830	A
85	AA	831	C
85	AA	832	U
85	AA	833	U
85	AA	834	U
85	AA	836	A
85	AA	837	C
85	AA	838	G
85	AA	845	A
85	AA	846	U
85	AA	847	G
85	AA	853	G
85	AA	854	A
85	AA	855	G
85	AA	856	G
85	AA	861	G
85	AA	862	U
85	AA	868	A
85	AA	869	A
85	AA	873	U
85	AA	874	A

Continued on next page...

Continued from previous page...

Mol	Chain	Res	Type
85	AA	875	C
85	AA	883	A
85	AA	884	A
85	AA	885	A
85	AA	886	A
85	AA	887	A
85	AA	888	A
85	AA	889	G
85	AA	890	U
85	AA	891	G
85	AA	892	C
85	AA	893	G
85	AA	895	C
85	AA	899	A
85	AA	901	C
85	AA	902	A
85	AA	903	G
85	AA	904	U
85	AA	906	U
85	AA	907	G
85	AA	908	C
85	AA	909	C
85	AA	910	G
85	AA	914	U
85	AA	919	U
85	AA	923	A
85	AA	924	A
85	AA	927	A
85	AA	931	G
85	AA	934	A
85	AA	935	A
85	AA	937	G
85	AA	938	A
85	AA	940	G
85	AA	941	C
85	AA	942	A
85	AA	943	U
85	AA	945	A
85	AA	957	A
85	AA	961	U
85	AA	964	C
85	AA	965	G

Continued on next page...

Continued from previous page...

Mol	Chain	Res	Type
85	AA	974	U
85	AA	988	C
85	AA	989	U
85	AA	990	U
85	AA	998	U
85	AA	999	A
85	AA	1000	U
85	AA	1005	C
85	AA	1010	U
85	AA	1012	C
85	AA	1013	C
85	AA	1014	U
85	AA	1017	G
85	AA	1020	C
85	AA	1022	G
85	AA	1023	U
85	AA	1026	U
85	AA	1030	U
85	AA	1034	U
85	AA	1037	U
85	AA	1040	U
85	AA	1043	U
85	AA	1051	A
85	AA	1052	C
85	AA	1054	U
85	AA	1055	U
85	AA	1058	G
85	AA	1060	U
85	AA	1061	C
85	AA	1062	U
85	AA	1063	U
85	AA	1068	A
85	AA	1073	U
85	AA	1075	U
85	AA	1076	U
85	AA	1077	U
85	AA	1078	A
85	AA	1079	C
85	AA	1080	A
85	AA	1086	U
85	AA	1091	C
85	AA	1098	C

Continued on next page...

Continued from previous page...

Mol	Chain	Res	Type
85	AA	1103	A
85	AA	1104	G
85	AA	1106	A
85	AA	1107	A
85	AA	1108	U
85	AA	1109	G
85	AA	1111	A
85	AA	1112	G
85	AA	1113	G
85	AA	1114	A
85	AA	1121	U
85	AA	1125	G
85	AA	1130	G
85	AA	1136	A
85	AA	1138	U
85	AA	1140	G
85	AA	1143	C
85	AA	1145	U
85	AA	1148	G
85	AA	1153	G
85	AA	1154	A
85	AA	1157	U
85	AA	1158	U
85	AA	1159	C
85	AA	1161	U
85	AA	1162	A
85	AA	1163	G
85	AA	1177	G
85	AA	1179	A
85	AA	1183	C
85	AA	1184	A
85	AA	1191	G
85	AA	1193	A
85	AA	1208	C
85	AA	1209	U
85	AA	1212	C
85	AA	1213	U
85	AA	1214	C
85	AA	1215	A
85	AA	1219	A
85	AA	1236	G
85	AA	1237	A

Continued on next page...

Continued from previous page...

Mol	Chain	Res	Type
85	AA	1241	A
85	AA	1242	A
85	AA	1246	G
85	AA	1249	U
85	AA	1250	A
85	AA	1253	G
85	AA	1272	G
85	AA	1275	A
85	AA	1276	A
85	AA	1278	C
85	AA	1279	A
85	AA	1281	G
85	AA	1287	C
85	AA	1288	A
85	AA	1290	G
85	AA	1291	A
85	AA	1292	A
85	AA	1293	U
85	AA	1294	U
85	AA	1299	A
85	AA	1300	A
85	AA	1302	A
85	AA	1303	U
85	AA	1311	U
85	AA	1315	C
85	AA	1319	U
85	AA	1321	G
85	AA	1330	U
85	AA	1331	G
85	AA	1352	U
85	AA	1353	U
85	AA	1354	A
85	AA	1357	U
85	AA	1358	A
85	AA	1359	U
85	AA	1360	C
85	AA	1368	G
85	AA	1372	C
85	AA	1373	U
85	AA	1379	A
85	AA	1381	C
85	AA	1383	C

Continued on next page...

Continued from previous page...

Mol	Chain	Res	Type
85	AA	1391	U
85	AA	1393	C
85	AA	1397	U
85	AA	1399	U
85	AA	1400	U
85	AA	1406	U
85	AA	1407	C
85	AA	1416	U
85	AA	1417	U
85	AA	1420	U
85	AA	1422	A
85	AA	1423	C
85	AA	1425	G
85	AA	1430	A
85	AA	1433	C
85	AA	1434	U
85	AA	1436	A
85	AA	1437	G
85	AA	1441	G
85	AA	1446	U
85	AA	1449	C
85	AA	1450	U
85	AA	1457	C
85	AA	1458	G
85	AA	1459	C
85	AA	1466	U
85	AA	1467	U
85	AA	1468	G
85	AA	1469	G
85	AA	1470	A
85	AA	1471	G
85	AA	1474	U
85	AA	1475	A
85	AA	1476	C
85	AA	1477	A
85	AA	1478	G
85	AA	1486	G
85	AA	1490	A
85	AA	1491	G
85	AA	1492	U
85	AA	1493	A
85	AA	1494	C

Continued on next page...

Continued from previous page...

Mol	Chain	Res	Type
85	AA	1495	G
85	AA	1515	A
85	AA	1527	G
85	AA	1528	A
85	AA	1532	G
85	AA	1535	C
85	AA	1536	C
85	AA	1537	A
85	AA	1547	G
85	AA	1560	A
85	AA	1561	A
85	AA	1563	U
85	AA	1567	C
85	AA	1570	A
85	AA	1571	A
85	AA	1572	C
85	AA	1573	A
85	AA	1574	C
85	AA	1576	G
85	AA	1577	G
85	AA	1578	G
85	AA	1579	A
85	AA	1580	A
85	AA	1584	U
85	AA	1585	A
85	AA	1594	G
85	AA	1595	G
85	AA	1596	A
85	AA	1597	C
85	AA	1605	G
85	AA	1606	G
85	AA	1614	G
85	AA	1616	U
85	AA	1618	G
85	AA	1620	G
85	AA	1621	U
85	AA	1622	G
85	AA	1623	U
85	AA	1633	A
85	AA	1634	U
85	AA	1635	C
85	AA	1638	C

Continued on next page...

Continued from previous page...

Mol	Chain	Res	Type
85	AA	1643	U
85	AA	1646	U
85	AA	1647	G
85	AA	1650	G
85	AA	1651	C
85	AA	1661	U
85	AA	1662	U
85	AA	1663	U
85	AA	1664	G
85	AA	1665	G
85	AA	1683	U
85	AA	1684	U
85	AA	1689	G
85	AA	1691	U
85	AA	1692	U
85	AA	1698	A
85	AA	1699	A
85	AA	1702	G
85	AA	1706	A
85	AA	1717	G
85	AA	1718	C
85	AA	1719	C
85	AA	1722	G
85	AA	1724	A
85	AA	1725	G
85	AA	1726	G
85	AA	1729	C
85	AA	1731	G
85	AA	1736	U
85	AA	1752	C
85	AA	1753	A
85	AA	1754	G
85	AA	1756	C
85	AA	1758	C
85	AA	1759	U
85	AA	1760	C
85	AA	1770	U
85	AA	1772	U
85	AA	1773	U
85	AA	1774	U
85	AA	1785	U
85	AA	1788	U

Continued on next page...

Continued from previous page...

Mol	Chain	Res	Type
85	AA	1789	C
85	AA	1791	U
85	AA	1792	C
85	AA	1793	A
85	AA	1798	U
85	AA	1800	U
85	AA	1803	U
85	AA	1804	U
85	AA	1808	G
85	AA	1809	G
85	AA	1810	C
85	AA	1812	C
85	AA	1813	C
85	AA	1814	U
85	AA	1815	U
85	AA	1817	U
85	AA	1820	G
85	AA	1826	U
85	AA	1827	U
85	AA	1833	C
85	AA	1834	U
85	AA	1836	U
85	AA	1837	U
85	AA	1839	G
85	AA	1841	G
85	AA	1849	A
85	AA	1851	A
85	AA	1852	U
85	AA	1853	U
85	AA	1854	U
85	AA	1860	A
85	AA	1861	A
85	AA	1866	A
85	AA	1869	U
85	AA	1870	C
85	AA	1872	G
85	AA	1874	G
85	AA	1875	A
85	AA	1884	A
85	AA	1885	A
85	AA	1887	G
85	AA	1897	A

Continued on next page...

Continued from previous page...

Mol	Chain	Res	Type
85	AA	1898	C
85	AA	1899	A
85	AA	1911	A
85	AA	1912	U
85	AA	1913	G
85	AA	1920	A
85	AA	1921	G
85	AA	1922	A
85	AA	1923	A
85	AA	1924	C
85	AA	1925	A
85	AA	1926	A
85	AA	1929	G
85	AA	1931	C
85	AA	1932	C
85	AA	1933	G
85	AA	1934	A
85	AA	1943	U
85	AA	1945	A
85	AA	1947	A
85	AA	1957	C
85	AA	1958	C
85	AA	1959	G
85	AA	1960	C
85	AA	1964	A
85	AA	1973	G
85	AA	1974	C
85	AA	1979	A
85	AA	1980	A
85	AA	1981	A
85	AA	1982	C
85	AA	1983	C
85	AA	1984	A
85	AA	1986	G
85	AA	1987	G
85	AA	1988	A
85	AA	1989	A
85	AA	1990	U
85	AA	1993	C
85	AA	2000	C
85	AA	2001	C
85	AA	2003	C

Continued on next page...

Continued from previous page...

Mol	Chain	Res	Type
85	AA	2004	U
85	AA	2005	U
85	AA	2006	G
85	AA	2008	G
85	AA	2009	A
85	AA	2010	C
85	AA	2020	C
85	AA	2023	U
85	AA	2024	U
85	AA	2025	A
85	AA	2026	U
85	AA	2034	G
85	AA	2035	C
85	AA	2040	A
85	AA	2041	G
85	AA	2050	C
85	AA	2051	G
85	AA	2057	G
85	AA	2062	U
85	AA	2068	A
85	AA	2081	A
85	AA	2086	C
85	AA	2098	A
85	AA	2099	C
85	AA	2101	C
85	AA	2102	A
85	AA	2103	C
85	AA	2104	C
85	AA	2105	G
85	AA	2125	A
85	AA	2133	A
85	AA	2144	C
85	AA	2146	G
85	AA	2147	A
85	AA	2159	C
85	AA	2160	U
85	AA	2161	C
85	AA	2172	A
85	AA	2197	A
85	AA	2208	G
85	AA	2211	G
85	AA	2212	U

Continued on next page...

Continued from previous page...

Mol	Chain	Res	Type
85	AA	2213	A
85	AA	2215	C
85	AA	2216	A
85	AA	2218	G
85	AA	2219	G
85	AA	2220	U
85	AA	2222	G
85	AA	2230	U
85	AA	2231	G
85	AA	2234	C
85	AA	2243	G
85	AA	2244	G
85	AA	2245	A
85	AA	2246	U
85	AA	2247	C
85	AA	2248	A
85	AA	2249	U
85	AA	2250	U
85	AA	2251	U
86	AB	2	C
86	AB	3	C
86	AB	4	C
86	AB	8	U
86	AB	9	A
86	AB	15	G
86	AB	17	C
86	AB	18	G
86	AB	19	G
86	AB	20	U
86	AB	23	A
86	AB	27	G
86	AB	35	A
86	AB	37	A
86	AB	43	C
86	AB	46	G
86	AB	47	U
86	AB	48	C
86	AB	50	U
86	AB	55	U
86	AB	57	G
86	AB	58	A
86	AB	59	U

Continued on next page...

Continued from previous page...

Mol	Chain	Res	Type
86	AB	60	U
86	AB	65	G
86	AB	66	U
86	AB	70	G
86	AB	71	G
86	AB	72	C
86	AB	73	A

All (790) RNA pucker outliers are listed below:

Mol	Chain	Res	Type
34	BA	13	U
34	BA	21	C
34	BA	62	A
34	BA	70	C
34	BA	84	U
34	BA	91	C
34	BA	114	U
34	BA	116	G
34	BA	120	A
34	BA	131	A
34	BA	140	C
34	BA	148	G
34	BA	156	U
34	BA	160	G
34	BA	165	C
34	BA	174	A
34	BA	177	G
34	BA	179	U
34	BA	187	G
34	BA	188	C
34	BA	215	C
34	BA	217	C
34	BA	218	G
34	BA	224	G
34	BA	225	A
34	BA	226	A
34	BA	247	U
34	BA	261	A
34	BA	270	U
34	BA	279	U
34	BA	281	C

Continued on next page...

Continued from previous page...

Mol	Chain	Res	Type
34	BA	283	U
34	BA	289	A
34	BA	294	C
34	BA	298	G
34	BA	301	U
34	BA	302	A
34	BA	303	C
34	BA	316	G
34	BA	317	U
34	BA	323	C
34	BA	344	G
34	BA	347	A
34	BA	360	C
34	BA	367	G
34	BA	368	U
34	BA	392	A
34	BA	394	A
34	BA	404	C
34	BA	411	C
34	BA	415	C
34	BA	463	A
34	BA	464	U
34	BA	469	C
34	BA	482	C
34	BA	487	A
34	BA	488	C
34	BA	508	C
34	BA	510	U
34	BA	511	U
34	BA	518	C
34	BA	519	G
34	BA	521	C
34	BA	525	A
34	BA	526	C
34	BA	530	A
34	BA	531	C
34	BA	538	G
34	BA	547	C
34	BA	561	U
34	BA	570	G
34	BA	574	U
34	BA	575	U

Continued on next page...

Continued from previous page...

Mol	Chain	Res	Type
34	BA	577	U
34	BA	578	C
34	BA	579	U
34	BA	581	U
34	BA	588	C
34	BA	592	G
34	BA	595	U
34	BA	596	G
34	BA	599	U
34	BA	607	C
34	BA	611	A
34	BA	625	U
34	BA	628	U
34	BA	629	G
34	BA	647	U
34	BA	650	C
34	BA	667	U
34	BA	672	G
34	BA	674	G
34	BA	680	C
34	BA	683	C
34	BA	687	G
34	BA	690	G
34	BA	712	C
34	BA	720	A
34	BA	722	A
34	BA	738	C
34	BA	739	A
34	BA	751	A
34	BA	752	A
34	BA	764	G
34	BA	769	U
34	BA	770	G
34	BA	771	A
34	BA	772	G
34	BA	785	G
34	BA	786	U
34	BA	787	A
34	BA	797	A
34	BA	799	A
34	BA	805	A
34	BA	807	U

Continued on next page...

Continued from previous page...

Mol	Chain	Res	Type
34	BA	813	C
34	BA	827	A
34	BA	833	U
34	BA	845	U
34	BA	847	U
34	BA	848	U
34	BA	849	G
34	BA	863	G
34	BA	875	G
34	BA	885	A
34	BA	895	U
34	BA	897	U
34	BA	915	A
34	BA	953	G
34	BA	972	C
34	BA	982	A
34	BA	995	A
34	BA	1007	G
34	BA	1023	G
34	BA	1035	A
34	BA	1036	G
34	BA	1042	U
34	BA	1079	C
34	BA	1080	U
34	BA	1083	A
34	BA	1085	G
34	BA	1097	G
34	BA	1120	U
34	BA	1121	U
34	BA	1131	G
34	BA	1168	C
34	BA	1179	U
34	BA	1180	A
34	BA	1187	U
34	BA	1188	U
34	BA	1197	U
34	BA	1198	U
34	BA	1199	U
34	BA	1200	U
34	BA	1216	G
34	BA	1262	A
34	BA	1267	A

Continued on next page...

Continued from previous page...

Mol	Chain	Res	Type
34	BA	1293	A
34	BA	1295	U
34	BA	1296	U
34	BA	1297	G
34	BA	1305	A
34	BA	1306	U
34	BA	1307	U
34	BA	1309	U
34	BA	1313	U
34	BA	1319	A
34	BA	1326	U
34	BA	1331	G
34	BA	1340	G
34	BA	1341	A
34	BA	1355	G
34	BA	1359	U
34	BA	1363	A
34	BA	1381	A
34	BA	1421	A
34	BA	1422	A
34	BA	1425	G
34	BA	1443	U
34	BA	1447	C
34	BA	1452	U
34	BA	1453	U
34	BA	1454	G
34	BA	1457	C
34	BA	1459	U
34	BA	1470	G
34	BA	1471	U
34	BA	1475	G
34	BA	1477	C
34	BA	1490	U
34	BA	1494	G
34	BA	1495	A
34	BA	1496	G
34	BA	1497	A
34	BA	1505	G
34	BA	1509	U
34	BA	1515	U
34	BA	1563	G
34	BA	1615	A

Continued on next page...

Continued from previous page...

Mol	Chain	Res	Type
34	BA	1616	A
34	BA	1622	U
34	BA	1625	C
34	BA	1628	A
34	BA	1635	A
34	BA	1648	G
34	BA	1651	C
34	BA	1660	A
34	BA	1674	G
34	BA	1678	U
34	BA	1697	U
34	BA	1713	U
34	BA	1716	A
34	BA	1725	U
34	BA	1775	U
34	BA	1793	G
34	BA	1794	A
34	BA	1795	A
34	BA	1796	A
34	BA	1797	A
34	BA	1805	C
34	BA	1806	A
34	BA	1809	G
34	BA	1816	G
34	BA	1825	U
34	BA	1831	A
35	BB	3	C
35	BB	28	G
35	BB	29	C
35	BB	30	A
35	BB	31	U
35	BB	32	C
35	BB	48	G
35	BB	49	A
35	BB	60	A
35	BB	61	A
35	BB	62	C
35	BB	69	A
35	BB	97	U
35	BB	98	A
35	BB	116	G
35	BB	145	G

Continued on next page...

Continued from previous page...

Mol	Chain	Res	Type
35	BB	147	C
35	BB	148	C
35	BB	261	C
35	BB	267	C
35	BB	295	U
35	BB	353	G
35	BB	361	A
35	BB	371	C
35	BB	380	G
35	BB	381	C
35	BB	383	U
35	BB	388	C
35	BB	443	A
35	BB	447	C
35	BB	475	A
35	BB	477	U
35	BB	488	G
35	BB	494	C
35	BB	516	G
35	BB	523	A
35	BB	524	C
35	BB	548	A
35	BB	561	C
35	BB	602	G
35	BB	639	A
35	BB	641	C
35	BB	650	A
35	BB	659	C
35	BB	667	G
35	BB	671	A
35	BB	713	U
35	BB	715	G
35	BB	735	A
35	BB	747	A
35	BB	754	U
35	BB	780	U
35	BB	792	G
35	BB	795	A
35	BB	796	C
35	BB	797	C
35	BB	799	A
35	BB	803	U

Continued on next page...

Continued from previous page...

Mol	Chain	Res	Type
35	BB	833	G
35	BB	838	G
35	BB	845	C
35	BB	848	A
35	BB	850	U
35	BB	851	U
35	BB	853	U
35	BB	860	U
35	BB	861	C
35	BB	863	U
35	BB	877	A
35	BB	878	G
35	BB	883	G
35	BB	884	U
35	BB	885	U
35	BB	892	U
35	BB	894	A
35	BB	896	C
35	BB	912	C
35	BB	942	G
35	BB	970	C
35	BB	971	A
35	BB	972	C
35	BB	974	C
35	BB	976	U
35	BB	981	A
35	BB	985	A
35	BB	986	C
35	BB	990	G
35	BB	991	C
35	BB	992	C
35	BB	1024	G
35	BB	1026	G
35	BB	1029	U
35	BB	1030	U
35	BB	1031	G
35	BB	1032	U
35	BB	1039	A
35	BB	1044	U
35	BB	1063	C
35	BB	1098	G
35	BB	1124	G

Continued on next page...

Continued from previous page...

Mol	Chain	Res	Type
35	BB	1126	A
35	BB	1136	G
35	BB	1151	A
35	BB	1165	A
35	BB	1166	A
35	BB	1167	C
35	BB	1178	A
35	BB	1200	A
35	BB	1219	A
35	BB	1220	A
35	BB	1221	G
35	BB	1225	A
35	BB	1227	G
35	BB	1230	A
35	BB	1235	A
35	BB	1258	G
35	BB	1259	A
35	BB	1275	A
35	BB	1276	U
35	BB	1300	U
35	BB	1325	C
35	BB	1354	C
35	BB	1436	U
35	BB	1437	U
35	BB	1454	G
35	BB	1459	U
35	BB	1460	G
35	BB	1461	C
35	BB	1464	G
35	BB	1468	A
35	BB	1472	U
35	BB	1474	A
35	BB	1482	A
35	BB	1489	A
35	BB	1498	G
35	BB	1502	U
35	BB	1503	U
35	BB	1504	U
35	BB	1505	U
35	BB	1506	C
35	BB	1517	G
35	BB	1520	C

Continued on next page...

Continued from previous page...

Mol	Chain	Res	Type
35	BB	1535	G
36	BC	1	A
36	BC	2	A
36	BC	22	U
36	BC	31	A
36	BC	32	U
36	BC	33	U
36	BC	34	U
36	BC	60	U
36	BC	61	A
36	BC	74	U
36	BC	80	A
36	BC	81	U
36	BC	84	U
36	BC	98	C
36	BC	110	A
36	BC	123	G
36	BC	156	A
36	BC	157	U
36	BC	158	U
36	BC	159	U
37	BD	12	U
37	BD	13	A
37	BD	24	U
37	BD	47	U
37	BD	51	G
37	BD	71	G
37	BD	83	A
37	BD	88	U
37	BD	98	G
38	BE	18	U
38	BE	19	G
38	BE	21	C
38	BE	22	A
38	BE	26	G
38	BE	32	U
38	BE	52	U
38	BE	70	C
38	BE	80	G
38	BE	82	C
38	BE	88	G
38	BE	102	U

Continued on next page...

Continued from previous page...

Mol	Chain	Res	Type
38	BE	111	C
38	BE	117	A
38	BE	118	C
38	BE	129	G
38	BE	133	C
38	BE	134	A
38	BE	135	A
38	BE	136	G
38	BE	141	A
38	BE	142	A
38	BE	155	C
38	BE	175	U
38	BE	181	U
38	BE	186	C
38	BE	208	G
39	BF	1	C
39	BF	2	G
39	BF	5	U
39	BF	6	C
39	BF	7	G
39	BF	8	C
39	BF	9	C
39	BF	11	C
39	BF	18	U
39	BF	20	U
39	BF	23	G
39	BF	25	G
39	BF	32	G
39	BF	40	U
39	BF	41	U
39	BF	43	U
39	BF	51	C
39	BF	53	G
39	BF	60	C
39	BF	62	U
39	BF	63	U
39	BF	66	C
39	BF	71	G
40	BG	12	A
40	BG	14	G
40	BG	21	C
40	BG	84	U

Continued on next page...

Continued from previous page...

Mol	Chain	Res	Type
40	BG	106	G
40	BG	107	U
40	BG	149	U
40	BG	168	A
41	BH	24	U
41	BH	26	C
41	BH	27	A
41	BH	30	C
41	BH	33	G
41	BH	38	G
41	BH	41	A
41	BH	42	U
41	BH	62	C
41	BH	71	C
41	BH	72	G
41	BH	81	U
41	BH	85	C
41	BH	116	A
41	BH	117	U
41	BH	118	U
85	AA	1	G
85	AA	3	U
85	AA	8	U
85	AA	25	C
85	AA	28	A
85	AA	33	U
85	AA	39	A
85	AA	42	G
85	AA	44	C
85	AA	45	U
85	AA	46	U
85	AA	47	A
85	AA	56	U
85	AA	67	C
85	AA	82	A
85	AA	90	A
85	AA	96	C
85	AA	100	A
85	AA	101	C
85	AA	111	A
85	AA	123	A
85	AA	125	A

Continued on next page...

Continued from previous page...

Mol	Chain	Res	Type
85	AA	127	U
85	AA	143	U
85	AA	144	A
85	AA	145	C
85	AA	157	G
85	AA	174	U
85	AA	183	C
85	AA	192	G
85	AA	197	C
85	AA	206	U
85	AA	240	A
85	AA	243	A
85	AA	245	A
85	AA	262	G
85	AA	265	A
85	AA	266	U
85	AA	284	C
85	AA	293	A
85	AA	294	G
85	AA	295	U
85	AA	300	C
85	AA	303	A
85	AA	304	G
85	AA	312	G
85	AA	314	C
85	AA	315	U
85	AA	325	C
85	AA	326	C
85	AA	327	G
85	AA	329	G
85	AA	332	A
85	AA	333	A
85	AA	344	U
85	AA	357	C
85	AA	378	A
85	AA	385	A
85	AA	387	U
85	AA	388	G
85	AA	394	C
85	AA	403	G
85	AA	411	U
85	AA	416	U

Continued on next page...

Continued from previous page...

Mol	Chain	Res	Type
85	AA	418	G
85	AA	425	G
85	AA	435	A
85	AA	445	U
85	AA	452	A
85	AA	454	G
85	AA	463	G
85	AA	465	A
85	AA	467	U
85	AA	482	C
85	AA	486	G
85	AA	488	G
85	AA	503	A
85	AA	504	U
85	AA	505	U
85	AA	509	C
85	AA	519	A
85	AA	520	A
85	AA	521	A
85	AA	523	U
85	AA	529	G
85	AA	575	G
85	AA	589	A
85	AA	590	U
85	AA	591	A
85	AA	603	C
85	AA	604	C
85	AA	606	A
85	AA	617	C
85	AA	619	A
85	AA	628	C
85	AA	632	U
85	AA	639	C
85	AA	652	U
85	AA	653	A
85	AA	656	U
85	AA	668	A
85	AA	682	C
85	AA	687	G
85	AA	696	G
85	AA	708	G
85	AA	711	C

Continued on next page...

Continued from previous page...

Mol	Chain	Res	Type
85	AA	714	U
85	AA	725	G
85	AA	727	U
85	AA	735	G
85	AA	743	C
85	AA	752	C
85	AA	753	U
85	AA	759	G
85	AA	761	G
85	AA	764	U
85	AA	765	U
85	AA	775	C
85	AA	785	C
85	AA	789	A
85	AA	791	C
85	AA	808	A
85	AA	809	A
85	AA	824	C
85	AA	829	C
85	AA	830	A
85	AA	837	C
85	AA	845	A
85	AA	846	U
85	AA	852	C
85	AA	854	A
85	AA	860	C
85	AA	861	G
85	AA	867	G
85	AA	873	U
85	AA	882	C
85	AA	884	A
85	AA	886	A
85	AA	888	A
85	AA	891	G
85	AA	895	C
85	AA	900	G
85	AA	901	C
85	AA	906	U
85	AA	907	G
85	AA	909	C
85	AA	923	A
85	AA	926	C

Continued on next page...

Continued from previous page...

Mol	Chain	Res	Type
85	AA	930	G
85	AA	936	C
85	AA	940	G
85	AA	941	C
85	AA	942	A
85	AA	960	G
85	AA	964	C
85	AA	990	U
85	AA	998	U
85	AA	1009	G
85	AA	1012	C
85	AA	1016	G
85	AA	1022	G
85	AA	1032	U
85	AA	1035	C
85	AA	1051	A
85	AA	1053	A
85	AA	1057	G
85	AA	1061	C
85	AA	1062	U
85	AA	1067	G
85	AA	1074	U
85	AA	1076	U
85	AA	1090	A
85	AA	1103	A
85	AA	1105	G
85	AA	1106	A
85	AA	1110	A
85	AA	1111	A
85	AA	1112	G
85	AA	1147	A
85	AA	1153	G
85	AA	1158	U
85	AA	1180	C
85	AA	1182	A
85	AA	1183	C
85	AA	1208	C
85	AA	1212	C
85	AA	1213	U
85	AA	1237	A
85	AA	1252	A
85	AA	1264	U

Continued on next page...

Continued from previous page...

Mol	Chain	Res	Type
85	AA	1275	A
85	AA	1277	C
85	AA	1279	A
85	AA	1280	U
85	AA	1291	A
85	AA	1301	C
85	AA	1302	A
85	AA	1310	G
85	AA	1314	C
85	AA	1329	U
85	AA	1351	U
85	AA	1353	U
85	AA	1357	U
85	AA	1358	A
85	AA	1371	C
85	AA	1378	U
85	AA	1396	C
85	AA	1399	U
85	AA	1416	U
85	AA	1421	U
85	AA	1424	G
85	AA	1449	C
85	AA	1468	G
85	AA	1469	G
85	AA	1470	A
85	AA	1473	U
85	AA	1474	U
85	AA	1475	A
85	AA	1485	G
85	AA	1490	A
85	AA	1491	G
85	AA	1493	A
85	AA	1494	C
85	AA	1514	A
85	AA	1535	C
85	AA	1560	A
85	AA	1562	U
85	AA	1570	A
85	AA	1576	G
85	AA	1577	G
85	AA	1578	G
85	AA	1579	A

Continued on next page...

Continued from previous page...

Mol	Chain	Res	Type
85	AA	1584	U
85	AA	1593	C
85	AA	1604	A
85	AA	1605	G
85	AA	1622	G
85	AA	1632	G
85	AA	1633	A
85	AA	1646	U
85	AA	1650	G
85	AA	1661	U
85	AA	1662	U
85	AA	1664	G
85	AA	1682	U
85	AA	1683	U
85	AA	1690	A
85	AA	1691	U
85	AA	1698	A
85	AA	1716	U
85	AA	1718	C
85	AA	1725	G
85	AA	1728	G
85	AA	1730	C
85	AA	1735	U
85	AA	1751	G
85	AA	1752	C
85	AA	1753	A
85	AA	1784	G
85	AA	1787	G
85	AA	1791	U
85	AA	1803	U
85	AA	1807	A
85	AA	1810	C
85	AA	1825	A
85	AA	1835	U
85	AA	1852	U
85	AA	1853	U
85	AA	1860	A
85	AA	1874	G
85	AA	1884	A
85	AA	1886	U
85	AA	1896	G
85	AA	1898	C

Continued on next page...

Continued from previous page...

Mol	Chain	Res	Type
85	AA	1911	A
85	AA	1912	U
85	AA	1920	A
85	AA	1923	A
85	AA	1928	A
85	AA	1930	U
85	AA	1946	C
85	AA	1964	A
85	AA	1973	G
85	AA	1978	G
85	AA	1980	A
85	AA	1982	C
85	AA	1989	A
85	AA	2000	C
85	AA	2003	C
85	AA	2004	U
85	AA	2005	U
85	AA	2024	U
85	AA	2040	A
85	AA	2051	G
85	AA	2062	U
85	AA	2068	A
85	AA	2082	C
85	AA	2085	C
85	AA	2098	A
85	AA	2100	A
85	AA	2103	C
85	AA	2104	C
85	AA	2125	A
85	AA	2132	A
85	AA	2215	C
85	AA	2216	A
85	AA	2218	G
85	AA	2219	G
85	AA	2242	U
85	AA	2244	G
85	AA	2245	A
85	AA	2249	U
86	AB	3	C
86	AB	8	U
86	AB	20	U
86	AB	54	U

Continued on next page...

Continued from previous page...

Mol	Chain	Res	Type
86	AB	56	C
86	AB	65	G
86	AB	70	G

5.4 Non-standard residues in protein, DNA, RNA chains [i](#)

There are no non-standard protein/DNA/RNA residues in this entry.

5.5 Carbohydrates [i](#)

There are no monosaccharides in this entry.

5.6 Ligand geometry [i](#)

There are no ligands in this entry.

5.7 Other polymers [i](#)

There are no such residues in this entry.

5.8 Polymer linkage issues [i](#)

The following chains have linkage breaks:

Mol	Chain	Number of breaks
34	BA	3
40	BG	2

All chain breaks are listed below:

Model	Chain	Residue-1	Atom-1	Residue-2	Atom-2	Distance (Å)
1	BA	546:U	O3'	547:C	P	2.11
1	BA	557:U	O3'	558:C	P	1.87
1	BA	547:C	O3'	548:G	P	1.78
1	BG	24:A	O3'	25:G	P	1.39
1	BG	9:G	O3'	10:U	P	1.37

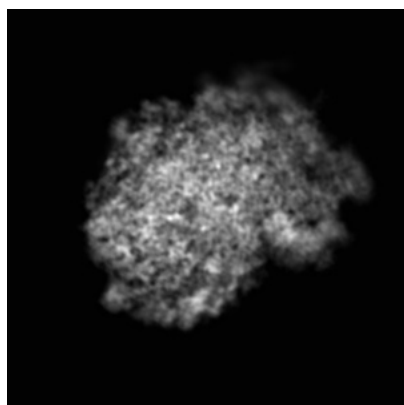
6 Map visualisation [i](#)

This section contains visualisations of the EMDB entry EMD-2239. These allow visual inspection of the internal detail of the map and identification of artifacts.

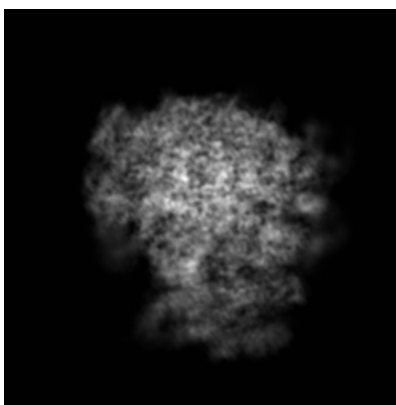
No raw map or half-maps were deposited for this entry and therefore no images, graphs, etc. pertaining to the raw map can be shown.

6.1 Orthogonal projections [i](#)

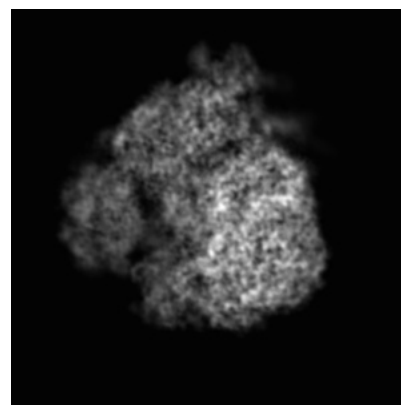
6.1.1 Primary map



X



Y

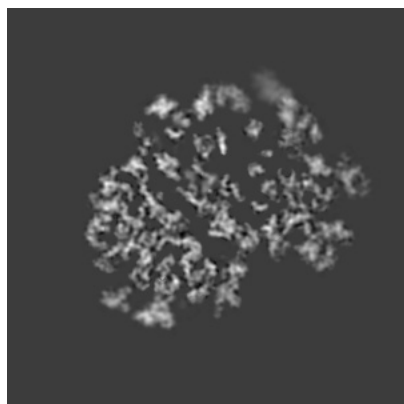


Z

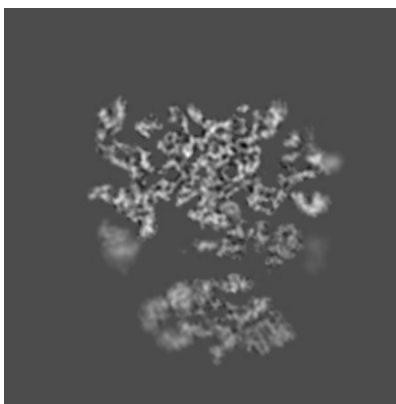
The images above show the map projected in three orthogonal directions.

6.2 Central slices [i](#)

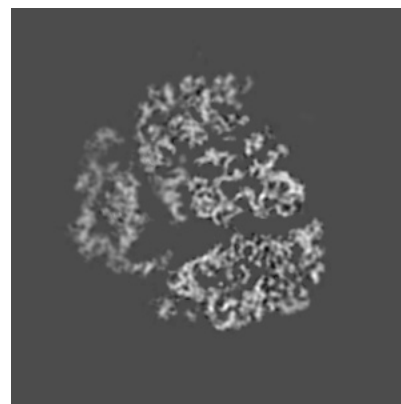
6.2.1 Primary map



X Index: 179



Y Index: 179

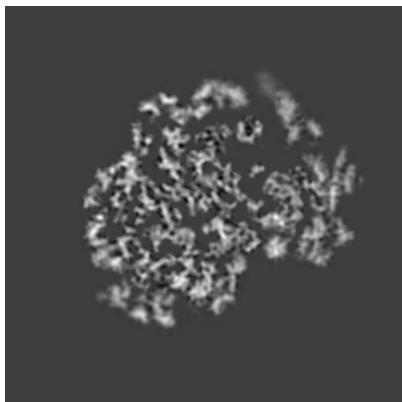


Z Index: 179

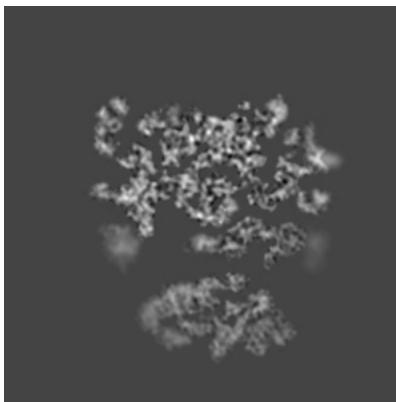
The images above show central slices of the map in three orthogonal directions.

6.3 Largest variance slices [i](#)

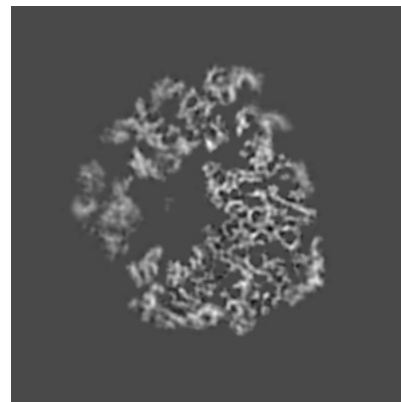
6.3.1 Primary map



X Index: 184



Y Index: 182

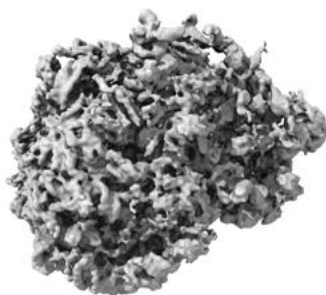


Z Index: 161

The images above show the largest variance slices of the map in three orthogonal directions.

6.4 Orthogonal surface views [i](#)

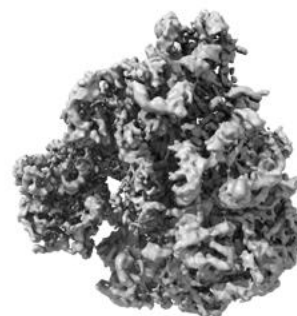
6.4.1 Primary map



X



Y



Z

The images above show the 3D surface view of the map at the recommended contour level 108000.0. These images, in conjunction with the slice images, may facilitate assessment of whether an appropriate contour level has been provided.

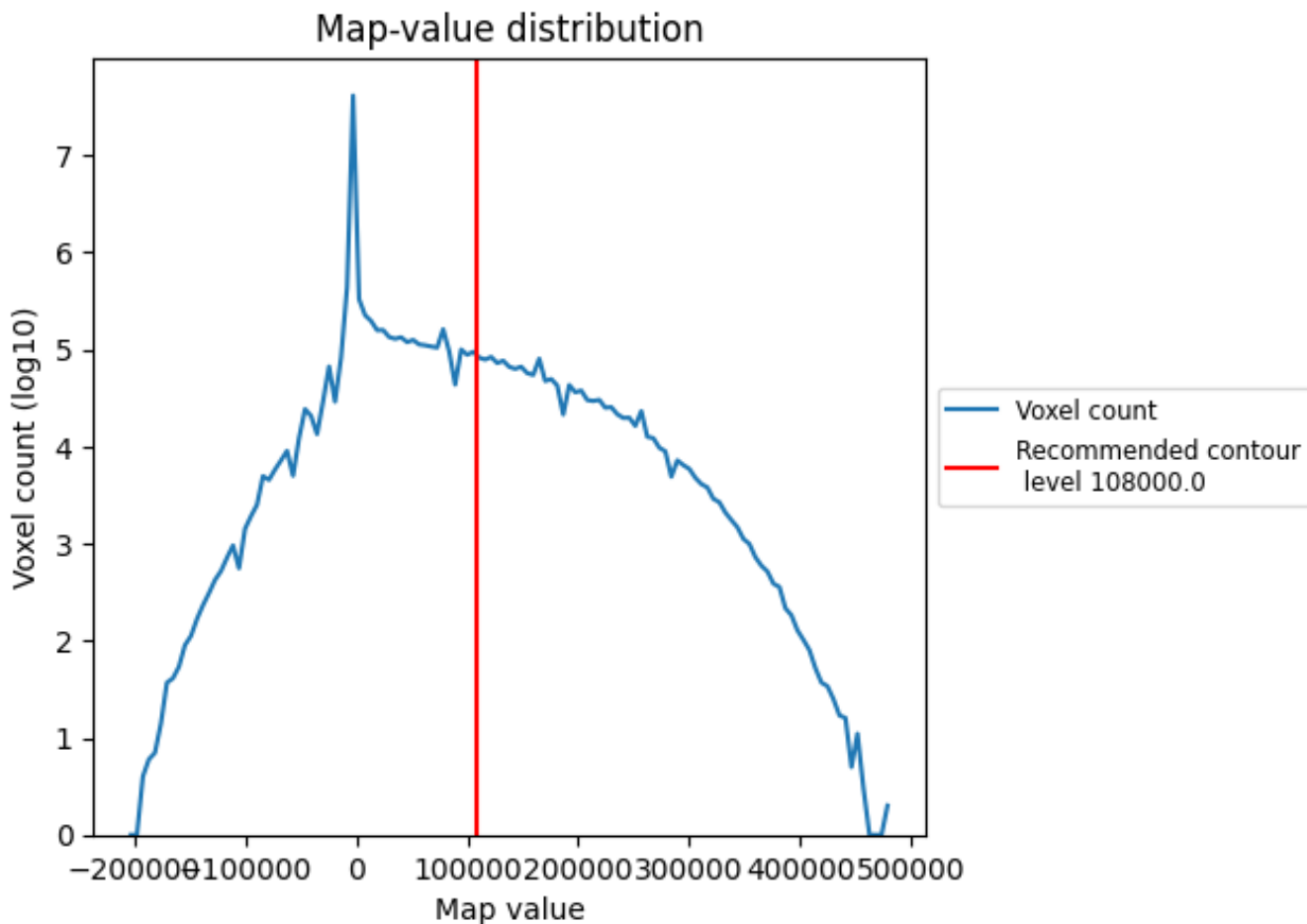
6.5 Mask visualisation

This section was not generated. No masks/segmentation were deposited.

7 Map analysis [i](#)

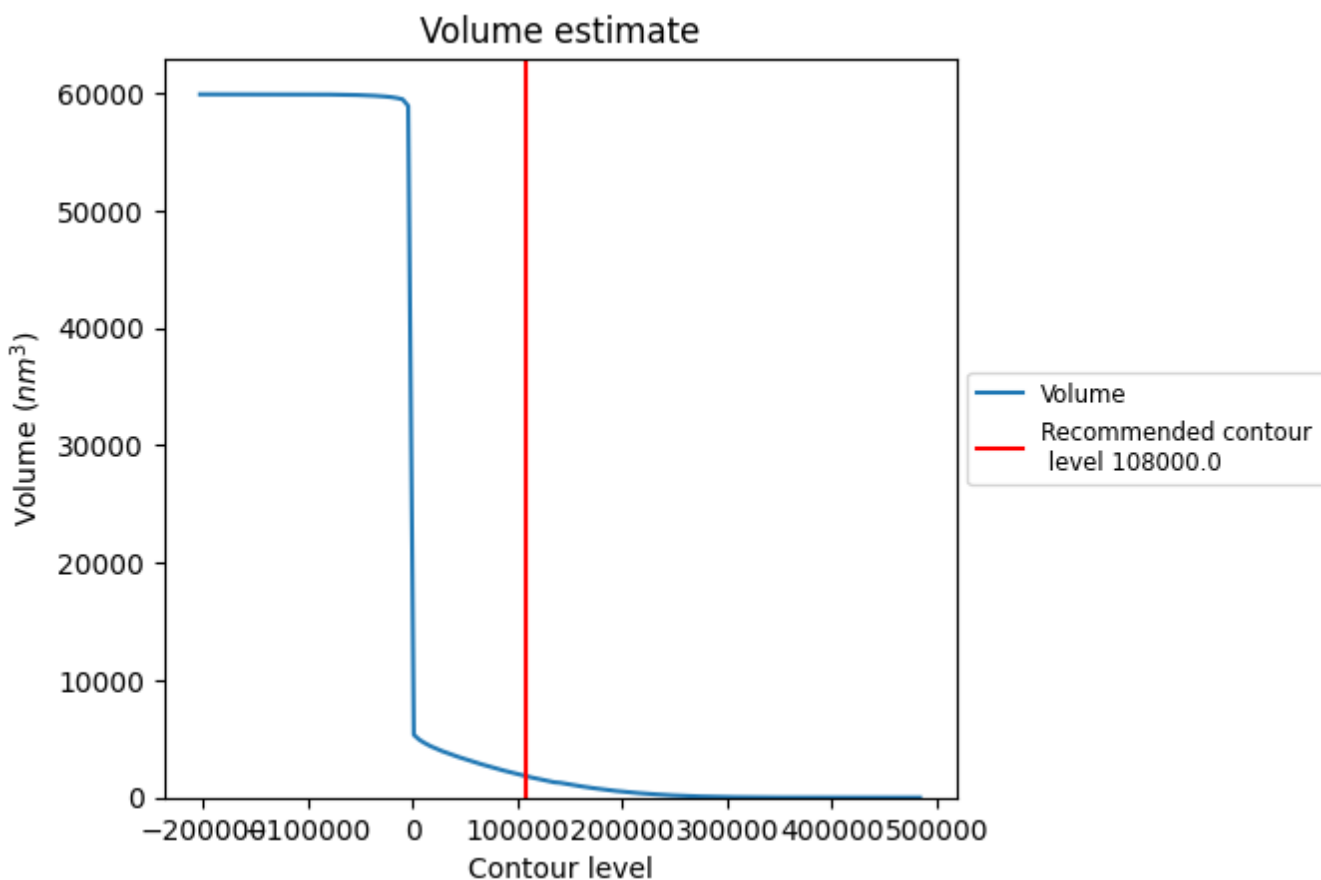
This section contains the results of statistical analysis of the map.

7.1 Map-value distribution [i](#)



The map-value distribution is plotted in 128 intervals along the x-axis. The y-axis is logarithmic. A spike in this graph at zero usually indicates that the volume has been masked.

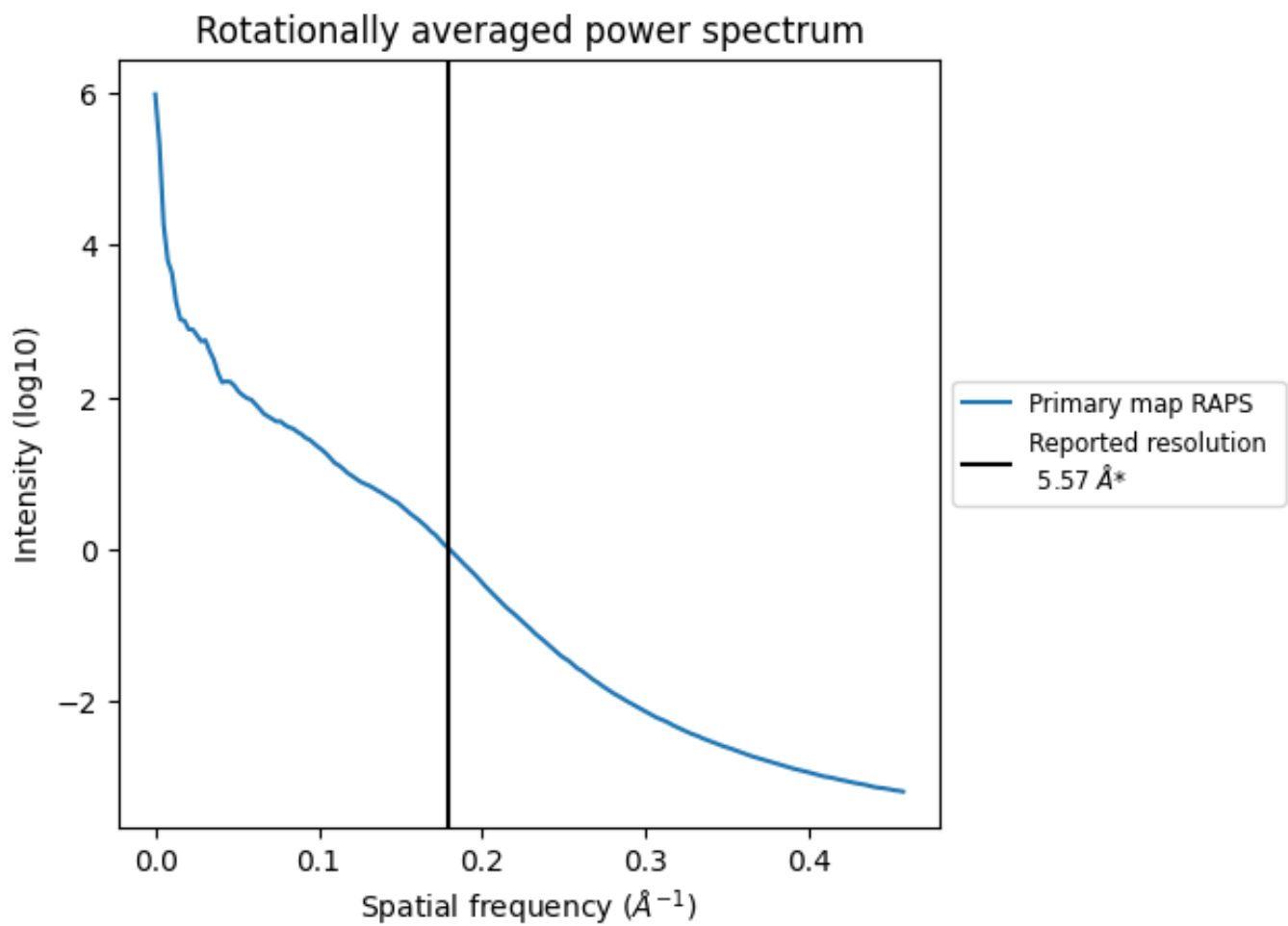
7.2 Volume estimate [i](#)



The volume at the recommended contour level is 1820 nm³; this corresponds to an approximate mass of 1644 kDa.

The volume estimate graph shows how the enclosed volume varies with the contour level. The recommended contour level is shown as a vertical line and the intersection between the line and the curve gives the volume of the enclosed surface at the given level.

7.3 Rotationally averaged power spectrum [i](#)

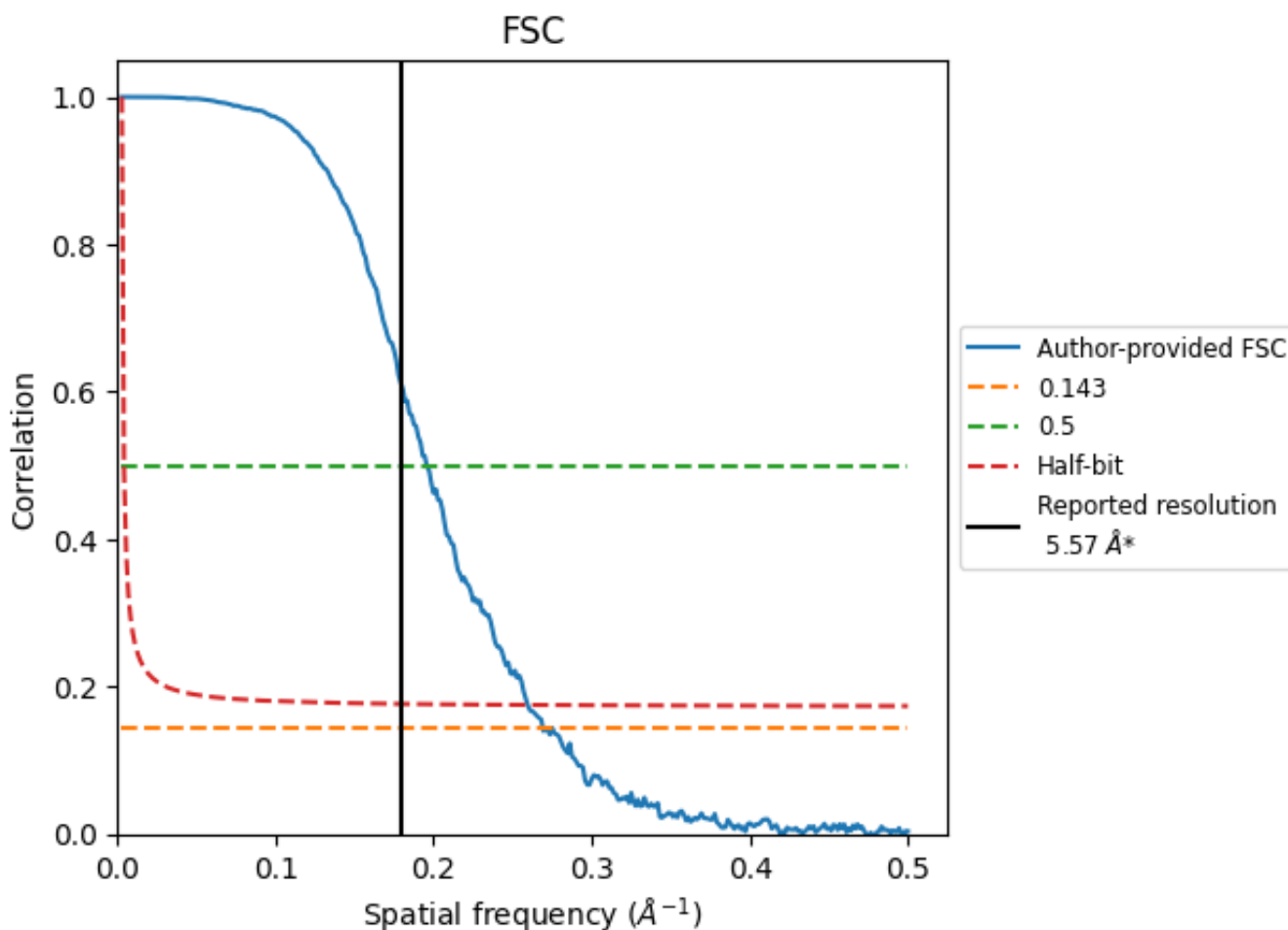


*Reported resolution corresponds to spatial frequency of 0.180 Å⁻¹

8 Fourier-Shell correlation [i](#)

Fourier-Shell Correlation (FSC) is the most commonly used method to estimate the resolution of single-particle and subtomogram-averaged maps. The shape of the curve depends on the imposed symmetry, mask and whether or not the two 3D reconstructions used were processed from a common reference. The reported resolution is shown as a black line. A curve is displayed for the half-bit criterion in addition to lines showing the 0.143 gold standard cut-off and 0.5 cut-off.

8.1 FSC [i](#)



*Reported resolution corresponds to spatial frequency of 0.180 Å⁻¹

8.2 Resolution estimates [i](#)

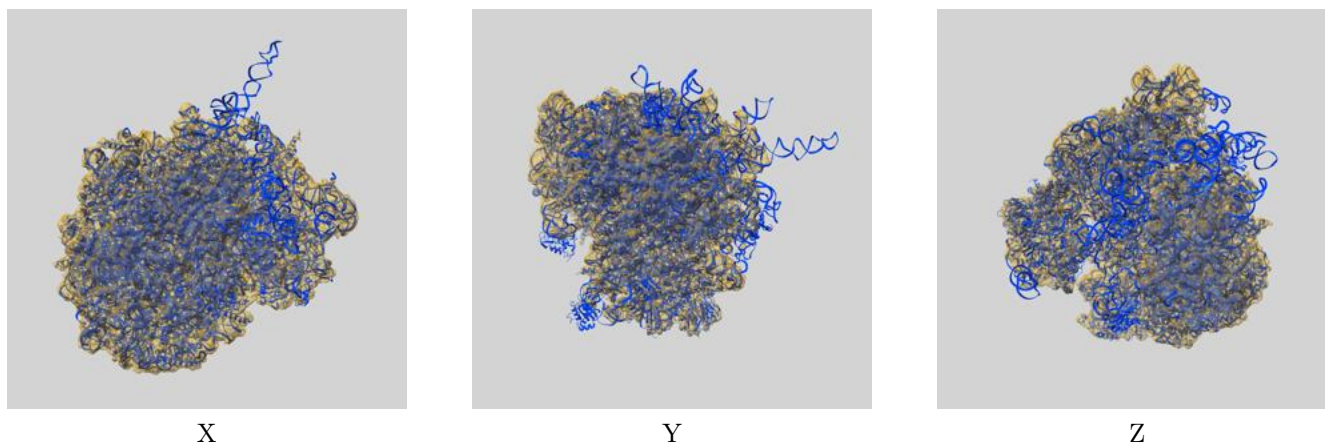
Resolution estimate (Å)	Estimation criterion (FSC cut-off)		
	0.143	0.5	Half-bit
Reported by author	-	-	-
Author-provided FSC curve	3.72	5.11	3.85
Unmasked-calculated*	-	-	-

*Resolution estimate based on FSC curve calculated by comparison of deposited half-maps.

9 Map-model fit [i](#)

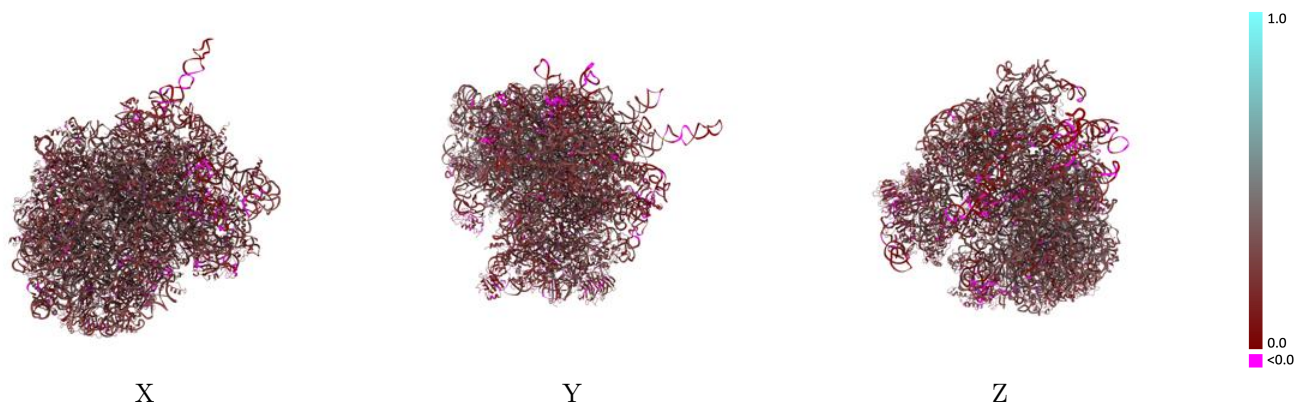
This section contains information regarding the fit between EMDB map EMD-2239 and PDB model 4V8M. Per-residue inclusion information can be found in section 3 on page 21.

9.1 Map-model overlay [i](#)



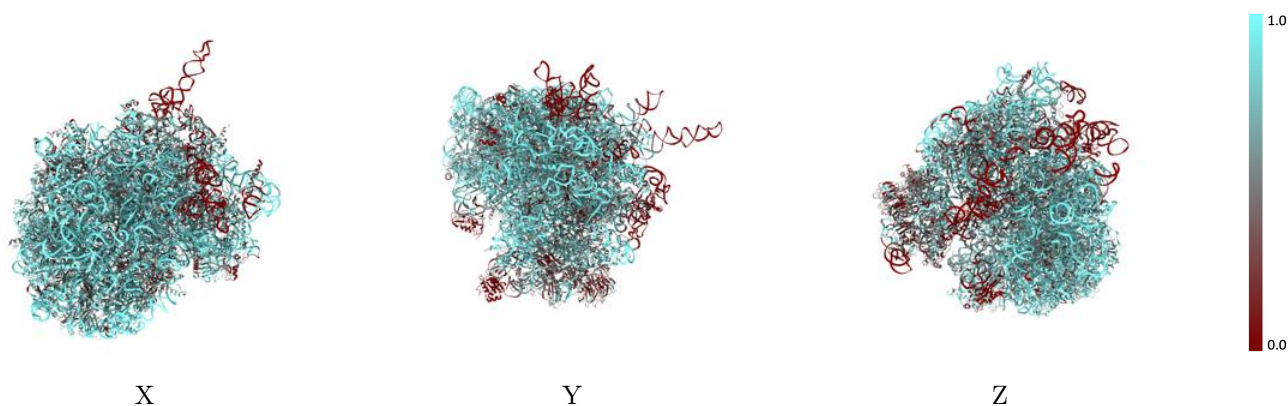
The images above show the 3D surface view of the map at the recommended contour level 108000.0 at 50% transparency in yellow overlaid with a ribbon representation of the model coloured in blue. These images allow for the visual assessment of the quality of fit between the atomic model and the map.

9.2 Q-score mapped to coordinate model [i](#)



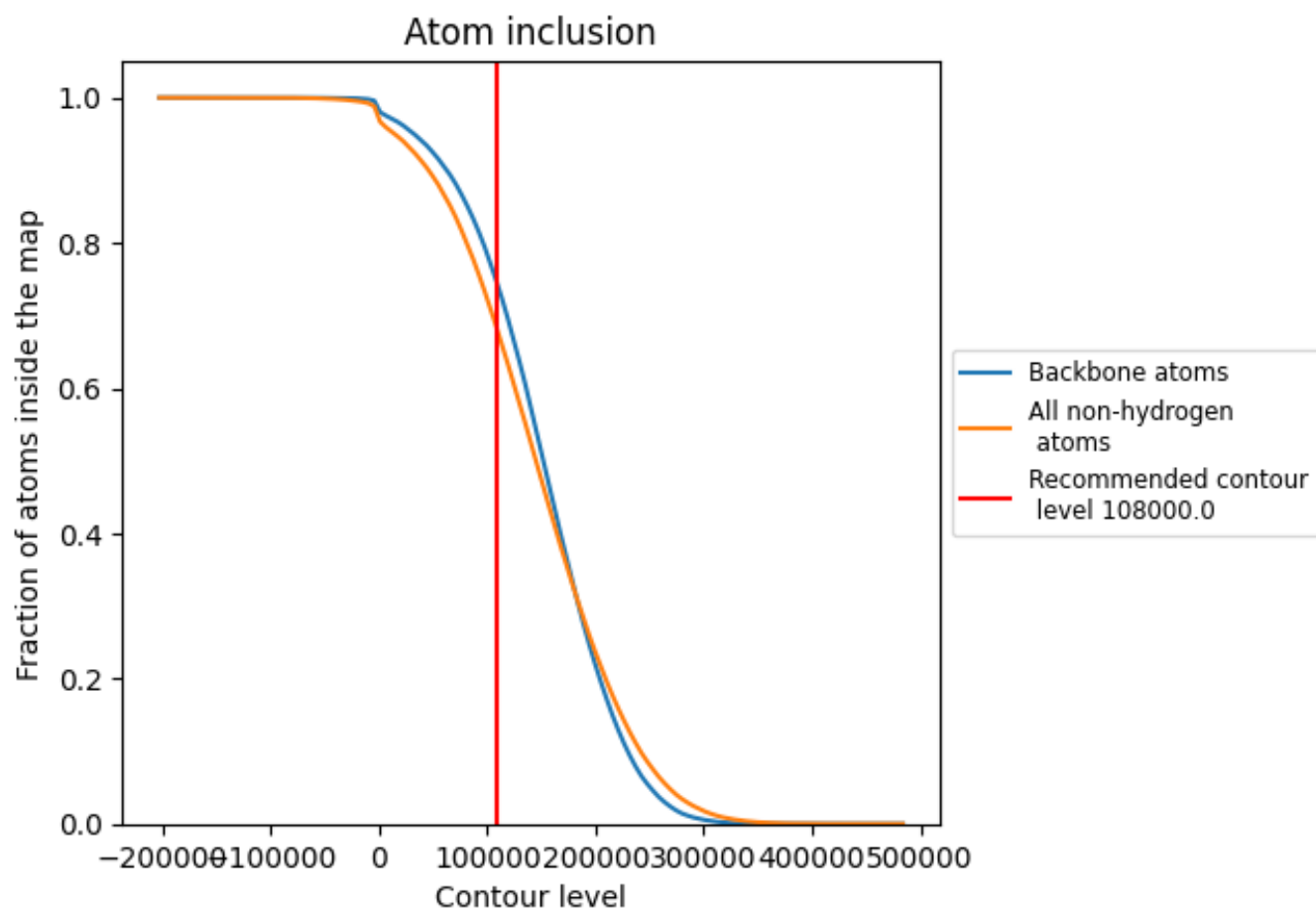
The images above show the model with each residue coloured according to its Q-score. This shows their resolvability in the map with higher Q-score values reflecting better resolvability. Please note: Q-score is calculating the resolvability of atoms, and thus high values are only expected at resolutions at which atoms can be resolved. Low Q-score values may therefore be expected for many entries.

9.3 Atom inclusion mapped to coordinate model [i](#)



The images above show the model with each residue coloured according to its atom inclusion. This shows to what extent they are inside the map at the recommended contour level (108000.0).







































































9.4 Atom inclusion [i](#)



At the recommended contour level, 75% of all backbone atoms, 69% of all non-hydrogen atoms, are inside the map.

9.5 Map-model fit summary

The table lists the average atom inclusion at the recommended contour level (108000.0) and Q-score for the entire model and for each chain.

Chain	Atom inclusion	Q-score
All	 0.6863	 0.2390
A0	 0.5174	 0.2360
A1	 0.5981	 0.2390
A2	 0.3426	 0.1910
A3	 0.6077	 0.2070
A4	 0.6130	 0.2320
A5	 0.4736	 0.2180
A6	 0.6724	 0.2270
A7	 0.2999	 0.1870
A8	 0.1981	 0.1170
A9	 0.1857	 0.1310
AA	 0.7338	 0.2390
AB	 0.4695	 0.1630
AC	 0.6378	 0.2440
AD	 0.3257	 0.1670
AE	 0.3731	 0.2080
AF	 0.0098	 0.1110
AG	 0.5167	 0.2330
AH	 0.3732	 0.1990
AI	 0.2750	 0.1480
AJ	 0.4702	 0.2300
AK	 0.3244	 0.2000
AL	 0.5288	 0.2220
AM	 0.2884	 0.1420
AO	 0.4987	 0.1980
AP	 0.6318	 0.2360
AQ	 0.3772	 0.1720
AR	 0.6532	 0.2550
AS	 0.4018	 0.1980
AT	 0.6468	 0.2000
AU	 0.3201	 0.1280
AV	 0.2263	 0.2090
AW	 0.6462	 0.2790
AX	 0.3665	 0.1860
AY	 0.5460	 0.1940























Continued on next page...

Continued from previous page...

Chain	Atom inclusion	Q-score
AZ	0.4486	0.2050
BA	0.8611	0.2760
BB	0.7684	0.2580
BC	0.9191	0.3090
BD	0.9507	0.2740
BE	0.8331	0.2680
BF	0.8679	0.2620
BG	0.9363	0.2990
BH	0.7890	0.2190
BI	0.5580	0.2150
BJ	0.0018	0.0520
BK	0.6167	0.2440
BL	0.7254	0.2310
BM	0.0060	0.0470
BN	0.6692	0.2310
BO	0.5958	0.2140
BP	0.7164	0.2300
BQ	0.5561	0.2370
BR	0.5828	0.2270
BS	0.5435	0.2280
BT	0.6369	0.2260
BU	0.5078	0.2240
BV	0.0746	0.0940
BW	0.6441	0.2610
BX	0.6058	0.2500
BY	0.3597	0.1320
BZ	0.6918	0.2300
Ba	0.5796	0.2450
Bb	0.5892	0.2360
Bc	0.7571	0.2500
Bd	0.5273	0.1590
Be	0.4993	0.2320
Bf	0.5474	0.2240
Bg	0.7184	0.2600
Bh	0.5854	0.2040
Bi	0.4596	0.2010
Bj	0.4197	0.1440
Bk	0.6270	0.2390
Bl	0.5118	0.2040
Bm	0.6442	0.2360
Bn	0.6377	0.2130
Bo	0.5415	0.2050

Continued on next page...

Continued from previous page...

Chain	Atom inclusion	Q-score
Bp	 0.7114	 0.2480
Bq	 0.5520	 0.2320
Br	 0.6446	 0.2410
Bs	 0.6415	 0.2440
Bt	 0.6608	 0.2570
Bu	 0.6818	 0.2240
Bv	 0.6583	 0.2470
Bw	 0.5991	 0.2310
Bx	 0.6086	 0.2340
By	 0.7460	 0.2370