



Full wwPDB X-ray Structure Validation Report ⓘ

Feb 17, 2024 – 10:33 PM EST

PDB ID : 3V93
Title : unliganded structure of TcrPDEC1 catalytic domain
Authors : Wang, H.; Kunz, S.; Chen, G.; Seebeck, T.; Wan, Y.; Robinson, H.; Martinelli, S.; Ke, H.
Deposited on : 2011-12-23
Resolution : 2.00 Å(reported)

This is a Full wwPDB X-ray Structure Validation Report for a publicly released PDB entry.

We welcome your comments at validation@mail.wwpdb.org

A user guide is available at

<https://www.wwpdb.org/validation/2017/XrayValidationReportHelp>

with specific help available everywhere you see the ⓘ symbol.

The types of validation reports are described at

<http://www.wwpdb.org/validation/2017/FAQs#types>.

The following versions of software and data (see [references ⓘ](#)) were used in the production of this report:

MolProbity : 4.02b-467
Xtrriage (Phenix) : 1.13
EDS : 2.36
Percentile statistics : 20191225.v01 (using entries in the PDB archive December 25th 2019)
Refmac : 5.8.0158
CCP4 : 7.0.044 (Gargrove)
Ideal geometry (proteins) : Engh & Huber (2001)
Ideal geometry (DNA, RNA) : Parkinson et al. (1996)
Validation Pipeline (wwPDB-VP) : 2.36

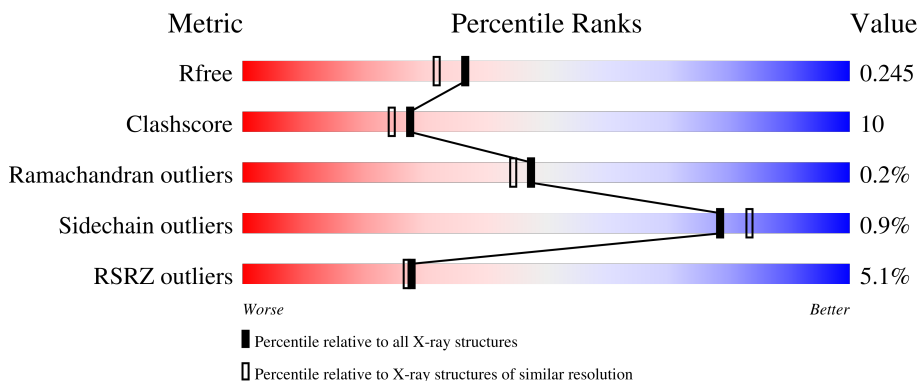
1 Overall quality at a glance

The following experimental techniques were used to determine the structure:

X-RAY DIFFRACTION

The reported resolution of this entry is 2.00 Å.

Percentile scores (ranging between 0-100) for global validation metrics of the entry are shown in the following graphic. The table shows the number of entries on which the scores are based.



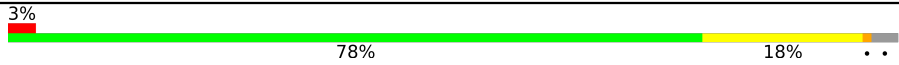


Metric	Whole archive (#Entries)	Similar resolution (#Entries, resolution range(Å))
R_{free}	130704	8085 (2.00-2.00)
Clashscore	141614	9178 (2.00-2.00)
Ramachandran outliers	138981	9054 (2.00-2.00)
Sidechain outliers	138945	9053 (2.00-2.00)
RSRZ outliers	127900	7900 (2.00-2.00)

The table below summarises the geometric issues observed across the polymeric chains and their fit to the electron density. The red, orange, yellow and green segments of the lower bar indicate the fraction of residues that contain outliers for ≥ 3 , 2, 1 and 0 types of geometric quality criteria respectively. A grey segment represents the fraction of residues that are not modelled. The numeric value for each fraction is indicated below the corresponding segment, with a dot representing fractions $\leq 5\%$. The upper red bar (where present) indicates the fraction of residues that have poor fit to the electron density. The numeric value is given above the bar.

Mol	Chain	Length	Quality of chain
1	A	345	 3% 83% 12% • 5%
1	B	345	 4% 81% 15% •
1	C	345	 3% 78% 18% •
1	D	345	 12% 67% 27% • 6%
1	E	345	 6% 79% 16% • 5%

Continued on next page...

Continued from previous page...

Mol	Chain	Length	Quality of chain
1	F	345	 <p>3% 78% 18% ••</p>
1	G	345	 <p>5% 81% 15% •</p>
1	H	345	 <p>3% 76% 17% • 5%</p>

2 Entry composition [i](#)

There are 4 unique types of molecules in this entry. The entry contains 21499 atoms, of which 0 are hydrogens and 0 are deuteriums.

In the tables below, the ZeroOcc column contains the number of atoms modelled with zero occupancy, the AltConf column contains the number of residues with at least one atom in alternate conformation and the Trace column contains the number of residues modelled with at most 2 atoms.

- Molecule 1 is a protein called Cyclic nucleotide specific phosphodiesterase.

Mol	Chain	Residues	Atoms					ZeroOcc	AltConf	Trace
			Total	C	N	O	S			
1	A	329	Total 2553	C 1635	N 437	O 472	S 9	0	0	0
1	B	333	Total 2579	C 1650	N 441	O 479	S 9	0	0	0
1	C	333	Total 2579	C 1650	N 441	O 479	S 9	0	0	0
1	D	324	Total 2525	C 1618	N 432	O 467	S 8	0	0	0
1	E	329	Total 2555	C 1634	N 437	O 475	S 9	0	0	0
1	F	334	Total 2586	C 1654	N 442	O 481	S 9	0	0	0
1	G	334	Total 2586	C 1654	N 442	O 481	S 9	0	0	0
1	H	328	Total 2545	C 1629	N 436	O 471	S 9	0	0	0

- Molecule 2 is ZINC ION (three-letter code: ZN) (formula: Zn).

Mol	Chain	Residues	Atoms		ZeroOcc	AltConf
2	A	1	Total 1	Zn 1	0	0
2	B	1	Total 1	Zn 1	0	0
2	C	1	Total 1	Zn 1	0	0
2	D	1	Total 1	Zn 1	0	0
2	E	1	Total 1	Zn 1	0	0
2	F	1	Total 1	Zn 1	0	0

Continued on next page...

Continued from previous page...

Mol	Chain	Residues	Atoms		ZeroOcc	AltConf
2	G	1	Total 1	Zn 1	0	0
2	H	1	Total 1	Zn 1	0	0

- Molecule 3 is MAGNESIUM ION (three-letter code: MG) (formula: Mg).

Mol	Chain	Residues	Atoms		ZeroOcc	AltConf
3	A	1	Total 1	Mg 1	0	0
3	B	1	Total 1	Mg 1	0	0
3	C	1	Total 1	Mg 1	0	0
3	D	1	Total 1	Mg 1	0	0
3	E	1	Total 1	Mg 1	0	0
3	F	1	Total 1	Mg 1	0	0
3	G	1	Total 1	Mg 1	0	0
3	H	1	Total 1	Mg 1	0	0

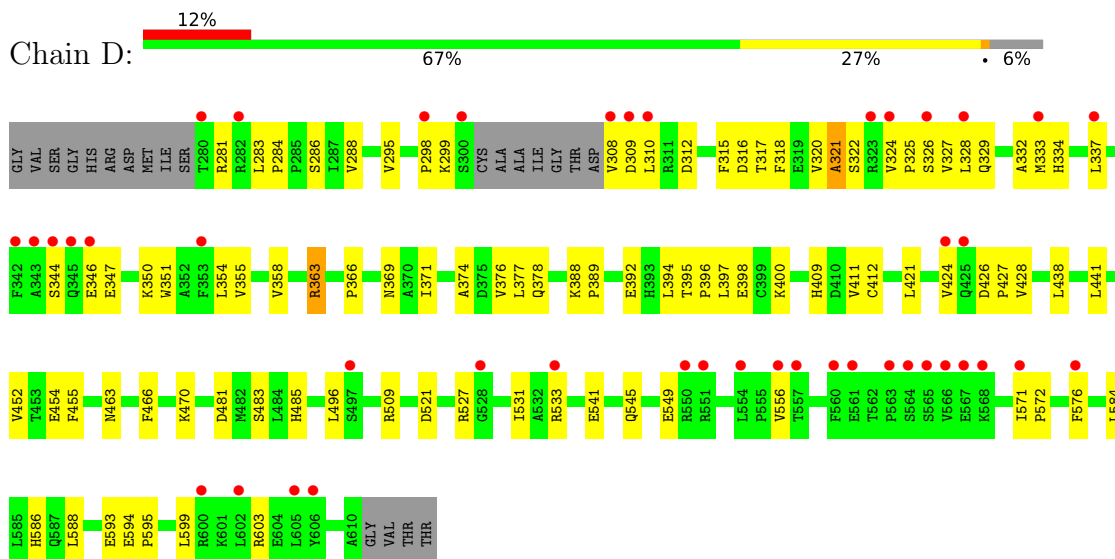
- Molecule 4 is water.

Mol	Chain	Residues	Atoms		ZeroOcc	AltConf
4	A	178	Total 178	O 178	0	0
4	B	140	Total 140	O 140	0	0
4	C	136	Total 136	O 136	0	0
4	D	35	Total 35	O 35	0	0
4	E	90	Total 90	O 90	0	0
4	F	168	Total 168	O 168	0	0
4	G	147	Total 147	O 147	0	0

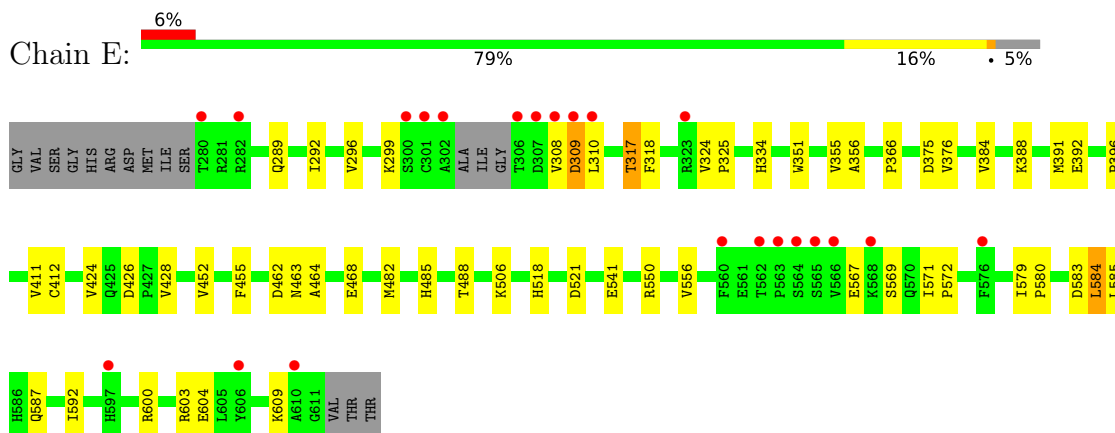
Continued on next page...

Continued from previous page...

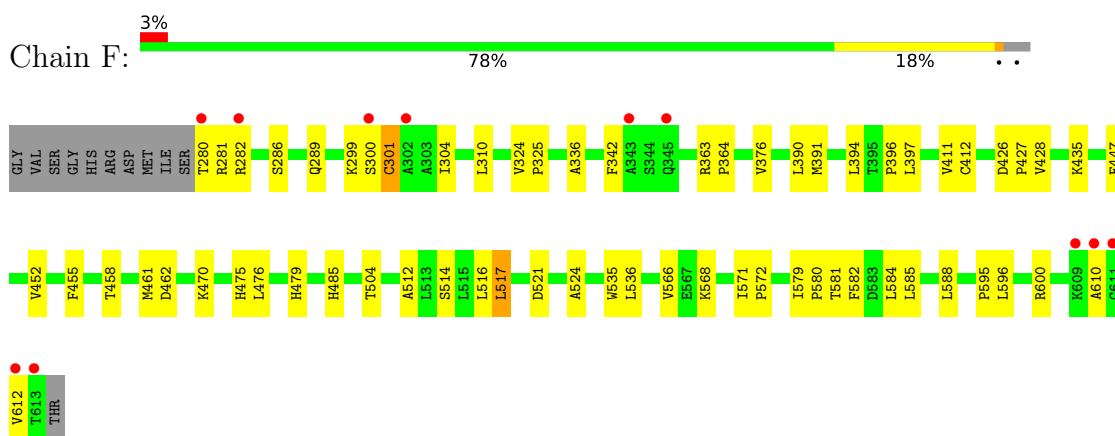
Mol	Chain	Residues	Atoms		ZeroOcc	AltConf
4	H	81	Total	O	0	0
			81	81		



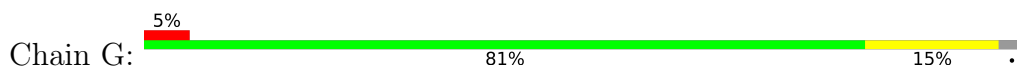
- Molecule 1: Cyclic nucleotide specific phosphodiesterase



- Molecule 1: Cyclic nucleotide specific phosphodiesterase



- Molecule 1: Cyclic nucleotide specific phosphodiesterase



4 Data and refinement statistics

Property	Value	Source
Space group	P 41 21 2	Depositor
Cell constants a, b, c, α , β , γ	130.34Å 130.34Å 388.85Å 90.00° 90.00° 90.00°	Depositor
Resolution (Å)	30.00 – 2.00 49.99 – 1.97	Depositor EDS
% Data completeness (in resolution range)	(Not available) (30.00-2.00) 89.4 (49.99-1.97)	Depositor EDS
R_{merge}	0.10	Depositor
R_{sym}	(Not available)	Depositor
$\langle I/\sigma(I) \rangle$ ¹	1.91 (at 1.97Å)	Xtrriage
Refinement program	CNS	Depositor
R, R_{free}	0.216 , 0.226 0.215 , 0.245	Depositor DCC
R_{free} test set	21151 reflections (9.66%)	wwPDB-VP
Wilson B-factor (Å ²)	23.9	Xtrriage
Anisotropy	0.433	Xtrriage
Bulk solvent k_{sol} (e/Å ³), B_{sol} (Å ²)	0.36 , 48.9	EDS
L-test for twinning ²	$\langle L \rangle = 0.48$, $\langle L^2 \rangle = 0.31$	Xtrriage
Estimated twinning fraction	No twinning to report.	Xtrriage
F_o, F_c correlation	0.94	EDS
Total number of atoms	21499	wwPDB-VP
Average B, all atoms (Å ²)	29.0	wwPDB-VP

Xtrriage's analysis on translational NCS is as follows: *The largest off-origin peak in the Patterson function is 11.36% of the height of the origin peak. No significant pseudotranslation is detected.*

¹Intensities estimated from amplitudes.

²Theoretical values of $\langle |L| \rangle$, $\langle L^2 \rangle$ for acentric reflections are 0.5, 0.333 respectively for untwinned datasets, and 0.375, 0.2 for perfectly twinned datasets.

5 Model quality [i](#)

5.1 Standard geometry [i](#)

Bond lengths and bond angles in the following residue types are not validated in this section: MG, ZN

The Z score for a bond length (or angle) is the number of standard deviations the observed value is removed from the expected value. A bond length (or angle) with $|Z| > 5$ is considered an outlier worth inspection. RMSZ is the root-mean-square of all Z scores of the bond lengths (or angles).

Mol	Chain	Bond lengths		Bond angles	
		RMSZ	# Z >5	RMSZ	# Z >5
1	A	0.36	0/2617	0.54	0/3560
1	B	0.34	0/2644	0.54	0/3599
1	C	0.34	0/2644	0.53	0/3599
1	D	0.29	0/2589	0.49	0/3522
1	E	0.32	0/2619	0.53	0/3563
1	F	0.35	0/2651	0.55	0/3609
1	G	0.34	0/2651	0.53	0/3609
1	H	0.32	0/2609	0.51	0/3549
All	All	0.33	0/21024	0.53	0/28610

There are no bond length outliers.

There are no bond angle outliers.

There are no chirality outliers.

There are no planarity outliers.

5.2 Too-close contacts [i](#)

In the following table, the Non-H and H(model) columns list the number of non-hydrogen atoms and hydrogen atoms in the chain respectively. The H(added) column lists the number of hydrogen atoms added and optimized by MolProbity. The Clashes column lists the number of clashes within the asymmetric unit, whereas Symm-Clashes lists symmetry-related clashes.

Mol	Chain	Non-H	H(model)	H(added)	Clashes	Symm-Clashes
1	A	2553	0	2514	35	0
1	B	2579	0	2538	49	0
1	C	2579	0	2538	56	0
1	D	2525	0	2485	74	0
1	E	2555	0	2509	48	0

Continued on next page...

Continued from previous page...

Mol	Chain	Non-H	H(model)	H(added)	Clashes	Symm-Clashes
1	F	2586	0	2545	48	0
1	G	2586	0	2545	53	0
1	H	2545	0	2503	57	0
2	A	1	0	0	0	0
2	B	1	0	0	0	0
2	C	1	0	0	0	0
2	D	1	0	0	0	0
2	E	1	0	0	0	0
2	F	1	0	0	0	0
2	G	1	0	0	0	0
2	H	1	0	0	0	0
3	A	1	0	0	0	0
3	B	1	0	0	0	0
3	C	1	0	0	0	0
3	D	1	0	0	0	0
3	E	1	0	0	0	0
3	F	1	0	0	0	0
3	G	1	0	0	0	0
3	H	1	0	0	0	0
4	A	178	0	0	2	0
4	B	140	0	0	1	0
4	C	136	0	0	2	0
4	D	35	0	0	1	0
4	E	90	0	0	5	0
4	F	168	0	0	5	0
4	G	147	0	0	10	0
4	H	81	0	0	1	0
All	All	21499	0	20177	406	0

The all-atom clashscore is defined as the number of clashes found per 1000 atoms (including hydrogen atoms). The all-atom clashscore for this structure is 10.

All (406) close contacts within the same asymmetric unit are listed below, sorted by their clash magnitude.

Atom-1	Atom-2	Interatomic distance (Å)	Clash overlap (Å)
1:G:571:ILE:HG23	1:G:603:ARG:HH12	0.99	1.12
1:G:571:ILE:HG23	1:G:603:ARG:NH1	1.66	1.10
1:C:571:ILE:HG23	1:C:603:ARG:HH12	1.19	1.08
1:E:299:LYS:HD3	1:E:325:PRO:HB2	1.44	1.00
1:D:571:ILE:HG23	1:D:603:ARG:HH12	1.31	0.96
1:C:571:ILE:HG23	1:C:603:ARG:NH1	1.83	0.93

Continued on next page...

Continued from previous page...

Atom-1	Atom-2	Interatomic distance (Å)	Clash overlap (Å)
1:F:289:GLN:HB3	1:F:363:ARG:NH2	1.81	0.93
1:G:571:ILE:CG2	1:G:603:ARG:HH12	1.83	0.91
1:F:289:GLN:HB3	1:F:363:ARG:HH21	1.30	0.91
1:B:388:LYS:H	1:B:388:LYS:HD2	1.34	0.90
1:H:286:SER:HB2	1:H:427:PRO:HG2	1.54	0.89
1:B:300:SER:HB3	1:B:325:PRO:HG3	1.51	0.88
1:G:568:LYS:HG3	1:G:610:ALA:HB1	1.56	0.86
1:E:571:ILE:HG23	1:E:603:ARG:HH12	1.41	0.84
1:B:564:SER:HB3	1:C:600:ARG:HH21	1.46	0.80
1:D:586:HIS:CD2	1:D:593:GLU:HG2	2.16	0.80
1:G:488:THR:HG21	4:G:883:HOH:O	1.80	0.80
1:D:286:SER:HB2	1:D:427:PRO:HG2	1.64	0.80
1:B:393:HIS:NE2	1:F:504:THR:HG21	1.97	0.79
1:G:286:SER:HB2	1:G:427:PRO:HG2	1.65	0.78
1:F:281:ARG:HH21	1:H:463:ASN:HD22	1.32	0.78
1:D:363:ARG:HH11	1:D:363:ARG:HA	1.49	0.77
1:C:568:LYS:HG2	1:C:610:ALA:HB1	1.64	0.77
1:G:502:ASP:OD2	1:G:504:THR:HG22	1.84	0.76
1:C:603:ARG:HG3	1:C:603:ARG:HH11	1.50	0.76
1:D:571:ILE:HG23	1:D:603:ARG:NH1	2.01	0.76
1:D:310:LEU:HG	1:D:334:HIS:CD2	2.21	0.75
1:E:571:ILE:HG23	1:E:603:ARG:NH1	2.03	0.74
1:E:567:GLU:HG2	1:E:609:LYS:HG2	1.69	0.74
1:A:355:VAL:HG22	1:A:407:LEU:HD11	1.69	0.74
1:G:304:ILE:HG21	1:G:315:PHE:HE1	1.54	0.73
1:B:281:ARG:HH11	1:D:463:ASN:HD22	1.38	0.71
1:E:485:HIS:O	1:E:488:THR:HG22	1.90	0.71
1:H:428:VAL:HG11	1:H:441:LEU:HD12	1.72	0.71
1:F:300:SER:O	1:F:301:CYS:HB2	1.91	0.71
1:H:571:ILE:HG23	1:H:603:ARG:NH1	2.07	0.70
1:H:458:THR:O	1:H:461:MET:HB2	1.91	0.70
1:F:286:SER:HB2	1:F:427:PRO:HG2	1.74	0.69
1:C:569:SER:O	1:C:572:PRO:HD2	1.92	0.69
1:B:280:THR:HB	1:B:282:ARG:CZ	2.23	0.68
1:E:585:LEU:HD21	1:E:592:ILE:HD12	1.76	0.68
1:E:603:ARG:HG3	1:E:603:ARG:HH11	1.58	0.68
1:G:289:GLN:HB2	1:G:363:ARG:HH21	1.56	0.68
1:H:603:ARG:HG3	1:H:603:ARG:HH11	1.58	0.68
1:C:571:ILE:CG2	1:C:603:ARG:HH12	2.01	0.67
1:H:324:VAL:CG2	1:H:325:PRO:HD2	2.24	0.66
1:E:324:VAL:HG22	1:E:325:PRO:HD2	1.76	0.66

Continued on next page...

Continued from previous page...

Atom-1	Atom-2	Interatomic distance (Å)	Clash overlap (Å)
1:H:324:VAL:HG23	1:H:325:PRO:HD2	1.78	0.66
1:B:463:ASN:HD22	1:D:281:ARG:HH11	1.43	0.66
4:E:847:HOH:O	1:H:504:THR:HG21	1.96	0.66
1:H:282:ARG:HG2	1:H:282:ARG:O	1.96	0.66
1:C:571:ILE:HB	1:C:572:PRO:HD3	1.77	0.66
1:E:324:VAL:CG2	1:E:325:PRO:HD2	2.26	0.65
1:C:607:ALA:HB1	1:C:612:VAL:HB	1.79	0.65
1:C:391:MET:HA	1:C:391:MET:CE	2.26	0.65
1:G:595:PRO:HG2	4:G:832:HOH:O	1.94	0.65
1:H:288:VAL:HG11	1:H:441:LEU:HD11	1.78	0.65
1:B:463:ASN:ND2	1:D:281:ARG:HH11	1.95	0.65
1:C:320:VAL:HG12	1:C:327:VAL:HG22	1.78	0.65
1:F:447:PHE:CZ	1:F:470:LYS:HG3	2.33	0.64
1:F:300:SER:HB3	1:F:325:PRO:HG3	1.79	0.64
1:H:481:ASP:OD2	1:H:483:SER:HB3	1.97	0.64
1:C:586:HIS:CE1	1:C:593:GLU:HG2	2.33	0.63
1:D:298:PRO:HA	1:D:329:GLN:OE1	1.97	0.63
1:D:324:VAL:CG2	1:D:325:PRO:HD2	2.28	0.63
1:D:324:VAL:HG23	1:D:325:PRO:HD2	1.81	0.62
1:D:571:ILE:HB	1:D:572:PRO:HD3	1.79	0.62
1:B:300:SER:O	1:B:301:CYS:HB2	1.99	0.62
1:B:585:LEU:HD21	1:B:592:ILE:HD12	1.80	0.62
1:D:603:ARG:HG3	1:D:603:ARG:HH11	1.64	0.62
1:A:358:VAL:HG11	1:A:407:LEU:HD23	1.81	0.62
1:D:395:THR:OG1	1:D:398:GLU:HG3	2.00	0.62
1:H:492:HIS:HB2	1:H:584:LEU:HD21	1.80	0.62
1:B:281:ARG:HH11	1:D:463:ASN:ND2	1.97	0.62
1:G:363:ARG:NH2	4:G:921:HOH:O	2.26	0.61
1:E:388:LYS:HE3	1:E:392:GLU:OE2	2.01	0.61
1:B:280:THR:HG23	4:D:828:HOH:O	2.00	0.61
1:C:300:SER:O	1:C:301:CYS:HB2	2.00	0.61
1:F:516:LEU:CD2	1:F:585:LEU:HD11	2.31	0.61
1:C:300:SER:HB3	1:C:325:PRO:HG3	1.83	0.61
1:C:321:ALA:HA	1:C:327:VAL:CG2	2.31	0.60
1:G:328:LEU:HD11	1:G:407:LEU:HD12	1.83	0.60
1:B:388:LYS:O	1:B:392:GLU:HG3	2.01	0.60
1:D:424:VAL:HG12	1:D:424:VAL:O	2.00	0.60
1:D:309:ASP:OD1	1:D:309:ASP:O	2.20	0.60
1:B:388:LYS:N	1:B:389:PRO:HD2	2.16	0.60
1:C:321:ALA:HA	1:C:327:VAL:HG23	1.84	0.60
1:E:324:VAL:HG22	4:E:869:HOH:O	2.02	0.60

Continued on next page...

Continued from previous page...

Atom-1	Atom-2	Interatomic distance (Å)	Clash overlap (Å)
1:C:484:LEU:O	1:C:488:THR:HG23	2.02	0.59
1:A:324:VAL:CG2	1:A:325:PRO:HD2	2.32	0.59
1:G:391:MET:CE	1:G:391:MET:HA	2.32	0.59
1:D:496:LEU:HD13	1:D:588:LEU:HD23	1.84	0.59
1:E:317:THR:HG21	1:E:375:ASP:HA	1.85	0.59
1:B:388:LYS:HD2	1:B:388:LYS:N	2.13	0.59
1:C:345:GLN:HE21	1:C:345:GLN:HA	1.67	0.59
1:D:308:VAL:HG22	1:D:308:VAL:O	2.02	0.59
1:F:462:ASP:HB2	4:F:889:HOH:O	2.00	0.59
1:D:354:LEU:C	1:D:354:LEU:HD23	2.23	0.59
1:D:595:PRO:O	1:D:599:LEU:HD22	2.02	0.59
1:G:603:ARG:CZ	4:G:847:HOH:O	2.50	0.59
1:A:304:ILE:HG12	1:A:334:HIS:CE1	2.37	0.58
1:A:304:ILE:H	1:A:334:HIS:HE1	1.50	0.58
1:E:463:ASN:HD22	1:G:281:ARG:HH11	1.52	0.58
1:G:289:GLN:HB2	1:G:363:ARG:NH2	2.19	0.58
1:H:310:LEU:HG	1:H:334:HIS:CD2	2.39	0.58
1:D:426:ASP:OD1	1:D:428:VAL:HG22	2.04	0.57
1:H:441:LEU:C	1:H:441:LEU:HD23	2.24	0.57
1:C:492:HIS:HB2	1:C:584:LEU:HD21	1.85	0.57
1:E:583:ASP:O	1:E:587:GLN:HG3	2.04	0.57
1:F:282:ARG:HD3	1:F:282:ARG:C	2.25	0.57
1:H:585:LEU:HD21	1:H:592:ILE:HD12	1.85	0.57
1:G:345:GLN:HA	1:G:345:GLN:NE2	2.19	0.56
1:G:282:ARG:O	1:G:282:ARG:HD3	2.06	0.56
1:D:366:PRO:HD2	1:D:541:GLU:HG2	1.88	0.56
1:F:516:LEU:HD23	1:F:585:LEU:HD11	1.86	0.56
1:D:286:SER:HB2	1:D:427:PRO:CG	2.36	0.56
1:D:317:THR:HG23	1:D:327:VAL:HG11	1.88	0.56
1:H:282:ARG:H	1:H:282:ARG:HD2	1.70	0.56
1:B:568:LYS:NZ	1:C:580:PRO:HB3	2.21	0.55
1:E:308:VAL:O	1:E:309:ASP:HB2	2.04	0.55
1:H:579:ILE:HB	1:H:580:PRO:HD3	1.88	0.55
1:G:561:GLU:HG3	4:G:894:HOH:O	2.05	0.55
1:B:281:ARG:NH1	1:D:463:ASN:HD22	2.03	0.54
1:B:447:PHE:CE1	1:B:470:LYS:HG3	2.43	0.54
1:D:309:ASP:CG	1:D:312:ASP:HB3	2.28	0.54
1:G:424:VAL:HG12	1:G:424:VAL:O	2.06	0.54
1:D:308:VAL:O	1:D:309:ASP:HB3	2.05	0.54
1:A:324:VAL:HG22	1:A:325:PRO:HD2	1.89	0.54
1:D:397:LEU:C	1:D:397:LEU:HD23	2.28	0.54

Continued on next page...

Continued from previous page...

Atom-1	Atom-2	Interatomic distance (Å)	Clash overlap (Å)
1:E:391:MET:HA	1:E:391:MET:CE	2.37	0.54
1:E:376:VAL:HG22	1:E:521:ASP:HA	1.89	0.54
1:B:280:THR:HG22	1:B:281:ARG:N	2.21	0.54
1:F:584:LEU:HD23	1:F:584:LEU:C	2.28	0.54
1:C:306:THR:HG22	1:C:307:ASP:N	2.23	0.54
1:D:333:MET:O	1:D:337:LEU:HG	2.08	0.54
1:C:376:VAL:HG21	1:C:409:HIS:CE1	2.43	0.54
1:C:603:ARG:NH1	1:C:603:ARG:HG3	2.20	0.53
1:F:584:LEU:CD2	1:F:588:LEU:HD12	2.38	0.53
1:E:424:VAL:HG12	1:E:424:VAL:O	2.09	0.53
1:H:388:LYS:HE3	1:H:392:GLU:CD	2.29	0.53
1:D:320:VAL:C	1:D:322:SER:H	2.13	0.53
1:F:325:PRO:HG2	4:F:892:HOH:O	2.08	0.53
1:G:300:SER:HB2	1:G:325:PRO:HG3	1.90	0.53
1:F:391:MET:HA	1:F:391:MET:CE	2.39	0.53
1:D:421:LEU:HD11	1:D:438:LEU:HD21	1.91	0.52
1:E:463:ASN:ND2	1:G:281:ARG:HH11	2.07	0.52
1:A:453:THR:HG23	4:A:963:HOH:O	2.08	0.52
1:D:549:GLU:OE2	1:D:556:VAL:HA	2.08	0.52
1:H:280:THR:HG22	1:H:281:ARG:N	2.24	0.52
1:B:463:ASN:HD22	1:D:281:ARG:NH1	2.07	0.52
1:D:363:ARG:HH11	1:D:363:ARG:CA	2.20	0.52
1:E:585:LEU:CD2	1:E:592:ILE:HD12	2.38	0.52
1:G:484:LEU:O	1:G:488:THR:HG23	2.10	0.52
1:E:600:ARG:O	1:E:604:GLU:HG3	2.10	0.52
1:B:280:THR:HB	1:B:282:ARG:NH1	2.24	0.51
1:E:309:ASP:HA	4:E:879:HOH:O	2.09	0.51
1:H:526:SER:HB2	1:H:599:LEU:HD22	1.90	0.51
1:H:539:LEU:HD11	1:H:566:VAL:HG13	1.92	0.51
1:G:304:ILE:HG21	1:G:315:PHE:CE1	2.41	0.51
1:G:376:VAL:HG22	1:G:521:ASP:HA	1.91	0.51
1:F:476:LEU:HB3	1:F:517:LEU:HD12	1.93	0.51
1:F:584:LEU:HD23	1:F:588:LEU:HD12	1.93	0.51
1:H:299:LYS:HD3	1:H:325:PRO:HB2	1.92	0.51
1:C:391:MET:HA	1:C:391:MET:HE2	1.91	0.51
1:B:388:LYS:H	1:B:388:LYS:CD	2.14	0.51
1:H:571:ILE:HB	1:H:572:PRO:HD3	1.92	0.51
1:H:594:GLU:N	1:H:595:PRO:HD2	2.26	0.50
1:A:303:ALA:HA	1:A:334:HIS:CE1	2.47	0.50
1:B:391:MET:HE3	1:B:394:LEU:HD12	1.94	0.50
1:B:447:PHE:CZ	1:B:470:LYS:HG3	2.47	0.50

Continued on next page...

Continued from previous page...

Atom-1	Atom-2	Interatomic distance (Å)	Clash overlap (Å)
1:E:603:ARG:NH1	1:E:603:ARG:HG3	2.25	0.50
1:E:351:TRP:O	1:E:355:VAL:HG23	2.11	0.50
1:E:571:ILE:CG2	1:E:603:ARG:HH12	2.20	0.50
1:H:327:VAL:O	1:H:331:VAL:HG23	2.11	0.50
1:A:468:GLU:OE2	1:A:506:LYS:HD2	2.11	0.50
1:E:468:GLU:OE2	1:E:506:LYS:HD2	2.11	0.50
1:E:482:MET:SD	1:E:518:HIS:HE1	2.35	0.50
1:G:306:THR:HG22	1:G:308:VAL:H	1.76	0.50
1:D:321:ALA:HA	1:D:327:VAL:CG2	2.41	0.50
1:F:324:VAL:HB	1:F:325:PRO:HD2	1.94	0.50
1:H:302:ALA:HB3	1:H:324:VAL:HG23	1.93	0.50
1:C:397:LEU:C	1:C:397:LEU:HD23	2.33	0.49
1:C:345:GLN:HA	1:C:345:GLN:NE2	2.26	0.49
1:D:369:ASN:OD1	1:D:371:ILE:HB	2.11	0.49
1:G:325:PRO:HG2	4:G:885:HOH:O	2.12	0.49
1:A:388:LYS:HB3	1:A:389:PRO:HD3	1.95	0.49
1:G:569:SER:HB2	4:G:922:HOH:O	2.10	0.49
1:D:316:ASP:O	1:D:320:VAL:HG23	2.12	0.49
1:E:567:GLU:HG2	1:E:609:LYS:CG	2.40	0.49
1:F:524:ALA:HB1	1:F:535:TRP:CD1	2.47	0.49
1:A:536:LEU:HD13	1:A:566:VAL:HG11	1.94	0.49
1:G:365:ASN:HB3	1:G:541:GLU:OE1	2.12	0.49
1:G:397:LEU:HD23	1:G:397:LEU:C	2.33	0.49
1:B:452:VAL:HB	1:B:455:PHE:CD2	2.48	0.49
1:D:329:GLN:HA	1:D:355:VAL:HG11	1.95	0.49
1:E:571:ILE:HB	1:E:572:PRO:HD3	1.95	0.49
1:G:603:ARG:HG3	1:G:603:ARG:HH11	1.76	0.49
1:G:603:ARG:NH2	4:G:847:HOH:O	2.46	0.49
1:B:324:VAL:HB	1:B:325:PRO:HD2	1.95	0.49
1:E:550:ARG:HG3	1:E:556:VAL:HG22	1.94	0.49
1:E:366:PRO:HD2	1:E:541:GLU:HG2	1.94	0.48
1:E:452:VAL:HB	1:E:455:PHE:CD2	2.48	0.48
1:F:304:ILE:HG13	1:F:310:LEU:HD21	1.95	0.48
1:H:397:LEU:C	1:H:397:LEU:HD23	2.33	0.48
1:A:516:LEU:HD23	1:A:585:LEU:HD21	1.94	0.48
1:B:344:SER:OG	1:B:347:GLU:HG3	2.13	0.48
1:E:289:GLN:NE2	1:E:292:ILE:HD11	2.28	0.48
1:F:299:LYS:HG3	4:F:876:HOH:O	2.12	0.48
1:C:310:LEU:HG	1:C:334:HIS:CD2	2.48	0.48
1:D:299:LYS:HD2	1:D:326:SER:OG	2.14	0.48
1:E:584:LEU:HA	1:E:587:GLN:NE2	2.28	0.48

Continued on next page...

Continued from previous page...

Atom-1	Atom-2	Interatomic distance (Å)	Clash overlap (Å)
1:E:296:VAL:HG23	1:E:356:ALA:HB1	1.94	0.48
1:F:485:HIS:HE1	1:F:581:THR:OG1	1.97	0.48
1:H:484:LEU:N	1:H:484:LEU:HD12	2.29	0.48
1:C:466:PHE:CE2	1:C:470:LYS:HD2	2.49	0.48
1:F:391:MET:HA	1:F:391:MET:HE3	1.94	0.48
1:F:458:THR:O	1:F:461:MET:HB2	2.13	0.48
1:A:571:ILE:HB	1:A:572:PRO:HD3	1.96	0.48
1:D:388:LYS:HB3	1:D:389:PRO:CD	2.44	0.48
1:G:411:VAL:O	1:G:412:CYS:HB2	2.14	0.48
1:G:452:VAL:HB	1:G:455:PHE:CD2	2.49	0.48
1:E:317:THR:CG2	1:E:375:ASP:OD1	2.62	0.47
1:G:282:ARG:HD3	1:G:282:ARG:C	2.34	0.47
1:B:568:LYS:HZ1	1:C:580:PRO:HB3	1.78	0.47
1:D:584:LEU:C	1:D:584:LEU:HD13	2.34	0.47
1:H:524:ALA:HB1	1:H:535:TRP:CD1	2.49	0.47
1:A:365:ASN:HB3	1:A:541:GLU:OE1	2.14	0.47
1:A:452:VAL:HB	1:A:455:PHE:CD2	2.49	0.47
1:A:568:LYS:CG	1:A:610:ALA:HB1	2.45	0.47
1:B:304:ILE:HG13	1:B:310:LEU:HD21	1.96	0.47
1:C:327:VAL:O	1:C:331:VAL:HG23	2.15	0.47
1:E:325:PRO:HG2	4:E:869:HOH:O	2.12	0.47
1:E:569:SER:O	1:E:572:PRO:HD2	2.15	0.47
1:E:584:LEU:HA	1:E:587:GLN:HE21	1.79	0.47
1:H:492:HIS:CB	1:H:584:LEU:HD21	2.45	0.47
1:H:569:SER:O	1:H:572:PRO:HD2	2.15	0.47
1:D:454:GLU:N	1:D:454:GLU:OE1	2.48	0.47
1:H:280:THR:HG22	1:H:281:ARG:H	1.79	0.47
1:C:577:PHE:O	1:C:580:PRO:HG2	2.15	0.46
1:G:603:ARG:NE	4:G:847:HOH:O	2.46	0.46
1:A:366:PRO:HD2	1:A:541:GLU:CG	2.46	0.46
1:B:351:TRP:O	1:B:355:VAL:HG23	2.15	0.46
1:D:320:VAL:O	1:D:324:VAL:HG12	2.14	0.46
1:C:372:HIS:O	1:C:376:VAL:HG23	2.16	0.46
1:G:363:ARG:HA	1:G:363:ARG:HD3	1.79	0.46
1:E:411:VAL:O	1:E:412:CYS:HB2	2.16	0.46
1:F:452:VAL:HB	1:F:455:PHE:CD2	2.49	0.46
1:B:325:PRO:HG2	4:B:911:HOH:O	2.16	0.46
1:F:475:HIS:CD2	1:F:514:SER:OG	2.69	0.46
1:B:354:LEU:HD21	1:B:404:PHE:HE2	1.81	0.46
1:D:318:PHE:O	1:D:321:ALA:HB3	2.16	0.46
1:E:324:VAL:HG22	1:E:325:PRO:CD	2.44	0.46

Continued on next page...

Continued from previous page...

Atom-1	Atom-2	Interatomic distance (Å)	Clash overlap (Å)
1:D:324:VAL:HG22	1:D:326:SER:H	1.81	0.46
1:B:327:VAL:O	1:B:331:VAL:HG23	2.17	0.45
1:H:441:LEU:HD23	1:H:441:LEU:O	2.15	0.45
1:C:345:GLN:HE21	1:C:345:GLN:CA	2.28	0.45
1:F:397:LEU:C	1:F:397:LEU:HD23	2.36	0.45
1:G:391:MET:HA	1:G:391:MET:HE2	1.98	0.45
1:A:324:VAL:HG22	4:A:903:HOH:O	2.15	0.45
1:C:492:HIS:CB	1:C:584:LEU:HD21	2.46	0.45
1:D:603:ARG:NH1	1:D:603:ARG:HG3	2.30	0.45
1:F:536:LEU:HD13	1:F:566:VAL:HG11	1.98	0.45
1:H:344:SER:OG	1:H:347:GLU:HG3	2.16	0.45
1:B:436:GLY:O	1:B:440:GLN:HG3	2.16	0.45
1:C:324:VAL:HB	1:C:325:PRO:HD2	1.99	0.45
1:D:376:VAL:HG22	1:D:521:ASP:HA	1.97	0.45
1:E:388:LYS:O	1:E:392:GLU:HG3	2.16	0.45
1:A:385:SER:HA	1:A:391:MET:HG3	1.99	0.45
1:C:576:PHE:O	1:C:576:PHE:CD2	2.69	0.45
1:B:366:PRO:HD2	1:B:541:GLU:HG2	1.97	0.45
1:A:354:LEU:HD21	1:A:404:PHE:CE2	2.52	0.45
1:A:539:LEU:HD11	1:A:566:VAL:HG13	1.99	0.45
1:D:309:ASP:OD1	1:D:312:ASP:HB3	2.16	0.45
1:F:475:HIS:O	1:F:479:HIS:HD2	2.00	0.45
1:B:397:LEU:HD23	1:B:397:LEU:C	2.37	0.45
1:D:328:LEU:HA	1:D:374:ALA:HB2	1.98	0.45
1:H:300:SER:O	1:H:301:CYS:HB2	2.17	0.45
1:C:603:ARG:NH1	1:C:603:ARG:CG	2.80	0.44
1:D:283:LEU:HB3	1:D:284:PRO:HD2	2.00	0.44
1:G:306:THR:HG22	1:G:307:ASP:N	2.32	0.44
1:A:447:PHE:CZ	1:A:470:LYS:HG3	2.51	0.44
1:A:597:HIS:O	1:A:601:LYS:HG3	2.18	0.44
1:C:321:ALA:N	1:C:327:VAL:HG21	2.32	0.44
1:F:568:LYS:HG2	1:F:610:ALA:HB1	2.00	0.44
1:H:585:LEU:HD23	1:H:585:LEU:O	2.17	0.44
1:A:568:LYS:HG2	1:A:610:ALA:HB1	1.99	0.44
1:C:325:PRO:HG2	4:C:861:HOH:O	2.16	0.44
1:D:584:LEU:HD13	1:D:584:LEU:O	2.17	0.44
1:H:595:PRO:O	1:H:599:LEU:HD22	2.17	0.44
1:H:354:LEU:HD21	1:H:404:PHE:CE2	2.53	0.44
1:A:358:VAL:HG11	1:A:407:LEU:CD2	2.48	0.44
1:B:336:ALA:HB1	1:B:342:PHE:CE2	2.52	0.44
1:D:351:TRP:O	1:D:355:VAL:HG23	2.17	0.44

Continued on next page...

Continued from previous page...

Atom-1	Atom-2	Interatomic distance (Å)	Clash overlap (Å)
1:D:376:VAL:HG21	1:D:409:HIS:CE1	2.52	0.44
1:F:582:PHE:CD2	1:F:595:PRO:HB2	2.53	0.44
1:G:324:VAL:HB	1:G:325:PRO:HD2	2.00	0.44
1:A:397:LEU:C	1:A:397:LEU:HD23	2.38	0.44
1:B:354:LEU:HD21	1:B:404:PHE:CE2	2.52	0.44
1:A:411:VAL:O	1:A:412:CYS:HB2	2.17	0.44
1:G:280:THR:HG22	1:G:280:THR:O	2.18	0.44
1:G:565:SER:OG	1:G:568:LYS:HB2	2.16	0.44
1:H:354:LEU:HD21	1:H:404:PHE:HE2	1.83	0.44
1:C:354:LEU:HB2	1:C:455:PHE:HB3	2.00	0.43
1:E:396:PRO:HG2	4:E:863:HOH:O	2.18	0.43
1:H:282:ARG:O	1:H:282:ARG:CG	2.65	0.43
1:D:411:VAL:O	1:D:412:CYS:HB2	2.18	0.43
1:G:594:GLU:N	1:G:595:PRO:HD2	2.34	0.43
1:B:411:VAL:O	1:B:412:CYS:HB2	2.18	0.43
1:C:388:LYS:N	1:C:389:PRO:HD2	2.33	0.43
1:F:281:ARG:HH21	1:H:463:ASN:ND2	2.10	0.43
1:A:593:GLU:HG2	1:A:597:HIS:CD2	2.53	0.43
1:C:475:HIS:O	1:C:479:HIS:HD2	2.00	0.43
1:D:452:VAL:HB	1:D:455:PHE:CD2	2.54	0.43
1:F:426:ASP:OD1	1:F:428:VAL:HG12	2.19	0.43
1:H:372:HIS:O	1:H:376:VAL:HG23	2.18	0.43
1:C:391:MET:HA	1:C:391:MET:HE3	2.00	0.43
1:D:332:ALA:HA	1:D:377:LEU:HD21	1.99	0.43
1:H:411:VAL:O	1:H:412:CYS:HB2	2.19	0.43
1:G:410:ASP:O	1:G:413:HIS:HB2	2.19	0.43
1:G:351:TRP:O	1:G:355:VAL:HG23	2.19	0.43
1:B:385:SER:HA	1:B:391:MET:HG3	2.00	0.43
1:C:579:ILE:N	1:C:580:PRO:HD2	2.34	0.43
1:G:571:ILE:HB	1:G:572:PRO:HD3	2.01	0.43
1:B:585:LEU:CD2	1:B:592:ILE:HD12	2.47	0.43
1:C:365:ASN:HB3	1:C:541:GLU:OE1	2.19	0.43
1:F:411:VAL:O	1:F:412:CYS:HB2	2.18	0.43
1:A:324:VAL:HG22	1:A:325:PRO:CD	2.48	0.42
1:A:447:PHE:CE1	1:A:470:LYS:HG3	2.54	0.42
1:E:426:ASP:OD1	1:E:428:VAL:HG22	2.19	0.42
1:A:354:LEU:HD21	1:A:404:PHE:HE2	1.84	0.42
1:A:384:VAL:O	1:A:391:MET:HG2	2.18	0.42
1:D:481:ASP:CG	1:D:483:SER:HB3	2.39	0.42
1:F:376:VAL:HG22	1:F:521:ASP:HA	1.99	0.42
1:H:296:VAL:HG23	1:H:356:ALA:HB1	2.00	0.42

Continued on next page...

Continued from previous page...

Atom-1	Atom-2	Interatomic distance (Å)	Clash overlap (Å)
1:H:299:LYS:HD2	1:H:326:SER:HB2	2.01	0.42
1:C:595:PRO:HG2	4:C:834:HOH:O	2.19	0.42
1:D:288:VAL:HG11	1:D:441:LEU:HD11	2.02	0.42
1:F:447:PHE:CE1	1:F:470:LYS:HG3	2.53	0.42
1:G:345:GLN:HA	1:G:345:GLN:HE21	1.83	0.42
1:G:384:VAL:HG12	1:G:391:MET:CE	2.50	0.42
1:F:280:THR:HG22	1:F:280:THR:O	2.19	0.42
1:H:324:VAL:HG22	1:H:325:PRO:HD2	2.01	0.42
1:B:524:ALA:HB1	1:B:535:TRP:CD1	2.54	0.42
1:C:315:PHE:CD2	1:C:378:GLN:HG3	2.55	0.42
1:D:396:PRO:O	1:D:400:LYS:HG3	2.19	0.42
1:H:302:ALA:CB	1:H:324:VAL:HG23	2.50	0.42
1:B:570:GLN:O	1:B:573:PHE:HB3	2.20	0.42
1:D:466:PHE:CE2	1:D:470:LYS:HD2	2.55	0.42
1:D:594:GLU:N	1:D:595:PRO:HD2	2.34	0.42
1:F:396:PRO:HG2	4:F:965:HOH:O	2.19	0.42
1:E:384:VAL:HG12	1:E:391:MET:CE	2.50	0.42
1:F:610:ALA:HB3	1:F:612:VAL:HG23	2.02	0.42
1:B:579:ILE:HB	1:B:580:PRO:HD3	2.02	0.42
1:D:317:THR:HG22	1:D:371:ILE:HG23	2.01	0.42
1:D:545:GLN:O	1:D:549:GLU:HG3	2.20	0.42
1:F:571:ILE:HB	1:F:572:PRO:HD3	2.01	0.42
1:H:320:VAL:O	1:H:324:VAL:HG12	2.20	0.42
1:H:595:PRO:HG2	4:H:853:HOH:O	2.19	0.42
1:B:384:VAL:HG12	1:B:391:MET:HG2	2.02	0.41
1:D:527:ARG:HB3	1:D:531:ILE:HD12	2.02	0.41
1:E:579:ILE:HB	1:E:580:PRO:HD3	2.02	0.41
1:F:336:ALA:HB1	1:F:342:PHE:CE2	2.55	0.41
1:C:351:TRP:O	1:C:355:VAL:HG23	2.20	0.41
1:C:524:ALA:HB1	1:C:535:TRP:CD1	2.55	0.41
1:B:506:LYS:HE3	1:B:507:GLU:OE2	2.21	0.41
1:C:452:VAL:HB	1:C:455:PHE:CD2	2.55	0.41
1:D:346:GLU:HG2	1:D:350:LYS:HE3	2.03	0.41
1:D:354:LEU:O	1:D:358:VAL:HG23	2.21	0.41
1:A:310:LEU:HD23	1:A:310:LEU:HA	1.91	0.41
1:B:310:LEU:HG	1:B:334:HIS:CD2	2.55	0.41
1:D:394:LEU:HD23	1:D:509:ARG:HD2	2.03	0.41
1:G:502:ASP:CG	1:G:504:THR:HG22	2.41	0.41
1:H:388:LYS:HB3	1:H:389:PRO:CD	2.50	0.41
1:B:585:LEU:O	1:B:585:LEU:HD23	2.21	0.41
1:F:435:LYS:HD3	4:F:947:HOH:O	2.19	0.41

Continued on next page...

Continued from previous page...

Atom-1	Atom-2	Interatomic distance (Å)	Clash overlap (Å)
1:D:344:SER:OG	1:D:347:GLU:HG3	2.21	0.41
1:F:579:ILE:HB	1:F:580:PRO:HD3	2.01	0.41
1:G:396:PRO:HG2	4:G:877:HOH:O	2.21	0.41
1:H:410:ASP:O	1:H:413:HIS:HB2	2.21	0.41
1:H:324:VAL:CG2	1:H:325:PRO:CD	2.98	0.41
1:A:323:ARG:HE	1:A:323:ARG:HB2	1.62	0.41
1:B:585:LEU:HD21	1:B:592:ILE:CD1	2.47	0.41
1:C:328:LEU:HA	1:C:374:ALA:HB2	2.03	0.41
1:C:583:ASP:O	1:C:587:GLN:HG2	2.21	0.41
1:D:576:PHE:CD2	1:D:576:PHE:O	2.74	0.41
1:F:390:LEU:HG	1:F:394:LEU:HD11	2.03	0.41
1:H:363:ARG:HA	1:H:363:ARG:HD3	1.95	0.41
1:C:350:LYS:HD3	1:C:456:ASP:O	2.21	0.41
1:A:492:HIS:HB2	1:A:584:LEU:HD21	2.03	0.40
1:D:388:LYS:HE3	1:D:392:GLU:CD	2.42	0.40
1:F:363:ARG:HB3	1:F:364:PRO:HD2	2.03	0.40
1:G:304:ILE:CG2	1:G:315:PHE:HE1	2.30	0.40
1:C:390:LEU:HD23	1:C:390:LEU:HA	1.92	0.40
1:H:397:LEU:HD23	1:H:397:LEU:O	2.21	0.40
1:C:586:HIS:HE1	1:C:593:GLU:HG2	1.79	0.40
1:D:315:PHE:CD2	1:D:378:GLN:HG3	2.57	0.40
1:E:310:LEU:CD1	1:E:334:HIS:HB3	2.51	0.40
1:E:462:ASP:OD2	1:E:464:ALA:HB3	2.21	0.40
1:F:512:ALA:O	1:F:516:LEU:HG	2.22	0.40
1:F:596:LEU:HD21	1:F:600:ARG:NH2	2.37	0.40
1:G:493:GLY:O	1:G:496:LEU:HB3	2.21	0.40
1:C:321:ALA:CA	1:C:327:VAL:CG2	2.99	0.40
1:D:295:VAL:HA	1:D:455:PHE:HZ	1.87	0.40
1:G:304:ILE:CD1	1:G:330:SER:HB3	2.51	0.40
1:H:462:ASP:HB3	1:H:465:SER:H	1.86	0.40
1:H:603:ARG:NH1	1:H:603:ARG:CG	2.84	0.40

There are no symmetry-related clashes.

5.3 Torsion angles

5.3.1 Protein backbone

In the following table, the Percentiles column shows the percent Ramachandran outliers of the chain as a percentile score with respect to all X-ray entries followed by that with respect to entries of similar resolution.

The Analysed column shows the number of residues for which the backbone conformation was analysed, and the total number of residues.

Mol	Chain	Analysed	Favoured	Allowed	Outliers	Percentiles	
1	A	325/345 (94%)	321 (99%)	3 (1%)	1 (0%)	41	37
1	B	331/345 (96%)	322 (97%)	9 (3%)	0	100	100
1	C	331/345 (96%)	324 (98%)	7 (2%)	0	100	100
1	D	320/345 (93%)	307 (96%)	11 (3%)	2 (1%)	25	19
1	E	325/345 (94%)	314 (97%)	11 (3%)	0	100	100
1	F	332/345 (96%)	325 (98%)	6 (2%)	1 (0%)	41	37
1	G	332/345 (96%)	328 (99%)	4 (1%)	0	100	100
1	H	324/345 (94%)	311 (96%)	12 (4%)	1 (0%)	41	37
All	All	2620/2760 (95%)	2552 (97%)	63 (2%)	5 (0%)	47	44

All (5) Ramachandran outliers are listed below:

Mol	Chain	Res	Type
1	A	303	ALA
1	H	302	ALA
1	D	485	HIS
1	F	301	CYS
1	D	321	ALA

5.3.2 Protein sidechains [i](#)

In the following table, the Percentiles column shows the percent sidechain outliers of the chain as a percentile score with respect to all X-ray entries followed by that with respect to entries of similar resolution.

The Analysed column shows the number of residues for which the sidechain conformation was analysed, and the total number of residues.

Mol	Chain	Analysed	Rotameric	Outliers	Percentiles	
1	A	273/286 (96%)	271 (99%)	2 (1%)	84	88
1	B	276/286 (96%)	273 (99%)	3 (1%)	73	78
1	C	276/286 (96%)	275 (100%)	1 (0%)	91	93
1	D	271/286 (95%)	269 (99%)	2 (1%)	84	88
1	E	274/286 (96%)	270 (98%)	4 (2%)	65	69
1	F	277/286 (97%)	276 (100%)	1 (0%)	91	93

Continued on next page...

Continued from previous page...

Mol	Chain	Analysed	Rotameric	Outliers	Percentiles	
1	G	277/286 (97%)	276 (100%)	1 (0%)	91	93
1	H	272/286 (95%)	266 (98%)	6 (2%)	52	55
All	All	2196/2288 (96%)	2176 (99%)	20 (1%)	78	83

All (20) residues with a non-rotameric sidechain are listed below:

Mol	Chain	Res	Type
1	A	310	LEU
1	A	391	MET
1	B	290	ASP
1	B	391	MET
1	B	533	ARG
1	C	533	ARG
1	D	363	ARG
1	D	533	ARG
1	E	309	ASP
1	E	317	THR
1	E	318	PHE
1	E	584	LEU
1	F	517	LEU
1	G	309	ASP
1	H	282	ARG
1	H	328	LEU
1	H	462	ASP
1	H	483	SER
1	H	504	THR
1	H	599	LEU

Sometimes sidechains can be flipped to improve hydrogen bonding and reduce clashes. All (37) such sidechains are listed below:

Mol	Chain	Res	Type
1	A	334	HIS
1	A	345	GLN
1	B	345	GLN
1	B	463	ASN
1	B	475	HIS
1	C	289	GLN
1	C	345	GLN
1	C	360	ASN
1	C	475	HIS

Continued on next page...

Continued from previous page...

Mol	Chain	Res	Type
1	C	479	HIS
1	C	485	HIS
1	C	586	HIS
1	D	334	HIS
1	D	345	GLN
1	D	360	ASN
1	D	463	ASN
1	D	485	HIS
1	D	586	HIS
1	E	289	GLN
1	E	345	GLN
1	E	360	ASN
1	E	393	HIS
1	E	463	ASN
1	E	485	HIS
1	E	587	GLN
1	F	289	GLN
1	F	345	GLN
1	F	475	HIS
1	F	479	HIS
1	F	485	HIS
1	F	597	HIS
1	G	345	GLN
1	G	463	ASN
1	H	345	GLN
1	H	463	ASN
1	H	475	HIS
1	H	485	HIS

5.3.3 RNA [i](#)

There are no RNA molecules in this entry.

5.4 Non-standard residues in protein, DNA, RNA chains [i](#)

There are no non-standard protein/DNA/RNA residues in this entry.

5.5 Carbohydrates [i](#)

There are no monosaccharides in this entry.

5.6 Ligand geometry [i](#)

Of 16 ligands modelled in this entry, 16 are monoatomic - leaving 0 for Mogul analysis.

There are no bond length outliers.

There are no bond angle outliers.

There are no chirality outliers.

There are no torsion outliers.

There are no ring outliers.

No monomer is involved in short contacts.

5.7 Other polymers [i](#)

There are no such residues in this entry.

5.8 Polymer linkage issues [i](#)

There are no chain breaks in this entry.

6 Fit of model and data

6.1 Protein, DNA and RNA chains

In the following table, the column labelled ‘#RSRZ > 2’ contains the number (and percentage) of RSRZ outliers, followed by percent RSRZ outliers for the chain as percentile scores relative to all X-ray entries and entries of similar resolution. The OWAB column contains the minimum, median, 95th percentile and maximum values of the occupancy-weighted average B-factor per residue. The column labelled ‘Q < 0.9’ lists the number of (and percentage) of residues with an average occupancy less than 0.9.

Mol	Chain	Analysed	<RSRZ>	#RSRZ>2	OWAB(Å ²)	Q<0.9
1	A	329/345 (95%)	0.03	9 (2%) 54 53	12, 20, 38, 70	0
1	B	333/345 (96%)	0.16	13 (3%) 39 38	16, 25, 47, 72	0
1	C	333/345 (96%)	0.01	12 (3%) 42 42	13, 25, 50, 74	0
1	D	324/345 (93%)	0.78	43 (13%) 3 2	20, 45, 64, 69	0
1	E	329/345 (95%)	0.20	22 (6%) 17 17	17, 29, 61, 72	0
1	F	334/345 (96%)	0.06	11 (3%) 46 45	14, 22, 40, 68	0
1	G	334/345 (96%)	0.08	16 (4%) 30 29	15, 24, 46, 64	0
1	H	328/345 (95%)	0.11	10 (3%) 50 49	17, 32, 54, 73	0
All	All	2644/2760 (95%)	0.18	136 (5%) 28 27	12, 27, 55, 74	0

All (136) RSRZ outliers are listed below:

Mol	Chain	Res	Type	RSRZ
1	B	612	VAL	8.9
1	B	610	ALA	8.7
1	C	612	VAL	7.9
1	E	308	VAL	6.6
1	E	302	ALA	6.6
1	A	280	THR	6.5
1	B	611	GLY	6.5
1	A	303	ALA	6.4
1	G	304	ILE	5.8
1	B	280	THR	5.7
1	H	280	THR	5.6
1	F	613	THR	5.2
1	F	280	THR	5.1
1	G	280	THR	5.1
1	D	309	ASP	5.1
1	A	302	ALA	5.0

Continued on next page...

Continued from previous page...

Mol	Chain	Res	Type	RSRZ
1	D	556	VAL	4.8
1	E	282	ARG	4.6
1	D	280	THR	4.6
1	C	611	GLY	4.6
1	E	301	CYS	4.5
1	B	300	SER	4.4
1	E	307	ASP	4.4
1	E	576	PHE	4.3
1	C	576	PHE	4.3
1	D	308	VAL	4.3
1	D	300	SER	4.2
1	G	303	ALA	4.1
1	D	343	ALA	4.1
1	G	612	VAL	4.1
1	B	609	LYS	4.1
1	D	560	PHE	4.0
1	D	282	ARG	4.0
1	D	550	ARG	4.0
1	G	302	ALA	4.0
1	A	304	ILE	4.0
1	D	576	PHE	4.0
1	D	310	LEU	3.9
1	E	565	SER	3.8
1	B	349	GLN	3.8
1	C	280	THR	3.7
1	G	300	SER	3.7
1	H	301	CYS	3.7
1	E	306	THR	3.5
1	H	282	ARG	3.5
1	F	611	GLY	3.4
1	D	566	VAL	3.4
1	D	323	ARG	3.4
1	A	611	GLY	3.4
1	D	561	GLU	3.3
1	H	308	VAL	3.2
1	D	346	GLU	3.2
1	D	567	GLU	3.2
1	H	303	ALA	3.2
1	C	610	ALA	3.2
1	E	562	THR	3.2
1	C	608	ALA	3.1
1	D	606	TYR	3.1

Continued on next page...

Continued from previous page...

Mol	Chain	Res	Type	RSRZ
1	E	563	PRO	3.1
1	E	280	THR	3.1
1	G	306	THR	3.1
1	G	305	GLY	3.0
1	F	300	SER	3.0
1	E	564	SER	3.0
1	G	613	THR	2.9
1	D	324	VAL	2.9
1	A	300	SER	2.9
1	E	310	LEU	2.8
1	H	345	GLN	2.8
1	D	564	SER	2.8
1	C	308	VAL	2.8
1	D	600	ARG	2.8
1	B	302	ALA	2.7
1	H	302	ALA	2.7
1	D	344	SER	2.7
1	F	343	ALA	2.7
1	G	301	CYS	2.7
1	F	302	ALA	2.7
1	B	301	CYS	2.7
1	D	345	GLN	2.7
1	D	424	VAL	2.7
1	D	533	ARG	2.7
1	D	298	PRO	2.6
1	D	333	MET	2.6
1	D	342	PHE	2.6
1	B	343	ALA	2.6
1	C	571	ILE	2.5
1	G	343	ALA	2.5
1	E	300	SER	2.5
1	B	337	LEU	2.5
1	B	303	ALA	2.5
1	E	566	VAL	2.5
1	C	304	ILE	2.5
1	F	612	VAL	2.5
1	E	309	ASP	2.5
1	D	568	LYS	2.5
1	D	557	THR	2.4
1	D	497	SER	2.4
1	A	343	ALA	2.4
1	D	565	SER	2.3

Continued on next page...

Continued from previous page...

Mol	Chain	Res	Type	RSRZ
1	D	563	PRO	2.3
1	F	609	LYS	2.3
1	A	282	ARG	2.3
1	C	307	ASP	2.3
1	F	345	GLN	2.3
1	D	528	GLY	2.3
1	G	307	ASP	2.3
1	D	605	LEU	2.2
1	E	323	ARG	2.2
1	H	343	ALA	2.2
1	C	573	PHE	2.2
1	A	345	GLN	2.2
1	D	328	LEU	2.2
1	D	554	LEU	2.2
1	G	337	LEU	2.2
1	H	565	SER	2.2
1	D	551	ARG	2.2
1	G	482	MET	2.2
1	H	333	MET	2.2
1	E	606	TYR	2.2
1	E	568	LYS	2.2
1	D	571	ILE	2.1
1	G	605	LEU	2.1
1	F	610	ALA	2.1
1	D	337	LEU	2.1
1	D	353	PHE	2.1
1	B	462	ASP	2.1
1	D	326	SER	2.1
1	F	282	ARG	2.1
1	C	306	THR	2.1
1	E	610	ALA	2.0
1	E	560	PHE	2.0
1	E	597	HIS	2.0
1	G	342	PHE	2.0
1	D	602	LEU	2.0
1	D	425	GLN	2.0

6.2 Non-standard residues in protein, DNA, RNA chains

There are no non-standard protein/DNA/RNA residues in this entry.

6.3 Carbohydrates [i](#)

There are no monosaccharides in this entry.

6.4 Ligands [i](#)

In the following table, the Atoms column lists the number of modelled atoms in the group and the number defined in the chemical component dictionary. The B-factors column lists the minimum, median, 95th percentile and maximum values of B factors of atoms in the group. The column labelled 'Q< 0.9' lists the number of atoms with occupancy less than 0.9.

Mol	Type	Chain	Res	Atoms	RSCC	RSR	B-factors(Å ²)	Q<0.9
3	MG	D	702	1/1	0.94	0.15	31,31,31,31	0
3	MG	E	702	1/1	0.94	0.10	26,26,26,26	0
3	MG	G	702	1/1	0.96	0.15	18,18,18,18	0
3	MG	B	702	1/1	0.97	0.16	21,21,21,21	0
3	MG	H	702	1/1	0.97	0.18	25,25,25,25	0
3	MG	F	702	1/1	0.98	0.20	19,19,19,19	0
3	MG	A	702	1/1	0.98	0.20	18,18,18,18	0
2	ZN	D	701	1/1	0.98	0.08	34,34,34,34	0
2	ZN	B	701	1/1	0.99	0.07	21,21,21,21	0
2	ZN	E	701	1/1	0.99	0.06	25,25,25,25	0
3	MG	C	702	1/1	0.99	0.16	15,15,15,15	0
2	ZN	G	701	1/1	0.99	0.09	22,22,22,22	0
2	ZN	C	701	1/1	1.00	0.08	19,19,19,19	0
2	ZN	F	701	1/1	1.00	0.10	20,20,20,20	0
2	ZN	A	701	1/1	1.00	0.10	18,18,18,18	0
2	ZN	H	701	1/1	1.00	0.07	25,25,25,25	0

6.5 Other polymers [i](#)

There are no such residues in this entry.