



Full wwPDB EM Validation Report ⓘ

Nov 20, 2022 – 03:15 pm GMT

PDB ID : 2W4G
EMDB ID : EMD-1584
Title : ISOMETRICALLY CONTRACTING INSECT ASYNCHRONOUS FLIGHT
MUSCLE QUICK FROZEN AFTER A QUICK STRETCH STEP
Authors : Wu, S.; Liu, J.; Reedy, M.C.; Tregear, R.T.; Winkler, H.; Franzini-Armstrong,
C.; Sasaki, H.; Lucaveche, C.; Goldman, Y.E.; Reedy, M.K.; Taylor, K.A.
Deposited on : 2008-11-25
Resolution : 35.00 Å(reported)

This is a Full wwPDB EM Validation Report for a publicly released PDB entry.

We welcome your comments at validation@mail.wwpdb.org

A user guide is available at

<https://www.wwpdb.org/validation/2017/EMValidationReportHelp>

with specific help available everywhere you see the ⓘ symbol.

The types of validation reports are described at

<http://www.wwpdb.org/validation/2017/FAQs#types>.

The following versions of software and data (see [references ⓘ](#)) were used in the production of this report:

EMDB validation analysis : 0.0.1.dev43
MolProbity : 4.02b-467
Percentile statistics : 20191225.v01 (using entries in the PDB archive December 25th 2019)
MapQ : **FAILED**
Ideal geometry (proteins) : Engh & Huber (2001)
Ideal geometry (DNA, RNA) : Parkinson et al. (1996)
Validation Pipeline (wwPDB-VP) : 2.31.2

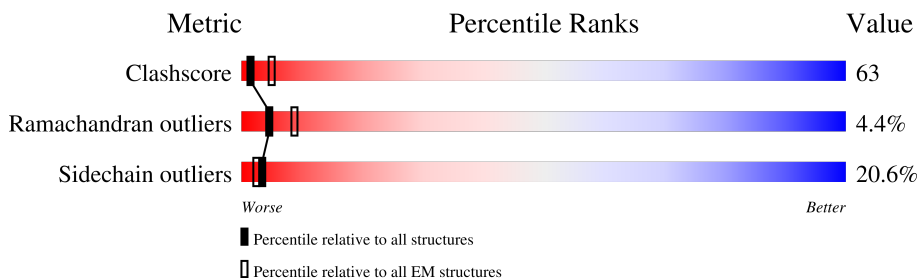
1 Overall quality at a glance i

The following experimental techniques were used to determine the structure:

ELECTRON MICROSCOPY

The reported resolution of this entry is 35.00 Å.

Percentile scores (ranging between 0-100) for global validation metrics of the entry are shown in the following graphic. The table shows the number of entries on which the scores are based.



Metric	Whole archive (#Entries)	EM structures (#Entries)
Clashscore	158937	4297
Ramachandran outliers	154571	4023
Sidechain outliers	154315	3826

The table below summarises the geometric issues observed across the polymeric chains and their fit to the map. The red, orange, yellow and green segments of the bar indicate the fraction of residues that contain outliers for ≥ 3 , 2, 1 and 0 types of geometric quality criteria respectively. A grey segment represents the fraction of residues that are not modelled. The numeric value for each fraction is indicated below the corresponding segment, with a dot representing fractions $\leq 5\%$.

Mol	Chain	Length	Quality of chain
1	1-B	150	49% 35% 13% .
1	10-B	150	49% 35% 14% .
1	11-B	150	47% 37% 13% .
1	12-B	150	48% 37% 13% .
1	13-B	150	48% 37% 13% .
1	14-B	150	49% 36% 13% .
1	15-B	150	49% 36% 13% .
1	16-B	150	49% 35% 13% .
1	17-B	150	50% 35% 13% .

Continued on next page...

Continued from previous page...

Mol	Chain	Length	Quality of chain		
1	18-B	150	49%	36%	13%
1	19-B	150	50%	35%	13%
1	2-B	150	48%	37%	13%
1	20-B	150	49%	35%	14%
1	3-B	150	47%	37%	14%
1	4-B	150	49%	35%	14%
1	5-B	150	49%	36%	13%
1	6-B	150	49%	35%	13%
1	7-B	150	49%	35%	13%
1	8-B	150	50%	35%	13%
1	9-B	150	48%	37%	13%
2	1-C	145	43%	47%	9%
2	10-C	145	52%	39%	8%
2	11-C	145	46%	44%	8%
2	12-C	145	47%	43%	8%
2	13-C	145	43%	46%	9%
2	14-C	145	46%	43%	9%
2	15-C	145	52%	39%	8%
2	16-C	145	52%	38%	8%
2	17-C	145	52%	39%	8%
2	18-C	145	44%	46%	9%
2	19-C	145	52%	39%	8%
2	2-C	145	47%	43%	8%
2	20-C	145	49%	41%	8%
2	3-C	145	51%	39%	8%

Continued on next page...

Continued from previous page...

Mol	Chain	Length	Quality of chain			
2	4-C	145	52%	38%	8%	.
2	5-C	145	39%	51%	9%	.
2	6-C	145	52%	38%	8%	.
2	7-C	145	49%	41%	8%	.
2	8-C	145	52%	38%	8%	.
2	9-C	145	52%	39%	8%	.
3	1-M	840	26%	47%	19%	.
3	10-M	840	27%	47%	19%	.
3	11-M	840	28%	45%	20%	.
3	12-M	840	27%	46%	20%	.
3	13-M	840	28%	46%	19%	.
3	14-M	840	26%	46%	20%	.
3	15-M	840	27%	47%	19%	.
3	16-M	840	27%	46%	19%	.
3	17-M	840	28%	46%	19%	.
3	18-M	840	28%	46%	19%	.
3	19-M	840	27%	47%	19%	.
3	2-M	840	27%	47%	19%	.
3	20-M	840	28%	46%	19%	.
3	3-M	840	27%	47%	19%	.
3	4-M	840	26%	47%	19%	.
3	5-M	840	24%	48%	21%	.
3	6-M	840	26%	47%	20%	.
3	7-M	840	27%	47%	19%	.
3	8-M	840	28%	45%	19%	.

Continued on next page...

Continued from previous page...

Mol	Chain	Length	Quality of chain
3	9-M	840	 27% 46% 19%

2 Entry composition [i](#)

There are 3 unique types of molecules in this entry. The entry contains 175160 atoms, of which 0 are hydrogens and 0 are deuteriums.

In the tables below, the AltConf column contains the number of residues with at least one atom in alternate conformation and the Trace column contains the number of residues modelled with at most 2 atoms.

- Molecule 1 is a protein called MYOSIN REGULATORY LIGHT CHAIN 2, SKELETAL MUSCLE ISOFORM.

Mol	Chain	Residues	Atoms					AltConf	Trace
			Total	C	N	O	S		
1	1-B	150	1177	748	187	234	8	0	0
1	2-B	150	1177	748	187	234	8	0	0
1	3-B	150	1177	748	187	234	8	0	0
1	4-B	150	1177	748	187	234	8	0	0
1	5-B	150	1177	748	187	234	8	0	0
1	6-B	150	1177	748	187	234	8	0	0
1	7-B	150	1177	748	187	234	8	0	0
1	8-B	150	1177	748	187	234	8	0	0
1	9-B	150	1177	748	187	234	8	0	0
1	10-B	150	1177	748	187	234	8	0	0
1	11-B	150	1177	748	187	234	8	0	0
1	12-B	150	1177	748	187	234	8	0	0
1	13-B	150	1177	748	187	234	8	0	0
1	14-B	150	1177	748	187	234	8	0	0
1	15-B	150	1177	748	187	234	8	0	0
1	16-B	150	1177	748	187	234	8	0	0

Continued on next page...

Continued from previous page...

Mol	Chain	Residues	Atoms					AltConf	Trace
1	17-B	150	Total	C	N	O	S	0	0
			1177	748	187	234	8		
1	18-B	150	Total	C	N	O	S	0	0
			1177	748	187	234	8		
1	19-B	150	Total	C	N	O	S	0	0
			1177	748	187	234	8		
1	20-B	150	Total	C	N	O	S	0	0
			1177	748	187	234	8		

There is a discrepancy between the modelled and reference sequences:

Chain	Residue	Modelled	Actual	Comment	Reference
B	26	ASP	GLU	conflict	UNP P02609

- Molecule 2 is a protein called MYOSIN LIGHT CHAIN 3, SKELETAL MUSCLE ISOFORM.

Mol	Chain	Residues	Atoms					AltConf	Trace
2	1-C	145	Total	C	N	O	S	0	0
			1126	701	188	230	7		
2	2-C	145	Total	C	N	O	S	0	0
			1126	701	188	230	7		
2	3-C	145	Total	C	N	O	S	0	0
			1126	701	188	230	7		
2	4-C	145	Total	C	N	O	S	0	0
			1126	701	188	230	7		
2	5-C	145	Total	C	N	O	S	0	0
			1126	701	188	230	7		
2	6-C	145	Total	C	N	O	S	0	0
			1126	701	188	230	7		
2	7-C	145	Total	C	N	O	S	0	0
			1126	701	188	230	7		
2	8-C	145	Total	C	N	O	S	0	0
			1126	701	188	230	7		
2	9-C	145	Total	C	N	O	S	0	0
			1126	701	188	230	7		
2	10-C	145	Total	C	N	O	S	0	0
			1126	701	188	230	7		
2	11-C	145	Total	C	N	O	S	0	0
			1126	701	188	230	7		
2	12-C	145	Total	C	N	O	S	0	0
			1126	701	188	230	7		
2	13-C	145	Total	C	N	O	S	0	0
			1126	701	188	230	7		

Continued on next page...

Continued from previous page...

Mol	Chain	Residues	Atoms					AltConf	Trace
2	14-C	145	Total	C	N	O	S	0	0
			1126	701	188	230	7		
2	15-C	145	Total	C	N	O	S	0	0
			1126	701	188	230	7		
2	16-C	145	Total	C	N	O	S	0	0
			1126	701	188	230	7		
2	17-C	145	Total	C	N	O	S	0	0
			1126	701	188	230	7		
2	18-C	145	Total	C	N	O	S	0	0
			1126	701	188	230	7		
2	19-C	145	Total	C	N	O	S	0	0
			1126	701	188	230	7		
2	20-C	145	Total	C	N	O	S	0	0
			1126	701	188	230	7		

- Molecule 3 is a protein called MYOSIN HEAVY CHAIN, SKELETAL MUSCLE, ADULT.

Mol	Chain	Residues	Atoms					AltConf	Trace
3	1-M	804	Total	C	N	O	S	0	0
			6455	4140	1089	1190	36		
3	2-M	804	Total	C	N	O	S	0	0
			6455	4140	1089	1190	36		
3	3-M	804	Total	C	N	O	S	0	0
			6455	4140	1089	1190	36		
3	4-M	804	Total	C	N	O	S	0	0
			6455	4140	1089	1190	36		
3	5-M	804	Total	C	N	O	S	0	0
			6455	4140	1089	1190	36		
3	6-M	804	Total	C	N	O	S	0	0
			6455	4140	1089	1190	36		
3	7-M	804	Total	C	N	O	S	0	0
			6455	4140	1089	1190	36		
3	8-M	804	Total	C	N	O	S	0	0
			6455	4140	1089	1190	36		
3	9-M	804	Total	C	N	O	S	0	0
			6455	4140	1089	1190	36		
3	10-M	804	Total	C	N	O	S	0	0
			6455	4140	1089	1190	36		
3	11-M	804	Total	C	N	O	S	0	0
			6455	4140	1089	1190	36		
3	12-M	804	Total	C	N	O	S	0	0
			6455	4140	1089	1190	36		

Continued on next page...

Continued from previous page...

Mol	Chain	Residues	Atoms					AltConf	Trace
			Total	C	N	O	S		
3	13-M	804	Total 6455	C 4140	N 1089	O 1190	S 36	0	0
3	14-M	804	Total 6455	C 4140	N 1089	O 1190	S 36	0	0
3	15-M	804	Total 6455	C 4140	N 1089	O 1190	S 36	0	0
3	16-M	804	Total 6455	C 4140	N 1089	O 1190	S 36	0	0
3	17-M	804	Total 6455	C 4140	N 1089	O 1190	S 36	0	0
3	18-M	804	Total 6455	C 4140	N 1089	O 1190	S 36	0	0
3	19-M	804	Total 6455	C 4140	N 1089	O 1190	S 36	0	0
3	20-M	804	Total 6455	C 4140	N 1089	O 1190	S 36	0	0

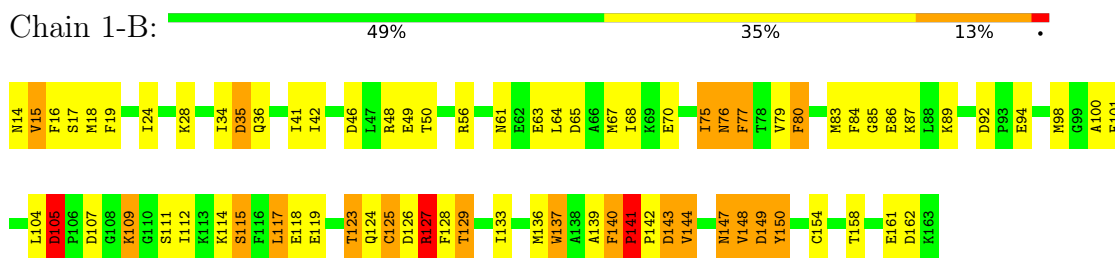
There is a discrepancy between the modelled and reference sequences:

Chain	Residue	Modelled	Actual	Comment	Reference
M	138	LYS	GLU	conflict	UNP P02609

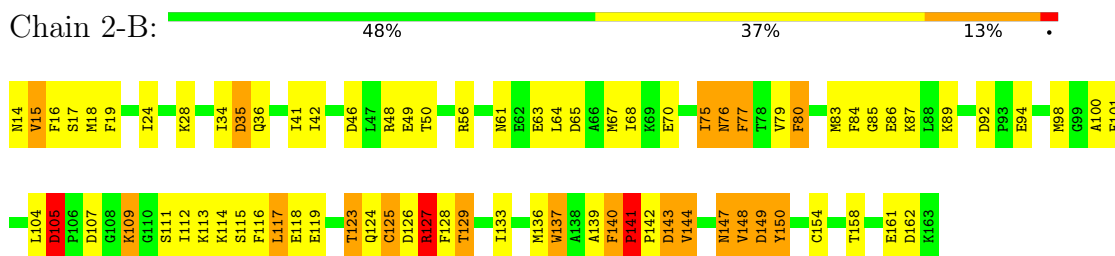
3 Residue-property plots [i](#)

These plots are drawn for all protein, RNA, DNA and oligosaccharide chains in the entry. The first graphic for a chain summarises the proportions of the various outlier classes displayed in the second graphic. The second graphic shows the sequence view annotated by issues in geometry. Residues are color-coded according to the number of geometric quality criteria for which they contain at least one outlier: green = 0, yellow = 1, orange = 2 and red = 3 or more. Stretches of 2 or more consecutive residues without any outlier are shown as a green connector. Residues present in the sample, but not in the model, are shown in grey.

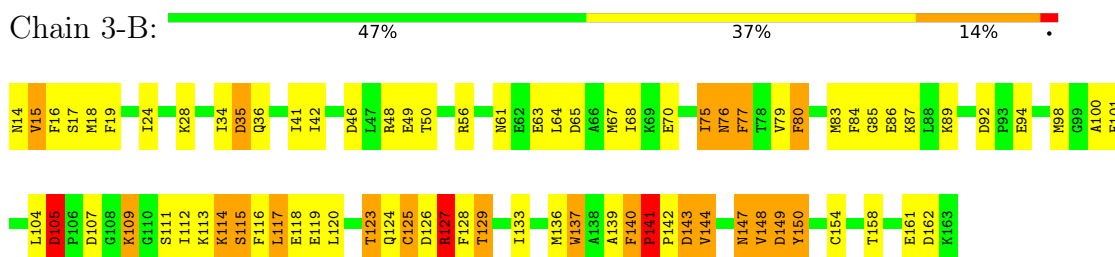
- Molecule 1: MYOSIN REGULATORY LIGHT CHAIN 2, SKELETAL MUSCLE ISOFORM



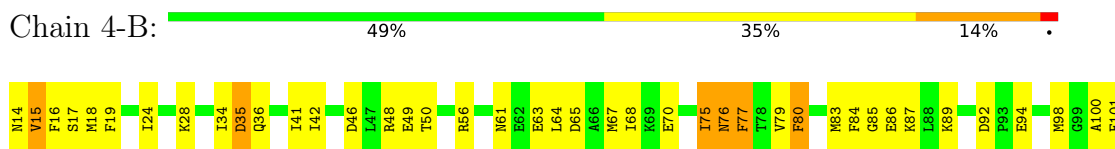
- Molecule 1: MYOSIN REGULATORY LIGHT CHAIN 2, SKELETAL MUSCLE ISOFORM



- Molecule 1: MYOSIN REGULATORY LIGHT CHAIN 2, SKELETAL MUSCLE ISOFORM



- Molecule 1: MYOSIN REGULATORY LIGHT CHAIN 2, SKELETAL MUSCLE ISOFORM






- Molecule 1: MYOSIN REGULATORY LIGHT CHAIN 2, SKELETAL MUSCLE ISOFORM



- Molecule 1: MYOSIN REGULATORY LIGHT CHAIN 2, SKELETAL MUSCLE ISOFORM



- Molecule 1: MYOSIN REGULATORY LIGHT CHAIN 2, SKELETAL MUSCLE ISOFORM



- Molecule 1: MYOSIN REGULATORY LIGHT CHAIN 2, SKELETAL MUSCLE ISOFORM



- Molecule 1: MYOSIN REGULATORY LIGHT CHAIN 2, SKELETAL MUSCLE ISOFORM





● Molecule 1: MYOSIN REGULATORY LIGHT CHAIN 2, SKELETAL MUSCLE ISOFORM



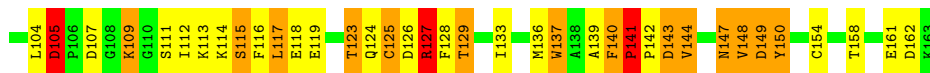
● Molecule 1: MYOSIN REGULATORY LIGHT CHAIN 2, SKELETAL MUSCLE ISOFORM



● Molecule 1: MYOSIN REGULATORY LIGHT CHAIN 2, SKELETAL MUSCLE ISOFORM



● Molecule 1: MYOSIN REGULATORY LIGHT CHAIN 2, SKELETAL MUSCLE ISOFORM



● Molecule 1: MYOSIN REGULATORY LIGHT CHAIN 2, SKELETAL MUSCLE ISOFORM





● Molecule 1: MYOSIN REGULATORY LIGHT CHAIN 2, SKELETAL MUSCLE ISOFORM



● Molecule 1: MYOSIN REGULATORY LIGHT CHAIN 2, SKELETAL MUSCLE ISOFORM



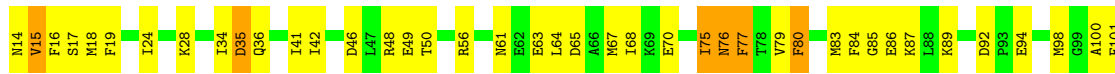
● Molecule 1: MYOSIN REGULATORY LIGHT CHAIN 2, SKELETAL MUSCLE ISOFORM

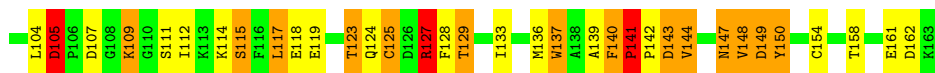


● Molecule 1: MYOSIN REGULATORY LIGHT CHAIN 2, SKELETAL MUSCLE ISOFORM



● Molecule 1: MYOSIN REGULATORY LIGHT CHAIN 2, SKELETAL MUSCLE ISOFORM

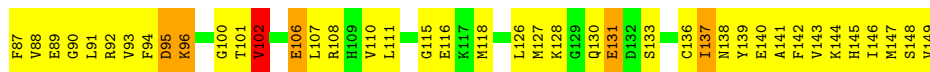
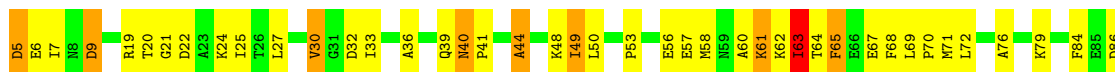




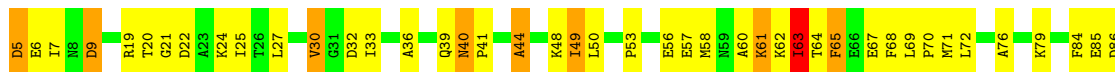
● Molecule 1: MYOSIN REGULATORY LIGHT CHAIN 2, SKELETAL MUSCLE ISOFORM



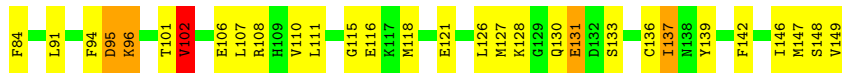
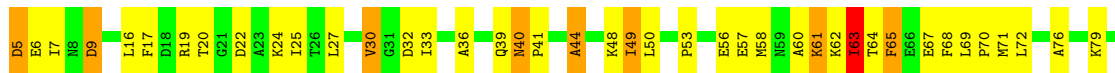
● Molecule 2: MYOSIN LIGHT CHAIN 3, SKELETAL MUSCLE ISOFORM



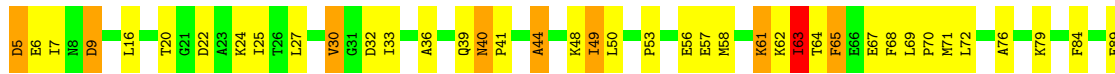
● Molecule 2: MYOSIN LIGHT CHAIN 3, SKELETAL MUSCLE ISOFORM



● Molecule 2: MYOSIN LIGHT CHAIN 3, SKELETAL MUSCLE ISOFORM

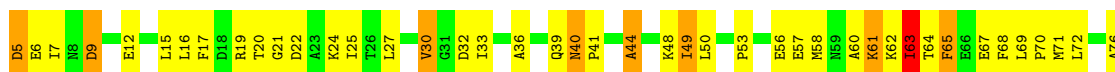


● Molecule 2: MYOSIN LIGHT CHAIN 3, SKELETAL MUSCLE ISOFORM

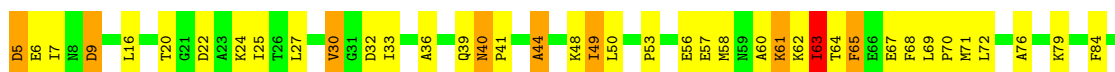




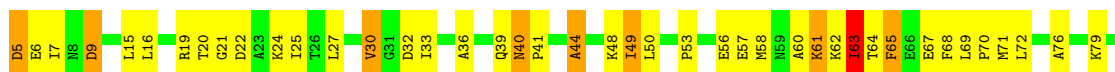
• Molecule 2: MYOSIN LIGHT CHAIN 3, SKELETAL MUSCLE ISOFORM



• Molecule 2: MYOSIN LIGHT CHAIN 3, SKELETAL MUSCLE ISOFORM



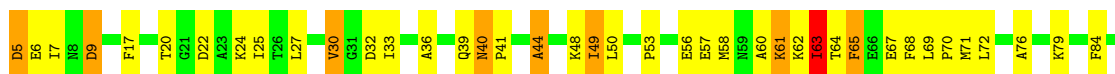
• Molecule 2: MYOSIN LIGHT CHAIN 3, SKELETAL MUSCLE ISOFORM

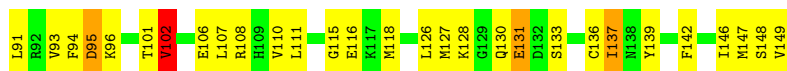


• Molecule 2: MYOSIN LIGHT CHAIN 3, SKELETAL MUSCLE ISOFORM

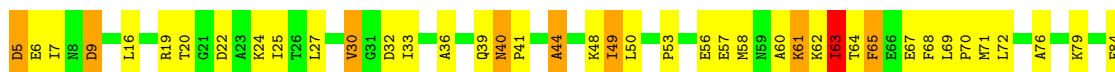


• Molecule 2: MYOSIN LIGHT CHAIN 3, SKELETAL MUSCLE ISOFORM

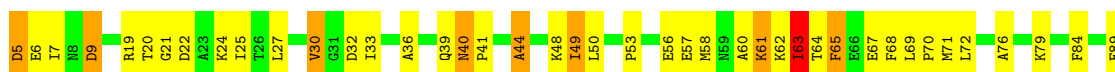




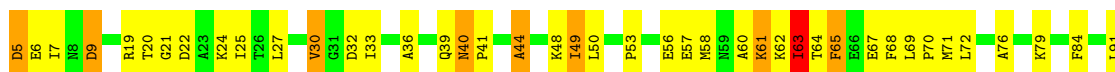
● Molecule 2: MYOSIN LIGHT CHAIN 3, SKELETAL MUSCLE ISOFORM



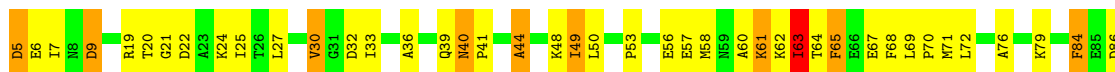
● Molecule 2: MYOSIN LIGHT CHAIN 3, SKELETAL MUSCLE ISOFORM



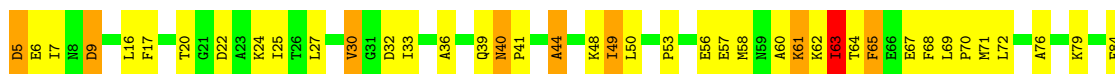
● Molecule 2: MYOSIN LIGHT CHAIN 3, SKELETAL MUSCLE ISOFORM




● Molecule 2: MYOSIN LIGHT CHAIN 3, SKELETAL MUSCLE ISOFORM

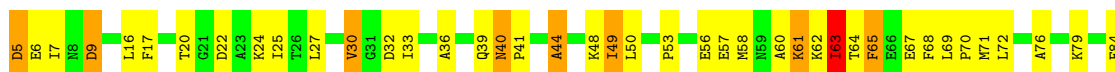


● Molecule 2: MYOSIN LIGHT CHAIN 3, SKELETAL MUSCLE ISOFORM

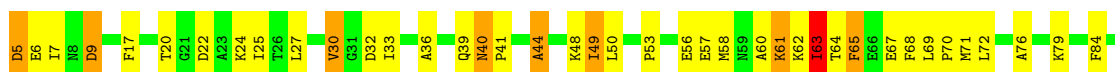




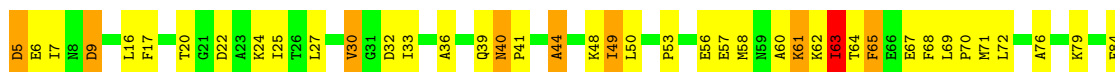
• Molecule 2: MYOSIN LIGHT CHAIN 3, SKELETAL MUSCLE ISOFORM



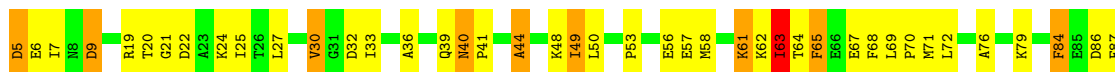
• Molecule 2: MYOSIN LIGHT CHAIN 3, SKELETAL MUSCLE ISOFORM



• Molecule 2: MYOSIN LIGHT CHAIN 3, SKELETAL MUSCLE ISOFORM

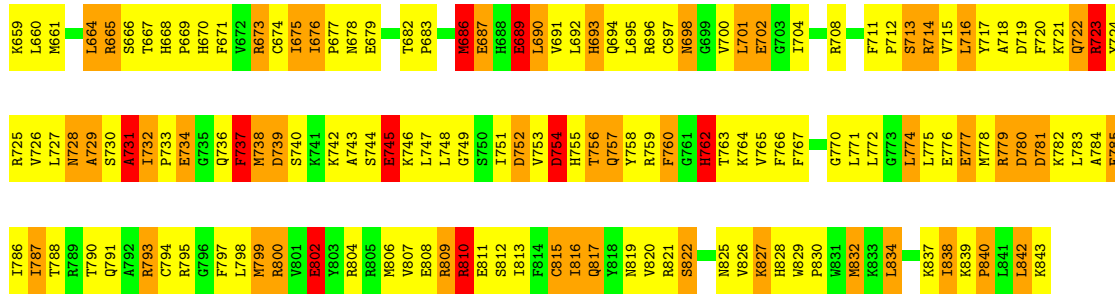


• Molecule 2: MYOSIN LIGHT CHAIN 3, SKELETAL MUSCLE ISOFORM

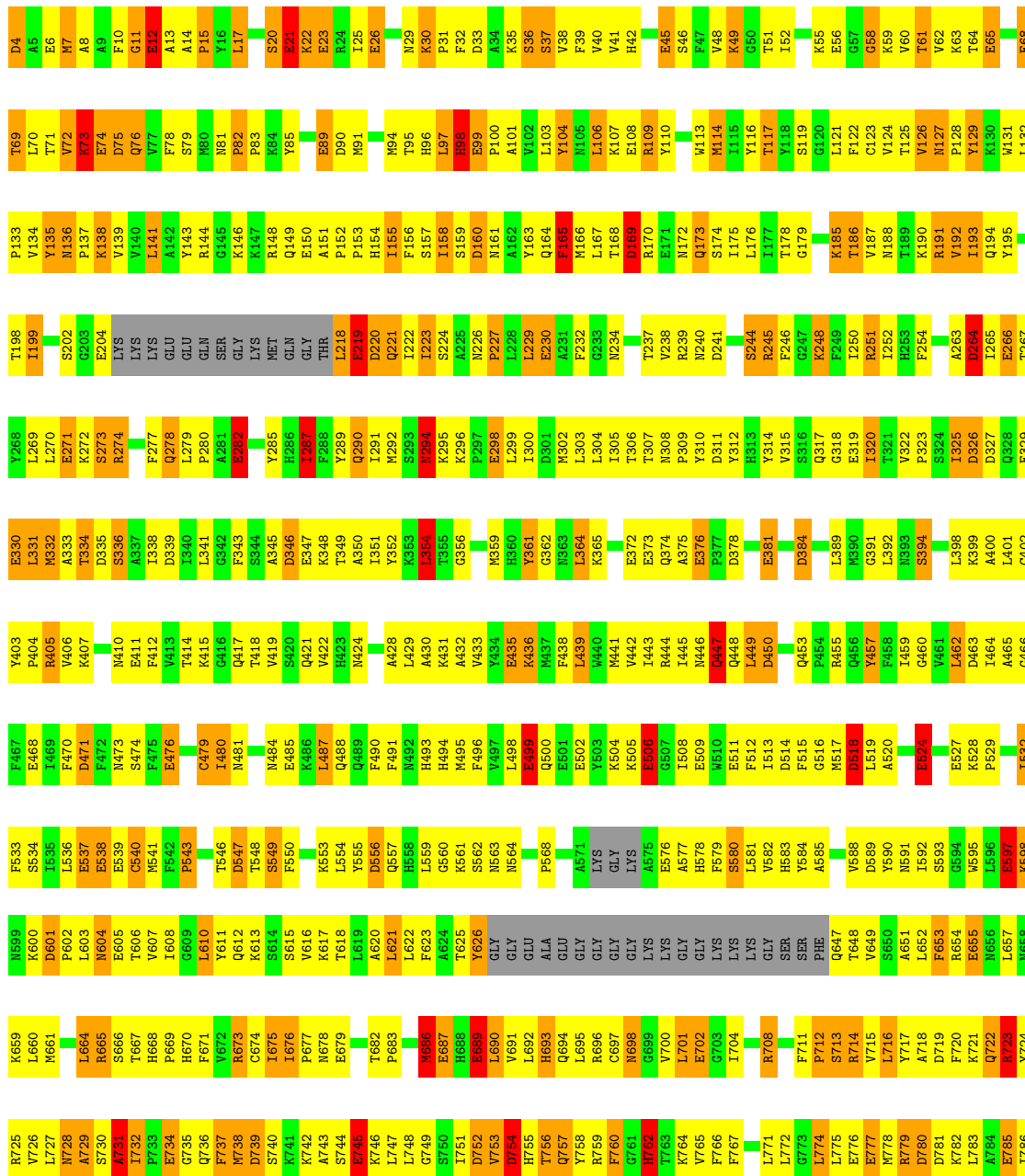


• Molecule 2: MYOSIN LIGHT CHAIN 3, SKELETAL MUSCLE ISOFORM




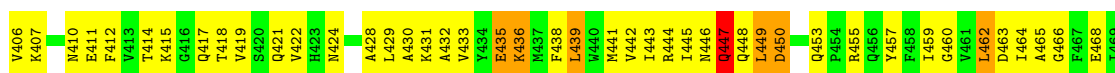
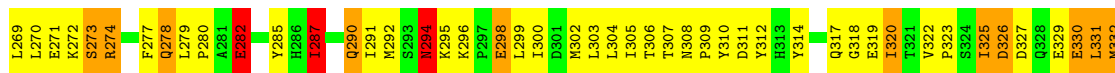
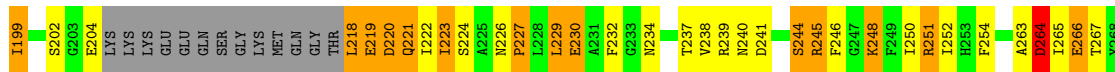
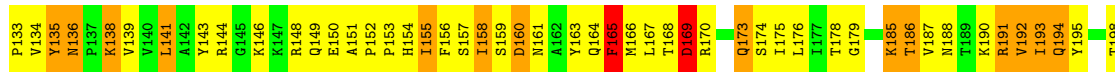
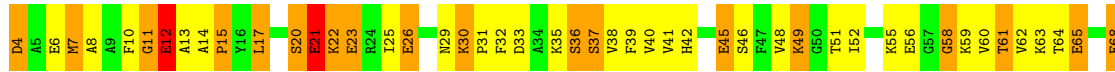


● Molecule 3: MYOSIN HEAVY CHAIN, SKELETAL MUSCLE, ADULT



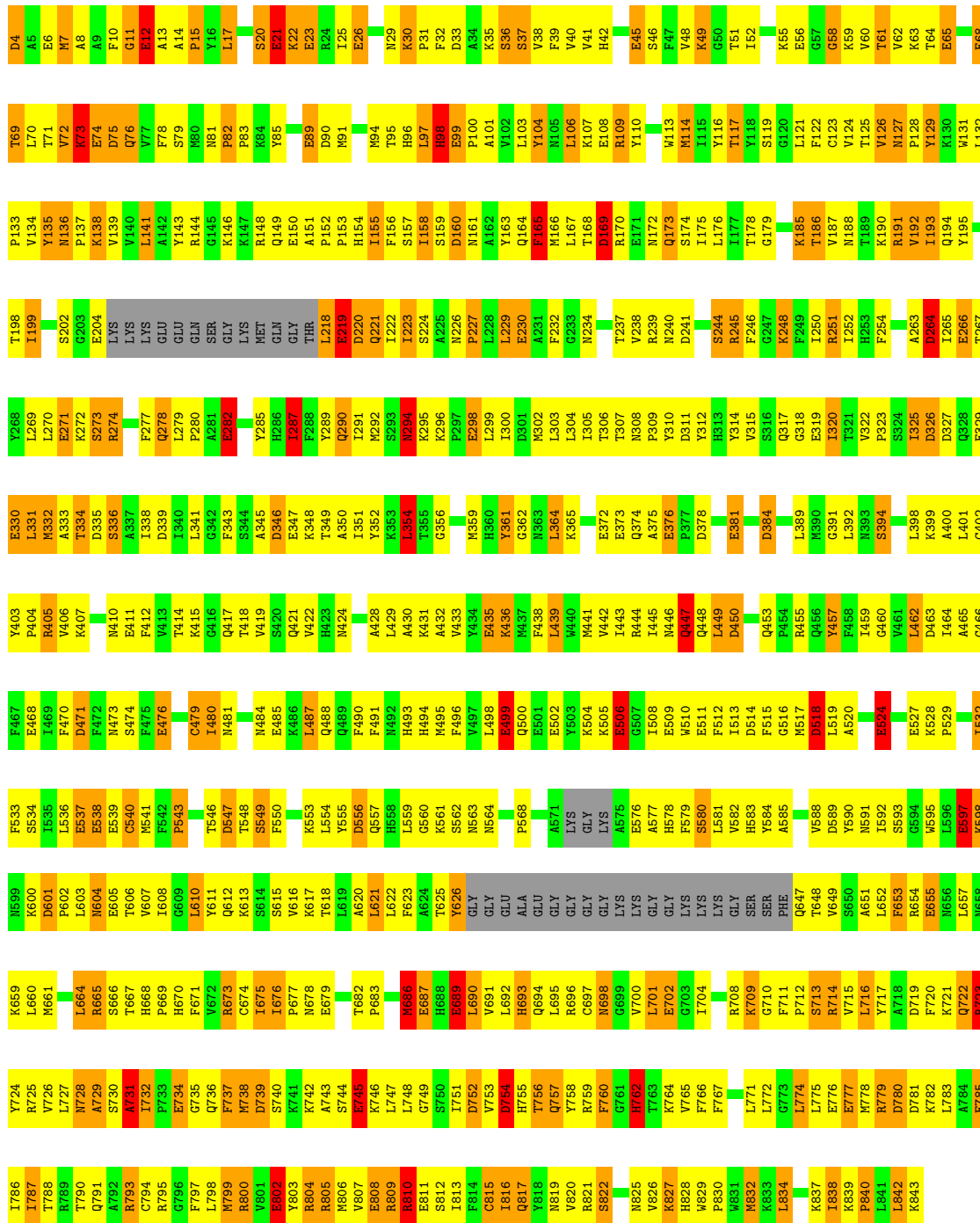


● Molecule 3: MYOSIN HEAVY CHAIN, SKELETAL MUSCLE, ADULT




● Molecule 3: MYOSIN HEAVY CHAIN, SKELETAL MUSCLE, ADULT

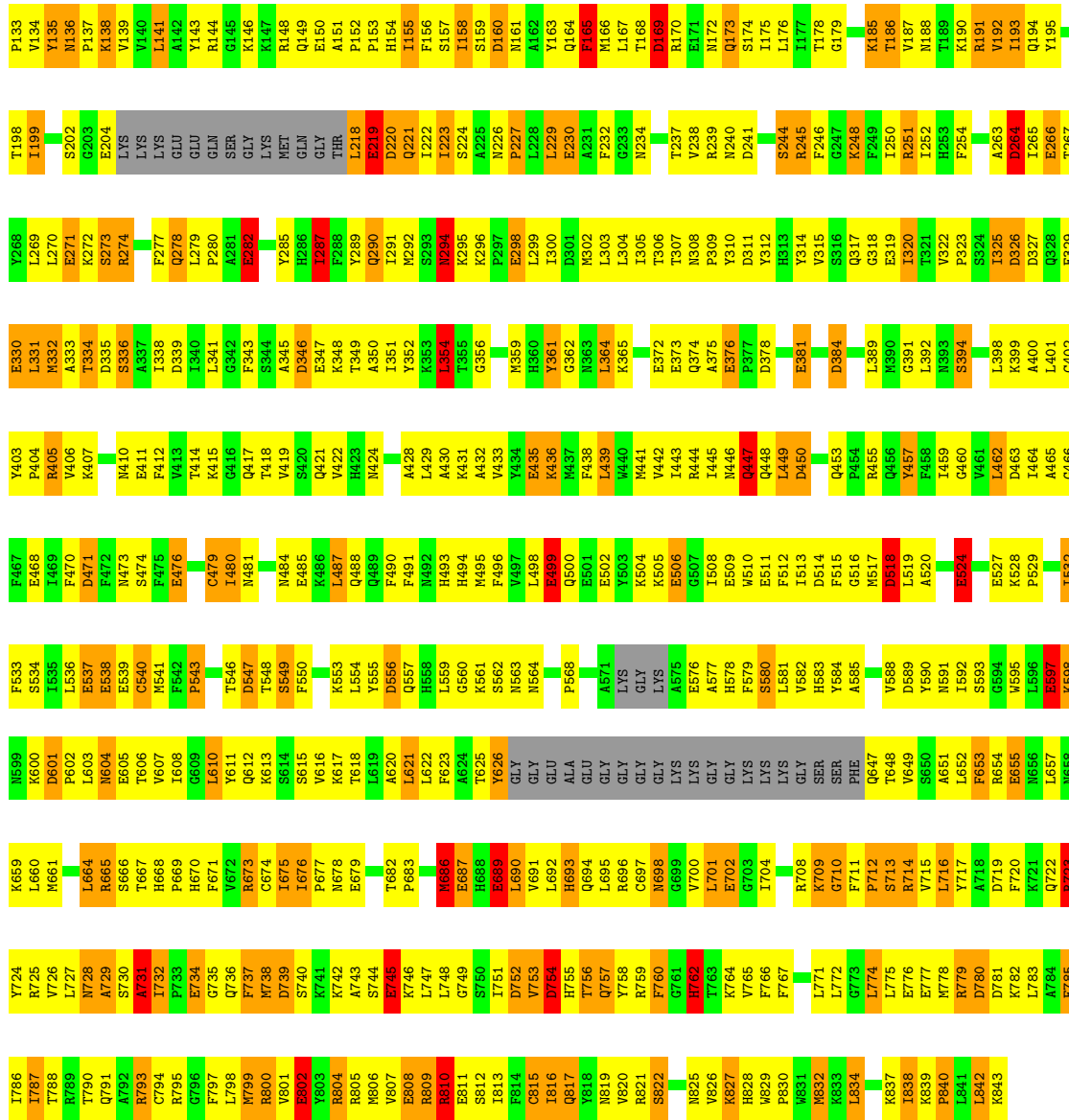
Chain 4-M: 26% 47% 19%



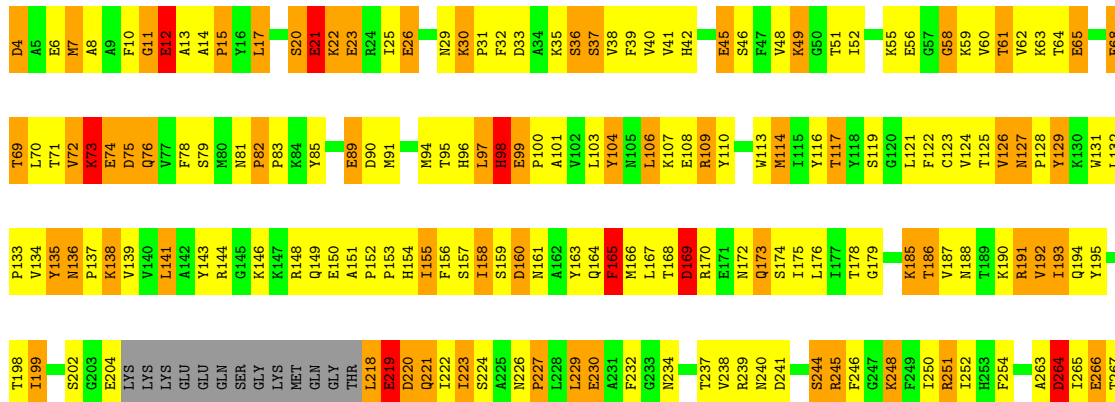
• Molecule 3: MYOSIN HEAVY CHAIN, SKELETAL MUSCLE, ADULT

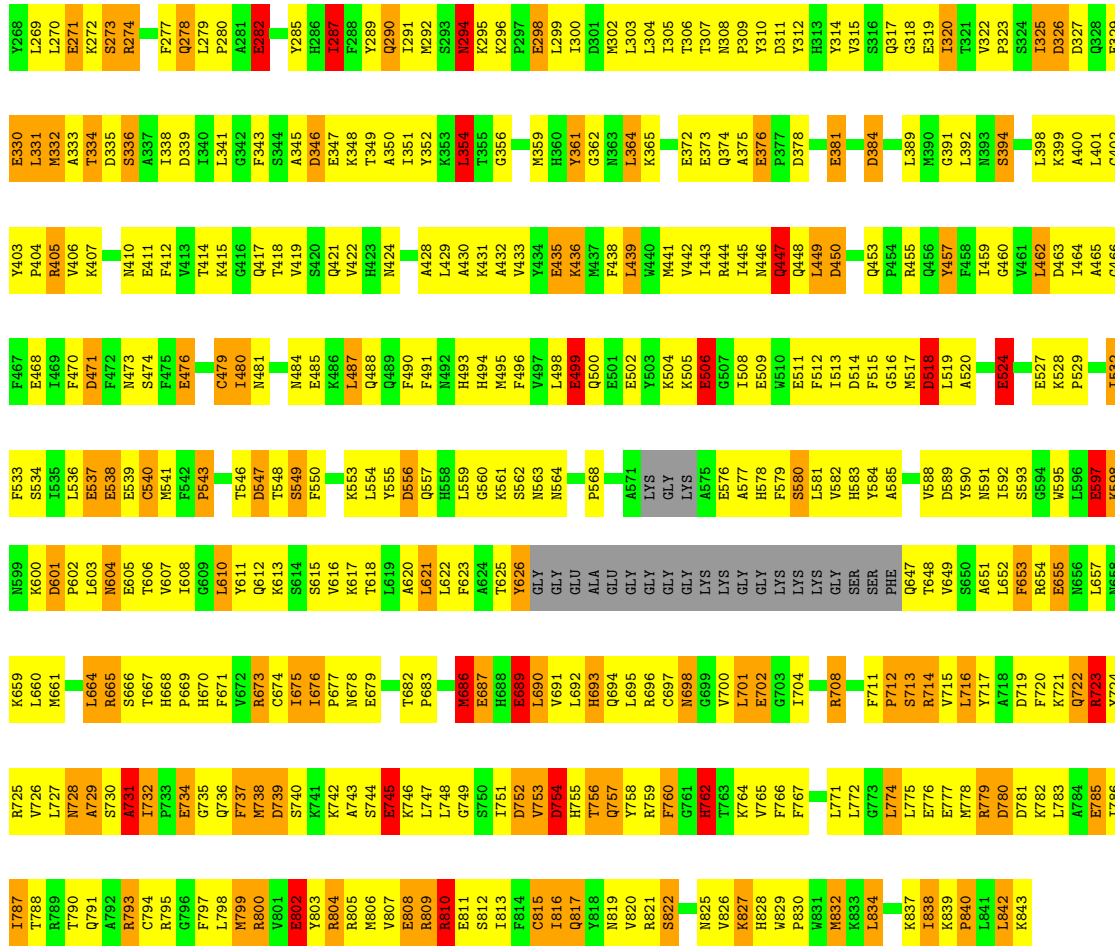
Chain 5-M: 24% 48% 21%



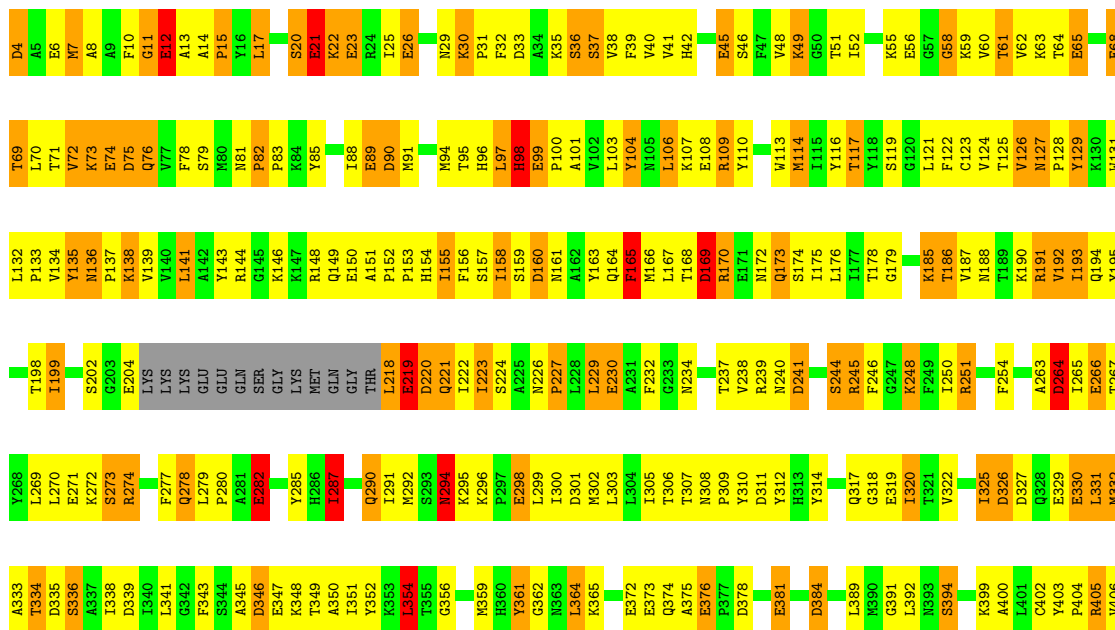
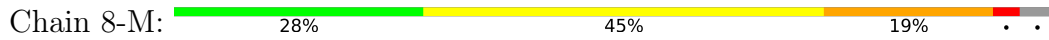


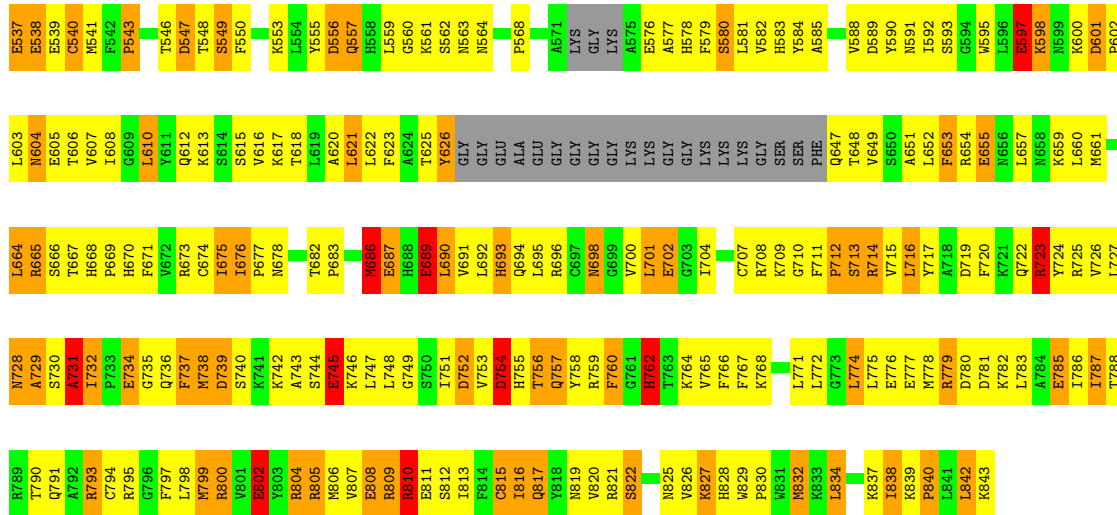
● Molecule 3: MYOSIN HEAVY CHAIN, SKELETAL MUSCLE, ADULT



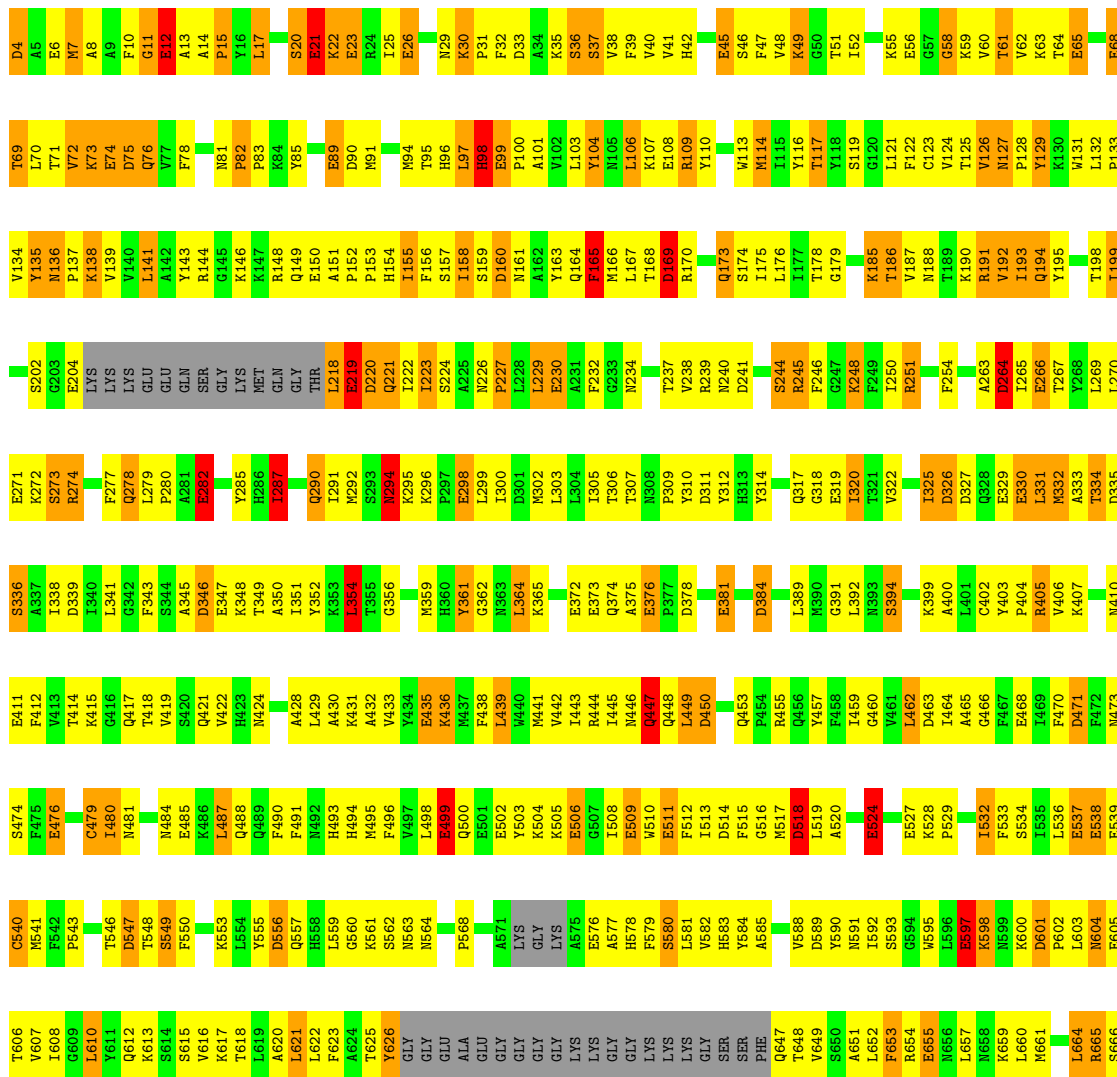
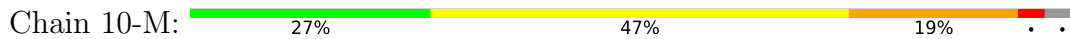


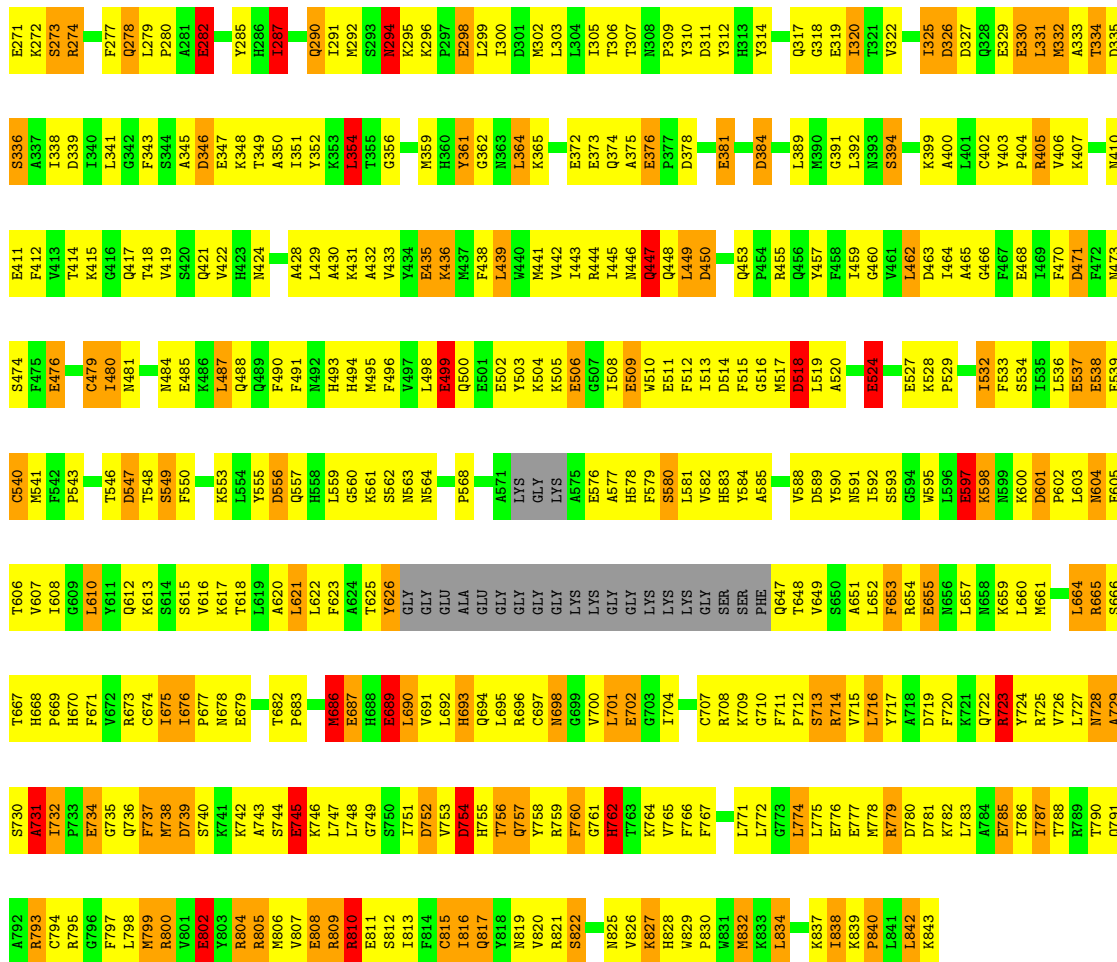
● Molecule 3: MYOSIN HEAVY CHAIN, SKELETAL MUSCLE, ADULT



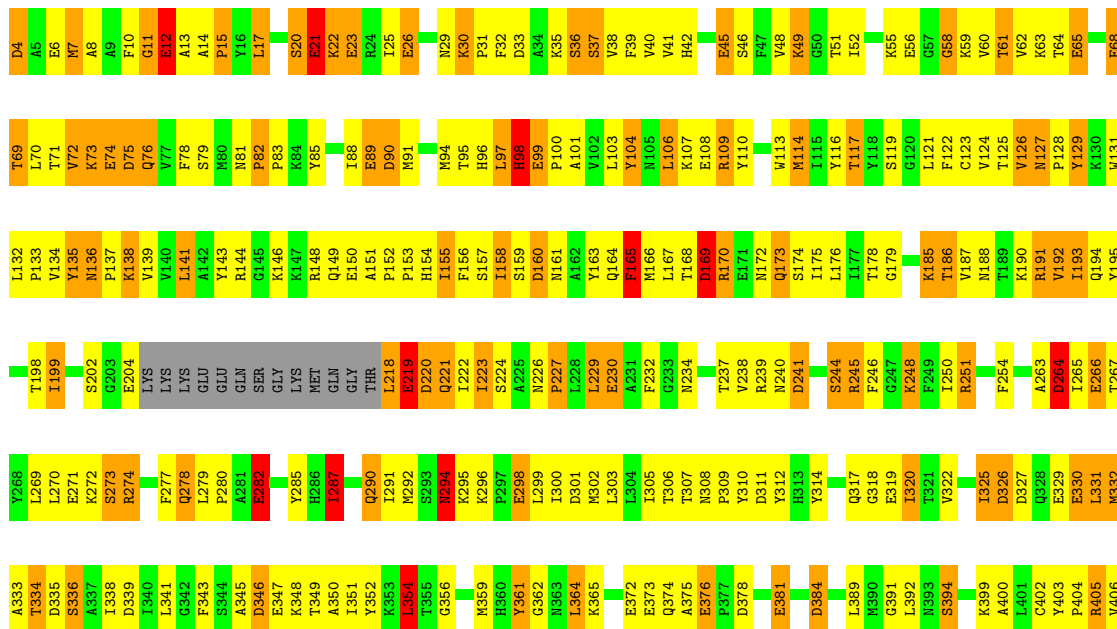
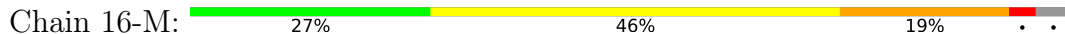


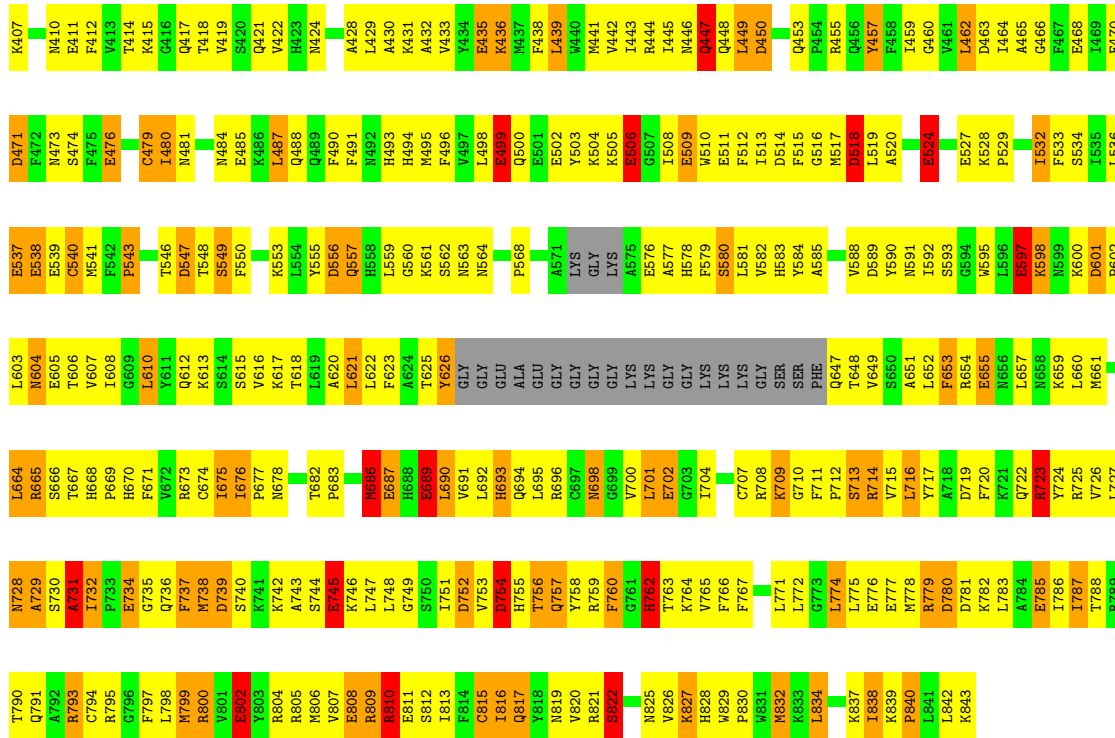
● Molecule 3: MYOSIN HEAVY CHAIN, SKELETAL MUSCLE, ADULT



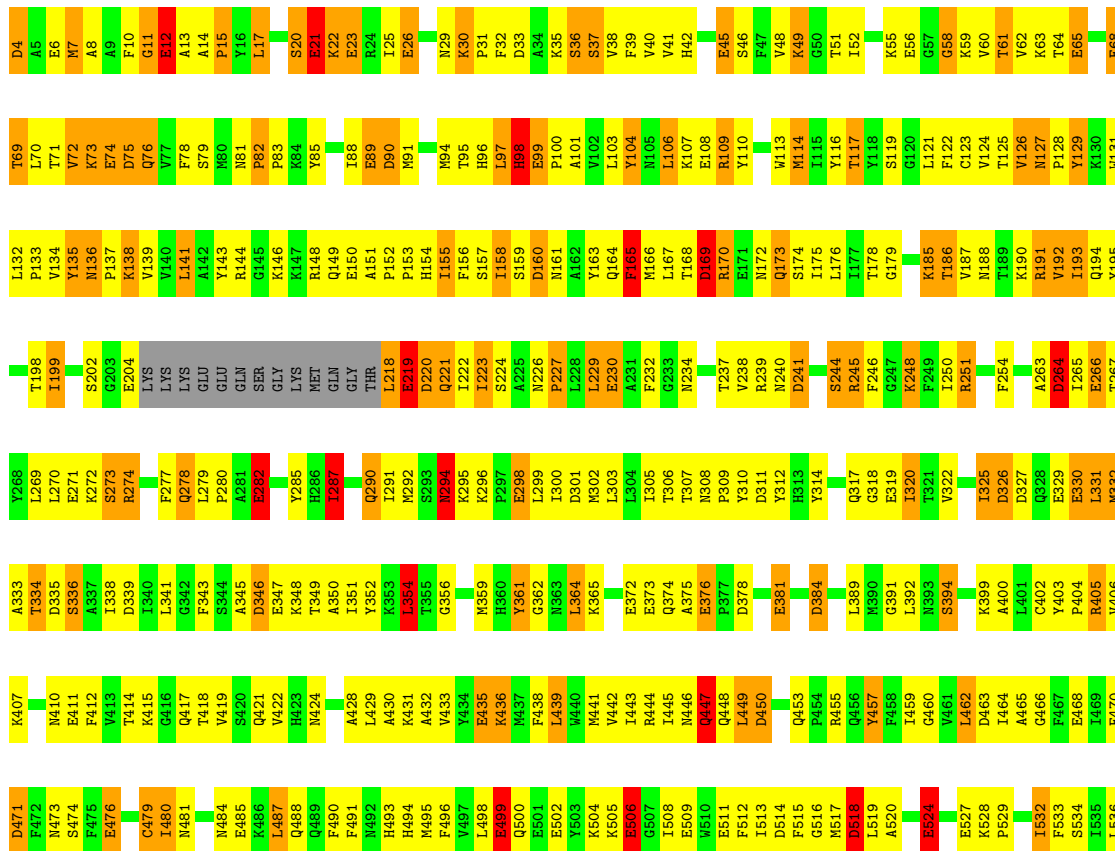
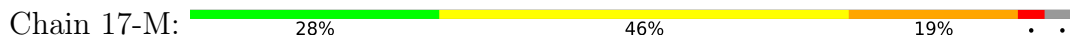


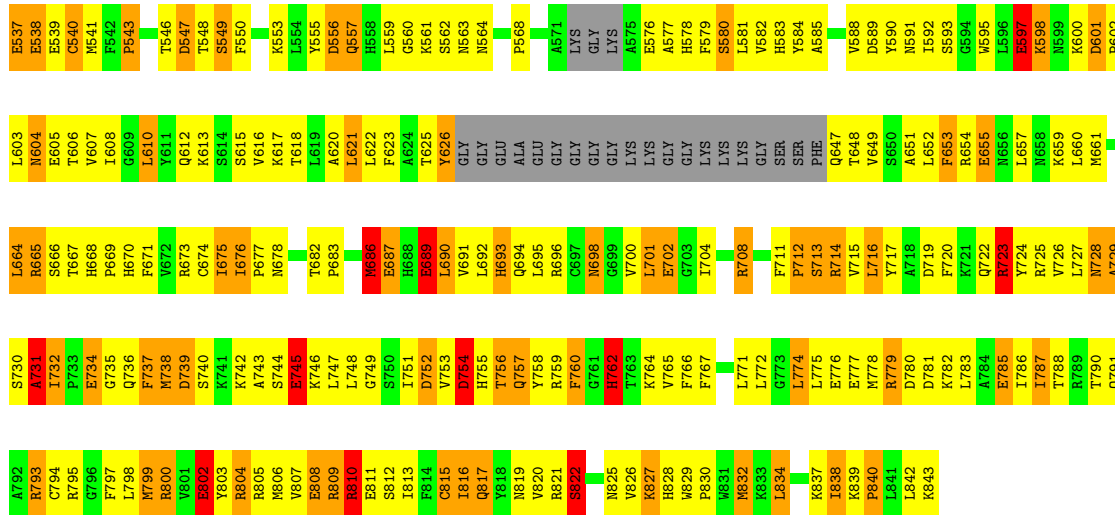
● Molecule 3: MYOSIN HEAVY CHAIN, SKELETAL MUSCLE, ADULT



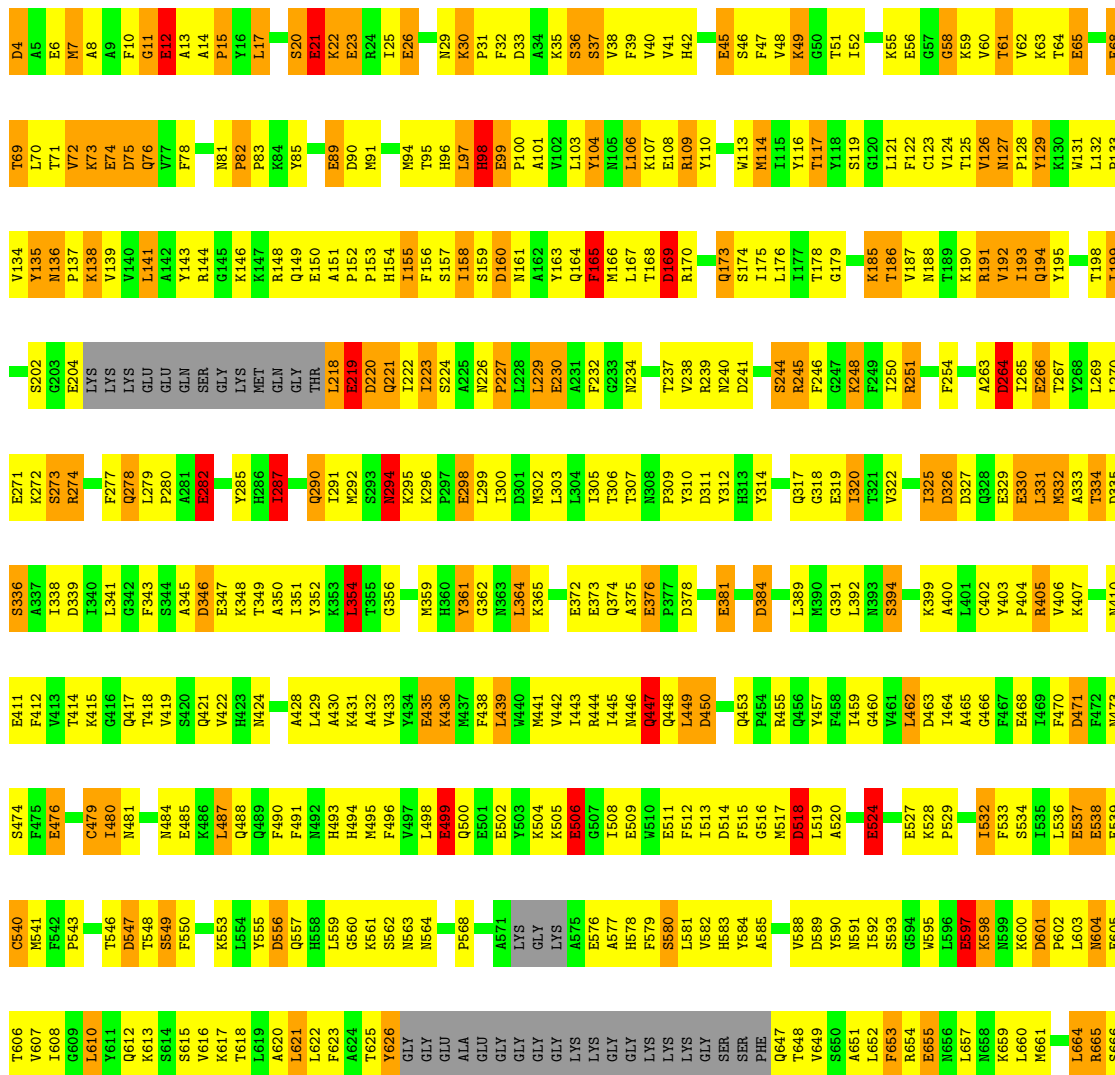
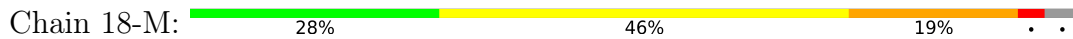


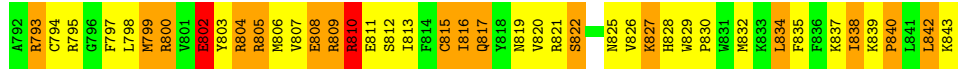
● Molecule 3: MYOSIN HEAVY CHAIN, SKELETAL MUSCLE, ADULT



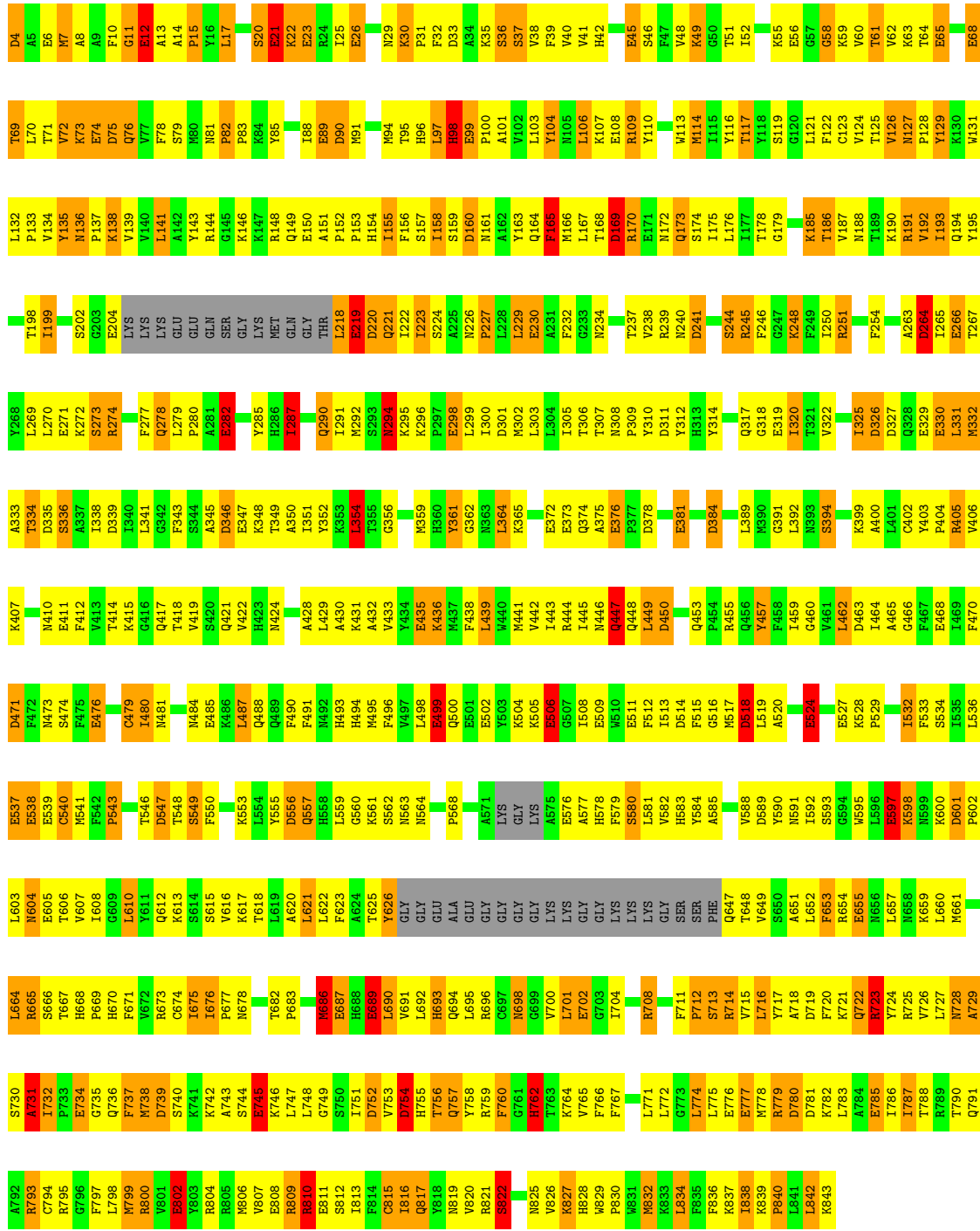


● Molecule 3: MYOSIN HEAVY CHAIN, SKELETAL MUSCLE, ADULT





● Molecule 3: MYOSIN HEAVY CHAIN, SKELETAL MUSCLE, ADULT



4 Experimental information

Property	Value	Source
EM reconstruction method	HELICAL	Depositor
Imposed symmetry	HELICAL, twist=Not provided°, rise=Not provided Å, axial sym=Not provided	Depositor
Number of segments used	Not provided	
Resolution determination method	FSC 0.5 CUT-OFF	Depositor
CTF correction method	Not provided	
Microscope	FEI/PHILIPS CM300FEG/T	Depositor
Voltage (kV)	300	Depositor
Electron dose ($e^-/\text{Å}^2$)	Not provided	
Minimum defocus (nm)	Not provided	
Maximum defocus (nm)	Not provided	
Magnification	Not provided	
Image detector	TVIPS TEMCAM-F224 (2k x 2k)	Depositor

5 Model quality i

5.1 Standard geometry i

The Z score for a bond length (or angle) is the number of standard deviations the observed value is removed from the expected value. A bond length (or angle) with $|Z| > 5$ is considered an outlier worth inspection. RMSZ is the root-mean-square of all Z scores of the bond lengths (or angles).

Mol	Chain	Bond lengths		Bond angles	
		RMSZ	# Z >5	RMSZ	# Z >5
1	1-B	0.70	0/1199	1.67	18/1617 (1.1%)
1	2-B	0.70	0/1199	1.67	18/1617 (1.1%)
1	3-B	0.69	0/1199	1.67	18/1617 (1.1%)
1	4-B	0.70	0/1199	1.67	18/1617 (1.1%)
1	5-B	0.70	0/1199	1.67	18/1617 (1.1%)
1	6-B	0.70	0/1199	1.67	18/1617 (1.1%)
1	7-B	0.70	0/1199	1.67	18/1617 (1.1%)
1	8-B	0.70	0/1199	1.67	18/1617 (1.1%)
1	9-B	0.70	0/1199	1.67	18/1617 (1.1%)
1	10-B	0.70	0/1199	1.67	18/1617 (1.1%)
1	11-B	0.70	0/1199	1.67	18/1617 (1.1%)
1	12-B	0.70	0/1199	1.67	18/1617 (1.1%)
1	13-B	0.70	0/1199	1.67	18/1617 (1.1%)
1	14-B	0.69	0/1199	1.67	18/1617 (1.1%)
1	15-B	0.70	0/1199	1.67	17/1617 (1.1%)
1	16-B	0.70	0/1199	1.67	18/1617 (1.1%)
1	17-B	0.69	0/1199	1.67	18/1617 (1.1%)
1	18-B	0.70	0/1199	1.67	18/1617 (1.1%)
1	19-B	0.70	0/1199	1.67	18/1617 (1.1%)
1	20-B	0.70	0/1199	1.67	18/1617 (1.1%)
2	1-C	0.74	1/1140 (0.1%)	1.58	9/1530 (0.6%)
2	2-C	0.74	1/1140 (0.1%)	1.58	9/1530 (0.6%)
2	3-C	0.74	1/1140 (0.1%)	1.59	9/1530 (0.6%)
2	4-C	0.74	1/1140 (0.1%)	1.59	9/1530 (0.6%)
2	5-C	0.74	1/1140 (0.1%)	1.58	9/1530 (0.6%)
2	6-C	0.74	1/1140 (0.1%)	1.59	9/1530 (0.6%)
2	7-C	0.74	1/1140 (0.1%)	1.59	9/1530 (0.6%)
2	8-C	0.74	1/1140 (0.1%)	1.59	9/1530 (0.6%)
2	9-C	0.74	1/1140 (0.1%)	1.59	9/1530 (0.6%)
2	10-C	0.74	1/1140 (0.1%)	1.58	9/1530 (0.6%)
2	11-C	0.74	1/1140 (0.1%)	1.59	9/1530 (0.6%)
2	12-C	0.74	1/1140 (0.1%)	1.59	9/1530 (0.6%)
2	13-C	0.74	1/1140 (0.1%)	1.58	9/1530 (0.6%)
2	14-C	0.74	1/1140 (0.1%)	1.59	9/1530 (0.6%)

Mol	Chain	Bond lengths		Bond angles	
		RMSZ	# Z >5	RMSZ	# Z >5
2	15-C	0.74	1/1140 (0.1%)	1.59	9/1530 (0.6%)
2	16-C	0.74	1/1140 (0.1%)	1.58	9/1530 (0.6%)
2	17-C	0.74	1/1140 (0.1%)	1.59	9/1530 (0.6%)
2	18-C	0.74	1/1140 (0.1%)	1.59	9/1530 (0.6%)
2	19-C	0.74	1/1140 (0.1%)	1.58	9/1530 (0.6%)
2	20-C	0.74	1/1140 (0.1%)	1.59	9/1530 (0.6%)
3	1-M	1.28	60/6593 (0.9%)	1.54	95/8881 (1.1%)
3	2-M	1.28	60/6593 (0.9%)	1.54	95/8881 (1.1%)
3	3-M	1.28	60/6593 (0.9%)	1.56	98/8881 (1.1%)
3	4-M	1.32	63/6594 (1.0%)	1.54	97/8884 (1.1%)
3	5-M	1.30	61/6594 (0.9%)	1.57	98/8884 (1.1%)
3	6-M	1.31	61/6593 (0.9%)	1.54	96/8881 (1.1%)
3	7-M	1.29	62/6594 (0.9%)	1.54	98/8884 (1.1%)
3	8-M	1.29	58/6594 (0.9%)	1.54	99/8884 (1.1%)
3	9-M	1.31	58/6593 (0.9%)	1.54	99/8881 (1.1%)
3	10-M	1.31	60/6593 (0.9%)	1.54	95/8881 (1.1%)
3	11-M	1.29	58/6594 (0.9%)	1.54	99/8884 (1.1%)
3	12-M	1.30	58/6594 (0.9%)	1.55	101/8884 (1.1%)
3	13-M	1.33	60/6593 (0.9%)	1.54	95/8881 (1.1%)
3	14-M	1.30	59/6594 (0.9%)	1.55	102/8884 (1.1%)
3	15-M	1.31	60/6593 (0.9%)	1.54	95/8881 (1.1%)
3	16-M	1.35	58/6593 (0.9%)	1.54	99/8881 (1.1%)
3	17-M	1.28	57/6594 (0.9%)	1.53	98/8884 (1.1%)
3	18-M	1.28	59/6593 (0.9%)	1.53	94/8881 (1.1%)
3	19-M	1.32	61/6593 (0.9%)	1.54	96/8881 (1.1%)
3	20-M	1.29	58/6594 (0.9%)	1.54	99/8884 (1.1%)
All	All	1.18	1211/178649 (0.7%)	1.57	2487/240587 (1.0%)

Chiral center outliers are detected by calculating the chiral volume of a chiral center and verifying if the center is modelled as a planar moiety or with the opposite hand. A planarity outlier is detected by checking planarity of atoms in a peptide group, atoms in a mainchain group or atoms of a sidechain that are expected to be planar.

Mol	Chain	#Chirality outliers	#Planarity outliers
1	1-B	0	4
1	2-B	0	4
1	3-B	0	4
1	4-B	0	4
1	5-B	0	4
1	6-B	0	4
1	7-B	0	4
1	8-B	0	4

Continued on next page...

Continued from previous page...

Mol	Chain	#Chirality outliers	#Planarity outliers
1	9-B	0	4
1	10-B	0	4
1	11-B	0	4
1	12-B	0	4
1	13-B	0	4
1	14-B	0	4
1	15-B	0	4
1	16-B	0	4
1	17-B	0	4
1	18-B	0	4
1	19-B	0	4
1	20-B	0	4
3	1-M	0	1
3	2-M	0	1
3	3-M	0	4
3	4-M	0	1
3	5-M	0	4
3	6-M	0	1
3	7-M	0	1
3	8-M	0	1
3	9-M	0	1
3	10-M	0	1
3	11-M	0	1
3	12-M	0	1
3	13-M	0	1
3	14-M	0	3
3	15-M	0	1
3	16-M	0	1
3	17-M	0	1
3	18-M	0	1
3	19-M	0	1
3	20-M	0	1
All	All	0	108

All (1211) bond length outliers are listed below:

Mol	Chain	Res	Type	Atoms	Z	Observed(Å)	Ideal(Å)
3	16-M	709	LYS	C-N	34.79	1.95	1.33
3	13-M	709	LYS	C-N	29.52	1.86	1.33
3	10-M	805	ARG	C-N	25.22	1.92	1.34
3	15-M	731	ALA	C-N	25.18	1.92	1.34
3	19-M	731	ALA	C-N	25.17	1.92	1.34

Continued on next page...

Continued from previous page...

Mol	Chain	Res	Type	Atoms	Z	Observed(Å)	Ideal(Å)
3	5-M	731	ALA	C-N	25.15	1.92	1.34
3	2-M	731	ALA	C-N	25.15	1.91	1.34
3	7-M	731	ALA	C-N	25.15	1.91	1.34
3	18-M	731	ALA	C-N	25.14	1.91	1.34
3	6-M	731	ALA	C-N	25.14	1.91	1.34
3	13-M	731	ALA	C-N	25.13	1.91	1.34
3	1-M	731	ALA	C-N	25.12	1.91	1.34
3	10-M	731	ALA	C-N	25.12	1.91	1.34
3	16-M	731	ALA	C-N	25.11	1.91	1.34
3	4-M	731	ALA	C-N	25.11	1.91	1.34
3	3-M	731	ALA	C-N	25.09	1.91	1.34
3	8-M	731	ALA	C-N	25.09	1.91	1.34
3	11-M	731	ALA	C-N	25.09	1.91	1.34
3	17-M	731	ALA	C-N	25.09	1.91	1.34
3	20-M	731	ALA	C-N	25.09	1.91	1.34
3	12-M	731	ALA	C-N	25.09	1.91	1.34
3	14-M	731	ALA	C-N	25.08	1.91	1.34
3	9-M	731	ALA	C-N	25.07	1.91	1.34
3	6-M	709	LYS	C-N	23.43	1.75	1.33
3	15-M	805	ARG	C-N	23.34	1.87	1.34
3	9-M	805	ARG	C-N	22.78	1.86	1.34
3	19-M	805	ARG	C-N	21.74	1.84	1.34
3	5-M	709	LYS	C-N	-20.28	0.96	1.33
3	4-M	709	LYS	C-N	19.95	1.69	1.33
3	12-M	709	LYS	C-N	-18.16	1.00	1.33
3	11-M	779	ARG	C-N	16.24	1.71	1.34
3	20-M	779	ARG	C-N	16.04	1.71	1.34
3	8-M	779	ARG	C-N	16.01	1.70	1.34
3	4-M	805	ARG	C-N	15.92	1.70	1.34
3	19-M	779	ARG	C-N	15.88	1.70	1.34
3	7-M	779	ARG	C-N	15.47	1.69	1.34
3	14-M	805	ARG	C-N	14.33	1.67	1.34
3	14-M	737	PHE	C-N	14.08	1.66	1.34
3	16-M	737	PHE	C-N	14.05	1.66	1.34
3	8-M	737	PHE	C-N	14.05	1.66	1.34
3	11-M	737	PHE	C-N	14.05	1.66	1.34
3	17-M	737	PHE	C-N	14.05	1.66	1.34
3	20-M	737	PHE	C-N	14.05	1.66	1.34
3	12-M	737	PHE	C-N	14.04	1.66	1.34
3	9-M	737	PHE	C-N	14.04	1.66	1.34
3	13-M	737	PHE	C-N	13.98	1.66	1.34
3	1-M	737	PHE	C-N	13.96	1.66	1.34

Continued on next page...

Continued from previous page...

Mol	Chain	Res	Type	Atoms	Z	Observed(Å)	Ideal(Å)
3	2-M	737	PHE	C-N	13.96	1.66	1.34
3	7-M	737	PHE	C-N	13.96	1.66	1.34
3	10-M	737	PHE	C-N	13.95	1.66	1.34
3	6-M	737	PHE	C-N	13.95	1.66	1.34
3	5-M	737	PHE	C-N	13.95	1.66	1.34
3	4-M	737	PHE	C-N	13.94	1.66	1.34
3	18-M	737	PHE	C-N	13.94	1.66	1.34
3	19-M	737	PHE	C-N	13.94	1.66	1.34
3	15-M	737	PHE	C-N	13.94	1.66	1.34
3	3-M	737	PHE	C-N	13.91	1.66	1.34
3	14-M	709	LYS	C-N	-12.25	1.10	1.33
3	3-M	805	ARG	C-N	-9.35	1.12	1.34
3	3-M	476	GLU	CD-OE1	8.80	1.35	1.25
3	1-M	476	GLU	CD-OE1	8.78	1.35	1.25
3	2-M	476	GLU	CD-OE1	8.78	1.35	1.25
3	4-M	476	GLU	CD-OE1	8.78	1.35	1.25
3	5-M	476	GLU	CD-OE1	8.78	1.35	1.25
3	6-M	476	GLU	CD-OE1	8.78	1.35	1.25
3	7-M	476	GLU	CD-OE1	8.78	1.35	1.25
3	8-M	476	GLU	CD-OE1	8.76	1.35	1.25
3	9-M	476	GLU	CD-OE1	8.76	1.35	1.25
3	10-M	476	GLU	CD-OE1	8.76	1.35	1.25
3	11-M	476	GLU	CD-OE1	8.76	1.35	1.25
3	12-M	476	GLU	CD-OE1	8.76	1.35	1.25
3	13-M	476	GLU	CD-OE1	8.76	1.35	1.25
3	14-M	476	GLU	CD-OE1	8.76	1.35	1.25
3	15-M	476	GLU	CD-OE1	8.76	1.35	1.25
3	16-M	476	GLU	CD-OE1	8.76	1.35	1.25
3	17-M	476	GLU	CD-OE1	8.76	1.35	1.25
3	18-M	476	GLU	CD-OE1	8.76	1.35	1.25
3	19-M	476	GLU	CD-OE1	8.76	1.35	1.25
3	20-M	476	GLU	CD-OE1	8.76	1.35	1.25
3	3-M	576	GLU	CD-OE1	8.62	1.35	1.25
3	8-M	576	GLU	CD-OE1	8.62	1.35	1.25
3	9-M	576	GLU	CD-OE1	8.62	1.35	1.25
3	11-M	576	GLU	CD-OE1	8.62	1.35	1.25
3	12-M	576	GLU	CD-OE1	8.62	1.35	1.25
3	14-M	576	GLU	CD-OE1	8.62	1.35	1.25
3	16-M	576	GLU	CD-OE1	8.62	1.35	1.25
3	17-M	576	GLU	CD-OE1	8.62	1.35	1.25
3	20-M	576	GLU	CD-OE1	8.62	1.35	1.25
3	1-M	576	GLU	CD-OE1	8.56	1.35	1.25

Continued on next page...

Continued from previous page...

Mol	Chain	Res	Type	Atoms	Z	Observed(Å)	Ideal(Å)
3	2-M	576	GLU	CD-OE1	8.56	1.35	1.25
3	4-M	576	GLU	CD-OE1	8.56	1.35	1.25
3	5-M	576	GLU	CD-OE1	8.56	1.35	1.25
3	6-M	576	GLU	CD-OE1	8.56	1.35	1.25
3	7-M	576	GLU	CD-OE1	8.56	1.35	1.25
3	10-M	576	GLU	CD-OE1	8.49	1.34	1.25
3	13-M	576	GLU	CD-OE1	8.49	1.34	1.25
3	15-M	576	GLU	CD-OE1	8.49	1.34	1.25
3	18-M	576	GLU	CD-OE1	8.49	1.34	1.25
3	19-M	576	GLU	CD-OE1	8.49	1.34	1.25
3	1-M	411	GLU	CD-OE1	8.43	1.34	1.25
3	2-M	411	GLU	CD-OE1	8.43	1.34	1.25
3	4-M	411	GLU	CD-OE1	8.43	1.34	1.25
3	5-M	411	GLU	CD-OE1	8.43	1.34	1.25
3	6-M	411	GLU	CD-OE1	8.43	1.34	1.25
3	7-M	411	GLU	CD-OE1	8.43	1.34	1.25
3	3-M	204	GLU	CD-OE2	8.38	1.34	1.25
3	10-M	204	GLU	CD-OE2	8.36	1.34	1.25
3	13-M	204	GLU	CD-OE2	8.36	1.34	1.25
3	15-M	204	GLU	CD-OE2	8.36	1.34	1.25
3	18-M	204	GLU	CD-OE2	8.36	1.34	1.25
3	19-M	204	GLU	CD-OE2	8.36	1.34	1.25
3	8-M	411	GLU	CD-OE1	8.29	1.34	1.25
3	9-M	411	GLU	CD-OE1	8.29	1.34	1.25
3	11-M	411	GLU	CD-OE1	8.29	1.34	1.25
3	12-M	411	GLU	CD-OE1	8.29	1.34	1.25
3	14-M	411	GLU	CD-OE1	8.29	1.34	1.25
3	16-M	411	GLU	CD-OE1	8.29	1.34	1.25
3	17-M	411	GLU	CD-OE1	8.29	1.34	1.25
3	20-M	411	GLU	CD-OE1	8.29	1.34	1.25
3	10-M	411	GLU	CD-OE1	8.27	1.34	1.25
3	13-M	411	GLU	CD-OE1	8.27	1.34	1.25
3	15-M	411	GLU	CD-OE1	8.27	1.34	1.25
3	18-M	411	GLU	CD-OE1	8.27	1.34	1.25
3	19-M	411	GLU	CD-OE1	8.27	1.34	1.25
3	8-M	204	GLU	CD-OE2	8.26	1.34	1.25
3	9-M	204	GLU	CD-OE2	8.26	1.34	1.25
3	11-M	204	GLU	CD-OE2	8.26	1.34	1.25
3	12-M	204	GLU	CD-OE2	8.26	1.34	1.25
3	14-M	204	GLU	CD-OE2	8.26	1.34	1.25
3	16-M	204	GLU	CD-OE2	8.26	1.34	1.25
3	17-M	204	GLU	CD-OE2	8.26	1.34	1.25

Continued on next page...

Continued from previous page...

Mol	Chain	Res	Type	Atoms	Z	Observed(Å)	Ideal(Å)
3	20-M	204	GLU	CD-OE2	8.26	1.34	1.25
3	19-M	745	GLU	CD-OE2	8.26	1.34	1.25
3	8-M	45	GLU	CD-OE2	8.25	1.34	1.25
3	9-M	45	GLU	CD-OE2	8.25	1.34	1.25
3	11-M	45	GLU	CD-OE2	8.25	1.34	1.25
3	12-M	45	GLU	CD-OE2	8.25	1.34	1.25
3	14-M	45	GLU	CD-OE2	8.25	1.34	1.25
3	16-M	45	GLU	CD-OE2	8.25	1.34	1.25
3	17-M	45	GLU	CD-OE2	8.25	1.34	1.25
3	20-M	45	GLU	CD-OE2	8.25	1.34	1.25
3	3-M	45	GLU	CD-OE2	8.24	1.34	1.25
3	10-M	45	GLU	CD-OE2	8.24	1.34	1.25
3	13-M	45	GLU	CD-OE2	8.24	1.34	1.25
3	15-M	45	GLU	CD-OE2	8.24	1.34	1.25
3	18-M	45	GLU	CD-OE2	8.24	1.34	1.25
3	19-M	45	GLU	CD-OE2	8.24	1.34	1.25
3	3-M	411	GLU	CD-OE1	8.24	1.34	1.25
3	8-M	381	GLU	CD-OE1	8.23	1.34	1.25
3	9-M	381	GLU	CD-OE1	8.23	1.34	1.25
3	11-M	381	GLU	CD-OE1	8.23	1.34	1.25
3	12-M	381	GLU	CD-OE1	8.23	1.34	1.25
3	14-M	381	GLU	CD-OE1	8.23	1.34	1.25
3	16-M	381	GLU	CD-OE1	8.23	1.34	1.25
3	17-M	381	GLU	CD-OE1	8.23	1.34	1.25
3	20-M	381	GLU	CD-OE1	8.23	1.34	1.25
3	1-M	45	GLU	CD-OE2	8.22	1.34	1.25
3	2-M	45	GLU	CD-OE2	8.22	1.34	1.25
3	4-M	45	GLU	CD-OE2	8.22	1.34	1.25
3	5-M	45	GLU	CD-OE2	8.22	1.34	1.25
3	6-M	45	GLU	CD-OE2	8.22	1.34	1.25
3	7-M	45	GLU	CD-OE2	8.22	1.34	1.25
3	1-M	204	GLU	CD-OE2	8.21	1.34	1.25
3	2-M	204	GLU	CD-OE2	8.21	1.34	1.25
3	4-M	204	GLU	CD-OE2	8.21	1.34	1.25
3	5-M	204	GLU	CD-OE2	8.21	1.34	1.25
3	6-M	204	GLU	CD-OE2	8.21	1.34	1.25
3	7-M	204	GLU	CD-OE2	8.21	1.34	1.25
3	4-M	779	ARG	C-N	8.20	1.52	1.34
3	18-M	745	GLU	CD-OE2	8.19	1.34	1.25
3	15-M	745	GLU	CD-OE2	8.17	1.34	1.25
3	10-M	745	GLU	CD-OE2	8.14	1.34	1.25
3	13-M	745	GLU	CD-OE2	8.13	1.34	1.25

Continued on next page...

Continued from previous page...

Mol	Chain	Res	Type	Atoms	Z	Observed(Å)	Ideal(Å)
3	3-M	745	GLU	CD-OE2	8.10	1.34	1.25
3	10-M	381	GLU	CD-OE1	8.10	1.34	1.25
3	13-M	381	GLU	CD-OE1	8.10	1.34	1.25
3	15-M	381	GLU	CD-OE1	8.10	1.34	1.25
3	18-M	381	GLU	CD-OE1	8.10	1.34	1.25
3	19-M	381	GLU	CD-OE1	8.10	1.34	1.25
3	2-M	745	GLU	CD-OE2	8.09	1.34	1.25
3	7-M	745	GLU	CD-OE2	8.09	1.34	1.25
3	5-M	745	GLU	CD-OE2	8.08	1.34	1.25
3	3-M	381	GLU	CD-OE1	8.07	1.34	1.25
3	1-M	745	GLU	CD-OE2	8.06	1.34	1.25
3	9-M	745	GLU	CD-OE2	8.06	1.34	1.25
3	14-M	745	GLU	CD-OE2	8.05	1.34	1.25
3	16-M	745	GLU	CD-OE2	8.04	1.34	1.25
3	4-M	745	GLU	CD-OE2	8.04	1.34	1.25
3	8-M	745	GLU	CD-OE2	8.04	1.34	1.25
3	11-M	745	GLU	CD-OE2	8.04	1.34	1.25
3	17-M	745	GLU	CD-OE2	8.04	1.34	1.25
3	20-M	745	GLU	CD-OE2	8.04	1.34	1.25
3	6-M	745	GLU	CD-OE2	8.03	1.34	1.25
3	12-M	745	GLU	CD-OE2	8.03	1.34	1.25
3	1-M	381	GLU	CD-OE1	8.02	1.34	1.25
3	2-M	381	GLU	CD-OE1	8.02	1.34	1.25
3	4-M	381	GLU	CD-OE1	8.02	1.34	1.25
3	5-M	381	GLU	CD-OE1	8.02	1.34	1.25
3	6-M	381	GLU	CD-OE1	8.02	1.34	1.25
3	7-M	381	GLU	CD-OE1	8.02	1.34	1.25
3	10-M	108	GLU	CD-OE1	7.78	1.34	1.25
3	13-M	108	GLU	CD-OE1	7.78	1.34	1.25
3	15-M	108	GLU	CD-OE1	7.78	1.34	1.25
3	18-M	108	GLU	CD-OE1	7.78	1.34	1.25
3	19-M	108	GLU	CD-OE1	7.78	1.34	1.25
3	3-M	108	GLU	CD-OE1	7.77	1.34	1.25
3	8-M	108	GLU	CD-OE1	7.71	1.34	1.25
3	9-M	108	GLU	CD-OE1	7.71	1.34	1.25
3	11-M	108	GLU	CD-OE1	7.71	1.34	1.25
3	12-M	108	GLU	CD-OE1	7.71	1.34	1.25
3	14-M	108	GLU	CD-OE1	7.71	1.34	1.25
3	16-M	108	GLU	CD-OE1	7.71	1.34	1.25
3	17-M	108	GLU	CD-OE1	7.71	1.34	1.25
3	20-M	108	GLU	CD-OE1	7.71	1.34	1.25
3	1-M	108	GLU	CD-OE1	7.64	1.34	1.25

Continued on next page...

Continued from previous page...

Mol	Chain	Res	Type	Atoms	Z	Observed(Å)	Ideal(Å)
3	2-M	108	GLU	CD-OE1	7.64	1.34	1.25
3	4-M	108	GLU	CD-OE1	7.64	1.34	1.25
3	5-M	108	GLU	CD-OE1	7.64	1.34	1.25
3	6-M	108	GLU	CD-OE1	7.64	1.34	1.25
3	7-M	108	GLU	CD-OE1	7.64	1.34	1.25
3	3-M	689	GLU	CD-OE2	7.57	1.33	1.25
3	1-M	689	GLU	CD-OE2	7.47	1.33	1.25
3	2-M	689	GLU	CD-OE2	7.47	1.33	1.25
3	4-M	689	GLU	CD-OE2	7.47	1.33	1.25
3	5-M	689	GLU	CD-OE2	7.47	1.33	1.25
3	6-M	689	GLU	CD-OE2	7.47	1.33	1.25
3	7-M	689	GLU	CD-OE2	7.47	1.33	1.25
3	8-M	689	GLU	CD-OE2	7.47	1.33	1.25
3	9-M	689	GLU	CD-OE2	7.47	1.33	1.25
3	11-M	689	GLU	CD-OE2	7.47	1.33	1.25
3	12-M	689	GLU	CD-OE2	7.47	1.33	1.25
3	14-M	689	GLU	CD-OE2	7.47	1.33	1.25
3	16-M	689	GLU	CD-OE2	7.47	1.33	1.25
3	17-M	689	GLU	CD-OE2	7.47	1.33	1.25
3	20-M	689	GLU	CD-OE2	7.47	1.33	1.25
3	10-M	689	GLU	CD-OE2	7.43	1.33	1.25
3	13-M	689	GLU	CD-OE2	7.43	1.33	1.25
3	15-M	689	GLU	CD-OE2	7.43	1.33	1.25
3	18-M	689	GLU	CD-OE2	7.43	1.33	1.25
3	19-M	689	GLU	CD-OE2	7.43	1.33	1.25
3	3-M	330	GLU	CD-OE1	7.12	1.33	1.25
3	8-M	330	GLU	CD-OE1	7.12	1.33	1.25
3	9-M	330	GLU	CD-OE1	7.12	1.33	1.25
3	11-M	330	GLU	CD-OE1	7.12	1.33	1.25
3	12-M	330	GLU	CD-OE1	7.12	1.33	1.25
3	14-M	330	GLU	CD-OE1	7.12	1.33	1.25
3	16-M	330	GLU	CD-OE1	7.12	1.33	1.25
3	17-M	330	GLU	CD-OE1	7.12	1.33	1.25
3	20-M	330	GLU	CD-OE1	7.12	1.33	1.25
3	1-M	330	GLU	CD-OE1	7.11	1.33	1.25
3	2-M	330	GLU	CD-OE1	7.11	1.33	1.25
3	4-M	330	GLU	CD-OE1	7.11	1.33	1.25
3	5-M	330	GLU	CD-OE1	7.11	1.33	1.25
3	6-M	330	GLU	CD-OE1	7.11	1.33	1.25
3	7-M	330	GLU	CD-OE1	7.11	1.33	1.25
3	10-M	511	GLU	CD-OE1	7.10	1.33	1.25
3	13-M	511	GLU	CD-OE1	7.10	1.33	1.25

Continued on next page...

Continued from previous page...

Mol	Chain	Res	Type	Atoms	Z	Observed(Å)	Ideal(Å)
3	15-M	511	GLU	CD-OE1	7.10	1.33	1.25
3	18-M	511	GLU	CD-OE1	7.10	1.33	1.25
3	19-M	511	GLU	CD-OE1	7.10	1.33	1.25
3	3-M	511	GLU	CD-OE1	7.09	1.33	1.25
3	3-M	26	GLU	CD-OE1	7.09	1.33	1.25
3	10-M	330	GLU	CD-OE1	7.08	1.33	1.25
3	10-M	524	GLU	CD-OE1	7.08	1.33	1.25
3	13-M	330	GLU	CD-OE1	7.08	1.33	1.25
3	13-M	524	GLU	CD-OE1	7.08	1.33	1.25
3	15-M	330	GLU	CD-OE1	7.08	1.33	1.25
3	15-M	524	GLU	CD-OE1	7.08	1.33	1.25
3	18-M	330	GLU	CD-OE1	7.08	1.33	1.25
3	18-M	524	GLU	CD-OE1	7.08	1.33	1.25
3	19-M	330	GLU	CD-OE1	7.08	1.33	1.25
3	19-M	524	GLU	CD-OE1	7.08	1.33	1.25
3	1-M	511	GLU	CD-OE1	7.08	1.33	1.25
3	2-M	511	GLU	CD-OE1	7.08	1.33	1.25
3	4-M	511	GLU	CD-OE1	7.08	1.33	1.25
3	5-M	511	GLU	CD-OE1	7.08	1.33	1.25
3	6-M	511	GLU	CD-OE1	7.08	1.33	1.25
3	7-M	511	GLU	CD-OE1	7.08	1.33	1.25
3	10-M	376	GLU	CD-OE1	7.08	1.33	1.25
3	13-M	376	GLU	CD-OE1	7.08	1.33	1.25
3	15-M	376	GLU	CD-OE1	7.08	1.33	1.25
3	18-M	376	GLU	CD-OE1	7.08	1.33	1.25
3	19-M	376	GLU	CD-OE1	7.08	1.33	1.25
3	1-M	376	GLU	CD-OE1	7.07	1.33	1.25
3	2-M	376	GLU	CD-OE1	7.07	1.33	1.25
3	4-M	376	GLU	CD-OE1	7.07	1.33	1.25
3	5-M	376	GLU	CD-OE1	7.07	1.33	1.25
3	6-M	376	GLU	CD-OE1	7.07	1.33	1.25
3	7-M	376	GLU	CD-OE1	7.07	1.33	1.25
3	3-M	376	GLU	CD-OE1	7.07	1.33	1.25
3	8-M	23	GLU	CD-OE1	7.04	1.33	1.25
3	9-M	23	GLU	CD-OE1	7.04	1.33	1.25
3	11-M	23	GLU	CD-OE1	7.04	1.33	1.25
3	12-M	23	GLU	CD-OE1	7.04	1.33	1.25
3	14-M	23	GLU	CD-OE1	7.04	1.33	1.25
3	16-M	23	GLU	CD-OE1	7.04	1.33	1.25
3	17-M	23	GLU	CD-OE1	7.04	1.33	1.25
3	20-M	23	GLU	CD-OE1	7.04	1.33	1.25
3	10-M	23	GLU	CD-OE1	7.04	1.33	1.25

Continued on next page...

Continued from previous page...

Mol	Chain	Res	Type	Atoms	Z	Observed(Å)	Ideal(Å)
3	13-M	23	GLU	CD-OE1	7.04	1.33	1.25
3	15-M	23	GLU	CD-OE1	7.04	1.33	1.25
3	18-M	23	GLU	CD-OE1	7.04	1.33	1.25
3	19-M	23	GLU	CD-OE1	7.04	1.33	1.25
3	8-M	26	GLU	CD-OE1	7.04	1.33	1.25
3	9-M	26	GLU	CD-OE1	7.04	1.33	1.25
3	11-M	26	GLU	CD-OE1	7.04	1.33	1.25
3	12-M	26	GLU	CD-OE1	7.04	1.33	1.25
3	14-M	26	GLU	CD-OE1	7.04	1.33	1.25
3	16-M	26	GLU	CD-OE1	7.04	1.33	1.25
3	17-M	26	GLU	CD-OE1	7.04	1.33	1.25
3	20-M	26	GLU	CD-OE1	7.04	1.33	1.25
3	8-M	511	GLU	CD-OE1	7.02	1.33	1.25
3	9-M	511	GLU	CD-OE1	7.02	1.33	1.25
3	11-M	511	GLU	CD-OE1	7.02	1.33	1.25
3	12-M	511	GLU	CD-OE1	7.02	1.33	1.25
3	14-M	511	GLU	CD-OE1	7.02	1.33	1.25
3	16-M	511	GLU	CD-OE1	7.02	1.33	1.25
3	17-M	511	GLU	CD-OE1	7.02	1.33	1.25
3	20-M	511	GLU	CD-OE1	7.02	1.33	1.25
3	3-M	23	GLU	CD-OE1	7.00	1.33	1.25
3	8-M	376	GLU	CD-OE1	7.00	1.33	1.25
3	9-M	376	GLU	CD-OE1	7.00	1.33	1.25
3	10-M	26	GLU	CD-OE1	7.00	1.33	1.25
3	11-M	376	GLU	CD-OE1	7.00	1.33	1.25
3	12-M	376	GLU	CD-OE1	7.00	1.33	1.25
3	13-M	26	GLU	CD-OE1	7.00	1.33	1.25
3	14-M	376	GLU	CD-OE1	7.00	1.33	1.25
3	15-M	26	GLU	CD-OE1	7.00	1.33	1.25
3	16-M	376	GLU	CD-OE1	7.00	1.33	1.25
3	17-M	376	GLU	CD-OE1	7.00	1.33	1.25
3	18-M	26	GLU	CD-OE1	7.00	1.33	1.25
3	19-M	26	GLU	CD-OE1	7.00	1.33	1.25
3	20-M	376	GLU	CD-OE1	7.00	1.33	1.25
3	1-M	23	GLU	CD-OE1	7.00	1.33	1.25
3	2-M	23	GLU	CD-OE1	7.00	1.33	1.25
3	4-M	23	GLU	CD-OE1	7.00	1.33	1.25
3	5-M	23	GLU	CD-OE1	7.00	1.33	1.25
3	6-M	23	GLU	CD-OE1	7.00	1.33	1.25
3	7-M	23	GLU	CD-OE1	7.00	1.33	1.25
3	1-M	26	GLU	CD-OE1	6.98	1.33	1.25
3	2-M	26	GLU	CD-OE1	6.98	1.33	1.25

Continued on next page...

Continued from previous page...

Mol	Chain	Res	Type	Atoms	Z	Observed(Å)	Ideal(Å)
3	4-M	26	GLU	CD-OE1	6.98	1.33	1.25
3	5-M	26	GLU	CD-OE1	6.98	1.33	1.25
3	6-M	26	GLU	CD-OE1	6.98	1.33	1.25
3	7-M	26	GLU	CD-OE1	6.98	1.33	1.25
3	8-M	347	GLU	CD-OE1	6.97	1.33	1.25
3	9-M	347	GLU	CD-OE1	6.97	1.33	1.25
3	11-M	347	GLU	CD-OE1	6.97	1.33	1.25
3	12-M	347	GLU	CD-OE1	6.97	1.33	1.25
3	14-M	347	GLU	CD-OE1	6.97	1.33	1.25
3	16-M	347	GLU	CD-OE1	6.97	1.33	1.25
3	17-M	347	GLU	CD-OE1	6.97	1.33	1.25
3	20-M	347	GLU	CD-OE1	6.97	1.33	1.25
3	1-M	524	GLU	CD-OE1	6.95	1.33	1.25
3	2-M	524	GLU	CD-OE1	6.95	1.33	1.25
3	4-M	524	GLU	CD-OE1	6.95	1.33	1.25
3	5-M	524	GLU	CD-OE1	6.95	1.33	1.25
3	6-M	524	GLU	CD-OE1	6.95	1.33	1.25
3	7-M	524	GLU	CD-OE1	6.95	1.33	1.25
3	8-M	524	GLU	CD-OE1	6.95	1.33	1.25
3	9-M	524	GLU	CD-OE1	6.95	1.33	1.25
3	11-M	524	GLU	CD-OE1	6.95	1.33	1.25
3	12-M	524	GLU	CD-OE1	6.95	1.33	1.25
3	14-M	524	GLU	CD-OE1	6.95	1.33	1.25
3	16-M	524	GLU	CD-OE1	6.95	1.33	1.25
3	17-M	524	GLU	CD-OE1	6.95	1.33	1.25
3	20-M	524	GLU	CD-OE1	6.95	1.33	1.25
3	3-M	524	GLU	CD-OE1	6.94	1.33	1.25
3	3-M	347	GLU	CD-OE1	6.92	1.33	1.25
3	1-M	68	GLU	CD-OE2	6.88	1.33	1.25
3	2-M	68	GLU	CD-OE2	6.88	1.33	1.25
3	4-M	68	GLU	CD-OE2	6.88	1.33	1.25
3	5-M	68	GLU	CD-OE2	6.88	1.33	1.25
3	6-M	68	GLU	CD-OE2	6.88	1.33	1.25
3	7-M	68	GLU	CD-OE2	6.88	1.33	1.25
3	10-M	347	GLU	CD-OE1	6.88	1.33	1.25
3	13-M	347	GLU	CD-OE1	6.88	1.33	1.25
3	15-M	347	GLU	CD-OE1	6.88	1.33	1.25
3	18-M	347	GLU	CD-OE1	6.88	1.33	1.25
3	19-M	347	GLU	CD-OE1	6.88	1.33	1.25
3	1-M	347	GLU	CD-OE1	6.80	1.33	1.25
3	2-M	347	GLU	CD-OE1	6.80	1.33	1.25
3	4-M	347	GLU	CD-OE1	6.80	1.33	1.25

Continued on next page...

Continued from previous page...

Mol	Chain	Res	Type	Atoms	Z	Observed(Å)	Ideal(Å)
3	5-M	347	GLU	CD-OE1	6.80	1.33	1.25
3	6-M	347	GLU	CD-OE1	6.80	1.33	1.25
3	7-M	347	GLU	CD-OE1	6.80	1.33	1.25
3	10-M	68	GLU	CD-OE2	6.78	1.33	1.25
3	13-M	68	GLU	CD-OE2	6.78	1.33	1.25
3	15-M	68	GLU	CD-OE2	6.78	1.33	1.25
3	18-M	68	GLU	CD-OE2	6.78	1.33	1.25
3	19-M	68	GLU	CD-OE2	6.78	1.33	1.25
3	8-M	68	GLU	CD-OE2	6.78	1.33	1.25
3	9-M	68	GLU	CD-OE2	6.78	1.33	1.25
3	11-M	68	GLU	CD-OE2	6.78	1.33	1.25
3	12-M	68	GLU	CD-OE2	6.78	1.33	1.25
3	14-M	68	GLU	CD-OE2	6.78	1.33	1.25
3	16-M	68	GLU	CD-OE2	6.78	1.33	1.25
3	17-M	68	GLU	CD-OE2	6.78	1.33	1.25
3	20-M	68	GLU	CD-OE2	6.78	1.33	1.25
3	16-M	811	GLU	CD-OE1	6.77	1.33	1.25
3	15-M	811	GLU	CD-OE1	6.76	1.33	1.25
3	12-M	811	GLU	CD-OE1	6.75	1.33	1.25
3	3-M	68	GLU	CD-OE2	6.75	1.33	1.25
3	10-M	538	GLU	CD-OE1	6.75	1.33	1.25
3	13-M	538	GLU	CD-OE1	6.75	1.33	1.25
3	15-M	538	GLU	CD-OE1	6.75	1.33	1.25
3	18-M	538	GLU	CD-OE1	6.75	1.33	1.25
3	19-M	538	GLU	CD-OE1	6.75	1.33	1.25
3	4-M	811	GLU	CD-OE1	6.74	1.33	1.25
3	8-M	538	GLU	CD-OE1	6.74	1.33	1.25
3	9-M	538	GLU	CD-OE1	6.74	1.33	1.25
3	11-M	538	GLU	CD-OE1	6.74	1.33	1.25
3	12-M	538	GLU	CD-OE1	6.74	1.33	1.25
3	14-M	538	GLU	CD-OE1	6.74	1.33	1.25
3	16-M	538	GLU	CD-OE1	6.74	1.33	1.25
3	17-M	538	GLU	CD-OE1	6.74	1.33	1.25
3	20-M	538	GLU	CD-OE1	6.74	1.33	1.25
3	3-M	538	GLU	CD-OE1	6.74	1.33	1.25
3	2-M	811	GLU	CD-OE1	6.73	1.33	1.25
3	7-M	811	GLU	CD-OE1	6.73	1.33	1.25
3	1-M	538	GLU	CD-OE1	6.73	1.33	1.25
3	2-M	538	GLU	CD-OE1	6.73	1.33	1.25
3	4-M	538	GLU	CD-OE1	6.73	1.33	1.25
3	5-M	538	GLU	CD-OE1	6.73	1.33	1.25
3	6-M	538	GLU	CD-OE1	6.73	1.33	1.25

Continued on next page...

Continued from previous page...

Mol	Chain	Res	Type	Atoms	Z	Observed(Å)	Ideal(Å)
3	7-M	538	GLU	CD-OE1	6.73	1.33	1.25
3	20-M	811	GLU	CD-OE1	6.73	1.33	1.25
3	10-M	811	GLU	CD-OE1	6.72	1.33	1.25
3	3-M	811	GLU	CD-OE1	6.70	1.33	1.25
3	5-M	811	GLU	CD-OE1	6.70	1.33	1.25
3	14-M	811	GLU	CD-OE1	6.70	1.33	1.25
3	13-M	811	GLU	CD-OE1	6.69	1.33	1.25
3	8-M	811	GLU	CD-OE1	6.69	1.33	1.25
3	8-M	655	GLU	CD-OE1	6.68	1.33	1.25
3	9-M	655	GLU	CD-OE1	6.68	1.33	1.25
3	11-M	655	GLU	CD-OE1	6.68	1.33	1.25
3	12-M	655	GLU	CD-OE1	6.68	1.33	1.25
3	14-M	655	GLU	CD-OE1	6.68	1.33	1.25
3	16-M	655	GLU	CD-OE1	6.68	1.33	1.25
3	17-M	655	GLU	CD-OE1	6.68	1.33	1.25
3	17-M	811	GLU	CD-OE1	6.68	1.33	1.25
3	18-M	811	GLU	CD-OE1	6.68	1.33	1.25
3	20-M	655	GLU	CD-OE1	6.68	1.33	1.25
3	6-M	811	GLU	CD-OE1	6.68	1.32	1.25
3	19-M	811	GLU	CD-OE1	6.65	1.32	1.25
3	1-M	811	GLU	CD-OE1	6.65	1.32	1.25
3	11-M	811	GLU	CD-OE1	6.63	1.32	1.25
3	10-M	655	GLU	CD-OE1	6.62	1.32	1.25
3	13-M	655	GLU	CD-OE1	6.62	1.32	1.25
3	15-M	655	GLU	CD-OE1	6.62	1.32	1.25
3	18-M	655	GLU	CD-OE1	6.62	1.32	1.25
3	19-M	655	GLU	CD-OE1	6.62	1.32	1.25
3	9-M	811	GLU	CD-OE1	6.62	1.32	1.25
3	1-M	655	GLU	CD-OE1	6.61	1.32	1.25
3	2-M	655	GLU	CD-OE1	6.61	1.32	1.25
3	4-M	655	GLU	CD-OE1	6.61	1.32	1.25
3	5-M	655	GLU	CD-OE1	6.61	1.32	1.25
3	6-M	655	GLU	CD-OE1	6.61	1.32	1.25
3	7-M	655	GLU	CD-OE1	6.61	1.32	1.25
3	8-M	266	GLU	CD-OE2	6.55	1.32	1.25
3	9-M	266	GLU	CD-OE2	6.55	1.32	1.25
3	11-M	266	GLU	CD-OE2	6.55	1.32	1.25
3	12-M	266	GLU	CD-OE2	6.55	1.32	1.25
3	14-M	266	GLU	CD-OE2	6.55	1.32	1.25
3	16-M	266	GLU	CD-OE2	6.55	1.32	1.25
3	17-M	266	GLU	CD-OE2	6.55	1.32	1.25
3	20-M	266	GLU	CD-OE2	6.55	1.32	1.25

Continued on next page...

Continued from previous page...

Mol	Chain	Res	Type	Atoms	Z	Observed(Å)	Ideal(Å)
3	10-M	266	GLU	CD-OE2	6.54	1.32	1.25
3	13-M	266	GLU	CD-OE2	6.54	1.32	1.25
3	15-M	266	GLU	CD-OE2	6.54	1.32	1.25
3	18-M	266	GLU	CD-OE2	6.54	1.32	1.25
3	19-M	266	GLU	CD-OE2	6.54	1.32	1.25
3	3-M	655	GLU	CD-OE1	6.49	1.32	1.25
3	1-M	266	GLU	CD-OE2	6.47	1.32	1.25
3	2-M	266	GLU	CD-OE2	6.47	1.32	1.25
3	4-M	266	GLU	CD-OE2	6.47	1.32	1.25
3	5-M	266	GLU	CD-OE2	6.47	1.32	1.25
3	6-M	266	GLU	CD-OE2	6.47	1.32	1.25
3	7-M	266	GLU	CD-OE2	6.47	1.32	1.25
3	8-M	89	GLU	CD-OE1	6.47	1.32	1.25
3	9-M	89	GLU	CD-OE1	6.47	1.32	1.25
3	11-M	89	GLU	CD-OE1	6.47	1.32	1.25
3	12-M	89	GLU	CD-OE1	6.47	1.32	1.25
3	14-M	89	GLU	CD-OE1	6.47	1.32	1.25
3	16-M	89	GLU	CD-OE1	6.47	1.32	1.25
3	17-M	89	GLU	CD-OE1	6.47	1.32	1.25
3	20-M	89	GLU	CD-OE1	6.47	1.32	1.25
3	3-M	266	GLU	CD-OE2	6.43	1.32	1.25
3	1-M	319	GLU	CD-OE1	6.39	1.32	1.25
3	2-M	319	GLU	CD-OE1	6.39	1.32	1.25
3	4-M	319	GLU	CD-OE1	6.39	1.32	1.25
3	5-M	319	GLU	CD-OE1	6.39	1.32	1.25
3	6-M	319	GLU	CD-OE1	6.39	1.32	1.25
3	7-M	319	GLU	CD-OE1	6.39	1.32	1.25
3	3-M	802	GLU	CD-OE1	6.39	1.32	1.25
3	3-M	89	GLU	CD-OE1	6.38	1.32	1.25
3	3-M	319	GLU	CD-OE1	6.38	1.32	1.25
3	8-M	319	GLU	CD-OE1	6.38	1.32	1.25
3	9-M	319	GLU	CD-OE1	6.38	1.32	1.25
3	11-M	319	GLU	CD-OE1	6.38	1.32	1.25
3	12-M	319	GLU	CD-OE1	6.38	1.32	1.25
3	14-M	319	GLU	CD-OE1	6.38	1.32	1.25
3	16-M	319	GLU	CD-OE1	6.38	1.32	1.25
3	17-M	319	GLU	CD-OE1	6.38	1.32	1.25
3	20-M	319	GLU	CD-OE1	6.38	1.32	1.25
3	1-M	538	GLU	CD-OE2	-6.37	1.18	1.25
3	2-M	538	GLU	CD-OE2	-6.37	1.18	1.25
3	4-M	538	GLU	CD-OE2	-6.37	1.18	1.25
3	5-M	538	GLU	CD-OE2	-6.37	1.18	1.25

Continued on next page...

Continued from previous page...

Mol	Chain	Res	Type	Atoms	Z	Observed(Å)	Ideal(Å)
3	6-M	538	GLU	CD-OE2	-6.37	1.18	1.25
3	7-M	538	GLU	CD-OE2	-6.37	1.18	1.25
3	1-M	89	GLU	CD-OE1	6.37	1.32	1.25
3	2-M	89	GLU	CD-OE1	6.37	1.32	1.25
3	4-M	89	GLU	CD-OE1	6.37	1.32	1.25
3	4-M	802	GLU	CD-OE1	6.37	1.32	1.25
3	5-M	89	GLU	CD-OE1	6.37	1.32	1.25
3	6-M	89	GLU	CD-OE1	6.37	1.32	1.25
3	7-M	89	GLU	CD-OE1	6.37	1.32	1.25
3	9-M	802	GLU	CD-OE1	6.36	1.32	1.25
3	12-M	802	GLU	CD-OE1	6.35	1.32	1.25
3	10-M	319	GLU	CD-OE1	6.34	1.32	1.25
3	13-M	319	GLU	CD-OE1	6.34	1.32	1.25
3	15-M	319	GLU	CD-OE1	6.34	1.32	1.25
3	18-M	319	GLU	CD-OE1	6.34	1.32	1.25
3	19-M	319	GLU	CD-OE1	6.34	1.32	1.25
3	10-M	538	GLU	CD-OE2	-6.33	1.18	1.25
3	11-M	802	GLU	CD-OE1	6.33	1.32	1.25
3	13-M	538	GLU	CD-OE2	-6.33	1.18	1.25
3	15-M	538	GLU	CD-OE2	-6.33	1.18	1.25
3	18-M	538	GLU	CD-OE2	-6.33	1.18	1.25
3	19-M	538	GLU	CD-OE2	-6.33	1.18	1.25
3	20-M	802	GLU	CD-OE1	6.33	1.32	1.25
3	8-M	538	GLU	CD-OE2	-6.32	1.18	1.25
3	9-M	538	GLU	CD-OE2	-6.32	1.18	1.25
3	10-M	802	GLU	CD-OE1	6.32	1.32	1.25
3	11-M	538	GLU	CD-OE2	-6.32	1.18	1.25
3	12-M	538	GLU	CD-OE2	-6.32	1.18	1.25
3	14-M	538	GLU	CD-OE2	-6.32	1.18	1.25
3	16-M	538	GLU	CD-OE2	-6.32	1.18	1.25
3	17-M	538	GLU	CD-OE2	-6.32	1.18	1.25
3	20-M	538	GLU	CD-OE2	-6.32	1.18	1.25
3	17-M	802	GLU	CD-OE1	6.32	1.32	1.25
3	10-M	89	GLU	CD-OE1	6.31	1.32	1.25
3	13-M	89	GLU	CD-OE1	6.31	1.32	1.25
3	15-M	89	GLU	CD-OE1	6.31	1.32	1.25
3	18-M	89	GLU	CD-OE1	6.31	1.32	1.25
3	19-M	89	GLU	CD-OE1	6.31	1.32	1.25
3	18-M	802	GLU	CD-OE1	6.31	1.32	1.25
3	3-M	538	GLU	CD-OE2	-6.31	1.18	1.25
3	5-M	802	GLU	CD-OE1	6.30	1.32	1.25
3	6-M	802	GLU	CD-OE1	6.30	1.32	1.25

Continued on next page...

Continued from previous page...

Mol	Chain	Res	Type	Atoms	Z	Observed(Å)	Ideal(Å)
3	8-M	6	GLU	CD-OE1	6.29	1.32	1.25
3	9-M	6	GLU	CD-OE1	6.29	1.32	1.25
3	11-M	6	GLU	CD-OE1	6.29	1.32	1.25
3	12-M	6	GLU	CD-OE1	6.29	1.32	1.25
3	14-M	6	GLU	CD-OE1	6.29	1.32	1.25
3	16-M	6	GLU	CD-OE1	6.29	1.32	1.25
3	17-M	6	GLU	CD-OE1	6.29	1.32	1.25
3	20-M	6	GLU	CD-OE1	6.29	1.32	1.25
3	7-M	802	GLU	CD-OE1	6.29	1.32	1.25
3	14-M	802	GLU	CD-OE1	6.29	1.32	1.25
3	8-M	802	GLU	CD-OE1	6.28	1.32	1.25
3	1-M	802	GLU	CD-OE1	6.28	1.32	1.25
3	13-M	802	GLU	CD-OE1	6.28	1.32	1.25
3	19-M	802	GLU	CD-OE1	6.27	1.32	1.25
3	8-M	502	GLU	CD-OE2	6.26	1.32	1.25
3	9-M	502	GLU	CD-OE2	6.26	1.32	1.25
3	11-M	502	GLU	CD-OE2	6.26	1.32	1.25
3	12-M	502	GLU	CD-OE2	6.26	1.32	1.25
3	14-M	502	GLU	CD-OE2	6.26	1.32	1.25
3	15-M	802	GLU	CD-OE1	6.26	1.32	1.25
3	16-M	502	GLU	CD-OE2	6.26	1.32	1.25
3	17-M	502	GLU	CD-OE2	6.26	1.32	1.25
3	20-M	502	GLU	CD-OE2	6.26	1.32	1.25
3	7-M	805	ARG	C-N	-6.26	1.19	1.34
3	2-M	802	GLU	CD-OE1	6.25	1.32	1.25
3	10-M	502	GLU	CD-OE2	6.24	1.32	1.25
3	13-M	502	GLU	CD-OE2	6.24	1.32	1.25
3	15-M	502	GLU	CD-OE2	6.24	1.32	1.25
3	16-M	802	GLU	CD-OE1	6.24	1.32	1.25
3	18-M	502	GLU	CD-OE2	6.24	1.32	1.25
3	19-M	502	GLU	CD-OE2	6.24	1.32	1.25
3	10-M	6	GLU	CD-OE1	6.23	1.32	1.25
3	13-M	6	GLU	CD-OE1	6.23	1.32	1.25
3	15-M	6	GLU	CD-OE1	6.23	1.32	1.25
3	18-M	6	GLU	CD-OE1	6.23	1.32	1.25
3	19-M	6	GLU	CD-OE1	6.23	1.32	1.25
3	3-M	6	GLU	CD-OE1	6.22	1.32	1.25
3	1-M	502	GLU	CD-OE2	6.19	1.32	1.25
3	2-M	502	GLU	CD-OE2	6.19	1.32	1.25
3	4-M	502	GLU	CD-OE2	6.19	1.32	1.25
3	5-M	502	GLU	CD-OE2	6.19	1.32	1.25
3	6-M	502	GLU	CD-OE2	6.19	1.32	1.25

Continued on next page...

Continued from previous page...

Mol	Chain	Res	Type	Atoms	Z	Observed(Å)	Ideal(Å)
3	7-M	502	GLU	CD-OE2	6.19	1.32	1.25
3	1-M	6	GLU	CD-OE1	6.18	1.32	1.25
3	2-M	6	GLU	CD-OE1	6.18	1.32	1.25
3	4-M	6	GLU	CD-OE1	6.18	1.32	1.25
3	5-M	6	GLU	CD-OE1	6.18	1.32	1.25
3	6-M	6	GLU	CD-OE1	6.18	1.32	1.25
3	7-M	6	GLU	CD-OE1	6.18	1.32	1.25
3	10-M	99	GLU	CD-OE2	6.17	1.32	1.25
3	13-M	99	GLU	CD-OE2	6.17	1.32	1.25
3	15-M	99	GLU	CD-OE2	6.17	1.32	1.25
3	18-M	99	GLU	CD-OE2	6.17	1.32	1.25
3	19-M	99	GLU	CD-OE2	6.17	1.32	1.25
3	1-M	99	GLU	CD-OE2	6.16	1.32	1.25
3	2-M	99	GLU	CD-OE2	6.16	1.32	1.25
3	4-M	99	GLU	CD-OE2	6.16	1.32	1.25
3	5-M	99	GLU	CD-OE2	6.16	1.32	1.25
3	6-M	99	GLU	CD-OE2	6.16	1.32	1.25
3	7-M	99	GLU	CD-OE2	6.16	1.32	1.25
3	1-M	605	GLU	CD-OE1	6.16	1.32	1.25
3	2-M	605	GLU	CD-OE1	6.16	1.32	1.25
3	4-M	605	GLU	CD-OE1	6.16	1.32	1.25
3	5-M	605	GLU	CD-OE1	6.16	1.32	1.25
3	6-M	605	GLU	CD-OE1	6.16	1.32	1.25
3	7-M	605	GLU	CD-OE1	6.16	1.32	1.25
3	17-M	808	GLU	CD-OE1	6.16	1.32	1.25
3	8-M	808	GLU	CD-OE1	6.15	1.32	1.25
3	2-M	808	GLU	CD-OE1	6.14	1.32	1.25
3	1-M	808	GLU	CD-OE1	6.13	1.32	1.25
3	10-M	605	GLU	CD-OE1	6.12	1.32	1.25
3	13-M	605	GLU	CD-OE1	6.12	1.32	1.25
3	15-M	605	GLU	CD-OE1	6.12	1.32	1.25
3	18-M	605	GLU	CD-OE1	6.12	1.32	1.25
3	19-M	605	GLU	CD-OE1	6.12	1.32	1.25
3	3-M	502	GLU	CD-OE2	6.12	1.32	1.25
3	11-M	808	GLU	CD-OE1	6.11	1.32	1.25
3	6-M	808	GLU	CD-OE1	6.11	1.32	1.25
3	10-M	808	GLU	CD-OE1	6.11	1.32	1.25
3	8-M	605	GLU	CD-OE1	6.11	1.32	1.25
3	9-M	605	GLU	CD-OE1	6.11	1.32	1.25
3	11-M	605	GLU	CD-OE1	6.11	1.32	1.25
3	12-M	605	GLU	CD-OE1	6.11	1.32	1.25
3	14-M	605	GLU	CD-OE1	6.11	1.32	1.25

Continued on next page...

Continued from previous page...

Mol	Chain	Res	Type	Atoms	Z	Observed(Å)	Ideal(Å)
3	16-M	605	GLU	CD-OE1	6.11	1.32	1.25
3	17-M	605	GLU	CD-OE1	6.11	1.32	1.25
3	20-M	605	GLU	CD-OE1	6.11	1.32	1.25
3	3-M	605	GLU	CD-OE1	6.10	1.32	1.25
3	20-M	808	GLU	CD-OE1	6.10	1.32	1.25
3	8-M	99	GLU	CD-OE2	6.09	1.32	1.25
3	9-M	99	GLU	CD-OE2	6.09	1.32	1.25
3	11-M	99	GLU	CD-OE2	6.09	1.32	1.25
3	12-M	99	GLU	CD-OE2	6.09	1.32	1.25
3	14-M	99	GLU	CD-OE2	6.09	1.32	1.25
3	16-M	99	GLU	CD-OE2	6.09	1.32	1.25
3	17-M	99	GLU	CD-OE2	6.09	1.32	1.25
3	20-M	99	GLU	CD-OE2	6.09	1.32	1.25
3	7-M	808	GLU	CD-OE1	6.09	1.32	1.25
3	12-M	808	GLU	CD-OE1	6.09	1.32	1.25
3	16-M	808	GLU	CD-OE1	6.09	1.32	1.25
3	18-M	808	GLU	CD-OE1	6.09	1.32	1.25
3	5-M	808	GLU	CD-OE1	6.09	1.32	1.25
3	3-M	509	GLU	CD-OE1	6.08	1.32	1.25
3	3-M	808	GLU	CD-OE1	6.08	1.32	1.25
3	13-M	808	GLU	CD-OE1	6.08	1.32	1.25
3	15-M	808	GLU	CD-OE1	6.07	1.32	1.25
3	14-M	808	GLU	CD-OE1	6.07	1.32	1.25
3	1-M	509	GLU	CD-OE1	6.06	1.32	1.25
3	2-M	509	GLU	CD-OE1	6.06	1.32	1.25
3	4-M	509	GLU	CD-OE1	6.06	1.32	1.25
3	5-M	509	GLU	CD-OE1	6.06	1.32	1.25
3	6-M	509	GLU	CD-OE1	6.06	1.32	1.25
3	7-M	509	GLU	CD-OE1	6.06	1.32	1.25
3	10-M	509	GLU	CD-OE1	6.06	1.32	1.25
3	13-M	509	GLU	CD-OE1	6.06	1.32	1.25
3	15-M	509	GLU	CD-OE1	6.06	1.32	1.25
3	18-M	509	GLU	CD-OE1	6.06	1.32	1.25
3	19-M	509	GLU	CD-OE1	6.06	1.32	1.25
3	9-M	808	GLU	CD-OE1	6.04	1.32	1.25
3	4-M	808	GLU	CD-OE1	6.03	1.32	1.25
3	19-M	808	GLU	CD-OE1	6.03	1.32	1.25
3	3-M	99	GLU	CD-OE2	6.02	1.32	1.25
3	20-M	785	GLU	CD-OE2	5.97	1.32	1.25
3	3-M	785	GLU	CD-OE2	5.94	1.32	1.25
3	11-M	785	GLU	CD-OE2	5.94	1.32	1.25
3	14-M	785	GLU	CD-OE2	5.93	1.32	1.25

Continued on next page...

Continued from previous page...

Mol	Chain	Res	Type	Atoms	Z	Observed(Å)	Ideal(Å)
3	8-M	785	GLU	CD-OE2	5.91	1.32	1.25
3	8-M	509	GLU	CD-OE1	5.90	1.32	1.25
3	9-M	509	GLU	CD-OE1	5.90	1.32	1.25
3	11-M	509	GLU	CD-OE1	5.90	1.32	1.25
3	12-M	509	GLU	CD-OE1	5.90	1.32	1.25
3	14-M	509	GLU	CD-OE1	5.90	1.32	1.25
3	16-M	509	GLU	CD-OE1	5.90	1.32	1.25
3	17-M	509	GLU	CD-OE1	5.90	1.32	1.25
3	20-M	509	GLU	CD-OE1	5.90	1.32	1.25
3	8-M	540	CYS	CB-SG	-5.89	1.72	1.81
3	9-M	540	CYS	CB-SG	-5.89	1.72	1.81
3	11-M	540	CYS	CB-SG	-5.89	1.72	1.81
3	12-M	540	CYS	CB-SG	-5.89	1.72	1.81
3	14-M	540	CYS	CB-SG	-5.89	1.72	1.81
3	16-M	540	CYS	CB-SG	-5.89	1.72	1.81
3	17-M	540	CYS	CB-SG	-5.89	1.72	1.81
3	20-M	540	CYS	CB-SG	-5.89	1.72	1.81
3	17-M	785	GLU	CD-OE2	5.89	1.32	1.25
3	16-M	785	GLU	CD-OE2	5.89	1.32	1.25
3	9-M	785	GLU	CD-OE2	5.89	1.32	1.25
3	15-M	785	GLU	CD-OE2	5.88	1.32	1.25
3	10-M	540	CYS	CB-SG	-5.86	1.72	1.81
3	13-M	540	CYS	CB-SG	-5.86	1.72	1.81
3	15-M	540	CYS	CB-SG	-5.86	1.72	1.81
3	18-M	540	CYS	CB-SG	-5.86	1.72	1.81
3	19-M	540	CYS	CB-SG	-5.86	1.72	1.81
3	1-M	540	CYS	CB-SG	-5.85	1.72	1.81
3	2-M	540	CYS	CB-SG	-5.85	1.72	1.81
3	4-M	540	CYS	CB-SG	-5.85	1.72	1.81
3	5-M	540	CYS	CB-SG	-5.85	1.72	1.81
3	6-M	540	CYS	CB-SG	-5.85	1.72	1.81
3	7-M	540	CYS	CB-SG	-5.85	1.72	1.81
3	12-M	785	GLU	CD-OE2	5.84	1.32	1.25
3	1-M	329	GLU	CD-OE1	5.84	1.32	1.25
3	2-M	329	GLU	CD-OE1	5.84	1.32	1.25
3	4-M	329	GLU	CD-OE1	5.84	1.32	1.25
3	5-M	329	GLU	CD-OE1	5.84	1.32	1.25
3	6-M	329	GLU	CD-OE1	5.84	1.32	1.25
3	7-M	329	GLU	CD-OE1	5.84	1.32	1.25
3	18-M	785	GLU	CD-OE2	5.82	1.32	1.25
3	3-M	540	CYS	CB-SG	-5.81	1.72	1.81
3	19-M	785	GLU	CD-OE2	5.78	1.32	1.25

Continued on next page...

Continued from previous page...

Mol	Chain	Res	Type	Atoms	Z	Observed(Å)	Ideal(Å)
3	7-M	785	GLU	CD-OE2	5.77	1.31	1.25
3	1-M	785	GLU	CD-OE2	5.77	1.31	1.25
3	10-M	785	GLU	CD-OE2	5.76	1.31	1.25
3	1-M	499	GLU	CD-OE2	5.76	1.31	1.25
3	2-M	499	GLU	CD-OE2	5.76	1.31	1.25
3	4-M	499	GLU	CD-OE2	5.76	1.31	1.25
3	5-M	499	GLU	CD-OE2	5.76	1.31	1.25
3	6-M	499	GLU	CD-OE2	5.76	1.31	1.25
3	7-M	499	GLU	CD-OE2	5.76	1.31	1.25
3	13-M	785	GLU	CD-OE2	5.76	1.31	1.25
3	10-M	329	GLU	CD-OE1	5.76	1.31	1.25
3	13-M	329	GLU	CD-OE1	5.76	1.31	1.25
3	15-M	329	GLU	CD-OE1	5.76	1.31	1.25
3	18-M	329	GLU	CD-OE1	5.76	1.31	1.25
3	19-M	329	GLU	CD-OE1	5.76	1.31	1.25
3	3-M	476	GLU	CD-OE2	-5.76	1.19	1.25
3	3-M	499	GLU	CD-OE2	5.74	1.31	1.25
3	10-M	476	GLU	CD-OE2	-5.74	1.19	1.25
3	13-M	476	GLU	CD-OE2	-5.74	1.19	1.25
3	15-M	476	GLU	CD-OE2	-5.74	1.19	1.25
3	18-M	476	GLU	CD-OE2	-5.74	1.19	1.25
3	19-M	476	GLU	CD-OE2	-5.74	1.19	1.25
3	3-M	329	GLU	CD-OE1	5.73	1.31	1.25
3	4-M	785	GLU	CD-OE2	5.73	1.31	1.25
3	6-M	785	GLU	CD-OE2	5.72	1.31	1.25
3	8-M	499	GLU	CD-OE2	5.72	1.31	1.25
3	9-M	499	GLU	CD-OE2	5.72	1.31	1.25
3	11-M	499	GLU	CD-OE2	5.72	1.31	1.25
3	12-M	499	GLU	CD-OE2	5.72	1.31	1.25
3	14-M	499	GLU	CD-OE2	5.72	1.31	1.25
3	16-M	499	GLU	CD-OE2	5.72	1.31	1.25
3	17-M	499	GLU	CD-OE2	5.72	1.31	1.25
3	20-M	499	GLU	CD-OE2	5.72	1.31	1.25
3	2-M	785	GLU	CD-OE2	5.70	1.31	1.25
3	8-M	329	GLU	CD-OE1	5.70	1.31	1.25
3	9-M	329	GLU	CD-OE1	5.70	1.31	1.25
3	11-M	329	GLU	CD-OE1	5.70	1.31	1.25
3	12-M	329	GLU	CD-OE1	5.70	1.31	1.25
3	14-M	329	GLU	CD-OE1	5.70	1.31	1.25
3	16-M	329	GLU	CD-OE1	5.70	1.31	1.25
3	17-M	329	GLU	CD-OE1	5.70	1.31	1.25
3	20-M	329	GLU	CD-OE1	5.70	1.31	1.25

Continued on next page...

Continued from previous page...

Mol	Chain	Res	Type	Atoms	Z	Observed(Å)	Ideal(Å)
3	1-M	476	GLU	CD-OE2	-5.69	1.19	1.25
3	2-M	476	GLU	CD-OE2	-5.69	1.19	1.25
3	4-M	476	GLU	CD-OE2	-5.69	1.19	1.25
3	5-M	476	GLU	CD-OE2	-5.69	1.19	1.25
3	6-M	476	GLU	CD-OE2	-5.69	1.19	1.25
3	7-M	476	GLU	CD-OE2	-5.69	1.19	1.25
3	8-M	230	GLU	CD-OE2	5.69	1.31	1.25
3	9-M	230	GLU	CD-OE2	5.69	1.31	1.25
3	11-M	230	GLU	CD-OE2	5.69	1.31	1.25
3	12-M	230	GLU	CD-OE2	5.69	1.31	1.25
3	14-M	230	GLU	CD-OE2	5.69	1.31	1.25
3	16-M	230	GLU	CD-OE2	5.69	1.31	1.25
3	17-M	230	GLU	CD-OE2	5.69	1.31	1.25
3	20-M	230	GLU	CD-OE2	5.69	1.31	1.25
3	8-M	476	GLU	CD-OE2	-5.68	1.19	1.25
3	9-M	476	GLU	CD-OE2	-5.68	1.19	1.25
3	11-M	476	GLU	CD-OE2	-5.68	1.19	1.25
3	12-M	476	GLU	CD-OE2	-5.68	1.19	1.25
3	14-M	476	GLU	CD-OE2	-5.68	1.19	1.25
3	16-M	476	GLU	CD-OE2	-5.68	1.19	1.25
3	17-M	476	GLU	CD-OE2	-5.68	1.19	1.25
3	20-M	476	GLU	CD-OE2	-5.68	1.19	1.25
3	5-M	785	GLU	CD-OE2	5.68	1.31	1.25
3	10-M	230	GLU	CD-OE2	5.67	1.31	1.25
3	13-M	230	GLU	CD-OE2	5.67	1.31	1.25
3	15-M	230	GLU	CD-OE2	5.67	1.31	1.25
3	18-M	230	GLU	CD-OE2	5.67	1.31	1.25
3	19-M	230	GLU	CD-OE2	5.67	1.31	1.25
3	10-M	687	GLU	CD-OE1	5.64	1.31	1.25
3	13-M	687	GLU	CD-OE1	5.64	1.31	1.25
3	15-M	687	GLU	CD-OE1	5.64	1.31	1.25
3	18-M	687	GLU	CD-OE1	5.64	1.31	1.25
3	19-M	687	GLU	CD-OE1	5.64	1.31	1.25
3	3-M	527	GLU	CD-OE1	5.63	1.31	1.25
3	10-M	527	GLU	CD-OE1	5.63	1.31	1.25
3	13-M	527	GLU	CD-OE1	5.63	1.31	1.25
3	15-M	527	GLU	CD-OE1	5.63	1.31	1.25
3	18-M	527	GLU	CD-OE1	5.63	1.31	1.25
3	19-M	527	GLU	CD-OE1	5.63	1.31	1.25
3	8-M	687	GLU	CD-OE1	5.63	1.31	1.25
3	9-M	687	GLU	CD-OE1	5.63	1.31	1.25
3	11-M	687	GLU	CD-OE1	5.63	1.31	1.25

Continued on next page...

Continued from previous page...

Mol	Chain	Res	Type	Atoms	Z	Observed(Å)	Ideal(Å)
3	12-M	687	GLU	CD-OE1	5.63	1.31	1.25
3	14-M	687	GLU	CD-OE1	5.63	1.31	1.25
3	16-M	687	GLU	CD-OE1	5.63	1.31	1.25
3	17-M	687	GLU	CD-OE1	5.63	1.31	1.25
3	20-M	687	GLU	CD-OE1	5.63	1.31	1.25
3	8-M	527	GLU	CD-OE1	5.62	1.31	1.25
3	9-M	527	GLU	CD-OE1	5.62	1.31	1.25
3	11-M	527	GLU	CD-OE1	5.62	1.31	1.25
3	12-M	527	GLU	CD-OE1	5.62	1.31	1.25
3	14-M	527	GLU	CD-OE1	5.62	1.31	1.25
3	16-M	527	GLU	CD-OE1	5.62	1.31	1.25
3	17-M	527	GLU	CD-OE1	5.62	1.31	1.25
3	20-M	527	GLU	CD-OE1	5.62	1.31	1.25
3	10-M	499	GLU	CD-OE2	5.62	1.31	1.25
3	13-M	499	GLU	CD-OE2	5.62	1.31	1.25
3	15-M	499	GLU	CD-OE2	5.62	1.31	1.25
3	18-M	499	GLU	CD-OE2	5.62	1.31	1.25
3	19-M	499	GLU	CD-OE2	5.62	1.31	1.25
2	14-C	6	GLU	CD-OE2	5.61	1.31	1.25
3	1-M	687	GLU	CD-OE1	5.61	1.31	1.25
3	2-M	687	GLU	CD-OE1	5.61	1.31	1.25
3	4-M	687	GLU	CD-OE1	5.61	1.31	1.25
3	5-M	687	GLU	CD-OE1	5.61	1.31	1.25
3	6-M	687	GLU	CD-OE1	5.61	1.31	1.25
3	7-M	687	GLU	CD-OE1	5.61	1.31	1.25
3	10-M	479	CYS	CB-SG	-5.61	1.72	1.81
3	13-M	479	CYS	CB-SG	-5.61	1.72	1.81
3	15-M	479	CYS	CB-SG	-5.61	1.72	1.81
3	18-M	479	CYS	CB-SG	-5.61	1.72	1.81
3	19-M	479	CYS	CB-SG	-5.61	1.72	1.81
3	10-M	468	GLU	CD-OE1	5.59	1.31	1.25
3	13-M	468	GLU	CD-OE1	5.59	1.31	1.25
3	15-M	468	GLU	CD-OE1	5.59	1.31	1.25
3	18-M	468	GLU	CD-OE1	5.59	1.31	1.25
3	19-M	468	GLU	CD-OE1	5.59	1.31	1.25
2	8-C	6	GLU	CD-OE2	5.59	1.31	1.25
2	20-C	6	GLU	CD-OE2	5.59	1.31	1.25
3	1-M	479	CYS	CB-SG	-5.58	1.72	1.81
3	2-M	479	CYS	CB-SG	-5.58	1.72	1.81
3	4-M	479	CYS	CB-SG	-5.58	1.72	1.81
3	5-M	479	CYS	CB-SG	-5.58	1.72	1.81
3	6-M	479	CYS	CB-SG	-5.58	1.72	1.81

Continued on next page...

Continued from previous page...

Mol	Chain	Res	Type	Atoms	Z	Observed(Å)	Ideal(Å)
3	7-M	479	CYS	CB-SG	-5.58	1.72	1.81
2	19-C	6	GLU	CD-OE2	5.58	1.31	1.25
3	3-M	597	GLU	CD-OE1	5.58	1.31	1.25
3	1-M	74	GLU	CD-OE2	5.57	1.31	1.25
3	2-M	74	GLU	CD-OE2	5.57	1.31	1.25
3	4-M	74	GLU	CD-OE2	5.57	1.31	1.25
3	5-M	74	GLU	CD-OE2	5.57	1.31	1.25
3	6-M	74	GLU	CD-OE2	5.57	1.31	1.25
3	7-M	74	GLU	CD-OE2	5.57	1.31	1.25
3	1-M	527	GLU	CD-OE1	5.57	1.31	1.25
3	2-M	527	GLU	CD-OE1	5.57	1.31	1.25
3	4-M	527	GLU	CD-OE1	5.57	1.31	1.25
3	5-M	527	GLU	CD-OE1	5.57	1.31	1.25
3	6-M	527	GLU	CD-OE1	5.57	1.31	1.25
3	7-M	527	GLU	CD-OE1	5.57	1.31	1.25
3	8-M	597	GLU	CD-OE1	5.57	1.31	1.25
3	9-M	597	GLU	CD-OE1	5.57	1.31	1.25
2	11-C	6	GLU	CD-OE2	5.57	1.31	1.25
3	11-M	597	GLU	CD-OE1	5.57	1.31	1.25
3	12-M	597	GLU	CD-OE1	5.57	1.31	1.25
3	14-M	597	GLU	CD-OE1	5.57	1.31	1.25
3	16-M	597	GLU	CD-OE1	5.57	1.31	1.25
3	17-M	597	GLU	CD-OE1	5.57	1.31	1.25
3	20-M	597	GLU	CD-OE1	5.57	1.31	1.25
3	3-M	687	GLU	CD-OE1	5.56	1.31	1.25
2	13-C	6	GLU	CD-OE2	5.56	1.31	1.25
2	17-C	6	GLU	CD-OE2	5.55	1.31	1.25
3	8-M	479	CYS	CB-SG	-5.55	1.72	1.81
3	9-M	479	CYS	CB-SG	-5.55	1.72	1.81
3	11-M	479	CYS	CB-SG	-5.55	1.72	1.81
3	12-M	479	CYS	CB-SG	-5.55	1.72	1.81
3	14-M	479	CYS	CB-SG	-5.55	1.72	1.81
3	16-M	479	CYS	CB-SG	-5.55	1.72	1.81
3	17-M	479	CYS	CB-SG	-5.55	1.72	1.81
3	20-M	479	CYS	CB-SG	-5.55	1.72	1.81
3	8-M	506	GLU	CD-OE2	5.55	1.31	1.25
3	9-M	506	GLU	CD-OE2	5.55	1.31	1.25
3	11-M	506	GLU	CD-OE2	5.55	1.31	1.25
3	12-M	506	GLU	CD-OE2	5.55	1.31	1.25
3	14-M	506	GLU	CD-OE2	5.55	1.31	1.25
3	16-M	506	GLU	CD-OE2	5.55	1.31	1.25
3	17-M	506	GLU	CD-OE2	5.55	1.31	1.25

Continued on next page...

Continued from previous page...

Mol	Chain	Res	Type	Atoms	Z	Observed(Å)	Ideal(Å)
3	20-M	506	GLU	CD-OE2	5.55	1.31	1.25
2	12-C	6	GLU	CD-OE2	5.54	1.31	1.25
2	18-C	6	GLU	CD-OE2	5.54	1.31	1.25
3	1-M	597	GLU	CD-OE1	5.54	1.31	1.25
3	2-M	597	GLU	CD-OE1	5.54	1.31	1.25
3	4-M	597	GLU	CD-OE1	5.54	1.31	1.25
3	5-M	597	GLU	CD-OE1	5.54	1.31	1.25
3	6-M	597	GLU	CD-OE1	5.54	1.31	1.25
3	7-M	597	GLU	CD-OE1	5.54	1.31	1.25
2	10-C	6	GLU	CD-OE2	5.53	1.31	1.25
3	10-M	597	GLU	CD-OE1	5.53	1.31	1.25
3	13-M	597	GLU	CD-OE1	5.53	1.31	1.25
3	15-M	597	GLU	CD-OE1	5.53	1.31	1.25
3	18-M	597	GLU	CD-OE1	5.53	1.31	1.25
3	19-M	597	GLU	CD-OE1	5.53	1.31	1.25
2	9-C	6	GLU	CD-OE2	5.52	1.31	1.25
3	3-M	479	CYS	CB-SG	-5.52	1.72	1.81
3	8-M	74	GLU	CD-OE2	5.52	1.31	1.25
3	9-M	74	GLU	CD-OE2	5.52	1.31	1.25
3	11-M	74	GLU	CD-OE2	5.52	1.31	1.25
3	12-M	74	GLU	CD-OE2	5.52	1.31	1.25
3	14-M	74	GLU	CD-OE2	5.52	1.31	1.25
3	16-M	74	GLU	CD-OE2	5.52	1.31	1.25
3	17-M	74	GLU	CD-OE2	5.52	1.31	1.25
3	20-M	74	GLU	CD-OE2	5.52	1.31	1.25
3	3-M	373	GLU	CD-OE1	5.51	1.31	1.25
3	3-M	230	GLU	CD-OE2	5.51	1.31	1.25
3	1-M	468	GLU	CD-OE1	5.50	1.31	1.25
3	2-M	468	GLU	CD-OE1	5.50	1.31	1.25
3	4-M	468	GLU	CD-OE1	5.50	1.31	1.25
3	5-M	468	GLU	CD-OE1	5.50	1.31	1.25
3	6-M	468	GLU	CD-OE1	5.50	1.31	1.25
3	7-M	468	GLU	CD-OE1	5.50	1.31	1.25
3	8-M	468	GLU	CD-OE1	5.50	1.31	1.25
3	9-M	468	GLU	CD-OE1	5.50	1.31	1.25
3	11-M	468	GLU	CD-OE1	5.50	1.31	1.25
3	12-M	468	GLU	CD-OE1	5.50	1.31	1.25
3	14-M	468	GLU	CD-OE1	5.50	1.31	1.25
3	16-M	468	GLU	CD-OE1	5.50	1.31	1.25
3	17-M	468	GLU	CD-OE1	5.50	1.31	1.25
3	20-M	468	GLU	CD-OE1	5.50	1.31	1.25
3	3-M	74	GLU	CD-OE2	5.50	1.31	1.25

Continued on next page...

Continued from previous page...

Mol	Chain	Res	Type	Atoms	Z	Observed(Å)	Ideal(Å)
2	15-C	6	GLU	CD-OE2	5.50	1.31	1.25
2	6-C	6	GLU	CD-OE2	5.49	1.31	1.25
3	3-M	219	GLU	CD-OE1	5.49	1.31	1.25
3	1-M	230	GLU	CD-OE2	5.48	1.31	1.25
3	1-M	373	GLU	CD-OE1	5.48	1.31	1.25
3	2-M	230	GLU	CD-OE2	5.48	1.31	1.25
3	2-M	373	GLU	CD-OE1	5.48	1.31	1.25
3	4-M	230	GLU	CD-OE2	5.48	1.31	1.25
3	4-M	373	GLU	CD-OE1	5.48	1.31	1.25
3	5-M	230	GLU	CD-OE2	5.48	1.31	1.25
3	5-M	373	GLU	CD-OE1	5.48	1.31	1.25
3	6-M	230	GLU	CD-OE2	5.48	1.31	1.25
3	6-M	373	GLU	CD-OE1	5.48	1.31	1.25
3	7-M	230	GLU	CD-OE2	5.48	1.31	1.25
3	7-M	373	GLU	CD-OE1	5.48	1.31	1.25
3	8-M	219	GLU	CD-OE1	5.48	1.31	1.25
3	9-M	219	GLU	CD-OE1	5.48	1.31	1.25
3	11-M	219	GLU	CD-OE1	5.48	1.31	1.25
3	12-M	219	GLU	CD-OE1	5.48	1.31	1.25
3	14-M	219	GLU	CD-OE1	5.48	1.31	1.25
3	16-M	219	GLU	CD-OE1	5.48	1.31	1.25
3	17-M	219	GLU	CD-OE1	5.48	1.31	1.25
3	20-M	219	GLU	CD-OE1	5.48	1.31	1.25
3	10-M	506	GLU	CD-OE2	5.48	1.31	1.25
3	13-M	506	GLU	CD-OE2	5.48	1.31	1.25
3	15-M	506	GLU	CD-OE2	5.48	1.31	1.25
3	18-M	506	GLU	CD-OE2	5.48	1.31	1.25
3	19-M	506	GLU	CD-OE2	5.48	1.31	1.25
2	3-C	6	GLU	CD-OE2	5.47	1.31	1.25
3	10-M	74	GLU	CD-OE2	5.47	1.31	1.25
3	13-M	74	GLU	CD-OE2	5.47	1.31	1.25
3	15-M	74	GLU	CD-OE2	5.47	1.31	1.25
3	18-M	74	GLU	CD-OE2	5.47	1.31	1.25
3	19-M	74	GLU	CD-OE2	5.47	1.31	1.25
3	3-M	468	GLU	CD-OE1	5.47	1.31	1.25
3	3-M	506	GLU	CD-OE2	5.46	1.31	1.25
2	7-C	6	GLU	CD-OE2	5.46	1.31	1.25
3	8-M	373	GLU	CD-OE1	5.46	1.31	1.25
3	9-M	373	GLU	CD-OE1	5.46	1.31	1.25
3	11-M	373	GLU	CD-OE1	5.46	1.31	1.25
3	12-M	373	GLU	CD-OE1	5.46	1.31	1.25
3	14-M	373	GLU	CD-OE1	5.46	1.31	1.25

Continued on next page...

Continued from previous page...

Mol	Chain	Res	Type	Atoms	Z	Observed(Å)	Ideal(Å)
2	16-C	6	GLU	CD-OE2	5.46	1.31	1.25
3	16-M	373	GLU	CD-OE1	5.46	1.31	1.25
3	17-M	373	GLU	CD-OE1	5.46	1.31	1.25
3	20-M	373	GLU	CD-OE1	5.46	1.31	1.25
2	2-C	6	GLU	CD-OE2	5.46	1.31	1.25
3	10-M	373	GLU	CD-OE1	5.46	1.31	1.25
3	13-M	373	GLU	CD-OE1	5.46	1.31	1.25
3	15-M	373	GLU	CD-OE1	5.46	1.31	1.25
3	18-M	373	GLU	CD-OE1	5.46	1.31	1.25
3	19-M	373	GLU	CD-OE1	5.46	1.31	1.25
2	5-C	6	GLU	CD-OE2	5.44	1.31	1.25
3	1-M	298	GLU	CD-OE2	5.44	1.31	1.25
3	2-M	298	GLU	CD-OE2	5.44	1.31	1.25
3	4-M	298	GLU	CD-OE2	5.44	1.31	1.25
3	5-M	298	GLU	CD-OE2	5.44	1.31	1.25
3	6-M	298	GLU	CD-OE2	5.44	1.31	1.25
3	7-M	298	GLU	CD-OE2	5.44	1.31	1.25
3	1-M	219	GLU	CD-OE1	5.43	1.31	1.25
3	2-M	219	GLU	CD-OE1	5.43	1.31	1.25
3	4-M	219	GLU	CD-OE1	5.43	1.31	1.25
3	5-M	219	GLU	CD-OE1	5.43	1.31	1.25
3	6-M	219	GLU	CD-OE1	5.43	1.31	1.25
3	7-M	219	GLU	CD-OE1	5.43	1.31	1.25
2	1-C	6	GLU	CD-OE2	5.42	1.31	1.25
3	1-M	506	GLU	CD-OE2	5.42	1.31	1.25
3	2-M	506	GLU	CD-OE2	5.42	1.31	1.25
3	4-M	506	GLU	CD-OE2	5.42	1.31	1.25
3	5-M	506	GLU	CD-OE2	5.42	1.31	1.25
3	6-M	506	GLU	CD-OE2	5.42	1.31	1.25
3	7-M	506	GLU	CD-OE2	5.42	1.31	1.25
3	3-M	298	GLU	CD-OE2	5.41	1.31	1.25
2	4-C	6	GLU	CD-OE2	5.41	1.31	1.25
3	1-M	21	GLU	CD-OE2	5.41	1.31	1.25
3	2-M	21	GLU	CD-OE2	5.41	1.31	1.25
3	4-M	21	GLU	CD-OE2	5.41	1.31	1.25
3	5-M	21	GLU	CD-OE2	5.41	1.31	1.25
3	6-M	21	GLU	CD-OE2	5.41	1.31	1.25
3	7-M	21	GLU	CD-OE2	5.41	1.31	1.25
3	3-M	777	GLU	CD-OE2	5.36	1.31	1.25
3	12-M	777	GLU	CD-OE2	5.36	1.31	1.25
3	10-M	527	GLU	CD-OE2	-5.35	1.19	1.25
3	13-M	527	GLU	CD-OE2	-5.35	1.19	1.25

Continued on next page...

Continued from previous page...

Mol	Chain	Res	Type	Atoms	Z	Observed(Å)	Ideal(Å)
3	15-M	527	GLU	CD-OE2	-5.35	1.19	1.25
3	18-M	527	GLU	CD-OE2	-5.35	1.19	1.25
3	19-M	527	GLU	CD-OE2	-5.35	1.19	1.25
3	1-M	777	GLU	CD-OE2	5.33	1.31	1.25
3	10-M	21	GLU	CD-OE2	5.33	1.31	1.25
3	13-M	21	GLU	CD-OE2	5.33	1.31	1.25
3	15-M	21	GLU	CD-OE2	5.33	1.31	1.25
3	18-M	21	GLU	CD-OE2	5.33	1.31	1.25
3	19-M	21	GLU	CD-OE2	5.33	1.31	1.25
3	6-M	777	GLU	CD-OE2	5.33	1.31	1.25
3	14-M	777	GLU	CD-OE2	5.33	1.31	1.25
3	10-M	298	GLU	CD-OE2	5.32	1.31	1.25
3	13-M	298	GLU	CD-OE2	5.32	1.31	1.25
3	15-M	298	GLU	CD-OE2	5.32	1.31	1.25
3	18-M	298	GLU	CD-OE2	5.32	1.31	1.25
3	19-M	298	GLU	CD-OE2	5.32	1.31	1.25
3	5-M	777	GLU	CD-OE2	5.32	1.31	1.25
3	3-M	21	GLU	CD-OE2	5.32	1.31	1.25
3	3-M	527	GLU	CD-OE2	-5.32	1.19	1.25
3	8-M	282	GLU	CD-OE1	5.31	1.31	1.25
3	9-M	282	GLU	CD-OE1	5.31	1.31	1.25
3	11-M	282	GLU	CD-OE1	5.31	1.31	1.25
3	12-M	282	GLU	CD-OE1	5.31	1.31	1.25
3	14-M	282	GLU	CD-OE1	5.31	1.31	1.25
3	16-M	282	GLU	CD-OE1	5.31	1.31	1.25
3	17-M	282	GLU	CD-OE1	5.31	1.31	1.25
3	20-M	282	GLU	CD-OE1	5.31	1.31	1.25
3	10-M	777	GLU	CD-OE2	5.30	1.31	1.25
3	2-M	777	GLU	CD-OE2	5.29	1.31	1.25
3	7-M	777	GLU	CD-OE2	5.29	1.31	1.25
3	16-M	777	GLU	CD-OE2	5.29	1.31	1.25
3	1-M	282	GLU	CD-OE1	5.28	1.31	1.25
3	2-M	282	GLU	CD-OE1	5.28	1.31	1.25
3	4-M	282	GLU	CD-OE1	5.28	1.31	1.25
3	5-M	282	GLU	CD-OE1	5.28	1.31	1.25
3	6-M	282	GLU	CD-OE1	5.28	1.31	1.25
3	7-M	282	GLU	CD-OE1	5.28	1.31	1.25
3	10-M	65	GLU	CD-OE1	5.27	1.31	1.25
3	13-M	65	GLU	CD-OE1	5.27	1.31	1.25
3	15-M	65	GLU	CD-OE1	5.27	1.31	1.25
3	18-M	65	GLU	CD-OE1	5.27	1.31	1.25
3	19-M	65	GLU	CD-OE1	5.27	1.31	1.25

Continued on next page...

Continued from previous page...

Mol	Chain	Res	Type	Atoms	Z	Observed(Å)	Ideal(Å)
3	8-M	777	GLU	CD-OE2	5.26	1.31	1.25
3	11-M	777	GLU	CD-OE2	5.26	1.31	1.25
3	17-M	777	GLU	CD-OE2	5.26	1.31	1.25
3	20-M	777	GLU	CD-OE2	5.26	1.31	1.25
3	8-M	298	GLU	CD-OE2	5.26	1.31	1.25
3	9-M	298	GLU	CD-OE2	5.26	1.31	1.25
3	11-M	298	GLU	CD-OE2	5.26	1.31	1.25
3	12-M	298	GLU	CD-OE2	5.26	1.31	1.25
3	14-M	298	GLU	CD-OE2	5.26	1.31	1.25
3	16-M	298	GLU	CD-OE2	5.26	1.31	1.25
3	17-M	298	GLU	CD-OE2	5.26	1.31	1.25
3	18-M	777	GLU	CD-OE2	5.26	1.31	1.25
3	20-M	298	GLU	CD-OE2	5.26	1.31	1.25
3	10-M	219	GLU	CD-OE1	5.25	1.31	1.25
3	13-M	219	GLU	CD-OE1	5.25	1.31	1.25
3	15-M	219	GLU	CD-OE1	5.25	1.31	1.25
3	18-M	219	GLU	CD-OE1	5.25	1.31	1.25
3	19-M	219	GLU	CD-OE1	5.25	1.31	1.25
3	8-M	65	GLU	CD-OE1	5.24	1.31	1.25
3	9-M	65	GLU	CD-OE1	5.24	1.31	1.25
3	11-M	65	GLU	CD-OE1	5.24	1.31	1.25
3	12-M	65	GLU	CD-OE1	5.24	1.31	1.25
3	14-M	65	GLU	CD-OE1	5.24	1.31	1.25
3	16-M	65	GLU	CD-OE1	5.24	1.31	1.25
3	17-M	65	GLU	CD-OE1	5.24	1.31	1.25
3	19-M	777	GLU	CD-OE2	5.24	1.31	1.25
3	20-M	65	GLU	CD-OE1	5.24	1.31	1.25
3	3-M	282	GLU	CD-OE1	5.24	1.31	1.25
3	8-M	12	GLU	CD-OE2	5.24	1.31	1.25
3	9-M	12	GLU	CD-OE2	5.24	1.31	1.25
3	11-M	12	GLU	CD-OE2	5.24	1.31	1.25
3	12-M	12	GLU	CD-OE2	5.24	1.31	1.25
3	14-M	12	GLU	CD-OE2	5.24	1.31	1.25
3	16-M	12	GLU	CD-OE2	5.24	1.31	1.25
3	17-M	12	GLU	CD-OE2	5.24	1.31	1.25
3	20-M	12	GLU	CD-OE2	5.24	1.31	1.25
3	9-M	777	GLU	CD-OE2	5.23	1.31	1.25
3	4-M	777	GLU	CD-OE2	5.23	1.31	1.25
3	13-M	777	GLU	CD-OE2	5.23	1.31	1.25
3	10-M	282	GLU	CD-OE1	5.22	1.31	1.25
3	13-M	282	GLU	CD-OE1	5.22	1.31	1.25
3	15-M	282	GLU	CD-OE1	5.22	1.31	1.25

Continued on next page...

Continued from previous page...

Mol	Chain	Res	Type	Atoms	Z	Observed(Å)	Ideal(Å)
3	18-M	282	GLU	CD-OE1	5.22	1.31	1.25
3	19-M	282	GLU	CD-OE1	5.22	1.31	1.25
3	1-M	527	GLU	CD-OE2	-5.21	1.20	1.25
3	2-M	527	GLU	CD-OE2	-5.21	1.20	1.25
3	4-M	527	GLU	CD-OE2	-5.21	1.20	1.25
3	5-M	527	GLU	CD-OE2	-5.21	1.20	1.25
3	6-M	527	GLU	CD-OE2	-5.21	1.20	1.25
3	7-M	527	GLU	CD-OE2	-5.21	1.20	1.25
3	8-M	527	GLU	CD-OE2	-5.20	1.20	1.25
3	9-M	527	GLU	CD-OE2	-5.20	1.20	1.25
3	11-M	527	GLU	CD-OE2	-5.20	1.20	1.25
3	12-M	527	GLU	CD-OE2	-5.20	1.20	1.25
3	14-M	527	GLU	CD-OE2	-5.20	1.20	1.25
3	16-M	527	GLU	CD-OE2	-5.20	1.20	1.25
3	17-M	527	GLU	CD-OE2	-5.20	1.20	1.25
3	20-M	527	GLU	CD-OE2	-5.20	1.20	1.25
3	15-M	777	GLU	CD-OE2	5.20	1.31	1.25
3	8-M	702	GLU	CD-OE2	5.19	1.31	1.25
3	9-M	702	GLU	CD-OE2	5.19	1.31	1.25
3	11-M	702	GLU	CD-OE2	5.19	1.31	1.25
3	12-M	702	GLU	CD-OE2	5.19	1.31	1.25
3	14-M	702	GLU	CD-OE2	5.19	1.31	1.25
3	16-M	702	GLU	CD-OE2	5.19	1.31	1.25
3	17-M	702	GLU	CD-OE2	5.19	1.31	1.25
3	20-M	702	GLU	CD-OE2	5.19	1.31	1.25
3	8-M	21	GLU	CD-OE2	5.18	1.31	1.25
3	9-M	21	GLU	CD-OE2	5.18	1.31	1.25
3	11-M	21	GLU	CD-OE2	5.18	1.31	1.25
3	12-M	21	GLU	CD-OE2	5.18	1.31	1.25
3	14-M	21	GLU	CD-OE2	5.18	1.31	1.25
3	16-M	21	GLU	CD-OE2	5.18	1.31	1.25
3	17-M	21	GLU	CD-OE2	5.18	1.31	1.25
3	20-M	21	GLU	CD-OE2	5.18	1.31	1.25
3	3-M	150	GLU	CD-OE1	5.17	1.31	1.25
3	1-M	702	GLU	CD-OE2	5.16	1.31	1.25
3	2-M	702	GLU	CD-OE2	5.16	1.31	1.25
3	4-M	702	GLU	CD-OE2	5.16	1.31	1.25
3	5-M	702	GLU	CD-OE2	5.16	1.31	1.25
3	6-M	702	GLU	CD-OE2	5.16	1.31	1.25
3	7-M	702	GLU	CD-OE2	5.16	1.31	1.25
3	1-M	12	GLU	CD-OE2	5.16	1.31	1.25
3	2-M	12	GLU	CD-OE2	5.16	1.31	1.25

Continued on next page...

Continued from previous page...

Mol	Chain	Res	Type	Atoms	Z	Observed(Å)	Ideal(Å)
3	4-M	12	GLU	CD-OE2	5.16	1.31	1.25
3	5-M	12	GLU	CD-OE2	5.16	1.31	1.25
3	6-M	12	GLU	CD-OE2	5.16	1.31	1.25
3	7-M	12	GLU	CD-OE2	5.16	1.31	1.25
3	10-M	702	GLU	CD-OE2	5.15	1.31	1.25
3	13-M	702	GLU	CD-OE2	5.15	1.31	1.25
3	15-M	702	GLU	CD-OE2	5.15	1.31	1.25
3	18-M	702	GLU	CD-OE2	5.15	1.31	1.25
3	19-M	702	GLU	CD-OE2	5.15	1.31	1.25
3	3-M	65	GLU	CD-OE1	5.15	1.31	1.25
3	1-M	65	GLU	CD-OE1	5.13	1.31	1.25
3	1-M	150	GLU	CD-OE1	5.13	1.31	1.25
3	2-M	65	GLU	CD-OE1	5.13	1.31	1.25
3	2-M	150	GLU	CD-OE1	5.13	1.31	1.25
3	4-M	65	GLU	CD-OE1	5.13	1.31	1.25
3	4-M	150	GLU	CD-OE1	5.13	1.31	1.25
3	5-M	65	GLU	CD-OE1	5.13	1.31	1.25
3	5-M	150	GLU	CD-OE1	5.13	1.31	1.25
3	6-M	65	GLU	CD-OE1	5.13	1.31	1.25
3	6-M	150	GLU	CD-OE1	5.13	1.31	1.25
3	7-M	65	GLU	CD-OE1	5.13	1.31	1.25
3	7-M	150	GLU	CD-OE1	5.13	1.31	1.25
3	3-M	702	GLU	CD-OE2	5.12	1.31	1.25
3	3-M	12	GLU	CD-OE2	5.12	1.31	1.25
3	1-M	697	CYS	CB-SG	5.10	1.91	1.82
3	2-M	697	CYS	CB-SG	5.10	1.91	1.82
3	4-M	697	CYS	CB-SG	5.10	1.91	1.82
3	5-M	697	CYS	CB-SG	5.10	1.91	1.82
3	6-M	697	CYS	CB-SG	5.10	1.91	1.82
3	7-M	697	CYS	CB-SG	5.10	1.91	1.82
3	10-M	150	GLU	CD-OE1	5.09	1.31	1.25
3	13-M	150	GLU	CD-OE1	5.09	1.31	1.25
3	15-M	150	GLU	CD-OE1	5.09	1.31	1.25
3	18-M	150	GLU	CD-OE1	5.09	1.31	1.25
3	19-M	150	GLU	CD-OE1	5.09	1.31	1.25
3	10-M	12	GLU	CD-OE2	5.08	1.31	1.25
3	13-M	12	GLU	CD-OE2	5.08	1.31	1.25
3	15-M	12	GLU	CD-OE2	5.08	1.31	1.25
3	18-M	12	GLU	CD-OE2	5.08	1.31	1.25
3	19-M	12	GLU	CD-OE2	5.08	1.31	1.25
3	8-M	150	GLU	CD-OE1	5.07	1.31	1.25
3	9-M	150	GLU	CD-OE1	5.07	1.31	1.25

Continued on next page...

Continued from previous page...

Mol	Chain	Res	Type	Atoms	Z	Observed(Å)	Ideal(Å)
3	11-M	150	GLU	CD-OE1	5.07	1.31	1.25
3	12-M	150	GLU	CD-OE1	5.07	1.31	1.25
3	14-M	150	GLU	CD-OE1	5.07	1.31	1.25
3	16-M	150	GLU	CD-OE1	5.07	1.31	1.25
3	17-M	150	GLU	CD-OE1	5.07	1.31	1.25
3	20-M	150	GLU	CD-OE1	5.07	1.31	1.25
3	1-M	271	GLU	CD-OE1	5.06	1.31	1.25
3	2-M	271	GLU	CD-OE1	5.06	1.31	1.25
3	4-M	271	GLU	CD-OE1	5.06	1.31	1.25
3	5-M	271	GLU	CD-OE1	5.06	1.31	1.25
3	6-M	271	GLU	CD-OE1	5.06	1.31	1.25
3	7-M	271	GLU	CD-OE1	5.06	1.31	1.25
3	10-M	679	GLU	CD-OE2	5.06	1.31	1.25
3	13-M	679	GLU	CD-OE2	5.06	1.31	1.25
3	15-M	679	GLU	CD-OE2	5.06	1.31	1.25
3	18-M	679	GLU	CD-OE2	5.06	1.31	1.25
3	19-M	679	GLU	CD-OE2	5.06	1.31	1.25
3	3-M	679	GLU	CD-OE2	5.05	1.31	1.25
3	10-M	697	CYS	CB-SG	5.00	1.90	1.82
3	13-M	697	CYS	CB-SG	5.00	1.90	1.82
3	15-M	697	CYS	CB-SG	5.00	1.90	1.82
3	18-M	697	CYS	CB-SG	5.00	1.90	1.82
3	19-M	697	CYS	CB-SG	5.00	1.90	1.82
3	1-M	679	GLU	CD-OE2	5.00	1.31	1.25
3	2-M	679	GLU	CD-OE2	5.00	1.31	1.25
3	4-M	679	GLU	CD-OE2	5.00	1.31	1.25
3	5-M	679	GLU	CD-OE2	5.00	1.31	1.25
3	6-M	679	GLU	CD-OE2	5.00	1.31	1.25
3	7-M	679	GLU	CD-OE2	5.00	1.31	1.25
3	3-M	697	CYS	CB-SG	5.00	1.90	1.82

All (2487) bond angle outliers are listed below:

Mol	Chain	Res	Type	Atoms	Z	Observed(°)	Ideal(°)
3	4-M	731	ALA	O-C-N	-28.58	76.97	122.70
3	6-M	731	ALA	O-C-N	-28.58	76.97	122.70
3	16-M	731	ALA	O-C-N	-28.58	76.97	122.70
3	2-M	731	ALA	O-C-N	-28.57	76.99	122.70
3	5-M	731	ALA	O-C-N	-28.57	76.99	122.70
3	7-M	731	ALA	O-C-N	-28.57	76.99	122.70
3	14-M	731	ALA	O-C-N	-28.57	76.99	122.70
3	8-M	731	ALA	O-C-N	-28.55	77.01	122.70

Continued on next page...

Continued from previous page...

Mol	Chain	Res	Type	Atoms	Z	Observed(°)	Ideal(°)
3	9-M	731	ALA	O-C-N	-28.55	77.02	122.70
3	11-M	731	ALA	O-C-N	-28.55	77.01	122.70
3	17-M	731	ALA	O-C-N	-28.55	77.01	122.70
3	20-M	731	ALA	O-C-N	-28.55	77.01	122.70
3	15-M	731	ALA	O-C-N	-28.54	77.03	122.70
3	1-M	731	ALA	O-C-N	-28.54	77.03	122.70
3	19-M	731	ALA	O-C-N	-28.54	77.04	122.70
3	18-M	731	ALA	O-C-N	-28.54	77.04	122.70
3	13-M	731	ALA	O-C-N	-28.53	77.05	122.70
3	10-M	731	ALA	O-C-N	-28.53	77.05	122.70
3	12-M	731	ALA	O-C-N	-28.53	77.06	122.70
3	3-M	731	ALA	O-C-N	-28.52	77.07	122.70
3	3-M	805	ARG	O-C-N	-21.97	87.55	122.70
3	5-M	709	LYS	O-C-N	-19.18	90.59	123.20
3	5-M	709	LYS	C-N-CA	17.66	159.40	122.30
3	16-M	709	LYS	C-N-CA	-16.66	87.31	122.30
3	14-M	709	LYS	O-C-N	-16.34	95.42	123.20
3	7-M	800	ARG	NE-CZ-NH2	-16.24	112.18	120.30
3	20-M	800	ARG	NE-CZ-NH2	-16.19	112.21	120.30
3	6-M	800	ARG	NE-CZ-NH2	-16.16	112.22	120.30
3	1-M	800	ARG	NE-CZ-NH2	-16.15	112.22	120.30
3	4-M	800	ARG	NE-CZ-NH2	-16.14	112.23	120.30
3	2-M	800	ARG	NE-CZ-NH2	-16.14	112.23	120.30
3	14-M	800	ARG	NE-CZ-NH2	-16.12	112.24	120.30
3	9-M	800	ARG	NE-CZ-NH2	-16.11	112.25	120.30
3	5-M	800	ARG	NE-CZ-NH2	-16.10	112.25	120.30
3	8-M	800	ARG	NE-CZ-NH2	-16.09	112.26	120.30
3	17-M	800	ARG	NE-CZ-NH2	-16.09	112.26	120.30
3	16-M	800	ARG	NE-CZ-NH2	-16.08	112.26	120.30
3	10-M	800	ARG	NE-CZ-NH2	-16.06	112.27	120.30
3	11-M	800	ARG	NE-CZ-NH2	-16.06	112.27	120.30
3	13-M	800	ARG	NE-CZ-NH2	-16.05	112.27	120.30
3	12-M	800	ARG	NE-CZ-NH2	-16.03	112.29	120.30
3	3-M	800	ARG	NE-CZ-NH2	-16.02	112.29	120.30
3	15-M	800	ARG	NE-CZ-NH2	-16.02	112.29	120.30
3	18-M	800	ARG	NE-CZ-NH2	-16.00	112.30	120.30
3	19-M	800	ARG	NE-CZ-NH2	-15.97	112.31	120.30
3	13-M	709	LYS	C-N-CA	-14.89	91.04	122.30
3	5-M	709	LYS	CA-C-N	13.68	143.55	116.20
3	12-M	709	LYS	C-N-CA	13.52	150.69	122.30
3	3-M	805	ARG	CA-C-N	12.96	145.71	117.20
3	6-M	709	LYS	C-N-CA	-12.75	95.53	122.30

Continued on next page...

Continued from previous page...

Mol	Chain	Res	Type	Atoms	Z	Observed(°)	Ideal(°)
1	9-B	141	PRO	N-CA-C	12.59	144.84	112.10
1	16-B	141	PRO	N-CA-C	12.59	144.84	112.10
1	8-B	141	PRO	N-CA-C	12.59	144.83	112.10
1	12-B	141	PRO	N-CA-C	12.59	144.83	112.10
1	11-B	141	PRO	N-CA-C	12.59	144.83	112.10
1	14-B	141	PRO	N-CA-C	12.58	144.82	112.10
1	20-B	141	PRO	N-CA-C	12.58	144.81	112.10
1	17-B	141	PRO	N-CA-C	12.57	144.79	112.10
1	10-B	141	PRO	N-CA-C	12.57	144.78	112.10
1	13-B	141	PRO	N-CA-C	12.57	144.78	112.10
1	15-B	141	PRO	N-CA-C	12.57	144.77	112.10
1	2-B	141	PRO	N-CA-C	12.56	144.75	112.10
1	19-B	141	PRO	N-CA-C	12.56	144.75	112.10
1	6-B	141	PRO	N-CA-C	12.55	144.73	112.10
1	7-B	141	PRO	N-CA-C	12.55	144.73	112.10
1	18-B	141	PRO	N-CA-C	12.55	144.72	112.10
1	4-B	141	PRO	N-CA-C	12.54	144.72	112.10
1	5-B	141	PRO	N-CA-C	12.54	144.72	112.10
1	1-B	141	PRO	N-CA-C	12.54	144.71	112.10
1	3-B	141	PRO	N-CA-C	12.50	144.61	112.10
3	14-M	737	PHE	C-N-CA	-12.14	91.36	121.70
3	12-M	737	PHE	C-N-CA	-12.13	91.36	121.70
3	8-M	737	PHE	C-N-CA	-12.12	91.39	121.70
3	11-M	737	PHE	C-N-CA	-12.12	91.39	121.70
3	17-M	737	PHE	C-N-CA	-12.12	91.39	121.70
3	20-M	737	PHE	C-N-CA	-12.12	91.39	121.70
3	16-M	737	PHE	C-N-CA	-12.12	91.40	121.70
3	9-M	737	PHE	C-N-CA	-12.11	91.41	121.70
3	3-M	737	PHE	C-N-CA	-12.10	91.44	121.70
3	4-M	737	PHE	C-N-CA	-12.09	91.48	121.70
3	1-M	737	PHE	C-N-CA	-12.09	91.49	121.70
3	2-M	737	PHE	C-N-CA	-12.09	91.49	121.70
3	7-M	737	PHE	C-N-CA	-12.09	91.49	121.70
3	13-M	737	PHE	C-N-CA	-12.08	91.49	121.70
3	5-M	737	PHE	C-N-CA	-12.08	91.50	121.70
3	15-M	737	PHE	C-N-CA	-12.07	91.52	121.70
3	6-M	737	PHE	C-N-CA	-12.07	91.53	121.70
3	18-M	737	PHE	C-N-CA	-12.06	91.54	121.70
3	10-M	737	PHE	C-N-CA	-12.06	91.55	121.70
3	19-M	737	PHE	C-N-CA	-12.06	91.56	121.70
1	3-B	141	PRO	CA-N-CD	-11.87	94.88	111.50
1	6-B	141	PRO	CA-N-CD	-11.86	94.90	111.50

Continued on next page...

Continued from previous page...

Mol	Chain	Res	Type	Atoms	Z	Observed(°)	Ideal(°)
1	1-B	141	PRO	CA-N-CD	-11.85	94.92	111.50
1	7-B	141	PRO	CA-N-CD	-11.85	94.92	111.50
1	5-B	141	PRO	CA-N-CD	-11.84	94.92	111.50
1	18-B	141	PRO	CA-N-CD	-11.84	94.92	111.50
1	19-B	141	PRO	CA-N-CD	-11.84	94.93	111.50
1	2-B	141	PRO	CA-N-CD	-11.82	94.95	111.50
1	4-B	141	PRO	CA-N-CD	-11.82	94.94	111.50
1	20-B	141	PRO	CA-N-CD	-11.82	94.95	111.50
1	8-B	141	PRO	CA-N-CD	-11.81	94.97	111.50
1	10-B	141	PRO	CA-N-CD	-11.81	94.97	111.50
1	13-B	141	PRO	CA-N-CD	-11.80	94.97	111.50
1	15-B	141	PRO	CA-N-CD	-11.80	94.98	111.50
1	12-B	141	PRO	CA-N-CD	-11.79	95.00	111.50
1	11-B	141	PRO	CA-N-CD	-11.79	95.00	111.50
1	16-B	141	PRO	CA-N-CD	-11.79	95.00	111.50
1	17-B	141	PRO	CA-N-CD	-11.78	95.01	111.50
1	14-B	141	PRO	CA-N-CD	-11.77	95.02	111.50
1	9-B	141	PRO	CA-N-CD	-11.77	95.02	111.50
3	10-M	805	ARG	C-N-CA	-11.67	92.53	121.70
3	1-M	98	HIS	CB-CA-C	-11.61	87.18	110.40
3	2-M	98	HIS	CB-CA-C	-11.61	87.18	110.40
3	4-M	98	HIS	CB-CA-C	-11.61	87.18	110.40
3	5-M	98	HIS	CB-CA-C	-11.61	87.18	110.40
3	6-M	98	HIS	CB-CA-C	-11.61	87.18	110.40
3	7-M	98	HIS	CB-CA-C	-11.61	87.18	110.40
3	8-M	98	HIS	CB-CA-C	-11.58	87.24	110.40
3	9-M	98	HIS	CB-CA-C	-11.58	87.24	110.40
3	11-M	98	HIS	CB-CA-C	-11.58	87.24	110.40
3	12-M	98	HIS	CB-CA-C	-11.58	87.24	110.40
3	14-M	98	HIS	CB-CA-C	-11.58	87.24	110.40
3	16-M	98	HIS	CB-CA-C	-11.58	87.24	110.40
3	17-M	98	HIS	CB-CA-C	-11.58	87.24	110.40
3	20-M	98	HIS	CB-CA-C	-11.58	87.24	110.40
3	3-M	98	HIS	CB-CA-C	-11.56	87.28	110.40
3	10-M	98	HIS	CB-CA-C	-11.56	87.28	110.40
3	13-M	98	HIS	CB-CA-C	-11.56	87.28	110.40
3	15-M	98	HIS	CB-CA-C	-11.56	87.28	110.40
3	18-M	98	HIS	CB-CA-C	-11.56	87.28	110.40
3	19-M	98	HIS	CB-CA-C	-11.56	87.28	110.40
3	4-M	709	LYS	C-N-CA	-11.44	98.28	122.30
3	19-M	731	ALA	CA-C-N	-11.36	92.20	117.20
3	15-M	731	ALA	CA-C-N	-11.35	92.23	117.20

Continued on next page...

Continued from previous page...

Mol	Chain	Res	Type	Atoms	Z	Observed(°)	Ideal(°)
3	13-M	731	ALA	CA-C-N	-11.35	92.24	117.20
3	18-M	731	ALA	CA-C-N	-11.34	92.25	117.20
3	10-M	731	ALA	CA-C-N	-11.34	92.26	117.20
3	3-M	731	ALA	CA-C-N	-11.32	92.29	117.20
3	2-M	731	ALA	CA-C-N	-11.32	92.29	117.20
3	7-M	731	ALA	CA-C-N	-11.32	92.29	117.20
3	16-M	731	ALA	CA-C-N	-11.32	92.30	117.20
3	5-M	731	ALA	CA-C-N	-11.32	92.30	117.20
3	1-M	731	ALA	CA-C-N	-11.31	92.31	117.20
3	14-M	731	ALA	CA-C-N	-11.31	92.32	117.20
3	4-M	731	ALA	CA-C-N	-11.30	92.33	117.20
3	6-M	731	ALA	CA-C-N	-11.30	92.33	117.20
3	8-M	731	ALA	CA-C-N	-11.30	92.33	117.20
3	11-M	731	ALA	CA-C-N	-11.30	92.33	117.20
3	17-M	731	ALA	CA-C-N	-11.30	92.33	117.20
3	20-M	731	ALA	CA-C-N	-11.30	92.33	117.20
3	9-M	731	ALA	CA-C-N	-11.30	92.34	117.20
3	12-M	731	ALA	CA-C-N	-11.29	92.37	117.20
3	15-M	805	ARG	C-N-CA	-10.96	94.31	121.70
3	9-M	805	ARG	C-N-CA	-10.74	94.85	121.70
3	14-M	709	LYS	CA-C-N	10.62	137.44	116.20
3	19-M	805	ARG	C-N-CA	-10.36	95.81	121.70
3	1-M	327	ASP	CB-CG-OD1	-9.96	109.34	118.30
3	2-M	327	ASP	CB-CG-OD1	-9.96	109.34	118.30
3	4-M	327	ASP	CB-CG-OD1	-9.96	109.34	118.30
3	5-M	327	ASP	CB-CG-OD1	-9.96	109.34	118.30
3	6-M	327	ASP	CB-CG-OD1	-9.96	109.34	118.30
3	7-M	327	ASP	CB-CG-OD1	-9.96	109.34	118.30
3	10-M	327	ASP	CB-CG-OD1	-9.95	109.34	118.30
3	13-M	327	ASP	CB-CG-OD1	-9.95	109.34	118.30
3	15-M	327	ASP	CB-CG-OD1	-9.95	109.34	118.30
3	18-M	327	ASP	CB-CG-OD1	-9.95	109.34	118.30
3	19-M	327	ASP	CB-CG-OD1	-9.95	109.34	118.30
3	3-M	327	ASP	CB-CG-OD1	-9.95	109.35	118.30
3	8-M	327	ASP	CB-CG-OD1	-9.89	109.40	118.30
3	9-M	327	ASP	CB-CG-OD1	-9.89	109.40	118.30
3	11-M	327	ASP	CB-CG-OD1	-9.89	109.40	118.30
3	12-M	327	ASP	CB-CG-OD1	-9.89	109.40	118.30
3	14-M	327	ASP	CB-CG-OD1	-9.89	109.40	118.30
3	16-M	327	ASP	CB-CG-OD1	-9.89	109.40	118.30
3	17-M	327	ASP	CB-CG-OD1	-9.89	109.40	118.30
3	20-M	327	ASP	CB-CG-OD1	-9.89	109.40	118.30

Continued on next page...

Continued from previous page...

Mol	Chain	Res	Type	Atoms	Z	Observed(°)	Ideal(°)
3	10-M	241	ASP	CB-CG-OD1	-9.86	109.42	118.30
3	13-M	241	ASP	CB-CG-OD1	-9.86	109.42	118.30
3	15-M	241	ASP	CB-CG-OD1	-9.86	109.42	118.30
3	18-M	241	ASP	CB-CG-OD1	-9.86	109.42	118.30
3	19-M	241	ASP	CB-CG-OD1	-9.86	109.42	118.30
3	1-M	241	ASP	CB-CG-OD1	-9.86	109.43	118.30
3	2-M	241	ASP	CB-CG-OD1	-9.86	109.43	118.30
3	4-M	241	ASP	CB-CG-OD1	-9.86	109.43	118.30
3	5-M	241	ASP	CB-CG-OD1	-9.86	109.43	118.30
3	6-M	241	ASP	CB-CG-OD1	-9.86	109.43	118.30
3	7-M	241	ASP	CB-CG-OD1	-9.86	109.43	118.30
3	3-M	241	ASP	CB-CG-OD1	-9.82	109.46	118.30
3	8-M	241	ASP	CB-CG-OD1	-9.71	109.56	118.30
3	9-M	241	ASP	CB-CG-OD1	-9.71	109.56	118.30
3	11-M	241	ASP	CB-CG-OD1	-9.71	109.56	118.30
3	12-M	241	ASP	CB-CG-OD1	-9.71	109.56	118.30
3	14-M	241	ASP	CB-CG-OD1	-9.71	109.56	118.30
3	16-M	241	ASP	CB-CG-OD1	-9.71	109.56	118.30
3	17-M	241	ASP	CB-CG-OD1	-9.71	109.56	118.30
3	20-M	241	ASP	CB-CG-OD1	-9.71	109.56	118.30
3	10-M	264	ASP	CB-CG-OD2	-9.59	109.67	118.30
3	13-M	264	ASP	CB-CG-OD2	-9.59	109.67	118.30
3	15-M	264	ASP	CB-CG-OD2	-9.59	109.67	118.30
3	18-M	264	ASP	CB-CG-OD2	-9.59	109.67	118.30
3	19-M	264	ASP	CB-CG-OD2	-9.59	109.67	118.30
3	3-M	264	ASP	CB-CG-OD2	-9.51	109.74	118.30
3	1-M	264	ASP	CB-CG-OD2	-9.47	109.77	118.30
3	2-M	264	ASP	CB-CG-OD2	-9.47	109.77	118.30
3	4-M	264	ASP	CB-CG-OD2	-9.47	109.77	118.30
3	5-M	264	ASP	CB-CG-OD2	-9.47	109.77	118.30
3	6-M	264	ASP	CB-CG-OD2	-9.47	109.77	118.30
3	7-M	264	ASP	CB-CG-OD2	-9.47	109.77	118.30
3	8-M	264	ASP	CB-CG-OD2	-9.42	109.82	118.30
3	9-M	264	ASP	CB-CG-OD2	-9.42	109.82	118.30
3	11-M	264	ASP	CB-CG-OD2	-9.42	109.82	118.30
3	12-M	264	ASP	CB-CG-OD2	-9.42	109.82	118.30
3	14-M	264	ASP	CB-CG-OD2	-9.42	109.82	118.30
3	16-M	264	ASP	CB-CG-OD2	-9.42	109.82	118.30
3	17-M	264	ASP	CB-CG-OD2	-9.42	109.82	118.30
3	20-M	264	ASP	CB-CG-OD2	-9.42	109.82	118.30
3	1-M	352	TYR	CB-CG-CD1	9.11	126.46	121.00
3	2-M	352	TYR	CB-CG-CD1	9.11	126.46	121.00

Continued on next page...

Continued from previous page...

Mol	Chain	Res	Type	Atoms	Z	Observed(°)	Ideal(°)
3	4-M	352	TYR	CB-CG-CD1	9.11	126.46	121.00
3	5-M	352	TYR	CB-CG-CD1	9.11	126.46	121.00
3	6-M	352	TYR	CB-CG-CD1	9.11	126.46	121.00
3	7-M	352	TYR	CB-CG-CD1	9.11	126.46	121.00
3	8-M	378	ASP	CB-CG-OD2	9.10	126.49	118.30
3	9-M	378	ASP	CB-CG-OD2	9.10	126.49	118.30
3	10-M	352	TYR	CB-CG-CD1	9.10	126.46	121.00
3	11-M	378	ASP	CB-CG-OD2	9.10	126.49	118.30
3	12-M	378	ASP	CB-CG-OD2	9.10	126.49	118.30
3	13-M	352	TYR	CB-CG-CD1	9.10	126.46	121.00
3	14-M	378	ASP	CB-CG-OD2	9.10	126.49	118.30
3	15-M	352	TYR	CB-CG-CD1	9.10	126.46	121.00
3	16-M	378	ASP	CB-CG-OD2	9.10	126.49	118.30
3	17-M	378	ASP	CB-CG-OD2	9.10	126.49	118.30
3	18-M	352	TYR	CB-CG-CD1	9.10	126.46	121.00
3	19-M	352	TYR	CB-CG-CD1	9.10	126.46	121.00
3	20-M	378	ASP	CB-CG-OD2	9.10	126.49	118.30
3	3-M	378	ASP	CB-CG-OD2	9.09	126.48	118.30
3	1-M	378	ASP	CB-CG-OD2	9.05	126.45	118.30
3	2-M	378	ASP	CB-CG-OD2	9.05	126.45	118.30
3	4-M	378	ASP	CB-CG-OD2	9.05	126.45	118.30
3	5-M	378	ASP	CB-CG-OD2	9.05	126.45	118.30
3	6-M	378	ASP	CB-CG-OD2	9.05	126.45	118.30
3	7-M	378	ASP	CB-CG-OD2	9.05	126.45	118.30
3	12-M	709	LYS	O-C-N	-9.04	107.83	123.20
3	3-M	352	TYR	CB-CG-CD1	9.03	126.42	121.00
3	10-M	378	ASP	CB-CG-OD2	9.02	126.42	118.30
3	13-M	378	ASP	CB-CG-OD2	9.02	126.42	118.30
3	15-M	378	ASP	CB-CG-OD2	9.02	126.42	118.30
3	18-M	378	ASP	CB-CG-OD2	9.02	126.42	118.30
3	19-M	378	ASP	CB-CG-OD2	9.02	126.42	118.30
3	3-M	805	ARG	C-N-CA	8.94	144.06	121.70
3	8-M	352	TYR	CB-CG-CD1	8.86	126.31	121.00
3	9-M	352	TYR	CB-CG-CD1	8.86	126.31	121.00
3	11-M	352	TYR	CB-CG-CD1	8.86	126.31	121.00
3	12-M	352	TYR	CB-CG-CD1	8.86	126.31	121.00
3	14-M	352	TYR	CB-CG-CD1	8.86	126.31	121.00
3	16-M	352	TYR	CB-CG-CD1	8.86	126.31	121.00
3	17-M	352	TYR	CB-CG-CD1	8.86	126.31	121.00
3	20-M	352	TYR	CB-CG-CD1	8.86	126.31	121.00
3	11-M	779	ARG	C-N-CA	-8.68	100.00	121.70
3	1-M	601	ASP	CB-CG-OD1	-8.61	110.56	118.30

Continued on next page...

Continued from previous page...

Mol	Chain	Res	Type	Atoms	Z	Observed(°)	Ideal(°)
3	2-M	601	ASP	CB-CG-OD1	-8.61	110.56	118.30
3	4-M	601	ASP	CB-CG-OD1	-8.61	110.56	118.30
3	5-M	601	ASP	CB-CG-OD1	-8.61	110.56	118.30
3	6-M	601	ASP	CB-CG-OD1	-8.61	110.56	118.30
3	7-M	601	ASP	CB-CG-OD1	-8.61	110.56	118.30
3	20-M	779	ARG	C-N-CA	-8.60	100.19	121.70
3	8-M	601	ASP	CB-CG-OD1	-8.60	110.56	118.30
3	9-M	601	ASP	CB-CG-OD1	-8.60	110.56	118.30
3	11-M	601	ASP	CB-CG-OD1	-8.60	110.56	118.30
3	12-M	601	ASP	CB-CG-OD1	-8.60	110.56	118.30
3	14-M	601	ASP	CB-CG-OD1	-8.60	110.56	118.30
3	16-M	601	ASP	CB-CG-OD1	-8.60	110.56	118.30
3	17-M	601	ASP	CB-CG-OD1	-8.60	110.56	118.30
3	20-M	601	ASP	CB-CG-OD1	-8.60	110.56	118.30
3	8-M	779	ARG	C-N-CA	-8.58	100.24	121.70
3	10-M	601	ASP	CB-CG-OD1	-8.57	110.59	118.30
3	13-M	601	ASP	CB-CG-OD1	-8.57	110.59	118.30
3	15-M	601	ASP	CB-CG-OD1	-8.57	110.59	118.30
3	18-M	601	ASP	CB-CG-OD1	-8.57	110.59	118.30
3	19-M	601	ASP	CB-CG-OD1	-8.57	110.59	118.30
3	19-M	779	ARG	C-N-CA	-8.52	100.41	121.70
3	3-M	601	ASP	CB-CG-OD1	-8.51	110.64	118.30
3	7-M	779	ARG	C-N-CA	-8.34	100.85	121.70
3	3-M	352	TYR	CB-CG-CD2	-8.34	116.00	121.00
3	10-M	352	TYR	CB-CG-CD2	-8.32	116.01	121.00
3	13-M	352	TYR	CB-CG-CD2	-8.32	116.01	121.00
3	15-M	352	TYR	CB-CG-CD2	-8.32	116.01	121.00
3	18-M	352	TYR	CB-CG-CD2	-8.32	116.01	121.00
3	19-M	352	TYR	CB-CG-CD2	-8.32	116.01	121.00
3	8-M	352	TYR	CB-CG-CD2	-8.31	116.01	121.00
3	9-M	352	TYR	CB-CG-CD2	-8.31	116.01	121.00
3	11-M	352	TYR	CB-CG-CD2	-8.31	116.01	121.00
3	12-M	352	TYR	CB-CG-CD2	-8.31	116.01	121.00
3	14-M	352	TYR	CB-CG-CD2	-8.31	116.01	121.00
3	16-M	352	TYR	CB-CG-CD2	-8.31	116.01	121.00
3	17-M	352	TYR	CB-CG-CD2	-8.31	116.01	121.00
3	20-M	352	TYR	CB-CG-CD2	-8.31	116.01	121.00
1	1-B	137	TRP	CD1-CG-CD2	8.28	112.92	106.30
1	3-B	137	TRP	CD1-CG-CD2	8.28	112.92	106.30
1	7-B	137	TRP	CD1-CG-CD2	8.27	112.92	106.30
1	19-B	137	TRP	CD1-CG-CD2	8.27	112.92	106.30
1	10-B	137	TRP	CD1-CG-CD2	8.26	112.91	106.30

Continued on next page...

Continued from previous page...

Mol	Chain	Res	Type	Atoms	Z	Observed(°)	Ideal(°)
1	18-B	15	VAL	CA-CB-CG2	-8.26	98.51	110.90
1	10-B	15	VAL	CA-CB-CG2	-8.25	98.52	110.90
1	14-B	15	VAL	CA-CB-CG2	-8.25	98.52	110.90
1	13-B	15	VAL	CA-CB-CG2	-8.25	98.53	110.90
1	19-B	15	VAL	CA-CB-CG2	-8.24	98.54	110.90
3	1-M	352	TYR	CB-CG-CD2	-8.23	116.06	121.00
3	2-M	352	TYR	CB-CG-CD2	-8.23	116.06	121.00
3	4-M	352	TYR	CB-CG-CD2	-8.23	116.06	121.00
3	5-M	352	TYR	CB-CG-CD2	-8.23	116.06	121.00
1	6-B	137	TRP	CD1-CG-CD2	8.23	112.89	106.30
3	6-M	352	TYR	CB-CG-CD2	-8.23	116.06	121.00
3	7-M	352	TYR	CB-CG-CD2	-8.23	116.06	121.00
1	15-B	15	VAL	CA-CB-CG2	-8.23	98.55	110.90
1	11-B	15	VAL	CA-CB-CG2	-8.23	98.55	110.90
1	6-B	15	VAL	CA-CB-CG2	-8.23	98.56	110.90
1	15-B	137	TRP	CD1-CG-CD2	8.23	112.88	106.30
1	2-B	15	VAL	CA-CB-CG2	-8.22	98.57	110.90
1	20-B	15	VAL	CA-CB-CG2	-8.22	98.56	110.90
1	7-B	15	VAL	CA-CB-CG2	-8.22	98.57	110.90
1	1-B	15	VAL	CA-CB-CG2	-8.22	98.57	110.90
1	9-B	15	VAL	CA-CB-CG2	-8.21	98.58	110.90
1	4-B	15	VAL	CA-CB-CG2	-8.21	98.58	110.90
1	8-B	15	VAL	CA-CB-CG2	-8.21	98.58	110.90
1	18-B	137	TRP	CD1-CG-CD2	8.21	112.87	106.30
1	8-B	137	TRP	CD1-CG-CD2	8.21	112.87	106.30
1	16-B	15	VAL	CA-CB-CG2	-8.21	98.58	110.90
1	12-B	15	VAL	CA-CB-CG2	-8.20	98.59	110.90
1	15-B	141	PRO	N-CA-CB	-8.20	93.46	103.30
1	13-B	137	TRP	CD1-CG-CD2	8.20	112.86	106.30
1	17-B	15	VAL	CA-CB-CG2	-8.20	98.61	110.90
1	5-B	15	VAL	CA-CB-CG2	-8.19	98.62	110.90
3	8-M	33	ASP	CB-CG-OD1	-8.19	110.93	118.30
3	9-M	33	ASP	CB-CG-OD1	-8.19	110.93	118.30
3	11-M	33	ASP	CB-CG-OD1	-8.19	110.93	118.30
3	12-M	33	ASP	CB-CG-OD1	-8.19	110.93	118.30
3	14-M	33	ASP	CB-CG-OD1	-8.19	110.93	118.30
3	16-M	33	ASP	CB-CG-OD1	-8.19	110.93	118.30
3	17-M	33	ASP	CB-CG-OD1	-8.19	110.93	118.30
3	20-M	33	ASP	CB-CG-OD1	-8.19	110.93	118.30
1	3-B	15	VAL	CA-CB-CG2	-8.19	98.62	110.90
1	5-B	141	PRO	N-CA-CB	-8.19	93.48	103.30
1	10-B	141	PRO	N-CA-CB	-8.18	93.48	103.30

Continued on next page...

Continued from previous page...

Mol	Chain	Res	Type	Atoms	Z	Observed(°)	Ideal(°)
1	11-B	137	TRP	CD1-CG-CD2	8.18	112.85	106.30
1	13-B	141	PRO	N-CA-CB	-8.18	93.48	103.30
1	2-B	141	PRO	N-CA-CB	-8.18	93.49	103.30
1	4-B	141	PRO	N-CA-CB	-8.17	93.49	103.30
1	2-B	137	TRP	CD1-CG-CD2	8.17	112.83	106.30
1	8-B	141	PRO	N-CA-CB	-8.17	93.50	103.30
1	19-B	141	PRO	N-CA-CB	-8.16	93.50	103.30
1	5-B	137	TRP	CD1-CG-CD2	8.16	112.83	106.30
1	7-B	141	PRO	N-CA-CB	-8.16	93.51	103.30
1	1-B	141	PRO	N-CA-CB	-8.16	93.51	103.30
1	9-B	141	PRO	N-CA-CB	-8.16	93.51	103.30
1	4-B	137	TRP	CD1-CG-CD2	8.16	112.83	106.30
1	16-B	141	PRO	N-CA-CB	-8.16	93.51	103.30
1	17-B	141	PRO	N-CA-CB	-8.15	93.52	103.30
1	6-B	141	PRO	N-CA-CB	-8.15	93.52	103.30
3	3-M	33	ASP	CB-CG-OD1	-8.14	110.97	118.30
1	20-B	137	TRP	CD1-CG-CD2	8.14	112.81	106.30
1	12-B	137	TRP	CD1-CG-CD2	8.14	112.81	106.30
3	10-M	33	ASP	CB-CG-OD1	-8.13	110.98	118.30
3	13-M	33	ASP	CB-CG-OD1	-8.13	110.98	118.30
3	15-M	33	ASP	CB-CG-OD1	-8.13	110.98	118.30
3	18-M	33	ASP	CB-CG-OD1	-8.13	110.98	118.30
3	19-M	33	ASP	CB-CG-OD1	-8.13	110.98	118.30
1	14-B	141	PRO	N-CA-CB	-8.13	93.54	103.30
1	11-B	141	PRO	N-CA-CB	-8.13	93.55	103.30
1	3-B	141	PRO	N-CA-CB	-8.12	93.56	103.30
1	12-B	141	PRO	N-CA-CB	-8.12	93.55	103.30
1	16-B	137	TRP	CD1-CG-CD2	8.12	112.79	106.30
1	17-B	137	TRP	CD1-CG-CD2	8.12	112.80	106.30
1	18-B	141	PRO	N-CA-CB	-8.12	93.56	103.30
1	14-B	137	TRP	CD1-CG-CD2	8.12	112.79	106.30
1	20-B	141	PRO	N-CA-CB	-8.12	93.56	103.30
3	1-M	33	ASP	CB-CG-OD1	-8.09	111.02	118.30
3	2-M	33	ASP	CB-CG-OD1	-8.09	111.02	118.30
3	4-M	33	ASP	CB-CG-OD1	-8.09	111.02	118.30
3	5-M	33	ASP	CB-CG-OD1	-8.09	111.02	118.30
3	6-M	33	ASP	CB-CG-OD1	-8.09	111.02	118.30
3	7-M	33	ASP	CB-CG-OD1	-8.09	111.02	118.30
1	9-B	137	TRP	CD1-CG-CD2	8.07	112.75	106.30
3	4-M	805	ARG	C-N-CA	-7.95	101.82	121.70
3	10-M	339	ASP	CB-CG-OD1	-7.94	111.15	118.30
3	13-M	339	ASP	CB-CG-OD1	-7.94	111.15	118.30

Continued on next page...

Continued from previous page...

Mol	Chain	Res	Type	Atoms	Z	Observed(°)	Ideal(°)
3	15-M	339	ASP	CB-CG-OD1	-7.94	111.15	118.30
3	18-M	339	ASP	CB-CG-OD1	-7.94	111.15	118.30
3	19-M	339	ASP	CB-CG-OD1	-7.94	111.15	118.30
1	3-B	137	TRP	CE2-CD2-CG	-7.91	100.97	107.30
3	8-M	339	ASP	CB-CG-OD1	-7.90	111.19	118.30
3	9-M	339	ASP	CB-CG-OD1	-7.90	111.19	118.30
3	11-M	339	ASP	CB-CG-OD1	-7.90	111.19	118.30
3	12-M	339	ASP	CB-CG-OD1	-7.90	111.19	118.30
3	14-M	339	ASP	CB-CG-OD1	-7.90	111.19	118.30
3	16-M	339	ASP	CB-CG-OD1	-7.90	111.19	118.30
3	17-M	339	ASP	CB-CG-OD1	-7.90	111.19	118.30
3	20-M	339	ASP	CB-CG-OD1	-7.90	111.19	118.30
3	10-M	654	ARG	NE-CZ-NH1	7.88	124.24	120.30
3	13-M	654	ARG	NE-CZ-NH1	7.88	124.24	120.30
3	15-M	654	ARG	NE-CZ-NH1	7.88	124.24	120.30
3	18-M	654	ARG	NE-CZ-NH1	7.88	124.24	120.30
3	19-M	654	ARG	NE-CZ-NH1	7.88	124.24	120.30
3	1-M	654	ARG	NE-CZ-NH1	7.88	124.24	120.30
3	2-M	654	ARG	NE-CZ-NH1	7.88	124.24	120.30
3	4-M	654	ARG	NE-CZ-NH1	7.88	124.24	120.30
3	5-M	654	ARG	NE-CZ-NH1	7.88	124.24	120.30
3	6-M	654	ARG	NE-CZ-NH1	7.88	124.24	120.30
3	7-M	654	ARG	NE-CZ-NH1	7.88	124.24	120.30
3	3-M	339	ASP	CB-CG-OD1	-7.86	111.22	118.30
1	1-B	137	TRP	CE2-CD2-CG	-7.84	101.03	107.30
3	1-M	339	ASP	CB-CG-OD1	-7.83	111.26	118.30
3	2-M	339	ASP	CB-CG-OD1	-7.83	111.26	118.30
3	4-M	339	ASP	CB-CG-OD1	-7.83	111.26	118.30
3	5-M	339	ASP	CB-CG-OD1	-7.83	111.26	118.30
3	6-M	339	ASP	CB-CG-OD1	-7.83	111.26	118.30
3	7-M	339	ASP	CB-CG-OD1	-7.83	111.26	118.30
1	20-B	137	TRP	CE2-CD2-CG	-7.82	101.05	107.30
1	7-B	137	TRP	CE2-CD2-CG	-7.82	101.05	107.30
3	3-M	654	ARG	NE-CZ-NH1	7.80	124.20	120.30
1	6-B	137	TRP	CE2-CD2-CG	-7.79	101.06	107.30
1	11-B	137	TRP	CE2-CD2-CG	-7.79	101.07	107.30
1	2-B	137	TRP	CE2-CD2-CG	-7.79	101.07	107.30
1	8-B	137	TRP	CE2-CD2-CG	-7.77	101.08	107.30
1	5-B	137	TRP	CE2-CD2-CG	-7.76	101.09	107.30
1	12-B	137	TRP	CE2-CD2-CG	-7.75	101.10	107.30
1	17-B	137	TRP	CE2-CD2-CG	-7.74	101.11	107.30
1	14-B	137	TRP	CE2-CD2-CG	-7.73	101.11	107.30

Continued on next page...

Continued from previous page...

Mol	Chain	Res	Type	Atoms	Z	Observed(°)	Ideal(°)
1	16-B	137	TRP	CE2-CD2-CG	-7.73	101.11	107.30
1	4-B	137	TRP	CE2-CD2-CG	-7.73	101.11	107.30
1	18-B	137	TRP	CE2-CD2-CG	-7.73	101.12	107.30
1	15-B	137	TRP	CE2-CD2-CG	-7.73	101.12	107.30
1	19-B	137	TRP	CE2-CD2-CG	-7.71	101.13	107.30
1	13-B	137	TRP	CE2-CD2-CG	-7.71	101.13	107.30
1	9-B	137	TRP	CE2-CD2-CG	-7.71	101.14	107.30
1	10-B	137	TRP	CE2-CD2-CG	-7.70	101.14	107.30
1	11-B	137	TRP	CG-CD2-CE3	7.58	140.73	133.90
3	8-M	654	ARG	NE-CZ-NH1	7.58	124.09	120.30
3	9-M	654	ARG	NE-CZ-NH1	7.58	124.09	120.30
3	11-M	654	ARG	NE-CZ-NH1	7.58	124.09	120.30
3	12-M	654	ARG	NE-CZ-NH1	7.58	124.09	120.30
3	14-M	654	ARG	NE-CZ-NH1	7.58	124.09	120.30
3	16-M	654	ARG	NE-CZ-NH1	7.58	124.09	120.30
3	17-M	654	ARG	NE-CZ-NH1	7.58	124.09	120.30
3	20-M	654	ARG	NE-CZ-NH1	7.58	124.09	120.30
1	3-B	137	TRP	CG-CD2-CE3	7.56	140.71	133.90
3	1-M	653	PHE	CB-CG-CD1	-7.55	115.52	120.80
3	2-M	653	PHE	CB-CG-CD1	-7.55	115.52	120.80
3	4-M	653	PHE	CB-CG-CD1	-7.55	115.52	120.80
3	5-M	653	PHE	CB-CG-CD1	-7.55	115.52	120.80
3	6-M	653	PHE	CB-CG-CD1	-7.55	115.52	120.80
1	7-B	137	TRP	CG-CD2-CE3	7.55	140.69	133.90
3	7-M	653	PHE	CB-CG-CD1	-7.55	115.52	120.80
1	8-B	137	TRP	CG-CD2-CE3	7.54	140.69	133.90
1	10-B	137	TRP	CG-CD2-CE3	7.54	140.69	133.90
1	14-B	137	TRP	CG-CD2-CE3	7.54	140.68	133.90
1	12-B	137	TRP	CG-CD2-CE3	7.53	140.68	133.90
1	16-B	137	TRP	CG-CD2-CE3	7.53	140.67	133.90
1	13-B	137	TRP	CG-CD2-CE3	7.52	140.66	133.90
1	2-B	137	TRP	CG-CD2-CE3	7.52	140.66	133.90
1	9-B	137	TRP	CG-CD2-CE3	7.51	140.66	133.90
1	6-B	137	TRP	CG-CD2-CE3	7.51	140.66	133.90
1	18-B	137	TRP	CG-CD2-CE3	7.51	140.66	133.90
1	19-B	137	TRP	CG-CD2-CE3	7.51	140.66	133.90
3	10-M	653	PHE	CB-CG-CD1	-7.51	115.54	120.80
3	13-M	653	PHE	CB-CG-CD1	-7.51	115.54	120.80
3	15-M	653	PHE	CB-CG-CD1	-7.51	115.54	120.80
3	18-M	653	PHE	CB-CG-CD1	-7.51	115.54	120.80
3	19-M	653	PHE	CB-CG-CD1	-7.51	115.54	120.80
1	1-B	137	TRP	CG-CD2-CE3	7.50	140.65	133.90

Continued on next page...

Continued from previous page...

Mol	Chain	Res	Type	Atoms	Z	Observed(°)	Ideal(°)
1	20-B	137	TRP	CG-CD2-CE3	7.50	140.65	133.90
1	4-B	137	TRP	CG-CD2-CE3	7.48	140.63	133.90
1	17-B	137	TRP	CG-CD2-CE3	7.48	140.63	133.90
3	3-M	653	PHE	CB-CG-CD1	-7.48	115.56	120.80
1	5-B	137	TRP	CG-CD2-CE3	7.48	140.63	133.90
1	15-B	137	TRP	CG-CD2-CE3	7.47	140.62	133.90
2	18-C	40	ASN	C-N-CD	-7.42	104.27	120.60
2	10-C	40	ASN	C-N-CD	-7.42	104.29	120.60
2	15-C	40	ASN	C-N-CD	-7.42	104.29	120.60
2	1-C	40	ASN	C-N-CD	-7.41	104.29	120.60
2	13-C	40	ASN	C-N-CD	-7.41	104.29	120.60
2	4-C	40	ASN	C-N-CD	-7.41	104.31	120.60
2	6-C	40	ASN	C-N-CD	-7.40	104.32	120.60
2	20-C	40	ASN	C-N-CD	-7.40	104.31	120.60
2	5-C	40	ASN	C-N-CD	-7.40	104.32	120.60
2	7-C	40	ASN	C-N-CD	-7.40	104.32	120.60
3	8-M	653	PHE	CB-CG-CD1	-7.40	115.62	120.80
3	9-M	653	PHE	CB-CG-CD1	-7.40	115.62	120.80
3	11-M	653	PHE	CB-CG-CD1	-7.40	115.62	120.80
3	12-M	653	PHE	CB-CG-CD1	-7.40	115.62	120.80
3	14-M	653	PHE	CB-CG-CD1	-7.40	115.62	120.80
3	16-M	653	PHE	CB-CG-CD1	-7.40	115.62	120.80
3	17-M	653	PHE	CB-CG-CD1	-7.40	115.62	120.80
3	20-M	653	PHE	CB-CG-CD1	-7.40	115.62	120.80
2	19-C	40	ASN	C-N-CD	-7.38	104.35	120.60
2	2-C	40	ASN	C-N-CD	-7.38	104.36	120.60
2	8-C	40	ASN	C-N-CD	-7.38	104.36	120.60
2	12-C	40	ASN	C-N-CD	-7.38	104.37	120.60
2	17-C	40	ASN	C-N-CD	-7.38	104.38	120.60
2	3-C	40	ASN	C-N-CD	-7.37	104.38	120.60
3	8-M	518	ASP	CB-CG-OD1	-7.37	111.67	118.30
3	9-M	518	ASP	CB-CG-OD1	-7.37	111.67	118.30
3	11-M	518	ASP	CB-CG-OD1	-7.37	111.67	118.30
3	12-M	518	ASP	CB-CG-OD1	-7.37	111.67	118.30
3	14-M	518	ASP	CB-CG-OD1	-7.37	111.67	118.30
3	16-M	518	ASP	CB-CG-OD1	-7.37	111.67	118.30
3	17-M	518	ASP	CB-CG-OD1	-7.37	111.67	118.30
3	20-M	518	ASP	CB-CG-OD1	-7.37	111.67	118.30
2	16-C	40	ASN	C-N-CD	-7.37	104.40	120.60
2	11-C	40	ASN	C-N-CD	-7.36	104.40	120.60
2	14-C	40	ASN	C-N-CD	-7.36	104.40	120.60
2	9-C	40	ASN	C-N-CD	-7.35	104.42	120.60

Continued on next page...

Continued from previous page...

Mol	Chain	Res	Type	Atoms	Z	Observed(°)	Ideal(°)
3	10-M	518	ASP	CB-CG-OD1	-7.35	111.69	118.30
3	13-M	518	ASP	CB-CG-OD1	-7.35	111.69	118.30
3	15-M	518	ASP	CB-CG-OD1	-7.35	111.69	118.30
3	18-M	518	ASP	CB-CG-OD1	-7.35	111.69	118.30
3	19-M	518	ASP	CB-CG-OD1	-7.35	111.69	118.30
3	10-M	148	ARG	NE-CZ-NH2	-7.31	116.65	120.30
3	13-M	148	ARG	NE-CZ-NH2	-7.31	116.65	120.30
3	15-M	148	ARG	NE-CZ-NH2	-7.31	116.65	120.30
3	18-M	148	ARG	NE-CZ-NH2	-7.31	116.65	120.30
3	19-M	148	ARG	NE-CZ-NH2	-7.31	116.65	120.30
3	8-M	148	ARG	NE-CZ-NH2	-7.29	116.65	120.30
3	9-M	148	ARG	NE-CZ-NH2	-7.29	116.65	120.30
3	11-M	148	ARG	NE-CZ-NH2	-7.29	116.65	120.30
3	12-M	148	ARG	NE-CZ-NH2	-7.29	116.65	120.30
3	14-M	148	ARG	NE-CZ-NH2	-7.29	116.65	120.30
3	16-M	148	ARG	NE-CZ-NH2	-7.29	116.65	120.30
3	17-M	148	ARG	NE-CZ-NH2	-7.29	116.65	120.30
3	20-M	148	ARG	NE-CZ-NH2	-7.29	116.65	120.30
3	1-M	104	TYR	CB-CG-CD2	7.28	125.37	121.00
3	2-M	104	TYR	CB-CG-CD2	7.28	125.37	121.00
3	4-M	104	TYR	CB-CG-CD2	7.28	125.37	121.00
3	5-M	104	TYR	CB-CG-CD2	7.28	125.37	121.00
3	6-M	104	TYR	CB-CG-CD2	7.28	125.37	121.00
3	7-M	104	TYR	CB-CG-CD2	7.28	125.37	121.00
3	1-M	518	ASP	CB-CG-OD1	-7.28	111.75	118.30
3	2-M	518	ASP	CB-CG-OD1	-7.28	111.75	118.30
3	4-M	518	ASP	CB-CG-OD1	-7.28	111.75	118.30
3	5-M	518	ASP	CB-CG-OD1	-7.28	111.75	118.30
3	6-M	518	ASP	CB-CG-OD1	-7.28	111.75	118.30
3	7-M	518	ASP	CB-CG-OD1	-7.28	111.75	118.30
3	3-M	104	TYR	CB-CG-CD2	7.26	125.36	121.00
3	14-M	805	ARG	C-N-CA	-7.25	103.57	121.70
3	3-M	346	ASP	CB-CG-OD2	-7.25	111.78	118.30
3	1-M	346	ASP	CB-CG-OD2	-7.21	111.81	118.30
3	2-M	346	ASP	CB-CG-OD2	-7.21	111.81	118.30
3	3-M	148	ARG	NE-CZ-NH2	-7.21	116.70	120.30
3	3-M	518	ASP	CB-CG-OD1	-7.21	111.81	118.30
3	4-M	346	ASP	CB-CG-OD2	-7.21	111.81	118.30
3	5-M	346	ASP	CB-CG-OD2	-7.21	111.81	118.30
3	6-M	346	ASP	CB-CG-OD2	-7.21	111.81	118.30
3	7-M	346	ASP	CB-CG-OD2	-7.21	111.81	118.30
3	10-M	104	TYR	CB-CG-CD2	7.21	125.32	121.00

Continued on next page...

Continued from previous page...

Mol	Chain	Res	Type	Atoms	Z	Observed(°)	Ideal(°)
3	13-M	104	TYR	CB-CG-CD2	7.21	125.32	121.00
3	15-M	104	TYR	CB-CG-CD2	7.21	125.32	121.00
3	18-M	104	TYR	CB-CG-CD2	7.21	125.32	121.00
3	19-M	104	TYR	CB-CG-CD2	7.21	125.32	121.00
3	8-M	346	ASP	CB-CG-OD2	-7.20	111.82	118.30
3	9-M	346	ASP	CB-CG-OD2	-7.20	111.82	118.30
3	11-M	346	ASP	CB-CG-OD2	-7.20	111.82	118.30
3	12-M	346	ASP	CB-CG-OD2	-7.20	111.82	118.30
3	14-M	346	ASP	CB-CG-OD2	-7.20	111.82	118.30
3	16-M	346	ASP	CB-CG-OD2	-7.20	111.82	118.30
3	17-M	346	ASP	CB-CG-OD2	-7.20	111.82	118.30
3	20-M	346	ASP	CB-CG-OD2	-7.20	111.82	118.30
3	8-M	104	TYR	CB-CG-CD2	7.20	125.32	121.00
3	9-M	104	TYR	CB-CG-CD2	7.20	125.32	121.00
3	11-M	104	TYR	CB-CG-CD2	7.20	125.32	121.00
3	12-M	104	TYR	CB-CG-CD2	7.20	125.32	121.00
3	14-M	104	TYR	CB-CG-CD2	7.20	125.32	121.00
3	16-M	104	TYR	CB-CG-CD2	7.20	125.32	121.00
3	17-M	104	TYR	CB-CG-CD2	7.20	125.32	121.00
3	20-M	104	TYR	CB-CG-CD2	7.20	125.32	121.00
3	1-M	148	ARG	NE-CZ-NH2	-7.20	116.70	120.30
3	2-M	148	ARG	NE-CZ-NH2	-7.20	116.70	120.30
3	4-M	148	ARG	NE-CZ-NH2	-7.20	116.70	120.30
3	5-M	148	ARG	NE-CZ-NH2	-7.20	116.70	120.30
3	6-M	148	ARG	NE-CZ-NH2	-7.20	116.70	120.30
3	7-M	148	ARG	NE-CZ-NH2	-7.20	116.70	120.30
3	10-M	346	ASP	CB-CG-OD2	-7.19	111.83	118.30
3	13-M	346	ASP	CB-CG-OD2	-7.19	111.83	118.30
3	15-M	346	ASP	CB-CG-OD2	-7.19	111.83	118.30
3	18-M	346	ASP	CB-CG-OD2	-7.19	111.83	118.30
3	19-M	346	ASP	CB-CG-OD2	-7.19	111.83	118.30
1	14-B	109	LYS	N-CA-C	7.08	130.12	111.00
1	11-B	109	LYS	N-CA-C	7.08	130.10	111.00
1	20-B	109	LYS	N-CA-C	7.08	130.10	111.00
1	9-B	109	LYS	N-CA-C	7.07	130.08	111.00
1	16-B	109	LYS	N-CA-C	7.07	130.08	111.00
1	17-B	109	LYS	N-CA-C	7.06	130.07	111.00
1	1-B	109	LYS	N-CA-C	7.06	130.05	111.00
1	4-B	109	LYS	N-CA-C	7.06	130.06	111.00
1	7-B	109	LYS	N-CA-C	7.06	130.06	111.00
1	8-B	109	LYS	N-CA-C	7.06	130.06	111.00
1	6-B	109	LYS	N-CA-C	7.06	130.05	111.00

Continued on next page...

Continued from previous page...

Mol	Chain	Res	Type	Atoms	Z	Observed(°)	Ideal(°)
1	12-B	109	LYS	N-CA-C	7.06	130.05	111.00
1	18-B	109	LYS	N-CA-C	7.05	130.03	111.00
1	2-B	109	LYS	N-CA-C	7.04	130.01	111.00
1	3-B	109	LYS	N-CA-C	7.04	130.00	111.00
1	10-B	109	LYS	N-CA-C	7.04	130.00	111.00
1	13-B	109	LYS	N-CA-C	7.04	130.00	111.00
1	15-B	109	LYS	N-CA-C	7.03	129.99	111.00
1	19-B	109	LYS	N-CA-C	7.03	129.99	111.00
1	5-B	109	LYS	N-CA-C	7.02	129.97	111.00
3	8-M	264	ASP	N-CA-CB	-6.96	98.07	110.60
3	9-M	264	ASP	N-CA-CB	-6.96	98.07	110.60
3	11-M	264	ASP	N-CA-CB	-6.96	98.07	110.60
3	12-M	264	ASP	N-CA-CB	-6.96	98.07	110.60
3	14-M	264	ASP	N-CA-CB	-6.96	98.07	110.60
3	16-M	264	ASP	N-CA-CB	-6.96	98.07	110.60
3	17-M	264	ASP	N-CA-CB	-6.96	98.07	110.60
3	20-M	264	ASP	N-CA-CB	-6.96	98.07	110.60
3	10-M	264	ASP	N-CA-CB	-6.95	98.08	110.60
3	13-M	264	ASP	N-CA-CB	-6.95	98.08	110.60
3	15-M	264	ASP	N-CA-CB	-6.95	98.08	110.60
3	18-M	264	ASP	N-CA-CB	-6.95	98.08	110.60
3	19-M	264	ASP	N-CA-CB	-6.95	98.08	110.60
3	3-M	75	ASP	N-CA-CB	6.95	123.11	110.60
3	1-M	75	ASP	N-CA-CB	6.95	123.10	110.60
3	2-M	75	ASP	N-CA-CB	6.95	123.10	110.60
3	4-M	75	ASP	N-CA-CB	6.95	123.10	110.60
3	5-M	75	ASP	N-CA-CB	6.95	123.10	110.60
3	6-M	75	ASP	N-CA-CB	6.95	123.10	110.60
3	7-M	75	ASP	N-CA-CB	6.95	123.10	110.60
3	1-M	264	ASP	N-CA-CB	-6.93	98.13	110.60
3	2-M	264	ASP	N-CA-CB	-6.93	98.13	110.60
3	4-M	264	ASP	N-CA-CB	-6.93	98.13	110.60
3	5-M	264	ASP	N-CA-CB	-6.93	98.13	110.60
3	6-M	264	ASP	N-CA-CB	-6.93	98.13	110.60
3	7-M	264	ASP	N-CA-CB	-6.93	98.13	110.60
3	10-M	75	ASP	N-CA-CB	6.92	123.06	110.60
3	13-M	75	ASP	N-CA-CB	6.92	123.06	110.60
3	15-M	75	ASP	N-CA-CB	6.92	123.06	110.60
3	18-M	75	ASP	N-CA-CB	6.92	123.06	110.60
3	19-M	75	ASP	N-CA-CB	6.92	123.06	110.60
3	3-M	264	ASP	N-CA-CB	-6.91	98.16	110.60
3	8-M	75	ASP	N-CA-CB	6.90	123.03	110.60

Continued on next page...

Continued from previous page...

Mol	Chain	Res	Type	Atoms	Z	Observed(°)	Ideal(°)
3	9-M	75	ASP	N-CA-CB	6.90	123.03	110.60
3	11-M	75	ASP	N-CA-CB	6.90	123.03	110.60
3	12-M	75	ASP	N-CA-CB	6.90	123.03	110.60
3	14-M	75	ASP	N-CA-CB	6.90	123.03	110.60
3	16-M	75	ASP	N-CA-CB	6.90	123.03	110.60
3	17-M	75	ASP	N-CA-CB	6.90	123.03	110.60
3	20-M	75	ASP	N-CA-CB	6.90	123.03	110.60
3	10-M	343	PHE	CB-CG-CD1	6.87	125.61	120.80
3	13-M	343	PHE	CB-CG-CD1	6.87	125.61	120.80
3	15-M	343	PHE	CB-CG-CD1	6.87	125.61	120.80
3	18-M	343	PHE	CB-CG-CD1	6.87	125.61	120.80
3	19-M	343	PHE	CB-CG-CD1	6.87	125.61	120.80
3	8-M	555	TYR	CB-CG-CD2	-6.87	116.88	121.00
3	9-M	555	TYR	CB-CG-CD2	-6.87	116.88	121.00
3	11-M	555	TYR	CB-CG-CD2	-6.87	116.88	121.00
3	12-M	555	TYR	CB-CG-CD2	-6.87	116.88	121.00
3	14-M	555	TYR	CB-CG-CD2	-6.87	116.88	121.00
3	16-M	555	TYR	CB-CG-CD2	-6.87	116.88	121.00
3	17-M	555	TYR	CB-CG-CD2	-6.87	116.88	121.00
3	20-M	555	TYR	CB-CG-CD2	-6.87	116.88	121.00
3	8-M	343	PHE	CB-CG-CD1	6.82	125.57	120.80
3	9-M	343	PHE	CB-CG-CD1	6.82	125.57	120.80
3	11-M	343	PHE	CB-CG-CD1	6.82	125.57	120.80
3	12-M	343	PHE	CB-CG-CD1	6.82	125.57	120.80
3	14-M	343	PHE	CB-CG-CD1	6.82	125.57	120.80
3	16-M	343	PHE	CB-CG-CD1	6.82	125.57	120.80
3	17-M	343	PHE	CB-CG-CD1	6.82	125.57	120.80
3	20-M	343	PHE	CB-CG-CD1	6.82	125.57	120.80
3	1-M	343	PHE	CB-CG-CD1	6.81	125.57	120.80
3	2-M	343	PHE	CB-CG-CD1	6.81	125.57	120.80
3	4-M	343	PHE	CB-CG-CD1	6.81	125.57	120.80
3	5-M	343	PHE	CB-CG-CD1	6.81	125.57	120.80
3	6-M	343	PHE	CB-CG-CD1	6.81	125.57	120.80
3	7-M	343	PHE	CB-CG-CD1	6.81	125.57	120.80
3	12-M	709	LYS	CA-C-N	6.77	129.74	116.20
3	3-M	343	PHE	CB-CG-CD1	6.73	125.51	120.80
3	10-M	450	ASP	CB-CG-OD2	6.72	124.35	118.30
3	13-M	450	ASP	CB-CG-OD2	6.72	124.35	118.30
3	15-M	450	ASP	CB-CG-OD2	6.72	124.35	118.30
3	18-M	450	ASP	CB-CG-OD2	6.72	124.35	118.30
3	19-M	450	ASP	CB-CG-OD2	6.72	124.35	118.30
3	19-M	781	ASP	CB-CG-OD1	-6.72	112.25	118.30

Continued on next page...

Continued from previous page...

Mol	Chain	Res	Type	Atoms	Z	Observed(°)	Ideal(°)
3	3-M	450	ASP	CB-CG-OD2	6.70	124.33	118.30
3	3-M	555	TYR	CB-CG-CD2	-6.69	116.99	121.00
3	13-M	781	ASP	CB-CG-OD1	-6.69	112.28	118.30
3	10-M	781	ASP	CB-CG-OD1	-6.68	112.28	118.30
3	18-M	781	ASP	CB-CG-OD1	-6.68	112.29	118.30
3	8-M	450	ASP	CB-CG-OD2	6.66	124.29	118.30
3	9-M	450	ASP	CB-CG-OD2	6.66	124.29	118.30
3	11-M	450	ASP	CB-CG-OD2	6.66	124.29	118.30
3	12-M	450	ASP	CB-CG-OD2	6.66	124.29	118.30
3	14-M	450	ASP	CB-CG-OD2	6.66	124.29	118.30
3	16-M	450	ASP	CB-CG-OD2	6.66	124.29	118.30
3	17-M	450	ASP	CB-CG-OD2	6.66	124.29	118.30
3	20-M	450	ASP	CB-CG-OD2	6.66	124.29	118.30
3	1-M	555	TYR	CB-CG-CD2	-6.65	117.01	121.00
3	2-M	555	TYR	CB-CG-CD2	-6.65	117.01	121.00
3	4-M	555	TYR	CB-CG-CD2	-6.65	117.01	121.00
3	5-M	555	TYR	CB-CG-CD2	-6.65	117.01	121.00
3	6-M	555	TYR	CB-CG-CD2	-6.65	117.01	121.00
3	7-M	555	TYR	CB-CG-CD2	-6.65	117.01	121.00
3	15-M	781	ASP	CB-CG-OD1	-6.65	112.32	118.30
3	12-M	756	THR	N-CA-CB	-6.62	97.72	110.30
3	14-M	756	THR	N-CA-CB	-6.62	97.72	110.30
3	7-M	781	ASP	CB-CG-OD1	-6.62	112.34	118.30
3	19-M	756	THR	N-CA-CB	-6.62	97.72	110.30
3	10-M	555	TYR	CB-CG-CD2	-6.62	117.03	121.00
3	10-M	756	THR	N-CA-CB	-6.62	97.72	110.30
3	13-M	555	TYR	CB-CG-CD2	-6.62	117.03	121.00
3	15-M	555	TYR	CB-CG-CD2	-6.62	117.03	121.00
3	18-M	555	TYR	CB-CG-CD2	-6.62	117.03	121.00
3	19-M	555	TYR	CB-CG-CD2	-6.62	117.03	121.00
3	1-M	756	THR	N-CA-CB	-6.62	97.73	110.30
3	6-M	756	THR	N-CA-CB	-6.62	97.73	110.30
3	1-M	450	ASP	CB-CG-OD2	6.61	124.25	118.30
3	2-M	450	ASP	CB-CG-OD2	6.61	124.25	118.30
3	4-M	450	ASP	CB-CG-OD2	6.61	124.25	118.30
3	5-M	450	ASP	CB-CG-OD2	6.61	124.25	118.30
3	5-M	756	THR	N-CA-CB	-6.61	97.74	110.30
3	6-M	450	ASP	CB-CG-OD2	6.61	124.25	118.30
3	7-M	450	ASP	CB-CG-OD2	6.61	124.25	118.30
3	14-M	781	ASP	CB-CG-OD1	-6.61	112.35	118.30
3	3-M	781	ASP	CB-CG-OD1	-6.61	112.35	118.30
3	9-M	756	THR	N-CA-CB	-6.61	97.75	110.30

Continued on next page...

Continued from previous page...

Mol	Chain	Res	Type	Atoms	Z	Observed(°)	Ideal(°)
3	16-M	756	THR	N-CA-CB	-6.61	97.75	110.30
3	2-M	756	THR	N-CA-CB	-6.61	97.75	110.30
3	7-M	756	THR	N-CA-CB	-6.61	97.75	110.30
3	8-M	756	THR	N-CA-CB	-6.60	97.76	110.30
3	11-M	756	THR	N-CA-CB	-6.60	97.76	110.30
3	13-M	756	THR	N-CA-CB	-6.60	97.75	110.30
3	17-M	756	THR	N-CA-CB	-6.60	97.76	110.30
3	20-M	756	THR	N-CA-CB	-6.60	97.76	110.30
3	11-M	781	ASP	CB-CG-OD1	-6.60	112.36	118.30
3	10-M	334	THR	CA-CB-CG2	-6.60	103.16	112.40
3	13-M	334	THR	CA-CB-CG2	-6.60	103.16	112.40
3	15-M	334	THR	CA-CB-CG2	-6.60	103.16	112.40
3	18-M	334	THR	CA-CB-CG2	-6.60	103.16	112.40
3	19-M	334	THR	CA-CB-CG2	-6.60	103.16	112.40
3	4-M	756	THR	N-CA-CB	-6.60	97.77	110.30
1	6-B	150	TYR	CB-CG-CD1	-6.60	117.04	121.00
3	18-M	756	THR	N-CA-CB	-6.60	97.77	110.30
3	8-M	781	ASP	CB-CG-OD1	-6.60	112.36	118.30
3	5-M	781	ASP	CB-CG-OD1	-6.59	112.37	118.30
3	12-M	781	ASP	CB-CG-OD1	-6.59	112.37	118.30
3	1-M	75	ASP	CB-CG-OD2	6.58	124.22	118.30
3	2-M	75	ASP	CB-CG-OD2	6.58	124.22	118.30
3	4-M	75	ASP	CB-CG-OD2	6.58	124.22	118.30
3	5-M	75	ASP	CB-CG-OD2	6.58	124.22	118.30
3	6-M	75	ASP	CB-CG-OD2	6.58	124.22	118.30
3	7-M	75	ASP	CB-CG-OD2	6.58	124.22	118.30
3	20-M	781	ASP	CB-CG-OD1	-6.58	112.38	118.30
3	2-M	781	ASP	CB-CG-OD1	-6.58	112.38	118.30
3	10-M	739	ASP	CB-CG-OD1	-6.58	112.38	118.30
3	17-M	781	ASP	CB-CG-OD1	-6.58	112.38	118.30
3	15-M	756	THR	N-CA-CB	-6.58	97.81	110.30
3	1-M	590	TYR	CB-CG-CD2	6.57	124.94	121.00
3	2-M	590	TYR	CB-CG-CD2	6.57	124.94	121.00
3	3-M	589	ASP	CB-CG-OD1	-6.57	112.38	118.30
3	4-M	590	TYR	CB-CG-CD2	6.57	124.94	121.00
3	5-M	590	TYR	CB-CG-CD2	6.57	124.94	121.00
3	6-M	590	TYR	CB-CG-CD2	6.57	124.94	121.00
3	7-M	590	TYR	CB-CG-CD2	6.57	124.94	121.00
3	16-M	781	ASP	CB-CG-OD1	-6.57	112.39	118.30
3	3-M	756	THR	N-CA-CB	-6.57	97.83	110.30
3	1-M	589	ASP	CB-CG-OD1	-6.56	112.39	118.30
3	2-M	589	ASP	CB-CG-OD1	-6.56	112.39	118.30

Continued on next page...

Continued from previous page...

Mol	Chain	Res	Type	Atoms	Z	Observed(°)	Ideal(°)
3	4-M	589	ASP	CB-CG-OD1	-6.56	112.39	118.30
3	5-M	589	ASP	CB-CG-OD1	-6.56	112.39	118.30
3	6-M	589	ASP	CB-CG-OD1	-6.56	112.39	118.30
3	7-M	589	ASP	CB-CG-OD1	-6.56	112.39	118.30
3	8-M	334	THR	CA-CB-CG2	-6.56	103.21	112.40
3	9-M	334	THR	CA-CB-CG2	-6.56	103.21	112.40
3	11-M	334	THR	CA-CB-CG2	-6.56	103.21	112.40
3	12-M	334	THR	CA-CB-CG2	-6.56	103.21	112.40
3	14-M	334	THR	CA-CB-CG2	-6.56	103.21	112.40
3	16-M	334	THR	CA-CB-CG2	-6.56	103.21	112.40
3	17-M	334	THR	CA-CB-CG2	-6.56	103.21	112.40
3	20-M	334	THR	CA-CB-CG2	-6.56	103.21	112.40
3	1-M	781	ASP	CB-CG-OD1	-6.56	112.40	118.30
3	6-M	781	ASP	CB-CG-OD1	-6.56	112.40	118.30
3	9-M	781	ASP	CB-CG-OD1	-6.56	112.40	118.30
3	3-M	739	ASP	CB-CG-OD1	-6.56	112.40	118.30
3	1-M	334	THR	CA-CB-CG2	-6.55	103.22	112.40
3	2-M	334	THR	CA-CB-CG2	-6.55	103.22	112.40
3	4-M	334	THR	CA-CB-CG2	-6.55	103.22	112.40
3	4-M	781	ASP	CB-CG-OD1	-6.55	112.40	118.30
3	5-M	334	THR	CA-CB-CG2	-6.55	103.22	112.40
3	6-M	334	THR	CA-CB-CG2	-6.55	103.22	112.40
3	7-M	334	THR	CA-CB-CG2	-6.55	103.22	112.40
1	19-B	150	TYR	CB-CG-CD1	-6.55	117.07	121.00
3	9-M	739	ASP	CB-CG-OD1	-6.54	112.41	118.30
3	10-M	169	ASP	CB-CG-OD1	-6.54	112.41	118.30
3	13-M	169	ASP	CB-CG-OD1	-6.54	112.41	118.30
3	15-M	169	ASP	CB-CG-OD1	-6.54	112.41	118.30
3	18-M	169	ASP	CB-CG-OD1	-6.54	112.41	118.30
3	19-M	169	ASP	CB-CG-OD1	-6.54	112.41	118.30
3	10-M	75	ASP	CB-CG-OD2	6.54	124.18	118.30
3	13-M	75	ASP	CB-CG-OD2	6.54	124.18	118.30
3	15-M	75	ASP	CB-CG-OD2	6.54	124.18	118.30
3	18-M	75	ASP	CB-CG-OD2	6.54	124.18	118.30
3	19-M	75	ASP	CB-CG-OD2	6.54	124.18	118.30
1	2-B	150	TYR	CB-CG-CD1	-6.54	117.08	121.00
3	14-M	709	LYS	C-N-CA	6.54	136.03	122.30
3	18-M	739	ASP	CB-CG-OD1	-6.53	112.42	118.30
3	3-M	334	THR	CA-CB-CG2	-6.53	103.25	112.40
1	1-B	150	TYR	CB-CG-CD1	-6.53	117.08	121.00
3	10-M	589	ASP	CB-CG-OD1	-6.53	112.42	118.30
3	13-M	589	ASP	CB-CG-OD1	-6.53	112.42	118.30

Continued on next page...

Continued from previous page...

Mol	Chain	Res	Type	Atoms	Z	Observed(°)	Ideal(°)
3	15-M	589	ASP	CB-CG-OD1	-6.53	112.42	118.30
3	18-M	589	ASP	CB-CG-OD1	-6.53	112.42	118.30
3	19-M	589	ASP	CB-CG-OD1	-6.53	112.42	118.30
3	3-M	75	ASP	CB-CG-OD2	6.52	124.17	118.30
3	8-M	169	ASP	CB-CG-OD1	-6.52	112.43	118.30
3	9-M	169	ASP	CB-CG-OD1	-6.52	112.43	118.30
3	11-M	169	ASP	CB-CG-OD1	-6.52	112.43	118.30
3	12-M	169	ASP	CB-CG-OD1	-6.52	112.43	118.30
3	14-M	169	ASP	CB-CG-OD1	-6.52	112.43	118.30
3	16-M	169	ASP	CB-CG-OD1	-6.52	112.43	118.30
3	17-M	169	ASP	CB-CG-OD1	-6.52	112.43	118.30
3	20-M	169	ASP	CB-CG-OD1	-6.52	112.43	118.30
1	7-B	150	TYR	CB-CG-CD1	-6.52	117.09	121.00
1	18-B	150	TYR	CB-CG-CD1	-6.52	117.09	121.00
3	16-M	739	ASP	CB-CG-OD1	-6.52	112.43	118.30
3	12-M	739	ASP	CB-CG-OD1	-6.52	112.44	118.30
1	12-B	150	TYR	CB-CG-CD1	-6.51	117.09	121.00
3	8-M	332	MET	CG-SD-CE	-6.51	89.78	100.20
3	9-M	332	MET	CG-SD-CE	-6.51	89.78	100.20
3	11-M	332	MET	CG-SD-CE	-6.51	89.78	100.20
3	12-M	332	MET	CG-SD-CE	-6.51	89.78	100.20
3	14-M	332	MET	CG-SD-CE	-6.51	89.78	100.20
3	16-M	332	MET	CG-SD-CE	-6.51	89.78	100.20
3	17-M	332	MET	CG-SD-CE	-6.51	89.78	100.20
3	20-M	332	MET	CG-SD-CE	-6.51	89.78	100.20
3	1-M	169	ASP	CB-CG-OD1	-6.51	112.44	118.30
3	2-M	169	ASP	CB-CG-OD1	-6.51	112.44	118.30
3	4-M	169	ASP	CB-CG-OD1	-6.51	112.44	118.30
3	5-M	169	ASP	CB-CG-OD1	-6.51	112.44	118.30
3	6-M	169	ASP	CB-CG-OD1	-6.51	112.44	118.30
3	7-M	169	ASP	CB-CG-OD1	-6.51	112.44	118.30
3	8-M	739	ASP	CB-CG-OD1	-6.51	112.44	118.30
3	11-M	739	ASP	CB-CG-OD1	-6.51	112.44	118.30
3	17-M	739	ASP	CB-CG-OD1	-6.51	112.44	118.30
3	20-M	739	ASP	CB-CG-OD1	-6.51	112.44	118.30
3	1-M	141	LEU	CB-CA-C	-6.51	97.84	110.20
3	2-M	141	LEU	CB-CA-C	-6.51	97.84	110.20
3	3-M	169	ASP	CB-CG-OD1	-6.51	112.44	118.30
3	4-M	141	LEU	CB-CA-C	-6.51	97.84	110.20
3	5-M	141	LEU	CB-CA-C	-6.51	97.84	110.20
3	6-M	141	LEU	CB-CA-C	-6.51	97.84	110.20
3	7-M	141	LEU	CB-CA-C	-6.51	97.84	110.20

Continued on next page...

Continued from previous page...

Mol	Chain	Res	Type	Atoms	Z	Observed(°)	Ideal(°)
3	19-M	739	ASP	CB-CG-OD1	-6.51	112.44	118.30
3	15-M	739	ASP	CB-CG-OD1	-6.50	112.44	118.30
3	3-M	590	TYR	CB-CG-CD2	6.50	124.90	121.00
3	14-M	739	ASP	CB-CG-OD1	-6.50	112.45	118.30
1	13-B	150	TYR	CB-CG-CD1	-6.50	117.10	121.00
1	20-B	150	TYR	CB-CG-CD1	-6.50	117.10	121.00
3	1-M	332	MET	CG-SD-CE	-6.49	89.81	100.20
3	2-M	332	MET	CG-SD-CE	-6.49	89.81	100.20
3	4-M	332	MET	CG-SD-CE	-6.49	89.81	100.20
3	5-M	332	MET	CG-SD-CE	-6.49	89.81	100.20
3	6-M	332	MET	CG-SD-CE	-6.49	89.81	100.20
3	7-M	332	MET	CG-SD-CE	-6.49	89.81	100.20
3	5-M	739	ASP	CB-CG-OD1	-6.49	112.46	118.30
3	13-M	739	ASP	CB-CG-OD1	-6.49	112.46	118.30
3	10-M	141	LEU	CB-CA-C	-6.48	97.88	110.20
3	13-M	141	LEU	CB-CA-C	-6.48	97.88	110.20
3	15-M	141	LEU	CB-CA-C	-6.48	97.88	110.20
3	18-M	141	LEU	CB-CA-C	-6.48	97.88	110.20
3	19-M	141	LEU	CB-CA-C	-6.48	97.88	110.20
3	10-M	332	MET	CG-SD-CE	-6.48	89.83	100.20
3	13-M	332	MET	CG-SD-CE	-6.48	89.83	100.20
3	15-M	332	MET	CG-SD-CE	-6.48	89.83	100.20
3	18-M	332	MET	CG-SD-CE	-6.48	89.83	100.20
3	19-M	332	MET	CG-SD-CE	-6.48	89.83	100.20
3	3-M	332	MET	CG-SD-CE	-6.48	89.84	100.20
3	3-M	141	LEU	CB-CA-C	-6.47	97.91	110.20
3	8-M	141	LEU	CB-CA-C	-6.46	97.92	110.20
3	8-M	590	TYR	CB-CG-CD2	6.46	124.88	121.00
3	9-M	141	LEU	CB-CA-C	-6.46	97.92	110.20
3	9-M	590	TYR	CB-CG-CD2	6.46	124.88	121.00
3	11-M	141	LEU	CB-CA-C	-6.46	97.92	110.20
3	11-M	590	TYR	CB-CG-CD2	6.46	124.88	121.00
3	12-M	141	LEU	CB-CA-C	-6.46	97.92	110.20
3	12-M	590	TYR	CB-CG-CD2	6.46	124.88	121.00
3	14-M	141	LEU	CB-CA-C	-6.46	97.92	110.20
3	14-M	590	TYR	CB-CG-CD2	6.46	124.88	121.00
3	16-M	141	LEU	CB-CA-C	-6.46	97.92	110.20
3	16-M	590	TYR	CB-CG-CD2	6.46	124.88	121.00
3	17-M	141	LEU	CB-CA-C	-6.46	97.92	110.20
3	17-M	590	TYR	CB-CG-CD2	6.46	124.88	121.00
3	20-M	141	LEU	CB-CA-C	-6.46	97.92	110.20
3	20-M	590	TYR	CB-CG-CD2	6.46	124.88	121.00

Continued on next page...

Continued from previous page...

Mol	Chain	Res	Type	Atoms	Z	Observed(°)	Ideal(°)
1	15-B	150	TYR	CB-CG-CD1	-6.46	117.12	121.00
1	8-B	150	TYR	CB-CG-CD1	-6.46	117.12	121.00
1	5-B	150	TYR	CB-CG-CD1	-6.46	117.13	121.00
3	2-M	739	ASP	CB-CG-OD1	-6.45	112.49	118.30
1	4-B	150	TYR	CB-CG-CD1	-6.45	117.13	121.00
3	7-M	739	ASP	CB-CG-OD1	-6.45	112.49	118.30
1	16-B	150	TYR	CB-CG-CD1	-6.45	117.13	121.00
1	14-B	150	TYR	CB-CG-CD1	-6.45	117.13	121.00
3	6-M	739	ASP	CB-CG-OD1	-6.45	112.50	118.30
1	10-B	150	TYR	CB-CG-CD1	-6.43	117.14	121.00
1	9-B	150	TYR	CB-CG-CD1	-6.42	117.15	121.00
3	1-M	739	ASP	CB-CG-OD1	-6.42	112.52	118.30
1	3-B	150	TYR	CB-CG-CD1	-6.42	117.15	121.00
3	4-M	739	ASP	CB-CG-OD1	-6.41	112.53	118.30
3	8-M	589	ASP	CB-CG-OD1	-6.40	112.54	118.30
3	9-M	589	ASP	CB-CG-OD1	-6.40	112.54	118.30
3	11-M	589	ASP	CB-CG-OD1	-6.40	112.54	118.30
3	12-M	589	ASP	CB-CG-OD1	-6.40	112.54	118.30
3	14-M	589	ASP	CB-CG-OD1	-6.40	112.54	118.30
3	16-M	589	ASP	CB-CG-OD1	-6.40	112.54	118.30
3	17-M	589	ASP	CB-CG-OD1	-6.40	112.54	118.30
3	20-M	589	ASP	CB-CG-OD1	-6.40	112.54	118.30
3	10-M	590	TYR	CB-CG-CD2	6.40	124.84	121.00
3	13-M	590	TYR	CB-CG-CD2	6.40	124.84	121.00
3	15-M	590	TYR	CB-CG-CD2	6.40	124.84	121.00
3	18-M	590	TYR	CB-CG-CD2	6.40	124.84	121.00
3	19-M	590	TYR	CB-CG-CD2	6.40	124.84	121.00
1	17-B	150	TYR	CB-CG-CD1	-6.39	117.16	121.00
3	8-M	341	LEU	CB-CA-C	6.38	122.33	110.20
3	9-M	341	LEU	CB-CA-C	6.38	122.33	110.20
3	11-M	341	LEU	CB-CA-C	6.38	122.33	110.20
3	12-M	341	LEU	CB-CA-C	6.38	122.33	110.20
3	14-M	341	LEU	CB-CA-C	6.38	122.33	110.20
3	16-M	341	LEU	CB-CA-C	6.38	122.33	110.20
3	17-M	341	LEU	CB-CA-C	6.38	122.33	110.20
3	20-M	341	LEU	CB-CA-C	6.38	122.33	110.20
3	8-M	75	ASP	CB-CG-OD2	6.38	124.04	118.30
3	9-M	75	ASP	CB-CG-OD2	6.38	124.04	118.30
3	11-M	75	ASP	CB-CG-OD2	6.38	124.04	118.30
3	12-M	75	ASP	CB-CG-OD2	6.38	124.04	118.30
3	14-M	75	ASP	CB-CG-OD2	6.38	124.04	118.30
3	16-M	75	ASP	CB-CG-OD2	6.38	124.04	118.30

Continued on next page...

Continued from previous page...

Mol	Chain	Res	Type	Atoms	Z	Observed(°)	Ideal(°)
3	17-M	75	ASP	CB-CG-OD2	6.38	124.04	118.30
3	20-M	75	ASP	CB-CG-OD2	6.38	124.04	118.30
3	7-M	805	ARG	O-C-N	-6.38	112.49	122.70
1	11-B	150	TYR	CB-CG-CD1	-6.38	117.17	121.00
3	3-M	129	TYR	CB-CG-CD2	-6.37	117.18	121.00
3	3-M	341	LEU	CB-CA-C	6.36	122.29	110.20
3	1-M	341	LEU	CB-CA-C	6.35	122.26	110.20
3	2-M	341	LEU	CB-CA-C	6.35	122.26	110.20
3	4-M	341	LEU	CB-CA-C	6.35	122.26	110.20
3	5-M	341	LEU	CB-CA-C	6.35	122.26	110.20
3	6-M	341	LEU	CB-CA-C	6.35	122.26	110.20
3	7-M	341	LEU	CB-CA-C	6.35	122.26	110.20
3	10-M	129	TYR	CB-CG-CD2	-6.34	117.19	121.00
3	13-M	129	TYR	CB-CG-CD2	-6.34	117.19	121.00
3	15-M	129	TYR	CB-CG-CD2	-6.34	117.19	121.00
3	18-M	129	TYR	CB-CG-CD2	-6.34	117.19	121.00
3	19-M	129	TYR	CB-CG-CD2	-6.34	117.19	121.00
3	10-M	341	LEU	CB-CA-C	6.33	122.24	110.20
3	13-M	341	LEU	CB-CA-C	6.33	122.24	110.20
3	15-M	341	LEU	CB-CA-C	6.33	122.24	110.20
3	18-M	341	LEU	CB-CA-C	6.33	122.24	110.20
3	19-M	341	LEU	CB-CA-C	6.33	122.24	110.20
3	1-M	129	TYR	CB-CG-CD2	-6.33	117.20	121.00
3	2-M	129	TYR	CB-CG-CD2	-6.33	117.20	121.00
3	4-M	129	TYR	CB-CG-CD2	-6.33	117.20	121.00
3	5-M	129	TYR	CB-CG-CD2	-6.33	117.20	121.00
3	6-M	129	TYR	CB-CG-CD2	-6.33	117.20	121.00
3	7-M	129	TYR	CB-CG-CD2	-6.33	117.20	121.00
3	8-M	129	TYR	CB-CG-CD2	-6.33	117.20	121.00
3	9-M	129	TYR	CB-CG-CD2	-6.33	117.20	121.00
3	11-M	129	TYR	CB-CG-CD2	-6.33	117.20	121.00
3	12-M	129	TYR	CB-CG-CD2	-6.33	117.20	121.00
3	14-M	129	TYR	CB-CG-CD2	-6.33	117.20	121.00
3	16-M	129	TYR	CB-CG-CD2	-6.33	117.20	121.00
3	17-M	129	TYR	CB-CG-CD2	-6.33	117.20	121.00
3	20-M	129	TYR	CB-CG-CD2	-6.33	117.20	121.00
3	19-M	810	ARG	NE-CZ-NH1	6.28	123.44	120.30
3	9-M	810	ARG	NE-CZ-NH1	6.26	123.43	120.30
3	3-M	327	ASP	CB-CG-OD2	6.25	123.93	118.30
3	17-M	810	ARG	NE-CZ-NH1	6.25	123.42	120.30
3	8-M	810	ARG	NE-CZ-NH1	6.23	123.42	120.30
3	15-M	810	ARG	NE-CZ-NH1	6.23	123.42	120.30

Continued on next page...

Continued from previous page...

Mol	Chain	Res	Type	Atoms	Z	Observed(°)	Ideal(°)
3	1-M	327	ASP	CB-CG-OD2	6.22	123.90	118.30
3	2-M	327	ASP	CB-CG-OD2	6.22	123.90	118.30
3	4-M	327	ASP	CB-CG-OD2	6.22	123.90	118.30
3	5-M	327	ASP	CB-CG-OD2	6.22	123.90	118.30
3	6-M	327	ASP	CB-CG-OD2	6.22	123.90	118.30
3	7-M	327	ASP	CB-CG-OD2	6.22	123.90	118.30
3	18-M	810	ARG	NE-CZ-NH1	6.22	123.41	120.30
3	13-M	810	ARG	NE-CZ-NH1	6.20	123.40	120.30
3	10-M	327	ASP	CB-CG-OD2	6.20	123.88	118.30
3	13-M	327	ASP	CB-CG-OD2	6.20	123.88	118.30
3	15-M	327	ASP	CB-CG-OD2	6.20	123.88	118.30
3	18-M	327	ASP	CB-CG-OD2	6.20	123.88	118.30
3	19-M	327	ASP	CB-CG-OD2	6.20	123.88	118.30
3	14-M	810	ARG	NE-CZ-NH1	6.20	123.40	120.30
3	3-M	754	ASP	CB-CG-OD2	-6.18	112.74	118.30
3	12-M	810	ARG	NE-CZ-NH1	6.17	123.39	120.30
3	3-M	810	ARG	NE-CZ-NH1	6.17	123.39	120.30
3	10-M	810	ARG	NE-CZ-NH1	6.17	123.39	120.30
3	20-M	810	ARG	NE-CZ-NH1	6.17	123.38	120.30
3	10-M	698	ASN	CB-CA-C	-6.15	98.10	110.40
3	13-M	698	ASN	CB-CA-C	-6.15	98.10	110.40
3	15-M	698	ASN	CB-CA-C	-6.15	98.10	110.40
3	18-M	698	ASN	CB-CA-C	-6.15	98.10	110.40
3	19-M	698	ASN	CB-CA-C	-6.15	98.10	110.40
3	1-M	698	ASN	CB-CA-C	-6.14	98.12	110.40
3	2-M	698	ASN	CB-CA-C	-6.14	98.12	110.40
3	3-M	698	ASN	CB-CA-C	-6.14	98.11	110.40
3	4-M	698	ASN	CB-CA-C	-6.14	98.12	110.40
3	5-M	698	ASN	CB-CA-C	-6.14	98.12	110.40
3	6-M	698	ASN	CB-CA-C	-6.14	98.12	110.40
3	7-M	698	ASN	CB-CA-C	-6.14	98.12	110.40
3	10-M	450	ASP	CB-CG-OD1	-6.13	112.78	118.30
3	13-M	450	ASP	CB-CG-OD1	-6.13	112.78	118.30
3	15-M	450	ASP	CB-CG-OD1	-6.13	112.78	118.30
3	18-M	450	ASP	CB-CG-OD1	-6.13	112.78	118.30
3	19-M	450	ASP	CB-CG-OD1	-6.13	112.78	118.30
3	10-M	463	ASP	CB-CG-OD2	-6.13	112.78	118.30
3	13-M	463	ASP	CB-CG-OD2	-6.13	112.78	118.30
3	15-M	463	ASP	CB-CG-OD2	-6.13	112.78	118.30
3	18-M	463	ASP	CB-CG-OD2	-6.13	112.78	118.30
3	19-M	463	ASP	CB-CG-OD2	-6.13	112.78	118.30
3	2-M	809	ARG	NE-CZ-NH2	-6.13	117.24	120.30

Continued on next page...

Continued from previous page...

Mol	Chain	Res	Type	Atoms	Z	Observed(°)	Ideal(°)
3	3-M	450	ASP	CB-CG-OD1	-6.13	112.79	118.30
3	19-M	809	ARG	NE-CZ-NH2	-6.13	117.24	120.30
3	8-M	698	ASN	CB-CA-C	-6.12	98.16	110.40
3	9-M	698	ASN	CB-CA-C	-6.12	98.16	110.40
3	11-M	698	ASN	CB-CA-C	-6.12	98.16	110.40
3	12-M	698	ASN	CB-CA-C	-6.12	98.16	110.40
3	14-M	698	ASN	CB-CA-C	-6.12	98.16	110.40
3	16-M	698	ASN	CB-CA-C	-6.12	98.16	110.40
3	17-M	698	ASN	CB-CA-C	-6.12	98.16	110.40
3	20-M	698	ASN	CB-CA-C	-6.12	98.16	110.40
3	16-M	810	ARG	NE-CZ-NH1	6.12	123.36	120.30
3	1-M	463	ASP	CB-CG-OD2	-6.11	112.80	118.30
3	2-M	463	ASP	CB-CG-OD2	-6.11	112.80	118.30
3	4-M	463	ASP	CB-CG-OD2	-6.11	112.80	118.30
3	5-M	463	ASP	CB-CG-OD2	-6.11	112.80	118.30
3	6-M	463	ASP	CB-CG-OD2	-6.11	112.80	118.30
3	7-M	463	ASP	CB-CG-OD2	-6.11	112.80	118.30
2	6-C	6	GLU	N-CA-C	6.11	127.50	111.00
3	10-M	809	ARG	NE-CZ-NH2	-6.11	117.24	120.30
3	3-M	463	ASP	CB-CG-OD2	-6.11	112.81	118.30
3	12-M	754	ASP	CB-CG-OD2	-6.11	112.81	118.30
3	1-M	450	ASP	CB-CG-OD1	-6.10	112.81	118.30
3	2-M	450	ASP	CB-CG-OD1	-6.10	112.81	118.30
3	4-M	450	ASP	CB-CG-OD1	-6.10	112.81	118.30
3	5-M	450	ASP	CB-CG-OD1	-6.10	112.81	118.30
3	6-M	450	ASP	CB-CG-OD1	-6.10	112.81	118.30
2	7-C	6	GLU	N-CA-C	6.10	127.48	111.00
3	7-M	450	ASP	CB-CG-OD1	-6.10	112.81	118.30
1	19-B	137	TRP	CB-CG-CD1	-6.10	119.07	127.00
2	5-C	6	GLU	N-CA-C	6.10	127.46	111.00
2	1-C	6	GLU	N-CA-C	6.09	127.45	111.00
3	3-M	447	GLN	N-CA-CB	6.09	121.57	110.60
2	4-C	6	GLU	N-CA-C	6.09	127.45	111.00
3	8-M	450	ASP	CB-CG-OD1	-6.09	112.82	118.30
3	9-M	450	ASP	CB-CG-OD1	-6.09	112.82	118.30
3	11-M	450	ASP	CB-CG-OD1	-6.09	112.82	118.30
3	12-M	450	ASP	CB-CG-OD1	-6.09	112.82	118.30
3	14-M	450	ASP	CB-CG-OD1	-6.09	112.82	118.30
3	16-M	450	ASP	CB-CG-OD1	-6.09	112.82	118.30
3	17-M	450	ASP	CB-CG-OD1	-6.09	112.82	118.30
3	20-M	450	ASP	CB-CG-OD1	-6.09	112.82	118.30
2	2-C	6	GLU	N-CA-C	6.09	127.44	111.00

Continued on next page...

Continued from previous page...

Mol	Chain	Res	Type	Atoms	Z	Observed(°)	Ideal(°)
3	8-M	327	ASP	CB-CG-OD2	6.09	123.78	118.30
3	9-M	327	ASP	CB-CG-OD2	6.09	123.78	118.30
3	11-M	327	ASP	CB-CG-OD2	6.09	123.78	118.30
3	11-M	810	ARG	NE-CZ-NH1	6.09	123.34	120.30
3	12-M	327	ASP	CB-CG-OD2	6.09	123.78	118.30
3	14-M	327	ASP	CB-CG-OD2	6.09	123.78	118.30
3	16-M	327	ASP	CB-CG-OD2	6.09	123.78	118.30
3	17-M	327	ASP	CB-CG-OD2	6.09	123.78	118.30
3	20-M	327	ASP	CB-CG-OD2	6.09	123.78	118.30
3	5-M	754	ASP	CB-CG-OD2	-6.08	112.83	118.30
2	3-C	6	GLU	N-CA-C	6.08	127.42	111.00
3	6-M	810	ARG	NE-CZ-NH1	6.08	123.34	120.30
2	8-C	6	GLU	N-CA-C	6.08	127.42	111.00
2	10-C	6	GLU	N-CA-C	6.08	127.42	111.00
3	8-M	463	ASP	CB-CG-OD2	-6.08	112.83	118.30
3	9-M	463	ASP	CB-CG-OD2	-6.08	112.83	118.30
3	11-M	463	ASP	CB-CG-OD2	-6.08	112.83	118.30
3	12-M	463	ASP	CB-CG-OD2	-6.08	112.83	118.30
3	14-M	463	ASP	CB-CG-OD2	-6.08	112.83	118.30
2	15-C	6	GLU	N-CA-C	6.08	127.42	111.00
3	16-M	463	ASP	CB-CG-OD2	-6.08	112.83	118.30
3	17-M	463	ASP	CB-CG-OD2	-6.08	112.83	118.30
3	20-M	463	ASP	CB-CG-OD2	-6.08	112.83	118.30
2	18-C	6	GLU	N-CA-C	6.08	127.41	111.00
2	19-C	6	GLU	N-CA-C	6.08	127.41	111.00
1	15-B	137	TRP	CB-CG-CD1	-6.08	119.10	127.00
3	1-M	104	TYR	CB-CG-CD1	-6.07	117.36	121.00
3	2-M	104	TYR	CB-CG-CD1	-6.07	117.36	121.00
3	4-M	104	TYR	CB-CG-CD1	-6.07	117.36	121.00
3	5-M	104	TYR	CB-CG-CD1	-6.07	117.36	121.00
3	6-M	104	TYR	CB-CG-CD1	-6.07	117.36	121.00
3	7-M	104	TYR	CB-CG-CD1	-6.07	117.36	121.00
2	13-C	6	GLU	N-CA-C	6.07	127.40	111.00
3	3-M	378	ASP	CB-CG-OD1	-6.07	112.83	118.30
2	11-C	6	GLU	N-CA-C	6.07	127.39	111.00
2	17-C	6	GLU	N-CA-C	6.07	127.39	111.00
3	1-M	447	GLN	N-CA-CB	6.07	121.52	110.60
3	2-M	447	GLN	N-CA-CB	6.07	121.52	110.60
3	4-M	447	GLN	N-CA-CB	6.07	121.52	110.60
3	5-M	447	GLN	N-CA-CB	6.07	121.52	110.60
3	5-M	810	ARG	NE-CZ-NH1	6.07	123.33	120.30
3	6-M	447	GLN	N-CA-CB	6.07	121.52	110.60

Continued on next page...

Continued from previous page...

Mol	Chain	Res	Type	Atoms	Z	Observed(°)	Ideal(°)
3	7-M	447	GLN	N-CA-CB	6.07	121.52	110.60
1	10-B	137	TRP	CB-CG-CD1	-6.07	119.11	127.00
2	12-C	6	GLU	N-CA-C	6.07	127.38	111.00
3	4-M	810	ARG	NE-CZ-NH1	6.07	123.33	120.30
2	9-C	6	GLU	N-CA-C	6.06	127.37	111.00
3	6-M	809	ARG	NE-CZ-NH2	-6.06	117.27	120.30
3	8-M	339	ASP	CB-CG-OD2	6.06	123.76	118.30
3	9-M	339	ASP	CB-CG-OD2	6.06	123.76	118.30
3	11-M	339	ASP	CB-CG-OD2	6.06	123.76	118.30
3	12-M	339	ASP	CB-CG-OD2	6.06	123.76	118.30
3	14-M	339	ASP	CB-CG-OD2	6.06	123.76	118.30
3	16-M	339	ASP	CB-CG-OD2	6.06	123.76	118.30
3	17-M	339	ASP	CB-CG-OD2	6.06	123.76	118.30
3	20-M	339	ASP	CB-CG-OD2	6.06	123.76	118.30
3	2-M	810	ARG	NE-CZ-NH1	6.06	123.33	120.30
2	20-C	6	GLU	N-CA-C	6.06	127.36	111.00
2	16-C	6	GLU	N-CA-C	6.06	127.35	111.00
3	16-M	754	ASP	CB-CG-OD2	-6.06	112.85	118.30
2	14-C	6	GLU	N-CA-C	6.06	127.35	111.00
1	18-B	137	TRP	CB-CG-CD1	-6.06	119.13	127.00
3	8-M	754	ASP	CB-CG-OD2	-6.05	112.85	118.30
3	9-M	754	ASP	CB-CG-OD2	-6.05	112.85	118.30
3	11-M	754	ASP	CB-CG-OD2	-6.05	112.85	118.30
3	14-M	752	ASP	CB-CG-OD2	6.05	123.75	118.30
3	17-M	754	ASP	CB-CG-OD2	-6.05	112.85	118.30
3	20-M	754	ASP	CB-CG-OD2	-6.05	112.85	118.30
3	6-M	760	PHE	CB-CG-CD2	-6.05	116.56	120.80
3	8-M	447	GLN	N-CA-CB	6.05	121.49	110.60
3	9-M	447	GLN	N-CA-CB	6.05	121.49	110.60
3	10-M	447	GLN	N-CA-CB	6.05	121.49	110.60
3	11-M	447	GLN	N-CA-CB	6.05	121.49	110.60
3	12-M	447	GLN	N-CA-CB	6.05	121.49	110.60
3	13-M	447	GLN	N-CA-CB	6.05	121.49	110.60
3	14-M	447	GLN	N-CA-CB	6.05	121.49	110.60
3	15-M	447	GLN	N-CA-CB	6.05	121.49	110.60
3	16-M	447	GLN	N-CA-CB	6.05	121.49	110.60
3	17-M	447	GLN	N-CA-CB	6.05	121.49	110.60
3	18-M	447	GLN	N-CA-CB	6.05	121.49	110.60
3	19-M	447	GLN	N-CA-CB	6.05	121.49	110.60
3	20-M	447	GLN	N-CA-CB	6.05	121.49	110.60
3	3-M	104	TYR	CB-CG-CD1	-6.05	117.37	121.00
3	14-M	754	ASP	CB-CG-OD2	-6.05	112.86	118.30

Continued on next page...

Continued from previous page...

Mol	Chain	Res	Type	Atoms	Z	Observed(°)	Ideal(°)
1	13-B	137	TRP	CB-CG-CD1	-6.05	119.14	127.00
3	2-M	754	ASP	CB-CG-OD2	-6.04	112.86	118.30
1	7-B	137	TRP	CB-CG-CD1	-6.04	119.14	127.00
3	7-M	754	ASP	CB-CG-OD2	-6.04	112.86	118.30
3	1-M	682	THR	CA-CB-CG2	-6.04	103.94	112.40
3	2-M	682	THR	CA-CB-CG2	-6.04	103.94	112.40
3	4-M	682	THR	CA-CB-CG2	-6.04	103.94	112.40
3	5-M	682	THR	CA-CB-CG2	-6.04	103.94	112.40
3	6-M	682	THR	CA-CB-CG2	-6.04	103.94	112.40
3	7-M	682	THR	CA-CB-CG2	-6.04	103.94	112.40
3	8-M	378	ASP	CB-CG-OD1	-6.04	112.86	118.30
3	9-M	378	ASP	CB-CG-OD1	-6.04	112.86	118.30
3	11-M	378	ASP	CB-CG-OD1	-6.04	112.86	118.30
3	12-M	378	ASP	CB-CG-OD1	-6.04	112.86	118.30
3	14-M	378	ASP	CB-CG-OD1	-6.04	112.86	118.30
3	16-M	378	ASP	CB-CG-OD1	-6.04	112.86	118.30
3	17-M	378	ASP	CB-CG-OD1	-6.04	112.86	118.30
3	20-M	378	ASP	CB-CG-OD1	-6.04	112.86	118.30
3	4-M	754	ASP	CB-CG-OD2	-6.04	112.86	118.30
1	3-B	137	TRP	CB-CG-CD1	-6.04	119.15	127.00
3	15-M	723	ARG	NE-CZ-NH1	6.04	123.32	120.30
3	1-M	192	VAL	CA-CB-CG1	-6.03	101.85	110.90
3	2-M	192	VAL	CA-CB-CG1	-6.03	101.85	110.90
3	4-M	192	VAL	CA-CB-CG1	-6.03	101.85	110.90
3	5-M	192	VAL	CA-CB-CG1	-6.03	101.85	110.90
3	6-M	192	VAL	CA-CB-CG1	-6.03	101.85	110.90
3	7-M	192	VAL	CA-CB-CG1	-6.03	101.85	110.90
1	8-B	137	TRP	CB-CG-CD1	-6.03	119.16	127.00
3	8-M	192	VAL	CA-CB-CG1	-6.03	101.86	110.90
3	9-M	192	VAL	CA-CB-CG1	-6.03	101.86	110.90
3	11-M	192	VAL	CA-CB-CG1	-6.03	101.86	110.90
3	12-M	192	VAL	CA-CB-CG1	-6.03	101.86	110.90
3	14-M	192	VAL	CA-CB-CG1	-6.03	101.86	110.90
3	16-M	192	VAL	CA-CB-CG1	-6.03	101.86	110.90
3	17-M	192	VAL	CA-CB-CG1	-6.03	101.86	110.90
3	20-M	192	VAL	CA-CB-CG1	-6.03	101.86	110.90
1	1-B	137	TRP	CB-CG-CD1	-6.03	119.16	127.00
3	7-M	809	ARG	NE-CZ-NH2	-6.03	117.29	120.30
3	10-M	556	ASP	CB-CG-OD1	-6.03	112.87	118.30
3	13-M	556	ASP	CB-CG-OD1	-6.03	112.87	118.30
3	15-M	556	ASP	CB-CG-OD1	-6.03	112.87	118.30
3	18-M	556	ASP	CB-CG-OD1	-6.03	112.87	118.30

Continued on next page...

Continued from previous page...

Mol	Chain	Res	Type	Atoms	Z	Observed(°)	Ideal(°)
3	19-M	556	ASP	CB-CG-OD1	-6.03	112.87	118.30
3	6-M	754	ASP	CB-CG-OD2	-6.02	112.88	118.30
3	10-M	339	ASP	CB-CG-OD2	6.02	123.72	118.30
3	10-M	682	THR	CA-CB-CG2	-6.02	103.97	112.40
3	13-M	339	ASP	CB-CG-OD2	6.02	123.72	118.30
3	13-M	682	THR	CA-CB-CG2	-6.02	103.97	112.40
3	14-M	760	PHE	CB-CG-CD2	-6.02	116.58	120.80
3	15-M	339	ASP	CB-CG-OD2	6.02	123.72	118.30
3	15-M	682	THR	CA-CB-CG2	-6.02	103.97	112.40
3	18-M	339	ASP	CB-CG-OD2	6.02	123.72	118.30
3	18-M	682	THR	CA-CB-CG2	-6.02	103.97	112.40
3	19-M	339	ASP	CB-CG-OD2	6.02	123.72	118.30
3	19-M	682	THR	CA-CB-CG2	-6.02	103.97	112.40
3	16-M	760	PHE	CB-CG-CD2	-6.02	116.58	120.80
3	2-M	760	PHE	CB-CG-CD2	-6.02	116.59	120.80
3	7-M	760	PHE	CB-CG-CD2	-6.02	116.59	120.80
3	1-M	760	PHE	CB-CG-CD2	-6.02	116.59	120.80
3	18-M	809	ARG	NE-CZ-NH2	-6.02	117.29	120.30
1	5-B	137	TRP	CB-CG-CD1	-6.01	119.18	127.00
3	4-M	760	PHE	CB-CG-CD2	-6.01	116.59	120.80
3	8-M	104	TYR	CB-CG-CD1	-6.01	117.39	121.00
3	9-M	104	TYR	CB-CG-CD1	-6.01	117.39	121.00
3	11-M	104	TYR	CB-CG-CD1	-6.01	117.39	121.00
3	12-M	104	TYR	CB-CG-CD1	-6.01	117.39	121.00
3	14-M	104	TYR	CB-CG-CD1	-6.01	117.39	121.00
3	16-M	104	TYR	CB-CG-CD1	-6.01	117.39	121.00
3	17-M	104	TYR	CB-CG-CD1	-6.01	117.39	121.00
3	20-M	104	TYR	CB-CG-CD1	-6.01	117.39	121.00
1	4-B	137	TRP	CB-CG-CD1	-6.01	119.18	127.00
3	1-M	809	ARG	NE-CZ-NH2	-6.01	117.30	120.30
3	10-M	378	ASP	CB-CG-OD1	-6.01	112.89	118.30
3	13-M	378	ASP	CB-CG-OD1	-6.01	112.89	118.30
3	14-M	779	ARG	NE-CZ-NH1	6.01	123.31	120.30
3	15-M	378	ASP	CB-CG-OD1	-6.01	112.89	118.30
3	18-M	378	ASP	CB-CG-OD1	-6.01	112.89	118.30
3	19-M	378	ASP	CB-CG-OD1	-6.01	112.89	118.30
3	1-M	810	ARG	NE-CZ-NH1	6.01	123.30	120.30
3	3-M	682	THR	CA-CB-CG2	-6.01	103.99	112.40
3	15-M	809	ARG	NE-CZ-NH2	-6.01	117.30	120.30
3	1-M	752	ASP	CB-CG-OD2	6.00	123.70	118.30
3	5-M	809	ARG	NE-CZ-NH2	-6.00	117.30	120.30
3	4-M	809	ARG	NE-CZ-NH2	-6.00	117.30	120.30

Continued on next page...

Continued from previous page...

Mol	Chain	Res	Type	Atoms	Z	Observed(°)	Ideal(°)
3	8-M	760	PHE	CB-CG-CD2	-6.00	116.60	120.80
3	11-M	760	PHE	CB-CG-CD2	-6.00	116.60	120.80
3	17-M	760	PHE	CB-CG-CD2	-6.00	116.60	120.80
3	20-M	760	PHE	CB-CG-CD2	-6.00	116.60	120.80
1	20-B	137	TRP	CB-CG-CD1	-6.00	119.20	127.00
3	4-M	752	ASP	CB-CG-OD2	6.00	123.70	118.30
1	6-B	137	TRP	CB-CG-CD1	-6.00	119.20	127.00
3	9-M	760	PHE	CB-CG-CD2	-6.00	116.60	120.80
3	2-M	752	ASP	CB-CG-OD2	6.00	123.70	118.30
3	3-M	780	ASP	CB-CG-OD2	6.00	123.70	118.30
3	7-M	752	ASP	CB-CG-OD2	6.00	123.70	118.30
3	13-M	754	ASP	CB-CG-OD2	-6.00	112.90	118.30
3	16-M	752	ASP	CB-CG-OD2	6.00	123.70	118.30
3	1-M	754	ASP	CB-CG-OD2	-6.00	112.90	118.30
3	12-M	752	ASP	CB-CG-OD2	6.00	123.70	118.30
1	11-B	137	TRP	CB-CG-CD1	-6.00	119.21	127.00
3	1-M	378	ASP	CB-CG-OD1	-5.99	112.91	118.30
3	2-M	378	ASP	CB-CG-OD1	-5.99	112.91	118.30
3	4-M	378	ASP	CB-CG-OD1	-5.99	112.91	118.30
3	5-M	378	ASP	CB-CG-OD1	-5.99	112.91	118.30
3	6-M	378	ASP	CB-CG-OD1	-5.99	112.91	118.30
3	7-M	378	ASP	CB-CG-OD1	-5.99	112.91	118.30
3	10-M	760	PHE	CB-CG-CD2	-5.99	116.61	120.80
1	12-B	137	TRP	CB-CG-CD1	-5.99	119.21	127.00
3	19-M	754	ASP	CB-CG-OD2	-5.99	112.91	118.30
3	8-M	346	ASP	CB-CG-OD1	5.99	123.69	118.30
3	9-M	346	ASP	CB-CG-OD1	5.99	123.69	118.30
3	11-M	346	ASP	CB-CG-OD1	5.99	123.69	118.30
3	12-M	346	ASP	CB-CG-OD1	5.99	123.69	118.30
3	14-M	346	ASP	CB-CG-OD1	5.99	123.69	118.30
3	16-M	346	ASP	CB-CG-OD1	5.99	123.69	118.30
3	16-M	779	ARG	NE-CZ-NH1	5.99	123.30	120.30
1	17-B	137	TRP	CB-CG-CD1	-5.99	119.21	127.00
3	17-M	346	ASP	CB-CG-OD1	5.99	123.69	118.30
3	20-M	346	ASP	CB-CG-OD1	5.99	123.69	118.30
3	1-M	346	ASP	CB-CG-OD1	5.99	123.69	118.30
3	1-M	779	ARG	NE-CZ-NH1	5.99	123.30	120.30
3	2-M	346	ASP	CB-CG-OD1	5.99	123.69	118.30
3	4-M	346	ASP	CB-CG-OD1	5.99	123.69	118.30
3	5-M	346	ASP	CB-CG-OD1	5.99	123.69	118.30
3	6-M	346	ASP	CB-CG-OD1	5.99	123.69	118.30
3	7-M	346	ASP	CB-CG-OD1	5.99	123.69	118.30

Continued on next page...

Continued from previous page...

Mol	Chain	Res	Type	Atoms	Z	Observed(°)	Ideal(°)
3	9-M	752	ASP	CB-CG-OD2	5.99	123.69	118.30
3	3-M	339	ASP	CB-CG-OD2	5.99	123.69	118.30
3	10-M	192	VAL	CA-CB-CG1	-5.99	101.92	110.90
3	13-M	192	VAL	CA-CB-CG1	-5.99	101.92	110.90
3	15-M	192	VAL	CA-CB-CG1	-5.99	101.92	110.90
1	16-B	137	TRP	CB-CG-CD1	-5.99	119.21	127.00
3	18-M	192	VAL	CA-CB-CG1	-5.99	101.92	110.90
3	19-M	192	VAL	CA-CB-CG1	-5.99	101.92	110.90
1	14-B	137	TRP	CB-CG-CD1	-5.99	119.22	127.00
3	3-M	556	ASP	CB-CG-OD1	-5.99	112.91	118.30
3	8-M	752	ASP	CB-CG-OD2	5.99	123.69	118.30
3	11-M	752	ASP	CB-CG-OD2	5.99	123.69	118.30
3	17-M	752	ASP	CB-CG-OD2	5.99	123.69	118.30
3	20-M	752	ASP	CB-CG-OD2	5.99	123.69	118.30
3	10-M	754	ASP	CB-CG-OD2	-5.98	112.92	118.30
3	19-M	760	PHE	CB-CG-CD2	-5.98	116.61	120.80
3	3-M	760	PHE	CB-CG-CD2	-5.97	116.62	120.80
3	4-M	780	ASP	CB-CG-OD2	5.97	123.68	118.30
3	7-M	810	ARG	NE-CZ-NH1	5.97	123.29	120.30
3	10-M	104	TYR	CB-CG-CD1	-5.97	117.42	121.00
3	13-M	104	TYR	CB-CG-CD1	-5.97	117.42	121.00
3	15-M	104	TYR	CB-CG-CD1	-5.97	117.42	121.00
3	18-M	104	TYR	CB-CG-CD1	-5.97	117.42	121.00
3	18-M	723	ARG	NE-CZ-NH1	5.97	123.29	120.30
3	19-M	104	TYR	CB-CG-CD1	-5.97	117.42	121.00
3	1-M	339	ASP	CB-CG-OD2	5.97	123.67	118.30
1	2-B	137	TRP	CB-CG-CD1	-5.97	119.23	127.00
3	2-M	339	ASP	CB-CG-OD2	5.97	123.67	118.30
3	3-M	752	ASP	CB-CG-OD2	5.97	123.68	118.30
3	4-M	339	ASP	CB-CG-OD2	5.97	123.67	118.30
3	5-M	339	ASP	CB-CG-OD2	5.97	123.67	118.30
3	6-M	339	ASP	CB-CG-OD2	5.97	123.67	118.30
3	7-M	339	ASP	CB-CG-OD2	5.97	123.67	118.30
3	13-M	723	ARG	NE-CZ-NH1	5.97	123.29	120.30
3	18-M	754	ASP	CB-CG-OD2	-5.97	112.92	118.30
3	5-M	752	ASP	CB-CG-OD2	5.97	123.67	118.30
3	13-M	760	PHE	CB-CG-CD2	-5.97	116.62	120.80
3	3-M	192	VAL	CA-CB-CG1	-5.97	101.95	110.90
3	3-M	346	ASP	CB-CG-OD1	5.97	123.67	118.30
1	9-B	137	TRP	CB-CG-CD1	-5.96	119.25	127.00
3	3-M	779	ARG	NE-CZ-NH1	5.96	123.28	120.30
3	10-M	780	ASP	CB-CG-OD2	5.96	123.66	118.30

Continued on next page...

Continued from previous page...

Mol	Chain	Res	Type	Atoms	Z	Observed(°)	Ideal(°)
3	15-M	754	ASP	CB-CG-OD2	-5.96	112.94	118.30
3	18-M	760	PHE	CB-CG-CD2	-5.96	116.63	120.80
3	10-M	723	ARG	NE-CZ-NH1	5.95	123.28	120.30
3	12-M	779	ARG	NE-CZ-NH1	5.95	123.28	120.30
3	12-M	760	PHE	CB-CG-CD2	-5.95	116.64	120.80
3	20-M	809	ARG	NE-CZ-NH2	-5.95	117.32	120.30
3	1-M	780	ASP	CB-CG-OD2	5.95	123.65	118.30
3	2-M	780	ASP	CB-CG-OD2	5.95	123.65	118.30
3	6-M	752	ASP	CB-CG-OD2	5.95	123.65	118.30
3	13-M	809	ARG	NE-CZ-NH2	-5.94	117.33	120.30
3	8-M	779	ARG	NE-CZ-NH1	5.94	123.27	120.30
3	11-M	779	ARG	NE-CZ-NH1	5.94	123.27	120.30
3	17-M	779	ARG	NE-CZ-NH1	5.94	123.27	120.30
3	20-M	779	ARG	NE-CZ-NH1	5.94	123.27	120.30
3	15-M	780	ASP	CB-CG-OD2	5.94	123.64	118.30
3	19-M	779	ARG	NE-CZ-NH1	5.94	123.27	120.30
3	8-M	471	ASP	CB-CG-OD1	-5.94	112.96	118.30
3	8-M	682	THR	CA-CB-CG2	-5.94	104.09	112.40
3	8-M	780	ASP	CB-CG-OD2	5.94	123.64	118.30
3	9-M	471	ASP	CB-CG-OD1	-5.94	112.96	118.30
3	9-M	682	THR	CA-CB-CG2	-5.94	104.09	112.40
3	11-M	471	ASP	CB-CG-OD1	-5.94	112.96	118.30
3	11-M	682	THR	CA-CB-CG2	-5.94	104.09	112.40
3	12-M	471	ASP	CB-CG-OD1	-5.94	112.96	118.30
3	12-M	682	THR	CA-CB-CG2	-5.94	104.09	112.40
3	14-M	471	ASP	CB-CG-OD1	-5.94	112.96	118.30
3	14-M	682	THR	CA-CB-CG2	-5.94	104.09	112.40
3	16-M	471	ASP	CB-CG-OD1	-5.94	112.96	118.30
3	16-M	682	THR	CA-CB-CG2	-5.94	104.09	112.40
3	17-M	471	ASP	CB-CG-OD1	-5.94	112.96	118.30
3	17-M	682	THR	CA-CB-CG2	-5.94	104.09	112.40
3	20-M	471	ASP	CB-CG-OD1	-5.94	112.96	118.30
3	20-M	682	THR	CA-CB-CG2	-5.94	104.09	112.40
3	9-M	779	ARG	NE-CZ-NH1	5.93	123.27	120.30
3	10-M	346	ASP	CB-CG-OD1	5.93	123.64	118.30
3	13-M	346	ASP	CB-CG-OD1	5.93	123.64	118.30
3	15-M	346	ASP	CB-CG-OD1	5.93	123.64	118.30
3	18-M	346	ASP	CB-CG-OD1	5.93	123.64	118.30
3	19-M	346	ASP	CB-CG-OD1	5.93	123.64	118.30
3	19-M	723	ARG	NE-CZ-NH1	5.93	123.27	120.30
3	1-M	471	ASP	CB-CG-OD1	-5.93	112.96	118.30
3	2-M	471	ASP	CB-CG-OD1	-5.93	112.96	118.30

Continued on next page...

Continued from previous page...

Mol	Chain	Res	Type	Atoms	Z	Observed(°)	Ideal(°)
3	4-M	471	ASP	CB-CG-OD1	-5.93	112.96	118.30
3	5-M	471	ASP	CB-CG-OD1	-5.93	112.96	118.30
3	6-M	471	ASP	CB-CG-OD1	-5.93	112.96	118.30
3	7-M	471	ASP	CB-CG-OD1	-5.93	112.96	118.30
3	12-M	780	ASP	CB-CG-OD2	5.93	123.64	118.30
3	5-M	760	PHE	CB-CG-CD2	-5.93	116.65	120.80
3	15-M	779	ARG	NE-CZ-NH1	5.93	123.27	120.30
3	1-M	556	ASP	CB-CG-OD1	-5.92	112.97	118.30
3	2-M	556	ASP	CB-CG-OD1	-5.92	112.97	118.30
3	4-M	556	ASP	CB-CG-OD1	-5.92	112.97	118.30
3	5-M	556	ASP	CB-CG-OD1	-5.92	112.97	118.30
3	6-M	556	ASP	CB-CG-OD1	-5.92	112.97	118.30
3	7-M	556	ASP	CB-CG-OD1	-5.92	112.97	118.30
3	3-M	723	ARG	NE-CZ-NH1	5.92	123.26	120.30
3	10-M	471	ASP	CB-CG-OD1	-5.92	112.97	118.30
3	13-M	471	ASP	CB-CG-OD1	-5.92	112.97	118.30
3	15-M	471	ASP	CB-CG-OD1	-5.92	112.97	118.30
3	18-M	471	ASP	CB-CG-OD1	-5.92	112.97	118.30
3	19-M	471	ASP	CB-CG-OD1	-5.92	112.97	118.30
3	6-M	779	ARG	NE-CZ-NH1	5.92	123.26	120.30
3	10-M	752	ASP	CB-CG-OD2	5.92	123.62	118.30
3	5-M	780	ASP	CB-CG-OD2	5.91	123.62	118.30
3	15-M	760	PHE	CB-CG-CD2	-5.91	116.66	120.80
3	18-M	780	ASP	CB-CG-OD2	5.91	123.62	118.30
3	16-M	780	ASP	CB-CG-OD2	5.91	123.62	118.30
3	7-M	780	ASP	CB-CG-OD2	5.91	123.61	118.30
3	13-M	780	ASP	CB-CG-OD2	5.90	123.61	118.30
3	18-M	779	ARG	NE-CZ-NH1	5.90	123.25	120.30
3	13-M	752	ASP	CB-CG-OD2	5.90	123.61	118.30
3	17-M	780	ASP	CB-CG-OD2	5.90	123.61	118.30
3	20-M	780	ASP	CB-CG-OD2	5.90	123.61	118.30
3	18-M	752	ASP	CB-CG-OD2	5.89	123.60	118.30
3	6-M	780	ASP	CB-CG-OD2	5.89	123.60	118.30
3	8-M	556	ASP	CB-CG-OD1	-5.89	113.00	118.30
3	9-M	556	ASP	CB-CG-OD1	-5.89	113.00	118.30
3	11-M	556	ASP	CB-CG-OD1	-5.89	113.00	118.30
3	12-M	556	ASP	CB-CG-OD1	-5.89	113.00	118.30
3	14-M	556	ASP	CB-CG-OD1	-5.89	113.00	118.30
3	14-M	780	ASP	CB-CG-OD2	5.89	123.60	118.30
3	16-M	556	ASP	CB-CG-OD1	-5.89	113.00	118.30
3	17-M	556	ASP	CB-CG-OD1	-5.89	113.00	118.30
3	20-M	556	ASP	CB-CG-OD1	-5.89	113.00	118.30

Continued on next page...

Continued from previous page...

Mol	Chain	Res	Type	Atoms	Z	Observed(°)	Ideal(°)
3	17-M	809	ARG	NE-CZ-NH2	-5.89	117.36	120.30
3	2-M	779	ARG	NE-CZ-NH1	5.88	123.24	120.30
3	7-M	779	ARG	NE-CZ-NH1	5.88	123.24	120.30
3	15-M	752	ASP	CB-CG-OD2	5.88	123.60	118.30
3	5-M	779	ARG	NE-CZ-NH1	5.88	123.24	120.30
3	19-M	752	ASP	CB-CG-OD2	5.88	123.59	118.30
3	13-M	779	ARG	NE-CZ-NH1	5.88	123.24	120.30
3	3-M	815	CYS	CA-CB-SG	-5.88	103.42	114.00
3	19-M	780	ASP	CB-CG-OD2	5.88	123.59	118.30
3	11-M	780	ASP	CB-CG-OD2	5.87	123.58	118.30
3	4-M	779	ARG	NE-CZ-NH1	5.87	123.23	120.30
3	10-M	665	ARG	NE-CZ-NH2	-5.86	117.37	120.30
3	13-M	665	ARG	NE-CZ-NH2	-5.86	117.37	120.30
3	15-M	665	ARG	NE-CZ-NH2	-5.86	117.37	120.30
3	18-M	665	ARG	NE-CZ-NH2	-5.86	117.37	120.30
3	19-M	665	ARG	NE-CZ-NH2	-5.86	117.37	120.30
3	5-M	805	ARG	O-C-N	-5.86	113.33	122.70
3	10-M	779	ARG	NE-CZ-NH1	5.86	123.23	120.30
3	2-M	815	CYS	CA-CB-SG	-5.86	103.46	114.00
3	3-M	471	ASP	CB-CG-OD1	-5.85	113.03	118.30
3	9-M	780	ASP	CB-CG-OD2	5.85	123.56	118.30
3	19-M	815	CYS	CA-CB-SG	-5.85	103.47	114.00
3	16-M	809	ARG	NE-CZ-NH2	-5.85	117.38	120.30
3	13-M	815	CYS	CA-CB-SG	-5.84	103.48	114.00
3	8-M	4	ASP	CB-CG-OD2	5.84	123.56	118.30
3	9-M	4	ASP	CB-CG-OD2	5.84	123.56	118.30
3	11-M	4	ASP	CB-CG-OD2	5.84	123.56	118.30
3	12-M	4	ASP	CB-CG-OD2	5.84	123.56	118.30
3	14-M	4	ASP	CB-CG-OD2	5.84	123.56	118.30
3	16-M	4	ASP	CB-CG-OD2	5.84	123.56	118.30
3	17-M	4	ASP	CB-CG-OD2	5.84	123.56	118.30
3	20-M	4	ASP	CB-CG-OD2	5.84	123.56	118.30
3	1-M	4	ASP	CB-CG-OD2	5.84	123.56	118.30
3	2-M	4	ASP	CB-CG-OD2	5.84	123.56	118.30
3	4-M	4	ASP	CB-CG-OD2	5.84	123.56	118.30
3	5-M	4	ASP	CB-CG-OD2	5.84	123.56	118.30
3	6-M	4	ASP	CB-CG-OD2	5.84	123.56	118.30
3	7-M	4	ASP	CB-CG-OD2	5.84	123.56	118.30
3	18-M	815	CYS	CA-CB-SG	-5.84	103.49	114.00
3	15-M	815	CYS	CA-CB-SG	-5.84	103.50	114.00
3	5-M	815	CYS	CA-CB-SG	-5.83	103.50	114.00
3	7-M	815	CYS	CA-CB-SG	-5.83	103.50	114.00

Continued on next page...

Continued from previous page...

Mol	Chain	Res	Type	Atoms	Z	Observed(°)	Ideal(°)
3	4-M	815	CYS	CA-CB-SG	-5.83	103.51	114.00
3	1-M	165	PHE	N-CA-CB	-5.83	100.11	110.60
3	2-M	165	PHE	N-CA-CB	-5.83	100.11	110.60
3	4-M	165	PHE	N-CA-CB	-5.83	100.11	110.60
3	5-M	165	PHE	N-CA-CB	-5.83	100.11	110.60
3	6-M	165	PHE	N-CA-CB	-5.83	100.11	110.60
3	7-M	165	PHE	N-CA-CB	-5.83	100.11	110.60
3	3-M	220	ASP	CB-CG-OD2	5.83	123.54	118.30
3	9-M	809	ARG	NE-CZ-NH2	-5.83	117.39	120.30
3	12-M	723	ARG	NE-CZ-NH1	5.82	123.21	120.30
3	1-M	815	CYS	CA-CB-SG	-5.82	103.52	114.00
1	3-B	148	VAL	CG1-CB-CG2	-5.82	101.59	110.90
3	8-M	165	PHE	N-CA-CB	-5.82	100.13	110.60
3	9-M	165	PHE	N-CA-CB	-5.82	100.13	110.60
3	11-M	165	PHE	N-CA-CB	-5.82	100.13	110.60
3	12-M	165	PHE	N-CA-CB	-5.82	100.13	110.60
3	14-M	165	PHE	N-CA-CB	-5.82	100.13	110.60
3	16-M	165	PHE	N-CA-CB	-5.82	100.13	110.60
3	17-M	165	PHE	N-CA-CB	-5.82	100.13	110.60
3	20-M	165	PHE	N-CA-CB	-5.82	100.13	110.60
3	12-M	809	ARG	NE-CZ-NH2	-5.82	117.39	120.30
2	14-C	6	GLU	OE1-CD-OE2	-5.82	116.32	123.30
3	9-M	723	ARG	NE-CZ-NH1	5.81	123.21	120.30
3	1-M	665	ARG	NE-CZ-NH2	-5.81	117.39	120.30
3	2-M	665	ARG	NE-CZ-NH2	-5.81	117.39	120.30
3	4-M	665	ARG	NE-CZ-NH2	-5.81	117.39	120.30
3	5-M	665	ARG	NE-CZ-NH2	-5.81	117.39	120.30
3	6-M	665	ARG	NE-CZ-NH2	-5.81	117.39	120.30
3	7-M	665	ARG	NE-CZ-NH2	-5.81	117.39	120.30
2	8-C	6	GLU	OE1-CD-OE2	-5.81	116.33	123.30
3	10-M	4	ASP	CB-CG-OD2	5.81	123.53	118.30
3	13-M	4	ASP	CB-CG-OD2	5.81	123.53	118.30
3	15-M	4	ASP	CB-CG-OD2	5.81	123.53	118.30
3	18-M	4	ASP	CB-CG-OD2	5.81	123.53	118.30
3	19-M	4	ASP	CB-CG-OD2	5.81	123.53	118.30
3	3-M	165	PHE	N-CA-CB	-5.81	100.14	110.60
3	10-M	815	CYS	CA-CB-SG	-5.81	103.55	114.00
2	9-C	6	GLU	OE1-CD-OE2	-5.81	116.33	123.30
1	13-B	148	VAL	CG1-CB-CG2	-5.80	101.61	110.90
1	18-B	148	VAL	CG1-CB-CG2	-5.80	101.61	110.90
3	6-M	815	CYS	CA-CB-SG	-5.80	103.55	114.00
3	8-M	815	CYS	CA-CB-SG	-5.80	103.56	114.00

Continued on next page...

Continued from previous page...

Mol	Chain	Res	Type	Atoms	Z	Observed(°)	Ideal(°)
3	9-M	815	CYS	CA-CB-SG	-5.80	103.56	114.00
1	4-B	148	VAL	CG1-CB-CG2	-5.79	101.63	110.90
1	12-B	148	VAL	CG1-CB-CG2	-5.79	101.63	110.90
3	1-M	220	ASP	CB-CG-OD2	5.79	123.51	118.30
3	2-M	220	ASP	CB-CG-OD2	5.79	123.51	118.30
3	4-M	220	ASP	CB-CG-OD2	5.79	123.51	118.30
3	5-M	220	ASP	CB-CG-OD2	5.79	123.51	118.30
3	6-M	220	ASP	CB-CG-OD2	5.79	123.51	118.30
3	7-M	220	ASP	CB-CG-OD2	5.79	123.51	118.30
2	16-C	6	GLU	OE1-CD-OE2	-5.79	116.35	123.30
3	20-M	815	CYS	CA-CB-SG	-5.79	103.57	114.00
3	14-M	815	CYS	CA-CB-SG	-5.79	103.57	114.00
3	14-M	723	ARG	NE-CZ-NH1	5.79	123.19	120.30
1	17-B	148	VAL	CG1-CB-CG2	-5.79	101.64	110.90
2	17-C	6	GLU	OE1-CD-OE2	-5.79	116.35	123.30
3	12-M	815	CYS	CA-CB-SG	-5.79	103.59	114.00
3	14-M	809	ARG	NE-CZ-NH2	-5.79	117.41	120.30
1	20-B	148	VAL	CG1-CB-CG2	-5.79	101.64	110.90
1	19-B	148	VAL	CG1-CB-CG2	-5.78	101.65	110.90
1	11-B	148	VAL	CG1-CB-CG2	-5.78	101.65	110.90
1	15-B	148	VAL	CG1-CB-CG2	-5.78	101.65	110.90
3	11-M	809	ARG	NE-CZ-NH2	-5.78	117.41	120.30
3	16-M	815	CYS	CA-CB-SG	-5.78	103.60	114.00
1	9-B	148	VAL	CG1-CB-CG2	-5.78	101.65	110.90
2	20-C	6	GLU	OE1-CD-OE2	-5.78	116.36	123.30
3	8-M	809	ARG	NE-CZ-NH2	-5.78	117.41	120.30
3	16-M	723	ARG	NE-CZ-NH1	5.78	123.19	120.30
1	10-B	148	VAL	CG1-CB-CG2	-5.78	101.66	110.90
3	11-M	815	CYS	CA-CB-SG	-5.78	103.60	114.00
3	17-M	815	CYS	CA-CB-SG	-5.78	103.61	114.00
1	14-B	148	VAL	CG1-CB-CG2	-5.77	101.66	110.90
1	2-B	148	VAL	CG1-CB-CG2	-5.77	101.67	110.90
1	7-B	148	VAL	CG1-CB-CG2	-5.77	101.67	110.90
2	11-C	6	GLU	OE1-CD-OE2	-5.77	116.37	123.30
1	5-B	148	VAL	CG1-CB-CG2	-5.77	101.67	110.90
1	1-B	148	VAL	CG1-CB-CG2	-5.77	101.67	110.90
3	3-M	809	ARG	NE-CZ-NH2	-5.77	117.42	120.30
1	6-B	148	VAL	CG1-CB-CG2	-5.77	101.67	110.90
3	8-M	723	ARG	NE-CZ-NH1	5.77	123.18	120.30
3	11-M	723	ARG	NE-CZ-NH1	5.77	123.18	120.30
1	16-B	148	VAL	CG1-CB-CG2	-5.77	101.67	110.90
3	17-M	723	ARG	NE-CZ-NH1	5.77	123.18	120.30

Continued on next page...

Continued from previous page...

Mol	Chain	Res	Type	Atoms	Z	Observed(°)	Ideal(°)
3	20-M	723	ARG	NE-CZ-NH1	5.77	123.18	120.30
1	8-B	148	VAL	CG1-CB-CG2	-5.76	101.68	110.90
3	10-M	220	ASP	CB-CG-OD2	5.76	123.48	118.30
3	13-M	220	ASP	CB-CG-OD2	5.76	123.48	118.30
3	15-M	220	ASP	CB-CG-OD2	5.76	123.48	118.30
3	18-M	220	ASP	CB-CG-OD2	5.76	123.48	118.30
3	19-M	220	ASP	CB-CG-OD2	5.76	123.48	118.30
3	8-M	220	ASP	CB-CG-OD2	5.75	123.48	118.30
3	9-M	220	ASP	CB-CG-OD2	5.75	123.48	118.30
2	10-C	6	GLU	OE1-CD-OE2	-5.75	116.40	123.30
3	11-M	220	ASP	CB-CG-OD2	5.75	123.48	118.30
3	12-M	220	ASP	CB-CG-OD2	5.75	123.48	118.30
3	14-M	220	ASP	CB-CG-OD2	5.75	123.48	118.30
3	16-M	220	ASP	CB-CG-OD2	5.75	123.48	118.30
3	17-M	220	ASP	CB-CG-OD2	5.75	123.48	118.30
3	20-M	220	ASP	CB-CG-OD2	5.75	123.48	118.30
3	10-M	165	PHE	N-CA-CB	-5.75	100.25	110.60
2	12-C	6	GLU	OE1-CD-OE2	-5.75	116.40	123.30
3	13-M	165	PHE	N-CA-CB	-5.75	100.25	110.60
3	15-M	165	PHE	N-CA-CB	-5.75	100.25	110.60
3	18-M	165	PHE	N-CA-CB	-5.75	100.25	110.60
3	19-M	165	PHE	N-CA-CB	-5.75	100.25	110.60
2	19-C	6	GLU	OE1-CD-OE2	-5.75	116.40	123.30
3	3-M	665	ARG	NE-CZ-NH2	-5.75	117.43	120.30
3	8-M	352	TYR	N-CA-CB	5.75	120.94	110.60
3	8-M	665	ARG	NE-CZ-NH2	-5.75	117.43	120.30
3	9-M	352	TYR	N-CA-CB	5.75	120.94	110.60
3	9-M	665	ARG	NE-CZ-NH2	-5.75	117.43	120.30
3	11-M	352	TYR	N-CA-CB	5.75	120.94	110.60
3	11-M	665	ARG	NE-CZ-NH2	-5.75	117.43	120.30
3	12-M	352	TYR	N-CA-CB	5.75	120.94	110.60
3	12-M	665	ARG	NE-CZ-NH2	-5.75	117.43	120.30
3	14-M	352	TYR	N-CA-CB	5.75	120.94	110.60
3	14-M	665	ARG	NE-CZ-NH2	-5.75	117.43	120.30
3	16-M	352	TYR	N-CA-CB	5.75	120.94	110.60
3	16-M	665	ARG	NE-CZ-NH2	-5.75	117.43	120.30
3	17-M	352	TYR	N-CA-CB	5.75	120.94	110.60
3	17-M	665	ARG	NE-CZ-NH2	-5.75	117.43	120.30
3	20-M	352	TYR	N-CA-CB	5.75	120.94	110.60
3	20-M	665	ARG	NE-CZ-NH2	-5.75	117.43	120.30
3	3-M	352	TYR	N-CA-CB	5.74	120.93	110.60
3	3-M	4	ASP	CB-CG-OD2	5.74	123.46	118.30

Continued on next page...

Continued from previous page...

Mol	Chain	Res	Type	Atoms	Z	Observed(°)	Ideal(°)
3	1-M	352	TYR	N-CA-CB	5.73	120.92	110.60
3	2-M	352	TYR	N-CA-CB	5.73	120.92	110.60
3	4-M	352	TYR	N-CA-CB	5.73	120.92	110.60
3	5-M	352	TYR	N-CA-CB	5.73	120.92	110.60
3	6-M	352	TYR	N-CA-CB	5.73	120.92	110.60
3	7-M	352	TYR	N-CA-CB	5.73	120.92	110.60
2	6-C	6	GLU	OE1-CD-OE2	-5.73	116.42	123.30
2	1-C	49	ILE	CA-C-N	-5.72	104.60	117.20
3	16-M	780	ASP	CB-CG-OD1	-5.72	113.15	118.30
2	6-C	49	ILE	CA-C-N	-5.72	104.61	117.20
3	8-M	780	ASP	CB-CG-OD1	-5.72	113.15	118.30
2	2-C	49	ILE	CA-C-N	-5.72	104.62	117.20
2	7-C	49	ILE	CA-C-N	-5.72	104.62	117.20
2	13-C	6	GLU	OE1-CD-OE2	-5.72	116.44	123.30
2	5-C	6	GLU	OE1-CD-OE2	-5.71	116.44	123.30
2	5-C	49	ILE	CA-C-N	-5.71	104.63	117.20
2	18-C	6	GLU	OE1-CD-OE2	-5.71	116.44	123.30
2	3-C	6	GLU	OE1-CD-OE2	-5.71	116.45	123.30
2	14-C	106	GLU	CA-CB-CG	-5.70	100.85	113.40
2	16-C	49	ILE	CA-C-N	-5.70	104.66	117.20
3	20-M	780	ASP	CB-CG-OD1	-5.70	113.17	118.30
2	1-C	6	GLU	OE1-CD-OE2	-5.70	116.46	123.30
3	10-M	352	TYR	N-CA-CB	5.70	120.85	110.60
3	13-M	352	TYR	N-CA-CB	5.70	120.85	110.60
3	15-M	352	TYR	N-CA-CB	5.70	120.85	110.60
3	18-M	352	TYR	N-CA-CB	5.70	120.85	110.60
3	19-M	352	TYR	N-CA-CB	5.70	120.85	110.60
2	15-C	6	GLU	OE1-CD-OE2	-5.69	116.47	123.30
2	9-C	106	GLU	CA-CB-CG	-5.69	100.88	113.40
2	12-C	49	ILE	CA-C-N	-5.69	104.68	117.20
3	12-M	780	ASP	CB-CG-OD1	-5.69	113.18	118.30
2	4-C	6	GLU	OE1-CD-OE2	-5.69	116.47	123.30
2	9-C	49	ILE	CA-C-N	-5.69	104.69	117.20
2	12-C	106	GLU	CA-CB-CG	-5.69	100.89	113.40
2	16-C	106	GLU	CA-CB-CG	-5.69	100.89	113.40
2	11-C	49	ILE	CA-C-N	-5.69	104.69	117.20
2	17-C	49	ILE	CA-C-N	-5.69	104.69	117.20
2	4-C	49	ILE	CA-C-N	-5.68	104.69	117.20
2	20-C	106	GLU	CA-CB-CG	-5.68	100.89	113.40
3	5-M	781	ASP	CB-CG-OD2	5.68	123.41	118.30
2	8-C	49	ILE	CA-C-N	-5.68	104.70	117.20
2	8-C	106	GLU	CA-CB-CG	-5.68	100.90	113.40

Continued on next page...

Continued from previous page...

Mol	Chain	Res	Type	Atoms	Z	Observed(°)	Ideal(°)
2	17-C	106	GLU	CA-CB-CG	-5.68	100.90	113.40
3	17-M	780	ASP	CB-CG-OD1	-5.68	113.19	118.30
2	2-C	6	GLU	OE1-CD-OE2	-5.68	116.48	123.30
2	7-C	6	GLU	OE1-CD-OE2	-5.68	116.49	123.30
2	14-C	49	ILE	CA-C-N	-5.68	104.71	117.20
2	2-C	106	GLU	CA-CB-CG	-5.68	100.91	113.40
3	3-M	780	ASP	CB-CG-OD1	-5.68	113.19	118.30
2	20-C	49	ILE	CA-C-N	-5.67	104.72	117.20
2	1-C	106	GLU	CA-CB-CG	-5.67	100.92	113.40
2	19-C	49	ILE	CA-C-N	-5.67	104.72	117.20
2	19-C	106	GLU	CA-CB-CG	-5.67	100.92	113.40
3	7-M	780	ASP	CB-CG-OD1	-5.67	113.20	118.30
2	11-C	106	GLU	CA-CB-CG	-5.67	100.93	113.40
2	3-C	49	ILE	CA-C-N	-5.67	104.73	117.20
2	7-C	106	GLU	CA-CB-CG	-5.67	100.93	113.40
3	9-M	780	ASP	CB-CG-OD1	-5.67	113.20	118.30
2	13-C	49	ILE	CA-C-N	-5.67	104.73	117.20
2	18-C	49	ILE	CA-C-N	-5.67	104.73	117.20
2	5-C	106	GLU	CA-CB-CG	-5.67	100.93	113.40
3	6-M	723	ARG	NE-CZ-NH1	5.67	123.13	120.30
2	18-C	106	GLU	CA-CB-CG	-5.67	100.93	113.40
3	2-M	780	ASP	CB-CG-OD1	-5.66	113.20	118.30
2	6-C	106	GLU	CA-CB-CG	-5.66	100.94	113.40
2	15-C	106	GLU	CA-CB-CG	-5.66	100.94	113.40
1	15-B	137	TRP	CG-CD1-NE1	-5.66	104.44	110.10
2	3-C	106	GLU	CA-CB-CG	-5.66	100.95	113.40
3	7-M	781	ASP	CB-CG-OD2	5.66	123.39	118.30
2	10-C	49	ILE	CA-C-N	-5.66	104.75	117.20
2	10-C	106	GLU	CA-CB-CG	-5.66	100.94	113.40
1	19-B	137	TRP	CG-CD1-NE1	-5.66	104.44	110.10
2	4-C	106	GLU	CA-CB-CG	-5.66	100.95	113.40
3	6-M	781	ASP	CB-CG-OD2	5.66	123.39	118.30
3	15-M	780	ASP	CB-CG-OD1	-5.66	113.21	118.30
3	11-M	780	ASP	CB-CG-OD1	-5.66	113.21	118.30
3	18-M	780	ASP	CB-CG-OD1	-5.65	113.21	118.30
3	10-M	780	ASP	CB-CG-OD1	-5.65	113.22	118.30
1	1-B	137	TRP	CG-CD1-NE1	-5.65	104.45	110.10
2	15-C	49	ILE	CA-C-N	-5.65	104.78	117.20
3	2-M	781	ASP	CB-CG-OD2	5.64	123.38	118.30
1	7-B	137	TRP	CG-CD1-NE1	-5.64	104.45	110.10
1	10-B	137	TRP	CG-CD1-NE1	-5.64	104.45	110.10
2	13-C	106	GLU	CA-CB-CG	-5.64	100.98	113.40

Continued on next page...

Continued from previous page...

Mol	Chain	Res	Type	Atoms	Z	Observed(°)	Ideal(°)
3	13-M	780	ASP	CB-CG-OD1	-5.64	113.22	118.30
3	14-M	780	ASP	CB-CG-OD1	-5.64	113.22	118.30
2	6-C	102	VAL	CB-CA-C	-5.64	100.69	111.40
3	19-M	780	ASP	CB-CG-OD1	-5.63	113.23	118.30
3	3-M	693	HIS	CA-CB-CG	-5.63	104.02	113.60
2	4-C	102	VAL	CB-CA-C	-5.63	100.70	111.40
3	1-M	781	ASP	CB-CG-OD2	5.63	123.37	118.30
3	5-M	780	ASP	CB-CG-OD1	-5.62	113.24	118.30
2	2-C	102	VAL	CB-CA-C	-5.62	100.72	111.40
2	7-C	102	VAL	CB-CA-C	-5.62	100.72	111.40
3	8-M	693	HIS	CA-CB-CG	-5.62	104.04	113.60
2	9-C	102	VAL	CB-CA-C	-5.62	100.72	111.40
3	9-M	693	HIS	CA-CB-CG	-5.62	104.04	113.60
3	11-M	693	HIS	CA-CB-CG	-5.62	104.04	113.60
3	12-M	693	HIS	CA-CB-CG	-5.62	104.04	113.60
3	14-M	693	HIS	CA-CB-CG	-5.62	104.04	113.60
3	16-M	693	HIS	CA-CB-CG	-5.62	104.04	113.60
3	17-M	693	HIS	CA-CB-CG	-5.62	104.04	113.60
3	20-M	693	HIS	CA-CB-CG	-5.62	104.04	113.60
1	6-B	137	TRP	CG-CD1-NE1	-5.62	104.48	110.10
2	13-C	102	VAL	CB-CA-C	-5.62	100.73	111.40
2	19-C	102	VAL	CB-CA-C	-5.62	100.73	111.40
1	8-B	137	TRP	CG-CD1-NE1	-5.62	104.48	110.10
2	5-C	102	VAL	CB-CA-C	-5.61	100.73	111.40
1	13-B	137	TRP	CG-CD1-NE1	-5.61	104.49	110.10
1	18-B	137	TRP	CG-CD1-NE1	-5.61	104.49	110.10
2	10-C	102	VAL	CB-CA-C	-5.61	100.74	111.40
2	1-C	102	VAL	CB-CA-C	-5.61	100.74	111.40
3	4-M	780	ASP	CB-CG-OD1	-5.61	113.25	118.30
2	14-C	102	VAL	CB-CA-C	-5.61	100.75	111.40
2	15-C	102	VAL	CB-CA-C	-5.60	100.75	111.40
2	16-C	102	VAL	CB-CA-C	-5.60	100.76	111.40
2	20-C	102	VAL	CB-CA-C	-5.60	100.76	111.40
3	3-M	781	ASP	CB-CG-OD2	5.60	123.34	118.30
1	5-B	137	TRP	CG-CD1-NE1	-5.60	104.50	110.10
3	1-M	780	ASP	CB-CG-OD1	-5.60	113.26	118.30
2	8-C	102	VAL	CB-CA-C	-5.60	100.76	111.40
2	18-C	102	VAL	CB-CA-C	-5.60	100.77	111.40
2	3-C	102	VAL	CB-CA-C	-5.59	100.77	111.40
3	6-M	780	ASP	CB-CG-OD1	-5.59	113.26	118.30
2	17-C	102	VAL	CB-CA-C	-5.59	100.77	111.40
3	10-M	241	ASP	CB-CG-OD2	5.59	123.33	118.30

Continued on next page...

Continued from previous page...

Mol	Chain	Res	Type	Atoms	Z	Observed(°)	Ideal(°)
3	10-M	781	ASP	CB-CG-OD2	5.59	123.33	118.30
3	13-M	241	ASP	CB-CG-OD2	5.59	123.33	118.30
3	14-M	781	ASP	CB-CG-OD2	5.59	123.33	118.30
3	15-M	241	ASP	CB-CG-OD2	5.59	123.33	118.30
3	18-M	241	ASP	CB-CG-OD2	5.59	123.33	118.30
3	19-M	241	ASP	CB-CG-OD2	5.59	123.33	118.30
1	3-B	137	TRP	CG-CD1-NE1	-5.59	104.51	110.10
2	11-C	102	VAL	CB-CA-C	-5.59	100.78	111.40
3	9-M	781	ASP	CB-CG-OD2	5.59	123.33	118.30
3	1-M	241	ASP	CB-CG-OD2	5.58	123.33	118.30
3	1-M	723	ARG	NE-CZ-NH1	5.58	123.09	120.30
3	2-M	241	ASP	CB-CG-OD2	5.58	123.33	118.30
3	4-M	241	ASP	CB-CG-OD2	5.58	123.33	118.30
3	4-M	781	ASP	CB-CG-OD2	5.58	123.33	118.30
3	5-M	241	ASP	CB-CG-OD2	5.58	123.33	118.30
3	6-M	241	ASP	CB-CG-OD2	5.58	123.33	118.30
3	7-M	241	ASP	CB-CG-OD2	5.58	123.33	118.30
2	12-C	102	VAL	CB-CA-C	-5.58	100.79	111.40
3	11-M	781	ASP	CB-CG-OD2	5.58	123.32	118.30
3	7-M	805	ARG	C-N-CA	5.58	135.65	121.70
1	16-B	137	TRP	CG-CD1-NE1	-5.58	104.52	110.10
3	8-M	781	ASP	CB-CG-OD2	5.58	123.32	118.30
3	3-M	241	ASP	CB-CG-OD2	5.57	123.32	118.30
1	4-B	137	TRP	CG-CD1-NE1	-5.57	104.53	110.10
3	10-M	306	THR	CA-CB-CG2	-5.57	104.60	112.40
3	13-M	306	THR	CA-CB-CG2	-5.57	104.60	112.40
3	15-M	306	THR	CA-CB-CG2	-5.57	104.60	112.40
3	18-M	306	THR	CA-CB-CG2	-5.57	104.60	112.40
3	19-M	306	THR	CA-CB-CG2	-5.57	104.60	112.40
3	13-M	781	ASP	CB-CG-OD2	5.57	123.31	118.30
1	14-B	137	TRP	CG-CD1-NE1	-5.57	104.53	110.10
1	20-B	137	TRP	CG-CD1-NE1	-5.57	104.53	110.10
3	2-M	723	ARG	NE-CZ-NH1	5.56	123.08	120.30
3	7-M	723	ARG	NE-CZ-NH1	5.56	123.08	120.30
3	4-M	723	ARG	NE-CZ-NH1	5.56	123.08	120.30
3	10-M	693	HIS	CA-CB-CG	-5.56	104.15	113.60
3	13-M	693	HIS	CA-CB-CG	-5.56	104.15	113.60
3	15-M	693	HIS	CA-CB-CG	-5.56	104.15	113.60
3	18-M	693	HIS	CA-CB-CG	-5.56	104.15	113.60
3	19-M	693	HIS	CA-CB-CG	-5.56	104.15	113.60
1	11-B	137	TRP	CG-CD1-NE1	-5.56	104.54	110.10
3	8-M	241	ASP	CB-CG-OD2	5.55	123.30	118.30

Continued on next page...

Continued from previous page...

Mol	Chain	Res	Type	Atoms	Z	Observed(°)	Ideal(°)
3	9-M	241	ASP	CB-CG-OD2	5.55	123.30	118.30
3	11-M	241	ASP	CB-CG-OD2	5.55	123.30	118.30
3	12-M	241	ASP	CB-CG-OD2	5.55	123.30	118.30
3	14-M	241	ASP	CB-CG-OD2	5.55	123.30	118.30
3	16-M	241	ASP	CB-CG-OD2	5.55	123.30	118.30
3	17-M	241	ASP	CB-CG-OD2	5.55	123.30	118.30
3	20-M	241	ASP	CB-CG-OD2	5.55	123.30	118.30
3	5-M	723	ARG	NE-CZ-NH1	5.55	123.08	120.30
3	12-M	781	ASP	CB-CG-OD2	5.55	123.29	118.30
1	17-B	137	TRP	CG-CD1-NE1	-5.55	104.55	110.10
3	1-M	693	HIS	CA-CB-CG	-5.55	104.17	113.60
1	2-B	137	TRP	CG-CD1-NE1	-5.55	104.55	110.10
3	2-M	693	HIS	CA-CB-CG	-5.55	104.17	113.60
3	3-M	306	THR	CA-CB-CG2	-5.55	104.64	112.40
3	4-M	693	HIS	CA-CB-CG	-5.55	104.17	113.60
3	5-M	693	HIS	CA-CB-CG	-5.55	104.17	113.60
3	6-M	693	HIS	CA-CB-CG	-5.55	104.17	113.60
3	7-M	693	HIS	CA-CB-CG	-5.55	104.17	113.60
3	17-M	781	ASP	CB-CG-OD2	5.54	123.29	118.30
3	16-M	781	ASP	CB-CG-OD2	5.54	123.28	118.30
3	20-M	781	ASP	CB-CG-OD2	5.54	123.28	118.30
3	8-M	306	THR	CA-CB-CG2	-5.54	104.65	112.40
3	9-M	306	THR	CA-CB-CG2	-5.54	104.65	112.40
3	11-M	306	THR	CA-CB-CG2	-5.54	104.65	112.40
3	12-M	306	THR	CA-CB-CG2	-5.54	104.65	112.40
3	14-M	306	THR	CA-CB-CG2	-5.54	104.65	112.40
3	16-M	306	THR	CA-CB-CG2	-5.54	104.65	112.40
3	17-M	306	THR	CA-CB-CG2	-5.54	104.65	112.40
3	20-M	306	THR	CA-CB-CG2	-5.54	104.65	112.40
3	1-M	306	THR	CA-CB-CG2	-5.53	104.66	112.40
3	2-M	306	THR	CA-CB-CG2	-5.53	104.66	112.40
3	4-M	306	THR	CA-CB-CG2	-5.53	104.66	112.40
3	5-M	306	THR	CA-CB-CG2	-5.53	104.66	112.40
3	6-M	306	THR	CA-CB-CG2	-5.53	104.66	112.40
3	7-M	306	THR	CA-CB-CG2	-5.53	104.66	112.40
1	9-B	137	TRP	CG-CD1-NE1	-5.53	104.57	110.10
3	19-M	781	ASP	CB-CG-OD2	5.53	123.27	118.30
3	15-M	781	ASP	CB-CG-OD2	5.52	123.27	118.30
3	9-M	752	ASP	CB-CA-C	5.52	121.44	110.40
3	16-M	752	ASP	CB-CA-C	5.52	121.44	110.40
3	3-M	752	ASP	CB-CA-C	5.52	121.44	110.40
3	1-M	138	LYS	CB-CA-C	-5.51	99.37	110.40

Continued on next page...

Continued from previous page...

Mol	Chain	Res	Type	Atoms	Z	Observed(°)	Ideal(°)
3	2-M	138	LYS	CB-CA-C	-5.51	99.37	110.40
3	4-M	138	LYS	CB-CA-C	-5.51	99.37	110.40
3	5-M	138	LYS	CB-CA-C	-5.51	99.37	110.40
3	6-M	138	LYS	CB-CA-C	-5.51	99.37	110.40
3	7-M	138	LYS	CB-CA-C	-5.51	99.37	110.40
1	12-B	137	TRP	CG-CD1-NE1	-5.51	104.58	110.10
3	15-M	752	ASP	CB-CA-C	5.51	121.42	110.40
3	12-M	752	ASP	CB-CA-C	5.51	121.42	110.40
3	19-M	752	ASP	CB-CA-C	5.51	121.42	110.40
3	10-M	752	ASP	CB-CA-C	5.50	121.41	110.40
3	14-M	752	ASP	CB-CA-C	5.50	121.41	110.40
3	18-M	752	ASP	CB-CA-C	5.50	121.41	110.40
3	8-M	752	ASP	CB-CA-C	5.50	121.41	110.40
3	11-M	752	ASP	CB-CA-C	5.50	121.41	110.40
3	17-M	752	ASP	CB-CA-C	5.50	121.41	110.40
3	20-M	752	ASP	CB-CA-C	5.50	121.41	110.40
1	8-B	80	PHE	CB-CG-CD1	-5.50	116.95	120.80
3	13-M	752	ASP	CB-CA-C	5.50	121.40	110.40
3	3-M	138	LYS	CB-CA-C	-5.50	99.41	110.40
3	4-M	752	ASP	CB-CA-C	5.50	121.39	110.40
3	18-M	781	ASP	CB-CG-OD2	5.49	123.24	118.30
3	5-M	752	ASP	CB-CA-C	5.49	121.38	110.40
3	2-M	752	ASP	CB-CA-C	5.49	121.37	110.40
3	7-M	752	ASP	CB-CA-C	5.49	121.37	110.40
3	1-M	220	ASP	CB-CG-OD1	-5.49	113.36	118.30
3	1-M	752	ASP	CB-CA-C	5.49	121.37	110.40
3	2-M	220	ASP	CB-CG-OD1	-5.49	113.36	118.30
3	4-M	220	ASP	CB-CG-OD1	-5.49	113.36	118.30
3	5-M	220	ASP	CB-CG-OD1	-5.49	113.36	118.30
3	6-M	220	ASP	CB-CG-OD1	-5.49	113.36	118.30
3	7-M	220	ASP	CB-CG-OD1	-5.49	113.36	118.30
3	8-M	686	MET	N-CA-CB	-5.49	100.73	110.60
3	9-M	686	MET	N-CA-CB	-5.49	100.73	110.60
3	11-M	686	MET	N-CA-CB	-5.49	100.73	110.60
3	12-M	686	MET	N-CA-CB	-5.49	100.73	110.60
3	14-M	686	MET	N-CA-CB	-5.49	100.73	110.60
3	16-M	686	MET	N-CA-CB	-5.49	100.73	110.60
3	17-M	686	MET	N-CA-CB	-5.49	100.73	110.60
3	20-M	686	MET	N-CA-CB	-5.49	100.73	110.60
3	6-M	752	ASP	CB-CA-C	5.48	121.36	110.40
3	10-M	138	LYS	CB-CA-C	-5.48	99.44	110.40
3	13-M	138	LYS	CB-CA-C	-5.48	99.44	110.40

Continued on next page...

Continued from previous page...

Mol	Chain	Res	Type	Atoms	Z	Observed(°)	Ideal(°)
3	15-M	138	LYS	CB-CA-C	-5.48	99.44	110.40
3	18-M	138	LYS	CB-CA-C	-5.48	99.44	110.40
3	19-M	138	LYS	CB-CA-C	-5.48	99.44	110.40
3	3-M	686	MET	N-CA-CB	-5.47	100.75	110.60
3	8-M	138	LYS	CB-CA-C	-5.47	99.46	110.40
3	9-M	138	LYS	CB-CA-C	-5.47	99.46	110.40
1	11-B	80	PHE	CB-CG-CD1	-5.47	116.97	120.80
3	11-M	138	LYS	CB-CA-C	-5.47	99.46	110.40
3	12-M	138	LYS	CB-CA-C	-5.47	99.46	110.40
3	14-M	138	LYS	CB-CA-C	-5.47	99.46	110.40
3	16-M	138	LYS	CB-CA-C	-5.47	99.46	110.40
3	17-M	138	LYS	CB-CA-C	-5.47	99.46	110.40
3	20-M	138	LYS	CB-CA-C	-5.47	99.46	110.40
1	13-B	80	PHE	CB-CG-CD1	-5.46	116.97	120.80
3	10-M	686	MET	N-CA-CB	-5.46	100.77	110.60
3	13-M	686	MET	N-CA-CB	-5.46	100.77	110.60
3	15-M	686	MET	N-CA-CB	-5.46	100.77	110.60
3	18-M	686	MET	N-CA-CB	-5.46	100.77	110.60
3	19-M	686	MET	N-CA-CB	-5.46	100.77	110.60
1	2-B	80	PHE	CB-CG-CD1	-5.46	116.98	120.80
3	1-M	686	MET	N-CA-CB	-5.45	100.79	110.60
3	2-M	686	MET	N-CA-CB	-5.45	100.79	110.60
3	4-M	686	MET	N-CA-CB	-5.45	100.79	110.60
3	5-M	686	MET	N-CA-CB	-5.45	100.79	110.60
3	6-M	686	MET	N-CA-CB	-5.45	100.79	110.60
3	7-M	686	MET	N-CA-CB	-5.45	100.79	110.60
1	14-B	80	PHE	CB-CG-CD1	-5.45	116.99	120.80
3	8-M	547	ASP	CB-CG-OD2	5.44	123.19	118.30
3	9-M	547	ASP	CB-CG-OD2	5.44	123.19	118.30
3	11-M	547	ASP	CB-CG-OD2	5.44	123.19	118.30
3	12-M	547	ASP	CB-CG-OD2	5.44	123.19	118.30
3	14-M	547	ASP	CB-CG-OD2	5.44	123.19	118.30
3	16-M	547	ASP	CB-CG-OD2	5.44	123.19	118.30
3	17-M	547	ASP	CB-CG-OD2	5.44	123.19	118.30
3	20-M	547	ASP	CB-CG-OD2	5.44	123.19	118.30
3	10-M	547	ASP	CB-CG-OD2	5.43	123.19	118.30
3	13-M	547	ASP	CB-CG-OD2	5.43	123.19	118.30
3	15-M	547	ASP	CB-CG-OD2	5.43	123.19	118.30
3	18-M	547	ASP	CB-CG-OD2	5.43	123.19	118.30
3	19-M	547	ASP	CB-CG-OD2	5.43	123.19	118.30
3	1-M	547	ASP	CB-CG-OD2	5.43	123.18	118.30
3	2-M	547	ASP	CB-CG-OD2	5.43	123.18	118.30

Continued on next page...

Continued from previous page...

Mol	Chain	Res	Type	Atoms	Z	Observed(°)	Ideal(°)
3	3-M	220	ASP	CB-CG-OD1	-5.43	113.42	118.30
3	4-M	547	ASP	CB-CG-OD2	5.43	123.18	118.30
3	5-M	547	ASP	CB-CG-OD2	5.43	123.18	118.30
3	6-M	547	ASP	CB-CG-OD2	5.43	123.18	118.30
3	7-M	547	ASP	CB-CG-OD2	5.43	123.18	118.30
3	1-M	320	ILE	CB-CA-C	-5.42	100.75	111.60
3	2-M	320	ILE	CB-CA-C	-5.42	100.75	111.60
3	4-M	320	ILE	CB-CA-C	-5.42	100.75	111.60
3	5-M	320	ILE	CB-CA-C	-5.42	100.75	111.60
3	6-M	320	ILE	CB-CA-C	-5.42	100.75	111.60
3	7-M	320	ILE	CB-CA-C	-5.42	100.75	111.60
1	15-B	80	PHE	CB-CG-CD1	-5.42	117.00	120.80
1	17-B	80	PHE	CB-CG-CD1	-5.42	117.01	120.80
1	10-B	80	PHE	CB-CG-CD1	-5.41	117.01	120.80
3	10-M	320	ILE	CB-CA-C	-5.41	100.78	111.60
3	13-M	320	ILE	CB-CA-C	-5.41	100.78	111.60
3	15-M	320	ILE	CB-CA-C	-5.41	100.78	111.60
3	18-M	320	ILE	CB-CA-C	-5.41	100.78	111.60
3	19-M	320	ILE	CB-CA-C	-5.41	100.78	111.60
3	10-M	220	ASP	CB-CG-OD1	-5.41	113.43	118.30
3	13-M	220	ASP	CB-CG-OD1	-5.41	113.43	118.30
3	15-M	220	ASP	CB-CG-OD1	-5.41	113.43	118.30
3	18-M	220	ASP	CB-CG-OD1	-5.41	113.43	118.30
1	19-B	80	PHE	CB-CG-CD1	-5.41	117.02	120.80
3	19-M	220	ASP	CB-CG-OD1	-5.41	113.43	118.30
3	3-M	320	ILE	CB-CA-C	-5.40	100.79	111.60
1	20-B	80	PHE	CB-CG-CD1	-5.40	117.02	120.80
1	18-B	80	PHE	CB-CG-CD1	-5.40	117.02	120.80
3	8-M	220	ASP	CB-CG-OD1	-5.39	113.44	118.30
3	8-M	320	ILE	CB-CA-C	-5.39	100.81	111.60
3	9-M	220	ASP	CB-CG-OD1	-5.39	113.44	118.30
3	9-M	320	ILE	CB-CA-C	-5.39	100.81	111.60
3	11-M	220	ASP	CB-CG-OD1	-5.39	113.44	118.30
3	11-M	320	ILE	CB-CA-C	-5.39	100.81	111.60
3	12-M	220	ASP	CB-CG-OD1	-5.39	113.44	118.30
3	12-M	320	ILE	CB-CA-C	-5.39	100.81	111.60
3	14-M	220	ASP	CB-CG-OD1	-5.39	113.44	118.30
3	14-M	320	ILE	CB-CA-C	-5.39	100.81	111.60
3	16-M	220	ASP	CB-CG-OD1	-5.39	113.44	118.30
3	16-M	320	ILE	CB-CA-C	-5.39	100.81	111.60
3	17-M	220	ASP	CB-CG-OD1	-5.39	113.44	118.30
3	17-M	320	ILE	CB-CA-C	-5.39	100.81	111.60

Continued on next page...

Continued from previous page...

Mol	Chain	Res	Type	Atoms	Z	Observed(°)	Ideal(°)
3	20-M	220	ASP	CB-CG-OD1	-5.39	113.44	118.30
3	20-M	320	ILE	CB-CA-C	-5.39	100.81	111.60
1	4-B	80	PHE	CB-CG-CD1	-5.39	117.03	120.80
1	3-B	143	ASP	CA-CB-CG	5.38	125.24	113.40
1	12-B	80	PHE	CB-CG-CD1	-5.38	117.03	120.80
3	1-M	601	ASP	CB-CG-OD2	5.38	123.14	118.30
3	2-M	601	ASP	CB-CG-OD2	5.38	123.14	118.30
3	4-M	601	ASP	CB-CG-OD2	5.38	123.14	118.30
3	5-M	601	ASP	CB-CG-OD2	5.38	123.14	118.30
3	6-M	601	ASP	CB-CG-OD2	5.38	123.14	118.30
3	7-M	601	ASP	CB-CG-OD2	5.38	123.14	118.30
3	8-M	601	ASP	CB-CG-OD2	5.37	123.13	118.30
3	9-M	601	ASP	CB-CG-OD2	5.37	123.13	118.30
3	11-M	601	ASP	CB-CG-OD2	5.37	123.13	118.30
3	12-M	601	ASP	CB-CG-OD2	5.37	123.13	118.30
3	14-M	601	ASP	CB-CG-OD2	5.37	123.13	118.30
3	16-M	601	ASP	CB-CG-OD2	5.37	123.13	118.30
3	17-M	601	ASP	CB-CG-OD2	5.37	123.13	118.30
3	20-M	601	ASP	CB-CG-OD2	5.37	123.13	118.30
1	5-B	80	PHE	CB-CG-CD1	-5.37	117.04	120.80
1	6-B	80	PHE	CB-CG-CD1	-5.36	117.05	120.80
3	1-M	384	ASP	CB-CG-OD1	-5.36	113.48	118.30
3	2-M	384	ASP	CB-CG-OD1	-5.36	113.48	118.30
3	3-M	547	ASP	CB-CG-OD2	5.36	123.12	118.30
3	4-M	384	ASP	CB-CG-OD1	-5.36	113.48	118.30
3	5-M	384	ASP	CB-CG-OD1	-5.36	113.48	118.30
3	6-M	384	ASP	CB-CG-OD1	-5.36	113.48	118.30
3	7-M	384	ASP	CB-CG-OD1	-5.36	113.48	118.30
1	9-B	80	PHE	CB-CG-CD1	-5.36	117.05	120.80
1	18-B	143	ASP	CA-CB-CG	5.36	125.19	113.40
1	2-B	143	ASP	CA-CB-CG	5.36	125.18	113.40
1	7-B	143	ASP	CA-CB-CG	5.36	125.18	113.40
1	1-B	80	PHE	CB-CG-CD1	-5.35	117.05	120.80
1	5-B	143	ASP	CA-CB-CG	5.35	125.17	113.40
3	8-M	33	ASP	CB-CG-OD2	5.35	123.11	118.30
3	9-M	33	ASP	CB-CG-OD2	5.35	123.11	118.30
3	11-M	33	ASP	CB-CG-OD2	5.35	123.11	118.30
3	12-M	33	ASP	CB-CG-OD2	5.35	123.11	118.30
3	14-M	33	ASP	CB-CG-OD2	5.35	123.11	118.30
3	16-M	33	ASP	CB-CG-OD2	5.35	123.11	118.30
3	17-M	33	ASP	CB-CG-OD2	5.35	123.11	118.30
3	20-M	33	ASP	CB-CG-OD2	5.35	123.11	118.30

Continued on next page...

Continued from previous page...

Mol	Chain	Res	Type	Atoms	Z	Observed(°)	Ideal(°)
1	1-B	143	ASP	CA-CB-CG	5.35	125.16	113.40
1	15-B	143	ASP	CA-CB-CG	5.34	125.16	113.40
1	18-B	15	VAL	CA-CB-CG1	5.34	118.92	110.90
1	3-B	80	PHE	CB-CG-CD1	-5.34	117.06	120.80
1	6-B	143	ASP	CA-CB-CG	5.34	125.15	113.40
1	13-B	143	ASP	CA-CB-CG	5.34	125.15	113.40
1	3-B	17	SER	N-CA-C	5.34	125.41	111.00
1	10-B	143	ASP	CA-CB-CG	5.34	125.14	113.40
1	9-B	143	ASP	CA-CB-CG	5.33	125.14	113.40
1	16-B	143	ASP	CA-CB-CG	5.33	125.14	113.40
1	19-B	143	ASP	CA-CB-CG	5.33	125.14	113.40
1	4-B	143	ASP	CA-CB-CG	5.33	125.13	113.40
1	13-B	15	VAL	CA-CB-CG1	5.33	118.90	110.90
1	14-B	143	ASP	CA-CB-CG	5.33	125.13	113.40
1	5-B	17	SER	N-CA-C	5.33	125.39	111.00
1	4-B	17	SER	N-CA-C	5.33	125.39	111.00
1	7-B	80	PHE	CB-CG-CD1	-5.33	117.07	120.80
1	16-B	80	PHE	CB-CG-CD1	-5.33	117.07	120.80
1	8-B	143	ASP	CA-CB-CG	5.33	125.12	113.40
1	9-B	15	VAL	CA-CB-CG1	5.33	118.89	110.90
1	6-B	17	SER	N-CA-C	5.32	125.37	111.00
2	12-C	6	GLU	C-N-CA	5.32	135.01	121.70
1	15-B	17	SER	N-CA-C	5.32	125.38	111.00
2	11-C	6	GLU	C-N-CA	5.32	135.00	121.70
1	17-B	143	ASP	CA-CB-CG	5.32	125.11	113.40
3	1-M	33	ASP	CB-CG-OD2	5.32	123.09	118.30
3	2-M	33	ASP	CB-CG-OD2	5.32	123.09	118.30
3	4-M	33	ASP	CB-CG-OD2	5.32	123.09	118.30
3	5-M	33	ASP	CB-CG-OD2	5.32	123.09	118.30
3	6-M	33	ASP	CB-CG-OD2	5.32	123.09	118.30
3	7-M	33	ASP	CB-CG-OD2	5.32	123.09	118.30
2	10-C	6	GLU	C-N-CA	5.32	135.00	121.70
1	7-B	17	SER	N-CA-C	5.32	125.36	111.00
2	8-C	6	GLU	C-N-CA	5.32	135.00	121.70
2	17-C	6	GLU	C-N-CA	5.32	134.99	121.70
1	11-B	143	ASP	CA-CB-CG	5.32	125.10	113.40
1	13-B	17	SER	N-CA-C	5.32	125.35	111.00
2	16-C	6	GLU	C-N-CA	5.32	134.99	121.70
1	18-B	17	SER	N-CA-C	5.32	125.35	111.00
2	20-C	6	GLU	C-N-CA	5.32	134.99	121.70
2	9-C	6	GLU	C-N-CA	5.31	134.99	121.70
1	10-B	17	SER	N-CA-C	5.31	125.34	111.00

Continued on next page...

Continued from previous page...

Mol	Chain	Res	Type	Atoms	Z	Observed(°)	Ideal(°)
1	12-B	143	ASP	CA-CB-CG	5.31	125.09	113.40
1	20-B	17	SER	N-CA-C	5.31	125.34	111.00
2	2-C	6	GLU	C-N-CA	5.31	134.98	121.70
3	10-M	384	ASP	CB-CG-OD1	-5.31	113.52	118.30
3	13-M	384	ASP	CB-CG-OD1	-5.31	113.52	118.30
3	15-M	384	ASP	CB-CG-OD1	-5.31	113.52	118.30
3	18-M	384	ASP	CB-CG-OD1	-5.31	113.52	118.30
3	19-M	384	ASP	CB-CG-OD1	-5.31	113.52	118.30
2	11-C	30	VAL	CA-CB-CG2	-5.31	102.94	110.90
1	12-B	17	SER	N-CA-C	5.31	125.33	111.00
3	3-M	601	ASP	CB-CG-OD2	5.31	123.08	118.30
1	19-B	17	SER	N-CA-C	5.31	125.33	111.00
1	20-B	143	ASP	CA-CB-CG	5.31	125.07	113.40
1	1-B	17	SER	N-CA-C	5.30	125.32	111.00
2	4-C	6	GLU	C-N-CA	5.30	134.96	121.70
2	8-C	30	VAL	CA-CB-CG2	-5.30	102.94	110.90
2	14-C	6	GLU	C-N-CA	5.30	134.96	121.70
1	16-B	17	SER	N-CA-C	5.30	125.32	111.00
1	2-B	17	SER	N-CA-C	5.30	125.32	111.00
1	5-B	15	VAL	CA-CB-CG1	5.30	118.86	110.90
1	14-B	17	SER	N-CA-C	5.30	125.32	111.00
3	8-M	384	ASP	CB-CG-OD1	-5.30	113.53	118.30
3	9-M	384	ASP	CB-CG-OD1	-5.30	113.53	118.30
3	11-M	384	ASP	CB-CG-OD1	-5.30	113.53	118.30
3	12-M	384	ASP	CB-CG-OD1	-5.30	113.53	118.30
3	14-M	384	ASP	CB-CG-OD1	-5.30	113.53	118.30
3	16-M	384	ASP	CB-CG-OD1	-5.30	113.53	118.30
3	17-M	384	ASP	CB-CG-OD1	-5.30	113.53	118.30
3	20-M	384	ASP	CB-CG-OD1	-5.30	113.53	118.30
2	1-C	6	GLU	C-N-CA	5.30	134.95	121.70
1	8-B	15	VAL	CA-CB-CG1	5.30	118.85	110.90
1	10-B	15	VAL	CA-CB-CG1	5.30	118.85	110.90
2	13-C	6	GLU	C-N-CA	5.30	134.95	121.70
2	15-C	6	GLU	C-N-CA	5.30	134.95	121.70
1	6-B	15	VAL	CA-CB-CG1	5.30	118.84	110.90
1	8-B	17	SER	N-CA-C	5.30	125.30	111.00
3	8-M	686	MET	CG-SD-CE	-5.30	91.72	100.20
3	9-M	686	MET	CG-SD-CE	-5.30	91.72	100.20
3	11-M	686	MET	CG-SD-CE	-5.30	91.72	100.20
3	12-M	686	MET	CG-SD-CE	-5.30	91.72	100.20
3	14-M	686	MET	CG-SD-CE	-5.30	91.72	100.20
3	16-M	686	MET	CG-SD-CE	-5.30	91.72	100.20

Continued on next page...

Continued from previous page...

Mol	Chain	Res	Type	Atoms	Z	Observed(°)	Ideal(°)
3	17-M	686	MET	CG-SD-CE	-5.30	91.72	100.20
1	19-B	15	VAL	CA-CB-CG1	5.30	118.84	110.90
3	20-M	686	MET	CG-SD-CE	-5.30	91.72	100.20
2	5-C	6	GLU	C-N-CA	5.29	134.94	121.70
1	17-B	17	SER	N-CA-C	5.29	125.30	111.00
2	18-C	6	GLU	C-N-CA	5.29	134.94	121.70
1	2-B	127	ARG	NE-CZ-NH2	5.29	122.95	120.30
2	6-C	6	GLU	C-N-CA	5.29	134.93	121.70
2	7-C	6	GLU	C-N-CA	5.29	134.93	121.70
1	17-B	15	VAL	CA-CB-CG1	5.29	118.84	110.90
3	3-M	686	MET	CG-SD-CE	-5.29	91.73	100.20
1	4-B	15	VAL	CA-CB-CG1	5.29	118.84	110.90
1	7-B	15	VAL	CA-CB-CG1	5.29	118.84	110.90
1	9-B	17	SER	N-CA-C	5.29	125.29	111.00
2	12-C	30	VAL	CA-CB-CG2	-5.29	102.96	110.90
1	11-B	17	SER	N-CA-C	5.29	125.28	111.00
1	15-B	15	VAL	CA-CB-CG1	5.29	118.83	110.90
3	1-M	686	MET	CG-SD-CE	-5.29	91.74	100.20
3	2-M	686	MET	CG-SD-CE	-5.29	91.74	100.20
2	3-C	6	GLU	C-N-CA	5.29	134.92	121.70
3	4-M	686	MET	CG-SD-CE	-5.29	91.74	100.20
3	5-M	686	MET	CG-SD-CE	-5.29	91.74	100.20
3	6-M	686	MET	CG-SD-CE	-5.29	91.74	100.20
3	7-M	686	MET	CG-SD-CE	-5.29	91.74	100.20
3	10-M	686	MET	CG-SD-CE	-5.29	91.74	100.20
3	13-M	686	MET	CG-SD-CE	-5.29	91.74	100.20
3	15-M	686	MET	CG-SD-CE	-5.29	91.74	100.20
3	18-M	686	MET	CG-SD-CE	-5.29	91.74	100.20
2	19-C	6	GLU	C-N-CA	5.29	134.92	121.70
3	19-M	686	MET	CG-SD-CE	-5.29	91.74	100.20
3	10-M	33	ASP	CB-CG-OD2	5.29	123.06	118.30
3	13-M	33	ASP	CB-CG-OD2	5.29	123.06	118.30
3	15-M	33	ASP	CB-CG-OD2	5.29	123.06	118.30
3	18-M	33	ASP	CB-CG-OD2	5.29	123.06	118.30
3	19-M	33	ASP	CB-CG-OD2	5.29	123.06	118.30
1	1-B	15	VAL	CA-CB-CG1	5.28	118.83	110.90
1	3-B	15	VAL	CA-CB-CG1	5.28	118.83	110.90
2	14-C	30	VAL	CA-CB-CG2	-5.28	102.98	110.90
2	6-C	30	VAL	CA-CB-CG2	-5.28	102.99	110.90
2	20-C	30	VAL	CA-CB-CG2	-5.28	102.99	110.90
1	2-B	15	VAL	CA-CB-CG1	5.27	118.81	110.90
3	8-M	800	ARG	NH1-CZ-NH2	5.27	125.20	119.40

Continued on next page...

Continued from previous page...

Mol	Chain	Res	Type	Atoms	Z	Observed(°)	Ideal(°)
3	3-M	125	THR	CA-CB-CG2	-5.27	105.02	112.40
2	17-C	30	VAL	CA-CB-CG2	-5.27	103.00	110.90
1	20-B	15	VAL	CA-CB-CG1	5.27	118.80	110.90
1	14-B	15	VAL	CA-CB-CG1	5.27	118.80	110.90
2	4-C	30	VAL	CA-CB-CG2	-5.27	103.00	110.90
1	16-B	15	VAL	CA-CB-CG1	5.26	118.80	110.90
1	7-B	127	ARG	NE-CZ-NH2	5.26	122.93	120.30
3	8-M	125	THR	CA-CB-CG2	-5.26	105.03	112.40
3	9-M	125	THR	CA-CB-CG2	-5.26	105.03	112.40
3	11-M	125	THR	CA-CB-CG2	-5.26	105.03	112.40
3	12-M	125	THR	CA-CB-CG2	-5.26	105.03	112.40
3	14-M	125	THR	CA-CB-CG2	-5.26	105.03	112.40
2	16-C	30	VAL	CA-CB-CG2	-5.26	103.01	110.90
3	16-M	125	THR	CA-CB-CG2	-5.26	105.03	112.40
3	17-M	125	THR	CA-CB-CG2	-5.26	105.03	112.40
3	20-M	125	THR	CA-CB-CG2	-5.26	105.03	112.40
3	20-M	800	ARG	NH1-CZ-NH2	5.26	125.19	119.40
2	7-C	30	VAL	CA-CB-CG2	-5.26	103.01	110.90
1	11-B	15	VAL	CA-CB-CG1	5.26	118.79	110.90
2	5-C	30	VAL	CA-CB-CG2	-5.26	103.01	110.90
2	2-C	30	VAL	CA-CB-CG2	-5.26	103.02	110.90
3	3-M	660	LEU	CB-CG-CD2	5.26	119.94	111.00
3	3-M	800	ARG	NH1-CZ-NH2	5.26	125.18	119.40
2	9-C	30	VAL	CA-CB-CG2	-5.25	103.02	110.90
3	1-M	800	ARG	NH1-CZ-NH2	5.25	125.18	119.40
3	10-M	326	ASP	CB-CG-OD2	5.25	123.02	118.30
3	10-M	343	PHE	CB-CG-CD2	-5.25	117.13	120.80
3	13-M	326	ASP	CB-CG-OD2	5.25	123.02	118.30
3	13-M	343	PHE	CB-CG-CD2	-5.25	117.13	120.80
3	15-M	326	ASP	CB-CG-OD2	5.25	123.02	118.30
3	15-M	343	PHE	CB-CG-CD2	-5.25	117.13	120.80
3	18-M	326	ASP	CB-CG-OD2	5.25	123.02	118.30
3	18-M	343	PHE	CB-CG-CD2	-5.25	117.13	120.80
3	19-M	326	ASP	CB-CG-OD2	5.25	123.02	118.30
3	19-M	343	PHE	CB-CG-CD2	-5.25	117.13	120.80
2	3-C	30	VAL	CA-CB-CG2	-5.25	103.03	110.90
3	3-M	33	ASP	CB-CG-OD2	5.25	123.02	118.30
3	1-M	354	LEU	CB-CG-CD2	-5.24	102.09	111.00
3	2-M	354	LEU	CB-CG-CD2	-5.24	102.09	111.00
3	3-M	343	PHE	CB-CG-CD2	-5.24	117.13	120.80
3	4-M	354	LEU	CB-CG-CD2	-5.24	102.09	111.00
3	5-M	354	LEU	CB-CG-CD2	-5.24	102.09	111.00

Continued on next page...

Continued from previous page...

Mol	Chain	Res	Type	Atoms	Z	Observed(°)	Ideal(°)
3	6-M	354	LEU	CB-CG-CD2	-5.24	102.09	111.00
3	7-M	354	LEU	CB-CG-CD2	-5.24	102.09	111.00
1	12-B	15	VAL	CA-CB-CG1	5.24	118.77	110.90
1	12-B	127	ARG	NE-CZ-NH2	5.24	122.92	120.30
3	16-M	800	ARG	NH1-CZ-NH2	5.24	125.17	119.40
3	8-M	343	PHE	CB-CG-CD2	-5.24	117.13	120.80
3	9-M	343	PHE	CB-CG-CD2	-5.24	117.13	120.80
3	10-M	601	ASP	CB-CG-OD2	5.24	123.01	118.30
3	11-M	343	PHE	CB-CG-CD2	-5.24	117.13	120.80
3	12-M	343	PHE	CB-CG-CD2	-5.24	117.13	120.80
3	13-M	601	ASP	CB-CG-OD2	5.24	123.01	118.30
3	14-M	343	PHE	CB-CG-CD2	-5.24	117.13	120.80
3	15-M	601	ASP	CB-CG-OD2	5.24	123.01	118.30
3	16-M	343	PHE	CB-CG-CD2	-5.24	117.13	120.80
3	17-M	343	PHE	CB-CG-CD2	-5.24	117.13	120.80
3	18-M	601	ASP	CB-CG-OD2	5.24	123.01	118.30
3	19-M	601	ASP	CB-CG-OD2	5.24	123.01	118.30
3	20-M	343	PHE	CB-CG-CD2	-5.24	117.13	120.80
1	6-B	127	ARG	NE-CZ-NH2	5.24	122.92	120.30
3	11-M	800	ARG	NH1-CZ-NH2	5.24	125.16	119.40
3	3-M	361	TYR	CB-CG-CD2	-5.23	117.86	121.00
2	13-C	30	VAL	CA-CB-CG2	-5.23	103.05	110.90
3	18-M	800	ARG	NH1-CZ-NH2	5.23	125.16	119.40
2	1-C	30	VAL	CA-CB-CG2	-5.23	103.05	110.90
3	15-M	800	ARG	NH1-CZ-NH2	5.23	125.16	119.40
3	10-M	125	THR	CA-CB-CG2	-5.23	105.08	112.40
3	10-M	354	LEU	CB-CG-CD2	-5.23	102.11	111.00
3	13-M	125	THR	CA-CB-CG2	-5.23	105.08	112.40
3	13-M	354	LEU	CB-CG-CD2	-5.23	102.11	111.00
3	15-M	125	THR	CA-CB-CG2	-5.23	105.08	112.40
3	15-M	354	LEU	CB-CG-CD2	-5.23	102.11	111.00
3	18-M	125	THR	CA-CB-CG2	-5.23	105.08	112.40
3	18-M	354	LEU	CB-CG-CD2	-5.23	102.11	111.00
3	19-M	125	THR	CA-CB-CG2	-5.23	105.08	112.40
3	19-M	354	LEU	CB-CG-CD2	-5.23	102.11	111.00
3	8-M	326	ASP	CB-CG-OD2	5.23	123.01	118.30
3	9-M	326	ASP	CB-CG-OD2	5.23	123.01	118.30
3	11-M	326	ASP	CB-CG-OD2	5.23	123.01	118.30
3	12-M	326	ASP	CB-CG-OD2	5.23	123.01	118.30
3	14-M	326	ASP	CB-CG-OD2	5.23	123.01	118.30
3	16-M	326	ASP	CB-CG-OD2	5.23	123.01	118.30
3	17-M	326	ASP	CB-CG-OD2	5.23	123.01	118.30

Continued on next page...

Continued from previous page...

Mol	Chain	Res	Type	Atoms	Z	Observed(°)	Ideal(°)
3	20-M	326	ASP	CB-CG-OD2	5.23	123.01	118.30
3	7-M	800	ARG	NH1-CZ-NH2	5.23	125.15	119.40
3	14-M	800	ARG	NH1-CZ-NH2	5.23	125.15	119.40
3	17-M	800	ARG	NH1-CZ-NH2	5.23	125.15	119.40
2	10-C	30	VAL	CA-CB-CG2	-5.23	103.06	110.90
3	3-M	354	LEU	CB-CG-CD2	-5.22	102.12	111.00
3	4-M	800	ARG	NH1-CZ-NH2	5.22	125.15	119.40
3	10-M	660	LEU	CB-CG-CD2	5.22	119.88	111.00
3	13-M	660	LEU	CB-CG-CD2	5.22	119.88	111.00
3	15-M	660	LEU	CB-CG-CD2	5.22	119.88	111.00
3	18-M	660	LEU	CB-CG-CD2	5.22	119.88	111.00
2	19-C	30	VAL	CA-CB-CG2	-5.22	103.07	110.90
3	19-M	660	LEU	CB-CG-CD2	5.22	119.88	111.00
3	1-M	361	TYR	CB-CG-CD2	-5.22	117.87	121.00
3	2-M	361	TYR	CB-CG-CD2	-5.22	117.87	121.00
3	4-M	361	TYR	CB-CG-CD2	-5.22	117.87	121.00
3	5-M	361	TYR	CB-CG-CD2	-5.22	117.87	121.00
3	6-M	361	TYR	CB-CG-CD2	-5.22	117.87	121.00
3	7-M	361	TYR	CB-CG-CD2	-5.22	117.87	121.00
3	10-M	361	TYR	CB-CG-CD2	-5.22	117.87	121.00
3	13-M	361	TYR	CB-CG-CD2	-5.22	117.87	121.00
3	15-M	361	TYR	CB-CG-CD2	-5.22	117.87	121.00
3	18-M	361	TYR	CB-CG-CD2	-5.22	117.87	121.00
3	19-M	361	TYR	CB-CG-CD2	-5.22	117.87	121.00
3	9-M	800	ARG	NH1-CZ-NH2	5.22	125.14	119.40
3	12-M	800	ARG	NH1-CZ-NH2	5.22	125.14	119.40
3	1-M	660	LEU	CB-CG-CD2	5.21	119.86	111.00
3	2-M	660	LEU	CB-CG-CD2	5.21	119.86	111.00
3	3-M	384	ASP	CB-CG-OD1	-5.21	113.61	118.30
3	4-M	660	LEU	CB-CG-CD2	5.21	119.86	111.00
3	5-M	660	LEU	CB-CG-CD2	5.21	119.86	111.00
3	6-M	660	LEU	CB-CG-CD2	5.21	119.86	111.00
3	7-M	660	LEU	CB-CG-CD2	5.21	119.86	111.00
3	8-M	354	LEU	CB-CG-CD2	-5.21	102.14	111.00
3	9-M	354	LEU	CB-CG-CD2	-5.21	102.14	111.00
3	11-M	354	LEU	CB-CG-CD2	-5.21	102.14	111.00
3	12-M	354	LEU	CB-CG-CD2	-5.21	102.14	111.00
3	14-M	354	LEU	CB-CG-CD2	-5.21	102.14	111.00
3	16-M	354	LEU	CB-CG-CD2	-5.21	102.14	111.00
3	17-M	354	LEU	CB-CG-CD2	-5.21	102.14	111.00
3	20-M	354	LEU	CB-CG-CD2	-5.21	102.14	111.00
3	1-M	343	PHE	CB-CG-CD2	-5.20	117.16	120.80

Continued on next page...

Continued from previous page...

Mol	Chain	Res	Type	Atoms	Z	Observed(°)	Ideal(°)
3	2-M	343	PHE	CB-CG-CD2	-5.20	117.16	120.80
3	4-M	343	PHE	CB-CG-CD2	-5.20	117.16	120.80
3	5-M	343	PHE	CB-CG-CD2	-5.20	117.16	120.80
3	6-M	343	PHE	CB-CG-CD2	-5.20	117.16	120.80
3	7-M	343	PHE	CB-CG-CD2	-5.20	117.16	120.80
3	8-M	660	LEU	CB-CG-CD2	5.20	119.84	111.00
3	9-M	660	LEU	CB-CG-CD2	5.20	119.84	111.00
3	11-M	660	LEU	CB-CG-CD2	5.20	119.84	111.00
3	12-M	660	LEU	CB-CG-CD2	5.20	119.84	111.00
3	14-M	660	LEU	CB-CG-CD2	5.20	119.84	111.00
3	16-M	660	LEU	CB-CG-CD2	5.20	119.84	111.00
3	17-M	660	LEU	CB-CG-CD2	5.20	119.84	111.00
3	20-M	660	LEU	CB-CG-CD2	5.20	119.84	111.00
2	15-C	30	VAL	CA-CB-CG2	-5.20	103.10	110.90
2	18-C	30	VAL	CA-CB-CG2	-5.20	103.10	110.90
3	1-M	125	THR	CA-CB-CG2	-5.20	105.13	112.40
3	2-M	125	THR	CA-CB-CG2	-5.20	105.13	112.40
3	4-M	125	THR	CA-CB-CG2	-5.20	105.13	112.40
3	5-M	125	THR	CA-CB-CG2	-5.20	105.13	112.40
3	6-M	125	THR	CA-CB-CG2	-5.20	105.13	112.40
3	7-M	125	THR	CA-CB-CG2	-5.20	105.13	112.40
2	15-C	49	ILE	CA-CB-CG1	-5.20	101.13	111.00
3	16-M	760	PHE	CB-CG-CD1	5.19	124.44	120.80
3	12-M	760	PHE	CB-CG-CD1	5.19	124.44	120.80
3	6-M	800	ARG	NH1-CZ-NH2	5.19	125.11	119.40
2	13-C	49	ILE	CA-CB-CG1	-5.19	101.14	111.00
3	14-M	760	PHE	CB-CG-CD1	5.19	124.43	120.80
3	10-M	800	ARG	NH1-CZ-NH2	5.19	125.11	119.40
3	3-M	326	ASP	CB-CG-OD2	5.19	122.97	118.30
1	1-B	127	ARG	NE-CZ-NH2	5.18	122.89	120.30
3	13-M	800	ARG	NH1-CZ-NH2	5.18	125.10	119.40
2	19-C	49	ILE	CA-CB-CG1	-5.18	101.16	111.00
3	19-M	800	ARG	NH1-CZ-NH2	5.18	125.10	119.40
3	2-M	800	ARG	NH1-CZ-NH2	5.18	125.09	119.40
1	3-B	147	ASN	CA-CB-CG	5.17	124.78	113.40
1	17-B	127	ARG	NE-CZ-NH2	5.17	122.89	120.30
2	6-C	49	ILE	CA-CB-CG1	-5.17	101.18	111.00
3	8-M	361	TYR	CB-CG-CD2	-5.17	117.90	121.00
3	9-M	361	TYR	CB-CG-CD2	-5.17	117.90	121.00
3	11-M	361	TYR	CB-CG-CD2	-5.17	117.90	121.00
3	12-M	361	TYR	CB-CG-CD2	-5.17	117.90	121.00
3	14-M	361	TYR	CB-CG-CD2	-5.17	117.90	121.00

Continued on next page...

Continued from previous page...

Mol	Chain	Res	Type	Atoms	Z	Observed(°)	Ideal(°)
3	16-M	361	TYR	CB-CG-CD2	-5.17	117.90	121.00
3	17-M	361	TYR	CB-CG-CD2	-5.17	117.90	121.00
2	18-C	49	ILE	CA-CB-CG1	-5.17	101.18	111.00
3	20-M	361	TYR	CB-CG-CD2	-5.17	117.90	121.00
1	18-B	147	ASN	CA-CB-CG	5.17	124.77	113.40
2	10-C	49	ILE	CA-CB-CG1	-5.17	101.19	111.00
3	10-M	346	ASP	N-CA-CB	-5.17	101.30	110.60
3	13-M	346	ASP	N-CA-CB	-5.17	101.30	110.60
3	15-M	346	ASP	N-CA-CB	-5.17	101.30	110.60
3	18-M	346	ASP	N-CA-CB	-5.17	101.30	110.60
3	19-M	346	ASP	N-CA-CB	-5.17	101.30	110.60
1	5-B	127	ARG	NE-CZ-NH2	5.16	122.88	120.30
1	20-B	127	ARG	NE-CZ-NH2	5.16	122.88	120.30
3	1-M	326	ASP	CB-CG-OD2	5.16	122.94	118.30
3	2-M	326	ASP	CB-CG-OD2	5.16	122.94	118.30
3	4-M	326	ASP	CB-CG-OD2	5.16	122.94	118.30
3	5-M	326	ASP	CB-CG-OD2	5.16	122.94	118.30
3	6-M	326	ASP	CB-CG-OD2	5.16	122.94	118.30
3	7-M	326	ASP	CB-CG-OD2	5.16	122.94	118.30
3	3-M	160	ASP	CB-CG-OD2	-5.16	113.66	118.30
2	2-C	49	ILE	CA-CB-CG1	-5.15	101.21	111.00
1	16-B	147	ASN	CA-CB-CG	5.15	124.74	113.40
2	5-C	49	ILE	CA-CB-CG1	-5.15	101.21	111.00
3	5-M	800	ARG	NH1-CZ-NH2	5.15	125.07	119.40
1	10-B	147	ASN	CA-CB-CG	5.15	124.73	113.40
1	13-B	147	ASN	CA-CB-CG	5.15	124.74	113.40
3	8-M	4	ASP	CB-CG-OD1	-5.15	113.67	118.30
3	9-M	4	ASP	CB-CG-OD1	-5.15	113.67	118.30
3	11-M	4	ASP	CB-CG-OD1	-5.15	113.67	118.30
1	12-B	147	ASN	CA-CB-CG	5.15	124.73	113.40
3	12-M	4	ASP	CB-CG-OD1	-5.15	113.67	118.30
1	14-B	147	ASN	CA-CB-CG	5.15	124.73	113.40
3	14-M	4	ASP	CB-CG-OD1	-5.15	113.67	118.30
3	16-M	4	ASP	CB-CG-OD1	-5.15	113.67	118.30
1	17-B	147	ASN	CA-CB-CG	5.15	124.73	113.40
3	17-M	4	ASP	CB-CG-OD1	-5.15	113.67	118.30
3	20-M	4	ASP	CB-CG-OD1	-5.15	113.67	118.30
1	9-B	147	ASN	CA-CB-CG	5.15	124.73	113.40
3	8-M	160	ASP	CB-CG-OD2	-5.15	113.67	118.30
3	9-M	160	ASP	CB-CG-OD2	-5.15	113.67	118.30
3	11-M	160	ASP	CB-CG-OD2	-5.15	113.67	118.30
3	12-M	160	ASP	CB-CG-OD2	-5.15	113.67	118.30

Continued on next page...

Continued from previous page...

Mol	Chain	Res	Type	Atoms	Z	Observed(°)	Ideal(°)
3	14-M	160	ASP	CB-CG-OD2	-5.15	113.67	118.30
1	15-B	147	ASN	CA-CB-CG	5.15	124.72	113.40
3	16-M	160	ASP	CB-CG-OD2	-5.15	113.67	118.30
3	17-M	160	ASP	CB-CG-OD2	-5.15	113.67	118.30
3	20-M	160	ASP	CB-CG-OD2	-5.15	113.67	118.30
3	1-M	346	ASP	N-CA-CB	-5.14	101.34	110.60
3	2-M	346	ASP	N-CA-CB	-5.14	101.34	110.60
3	4-M	346	ASP	N-CA-CB	-5.14	101.34	110.60
3	5-M	346	ASP	N-CA-CB	-5.14	101.34	110.60
3	6-M	346	ASP	N-CA-CB	-5.14	101.34	110.60
3	7-M	346	ASP	N-CA-CB	-5.14	101.34	110.60
3	10-M	4	ASP	CB-CG-OD1	-5.14	113.67	118.30
2	12-C	49	ILE	CA-CB-CG1	-5.14	101.23	111.00
3	13-M	4	ASP	CB-CG-OD1	-5.14	113.67	118.30
3	15-M	4	ASP	CB-CG-OD1	-5.14	113.67	118.30
3	18-M	4	ASP	CB-CG-OD1	-5.14	113.67	118.30
3	19-M	4	ASP	CB-CG-OD1	-5.14	113.67	118.30
1	8-B	147	ASN	CA-CB-CG	5.14	124.71	113.40
3	8-M	760	PHE	CB-CG-CD1	5.14	124.40	120.80
3	11-M	760	PHE	CB-CG-CD1	5.14	124.40	120.80
3	17-M	760	PHE	CB-CG-CD1	5.14	124.40	120.80
3	20-M	760	PHE	CB-CG-CD1	5.14	124.40	120.80
2	4-C	49	ILE	CA-CB-CG1	-5.14	101.23	111.00
3	1-M	82	PRO	N-CA-CB	5.14	109.47	103.30
3	2-M	82	PRO	N-CA-CB	5.14	109.47	103.30
3	4-M	82	PRO	N-CA-CB	5.14	109.47	103.30
3	5-M	82	PRO	N-CA-CB	5.14	109.47	103.30
3	6-M	82	PRO	N-CA-CB	5.14	109.47	103.30
3	7-M	82	PRO	N-CA-CB	5.14	109.47	103.30
3	9-M	760	PHE	CB-CG-CD1	5.14	124.40	120.80
3	10-M	160	ASP	CB-CG-OD2	-5.14	113.67	118.30
1	11-B	147	ASN	CA-CB-CG	5.14	124.70	113.40
3	13-M	160	ASP	CB-CG-OD2	-5.14	113.67	118.30
3	15-M	160	ASP	CB-CG-OD2	-5.14	113.67	118.30
3	18-M	160	ASP	CB-CG-OD2	-5.14	113.67	118.30
3	19-M	160	ASP	CB-CG-OD2	-5.14	113.67	118.30
1	2-B	147	ASN	CA-CB-CG	5.14	124.70	113.40
2	7-C	49	ILE	CA-CB-CG1	-5.14	101.24	111.00
1	19-B	147	ASN	CA-CB-CG	5.14	124.70	113.40
2	1-C	49	ILE	CA-CB-CG1	-5.13	101.25	111.00
3	3-M	346	ASP	N-CA-CB	-5.13	101.36	110.60
2	11-C	49	ILE	CA-CB-CG1	-5.13	101.24	111.00

Continued on next page...

Continued from previous page...

Mol	Chain	Res	Type	Atoms	Z	Observed(°)	Ideal(°)
1	20-B	147	ASN	CA-CB-CG	5.13	124.70	113.40
3	8-M	346	ASP	N-CA-CB	-5.13	101.36	110.60
3	9-M	346	ASP	N-CA-CB	-5.13	101.36	110.60
3	11-M	346	ASP	N-CA-CB	-5.13	101.36	110.60
3	12-M	346	ASP	N-CA-CB	-5.13	101.36	110.60
1	14-B	127	ARG	NE-CZ-NH2	5.13	122.87	120.30
3	14-M	346	ASP	N-CA-CB	-5.13	101.36	110.60
3	16-M	346	ASP	N-CA-CB	-5.13	101.36	110.60
3	17-M	346	ASP	N-CA-CB	-5.13	101.36	110.60
3	20-M	346	ASP	N-CA-CB	-5.13	101.36	110.60
3	1-M	4	ASP	CB-CG-OD1	-5.13	113.68	118.30
3	2-M	4	ASP	CB-CG-OD1	-5.13	113.68	118.30
3	4-M	4	ASP	CB-CG-OD1	-5.13	113.68	118.30
1	5-B	147	ASN	CA-CB-CG	5.13	124.69	113.40
3	5-M	4	ASP	CB-CG-OD1	-5.13	113.68	118.30
3	6-M	4	ASP	CB-CG-OD1	-5.13	113.68	118.30
3	7-M	4	ASP	CB-CG-OD1	-5.13	113.68	118.30
2	9-C	49	ILE	CA-CB-CG1	-5.13	101.25	111.00
1	4-B	147	ASN	CA-CB-CG	5.13	124.68	113.40
2	14-C	49	ILE	CA-CB-CG1	-5.13	101.26	111.00
1	6-B	147	ASN	CA-CB-CG	5.12	124.67	113.40
2	16-C	49	ILE	CA-CB-CG1	-5.12	101.27	111.00
2	20-C	49	ILE	CA-CB-CG1	-5.12	101.27	111.00
1	7-B	147	ASN	CA-CB-CG	5.12	124.66	113.40
2	17-C	49	ILE	CA-CB-CG1	-5.12	101.28	111.00
3	6-M	760	PHE	CB-CG-CD1	5.12	124.38	120.80
1	1-B	147	ASN	CA-CB-CG	5.11	124.65	113.40
3	1-M	160	ASP	CB-CG-OD2	-5.11	113.70	118.30
3	2-M	160	ASP	CB-CG-OD2	-5.11	113.70	118.30
3	4-M	160	ASP	CB-CG-OD2	-5.11	113.70	118.30
3	5-M	160	ASP	CB-CG-OD2	-5.11	113.70	118.30
3	6-M	160	ASP	CB-CG-OD2	-5.11	113.70	118.30
3	7-M	160	ASP	CB-CG-OD2	-5.11	113.70	118.30
2	8-C	49	ILE	CA-CB-CG1	-5.11	101.29	111.00
3	10-M	90	ASP	CB-CG-OD1	-5.11	113.71	118.30
3	13-M	90	ASP	CB-CG-OD1	-5.11	113.71	118.30
3	15-M	90	ASP	CB-CG-OD1	-5.11	113.71	118.30
3	18-M	90	ASP	CB-CG-OD1	-5.11	113.71	118.30
3	19-M	90	ASP	CB-CG-OD1	-5.11	113.71	118.30
1	16-B	127	ARG	NE-CZ-NH2	5.10	122.85	120.30
3	1-M	90	ASP	CB-CG-OD1	-5.10	113.71	118.30
3	2-M	90	ASP	CB-CG-OD1	-5.10	113.71	118.30

Continued on next page...

Continued from previous page...

Mol	Chain	Res	Type	Atoms	Z	Observed(°)	Ideal(°)
3	4-M	90	ASP	CB-CG-OD1	-5.10	113.71	118.30
3	5-M	90	ASP	CB-CG-OD1	-5.10	113.71	118.30
3	6-M	90	ASP	CB-CG-OD1	-5.10	113.71	118.30
3	7-M	90	ASP	CB-CG-OD1	-5.10	113.71	118.30
2	3-C	49	ILE	CA-CB-CG1	-5.10	101.32	111.00
3	10-M	621	LEU	CA-CB-CG	-5.10	103.58	115.30
3	13-M	621	LEU	CA-CB-CG	-5.10	103.58	115.30
3	15-M	621	LEU	CA-CB-CG	-5.10	103.58	115.30
3	18-M	621	LEU	CA-CB-CG	-5.10	103.58	115.30
3	19-M	621	LEU	CA-CB-CG	-5.10	103.58	115.30
3	3-M	82	PRO	N-CA-CB	5.10	109.42	103.30
3	3-M	4	ASP	CB-CG-OD1	-5.09	113.72	118.30
3	1-M	760	PHE	CB-CG-CD1	5.09	124.36	120.80
1	4-B	127	ARG	NE-CZ-NH2	5.09	122.85	120.30
3	8-M	621	LEU	CA-CB-CG	-5.09	103.59	115.30
3	9-M	621	LEU	CA-CB-CG	-5.09	103.59	115.30
3	11-M	621	LEU	CA-CB-CG	-5.09	103.59	115.30
3	12-M	621	LEU	CA-CB-CG	-5.09	103.59	115.30
3	14-M	621	LEU	CA-CB-CG	-5.09	103.59	115.30
3	16-M	621	LEU	CA-CB-CG	-5.09	103.59	115.30
3	17-M	621	LEU	CA-CB-CG	-5.09	103.59	115.30
3	20-M	621	LEU	CA-CB-CG	-5.09	103.59	115.30
3	1-M	621	LEU	CA-CB-CG	-5.09	103.60	115.30
3	2-M	621	LEU	CA-CB-CG	-5.09	103.60	115.30
3	4-M	621	LEU	CA-CB-CG	-5.09	103.60	115.30
3	5-M	621	LEU	CA-CB-CG	-5.09	103.60	115.30
3	6-M	621	LEU	CA-CB-CG	-5.09	103.60	115.30
3	7-M	621	LEU	CA-CB-CG	-5.09	103.60	115.30
3	8-M	82	PRO	N-CA-CB	5.09	109.41	103.30
3	9-M	82	PRO	N-CA-CB	5.09	109.41	103.30
3	11-M	82	PRO	N-CA-CB	5.09	109.41	103.30
3	12-M	82	PRO	N-CA-CB	5.09	109.41	103.30
3	14-M	82	PRO	N-CA-CB	5.09	109.41	103.30
3	16-M	82	PRO	N-CA-CB	5.09	109.41	103.30
3	17-M	82	PRO	N-CA-CB	5.09	109.41	103.30
3	20-M	82	PRO	N-CA-CB	5.09	109.41	103.30
3	8-M	90	ASP	CB-CG-OD1	-5.08	113.72	118.30
3	9-M	90	ASP	CB-CG-OD1	-5.08	113.72	118.30
3	11-M	90	ASP	CB-CG-OD1	-5.08	113.72	118.30
3	12-M	90	ASP	CB-CG-OD1	-5.08	113.72	118.30
3	14-M	90	ASP	CB-CG-OD1	-5.08	113.72	118.30
3	16-M	90	ASP	CB-CG-OD1	-5.08	113.72	118.30

Continued on next page...

Continued from previous page...

Mol	Chain	Res	Type	Atoms	Z	Observed(°)	Ideal(°)
3	17-M	90	ASP	CB-CG-OD1	-5.08	113.72	118.30
3	20-M	90	ASP	CB-CG-OD1	-5.08	113.72	118.30
3	3-M	621	LEU	CA-CB-CG	-5.08	103.62	115.30
1	10-B	127	ARG	NE-CZ-NH2	5.08	122.84	120.30
3	3-M	732	ILE	N-CA-C	5.07	124.70	111.00
3	1-M	732	ILE	N-CA-C	5.07	124.69	111.00
3	3-M	90	ASP	CB-CG-OD1	-5.07	113.74	118.30
3	4-M	760	PHE	CB-CG-CD1	5.07	124.35	120.80
3	10-M	82	PRO	N-CA-CB	5.07	109.38	103.30
3	13-M	82	PRO	N-CA-CB	5.07	109.38	103.30
3	15-M	82	PRO	N-CA-CB	5.07	109.38	103.30
3	18-M	82	PRO	N-CA-CB	5.07	109.38	103.30
3	19-M	82	PRO	N-CA-CB	5.07	109.38	103.30
1	8-B	127	ARG	NE-CZ-NH2	5.06	122.83	120.30
3	4-M	732	ILE	N-CA-C	5.06	124.67	111.00
3	16-M	732	ILE	N-CA-C	5.06	124.67	111.00
3	6-M	732	ILE	N-CA-C	5.06	124.66	111.00
3	12-M	732	ILE	N-CA-C	5.06	124.65	111.00
3	2-M	732	ILE	N-CA-C	5.06	124.65	111.00
3	7-M	732	ILE	N-CA-C	5.06	124.65	111.00
1	13-B	127	ARG	NE-CZ-NH2	5.06	122.83	120.30
1	18-B	127	ARG	NE-CZ-NH2	5.06	122.83	120.30
3	14-M	732	ILE	N-CA-C	5.05	124.65	111.00
3	5-M	732	ILE	N-CA-C	5.05	124.64	111.00
3	8-M	732	ILE	N-CA-C	5.05	124.63	111.00
3	9-M	732	ILE	N-CA-C	5.05	124.63	111.00
3	11-M	732	ILE	N-CA-C	5.05	124.63	111.00
3	15-M	732	ILE	N-CA-C	5.05	124.63	111.00
3	17-M	732	ILE	N-CA-C	5.05	124.63	111.00
1	19-B	127	ARG	NE-CZ-NH2	5.05	122.83	120.30
3	20-M	732	ILE	N-CA-C	5.05	124.63	111.00
1	3-B	127	ARG	NE-CZ-NH2	5.05	122.82	120.30
3	10-M	463	ASP	CB-CG-OD1	5.04	122.84	118.30
3	13-M	463	ASP	CB-CG-OD1	5.04	122.84	118.30
3	15-M	463	ASP	CB-CG-OD1	5.04	122.84	118.30
3	18-M	463	ASP	CB-CG-OD1	5.04	122.84	118.30
3	18-M	732	ILE	N-CA-C	5.04	124.62	111.00
3	19-M	463	ASP	CB-CG-OD1	5.04	122.84	118.30
3	8-M	557	GLN	CG-CD-OE1	-5.04	111.51	121.60
3	9-M	557	GLN	CG-CD-OE1	-5.04	111.51	121.60
3	11-M	557	GLN	CG-CD-OE1	-5.04	111.51	121.60
3	12-M	557	GLN	CG-CD-OE1	-5.04	111.51	121.60

Continued on next page...

Continued from previous page...

Mol	Chain	Res	Type	Atoms	Z	Observed(°)	Ideal(°)
3	14-M	557	GLN	CG-CD-OE1	-5.04	111.51	121.60
3	16-M	557	GLN	CG-CD-OE1	-5.04	111.51	121.60
3	17-M	557	GLN	CG-CD-OE1	-5.04	111.51	121.60
3	20-M	557	GLN	CG-CD-OE1	-5.04	111.51	121.60
3	13-M	732	ILE	N-CA-C	5.04	124.61	111.00
3	19-M	732	ILE	N-CA-C	5.04	124.60	111.00
3	10-M	732	ILE	N-CA-C	5.03	124.59	111.00
3	8-M	170	ARG	NE-CZ-NH1	5.03	122.82	120.30
3	9-M	170	ARG	NE-CZ-NH1	5.03	122.82	120.30
3	11-M	170	ARG	NE-CZ-NH1	5.03	122.82	120.30
3	12-M	170	ARG	NE-CZ-NH1	5.03	122.82	120.30
3	14-M	170	ARG	NE-CZ-NH1	5.03	122.82	120.30
3	16-M	170	ARG	NE-CZ-NH1	5.03	122.82	120.30
3	17-M	170	ARG	NE-CZ-NH1	5.03	122.82	120.30
3	20-M	170	ARG	NE-CZ-NH1	5.03	122.82	120.30
3	2-M	760	PHE	CB-CG-CD1	5.03	124.32	120.80
3	7-M	760	PHE	CB-CG-CD1	5.03	124.32	120.80
1	9-B	127	ARG	NE-CZ-NH2	5.03	122.82	120.30
3	1-M	611	TYR	CB-CG-CD2	-5.03	117.98	121.00
3	2-M	611	TYR	CB-CG-CD2	-5.03	117.98	121.00
3	4-M	611	TYR	CB-CG-CD2	-5.03	117.98	121.00
3	5-M	611	TYR	CB-CG-CD2	-5.03	117.98	121.00
3	6-M	611	TYR	CB-CG-CD2	-5.03	117.98	121.00
3	7-M	611	TYR	CB-CG-CD2	-5.03	117.98	121.00
3	3-M	557	GLN	CG-CD-OE1	-5.03	111.54	121.60
3	8-M	555	TYR	CB-CG-CD1	5.03	124.02	121.00
3	9-M	555	TYR	CB-CG-CD1	5.03	124.02	121.00
3	11-M	555	TYR	CB-CG-CD1	5.03	124.02	121.00
3	12-M	555	TYR	CB-CG-CD1	5.03	124.02	121.00
3	14-M	555	TYR	CB-CG-CD1	5.03	124.02	121.00
3	16-M	555	TYR	CB-CG-CD1	5.03	124.02	121.00
3	17-M	555	TYR	CB-CG-CD1	5.03	124.02	121.00
3	20-M	555	TYR	CB-CG-CD1	5.03	124.02	121.00
1	11-B	127	ARG	NE-CZ-NH2	5.02	122.81	120.30
3	3-M	760	PHE	CB-CG-CD1	5.01	124.31	120.80
3	8-M	301	ASP	CB-CG-OD2	5.01	122.81	118.30
3	9-M	301	ASP	CB-CG-OD2	5.01	122.81	118.30
3	11-M	301	ASP	CB-CG-OD2	5.01	122.81	118.30
3	12-M	301	ASP	CB-CG-OD2	5.01	122.81	118.30
3	14-M	301	ASP	CB-CG-OD2	5.01	122.81	118.30
3	16-M	301	ASP	CB-CG-OD2	5.01	122.81	118.30
3	17-M	301	ASP	CB-CG-OD2	5.01	122.81	118.30

Continued on next page...

Continued from previous page...

Mol	Chain	Res	Type	Atoms	Z	Observed(°)	Ideal(°)
3	20-M	301	ASP	CB-CG-OD2	5.01	122.81	118.30

There are no chirality outliers.

All (108) planarity outliers are listed below:

Mol	Chain	Res	Type	Group
1	1-B	105	ASP	Peptide
1	1-B	127	ARG	Peptide
1	1-B	140	PHE	Peptide
1	1-B	141	PRO	Peptide
3	1-M	98	HIS	Mainchain
1	10-B	105	ASP	Peptide
1	10-B	127	ARG	Peptide
1	10-B	140	PHE	Peptide
1	10-B	141	PRO	Peptide
3	10-M	98	HIS	Mainchain
1	11-B	105	ASP	Peptide
1	11-B	127	ARG	Peptide
1	11-B	140	PHE	Peptide
1	11-B	141	PRO	Peptide
3	11-M	98	HIS	Mainchain
1	12-B	105	ASP	Peptide
1	12-B	127	ARG	Peptide
1	12-B	140	PHE	Peptide
1	12-B	141	PRO	Peptide
3	12-M	98	HIS	Mainchain
1	13-B	105	ASP	Peptide
1	13-B	127	ARG	Peptide
1	13-B	140	PHE	Peptide
1	13-B	141	PRO	Peptide
3	13-M	98	HIS	Mainchain
1	14-B	105	ASP	Peptide
1	14-B	127	ARG	Peptide
1	14-B	140	PHE	Peptide
1	14-B	141	PRO	Peptide
3	14-M	709	LYS	Peptide,Mainchain
3	14-M	98	HIS	Mainchain
1	15-B	105	ASP	Peptide
1	15-B	127	ARG	Peptide
1	15-B	140	PHE	Peptide
1	15-B	141	PRO	Peptide
3	15-M	98	HIS	Mainchain

Continued on next page...

Continued from previous page...

Mol	Chain	Res	Type	Group
1	16-B	105	ASP	Peptide
1	16-B	127	ARG	Peptide
1	16-B	140	PHE	Peptide
1	16-B	141	PRO	Peptide
3	16-M	98	HIS	Mainchain
1	17-B	105	ASP	Peptide
1	17-B	127	ARG	Peptide
1	17-B	140	PHE	Peptide
1	17-B	141	PRO	Peptide
3	17-M	98	HIS	Mainchain
1	18-B	105	ASP	Peptide
1	18-B	127	ARG	Peptide
1	18-B	140	PHE	Peptide
1	18-B	141	PRO	Peptide
3	18-M	98	HIS	Mainchain
1	19-B	105	ASP	Peptide
1	19-B	127	ARG	Peptide
1	19-B	140	PHE	Peptide
1	19-B	141	PRO	Peptide
3	19-M	98	HIS	Mainchain
1	2-B	105	ASP	Peptide
1	2-B	127	ARG	Peptide
1	2-B	140	PHE	Peptide
1	2-B	141	PRO	Peptide
3	2-M	98	HIS	Mainchain
1	20-B	105	ASP	Peptide
1	20-B	127	ARG	Peptide
1	20-B	140	PHE	Peptide
1	20-B	141	PRO	Peptide
3	20-M	98	HIS	Mainchain
1	3-B	105	ASP	Peptide
1	3-B	127	ARG	Peptide
1	3-B	140	PHE	Peptide
1	3-B	141	PRO	Peptide
3	3-M	779	ARG	Mainchain
3	3-M	805	ARG	Peptide,Mainchain
3	3-M	98	HIS	Mainchain
1	4-B	105	ASP	Peptide
1	4-B	127	ARG	Peptide
1	4-B	140	PHE	Peptide
1	4-B	141	PRO	Peptide
3	4-M	98	HIS	Mainchain

Continued on next page...

Continued from previous page...

Mol	Chain	Res	Type	Group
1	5-B	105	ASP	Peptide
1	5-B	127	ARG	Peptide
1	5-B	140	PHE	Peptide
1	5-B	141	PRO	Peptide
3	5-M	709	LYS	Peptide,Mainchain
3	5-M	805	ARG	Mainchain
3	5-M	98	HIS	Mainchain
1	6-B	105	ASP	Peptide
1	6-B	127	ARG	Peptide
1	6-B	140	PHE	Peptide
1	6-B	141	PRO	Peptide
3	6-M	98	HIS	Mainchain
1	7-B	105	ASP	Peptide
1	7-B	127	ARG	Peptide
1	7-B	140	PHE	Peptide
1	7-B	141	PRO	Peptide
3	7-M	98	HIS	Mainchain
1	8-B	105	ASP	Peptide
1	8-B	127	ARG	Peptide
1	8-B	140	PHE	Peptide
1	8-B	141	PRO	Peptide
3	8-M	98	HIS	Mainchain
1	9-B	105	ASP	Peptide
1	9-B	127	ARG	Peptide
1	9-B	140	PHE	Peptide
1	9-B	141	PRO	Peptide
3	9-M	98	HIS	Mainchain

5.2 Too-close contacts [\(i\)](#)

In the following table, the Non-H and H(model) columns list the number of non-hydrogen atoms and hydrogen atoms in the chain respectively. The H(added) column lists the number of hydrogen atoms added and optimized by MolProbity. The Clashes column lists the number of clashes within the asymmetric unit, whereas Symm-Clashes lists symmetry-related clashes.

Mol	Chain	Non-H	H(model)	H(added)	Clashes	Symm-Clashes
1	1-B	1177	0	1134	138	0
1	2-B	1177	0	1134	136	0
1	3-B	1177	0	1133	153	0
1	4-B	1177	0	1134	133	0
1	5-B	1177	0	1134	158	0
1	6-B	1177	0	1134	138	0

Continued on next page...

Continued from previous page...

Mol	Chain	Non-H	H(model)	H(added)	Clashes	Symm-Clashes
1	7-B	1177	0	1134	163	0
1	8-B	1177	0	1132	129	0
1	9-B	1177	0	1134	133	0
1	10-B	1177	0	1134	134	0
1	11-B	1177	0	1134	137	0
1	12-B	1177	0	1134	134	0
1	13-B	1177	0	1134	135	0
1	14-B	1177	0	1134	133	0
1	15-B	1177	0	1134	130	0
1	16-B	1177	0	1134	134	0
1	17-B	1177	0	1134	129	0
1	18-B	1177	0	1134	136	0
1	19-B	1177	0	1134	131	0
1	20-B	1177	0	1134	135	0
2	1-C	1126	0	1068	409	0
2	2-C	1126	0	1078	250	0
2	3-C	1126	0	1084	133	0
2	4-C	1126	0	1083	142	0
2	5-C	1126	0	1078	432	0
2	6-C	1126	0	1084	95	0
2	7-C	1126	0	1083	192	0
2	8-C	1126	0	1081	124	0
2	9-C	1126	0	1084	88	0
2	10-C	1126	0	1084	89	0
2	11-C	1126	0	1080	215	0
2	12-C	1126	0	1079	202	0
2	13-C	1126	0	1070	241	0
2	14-C	1126	0	1077	281	0
2	15-C	1126	0	1084	89	0
2	16-C	1126	0	1084	85	0
2	17-C	1126	0	1084	100	0
2	18-C	1126	0	1070	245	0
2	19-C	1126	0	1079	111	0
2	20-C	1126	0	1084	206	0
3	1-M	6455	0	6360	1233	0
3	2-M	6455	0	6376	1018	0
3	3-M	6455	0	6376	876	0
3	4-M	6455	0	6380	919	0
3	5-M	6455	0	6344	1488	0
3	6-M	6455	0	6381	868	0
3	7-M	6455	0	6376	936	0
3	8-M	6455	0	6382	862	0

Continued on next page...

Continued from previous page...

Mol	Chain	Non-H	H(model)	H(added)	Clashes	Symm-Clashes
3	9-M	6455	0	6382	860	0
3	10-M	6455	0	6381	859	0
3	11-M	6455	0	6376	949	0
3	12-M	6455	0	6363	1156	0
3	13-M	6455	0	6368	1055	0
3	14-M	6455	0	6345	1358	0
3	15-M	6455	0	6382	856	0
3	16-M	6455	0	6380	874	0
3	17-M	6455	0	6384	841	0
3	18-M	6455	0	6369	1032	0
3	19-M	6455	0	6377	908	0
3	20-M	6455	0	6381	961	0
All	All	175160	0	171738	21980	0

The all-atom clashscore is defined as the number of clashes found per 1000 atoms (including hydrogen atoms). The all-atom clashscore for this structure is 63.

All (21980) close contacts within the same asymmetric unit are listed below, sorted by their clash magnitude.

Atom-1	Atom-2	Interatomic distance (Å)	Clash overlap (Å)
2:C:139:TYR:CE2	3:M:725:ARG:HG3	1.24	1.71
3:M:508:ILE:HD13	3:M:766:PHE:CE2	1.26	1.70
2:C:93:VAL:CG1	3:M:724:TYR:CD1	1.76	1.65
3:M:540:CYS:CB	3:M:602:PRO:HG2	1.27	1.63
3:M:540:CYS:CB	3:M:602:PRO:HG2	1.27	1.63
3:M:540:CYS:CB	3:M:602:PRO:HG2	1.27	1.63
3:M:540:CYS:CB	3:M:602:PRO:HG2	1.27	1.63
3:M:540:CYS:CB	3:M:602:PRO:HG2	1.27	1.63
3:M:540:CYS:CB	3:M:602:PRO:HG2	1.27	1.63
3:M:540:CYS:CB	3:M:602:PRO:HG2	1.27	1.63
2:C:93:VAL:HG13	3:M:724:TYR:CD2	1.20	1.62
3:M:540:CYS:CB	3:M:602:PRO:HG2	1.27	1.62
3:M:540:CYS:CB	3:M:602:PRO:HG2	1.27	1.62
3:M:540:CYS:CB	3:M:602:PRO:HG2	1.27	1.62
3:M:540:CYS:CB	3:M:602:PRO:HG2	1.27	1.62
3:M:540:CYS:CB	3:M:602:PRO:HG2	1.27	1.62
3:M:540:CYS:CB	3:M:602:PRO:HG2	1.27	1.62
2:C:96:LYS:HE2	3:M:725:ARG:CZ	1.15	1.62
3:M:273:SER:HB3	3:M:598:LYS:CD	1.27	1.62
3:M:273:SER:HB3	3:M:598:LYS:CD	1.27	1.62
3:M:273:SER:HB3	3:M:598:LYS:CD	1.27	1.62
3:M:273:SER:HB3	3:M:598:LYS:CD	1.27	1.62
3:M:273:SER:HB3	3:M:598:LYS:CD	1.27	1.62

Continued on next page...

Continued from previous page...

Atom-1	Atom-2	Interatomic distance (Å)	Clash overlap (Å)
3:M:25:ILE:CG2	3:M:783:LEU:CB	1.76	1.62
2:C:93:VAL:HG12	3:M:724:TYR:CA	1.22	1.61
3:M:510:TRP:CH2	3:M:711:PHE:CE2	1.88	1.61
2:C:86:ASP:CB	3:M:728:ASN:HB3	1.25	1.61
3:M:510:TRP:CZ3	3:M:711:PHE:CE2	1.87	1.61
3:M:34:ALA:HB2	3:M:778:MET:CG	1.19	1.61
3:M:273:SER:HB3	3:M:598:LYS:CD	1.27	1.60
3:M:273:SER:HB3	3:M:598:LYS:CD	1.27	1.60
3:M:273:SER:HB3	3:M:598:LYS:CD	1.27	1.60
3:M:273:SER:HB3	3:M:598:LYS:CD	1.27	1.60
3:M:273:SER:HB3	3:M:598:LYS:CD	1.27	1.60
3:M:273:SER:HB3	3:M:598:LYS:CD	1.27	1.60
1:B:124:GLN:CG	2:C:16:LEU:HA	1.30	1.60
2:C:100:GLY:HA2	3:M:22:LYS:CG	1.25	1.60
3:M:778:MET:CE	3:M:782:LYS:HE2	1.22	1.59
3:M:273:SER:HB3	3:M:598:LYS:CD	1.27	1.59
3:M:273:SER:HB3	3:M:598:LYS:CD	1.27	1.59
3:M:273:SER:HB3	3:M:598:LYS:CD	1.27	1.59
3:M:273:SER:HB3	3:M:598:LYS:CD	1.27	1.59
3:M:273:SER:HB3	3:M:598:LYS:CD	1.27	1.59
3:M:273:SER:HB3	3:M:598:LYS:CD	1.27	1.59
3:M:273:SER:HB3	3:M:598:LYS:CD	1.27	1.59
3:M:273:SER:HB3	3:M:598:LYS:CD	1.27	1.59
3:M:273:SER:HB3	3:M:598:LYS:CD	1.27	1.59
3:M:603:LEU:HD22	3:M:647:GLN:CB	1.33	1.59
3:M:603:LEU:HD22	3:M:647:GLN:CB	1.33	1.59
3:M:603:LEU:HD22	3:M:647:GLN:CB	1.33	1.59
3:M:603:LEU:HD22	3:M:647:GLN:CB	1.33	1.59
3:M:603:LEU:HD22	3:M:647:GLN:CB	1.33	1.59
3:M:603:LEU:HD22	3:M:647:GLN:CB	1.33	1.59
3:M:25:ILE:HG23	3:M:783:LEU:CG	1.26	1.59
2:C:114:LEU:CB	3:M:26:GLU:HB3	1.23	1.58
3:M:707:CYS:HB3	3:M:712:PRO:CB	1.27	1.58
1:B:87:LYS:NZ	3:M:829:TRP:CE2	1.72	1.58
3:M:88:ILE:CG1	3:M:776:GLU:HG3	1.20	1.57
2:C:86:ASP:CB	3:M:728:ASN:HB3	1.25	1.57
3:M:603:LEU:HD22	3:M:647:GLN:CB	1.33	1.57
3:M:603:LEU:HD22	3:M:647:GLN:CB	1.33	1.57
3:M:603:LEU:HD22	3:M:647:GLN:CB	1.33	1.57
3:M:603:LEU:HD22	3:M:647:GLN:CB	1.33	1.57
3:M:603:LEU:HD22	3:M:647:GLN:CB	1.33	1.57
3:M:603:LEU:HD22	3:M:647:GLN:CB	1.33	1.57
3:M:603:LEU:HD22	3:M:647:GLN:CB	1.33	1.57
3:M:603:LEU:HD22	3:M:647:GLN:CB	1.33	1.57

Continued on next page...

Continued from previous page...

Atom-1	Atom-2	Interatomic distance (Å)	Clash overlap (Å)
3:M:603:LEU:HD22	3:M:647:GLN:CB	1.33	1.57
3:M:540:CYS:CB	3:M:602:PRO:HG2	1.27	1.57
3:M:508:ILE:HG23	3:M:766:PHE:CZ	1.38	1.57
3:M:540:CYS:CB	3:M:602:PRO:HG2	1.27	1.57
3:M:540:CYS:CB	3:M:602:PRO:HG2	1.27	1.57
3:M:540:CYS:CB	3:M:602:PRO:HG2	1.27	1.57
3:M:540:CYS:CB	3:M:602:PRO:HG2	1.27	1.57
3:M:540:CYS:CB	3:M:602:PRO:HG2	1.27	1.57
3:M:540:CYS:CB	3:M:602:PRO:HG2	1.27	1.57
1:B:87:LYS:NZ	3:M:829:TRP:CE2	1.72	1.57
2:C:114:LEU:CD1	3:M:26:GLU:HB2	1.25	1.56
3:M:31:PRO:CG	3:M:785:GLU:CB	1.82	1.56
3:M:540:CYS:CB	3:M:602:PRO:HG2	1.27	1.56
2:C:92:ARG:CG	3:M:22:LYS:HB2	1.32	1.56
1:B:87:LYS:NZ	3:M:829:TRP:CE2	1.72	1.56
1:B:87:LYS:NZ	3:M:829:TRP:CE2	1.72	1.55
3:M:508:ILE:HG23	3:M:766:PHE:CE1	1.42	1.55
3:M:25:ILE:CA	3:M:783:LEU:CD2	1.74	1.55
2:C:146:ILE:HD12	3:M:732:ILE:CB	1.20	1.55
3:M:273:SER:HB3	3:M:598:LYS:CD	1.27	1.55
2:C:114:LEU:CB	3:M:26:GLU:CB	1.82	1.55
1:B:87:LYS:NZ	3:M:829:TRP:CE2	1.72	1.55
1:B:87:LYS:NZ	3:M:829:TRP:CE2	1.72	1.55
1:B:87:LYS:NZ	3:M:829:TRP:CE2	1.72	1.54
2:C:96:LYS:HB2	3:M:720:PHE:CA	1.36	1.54
1:B:87:LYS:NZ	3:M:829:TRP:CE2	1.72	1.54
3:M:508:ILE:HG21	3:M:766:PHE:CE2	1.43	1.54
1:B:87:LYS:NZ	3:M:829:TRP:CE2	1.72	1.54
1:B:87:LYS:NZ	3:M:829:TRP:CE2	1.72	1.54
2:C:139:TYR:CZ	3:M:725:ARG:HG3	1.40	1.53
1:B:87:LYS:NZ	3:M:829:TRP:CE2	1.72	1.53
2:C:95:ASP:H	3:M:722:GLN:CD	1.10	1.53
1:B:87:LYS:NZ	3:M:829:TRP:CE2	1.72	1.53
2:C:92:ARG:HG2	3:M:22:LYS:CB	1.36	1.53
1:B:87:LYS:NZ	3:M:829:TRP:CE2	1.72	1.53
2:C:86:ASP:HB3	3:M:728:ASN:CB	1.37	1.53
3:M:25:ILE:HA	3:M:783:LEU:CD2	1.09	1.53
3:M:503:TYR:CE1	3:M:714:ARG:NH2	1.74	1.53
1:B:87:LYS:NZ	3:M:829:TRP:CE2	1.72	1.52
1:B:87:LYS:NZ	3:M:829:TRP:CE2	1.72	1.52

Continued on next page...

Continued from previous page...

Atom-1	Atom-2	Interatomic distance (Å)	Clash overlap (Å)
2:C:114:LEU:HD12	3:M:23:GLU:CB	1.41	1.50
2:C:137:ILE:H	3:M:11:GLY:CA	0.90	1.50
1:B:87:LYS:NZ	3:M:829:TRP:CE2	1.72	1.50
2:C:86:ASP:HB3	3:M:728:ASN:CB	1.38	1.50
2:C:96:LYS:HB2	3:M:722:GLN:N	1.21	1.50
3:M:508:ILE:CG2	3:M:766:PHE:CZ	1.90	1.50
2:C:96:LYS:HG3	3:M:6:GLU:CB	1.06	1.49
3:M:509:GLU:CG	3:M:764:LYS:NZ	1.67	1.49
3:M:95:THR:HG23	3:M:771:LEU:C	1.19	1.49
3:M:726:VAL:HG13	3:M:786:ILE:CD1	1.40	1.49
2:C:96:LYS:CD	3:M:725:ARG:NH1	1.73	1.49
2:C:40:ASN:HD21	3:M:793:ARG:NH1	1.08	1.49
2:C:98:GLY:N	3:M:21:GLU:HB2	1.22	1.49
2:C:96:LYS:HZ1	3:M:725:ARG:CB	1.24	1.49
2:C:96:LYS:CB	3:M:721:LYS:N	1.71	1.49
2:C:93:VAL:CG1	3:M:723:ARG:C	1.79	1.49
2:C:93:VAL:HG22	3:M:725:ARG:CB	1.02	1.49
2:C:94:PHE:N	3:M:722:GLN:CG	1.75	1.49
2:C:94:PHE:C	3:M:722:GLN:HG2	1.27	1.48
2:C:96:LYS:N	3:M:722:GLN:CB	1.71	1.48
3:M:507:GLY:C	3:M:764:LYS:CE	1.81	1.48
2:C:40:ASN:HD21	3:M:793:ARG:NH1	1.08	1.48
2:C:114:LEU:HD12	3:M:23:GLU:CG	1.40	1.48
1:B:87:LYS:NZ	3:M:829:TRP:CE2	1.72	1.48
3:M:30:LYS:CB	3:M:786:ILE:HD12	1.43	1.48
3:M:25:ILE:CG1	3:M:783:LEU:HD23	1.41	1.48
1:B:87:LYS:NZ	3:M:829:TRP:CE2	1.72	1.47
2:C:95:ASP:N	3:M:722:GLN:HG2	1.27	1.47
2:C:109:HIS:CB	3:M:19:LYS:HZ1	1.21	1.47
2:C:16:LEU:CD1	3:M:810:ARG:HG3	1.45	1.47
3:M:23:GLU:CA	3:M:787:ILE:HD12	1.44	1.47
1:B:124:GLN:CG	2:C:16:LEU:HA	1.38	1.47
1:B:87:LYS:NZ	3:M:829:TRP:CE2	1.72	1.47
2:C:143:VAL:HG22	3:M:732:ILE:CD1	1.43	1.47
2:C:16:LEU:CD1	3:M:810:ARG:CG	1.94	1.46
2:C:40:ASN:HD21	3:M:793:ARG:NH1	1.08	1.46
1:B:124:GLN:HG3	2:C:16:LEU:CA	1.45	1.46
2:C:40:ASN:HD21	3:M:793:ARG:NH1	1.08	1.46
2:C:103:MET:CB	3:M:19:LYS:NZ	1.78	1.46
3:M:510:TRP:HB2	3:M:714:ARG:NH2	1.27	1.46
1:B:87:LYS:NZ	3:M:829:TRP:CE2	1.72	1.46

Continued on next page...

Continued from previous page...

Atom-1	Atom-2	Interatomic distance (Å)	Clash overlap (Å)
2:C:89:GLU:HA	3:M:725:ARG:NH1	1.13	1.46
2:C:86:ASP:CA	3:M:730:SER:N	1.79	1.46
2:C:40:ASN:HD21	3:M:793:ARG:NH1	1.08	1.46
2:C:96:LYS:HB2	3:M:722:GLN:CB	1.45	1.45
3:M:779:ARG:C	3:M:780:ASP:N	1.69	1.45
2:C:96:LYS:CB	3:M:24:ARG:HB2	0.98	1.45
2:C:40:ASN:HD21	3:M:793:ARG:NH1	1.08	1.45
2:C:143:VAL:HG22	3:M:732:ILE:CD1	1.42	1.45
2:C:40:ASN:HD21	3:M:793:ARG:NH1	1.07	1.45
3:M:32:PHE:CE1	3:M:776:GLU:O	1.69	1.45
2:C:90:GLY:N	3:M:729:ALA:CB	1.79	1.45
2:C:96:LYS:NZ	3:M:725:ARG:HB2	1.16	1.45
3:M:805:ARG:C	3:M:806:MET:N	1.70	1.44
2:C:96:LYS:HB2	3:M:722:GLN:CB	1.46	1.44
3:M:779:ARG:C	3:M:780:ASP:N	1.70	1.44
2:C:103:MET:CG	3:M:19:LYS:CE	1.95	1.44
3:M:83:PRO:CD	3:M:777:GLU:OE2	1.65	1.44
3:M:88:ILE:CG1	3:M:776:GLU:CG	1.95	1.44
3:M:779:ARG:C	3:M:780:ASP:N	1.70	1.44
2:C:96:LYS:NZ	3:M:725:ARG:HD3	1.30	1.44
3:M:21:GLU:CB	3:M:786:ILE:HG21	1.44	1.44
3:M:21:GLU:O	3:M:786:ILE:CB	1.63	1.44
3:M:25:ILE:CA	3:M:783:LEU:HD23	1.33	1.44
2:C:140:GLU:HB3	3:M:738:MET:N	1.26	1.44
2:C:114:LEU:HB3	3:M:26:GLU:CB	1.43	1.44
2:C:93:VAL:CG1	3:M:724:TYR:CA	1.94	1.43
2:C:109:HIS:CB	3:M:19:LYS:NZ	1.76	1.43
2:C:16:LEU:HD11	3:M:810:ARG:CG	1.46	1.43
2:C:105:ALA:HB2	3:M:21:GLU:CG	1.45	1.43
2:C:40:ASN:HD21	3:M:793:ARG:NH1	1.08	1.43
2:C:40:ASN:HD21	3:M:793:ARG:NH1	1.08	1.43
2:C:92:ARG:HH22	3:M:745:GLU:CB	1.24	1.43
3:M:707:CYS:HB3	3:M:712:PRO:CA	1.48	1.43
3:M:507:GLY:C	3:M:764:LYS:HE3	1.12	1.43
2:C:96:LYS:HD3	3:M:721:LYS:CG	1.47	1.43
3:M:95:THR:OG1	3:M:771:LEU:CD2	1.63	1.43
2:C:145:HIS:CG	3:M:733:PRO:HB2	1.52	1.43
2:C:40:ASN:HD21	3:M:793:ARG:NH1	1.08	1.43
2:C:96:LYS:CB	3:M:722:GLN:H	1.28	1.42
3:M:93:MET:CB	3:M:772:LEU:HD23	1.48	1.42
3:M:726:VAL:HG13	3:M:786:ILE:CD1	1.49	1.42

Continued on next page...

Continued from previous page...

Atom-1	Atom-2	Interatomic distance (Å)	Clash overlap (Å)
3:M:506:GLU:CG	3:M:764:LYS:HE3	1.45	1.42
1:B:124:GLN:HG3	2:C:16:LEU:C	1.38	1.42
3:M:25:ILE:CG2	3:M:783:LEU:HB3	1.31	1.42
2:C:40:ASN:HD21	3:M:793:ARG:NH1	1.08	1.42
3:M:31:PRO:CG	3:M:785:GLU:HB3	1.42	1.42
3:M:25:ILE:CB	3:M:783:LEU:HD23	1.46	1.42
1:B:87:LYS:NZ	3:M:829:TRP:CZ2	1.88	1.42
2:C:140:GLU:HB3	3:M:738:MET:N	1.26	1.42
3:M:510:TRP:CZ3	3:M:711:PHE:CE2	2.07	1.42
2:C:40:ASN:HD21	3:M:793:ARG:NH1	1.08	1.42
3:M:29:ASN:HB3	3:M:781:ASP:C	1.38	1.42
3:M:803:TYR:CD1	3:M:807:VAL:HG21	1.55	1.42
3:M:26:GLU:CG	3:M:784:ALA:HA	1.23	1.42
2:C:103:MET:HG2	3:M:19:LYS:CE	1.50	1.42
2:C:87:PHE:H	3:M:731:ALA:CA	1.32	1.42
3:M:779:ARG:C	3:M:780:ASP:N	1.70	1.42
2:C:89:GLU:HA	3:M:725:ARG:CZ	1.48	1.42
2:C:89:GLU:HG2	3:M:725:ARG:NH2	1.23	1.42
3:M:32:PHE:CZ	3:M:776:GLU:O	1.71	1.41
2:C:16:LEU:HD21	3:M:810:ARG:CZ	1.48	1.41
1:B:87:LYS:NZ	3:M:829:TRP:CZ2	1.88	1.41
2:C:93:VAL:N	3:M:725:ARG:HB2	1.29	1.41
2:C:93:VAL:HG23	3:M:725:ARG:CB	0.96	1.41
3:M:709:LYS:C	3:M:710:GLY:N	1.69	1.41
2:C:94:PHE:CD2	3:M:19:LYS:C	1.93	1.41
3:M:149:GLN:NE2	3:M:718:ALA:N	1.62	1.41
1:B:87:LYS:NZ	3:M:829:TRP:CZ2	1.88	1.41
2:C:40:ASN:HD21	3:M:793:ARG:NH1	1.08	1.41
2:C:17:PHE:CE2	3:M:806:MET:SD	2.11	1.41
3:M:779:ARG:C	3:M:780:ASP:N	1.71	1.41
1:B:87:LYS:NZ	3:M:829:TRP:CZ2	1.88	1.41
3:M:25:ILE:HG12	3:M:783:LEU:CD2	1.37	1.41
3:M:29:ASN:ND2	3:M:725:ARG:HD3	1.15	1.41
2:C:40:ASN:HD21	3:M:793:ARG:NH1	1.08	1.41
2:C:138:ASN:C	3:M:738:MET:HB2	1.34	1.41
2:C:92:ARG:N	3:M:725:ARG:CD	1.81	1.41
3:M:707:CYS:CA	3:M:712:PRO:HA	1.47	1.41
2:C:97:GLU:CG	3:M:719:ASP:CG	1.83	1.41
1:B:87:LYS:NZ	3:M:829:TRP:CZ2	1.88	1.41
2:C:40:ASN:HD21	3:M:793:ARG:NH1	1.08	1.41
3:M:709:LYS:C	3:M:710:GLY:N	1.75	1.40

Continued on next page...

Continued from previous page...

Atom-1	Atom-2	Interatomic distance (Å)	Clash overlap (Å)
2:C:145:HIS:ND1	3:M:733:PRO:HB2	1.33	1.40
2:C:40:ASN:HD21	3:M:793:ARG:NH1	1.08	1.40
2:C:94:PHE:O	3:M:18:ARG:CD	1.70	1.40
2:C:96:LYS:CB	3:M:722:GLN:HB2	1.50	1.40
1:B:87:LYS:NZ	3:M:829:TRP:CZ2	1.88	1.40
2:C:90:GLY:H	3:M:729:ALA:CB	1.30	1.40
2:C:40:ASN:HD21	3:M:793:ARG:NH1	1.08	1.40
3:M:266:GLU:CA	3:M:442:VAL:HG11	1.51	1.40
3:M:266:GLU:CA	3:M:442:VAL:HG11	1.51	1.40
3:M:266:GLU:CA	3:M:442:VAL:HG11	1.51	1.40
3:M:266:GLU:CA	3:M:442:VAL:HG11	1.51	1.40
3:M:24:ARG:CA	3:M:722:GLN:OE1	1.68	1.40
3:M:266:GLU:CA	3:M:442:VAL:HG11	1.51	1.40
3:M:266:GLU:CA	3:M:442:VAL:HG11	1.51	1.40
3:M:266:GLU:CA	3:M:442:VAL:HG11	1.51	1.40
3:M:266:GLU:CA	3:M:442:VAL:HG11	1.51	1.40
2:C:139:TYR:CE2	3:M:725:ARG:CG	2.01	1.40
3:M:273:SER:CB	3:M:598:LYS:CD	1.99	1.40
1:B:87:LYS:NZ	3:M:829:TRP:CZ2	1.88	1.40
3:M:92:ALA:C	3:M:713:SER:HB3	1.07	1.40
1:B:87:LYS:NZ	3:M:829:TRP:CZ2	1.88	1.40
2:C:17:PHE:CZ	3:M:806:MET:SD	2.13	1.40
1:B:87:LYS:NZ	3:M:829:TRP:CZ2	1.88	1.40
2:C:87:PHE:H	3:M:731:ALA:CA	1.32	1.40
2:C:96:LYS:CB	3:M:24:ARG:CB	1.94	1.40
2:C:17:PHE:CZ	3:M:806:MET:SD	2.15	1.39
2:C:40:ASN:HD21	3:M:793:ARG:NH1	1.08	1.39
3:M:510:TRP:HB2	3:M:714:ARG:CZ	0.92	1.39
3:M:510:TRP:CH2	3:M:711:PHE:HE2	1.38	1.39
3:M:266:GLU:CA	3:M:442:VAL:HG11	1.51	1.39
3:M:266:GLU:CA	3:M:442:VAL:HG11	1.51	1.39
3:M:707:CYS:C	3:M:712:PRO:CA	1.90	1.39
3:M:266:GLU:CA	3:M:442:VAL:HG11	1.51	1.39
3:M:266:GLU:CA	3:M:442:VAL:HG11	1.51	1.39
3:M:266:GLU:CA	3:M:442:VAL:HG11	1.51	1.39
3:M:266:GLU:CA	3:M:442:VAL:HG11	1.51	1.39
3:M:266:GLU:CA	3:M:442:VAL:HG11	1.51	1.39
3:M:273:SER:CB	3:M:598:LYS:CD	1.99	1.39
3:M:266:GLU:CA	3:M:442:VAL:HG11	1.51	1.39
3:M:273:SER:CB	3:M:598:LYS:CD	1.99	1.39
3:M:266:GLU:CA	3:M:442:VAL:HG11	1.51	1.39
3:M:273:SER:CB	3:M:598:LYS:CD	1.99	1.39

Continued on next page...

Continued from previous page...

Atom-1	Atom-2	Interatomic distance (Å)	Clash overlap (Å)
1:B:56:ARG:NH2	3:M:837:LYS:HE3	1.38	1.39
2:C:91:LEU:CD2	3:M:4:ASP:OD2	1.70	1.39
3:M:266:GLU:CA	3:M:442:VAL:HG11	1.51	1.39
3:M:273:SER:CB	3:M:598:LYS:CD	1.99	1.39
3:M:266:GLU:CA	3:M:442:VAL:HG11	1.51	1.39
3:M:273:SER:CB	3:M:598:LYS:CD	1.99	1.39
3:M:266:GLU:CA	3:M:442:VAL:HG11	1.51	1.39
3:M:273:SER:CB	3:M:598:LYS:CD	1.99	1.39
3:M:273:SER:CB	3:M:598:LYS:CD	1.99	1.39
3:M:273:SER:CB	3:M:598:LYS:CD	1.99	1.39
3:M:273:SER:CB	3:M:598:LYS:CD	1.99	1.39
3:M:273:SER:CB	3:M:598:LYS:CD	1.99	1.39
3:M:273:SER:CB	3:M:598:LYS:CD	1.99	1.39
3:M:273:SER:CB	3:M:598:LYS:CD	1.99	1.39
3:M:273:SER:CB	3:M:598:LYS:CD	1.99	1.39
3:M:273:SER:CB	3:M:598:LYS:CD	1.99	1.39
3:M:273:SER:CB	3:M:598:LYS:CD	1.99	1.39
3:M:266:GLU:CA	3:M:442:VAL:HG11	1.51	1.39
3:M:273:SER:CB	3:M:598:LYS:CD	1.99	1.39
2:C:93:VAL:CG2	3:M:725:ARG:CB	2.01	1.39
3:M:273:SER:CB	3:M:598:LYS:CD	1.99	1.39
2:C:98:GLY:H	3:M:21:GLU:CB	1.35	1.39
3:M:273:SER:CB	3:M:598:LYS:CD	1.99	1.39
3:M:273:SER:CB	3:M:598:LYS:CD	1.99	1.39
3:M:273:SER:CB	3:M:598:LYS:CD	1.99	1.39
3:M:503:TYR:HE1	3:M:714:ARG:NH2	1.08	1.39
2:C:92:ARG:NH1	3:M:736:GLN:HA	1.35	1.39
2:C:137:ILE:HG13	3:M:11:GLY:C	1.39	1.39
1:B:56:ARG:NH2	3:M:837:LYS:HE3	1.37	1.39
1:B:87:LYS:NZ	3:M:829:TRP:CZ2	1.88	1.39
2:C:147:MET:SD	3:M:793:ARG:NE	1.96	1.39
2:C:93:VAL:HG13	3:M:724:TYR:N	1.08	1.38
2:C:147:MET:SD	3:M:793:ARG:NE	1.97	1.38
3:M:729:ALA:CB	3:M:790:THR:OG1	1.68	1.38
2:C:106:GLU:OE2	3:M:17:LEU:N	1.56	1.38
2:C:95:ASP:N	3:M:722:GLN:CG	1.82	1.38
2:C:147:MET:SD	3:M:793:ARG:NE	1.97	1.38
2:C:89:GLU:CA	3:M:725:ARG:NH1	1.83	1.38
1:B:56:ARG:NH2	3:M:837:LYS:HE3	1.38	1.38
1:B:56:ARG:NH2	3:M:837:LYS:HE3	1.37	1.38
1:B:56:ARG:NH2	3:M:837:LYS:HE3	1.38	1.38
1:B:56:ARG:NH2	3:M:837:LYS:HE3	1.38	1.38

Continued on next page...

Continued from previous page...

Atom-1	Atom-2	Interatomic distance (Å)	Clash overlap (Å)
2:C:93:VAL:CG1	3:M:726:VAL:HG23	1.53	1.38
2:C:147:MET:SD	3:M:793:ARG:NE	1.97	1.37
2:C:147:MET:SD	3:M:793:ARG:NE	1.97	1.37
3:M:603:LEU:HD22	3:M:647:GLN:CG	1.54	1.37
1:B:56:ARG:NH2	3:M:837:LYS:HE3	1.38	1.37
3:M:603:LEU:HD22	3:M:647:GLN:CG	1.54	1.37
3:M:603:LEU:HD22	3:M:647:GLN:CG	1.54	1.37
2:C:147:MET:SD	3:M:793:ARG:NE	1.97	1.37
3:M:603:LEU:HD22	3:M:647:GLN:CG	1.54	1.37
3:M:603:LEU:HD22	3:M:647:GLN:CG	1.54	1.37
3:M:774:LEU:CG	3:M:782:LYS:HZ3	1.35	1.37
3:M:508:ILE:HG12	3:M:766:PHE:CZ	1.58	1.37
3:M:510:TRP:CH2	3:M:711:PHE:CZ	2.11	1.37
3:M:603:LEU:HD22	3:M:647:GLN:CG	1.54	1.37
3:M:508:ILE:CG1	3:M:766:PHE:CZ	2.08	1.37
3:M:603:LEU:HD22	3:M:647:GLN:CG	1.54	1.37
3:M:603:LEU:HD22	3:M:647:GLN:CG	1.54	1.37
3:M:603:LEU:HD22	3:M:647:GLN:CG	1.54	1.37
2:C:143:VAL:HG11	3:M:732:ILE:CA	1.53	1.37
3:M:603:LEU:HD22	3:M:647:GLN:CG	1.54	1.37
3:M:603:LEU:HD22	3:M:647:GLN:CG	1.54	1.37
3:M:603:LEU:HD22	3:M:647:GLN:CG	1.54	1.37
3:M:603:LEU:HD22	3:M:647:GLN:CG	1.54	1.37
2:C:147:MET:SD	3:M:793:ARG:NE	1.97	1.37
1:B:56:ARG:NH2	3:M:837:LYS:HE3	1.38	1.37
3:M:803:TYR:CD1	3:M:807:VAL:CG1	1.94	1.37
2:C:109:HIS:H	3:M:25:ILE:CD1	1.38	1.37
3:M:779:ARG:HG2	3:M:783:LEU:CD1	1.55	1.37
3:M:510:TRP:CZ3	3:M:711:PHE:CE2	2.12	1.37
3:M:540:CYS:HB2	3:M:602:PRO:CG	1.55	1.36
3:M:540:CYS:HB2	3:M:602:PRO:CG	1.55	1.36
3:M:540:CYS:HB2	3:M:602:PRO:CG	1.55	1.36
2:C:114:LEU:CD1	3:M:23:GLU:CB	2.02	1.36
3:M:85:TYR:CA	3:M:776:GLU:CB	1.83	1.36
3:M:540:CYS:HB2	3:M:602:PRO:CG	1.55	1.36
3:M:540:CYS:HB2	3:M:602:PRO:CG	1.55	1.36
3:M:540:CYS:HB2	3:M:602:PRO:CG	1.55	1.36
3:M:83:PRO:HB2	3:M:780:ASP:CB	1.53	1.36
3:M:707:CYS:CA	3:M:712:PRO:HA	1.53	1.36
3:M:510:TRP:CZ3	3:M:711:PHE:HE2	1.42	1.36
2:C:106:GLU:CD	3:M:17:LEU:N	1.78	1.36

Continued on next page...

Continued from previous page...

Atom-1	Atom-2	Interatomic distance (Å)	Clash overlap (Å)
1:B:56:ARG:NH2	3:M:837:LYS:HE3	1.38	1.36
3:M:727:LEU:CD2	3:M:782:LYS:HB3	1.51	1.36
1:B:56:ARG:NH2	3:M:837:LYS:HE3	1.38	1.36
2:C:17:PHE:CE2	3:M:806:MET:SD	2.18	1.36
3:M:729:ALA:CB	3:M:790:THR:OG1	1.68	1.36
1:B:87:LYS:NZ	3:M:829:TRP:CZ2	1.88	1.36
2:C:93:VAL:CA	3:M:724:TYR:HB2	1.03	1.36
2:C:93:VAL:HG13	3:M:724:TYR:N	1.07	1.36
1:B:56:ARG:NH2	3:M:837:LYS:HE3	1.38	1.36
3:M:727:LEU:CD2	3:M:782:LYS:HB3	1.51	1.36
2:C:96:LYS:CB	3:M:720:PHE:CA	2.01	1.36
3:M:540:CYS:HB2	3:M:602:PRO:CG	1.55	1.36
3:M:603:LEU:HD22	3:M:647:GLN:CG	1.54	1.36
1:B:87:LYS:NZ	3:M:829:TRP:CZ2	1.88	1.36
1:B:101:PHE:CE2	3:M:816:ILE:HD13	1.61	1.36
1:B:87:LYS:NZ	3:M:829:TRP:CZ2	1.88	1.36
2:C:94:PHE:CA	3:M:27:ALA:HB2	1.53	1.36
1:B:101:PHE:CE2	3:M:816:ILE:HD13	1.61	1.35
3:M:603:LEU:CG	3:M:647:GLN:O	1.73	1.35
3:M:603:LEU:CG	3:M:647:GLN:O	1.73	1.35
3:M:603:LEU:CG	3:M:647:GLN:O	1.73	1.35
2:C:140:GLU:CB	3:M:738:MET:N	1.89	1.35
2:C:143:VAL:HG11	3:M:732:ILE:CA	1.53	1.35
3:M:603:LEU:CG	3:M:647:GLN:O	1.73	1.35
2:C:147:MET:SD	3:M:793:ARG:NE	1.96	1.35
3:M:603:LEU:CG	3:M:647:GLN:O	1.73	1.35
1:B:101:PHE:CE2	3:M:816:ILE:HD13	1.61	1.35
3:M:603:LEU:HD22	3:M:647:GLN:CG	1.54	1.35
3:M:603:LEU:HD22	3:M:647:GLN:CG	1.54	1.35
3:M:603:LEU:HD22	3:M:647:GLN:CG	1.54	1.35
3:M:603:LEU:HD22	3:M:647:GLN:CG	1.54	1.35
3:M:603:LEU:HD22	3:M:647:GLN:CG	1.54	1.35
3:M:603:LEU:HD22	3:M:647:GLN:CG	1.54	1.35
3:M:603:LEU:HD22	3:M:647:GLN:CG	1.54	1.35
1:B:87:LYS:NZ	3:M:829:TRP:NE1	1.69	1.35
1:B:101:PHE:CE2	3:M:816:ILE:HD13	1.61	1.35
1:B:101:PHE:CE2	3:M:816:ILE:HD13	1.61	1.35
2:C:146:ILE:CD1	3:M:732:ILE:CB	2.02	1.35
2:C:12:GLU:O	3:M:810:ARG:NH2	1.60	1.35
1:B:101:PHE:CE2	3:M:816:ILE:HD13	1.61	1.35
1:B:101:PHE:CE2	3:M:816:ILE:HD13	1.61	1.35
1:B:56:ARG:NH2	3:M:837:LYS:HE3	1.38	1.35

Continued on next page...

Continued from previous page...

Atom-1	Atom-2	Interatomic distance (Å)	Clash overlap (Å)
3:M:603:LEU:CG	3:M:647:GLN:O	1.73	1.35
3:M:603:LEU:CG	3:M:647:GLN:O	1.73	1.35
3:M:603:LEU:CG	3:M:647:GLN:O	1.73	1.35
3:M:603:LEU:CG	3:M:647:GLN:O	1.73	1.35
3:M:603:LEU:CG	3:M:647:GLN:O	1.73	1.35
3:M:603:LEU:CG	3:M:647:GLN:O	1.73	1.35
1:B:56:ARG:NH2	3:M:837:LYS:HE3	1.38	1.35
3:M:603:LEU:CG	3:M:647:GLN:O	1.73	1.35
2:C:147:MET:SD	3:M:793:ARG:NE	1.97	1.35
1:B:56:ARG:NH2	3:M:837:LYS:HE3	1.38	1.35
1:B:101:PHE:CE2	3:M:816:ILE:HD13	1.61	1.35
2:C:147:MET:SD	3:M:793:ARG:NE	1.97	1.35
1:B:101:PHE:CE2	3:M:816:ILE:HD13	1.61	1.35
2:C:89:GLU:OE2	3:M:732:ILE:N	1.58	1.35
2:C:147:MET:SD	3:M:793:ARG:NE	1.97	1.35
1:B:101:PHE:CE2	3:M:816:ILE:HD13	1.61	1.35
2:C:96:LYS:N	3:M:722:GLN:HB2	1.05	1.35
2:C:139:TYR:CE1	3:M:721:LYS:HG2	1.61	1.34
3:M:431:LYS:HD3	3:M:601:ASP:CA	1.39	1.34
3:M:431:LYS:HD3	3:M:601:ASP:CA	1.39	1.34
3:M:431:LYS:HD3	3:M:601:ASP:CA	1.39	1.34
3:M:431:LYS:HD3	3:M:601:ASP:CA	1.39	1.34
3:M:431:LYS:HD3	3:M:601:ASP:CA	1.39	1.34
3:M:431:LYS:HD3	3:M:601:ASP:CA	1.39	1.34
3:M:431:LYS:HD3	3:M:601:ASP:CA	1.39	1.34
1:B:56:ARG:NH2	3:M:837:LYS:HE3	1.38	1.34
1:B:87:LYS:HD2	3:M:829:TRP:CH2	1.63	1.34
2:C:93:VAL:N	3:M:725:ARG:CB	1.89	1.34
1:B:101:PHE:CE2	3:M:816:ILE:HD13	1.61	1.34
3:M:540:CYS:HB2	3:M:602:PRO:CG	1.55	1.34
3:M:540:CYS:HB2	3:M:602:PRO:CG	1.55	1.34
3:M:540:CYS:HB2	3:M:602:PRO:CG	1.55	1.34
3:M:540:CYS:HB2	3:M:602:PRO:CG	1.55	1.34
3:M:540:CYS:HB2	3:M:602:PRO:CG	1.55	1.34
3:M:540:CYS:HB2	3:M:602:PRO:CG	1.55	1.34
2:C:140:GLU:CB	3:M:738:MET:N	1.89	1.34
3:M:540:CYS:HB2	3:M:602:PRO:CG	1.55	1.34
3:M:80:MET:O	3:M:777:GLU:N	1.57	1.34
3:M:540:CYS:HB2	3:M:602:PRO:CG	1.55	1.34
3:M:707:CYS:CB	3:M:712:PRO:HA	1.54	1.34
3:M:540:CYS:HB2	3:M:602:PRO:CG	1.55	1.34
3:M:540:CYS:HB2	3:M:602:PRO:CG	1.55	1.34
3:M:540:CYS:HB2	3:M:602:PRO:CG	1.55	1.34

Continued on next page...

Continued from previous page...

Atom-1	Atom-2	Interatomic distance (Å)	Clash overlap (Å)
3:M:540:CYS:HB2	3:M:602:PRO:CG	1.55	1.34
3:M:540:CYS:HB2	3:M:602:PRO:CG	1.55	1.34
3:M:540:CYS:HB2	3:M:602:PRO:CG	1.55	1.34
2:C:93:VAL:H	3:M:725:ARG:CB	1.37	1.34
2:C:147:MET:SD	3:M:793:ARG:NE	1.97	1.34
1:B:101:PHE:CE2	3:M:816:ILE:HD13	1.61	1.34
1:B:101:PHE:CE2	3:M:816:ILE:HD13	1.61	1.34
1:B:124:GLN:CG	2:C:16:LEU:CA	2.06	1.34
2:C:147:MET:SD	3:M:793:ARG:NE	1.97	1.34
1:B:87:LYS:HD2	3:M:829:TRP:CH2	1.63	1.34
1:B:56:ARG:NH2	3:M:837:LYS:HE3	1.38	1.34
1:B:87:LYS:HD2	3:M:829:TRP:CH2	1.63	1.34
2:C:92:ARG:N	3:M:725:ARG:HD2	1.33	1.34
2:C:96:LYS:N	3:M:722:GLN:HB2	1.06	1.34
1:B:101:PHE:CE2	3:M:816:ILE:HD13	1.61	1.34
2:C:109:HIS:HB2	3:M:19:LYS:NZ	1.03	1.34
3:M:603:LEU:CG	3:M:647:GLN:O	1.73	1.34
3:M:603:LEU:CG	3:M:647:GLN:O	1.73	1.34
3:M:603:LEU:CG	3:M:647:GLN:O	1.73	1.34
1:B:101:PHE:CE2	3:M:816:ILE:HD13	1.61	1.34
3:M:603:LEU:CG	3:M:647:GLN:O	1.73	1.34
3:M:603:LEU:CG	3:M:647:GLN:O	1.73	1.34
1:B:101:PHE:CE2	3:M:816:ILE:HD13	1.61	1.34
1:B:87:LYS:HD2	3:M:829:TRP:CH2	1.62	1.34
3:M:603:LEU:CG	3:M:647:GLN:O	1.73	1.34
3:M:603:LEU:CG	3:M:647:GLN:O	1.73	1.34
3:M:603:LEU:CG	3:M:647:GLN:O	1.73	1.34
2:C:92:ARG:CZ	3:M:736:GLN:HA	1.24	1.34
2:C:94:PHE:CE2	3:M:19:LYS:O	1.77	1.34
2:C:114:LEU:CD1	3:M:23:GLU:HB3	1.54	1.34
1:B:56:ARG:NH2	3:M:837:LYS:HE3	1.38	1.34
2:C:147:MET:SD	3:M:793:ARG:NE	1.96	1.34
1:B:101:PHE:CE2	3:M:816:ILE:HD13	1.61	1.34
2:C:147:MET:SD	3:M:793:ARG:NE	1.97	1.34
1:B:56:ARG:NH2	3:M:837:LYS:HE3	1.38	1.34
2:C:86:ASP:O	3:M:729:ALA:CB	1.75	1.33
3:M:502:GLU:HG2	3:M:766:PHE:CD1	1.60	1.33
1:B:101:PHE:CE2	3:M:816:ILE:HD13	1.61	1.33
1:B:87:LYS:NZ	3:M:829:TRP:CZ2	1.88	1.33
1:B:87:LYS:HD2	3:M:829:TRP:CH2	1.62	1.33
3:M:779:ARG:HG3	3:M:783:LEU:CD2	1.39	1.33

Continued on next page...

Continued from previous page...

Atom-1	Atom-2	Interatomic distance (Å)	Clash overlap (Å)
3:M:431:LYS:HD3	3:M:601:ASP:CA	1.39	1.33
1:B:87:LYS:HD2	3:M:829:TRP:CH2	1.63	1.33
2:C:147:MET:SD	3:M:793:ARG:NE	1.97	1.33
3:M:30:LYS:NZ	3:M:783:LEU:CD2	1.75	1.33
1:B:87:LYS:HD2	3:M:829:TRP:CH2	1.63	1.33
1:B:101:PHE:CE2	3:M:816:ILE:HD13	1.61	1.33
3:M:510:TRP:CE3	3:M:711:PHE:HE2	1.45	1.33
1:B:87:LYS:HD2	3:M:829:TRP:CH2	1.62	1.33
2:C:147:MET:SD	3:M:793:ARG:NE	1.97	1.33
3:M:779:ARG:CG	3:M:783:LEU:CD1	2.04	1.33
1:B:87:LYS:HD2	3:M:829:TRP:CH2	1.63	1.33
1:B:101:PHE:CE2	3:M:816:ILE:HD13	1.61	1.33
2:C:93:VAL:CG2	3:M:725:ARG:HB3	0.85	1.33
1:B:87:LYS:HD2	3:M:829:TRP:CH2	1.63	1.33
2:C:147:MET:SD	3:M:793:ARG:NE	1.97	1.33
3:M:508:ILE:CG2	3:M:766:PHE:CE2	2.04	1.33
1:B:87:LYS:HD2	3:M:829:TRP:CH2	1.63	1.33
3:M:726:VAL:CG1	3:M:786:ILE:CD1	2.05	1.33
1:B:87:LYS:HD2	3:M:829:TRP:CH2	1.62	1.33
1:B:87:LYS:NZ	3:M:829:TRP:CZ2	1.88	1.33
2:C:103:MET:CB	3:M:19:LYS:HZ1	1.38	1.33
1:B:87:LYS:HD2	3:M:829:TRP:CH2	1.62	1.32
1:B:56:ARG:NH2	3:M:837:LYS:HE3	1.38	1.32
1:B:124:GLN:HG3	2:C:16:LEU:C	1.50	1.32
1:B:87:LYS:HD2	3:M:829:TRP:CH2	1.62	1.32
3:M:803:TYR:CE1	3:M:807:VAL:HG21	1.64	1.32
3:M:506:GLU:O	3:M:764:LYS:NZ	1.59	1.32
2:C:147:MET:SD	3:M:793:ARG:NE	1.97	1.32
3:M:88:ILE:CD1	3:M:776:GLU:CG	2.06	1.32
1:B:87:LYS:HD2	3:M:829:TRP:CH2	1.62	1.32
2:C:93:VAL:HG21	3:M:726:VAL:N	1.43	1.32
2:C:92:ARG:CA	3:M:725:ARG:HD2	1.58	1.32
3:M:506:GLU:OE2	3:M:760:PHE:HB2	1.19	1.32
2:C:89:GLU:HA	3:M:725:ARG:NH1	1.00	1.32
1:B:87:LYS:HD2	3:M:829:TRP:CH2	1.63	1.32
3:M:707:CYS:CB	3:M:712:PRO:CA	2.06	1.32
1:B:87:LYS:HD2	3:M:829:TRP:CH2	1.63	1.32
1:B:87:LYS:HD2	3:M:829:TRP:CH2	1.63	1.32
2:C:16:LEU:CD2	3:M:810:ARG:CZ	2.07	1.32
3:M:603:LEU:HD13	3:M:647:GLN:C	0.94	1.32
3:M:603:LEU:HD13	3:M:647:GLN:C	0.94	1.32

Continued on next page...

Continued from previous page...

Atom-1	Atom-2	Interatomic distance (Å)	Clash overlap (Å)
3:M:506:GLU:HG3	3:M:764:LYS:CE	1.60	1.32
3:M:603:LEU:HD13	3:M:647:GLN:C	0.94	1.32
3:M:603:LEU:HD13	3:M:647:GLN:C	0.94	1.32
3:M:603:LEU:HD13	3:M:647:GLN:C	0.94	1.32
3:M:603:LEU:HD13	3:M:647:GLN:C	0.94	1.32
3:M:149:GLN:HB3	3:M:719:ASP:CG	1.45	1.32
3:M:603:LEU:HD13	3:M:647:GLN:C	0.94	1.31
1:B:87:LYS:HD2	3:M:829:TRP:CH2	1.62	1.31
2:C:105:ALA:CB	3:M:21:GLU:CG	2.07	1.31
2:C:92:ARG:CB	3:M:22:LYS:HB2	1.57	1.31
2:C:92:ARG:O	3:M:721:LYS:CA	1.79	1.31
3:M:803:TYR:CD1	3:M:807:VAL:HG21	1.63	1.31
1:B:56:ARG:NH2	3:M:837:LYS:HE3	1.38	1.31
3:M:503:TYR:HD1	3:M:714:ARG:NH1	1.25	1.31
2:C:92:ARG:O	3:M:721:LYS:HA	1.15	1.31
2:C:90:GLY:N	3:M:729:ALA:HB1	1.34	1.31
2:C:96:LYS:CB	3:M:722:GLN:HB2	1.60	1.31
1:B:124:GLN:CG	2:C:16:LEU:CA	2.04	1.31
1:B:87:LYS:HD2	3:M:829:TRP:CH2	1.63	1.31
1:B:87:LYS:NZ	3:M:829:TRP:NE1	1.69	1.31
3:M:508:ILE:CD1	3:M:766:PHE:CE2	2.12	1.31
2:C:94:PHE:HB2	3:M:725:ARG:CB	1.20	1.31
2:C:139:TYR:HE1	3:M:721:LYS:CG	1.44	1.31
3:M:778:MET:HE3	3:M:782:LYS:CE	1.61	1.31
2:C:92:ARG:O	3:M:6:GLU:HB2	1.27	1.31
2:C:147:MET:SD	3:M:793:ARG:NE	1.97	1.31
2:C:114:LEU:HD11	3:M:23:GLU:O	1.18	1.31
3:M:95:THR:HG23	3:M:772:LEU:N	1.24	1.31
2:C:91:LEU:O	3:M:725:ARG:HA	1.16	1.30
2:C:87:PHE:CG	3:M:728:ASN:O	1.84	1.30
2:C:143:VAL:CG1	3:M:732:ILE:O	1.79	1.30
3:M:431:LYS:HD3	3:M:601:ASP:CA	1.39	1.30
3:M:82:PRO:HG3	3:M:774:LEU:CA	1.53	1.30
2:C:87:PHE:CD2	3:M:728:ASN:C	2.05	1.30
3:M:431:LYS:HD3	3:M:601:ASP:CA	1.39	1.30
3:M:431:LYS:HD3	3:M:601:ASP:CA	1.39	1.30
3:M:431:LYS:HD3	3:M:601:ASP:CA	1.39	1.30
3:M:431:LYS:HD3	3:M:601:ASP:CA	1.39	1.30
2:C:96:LYS:NZ	3:M:725:ARG:CB	1.83	1.30
3:M:499:GLU:OE1	3:M:766:PHE:CE2	1.84	1.30
2:C:92:ARG:HB3	3:M:725:ARG:CZ	1.62	1.30

Continued on next page...

Continued from previous page...

Atom-1	Atom-2	Interatomic distance (Å)	Clash overlap (Å)
3:M:510:TRP:CH2	3:M:711:PHE:CE2	2.19	1.30
3:M:603:LEU:HD13	3:M:647:GLN:C	0.94	1.30
3:M:603:LEU:HD13	3:M:647:GLN:C	0.94	1.30
3:M:603:LEU:HD13	3:M:647:GLN:C	0.94	1.30
3:M:84:LYS:NZ	3:M:775:LEU:HB3	1.43	1.30
3:M:603:LEU:HD13	3:M:647:GLN:C	0.94	1.30
3:M:603:LEU:HD13	3:M:647:GLN:C	0.94	1.30
3:M:603:LEU:HD13	3:M:647:GLN:C	0.94	1.30
3:M:603:LEU:HD13	3:M:647:GLN:C	0.94	1.30
2:C:139:TYR:O	3:M:736:GLN:HG2	1.25	1.30
3:M:603:LEU:HD13	3:M:647:GLN:C	0.94	1.30
1:B:87:LYS:NZ	3:M:829:TRP:NE1	1.69	1.30
3:M:603:LEU:HD13	3:M:647:GLN:C	0.94	1.30
3:M:603:LEU:HD13	3:M:647:GLN:C	0.94	1.30
3:M:603:LEU:HD13	3:M:647:GLN:C	0.94	1.30
3:M:603:LEU:HD13	3:M:647:GLN:C	0.94	1.30
3:M:603:LEU:HD13	3:M:647:GLN:C	0.94	1.30
2:C:145:HIS:CB	3:M:733:PRO:HB3	1.58	1.29
3:M:447:GLN:O	3:M:450:ASP:N	1.66	1.29
2:C:94:PHE:O	3:M:24:ARG:NH1	1.62	1.29
3:M:709:LYS:C	3:M:710:GLY:N	1.86	1.29
2:C:97:GLU:HA	3:M:24:ARG:NH2	1.43	1.29
3:M:29:ASN:HD21	3:M:725:ARG:CD	1.45	1.29
2:C:87:PHE:CG	3:M:728:ASN:O	1.84	1.29
3:M:503:TYR:CD1	3:M:714:ARG:NH1	1.99	1.29
2:C:96:LYS:CB	3:M:720:PHE:N	1.93	1.29
2:C:102:VAL:HG11	3:M:725:ARG:CZ	1.61	1.29
3:M:499:GLU:HG2	3:M:714:ARG:NH1	1.47	1.29
3:M:503:TYR:HE1	3:M:714:ARG:NH2	1.26	1.29
2:C:93:VAL:CB	3:M:726:VAL:HG23	1.63	1.29
2:C:93:VAL:HA	3:M:721:LYS:O	1.21	1.29
3:M:431:LYS:CD	3:M:601:ASP:HA	1.54	1.29
3:M:431:LYS:CD	3:M:601:ASP:HA	1.54	1.29
3:M:431:LYS:CD	3:M:601:ASP:HA	1.54	1.29
3:M:431:LYS:CD	3:M:601:ASP:HA	1.54	1.29
3:M:34:ALA:O	3:M:777:GLU:CD	1.69	1.29
3:M:85:TYR:OH	3:M:720:PHE:HE1	1.06	1.29
3:M:94:MET:CB	3:M:772:LEU:HD23	0.84	1.29
3:M:431:LYS:CD	3:M:601:ASP:HA	1.54	1.29
3:M:431:LYS:CD	3:M:601:ASP:HA	1.54	1.29
3:M:431:LYS:CD	3:M:601:ASP:HA	1.54	1.29

Continued on next page...

Continued from previous page...

Atom-1	Atom-2	Interatomic distance (Å)	Clash overlap (Å)
2:C:89:GLU:CD	3:M:732:ILE:CD1	1.99	1.29
3:M:431:LYS:CD	3:M:601:ASP:HA	1.54	1.29
3:M:266:GLU:HA	3:M:442:VAL:CG1	1.62	1.29
3:M:266:GLU:HA	3:M:442:VAL:CG1	1.62	1.29
3:M:266:GLU:HA	3:M:442:VAL:CG1	1.62	1.29
3:M:266:GLU:HA	3:M:442:VAL:CG1	1.62	1.29
3:M:23:GLU:HG3	3:M:787:ILE:CD1	1.63	1.29
3:M:266:GLU:HA	3:M:442:VAL:CG1	1.62	1.29
3:M:707:CYS:HB3	3:M:712:PRO:CA	1.63	1.29
3:M:266:GLU:HA	3:M:442:VAL:CG1	1.62	1.29
3:M:266:GLU:HA	3:M:442:VAL:CG1	1.62	1.29
3:M:805:ARG:C	3:M:806:MET:N	1.86	1.29
2:C:96:LYS:CE	3:M:725:ARG:CZ	1.77	1.29
2:C:103:MET:CA	3:M:11:GLY:O	1.80	1.29
3:M:88:ILE:CD1	3:M:776:GLU:HG2	1.61	1.29
3:M:266:GLU:HA	3:M:442:VAL:CG1	1.62	1.29
3:M:266:GLU:HA	3:M:442:VAL:CG1	1.62	1.29
3:M:266:GLU:HA	3:M:442:VAL:CG1	1.62	1.29
3:M:266:GLU:HA	3:M:442:VAL:CG1	1.62	1.29
3:M:266:GLU:HA	3:M:442:VAL:CG1	1.62	1.29
3:M:805:ARG:C	3:M:806:MET:N	1.84	1.29
2:C:93:VAL:HG22	3:M:725:ARG:CB	1.63	1.28
3:M:431:LYS:HD3	3:M:601:ASP:CA	1.39	1.28
1:B:87:LYS:NZ	3:M:829:TRP:CZ2	1.88	1.28
3:M:431:LYS:HD3	3:M:601:ASP:CA	1.39	1.28
3:M:447:GLN:O	3:M:450:ASP:N	1.66	1.28
3:M:431:LYS:HD3	3:M:601:ASP:CA	1.39	1.28
3:M:779:ARG:CG	3:M:783:LEU:HD13	1.58	1.28
3:M:431:LYS:HD3	3:M:601:ASP:CA	1.39	1.28
3:M:447:GLN:O	3:M:450:ASP:N	1.66	1.28
3:M:431:LYS:HD3	3:M:601:ASP:CA	1.39	1.28
3:M:447:GLN:O	3:M:450:ASP:N	1.66	1.28
3:M:431:LYS:HD3	3:M:601:ASP:CA	1.39	1.28
3:M:431:LYS:HD3	3:M:601:ASP:CA	1.39	1.28
3:M:447:GLN:O	3:M:450:ASP:N	1.66	1.28
3:M:447:GLN:O	3:M:450:ASP:N	1.66	1.28
3:M:431:LYS:HD3	3:M:601:ASP:CA	1.39	1.28
3:M:540:CYS:CB	3:M:602:PRO:CG	2.10	1.28
3:M:540:CYS:CB	3:M:602:PRO:CG	2.10	1.28
3:M:540:CYS:CB	3:M:602:PRO:CG	2.10	1.28
2:C:110:VAL:HG11	3:M:20:SER:N	1.46	1.28

Continued on next page...

Continued from previous page...

Atom-1	Atom-2	Interatomic distance (Å)	Clash overlap (Å)
3:M:540:CYS:CB	3:M:602:PRO:CG	2.10	1.28
3:M:540:CYS:CB	3:M:602:PRO:CG	2.10	1.28
3:M:805:ARG:O	3:M:809:ARG:HB2	1.25	1.28
3:M:540:CYS:CB	3:M:602:PRO:CG	2.10	1.28
1:B:87:LYS:NZ	3:M:829:TRP:NE1	1.69	1.28
3:M:97:LEU:CD2	3:M:713:SER:H	1.42	1.28
3:M:508:ILE:CD1	3:M:766:PHE:HE2	1.41	1.28
3:M:803:TYR:CE1	3:M:807:VAL:HG21	1.65	1.28
2:C:87:PHE:CD2	3:M:728:ASN:C	2.05	1.28
2:C:143:VAL:CG1	3:M:732:ILE:CA	2.08	1.28
1:B:87:LYS:NZ	3:M:829:TRP:CZ2	1.88	1.28
2:C:139:TYR:O	3:M:736:GLN:HG2	1.25	1.28
3:M:86:ASP:OD1	3:M:723:ARG:NH2	1.64	1.28
1:B:87:LYS:NZ	3:M:829:TRP:NE1	1.69	1.28
3:M:447:GLN:O	3:M:450:ASP:N	1.66	1.28
3:M:447:GLN:O	3:M:450:ASP:N	1.66	1.28
3:M:447:GLN:O	3:M:450:ASP:N	1.66	1.28
3:M:447:GLN:O	3:M:450:ASP:N	1.66	1.28
1:B:56:ARG:HH21	3:M:837:LYS:CE	1.47	1.28
3:M:447:GLN:O	3:M:450:ASP:N	1.66	1.28
3:M:447:GLN:O	3:M:450:ASP:N	1.66	1.28
3:M:447:GLN:O	3:M:450:ASP:N	1.66	1.28
3:M:447:GLN:O	3:M:450:ASP:N	1.66	1.28
2:C:89:GLU:CA	3:M:725:ARG:HE	1.29	1.28
3:M:540:CYS:CB	3:M:602:PRO:CG	2.10	1.28
1:B:56:ARG:HH21	3:M:837:LYS:CE	1.47	1.28
1:B:87:LYS:NZ	3:M:829:TRP:NE1	1.69	1.28
3:M:30:LYS:CB	3:M:786:ILE:CD1	2.12	1.28
2:C:96:LYS:HB3	3:M:718:ALA:O	1.22	1.27
1:B:56:ARG:HH21	3:M:837:LYS:CE	1.47	1.27
3:M:510:TRP:CH2	3:M:711:PHE:CE2	2.21	1.27
2:C:110:VAL:HG13	3:M:23:GLU:CB	1.62	1.27
3:M:25:ILE:CG2	3:M:785:GLU:H	1.45	1.27
3:M:499:GLU:OE1	3:M:766:PHE:HE2	0.96	1.27
1:B:56:ARG:HH21	3:M:837:LYS:CE	1.47	1.27
3:M:510:TRP:CH2	3:M:711:PHE:CZ	2.22	1.27
3:M:84:LYS:HG3	3:M:720:PHE:O	1.30	1.27
2:C:143:VAL:CG1	3:M:732:ILE:O	1.79	1.27
2:C:143:VAL:HG13	3:M:732:ILE:CB	1.62	1.27
2:C:139:TYR:CZ	3:M:4:ASP:HA	1.67	1.27
2:C:16:LEU:HD11	3:M:810:ARG:CD	1.44	1.27

Continued on next page...

Continued from previous page...

Atom-1	Atom-2	Interatomic distance (Å)	Clash overlap (Å)
2:C:96:LYS:CG	3:M:725:ARG:NH1	1.86	1.27
3:M:266:GLU:HA	3:M:442:VAL:CG1	1.62	1.27
3:M:266:GLU:HA	3:M:442:VAL:CG1	1.62	1.27
3:M:266:GLU:HA	3:M:442:VAL:CG1	1.62	1.27
3:M:266:GLU:HA	3:M:442:VAL:CG1	1.62	1.27
3:M:266:GLU:HA	3:M:442:VAL:CG1	1.62	1.27
3:M:804:ARG:O	3:M:808:GLU:CB	1.81	1.27
3:M:805:ARG:C	3:M:806:MET:N	1.87	1.27
3:M:266:GLU:HA	3:M:442:VAL:CG1	1.62	1.27
3:M:266:GLU:HA	3:M:442:VAL:CG1	1.62	1.27
1:B:56:ARG:HH21	3:M:837:LYS:CE	1.47	1.27
3:M:266:GLU:HA	3:M:442:VAL:CG1	1.62	1.27
1:B:87:LYS:NZ	3:M:829:TRP:CZ2	1.88	1.27
1:B:124:GLN:NE2	2:C:16:LEU:HB3	1.45	1.27
1:B:87:LYS:NZ	3:M:829:TRP:NE1	1.69	1.27
2:C:94:PHE:HA	3:M:27:ALA:CB	1.62	1.27
3:M:33:ASP:H	3:M:781:ASP:CB	1.41	1.27
1:B:56:ARG:HH21	3:M:837:LYS:CE	1.47	1.27
2:C:96:LYS:HB2	3:M:721:LYS:N	1.20	1.27
1:B:56:ARG:HH21	3:M:837:LYS:CE	1.47	1.27
1:B:56:ARG:HH21	3:M:837:LYS:CE	1.47	1.27
3:M:149:GLN:OE1	3:M:716:LEU:CD1	1.82	1.27
1:B:56:ARG:HH21	3:M:837:LYS:CE	1.47	1.26
3:M:29:ASN:CB	3:M:781:ASP:C	2.03	1.26
3:M:149:GLN:CB	3:M:719:ASP:OD1	1.83	1.26
2:C:143:VAL:HG13	3:M:732:ILE:CB	1.62	1.26
3:M:95:THR:CG2	3:M:772:LEU:CA	2.12	1.26
3:M:805:ARG:O	3:M:809:ARG:HB2	1.23	1.26
3:M:431:LYS:CD	3:M:601:ASP:HA	1.54	1.26
1:B:56:ARG:HH21	3:M:837:LYS:CE	1.47	1.26
3:M:431:LYS:CD	3:M:601:ASP:HA	1.54	1.26
3:M:431:LYS:CD	3:M:601:ASP:HA	1.54	1.26
3:M:431:LYS:CD	3:M:601:ASP:HA	1.54	1.26
3:M:431:LYS:CD	3:M:601:ASP:HA	1.54	1.26
3:M:431:LYS:CD	3:M:601:ASP:HA	1.54	1.26
3:M:431:LYS:CD	3:M:601:ASP:HA	1.54	1.26
2:C:143:VAL:CG1	3:M:732:ILE:CA	2.08	1.26
2:C:96:LYS:HA	3:M:22:LYS:N	1.51	1.26
1:B:56:ARG:HH21	3:M:837:LYS:CE	1.47	1.26
3:M:447:GLN:O	3:M:450:ASP:N	1.66	1.26
2:C:92:ARG:CB	3:M:725:ARG:HD2	1.65	1.26
3:M:447:GLN:O	3:M:450:ASP:N	1.66	1.26

Continued on next page...

Continued from previous page...

Atom-1	Atom-2	Interatomic distance (Å)	Clash overlap (Å)
2:C:96:LYS:NZ	3:M:725:ARG:CD	1.98	1.26
3:M:447:GLN:O	3:M:450:ASP:N	1.66	1.26
3:M:21:GLU:C	3:M:786:ILE:CG2	2.03	1.26
3:M:447:GLN:O	3:M:450:ASP:N	1.66	1.26
3:M:447:GLN:O	3:M:450:ASP:N	1.66	1.26
3:M:447:GLN:O	3:M:450:ASP:N	1.66	1.26
2:C:97:GLU:CD	3:M:719:ASP:OD1	1.67	1.26
2:C:17:PHE:CE2	3:M:806:MET:SD	2.29	1.26
3:M:85:TYR:CZ	3:M:720:PHE:HE1	1.54	1.26
1:B:87:LYS:NZ	3:M:829:TRP:NE1	1.69	1.26
1:B:56:ARG:HH21	3:M:837:LYS:CE	1.47	1.26
1:B:87:LYS:NZ	3:M:829:TRP:NE1	1.69	1.26
3:M:707:CYS:O	3:M:712:PRO:N	1.69	1.26
1:B:56:ARG:HH21	3:M:837:LYS:CE	1.47	1.26
1:B:128:PHE:CZ	3:M:821:ARG:CZ	2.20	1.25
1:B:128:PHE:CZ	3:M:821:ARG:CZ	2.20	1.25
3:M:431:LYS:CD	3:M:601:ASP:HA	1.54	1.25
1:B:56:ARG:HH21	3:M:837:LYS:CE	1.47	1.25
1:B:56:ARG:HH21	3:M:837:LYS:CE	1.47	1.25
3:M:779:ARG:HA	3:M:783:LEU:N	1.51	1.25
3:M:84:LYS:C	3:M:724:TYR:CD2	1.92	1.25
1:B:56:ARG:HH21	3:M:837:LYS:CE	1.47	1.25
1:B:56:ARG:HH21	3:M:837:LYS:CE	1.47	1.25
3:M:778:MET:CE	3:M:782:LYS:CE	2.11	1.25
3:M:510:TRP:CE3	3:M:711:PHE:CE2	2.23	1.25
3:M:82:PRO:CB	3:M:727:LEU:HD11	1.66	1.25
1:B:128:PHE:CZ	3:M:821:ARG:CZ	2.20	1.25
2:C:114:LEU:HB2	3:M:26:GLU:OE1	1.32	1.25
3:M:540:CYS:CB	3:M:602:PRO:CG	2.10	1.25
3:M:540:CYS:CB	3:M:602:PRO:CG	2.10	1.25
3:M:540:CYS:CB	3:M:602:PRO:CG	2.10	1.25
1:B:56:ARG:HH21	3:M:837:LYS:CE	1.47	1.25
3:M:540:CYS:CB	3:M:602:PRO:CG	2.10	1.25
3:M:510:TRP:CZ3	3:M:711:PHE:HE2	1.32	1.25
1:B:128:PHE:CZ	3:M:821:ARG:CZ	2.20	1.25
3:M:540:CYS:CB	3:M:602:PRO:CG	2.10	1.25
1:B:56:ARG:HH21	3:M:837:LYS:CE	1.47	1.25
3:M:503:TYR:CE1	3:M:714:ARG:NH2	2.05	1.25
3:M:540:CYS:CB	3:M:602:PRO:CG	2.10	1.25
1:B:128:PHE:CZ	3:M:821:ARG:CZ	2.20	1.25
3:M:540:CYS:CB	3:M:602:PRO:CG	2.10	1.25

Continued on next page...

Continued from previous page...

Atom-1	Atom-2	Interatomic distance (Å)	Clash overlap (Å)
1:B:128:PHE:CZ	3:M:821:ARG:CZ	2.20	1.25
3:M:540:CYS:CB	3:M:602:PRO:CG	2.10	1.25
1:B:128:PHE:CZ	3:M:821:ARG:CZ	2.20	1.25
1:B:128:PHE:CZ	3:M:821:ARG:CZ	2.20	1.25
3:M:707:CYS:CB	3:M:712:PRO:HA	1.60	1.25
1:B:128:PHE:CZ	3:M:821:ARG:CZ	2.20	1.25
1:B:56:ARG:HH21	3:M:837:LYS:CE	1.47	1.25
2:C:143:VAL:HG12	3:M:732:ILE:C	1.47	1.25
3:M:31:PRO:HG3	3:M:785:GLU:CB	1.55	1.25
1:B:128:PHE:CZ	3:M:821:ARG:CZ	2.20	1.25
2:C:94:PHE:CB	3:M:725:ARG:CB	1.95	1.25
2:C:143:VAL:CA	3:M:732:ILE:N	1.99	1.25
2:C:90:GLY:CA	3:M:729:ALA:HB2	1.67	1.25
1:B:128:PHE:CZ	3:M:821:ARG:CZ	2.20	1.25
3:M:508:ILE:CD1	3:M:766:PHE:HE2	1.46	1.25
3:M:804:ARG:O	3:M:808:GLU:HB2	1.34	1.25
2:C:92:ARG:CD	3:M:725:ARG:HH22	1.50	1.25
3:M:779:ARG:CG	3:M:783:LEU:HD22	1.63	1.24
3:M:21:GLU:HB3	3:M:786:ILE:CG2	1.67	1.24
3:M:25:ILE:HG23	3:M:783:LEU:CB	1.42	1.24
3:M:34:ALA:CB	3:M:778:MET:CG	2.16	1.24
1:B:128:PHE:CZ	3:M:821:ARG:CZ	2.20	1.24
3:M:603:LEU:CD2	3:M:647:GLN:CB	2.15	1.24
3:M:603:LEU:CD2	3:M:647:GLN:CB	2.15	1.24
3:M:603:LEU:CD2	3:M:647:GLN:CB	2.15	1.24
3:M:603:LEU:CD2	3:M:647:GLN:CB	2.15	1.24
3:M:603:LEU:CD2	3:M:647:GLN:CB	2.15	1.24
1:B:124:GLN:HG3	2:C:16:LEU:CA	1.67	1.24
3:M:603:LEU:CD2	3:M:647:GLN:CB	2.15	1.24
3:M:95:THR:CG2	3:M:772:LEU:HA	1.67	1.24
2:C:143:VAL:HG12	3:M:732:ILE:C	1.47	1.24
3:M:730:SER:CB	3:M:790:THR:HG23	1.67	1.24
1:B:128:PHE:CZ	3:M:821:ARG:CZ	2.20	1.24
2:C:93:VAL:HG11	3:M:726:VAL:CG2	1.67	1.24
2:C:103:MET:C	3:M:11:GLY:O	1.74	1.24
2:C:131:GLU:HB3	3:M:12:GLU:OE1	1.36	1.24
3:M:502:GLU:OE2	3:M:761:GLY:N	1.68	1.24
1:B:128:PHE:CZ	3:M:821:ARG:CZ	2.20	1.24
3:M:731:ALA:C	3:M:732:ILE:N	1.91	1.24
3:M:805:ARG:O	3:M:809:ARG:CB	1.86	1.24
2:C:89:GLU:CA	3:M:725:ARG:NH1	2.00	1.24

Continued on next page...

Continued from previous page...

Atom-1	Atom-2	Interatomic distance (Å)	Clash overlap (Å)
3:M:603:LEU:CD2	3:M:647:GLN:CB	2.15	1.24
2:C:93:VAL:CG2	3:M:726:VAL:HA	1.45	1.24
3:M:603:LEU:CD2	3:M:647:GLN:CB	2.15	1.24
1:B:128:PHE:CZ	3:M:821:ARG:CZ	2.20	1.24
3:M:603:LEU:CD2	3:M:647:GLN:CB	2.15	1.24
3:M:803:TYR:O	3:M:807:VAL:HB	1.30	1.24
3:M:603:LEU:CD2	3:M:647:GLN:CB	2.15	1.24
3:M:731:ALA:C	3:M:732:ILE:N	1.91	1.24
3:M:603:LEU:CD2	3:M:647:GLN:CB	2.15	1.24
3:M:603:LEU:CD2	3:M:647:GLN:CB	2.15	1.24
3:M:510:TRP:CZ3	3:M:711:PHE:CZ	2.26	1.24
1:B:128:PHE:CZ	3:M:821:ARG:CZ	2.20	1.24
3:M:431:LYS:CD	3:M:601:ASP:HA	1.54	1.24
3:M:431:LYS:CD	3:M:601:ASP:HA	1.54	1.24
3:M:731:ALA:C	3:M:732:ILE:N	1.91	1.24
3:M:431:LYS:CD	3:M:601:ASP:HA	1.54	1.24
3:M:431:LYS:CD	3:M:601:ASP:HA	1.54	1.24
3:M:431:LYS:CD	3:M:601:ASP:HA	1.54	1.24
3:M:731:ALA:C	3:M:732:ILE:N	1.91	1.23
3:M:731:ALA:C	3:M:732:ILE:N	1.91	1.23
1:B:128:PHE:CZ	3:M:821:ARG:CZ	2.20	1.23
3:M:508:ILE:CG1	3:M:766:PHE:HZ	1.42	1.23
1:B:128:PHE:CZ	3:M:821:ARG:CZ	2.19	1.23
3:M:731:ALA:C	3:M:732:ILE:N	1.91	1.23
2:C:88:VAL:HB	3:M:746:LYS:O	1.07	1.23
3:M:731:ALA:C	3:M:732:ILE:N	1.91	1.23
3:M:88:ILE:HD11	3:M:776:GLU:CG	1.65	1.23
3:M:506:GLU:CG	3:M:760:PHE:O	1.85	1.23
2:C:143:VAL:HG11	3:M:732:ILE:C	1.46	1.23
3:M:510:TRP:CE3	3:M:711:PHE:HE2	1.55	1.23
3:M:95:THR:O	3:M:771:LEU:CB	1.86	1.23
1:B:87:LYS:NZ	3:M:829:TRP:NE1	1.69	1.23
2:C:143:VAL:CG2	3:M:732:ILE:CD1	2.16	1.23
3:M:731:ALA:C	3:M:732:ILE:N	1.91	1.23
3:M:502:GLU:OE2	3:M:761:GLY:CA	1.87	1.23
3:M:731:ALA:C	3:M:732:ILE:N	1.91	1.23
3:M:731:ALA:C	3:M:732:ILE:N	1.91	1.23
3:M:731:ALA:C	3:M:732:ILE:N	1.91	1.23
1:B:128:PHE:CZ	3:M:821:ARG:CZ	2.20	1.23
2:C:143:VAL:HG11	3:M:732:ILE:O	1.35	1.23
1:B:87:LYS:NZ	3:M:829:TRP:NE1	1.69	1.23

Continued on next page...

Continued from previous page...

Atom-1	Atom-2	Interatomic distance (Å)	Clash overlap (Å)
2:C:141:ALA:CB	3:M:737:PHE:HB2	1.68	1.23
3:M:731:ALA:C	3:M:732:ILE:N	1.91	1.23
2:C:92:ARG:CZ	3:M:736:GLN:CA	2.15	1.23
2:C:94:PHE:O	3:M:18:ARG:HD2	1.19	1.23
2:C:137:ILE:N	3:M:11:GLY:HA3	0.91	1.23
3:M:88:ILE:HG12	3:M:776:GLU:CG	1.56	1.23
3:M:779:ARG:O	3:M:783:LEU:HD13	1.39	1.23
2:C:143:VAL:CG2	3:M:732:ILE:CD1	2.16	1.23
2:C:87:PHE:N	3:M:731:ALA:N	1.67	1.23
3:M:507:GLY:O	3:M:764:LYS:CE	1.84	1.23
2:C:88:VAL:HB	3:M:746:LYS:C	1.46	1.23
2:C:145:HIS:CG	3:M:733:PRO:CB	2.22	1.23
2:C:92:ARG:O	3:M:722:GLN:HA	1.38	1.23
3:M:731:ALA:C	3:M:732:ILE:N	1.91	1.23
1:B:128:PHE:CZ	3:M:821:ARG:NH2	2.07	1.23
3:M:731:ALA:C	3:M:732:ILE:N	1.91	1.23
3:M:84:LYS:CE	3:M:775:LEU:HB3	1.46	1.23
3:M:34:ALA:O	3:M:777:GLU:OE1	1.55	1.23
3:M:82:PRO:O	3:M:724:TYR:CE1	1.91	1.23
3:M:731:ALA:C	3:M:732:ILE:N	1.91	1.23
3:M:778:MET:O	3:M:782:LYS:N	1.72	1.23
3:M:731:ALA:C	3:M:732:ILE:N	1.91	1.23
1:B:87:LYS:NZ	3:M:829:TRP:NE1	1.69	1.22
1:B:128:PHE:CZ	3:M:821:ARG:NH2	2.08	1.22
3:M:603:LEU:CD2	3:M:647:GLN:CB	2.16	1.22
3:M:603:LEU:CD2	3:M:647:GLN:CB	2.16	1.22
1:B:128:PHE:CZ	3:M:821:ARG:NH2	2.07	1.22
3:M:603:LEU:CD2	3:M:647:GLN:CB	2.16	1.22
3:M:603:LEU:CD2	3:M:647:GLN:CB	2.16	1.22
3:M:603:LEU:CD2	3:M:647:GLN:CB	2.16	1.22
3:M:603:LEU:CD2	3:M:647:GLN:CB	2.16	1.22
3:M:731:ALA:C	3:M:732:ILE:N	1.91	1.22
1:B:87:LYS:NZ	3:M:829:TRP:CZ2	1.88	1.22
1:B:128:PHE:CZ	3:M:821:ARG:NH2	2.08	1.22
3:M:603:LEU:CD2	3:M:647:GLN:CB	2.16	1.22
3:M:603:LEU:CD2	3:M:647:GLN:CB	2.16	1.22
3:M:731:ALA:C	3:M:732:ILE:N	1.91	1.22
3:M:603:LEU:CD2	3:M:647:GLN:CB	2.16	1.22
1:B:128:PHE:CZ	3:M:821:ARG:NH2	2.07	1.22
3:M:805:ARG:C	3:M:806:MET:N	1.92	1.22
2:C:97:GLU:N	3:M:718:ALA:CB	1.96	1.22
1:B:128:PHE:CZ	3:M:821:ARG:NH2	2.07	1.22

Continued on next page...

Continued from previous page...

Atom-1	Atom-2	Interatomic distance (Å)	Clash overlap (Å)
2:C:93:VAL:HA	3:M:720:PHE:O	1.38	1.22
3:M:774:LEU:O	3:M:782:LYS:CD	1.88	1.22
3:M:244:SER:HG	3:M:246:PHE:N	1.36	1.22
3:M:731:ALA:C	3:M:732:ILE:N	1.91	1.22
3:M:86:ASP:HB2	3:M:780:ASP:OD2	1.07	1.22
3:M:540:CYS:CB	3:M:602:PRO:CG	2.10	1.22
3:M:540:CYS:CB	3:M:602:PRO:CG	2.10	1.22
3:M:33:ASP:N	3:M:781:ASP:HB2	1.22	1.22
3:M:85:TYR:OH	3:M:720:PHE:CE1	1.93	1.22
3:M:540:CYS:CB	3:M:602:PRO:CG	2.10	1.22
3:M:506:GLU:CA	3:M:764:LYS:CE	2.08	1.22
3:M:540:CYS:CB	3:M:602:PRO:CG	2.10	1.22
3:M:540:CYS:CB	3:M:602:PRO:CG	2.10	1.22
1:B:128:PHE:CZ	3:M:821:ARG:NH2	2.08	1.22
1:B:128:PHE:CZ	3:M:821:ARG:NH2	2.07	1.22
3:M:95:THR:HG22	3:M:772:LEU:CA	1.65	1.22
1:B:128:PHE:CZ	3:M:821:ARG:CZ	2.19	1.22
2:C:96:LYS:HB3	3:M:720:PHE:N	1.50	1.22
1:B:128:PHE:CZ	3:M:821:ARG:NH2	2.08	1.22
2:C:40:ASN:ND2	3:M:793:ARG:NH1	1.88	1.22
2:C:93:VAL:CG2	3:M:729:ALA:HB2	1.69	1.22
3:M:803:TYR:CE1	3:M:807:VAL:HG11	1.74	1.22
2:C:40:ASN:ND2	3:M:793:ARG:NH1	1.88	1.21
2:C:40:ASN:ND2	3:M:793:ARG:HH11	1.39	1.21
2:C:97:GLU:HG3	3:M:719:ASP:CG	1.41	1.21
2:C:100:GLY:CA	3:M:22:LYS:CG	2.18	1.21
3:M:731:ALA:C	3:M:732:ILE:N	1.92	1.21
2:C:40:ASN:ND2	3:M:793:ARG:NH1	1.88	1.21
2:C:94:PHE:CG	3:M:19:LYS:O	1.93	1.21
2:C:40:ASN:ND2	3:M:793:ARG:HH11	1.38	1.21
2:C:114:LEU:CB	3:M:26:GLU:OE1	1.88	1.21
3:M:779:ARG:HA	3:M:783:LEU:N	1.51	1.21
2:C:40:ASN:ND2	3:M:793:ARG:HH11	1.39	1.21
3:M:802:GLU:OE2	3:M:809:ARG:NH1	1.71	1.21
2:C:149:VAL:HG23	3:M:797:PHE:CD1	1.76	1.21
3:M:707:CYS:CB	3:M:712:PRO:HB3	1.68	1.21
2:C:149:VAL:HG23	3:M:797:PHE:CD1	1.76	1.21
2:C:40:ASN:ND2	3:M:793:ARG:HH11	1.39	1.21
2:C:114:LEU:CD1	3:M:26:GLU:CB	2.16	1.21
3:M:25:ILE:CG2	3:M:783:LEU:CG	2.04	1.21
3:M:93:MET:CA	3:M:772:LEU:HD23	1.68	1.21

Continued on next page...

Continued from previous page...

Atom-1	Atom-2	Interatomic distance (Å)	Clash overlap (Å)
2:C:40:ASN:ND2	3:M:793:ARG:HH11	1.39	1.21
2:C:40:ASN:ND2	3:M:793:ARG:HH11	1.38	1.21
2:C:40:ASN:ND2	3:M:793:ARG:HH11	1.38	1.21
3:M:508:ILE:HD11	3:M:766:PHE:CD1	1.73	1.21
1:B:128:PHE:CZ	3:M:821:ARG:NH2	2.07	1.21
1:B:87:LYS:NZ	3:M:829:TRP:NE1	1.69	1.21
2:C:40:ASN:ND2	3:M:793:ARG:HH11	1.39	1.21
1:B:128:PHE:CZ	3:M:821:ARG:NH2	2.07	1.21
1:B:128:PHE:CZ	3:M:821:ARG:NH2	2.07	1.21
3:M:774:LEU:HG	3:M:782:LYS:NZ	1.54	1.21
2:C:149:VAL:HG23	3:M:797:PHE:CD1	1.76	1.21
3:M:244:SER:HG	3:M:246:PHE:N	1.35	1.21
3:M:244:SER:HG	3:M:246:PHE:N	1.35	1.21
3:M:244:SER:HG	3:M:246:PHE:N	1.35	1.21
2:C:149:VAL:HG23	3:M:797:PHE:CD1	1.76	1.21
3:M:244:SER:HG	3:M:246:PHE:N	1.35	1.21
1:B:128:PHE:CZ	3:M:821:ARG:NH2	2.07	1.21
3:M:244:SER:HG	3:M:246:PHE:N	1.35	1.21
3:M:509:GLU:OE1	3:M:761:GLY:HA2	1.06	1.21
3:M:244:SER:HG	3:M:246:PHE:N	1.35	1.21
1:B:128:PHE:CZ	3:M:821:ARG:NH2	2.07	1.21
2:C:149:VAL:HG23	3:M:797:PHE:CD1	1.76	1.21
3:M:244:SER:HG	3:M:246:PHE:N	1.35	1.21
1:B:87:LYS:NZ	3:M:829:TRP:NE1	1.69	1.21
3:M:244:SER:HG	3:M:246:PHE:N	1.35	1.21
2:C:90:GLY:O	3:M:724:TYR:O	1.58	1.20
2:C:149:VAL:HG23	3:M:797:PHE:CD1	1.76	1.20
2:C:40:ASN:ND2	3:M:793:ARG:HH11	1.39	1.20
2:C:40:ASN:ND2	3:M:793:ARG:NH1	1.88	1.20
2:C:149:VAL:HG23	3:M:797:PHE:CD1	1.76	1.20
1:B:128:PHE:CZ	3:M:821:ARG:NH2	2.08	1.20
2:C:145:HIS:CB	3:M:733:PRO:CB	2.02	1.20
1:B:128:PHE:CZ	3:M:821:ARG:NH2	2.07	1.20
3:M:23:GLU:N	3:M:787:ILE:CG1	2.03	1.20
2:C:149:VAL:HG23	3:M:797:PHE:CD1	1.76	1.20
3:M:244:SER:HG	3:M:246:PHE:N	1.36	1.20
3:M:244:SER:HG	3:M:246:PHE:N	1.36	1.20
3:M:510:TRP:CZ3	3:M:711:PHE:CZ	2.26	1.20
2:C:96:LYS:HA	3:M:21:GLU:C	1.62	1.20
3:M:95:THR:O	3:M:771:LEU:HB3	1.37	1.20
1:B:128:PHE:CZ	3:M:821:ARG:NH2	2.07	1.20

Continued on next page...

Continued from previous page...

Atom-1	Atom-2	Interatomic distance (Å)	Clash overlap (Å)
3:M:244:SER:HG	3:M:246:PHE:N	1.36	1.20
3:M:244:SER:HG	3:M:246:PHE:N	1.36	1.20
3:M:244:SER:HG	3:M:246:PHE:N	1.36	1.20
1:B:87:LYS:NZ	3:M:829:TRP:NE1	1.69	1.20
2:C:40:ASN:ND2	3:M:793:ARG:NH1	1.88	1.20
1:B:128:PHE:CZ	3:M:821:ARG:NH2	2.07	1.20
3:M:84:LYS:CB	3:M:778:MET:H	1.55	1.20
2:C:40:ASN:ND2	3:M:793:ARG:HH11	1.38	1.20
1:B:128:PHE:CZ	3:M:821:ARG:NH2	2.07	1.20
2:C:40:ASN:ND2	3:M:793:ARG:NH1	1.88	1.20
3:M:84:LYS:HB2	3:M:778:MET:N	1.38	1.20
1:B:87:LYS:NZ	3:M:829:TRP:NE1	1.69	1.20
1:B:128:PHE:CZ	3:M:821:ARG:NH2	2.07	1.20
2:C:92:ARG:HB3	3:M:725:ARG:NH1	1.54	1.20
2:C:149:VAL:HG23	3:M:797:PHE:CD1	1.76	1.20
1:B:87:LYS:NZ	3:M:829:TRP:NE1	1.69	1.20
2:C:40:ASN:ND2	3:M:793:ARG:NH1	1.88	1.20
2:C:40:ASN:ND2	3:M:793:ARG:NH1	1.88	1.20
3:M:709:LYS:C	3:M:710:GLY:N	1.95	1.20
2:C:40:ASN:ND2	3:M:793:ARG:HH11	1.39	1.20
2:C:149:VAL:HG23	3:M:797:PHE:CD1	1.76	1.20
3:M:92:ALA:CA	3:M:713:SER:HB3	1.70	1.20
2:C:40:ASN:ND2	3:M:793:ARG:NH1	1.88	1.20
2:C:40:ASN:ND2	3:M:793:ARG:NH1	1.88	1.20
2:C:40:ASN:ND2	3:M:793:ARG:HH11	1.39	1.20
2:C:93:VAL:HG13	3:M:723:ARG:C	1.41	1.20
2:C:149:VAL:HG23	3:M:797:PHE:CD1	1.76	1.20
2:C:40:ASN:ND2	3:M:793:ARG:NH1	1.88	1.20
1:B:87:LYS:NZ	3:M:829:TRP:NE1	1.69	1.20
2:C:40:ASN:ND2	3:M:793:ARG:NH1	1.88	1.20
2:C:91:LEU:CB	3:M:725:ARG:NH1	2.04	1.19
2:C:93:VAL:CG1	3:M:724:TYR:N	1.97	1.19
3:M:421:GLN:CG	3:M:543:PRO:O	1.90	1.19
2:C:40:ASN:ND2	3:M:793:ARG:NH1	1.88	1.19
2:C:40:ASN:ND2	3:M:793:ARG:HH11	1.38	1.19
2:C:114:LEU:HB2	3:M:26:GLU:CD	1.61	1.19
2:C:40:ASN:ND2	3:M:793:ARG:NH1	1.88	1.19
2:C:100:GLY:CA	3:M:22:LYS:HG2	1.72	1.19
3:M:95:THR:CG2	3:M:772:LEU:N	1.94	1.19
1:B:87:LYS:NZ	3:M:829:TRP:CZ2	1.88	1.19
2:C:92:ARG:HD2	3:M:725:ARG:NH2	1.56	1.19

Continued on next page...

Continued from previous page...

Atom-1	Atom-2	Interatomic distance (Å)	Clash overlap (Å)
2:C:149:VAL:HG23	3:M:797:PHE:CD1	1.76	1.19
3:M:431:LYS:NZ	3:M:597:GLU:O	1.75	1.19
3:M:23:GLU:H	3:M:787:ILE:HG13	1.05	1.19
3:M:26:GLU:CG	3:M:784:ALA:CA	2.12	1.19
3:M:707:CYS:O	3:M:712:PRO:CD	1.91	1.19
2:C:149:VAL:HG23	3:M:797:PHE:CD1	1.76	1.19
2:C:40:ASN:ND2	3:M:793:ARG:NH1	1.88	1.19
3:M:33:ASP:N	3:M:781:ASP:CB	1.96	1.19
3:M:724:TYR:O	3:M:786:ILE:CD1	1.90	1.19
2:C:149:VAL:HG23	3:M:797:PHE:CD1	1.76	1.19
3:M:25:ILE:CG1	3:M:783:LEU:CD2	2.03	1.19
2:C:149:VAL:HG23	3:M:797:PHE:CD1	1.76	1.19
2:C:149:VAL:HG23	3:M:797:PHE:CD1	1.76	1.19
3:M:804:ARG:O	3:M:808:GLU:CG	1.89	1.19
2:C:95:ASP:C	3:M:722:GLN:HB2	1.50	1.19
2:C:149:VAL:HG23	3:M:797:PHE:CD1	1.76	1.19
3:M:779:ARG:CG	3:M:783:LEU:CD1	2.21	1.19
3:M:149:GLN:CG	3:M:716:LEU:O	1.87	1.19
3:M:726:VAL:HG13	3:M:786:ILE:CD1	1.71	1.19
3:M:421:GLN:CG	3:M:543:PRO:O	1.90	1.19
3:M:421:GLN:CG	3:M:543:PRO:O	1.90	1.19
3:M:421:GLN:CG	3:M:543:PRO:O	1.90	1.19
3:M:421:GLN:CG	3:M:543:PRO:O	1.90	1.19
3:M:421:GLN:CG	3:M:543:PRO:O	1.90	1.19
2:C:149:VAL:HG23	3:M:797:PHE:CD1	1.76	1.19
3:M:421:GLN:CG	3:M:543:PRO:O	1.90	1.19
3:M:421:GLN:CG	3:M:543:PRO:O	1.90	1.19
2:C:40:ASN:ND2	3:M:793:ARG:NH1	1.88	1.19
3:M:726:VAL:CG1	3:M:786:ILE:HD12	1.70	1.19
2:C:93:VAL:HG22	3:M:725:ARG:CA	1.70	1.19
3:M:421:GLN:CG	3:M:543:PRO:O	1.90	1.19
2:C:145:HIS:HB2	3:M:733:PRO:CB	1.57	1.19
2:C:114:LEU:CD1	3:M:23:GLU:HG2	1.71	1.19
3:M:23:GLU:CG	3:M:787:ILE:CD1	2.20	1.19
3:M:708:ARG:CA	3:M:712:PRO:HG3	1.72	1.19
3:M:724:TYR:O	3:M:786:ILE:HD11	1.43	1.19
1:B:87:LYS:CE	3:M:829:TRP:CZ2	2.26	1.18
2:C:96:LYS:CA	3:M:6:GLU:HB3	1.45	1.18
3:M:21:GLU:CA	3:M:786:ILE:HG21	1.72	1.18
3:M:85:TYR:CA	3:M:776:GLU:HB3	1.54	1.18
3:M:92:ALA:C	3:M:713:SER:CB	1.75	1.18

Continued on next page...

Continued from previous page...

Atom-1	Atom-2	Interatomic distance (Å)	Clash overlap (Å)
3:M:421:GLN:CG	3:M:543:PRO:O	1.90	1.18
3:M:421:GLN:CG	3:M:543:PRO:O	1.90	1.18
2:C:40:ASN:ND2	3:M:793:ARG:HH11	1.39	1.18
3:M:24:ARG:HA	3:M:722:GLN:OE1	1.03	1.18
3:M:31:PRO:CG	3:M:785:GLU:HB2	1.51	1.18
3:M:86:ASP:OD1	3:M:779:ARG:NH1	1.75	1.18
3:M:421:GLN:CG	3:M:543:PRO:O	1.90	1.18
2:C:40:ASN:ND2	3:M:793:ARG:NH1	1.88	1.18
2:C:40:ASN:ND2	3:M:793:ARG:HH11	1.38	1.18
3:M:421:GLN:CG	3:M:543:PRO:O	1.90	1.18
3:M:421:GLN:CG	3:M:543:PRO:O	1.90	1.18
2:C:149:VAL:HG23	3:M:797:PHE:CD1	1.76	1.18
2:C:91:LEU:O	3:M:725:ARG:CA	1.89	1.18
3:M:421:GLN:CG	3:M:543:PRO:O	1.90	1.18
3:M:421:GLN:CG	3:M:543:PRO:O	1.90	1.18
3:M:421:GLN:CG	3:M:543:PRO:O	1.90	1.18
2:C:149:VAL:HG23	3:M:797:PHE:CD1	1.76	1.18
3:M:421:GLN:CG	3:M:543:PRO:O	1.90	1.18
3:M:421:GLN:CG	3:M:543:PRO:O	1.90	1.18
3:M:421:GLN:CG	3:M:543:PRO:O	1.90	1.18
3:M:603:LEU:CD2	3:M:647:GLN:HB3	1.74	1.18
3:M:603:LEU:CD2	3:M:647:GLN:HB3	1.74	1.18
3:M:82:PRO:HG2	3:M:724:TYR:CD1	1.78	1.18
3:M:509:GLU:OE1	3:M:761:GLY:CA	1.89	1.18
3:M:603:LEU:CD2	3:M:647:GLN:HB3	1.74	1.18
3:M:603:LEU:CD2	3:M:647:GLN:HB3	1.74	1.18
3:M:603:LEU:CD2	3:M:647:GLN:HB3	1.74	1.18
1:B:87:LYS:CE	3:M:829:TRP:CZ2	2.26	1.18
1:B:87:LYS:CE	3:M:829:TRP:CZ2	2.27	1.18
1:B:128:PHE:CE1	3:M:821:ARG:NH2	2.12	1.18
2:C:110:VAL:HG11	3:M:20:SER:CB	1.74	1.18
1:B:124:GLN:HG3	2:C:16:LEU:O	1.35	1.18
1:B:87:LYS:CE	3:M:829:TRP:CZ2	2.26	1.18
3:M:510:TRP:CZ2	3:M:711:PHE:CE2	2.29	1.18
3:M:724:TYR:O	3:M:786:ILE:CD1	1.90	1.18
3:M:30:LYS:HB2	3:M:786:ILE:CD1	1.70	1.18
1:B:128:PHE:CE1	3:M:821:ARG:NH2	2.12	1.18
1:B:87:LYS:CE	3:M:829:TRP:CZ2	2.26	1.18
2:C:102:VAL:CG1	3:M:725:ARG:HD2	1.72	1.18
3:M:244:SER:HG	3:M:246:PHE:N	1.39	1.18
1:B:128:PHE:CE1	3:M:821:ARG:NH2	2.12	1.18

Continued on next page...

Continued from previous page...

Atom-1	Atom-2	Interatomic distance (Å)	Clash overlap (Å)
2:C:89:GLU:OE2	3:M:732:ILE:CA	1.89	1.18
3:M:244:SER:HG	3:M:246:PHE:N	1.39	1.18
3:M:779:ARG:CG	3:M:783:LEU:HD13	1.71	1.18
1:B:101:PHE:CE2	3:M:816:ILE:CD1	2.27	1.18
3:M:244:SER:HG	3:M:246:PHE:N	1.39	1.18
1:B:87:LYS:CE	3:M:829:TRP:CZ2	2.26	1.18
3:M:244:SER:HG	3:M:246:PHE:N	1.39	1.18
3:M:244:SER:HG	3:M:246:PHE:N	1.39	1.18
3:M:805:ARG:CB	3:M:809:ARG:HG3	1.71	1.18
1:B:128:PHE:CE1	3:M:821:ARG:NH2	2.12	1.18
3:M:244:SER:HG	3:M:246:PHE:N	1.39	1.18
3:M:431:LYS:NZ	3:M:597:GLU:O	1.75	1.18
3:M:431:LYS:NZ	3:M:597:GLU:O	1.75	1.18
2:C:40:ASN:ND2	3:M:793:ARG:NH1	1.88	1.18
2:C:93:VAL:HG22	3:M:725:ARG:N	1.56	1.18
3:M:431:LYS:NZ	3:M:597:GLU:O	1.75	1.18
2:C:40:ASN:ND2	3:M:793:ARG:HH11	1.39	1.18
3:M:431:LYS:NZ	3:M:597:GLU:O	1.75	1.18
3:M:82:PRO:HB2	3:M:727:LEU:CD1	1.74	1.18
3:M:431:LYS:NZ	3:M:597:GLU:O	1.75	1.18
3:M:431:LYS:NZ	3:M:597:GLU:O	1.75	1.18
3:M:431:LYS:NZ	3:M:597:GLU:O	1.75	1.18
3:M:431:LYS:NZ	3:M:597:GLU:O	1.75	1.18
2:C:40:ASN:ND2	3:M:793:ARG:NH1	1.88	1.18
2:C:96:LYS:NZ	3:M:725:ARG:HB2	1.58	1.18
3:M:431:LYS:HD3	3:M:601:ASP:N	1.58	1.18
3:M:431:LYS:NZ	3:M:597:GLU:O	1.75	1.18
1:B:128:PHE:CE1	3:M:821:ARG:NH2	2.12	1.18
3:M:29:ASN:O	3:M:784:ALA:HB2	1.41	1.18
1:B:128:PHE:CE1	3:M:821:ARG:NH2	2.12	1.18
3:M:431:LYS:HD3	3:M:601:ASP:N	1.58	1.18
3:M:431:LYS:NZ	3:M:597:GLU:O	1.75	1.18
2:C:92:ARG:CG	3:M:22:LYS:CB	2.05	1.18
1:B:87:LYS:CE	3:M:829:TRP:CZ2	2.26	1.18
3:M:431:LYS:HD3	3:M:601:ASP:N	1.58	1.18
3:M:431:LYS:NZ	3:M:597:GLU:O	1.75	1.18
3:M:508:ILE:CD1	3:M:714:ARG:HD3	1.72	1.18
3:M:431:LYS:HD3	3:M:601:ASP:N	1.58	1.18
3:M:431:LYS:NZ	3:M:597:GLU:O	1.75	1.18
3:M:431:LYS:HD3	3:M:601:ASP:N	1.58	1.18
3:M:431:LYS:NZ	3:M:597:GLU:O	1.75	1.18

Continued on next page...

Continued from previous page...

Atom-1	Atom-2	Interatomic distance (Å)	Clash overlap (Å)
2:C:139:TYR:CZ	3:M:725:ARG:CG	2.25	1.17
3:M:603:LEU:CD2	3:M:647:GLN:HB3	1.74	1.17
3:M:778:MET:HG3	3:M:782:LYS:CD	1.35	1.17
2:C:40:ASN:ND2	3:M:793:ARG:HH11	1.38	1.17
3:M:603:LEU:CD2	3:M:647:GLN:HB3	1.74	1.17
3:M:603:LEU:CD2	3:M:647:GLN:HB3	1.74	1.17
3:M:603:LEU:CD2	3:M:647:GLN:HB3	1.74	1.17
2:C:110:VAL:HG11	3:M:20:SER:CA	1.73	1.17
3:M:25:ILE:CG2	3:M:781:ASP:O	1.91	1.17
3:M:603:LEU:CD2	3:M:647:GLN:HB3	1.74	1.17
3:M:603:LEU:CD2	3:M:647:GLN:HB3	1.74	1.17
3:M:603:LEU:CD2	3:M:647:GLN:HB3	1.74	1.17
2:C:93:VAL:CG2	3:M:726:VAL:CA	2.23	1.17
2:C:40:ASN:ND2	3:M:793:ARG:NH1	1.88	1.17
1:B:87:LYS:CE	3:M:829:TRP:CZ2	2.26	1.17
1:B:128:PHE:CE1	3:M:821:ARG:NH2	2.12	1.17
3:M:511:GLU:N	3:M:766:PHE:CZ	1.90	1.17
1:B:101:PHE:CE2	3:M:816:ILE:CD1	2.27	1.17
3:M:84:LYS:CG	3:M:720:PHE:O	1.92	1.17
2:C:136:CYS:SG	3:M:9:ALA:O	2.01	1.17
1:B:87:LYS:CE	3:M:829:TRP:CZ2	2.26	1.17
1:B:87:LYS:CE	3:M:829:TRP:CZ2	2.26	1.17
1:B:124:GLN:NE2	2:C:16:LEU:HB3	1.58	1.17
2:C:93:VAL:HG21	3:M:726:VAL:CA	1.74	1.17
3:M:431:LYS:HD3	3:M:601:ASP:N	1.58	1.17
3:M:431:LYS:HD3	3:M:601:ASP:N	1.58	1.17
1:B:101:PHE:CE2	3:M:816:ILE:CD1	2.27	1.17
3:M:431:LYS:HD3	3:M:601:ASP:N	1.58	1.17
1:B:87:LYS:CE	3:M:829:TRP:CZ2	2.26	1.17
3:M:431:LYS:HD3	3:M:601:ASP:N	1.58	1.17
1:B:87:LYS:CE	3:M:829:TRP:CZ2	2.26	1.17
1:B:101:PHE:CE2	3:M:816:ILE:CD1	2.27	1.17
3:M:431:LYS:HD3	3:M:601:ASP:N	1.58	1.17
3:M:431:LYS:HD3	3:M:601:ASP:N	1.58	1.17
3:M:431:LYS:HD3	3:M:601:ASP:N	1.58	1.17
1:B:101:PHE:CE2	3:M:816:ILE:CD1	2.27	1.17
1:B:87:LYS:CE	3:M:829:TRP:CZ2	2.26	1.17
3:M:431:LYS:HD3	3:M:601:ASP:N	1.58	1.17
1:B:87:LYS:CE	3:M:829:TRP:CZ2	2.26	1.17
1:B:101:PHE:CE2	3:M:816:ILE:CD1	2.27	1.17
3:M:85:TYR:HA	3:M:776:GLU:CG	1.75	1.17

Continued on next page...

Continued from previous page...

Atom-1	Atom-2	Interatomic distance (Å)	Clash overlap (Å)
3:M:506:GLU:OE2	3:M:760:PHE:CB	1.90	1.17
3:M:707:CYS:CB	3:M:712:PRO:CB	2.17	1.17
1:B:128:PHE:CE1	3:M:821:ARG:NH2	2.12	1.17
3:M:726:VAL:CG1	3:M:786:ILE:CD1	2.23	1.17
1:B:87:LYS:CE	3:M:829:TRP:CZ2	2.26	1.17
1:B:87:LYS:CE	3:M:829:TRP:CZ2	2.26	1.17
2:C:94:PHE:N	3:M:722:GLN:HG3	0.85	1.17
1:B:101:PHE:CE2	3:M:816:ILE:CD1	2.27	1.17
1:B:101:PHE:CE2	3:M:816:ILE:CD1	2.27	1.17
1:B:128:PHE:CE1	3:M:821:ARG:NH2	2.12	1.17
3:M:804:ARG:O	3:M:808:GLU:HB2	1.45	1.17
1:B:87:LYS:CE	3:M:829:TRP:CZ2	2.26	1.17
1:B:128:PHE:CE1	3:M:821:ARG:NH2	2.12	1.17
1:B:128:PHE:CE1	3:M:821:ARG:NH2	2.12	1.17
2:C:40:ASN:ND2	3:M:793:ARG:HH11	1.38	1.17
3:M:428:ALA:C	3:M:601:ASP:O	1.84	1.17
3:M:29:ASN:HB3	3:M:781:ASP:O	1.36	1.17
3:M:428:ALA:C	3:M:601:ASP:O	1.84	1.17
3:M:428:ALA:C	3:M:601:ASP:O	1.84	1.17
3:M:428:ALA:C	3:M:601:ASP:O	1.84	1.17
3:M:428:ALA:C	3:M:601:ASP:O	1.84	1.17
3:M:431:LYS:HD3	3:M:601:ASP:N	1.58	1.17
1:B:101:PHE:CE2	3:M:816:ILE:CD1	2.27	1.17
2:C:86:ASP:OD1	3:M:730:SER:CB	1.93	1.17
3:M:431:LYS:HD3	3:M:601:ASP:N	1.58	1.17
3:M:431:LYS:HD3	3:M:601:ASP:N	1.58	1.17
2:C:106:GLU:HB3	3:M:18:ARG:O	1.43	1.17
2:C:114:LEU:HD12	3:M:23:GLU:HG2	1.19	1.17
3:M:431:LYS:HD3	3:M:601:ASP:N	1.58	1.17
3:M:431:LYS:HD3	3:M:601:ASP:N	1.58	1.17
3:M:431:LYS:HD3	3:M:601:ASP:N	1.58	1.17
1:B:87:LYS:CE	3:M:829:TRP:CZ2	2.26	1.17
1:B:128:PHE:CE1	3:M:821:ARG:NH2	2.12	1.17
1:B:87:LYS:CE	3:M:829:TRP:CZ2	2.26	1.17
3:M:724:TYR:O	3:M:786:ILE:HD11	1.43	1.17
2:C:96:LYS:CD	3:M:725:ARG:CD	2.22	1.16
1:B:128:PHE:CE1	3:M:821:ARG:NH2	2.12	1.16
2:C:94:PHE:CD2	3:M:19:LYS:O	0.81	1.16
3:M:92:ALA:O	3:M:713:SER:OG	1.60	1.16
2:C:40:ASN:ND2	3:M:793:ARG:HH11	1.39	1.16
1:B:101:PHE:CE2	3:M:816:ILE:CD1	2.27	1.16

Continued on next page...

Continued from previous page...

Atom-1	Atom-2	Interatomic distance (Å)	Clash overlap (Å)
2:C:94:PHE:C	3:M:722:GLN:CG	2.09	1.16
1:B:87:LYS:CE	3:M:829:TRP:CZ2	2.27	1.16
2:C:93:VAL:HG11	3:M:726:VAL:CG2	1.74	1.16
1:B:128:PHE:CE1	3:M:821:ARG:NH2	2.12	1.16
3:M:730:SER:N	3:M:790:THR:HG21	1.61	1.16
1:B:120:LEU:O	2:C:19:ARG:NH1	1.78	1.16
1:B:128:PHE:CE1	3:M:821:ARG:NH2	2.12	1.16
3:M:86:ASP:CB	3:M:780:ASP:OD2	1.94	1.16
1:B:101:PHE:CE2	3:M:816:ILE:CD1	2.27	1.16
1:B:101:PHE:CE2	3:M:816:ILE:CD1	2.27	1.16
1:B:101:PHE:CE2	3:M:816:ILE:CD1	2.27	1.16
1:B:128:PHE:CE1	3:M:821:ARG:NH2	2.12	1.16
1:B:128:PHE:CE1	3:M:821:ARG:NH2	2.12	1.16
3:M:804:ARG:O	3:M:808:GLU:CB	1.93	1.16
3:M:149:GLN:HB3	3:M:719:ASP:OD1	0.99	1.16
3:M:149:GLN:CD	3:M:716:LEU:HD22	1.65	1.16
3:M:431:LYS:NZ	3:M:597:GLU:O	1.75	1.16
3:M:431:LYS:NZ	3:M:597:GLU:O	1.75	1.16
2:C:40:ASN:ND2	3:M:793:ARG:HH11	1.38	1.16
3:M:431:LYS:NZ	3:M:597:GLU:O	1.75	1.16
2:C:131:GLU:CB	3:M:12:GLU:CD	2.13	1.16
3:M:431:LYS:NZ	3:M:597:GLU:O	1.75	1.16
3:M:431:LYS:NZ	3:M:597:GLU:O	1.75	1.16
3:M:431:LYS:NZ	3:M:597:GLU:O	1.75	1.16
3:M:428:ALA:C	3:M:601:ASP:O	1.84	1.16
3:M:428:ALA:C	3:M:601:ASP:O	1.84	1.16
3:M:428:ALA:C	3:M:601:ASP:O	1.84	1.16
3:M:428:ALA:C	3:M:601:ASP:O	1.84	1.16
3:M:428:ALA:C	3:M:601:ASP:O	1.84	1.16
3:M:707:CYS:C	3:M:712:PRO:HA	1.57	1.16
3:M:428:ALA:C	3:M:601:ASP:O	1.84	1.16
1:B:128:PHE:CE1	3:M:821:ARG:NH2	2.12	1.16
3:M:428:ALA:C	3:M:601:ASP:O	1.84	1.16
2:C:87:PHE:CD1	3:M:730:SER:OG	1.75	1.16
3:M:726:VAL:HG13	3:M:786:ILE:HD11	1.18	1.16
3:M:428:ALA:C	3:M:601:ASP:O	1.84	1.16
3:M:431:LYS:HD3	3:M:601:ASP:N	1.58	1.16
3:M:626:TYR:HE1	3:M:647:GLN:CD	1.49	1.16
2:C:93:VAL:HG22	3:M:725:ARG:HB3	1.24	1.16
2:C:95:ASP:OD2	3:M:14:ALA:HA	1.41	1.16
3:M:23:GLU:CA	3:M:787:ILE:CD1	2.23	1.16

Continued on next page...

Continued from previous page...

Atom-1	Atom-2	Interatomic distance (Å)	Clash overlap (Å)
3:M:23:GLU:N	3:M:787:ILE:CD1	2.08	1.16
3:M:805:ARG:HA	3:M:809:ARG:H	1.01	1.16
3:M:603:LEU:CD2	3:M:647:GLN:HB3	1.74	1.16
3:M:603:LEU:CD2	3:M:647:GLN:HB3	1.74	1.16
3:M:603:LEU:CD2	3:M:647:GLN:HB3	1.74	1.16
1:B:128:PHE:CE1	3:M:821:ARG:NH2	2.12	1.16
3:M:603:LEU:CD2	3:M:647:GLN:HB3	1.74	1.16
3:M:603:LEU:CD2	3:M:647:GLN:HB3	1.74	1.16
3:M:603:LEU:CD2	3:M:647:GLN:HB3	1.74	1.16
1:B:101:PHE:CE2	3:M:816:ILE:CD1	2.27	1.16
3:M:603:LEU:CD2	3:M:647:GLN:HB3	1.74	1.16
3:M:603:LEU:CD2	3:M:647:GLN:HB3	1.74	1.16
1:B:101:PHE:CE2	3:M:816:ILE:CD1	2.27	1.16
3:M:273:SER:CB	3:M:598:LYS:HD3	1.70	1.16
1:B:87:LYS:NZ	3:M:829:TRP:NE1	1.69	1.16
3:M:273:SER:CB	3:M:598:LYS:HD3	1.70	1.16
1:B:124:GLN:HG3	2:C:17:PHE:HA	1.25	1.16
3:M:802:GLU:O	3:M:806:MET:CG	1.93	1.16
3:M:273:SER:CB	3:M:598:LYS:HD3	1.70	1.16
3:M:506:GLU:CG	3:M:764:LYS:CE	2.18	1.16
3:M:23:GLU:CG	3:M:787:ILE:HD11	1.75	1.16
3:M:273:SER:CB	3:M:598:LYS:HD3	1.70	1.16
3:M:273:SER:CB	3:M:598:LYS:HD3	1.70	1.16
2:C:89:GLU:CD	3:M:732:ILE:CD1	2.14	1.16
3:M:273:SER:CB	3:M:598:LYS:HD3	1.70	1.16
3:M:273:SER:OG	3:M:598:LYS:HD3	1.46	1.16
3:M:273:SER:OG	3:M:598:LYS:HD3	1.46	1.16
3:M:273:SER:OG	3:M:598:LYS:HD3	1.46	1.16
3:M:273:SER:OG	3:M:598:LYS:HD3	1.46	1.16
3:M:273:SER:OG	3:M:598:LYS:HD3	1.46	1.16
3:M:31:PRO:CB	3:M:785:GLU:HB2	1.75	1.16
3:M:273:SER:OG	3:M:598:LYS:HD3	1.46	1.16
3:M:273:SER:OG	3:M:598:LYS:HD3	1.46	1.16
3:M:273:SER:OG	3:M:598:LYS:HD3	1.46	1.16
3:M:273:SER:OG	3:M:598:LYS:HD3	1.46	1.16
2:C:88:VAL:CB	3:M:746:LYS:C	2.09	1.15
1:B:101:PHE:CE2	3:M:816:ILE:CD1	2.27	1.15
3:M:603:LEU:CD2	3:M:647:GLN:HG2	1.76	1.15
2:C:87:PHE:CD2	3:M:728:ASN:O	2.00	1.15
3:M:603:LEU:CD2	3:M:647:GLN:HG2	1.76	1.15
1:B:128:PHE:CE1	3:M:821:ARG:NH2	2.12	1.15
3:M:34:ALA:CB	3:M:778:MET:HG2	1.75	1.15

Continued on next page...

Continued from previous page...

Atom-1	Atom-2	Interatomic distance (Å)	Clash overlap (Å)
3:M:603:LEU:CD2	3:M:647:GLN:HG2	1.76	1.15
3:M:603:LEU:CD2	3:M:647:GLN:HG2	1.76	1.15
1:B:101:PHE:CE2	3:M:816:ILE:CD1	2.27	1.15
3:M:603:LEU:CD2	3:M:647:GLN:HG2	1.76	1.15
1:B:101:PHE:CE2	3:M:816:ILE:CD1	2.27	1.15
2:C:96:LYS:HZ3	3:M:725:ARG:CG	1.58	1.15
3:M:777:GLU:O	3:M:781:ASP:N	1.79	1.15
2:C:97:GLU:HA	3:M:146:LYS:NZ	1.62	1.15
3:M:25:ILE:HG21	3:M:785:GLU:HB2	1.20	1.15
1:B:87:LYS:NZ	3:M:829:TRP:NE1	1.69	1.15
2:C:92:ARG:HD3	3:M:736:GLN:NE2	1.61	1.15
2:C:139:TYR:HE1	3:M:722:GLN:NE2	1.26	1.15
1:B:101:PHE:CE2	3:M:816:ILE:CD1	2.27	1.15
3:M:503:TYR:HE1	3:M:714:ARG:CZ	1.59	1.15
2:C:89:GLU:CA	3:M:725:ARG:CZ	2.25	1.15
3:M:506:GLU:HG2	3:M:766:PHE:HE1	1.07	1.15
3:M:603:LEU:CD2	3:M:647:GLN:HG2	1.76	1.15
3:M:626:TYR:HE1	3:M:647:GLN:CD	1.49	1.15
3:M:603:LEU:CD2	3:M:647:GLN:HG2	1.76	1.15
3:M:626:TYR:HE1	3:M:647:GLN:CD	1.49	1.15
2:C:93:VAL:HG11	3:M:726:VAL:HG23	1.16	1.15
3:M:603:LEU:CD2	3:M:647:GLN:HG2	1.76	1.15
3:M:626:TYR:HE1	3:M:647:GLN:CD	1.49	1.15
2:C:131:GLU:CB	3:M:12:GLU:OE1	1.94	1.15
3:M:84:LYS:CB	3:M:778:MET:N	2.09	1.15
3:M:499:GLU:CD	3:M:714:ARG:CZ	2.15	1.15
3:M:603:LEU:CD2	3:M:647:GLN:HG2	1.76	1.15
3:M:626:TYR:HE1	3:M:647:GLN:CD	1.49	1.15
3:M:603:LEU:CD2	3:M:647:GLN:HG2	1.76	1.15
3:M:626:TYR:HE1	3:M:647:GLN:CD	1.49	1.15
3:M:603:LEU:CD2	3:M:647:GLN:HG2	1.76	1.15
3:M:626:TYR:HE1	3:M:647:GLN:CD	1.49	1.15
3:M:603:LEU:CD2	3:M:647:GLN:HG2	1.76	1.15
3:M:626:TYR:HE1	3:M:647:GLN:CD	1.49	1.15
3:M:603:LEU:CD2	3:M:647:GLN:HG2	1.76	1.15
3:M:626:TYR:HE1	3:M:647:GLN:CD	1.49	1.15
3:M:603:LEU:CD2	3:M:647:GLN:HG2	1.76	1.15
3:M:626:TYR:HE1	3:M:647:GLN:CD	1.49	1.15
3:M:83:PRO:HD2	3:M:777:GLU:CG	1.74	1.15
3:M:603:LEU:CD2	3:M:647:GLN:HG2	1.76	1.15
3:M:626:TYR:HE1	3:M:647:GLN:CD	1.49	1.15

Continued on next page...

Continued from previous page...

Atom-1	Atom-2	Interatomic distance (Å)	Clash overlap (Å)
3:M:85:TYR:CZ	3:M:720:PHE:CE1	2.33	1.15
3:M:603:LEU:CD2	3:M:647:GLN:HG2	1.76	1.15
3:M:626:TYR:HE1	3:M:647:GLN:CD	1.49	1.15
3:M:603:LEU:CD2	3:M:647:GLN:HG2	1.76	1.15
3:M:626:TYR:HE1	3:M:647:GLN:CD	1.49	1.15
3:M:603:LEU:CD2	3:M:647:GLN:HG2	1.76	1.15
3:M:626:TYR:HE1	3:M:647:GLN:CD	1.49	1.15
3:M:603:LEU:CD2	3:M:647:GLN:HG2	1.76	1.15
3:M:626:TYR:HE1	3:M:647:GLN:CD	1.49	1.15
2:C:93:VAL:CB	3:M:724:TYR:CA	2.18	1.15
3:M:603:LEU:CD2	3:M:647:GLN:HG2	1.76	1.15
2:C:110:VAL:CG1	3:M:20:SER:HB3	1.75	1.15
3:M:25:ILE:HG23	3:M:781:ASP:O	1.46	1.15
3:M:82:PRO:HB2	3:M:777:GLU:CD	1.66	1.15
2:C:114:LEU:CG	3:M:26:GLU:HB2	1.76	1.15
2:C:96:LYS:HB3	3:M:24:ARG:HB2	1.18	1.15
1:B:101:PHE:CE2	3:M:816:ILE:CD1	2.27	1.15
3:M:507:GLY:CA	3:M:764:LYS:CE	2.24	1.15
2:C:139:TYR:OH	3:M:725:ARG:HB2	1.43	1.15
3:M:273:SER:CB	3:M:598:LYS:HD3	1.70	1.15
3:M:273:SER:CB	3:M:598:LYS:HD3	1.70	1.15
3:M:273:SER:OG	3:M:598:LYS:HD3	1.45	1.15
3:M:273:SER:CB	3:M:598:LYS:HD3	1.70	1.15
3:M:273:SER:CB	3:M:598:LYS:HD3	1.70	1.15
3:M:273:SER:OG	3:M:598:LYS:HD3	1.45	1.15
3:M:273:SER:CB	3:M:598:LYS:HD3	1.70	1.15
3:M:273:SER:CB	3:M:598:LYS:HD3	1.70	1.15
3:M:273:SER:OG	3:M:598:LYS:HD3	1.45	1.15
3:M:273:SER:CB	3:M:598:LYS:HD3	1.70	1.15
3:M:273:SER:CB	3:M:598:LYS:HD3	1.70	1.15
3:M:273:SER:OG	3:M:598:LYS:HD3	1.45	1.15
3:M:273:SER:OG	3:M:598:LYS:HD3	1.45	1.15
3:M:273:SER:CB	3:M:598:LYS:HD3	1.70	1.15
2:C:92:ARG:CZ	3:M:746:LYS:N	2.09	1.14
3:M:273:SER:CB	3:M:598:LYS:HD3	1.69	1.14
3:M:803:TYR:CE1	3:M:807:VAL:HG13	1.82	1.14
3:M:626:TYR:HE1	3:M:647:GLN:CD	1.49	1.14
2:C:94:PHE:CA	3:M:722:GLN:CG	2.25	1.14
3:M:84:LYS:CE	3:M:775:LEU:CB	2.25	1.14
3:M:626:TYR:HE1	3:M:647:GLN:CD	1.49	1.14
3:M:626:TYR:HE1	3:M:647:GLN:CD	1.49	1.14
3:M:626:TYR:HE1	3:M:647:GLN:CD	1.49	1.14

Continued on next page...

Continued from previous page...

Atom-1	Atom-2	Interatomic distance (Å)	Clash overlap (Å)
3:M:626:TYR:HE1	3:M:647:GLN:CD	1.49	1.14
2:C:89:GLU:CG	3:M:725:ARG:NH2	2.09	1.14
2:C:92:ARG:N	3:M:747:LEU:CD1	1.96	1.14
3:M:265:ILE:O	3:M:442:VAL:HG12	1.47	1.14
3:M:273:SER:OG	3:M:598:LYS:HD3	1.46	1.14
2:C:86:ASP:HA	3:M:729:ALA:C	1.68	1.14
3:M:265:ILE:O	3:M:442:VAL:HG12	1.47	1.14
3:M:273:SER:OG	3:M:598:LYS:HD3	1.46	1.14
3:M:428:ALA:C	3:M:601:ASP:O	1.84	1.14
2:C:93:VAL:O	3:M:722:GLN:O	1.62	1.14
3:M:265:ILE:O	3:M:442:VAL:HG12	1.47	1.14
3:M:273:SER:OG	3:M:598:LYS:HD3	1.46	1.14
2:C:102:VAL:HG12	3:M:14:ALA:CB	1.78	1.14
3:M:265:ILE:O	3:M:442:VAL:HG12	1.47	1.14
3:M:273:SER:OG	3:M:598:LYS:HD3	1.46	1.14
3:M:265:ILE:O	3:M:442:VAL:HG12	1.47	1.14
3:M:273:SER:OG	3:M:598:LYS:HD3	1.46	1.14
3:M:265:ILE:O	3:M:442:VAL:HG12	1.47	1.14
3:M:273:SER:OG	3:M:598:LYS:HD3	1.46	1.14
2:C:95:ASP:N	3:M:722:GLN:CD	1.91	1.14
3:M:726:VAL:CG1	3:M:786:ILE:CD1	2.24	1.14
2:C:143:VAL:C	3:M:733:PRO:HD2	1.56	1.14
2:C:86:ASP:O	3:M:729:ALA:HB3	1.45	1.14
3:M:429:LEU:N	3:M:601:ASP:O	1.81	1.14
3:M:21:GLU:O	3:M:786:ILE:HB	0.97	1.14
2:C:100:GLY:C	3:M:22:LYS:CE	2.16	1.14
2:C:96:LYS:CA	3:M:721:LYS:N	1.96	1.14
3:M:428:ALA:C	3:M:601:ASP:O	1.84	1.14
2:C:86:ASP:HA	3:M:730:SER:N	0.84	1.14
3:M:428:ALA:C	3:M:601:ASP:O	1.84	1.14
3:M:428:ALA:C	3:M:601:ASP:O	1.84	1.14
3:M:428:ALA:C	3:M:601:ASP:O	1.84	1.14
3:M:707:CYS:O	3:M:712:PRO:HD3	1.48	1.14
3:M:428:ALA:C	3:M:601:ASP:O	1.84	1.14
3:M:428:ALA:C	3:M:601:ASP:O	1.84	1.14
1:B:87:LYS:CD	3:M:829:TRP:CZ2	2.31	1.14
3:M:273:SER:HB3	3:M:598:LYS:CE	1.78	1.14
2:C:94:PHE:O	3:M:24:ARG:CZ	1.95	1.14
2:C:87:PHE:CD1	3:M:730:SER:OG	1.75	1.14
3:M:273:SER:HB3	3:M:598:LYS:CE	1.78	1.14
3:M:82:PRO:HG2	3:M:724:TYR:CE1	1.80	1.14

Continued on next page...

Continued from previous page...

Atom-1	Atom-2	Interatomic distance (Å)	Clash overlap (Å)
1:B:87:LYS:CD	3:M:829:TRP:CZ2	2.31	1.14
3:M:273:SER:HB3	3:M:598:LYS:CE	1.78	1.14
1:B:87:LYS:CD	3:M:829:TRP:CZ2	2.31	1.14
3:M:273:SER:HB3	3:M:598:LYS:CE	1.78	1.14
3:M:273:SER:HB3	3:M:598:LYS:CE	1.78	1.14
2:C:96:LYS:HZ3	3:M:725:ARG:HG3	1.04	1.14
2:C:139:TYR:OH	3:M:725:ARG:CG	1.95	1.14
3:M:273:SER:OG	3:M:598:LYS:HD3	1.45	1.14
2:C:137:ILE:CG1	3:M:11:GLY:C	2.15	1.14
3:M:25:ILE:HG22	3:M:785:GLU:H	1.00	1.14
3:M:509:GLU:HG3	3:M:764:LYS:NZ	1.37	1.14
1:B:87:LYS:CD	3:M:829:TRP:CZ2	2.31	1.14
2:C:94:PHE:CZ	3:M:22:LYS:HA	1.82	1.14
3:M:726:VAL:HG13	3:M:786:ILE:HD12	1.20	1.14
2:C:96:LYS:NZ	3:M:725:ARG:CG	2.09	1.14
3:M:726:VAL:CG1	3:M:786:ILE:HD11	1.70	1.14
2:C:86:ASP:CG	3:M:730:SER:CB	2.15	1.13
1:B:87:LYS:CD	3:M:829:TRP:CZ2	2.31	1.13
2:C:103:MET:CB	3:M:13:ALA:CA	1.87	1.13
3:M:707:CYS:SG	3:M:712:PRO:C	2.25	1.13
1:B:87:LYS:CD	3:M:829:TRP:CZ2	2.31	1.13
3:M:273:SER:HB3	3:M:598:LYS:CE	1.78	1.13
3:M:273:SER:HB3	3:M:598:LYS:CE	1.78	1.13
3:M:709:LYS:C	3:M:710:GLY:HA2	1.66	1.13
2:C:149:VAL:HG11	3:M:800:ARG:HB3	1.31	1.13
3:M:273:SER:HB3	3:M:598:LYS:CE	1.78	1.13
3:M:273:SER:HB3	3:M:598:LYS:CE	1.78	1.13
3:M:510:TRP:CH2	3:M:711:PHE:HE2	1.40	1.13
3:M:727:LEU:HD21	3:M:782:LYS:CB	1.77	1.13
3:M:85:TYR:N	3:M:724:TYR:CE2	1.97	1.13
3:M:273:SER:HB3	3:M:598:LYS:CE	1.78	1.13
3:M:273:SER:HB3	3:M:598:LYS:CE	1.78	1.13
3:M:273:SER:HB3	3:M:598:LYS:CE	1.78	1.13
3:M:273:SER:HB3	3:M:598:LYS:CE	1.78	1.13
2:C:92:ARG:H	3:M:725:ARG:CD	1.48	1.13
3:M:429:LEU:N	3:M:601:ASP:O	1.81	1.13
3:M:429:LEU:N	3:M:601:ASP:O	1.81	1.13
3:M:429:LEU:N	3:M:601:ASP:O	1.81	1.13
3:M:429:LEU:N	3:M:601:ASP:O	1.81	1.13
1:B:87:LYS:CD	3:M:829:TRP:CZ2	2.31	1.13
3:M:429:LEU:N	3:M:601:ASP:O	1.81	1.13

Continued on next page...

Continued from previous page...

Atom-1	Atom-2	Interatomic distance (Å)	Clash overlap (Å)
1:B:87:LYS:CD	3:M:829:TRP:CZ2	2.31	1.13
3:M:429:LEU:N	3:M:601:ASP:O	1.81	1.13
3:M:429:LEU:N	3:M:601:ASP:O	1.81	1.13
3:M:727:LEU:HD21	3:M:782:LYS:CB	1.77	1.13
1:B:87:LYS:CD	3:M:829:TRP:CZ2	2.31	1.13
3:M:429:LEU:N	3:M:601:ASP:O	1.81	1.13
2:C:92:ARG:NH2	3:M:746:LYS:H	1.45	1.13
2:C:101:THR:O	3:M:721:LYS:CD	1.95	1.13
3:M:429:LEU:N	3:M:601:ASP:O	1.81	1.13
3:M:774:LEU:O	3:M:782:LYS:HD2	1.43	1.13
3:M:429:LEU:N	3:M:601:ASP:O	1.81	1.13
3:M:429:LEU:N	3:M:601:ASP:O	1.81	1.13
3:M:429:LEU:N	3:M:601:ASP:O	1.81	1.13
3:M:429:LEU:N	3:M:601:ASP:O	1.81	1.13
3:M:429:LEU:N	3:M:601:ASP:O	1.81	1.13
3:M:273:SER:CB	3:M:598:LYS:CG	2.22	1.13
3:M:273:SER:CB	3:M:598:LYS:CG	2.22	1.13
3:M:273:SER:CB	3:M:598:LYS:CE	2.27	1.13
3:M:273:SER:CB	3:M:598:LYS:CG	2.22	1.13
3:M:273:SER:CB	3:M:598:LYS:CG	2.22	1.13
3:M:273:SER:CB	3:M:598:LYS:CE	2.27	1.13
2:C:96:LYS:CA	3:M:20:SER:O	1.70	1.13
3:M:29:ASN:OD1	3:M:725:ARG:CG	1.96	1.13
3:M:273:SER:CB	3:M:598:LYS:CG	2.22	1.13
3:M:273:SER:CB	3:M:598:LYS:CE	2.27	1.13
3:M:273:SER:CB	3:M:598:LYS:CG	2.22	1.13
3:M:273:SER:CB	3:M:598:LYS:CG	2.22	1.13
3:M:273:SER:CB	3:M:598:LYS:CG	2.22	1.13
3:M:273:SER:CB	3:M:598:LYS:CE	2.27	1.13
3:M:729:ALA:HB3	3:M:790:THR:OG1	0.96	1.13
3:M:273:SER:CB	3:M:598:LYS:CE	2.27	1.13
3:M:273:SER:CB	3:M:598:LYS:CG	2.22	1.13
3:M:273:SER:CB	3:M:598:LYS:CE	2.27	1.13
1:B:87:LYS:CD	3:M:829:TRP:CZ2	2.31	1.13
3:M:273:SER:CB	3:M:598:LYS:CE	2.27	1.13
3:M:265:ILE:O	3:M:442:VAL:HG12	1.47	1.13
3:M:273:SER:CB	3:M:598:LYS:CE	2.27	1.13
3:M:273:SER:CB	3:M:598:LYS:CE	2.27	1.13
3:M:273:SER:CB	3:M:598:LYS:CE	2.27	1.13
3:M:273:SER:CB	3:M:598:LYS:CE	2.27	1.13
3:M:273:SER:CB	3:M:598:LYS:CE	2.27	1.13
3:M:273:SER:CB	3:M:598:LYS:CE	2.27	1.13
3:M:273:SER:CB	3:M:598:LYS:CE	2.27	1.13

Continued on next page...

Continued from previous page...

Atom-1	Atom-2	Interatomic distance (Å)	Clash overlap (Å)
3:M:429:LEU:N	3:M:601:ASP:O	1.81	1.13
3:M:510:TRP:CB	3:M:714:ARG:NH2	2.01	1.13
3:M:273:SER:CB	3:M:598:LYS:CE	2.27	1.13
2:C:97:GLU:OE1	3:M:6:GLU:CB	1.82	1.13
3:M:273:SER:CB	3:M:598:LYS:CE	2.27	1.13
3:M:499:GLU:OE2	3:M:714:ARG:NH2	1.80	1.13
3:M:429:LEU:N	3:M:601:ASP:O	1.81	1.13
3:M:86:ASP:HB2	3:M:779:ARG:NH2	1.62	1.13
3:M:273:SER:CB	3:M:598:LYS:CE	2.27	1.13
3:M:429:LEU:N	3:M:601:ASP:O	1.81	1.13
3:M:273:SER:CB	3:M:598:LYS:CE	2.27	1.13
1:B:87:LYS:CD	3:M:829:TRP:CZ2	2.31	1.13
3:M:273:SER:CB	3:M:598:LYS:CE	2.27	1.13
3:M:429:LEU:N	3:M:601:ASP:O	1.81	1.13
3:M:429:LEU:N	3:M:601:ASP:O	1.81	1.13
3:M:273:SER:CB	3:M:598:LYS:CE	2.27	1.13
2:C:92:ARG:NH2	3:M:745:GLU:CB	1.80	1.12
1:B:87:LYS:CD	3:M:829:TRP:CZ2	2.31	1.13
1:B:87:LYS:CD	3:M:829:TRP:CZ2	2.31	1.13
2:C:143:VAL:CG1	3:M:732:ILE:CB	2.27	1.12
3:M:508:ILE:HD11	3:M:714:ARG:CD	1.76	1.13
2:C:87:PHE:CD2	3:M:728:ASN:O	2.00	1.13
2:C:149:VAL:HG11	3:M:800:ARG:HB3	1.31	1.12
1:B:87:LYS:CD	3:M:829:TRP:CZ2	2.31	1.12
2:C:149:VAL:HG11	3:M:800:ARG:HB3	1.31	1.12
2:C:95:ASP:OD2	3:M:14:ALA:CA	1.95	1.12
3:M:28:GLN:HB3	3:M:777:GLU:O	1.44	1.12
1:B:87:LYS:CD	3:M:829:TRP:CZ2	2.31	1.12
3:M:805:ARG:CA	3:M:809:ARG:H	1.63	1.12
2:C:93:VAL:HG11	3:M:726:VAL:CG2	1.78	1.12
3:M:273:SER:CB	3:M:598:LYS:CG	2.22	1.12
3:M:602:PRO:CD	3:M:648:THR:HB	1.79	1.12
3:M:708:ARG:HA	3:M:712:PRO:HG3	1.32	1.12
2:C:87:PHE:N	3:M:731:ALA:N	1.67	1.12
3:M:273:SER:CB	3:M:598:LYS:CG	2.22	1.12
3:M:602:PRO:CD	3:M:648:THR:HB	1.79	1.12
3:M:273:SER:CB	3:M:598:LYS:CG	2.22	1.12
3:M:602:PRO:CD	3:M:648:THR:HB	1.79	1.12
3:M:273:SER:CB	3:M:598:LYS:CG	2.22	1.12
3:M:602:PRO:CD	3:M:648:THR:HB	1.79	1.12
3:M:273:SER:CB	3:M:598:LYS:CG	2.22	1.12

Continued on next page...

Continued from previous page...

Atom-1	Atom-2	Interatomic distance (Å)	Clash overlap (Å)
3:M:602:PRO:CD	3:M:648:THR:HB	1.79	1.12
1:B:87:LYS:CD	3:M:829:TRP:CZ2	2.31	1.12
2:C:139:TYR:OH	3:M:725:ARG:CB	1.97	1.12
3:M:273:SER:HB3	3:M:598:LYS:CE	1.78	1.12
3:M:273:SER:HB3	3:M:598:LYS:CE	1.78	1.12
3:M:602:PRO:CD	3:M:648:THR:HB	1.78	1.12
3:M:273:SER:HB3	3:M:598:LYS:CE	1.78	1.12
2:C:110:VAL:CG1	3:M:20:SER:CB	2.27	1.12
3:M:273:SER:HB3	3:M:598:LYS:CE	1.78	1.12
3:M:273:SER:HB3	3:M:598:LYS:CE	1.78	1.12
3:M:273:SER:HB3	3:M:598:LYS:CE	1.78	1.12
3:M:602:PRO:CD	3:M:648:THR:HB	1.79	1.12
3:M:602:PRO:CD	3:M:648:THR:HB	1.79	1.12
3:M:265:ILE:O	3:M:442:VAL:HG12	1.47	1.12
3:M:602:PRO:CD	3:M:648:THR:HB	1.79	1.12
3:M:602:PRO:CD	3:M:648:THR:HB	1.79	1.12
3:M:265:ILE:O	3:M:442:VAL:HG12	1.47	1.12
2:C:93:VAL:HG11	3:M:726:VAL:HG21	1.31	1.12
2:C:93:VAL:O	3:M:27:ALA:CB	1.89	1.12
2:C:96:LYS:CA	3:M:24:ARG:HB2	1.76	1.12
3:M:602:PRO:CD	3:M:648:THR:HB	1.79	1.12
3:M:707:CYS:O	3:M:712:PRO:CD	1.97	1.12
3:M:265:ILE:O	3:M:442:VAL:HG12	1.47	1.12
3:M:510:TRP:CD2	3:M:711:PHE:CD2	2.09	1.12
3:M:602:PRO:CD	3:M:648:THR:HB	1.79	1.12
3:M:602:PRO:CD	3:M:648:THR:HB	1.79	1.12
3:M:265:ILE:O	3:M:442:VAL:HG12	1.47	1.12
3:M:265:ILE:O	3:M:442:VAL:HG12	1.47	1.12
3:M:602:PRO:CD	3:M:648:THR:HB	1.79	1.12
3:M:273:SER:HB3	3:M:598:LYS:CE	1.78	1.12
3:M:273:SER:CB	3:M:598:LYS:CE	2.27	1.12
2:C:93:VAL:C	3:M:24:ARG:NH2	2.03	1.12
3:M:707:CYS:SG	3:M:712:PRO:O	2.07	1.12
3:M:510:TRP:CZ3	3:M:711:PHE:HE2	1.52	1.12
3:M:510:TRP:CE3	3:M:711:PHE:CE2	2.29	1.12
1:B:87:LYS:CD	3:M:829:TRP:CZ2	2.31	1.12
2:C:97:GLU:CA	3:M:718:ALA:CB	2.25	1.12
2:C:114:LEU:HD13	3:M:26:GLU:CB	1.77	1.12
3:M:93:MET:CB	3:M:772:LEU:CD2	2.27	1.12
1:B:87:LYS:CD	3:M:829:TRP:CZ2	2.31	1.12
2:C:96:LYS:CD	3:M:721:LYS:HG2	1.79	1.12

Continued on next page...

Continued from previous page...

Atom-1	Atom-2	Interatomic distance (Å)	Clash overlap (Å)
3:M:273:SER:CB	3:M:598:LYS:CG	2.22	1.12
3:M:273:SER:CB	3:M:598:LYS:CG	2.22	1.12
3:M:726:VAL:HG11	3:M:783:LEU:HG	1.30	1.12
1:B:87:LYS:CD	3:M:829:TRP:CZ2	2.31	1.12
3:M:273:SER:CB	3:M:598:LYS:CG	2.22	1.12
2:C:16:LEU:HD11	3:M:810:ARG:NE	1.55	1.12
3:M:95:THR:OG1	3:M:769:ALA:O	1.63	1.12
3:M:273:SER:CB	3:M:598:LYS:CG	2.22	1.12
3:M:273:SER:CB	3:M:598:LYS:CG	2.22	1.12
3:M:273:SER:CB	3:M:598:LYS:CG	2.22	1.12
3:M:273:SER:CB	3:M:598:LYS:HD3	1.70	1.12
2:C:114:LEU:CA	3:M:26:GLU:OE1	1.97	1.12
3:M:25:ILE:CG2	3:M:783:LEU:HG	1.74	1.12
3:M:273:SER:CB	3:M:598:LYS:HD3	1.70	1.12
3:M:97:LEU:HD11	3:M:713:SER:CB	1.79	1.12
2:C:149:VAL:CG2	3:M:797:PHE:CD1	2.33	1.12
3:M:273:SER:CB	3:M:598:LYS:HD3	1.70	1.12
2:C:149:VAL:CG2	3:M:797:PHE:CD1	2.33	1.12
3:M:273:SER:CB	3:M:598:LYS:HD3	1.70	1.12
1:B:87:LYS:CD	3:M:829:TRP:CZ2	2.31	1.12
2:C:149:VAL:CG2	3:M:797:PHE:CD1	2.33	1.12
3:M:273:SER:CB	3:M:598:LYS:HD3	1.70	1.12
3:M:503:TYR:CE1	3:M:714:ARG:CZ	2.33	1.12
3:M:508:ILE:HG23	3:M:714:ARG:HB3	1.25	1.12
2:C:145:HIS:ND1	3:M:733:PRO:CB	2.13	1.11
3:M:271:GLU:CG	3:M:476:GLU:HG2	1.80	1.11
2:C:149:VAL:CG2	3:M:797:PHE:CD1	2.33	1.11
3:M:271:GLU:CG	3:M:476:GLU:HG2	1.80	1.11
3:M:271:GLU:CG	3:M:476:GLU:HG2	1.80	1.11
2:C:96:LYS:HE3	3:M:6:GLU:HG3	1.23	1.11
3:M:271:GLU:CG	3:M:476:GLU:HG2	1.80	1.11
3:M:271:GLU:CG	3:M:476:GLU:HG2	1.80	1.11
2:C:93:VAL:CG1	3:M:726:VAL:HG23	1.78	1.11
3:M:271:GLU:CG	3:M:476:GLU:HG2	1.80	1.11
2:C:149:VAL:HG11	3:M:800:ARG:HB3	1.31	1.11
3:M:602:PRO:N	3:M:648:THR:HB	1.65	1.11
3:M:602:PRO:N	3:M:648:THR:HB	1.65	1.11
3:M:602:PRO:N	3:M:648:THR:HB	1.65	1.11
2:C:93:VAL:HG11	3:M:726:VAL:HG21	1.31	1.11
2:C:114:LEU:HB2	3:M:26:GLU:CB	1.71	1.11
3:M:602:PRO:N	3:M:648:THR:HB	1.65	1.11

Continued on next page...

Continued from previous page...

Atom-1	Atom-2	Interatomic distance (Å)	Clash overlap (Å)
3:M:729:ALA:HB3	3:M:790:THR:OG1	0.96	1.11
3:M:779:ARG:O	3:M:780:ASP:O	1.67	1.11
2:C:100:GLY:O	3:M:22:LYS:HE2	1.48	1.11
2:C:149:VAL:CG2	3:M:797:PHE:CD1	2.33	1.11
3:M:29:ASN:OD1	3:M:725:ARG:CB	1.98	1.11
3:M:602:PRO:N	3:M:648:THR:HB	1.65	1.11
3:M:602:PRO:N	3:M:648:THR:HB	1.65	1.11
3:M:602:PRO:N	3:M:648:THR:HB	1.65	1.11
3:M:602:PRO:N	3:M:648:THR:HB	1.65	1.11
3:M:602:PRO:CD	3:M:648:THR:HB	1.79	1.11
3:M:602:PRO:CD	3:M:648:THR:HB	1.79	1.11
3:M:602:PRO:CD	3:M:648:THR:HB	1.79	1.11
2:C:131:GLU:HB2	3:M:12:GLU:CD	1.70	1.11
2:C:149:VAL:CG2	3:M:797:PHE:CD1	2.33	1.11
3:M:23:GLU:CB	3:M:787:ILE:HD11	1.79	1.11
3:M:602:PRO:CD	3:M:648:THR:HB	1.79	1.11
3:M:602:PRO:CD	3:M:648:THR:HB	1.79	1.11
3:M:602:PRO:CD	3:M:648:THR:HB	1.79	1.11
3:M:265:ILE:O	3:M:442:VAL:HG12	1.47	1.11
3:M:265:ILE:O	3:M:442:VAL:HG12	1.47	1.11
2:C:93:VAL:CG1	3:M:724:TYR:N	2.02	1.11
2:C:93:VAL:HG12	3:M:723:ARG:C	1.52	1.11
2:C:139:TYR:CE1	3:M:722:GLN:NE2	1.91	1.11
3:M:265:ILE:O	3:M:442:VAL:HG12	1.47	1.11
2:C:114:LEU:HD13	3:M:26:GLU:HB2	1.19	1.11
2:C:149:VAL:CG2	3:M:797:PHE:CD1	2.33	1.11
3:M:265:ILE:O	3:M:442:VAL:HG12	1.47	1.11
3:M:506:GLU:HG3	3:M:760:PHE:O	0.95	1.11
2:C:149:VAL:HG11	3:M:800:ARG:HB3	1.31	1.11
3:M:265:ILE:O	3:M:442:VAL:HG12	1.47	1.11
3:M:265:ILE:O	3:M:442:VAL:HG12	1.47	1.11
3:M:265:ILE:O	3:M:442:VAL:HG12	1.47	1.11
2:C:93:VAL:HG13	3:M:724:TYR:CD2	1.81	1.11
3:M:265:ILE:O	3:M:442:VAL:HG12	1.47	1.11
3:M:726:VAL:O	3:M:786:ILE:CG1	1.88	1.11
2:C:96:LYS:CD	3:M:725:ARG:HD2	1.80	1.11
2:C:149:VAL:CG2	3:M:797:PHE:CD1	2.33	1.11
2:C:89:GLU:OE1	3:M:732:ILE:CD1	1.98	1.11
3:M:602:PRO:N	3:M:648:THR:HB	1.65	1.11
3:M:83:PRO:HD2	3:M:777:GLU:HG3	1.28	1.11
3:M:602:PRO:N	3:M:648:THR:HB	1.65	1.11

Continued on next page...

Continued from previous page...

Atom-1	Atom-2	Interatomic distance (Å)	Clash overlap (Å)
3:M:89:GLU:HB2	3:M:719:ASP:OD2	1.46	1.11
3:M:602:PRO:N	3:M:648:THR:HB	1.65	1.11
3:M:602:PRO:N	3:M:648:THR:HB	1.65	1.11
3:M:602:PRO:N	3:M:648:THR:HB	1.65	1.11
3:M:421:GLN:HG2	3:M:543:PRO:O	0.94	1.11
2:C:96:LYS:O	3:M:718:ALA:HB1	1.49	1.11
3:M:421:GLN:HG2	3:M:543:PRO:O	0.94	1.11
3:M:421:GLN:HG2	3:M:543:PRO:O	0.94	1.11
3:M:421:GLN:HG2	3:M:543:PRO:O	0.94	1.11
3:M:421:GLN:HG2	3:M:543:PRO:O	0.94	1.11
3:M:421:GLN:HG2	3:M:543:PRO:O	0.94	1.11
2:C:92:ARG:HD3	3:M:725:ARG:NH2	1.65	1.11
2:C:94:PHE:O	3:M:24:ARG:NH2	1.82	1.11
3:M:31:PRO:CD	3:M:786:ILE:HG13	1.81	1.11
2:C:149:VAL:HG11	3:M:800:ARG:HB3	1.31	1.11
2:C:149:VAL:CG2	3:M:797:PHE:CD1	2.33	1.11
2:C:88:VAL:CB	3:M:746:LYS:O	1.98	1.11
2:C:88:VAL:HA	3:M:731:ALA:HB3	1.23	1.11
2:C:93:VAL:CG2	3:M:724:TYR:CB	2.27	1.11
3:M:626:TYR:HE1	3:M:647:GLN:OE1	1.33	1.11
3:M:626:TYR:HE1	3:M:647:GLN:OE1	1.33	1.11
3:M:271:GLU:CG	3:M:476:GLU:HG2	1.80	1.11
3:M:626:TYR:HE1	3:M:647:GLN:OE1	1.33	1.11
3:M:626:TYR:HE1	3:M:647:GLN:OE1	1.33	1.11
3:M:626:TYR:HE1	3:M:647:GLN:OE1	1.33	1.11
3:M:626:TYR:HE1	3:M:647:GLN:OE1	1.33	1.11
3:M:805:ARG:HA	3:M:809:ARG:N	1.66	1.11
2:C:149:VAL:CG2	3:M:797:PHE:CD1	2.33	1.11
3:M:626:TYR:HE1	3:M:647:GLN:OE1	1.33	1.11
3:M:421:GLN:HG2	3:M:543:PRO:O	0.94	1.11
2:C:93:VAL:HG13	3:M:724:TYR:CD2	1.81	1.11
3:M:421:GLN:HG2	3:M:543:PRO:O	0.94	1.11
2:C:139:TYR:CG	3:M:26:GLU:OE2	2.04	1.11
3:M:95:THR:OG1	3:M:771:LEU:HD23	1.20	1.11
3:M:421:GLN:HG2	3:M:543:PRO:O	0.94	1.11
2:C:149:VAL:CG2	3:M:797:PHE:CD1	2.33	1.11
3:M:421:GLN:HG2	3:M:543:PRO:O	0.94	1.11
3:M:421:GLN:HG2	3:M:543:PRO:O	0.94	1.11
2:C:140:GLU:OE1	3:M:742:LYS:CG	1.98	1.10
3:M:728:ASN:HA	3:M:790:THR:OG1	1.49	1.10
2:C:93:VAL:O	3:M:722:GLN:HG3	1.51	1.10
2:C:103:MET:SD	3:M:10:PHE:HB3	1.90	1.10

Continued on next page...

Continued from previous page...

Atom-1	Atom-2	Interatomic distance (Å)	Clash overlap (Å)
2:C:149:VAL:CG2	3:M:797:PHE:CD1	2.33	1.10
2:C:98:GLY:H	3:M:718:ALA:CB	1.64	1.10
2:C:143:VAL:HG13	3:M:732:ILE:CD1	1.81	1.10
3:M:31:PRO:HD2	3:M:786:ILE:HG13	1.17	1.10
3:M:779:ARG:O	3:M:780:ASP:O	1.67	1.10
3:M:730:SER:N	3:M:790:THR:CG2	2.13	1.10
3:M:273:SER:CB	3:M:598:LYS:CG	2.22	1.10
2:C:103:MET:CG	3:M:10:PHE:HB3	1.80	1.10
2:C:149:VAL:CG2	3:M:797:PHE:CD1	2.33	1.10
2:C:17:PHE:CE2	3:M:806:MET:SD	2.44	1.10
2:C:149:VAL:CG2	3:M:797:PHE:CD1	2.33	1.10
3:M:273:SER:CB	3:M:598:LYS:HG2	1.82	1.10
1:B:87:LYS:CD	3:M:829:TRP:CE2	2.35	1.10
2:C:89:GLU:H	3:M:732:ILE:CD1	1.63	1.10
3:M:273:SER:CB	3:M:598:LYS:HG2	1.82	1.10
3:M:421:GLN:HG2	3:M:543:PRO:O	0.94	1.10
3:M:709:LYS:C	3:M:710:GLY:HA2	1.71	1.10
2:C:149:VAL:CG2	3:M:797:PHE:CD1	2.33	1.10
3:M:273:SER:CB	3:M:598:LYS:HG2	1.82	1.10
2:C:136:CYS:CA	3:M:12:GLU:H	1.63	1.10
3:M:273:SER:CB	3:M:598:LYS:HG2	1.82	1.10
3:M:273:SER:CB	3:M:598:LYS:HG2	1.82	1.10
2:C:96:LYS:HD2	3:M:722:GLN:CA	1.81	1.10
3:M:273:SER:CB	3:M:598:LYS:HG2	1.82	1.10
3:M:273:SER:CB	3:M:598:LYS:HG2	1.82	1.10
2:C:149:VAL:CG2	3:M:797:PHE:CD1	2.33	1.10
3:M:273:SER:CB	3:M:598:LYS:HG2	1.82	1.10
2:C:105:ALA:HB2	3:M:21:GLU:HG3	1.15	1.10
3:M:273:SER:CB	3:M:598:LYS:HG2	1.82	1.10
3:M:82:PRO:CG	3:M:774:LEU:HA	1.80	1.10
3:M:273:SER:CB	3:M:598:LYS:HG2	1.82	1.10
2:C:149:VAL:CG2	3:M:797:PHE:CD1	2.33	1.10
3:M:31:PRO:HG2	3:M:785:GLU:CB	1.56	1.10
3:M:273:SER:CB	3:M:598:LYS:HG2	1.82	1.10
3:M:273:SER:CB	3:M:598:LYS:HG2	1.82	1.10
3:M:273:SER:CB	3:M:598:LYS:HG2	1.82	1.10
2:C:143:VAL:HG11	3:M:732:ILE:C	1.46	1.10
3:M:273:SER:CB	3:M:598:LYS:HG2	1.82	1.10
2:C:141:ALA:HB3	3:M:737:PHE:HB2	1.28	1.10
2:C:143:VAL:CG2	3:M:732:ILE:N	2.13	1.10
2:C:93:VAL:H	3:M:725:ARG:HB3	1.03	1.10

Continued on next page...

Continued from previous page...

Atom-1	Atom-2	Interatomic distance (Å)	Clash overlap (Å)
3:M:779:ARG:HG3	3:M:783:LEU:HD11	1.26	1.10
1:B:87:LYS:CD	3:M:829:TRP:CE2	2.35	1.10
3:M:273:SER:CB	3:M:598:LYS:HG2	1.82	1.10
2:C:106:GLU:OE2	3:M:17:LEU:HB2	1.51	1.10
3:M:23:GLU:HA	3:M:787:ILE:HD12	1.26	1.10
3:M:271:GLU:CG	3:M:476:GLU:HG2	1.80	1.10
3:M:271:GLU:CG	3:M:476:GLU:HG2	1.80	1.10
3:M:709:LYS:C	3:M:710:GLY:N	2.03	1.10
2:C:149:VAL:CG2	3:M:797:PHE:CD1	2.33	1.10
3:M:271:GLU:CG	3:M:476:GLU:HG2	1.80	1.10
3:M:271:GLU:CG	3:M:476:GLU:HG2	1.80	1.10
3:M:271:GLU:CG	3:M:476:GLU:HG2	1.80	1.10
2:C:149:VAL:HG11	3:M:800:ARG:HB3	1.31	1.10
3:M:271:GLU:CG	3:M:476:GLU:HG2	1.80	1.10
3:M:271:GLU:CG	3:M:476:GLU:HG2	1.80	1.10
2:C:143:VAL:HG13	3:M:732:ILE:CD1	1.81	1.10
2:C:96:LYS:HD3	3:M:721:LYS:CB	1.80	1.10
3:M:271:GLU:CG	3:M:476:GLU:HG2	1.80	1.10
2:C:89:GLU:HA	3:M:725:ARG:HE	0.95	1.10
2:C:96:LYS:HD2	3:M:722:GLN:N	1.67	1.10
3:M:428:ALA:O	3:M:601:ASP:HB3	1.52	1.10
3:M:725:ARG:NH2	3:M:736:GLN:HE21	1.50	1.10
3:M:428:ALA:O	3:M:601:ASP:HB3	1.52	1.10
2:C:92:ARG:CB	3:M:22:LYS:CB	2.29	1.10
2:C:96:LYS:HG3	3:M:22:LYS:HA	1.23	1.10
3:M:428:ALA:O	3:M:601:ASP:HB3	1.52	1.10
1:B:87:LYS:CD	3:M:829:TRP:CE2	2.35	1.10
3:M:428:ALA:O	3:M:601:ASP:HB3	1.52	1.10
3:M:428:ALA:O	3:M:601:ASP:HB3	1.52	1.10
1:B:87:LYS:CD	3:M:829:TRP:CE2	2.35	1.10
1:B:87:LYS:CD	3:M:829:TRP:CE2	2.35	1.09
3:M:626:TYR:HE1	3:M:647:GLN:OE1	1.33	1.09
2:C:114:LEU:CG	3:M:23:GLU:HG2	1.81	1.09
3:M:707:CYS:CA	3:M:712:PRO:CA	2.29	1.09
1:B:87:LYS:CD	3:M:829:TRP:CE2	2.35	1.09
1:B:87:LYS:CD	3:M:829:TRP:CE2	2.35	1.09
3:M:421:GLN:HG2	3:M:543:PRO:O	0.94	1.09
3:M:626:TYR:HE1	3:M:647:GLN:OE1	1.33	1.09
3:M:421:GLN:HG2	3:M:543:PRO:O	0.94	1.09
3:M:626:TYR:HE1	3:M:647:GLN:OE1	1.33	1.09
2:C:93:VAL:CG2	3:M:725:ARG:N	2.15	1.09

Continued on next page...

Continued from previous page...

Atom-1	Atom-2	Interatomic distance (Å)	Clash overlap (Å)
2:C:109:HIS:N	3:M:25:ILE:CD1	2.14	1.09
3:M:421:GLN:HG2	3:M:543:PRO:O	0.94	1.09
3:M:626:TYR:HE1	3:M:647:GLN:OE1	1.33	1.09
3:M:421:GLN:HG2	3:M:543:PRO:O	0.94	1.09
3:M:626:TYR:HE1	3:M:647:GLN:OE1	1.33	1.09
3:M:97:LEU:HD23	3:M:712:PRO:HB2	1.28	1.09
3:M:421:GLN:HG2	3:M:543:PRO:O	0.94	1.09
3:M:626:TYR:HE1	3:M:647:GLN:OE1	1.33	1.09
3:M:421:GLN:HG2	3:M:543:PRO:O	0.94	1.09
3:M:626:TYR:HE1	3:M:647:GLN:OE1	1.33	1.09
3:M:421:GLN:HG2	3:M:543:PRO:O	0.94	1.09
3:M:626:TYR:HE1	3:M:647:GLN:OE1	1.33	1.09
1:B:87:LYS:CD	3:M:829:TRP:CE2	2.35	1.09
3:M:421:GLN:HG2	3:M:543:PRO:O	0.94	1.09
3:M:626:TYR:HE1	3:M:647:GLN:OE1	1.33	1.09
2:C:149:VAL:HG11	3:M:800:ARG:HB3	1.31	1.09
2:C:114:LEU:HB2	3:M:23:GLU:CG	1.82	1.09
3:M:23:GLU:CB	3:M:787:ILE:CD1	2.29	1.09
3:M:149:GLN:HG3	3:M:719:ASP:HB2	1.28	1.09
3:M:726:VAL:HG13	3:M:786:ILE:HD11	1.21	1.09
3:M:273:SER:CB	3:M:598:LYS:HG2	1.82	1.09
3:M:626:TYR:HE1	3:M:647:GLN:OE1	1.33	1.09
2:C:87:PHE:H	3:M:731:ALA:N	1.16	1.09
3:M:273:SER:CB	3:M:598:LYS:HG2	1.82	1.09
3:M:626:TYR:HE1	3:M:647:GLN:OE1	1.33	1.09
3:M:32:PHE:HA	3:M:782:LYS:N	1.64	1.09
2:C:93:VAL:HG11	3:M:726:VAL:HG21	1.31	1.09
3:M:273:SER:CB	3:M:598:LYS:HG2	1.82	1.09
3:M:626:TYR:HE1	3:M:647:GLN:OE1	1.33	1.09
1:B:87:LYS:CD	3:M:829:TRP:CE2	2.35	1.09
2:C:87:PHE:CE2	3:M:728:ASN:C	2.25	1.09
3:M:273:SER:CB	3:M:598:LYS:HG2	1.82	1.09
3:M:626:TYR:HE1	3:M:647:GLN:OE1	1.33	1.09
3:M:273:SER:CB	3:M:598:LYS:HG2	1.82	1.09
3:M:626:TYR:HE1	3:M:647:GLN:OE1	1.33	1.09
3:M:602:PRO:N	3:M:648:THR:HB	1.65	1.09
2:C:96:LYS:CB	3:M:718:ALA:O	2.00	1.09
3:M:602:PRO:N	3:M:648:THR:HB	1.65	1.09
2:C:149:VAL:CG2	3:M:797:PHE:CD1	2.33	1.09
3:M:602:PRO:N	3:M:648:THR:HB	1.65	1.09
2:C:93:VAL:C	3:M:24:ARG:HH22	1.55	1.09

Continued on next page...

Continued from previous page...

Atom-1	Atom-2	Interatomic distance (Å)	Clash overlap (Å)
2:C:95:ASP:OD2	3:M:14:ALA:CB	2.01	1.09
3:M:602:PRO:N	3:M:648:THR:HB	1.65	1.09
3:M:602:PRO:N	3:M:648:THR:HB	1.65	1.09
3:M:602:PRO:N	3:M:648:THR:HB	1.65	1.09
3:M:726:VAL:CG1	3:M:786:ILE:HD11	1.82	1.09
3:M:803:TYR:CD1	3:M:807:VAL:HG11	1.63	1.09
1:B:87:LYS:CD	3:M:829:TRP:CE2	2.35	1.09
2:C:93:VAL:CG2	3:M:725:ARG:HB3	1.71	1.09
3:M:83:PRO:HB2	3:M:780:ASP:HB2	1.19	1.09
3:M:93:MET:CA	3:M:772:LEU:CD2	2.30	1.09
2:C:87:PHE:CE2	3:M:728:ASN:C	2.25	1.09
2:C:143:VAL:HG11	3:M:732:ILE:HA	1.20	1.09
1:B:87:LYS:CD	3:M:829:TRP:CE2	2.35	1.09
2:C:93:VAL:HG22	3:M:725:ARG:HB3	1.17	1.09
3:M:725:ARG:NH2	3:M:736:GLN:HE21	1.51	1.09
1:B:124:GLN:NE2	2:C:16:LEU:O	1.83	1.09
3:M:22:LYS:C	3:M:787:ILE:HB	1.72	1.09
3:M:803:TYR:CD1	3:M:807:VAL:CG1	2.33	1.09
1:B:87:LYS:CD	3:M:829:TRP:CE2	2.35	1.09
2:C:149:VAL:HG11	3:M:800:ARG:HB3	1.31	1.09
1:B:87:LYS:CD	3:M:829:TRP:CE2	2.35	1.09
2:C:94:PHE:CE1	3:M:25:ILE:HD12	1.76	1.09
3:M:25:ILE:HG12	3:M:783:LEU:HD21	1.19	1.09
3:M:707:CYS:HB3	3:M:712:PRO:CB	1.82	1.09
3:M:777:GLU:O	3:M:781:ASP:N	1.86	1.09
3:M:725:ARG:NH2	3:M:736:GLN:HE21	1.50	1.09
2:C:92:ARG:NH1	3:M:736:GLN:HG2	1.66	1.09
3:M:602:PRO:N	3:M:648:THR:HB	1.65	1.09
1:B:87:LYS:CD	3:M:829:TRP:CE2	2.35	1.09
1:B:87:LYS:CD	3:M:829:TRP:CE2	2.35	1.09
3:M:25:ILE:CD1	3:M:786:ILE:HG13	1.83	1.09
3:M:502:GLU:CG	3:M:766:PHE:CD1	2.35	1.09
2:C:93:VAL:HG11	3:M:726:VAL:HG23	1.17	1.09
3:M:803:TYR:HD1	3:M:807:VAL:CG1	1.45	1.09
2:C:149:VAL:HG11	3:M:800:ARG:HB3	1.31	1.09
2:C:114:LEU:HD12	3:M:26:GLU:HB2	1.30	1.09
1:B:56:ARG:NH2	3:M:837:LYS:CE	2.11	1.09
3:M:725:ARG:NH2	3:M:736:GLN:HE21	1.50	1.09
2:C:86:ASP:CB	3:M:728:ASN:CB	2.06	1.09
2:C:143:VAL:CG1	3:M:732:ILE:CB	2.27	1.09
2:C:143:VAL:HG11	3:M:732:ILE:HA	1.20	1.09

Continued on next page...

Continued from previous page...

Atom-1	Atom-2	Interatomic distance (Å)	Clash overlap (Å)
2:C:88:VAL:HA	3:M:731:ALA:CB	1.82	1.08
2:C:149:VAL:CG2	3:M:797:PHE:CD1	2.33	1.08
3:M:725:ARG:NH2	3:M:736:GLN:HE21	1.50	1.08
3:M:725:ARG:NH2	3:M:736:GLN:HE21	1.50	1.08
2:C:93:VAL:HG11	3:M:726:VAL:HG21	1.31	1.08
3:M:271:GLU:CG	3:M:476:GLU:HG2	1.80	1.08
2:C:93:VAL:CG2	3:M:725:ARG:HB2	1.78	1.08
2:C:95:ASP:H	3:M:722:GLN:NE2	1.52	1.08
2:C:109:HIS:N	3:M:25:ILE:HD13	1.67	1.08
2:C:149:VAL:HG11	3:M:800:ARG:HB3	1.31	1.08
3:M:149:GLN:OE1	3:M:716:LEU:HD13	0.91	1.08
3:M:271:GLU:CG	3:M:476:GLU:HG2	1.80	1.08
3:M:84:LYS:HE3	3:M:720:PHE:O	1.52	1.08
3:M:271:GLU:CG	3:M:476:GLU:HG2	1.80	1.08
3:M:271:GLU:CG	3:M:476:GLU:HG2	1.80	1.08
3:M:271:GLU:CG	3:M:476:GLU:HG2	1.80	1.08
2:C:143:VAL:N	3:M:732:ILE:N	1.98	1.08
3:M:270:LEU:HG	3:M:285:TYR:CE1	1.88	1.08
3:M:603:LEU:CD2	3:M:647:GLN:CG	2.31	1.08
2:C:89:GLU:OE1	3:M:731:ALA:N	1.86	1.08
3:M:270:LEU:HG	3:M:285:TYR:CE1	1.88	1.08
3:M:603:LEU:CD2	3:M:647:GLN:CG	2.31	1.08
3:M:270:LEU:HG	3:M:285:TYR:CE1	1.88	1.08
3:M:603:LEU:CD2	3:M:647:GLN:CG	2.31	1.08
3:M:725:ARG:NH2	3:M:736:GLN:HE21	1.51	1.08
2:C:96:LYS:HA	3:M:6:GLU:HB3	1.11	1.08
3:M:26:GLU:OE2	3:M:787:ILE:HG22	1.52	1.08
3:M:270:LEU:HG	3:M:285:TYR:CE1	1.88	1.08
3:M:603:LEU:CD2	3:M:647:GLN:CG	2.31	1.08
3:M:270:LEU:HG	3:M:285:TYR:CE1	1.88	1.08
3:M:603:LEU:CD2	3:M:647:GLN:CG	2.31	1.08
3:M:270:LEU:HG	3:M:285:TYR:CE1	1.88	1.08
3:M:603:LEU:CD2	3:M:647:GLN:CG	2.31	1.08
3:M:270:LEU:HG	3:M:285:TYR:CE1	1.88	1.08
3:M:603:LEU:CD2	3:M:647:GLN:CG	2.31	1.08
3:M:270:LEU:HG	3:M:285:TYR:CE1	1.88	1.08
1:B:87:LYS:CD	3:M:829:TRP:CE2	2.35	1.08
3:M:83:PRO:CB	3:M:780:ASP:OD2	2.01	1.08
1:B:87:LYS:CD	3:M:829:TRP:CE2	2.35	1.08
3:M:270:LEU:HG	3:M:285:TYR:CE1	1.88	1.08
3:M:95:THR:CG2	3:M:771:LEU:C	2.15	1.08
3:M:270:LEU:HG	3:M:285:TYR:CE1	1.88	1.08
3:M:725:ARG:NH2	3:M:736:GLN:HE21	1.50	1.08

Continued on next page...

Continued from previous page...

Atom-1	Atom-2	Interatomic distance (Å)	Clash overlap (Å)
2:C:149:VAL:HG11	3:M:800:ARG:HB3	1.31	1.08
3:M:270:LEU:HG	3:M:285:TYR:CE1	1.88	1.08
3:M:725:ARG:NH2	3:M:736:GLN:HE21	1.50	1.08
3:M:270:LEU:HG	3:M:285:TYR:CE1	1.88	1.08
3:M:730:SER:H	3:M:790:THR:CG2	1.64	1.08
3:M:270:LEU:HG	3:M:285:TYR:CE1	1.88	1.08
3:M:428:ALA:HB2	3:M:600:LYS:CB	1.77	1.08
3:M:25:ILE:HG21	3:M:785:GLU:CB	1.84	1.08
3:M:725:ARG:NH2	3:M:736:GLN:HE21	1.50	1.08
3:M:804:ARG:HG2	3:M:808:GLU:OE2	1.50	1.08
2:C:93:VAL:CG2	3:M:725:ARG:H	1.66	1.08
2:C:143:VAL:HG11	3:M:732:ILE:O	1.35	1.08
1:B:87:LYS:HD2	3:M:829:TRP:CZ2	1.89	1.08
1:B:56:ARG:NH2	3:M:837:LYS:CE	2.11	1.08
2:C:91:LEU:C	3:M:725:ARG:HA	1.73	1.08
2:C:107:LEU:HD12	3:M:736:GLN:NE2	1.67	1.08
2:C:93:VAL:CG1	3:M:726:VAL:HG23	1.83	1.08
2:C:149:VAL:HG11	3:M:800:ARG:HB3	1.31	1.08
3:M:21:GLU:C	3:M:786:ILE:HG21	1.68	1.08
3:M:725:ARG:NH2	3:M:736:GLN:NE2	2.02	1.08
2:C:86:ASP:CB	3:M:728:ASN:CB	2.06	1.08
2:C:87:PHE:CE1	3:M:730:SER:OG	2.07	1.08
1:B:87:LYS:CD	3:M:829:TRP:CE2	2.35	1.08
3:M:82:PRO:CG	3:M:724:TYR:CE1	2.36	1.08
3:M:95:THR:OG1	3:M:771:LEU:HB3	1.54	1.08
3:M:97:LEU:CD1	3:M:713:SER:HB3	1.76	1.08
3:M:803:TYR:O	3:M:807:VAL:CB	2.01	1.08
1:B:56:ARG:NH2	3:M:837:LYS:CE	2.11	1.08
2:C:93:VAL:HG11	3:M:726:VAL:HG21	1.31	1.08
3:M:777:GLU:O	3:M:781:ASP:N	1.86	1.08
2:C:88:VAL:HG21	3:M:746:LYS:HG3	1.10	1.08
3:M:725:ARG:NH2	3:M:736:GLN:HE21	1.50	1.08
3:M:726:VAL:O	3:M:786:ILE:HG22	1.52	1.08
2:C:89:GLU:OE2	3:M:732:ILE:HA	1.48	1.08
2:C:92:ARG:N	3:M:725:ARG:HD3	1.62	1.08
3:M:779:ARG:HG3	3:M:783:LEU:CD1	1.82	1.08
3:M:603:LEU:CD2	3:M:647:GLN:CG	2.31	1.08
3:M:725:ARG:NH2	3:M:736:GLN:NE2	2.02	1.08
1:B:87:LYS:HD2	3:M:829:TRP:CZ2	1.89	1.08
2:C:93:VAL:HG11	3:M:726:VAL:HG21	1.31	1.08
3:M:25:ILE:CG2	3:M:785:GLU:N	2.15	1.08

Continued on next page...

Continued from previous page...

Atom-1	Atom-2	Interatomic distance (Å)	Clash overlap (Å)
3:M:725:ARG:NH2	3:M:736:GLN:NE2	2.02	1.08
2:C:98:GLY:H	3:M:718:ALA:HB2	1.06	1.08
2:C:114:LEU:CD1	3:M:23:GLU:O	2.01	1.08
3:M:725:ARG:NH2	3:M:736:GLN:NE2	2.02	1.08
2:C:93:VAL:CA	3:M:720:PHE:O	2.02	1.07
2:C:101:THR:O	3:M:721:LYS:CE	2.01	1.07
2:C:139:TYR:HE2	3:M:725:ARG:CG	1.49	1.07
2:C:86:ASP:CG	3:M:730:SER:OG	1.92	1.07
3:M:24:ARG:HD3	3:M:779:ARG:CZ	1.83	1.07
3:M:150:GLU:HG3	3:M:718:ALA:CB	1.84	1.07
1:B:87:LYS:CD	3:M:829:TRP:CE2	2.35	1.07
2:C:96:LYS:HG3	3:M:725:ARG:NH1	0.95	1.07
3:M:270:LEU:HG	3:M:285:TYR:CE1	1.88	1.07
3:M:428:ALA:O	3:M:601:ASP:HB3	1.52	1.07
3:M:270:LEU:HG	3:M:285:TYR:CE1	1.88	1.07
3:M:428:ALA:O	3:M:601:ASP:HB3	1.52	1.07
3:M:270:LEU:HG	3:M:285:TYR:CE1	1.88	1.07
3:M:428:ALA:O	3:M:601:ASP:HB3	1.52	1.07
3:M:270:LEU:HG	3:M:285:TYR:CE1	1.88	1.07
3:M:428:ALA:O	3:M:601:ASP:HB3	1.52	1.07
3:M:94:MET:O	3:M:713:SER:HB2	1.53	1.07
3:M:270:LEU:HG	3:M:285:TYR:CE1	1.88	1.07
3:M:428:ALA:O	3:M:601:ASP:HB3	1.52	1.07
3:M:707:CYS:HB3	3:M:712:PRO:C	1.71	1.07
1:B:87:LYS:HD2	3:M:829:TRP:CZ2	1.89	1.07
1:B:87:LYS:CD	3:M:829:TRP:CE2	2.35	1.07
2:C:149:VAL:HG11	3:M:800:ARG:HB3	1.31	1.07
3:M:270:LEU:HG	3:M:285:TYR:CE1	1.88	1.07
3:M:428:ALA:O	3:M:601:ASP:HB3	1.52	1.07
3:M:270:LEU:HG	3:M:285:TYR:CE1	1.88	1.07
3:M:428:ALA:O	3:M:601:ASP:HB3	1.52	1.07
2:C:149:VAL:HG11	3:M:800:ARG:HB3	1.31	1.07
3:M:270:LEU:HG	3:M:285:TYR:CE1	1.88	1.07
3:M:428:ALA:O	3:M:601:ASP:HB3	1.52	1.07
2:C:149:VAL:HG11	3:M:800:ARG:HB3	1.31	1.07
3:M:428:ALA:O	3:M:601:ASP:HB3	1.52	1.07
1:B:87:LYS:HD2	3:M:829:TRP:CZ2	1.89	1.07
2:C:93:VAL:O	3:M:722:GLN:C	1.91	1.07
2:C:94:PHE:N	3:M:24:ARG:NH2	2.02	1.07
3:M:23:GLU:N	3:M:787:ILE:HG13	1.62	1.07
3:M:150:GLU:HG3	3:M:718:ALA:HB1	1.10	1.07

Continued on next page...

Continued from previous page...

Atom-1	Atom-2	Interatomic distance (Å)	Clash overlap (Å)
3:M:499:GLU:HG2	3:M:714:ARG:HH12	0.95	1.07
3:M:725:ARG:NH2	3:M:736:GLN:HE21	1.50	1.07
3:M:508:ILE:HG21	3:M:766:PHE:CD2	1.89	1.07
3:M:506:GLU:HG3	3:M:760:PHE:C	1.70	1.07
3:M:725:ARG:NH2	3:M:736:GLN:HE21	1.50	1.07
2:C:100:GLY:O	3:M:22:LYS:CE	2.02	1.07
3:M:30:LYS:HB2	3:M:786:ILE:HD12	1.13	1.07
3:M:94:MET:HB2	3:M:772:LEU:HD23	1.30	1.07
3:M:725:ARG:NH2	3:M:736:GLN:HE21	1.50	1.07
1:B:87:LYS:HD2	3:M:829:TRP:CZ2	1.89	1.07
3:M:725:ARG:NH2	3:M:736:GLN:HE21	1.50	1.07
2:C:92:ARG:HH22	3:M:745:GLU:HB3	1.14	1.07
3:M:727:LEU:HD23	3:M:782:LYS:HD3	1.32	1.07
1:B:56:ARG:NH2	3:M:837:LYS:CE	2.11	1.07
2:C:96:LYS:HE3	3:M:725:ARG:NH1	1.43	1.07
3:M:725:ARG:NH2	3:M:736:GLN:HE21	1.50	1.07
3:M:725:ARG:NH2	3:M:736:GLN:NE2	2.02	1.07
2:C:93:VAL:HG23	3:M:725:ARG:CB	1.85	1.07
1:B:87:LYS:HD2	3:M:829:TRP:CZ2	1.89	1.07
2:C:96:LYS:HA	3:M:20:SER:O	1.42	1.07
2:C:93:VAL:HG11	3:M:726:VAL:HG21	1.31	1.07
1:B:56:ARG:NH2	3:M:837:LYS:CE	2.11	1.07
2:C:93:VAL:HG11	3:M:726:VAL:HG23	1.13	1.07
3:M:726:VAL:CG1	3:M:786:ILE:HD12	1.78	1.07
3:M:26:GLU:HG3	3:M:784:ALA:CA	1.75	1.07
3:M:148:ARG:HG3	3:M:719:ASP:CG	1.68	1.07
2:C:16:LEU:HD13	3:M:810:ARG:HG3	1.10	1.07
1:B:87:LYS:HD2	3:M:829:TRP:CZ2	1.89	1.07
3:M:779:ARG:HG3	3:M:783:LEU:HD11	1.10	1.07
2:C:94:PHE:CE2	3:M:22:LYS:HA	1.86	1.07
2:C:140:GLU:CB	3:M:738:MET:H	1.56	1.07
3:M:95:THR:O	3:M:771:LEU:CA	1.92	1.07
3:M:707:CYS:CB	3:M:712:PRO:CA	2.21	1.07
1:B:56:ARG:NH2	3:M:837:LYS:CE	2.11	1.07
3:M:510:TRP:CE3	3:M:711:PHE:CE2	2.43	1.07
3:M:730:SER:HB3	3:M:790:THR:HG23	1.36	1.07
3:M:626:TYR:CE1	3:M:647:GLN:OE1	2.08	1.07
3:M:626:TYR:CE1	3:M:647:GLN:OE1	2.08	1.07
3:M:626:TYR:CE1	3:M:647:GLN:OE1	2.08	1.07
3:M:626:TYR:CE1	3:M:647:GLN:OE1	2.08	1.07
3:M:725:ARG:NH2	3:M:736:GLN:NE2	2.02	1.07

Continued on next page...

Continued from previous page...

Atom-1	Atom-2	Interatomic distance (Å)	Clash overlap (Å)
3:M:626:TYR:CE1	3:M:647:GLN:OE1	2.08	1.07
1:B:87:LYS:HD2	3:M:829:TRP:CZ2	1.89	1.07
3:M:626:TYR:CE1	3:M:647:GLN:OE1	2.08	1.07
3:M:626:TYR:CE1	3:M:647:GLN:OE1	2.08	1.07
3:M:725:ARG:NH2	3:M:736:GLN:NE2	2.02	1.07
3:M:626:TYR:CE1	3:M:647:GLN:OE1	2.08	1.07
1:B:87:LYS:HD2	3:M:829:TRP:CZ2	1.89	1.06
2:C:94:PHE:CB	3:M:725:ARG:HB3	1.63	1.06
3:M:428:ALA:O	3:M:601:ASP:HB3	1.52	1.06
3:M:428:ALA:O	3:M:601:ASP:HB3	1.52	1.06
3:M:428:ALA:O	3:M:601:ASP:HB3	1.52	1.06
3:M:428:ALA:O	3:M:601:ASP:HB3	1.52	1.06
3:M:499:GLU:CG	3:M:714:ARG:NH1	2.16	1.06
3:M:725:ARG:NH2	3:M:736:GLN:HE21	1.50	1.06
3:M:428:ALA:O	3:M:601:ASP:HB3	1.52	1.06
3:M:428:ALA:O	3:M:601:ASP:HB3	1.52	1.06
3:M:626:TYR:CE1	3:M:647:GLN:OE1	2.08	1.06
2:C:94:PHE:HB2	3:M:722:GLN:OE1	1.55	1.06
3:M:626:TYR:CE1	3:M:647:GLN:OE1	2.08	1.06
3:M:725:ARG:NH2	3:M:736:GLN:NE2	2.02	1.06
1:B:56:ARG:NH2	3:M:837:LYS:CE	2.11	1.06
3:M:626:TYR:CE1	3:M:647:GLN:OE1	2.08	1.06
3:M:725:ARG:NH2	3:M:736:GLN:NE2	2.02	1.06
3:M:626:TYR:CE1	3:M:647:GLN:OE1	2.08	1.06
3:M:725:ARG:NH2	3:M:736:GLN:NE2	2.02	1.06
3:M:626:TYR:CE1	3:M:647:GLN:OE1	2.08	1.06
2:C:143:VAL:HA	3:M:732:ILE:N	1.64	1.06
2:C:86:ASP:OD1	3:M:730:SER:OG	1.70	1.06
3:M:511:GLU:OE1	3:M:764:LYS:CG	1.98	1.06
3:M:273:SER:HB2	3:M:598:LYS:HE2	1.34	1.06
3:M:725:ARG:NH2	3:M:736:GLN:NE2	2.02	1.06
3:M:273:SER:HB2	3:M:598:LYS:HE2	1.34	1.06
3:M:509:GLU:HB3	3:M:714:ARG:HB2	1.27	1.06
3:M:725:ARG:NH2	3:M:736:GLN:HE21	1.50	1.06
3:M:273:SER:HB2	3:M:598:LYS:HE2	1.34	1.06
2:C:103:MET:HE1	3:M:11:GLY:H	1.18	1.06
3:M:273:SER:HB2	3:M:598:LYS:HE2	1.34	1.06
3:M:85:TYR:N	3:M:724:TYR:CD2	2.15	1.06
3:M:273:SER:HB2	3:M:598:LYS:HE2	1.34	1.06
3:M:273:SER:HB2	3:M:598:LYS:HE2	1.34	1.06
3:M:273:SER:HB2	3:M:598:LYS:HE2	1.34	1.06

Continued on next page...

Continued from previous page...

Atom-1	Atom-2	Interatomic distance (Å)	Clash overlap (Å)
3:M:725:ARG:NH2	3:M:736:GLN:NE2	2.02	1.06
1:B:87:LYS:HD2	3:M:829:TRP:CZ2	1.89	1.06
2:C:140:GLU:CB	3:M:738:MET:H	1.56	1.06
3:M:273:SER:HB2	3:M:598:LYS:HE2	1.34	1.06
3:M:725:ARG:NH2	3:M:736:GLN:NE2	2.02	1.06
2:C:102:VAL:HG13	3:M:725:ARG:HD2	1.07	1.06
2:C:149:VAL:HG11	3:M:800:ARG:HB3	1.31	1.06
3:M:728:ASN:CA	3:M:790:THR:OG1	2.02	1.06
3:M:779:ARG:HG2	3:M:783:LEU:HD13	1.15	1.06
3:M:603:LEU:HD22	3:M:647:GLN:CA	1.86	1.06
2:C:16:LEU:CD1	3:M:810:ARG:HG3	1.85	1.06
3:M:149:GLN:CG	3:M:719:ASP:HB2	1.84	1.06
2:C:93:VAL:O	3:M:722:GLN:O	1.73	1.06
2:C:149:VAL:HG11	3:M:800:ARG:HB3	1.31	1.06
3:M:725:ARG:NH2	3:M:736:GLN:NE2	2.02	1.06
2:C:105:ALA:HB2	3:M:21:GLU:CD	1.70	1.06
2:C:109:HIS:H	3:M:25:ILE:HD13	0.92	1.06
2:C:110:VAL:HG21	3:M:20:SER:O	1.54	1.06
3:M:503:TYR:CE1	3:M:714:ARG:CZ	2.37	1.06
3:M:725:ARG:NH2	3:M:736:GLN:NE2	2.02	1.06
3:M:726:VAL:HG12	3:M:786:ILE:HB	1.32	1.06
3:M:603:LEU:HD22	3:M:647:GLN:CA	1.86	1.06
2:C:86:ASP:O	3:M:729:ALA:HB1	1.53	1.06
3:M:603:LEU:HD22	3:M:647:GLN:CA	1.86	1.06
3:M:725:ARG:NH2	3:M:736:GLN:NE2	2.02	1.06
3:M:603:LEU:HD22	3:M:647:GLN:CA	1.86	1.06
2:C:97:GLU:CA	3:M:146:LYS:NZ	2.17	1.06
3:M:23:GLU:N	3:M:787:ILE:HD12	1.65	1.06
3:M:603:LEU:HD22	3:M:647:GLN:CA	1.86	1.06
3:M:603:LEU:HD22	3:M:647:GLN:CA	1.86	1.06
3:M:603:LEU:HD22	3:M:647:GLN:CA	1.86	1.06
3:M:273:SER:HB2	3:M:598:LYS:HE2	1.34	1.06
3:M:273:SER:HB2	3:M:598:LYS:HE2	1.34	1.06
3:M:30:LYS:HB3	3:M:786:ILE:HD12	1.18	1.06
3:M:273:SER:HB2	3:M:598:LYS:HE2	1.34	1.06
3:M:273:SER:HB2	3:M:598:LYS:HE2	1.34	1.06
3:M:273:SER:HB2	3:M:598:LYS:HE2	1.34	1.06
2:C:96:LYS:HB2	3:M:722:GLN:N	1.70	1.06
3:M:626:TYR:CE1	3:M:647:GLN:OE1	2.08	1.06
3:M:88:ILE:HG13	3:M:776:GLU:HG3	1.33	1.06
1:B:87:LYS:HD2	3:M:829:TRP:CZ2	1.89	1.06

Continued on next page...

Continued from previous page...

Atom-1	Atom-2	Interatomic distance (Å)	Clash overlap (Å)
2:C:93:VAL:HG21	3:M:725:ARG:HB3	1.38	1.06
2:C:97:GLU:N	3:M:718:ALA:HB1	1.69	1.06
1:B:87:LYS:HD2	3:M:829:TRP:CZ2	1.89	1.06
2:C:93:VAL:HG22	3:M:720:PHE:O	1.55	1.06
2:C:89:GLU:OE2	3:M:732:ILE:CD1	2.04	1.06
3:M:626:TYR:CE1	3:M:647:GLN:OE1	2.08	1.05
2:C:96:LYS:O	3:M:718:ALA:C	1.95	1.05
3:M:626:TYR:CE1	3:M:647:GLN:OE1	2.08	1.05
3:M:511:GLU:O	3:M:766:PHE:CE2	1.85	1.05
3:M:626:TYR:CE1	3:M:647:GLN:OE1	2.08	1.05
3:M:626:TYR:CE1	3:M:647:GLN:OE1	2.08	1.05
1:B:87:LYS:HD2	3:M:829:TRP:CZ2	1.89	1.05
3:M:626:TYR:CE1	3:M:647:GLN:OE1	2.08	1.05
3:M:626:TYR:CE1	3:M:647:GLN:OE1	2.08	1.05
3:M:428:ALA:HB2	3:M:600:LYS:HB3	1.36	1.05
3:M:428:ALA:HB2	3:M:600:LYS:HB3	1.36	1.05
3:M:603:LEU:CD2	3:M:647:GLN:CG	2.31	1.05
3:M:428:ALA:HB2	3:M:600:LYS:HB3	1.36	1.05
3:M:428:ALA:HB2	3:M:600:LYS:HB3	1.36	1.05
3:M:603:LEU:CD2	3:M:647:GLN:CG	2.31	1.05
3:M:428:ALA:HB2	3:M:600:LYS:HB3	1.36	1.05
3:M:603:LEU:CD2	3:M:647:GLN:CG	2.31	1.05
3:M:428:ALA:HB2	3:M:600:LYS:HB3	1.36	1.05
3:M:428:ALA:HB2	3:M:600:LYS:HB3	1.36	1.05
3:M:603:LEU:CD2	3:M:647:GLN:CG	2.31	1.05
2:C:149:VAL:HG11	3:M:800:ARG:HB3	1.31	1.05
3:M:603:LEU:CD2	3:M:647:GLN:CG	2.31	1.05
2:C:96:LYS:HB2	3:M:722:GLN:CA	1.86	1.05
3:M:428:ALA:HB2	3:M:600:LYS:HB3	1.36	1.05
2:C:91:LEU:HD11	3:M:729:ALA:O	1.56	1.05
2:C:140:GLU:HG3	3:M:738:MET:CG	1.86	1.05
3:M:502:GLU:OE2	3:M:761:GLY:HA3	1.51	1.05
3:M:510:TRP:CD2	3:M:711:PHE:HE2	1.73	1.05
3:M:428:ALA:HB2	3:M:600:LYS:HB3	1.36	1.05
2:C:97:GLU:HA	3:M:718:ALA:HB3	1.09	1.05
3:M:83:PRO:HD2	3:M:777:GLU:CB	1.85	1.05
2:C:93:VAL:HG22	3:M:720:PHE:O	1.55	1.05
3:M:428:ALA:HB2	3:M:600:LYS:HB3	1.36	1.05
3:M:85:TYR:CE1	3:M:720:PHE:CE1	2.43	1.05
3:M:428:ALA:HB2	3:M:600:LYS:HB3	1.36	1.05
3:M:428:ALA:HB2	3:M:600:LYS:HB3	1.36	1.05

Continued on next page...

Continued from previous page...

Atom-1	Atom-2	Interatomic distance (Å)	Clash overlap (Å)
3:M:428:ALA:HB2	3:M:600:LYS:HB3	1.36	1.05
3:M:726:VAL:HG11	3:M:786:ILE:HD12	1.38	1.05
2:C:96:LYS:HB2	3:M:720:PHE:N	1.64	1.05
3:M:273:SER:HB2	3:M:598:LYS:HE2	1.34	1.05
3:M:25:ILE:HD12	3:M:786:ILE:H	1.15	1.05
3:M:72:VAL:HG13	3:M:76:GLN:HB3	1.36	1.05
3:M:72:VAL:HG13	3:M:76:GLN:HB3	1.36	1.05
3:M:804:ARG:O	3:M:808:GLU:OE1	1.75	1.05
2:C:93:VAL:HG11	3:M:726:VAL:HG21	1.31	1.05
3:M:72:VAL:HG13	3:M:76:GLN:HB3	1.36	1.05
3:M:725:ARG:NH2	3:M:736:GLN:NE2	2.02	1.05
3:M:72:VAL:HG13	3:M:76:GLN:HB3	1.36	1.05
3:M:72:VAL:HG13	3:M:76:GLN:HB3	1.36	1.05
3:M:72:VAL:HG13	3:M:76:GLN:HB3	1.36	1.05
1:B:87:LYS:HD2	3:M:829:TRP:CZ2	1.89	1.05
3:M:34:ALA:CB	3:M:778:MET:HG3	1.84	1.05
3:M:72:VAL:HG13	3:M:76:GLN:HB3	1.36	1.05
3:M:82:PRO:HB2	3:M:724:TYR:HD1	1.14	1.05
3:M:95:THR:OG1	3:M:771:LEU:CG	2.05	1.05
3:M:72:VAL:HG13	3:M:76:GLN:HB3	1.36	1.05
3:M:72:VAL:HG13	3:M:76:GLN:HB3	1.36	1.05
1:B:87:LYS:HD2	3:M:829:TRP:CZ2	1.89	1.05
3:M:72:VAL:HG13	3:M:76:GLN:HB3	1.36	1.05
1:B:56:ARG:NH2	3:M:837:LYS:CE	2.11	1.05
3:M:72:VAL:HG13	3:M:76:GLN:HB3	1.36	1.05
3:M:72:VAL:HG13	3:M:76:GLN:HB3	1.36	1.05
3:M:72:VAL:HG13	3:M:76:GLN:HB3	1.36	1.05
2:C:96:LYS:CB	3:M:720:PHE:H	1.55	1.05
3:M:273:SER:HB2	3:M:598:LYS:HE2	1.34	1.05
3:M:273:SER:HB2	3:M:598:LYS:HE2	1.34	1.05
3:M:273:SER:HB2	3:M:598:LYS:HE2	1.34	1.05
3:M:92:ALA:HB1	3:M:713:SER:HA	1.37	1.05
3:M:273:SER:HB2	3:M:598:LYS:HE2	1.34	1.05
3:M:273:SER:HB2	3:M:598:LYS:HE2	1.34	1.05
3:M:273:SER:HB2	3:M:598:LYS:HE2	1.34	1.05
1:B:56:ARG:NH2	3:M:837:LYS:CE	2.11	1.05
3:M:27:ALA:O	3:M:780:ASP:CG	1.95	1.05
3:M:726:VAL:HG12	3:M:786:ILE:HB	1.32	1.05
3:M:779:ARG:CA	3:M:783:LEU:N	2.20	1.05
2:C:93:VAL:O	3:M:27:ALA:HB3	1.30	1.05
3:M:86:ASP:CG	3:M:723:ARG:NH2	2.10	1.05

Continued on next page...

Continued from previous page...

Atom-1	Atom-2	Interatomic distance (Å)	Clash overlap (Å)
2:C:97:GLU:HA	3:M:718:ALA:HB1	1.39	1.05
2:C:149:VAL:HG11	3:M:800:ARG:HB3	1.31	1.05
3:M:506:GLU:HG3	3:M:764:LYS:HE3	1.09	1.05
3:M:28:GLN:CB	3:M:777:GLU:O	2.05	1.05
3:M:708:ARG:HA	3:M:712:PRO:HG3	1.08	1.05
2:C:93:VAL:HG11	3:M:726:VAL:HG21	1.31	1.05
1:B:87:LYS:HD2	3:M:829:TRP:CZ2	1.89	1.05
3:M:510:TRP:HB2	3:M:714:ARG:NE	1.71	1.05
2:C:105:ALA:CB	3:M:21:GLU:HG3	1.75	1.05
2:C:92:ARG:O	3:M:25:ILE:N	1.89	1.05
2:C:96:LYS:CA	3:M:21:GLU:CA	2.28	1.05
2:C:93:VAL:HG12	3:M:724:TYR:HA	1.34	1.04
3:M:774:LEU:CD2	3:M:782:LYS:HZ3	1.68	1.04
1:B:56:ARG:NH2	3:M:837:LYS:CE	2.11	1.04
2:C:89:GLU:OE2	3:M:732:ILE:CD1	2.04	1.04
3:M:603:LEU:HD22	3:M:647:GLN:CA	1.86	1.04
1:B:87:LYS:HD2	3:M:829:TRP:CZ3	1.92	1.04
3:M:603:LEU:HD22	3:M:647:GLN:CA	1.86	1.04
1:B:87:LYS:HD2	3:M:829:TRP:CZ2	1.89	1.04
2:C:93:VAL:HG13	3:M:724:TYR:CA	1.86	1.04
3:M:603:LEU:HD22	3:M:647:GLN:CA	1.86	1.04
1:B:87:LYS:HD2	3:M:829:TRP:CZ3	1.92	1.04
3:M:603:LEU:HD22	3:M:647:GLN:CA	1.86	1.04
2:C:87:PHE:CD2	3:M:729:ALA:N	2.24	1.04
3:M:603:LEU:HD22	3:M:647:GLN:CA	1.86	1.04
3:M:603:LEU:HD22	3:M:647:GLN:CA	1.86	1.04
3:M:603:LEU:HD22	3:M:647:GLN:CA	1.86	1.04
2:C:93:VAL:HG21	3:M:726:VAL:CA	1.87	1.04
3:M:603:LEU:HD22	3:M:647:GLN:CA	1.86	1.04
1:B:56:ARG:NH2	3:M:837:LYS:CE	2.11	1.04
2:C:140:GLU:OE1	3:M:742:LYS:CD	2.04	1.04
1:B:87:LYS:HD2	3:M:829:TRP:CZ2	1.89	1.04
1:B:87:LYS:HD2	3:M:829:TRP:CZ3	1.92	1.04
1:B:87:LYS:NZ	3:M:829:TRP:HE1	1.55	1.04
2:C:96:LYS:CE	3:M:6:GLU:HG3	1.60	1.04
1:B:56:ARG:NH2	3:M:837:LYS:CE	2.11	1.04
1:B:87:LYS:HD2	3:M:829:TRP:CZ3	1.92	1.04
1:B:87:LYS:HD2	3:M:829:TRP:CZ3	1.92	1.04
2:C:139:TYR:CD1	3:M:26:GLU:OE2	2.10	1.04
3:M:428:ALA:HB2	3:M:600:LYS:HB3	1.36	1.04
3:M:428:ALA:HB2	3:M:600:LYS:HB3	1.36	1.04

Continued on next page...

Continued from previous page...

Atom-1	Atom-2	Interatomic distance (Å)	Clash overlap (Å)
1:B:87:LYS:HD2	3:M:829:TRP:CZ3	1.92	1.04
3:M:428:ALA:HB2	3:M:600:LYS:HB3	1.36	1.04
2:C:96:LYS:NZ	3:M:725:ARG:HB2	1.72	1.04
3:M:428:ALA:HB2	3:M:600:LYS:HB3	1.36	1.04
2:C:137:ILE:CA	3:M:11:GLY:HA3	1.87	1.04
3:M:428:ALA:HB2	3:M:600:LYS:HB3	1.36	1.04
3:M:428:ALA:HB2	3:M:600:LYS:HB3	1.36	1.04
3:M:428:ALA:HB2	3:M:600:LYS:HB3	1.36	1.04
2:C:16:LEU:CD1	3:M:807:VAL:HG22	1.88	1.04
1:B:87:LYS:HD2	3:M:829:TRP:CZ3	1.92	1.04
2:C:87:PHE:H	3:M:731:ALA:CB	1.70	1.04
1:B:87:LYS:HD2	3:M:829:TRP:CZ3	1.92	1.04
2:C:93:VAL:HG23	3:M:725:ARG:HB3	1.09	1.04
3:M:56:GLU:HB2	3:M:59:LYS:HB2	1.40	1.04
2:C:89:GLU:HG3	3:M:732:ILE:CD1	1.87	1.04
3:M:56:GLU:HB2	3:M:59:LYS:HB2	1.40	1.04
1:B:87:LYS:HD2	3:M:829:TRP:CZ2	1.89	1.04
3:M:56:GLU:HB2	3:M:59:LYS:HB2	1.40	1.04
2:C:97:GLU:CA	3:M:146:LYS:HZ1	1.71	1.04
2:C:103:MET:CA	3:M:13:ALA:N	2.17	1.04
2:C:103:MET:HA	3:M:13:ALA:N	1.61	1.04
3:M:56:GLU:HB2	3:M:59:LYS:HB2	1.40	1.04
3:M:707:CYS:HA	3:M:712:PRO:HA	1.29	1.04
3:M:56:GLU:HB2	3:M:59:LYS:HB2	1.40	1.04
3:M:56:GLU:HB2	3:M:59:LYS:HB2	1.40	1.04
2:C:92:ARG:HD3	3:M:725:ARG:HH22	1.11	1.04
3:M:603:LEU:HD22	3:M:647:GLN:CA	1.85	1.04
2:C:93:VAL:HG22	3:M:725:ARG:H	0.87	1.04
3:M:603:LEU:HD22	3:M:647:GLN:CA	1.85	1.04
1:B:87:LYS:HD2	3:M:829:TRP:CZ3	1.92	1.04
2:C:149:VAL:HG23	3:M:797:PHE:CE1	1.93	1.04
3:M:35:LYS:NZ	3:M:752:ASP:OD2	1.90	1.04
3:M:94:MET:HB3	3:M:772:LEU:HD23	1.39	1.04
3:M:603:LEU:HD22	3:M:647:GLN:CA	1.85	1.04
2:C:98:GLY:O	3:M:740:SER:OG	1.76	1.04
3:M:603:LEU:HD22	3:M:647:GLN:CA	1.85	1.04
3:M:508:ILE:N	3:M:764:LYS:HE3	1.69	1.04
3:M:603:LEU:HD22	3:M:647:GLN:CA	1.85	1.04
2:C:96:LYS:N	3:M:718:ALA:O	1.68	1.04
1:B:87:LYS:HD2	3:M:829:TRP:CZ3	1.92	1.04
3:M:85:TYR:CA	3:M:776:GLU:HB2	1.48	1.04

Continued on next page...

Continued from previous page...

Atom-1	Atom-2	Interatomic distance (Å)	Clash overlap (Å)
1:B:87:LYS:HD2	3:M:829:TRP:CZ3	1.92	1.04
1:B:87:LYS:HD2	3:M:829:TRP:CZ3	1.92	1.04
3:M:56:GLU:HB2	3:M:59:LYS:HB2	1.40	1.04
1:B:87:LYS:HD2	3:M:829:TRP:CZ2	1.89	1.04
2:C:149:VAL:HG23	3:M:797:PHE:CE1	1.93	1.04
2:C:149:VAL:HG23	3:M:797:PHE:CE1	1.93	1.04
3:M:25:ILE:CG2	3:M:783:LEU:CA	2.36	1.04
1:B:56:ARG:NH2	3:M:837:LYS:CE	2.11	1.04
2:C:98:GLY:O	3:M:740:SER:OG	1.76	1.04
3:M:56:GLU:HB2	3:M:59:LYS:HB2	1.40	1.04
1:B:87:LYS:HD2	3:M:829:TRP:CZ3	1.92	1.04
1:B:101:PHE:CD2	3:M:816:ILE:CD1	2.41	1.04
3:M:56:GLU:HB2	3:M:59:LYS:HB2	1.40	1.04
1:B:87:LYS:HD2	3:M:829:TRP:CZ3	1.92	1.04
3:M:56:GLU:HB2	3:M:59:LYS:HB2	1.40	1.04
1:B:87:LYS:HD2	3:M:829:TRP:CZ3	1.92	1.04
3:M:56:GLU:HB2	3:M:59:LYS:HB2	1.40	1.04
3:M:725:ARG:NH2	3:M:736:GLN:NE2	2.02	1.03
1:B:87:LYS:HD2	3:M:829:TRP:CZ3	1.92	1.03
2:C:136:CYS:CB	3:M:9:ALA:O	2.06	1.03
3:M:421:GLN:HG2	3:M:543:PRO:C	1.78	1.03
3:M:421:GLN:HG2	3:M:543:PRO:C	1.78	1.03
1:B:87:LYS:HD2	3:M:829:TRP:CZ3	1.92	1.03
3:M:421:GLN:HG2	3:M:543:PRO:C	1.78	1.03
3:M:779:ARG:HG3	3:M:783:LEU:CD1	1.78	1.03
3:M:30:LYS:N	3:M:781:ASP:HA	1.72	1.03
3:M:421:GLN:HG2	3:M:543:PRO:C	1.78	1.03
3:M:421:GLN:HG2	3:M:543:PRO:C	1.78	1.03
3:M:709:LYS:C	3:M:710:GLY:N	2.10	1.03
3:M:421:GLN:HG2	3:M:543:PRO:C	1.78	1.03
3:M:421:GLN:HG2	3:M:543:PRO:C	1.78	1.03
2:C:89:GLU:OE1	3:M:730:SER:HA	1.57	1.03
2:C:96:LYS:CD	3:M:721:LYS:HB3	1.87	1.03
3:M:421:GLN:HG2	3:M:543:PRO:C	1.78	1.03
2:C:92:ARG:NH2	3:M:745:GLU:HB2	1.25	1.03
2:C:92:ARG:HB2	3:M:725:ARG:HD2	1.39	1.03
3:M:779:ARG:C	3:M:780:ASP:N	2.11	1.03
3:M:435:GLU:OE1	3:M:652:LEU:HD13	1.58	1.03
1:B:124:GLN:HG2	2:C:16:LEU:HA	1.07	1.03
2:C:90:GLY:O	3:M:21:GLU:HB2	1.57	1.03
2:C:102:VAL:CB	3:M:11:GLY:HA2	1.85	1.03

Continued on next page...

Continued from previous page...

Atom-1	Atom-2	Interatomic distance (Å)	Clash overlap (Å)
3:M:803:TYR:HD1	3:M:807:VAL:HG11	1.19	1.03
3:M:421:GLN:HG2	3:M:543:PRO:C	1.78	1.03
3:M:82:PRO:CG	3:M:774:LEU:CA	2.33	1.03
3:M:149:GLN:NE2	3:M:716:LEU:HD22	1.72	1.03
3:M:421:GLN:HG2	3:M:543:PRO:C	1.78	1.03
3:M:421:GLN:HG2	3:M:543:PRO:C	1.78	1.03
3:M:805:ARG:C	3:M:806:MET:N	2.11	1.03
1:B:101:PHE:CD2	3:M:816:ILE:CD1	2.41	1.03
3:M:421:GLN:HG2	3:M:543:PRO:C	1.78	1.03
3:M:421:GLN:HG2	3:M:543:PRO:C	1.78	1.03
2:C:93:VAL:CG2	3:M:725:ARG:CB	1.78	1.03
1:B:87:LYS:HD2	3:M:829:TRP:CZ3	1.92	1.03
1:B:56:ARG:NH2	3:M:837:LYS:CE	2.11	1.03
2:C:139:TYR:CZ	3:M:7:MET:HB2	1.93	1.03
2:C:149:VAL:HG23	3:M:797:PHE:CE1	1.93	1.03
3:M:149:GLN:CD	3:M:718:ALA:N	2.09	1.03
1:B:101:PHE:CD2	3:M:816:ILE:CD1	2.41	1.03
3:M:803:TYR:CD1	3:M:807:VAL:HG13	1.86	1.03
2:C:149:VAL:HG23	3:M:797:PHE:CE1	1.93	1.03
1:B:87:LYS:NZ	3:M:829:TRP:HE1	1.55	1.03
3:M:93:MET:HB3	3:M:772:LEU:HD23	1.08	1.03
2:C:87:PHE:H	3:M:731:ALA:CB	1.70	1.03
2:C:92:ARG:N	3:M:747:LEU:HD12	1.27	1.03
2:C:102:VAL:HG11	3:M:725:ARG:NE	1.71	1.03
3:M:435:GLU:OE1	3:M:652:LEU:HD13	1.58	1.03
3:M:435:GLU:OE1	3:M:652:LEU:HD13	1.58	1.03
1:B:101:PHE:CD2	3:M:816:ILE:CD1	2.41	1.03
3:M:435:GLU:OE1	3:M:652:LEU:HD13	1.58	1.03
1:B:101:PHE:CD2	3:M:816:ILE:CD1	2.41	1.03
2:C:103:MET:HG2	3:M:10:PHE:HB3	1.34	1.03
3:M:435:GLU:OE1	3:M:652:LEU:HD13	1.58	1.03
3:M:435:GLU:OE1	3:M:652:LEU:HD13	1.58	1.03
2:C:149:VAL:HG23	3:M:797:PHE:CE1	1.93	1.03
3:M:435:GLU:OE1	3:M:652:LEU:HD13	1.58	1.03
1:B:56:ARG:NH2	3:M:837:LYS:CE	2.11	1.03
2:C:149:VAL:HG23	3:M:797:PHE:CE1	1.93	1.03
2:C:87:PHE:H	3:M:731:ALA:N	1.16	1.03
3:M:72:VAL:HG13	3:M:76:GLN:HB3	1.36	1.03
2:C:149:VAL:HG23	3:M:797:PHE:CE1	1.93	1.03
2:C:96:LYS:CG	3:M:6:GLU:CB	1.80	1.03
3:M:22:LYS:H	3:M:787:ILE:HG13	1.17	1.03

Continued on next page...

Continued from previous page...

Atom-1	Atom-2	Interatomic distance (Å)	Clash overlap (Å)
1:B:56:ARG:NH2	3:M:837:LYS:CE	2.11	1.03
1:B:101:PHE:CD2	3:M:816:ILE:CD1	2.41	1.03
2:C:149:VAL:HG23	3:M:797:PHE:CE1	1.93	1.03
1:B:101:PHE:CD2	3:M:816:ILE:CD1	2.41	1.03
1:B:101:PHE:CD2	3:M:816:ILE:CD1	2.41	1.03
2:C:84:PHE:HB3	3:M:731:ALA:O	1.58	1.03
3:M:34:ALA:HB2	3:M:778:MET:HG2	1.04	1.03
3:M:93:MET:C	3:M:772:LEU:HD21	1.79	1.03
1:B:87:LYS:HD2	3:M:829:TRP:CZ3	1.92	1.03
2:C:149:VAL:HG23	3:M:797:PHE:CE1	1.93	1.03
2:C:93:VAL:HG21	3:M:726:VAL:HA	1.40	1.03
1:B:101:PHE:CD2	3:M:816:ILE:CD1	2.41	1.03
3:M:779:ARG:HG2	3:M:783:LEU:HD13	1.40	1.03
2:C:138:ASN:OD1	3:M:738:MET:O	1.76	1.02
3:M:603:LEU:CD1	3:M:647:GLN:O	0.73	1.02
3:M:603:LEU:CD1	3:M:647:GLN:O	0.73	1.02
2:C:149:VAL:HG23	3:M:797:PHE:CE1	1.93	1.02
3:M:802:GLU:O	3:M:806:MET:HG2	1.57	1.02
3:M:603:LEU:CD1	3:M:647:GLN:O	0.73	1.02
3:M:603:LEU:CD1	3:M:647:GLN:O	0.73	1.02
3:M:603:LEU:CD1	3:M:647:GLN:O	0.73	1.02
1:B:87:LYS:HD2	3:M:829:TRP:CZ3	1.92	1.02
3:M:603:LEU:CD1	3:M:647:GLN:O	0.73	1.02
1:B:56:ARG:NH2	3:M:837:LYS:CE	2.11	1.02
3:M:435:GLU:OE1	3:M:652:LEU:HD13	1.58	1.02
3:M:435:GLU:OE1	3:M:652:LEU:HD13	1.58	1.02
3:M:804:ARG:O	3:M:808:GLU:CG	2.07	1.02
1:B:101:PHE:CD2	3:M:816:ILE:CD1	2.41	1.02
3:M:603:LEU:CD1	3:M:647:GLN:O	0.73	1.02
2:C:94:PHE:CA	3:M:722:GLN:HG3	1.86	1.02
3:M:435:GLU:OE1	3:M:652:LEU:HD13	1.58	1.02
1:B:101:PHE:CD2	3:M:816:ILE:CD1	2.41	1.02
3:M:435:GLU:OE1	3:M:652:LEU:HD13	1.58	1.02
3:M:603:LEU:CD1	3:M:647:GLN:O	0.73	1.02
2:C:103:MET:SD	3:M:19:LYS:NZ	2.31	1.02
3:M:24:ARG:CB	3:M:722:GLN:OE1	1.97	1.02
3:M:435:GLU:OE1	3:M:652:LEU:HD13	1.58	1.02
3:M:603:LEU:CD1	3:M:647:GLN:O	0.73	1.02
3:M:435:GLU:OE1	3:M:652:LEU:HD13	1.58	1.02
1:B:101:PHE:CD2	3:M:816:ILE:CD1	2.41	1.02
2:C:149:VAL:HG23	3:M:797:PHE:CE1	1.93	1.02

Continued on next page...

Continued from previous page...

Atom-1	Atom-2	Interatomic distance (Å)	Clash overlap (Å)
3:M:435:GLU:OE1	3:M:652:LEU:HD13	1.58	1.02
3:M:603:LEU:CD1	3:M:647:GLN:O	0.73	1.02
3:M:779:ARG:CA	3:M:783:LEU:N	2.20	1.02
1:B:101:PHE:CD2	3:M:816:ILE:CD1	2.41	1.02
3:M:603:LEU:CD1	3:M:647:GLN:O	0.73	1.02
3:M:435:GLU:OE1	3:M:652:LEU:HD13	1.58	1.02
3:M:603:LEU:HD22	3:M:647:GLN:HG2	1.36	1.02
3:M:774:LEU:CD2	3:M:782:LYS:NZ	2.21	1.02
1:B:101:PHE:CD2	3:M:816:ILE:CD1	2.41	1.02
3:M:603:LEU:HD22	3:M:647:GLN:HG2	1.36	1.02
2:C:96:LYS:HZ3	3:M:725:ARG:NE	1.57	1.02
3:M:603:LEU:HD22	3:M:647:GLN:HG2	1.36	1.02
3:M:20:SER:OG	3:M:787:ILE:HG12	1.57	1.02
3:M:603:LEU:HD22	3:M:647:GLN:HG2	1.36	1.02
1:B:101:PHE:CD2	3:M:816:ILE:CD1	2.41	1.02
3:M:603:LEU:HD22	3:M:647:GLN:HG2	1.36	1.02
3:M:603:LEU:HD22	3:M:647:GLN:HG2	1.36	1.02
2:C:149:VAL:HG23	3:M:797:PHE:CE1	1.93	1.02
3:M:603:LEU:CD1	3:M:647:GLN:O	0.73	1.02
3:M:603:LEU:CD1	3:M:647:GLN:O	0.73	1.02
2:C:93:VAL:HG21	3:M:725:ARG:CB	1.89	1.02
3:M:603:LEU:CD1	3:M:647:GLN:O	0.73	1.02
3:M:603:LEU:CD1	3:M:647:GLN:O	0.73	1.02
3:M:603:LEU:CD1	3:M:647:GLN:O	0.73	1.02
3:M:603:LEU:CD1	3:M:647:GLN:O	0.73	1.02
3:M:603:LEU:CD1	3:M:647:GLN:O	0.73	1.02
2:C:149:VAL:HG23	3:M:797:PHE:CE1	1.93	1.02
3:M:603:LEU:CD1	3:M:647:GLN:O	0.73	1.02
1:B:101:PHE:CD2	3:M:816:ILE:CD1	2.41	1.02
2:C:140:GLU:OE1	3:M:742:LYS:HG2	1.56	1.02
2:C:149:VAL:HG23	3:M:797:PHE:CE1	1.93	1.02
3:M:603:LEU:CD1	3:M:647:GLN:O	0.73	1.02
2:C:109:HIS:HB3	3:M:19:LYS:HZ1	1.21	1.02
3:M:85:TYR:HA	3:M:776:GLU:HB3	1.05	1.02
1:B:101:PHE:CD2	3:M:816:ILE:CD1	2.41	1.02
2:C:149:VAL:HG23	3:M:797:PHE:CE1	1.93	1.02
1:B:101:PHE:CD2	3:M:816:ILE:CD1	2.41	1.02
3:M:34:ALA:HB2	3:M:778:MET:HG3	1.04	1.02
2:C:138:ASN:CA	3:M:738:MET:HB2	1.82	1.02
2:C:139:TYR:CE1	3:M:721:LYS:CG	2.30	1.02
2:C:149:VAL:HG23	3:M:797:PHE:CE1	1.93	1.02

Continued on next page...

Continued from previous page...

Atom-1	Atom-2	Interatomic distance (Å)	Clash overlap (Å)
1:B:101:PHE:CD2	3:M:816:ILE:CD1	2.41	1.02
1:B:56:ARG:HH21	3:M:837:LYS:HE3	0.85	1.02
2:C:93:VAL:CG1	3:M:724:TYR:CA	1.92	1.02
1:B:101:PHE:CD2	3:M:816:ILE:CD1	2.41	1.02
1:B:56:ARG:HH21	3:M:837:LYS:HE3	0.85	1.02
2:C:110:VAL:HG21	3:M:19:LYS:CA	1.75	1.02
2:C:137:ILE:HG13	3:M:11:GLY:O	1.59	1.02
3:M:805:ARG:O	3:M:809:ARG:CB	2.07	1.02
2:C:96:LYS:CA	3:M:21:GLU:C	2.14	1.02
2:C:87:PHE:CE1	3:M:730:SER:OG	2.07	1.02
2:C:88:VAL:HG21	3:M:746:LYS:CG	1.89	1.01
3:M:72:VAL:HG13	3:M:76:GLN:HB3	1.36	1.01
3:M:72:VAL:HG13	3:M:76:GLN:HB3	1.36	1.01
3:M:98:HIS:HB3	3:M:100:PRO:HD2	1.42	1.01
3:M:72:VAL:HG13	3:M:76:GLN:HB3	1.36	1.01
2:C:96:LYS:CA	3:M:6:GLU:CB	2.38	1.01
2:C:139:TYR:CE1	3:M:7:MET:HB2	1.95	1.01
3:M:72:VAL:HG13	3:M:76:GLN:HB3	1.36	1.01
3:M:84:LYS:HB2	3:M:778:MET:H	0.88	1.01
3:M:72:VAL:HG13	3:M:76:GLN:HB3	1.36	1.01
2:C:93:VAL:CG2	3:M:725:ARG:CB	2.28	1.01
3:M:72:VAL:HG13	3:M:76:GLN:HB3	1.36	1.01
2:C:99:ASN:N	3:M:4:ASP:OD2	1.74	1.01
3:M:95:THR:OG1	3:M:771:LEU:CB	2.08	1.01
2:C:149:VAL:HG23	3:M:797:PHE:CE1	1.93	1.01
2:C:84:PHE:HB3	3:M:731:ALA:O	1.58	1.01
2:C:86:ASP:OD2	3:M:750:SER:CA	2.08	1.01
3:M:779:ARG:O	3:M:783:LEU:HD13	1.60	1.01
2:C:93:VAL:CG2	3:M:726:VAL:N	2.23	1.01
2:C:94:PHE:CB	3:M:725:ARG:HB2	1.72	1.01
2:C:103:MET:N	3:M:11:GLY:O	1.92	1.01
3:M:98:HIS:HB3	3:M:100:PRO:HD2	1.42	1.01
3:M:98:HIS:HB3	3:M:100:PRO:HD2	1.42	1.01
2:C:16:LEU:HD13	3:M:807:VAL:HG22	1.02	1.01
3:M:273:SER:HB3	3:M:598:LYS:HG2	1.33	1.01
3:M:435:GLU:OE1	3:M:652:LEU:HD13	1.58	1.01
3:M:98:HIS:HB3	3:M:100:PRO:HD2	1.42	1.01
3:M:29:ASN:CA	3:M:781:ASP:C	2.26	1.01
3:M:98:HIS:HB3	3:M:100:PRO:HD2	1.42	1.01
3:M:273:SER:HB3	3:M:598:LYS:HG2	1.33	1.01
3:M:435:GLU:OE1	3:M:652:LEU:HD13	1.58	1.01

Continued on next page...

Continued from previous page...

Atom-1	Atom-2	Interatomic distance (Å)	Clash overlap (Å)
1:B:87:LYS:NZ	3:M:829:TRP:HE1	1.55	1.01
3:M:85:TYR:CE2	3:M:775:LEU:HD23	1.96	1.01
3:M:98:HIS:HB3	3:M:100:PRO:HD2	1.42	1.01
3:M:273:SER:HB3	3:M:598:LYS:HG2	1.33	1.01
3:M:435:GLU:OE1	3:M:652:LEU:HD13	1.58	1.01
3:M:508:ILE:HD13	3:M:766:PHE:CE2	1.56	1.01
1:B:87:LYS:NZ	3:M:829:TRP:HE1	1.55	1.01
3:M:98:HIS:HB3	3:M:100:PRO:HD2	1.42	1.01
3:M:98:HIS:HB3	3:M:100:PRO:HD2	1.42	1.01
3:M:273:SER:HB3	3:M:598:LYS:HG2	1.33	1.01
3:M:435:GLU:OE1	3:M:652:LEU:HD13	1.58	1.01
3:M:273:SER:HB3	3:M:598:LYS:HG2	1.33	1.01
3:M:435:GLU:OE1	3:M:652:LEU:HD13	1.58	1.01
3:M:98:HIS:HB3	3:M:100:PRO:HD2	1.42	1.01
2:C:138:ASN:C	3:M:738:MET:CB	2.29	1.01
2:C:140:GLU:OE1	3:M:742:LYS:HD3	1.61	1.01
1:B:56:ARG:NH2	3:M:837:LYS:CE	2.11	1.01
3:M:20:SER:OG	3:M:787:ILE:CG1	2.09	1.01
1:B:124:GLN:CG	2:C:16:LEU:O	2.09	1.01
2:C:16:LEU:HD13	3:M:807:VAL:CG2	1.90	1.01
3:M:506:GLU:O	3:M:764:LYS:HE2	1.60	1.01
2:C:16:LEU:CD2	3:M:810:ARG:NH1	2.23	1.01
3:M:803:TYR:O	3:M:807:VAL:HB	1.60	1.01
3:M:56:GLU:HB2	3:M:59:LYS:HB2	1.40	1.01
2:C:110:VAL:HG13	3:M:23:GLU:HB2	1.03	1.01
2:C:139:TYR:CZ	3:M:4:ASP:CA	2.42	1.01
3:M:23:GLU:H	3:M:787:ILE:CG1	1.66	1.01
3:M:25:ILE:HG12	3:M:783:LEU:HD12	1.41	1.01
1:B:56:ARG:HH21	3:M:837:LYS:HE3	0.85	1.01
2:C:93:VAL:CA	3:M:722:GLN:O	2.08	1.01
3:M:779:ARG:CG	3:M:783:LEU:HD11	1.79	1.01
3:M:25:ILE:CB	3:M:783:LEU:CG	2.38	1.01
3:M:29:ASN:CB	3:M:782:LYS:N	2.06	1.01
2:C:100:GLY:HA2	3:M:22:LYS:CD	1.91	1.01
2:C:139:TYR:CD1	3:M:22:LYS:HD2	1.93	1.01
3:M:80:MET:HB3	3:M:777:GLU:HB2	1.40	1.01
2:C:89:GLU:HG2	3:M:743:ALA:O	1.60	1.01
2:C:149:VAL:HG23	3:M:797:PHE:CE1	1.93	1.01
3:M:507:GLY:O	3:M:764:LYS:HE2	1.60	1.01
2:C:144:LYS:CE	3:M:746:LYS:NZ	2.23	1.01
2:C:149:VAL:HG23	3:M:797:PHE:CE1	1.93	1.01

Continued on next page...

Continued from previous page...

Atom-1	Atom-2	Interatomic distance (Å)	Clash overlap (Å)
3:M:506:GLU:HG2	3:M:766:PHE:CE1	1.96	1.01
2:C:96:LYS:N	3:M:722:GLN:HB3	1.73	1.01
2:C:96:LYS:CE	3:M:725:ARG:NH1	0.86	1.01
3:M:421:GLN:HG2	3:M:543:PRO:C	1.77	1.01
3:M:603:LEU:HD22	3:M:647:GLN:HG2	1.35	1.01
2:C:139:TYR:CE2	3:M:4:ASP:HA	1.96	1.01
3:M:82:PRO:CB	3:M:777:GLU:OE1	2.09	1.01
3:M:508:ILE:CB	3:M:766:PHE:CZ	2.44	1.01
3:M:98:HIS:HB3	3:M:100:PRO:HD2	1.42	1.01
3:M:85:TYR:CD1	3:M:776:GLU:HG2	1.94	1.01
3:M:499:GLU:CD	3:M:714:ARG:HH22	1.60	1.01
3:M:505:LYS:O	3:M:762:HIS:NE2	1.94	1.01
3:M:98:HIS:HB3	3:M:100:PRO:HD2	1.42	1.01
2:C:139:TYR:CD1	3:M:22:LYS:CD	2.20	1.01
3:M:98:HIS:HB3	3:M:100:PRO:HD2	1.42	1.01
1:B:56:ARG:HH21	3:M:837:LYS:HE3	0.85	1.01
3:M:98:HIS:HB3	3:M:100:PRO:HD2	1.42	1.01
3:M:98:HIS:HB3	3:M:100:PRO:HD2	1.42	1.01
2:C:96:LYS:O	3:M:718:ALA:CB	2.08	1.00
2:C:16:LEU:HD11	3:M:810:ARG:CG	1.90	1.00
1:B:56:ARG:NH2	3:M:837:LYS:CE	2.11	1.00
2:C:96:LYS:HD2	3:M:722:GLN:HA	1.40	1.00
3:M:779:ARG:HG2	3:M:783:LEU:HD13	1.42	1.00
1:B:56:ARG:HH21	3:M:837:LYS:HE3	0.85	1.00
2:C:97:GLU:N	3:M:718:ALA:HB3	1.57	1.00
2:C:101:THR:N	3:M:20:SER:OG	1.86	1.00
2:C:149:VAL:CG2	3:M:797:PHE:CE1	2.45	1.00
3:M:80:MET:C	3:M:777:GLU:N	2.13	1.00
3:M:803:TYR:CD1	3:M:807:VAL:CG2	2.45	1.00
2:C:92:ARG:CZ	3:M:746:LYS:H	1.67	1.00
2:C:149:VAL:CG2	3:M:797:PHE:CE1	2.45	1.00
3:M:726:VAL:O	3:M:786:ILE:HG13	1.56	1.00
1:B:87:LYS:NZ	3:M:829:TRP:HE1	1.55	1.00
2:C:93:VAL:HA	3:M:722:GLN:O	1.60	1.00
2:C:149:VAL:CG2	3:M:797:PHE:CE1	2.45	1.00
2:C:149:VAL:CG2	3:M:797:PHE:CE1	2.45	1.00
3:M:510:TRP:CD2	3:M:711:PHE:HE2	1.79	1.00
3:M:726:VAL:N	3:M:786:ILE:HD13	1.76	1.00
2:C:100:GLY:CA	3:M:22:LYS:CE	2.39	1.00
3:M:30:LYS:O	3:M:726:VAL:CG1	1.93	1.00
3:M:97:LEU:HD21	3:M:713:SER:N	1.46	1.00

Continued on next page...

Continued from previous page...

Atom-1	Atom-2	Interatomic distance (Å)	Clash overlap (Å)
3:M:421:GLN:HG2	3:M:543:PRO:C	1.78	1.00
3:M:421:GLN:HG2	3:M:543:PRO:C	1.78	1.00
2:C:96:LYS:NZ	3:M:725:ARG:CZ	2.25	1.00
3:M:421:GLN:HG2	3:M:543:PRO:C	1.78	1.00
2:C:110:VAL:CG1	3:M:20:SER:H	1.74	1.00
2:C:137:ILE:H	3:M:11:GLY:C	1.65	1.00
3:M:421:GLN:HG2	3:M:543:PRO:C	1.78	1.00
3:M:502:GLU:OE1	3:M:766:PHE:HE1	1.42	1.00
3:M:421:GLN:HG2	3:M:543:PRO:C	1.78	1.00
3:M:421:GLN:HG2	3:M:543:PRO:C	1.78	1.00
2:C:100:GLY:C	3:M:22:LYS:HE2	1.74	1.00
3:M:82:PRO:CG	3:M:724:TYR:CD1	2.45	1.00
3:M:508:ILE:HD13	3:M:766:PHE:HE2	0.88	1.00
2:C:149:VAL:CG2	3:M:797:PHE:CE1	2.45	1.00
1:B:56:ARG:HH21	3:M:837:LYS:HE3	0.85	1.00
2:C:92:ARG:C	3:M:721:LYS:HA	1.81	1.00
3:M:273:SER:HB3	3:M:598:LYS:HG2	1.33	1.00
3:M:273:SER:HB3	3:M:598:LYS:HG2	1.33	1.00
3:M:273:SER:HB3	3:M:598:LYS:HG2	1.33	1.00
2:C:91:LEU:HD23	3:M:4:ASP:OD2	0.83	1.00
3:M:273:SER:HB3	3:M:598:LYS:HG2	1.33	1.00
3:M:273:SER:HB3	3:M:598:LYS:HG2	1.33	1.00
2:C:149:VAL:CG2	3:M:797:PHE:CE1	2.45	1.00
3:M:273:SER:HB3	3:M:598:LYS:HG2	1.33	1.00
3:M:93:MET:HB3	3:M:772:LEU:CD2	1.90	1.00
1:B:56:ARG:HH21	3:M:837:LYS:HE3	0.85	1.00
2:C:86:ASP:HB2	3:M:728:ASN:HB3	1.40	1.00
2:C:149:VAL:CG2	3:M:797:PHE:CE1	2.45	1.00
3:M:82:PRO:HB2	3:M:777:GLU:OE1	1.60	1.00
2:C:84:PHE:CB	3:M:731:ALA:O	2.10	1.00
2:C:86:ASP:OD2	3:M:750:SER:CA	2.08	1.00
2:C:89:GLU:HG2	3:M:743:ALA:O	1.60	1.00
2:C:149:VAL:CG2	3:M:797:PHE:CE1	2.45	1.00
3:M:98:HIS:HB3	3:M:100:PRO:HD2	1.42	1.00
2:C:149:VAL:CG2	3:M:797:PHE:CE1	2.45	1.00
3:M:98:HIS:HB3	3:M:100:PRO:HD2	1.42	1.00
3:M:98:HIS:HB3	3:M:100:PRO:HD2	1.42	1.00
3:M:98:HIS:HB3	3:M:100:PRO:HD2	1.42	1.00
3:M:98:HIS:HB3	3:M:100:PRO:HD2	1.42	1.00
3:M:98:HIS:HB3	3:M:100:PRO:HD2	1.42	1.00
2:C:149:VAL:CG2	3:M:797:PHE:CE1	2.45	1.00

Continued on next page...

Continued from previous page...

Atom-1	Atom-2	Interatomic distance (Å)	Clash overlap (Å)
3:M:30:LYS:CE	3:M:783:LEU:HD21	1.53	1.00
2:C:106:GLU:CB	3:M:18:ARG:O	2.08	1.00
2:C:149:VAL:CG2	3:M:797:PHE:CE1	2.45	1.00
3:M:85:TYR:OH	3:M:771:LEU:O	1.80	1.00
2:C:149:VAL:CG2	3:M:797:PHE:CE1	2.45	1.00
2:C:84:PHE:CB	3:M:731:ALA:O	2.10	1.00
1:B:124:GLN:HG3	2:C:16:LEU:O	1.60	0.99
2:C:16:LEU:CD1	3:M:810:ARG:CG	2.41	0.99
2:C:100:GLY:HA2	3:M:5:ALA:O	1.62	0.99
1:B:87:LYS:NZ	3:M:829:TRP:HE1	1.55	0.99
3:M:84:LYS:HE3	3:M:720:PHE:C	1.68	0.99
2:C:96:LYS:HZ2	3:M:725:ARG:CD	1.66	0.99
3:M:707:CYS:HG	3:M:712:PRO:C	1.63	0.99
3:M:56:GLU:HB2	3:M:59:LYS:HB2	1.40	0.99
3:M:56:GLU:HB2	3:M:59:LYS:HB2	1.40	0.99
3:M:56:GLU:HB2	3:M:59:LYS:HB2	1.40	0.99
3:M:56:GLU:HB2	3:M:59:LYS:HB2	1.40	0.99
3:M:56:GLU:HB2	3:M:59:LYS:HB2	1.40	0.99
3:M:56:GLU:HB2	3:M:59:LYS:HB2	1.40	0.99
3:M:56:GLU:HB2	3:M:59:LYS:HB2	1.40	0.99
2:C:149:VAL:CG2	3:M:797:PHE:CE1	2.45	0.99
3:M:56:GLU:HB2	3:M:59:LYS:HB2	1.40	0.99
2:C:87:PHE:CD2	3:M:729:ALA:N	2.24	0.99
3:M:507:GLY:C	3:M:764:LYS:HE2	1.80	0.99
3:M:56:GLU:HB2	3:M:59:LYS:HB2	1.40	0.99
2:C:93:VAL:CG1	3:M:724:TYR:HA	1.87	0.99
2:C:103:MET:HB3	3:M:13:ALA:CA	1.25	0.99
2:C:149:VAL:CG2	3:M:797:PHE:CE1	2.45	0.99
3:M:25:ILE:HA	3:M:783:LEU:CG	1.68	0.99
3:M:707:CYS:CB	3:M:712:PRO:HB3	1.91	0.99
3:M:84:LYS:HD3	3:M:720:PHE:CZ	1.96	0.99
3:M:508:ILE:CD1	3:M:714:ARG:NH1	2.26	0.99
2:C:149:VAL:CG2	3:M:797:PHE:CE1	2.45	0.99
3:M:709:LYS:O	3:M:710:GLY:C	2.00	0.99
2:C:114:LEU:HD13	3:M:23:GLU:CB	1.92	0.99
3:M:89:GLU:OE1	3:M:723:ARG:HG3	1.61	0.99
2:C:149:VAL:CG2	3:M:797:PHE:CE1	2.45	0.99
2:C:86:ASP:HB2	3:M:728:ASN:HB3	1.40	0.99
2:C:97:GLU:HA	3:M:24:ARG:HH21	0.96	0.99
1:B:56:ARG:HH21	3:M:837:LYS:HE3	0.85	0.99
3:M:727:LEU:HG	3:M:783:LEU:HG	1.41	0.99
2:C:96:LYS:HB2	3:M:25:ILE:H	1.23	0.99

Continued on next page...

Continued from previous page...

Atom-1	Atom-2	Interatomic distance (Å)	Clash overlap (Å)
2:C:100:GLY:CA	3:M:22:LYS:CD	2.40	0.99
2:C:93:VAL:HG21	3:M:725:ARG:C	1.38	0.99
2:C:149:VAL:CG2	3:M:797:PHE:CE1	2.45	0.99
3:M:25:ILE:C	3:M:780:ASP:O	1.99	0.99
3:M:603:LEU:HD12	3:M:647:GLN:O	1.63	0.99
3:M:603:LEU:HD12	3:M:647:GLN:O	1.63	0.99
2:C:96:LYS:CB	3:M:25:ILE:H	1.75	0.99
3:M:603:LEU:HD12	3:M:647:GLN:O	1.63	0.99
2:C:142:PHE:HB2	3:M:736:GLN:NE2	1.77	0.99
2:C:149:VAL:CG2	3:M:797:PHE:CE1	2.45	0.99
3:M:603:LEU:HD12	3:M:647:GLN:O	1.63	0.99
3:M:603:LEU:HD12	3:M:647:GLN:O	1.63	0.99
3:M:779:ARG:CG	3:M:783:LEU:CD2	2.26	0.99
3:M:149:GLN:HG3	3:M:719:ASP:CB	1.87	0.99
3:M:503:TYR:HH	3:M:711:PHE:HD2	1.00	0.99
1:B:56:ARG:NH2	3:M:837:LYS:CE	2.11	0.99
2:C:149:VAL:CG2	3:M:797:PHE:CE1	2.45	0.99
2:C:17:PHE:HE2	3:M:806:MET:SD	1.84	0.99
3:M:779:ARG:C	3:M:780:ASP:C	2.21	0.99
3:M:26:GLU:HG2	3:M:787:ILE:HG21	1.44	0.99
2:C:100:GLY:CA	3:M:22:LYS:HE2	1.93	0.99
3:M:265:ILE:O	3:M:446:ASN:ND2	1.96	0.99
3:M:265:ILE:O	3:M:446:ASN:ND2	1.96	0.99
3:M:265:ILE:O	3:M:446:ASN:ND2	1.96	0.99
1:B:56:ARG:HH21	3:M:837:LYS:HE3	0.85	0.99
3:M:29:ASN:O	3:M:784:ALA:CB	2.10	0.99
3:M:265:ILE:O	3:M:446:ASN:ND2	1.96	0.99
3:M:265:ILE:O	3:M:446:ASN:ND2	1.96	0.99
3:M:265:ILE:O	3:M:446:ASN:ND2	1.96	0.99
3:M:265:ILE:O	3:M:446:ASN:ND2	1.96	0.99
2:C:87:PHE:N	3:M:731:ALA:CA	2.17	0.99
3:M:507:GLY:O	3:M:764:LYS:HG2	1.63	0.99
2:C:149:VAL:CG2	3:M:797:PHE:CE1	2.45	0.99
3:M:265:ILE:O	3:M:446:ASN:ND2	1.96	0.99
3:M:265:ILE:O	3:M:446:ASN:ND2	1.96	0.98
3:M:265:ILE:O	3:M:446:ASN:ND2	1.96	0.98
3:M:265:ILE:O	3:M:446:ASN:ND2	1.96	0.98
2:C:139:TYR:HE1	3:M:7:MET:N	1.59	0.98
3:M:265:ILE:O	3:M:446:ASN:ND2	1.96	0.98
3:M:265:ILE:O	3:M:446:ASN:ND2	1.96	0.98
3:M:265:ILE:O	3:M:446:ASN:ND2	1.96	0.98

Continued on next page...

Continued from previous page...

Atom-1	Atom-2	Interatomic distance (Å)	Clash overlap (Å)
2:C:88:VAL:CA	3:M:731:ALA:CB	2.37	0.98
3:M:26:GLU:OE2	3:M:787:ILE:CG2	2.10	0.98
2:C:97:GLU:CB	3:M:719:ASP:OD1	2.11	0.98
3:M:508:ILE:HD11	3:M:714:ARG:HH11	1.28	0.98
3:M:603:LEU:HD12	3:M:647:GLN:O	1.63	0.98
2:C:110:VAL:HG13	3:M:787:ILE:HD11	1.45	0.98
2:C:102:VAL:HA	3:M:7:MET:HB3	1.42	0.98
3:M:82:PRO:HG2	3:M:774:LEU:HA	1.45	0.98
2:C:110:VAL:HG13	3:M:787:ILE:HD11	1.46	0.98
1:B:56:ARG:HH21	3:M:837:LYS:HE3	0.85	0.98
3:M:32:PHE:C	3:M:781:ASP:HB2	1.81	0.98
3:M:95:THR:CB	3:M:771:LEU:HD23	1.93	0.98
2:C:102:VAL:CG1	3:M:725:ARG:CD	2.41	0.98
2:C:140:GLU:H	3:M:738:MET:HG2	1.26	0.98
2:C:93:VAL:CA	3:M:722:GLN:O	2.10	0.98
3:M:22:LYS:N	3:M:787:ILE:HG13	1.79	0.98
3:M:499:GLU:CG	3:M:714:ARG:HH12	1.73	0.98
2:C:110:VAL:HG13	3:M:787:ILE:HD11	1.45	0.98
2:C:139:TYR:O	3:M:736:GLN:CG	2.10	0.98
1:B:56:ARG:HH21	3:M:837:LYS:HE3	0.85	0.98
3:M:265:ILE:O	3:M:446:ASN:ND2	1.96	0.98
2:C:110:VAL:HG13	3:M:787:ILE:HD11	1.45	0.98
1:B:56:ARG:HH21	3:M:837:LYS:HE3	0.85	0.98
2:C:110:VAL:HG13	3:M:787:ILE:HD11	1.45	0.98
2:C:110:VAL:HG13	3:M:787:ILE:HD11	1.46	0.98
2:C:144:LYS:HE2	3:M:746:LYS:HZ1	1.23	0.98
3:M:805:ARG:HA	3:M:808:GLU:CB	1.94	0.98
1:B:87:LYS:NZ	3:M:829:TRP:HE1	1.55	0.98
2:C:139:TYR:O	3:M:736:GLN:CG	2.10	0.98
2:C:110:VAL:HG12	3:M:20:SER:HB3	1.44	0.98
3:M:265:ILE:O	3:M:446:ASN:ND2	1.96	0.98
2:C:142:PHE:HB2	3:M:736:GLN:NE2	1.77	0.98
3:M:265:ILE:O	3:M:446:ASN:ND2	1.96	0.98
3:M:265:ILE:O	3:M:446:ASN:ND2	1.96	0.98
3:M:265:ILE:O	3:M:446:ASN:ND2	1.96	0.98
3:M:265:ILE:O	3:M:446:ASN:ND2	1.96	0.98
1:B:87:LYS:NZ	3:M:829:TRP:HE1	1.55	0.98
2:C:76:ALA:HA	2:C:79:LYS:HD2	1.46	0.98
3:M:499:GLU:OE2	3:M:714:ARG:NH2	1.96	0.98
3:M:502:GLU:HB2	3:M:766:PHE:CE1	1.97	0.98
2:C:16:LEU:HD13	3:M:810:ARG:CG	1.74	0.98

Continued on next page...

Continued from previous page...

Atom-1	Atom-2	Interatomic distance (Å)	Clash overlap (Å)
3:M:603:LEU:HD12	3:M:647:GLN:O	1.63	0.98
3:M:603:LEU:HD12	3:M:647:GLN:O	1.63	0.98
3:M:603:LEU:HD12	3:M:647:GLN:O	1.63	0.98
3:M:25:ILE:HG22	3:M:783:LEU:HB3	0.98	0.98
3:M:603:LEU:HD12	3:M:647:GLN:O	1.63	0.98
2:C:110:VAL:HG13	3:M:787:ILE:HD11	1.45	0.98
3:M:603:LEU:HD12	3:M:647:GLN:O	1.63	0.98
3:M:603:LEU:HD12	3:M:647:GLN:O	1.63	0.98
3:M:603:LEU:HD12	3:M:647:GLN:O	1.63	0.98
2:C:76:ALA:HA	2:C:79:LYS:HD2	1.46	0.98
2:C:110:VAL:HG13	3:M:787:ILE:HD11	1.46	0.98
2:C:93:VAL:HG22	3:M:725:ARG:CB	1.93	0.98
3:M:603:LEU:HD12	3:M:647:GLN:O	1.63	0.98
3:M:273:SER:CB	3:M:598:LYS:HE2	1.92	0.98
3:M:273:SER:CB	3:M:598:LYS:HE2	1.92	0.98
3:M:273:SER:CB	3:M:598:LYS:HE2	1.92	0.98
2:C:110:VAL:HG13	3:M:787:ILE:HD11	1.45	0.98
3:M:273:SER:CB	3:M:598:LYS:HE2	1.92	0.98
3:M:273:SER:CB	3:M:598:LYS:HE2	1.92	0.98
3:M:273:SER:CB	3:M:598:LYS:HE2	1.92	0.98
3:M:273:SER:CB	3:M:598:LYS:HE2	1.92	0.98
3:M:503:TYR:CD1	3:M:714:ARG:CZ	2.45	0.98
3:M:273:SER:CB	3:M:598:LYS:HE2	1.92	0.98
2:C:140:GLU:HG3	3:M:738:MET:HG2	1.42	0.98
3:M:727:LEU:HD23	3:M:782:LYS:O	1.64	0.98
2:C:103:MET:HG3	3:M:17:LEU:HD22	1.44	0.98
3:M:435:GLU:OE1	3:M:652:LEU:CD1	2.12	0.98
3:M:435:GLU:OE1	3:M:652:LEU:CD1	2.12	0.98
3:M:435:GLU:OE1	3:M:652:LEU:CD1	2.12	0.98
3:M:435:GLU:OE1	3:M:652:LEU:CD1	2.12	0.98
2:C:96:LYS:HB2	3:M:25:ILE:N	1.79	0.98
3:M:29:ASN:ND2	3:M:725:ARG:CD	2.09	0.98
3:M:93:MET:HE2	3:M:764:LYS:HD2	1.45	0.98
3:M:435:GLU:OE1	3:M:652:LEU:CD1	2.12	0.98
3:M:435:GLU:OE1	3:M:652:LEU:CD1	2.12	0.98
3:M:435:GLU:OE1	3:M:652:LEU:CD1	2.12	0.98
3:M:435:GLU:OE1	3:M:652:LEU:CD1	2.12	0.98
3:M:540:CYS:HB2	3:M:602:PRO:HG2	1.17	0.97
3:M:728:ASN:C	3:M:790:THR:OG1	2.02	0.97
3:M:540:CYS:HB2	3:M:602:PRO:HG2	1.17	0.97
3:M:540:CYS:HB2	3:M:602:PRO:HG2	1.17	0.97

Continued on next page...

Continued from previous page...

Atom-1	Atom-2	Interatomic distance (Å)	Clash overlap (Å)
3:M:540:CYS:HB2	3:M:602:PRO:HG2	1.17	0.97
3:M:540:CYS:HB2	3:M:602:PRO:HG2	1.17	0.97
3:M:540:CYS:HB2	3:M:602:PRO:HG2	1.17	0.97
3:M:435:GLU:OE1	3:M:652:LEU:CD1	2.12	0.97
3:M:93:MET:SD	3:M:715:VAL:HG22	2.04	0.97
3:M:435:GLU:OE1	3:M:652:LEU:CD1	2.12	0.97
3:M:435:GLU:OE1	3:M:652:LEU:CD1	2.12	0.97
3:M:435:GLU:OE1	3:M:652:LEU:CD1	2.12	0.97
3:M:435:GLU:OE1	3:M:652:LEU:CD1	2.12	0.97
3:M:540:CYS:HB2	3:M:602:PRO:HG2	1.17	0.97
3:M:273:SER:HB3	3:M:598:LYS:HG2	1.33	0.97
3:M:273:SER:HB3	3:M:598:LYS:HG2	1.33	0.97
2:C:94:PHE:CD2	3:M:779:ARG:NH2	2.31	0.97
2:C:105:ALA:CB	3:M:21:GLU:HG2	1.92	0.97
3:M:273:SER:HB3	3:M:598:LYS:HG2	1.33	0.97
3:M:273:SER:HB3	3:M:598:LYS:HG2	1.33	0.97
3:M:779:ARG:C	3:M:780:ASP:C	2.21	0.97
3:M:273:SER:HB3	3:M:598:LYS:HG2	1.33	0.97
3:M:273:SER:HB3	3:M:598:LYS:HG2	1.33	0.97
3:M:273:SER:HB3	3:M:598:LYS:HG2	1.33	0.97
2:C:92:ARG:HD2	3:M:725:ARG:HH22	0.81	0.97
3:M:273:SER:HB3	3:M:598:LYS:HG2	1.33	0.97
2:C:93:VAL:HG22	3:M:725:ARG:HB3	0.99	0.97
1:B:56:ARG:HH21	3:M:837:LYS:HE3	0.85	0.97
2:C:110:VAL:HG13	3:M:787:ILE:HD11	1.45	0.97
2:C:76:ALA:HA	2:C:79:LYS:HD2	1.46	0.97
3:M:508:ILE:HD11	3:M:766:PHE:CG	1.99	0.97
2:C:93:VAL:HA	3:M:722:GLN:O	1.63	0.97
2:C:114:LEU:HD13	3:M:23:GLU:CA	1.94	0.97
2:C:97:GLU:CA	3:M:24:ARG:HH21	1.77	0.97
2:C:93:VAL:HG21	3:M:726:VAL:H	1.24	0.97
2:C:87:PHE:CD1	3:M:731:ALA:N	2.24	0.97
2:C:16:LEU:HD11	3:M:810:ARG:CD	1.92	0.97
2:C:137:ILE:HG13	3:M:11:GLY:CA	1.95	0.97
3:M:149:GLN:HB3	3:M:720:PHE:N	1.71	0.97
2:C:92:ARG:HD3	3:M:736:GLN:HE22	1.28	0.97
2:C:110:VAL:HG13	3:M:787:ILE:HD11	1.46	0.97
2:C:76:ALA:HA	2:C:79:LYS:HD2	1.46	0.97
2:C:96:LYS:HG3	3:M:22:LYS:CA	1.91	0.97
3:M:431:LYS:CD	3:M:601:ASP:CA	2.26	0.97
3:M:774:LEU:HG	3:M:782:LYS:HZ3	0.82	0.97

Continued on next page...

Continued from previous page...

Atom-1	Atom-2	Interatomic distance (Å)	Clash overlap (Å)
3:M:431:LYS:CD	3:M:601:ASP:CA	2.26	0.97
3:M:431:LYS:CD	3:M:601:ASP:CA	2.26	0.97
3:M:431:LYS:CD	3:M:601:ASP:CA	2.26	0.97
2:C:76:ALA:HA	2:C:79:LYS:HD2	1.46	0.97
3:M:431:LYS:CD	3:M:601:ASP:CA	2.26	0.97
3:M:431:LYS:CD	3:M:601:ASP:CA	2.26	0.97
2:C:114:LEU:HB2	3:M:26:GLU:CG	1.94	0.97
2:C:96:LYS:CD	3:M:717:TYR:O	2.13	0.97
2:C:76:ALA:HA	2:C:79:LYS:HD2	1.46	0.97
2:C:96:LYS:CD	3:M:721:LYS:CB	2.41	0.97
3:M:435:GLU:OE1	3:M:652:LEU:CD1	2.12	0.97
2:C:110:VAL:HG13	3:M:787:ILE:HD11	1.45	0.97
3:M:85:TYR:CD1	3:M:776:GLU:CG	2.47	0.97
2:C:143:VAL:CG1	3:M:732:ILE:CD1	2.43	0.97
3:M:85:TYR:CE1	3:M:720:PHE:CD1	2.53	0.97
3:M:508:ILE:HD11	3:M:714:ARG:HD3	0.98	0.97
2:C:76:ALA:HA	2:C:79:LYS:HD2	1.46	0.97
3:M:802:GLU:O	3:M:806:MET:HG3	1.62	0.97
2:C:136:CYS:C	3:M:12:GLU:H	1.68	0.97
3:M:94:MET:HA	3:M:773:GLY:N	1.80	0.97
2:C:76:ALA:HA	2:C:79:LYS:HD2	1.46	0.97
3:M:174:SER:HB3	3:M:667:THR:HG21	1.44	0.97
2:C:140:GLU:HB2	3:M:738:MET:H	1.28	0.97
3:M:174:SER:HB3	3:M:667:THR:HG21	1.44	0.97
2:C:139:TYR:HD1	3:M:22:LYS:CD	1.44	0.97
3:M:174:SER:HB3	3:M:667:THR:HG21	1.44	0.97
3:M:174:SER:HB3	3:M:667:THR:HG21	1.44	0.97
3:M:174:SER:HB3	3:M:667:THR:HG21	1.44	0.97
2:C:102:VAL:HG13	3:M:725:ARG:CD	1.95	0.97
2:C:76:ALA:HA	2:C:79:LYS:HD2	1.46	0.97
2:C:96:LYS:HB3	3:M:720:PHE:H	0.82	0.96
3:M:435:GLU:OE1	3:M:652:LEU:CD1	2.12	0.96
3:M:435:GLU:OE1	3:M:652:LEU:CD1	2.12	0.96
3:M:778:MET:HB3	3:M:782:LYS:HD2	1.45	0.96
1:B:56:ARG:HH21	3:M:837:LYS:HE3	0.85	0.96
3:M:435:GLU:OE1	3:M:652:LEU:CD1	2.12	0.96
2:C:110:VAL:HG13	3:M:787:ILE:HD11	1.46	0.96
3:M:435:GLU:OE1	3:M:652:LEU:CD1	2.12	0.96
3:M:435:GLU:OE1	3:M:652:LEU:CD1	2.12	0.96
3:M:805:ARG:CA	3:M:808:GLU:HB2	1.69	0.96
3:M:435:GLU:OE1	3:M:652:LEU:CD1	2.12	0.96

Continued on next page...

Continued from previous page...

Atom-1	Atom-2	Interatomic distance (Å)	Clash overlap (Å)
3:M:428:ALA:HB2	3:M:600:LYS:CB	1.77	0.96
3:M:603:LEU:CD2	3:M:647:GLN:CG	2.31	0.96
3:M:428:ALA:HB2	3:M:600:LYS:CB	1.77	0.96
3:M:603:LEU:CD2	3:M:647:GLN:CG	2.31	0.96
3:M:428:ALA:HB2	3:M:600:LYS:CB	1.77	0.96
3:M:603:LEU:CD2	3:M:647:GLN:CG	2.31	0.96
3:M:84:LYS:NZ	3:M:775:LEU:CB	2.27	0.96
3:M:428:ALA:HB2	3:M:600:LYS:CB	1.77	0.96
3:M:603:LEU:CD2	3:M:647:GLN:CG	2.31	0.96
3:M:510:TRP:CD2	3:M:711:PHE:CE2	2.53	0.96
3:M:428:ALA:HB2	3:M:600:LYS:CB	1.77	0.96
3:M:603:LEU:CD2	3:M:647:GLN:CG	2.31	0.96
3:M:428:ALA:HB2	3:M:600:LYS:CB	1.77	0.96
3:M:603:LEU:CD2	3:M:647:GLN:CG	2.31	0.96
3:M:428:ALA:HB2	3:M:600:LYS:CB	1.77	0.96
3:M:603:LEU:CD2	3:M:647:GLN:CG	2.31	0.96
3:M:428:ALA:HB2	3:M:600:LYS:CB	1.77	0.96
3:M:603:LEU:CD2	3:M:647:GLN:CG	2.31	0.96
2:C:91:LEU:HD11	3:M:729:ALA:C	1.86	0.96
3:M:804:ARG:O	3:M:808:GLU:CG	2.13	0.96
2:C:97:GLU:C	3:M:146:LYS:NZ	2.18	0.96
1:B:87:LYS:CE	3:M:829:TRP:CE2	2.48	0.96
3:M:174:SER:HB3	3:M:667:THR:HG21	1.44	0.96
3:M:174:SER:HB3	3:M:667:THR:HG21	1.44	0.96
2:C:97:GLU:CG	3:M:719:ASP:OD1	0.67	0.96
3:M:174:SER:HB3	3:M:667:THR:HG21	1.44	0.96
3:M:174:SER:HB3	3:M:667:THR:HG21	1.44	0.96
1:B:56:ARG:HH21	3:M:837:LYS:HE3	0.85	0.96
3:M:174:SER:HB3	3:M:667:THR:HG21	1.44	0.96
3:M:174:SER:HB3	3:M:667:THR:HG21	1.44	0.96
3:M:174:SER:HB3	3:M:667:THR:HG21	1.44	0.96
3:M:174:SER:HB3	3:M:667:THR:HG21	1.44	0.96
3:M:174:SER:HB3	3:M:667:THR:HG21	1.44	0.96
2:C:110:VAL:HG13	3:M:787:ILE:HD11	1.46	0.96
1:B:87:LYS:NZ	3:M:829:TRP:HE1	1.55	0.96
3:M:273:SER:CB	3:M:598:LYS:HE2	1.92	0.96
3:M:24:ARG:O	3:M:780:ASP:O	1.81	0.96
3:M:431:LYS:HD3	3:M:601:ASP:HA	0.98	0.96
2:C:114:LEU:HD13	3:M:26:GLU:CA	1.93	0.96
3:M:431:LYS:HD3	3:M:601:ASP:HA	0.98	0.96
3:M:510:TRP:CZ2	3:M:711:PHE:HE2	1.74	0.96
3:M:431:LYS:HD3	3:M:601:ASP:HA	0.98	0.96

Continued on next page...

Continued from previous page...

Atom-1	Atom-2	Interatomic distance (Å)	Clash overlap (Å)
1:B:56:ARG:HH21	3:M:837:LYS:HE3	0.85	0.96
2:C:96:LYS:CD	3:M:717:TYR:O	2.13	0.96
3:M:431:LYS:HD3	3:M:601:ASP:HA	0.98	0.96
3:M:431:LYS:HD3	3:M:601:ASP:HA	0.98	0.96
1:B:87:LYS:CE	3:M:829:TRP:CE2	2.48	0.96
3:M:778:MET:HE2	3:M:782:LYS:HE2	1.44	0.96
1:B:87:LYS:CE	3:M:829:TRP:CE2	2.48	0.96
3:M:273:SER:HB3	3:M:598:LYS:HG2	1.33	0.96
3:M:21:GLU:HB3	3:M:786:ILE:HG21	0.98	0.96
3:M:93:MET:HA	3:M:713:SER:CB	1.95	0.96
2:C:88:VAL:CG2	3:M:746:LYS:HG3	1.84	0.96
3:M:506:GLU:HG2	3:M:764:LYS:HE3	1.42	0.96
2:C:76:ALA:HA	2:C:79:LYS:HD2	1.46	0.96
3:M:81:ASN:HA	3:M:772:LEU:O	1.64	0.96
3:M:506:GLU:CA	3:M:764:LYS:HE2	1.94	0.96
2:C:110:VAL:HG13	3:M:787:ILE:HD11	1.45	0.96
3:M:25:ILE:HA	3:M:783:LEU:HD22	0.97	0.96
2:C:98:GLY:H	3:M:718:ALA:CB	1.78	0.96
2:C:110:VAL:HG13	3:M:787:ILE:HD11	1.46	0.96
1:B:56:ARG:HH21	3:M:837:LYS:HE3	0.85	0.96
3:M:510:TRP:CH2	3:M:766:PHE:HB3	2.01	0.96
2:C:114:LEU:HB2	3:M:23:GLU:HG2	1.46	0.96
3:M:24:ARG:HD3	3:M:779:ARG:NH1	1.80	0.96
3:M:92:ALA:O	3:M:713:SER:CB	0.66	0.96
3:M:725:ARG:HH22	3:M:736:GLN:NE2	1.63	0.96
1:B:125:CYS:N	2:C:15:LEU:O	1.98	0.96
2:C:93:VAL:HG23	3:M:729:ALA:HB2	1.47	0.96
2:C:94:PHE:CE2	3:M:779:ARG:NH2	2.32	0.96
3:M:25:ILE:CB	3:M:783:LEU:CD2	2.18	0.96
3:M:29:ASN:OD1	3:M:782:LYS:N	1.71	0.96
3:M:707:CYS:C	3:M:712:PRO:CB	2.19	0.96
3:M:506:GLU:HA	3:M:764:LYS:CE	1.91	0.96
1:B:87:LYS:HZ2	3:M:829:TRP:HZ2	0.98	0.96
3:M:726:VAL:HG13	3:M:786:ILE:HD11	0.99	0.96
2:C:96:LYS:HE2	3:M:744:SER:HB3	1.47	0.96
3:M:273:SER:CB	3:M:598:LYS:HE2	1.92	0.96
3:M:273:SER:CB	3:M:598:LYS:HE2	1.92	0.96
2:C:110:VAL:HG13	3:M:787:ILE:HD11	1.46	0.96
3:M:174:SER:HB3	3:M:667:THR:HG21	1.44	0.96
3:M:540:CYS:HB2	3:M:602:PRO:HG3	1.47	0.96
3:M:273:SER:CB	3:M:598:LYS:HE2	1.92	0.96

Continued on next page...

Continued from previous page...

Atom-1	Atom-2	Interatomic distance (Å)	Clash overlap (Å)
2:C:131:GLU:HB2	3:M:12:GLU:OE2	1.64	0.96
3:M:273:SER:CB	3:M:598:LYS:HE2	1.92	0.96
3:M:803:TYR:CD1	3:M:807:VAL:HG11	1.98	0.96
3:M:273:SER:CB	3:M:598:LYS:HE2	1.92	0.96
3:M:273:SER:CB	3:M:598:LYS:HE2	1.92	0.96
2:C:90:GLY:O	3:M:26:GLU:HB3	1.64	0.96
3:M:802:GLU:CD	3:M:809:ARG:HH12	1.68	0.96
3:M:510:TRP:CE3	3:M:711:PHE:HE2	1.83	0.96
2:C:114:LEU:CB	3:M:23:GLU:HG2	1.95	0.96
2:C:76:ALA:HA	2:C:79:LYS:HD2	1.46	0.96
3:M:428:ALA:HB2	3:M:600:LYS:CB	1.77	0.96
3:M:428:ALA:HB2	3:M:600:LYS:CB	1.77	0.96
3:M:428:ALA:HB2	3:M:600:LYS:CB	1.77	0.96
3:M:428:ALA:HB2	3:M:600:LYS:CB	1.77	0.96
3:M:428:ALA:HB2	3:M:600:LYS:CB	1.77	0.96
2:C:76:ALA:HA	2:C:79:LYS:HD2	1.46	0.96
3:M:89:GLU:CB	3:M:719:ASP:OD2	2.12	0.96
2:C:89:GLU:HG2	3:M:725:ARG:HH21	1.20	0.96
2:C:143:VAL:HG22	3:M:732:ILE:N	1.74	0.95
1:B:87:LYS:NZ	3:M:829:TRP:HE1	1.55	0.95
3:M:273:SER:CB	3:M:598:LYS:HE2	1.92	0.95
1:B:87:LYS:NZ	3:M:829:TRP:HE1	1.55	0.95
3:M:273:SER:CB	3:M:598:LYS:HE2	1.92	0.95
3:M:273:SER:CB	3:M:598:LYS:HE2	1.92	0.95
2:C:98:GLY:H	3:M:718:ALA:CB	1.78	0.95
3:M:273:SER:CB	3:M:598:LYS:HE2	1.92	0.95
3:M:273:SER:CB	3:M:598:LYS:HE2	1.92	0.95
3:M:778:MET:HB3	3:M:782:LYS:CD	1.95	0.95
2:C:76:ALA:HA	2:C:79:LYS:HD2	1.46	0.95
2:C:136:CYS:HA	3:M:12:GLU:N	1.80	0.95
2:C:139:TYR:CE1	3:M:7:MET:CA	2.45	0.95
3:M:540:CYS:HB2	3:M:602:PRO:HG3	1.47	0.95
3:M:540:CYS:HB2	3:M:602:PRO:HG3	1.47	0.95
3:M:540:CYS:HB2	3:M:602:PRO:HG3	1.47	0.95
3:M:540:CYS:HB2	3:M:602:PRO:HG3	1.47	0.95
3:M:540:CYS:HB2	3:M:602:PRO:HG3	1.47	0.95
3:M:540:CYS:HB2	3:M:602:PRO:HG3	1.47	0.95
3:M:540:CYS:HB2	3:M:602:PRO:HG3	1.47	0.95
2:C:140:GLU:HB2	3:M:738:MET:H	1.28	0.95
3:M:540:CYS:HB2	3:M:602:PRO:HG3	1.47	0.95
2:C:110:VAL:HG13	3:M:787:ILE:HD11	1.45	0.95

Continued on next page...

Continued from previous page...

Atom-1	Atom-2	Interatomic distance (Å)	Clash overlap (Å)
1:B:87:LYS:CE	3:M:829:TRP:CE2	2.48	0.95
2:C:91:LEU:HB2	3:M:725:ARG:HH12	1.17	0.95
1:B:124:GLN:HG2	2:C:16:LEU:CA	1.86	0.95
3:M:506:GLU:C	3:M:764:LYS:HE2	1.86	0.95
2:C:86:ASP:CG	3:M:728:ASN:OD1	2.05	0.95
3:M:540:CYS:HB2	3:M:602:PRO:HG3	1.47	0.95
3:M:540:CYS:HB2	3:M:602:PRO:HG3	1.47	0.95
3:M:540:CYS:HB2	3:M:602:PRO:HG3	1.47	0.95
3:M:725:ARG:HH22	3:M:736:GLN:NE2	1.63	0.95
3:M:540:CYS:HB2	3:M:602:PRO:HG3	1.47	0.95
3:M:540:CYS:HB2	3:M:602:PRO:HG3	1.47	0.95
3:M:540:CYS:HB2	3:M:602:PRO:HG3	1.47	0.95
3:M:803:TYR:HD1	3:M:807:VAL:HG11	0.79	0.95
3:M:546:THR:HG22	3:M:548:THR:H	1.32	0.95
2:C:98:GLY:N	3:M:718:ALA:CB	2.30	0.95
3:M:546:THR:HG22	3:M:548:THR:H	1.32	0.95
3:M:29:ASN:OD1	3:M:725:ARG:HG2	1.64	0.95
3:M:85:TYR:HE2	3:M:775:LEU:CD2	1.79	0.95
3:M:546:THR:HG22	3:M:548:THR:H	1.32	0.95
2:C:143:VAL:CG1	3:M:732:ILE:CD1	2.43	0.95
3:M:546:THR:HG22	3:M:548:THR:H	1.32	0.95
3:M:726:VAL:N	3:M:786:ILE:HD13	1.76	0.95
3:M:546:THR:HG22	3:M:548:THR:H	1.32	0.95
3:M:778:MET:C	3:M:782:LYS:HB2	1.86	0.95
1:B:87:LYS:HZ2	3:M:829:TRP:HZ2	0.98	0.95
2:C:139:TYR:CE1	3:M:7:MET:CB	2.49	0.95
3:M:431:LYS:HD3	3:M:601:ASP:HA	0.98	0.95
3:M:431:LYS:HD3	3:M:601:ASP:HA	0.98	0.95
3:M:431:LYS:HD3	3:M:601:ASP:HA	0.98	0.95
1:B:87:LYS:CE	3:M:829:TRP:CE2	2.48	0.95
3:M:431:LYS:HD3	3:M:601:ASP:HA	0.98	0.95
3:M:30:LYS:O	3:M:726:VAL:HG12	1.16	0.95
3:M:85:TYR:HH	3:M:720:PHE:HE1	1.02	0.95
3:M:431:LYS:HD3	3:M:601:ASP:HA	0.98	0.95
3:M:431:LYS:HD3	3:M:601:ASP:HA	0.98	0.95
3:M:431:LYS:HD3	3:M:601:ASP:HA	0.98	0.95
2:C:87:PHE:CD1	3:M:731:ALA:N	2.24	0.95
2:C:92:ARG:HB2	3:M:725:ARG:HH11	1.30	0.95
3:M:431:LYS:HD3	3:M:601:ASP:HA	0.98	0.95
2:C:93:VAL:O	3:M:722:GLN:HG3	1.65	0.95
3:M:707:CYS:HB3	3:M:712:PRO:HB3	0.96	0.95

Continued on next page...

Continued from previous page...

Atom-1	Atom-2	Interatomic distance (Å)	Clash overlap (Å)
1:B:87:LYS:CE	3:M:829:TRP:CE2	2.48	0.95
3:M:174:SER:HB3	3:M:667:THR:HG21	1.44	0.95
3:M:265:ILE:O	3:M:442:VAL:CG1	2.15	0.95
3:M:778:MET:CG	3:M:782:LYS:CD	2.30	0.95
3:M:174:SER:HB3	3:M:667:THR:HG21	1.44	0.95
3:M:265:ILE:O	3:M:442:VAL:CG1	2.15	0.95
3:M:265:ILE:O	3:M:442:VAL:CG1	2.15	0.95
3:M:174:SER:HB3	3:M:667:THR:HG21	1.44	0.95
3:M:265:ILE:O	3:M:442:VAL:CG1	2.15	0.95
3:M:174:SER:HB3	3:M:667:THR:HG21	1.44	0.95
3:M:265:ILE:O	3:M:442:VAL:CG1	2.15	0.95
3:M:174:SER:HB3	3:M:667:THR:HG21	1.44	0.95
3:M:265:ILE:O	3:M:442:VAL:CG1	2.15	0.95
3:M:802:GLU:OE2	3:M:809:ARG:NH2	2.00	0.95
3:M:174:SER:HB3	3:M:667:THR:HG21	1.44	0.95
3:M:265:ILE:O	3:M:442:VAL:CG1	2.15	0.95
2:C:76:ALA:HA	2:C:79:LYS:HD2	1.46	0.95
3:M:540:CYS:HB2	3:M:602:PRO:HG3	1.47	0.95
2:C:86:ASP:CG	3:M:728:ASN:OD1	2.05	0.95
3:M:540:CYS:HB2	3:M:602:PRO:HG3	1.47	0.95
3:M:540:CYS:HB2	3:M:602:PRO:HG3	1.47	0.95
3:M:540:CYS:HB2	3:M:602:PRO:HG3	1.47	0.95
3:M:540:CYS:HB2	3:M:602:PRO:HG3	1.47	0.95
2:C:102:VAL:HB	3:M:11:GLY:HA2	1.46	0.95
2:C:136:CYS:H	3:M:138:LYS:HD3	1.29	0.95
2:C:93:VAL:CB	3:M:726:VAL:HG23	1.97	0.95
3:M:25:ILE:HG23	3:M:783:LEU:CA	1.95	0.95
3:M:725:ARG:HH22	3:M:736:GLN:NE2	1.63	0.95
2:C:100:GLY:C	3:M:22:LYS:HE3	1.85	0.95
3:M:29:ASN:CG	3:M:725:ARG:HD3	1.86	0.95
3:M:725:ARG:HH22	3:M:736:GLN:NE2	1.63	0.95
2:C:110:VAL:HG11	3:M:726:VAL:HG22	1.44	0.95
2:C:106:GLU:CD	3:M:17:LEU:CA	2.31	0.95
3:M:431:LYS:CD	3:M:601:ASP:CA	2.26	0.95
1:B:87:LYS:CE	3:M:829:TRP:CE2	2.48	0.95
3:M:431:LYS:CD	3:M:601:ASP:CA	2.26	0.95
3:M:431:LYS:CD	3:M:601:ASP:CA	2.26	0.95
3:M:431:LYS:CD	3:M:601:ASP:CA	2.26	0.95
3:M:708:ARG:CA	3:M:712:PRO:HG3	1.96	0.95
2:C:96:LYS:HB2	3:M:24:ARG:CA	1.91	0.95
3:M:86:ASP:CB	3:M:779:ARG:NH2	2.30	0.95

Continued on next page...

Continued from previous page...

Atom-1	Atom-2	Interatomic distance (Å)	Clash overlap (Å)
3:M:431:LYS:CD	3:M:601:ASP:CA	2.26	0.95
3:M:431:LYS:CD	3:M:601:ASP:CA	2.26	0.95
3:M:431:LYS:CD	3:M:601:ASP:CA	2.26	0.95
3:M:431:LYS:CD	3:M:601:ASP:CA	2.26	0.95
3:M:263:ALA:HB3	3:M:449:LEU:HB3	1.49	0.95
3:M:263:ALA:HB3	3:M:449:LEU:HB3	1.49	0.95
3:M:263:ALA:HB3	3:M:449:LEU:HB3	1.49	0.95
3:M:263:ALA:HB3	3:M:449:LEU:HB3	1.49	0.95
3:M:263:ALA:HB3	3:M:449:LEU:HB3	1.49	0.95
3:M:263:ALA:HB3	3:M:449:LEU:HB3	1.49	0.95
3:M:263:ALA:HB3	3:M:449:LEU:HB3	1.49	0.95
2:C:103:MET:HG3	3:M:19:LYS:CE	1.80	0.95
3:M:510:TRP:CZ2	3:M:711:PHE:HE2	1.85	0.95
2:C:110:VAL:HG13	3:M:787:ILE:HD11	1.45	0.95
3:M:779:ARG:HG3	3:M:783:LEU:HD21	1.46	0.94
2:C:93:VAL:CA	3:M:725:ARG:HB2	1.95	0.94
2:C:96:LYS:NZ	3:M:725:ARG:NH1	2.13	0.94
3:M:21:GLU:C	3:M:786:ILE:HB	1.86	0.94
3:M:25:ILE:O	3:M:781:ASP:C	2.04	0.94
3:M:26:GLU:HG2	3:M:784:ALA:HA	1.46	0.94
3:M:546:THR:HG22	3:M:548:THR:H	1.32	0.94
3:M:546:THR:HG22	3:M:548:THR:H	1.32	0.94
3:M:546:THR:HG22	3:M:548:THR:H	1.32	0.94
3:M:546:THR:HG22	3:M:548:THR:H	1.32	0.94
3:M:546:THR:HG22	3:M:548:THR:H	1.32	0.94
3:M:546:THR:HG22	3:M:548:THR:H	1.32	0.94
3:M:546:THR:HG22	3:M:548:THR:H	1.32	0.94
3:M:546:THR:HG22	3:M:548:THR:H	1.32	0.94
2:C:93:VAL:HG21	3:M:726:VAL:N	1.82	0.94
3:M:546:THR:HG22	3:M:548:THR:H	1.32	0.94
1:B:87:LYS:CD	3:M:829:TRP:CH2	2.50	0.94
2:C:92:ARG:O	3:M:722:GLN:CA	2.14	0.94
2:C:16:LEU:HD13	3:M:810:ARG:HG3	1.47	0.94
3:M:85:TYR:HA	3:M:776:GLU:HB2	1.09	0.94
3:M:707:CYS:HB3	3:M:712:PRO:HB3	0.95	0.94
1:B:87:LYS:CE	3:M:829:TRP:CE2	2.48	0.94
2:C:110:VAL:HG13	3:M:787:ILE:HD11	1.46	0.94
1:B:87:LYS:CE	3:M:829:TRP:CE2	2.48	0.94
2:C:92:ARG:HB2	3:M:725:ARG:CD	1.98	0.94
3:M:82:PRO:CB	3:M:777:GLU:CD	2.35	0.94
1:B:87:LYS:CD	3:M:829:TRP:CH2	2.50	0.94
3:M:265:ILE:O	3:M:442:VAL:CG1	2.15	0.94
3:M:509:GLU:HB3	3:M:714:ARG:CB	1.95	0.94

Continued on next page...

Continued from previous page...

Atom-1	Atom-2	Interatomic distance (Å)	Clash overlap (Å)
2:C:76:ALA:HA	2:C:79:LYS:HD2	1.46	0.94
3:M:265:ILE:O	3:M:442:VAL:CG1	2.15	0.94
3:M:265:ILE:O	3:M:442:VAL:CG1	2.15	0.94
3:M:265:ILE:O	3:M:442:VAL:CG1	2.15	0.94
2:C:92:ARG:CD	3:M:725:ARG:NH2	2.21	0.94
3:M:265:ILE:O	3:M:442:VAL:CG1	2.15	0.94
3:M:507:GLY:O	3:M:764:LYS:CG	2.16	0.94
2:C:96:LYS:HD2	3:M:722:GLN:N	1.81	0.94
3:M:603:LEU:HD12	3:M:647:GLN:O	1.63	0.94
2:C:88:VAL:HB	3:M:732:ILE:CD1	1.97	0.94
3:M:603:LEU:HD12	3:M:647:GLN:O	1.63	0.94
3:M:263:ALA:HB3	3:M:449:LEU:HB3	1.49	0.94
3:M:725:ARG:HH22	3:M:736:GLN:NE2	1.63	0.94
3:M:603:LEU:HD12	3:M:647:GLN:O	1.63	0.94
3:M:779:ARG:HG2	3:M:783:LEU:HD13	1.49	0.94
2:C:103:MET:HG2	3:M:10:PHE:CB	1.97	0.94
3:M:603:LEU:HD12	3:M:647:GLN:O	1.63	0.94
3:M:603:LEU:HD12	3:M:647:GLN:O	1.63	0.94
1:B:87:LYS:CD	3:M:829:TRP:CH2	2.50	0.94
3:M:603:LEU:HD12	3:M:647:GLN:O	1.63	0.94
3:M:25:ILE:N	3:M:783:LEU:HD23	1.81	0.94
3:M:779:ARG:C	3:M:780:ASP:O	2.06	0.94
2:C:96:LYS:HG3	3:M:721:LYS:HB2	1.50	0.94
3:M:779:ARG:C	3:M:780:ASP:O	2.06	0.94
2:C:88:VAL:CA	3:M:731:ALA:HB3	1.90	0.94
2:C:91:LEU:CD1	3:M:729:ALA:O	2.15	0.94
2:C:106:GLU:OE2	3:M:17:LEU:CB	2.14	0.94
1:B:87:LYS:CE	3:M:829:TRP:CE2	2.48	0.94
2:C:103:MET:HE1	3:M:11:GLY:N	1.81	0.94
3:M:81:ASN:CA	3:M:772:LEU:O	2.15	0.94
1:B:87:LYS:CE	3:M:829:TRP:CE2	2.48	0.94
3:M:603:LEU:HD11	3:M:647:GLN:O	1.12	0.94
3:M:603:LEU:HD11	3:M:647:GLN:O	1.12	0.94
3:M:603:LEU:HD11	3:M:647:GLN:O	1.12	0.94
1:B:87:LYS:CE	3:M:829:TRP:CE2	2.48	0.94
3:M:603:LEU:HD11	3:M:647:GLN:O	1.12	0.94
3:M:603:LEU:HD11	3:M:647:GLN:O	1.12	0.94
2:C:137:ILE:HD12	3:M:736:GLN:HE21	1.29	0.94
2:C:139:TYR:CE2	3:M:725:ARG:CD	2.50	0.94
3:M:273:SER:CA	3:M:598:LYS:HG2	1.97	0.94
3:M:273:SER:CA	3:M:598:LYS:HG2	1.97	0.94

Continued on next page...

Continued from previous page...

Atom-1	Atom-2	Interatomic distance (Å)	Clash overlap (Å)
2:C:93:VAL:CG2	3:M:725:ARG:HB3	1.97	0.94
3:M:273:SER:CA	3:M:598:LYS:HG2	1.97	0.94
3:M:273:SER:CA	3:M:598:LYS:HG2	1.97	0.94
3:M:273:SER:CA	3:M:598:LYS:HG2	1.97	0.94
3:M:273:SER:CA	3:M:598:LYS:HG2	1.97	0.94
3:M:725:ARG:HH22	3:M:736:GLN:NE2	1.63	0.94
1:B:87:LYS:CE	3:M:829:TRP:CE2	2.48	0.94
3:M:507:GLY:HA3	3:M:764:LYS:CE	1.96	0.94
1:B:87:LYS:CD	3:M:829:TRP:CH2	2.50	0.94
2:C:76:ALA:HA	2:C:79:LYS:HD2	1.46	0.94
3:M:273:SER:CA	3:M:598:LYS:HG2	1.98	0.94
2:C:94:PHE:O	3:M:18:ARG:HD3	1.65	0.94
2:C:97:GLU:OE2	3:M:152:PRO:HD2	1.68	0.94
3:M:265:ILE:O	3:M:442:VAL:CG1	2.15	0.94
3:M:265:ILE:O	3:M:442:VAL:CG1	2.15	0.94
1:B:87:LYS:HZ2	3:M:829:TRP:HZ2	0.97	0.94
3:M:265:ILE:O	3:M:442:VAL:CG1	2.15	0.94
3:M:93:MET:C	3:M:772:LEU:HD23	1.81	0.94
3:M:265:ILE:O	3:M:442:VAL:CG1	2.15	0.94
1:B:56:ARG:HH21	3:M:837:LYS:HE3	0.85	0.94
3:M:265:ILE:O	3:M:442:VAL:CG1	2.15	0.94
1:B:87:LYS:CD	3:M:829:TRP:CH2	2.50	0.94
2:C:76:ALA:HA	2:C:79:LYS:HD2	1.46	0.94
3:M:265:ILE:O	3:M:442:VAL:CG1	2.15	0.94
1:B:87:LYS:HZ2	3:M:829:TRP:HZ2	0.98	0.94
2:C:76:ALA:HA	2:C:79:LYS:HD2	1.46	0.94
3:M:265:ILE:O	3:M:442:VAL:CG1	2.15	0.94
2:C:87:PHE:HA	3:M:729:ALA:CA	1.89	0.94
3:M:265:ILE:O	3:M:442:VAL:CG1	2.15	0.94
2:C:146:ILE:H	3:M:733:PRO:HD3	1.31	0.94
3:M:428:ALA:HB2	3:M:600:LYS:CB	1.77	0.94
3:M:428:ALA:HB2	3:M:600:LYS:CB	1.77	0.94
3:M:428:ALA:HB2	3:M:600:LYS:CB	1.77	0.94
3:M:428:ALA:HB2	3:M:600:LYS:CB	1.77	0.94
3:M:428:ALA:HB2	3:M:600:LYS:CB	1.77	0.94
3:M:428:ALA:HB2	3:M:600:LYS:CB	1.77	0.94
3:M:428:ALA:HB2	3:M:600:LYS:CB	1.77	0.94
3:M:603:LEU:HD22	3:M:647:GLN:HB3	1.34	0.94
3:M:603:LEU:HD22	3:M:647:GLN:HB3	1.34	0.94
3:M:603:LEU:HD22	3:M:647:GLN:HB3	1.34	0.94
3:M:25:ILE:HG23	3:M:783:LEU:HG	0.96	0.94
3:M:603:LEU:HD22	3:M:647:GLN:HB3	1.34	0.94

Continued on next page...

Continued from previous page...

Atom-1	Atom-2	Interatomic distance (Å)	Clash overlap (Å)
3:M:34:ALA:HA	3:M:777:GLU:HG2	1.46	0.94
3:M:603:LEU:HD22	3:M:647:GLN:HB3	1.34	0.94
1:B:87:LYS:HZ2	3:M:829:TRP:HZ2	0.98	0.94
3:M:603:LEU:HD22	3:M:647:GLN:HB3	1.34	0.94
3:M:603:LEU:HD22	3:M:647:GLN:HB3	1.34	0.94
2:C:93:VAL:CG2	3:M:726:VAL:N	2.31	0.94
3:M:603:LEU:HD22	3:M:647:GLN:HB3	1.34	0.94
3:M:779:ARG:HG2	3:M:783:LEU:CD1	1.94	0.94
3:M:21:GLU:C	3:M:786:ILE:CB	2.31	0.94
3:M:93:MET:HE1	3:M:715:VAL:HA	1.50	0.94
2:C:76:ALA:HA	2:C:79:LYS:HD2	1.46	0.94
2:C:96:LYS:HG3	3:M:721:LYS:HB2	1.50	0.94
3:M:93:MET:CE	3:M:764:LYS:CD	2.46	0.94
3:M:725:ARG:HH22	3:M:736:GLN:NE2	1.63	0.94
3:M:92:ALA:O	3:M:713:SER:CA	2.14	0.93
3:M:25:ILE:HG22	3:M:783:LEU:CB	1.62	0.93
1:B:87:LYS:CE	3:M:829:TRP:CE2	2.48	0.93
2:C:96:LYS:HD2	3:M:722:GLN:HA	1.47	0.93
2:C:94:PHE:H	3:M:26:GLU:HB2	1.33	0.93
1:B:87:LYS:NZ	3:M:829:TRP:HE1	1.55	0.93
1:B:87:LYS:NZ	3:M:829:TRP:HE1	1.55	0.93
3:M:774:LEU:O	3:M:782:LYS:HD3	1.68	0.93
2:C:93:VAL:HG13	3:M:723:ARG:C	1.88	0.93
3:M:511:GLU:OE1	3:M:764:LYS:HG2	1.67	0.93
3:M:546:THR:HG22	3:M:548:THR:H	1.32	0.93
2:C:16:LEU:CD1	3:M:810:ARG:HG2	1.96	0.93
3:M:603:LEU:HD11	3:M:647:GLN:O	1.12	0.93
3:M:603:LEU:HD11	3:M:647:GLN:O	1.12	0.93
3:M:626:TYR:CE1	3:M:647:GLN:CD	2.42	0.93
3:M:603:LEU:HD11	3:M:647:GLN:O	1.12	0.93
3:M:603:LEU:HD11	3:M:647:GLN:O	1.12	0.93
3:M:707:CYS:O	3:M:712:PRO:HD3	1.68	0.93
3:M:626:TYR:CE1	3:M:647:GLN:CD	2.42	0.93
3:M:725:ARG:HH22	3:M:736:GLN:NE2	1.63	0.93
3:M:82:PRO:CD	3:M:724:TYR:HE1	1.81	0.93
3:M:93:MET:CE	3:M:764:LYS:HD3	1.96	0.93
3:M:603:LEU:HD11	3:M:647:GLN:O	1.12	0.93
3:M:626:TYR:CE1	3:M:647:GLN:CD	2.42	0.93
3:M:603:LEU:HD11	3:M:647:GLN:O	1.12	0.93
3:M:603:LEU:HD11	3:M:647:GLN:O	1.12	0.93
3:M:626:TYR:CE1	3:M:647:GLN:CD	2.42	0.93

Continued on next page...

Continued from previous page...

Atom-1	Atom-2	Interatomic distance (Å)	Clash overlap (Å)
3:M:626:TYR:CE1	3:M:647:GLN:CD	2.42	0.93
3:M:603:LEU:HD11	3:M:647:GLN:O	1.12	0.93
1:B:87:LYS:HZ2	3:M:829:TRP:HZ2	0.98	0.93
1:B:87:LYS:CE	3:M:829:TRP:CE2	2.48	0.93
3:M:447:GLN:O	3:M:450:ASP:HB2	1.68	0.93
3:M:447:GLN:O	3:M:450:ASP:HB2	1.68	0.93
3:M:510:TRP:CB	3:M:714:ARG:NH1	2.30	0.93
3:M:603:LEU:HD22	3:M:647:GLN:HB3	1.34	0.93
2:C:96:LYS:CG	3:M:722:GLN:H	1.65	0.93
3:M:447:GLN:O	3:M:450:ASP:HB2	1.68	0.93
2:C:106:GLU:O	3:M:23:GLU:OE1	1.85	0.93
3:M:83:PRO:HB2	3:M:780:ASP:CG	1.88	0.93
3:M:447:GLN:O	3:M:450:ASP:HB2	1.68	0.93
3:M:510:TRP:CE2	3:M:711:PHE:CE2	2.56	0.93
3:M:603:LEU:HD22	3:M:647:GLN:HB3	1.34	0.93
3:M:447:GLN:O	3:M:450:ASP:HB2	1.68	0.93
3:M:603:LEU:HD22	3:M:647:GLN:HB3	1.34	0.93
3:M:447:GLN:O	3:M:450:ASP:HB2	1.68	0.93
3:M:447:GLN:O	3:M:450:ASP:HB2	1.68	0.93
3:M:603:LEU:HD22	3:M:647:GLN:HB3	1.34	0.93
3:M:603:LEU:HD22	3:M:647:GLN:HB3	1.34	0.93
3:M:447:GLN:O	3:M:450:ASP:HB2	1.68	0.93
3:M:540:CYS:HB3	3:M:602:PRO:HG2	0.93	0.93
3:M:540:CYS:HB3	3:M:602:PRO:HG2	0.93	0.93
3:M:540:CYS:HB3	3:M:602:PRO:HG2	0.93	0.93
3:M:25:ILE:HG22	3:M:781:ASP:O	1.68	0.93
3:M:540:CYS:HB3	3:M:602:PRO:HG2	0.93	0.93
3:M:540:CYS:HB3	3:M:602:PRO:HG2	0.93	0.93
2:C:89:GLU:HA	3:M:725:ARG:CZ	1.97	0.93
3:M:540:CYS:HB3	3:M:602:PRO:HG2	0.93	0.93
3:M:263:ALA:HB3	3:M:449:LEU:HB3	1.49	0.93
3:M:263:ALA:HB3	3:M:449:LEU:HB3	1.49	0.93
3:M:263:ALA:HB3	3:M:449:LEU:HB3	1.49	0.93
3:M:263:ALA:HB3	3:M:449:LEU:HB3	1.49	0.93
3:M:779:ARG:HA	3:M:782:LYS:C	1.86	0.93
1:B:87:LYS:CE	3:M:829:TRP:CE2	2.48	0.93
3:M:263:ALA:HB3	3:M:449:LEU:HB3	1.49	0.93
3:M:263:ALA:HB3	3:M:449:LEU:HB3	1.49	0.93
3:M:725:ARG:HH22	3:M:736:GLN:NE2	1.63	0.93
3:M:263:ALA:HB3	3:M:449:LEU:HB3	1.49	0.93
3:M:263:ALA:HB3	3:M:449:LEU:HB3	1.49	0.93

Continued on next page...

Continued from previous page...

Atom-1	Atom-2	Interatomic distance (Å)	Clash overlap (Å)
2:C:139:TYR:HE1	3:M:721:LYS:HG2	0.78	0.93
3:M:708:ARG:HA	3:M:712:PRO:CG	1.98	0.93
1:B:87:LYS:CE	3:M:829:TRP:CE2	2.48	0.93
3:M:263:ALA:HB3	3:M:449:LEU:HB3	1.49	0.93
3:M:263:ALA:HB3	3:M:449:LEU:HB3	1.49	0.93
3:M:263:ALA:HB3	3:M:449:LEU:HB3	1.49	0.93
3:M:263:ALA:HB3	3:M:449:LEU:HB3	1.49	0.93
3:M:263:ALA:HB3	3:M:449:LEU:HB3	1.49	0.93
2:C:93:VAL:CB	3:M:724:TYR:CB	0.94	0.93
3:M:603:LEU:HD11	3:M:647:GLN:O	1.12	0.93
3:M:603:LEU:HD11	3:M:647:GLN:O	1.12	0.93
3:M:626:TYR:CE1	3:M:647:GLN:CD	2.42	0.93
3:M:603:LEU:HD11	3:M:647:GLN:O	1.12	0.93
3:M:150:GLU:CG	3:M:718:ALA:HB1	1.98	0.93
3:M:603:LEU:HD11	3:M:647:GLN:O	1.12	0.93
3:M:603:LEU:HD11	3:M:647:GLN:O	1.12	0.93
3:M:805:ARG:CA	3:M:808:GLU:CB	2.47	0.93
3:M:603:LEU:HD11	3:M:647:GLN:O	1.12	0.93
1:B:87:LYS:NZ	3:M:829:TRP:HE1	1.55	0.93
2:C:93:VAL:C	3:M:722:GLN:HG3	1.62	0.93
3:M:805:ARG:O	3:M:809:ARG:HB2	1.69	0.93
2:C:76:ALA:HA	2:C:79:LYS:HD2	1.46	0.93
2:C:93:VAL:HG11	3:M:724:TYR:HD1	1.18	0.93
2:C:93:VAL:CG1	3:M:723:ARG:C	2.35	0.93
2:C:93:VAL:CG1	3:M:723:ARG:O	2.16	0.93
3:M:82:PRO:HB2	3:M:724:TYR:CD1	2.03	0.93
1:B:56:ARG:HH21	3:M:837:LYS:HE3	0.85	0.93
2:C:93:VAL:HB	3:M:726:VAL:HG23	1.48	0.93
2:C:96:LYS:HD2	3:M:725:ARG:HD2	1.49	0.93
3:M:510:TRP:CZ3	3:M:711:PHE:HE2	1.87	0.93
3:M:24:ARG:N	3:M:783:LEU:CB	2.31	0.93
3:M:508:ILE:CD1	3:M:766:PHE:CZ	2.44	0.93
3:M:447:GLN:O	3:M:450:ASP:HB2	1.68	0.93
1:B:87:LYS:HZ2	3:M:829:TRP:HZ2	0.99	0.93
3:M:447:GLN:O	3:M:450:ASP:HB2	1.68	0.93
3:M:447:GLN:O	3:M:450:ASP:HB2	1.68	0.93
3:M:725:ARG:HH22	3:M:736:GLN:NE2	1.63	0.93
3:M:447:GLN:O	3:M:450:ASP:HB2	1.68	0.93
3:M:447:GLN:O	3:M:450:ASP:HB2	1.68	0.93
2:C:96:LYS:N	3:M:722:GLN:CB	1.96	0.93
2:C:93:VAL:HG13	3:M:724:TYR:CD1	1.65	0.93

Continued on next page...

Continued from previous page...

Atom-1	Atom-2	Interatomic distance (Å)	Clash overlap (Å)
3:M:546:THR:HG22	3:M:548:THR:H	1.32	0.93
3:M:546:THR:HG22	3:M:548:THR:H	1.32	0.93
3:M:546:THR:HG22	3:M:548:THR:H	1.32	0.93
3:M:546:THR:HG22	3:M:548:THR:H	1.32	0.93
3:M:546:THR:HG22	3:M:548:THR:H	1.32	0.93
3:M:546:THR:HG22	3:M:548:THR:H	1.32	0.93
2:C:96:LYS:N	3:M:722:GLN:HB3	1.83	0.93
2:C:114:LEU:C	3:M:26:GLU:OE1	2.06	0.93
2:C:93:VAL:CG1	3:M:726:VAL:CG2	2.38	0.93
2:C:93:VAL:HG21	3:M:725:ARG:HB3	1.50	0.92
1:B:87:LYS:CD	3:M:829:TRP:CH2	2.50	0.92
3:M:271:GLU:HG3	3:M:476:GLU:HG2	1.51	0.92
3:M:725:ARG:HH22	3:M:736:GLN:NE2	1.63	0.92
3:M:271:GLU:HG3	3:M:476:GLU:HG2	1.51	0.92
3:M:82:PRO:CB	3:M:724:TYR:HD1	1.82	0.92
3:M:271:GLU:HG3	3:M:476:GLU:HG2	1.51	0.92
3:M:271:GLU:HG3	3:M:476:GLU:HG2	1.51	0.92
3:M:271:GLU:HG3	3:M:476:GLU:HG2	1.51	0.92
3:M:730:SER:HB3	3:M:790:THR:CG2	1.98	0.92
2:C:89:GLU:CA	3:M:725:ARG:CZ	2.47	0.92
3:M:271:GLU:HG3	3:M:476:GLU:HG2	1.51	0.92
3:M:626:TYR:CE1	3:M:647:GLN:CD	2.42	0.92
3:M:271:GLU:HG3	3:M:476:GLU:HG2	1.51	0.92
3:M:626:TYR:CE1	3:M:647:GLN:CD	2.42	0.92
3:M:540:CYS:HB3	3:M:602:PRO:CG	1.90	0.92
3:M:271:GLU:HG3	3:M:476:GLU:HG2	1.51	0.92
3:M:626:TYR:CE1	3:M:647:GLN:CD	2.42	0.92
3:M:271:GLU:HG3	3:M:476:GLU:HG2	1.51	0.92
3:M:626:TYR:CE1	3:M:647:GLN:CD	2.42	0.92
3:M:540:CYS:HB3	3:M:602:PRO:CG	1.90	0.92
3:M:271:GLU:HG3	3:M:476:GLU:HG2	1.51	0.92
3:M:626:TYR:CE1	3:M:647:GLN:CD	2.42	0.92
3:M:540:CYS:HB3	3:M:602:PRO:CG	1.90	0.92
3:M:271:GLU:HG3	3:M:476:GLU:HG2	1.51	0.92
3:M:626:TYR:CE1	3:M:647:GLN:CD	2.42	0.92
3:M:271:GLU:HG3	3:M:476:GLU:HG2	1.51	0.92
3:M:626:TYR:CE1	3:M:647:GLN:CD	2.42	0.92
3:M:540:CYS:HB3	3:M:602:PRO:CG	1.90	0.92
3:M:540:CYS:HB3	3:M:602:PRO:CG	1.90	0.92
3:M:271:GLU:HG3	3:M:476:GLU:HG2	1.51	0.92
3:M:626:TYR:CE1	3:M:647:GLN:CD	2.42	0.92

Continued on next page...

Continued from previous page...

Atom-1	Atom-2	Interatomic distance (Å)	Clash overlap (Å)
2:C:144:LYS:CE	3:M:746:LYS:HZ3	1.78	0.92
3:M:506:GLU:OE2	3:M:764:LYS:HG2	1.69	0.92
3:M:25:ILE:HD11	3:M:786:ILE:HG13	1.47	0.92
3:M:149:GLN:HB3	3:M:720:PHE:H	1.16	0.92
3:M:725:ARG:HH22	3:M:736:GLN:NE2	1.63	0.92
2:C:92:ARG:HB3	3:M:725:ARG:NH2	1.82	0.92
3:M:278:GLN:HG2	3:M:317:GLN:HB2	1.52	0.92
1:B:87:LYS:HZ2	3:M:829:TRP:HZ2	0.98	0.92
3:M:278:GLN:HG2	3:M:317:GLN:HB2	1.52	0.92
3:M:278:GLN:HG2	3:M:317:GLN:HB2	1.52	0.92
3:M:278:GLN:HG2	3:M:317:GLN:HB2	1.52	0.92
3:M:278:GLN:HG2	3:M:317:GLN:HB2	1.52	0.92
3:M:707:CYS:C	3:M:712:PRO:N	2.17	0.92
1:B:87:LYS:CD	3:M:829:TRP:CH2	2.50	0.92
3:M:278:GLN:HG2	3:M:317:GLN:HB2	1.52	0.92
3:M:278:GLN:HG2	3:M:317:GLN:HB2	1.52	0.92
2:C:93:VAL:HG22	3:M:725:ARG:HB2	1.52	0.92
3:M:278:GLN:HG2	3:M:317:GLN:HB2	1.52	0.92
2:C:94:PHE:O	3:M:722:GLN:OE1	1.87	0.92
3:M:447:GLN:O	3:M:450:ASP:HB2	1.69	0.92
3:M:499:GLU:CD	3:M:714:ARG:NH2	2.22	0.92
1:B:87:LYS:HZ1	3:M:829:TRP:HZ2	1.00	0.92
3:M:273:SER:CA	3:M:598:LYS:HG2	1.98	0.92
2:C:94:PHE:HE2	3:M:25:ILE:H	1.12	0.92
1:B:87:LYS:CD	3:M:829:TRP:CH2	2.50	0.92
3:M:273:SER:CA	3:M:598:LYS:HG2	1.98	0.92
3:M:273:SER:CA	3:M:598:LYS:HG2	1.98	0.92
3:M:273:SER:CA	3:M:598:LYS:HG2	1.98	0.92
1:B:87:LYS:NZ	3:M:829:TRP:HE1	1.55	0.92
2:C:89:GLU:OE1	3:M:730:SER:CA	2.17	0.92
3:M:273:SER:CA	3:M:598:LYS:HG2	1.98	0.92
1:B:87:LYS:CD	3:M:829:TRP:CH2	2.50	0.92
2:C:92:ARG:O	3:M:721:LYS:N	2.02	0.92
3:M:626:TYR:CE1	3:M:647:GLN:CD	2.42	0.92
2:C:93:VAL:HB	3:M:726:VAL:H	1.34	0.92
3:M:626:TYR:CE1	3:M:647:GLN:CD	2.42	0.92
3:M:731:ALA:O	3:M:732:ILE:N	2.03	0.92
3:M:626:TYR:CE1	3:M:647:GLN:CD	2.42	0.92
1:B:87:LYS:NZ	3:M:829:TRP:HE1	1.55	0.92
3:M:626:TYR:CE1	3:M:647:GLN:CD	2.42	0.92
3:M:626:TYR:CE1	3:M:647:GLN:CD	2.42	0.92

Continued on next page...

Continued from previous page...

Atom-1	Atom-2	Interatomic distance (Å)	Clash overlap (Å)
3:M:626:TYR:CE1	3:M:647:GLN:CD	2.42	0.92
3:M:278:GLN:HG2	3:M:317:GLN:HB2	1.52	0.92
3:M:278:GLN:HG2	3:M:317:GLN:HB2	1.52	0.92
1:B:87:LYS:HZ2	3:M:829:TRP:HZ2	1.00	0.92
2:C:106:GLU:OE2	3:M:112:ALA:HB1	1.69	0.92
3:M:37:SER:CA	3:M:777:GLU:HG3	1.99	0.92
3:M:725:ARG:HH22	3:M:736:GLN:NE2	1.63	0.92
3:M:278:GLN:HG2	3:M:317:GLN:HB2	1.52	0.92
3:M:278:GLN:HG2	3:M:317:GLN:HB2	1.52	0.92
3:M:278:GLN:HG2	3:M:317:GLN:HB2	1.52	0.92
2:C:140:GLU:CD	3:M:742:LYS:HG2	1.90	0.92
1:B:87:LYS:CD	3:M:829:TRP:CH2	2.50	0.92
2:C:96:LYS:HD3	3:M:721:LYS:HB3	1.49	0.92
3:M:273:SER:CA	3:M:598:LYS:HG2	1.98	0.92
3:M:273:SER:CA	3:M:598:LYS:HG2	1.98	0.92
3:M:805:ARG:O	3:M:809:ARG:HB2	1.70	0.92
3:M:273:SER:CA	3:M:598:LYS:HG2	1.98	0.92
3:M:273:SER:CA	3:M:598:LYS:HG2	1.98	0.92
3:M:273:SER:CA	3:M:598:LYS:HG2	1.98	0.92
3:M:273:SER:CA	3:M:598:LYS:HG2	1.98	0.92
3:M:273:SER:CA	3:M:598:LYS:HG2	1.98	0.92
3:M:273:SER:CA	3:M:598:LYS:HG2	1.98	0.92
2:C:92:ARG:O	3:M:720:PHE:C	2.08	0.92
3:M:267:THR:CB	3:M:442:VAL:HG21	2.00	0.92
3:M:778:MET:HE2	3:M:782:LYS:CE	1.97	0.92
3:M:267:THR:CB	3:M:442:VAL:HG21	2.00	0.92
3:M:278:GLN:HG2	3:M:317:GLN:HB2	1.52	0.92
3:M:540:CYS:HB3	3:M:602:PRO:HG2	0.93	0.92
3:M:267:THR:CB	3:M:442:VAL:HG21	2.00	0.92
3:M:23:GLU:HG3	3:M:787:ILE:HD13	1.51	0.92
3:M:25:ILE:CG2	3:M:785:GLU:HB2	2.00	0.92
3:M:267:THR:CB	3:M:442:VAL:HG21	2.00	0.92
3:M:267:THR:CB	3:M:442:VAL:HG21	2.00	0.92
3:M:267:THR:CB	3:M:442:VAL:HG21	2.00	0.92
3:M:509:GLU:HG3	3:M:764:LYS:HZ1	0.97	0.92
1:B:87:LYS:HZ2	3:M:829:TRP:HZ2	0.98	0.92
3:M:278:GLN:HG2	3:M:317:GLN:HB2	1.52	0.92
3:M:278:GLN:HG2	3:M:317:GLN:HB2	1.52	0.92
3:M:731:ALA:O	3:M:732:ILE:N	2.03	0.92
1:B:87:LYS:CE	3:M:829:TRP:CE2	2.48	0.92
3:M:278:GLN:HG2	3:M:317:GLN:HB2	1.52	0.92

Continued on next page...

Continued from previous page...

Atom-1	Atom-2	Interatomic distance (Å)	Clash overlap (Å)
1:B:124:GLN:CD	2:C:16:LEU:HB3	1.89	0.92
2:C:101:THR:HB	3:M:10:PHE:H	1.34	0.92
3:M:278:GLN:HG2	3:M:317:GLN:HB2	1.52	0.92
3:M:731:ALA:O	3:M:732:ILE:N	2.03	0.92
3:M:278:GLN:HG2	3:M:317:GLN:HB2	1.52	0.92
3:M:278:GLN:HG2	3:M:317:GLN:HB2	1.52	0.92
3:M:731:ALA:O	3:M:732:ILE:N	2.03	0.92
3:M:510:TRP:CE2	3:M:711:PHE:HE2	1.87	0.92
2:C:96:LYS:HD2	3:M:721:LYS:C	1.89	0.92
1:B:87:LYS:HZ2	3:M:829:TRP:HZ2	0.98	0.92
3:M:709:LYS:C	3:M:710:GLY:CA	2.38	0.92
3:M:709:LYS:C	3:M:710:GLY:CA	2.38	0.92
3:M:734:GLU:OE2	3:M:746:LYS:NZ	2.03	0.92
3:M:734:GLU:OE2	3:M:746:LYS:NZ	2.03	0.92
2:C:101:THR:C	3:M:23:GLU:OE1	2.08	0.92
3:M:734:GLU:OE2	3:M:746:LYS:NZ	2.03	0.92
3:M:734:GLU:OE2	3:M:746:LYS:NZ	2.03	0.92
1:B:87:LYS:CD	3:M:829:TRP:CH2	2.50	0.92
2:C:96:LYS:HD2	3:M:722:GLN:N	1.84	0.92
2:C:114:LEU:HB2	3:M:23:GLU:HG3	1.49	0.92
3:M:88:ILE:HG12	3:M:776:GLU:CD	1.90	0.92
3:M:540:CYS:HB3	3:M:602:PRO:CG	1.89	0.92
3:M:540:CYS:HB3	3:M:602:PRO:CG	1.89	0.92
3:M:540:CYS:HB3	3:M:602:PRO:CG	1.89	0.92
3:M:96:HIS:ND1	3:M:770:GLY:HA3	1.85	0.92
3:M:540:CYS:HB3	3:M:602:PRO:CG	1.89	0.92
3:M:734:GLU:OE2	3:M:746:LYS:NZ	2.03	0.92
3:M:540:CYS:HB3	3:M:602:PRO:CG	1.89	0.92
3:M:803:TYR:O	3:M:807:VAL:N	2.02	0.92
1:B:87:LYS:HZ2	3:M:829:TRP:HZ2	0.98	0.92
3:M:540:CYS:HB3	3:M:602:PRO:CG	1.89	0.92
3:M:540:CYS:HB3	3:M:602:PRO:CG	1.89	0.92
3:M:540:CYS:HB3	3:M:602:PRO:CG	1.89	0.92
2:C:93:VAL:CG2	3:M:724:TYR:HB2	1.92	0.91
3:M:709:LYS:C	3:M:710:GLY:CA	2.38	0.91
3:M:734:GLU:OE2	3:M:746:LYS:NZ	2.03	0.91
3:M:267:THR:CB	3:M:442:VAL:HG21	2.00	0.91
3:M:267:THR:CB	3:M:442:VAL:HG21	2.00	0.91
3:M:267:THR:CB	3:M:442:VAL:HG21	2.00	0.91
3:M:267:THR:CB	3:M:442:VAL:HG21	2.00	0.91
3:M:267:THR:CB	3:M:442:VAL:HG21	2.00	0.91

Continued on next page...

Continued from previous page...

Atom-1	Atom-2	Interatomic distance (Å)	Clash overlap (Å)
3:M:431:LYS:HD3	3:M:601:ASP:HA	0.98	0.91
3:M:431:LYS:HD3	3:M:601:ASP:HA	0.98	0.91
2:C:96:LYS:HD3	3:M:725:ARG:HD2	1.49	0.91
3:M:603:LEU:CD2	3:M:647:GLN:O	2.18	0.91
3:M:431:LYS:HD3	3:M:601:ASP:HA	0.98	0.91
3:M:25:ILE:HG22	3:M:785:GLU:N	1.80	0.91
3:M:431:LYS:HD3	3:M:601:ASP:HA	0.98	0.91
1:B:107:ASP:HA	2:C:128:LYS:HE3	1.52	0.91
3:M:431:LYS:HD3	3:M:601:ASP:HA	0.98	0.91
3:M:431:LYS:HD3	3:M:601:ASP:HA	0.98	0.91
3:M:731:ALA:O	3:M:732:ILE:N	2.03	0.91
3:M:603:LEU:CD2	3:M:647:GLN:O	2.18	0.91
3:M:731:ALA:O	3:M:732:ILE:N	2.03	0.91
3:M:29:ASN:HB2	3:M:784:ALA:H	1.26	0.91
3:M:734:GLU:OE2	3:M:746:LYS:NZ	2.03	0.91
1:B:87:LYS:HZ2	3:M:829:TRP:HZ2	0.99	0.91
3:M:603:LEU:CD2	3:M:647:GLN:O	2.18	0.91
2:C:92:ARG:HG2	3:M:22:LYS:HB3	1.50	0.91
3:M:97:LEU:HD11	3:M:713:SER:HB3	0.92	0.91
3:M:603:LEU:CD2	3:M:647:GLN:O	2.18	0.91
3:M:731:ALA:O	3:M:732:ILE:N	2.03	0.91
3:M:603:LEU:CD2	3:M:647:GLN:O	2.18	0.91
3:M:603:LEU:CD2	3:M:647:GLN:O	2.18	0.91
3:M:731:ALA:O	3:M:732:ILE:N	2.03	0.91
3:M:734:GLU:OE2	3:M:746:LYS:NZ	2.03	0.91
2:C:110:VAL:HG21	3:M:19:LYS:HA	1.50	0.91
3:M:734:GLU:OE2	3:M:746:LYS:NZ	2.03	0.91
3:M:267:THR:CB	3:M:442:VAL:HG21	2.00	0.91
3:M:267:THR:CB	3:M:442:VAL:HG21	2.00	0.91
3:M:267:THR:CB	3:M:442:VAL:HG21	2.00	0.91
3:M:267:THR:CB	3:M:442:VAL:HG21	2.00	0.91
3:M:506:GLU:CG	3:M:760:PHE:C	2.29	0.91
3:M:85:TYR:N	3:M:724:TYR:CZ	2.34	0.91
3:M:267:THR:CB	3:M:442:VAL:HG21	2.00	0.91
3:M:267:THR:CB	3:M:442:VAL:HG21	2.00	0.91
3:M:267:THR:CB	3:M:442:VAL:HG21	2.00	0.91
3:M:267:THR:CB	3:M:442:VAL:HG21	2.00	0.91
3:M:267:THR:CB	3:M:442:VAL:HG21	2.00	0.91
2:C:144:LYS:HE2	3:M:746:LYS:NZ	1.84	0.91
3:M:603:LEU:CD2	3:M:647:GLN:O	2.18	0.91
3:M:603:LEU:CD2	3:M:647:GLN:O	2.18	0.91
3:M:603:LEU:HD11	3:M:647:GLN:O	1.12	0.91

Continued on next page...

Continued from previous page...

Atom-1	Atom-2	Interatomic distance (Å)	Clash overlap (Å)
3:M:603:LEU:CD2	3:M:647:GLN:O	2.18	0.91
3:M:731:ALA:O	3:M:732:ILE:N	2.03	0.91
3:M:83:PRO:HD2	3:M:777:GLU:OE2	0.74	0.91
3:M:603:LEU:CD2	3:M:647:GLN:O	2.18	0.91
3:M:603:LEU:CD2	3:M:647:GLN:O	2.18	0.91
3:M:603:LEU:CD2	3:M:647:GLN:O	2.18	0.91
3:M:540:CYS:HB3	3:M:602:PRO:HG2	0.93	0.91
3:M:540:CYS:HB3	3:M:602:PRO:HG2	0.93	0.91
3:M:540:CYS:HB3	3:M:602:PRO:HG2	0.93	0.91
2:C:93:VAL:HG11	3:M:726:VAL:CG2	2.01	0.91
2:C:97:GLU:OE1	3:M:6:GLU:HB3	0.95	0.91
3:M:540:CYS:HB3	3:M:602:PRO:HG2	0.93	0.91
2:C:87:PHE:N	3:M:731:ALA:CB	2.27	0.91
2:C:100:GLY:HA2	3:M:22:LYS:HG3	1.52	0.91
3:M:540:CYS:HB3	3:M:602:PRO:HG2	0.93	0.91
3:M:540:CYS:HB3	3:M:602:PRO:HG2	0.93	0.91
3:M:540:CYS:HB3	3:M:602:PRO:HG2	0.93	0.91
3:M:507:GLY:CA	3:M:764:LYS:HE2	1.96	0.91
2:C:89:GLU:HG2	3:M:725:ARG:HH22	1.28	0.91
3:M:540:CYS:HB3	3:M:602:PRO:HG2	0.93	0.91
2:C:102:VAL:HG11	3:M:725:ARG:NH1	1.86	0.91
3:M:447:GLN:O	3:M:450:ASP:HB2	1.68	0.91
3:M:447:GLN:O	3:M:450:ASP:HB2	1.68	0.91
3:M:267:THR:CB	3:M:442:VAL:HG21	2.00	0.91
3:M:447:GLN:O	3:M:450:ASP:HB2	1.68	0.91
3:M:447:GLN:O	3:M:450:ASP:HB2	1.68	0.91
3:M:447:GLN:O	3:M:450:ASP:HB2	1.68	0.91
3:M:447:GLN:O	3:M:450:ASP:HB2	1.68	0.91
3:M:731:ALA:O	3:M:732:ILE:N	2.03	0.91
3:M:447:GLN:O	3:M:450:ASP:HB2	1.68	0.91
3:M:804:ARG:HG2	3:M:808:GLU:CD	1.90	0.91
2:C:93:VAL:CG2	3:M:724:TYR:HB3	1.98	0.91
2:C:93:VAL:HB	3:M:724:TYR:CB	1.39	0.91
2:C:101:THR:O	3:M:721:LYS:HE2	1.55	0.91
3:M:779:ARG:C	3:M:780:ASP:HA	1.91	0.91
2:C:110:VAL:HG11	3:M:20:SER:H	1.11	0.91
1:B:124:GLN:CD	2:C:16:LEU:HB3	1.89	0.91
2:C:32:ASP:HB3	3:M:799:MET:SD	2.11	0.91
2:C:32:ASP:HB3	3:M:799:MET:SD	2.11	0.91
2:C:93:VAL:HG22	3:M:720:PHE:CZ	2.06	0.91
2:C:139:TYR:CD1	3:M:721:LYS:HE3	2.06	0.91
3:M:271:GLU:HG3	3:M:476:GLU:HG2	1.51	0.91

Continued on next page...

Continued from previous page...

Atom-1	Atom-2	Interatomic distance (Å)	Clash overlap (Å)
3:M:731:ALA:O	3:M:732:ILE:N	2.03	0.91
3:M:271:GLU:HG3	3:M:476:GLU:HG2	1.51	0.91
2:C:96:LYS:HD2	3:M:722:GLN:CA	1.99	0.91
3:M:271:GLU:HG3	3:M:476:GLU:HG2	1.51	0.91
2:C:91:LEU:HD23	3:M:4:ASP:CG	1.90	0.91
2:C:114:LEU:HD13	3:M:23:GLU:C	1.91	0.91
3:M:271:GLU:HG3	3:M:476:GLU:HG2	1.51	0.91
3:M:271:GLU:HG3	3:M:476:GLU:HG2	1.51	0.91
3:M:271:GLU:HG3	3:M:476:GLU:HG2	1.51	0.91
3:M:508:ILE:HG23	3:M:766:PHE:CD1	2.06	0.91
3:M:734:GLU:OE2	3:M:746:LYS:NZ	2.03	0.91
3:M:731:ALA:O	3:M:732:ILE:N	2.03	0.91
2:C:114:LEU:CG	3:M:26:GLU:CB	2.38	0.91
3:M:93:MET:HA	3:M:713:SER:HB2	1.52	0.91
3:M:734:GLU:OE2	3:M:746:LYS:NZ	2.03	0.91
2:C:91:LEU:CB	3:M:725:ARG:HH11	1.78	0.91
3:M:26:GLU:HG3	3:M:784:ALA:HA	0.91	0.91
3:M:734:GLU:OE2	3:M:746:LYS:NZ	2.03	0.91
2:C:32:ASP:HB3	3:M:799:MET:SD	2.11	0.91
3:M:82:PRO:CB	3:M:724:TYR:CD1	2.52	0.91
2:C:32:ASP:HB3	3:M:799:MET:SD	2.11	0.91
3:M:709:LYS:C	3:M:710:GLY:HA2	1.90	0.91
2:C:89:GLU:OE1	3:M:732:ILE:CD1	2.18	0.91
2:C:137:ILE:HB	3:M:736:GLN:HG2	1.52	0.91
3:M:778:MET:HG3	3:M:782:LYS:HD3	1.49	0.91
2:C:96:LYS:NZ	3:M:725:ARG:NE	2.15	0.91
3:M:506:GLU:HG3	3:M:764:LYS:HE2	1.50	0.91
1:B:125:CYS:HA	2:C:15:LEU:HB3	1.53	0.91
3:M:734:GLU:OE2	3:M:746:LYS:NZ	2.03	0.91
3:M:603:LEU:CD2	3:M:647:GLN:O	2.18	0.91
3:M:603:LEU:CD2	3:M:647:GLN:O	2.18	0.91
3:M:731:ALA:O	3:M:732:ILE:N	2.03	0.91
3:M:540:CYS:HB3	3:M:602:PRO:HG2	0.93	0.91
3:M:603:LEU:CD2	3:M:647:GLN:O	2.18	0.91
3:M:603:LEU:CD2	3:M:647:GLN:O	2.18	0.91
3:M:540:CYS:HB3	3:M:602:PRO:HG2	0.93	0.91
2:C:103:MET:CB	3:M:19:LYS:HZ2	1.60	0.91
3:M:603:LEU:CD2	3:M:647:GLN:O	2.18	0.91
2:C:32:ASP:HB3	3:M:799:MET:SD	2.11	0.91
3:M:540:CYS:HB3	3:M:602:PRO:HG2	0.93	0.91
3:M:603:LEU:CD2	3:M:647:GLN:O	2.18	0.91

Continued on next page...

Continued from previous page...

Atom-1	Atom-2	Interatomic distance (Å)	Clash overlap (Å)
3:M:603:LEU:CD2	3:M:647:GLN:O	2.18	0.91
3:M:540:CYS:HB3	3:M:602:PRO:HG2	0.93	0.91
3:M:540:CYS:HB3	3:M:602:PRO:HG2	0.93	0.91
3:M:603:LEU:CD2	3:M:647:GLN:O	2.18	0.91
1:B:87:LYS:NZ	3:M:829:TRP:HE1	1.55	0.91
2:C:136:CYS:CA	3:M:12:GLU:N	2.32	0.91
3:M:88:ILE:HG12	3:M:776:GLU:HG3	0.91	0.91
2:C:32:ASP:HB3	3:M:799:MET:SD	2.11	0.91
3:M:734:GLU:OE2	3:M:746:LYS:NZ	2.03	0.91
3:M:731:ALA:O	3:M:732:ILE:N	2.03	0.91
3:M:731:ALA:O	3:M:732:ILE:N	2.03	0.91
2:C:93:VAL:HG11	3:M:726:VAL:CG2	2.01	0.91
3:M:540:CYS:HB3	3:M:602:PRO:CG	1.89	0.90
1:B:87:LYS:HZ2	3:M:829:TRP:HZ2	0.99	0.90
1:B:87:LYS:NZ	3:M:829:TRP:HE1	1.55	0.90
2:C:87:PHE:HA	3:M:729:ALA:CA	1.89	0.90
2:C:93:VAL:CG2	3:M:720:PHE:O	2.20	0.90
2:C:32:ASP:HB3	3:M:799:MET:SD	2.11	0.90
3:M:726:VAL:HG11	3:M:783:LEU:HB3	1.52	0.90
2:C:144:LYS:CB	3:M:734:GLU:HB2	1.90	0.90
3:M:431:LYS:HD3	3:M:601:ASP:HA	0.98	0.90
2:C:32:ASP:HB3	3:M:799:MET:SD	2.11	0.90
2:C:93:VAL:HG11	3:M:726:VAL:CG2	2.01	0.90
3:M:725:ARG:HH22	3:M:736:GLN:NE2	1.63	0.90
3:M:29:ASN:CG	3:M:725:ARG:HB3	1.92	0.90
3:M:707:CYS:O	3:M:712:PRO:HD3	1.72	0.90
3:M:734:GLU:OE2	3:M:746:LYS:NZ	2.03	0.90
3:M:725:ARG:HH22	3:M:736:GLN:NE2	1.63	0.90
3:M:725:ARG:HH22	3:M:736:GLN:NE2	1.63	0.90
2:C:32:ASP:HB3	3:M:799:MET:SD	2.11	0.90
2:C:93:VAL:HG11	3:M:726:VAL:CG2	2.01	0.90
2:C:32:ASP:HB3	3:M:799:MET:SD	2.11	0.90
3:M:731:ALA:O	3:M:732:ILE:N	2.03	0.90
2:C:89:GLU:HA	3:M:725:ARG:HH12	1.17	0.90
2:C:96:LYS:HD3	3:M:721:LYS:HG2	0.91	0.90
3:M:726:VAL:CG2	3:M:786:ILE:CD1	2.49	0.90
2:C:93:VAL:HG11	3:M:724:TYR:CA	1.98	0.90
3:M:93:MET:HE1	3:M:764:LYS:HD3	1.52	0.90
3:M:734:GLU:OE2	3:M:746:LYS:NZ	2.03	0.90
3:M:726:VAL:HG13	3:M:787:ILE:HG13	1.54	0.90
3:M:508:ILE:CG2	3:M:766:PHE:CE1	2.37	0.90

Continued on next page...

Continued from previous page...

Atom-1	Atom-2	Interatomic distance (Å)	Clash overlap (Å)
3:M:709:LYS:C	3:M:710:GLY:CA	2.38	0.90
2:C:93:VAL:HG12	3:M:723:ARG:O	1.70	0.90
1:B:87:LYS:NZ	3:M:829:TRP:HE1	1.55	0.90
2:C:32:ASP:HB3	3:M:799:MET:SD	2.11	0.90
3:M:709:LYS:C	3:M:710:GLY:CA	2.38	0.90
3:M:726:VAL:HG13	3:M:787:ILE:HG13	1.54	0.90
2:C:90:GLY:O	3:M:26:GLU:O	1.90	0.90
3:M:709:LYS:C	3:M:710:GLY:CA	2.38	0.90
3:M:709:LYS:C	3:M:710:GLY:CA	2.38	0.90
2:C:32:ASP:HB3	3:M:799:MET:SD	2.11	0.90
2:C:91:LEU:CA	3:M:725:ARG:HA	2.00	0.90
2:C:32:ASP:HB3	3:M:799:MET:SD	2.11	0.90
3:M:271:GLU:CD	3:M:476:GLU:HG2	1.91	0.90
2:C:96:LYS:HB2	3:M:722:GLN:CA	2.01	0.90
1:B:56:ARG:HH21	3:M:837:LYS:HE3	0.85	0.90
2:C:91:LEU:O	3:M:21:GLU:CD	2.09	0.90
2:C:93:VAL:HG11	3:M:726:VAL:CG2	2.01	0.90
3:M:731:ALA:O	3:M:732:ILE:N	2.03	0.90
2:C:87:PHE:N	3:M:731:ALA:CB	2.27	0.90
2:C:32:ASP:HB3	3:M:799:MET:SD	2.11	0.90
2:C:93:VAL:C	3:M:722:GLN:O	2.09	0.90
2:C:96:LYS:N	3:M:722:GLN:HB2	1.77	0.90
2:C:92:ARG:C	3:M:4:ASP:N	2.23	0.90
2:C:103:MET:O	3:M:14:ALA:HB3	1.72	0.90
3:M:502:GLU:CG	3:M:766:PHE:CE1	2.55	0.90
3:M:510:TRP:CZ2	3:M:711:PHE:CE2	2.60	0.90
1:B:87:LYS:NZ	3:M:829:TRP:HE1	1.55	0.90
2:C:90:GLY:O	3:M:26:GLU:CA	2.19	0.90
2:C:92:ARG:HG2	3:M:22:LYS:CG	2.00	0.90
2:C:96:LYS:HA	3:M:21:GLU:CA	1.94	0.90
2:C:139:TYR:CD2	3:M:26:GLU:OE2	2.23	0.90
2:C:93:VAL:HG11	3:M:726:VAL:CG2	2.01	0.90
2:C:93:VAL:CB	3:M:724:TYR:HB2	0.72	0.90
3:M:271:GLU:HG3	3:M:476:GLU:HG2	1.51	0.90
3:M:149:GLN:HG2	3:M:716:LEU:O	0.99	0.90
3:M:709:LYS:C	3:M:710:GLY:CA	2.38	0.90
3:M:731:ALA:O	3:M:732:ILE:N	2.03	0.90
3:M:709:LYS:C	3:M:710:GLY:CA	2.38	0.90
2:C:90:GLY:HA2	3:M:724:TYR:O	1.72	0.90
3:M:779:ARG:HA	3:M:782:LYS:C	1.87	0.90
2:C:32:ASP:HB3	3:M:799:MET:SD	2.11	0.90

Continued on next page...

Continued from previous page...

Atom-1	Atom-2	Interatomic distance (Å)	Clash overlap (Å)
3:M:151:ALA:HA	3:M:722:GLN:NE2	1.86	0.90
2:C:32:ASP:HB3	3:M:799:MET:SD	2.11	0.90
1:B:87:LYS:HD3	3:M:829:TRP:CD2	2.07	0.90
2:C:93:VAL:HG11	3:M:726:VAL:CG2	2.01	0.90
3:M:803:TYR:CD1	3:M:807:VAL:CG2	2.52	0.90
2:C:32:ASP:HB3	3:M:799:MET:SD	2.11	0.90
3:M:731:ALA:O	3:M:732:ILE:N	2.03	0.90
2:C:139:TYR:HE2	3:M:725:ARG:CD	1.84	0.90
3:M:271:GLU:CD	3:M:476:GLU:HG2	1.91	0.90
1:B:87:LYS:HD3	3:M:829:TRP:CD2	2.07	0.90
3:M:271:GLU:CD	3:M:476:GLU:HG2	1.91	0.90
3:M:271:GLU:CD	3:M:476:GLU:HG2	1.91	0.90
2:C:92:ARG:O	3:M:6:GLU:CB	2.18	0.90
3:M:26:GLU:HG2	3:M:784:ALA:CA	1.99	0.90
3:M:271:GLU:CD	3:M:476:GLU:HG2	1.91	0.90
3:M:271:GLU:CD	3:M:476:GLU:HG2	1.91	0.90
3:M:271:GLU:CD	3:M:476:GLU:HG2	1.91	0.90
2:C:93:VAL:HG11	3:M:726:VAL:CG2	2.01	0.90
1:B:87:LYS:CD	3:M:829:TRP:CH2	2.50	0.90
1:B:87:LYS:HD3	3:M:829:TRP:CD2	2.07	0.90
2:C:32:ASP:HB3	3:M:799:MET:SD	2.11	0.90
3:M:731:ALA:O	3:M:732:ILE:N	2.03	0.90
1:B:87:LYS:CD	3:M:829:TRP:CH2	2.50	0.90
3:M:30:LYS:O	3:M:782:LYS:CB	2.15	0.90
3:M:93:MET:HE2	3:M:764:LYS:CD	1.99	0.90
1:B:87:LYS:HD3	3:M:829:TRP:CD2	2.07	0.90
2:C:93:VAL:CG2	3:M:720:PHE:O	2.20	0.90
1:B:87:LYS:HZ2	3:M:829:TRP:HZ2	0.98	0.90
1:B:87:LYS:HD3	3:M:829:TRP:CD2	2.07	0.90
2:C:93:VAL:HG23	3:M:725:ARG:HB2	1.43	0.89
2:C:93:VAL:CA	3:M:721:LYS:O	2.17	0.89
3:M:734:GLU:OE2	3:M:746:LYS:NZ	2.03	0.89
1:B:87:LYS:HD3	3:M:829:TRP:CD2	2.07	0.89
1:B:87:LYS:HD3	3:M:829:TRP:CD2	2.07	0.89
2:C:32:ASP:HB3	3:M:799:MET:SD	2.11	0.89
3:M:271:GLU:CD	3:M:476:GLU:HG2	1.91	0.89
1:B:87:LYS:HD3	3:M:829:TRP:CD2	2.08	0.89
2:C:90:GLY:HA2	3:M:724:TYR:O	1.72	0.89
3:M:271:GLU:CD	3:M:476:GLU:HG2	1.91	0.89
3:M:726:VAL:HG11	3:M:783:LEU:HB3	1.52	0.89
2:C:95:ASP:C	3:M:23:GLU:N	2.24	0.89

Continued on next page...

Continued from previous page...

Atom-1	Atom-2	Interatomic distance (Å)	Clash overlap (Å)
3:M:271:GLU:CD	3:M:476:GLU:HG2	1.91	0.89
1:B:87:LYS:HD3	3:M:829:TRP:CE2	2.08	0.89
3:M:271:GLU:CD	3:M:476:GLU:HG2	1.91	0.89
1:B:87:LYS:HD3	3:M:829:TRP:CD2	2.07	0.89
3:M:271:GLU:CD	3:M:476:GLU:HG2	1.91	0.89
2:C:93:VAL:CG2	3:M:726:VAL:H	1.80	0.89
1:B:87:LYS:HZ2	3:M:829:TRP:HZ2	0.98	0.89
2:C:139:TYR:HE1	3:M:7:MET:CA	1.82	0.89
1:B:87:LYS:HD3	3:M:829:TRP:CD2	2.07	0.89
3:M:271:GLU:CD	3:M:476:GLU:HG2	1.91	0.89
3:M:271:GLU:CD	3:M:476:GLU:HG2	1.91	0.89
2:C:97:GLU:HG2	3:M:719:ASP:OD1	1.09	0.89
3:M:271:GLU:CD	3:M:476:GLU:HG2	1.91	0.89
2:C:95:ASP:N	3:M:21:GLU:OE1	2.03	0.89
3:M:271:GLU:CD	3:M:476:GLU:HG2	1.91	0.89
3:M:271:GLU:CD	3:M:476:GLU:HG2	1.91	0.89
3:M:271:GLU:CD	3:M:476:GLU:HG2	1.91	0.89
3:M:271:GLU:CD	3:M:476:GLU:HG2	1.91	0.89
3:M:734:GLU:OE2	3:M:746:LYS:NZ	2.03	0.89
1:B:87:LYS:HD3	3:M:829:TRP:CE2	2.08	0.89
3:M:271:GLU:CD	3:M:476:GLU:HG2	1.91	0.89
3:M:502:GLU:OE1	3:M:766:PHE:CE1	2.25	0.89
3:M:707:CYS:C	3:M:712:PRO:CA	2.41	0.89
1:B:87:LYS:HD3	3:M:829:TRP:CD2	2.07	0.89
2:C:96:LYS:CG	3:M:717:TYR:O	2.20	0.89
2:C:32:ASP:HB3	3:M:799:MET:SD	2.11	0.89
1:B:87:LYS:HZ2	3:M:829:TRP:HZ2	0.98	0.89
3:M:508:ILE:HD11	3:M:766:PHE:CD1	2.07	0.89
1:B:124:GLN:HG2	2:C:16:LEU:HA	0.91	0.89
2:C:98:GLY:N	3:M:718:ALA:HB2	1.84	0.89
2:C:87:PHE:N	3:M:731:ALA:HB3	1.85	0.89
3:M:30:LYS:HB3	3:M:786:ILE:CD1	1.88	0.89
3:M:82:PRO:CD	3:M:724:TYR:CE1	2.55	0.89
3:M:734:GLU:OE2	3:M:746:LYS:NZ	2.03	0.89
1:B:87:LYS:HD3	3:M:829:TRP:CD2	2.07	0.89
3:M:779:ARG:HA	3:M:783:LEU:CD1	2.02	0.89
2:C:109:HIS:N	3:M:25:ILE:HD12	1.86	0.89
3:M:29:ASN:C	3:M:781:ASP:HA	1.91	0.89
2:C:97:GLU:N	3:M:718:ALA:HB1	1.88	0.89
2:C:140:GLU:H	3:M:738:MET:CG	1.85	0.89
2:C:96:LYS:CE	3:M:725:ARG:NE	2.35	0.89

Continued on next page...

Continued from previous page...

Atom-1	Atom-2	Interatomic distance (Å)	Clash overlap (Å)
2:C:102:VAL:N	3:M:11:GLY:H	1.70	0.89
2:C:114:LEU:CD1	3:M:23:GLU:CG	2.21	0.89
2:C:93:VAL:HG11	3:M:726:VAL:CG2	2.01	0.89
2:C:94:PHE:CE1	3:M:25:ILE:CD1	2.41	0.89
3:M:510:TRP:CH2	3:M:711:PHE:HZ	1.86	0.89
3:M:510:TRP:CD2	3:M:711:PHE:HD2	1.68	0.89
1:B:87:LYS:HD3	3:M:829:TRP:CD2	2.07	0.89
3:M:22:LYS:O	3:M:783:LEU:C	1.91	0.89
1:B:87:LYS:HD3	3:M:829:TRP:CD2	2.07	0.89
1:B:144:VAL:HA	1:B:148:VAL:HA	1.55	0.89
3:M:267:THR:HB	3:M:442:VAL:HG21	1.55	0.89
3:M:510:TRP:N	3:M:714:ARG:NH1	2.21	0.89
2:C:103:MET:CE	3:M:11:GLY:HA2	2.03	0.89
2:C:84:PHE:HA	3:M:730:SER:O	1.71	0.89
3:M:267:THR:HB	3:M:442:VAL:HG21	1.55	0.89
2:C:90:GLY:O	3:M:26:GLU:CB	2.21	0.89
1:B:87:LYS:CE	3:M:829:TRP:CE2	2.48	0.89
3:M:267:THR:HB	3:M:442:VAL:HG21	1.55	0.89
3:M:508:ILE:CD1	3:M:714:ARG:HD3	2.01	0.89
3:M:267:THR:HB	3:M:442:VAL:HG21	1.55	0.89
3:M:267:THR:HB	3:M:442:VAL:HG21	1.55	0.89
1:B:87:LYS:HD3	3:M:829:TRP:CD2	2.07	0.89
1:B:87:LYS:HD3	3:M:829:TRP:CE2	2.08	0.89
3:M:83:PRO:CB	3:M:780:ASP:CB	2.48	0.89
1:B:87:LYS:CE	3:M:829:TRP:CE2	2.48	0.89
3:M:508:ILE:HD11	3:M:766:PHE:CD1	2.07	0.89
1:B:124:GLN:CG	2:C:16:LEU:O	2.21	0.89
3:M:267:THR:HB	3:M:442:VAL:HG21	1.55	0.89
2:C:94:PHE:N	3:M:24:ARG:HH21	1.71	0.89
3:M:508:ILE:HD11	3:M:766:PHE:CD1	2.07	0.89
3:M:85:TYR:CA	3:M:723:ARG:CB	2.48	0.89
3:M:85:TYR:HE1	3:M:720:PHE:CD1	1.90	0.89
1:B:87:LYS:HD3	3:M:829:TRP:CE2	2.07	0.89
2:C:96:LYS:CG	3:M:717:TYR:O	2.20	0.89
1:B:87:LYS:HD3	3:M:829:TRP:CE2	2.07	0.89
2:C:93:VAL:H	3:M:747:LEU:HD13	1.35	0.89
3:M:267:THR:HB	3:M:442:VAL:HG21	1.55	0.89
3:M:267:THR:HB	3:M:442:VAL:HG21	1.55	0.89
3:M:267:THR:HB	3:M:442:VAL:HG21	1.55	0.89
2:C:137:ILE:O	3:M:8:ALA:HA	1.73	0.89
3:M:28:GLN:CA	3:M:777:GLU:O	2.20	0.89

Continued on next page...

Continued from previous page...

Atom-1	Atom-2	Interatomic distance (Å)	Clash overlap (Å)
3:M:267:THR:HB	3:M:442:VAL:HG21	1.55	0.89
3:M:707:CYS:O	3:M:712:PRO:N	2.06	0.89
3:M:267:THR:HB	3:M:442:VAL:HG21	1.55	0.89
3:M:267:THR:HB	3:M:442:VAL:HG21	1.55	0.89
3:M:726:VAL:CG2	3:M:786:ILE:CD1	2.51	0.89
3:M:267:THR:HB	3:M:442:VAL:HG21	1.54	0.89
3:M:267:THR:HB	3:M:442:VAL:HG21	1.54	0.89
3:M:267:THR:HB	3:M:442:VAL:HG21	1.54	0.89
1:B:34:ILE:HA	1:B:50:THR:HG21	1.55	0.89
1:B:87:LYS:HD3	3:M:829:TRP:CE2	2.08	0.89
3:M:267:THR:HB	3:M:442:VAL:HG21	1.54	0.89
3:M:267:THR:HB	3:M:442:VAL:HG21	1.54	0.89
3:M:267:THR:HB	3:M:442:VAL:HG21	1.54	0.89
1:B:34:ILE:HA	1:B:50:THR:HG21	1.55	0.89
3:M:267:THR:HB	3:M:442:VAL:HG21	1.54	0.89
2:C:84:PHE:O	3:M:732:ILE:N	2.04	0.89
1:B:34:ILE:HA	1:B:50:THR:HG21	1.55	0.89
3:M:507:GLY:HA3	3:M:764:LYS:HE2	1.52	0.89
3:M:267:THR:HB	3:M:442:VAL:HG21	1.54	0.89
3:M:270:LEU:C	3:M:285:TYR:CE1	2.46	0.88
2:C:85:GLU:O	3:M:732:ILE:CD1	2.20	0.88
3:M:270:LEU:C	3:M:285:TYR:CE1	2.46	0.88
2:C:96:LYS:HD3	3:M:725:ARG:CD	2.01	0.88
3:M:270:LEU:C	3:M:285:TYR:CE1	2.46	0.88
3:M:270:LEU:C	3:M:285:TYR:CE1	2.46	0.88
1:B:87:LYS:HZ2	3:M:829:TRP:HZ2	0.99	0.88
3:M:270:LEU:C	3:M:285:TYR:CE1	2.46	0.88
3:M:270:LEU:C	3:M:285:TYR:CE1	2.46	0.88
3:M:805:ARG:HA	3:M:808:GLU:HB2	1.55	0.88
1:B:34:ILE:HA	1:B:50:THR:HG21	1.55	0.88
1:B:87:LYS:HD3	3:M:829:TRP:CD2	2.07	0.88
3:M:804:ARG:O	3:M:808:GLU:CB	2.21	0.88
1:B:34:ILE:HA	1:B:50:THR:HG21	1.55	0.88
1:B:144:VAL:HA	1:B:148:VAL:HA	1.55	0.88
2:C:149:VAL:HG23	3:M:797:PHE:HD1	1.39	0.88
3:M:21:GLU:CB	3:M:786:ILE:CG2	2.37	0.88
1:B:87:LYS:HD3	3:M:829:TRP:CD2	2.07	0.88
1:B:87:LYS:HD3	3:M:829:TRP:CE2	2.07	0.88
3:M:803:TYR:CE1	3:M:807:VAL:CG1	2.57	0.88
2:C:93:VAL:HG22	3:M:725:ARG:CB	2.00	0.88
1:B:144:VAL:HA	1:B:148:VAL:HA	1.55	0.88

Continued on next page...

Continued from previous page...

Atom-1	Atom-2	Interatomic distance (Å)	Clash overlap (Å)
2:C:84:PHE:HA	3:M:730:SER:O	1.71	0.88
2:C:96:LYS:NZ	3:M:720:PHE:CD2	2.35	0.88
2:C:86:ASP:HA	3:M:730:SER:H	1.31	0.88
1:B:34:ILE:HA	1:B:50:THR:HG21	1.55	0.88
3:M:270:LEU:C	3:M:285:TYR:CE1	2.46	0.88
2:C:93:VAL:HG21	3:M:729:ALA:HB2	1.55	0.88
3:M:508:ILE:HD11	3:M:766:PHE:CD1	2.07	0.88
1:B:34:ILE:HA	1:B:50:THR:HG21	1.55	0.88
3:M:508:ILE:HD11	3:M:766:PHE:CD1	2.07	0.88
1:B:87:LYS:CD	3:M:829:TRP:CH2	2.50	0.88
3:M:803:TYR:C	3:M:807:VAL:HB	1.93	0.88
1:B:87:LYS:HD3	3:M:829:TRP:CE2	2.07	0.88
3:M:508:ILE:HD11	3:M:766:PHE:CD1	2.07	0.88
3:M:508:ILE:HD11	3:M:766:PHE:CD1	2.07	0.88
1:B:34:ILE:HA	1:B:50:THR:HG21	1.55	0.88
1:B:34:ILE:HA	1:B:50:THR:HG21	1.55	0.88
3:M:708:ARG:O	3:M:768:LYS:NZ	2.06	0.88
2:C:93:VAL:CG2	3:M:725:ARG:CA	2.52	0.88
1:B:87:LYS:HD3	3:M:829:TRP:CD2	2.07	0.88
1:B:34:ILE:HA	1:B:50:THR:HG21	1.55	0.88
2:C:141:ALA:CB	3:M:737:PHE:CB	2.50	0.88
3:M:708:ARG:O	3:M:768:LYS:NZ	2.04	0.88
3:M:97:LEU:HD23	3:M:713:SER:H	1.36	0.88
3:M:776:GLU:O	3:M:780:ASP:N	2.07	0.88
1:B:87:LYS:HD3	3:M:829:TRP:CE2	2.07	0.88
3:M:779:ARG:C	3:M:780:ASP:CA	2.42	0.88
3:M:805:ARG:O	3:M:809:ARG:CB	2.22	0.88
3:M:428:ALA:C	3:M:601:ASP:C	2.31	0.88
1:B:144:VAL:HA	1:B:148:VAL:HA	1.55	0.88
3:M:779:ARG:C	3:M:780:ASP:CA	2.42	0.88
2:C:105:ALA:HB1	3:M:15:PRO:HB3	1.55	0.88
3:M:25:ILE:HG22	3:M:783:LEU:CA	2.00	0.88
3:M:428:ALA:C	3:M:601:ASP:C	2.31	0.88
1:B:34:ILE:HA	1:B:50:THR:HG21	1.55	0.88
3:M:29:ASN:OD1	3:M:725:ARG:HB3	1.69	0.88
3:M:428:ALA:C	3:M:601:ASP:C	2.31	0.88
3:M:428:ALA:C	3:M:601:ASP:C	2.31	0.88
3:M:428:ALA:C	3:M:601:ASP:C	2.31	0.88
3:M:779:ARG:C	3:M:780:ASP:CA	2.42	0.88
3:M:725:ARG:HH22	3:M:736:GLN:NE2	1.63	0.88
3:M:25:ILE:O	3:M:781:ASP:O	1.90	0.88

Continued on next page...

Continued from previous page...

Atom-1	Atom-2	Interatomic distance (Å)	Clash overlap (Å)
3:M:805:ARG:HA	3:M:808:GLU:HB2	1.51	0.88
2:C:96:LYS:HZ1	3:M:725:ARG:HB2	1.33	0.88
3:M:779:ARG:NE	3:M:783:LEU:HD21	1.88	0.88
3:M:84:LYS:CE	3:M:720:PHE:O	2.22	0.88
2:C:138:ASN:CA	3:M:738:MET:CB	2.46	0.88
2:C:85:GLU:CB	3:M:730:SER:HB2	2.03	0.88
3:M:603:LEU:HD23	3:M:647:GLN:HB3	1.55	0.88
1:B:34:ILE:HA	1:B:50:THR:HG21	1.55	0.88
1:B:144:VAL:HA	1:B:148:VAL:HA	1.55	0.88
2:C:109:HIS:HB2	3:M:19:LYS:HZ2	1.37	0.88
3:M:510:TRP:CH2	3:M:711:PHE:HZ	1.88	0.88
1:B:143:ASP:HB2	1:B:149:ASP:HB2	1.56	0.88
1:B:143:ASP:HB2	1:B:149:ASP:HB2	1.56	0.88
1:B:144:VAL:HA	1:B:148:VAL:HA	1.55	0.88
2:C:149:VAL:HG23	3:M:797:PHE:HD1	1.39	0.88
3:M:508:ILE:CD1	3:M:714:ARG:CD	2.52	0.88
2:C:149:VAL:HG23	3:M:797:PHE:HD1	1.39	0.88
3:M:779:ARG:C	3:M:780:ASP:CA	2.43	0.88
2:C:93:VAL:CB	3:M:726:VAL:CG2	2.52	0.88
1:B:144:VAL:HA	1:B:148:VAL:HA	1.55	0.88
2:C:93:VAL:HB	3:M:724:TYR:HB3	0.97	0.88
3:M:602:PRO:HD2	3:M:648:THR:HB	1.56	0.88
3:M:603:LEU:HD23	3:M:647:GLN:HB3	1.55	0.88
2:C:89:GLU:N	3:M:732:ILE:CD1	2.37	0.88
3:M:602:PRO:HD2	3:M:648:THR:HB	1.56	0.88
3:M:603:LEU:HD23	3:M:647:GLN:HB3	1.55	0.88
3:M:602:PRO:HD2	3:M:648:THR:HB	1.56	0.88
3:M:603:LEU:HD23	3:M:647:GLN:HB3	1.55	0.88
3:M:804:ARG:O	3:M:808:GLU:HG3	1.74	0.88
2:C:102:VAL:HG12	3:M:14:ALA:HB1	1.55	0.88
3:M:602:PRO:HD2	3:M:648:THR:HB	1.56	0.88
3:M:603:LEU:HD23	3:M:647:GLN:HB3	1.55	0.88
3:M:602:PRO:HD2	3:M:648:THR:HB	1.56	0.88
3:M:603:LEU:HD23	3:M:647:GLN:HB3	1.55	0.88
3:M:602:PRO:HD2	3:M:648:THR:HB	1.56	0.88
3:M:603:LEU:HD23	3:M:647:GLN:HB3	1.55	0.88
1:B:87:LYS:HD3	3:M:829:TRP:CD2	2.07	0.88
1:B:144:VAL:HA	1:B:148:VAL:HA	1.55	0.88
2:C:103:MET:HE2	3:M:14:ALA:HB2	1.55	0.88
1:B:143:ASP:HB2	1:B:149:ASP:HB2	1.56	0.88
1:B:87:LYS:HD3	3:M:829:TRP:CD2	2.07	0.87

Continued on next page...

Continued from previous page...

Atom-1	Atom-2	Interatomic distance (Å)	Clash overlap (Å)
3:M:779:ARG:C	3:M:780:ASP:CA	2.42	0.87
2:C:139:TYR:CE1	3:M:7:MET:N	2.42	0.87
3:M:602:PRO:HD2	3:M:648:THR:HB	1.56	0.87
1:B:144:VAL:HA	1:B:148:VAL:HA	1.55	0.87
3:M:602:PRO:HD2	3:M:648:THR:HB	1.56	0.87
1:B:143:ASP:HB2	1:B:149:ASP:HB2	1.56	0.87
3:M:602:PRO:HD2	3:M:648:THR:HB	1.56	0.87
3:M:602:PRO:HD2	3:M:648:THR:HB	1.56	0.87
3:M:707:CYS:O	3:M:712:PRO:CD	2.22	0.87
1:B:87:LYS:HD3	3:M:829:TRP:CE2	2.07	0.87
1:B:143:ASP:HB2	1:B:149:ASP:HB2	1.56	0.87
3:M:779:ARG:C	3:M:780:ASP:CA	2.43	0.87
3:M:602:PRO:HD2	3:M:648:THR:HB	1.56	0.87
3:M:602:PRO:HD2	3:M:648:THR:HB	1.56	0.87
3:M:602:PRO:HD2	3:M:648:THR:HB	1.56	0.87
3:M:602:PRO:HD2	3:M:648:THR:HB	1.56	0.87
3:M:431:LYS:HD3	3:M:601:ASP:H	1.39	0.87
3:M:431:LYS:NZ	3:M:597:GLU:C	2.22	0.87
2:C:90:GLY:N	3:M:729:ALA:HB2	1.65	0.87
3:M:431:LYS:HD3	3:M:601:ASP:H	1.39	0.87
3:M:431:LYS:NZ	3:M:597:GLU:C	2.22	0.87
1:B:144:VAL:HA	1:B:148:VAL:HA	1.55	0.87
1:B:87:LYS:HD3	3:M:829:TRP:CE2	2.07	0.87
3:M:431:LYS:HD3	3:M:601:ASP:H	1.39	0.87
3:M:431:LYS:NZ	3:M:597:GLU:C	2.22	0.87
3:M:431:LYS:HD3	3:M:601:ASP:H	1.39	0.87
3:M:431:LYS:NZ	3:M:597:GLU:C	2.22	0.87
3:M:431:LYS:HD3	3:M:601:ASP:H	1.39	0.87
3:M:431:LYS:NZ	3:M:597:GLU:C	2.22	0.87
3:M:431:LYS:HD3	3:M:601:ASP:H	1.39	0.87
3:M:431:LYS:NZ	3:M:597:GLU:C	2.22	0.87
1:B:143:ASP:HB2	1:B:149:ASP:HB2	1.56	0.87
1:B:143:ASP:HB2	1:B:149:ASP:HB2	1.56	0.87
3:M:431:LYS:CD	3:M:601:ASP:CA	2.26	0.87
3:M:707:CYS:C	3:M:712:PRO:CB	2.43	0.87
2:C:149:VAL:HG23	3:M:797:PHE:HD1	1.39	0.87
2:C:92:ARG:O	3:M:725:ARG:NH1	2.05	0.87
2:C:149:VAL:HG23	3:M:797:PHE:HD1	1.39	0.87
1:B:143:ASP:HB2	1:B:149:ASP:HB2	1.56	0.87
1:B:87:LYS:HD3	3:M:829:TRP:CE2	2.08	0.87
1:B:143:ASP:HB2	1:B:149:ASP:HB2	1.56	0.87

Continued on next page...

Continued from previous page...

Atom-1	Atom-2	Interatomic distance (Å)	Clash overlap (Å)
2:C:94:PHE:HB2	3:M:725:ARG:HB3	1.27	0.87
2:C:149:VAL:HG23	3:M:797:PHE:HD1	1.39	0.87
3:M:732:ILE:CD1	3:M:732:ILE:CB	2.53	0.87
1:B:143:ASP:HB2	1:B:149:ASP:HB2	1.56	0.87
3:M:755:HIS:HA	3:M:758:TYR:CE1	2.10	0.87
3:M:732:ILE:CD1	3:M:732:ILE:CB	2.53	0.87
1:B:34:ILE:HA	1:B:50:THR:HG21	1.55	0.87
3:M:779:ARG:NE	3:M:783:LEU:HD21	1.88	0.87
1:B:144:VAL:HA	1:B:148:VAL:HA	1.55	0.87
3:M:779:ARG:C	3:M:780:ASP:CA	2.43	0.87
3:M:732:ILE:CB	3:M:732:ILE:CD1	2.53	0.87
1:B:87:LYS:HZ2	3:M:829:TRP:HZ2	0.99	0.87
2:C:103:MET:CB	3:M:13:ALA:N	2.36	0.87
1:B:143:ASP:HB2	1:B:149:ASP:HB2	1.56	0.87
3:M:726:VAL:CG1	3:M:786:ILE:HD12	2.03	0.87
3:M:428:ALA:C	3:M:601:ASP:C	2.31	0.87
3:M:779:ARG:O	3:M:783:LEU:CD1	2.22	0.87
1:B:87:LYS:HD3	3:M:829:TRP:CE2	2.08	0.87
3:M:428:ALA:C	3:M:601:ASP:C	2.31	0.87
3:M:428:ALA:C	3:M:601:ASP:C	2.31	0.87
3:M:83:PRO:CD	3:M:777:GLU:HB2	2.04	0.87
3:M:428:ALA:C	3:M:601:ASP:C	2.31	0.87
2:C:17:PHE:CZ	3:M:806:MET:SD	2.67	0.87
3:M:95:THR:O	3:M:771:LEU:N	2.06	0.87
3:M:428:ALA:C	3:M:601:ASP:C	2.31	0.87
3:M:428:ALA:C	3:M:601:ASP:C	2.31	0.87
2:C:16:LEU:CD2	3:M:810:ARG:NH2	2.36	0.87
3:M:428:ALA:C	3:M:601:ASP:C	2.31	0.87
3:M:732:ILE:CB	3:M:732:ILE:CD1	2.53	0.87
3:M:755:HIS:HA	3:M:758:TYR:CE1	2.10	0.87
3:M:428:ALA:C	3:M:601:ASP:C	2.31	0.87
2:C:92:ARG:CB	3:M:725:ARG:CD	2.53	0.87
3:M:709:LYS:O	3:M:710:GLY:O	1.91	0.87
3:M:603:LEU:HD23	3:M:647:GLN:HB3	1.55	0.87
3:M:603:LEU:HD23	3:M:647:GLN:HB3	1.55	0.87
3:M:755:HIS:HA	3:M:758:TYR:CE1	2.10	0.87
3:M:603:LEU:HD23	3:M:647:GLN:HB3	1.55	0.87
1:B:143:ASP:HB2	1:B:149:ASP:HB2	1.56	0.87
3:M:603:LEU:HD23	3:M:647:GLN:HB3	1.55	0.87
3:M:755:HIS:HA	3:M:758:TYR:CE1	2.10	0.87
2:C:92:ARG:HB3	3:M:25:ILE:HB	1.55	0.87

Continued on next page...

Continued from previous page...

Atom-1	Atom-2	Interatomic distance (Å)	Clash overlap (Å)
3:M:603:LEU:HD23	3:M:647:GLN:HB3	1.55	0.87
3:M:508:ILE:HD11	3:M:714:ARG:NH1	1.87	0.87
3:M:603:LEU:HD23	3:M:647:GLN:HB3	1.55	0.87
3:M:603:LEU:HD23	3:M:647:GLN:HB3	1.55	0.87
1:B:144:VAL:HA	1:B:148:VAL:HA	1.55	0.87
3:M:603:LEU:HD23	3:M:647:GLN:HB3	1.55	0.87
3:M:779:ARG:HG3	3:M:783:LEU:HD22	0.88	0.87
1:B:87:LYS:HD3	3:M:829:TRP:CE2	2.07	0.87
1:B:144:VAL:HA	1:B:148:VAL:HA	1.55	0.87
2:C:90:GLY:HA2	3:M:726:VAL:HA	1.55	0.87
3:M:431:LYS:HD3	3:M:601:ASP:H	1.39	0.87
3:M:24:ARG:N	3:M:783:LEU:HB3	1.88	0.87
3:M:755:HIS:HA	3:M:758:TYR:CE1	2.10	0.87
1:B:144:VAL:HA	1:B:148:VAL:HA	1.55	0.87
1:B:143:ASP:HB2	1:B:149:ASP:HB2	1.56	0.87
3:M:84:LYS:N	3:M:724:TYR:CD1	2.35	0.87
1:B:144:VAL:HA	1:B:148:VAL:HA	1.55	0.87
1:B:124:GLN:HG3	2:C:16:LEU:O	1.75	0.87
3:M:755:HIS:HA	3:M:758:TYR:CE1	2.10	0.87
3:M:732:ILE:CB	3:M:732:ILE:CD1	2.53	0.87
3:M:755:HIS:HA	3:M:758:TYR:CE1	2.10	0.87
3:M:431:LYS:NZ	3:M:597:GLU:C	2.22	0.87
3:M:603:LEU:HD23	3:M:647:GLN:HB3	1.55	0.87
3:M:803:TYR:CZ	3:M:807:VAL:HG11	2.09	0.87
3:M:755:HIS:HA	3:M:758:TYR:CE1	2.10	0.87
3:M:29:ASN:HB2	3:M:784:ALA:N	1.77	0.87
3:M:732:ILE:CB	3:M:732:ILE:CD1	2.53	0.87
3:M:431:LYS:NZ	3:M:597:GLU:C	2.22	0.87
3:M:603:LEU:HD23	3:M:647:GLN:HB3	1.55	0.87
1:B:34:ILE:HA	1:B:50:THR:HG21	1.55	0.87
3:M:431:LYS:NZ	3:M:597:GLU:C	2.22	0.87
3:M:603:LEU:HD23	3:M:647:GLN:HB3	1.55	0.87
3:M:732:ILE:CB	3:M:732:ILE:CD1	2.53	0.87
2:C:17:PHE:CE2	3:M:806:MET:SD	2.68	0.87
3:M:755:HIS:HA	3:M:758:TYR:CE1	2.10	0.87
3:M:803:TYR:CE1	3:M:807:VAL:CG2	2.57	0.87
3:M:431:LYS:NZ	3:M:597:GLU:C	2.22	0.87
3:M:603:LEU:HD23	3:M:647:GLN:HB3	1.55	0.87
3:M:431:LYS:NZ	3:M:597:GLU:C	2.22	0.87
3:M:509:GLU:OE2	3:M:760:PHE:O	1.77	0.87
3:M:603:LEU:HD23	3:M:647:GLN:HB3	1.55	0.87

Continued on next page...

Continued from previous page...

Atom-1	Atom-2	Interatomic distance (Å)	Clash overlap (Å)
3:M:755:HIS:HA	3:M:758:TYR:CE1	2.10	0.87
1:B:34:ILE:HA	1:B:50:THR:HG21	1.55	0.87
2:C:96:LYS:O	3:M:718:ALA:CA	2.23	0.87
3:M:510:TRP:CE3	3:M:714:ARG:NE	2.42	0.87
3:M:510:TRP:HE3	3:M:714:ARG:HE	0.99	0.87
1:B:143:ASP:HB2	1:B:149:ASP:HB2	1.56	0.87
2:C:106:GLU:OE2	3:M:17:LEU:CA	2.23	0.87
1:B:87:LYS:CD	3:M:829:TRP:CH2	2.50	0.87
1:B:34:ILE:HA	1:B:50:THR:HG21	1.55	0.87
3:M:25:ILE:HD13	3:M:786:ILE:HD12	1.54	0.87
2:C:97:GLU:N	3:M:718:ALA:HB1	1.88	0.87
2:C:110:VAL:CG1	3:M:787:ILE:HD11	2.05	0.87
2:C:149:VAL:HG23	3:M:797:PHE:HD1	1.39	0.87
3:M:779:ARG:C	3:M:780:ASP:CA	2.43	0.87
2:C:149:VAL:HG23	3:M:797:PHE:HD1	1.39	0.87
2:C:91:LEU:HA	3:M:725:ARG:HA	1.57	0.86
2:C:146:ILE:H	3:M:733:PRO:CD	1.87	0.86
3:M:540:CYS:HB3	3:M:602:PRO:CG	1.90	0.86
1:B:34:ILE:HA	1:B:50:THR:HG21	1.55	0.86
3:M:540:CYS:HB3	3:M:602:PRO:CG	1.90	0.86
3:M:779:ARG:CG	3:M:783:LEU:HD11	1.97	0.86
3:M:540:CYS:HB3	3:M:602:PRO:CG	1.90	0.86
3:M:25:ILE:HG21	3:M:785:GLU:N	1.86	0.86
3:M:540:CYS:HB3	3:M:602:PRO:CG	1.90	0.86
3:M:540:CYS:HB3	3:M:602:PRO:CG	1.90	0.86
3:M:540:CYS:HB3	3:M:602:PRO:CG	1.90	0.86
3:M:540:CYS:HB3	3:M:602:PRO:CG	1.90	0.86
3:M:732:ILE:CB	3:M:732:ILE:CD1	2.53	0.86
3:M:755:HIS:HA	3:M:758:TYR:CE1	2.10	0.86
2:C:94:PHE:CA	3:M:722:GLN:HG2	1.98	0.86
2:C:92:ARG:HB3	3:M:22:LYS:HA	1.57	0.86
3:M:37:SER:CB	3:M:777:GLU:HG3	2.03	0.86
3:M:732:ILE:CB	3:M:732:ILE:CD1	2.53	0.86
3:M:755:HIS:HA	3:M:758:TYR:CE1	2.10	0.86
3:M:755:HIS:HA	3:M:758:TYR:CE1	2.10	0.86
3:M:310:TYR:CZ	3:M:320:ILE:HD11	2.11	0.86
3:M:732:ILE:CB	3:M:732:ILE:CD1	2.53	0.86
3:M:310:TYR:CZ	3:M:320:ILE:HD11	2.11	0.86
3:M:310:TYR:CZ	3:M:320:ILE:HD11	2.11	0.86
3:M:310:TYR:CZ	3:M:320:ILE:HD11	2.11	0.86
3:M:310:TYR:CZ	3:M:320:ILE:HD11	2.11	0.86
3:M:310:TYR:CZ	3:M:320:ILE:HD11	2.11	0.86

Continued on next page...

Continued from previous page...

Atom-1	Atom-2	Interatomic distance (Å)	Clash overlap (Å)
3:M:779:ARG:C	3:M:780:ASP:CA	2.42	0.86
1:B:87:LYS:HD3	3:M:829:TRP:CE2	2.08	0.86
2:C:110:VAL:CG1	3:M:787:ILE:HD11	2.05	0.86
2:C:93:VAL:CG1	3:M:29:ASN:N	2.38	0.86
2:C:110:VAL:CG1	3:M:787:ILE:HD11	2.05	0.86
3:M:804:ARG:O	3:M:808:GLU:HG3	1.73	0.86
3:M:803:TYR:O	3:M:806:MET:HG3	1.72	0.86
3:M:805:ARG:HA	3:M:808:GLU:HB2	1.56	0.86
3:M:732:ILE:CB	3:M:732:ILE:CD1	2.53	0.86
1:B:87:LYS:HD3	3:M:829:TRP:CE2	2.08	0.86
1:B:143:ASP:HB2	1:B:149:ASP:HB2	1.56	0.86
3:M:93:MET:CE	3:M:715:VAL:HA	2.04	0.86
3:M:755:HIS:HA	3:M:758:TYR:CE1	2.10	0.86
2:C:139:TYR:OH	3:M:23:GLU:HA	1.76	0.86
3:M:755:HIS:HA	3:M:758:TYR:CE1	2.10	0.86
3:M:755:HIS:HA	3:M:758:TYR:CE1	2.10	0.86
2:C:140:GLU:CG	3:M:738:MET:HB3	2.06	0.86
3:M:775:LEU:O	3:M:782:LYS:HB2	1.75	0.86
3:M:502:GLU:CB	3:M:766:PHE:CE1	2.58	0.86
1:B:87:LYS:HD3	3:M:829:TRP:CE2	2.07	0.86
2:C:93:VAL:HG21	3:M:726:VAL:HA	0.87	0.86
3:M:310:TYR:CZ	3:M:320:ILE:HD11	2.11	0.86
2:C:95:ASP:H	3:M:722:GLN:CG	1.57	0.86
3:M:310:TYR:CZ	3:M:320:ILE:HD11	2.11	0.86
3:M:80:MET:HB3	3:M:777:GLU:CB	2.06	0.86
3:M:732:ILE:CB	3:M:732:ILE:CD1	2.53	0.86
3:M:310:TYR:CZ	3:M:320:ILE:HD11	2.11	0.86
3:M:310:TYR:CZ	3:M:320:ILE:HD11	2.11	0.86
1:B:87:LYS:CD	3:M:829:TRP:CH2	2.50	0.86
3:M:310:TYR:CZ	3:M:320:ILE:HD11	2.11	0.86
2:C:92:ARG:O	3:M:720:PHE:O	1.94	0.86
2:C:110:VAL:CG1	3:M:787:ILE:HD11	2.05	0.86
1:B:34:ILE:HA	1:B:50:THR:HG21	1.55	0.86
3:M:804:ARG:O	3:M:808:GLU:CG	2.23	0.86
3:M:603:LEU:HD13	3:M:648:THR:N	1.91	0.86
3:M:603:LEU:HD13	3:M:648:THR:N	1.91	0.86
3:M:603:LEU:HD13	3:M:648:THR:N	1.91	0.86
1:B:144:VAL:HA	1:B:148:VAL:HA	1.55	0.86
3:M:22:LYS:HB2	3:M:787:ILE:HG12	1.55	0.86
3:M:603:LEU:HD13	3:M:648:THR:N	1.91	0.86
3:M:732:ILE:CD1	3:M:732:ILE:CB	2.53	0.86

Continued on next page...

Continued from previous page...

Atom-1	Atom-2	Interatomic distance (Å)	Clash overlap (Å)
3:M:29:ASN:OD1	3:M:725:ARG:C	2.14	0.86
3:M:83:PRO:O	3:M:779:ARG:NE	2.09	0.86
3:M:603:LEU:HD13	3:M:648:THR:N	1.91	0.86
3:M:603:LEU:HD13	3:M:648:THR:N	1.91	0.86
3:M:603:LEU:HD13	3:M:648:THR:N	1.91	0.86
3:M:603:LEU:HD13	3:M:648:THR:N	1.91	0.86
3:M:732:ILE:CB	3:M:732:ILE:CD1	2.53	0.86
3:M:755:HIS:HA	3:M:758:TYR:CE1	2.10	0.86
3:M:83:PRO:HD2	3:M:777:GLU:CD	1.96	0.86
1:B:34:ILE:HA	1:B:50:THR:HG21	1.55	0.86
3:M:732:ILE:CB	3:M:732:ILE:CD1	2.53	0.86
3:M:509:GLU:CB	3:M:714:ARG:HG3	2.06	0.86
3:M:732:ILE:CB	3:M:732:ILE:CD1	2.53	0.86
2:C:149:VAL:HG23	3:M:797:PHE:HD1	1.39	0.86
1:B:144:VAL:HA	1:B:148:VAL:HA	1.55	0.86
1:B:87:LYS:HD3	3:M:829:TRP:CE2	2.08	0.86
3:M:803:TYR:CE1	3:M:807:VAL:CG2	2.54	0.86
1:B:143:ASP:HB2	1:B:149:ASP:HB2	1.56	0.86
3:M:732:ILE:CB	3:M:732:ILE:CD1	2.53	0.86
3:M:732:ILE:CD1	3:M:732:ILE:CB	2.53	0.86
2:C:92:ARG:CD	3:M:736:GLN:NE2	2.34	0.86
3:M:732:ILE:CD1	3:M:732:ILE:CB	2.53	0.86
2:C:110:VAL:CG1	3:M:787:ILE:HD11	2.05	0.86
2:C:149:VAL:HG23	3:M:797:PHE:HD1	1.39	0.86
3:M:72:VAL:CG1	3:M:76:GLN:HB3	2.05	0.86
1:B:125:CYS:N	2:C:15:LEU:O	2.07	0.86
2:C:110:VAL:HG13	3:M:23:GLU:CG	1.92	0.86
3:M:708:ARG:N	3:M:712:PRO:HG3	1.90	0.86
1:B:87:LYS:HD3	3:M:829:TRP:CE2	2.07	0.86
2:C:110:VAL:CG1	3:M:787:ILE:HD11	2.05	0.86
3:M:603:LEU:HD13	3:M:648:THR:N	1.91	0.86
3:M:603:LEU:HD13	3:M:648:THR:N	1.91	0.86
3:M:603:LEU:HD13	3:M:648:THR:N	1.91	0.86
3:M:603:LEU:HD13	3:M:648:THR:N	1.91	0.86
3:M:603:LEU:HD13	3:M:648:THR:N	1.91	0.86
1:B:34:ILE:HA	1:B:50:THR:HG21	1.55	0.86
3:M:511:GLU:O	3:M:766:PHE:CD2	2.29	0.86
2:C:105:ALA:CB	3:M:16:TYR:CE1	2.39	0.86
2:C:110:VAL:CG1	3:M:787:ILE:HD11	2.05	0.86
1:B:144:VAL:HA	1:B:148:VAL:HA	1.55	0.86
3:M:82:PRO:HG3	3:M:774:LEU:HA	0.86	0.86

Continued on next page...

Continued from previous page...

Atom-1	Atom-2	Interatomic distance (Å)	Clash overlap (Å)
2:C:149:VAL:HG23	3:M:797:PHE:HD1	1.39	0.86
2:C:87:PHE:HA	3:M:728:ASN:HB3	1.55	0.86
2:C:110:VAL:CG1	3:M:787:ILE:HD11	2.05	0.86
3:M:755:HIS:HA	3:M:758:TYR:CE1	2.10	0.86
3:M:310:TYR:CZ	3:M:320:ILE:HD11	2.11	0.86
2:C:93:VAL:HG22	3:M:725:ARG:CB	2.06	0.86
2:C:96:LYS:CA	3:M:722:GLN:HB2	2.05	0.86
3:M:755:HIS:HA	3:M:758:TYR:CE1	2.10	0.86
2:C:84:PHE:O	3:M:732:ILE:N	2.04	0.86
2:C:95:ASP:OD2	3:M:19:LYS:HE3	1.75	0.86
2:C:149:VAL:HG23	3:M:797:PHE:HD1	1.39	0.86
3:M:30:LYS:HB2	3:M:786:ILE:CG1	2.05	0.86
3:M:85:TYR:CE2	3:M:775:LEU:CD2	2.56	0.86
1:B:126:ASP:H	2:C:19:ARG:C	1.80	0.86
2:C:96:LYS:HD2	3:M:725:ARG:CD	2.00	0.86
3:M:709:LYS:O	3:M:710:GLY:O	1.93	0.86
3:M:804:ARG:O	3:M:808:GLU:CG	2.23	0.86
2:C:92:ARG:CB	3:M:725:ARG:CZ	2.52	0.86
2:C:93:VAL:CG2	3:M:726:VAL:N	2.39	0.86
3:M:509:GLU:CB	3:M:714:ARG:CG	2.54	0.86
3:M:506:GLU:C	3:M:764:LYS:HZ2	1.79	0.86
3:M:22:LYS:C	3:M:787:ILE:CB	2.44	0.85
3:M:72:VAL:CG1	3:M:76:GLN:HB3	2.04	0.85
3:M:602:PRO:HD2	3:M:648:THR:HB	1.56	0.85
1:B:128:PHE:CE2	3:M:821:ARG:CZ	2.59	0.85
3:M:72:VAL:CG1	3:M:76:GLN:HB3	2.04	0.85
3:M:602:PRO:HD2	3:M:648:THR:HB	1.56	0.85
3:M:31:PRO:HG3	3:M:785:GLU:HB3	0.86	0.85
3:M:72:VAL:CG1	3:M:76:GLN:HB3	2.04	0.85
3:M:602:PRO:HD2	3:M:648:THR:HB	1.56	0.85
3:M:72:VAL:CG1	3:M:76:GLN:HB3	2.04	0.85
3:M:602:PRO:HD2	3:M:648:THR:HB	1.56	0.85
3:M:72:VAL:CG1	3:M:76:GLN:HB3	2.04	0.85
3:M:602:PRO:HD2	3:M:648:THR:HB	1.56	0.85
1:B:128:PHE:CE2	3:M:821:ARG:CZ	2.59	0.85
2:C:139:TYR:HD1	3:M:721:LYS:HE3	1.39	0.85
3:M:774:LEU:CG	3:M:782:LYS:NZ	2.19	0.85
3:M:431:LYS:NZ	3:M:597:GLU:C	2.22	0.85
2:C:94:PHE:CE2	3:M:19:LYS:C	2.36	0.85
2:C:105:ALA:CA	3:M:21:GLU:HG2	2.06	0.85
2:C:87:PHE:CE2	3:M:728:ASN:CA	2.59	0.85

Continued on next page...

Continued from previous page...

Atom-1	Atom-2	Interatomic distance (Å)	Clash overlap (Å)
3:M:805:ARG:O	3:M:809:ARG:CG	2.24	0.85
3:M:805:ARG:O	3:M:809:ARG:CB	2.24	0.85
3:M:510:TRP:NE1	3:M:711:PHE:N	2.21	0.85
3:M:602:PRO:HD2	3:M:648:THR:HB	1.56	0.85
3:M:726:VAL:HG11	3:M:786:ILE:HD12	1.56	0.85
3:M:310:TYR:CZ	3:M:320:ILE:HD11	2.11	0.85
3:M:310:TYR:CZ	3:M:320:ILE:HD11	2.11	0.85
3:M:310:TYR:CZ	3:M:320:ILE:HD11	2.11	0.85
3:M:310:TYR:CZ	3:M:320:ILE:HD11	2.11	0.85
3:M:94:MET:HB3	3:M:772:LEU:HB3	1.56	0.85
3:M:310:TYR:CZ	3:M:320:ILE:HD11	2.11	0.85
3:M:310:TYR:CZ	3:M:320:ILE:HD11	2.11	0.85
3:M:310:TYR:CZ	3:M:320:ILE:HD11	2.11	0.85
3:M:310:TYR:CZ	3:M:320:ILE:HD11	2.11	0.85
2:C:139:TYR:HA	3:M:736:GLN:N	1.68	0.85
3:M:72:VAL:CG1	3:M:76:GLN:HB3	2.05	0.85
3:M:734:GLU:OE2	3:M:746:LYS:NZ	2.03	0.85
3:M:72:VAL:CG1	3:M:76:GLN:HB3	2.05	0.85
1:B:128:PHE:CE2	3:M:821:ARG:CZ	2.59	0.85
3:M:72:VAL:CG1	3:M:76:GLN:HB3	2.05	0.85
2:C:103:MET:CA	3:M:11:GLY:C	2.45	0.85
3:M:72:VAL:CG1	3:M:76:GLN:HB3	2.05	0.85
3:M:72:VAL:CG1	3:M:76:GLN:HB3	2.05	0.85
3:M:72:VAL:CG1	3:M:76:GLN:HB3	2.05	0.85
3:M:72:VAL:CG1	3:M:76:GLN:HB3	2.05	0.85
3:M:72:VAL:CG1	3:M:76:GLN:HB3	2.04	0.85
3:M:72:VAL:CG1	3:M:76:GLN:HB3	2.04	0.85
2:C:19:ARG:HH21	3:M:806:MET:CE	1.89	0.85
3:M:72:VAL:CG1	3:M:76:GLN:HB3	2.04	0.85
3:M:72:VAL:CG1	3:M:76:GLN:HB3	2.04	0.85
1:B:128:PHE:CE2	3:M:821:ARG:CZ	2.59	0.85
3:M:72:VAL:CG1	3:M:76:GLN:HB3	2.04	0.85
3:M:72:VAL:CG1	3:M:76:GLN:HB3	2.04	0.85
3:M:510:TRP:CZ2	3:M:711:PHE:CE2	2.60	0.85
2:C:16:LEU:HD21	3:M:810:ARG:NE	1.90	0.85
3:M:72:VAL:CG1	3:M:76:GLN:HB3	2.04	0.85
1:B:128:PHE:CE2	3:M:821:ARG:CZ	2.59	0.85
2:C:110:VAL:CG1	3:M:787:ILE:HD11	2.05	0.85
3:M:72:VAL:CG1	3:M:76:GLN:HB3	2.04	0.85
1:B:128:PHE:CE2	3:M:821:ARG:CZ	2.59	0.85
2:C:110:VAL:CG1	3:M:787:ILE:HD11	2.06	0.85
2:C:114:LEU:HD12	3:M:23:GLU:HB3	1.17	0.85

Continued on next page...

Continued from previous page...

Atom-1	Atom-2	Interatomic distance (Å)	Clash overlap (Å)
1:B:143:ASP:HB2	1:B:149:ASP:HB2	1.56	0.85
1:B:128:PHE:CE2	3:M:821:ARG:CZ	2.59	0.85
1:B:128:PHE:CE2	3:M:821:ARG:CZ	2.59	0.85
2:C:149:VAL:HG23	3:M:797:PHE:HD1	1.39	0.85
2:C:109:HIS:H	3:M:25:ILE:HD12	1.38	0.85
1:B:144:VAL:HA	1:B:148:VAL:HA	1.55	0.85
2:C:100:GLY:HA3	3:M:22:LYS:HE2	1.58	0.85
1:B:128:PHE:CE2	3:M:821:ARG:CZ	2.59	0.85
2:C:110:VAL:CG1	3:M:787:ILE:HD11	2.05	0.85
2:C:110:VAL:CG1	3:M:787:ILE:HD11	2.05	0.85
2:C:140:GLU:CG	3:M:738:MET:CB	2.53	0.85
3:M:755:HIS:HA	3:M:758:TYR:CE1	2.10	0.85
2:C:94:PHE:C	3:M:24:ARG:NH2	2.29	0.85
2:C:94:PHE:C	3:M:24:ARG:HH22	1.80	0.85
1:B:128:PHE:CE2	3:M:821:ARG:CZ	2.59	0.85
3:M:724:TYR:CE1	3:M:775:LEU:HB3	2.12	0.85
2:C:149:VAL:HG23	3:M:797:PHE:HD1	1.39	0.85
2:C:110:VAL:CG1	3:M:787:ILE:HD11	2.05	0.85
2:C:110:VAL:CG1	3:M:787:ILE:HD11	2.05	0.85
2:C:96:LYS:H	3:M:722:GLN:HB3	1.38	0.85
3:M:25:ILE:N	3:M:783:LEU:CD2	2.37	0.85
2:C:96:LYS:NZ	3:M:720:PHE:CD2	2.35	0.85
2:C:96:LYS:CA	3:M:22:LYS:N	2.34	0.85
2:C:91:LEU:C	3:M:725:ARG:HD3	1.96	0.85
3:M:511:GLU:N	3:M:714:ARG:HD3	1.92	0.85
3:M:724:TYR:CE1	3:M:775:LEU:HB3	2.12	0.85
1:B:128:PHE:CE2	3:M:821:ARG:CZ	2.59	0.85
2:C:110:VAL:CG1	3:M:787:ILE:HD11	2.05	0.85
2:C:92:ARG:CA	3:M:22:LYS:HB2	2.05	0.85
2:C:110:VAL:CG1	3:M:787:ILE:HD11	2.05	0.85
2:C:87:PHE:CD1	3:M:728:ASN:O	2.29	0.85
2:C:87:PHE:CE2	3:M:728:ASN:CA	2.59	0.85
3:M:724:TYR:CE1	3:M:775:LEU:HB3	2.12	0.85
1:B:115:SER:CB	2:C:121:GLU:OE1	2.25	0.85
1:B:124:GLN:CD	2:C:16:LEU:O	2.14	0.85
3:M:732:ILE:CB	3:M:732:ILE:CD1	2.53	0.85
2:C:110:VAL:HB	3:M:20:SER:OG	1.77	0.85
3:M:93:MET:HG2	3:M:772:LEU:HD21	1.57	0.85
1:B:128:PHE:CE2	3:M:821:ARG:CZ	2.59	0.85
2:C:87:PHE:CD1	3:M:728:ASN:O	2.29	0.85
1:B:128:PHE:CE2	3:M:821:ARG:CZ	2.59	0.85

Continued on next page...

Continued from previous page...

Atom-1	Atom-2	Interatomic distance (Å)	Clash overlap (Å)
1:B:144:VAL:HA	1:B:148:VAL:HA	1.55	0.85
3:M:508:ILE:CG2	3:M:714:ARG:HB3	2.07	0.85
2:C:91:LEU:HD23	3:M:725:ARG:O	1.76	0.85
3:M:428:ALA:C	3:M:601:ASP:C	2.31	0.85
3:M:428:ALA:C	3:M:601:ASP:C	2.31	0.85
3:M:428:ALA:C	3:M:601:ASP:C	2.31	0.85
3:M:23:GLU:HB2	3:M:787:ILE:HD11	1.59	0.85
3:M:428:ALA:C	3:M:601:ASP:C	2.31	0.85
3:M:428:ALA:C	3:M:601:ASP:C	2.31	0.85
3:M:428:ALA:C	3:M:601:ASP:C	2.31	0.85
3:M:436:LYS:HE3	3:M:652:LEU:HD21	1.59	0.85
3:M:436:LYS:HE3	3:M:652:LEU:HD21	1.59	0.85
3:M:95:THR:HG23	3:M:771:LEU:O	1.75	0.85
3:M:436:LYS:HE3	3:M:652:LEU:HD21	1.59	0.85
3:M:436:LYS:HE3	3:M:652:LEU:HD21	1.59	0.85
3:M:436:LYS:HE3	3:M:652:LEU:HD21	1.59	0.85
1:B:143:ASP:HB2	1:B:149:ASP:HB2	1.56	0.84
3:M:779:ARG:O	3:M:783:LEU:N	2.10	0.84
2:C:96:LYS:CE	3:M:725:ARG:HD3	2.05	0.84
2:C:110:VAL:CG1	3:M:787:ILE:HD11	2.06	0.84
3:M:603:LEU:HD13	3:M:648:THR:N	1.91	0.84
1:B:143:ASP:HB2	1:B:149:ASP:HB2	1.56	0.84
3:M:95:THR:HG1	3:M:769:ALA:C	1.80	0.84
3:M:724:TYR:CE1	3:M:775:LEU:HB3	2.12	0.84
3:M:436:LYS:HE3	3:M:652:LEU:HD21	1.59	0.84
3:M:724:TYR:CE1	3:M:775:LEU:HB3	2.12	0.84
3:M:436:LYS:HE3	3:M:652:LEU:HD21	1.59	0.84
3:M:724:TYR:CE1	3:M:775:LEU:HB3	2.12	0.84
3:M:436:LYS:HE3	3:M:652:LEU:HD21	1.59	0.84
3:M:724:TYR:CE1	3:M:775:LEU:HB3	2.12	0.84
3:M:83:PRO:CD	3:M:777:GLU:CB	2.55	0.84
3:M:436:LYS:HE3	3:M:652:LEU:HD21	1.59	0.84
3:M:436:LYS:HE3	3:M:652:LEU:HD21	1.59	0.84
3:M:436:LYS:HE3	3:M:652:LEU:HD21	1.59	0.84
3:M:436:LYS:HE3	3:M:652:LEU:HD21	1.59	0.84
3:M:724:TYR:CE1	3:M:775:LEU:HB3	2.12	0.84
3:M:709:LYS:C	3:M:710:GLY:N	2.31	0.84
3:M:436:LYS:HE3	3:M:652:LEU:HD21	1.59	0.84
3:M:724:TYR:CE1	3:M:775:LEU:HB3	2.12	0.84
3:M:724:TYR:CE1	3:M:775:LEU:HB3	2.12	0.84
1:B:128:PHE:CE2	3:M:821:ARG:CZ	2.59	0.84

Continued on next page...

Continued from previous page...

Atom-1	Atom-2	Interatomic distance (Å)	Clash overlap (Å)
3:M:28:GLN:O	3:M:777:GLU:O	1.95	0.84
1:B:128:PHE:CE2	3:M:821:ARG:CZ	2.59	0.84
2:C:92:ARG:CD	3:M:725:ARG:HH22	1.90	0.84
2:C:110:VAL:CG1	3:M:787:ILE:HD11	2.05	0.84
2:C:110:VAL:HG22	3:M:29:ASN:OD1	1.76	0.84
3:M:724:TYR:CE1	3:M:775:LEU:HB3	2.12	0.84
3:M:804:ARG:C	3:M:808:GLU:H	1.80	0.84
3:M:507:GLY:CA	3:M:764:LYS:HE3	1.99	0.84
2:C:103:MET:SD	3:M:10:PHE:CB	2.65	0.84
2:C:103:MET:HA	3:M:11:GLY:C	1.97	0.84
3:M:270:LEU:C	3:M:285:TYR:CE1	2.46	0.84
3:M:270:LEU:C	3:M:285:TYR:CE1	2.46	0.84
1:B:128:PHE:CE2	3:M:821:ARG:CZ	2.59	0.84
3:M:270:LEU:C	3:M:285:TYR:CE1	2.46	0.84
3:M:270:LEU:C	3:M:285:TYR:CE1	2.46	0.84
3:M:270:LEU:C	3:M:285:TYR:CE1	2.46	0.84
2:C:89:GLU:O	3:M:725:ARG:HD3	1.77	0.84
2:C:92:ARG:NH1	3:M:736:GLN:CG	2.40	0.84
3:M:603:LEU:HD13	3:M:648:THR:N	1.91	0.84
3:M:603:LEU:HD13	3:M:648:THR:N	1.91	0.84
1:B:128:PHE:CE2	3:M:821:ARG:CZ	2.59	0.84
3:M:603:LEU:HD13	3:M:648:THR:N	1.91	0.84
3:M:603:LEU:HD13	3:M:648:THR:N	1.91	0.84
3:M:510:TRP:CZ3	3:M:711:PHE:HZ	1.91	0.84
3:M:603:LEU:HD13	3:M:648:THR:N	1.91	0.84
1:B:126:ASP:HA	2:C:21:GLY:HA2	1.57	0.84
1:B:128:PHE:CE2	3:M:821:ARG:CZ	2.59	0.84
3:M:603:LEU:HD13	3:M:648:THR:N	1.91	0.84
2:C:140:GLU:CG	3:M:738:MET:HB3	2.06	0.84
3:M:95:THR:HG22	3:M:772:LEU:HA	0.86	0.84
3:M:724:TYR:CE1	3:M:775:LEU:HB3	2.12	0.84
1:B:87:LYS:HD3	3:M:829:TRP:CE2	2.07	0.84
3:M:707:CYS:SG	3:M:712:PRO:CA	2.65	0.84
2:C:110:VAL:CG1	3:M:787:ILE:HD11	2.05	0.84
1:B:128:PHE:CE2	3:M:821:ARG:CZ	2.59	0.84
3:M:270:LEU:C	3:M:285:TYR:CE1	2.46	0.84
3:M:270:LEU:C	3:M:285:TYR:CE1	2.46	0.84
3:M:270:LEU:C	3:M:285:TYR:CE1	2.46	0.84
3:M:30:LYS:N	3:M:781:ASP:CA	2.41	0.84
3:M:270:LEU:C	3:M:285:TYR:CE1	2.46	0.84
2:C:140:GLU:CG	3:M:738:MET:CB	2.53	0.84

Continued on next page...

Continued from previous page...

Atom-1	Atom-2	Interatomic distance (Å)	Clash overlap (Å)
2:C:101:THR:O	3:M:20:SER:OG	1.95	0.84
3:M:32:PHE:CA	3:M:782:LYS:N	2.29	0.84
3:M:270:LEU:C	3:M:285:TYR:CE1	2.46	0.84
3:M:270:LEU:C	3:M:285:TYR:CE1	2.46	0.84
2:C:16:LEU:HD23	3:M:810:ARG:CZ	2.08	0.84
3:M:270:LEU:C	3:M:285:TYR:CE1	2.46	0.84
3:M:270:LEU:C	3:M:285:TYR:CE1	2.46	0.84
2:C:137:ILE:CD1	3:M:736:GLN:NE2	2.41	0.84
3:M:724:TYR:CE1	3:M:775:LEU:HB3	2.12	0.84
3:M:428:ALA:C	3:M:601:ASP:C	2.31	0.84
2:C:96:LYS:NZ	3:M:725:ARG:CB	2.40	0.84
3:M:805:ARG:C	3:M:806:MET:CA	2.46	0.84
3:M:724:TYR:CE1	3:M:775:LEU:HB3	2.12	0.84
2:C:89:GLU:C	3:M:725:ARG:HD3	1.98	0.84
3:M:30:LYS:NZ	3:M:783:LEU:HD22	1.62	0.84
3:M:82:PRO:C	3:M:724:TYR:CE1	2.51	0.84
2:C:110:VAL:CG1	3:M:787:ILE:HD11	2.05	0.84
2:C:92:ARG:HH12	3:M:736:GLN:HG2	1.42	0.84
2:C:93:VAL:HG23	3:M:725:ARG:HB2	1.48	0.84
3:M:28:GLN:O	3:M:726:VAL:N	2.11	0.84
3:M:726:VAL:CG1	3:M:786:ILE:HG22	2.02	0.84
3:M:265:ILE:C	3:M:442:VAL:CG1	2.46	0.84
3:M:265:ILE:C	3:M:442:VAL:CG1	2.46	0.84
3:M:265:ILE:C	3:M:442:VAL:CG1	2.46	0.84
3:M:724:TYR:CE1	3:M:775:LEU:HB3	2.12	0.84
3:M:86:ASP:HB2	3:M:780:ASP:CG	1.95	0.84
3:M:265:ILE:C	3:M:442:VAL:CG1	2.46	0.84
3:M:265:ILE:C	3:M:442:VAL:CG1	2.46	0.84
3:M:265:ILE:C	3:M:442:VAL:CG1	2.46	0.84
3:M:431:LYS:NZ	3:M:597:GLU:C	2.22	0.84
3:M:431:LYS:NZ	3:M:597:GLU:C	2.22	0.84
3:M:804:ARG:C	3:M:808:GLU:OE1	2.15	0.84
1:B:143:ASP:HB2	1:B:149:ASP:HB2	1.56	0.84
2:C:94:PHE:H	3:M:722:GLN:HG3	1.01	0.84
3:M:431:LYS:NZ	3:M:597:GLU:C	2.22	0.84
3:M:22:LYS:HB2	3:M:787:ILE:CG1	2.06	0.84
3:M:149:GLN:CB	3:M:719:ASP:CG	2.39	0.84
3:M:431:LYS:NZ	3:M:597:GLU:C	2.22	0.84
3:M:431:LYS:NZ	3:M:597:GLU:C	2.22	0.84
3:M:431:LYS:NZ	3:M:597:GLU:C	2.22	0.84
3:M:724:TYR:CE1	3:M:775:LEU:HB3	2.12	0.84

Continued on next page...

Continued from previous page...

Atom-1	Atom-2	Interatomic distance (Å)	Clash overlap (Å)
3:M:431:LYS:NZ	3:M:597:GLU:C	2.22	0.84
3:M:431:LYS:NZ	3:M:597:GLU:C	2.22	0.84
3:M:265:ILE:C	3:M:442:VAL:CG1	2.46	0.84
3:M:648:THR:CG2	3:M:651:ALA:HB2	2.08	0.84
3:M:25:ILE:HD12	3:M:786:ILE:HG13	1.59	0.84
2:C:93:VAL:HG23	3:M:729:ALA:CB	2.07	0.84
1:B:87:LYS:CD	3:M:829:TRP:CH2	2.50	0.84
3:M:724:TYR:CE1	3:M:775:LEU:HB3	2.12	0.84
3:M:431:LYS:HD3	3:M:601:ASP:H	1.39	0.84
3:M:431:LYS:HD3	3:M:601:ASP:H	1.39	0.84
3:M:431:LYS:HD3	3:M:601:ASP:H	1.39	0.84
3:M:431:LYS:HD3	3:M:601:ASP:H	1.39	0.84
3:M:431:LYS:HD3	3:M:601:ASP:H	1.39	0.84
3:M:507:GLY:O	3:M:764:LYS:HE3	1.60	0.84
3:M:726:VAL:HG22	3:M:786:ILE:CD1	2.08	0.84
3:M:436:LYS:HE3	3:M:652:LEU:HD21	1.59	0.83
3:M:436:LYS:HE3	3:M:652:LEU:HD21	1.59	0.83
3:M:436:LYS:HE3	3:M:652:LEU:HD21	1.59	0.83
3:M:436:LYS:HE3	3:M:652:LEU:HD21	1.59	0.83
3:M:436:LYS:HE3	3:M:652:LEU:HD21	1.59	0.83
3:M:510:TRP:CD2	3:M:711:PHE:CE2	2.59	0.83
3:M:436:LYS:HE3	3:M:652:LEU:HD21	1.59	0.83
2:C:93:VAL:CG1	3:M:726:VAL:HG21	2.08	0.83
3:M:25:ILE:HG23	3:M:783:LEU:HA	1.59	0.83
2:C:101:THR:O	3:M:23:GLU:CG	2.25	0.83
2:C:93:VAL:CG1	3:M:726:VAL:HG21	2.08	0.83
1:B:128:PHE:CE2	3:M:821:ARG:CZ	2.59	0.83
3:M:727:LEU:CD2	3:M:782:LYS:O	2.26	0.83
2:C:93:VAL:CB	3:M:726:VAL:H	1.91	0.83
3:M:431:LYS:HD3	3:M:601:ASP:H	1.38	0.83
3:M:431:LYS:HD3	3:M:601:ASP:H	1.38	0.83
3:M:431:LYS:HD3	3:M:601:ASP:H	1.38	0.83
3:M:431:LYS:HD3	3:M:601:ASP:H	1.38	0.83
2:C:87:PHE:N	3:M:731:ALA:CA	2.17	0.83
3:M:431:LYS:HD3	3:M:601:ASP:H	1.38	0.83
3:M:431:LYS:HD3	3:M:601:ASP:H	1.38	0.83
3:M:431:LYS:HD3	3:M:601:ASP:H	1.38	0.83
3:M:431:LYS:HD3	3:M:601:ASP:H	1.38	0.83
2:C:92:ARG:CB	3:M:725:ARG:NH1	2.40	0.83
3:M:724:TYR:CE1	3:M:775:LEU:HB3	2.12	0.83
2:C:93:VAL:HG12	3:M:723:ARG:CA	2.08	0.83

Continued on next page...

Continued from previous page...

Atom-1	Atom-2	Interatomic distance (Å)	Clash overlap (Å)
2:C:93:VAL:CG1	3:M:726:VAL:HG21	2.08	0.83
3:M:503:TYR:CE1	3:M:714:ARG:NH1	2.45	0.83
3:M:436:LYS:HE3	3:M:652:LEU:HD21	1.59	0.83
2:C:93:VAL:CG1	3:M:726:VAL:HG21	2.08	0.83
3:M:29:ASN:C	3:M:781:ASP:CA	2.43	0.83
2:C:87:PHE:CE2	3:M:728:ASN:HA	2.13	0.83
3:M:30:LYS:HE2	3:M:783:LEU:HD23	0.86	0.83
3:M:805:ARG:C	3:M:806:MET:CA	2.46	0.83
3:M:804:ARG:O	3:M:808:GLU:HB2	1.78	0.83
3:M:648:THR:CG2	3:M:651:ALA:HB2	2.08	0.83
2:C:92:ARG:N	3:M:725:ARG:HH11	1.76	0.83
3:M:648:THR:CG2	3:M:651:ALA:HB2	2.08	0.83
3:M:648:THR:CG2	3:M:651:ALA:HB2	2.08	0.83
2:C:102:VAL:HA	3:M:7:MET:CB	2.08	0.83
3:M:499:GLU:OE1	3:M:714:ARG:CZ	2.25	0.83
3:M:648:THR:CG2	3:M:651:ALA:HB2	2.08	0.83
3:M:648:THR:CG2	3:M:651:ALA:HB2	2.08	0.83
2:C:93:VAL:O	3:M:722:GLN:C	2.16	0.83
3:M:648:THR:CG2	3:M:651:ALA:HB2	2.08	0.83
3:M:273:SER:HA	3:M:598:LYS:HG2	1.61	0.83
3:M:541:MET:HG3	3:M:602:PRO:HB3	1.61	0.83
3:M:273:SER:HA	3:M:598:LYS:HG2	1.61	0.83
3:M:541:MET:HG3	3:M:602:PRO:HB3	1.61	0.83
3:M:805:ARG:C	3:M:806:MET:CA	2.46	0.83
3:M:541:MET:HG3	3:M:602:PRO:HB3	1.61	0.83
3:M:273:SER:HA	3:M:598:LYS:HG2	1.61	0.83
3:M:541:MET:HG3	3:M:602:PRO:HB3	1.61	0.83
3:M:273:SER:HA	3:M:598:LYS:HG2	1.61	0.83
3:M:541:MET:HG3	3:M:602:PRO:HB3	1.61	0.83
3:M:541:MET:HG3	3:M:602:PRO:HB3	1.61	0.83
3:M:273:SER:HA	3:M:598:LYS:HG2	1.61	0.83
3:M:541:MET:HG3	3:M:602:PRO:HB3	1.61	0.83
3:M:541:MET:HG3	3:M:602:PRO:HB3	1.61	0.83
3:M:273:SER:HA	3:M:598:LYS:HG2	1.61	0.83
3:M:541:MET:HG3	3:M:602:PRO:HB3	1.61	0.83
3:M:541:MET:HG3	3:M:602:PRO:HB3	1.61	0.83
3:M:273:SER:HA	3:M:598:LYS:HG2	1.61	0.83
3:M:541:MET:HG3	3:M:602:PRO:HB3	1.61	0.83
3:M:541:MET:HG3	3:M:602:PRO:HB3	1.61	0.83
3:M:273:SER:HA	3:M:598:LYS:HG2	1.61	0.83
3:M:541:MET:HG3	3:M:602:PRO:HB3	1.61	0.83

Continued on next page...

Continued from previous page...

Atom-1	Atom-2	Interatomic distance (Å)	Clash overlap (Å)
2:C:90:GLY:HA2	3:M:726:VAL:N	1.93	0.83
3:M:279:LEU:HB2	3:M:282:GLU:HG3	1.60	0.83
2:C:96:LYS:HB2	3:M:722:GLN:HB2	0.83	0.83
2:C:136:CYS:H	3:M:138:LYS:CD	1.91	0.83
2:C:93:VAL:C	3:M:722:GLN:O	2.16	0.83
3:M:265:ILE:C	3:M:442:VAL:CG1	2.46	0.83
3:M:265:ILE:C	3:M:442:VAL:CG1	2.46	0.83
3:M:724:TYR:O	3:M:786:ILE:HD13	1.76	0.83
3:M:707:CYS:HB3	3:M:712:PRO:CB	2.08	0.83
3:M:265:ILE:C	3:M:442:VAL:CG1	2.46	0.83
3:M:805:ARG:O	3:M:809:ARG:CG	2.26	0.83
3:M:265:ILE:C	3:M:442:VAL:CG1	2.46	0.83
3:M:265:ILE:C	3:M:442:VAL:CG1	2.46	0.83
3:M:25:ILE:HD12	3:M:786:ILE:N	1.93	0.83
1:B:126:ASP:O	2:C:21:GLY:HA3	1.79	0.83
2:C:93:VAL:CG1	3:M:726:VAL:HG21	2.08	0.83
3:M:244:SER:OG	3:M:246:PHE:N	2.11	0.83
3:M:273:SER:HA	3:M:598:LYS:HG2	1.60	0.83
3:M:805:ARG:C	3:M:806:MET:CA	2.46	0.83
2:C:103:MET:CE	3:M:14:ALA:HB2	2.09	0.83
3:M:84:LYS:H	3:M:777:GLU:HA	1.43	0.83
3:M:244:SER:OG	3:M:246:PHE:N	2.11	0.83
3:M:273:SER:HA	3:M:598:LYS:HG2	1.60	0.83
3:M:805:ARG:O	3:M:809:ARG:HG3	1.77	0.83
3:M:244:SER:OG	3:M:246:PHE:N	2.11	0.83
3:M:273:SER:HA	3:M:598:LYS:HG2	1.60	0.83
3:M:244:SER:OG	3:M:246:PHE:N	2.11	0.83
3:M:273:SER:HA	3:M:598:LYS:HG2	1.60	0.83
3:M:244:SER:OG	3:M:246:PHE:N	2.11	0.83
3:M:273:SER:HA	3:M:598:LYS:HG2	1.60	0.83
2:C:107:LEU:CD2	3:M:725:ARG:CD	2.50	0.83
3:M:244:SER:OG	3:M:246:PHE:N	2.11	0.83
3:M:244:SER:OG	3:M:246:PHE:N	2.11	0.83
3:M:603:LEU:HD21	3:M:647:GLN:HG2	1.60	0.83
3:M:244:SER:OG	3:M:246:PHE:N	2.11	0.83
1:B:124:GLN:HE21	2:C:16:LEU:HB3	1.43	0.83
3:M:244:SER:OG	3:M:246:PHE:N	2.11	0.83
3:M:506:GLU:OE2	3:M:760:PHE:CA	2.17	0.83
3:M:244:SER:OG	3:M:246:PHE:N	2.11	0.83
3:M:244:SER:OG	3:M:246:PHE:N	2.11	0.83
3:M:648:THR:CG2	3:M:651:ALA:HB2	2.08	0.83

Continued on next page...

Continued from previous page...

Atom-1	Atom-2	Interatomic distance (Å)	Clash overlap (Å)
3:M:508:ILE:HG12	3:M:766:PHE:HZ	0.68	0.83
3:M:648:THR:CG2	3:M:651:ALA:HB2	2.08	0.83
3:M:648:THR:CG2	3:M:651:ALA:HB2	2.08	0.83
3:M:648:THR:CG2	3:M:651:ALA:HB2	2.08	0.83
2:C:86:ASP:CB	3:M:728:ASN:OD1	2.27	0.83
3:M:648:THR:CG2	3:M:651:ALA:HB2	2.08	0.83
3:M:804:ARG:HG2	3:M:808:GLU:OE2	1.78	0.83
3:M:648:THR:CG2	3:M:651:ALA:HB2	2.08	0.83
3:M:648:THR:CG2	3:M:651:ALA:HB2	2.08	0.83
2:C:87:PHE:CE2	3:M:728:ASN:HA	2.13	0.83
3:M:724:TYR:O	3:M:786:ILE:HD13	1.76	0.83
3:M:727:LEU:HD21	3:M:782:LYS:HB3	0.84	0.83
3:M:805:ARG:C	3:M:806:MET:CA	2.46	0.83
3:M:648:THR:CG2	3:M:651:ALA:HB2	2.08	0.83
2:C:91:LEU:HA	3:M:725:ARG:O	1.79	0.83
2:C:93:VAL:HB	3:M:724:TYR:C	1.98	0.83
3:M:279:LEU:HB2	3:M:282:GLU:HG3	1.60	0.83
3:M:279:LEU:HB2	3:M:282:GLU:HG3	1.60	0.83
3:M:279:LEU:HB2	3:M:282:GLU:HG3	1.60	0.83
3:M:279:LEU:HB2	3:M:282:GLU:HG3	1.60	0.83
3:M:279:LEU:HB2	3:M:282:GLU:HG3	1.60	0.83
3:M:279:LEU:HB2	3:M:282:GLU:HG3	1.60	0.83
2:C:149:VAL:HG23	3:M:797:PHE:HD1	1.39	0.83
3:M:779:ARG:HE	3:M:783:LEU:HD21	1.43	0.83
3:M:244:SER:OG	3:M:246:PHE:N	2.11	0.83
3:M:244:SER:OG	3:M:246:PHE:N	2.11	0.83
1:B:34:ILE:CD1	3:M:834:LEU:CD2	2.57	0.83
3:M:244:SER:OG	3:M:246:PHE:N	2.11	0.83
3:M:244:SER:OG	3:M:246:PHE:N	2.11	0.83
2:C:96:LYS:HG3	3:M:721:LYS:CB	2.09	0.83
1:B:34:ILE:CD1	3:M:834:LEU:CD2	2.57	0.83
2:C:114:LEU:CD2	3:M:65:GLU:OE2	2.27	0.83
3:M:84:LYS:CD	3:M:720:PHE:CZ	2.41	0.83
3:M:244:SER:OG	3:M:246:PHE:N	2.11	0.83
1:B:34:ILE:CD1	3:M:834:LEU:CD2	2.57	0.83
3:M:805:ARG:C	3:M:806:MET:CA	2.46	0.83
3:M:244:SER:OG	3:M:246:PHE:N	2.11	0.83
3:M:244:SER:OG	3:M:246:PHE:N	2.11	0.83
2:C:96:LYS:HG3	3:M:721:LYS:CB	2.09	0.83
3:M:244:SER:OG	3:M:246:PHE:N	2.11	0.83
2:C:88:VAL:CG2	3:M:746:LYS:CG	2.52	0.82

Continued on next page...

Continued from previous page...

Atom-1	Atom-2	Interatomic distance (Å)	Clash overlap (Å)
2:C:143:VAL:HA	3:M:730:SER:O	1.77	0.82
3:M:541:MET:HG3	3:M:602:PRO:HB3	1.61	0.82
3:M:603:LEU:HD22	3:M:647:GLN:C	2.00	0.82
3:M:541:MET:HG3	3:M:602:PRO:HB3	1.61	0.82
3:M:603:LEU:HD22	3:M:647:GLN:C	2.00	0.82
1:B:34:ILE:CD1	3:M:834:LEU:CD2	2.57	0.82
2:C:93:VAL:HG11	3:M:726:VAL:HG21	1.59	0.82
3:M:541:MET:HG3	3:M:602:PRO:HB3	1.61	0.82
3:M:603:LEU:HD22	3:M:647:GLN:C	2.00	0.82
3:M:541:MET:HG3	3:M:602:PRO:HB3	1.61	0.82
3:M:603:LEU:HD22	3:M:647:GLN:C	2.00	0.82
3:M:541:MET:HG3	3:M:602:PRO:HB3	1.61	0.82
3:M:603:LEU:HD22	3:M:647:GLN:C	2.00	0.82
3:M:541:MET:HG3	3:M:602:PRO:HB3	1.61	0.82
3:M:603:LEU:HD22	3:M:647:GLN:C	2.00	0.82
3:M:541:MET:HG3	3:M:602:PRO:HB3	1.61	0.82
3:M:603:LEU:HD22	3:M:647:GLN:C	2.00	0.82
3:M:726:VAL:HG22	3:M:786:ILE:HD11	1.60	0.82
3:M:265:ILE:C	3:M:442:VAL:CG1	2.46	0.82
3:M:265:ILE:C	3:M:442:VAL:CG1	2.46	0.82
3:M:265:ILE:C	3:M:442:VAL:CG1	2.46	0.82
3:M:265:ILE:C	3:M:442:VAL:CG1	2.46	0.82
3:M:265:ILE:C	3:M:442:VAL:CG1	2.46	0.82
3:M:265:ILE:C	3:M:442:VAL:CG1	2.46	0.82
2:C:149:VAL:HG23	3:M:797:PHE:HD1	1.39	0.82
3:M:265:ILE:C	3:M:442:VAL:CG1	2.46	0.82
1:B:34:ILE:CD1	3:M:834:LEU:CD2	2.57	0.82
3:M:265:ILE:C	3:M:442:VAL:CG1	2.46	0.82
3:M:603:LEU:HD21	3:M:647:GLN:HG2	1.60	0.82
3:M:603:LEU:HD21	3:M:647:GLN:HG2	1.60	0.82
2:C:96:LYS:CB	3:M:722:GLN:CB	2.34	0.82
2:C:149:VAL:HG23	3:M:797:PHE:HD1	1.39	0.82
3:M:603:LEU:HD21	3:M:647:GLN:HG2	1.60	0.82
2:C:95:ASP:O	3:M:10:PHE:HE1	1.62	0.82
3:M:82:PRO:HG3	3:M:774:LEU:HD12	1.60	0.82
3:M:603:LEU:HD21	3:M:647:GLN:HG2	1.60	0.82
2:C:93:VAL:CG1	3:M:726:VAL:HG21	2.08	0.82
3:M:603:LEU:HD21	3:M:647:GLN:HG2	1.60	0.82
3:M:603:LEU:HD21	3:M:647:GLN:HG2	1.60	0.82
3:M:648:THR:CG2	3:M:651:ALA:HB2	2.08	0.82
3:M:29:ASN:CB	3:M:784:ALA:H	1.92	0.82
3:M:648:THR:CG2	3:M:651:ALA:HB2	2.08	0.82
3:M:648:THR:CG2	3:M:651:ALA:HB2	2.08	0.82

Continued on next page...

Continued from previous page...

Atom-1	Atom-2	Interatomic distance (Å)	Clash overlap (Å)
2:C:87:PHE:N	3:M:731:ALA:HB3	1.86	0.82
3:M:648:THR:CG2	3:M:651:ALA:HB2	2.08	0.82
3:M:648:THR:CG2	3:M:651:ALA:HB2	2.08	0.82
3:M:726:VAL:HG13	3:M:786:ILE:CG1	2.09	0.82
1:B:34:ILE:CD1	3:M:834:LEU:CD2	2.57	0.82
3:M:726:VAL:CG1	3:M:783:LEU:HG	2.10	0.82
1:B:34:ILE:CD1	3:M:834:LEU:CD2	2.57	0.82
1:B:34:ILE:CD1	3:M:834:LEU:CD2	2.57	0.82
2:C:92:ARG:CD	3:M:736:GLN:HE22	1.92	0.82
3:M:508:ILE:CG2	3:M:766:PHE:CD2	2.57	0.82
3:M:509:GLU:H	3:M:714:ARG:HG3	1.42	0.82
2:C:94:PHE:CE2	3:M:22:LYS:CA	2.59	0.82
2:C:140:GLU:HB3	3:M:738:MET:CA	2.09	0.82
3:M:726:VAL:CG1	3:M:786:ILE:HG22	2.02	0.82
3:M:727:LEU:CD2	3:M:782:LYS:CB	2.47	0.82
2:C:93:VAL:CG1	3:M:726:VAL:HG21	2.09	0.82
2:C:101:THR:O	3:M:721:LYS:HD3	1.78	0.82
3:M:418:THR:HB	3:M:421:GLN:HG3	1.59	0.82
3:M:603:LEU:HD22	3:M:647:GLN:C	2.00	0.82
3:M:707:CYS:C	3:M:712:PRO:CG	2.47	0.82
2:C:93:VAL:CG2	3:M:729:ALA:CB	2.57	0.82
3:M:418:THR:HB	3:M:421:GLN:HG3	1.59	0.82
3:M:418:THR:HB	3:M:421:GLN:HG3	1.59	0.82
2:C:113:THR:HG21	3:M:26:GLU:HA	1.60	0.82
3:M:418:THR:HB	3:M:421:GLN:HG3	1.59	0.82
3:M:418:THR:HB	3:M:421:GLN:HG3	1.59	0.82
1:B:34:ILE:CD1	3:M:834:LEU:CD2	2.57	0.82
3:M:727:LEU:HD21	3:M:782:LYS:HB3	0.84	0.82
3:M:418:THR:HB	3:M:421:GLN:HG3	1.59	0.82
3:M:418:THR:HB	3:M:421:GLN:HG3	1.59	0.82
3:M:418:THR:HB	3:M:421:GLN:HG3	1.59	0.82
2:C:86:ASP:CB	3:M:728:ASN:OD1	2.27	0.82
3:M:418:THR:HB	3:M:421:GLN:HG3	1.59	0.82
3:M:730:SER:N	3:M:790:THR:HG23	1.91	0.82
2:C:93:VAL:HG21	3:M:726:VAL:N	1.94	0.82
3:M:244:SER:OG	3:M:246:PHE:N	2.11	0.82
3:M:273:SER:HA	3:M:598:LYS:HG2	1.60	0.82
3:M:541:MET:HG3	3:M:602:PRO:HB3	1.61	0.82
2:C:106:GLU:CG	3:M:18:ARG:O	2.28	0.82
3:M:726:VAL:CG2	3:M:786:ILE:HD11	2.09	0.82
2:C:89:GLU:CG	3:M:743:ALA:O	2.27	0.82

Continued on next page...

Continued from previous page...

Atom-1	Atom-2	Interatomic distance (Å)	Clash overlap (Å)
3:M:31:PRO:HD2	3:M:786:ILE:CG1	2.08	0.82
3:M:81:ASN:CB	3:M:772:LEU:O	2.17	0.82
1:B:34:ILE:CD1	3:M:834:LEU:CD2	2.57	0.82
2:C:96:LYS:HZ1	3:M:725:ARG:CB	1.92	0.82
3:M:726:VAL:HG22	3:M:786:ILE:CD1	2.09	0.82
1:B:136:MET:SD	3:M:820:VAL:HG11	2.20	0.82
3:M:418:THR:HB	3:M:421:GLN:HG3	1.59	0.82
3:M:418:THR:HB	3:M:421:GLN:HG3	1.59	0.82
3:M:418:THR:HB	3:M:421:GLN:HG3	1.59	0.82
3:M:418:THR:HB	3:M:421:GLN:HG3	1.59	0.82
3:M:418:THR:HB	3:M:421:GLN:HG3	1.59	0.82
2:C:93:VAL:HB	3:M:726:VAL:CG2	2.09	0.82
2:C:96:LYS:HZ2	3:M:725:ARG:HB2	1.40	0.82
1:B:136:MET:SD	3:M:820:VAL:HG11	2.20	0.82
2:C:110:VAL:CG1	3:M:20:SER:N	2.32	0.82
1:B:34:ILE:CD1	3:M:834:LEU:CD2	2.57	0.82
1:B:136:MET:SD	3:M:820:VAL:HG11	2.20	0.82
2:C:93:VAL:CG1	3:M:726:VAL:HG21	2.09	0.82
3:M:96:HIS:ND1	3:M:770:GLY:CA	2.42	0.82
1:B:136:MET:SD	3:M:820:VAL:HG11	2.20	0.82
3:M:510:TRP:CE3	3:M:711:PHE:HE2	1.87	0.82
1:B:136:MET:SD	3:M:820:VAL:HG11	2.20	0.82
2:C:101:THR:O	3:M:721:LYS:CG	2.27	0.82
2:C:139:TYR:CD1	3:M:721:LYS:CE	2.63	0.82
1:B:34:ILE:CD1	3:M:834:LEU:HD21	2.10	0.82
3:M:271:GLU:OE2	3:M:476:GLU:HG2	1.80	0.82
2:C:16:LEU:CD2	3:M:810:ARG:HG2	2.09	0.82
2:C:149:VAL:HG23	3:M:797:PHE:HD1	1.39	0.82
3:M:127:ASN:HD22	3:M:128:PRO:HD2	1.45	0.82
3:M:603:LEU:HD22	3:M:647:GLN:C	1.99	0.82
1:B:34:ILE:CD1	3:M:834:LEU:HD21	2.10	0.82
2:C:86:ASP:CB	3:M:728:ASN:CG	2.48	0.82
3:M:127:ASN:HD22	3:M:128:PRO:HD2	1.45	0.82
3:M:603:LEU:HD22	3:M:647:GLN:C	1.99	0.82
3:M:127:ASN:HD22	3:M:128:PRO:HD2	1.45	0.82
3:M:603:LEU:HD22	3:M:647:GLN:C	1.99	0.82
3:M:127:ASN:HD22	3:M:128:PRO:HD2	1.45	0.82
3:M:603:LEU:HD22	3:M:647:GLN:C	1.99	0.82
3:M:127:ASN:HD22	3:M:128:PRO:HD2	1.45	0.82
3:M:603:LEU:HD22	3:M:647:GLN:C	1.99	0.82
3:M:271:GLU:OE2	3:M:476:GLU:HG2	1.80	0.82

Continued on next page...

Continued from previous page...

Atom-1	Atom-2	Interatomic distance (Å)	Clash overlap (Å)
3:M:271:GLU:OE2	3:M:476:GLU:HG2	1.80	0.82
1:B:136:MET:SD	3:M:820:VAL:HG11	2.20	0.82
3:M:271:GLU:OE2	3:M:476:GLU:HG2	1.80	0.82
3:M:271:GLU:OE2	3:M:476:GLU:HG2	1.80	0.82
3:M:271:GLU:OE2	3:M:476:GLU:HG2	1.80	0.82
3:M:271:GLU:OE2	3:M:476:GLU:HG2	1.80	0.82
3:M:447:GLN:O	3:M:450:ASP:CB	2.28	0.82
1:B:136:MET:SD	3:M:820:VAL:HG11	2.20	0.82
3:M:447:GLN:O	3:M:450:ASP:CB	2.28	0.82
1:B:34:ILE:CD1	3:M:834:LEU:HD21	2.10	0.82
3:M:447:GLN:O	3:M:450:ASP:CB	2.28	0.82
1:B:34:ILE:CD1	3:M:834:LEU:CD2	2.57	0.82
3:M:447:GLN:O	3:M:450:ASP:CB	2.28	0.82
3:M:447:GLN:O	3:M:450:ASP:CB	2.28	0.82
3:M:127:ASN:HD22	3:M:128:PRO:HD2	1.45	0.82
1:B:34:ILE:CD1	3:M:834:LEU:HD21	2.10	0.82
3:M:127:ASN:HD22	3:M:128:PRO:HD2	1.45	0.82
3:M:107:LYS:HB2	3:M:686:MET:HE2	1.61	0.82
3:M:480:ILE:HG22	3:M:481:ASN:HD22	1.45	0.82
1:B:136:MET:SD	3:M:820:VAL:HG11	2.20	0.82
3:M:127:ASN:HD22	3:M:128:PRO:HD2	1.45	0.82
1:B:34:ILE:CD1	3:M:834:LEU:HD21	2.10	0.82
3:M:127:ASN:HD22	3:M:128:PRO:HD2	1.45	0.82
1:B:34:ILE:CD1	3:M:834:LEU:HD21	2.10	0.82
3:M:127:ASN:HD22	3:M:128:PRO:HD2	1.45	0.82
1:B:136:MET:SD	3:M:820:VAL:HG11	2.20	0.82
3:M:127:ASN:HD22	3:M:128:PRO:HD2	1.45	0.82
1:B:34:ILE:CD1	3:M:834:LEU:HD21	2.10	0.82
1:B:34:ILE:CD1	3:M:834:LEU:CD2	2.57	0.82
2:C:89:GLU:CG	3:M:743:ALA:O	2.27	0.82
2:C:96:LYS:CA	3:M:722:GLN:HB2	2.09	0.82
3:M:418:THR:HB	3:M:421:GLN:HG3	1.59	0.81
3:M:418:THR:HB	3:M:421:GLN:HG3	1.59	0.81
1:B:34:ILE:CD1	3:M:834:LEU:CD2	2.57	0.81
3:M:418:THR:HB	3:M:421:GLN:HG3	1.59	0.81
2:C:137:ILE:HG23	3:M:12:GLU:OE1	1.80	0.81
3:M:418:THR:HB	3:M:421:GLN:HG3	1.59	0.81
1:B:136:MET:SD	3:M:820:VAL:HG11	2.20	0.81
3:M:418:THR:HB	3:M:421:GLN:HG3	1.59	0.81
3:M:418:THR:HB	3:M:421:GLN:HG3	1.59	0.81
3:M:480:ILE:HG22	3:M:481:ASN:HD22	1.45	0.81

Continued on next page...

Continued from previous page...

Atom-1	Atom-2	Interatomic distance (Å)	Clash overlap (Å)
3:M:480:ILE:HG22	3:M:481:ASN:HD22	1.45	0.81
3:M:279:LEU:HB2	3:M:282:GLU:HG3	1.60	0.81
1:B:136:MET:SD	3:M:820:VAL:HG11	2.20	0.81
3:M:480:ILE:HG22	3:M:481:ASN:HD22	1.45	0.81
3:M:480:ILE:HG22	3:M:481:ASN:HD22	1.45	0.81
2:C:87:PHE:N	3:M:728:ASN:O	2.12	0.81
3:M:279:LEU:HB2	3:M:282:GLU:HG3	1.60	0.81
3:M:480:ILE:HG22	3:M:481:ASN:HD22	1.45	0.81
3:M:724:TYR:CE1	3:M:775:LEU:HB3	2.12	0.81
3:M:279:LEU:HB2	3:M:282:GLU:HG3	1.60	0.81
3:M:480:ILE:HG22	3:M:481:ASN:HD22	1.45	0.81
3:M:480:ILE:HG22	3:M:481:ASN:HD22	1.45	0.81
1:B:136:MET:SD	3:M:820:VAL:HG11	2.20	0.81
3:M:279:LEU:HB2	3:M:282:GLU:HG3	1.60	0.81
1:B:34:ILE:CD1	3:M:834:LEU:HD21	2.10	0.81
3:M:279:LEU:HB2	3:M:282:GLU:HG3	1.60	0.81
1:B:136:MET:SD	3:M:820:VAL:HG11	2.20	0.81
3:M:480:ILE:HG22	3:M:481:ASN:HD22	1.45	0.81
3:M:271:GLU:HG3	3:M:476:GLU:CG	2.10	0.81
3:M:271:GLU:HG3	3:M:476:GLU:CG	2.10	0.81
3:M:271:GLU:HG3	3:M:476:GLU:CG	2.10	0.81
3:M:271:GLU:HG3	3:M:476:GLU:CG	2.10	0.81
3:M:707:CYS:SG	3:M:712:PRO:HA	2.20	0.81
3:M:271:GLU:HG3	3:M:476:GLU:CG	2.10	0.81
3:M:271:GLU:HG3	3:M:476:GLU:CG	2.10	0.81
3:M:271:GLU:OE2	3:M:476:GLU:HG2	1.79	0.81
3:M:603:LEU:HD21	3:M:647:GLN:HG2	1.60	0.81
3:M:271:GLU:OE2	3:M:476:GLU:HG2	1.79	0.81
3:M:603:LEU:HD21	3:M:647:GLN:HG2	1.60	0.81
1:B:34:ILE:CD1	3:M:834:LEU:HD21	2.10	0.81
1:B:34:ILE:CD1	3:M:834:LEU:CD2	2.57	0.81
3:M:271:GLU:OE2	3:M:476:GLU:HG2	1.79	0.81
3:M:603:LEU:HD21	3:M:647:GLN:HG2	1.60	0.81
3:M:779:ARG:O	3:M:782:LYS:N	2.12	0.81
3:M:271:GLU:OE2	3:M:476:GLU:HG2	1.79	0.81
3:M:603:LEU:HD21	3:M:647:GLN:HG2	1.60	0.81
2:C:93:VAL:HG21	3:M:29:ASN:HB2	1.61	0.81
3:M:271:GLU:OE2	3:M:476:GLU:HG2	1.79	0.81
3:M:603:LEU:HD21	3:M:647:GLN:HG2	1.60	0.81
3:M:271:GLU:OE2	3:M:476:GLU:HG2	1.79	0.81
3:M:603:LEU:HD21	3:M:647:GLN:HG2	1.60	0.81

Continued on next page...

Continued from previous page...

Atom-1	Atom-2	Interatomic distance (Å)	Clash overlap (Å)
3:M:271:GLU:OE2	3:M:476:GLU:HG2	1.79	0.81
3:M:603:LEU:HD21	3:M:647:GLN:HG2	1.60	0.81
3:M:803:TYR:CG	3:M:807:VAL:HG21	2.14	0.81
2:C:86:ASP:C	3:M:728:ASN:O	2.19	0.81
1:B:34:ILE:CD1	3:M:834:LEU:HD21	2.10	0.81
3:M:271:GLU:OE2	3:M:476:GLU:HG2	1.79	0.81
3:M:603:LEU:HD21	3:M:647:GLN:HG2	1.60	0.81
1:B:34:ILE:CD1	3:M:834:LEU:HD21	2.10	0.81
3:M:726:VAL:HG12	3:M:787:ILE:HG13	1.61	0.81
1:B:84:PHE:HD2	3:M:829:TRP:CH2	1.98	0.81
1:B:34:ILE:CD1	3:M:834:LEU:CD2	2.57	0.81
2:C:97:GLU:C	3:M:146:LYS:HZ3	1.84	0.81
2:C:109:HIS:CA	3:M:19:LYS:HZ1	1.93	0.81
3:M:25:ILE:O	3:M:781:ASP:CA	2.28	0.81
1:B:34:ILE:CD1	3:M:834:LEU:HD21	2.10	0.81
3:M:127:ASN:HD22	3:M:128:PRO:HD2	1.45	0.81
3:M:232:PHE:CZ	3:M:287:ILE:HD13	2.16	0.81
3:M:271:GLU:HG3	3:M:476:GLU:CG	2.10	0.81
3:M:603:LEU:HD22	3:M:647:GLN:C	2.00	0.81
3:M:127:ASN:HD22	3:M:128:PRO:HD2	1.45	0.81
3:M:232:PHE:CZ	3:M:287:ILE:HD13	2.16	0.81
3:M:271:GLU:HG3	3:M:476:GLU:CG	2.10	0.81
3:M:603:LEU:HD22	3:M:647:GLN:C	2.00	0.81
3:M:480:ILE:HG22	3:M:481:ASN:HD22	1.45	0.81
2:C:93:VAL:HG23	3:M:725:ARG:HB3	1.51	0.81
3:M:127:ASN:HD22	3:M:128:PRO:HD2	1.45	0.81
3:M:232:PHE:CZ	3:M:287:ILE:HD13	2.16	0.81
3:M:271:GLU:HG3	3:M:476:GLU:CG	2.10	0.81
3:M:603:LEU:HD22	3:M:647:GLN:C	2.00	0.81
2:C:91:LEU:O	3:M:21:GLU:OE2	1.98	0.81
3:M:25:ILE:CG2	3:M:783:LEU:HA	2.08	0.81
3:M:83:PRO:HB3	3:M:780:ASP:OD2	1.80	0.81
3:M:127:ASN:HD22	3:M:128:PRO:HD2	1.45	0.81
3:M:232:PHE:CZ	3:M:287:ILE:HD13	2.16	0.81
3:M:271:GLU:HG3	3:M:476:GLU:CG	2.10	0.81
3:M:603:LEU:HD22	3:M:647:GLN:C	2.00	0.81
3:M:480:ILE:HG22	3:M:481:ASN:HD22	1.45	0.81
3:M:127:ASN:HD22	3:M:128:PRO:HD2	1.45	0.81
3:M:232:PHE:CZ	3:M:287:ILE:HD13	2.16	0.81
3:M:271:GLU:HG3	3:M:476:GLU:CG	2.10	0.81
3:M:603:LEU:HD22	3:M:647:GLN:C	2.00	0.81

Continued on next page...

Continued from previous page...

Atom-1	Atom-2	Interatomic distance (Å)	Clash overlap (Å)
3:M:480:ILE:HG22	3:M:481:ASN:HD22	1.45	0.81
1:B:84:PHE:HD2	3:M:829:TRP:CH2	1.98	0.81
3:M:127:ASN:HD22	3:M:128:PRO:HD2	1.45	0.81
3:M:232:PHE:CZ	3:M:287:ILE:HD13	2.16	0.81
3:M:271:GLU:HG3	3:M:476:GLU:CG	2.10	0.81
3:M:603:LEU:HD22	3:M:647:GLN:C	2.00	0.81
3:M:127:ASN:HD22	3:M:128:PRO:HD2	1.45	0.81
3:M:232:PHE:CZ	3:M:287:ILE:HD13	2.16	0.81
3:M:271:GLU:HG3	3:M:476:GLU:CG	2.10	0.81
3:M:603:LEU:HD22	3:M:647:GLN:C	2.00	0.81
2:C:87:PHE:N	3:M:728:ASN:O	2.12	0.81
2:C:140:GLU:HB3	3:M:738:MET:CA	2.09	0.81
3:M:480:ILE:HG22	3:M:481:ASN:HD22	1.45	0.81
3:M:726:VAL:HG12	3:M:786:ILE:CB	2.01	0.81
1:B:34:ILE:CD1	3:M:834:LEU:CD2	2.57	0.81
1:B:84:PHE:HD2	3:M:829:TRP:CH2	1.98	0.81
1:B:136:MET:SD	3:M:820:VAL:HG11	2.20	0.81
3:M:480:ILE:HG22	3:M:481:ASN:HD22	1.45	0.81
1:B:34:ILE:CD1	3:M:834:LEU:CD2	2.57	0.81
2:C:92:ARG:HB2	3:M:725:ARG:NH1	1.94	0.81
3:M:127:ASN:HD22	3:M:128:PRO:HD2	1.45	0.81
3:M:232:PHE:CZ	3:M:287:ILE:HD13	2.16	0.81
3:M:271:GLU:HG3	3:M:476:GLU:CG	2.10	0.81
3:M:603:LEU:HD22	3:M:647:GLN:C	2.00	0.81
3:M:480:ILE:HG22	3:M:481:ASN:HD22	1.45	0.81
3:M:480:ILE:HG22	3:M:481:ASN:HD22	1.45	0.81
3:M:779:ARG:CA	3:M:783:LEU:CD1	2.58	0.81
2:C:39:GLN:HB2	2:C:79:LYS:HD3	1.63	0.81
3:M:447:GLN:O	3:M:450:ASP:CB	2.28	0.81
1:B:84:PHE:HD2	3:M:829:TRP:CH2	1.98	0.81
2:C:93:VAL:HG21	3:M:726:VAL:HG23	1.59	0.81
3:M:480:ILE:HG22	3:M:481:ASN:HD22	1.45	0.81
3:M:85:TYR:OH	3:M:774:LEU:CB	2.24	0.81
3:M:92:ALA:HB1	3:M:713:SER:CA	2.08	0.81
3:M:480:ILE:HG22	3:M:481:ASN:HD22	1.45	0.81
3:M:480:ILE:HG22	3:M:481:ASN:HD22	1.45	0.81
3:M:480:ILE:HG22	3:M:481:ASN:HD22	1.45	0.81
3:M:107:LYS:HB2	3:M:686:MET:HE2	1.61	0.81
3:M:107:LYS:HB2	3:M:686:MET:HE2	1.61	0.81
3:M:271:GLU:OE2	3:M:476:GLU:HG2	1.80	0.81
3:M:510:TRP:CA	3:M:714:ARG:CZ	2.58	0.81

Continued on next page...

Continued from previous page...

Atom-1	Atom-2	Interatomic distance (Å)	Clash overlap (Å)
1:B:34:ILE:CD1	3:M:834:LEU:HD21	2.10	0.81
3:M:107:LYS:HB2	3:M:686:MET:HE2	1.61	0.81
1:B:34:ILE:CD1	3:M:834:LEU:CD2	2.57	0.81
3:M:83:PRO:CA	3:M:780:ASP:OD2	2.27	0.81
3:M:107:LYS:HB2	3:M:686:MET:HE2	1.61	0.81
3:M:271:GLU:OE2	3:M:476:GLU:HG2	1.80	0.81
3:M:31:PRO:HB2	3:M:785:GLU:HB2	1.62	0.81
3:M:97:LEU:CD1	3:M:713:SER:CB	2.43	0.81
3:M:107:LYS:HB2	3:M:686:MET:HE2	1.61	0.81
3:M:271:GLU:OE2	3:M:476:GLU:HG2	1.80	0.81
3:M:107:LYS:HB2	3:M:686:MET:HE2	1.61	0.81
3:M:107:LYS:HB2	3:M:686:MET:HE2	1.61	0.81
3:M:271:GLU:OE2	3:M:476:GLU:HG2	1.80	0.81
3:M:271:GLU:OE2	3:M:476:GLU:HG2	1.80	0.81
3:M:107:LYS:HB2	3:M:686:MET:HE2	1.61	0.81
1:B:34:ILE:CD1	3:M:834:LEU:CD2	2.57	0.81
3:M:23:GLU:CB	3:M:787:ILE:HD12	2.02	0.81
1:B:84:PHE:HD2	3:M:829:TRP:CH2	1.98	0.81
1:B:84:PHE:HD2	3:M:829:TRP:CH2	1.98	0.81
1:B:136:MET:SD	3:M:820:VAL:HG11	2.20	0.81
1:B:34:ILE:CD1	3:M:834:LEU:HD21	2.10	0.81
2:C:96:LYS:HG2	3:M:717:TYR:O	1.80	0.81
2:C:141:ALA:HB3	3:M:737:PHE:H	1.46	0.81
2:C:96:LYS:CD	3:M:725:ARG:CZ	2.38	0.81
1:B:84:PHE:HD2	3:M:829:TRP:CH2	1.98	0.81
2:C:96:LYS:CA	3:M:24:ARG:CB	2.45	0.81
3:M:97:LEU:CD2	3:M:712:PRO:HB2	2.08	0.81
1:B:84:PHE:HD2	3:M:829:TRP:CH2	1.98	0.81
1:B:136:MET:SD	3:M:820:VAL:HG11	2.20	0.81
2:C:17:PHE:CZ	3:M:806:MET:SD	2.74	0.81
1:B:87:LYS:CD	3:M:829:TRP:CH2	2.50	0.81
3:M:503:TYR:HD1	3:M:714:ARG:HH12	1.07	0.81
3:M:232:PHE:CZ	3:M:287:ILE:HD13	2.16	0.81
3:M:778:MET:HG3	3:M:782:LYS:CE	2.11	0.81
3:M:232:PHE:CZ	3:M:287:ILE:HD13	2.16	0.81
3:M:127:ASN:HD22	3:M:128:PRO:HD2	1.45	0.81
3:M:271:GLU:HG3	3:M:476:GLU:CG	2.10	0.81
3:M:232:PHE:CZ	3:M:287:ILE:HD13	2.16	0.81
2:C:137:ILE:N	3:M:12:GLU:N	2.29	0.81
3:M:232:PHE:CZ	3:M:287:ILE:HD13	2.16	0.81
3:M:232:PHE:CZ	3:M:287:ILE:HD13	2.16	0.81

Continued on next page...

Continued from previous page...

Atom-1	Atom-2	Interatomic distance (Å)	Clash overlap (Å)
3:M:232:PHE:CZ	3:M:287:ILE:HD13	2.16	0.81
1:B:136:MET:SD	3:M:820:VAL:HG11	2.20	0.81
3:M:279:LEU:HB2	3:M:282:GLU:HG3	1.60	0.81
3:M:279:LEU:HB2	3:M:282:GLU:HG3	1.60	0.81
3:M:279:LEU:HB2	3:M:282:GLU:HG3	1.60	0.81
3:M:279:LEU:HB2	3:M:282:GLU:HG3	1.60	0.81
1:B:136:MET:SD	3:M:820:VAL:HG11	2.20	0.81
3:M:279:LEU:HB2	3:M:282:GLU:HG3	1.60	0.81
1:B:34:ILE:CD1	3:M:834:LEU:HD21	2.10	0.81
3:M:279:LEU:HB2	3:M:282:GLU:HG3	1.60	0.81
3:M:279:LEU:HB2	3:M:282:GLU:HG3	1.60	0.81
2:C:86:ASP:CB	3:M:728:ASN:CG	2.48	0.81
2:C:96:LYS:HB2	3:M:722:GLN:CB	2.10	0.81
3:M:279:LEU:HB2	3:M:282:GLU:HG3	1.60	0.81
1:B:136:MET:SD	3:M:820:VAL:HG11	2.20	0.81
3:M:510:TRP:CZ3	3:M:711:PHE:CE2	2.68	0.81
2:C:102:VAL:HG12	3:M:14:ALA:HB3	1.61	0.81
1:B:84:PHE:HD2	3:M:829:TRP:CH2	1.98	0.81
1:B:84:PHE:HD2	3:M:829:TRP:CH2	1.98	0.81
3:M:271:GLU:HG3	3:M:476:GLU:CG	2.10	0.81
3:M:603:LEU:HD21	3:M:647:GLN:HG2	1.60	0.81
3:M:271:GLU:HG3	3:M:476:GLU:CG	2.10	0.81
3:M:603:LEU:HD21	3:M:647:GLN:HG2	1.60	0.81
1:B:34:ILE:CD1	3:M:834:LEU:HD21	2.10	0.81
3:M:271:GLU:HG3	3:M:476:GLU:CG	2.10	0.81
3:M:603:LEU:HD21	3:M:647:GLN:HG2	1.60	0.81
2:C:39:GLN:HB2	2:C:79:LYS:HD3	1.63	0.81
3:M:271:GLU:HG3	3:M:476:GLU:CG	2.10	0.81
3:M:603:LEU:HD21	3:M:647:GLN:HG2	1.60	0.81
3:M:271:GLU:HG3	3:M:476:GLU:CG	2.10	0.81
3:M:603:LEU:HD21	3:M:647:GLN:HG2	1.60	0.81
2:C:39:GLN:HB2	2:C:79:LYS:HD3	1.63	0.81
3:M:447:GLN:O	3:M:450:ASP:CB	2.28	0.81
3:M:447:GLN:O	3:M:450:ASP:CB	2.28	0.81
3:M:804:ARG:O	3:M:808:GLU:CD	2.18	0.81
3:M:503:TYR:HB3	3:M:714:ARG:HH12	1.45	0.81
3:M:447:GLN:O	3:M:450:ASP:CB	2.28	0.81
3:M:447:GLN:O	3:M:450:ASP:CB	2.28	0.81
3:M:447:GLN:O	3:M:450:ASP:CB	2.28	0.81
3:M:447:GLN:O	3:M:450:ASP:CB	2.28	0.81
1:B:136:MET:SD	3:M:820:VAL:HG11	2.20	0.81

Continued on next page...

Continued from previous page...

Atom-1	Atom-2	Interatomic distance (Å)	Clash overlap (Å)
3:M:447:GLN:O	3:M:450:ASP:CB	2.28	0.81
3:M:447:GLN:O	3:M:450:ASP:CB	2.28	0.81
3:M:726:VAL:CG1	3:M:787:ILE:HG13	2.11	0.81
3:M:727:LEU:HD23	3:M:782:LYS:CD	2.10	0.81
1:B:34:ILE:CD1	3:M:834:LEU:HD21	2.10	0.81
2:C:95:ASP:O	3:M:7:MET:HA	1.80	0.81
3:M:232:PHE:CZ	3:M:287:ILE:HD13	2.16	0.81
2:C:105:ALA:HB2	3:M:15:PRO:CG	2.10	0.81
3:M:85:TYR:CG	3:M:776:GLU:CG	2.63	0.81
3:M:232:PHE:CZ	3:M:287:ILE:HD13	2.16	0.81
2:C:139:TYR:CE1	3:M:26:GLU:OE2	2.33	0.81
3:M:30:LYS:CE	3:M:783:LEU:HD23	1.35	0.81
3:M:232:PHE:CZ	3:M:287:ILE:HD13	2.16	0.81
3:M:232:PHE:CZ	3:M:287:ILE:HD13	2.16	0.81
3:M:232:PHE:CZ	3:M:287:ILE:HD13	2.16	0.81
2:C:97:GLU:HA	3:M:718:ALA:CB	2.09	0.80
3:M:778:MET:HB3	3:M:782:LYS:CG	2.11	0.80
1:B:84:PHE:HD2	3:M:829:TRP:CH2	1.98	0.80
1:B:84:PHE:HD2	3:M:829:TRP:CH2	1.98	0.80
2:C:39:GLN:HB2	2:C:79:LYS:HD3	1.63	0.80
2:C:39:GLN:HB2	2:C:79:LYS:HD3	1.63	0.80
3:M:510:TRP:CG	3:M:714:ARG:NH2	2.49	0.80
3:M:31:PRO:HG2	3:M:785:GLU:HB2	1.25	0.80
2:C:39:GLN:HB2	2:C:79:LYS:HD3	1.63	0.80
3:M:447:GLN:O	3:M:450:ASP:CB	2.28	0.80
3:M:726:VAL:O	3:M:787:ILE:HG13	1.81	0.80
3:M:447:GLN:O	3:M:450:ASP:CB	2.28	0.80
2:C:39:GLN:HB2	2:C:79:LYS:HD3	1.63	0.80
3:M:447:GLN:O	3:M:450:ASP:CB	2.28	0.80
3:M:447:GLN:O	3:M:450:ASP:CB	2.28	0.80
3:M:447:GLN:O	3:M:450:ASP:CB	2.28	0.80
3:M:447:GLN:O	3:M:450:ASP:CB	2.28	0.80
3:M:447:GLN:O	3:M:450:ASP:CB	2.28	0.80
3:M:26:GLU:HG2	3:M:787:ILE:CG2	2.02	0.80
3:M:499:GLU:CD	3:M:714:ARG:NH2	2.11	0.80
3:M:273:SER:HA	3:M:598:LYS:HG2	1.60	0.80
3:M:273:SER:HA	3:M:598:LYS:HG2	1.60	0.80
2:C:96:LYS:HD3	3:M:725:ARG:CZ	2.10	0.80
3:M:273:SER:HA	3:M:598:LYS:HG2	1.60	0.80
3:M:273:SER:HA	3:M:598:LYS:HG2	1.60	0.80
3:M:508:ILE:HD11	3:M:759:ARG:CB	2.11	0.80
3:M:273:SER:HA	3:M:598:LYS:HG2	1.60	0.80

Continued on next page...

Continued from previous page...

Atom-1	Atom-2	Interatomic distance (Å)	Clash overlap (Å)
3:M:805:ARG:O	3:M:809:ARG:N	2.15	0.80
3:M:273:SER:HA	3:M:598:LYS:HG2	1.60	0.80
2:C:25:ILE:HB	2:C:68:PHE:CZ	2.17	0.80
3:M:374:GLN:HG3	3:M:375:ALA:N	1.96	0.80
2:C:39:GLN:HB2	2:C:79:LYS:HD3	1.63	0.80
1:B:84:PHE:HD2	3:M:829:TRP:CH2	1.98	0.80
3:M:374:GLN:HG3	3:M:375:ALA:N	1.96	0.80
3:M:94:MET:HB3	3:M:772:LEU:CB	2.08	0.80
3:M:374:GLN:HG3	3:M:375:ALA:N	1.96	0.80
1:B:84:PHE:HD2	3:M:829:TRP:CH2	1.98	0.80
2:C:25:ILE:HB	2:C:68:PHE:CZ	2.17	0.80
3:M:374:GLN:HG3	3:M:375:ALA:N	1.96	0.80
3:M:374:GLN:HG3	3:M:375:ALA:N	1.96	0.80
2:C:25:ILE:HB	2:C:68:PHE:CZ	2.17	0.80
2:C:90:GLY:HA2	3:M:726:VAL:CA	2.11	0.80
2:C:106:GLU:HA	3:M:15:PRO:O	1.65	0.80
3:M:82:PRO:HB3	3:M:777:GLU:OE1	1.82	0.80
3:M:35:LYS:NZ	3:M:780:ASP:OD2	2.12	0.80
3:M:726:VAL:HG13	3:M:786:ILE:CG1	2.12	0.80
1:B:34:ILE:CD1	3:M:834:LEU:HD21	2.10	0.80
1:B:84:PHE:HD2	3:M:829:TRP:CH2	1.98	0.80
3:M:374:GLN:HG3	3:M:375:ALA:N	1.96	0.80
2:C:39:GLN:HB2	2:C:79:LYS:HD3	1.63	0.80
3:M:374:GLN:HG3	3:M:375:ALA:N	1.96	0.80
3:M:374:GLN:HG3	3:M:375:ALA:N	1.96	0.80
3:M:374:GLN:HG3	3:M:375:ALA:N	1.96	0.80
2:C:39:GLN:HB2	2:C:79:LYS:HD3	1.63	0.80
2:C:101:THR:O	3:M:23:GLU:OE1	1.98	0.80
3:M:374:GLN:HG3	3:M:375:ALA:N	1.96	0.80
2:C:25:ILE:HB	2:C:68:PHE:CZ	2.16	0.80
2:C:93:VAL:CG1	3:M:726:VAL:HG21	2.08	0.80
3:M:508:ILE:HD11	3:M:714:ARG:CD	2.10	0.80
3:M:374:GLN:HG3	3:M:375:ALA:N	1.96	0.80
3:M:374:GLN:HG3	3:M:375:ALA:N	1.96	0.80
3:M:374:GLN:HG3	3:M:375:ALA:N	1.96	0.80
3:M:107:LYS:HB2	3:M:686:MET:HE2	1.63	0.80
3:M:266:GLU:CA	3:M:442:VAL:CG1	2.39	0.80
2:C:25:ILE:HB	2:C:68:PHE:CZ	2.17	0.80
3:M:107:LYS:HB2	3:M:686:MET:HE2	1.63	0.80
3:M:266:GLU:CA	3:M:442:VAL:CG1	2.39	0.80
3:M:107:LYS:HB2	3:M:686:MET:HE2	1.63	0.80

Continued on next page...

Continued from previous page...

Atom-1	Atom-2	Interatomic distance (Å)	Clash overlap (Å)
3:M:266:GLU:CA	3:M:442:VAL:CG1	2.39	0.80
2:C:93:VAL:CB	3:M:24:ARG:HH22	1.94	0.80
3:M:25:ILE:CA	3:M:780:ASP:O	2.30	0.80
3:M:107:LYS:HB2	3:M:686:MET:HE2	1.63	0.80
3:M:266:GLU:CA	3:M:442:VAL:CG1	2.39	0.80
3:M:107:LYS:HB2	3:M:686:MET:HE2	1.63	0.80
3:M:266:GLU:CA	3:M:442:VAL:CG1	2.39	0.80
1:B:125:CYS:HA	2:C:15:LEU:HB3	1.62	0.80
3:M:107:LYS:HB2	3:M:686:MET:HE2	1.63	0.80
3:M:266:GLU:CA	3:M:442:VAL:CG1	2.39	0.80
2:C:92:ARG:HB3	3:M:22:LYS:CB	2.11	0.80
3:M:232:PHE:CZ	3:M:287:ILE:HD13	2.16	0.80
2:C:131:GLU:HB3	3:M:12:GLU:CD	1.91	0.80
2:C:25:ILE:HB	2:C:68:PHE:CZ	2.17	0.80
1:B:34:ILE:CD1	3:M:834:LEU:HD21	2.10	0.80
3:M:22:LYS:O	3:M:787:ILE:HD11	1.80	0.80
2:C:86:ASP:C	3:M:728:ASN:O	2.19	0.80
3:M:508:ILE:CD1	3:M:766:PHE:CE2	2.14	0.80
2:C:25:ILE:HB	2:C:68:PHE:CZ	2.17	0.80
1:B:84:PHE:HD2	3:M:829:TRP:CH2	1.98	0.80
2:C:92:ARG:H	3:M:747:LEU:HD12	1.39	0.80
2:C:92:ARG:HD3	3:M:721:LYS:HE2	1.64	0.80
2:C:96:LYS:NZ	3:M:721:LYS:O	2.14	0.80
2:C:101:THR:N	3:M:6:GLU:O	2.13	0.80
2:C:39:GLN:HB2	2:C:79:LYS:HD3	1.63	0.80
2:C:25:ILE:HB	2:C:68:PHE:CZ	2.17	0.80
2:C:89:GLU:CA	3:M:725:ARG:HH12	1.66	0.80
2:C:105:ALA:CB	3:M:15:PRO:HB3	2.12	0.80
3:M:729:ALA:HB1	3:M:790:THR:OG1	1.80	0.80
2:C:39:GLN:HB2	2:C:79:LYS:HD3	1.63	0.80
2:C:16:LEU:HD21	3:M:810:ARG:NH2	1.95	0.80
2:C:39:GLN:HB2	2:C:79:LYS:HD3	1.63	0.80
2:C:89:GLU:CD	3:M:731:ALA:N	2.33	0.80
2:C:136:CYS:C	3:M:11:GLY:HA3	2.00	0.80
2:C:25:ILE:HB	2:C:68:PHE:CZ	2.17	0.80
3:M:779:ARG:NE	3:M:783:LEU:CD2	2.45	0.80
3:M:779:ARG:HE	3:M:783:LEU:HD21	1.43	0.80
1:B:84:PHE:HD2	3:M:829:TRP:CH2	1.98	0.80
3:M:508:ILE:CD1	3:M:766:PHE:CG	2.64	0.80
2:C:39:GLN:HB2	2:C:79:LYS:HD3	1.63	0.80
1:B:84:PHE:HD2	3:M:829:TRP:CH2	1.98	0.80

Continued on next page...

Continued from previous page...

Atom-1	Atom-2	Interatomic distance (Å)	Clash overlap (Å)
2:C:39:GLN:HB2	2:C:79:LYS:HD3	1.63	0.80
2:C:93:VAL:N	3:M:4:ASP:N	2.30	0.80
3:M:805:ARG:C	3:M:809:ARG:H	1.85	0.80
2:C:25:ILE:HB	2:C:68:PHE:CZ	2.17	0.80
2:C:93:VAL:HG22	3:M:726:VAL:N	1.97	0.80
2:C:149:VAL:HG23	3:M:797:PHE:HD1	1.39	0.80
3:M:291:ILE:HA	3:M:331:LEU:HD11	1.64	0.80
2:C:25:ILE:HB	2:C:68:PHE:CZ	2.17	0.80
3:M:291:ILE:HA	3:M:331:LEU:HD11	1.64	0.80
3:M:803:TYR:CG	3:M:807:VAL:HG21	2.17	0.80
1:B:34:ILE:HD11	3:M:834:LEU:CD2	2.12	0.80
3:M:291:ILE:HA	3:M:331:LEU:HD11	1.64	0.80
3:M:291:ILE:HA	3:M:331:LEU:HD11	1.64	0.80
3:M:291:ILE:HA	3:M:331:LEU:HD11	1.64	0.80
2:C:25:ILE:HB	2:C:68:PHE:CZ	2.17	0.80
3:M:28:GLN:C	3:M:777:GLU:O	2.20	0.80
2:C:25:ILE:HB	2:C:68:PHE:CZ	2.17	0.80
2:C:89:GLU:HG2	3:M:736:GLN:NE2	1.96	0.80
2:C:100:GLY:HA2	3:M:22:LYS:HG2	0.81	0.80
3:M:94:MET:N	3:M:772:LEU:HD21	1.30	0.80
1:B:84:PHE:HD2	3:M:829:TRP:CH2	1.98	0.80
2:C:25:ILE:HB	2:C:68:PHE:CZ	2.17	0.80
1:B:34:ILE:HD11	3:M:834:LEU:CD2	2.12	0.80
3:M:648:THR:HG22	3:M:651:ALA:HB2	1.62	0.79
2:C:103:MET:HE1	3:M:11:GLY:CA	2.12	0.79
3:M:25:ILE:HG21	3:M:786:ILE:HB	1.64	0.79
1:B:56:ARG:HH21	3:M:837:LYS:NZ	1.81	0.79
2:C:25:ILE:HB	2:C:68:PHE:CZ	2.17	0.79
2:C:107:LEU:HD21	3:M:725:ARG:CD	1.94	0.79
1:B:126:ASP:HA	2:C:21:GLY:CA	2.11	0.79
3:M:726:VAL:CG1	3:M:786:ILE:HB	2.12	0.79
3:M:508:ILE:CD1	3:M:714:ARG:CZ	2.60	0.79
1:B:34:ILE:CD1	3:M:834:LEU:HD21	2.10	0.79
2:C:39:GLN:HB2	2:C:79:LYS:HD3	1.63	0.79
1:B:87:LYS:CD	3:M:829:TRP:CH2	2.50	0.79
1:B:34:ILE:HD11	3:M:834:LEU:CD2	2.12	0.79
1:B:34:ILE:HD11	3:M:834:LEU:CD2	2.12	0.79
2:C:25:ILE:HB	2:C:68:PHE:CZ	2.17	0.79
1:B:34:ILE:HD11	3:M:834:LEU:CD2	2.12	0.79
1:B:84:PHE:HD2	3:M:829:TRP:CH2	1.98	0.79
1:B:56:ARG:HH21	3:M:837:LYS:NZ	1.80	0.79

Continued on next page...

Continued from previous page...

Atom-1	Atom-2	Interatomic distance (Å)	Clash overlap (Å)
2:C:85:GLU:O	3:M:730:SER:HA	1.44	0.79
2:C:149:VAL:HG23	3:M:797:PHE:HD1	1.39	0.79
3:M:447:GLN:O	3:M:450:ASP:CA	2.30	0.79
3:M:447:GLN:O	3:M:450:ASP:CA	2.30	0.79
3:M:447:GLN:O	3:M:450:ASP:CA	2.31	0.79
3:M:447:GLN:O	3:M:450:ASP:CA	2.30	0.79
2:C:39:GLN:HB2	2:C:79:LYS:HD3	1.63	0.79
3:M:447:GLN:O	3:M:450:ASP:CA	2.30	0.79
3:M:447:GLN:O	3:M:450:ASP:CA	2.31	0.79
3:M:447:GLN:O	3:M:450:ASP:CA	2.30	0.79
3:M:447:GLN:O	3:M:450:ASP:CA	2.31	0.79
1:B:34:ILE:HD11	3:M:834:LEU:CD2	2.12	0.79
3:M:447:GLN:O	3:M:450:ASP:CA	2.30	0.79
3:M:447:GLN:O	3:M:450:ASP:CA	2.30	0.79
3:M:447:GLN:O	3:M:450:ASP:CA	2.31	0.79
3:M:447:GLN:O	3:M:450:ASP:CA	2.31	0.79
2:C:96:LYS:HB3	3:M:721:LYS:HB3	1.62	0.79
3:M:447:GLN:O	3:M:450:ASP:CA	2.30	0.79
2:C:90:GLY:CA	3:M:729:ALA:CB	2.39	0.79
3:M:779:ARG:CA	3:M:783:LEU:HD13	2.11	0.79
2:C:25:ILE:HB	2:C:68:PHE:CZ	2.16	0.79
2:C:25:ILE:HB	2:C:68:PHE:CZ	2.17	0.79
3:M:20:SER:HG	3:M:787:ILE:HG12	1.44	0.79
3:M:776:GLU:O	3:M:780:ASP:N	2.15	0.79
1:B:34:ILE:HD11	3:M:834:LEU:CD2	2.12	0.79
3:M:270:LEU:HG	3:M:285:TYR:HE1	1.46	0.79
3:M:270:LEU:HG	3:M:285:TYR:HE1	1.46	0.79
2:C:39:GLN:HB2	2:C:79:LYS:HD3	1.63	0.79
2:C:97:GLU:HA	3:M:24:ARG:CZ	2.11	0.79
3:M:30:LYS:HE2	3:M:783:LEU:HD21	1.17	0.79
3:M:270:LEU:HG	3:M:285:TYR:HE1	1.46	0.79
3:M:270:LEU:HG	3:M:285:TYR:HE1	1.46	0.79
1:B:34:ILE:HD11	3:M:834:LEU:CD2	2.12	0.79
3:M:270:LEU:HG	3:M:285:TYR:HE1	1.46	0.79
2:C:96:LYS:HB2	3:M:722:GLN:H	1.45	0.79
1:B:34:ILE:HD11	3:M:834:LEU:CD2	2.13	0.79
2:C:95:ASP:C	3:M:718:ALA:O	2.21	0.79
3:M:779:ARG:C	3:M:780:ASP:O	2.21	0.79
1:B:34:ILE:HD11	3:M:834:LEU:CD2	2.12	0.79
2:C:96:LYS:HG3	3:M:725:ARG:HH11	0.98	0.79
3:M:291:ILE:HA	3:M:331:LEU:HD11	1.64	0.79

Continued on next page...

Continued from previous page...

Atom-1	Atom-2	Interatomic distance (Å)	Clash overlap (Å)
3:M:291:ILE:HA	3:M:331:LEU:HD11	1.64	0.79
1:B:56:ARG:HH21	3:M:837:LYS:NZ	1.81	0.79
2:C:39:GLN:HB2	2:C:79:LYS:HD3	1.63	0.79
3:M:291:ILE:HA	3:M:331:LEU:HD11	1.64	0.79
3:M:291:ILE:HA	3:M:331:LEU:HD11	1.64	0.79
2:C:25:ILE:HB	2:C:68:PHE:CZ	2.17	0.79
3:M:291:ILE:HA	3:M:331:LEU:HD11	1.64	0.79
3:M:707:CYS:C	3:M:712:PRO:CD	2.42	0.79
3:M:708:ARG:HD2	3:M:769:ALA:HB2	1.64	0.79
3:M:291:ILE:HA	3:M:331:LEU:HD11	1.64	0.79
2:C:149:VAL:HG21	3:M:797:PHE:CD1	2.17	0.79
3:M:291:ILE:HA	3:M:331:LEU:HD11	1.64	0.79
1:B:56:ARG:HH21	3:M:837:LYS:NZ	1.81	0.79
3:M:291:ILE:HA	3:M:331:LEU:HD11	1.64	0.79
3:M:648:THR:HG22	3:M:651:ALA:HB2	1.62	0.79
2:C:97:GLU:CA	3:M:718:ALA:HB1	2.13	0.79
3:M:648:THR:HG22	3:M:651:ALA:HB2	1.62	0.79
3:M:374:GLN:HG3	3:M:375:ALA:N	1.96	0.79
3:M:648:THR:HG22	3:M:651:ALA:HB2	1.62	0.79
1:B:56:ARG:HH21	3:M:837:LYS:NZ	1.81	0.79
3:M:648:THR:HG22	3:M:651:ALA:HB2	1.62	0.79
3:M:648:THR:HG22	3:M:651:ALA:HB2	1.62	0.79
3:M:648:THR:HG22	3:M:651:ALA:HB2	1.62	0.79
3:M:648:THR:HG22	3:M:651:ALA:HB2	1.62	0.79
2:C:92:ARG:CD	3:M:725:ARG:NH2	2.43	0.79
3:M:648:THR:HG22	3:M:651:ALA:HB2	1.62	0.79
3:M:648:THR:HG22	3:M:651:ALA:HB2	1.62	0.79
3:M:648:THR:HG22	3:M:651:ALA:HB2	1.62	0.79
1:B:56:ARG:HH21	3:M:837:LYS:NZ	1.81	0.79
3:M:648:THR:HG22	3:M:651:ALA:HB2	1.62	0.79
2:C:96:LYS:HG2	3:M:717:TYR:O	1.81	0.79
2:C:96:LYS:HE2	3:M:717:TYR:O	1.82	0.79
3:M:648:THR:HG22	3:M:651:ALA:HB2	1.62	0.79
3:M:506:GLU:C	3:M:764:LYS:CE	2.46	0.79
3:M:648:THR:HG22	3:M:651:ALA:HB2	1.62	0.79
1:B:34:ILE:HD11	3:M:834:LEU:CD2	2.12	0.79
3:M:648:THR:HG22	3:M:651:ALA:HB2	1.62	0.79
3:M:648:THR:HG22	3:M:651:ALA:HB2	1.62	0.79
3:M:174:SER:CB	3:M:667:THR:HG21	2.13	0.79
1:B:34:ILE:HD11	3:M:834:LEU:CD2	2.12	0.79
3:M:174:SER:CB	3:M:667:THR:HG21	2.13	0.79
3:M:266:GLU:CA	3:M:442:VAL:CG1	2.39	0.79

Continued on next page...

Continued from previous page...

Atom-1	Atom-2	Interatomic distance (Å)	Clash overlap (Å)
3:M:511:GLU:OE1	3:M:764:LYS:HG3	1.78	0.79
3:M:174:SER:CB	3:M:667:THR:HG21	2.13	0.79
3:M:174:SER:CB	3:M:667:THR:HG21	2.13	0.79
1:B:56:ARG:HH21	3:M:837:LYS:NZ	1.81	0.79
3:M:174:SER:CB	3:M:667:THR:HG21	2.13	0.79
3:M:174:SER:CB	3:M:667:THR:HG21	2.13	0.79
1:B:56:ARG:HH21	3:M:837:LYS:NZ	1.81	0.79
2:C:149:VAL:HG21	3:M:797:PHE:CD1	2.17	0.79
1:B:34:ILE:HD11	3:M:834:LEU:CD2	2.12	0.79
3:M:776:GLU:O	3:M:780:ASP:N	2.16	0.79
2:C:101:THR:O	3:M:23:GLU:CD	2.20	0.79
3:M:30:LYS:HZ1	3:M:783:LEU:CD2	1.91	0.79
2:C:98:GLY:H	3:M:718:ALA:HB3	1.48	0.79
3:M:291:ILE:HA	3:M:331:LEU:HD11	1.64	0.79
3:M:291:ILE:HA	3:M:331:LEU:HD11	1.64	0.79
2:C:25:ILE:HB	2:C:68:PHE:CZ	2.17	0.79
2:C:149:VAL:HG21	3:M:797:PHE:CD1	2.17	0.79
3:M:291:ILE:HA	3:M:331:LEU:HD11	1.64	0.79
2:C:149:VAL:HG21	3:M:797:PHE:CD1	2.17	0.79
3:M:291:ILE:HA	3:M:331:LEU:HD11	1.64	0.79
3:M:291:ILE:HA	3:M:331:LEU:HD11	1.64	0.79
3:M:291:ILE:HA	3:M:331:LEU:HD11	1.64	0.79
2:C:103:MET:HE3	3:M:11:GLY:HA2	1.64	0.79
2:C:149:VAL:HG21	3:M:797:PHE:CD1	2.17	0.79
3:M:726:VAL:HB	3:M:783:LEU:HD23	1.64	0.79
3:M:174:SER:CB	3:M:667:THR:HG21	2.13	0.79
3:M:82:PRO:C	3:M:777:GLU:HB2	2.03	0.79
1:B:34:ILE:HD11	3:M:834:LEU:CD2	2.12	0.79
3:M:83:PRO:CB	3:M:780:ASP:CG	2.50	0.79
3:M:95:THR:OG1	3:M:769:ALA:O	2.01	0.79
3:M:374:GLN:HG3	3:M:375:ALA:N	1.96	0.78
2:C:92:ARG:NH1	3:M:736:GLN:CA	2.21	0.78
3:M:374:GLN:HG3	3:M:375:ALA:N	1.96	0.78
3:M:374:GLN:HG3	3:M:375:ALA:N	1.96	0.78
3:M:510:TRP:CE3	3:M:711:PHE:CE2	2.70	0.78
1:B:124:GLN:CG	2:C:16:LEU:O	2.31	0.78
2:C:96:LYS:HA	3:M:6:GLU:CB	2.05	0.78
3:M:25:ILE:CG1	3:M:783:LEU:HD12	2.14	0.78
3:M:374:GLN:HG3	3:M:375:ALA:N	1.96	0.78
3:M:374:GLN:HG3	3:M:375:ALA:N	1.96	0.78
3:M:374:GLN:HG3	3:M:375:ALA:N	1.96	0.78

Continued on next page...

Continued from previous page...

Atom-1	Atom-2	Interatomic distance (Å)	Clash overlap (Å)
1:B:56:ARG:HH21	3:M:837:LYS:NZ	1.81	0.78
3:M:25:ILE:HD12	3:M:786:ILE:HG21	1.64	0.78
1:B:34:ILE:HD11	3:M:834:LEU:CD2	2.12	0.78
2:C:143:VAL:HG12	3:M:733:PRO:N	1.97	0.78
2:C:40:ASN:HD21	3:M:793:ARG:HH12	1.31	0.78
1:B:56:ARG:HH21	3:M:837:LYS:NZ	1.81	0.78
2:C:96:LYS:CE	3:M:717:TYR:O	2.30	0.78
3:M:776:GLU:O	3:M:780:ASP:N	2.16	0.78
2:C:92:ARG:HH11	3:M:736:GLN:HG2	1.47	0.78
3:M:51:THR:O	3:M:62:VAL:HG13	1.84	0.78
1:B:56:ARG:HH21	3:M:837:LYS:NZ	1.81	0.78
3:M:51:THR:O	3:M:62:VAL:HG13	1.84	0.78
1:B:56:ARG:HH21	3:M:837:LYS:NZ	1.81	0.78
3:M:51:THR:O	3:M:62:VAL:HG13	1.84	0.78
2:C:99:ASN:O	3:M:6:GLU:O	2.00	0.78
3:M:51:THR:O	3:M:62:VAL:HG13	1.84	0.78
3:M:51:THR:O	3:M:62:VAL:HG13	1.84	0.78
3:M:51:THR:O	3:M:62:VAL:HG13	1.84	0.78
3:M:804:ARG:O	3:M:808:GLU:CB	2.32	0.78
3:M:777:GLU:O	3:M:781:ASP:N	2.15	0.78
1:B:34:ILE:HD11	3:M:834:LEU:CD2	2.12	0.78
3:M:84:LYS:N	3:M:777:GLU:CA	2.40	0.78
2:C:96:LYS:CE	3:M:717:TYR:O	2.30	0.78
2:C:93:VAL:HG12	3:M:724:TYR:N	1.98	0.78
3:M:430:ALA:N	3:M:601:ASP:O	2.16	0.78
3:M:430:ALA:N	3:M:601:ASP:O	2.16	0.78
3:M:292:MET:HE3	3:M:309:PRO:HA	1.63	0.78
3:M:430:ALA:N	3:M:601:ASP:O	2.16	0.78
2:C:137:ILE:N	3:M:11:GLY:C	2.30	0.78
3:M:430:ALA:N	3:M:601:ASP:O	2.16	0.78
3:M:430:ALA:N	3:M:601:ASP:O	2.16	0.78
3:M:430:ALA:N	3:M:601:ASP:O	2.16	0.78
1:B:34:ILE:HD11	3:M:834:LEU:CD2	2.12	0.78
3:M:270:LEU:HG	3:M:285:TYR:HE1	1.46	0.78
3:M:270:LEU:HG	3:M:285:TYR:HE1	1.46	0.78
3:M:107:LYS:HB2	3:M:686:MET:HE2	1.66	0.78
3:M:270:LEU:HG	3:M:285:TYR:HE1	1.46	0.78
3:M:270:LEU:HG	3:M:285:TYR:HE1	1.46	0.78
3:M:107:LYS:HB2	3:M:686:MET:HE2	1.66	0.78
1:B:56:ARG:HH21	3:M:837:LYS:NZ	1.81	0.78
3:M:270:LEU:HG	3:M:285:TYR:HE1	1.46	0.78

Continued on next page...

Continued from previous page...

Atom-1	Atom-2	Interatomic distance (Å)	Clash overlap (Å)
3:M:107:LYS:HB2	3:M:686:MET:HE2	1.66	0.78
3:M:270:LEU:HG	3:M:285:TYR:HE1	1.46	0.78
3:M:270:LEU:HG	3:M:285:TYR:HE1	1.46	0.78
3:M:107:LYS:HB2	3:M:686:MET:HE2	1.66	0.78
3:M:107:LYS:HB2	3:M:686:MET:HE2	1.66	0.78
3:M:270:LEU:HG	3:M:285:TYR:HE1	1.46	0.78
3:M:447:GLN:O	3:M:450:ASP:CA	2.31	0.78
3:M:447:GLN:O	3:M:450:ASP:CA	2.31	0.78
1:B:56:ARG:HH21	3:M:837:LYS:NZ	1.81	0.78
3:M:447:GLN:O	3:M:450:ASP:CA	2.31	0.78
2:C:95:ASP:OD2	3:M:14:ALA:HB1	1.83	0.78
2:C:103:MET:HA	3:M:13:ALA:H	1.47	0.78
2:C:131:GLU:CA	3:M:12:GLU:OE1	2.30	0.78
3:M:447:GLN:O	3:M:450:ASP:CA	2.31	0.78
3:M:447:GLN:O	3:M:450:ASP:CA	2.31	0.78
2:C:149:VAL:HG21	3:M:797:PHE:CD1	2.17	0.78
3:M:447:GLN:O	3:M:450:ASP:CA	2.31	0.78
3:M:292:MET:HE3	3:M:309:PRO:HA	1.65	0.78
3:M:292:MET:HE3	3:M:309:PRO:HA	1.65	0.78
3:M:174:SER:CB	3:M:667:THR:HG21	2.13	0.78
2:C:105:ALA:HA	3:M:21:GLU:HG2	1.64	0.78
3:M:292:MET:HE3	3:M:309:PRO:HA	1.65	0.78
3:M:292:MET:HE3	3:M:309:PRO:HA	1.65	0.78
1:B:56:ARG:HH21	3:M:837:LYS:NZ	1.81	0.78
3:M:174:SER:CB	3:M:667:THR:HG21	2.13	0.78
2:C:92:ARG:CG	3:M:22:LYS:HB3	2.06	0.78
3:M:292:MET:HE3	3:M:309:PRO:HA	1.65	0.78
3:M:174:SER:CB	3:M:667:THR:HG21	2.13	0.78
3:M:292:MET:HE3	3:M:309:PRO:HA	1.65	0.78
2:C:16:LEU:HD23	3:M:810:ARG:NH2	1.99	0.78
3:M:292:MET:HE3	3:M:309:PRO:HA	1.65	0.78
3:M:174:SER:CB	3:M:667:THR:HG21	2.13	0.78
3:M:727:LEU:CD2	3:M:782:LYS:CB	2.47	0.78
3:M:174:SER:CB	3:M:667:THR:HG21	2.13	0.78
3:M:506:GLU:C	3:M:764:LYS:NZ	2.34	0.78
3:M:292:MET:HE3	3:M:309:PRO:HA	1.65	0.78
3:M:28:GLN:HB3	3:M:777:GLU:C	2.03	0.78
2:C:149:VAL:HG21	3:M:797:PHE:CD1	2.17	0.78
1:B:34:ILE:HD11	3:M:834:LEU:CD2	2.12	0.78
2:C:149:VAL:HG21	3:M:797:PHE:CD1	2.17	0.78
3:M:803:TYR:CZ	3:M:807:VAL:HG21	2.17	0.78

Continued on next page...

Continued from previous page...

Atom-1	Atom-2	Interatomic distance (Å)	Clash overlap (Å)
2:C:89:GLU:HA	3:M:725:ARG:NH2	1.98	0.78
2:C:92:ARG:NH2	3:M:746:LYS:N	2.20	0.78
2:C:93:VAL:HA	3:M:724:TYR:HB2	1.52	0.78
2:C:149:VAL:HG21	3:M:797:PHE:CD1	2.17	0.78
3:M:447:GLN:O	3:M:450:ASP:CA	2.31	0.78
2:C:149:VAL:HG21	3:M:797:PHE:CD1	2.17	0.78
3:M:648:THR:HG22	3:M:651:ALA:HB2	1.62	0.78
3:M:648:THR:HG22	3:M:651:ALA:HB2	1.62	0.78
3:M:94:MET:HB3	3:M:772:LEU:CD2	2.02	0.78
3:M:508:ILE:HD13	3:M:714:ARG:HD3	1.63	0.78
3:M:648:THR:HG22	3:M:651:ALA:HB2	1.62	0.78
2:C:149:VAL:HG21	3:M:797:PHE:CD1	2.17	0.78
2:C:149:VAL:HG21	3:M:797:PHE:CD1	2.17	0.78
3:M:648:THR:HG22	3:M:651:ALA:HB2	1.62	0.78
3:M:779:ARG:NE	3:M:783:LEU:CD2	2.45	0.78
3:M:648:THR:HG22	3:M:651:ALA:HB2	1.62	0.78
1:B:56:ARG:HH21	3:M:837:LYS:NZ	1.81	0.78
2:C:88:VAL:CG2	3:M:731:ALA:HB1	2.14	0.78
2:C:93:VAL:HG12	3:M:723:ARG:C	2.04	0.78
3:M:291:ILE:HA	3:M:331:LEU:HD11	1.64	0.78
1:B:124:GLN:NE2	2:C:16:LEU:CB	2.38	0.78
2:C:149:VAL:HG21	3:M:797:PHE:CD1	2.17	0.78
2:C:95:ASP:N	3:M:21:GLU:CD	2.37	0.78
2:C:40:ASN:HD21	3:M:793:ARG:HH12	1.31	0.78
2:C:143:VAL:HG12	3:M:733:PRO:N	1.97	0.78
2:C:142:PHE:CD2	3:M:733:PRO:HA	2.17	0.78
3:M:778:MET:C	3:M:782:LYS:CB	2.49	0.78
3:M:51:THR:O	3:M:62:VAL:HG13	1.84	0.78
1:B:34:ILE:HD11	3:M:834:LEU:CD2	2.12	0.78
2:C:92:ARG:HH11	3:M:732:ILE:CD1	1.97	0.78
3:M:481:ASN:HD22	3:M:481:ASN:N	1.81	0.78
3:M:481:ASN:HD22	3:M:481:ASN:N	1.81	0.78
3:M:481:ASN:HD22	3:M:481:ASN:N	1.81	0.78
2:C:96:LYS:HE2	3:M:717:TYR:O	1.82	0.78
3:M:481:ASN:HD22	3:M:481:ASN:N	1.81	0.78
3:M:779:ARG:C	3:M:783:LEU:H	1.87	0.78
1:B:56:ARG:HH21	3:M:837:LYS:NZ	1.81	0.78
2:C:149:VAL:HG21	3:M:797:PHE:CD1	2.17	0.78
3:M:481:ASN:HD22	3:M:481:ASN:N	1.81	0.78
2:C:93:VAL:C	3:M:720:PHE:O	2.21	0.78
2:C:149:VAL:HG21	3:M:797:PHE:CD1	2.17	0.78

Continued on next page...

Continued from previous page...

Atom-1	Atom-2	Interatomic distance (Å)	Clash overlap (Å)
3:M:779:ARG:O	3:M:783:LEU:HB2	1.82	0.78
3:M:430:ALA:N	3:M:601:ASP:O	2.17	0.78
1:B:101:PHE:CD2	3:M:816:ILE:HD13	2.15	0.78
3:M:85:TYR:OH	3:M:774:LEU:HB2	1.84	0.78
1:B:107:ASP:CA	2:C:128:LYS:HE3	2.13	0.78
3:M:805:ARG:C	3:M:806:MET:N	2.38	0.78
3:M:430:ALA:N	3:M:601:ASP:O	2.17	0.78
3:M:430:ALA:N	3:M:601:ASP:O	2.17	0.78
2:C:105:ALA:CA	3:M:21:GLU:CG	2.62	0.78
3:M:430:ALA:N	3:M:601:ASP:O	2.17	0.78
3:M:430:ALA:N	3:M:601:ASP:O	2.17	0.78
2:C:149:VAL:HG21	3:M:797:PHE:CD1	2.17	0.78
3:M:725:ARG:C	3:M:786:ILE:HD13	2.04	0.78
3:M:430:ALA:N	3:M:601:ASP:O	2.17	0.78
3:M:430:ALA:N	3:M:601:ASP:O	2.17	0.78
3:M:430:ALA:N	3:M:601:ASP:O	2.17	0.78
3:M:776:GLU:O	3:M:780:ASP:N	2.16	0.78
3:M:430:ALA:N	3:M:601:ASP:O	2.17	0.78
3:M:510:TRP:N	3:M:714:ARG:CZ	2.47	0.78
3:M:510:TRP:N	3:M:714:ARG:HH11	1.82	0.78
3:M:26:GLU:CG	3:M:787:ILE:HG21	2.03	0.78
2:C:39:GLN:HB2	2:C:79:LYS:HD3	1.63	0.78
1:B:34:ILE:HD11	3:M:834:LEU:CD2	2.12	0.78
3:M:805:ARG:O	3:M:809:ARG:HB2	1.84	0.78
2:C:92:ARG:N	3:M:747:LEU:HD13	1.99	0.77
2:C:86:ASP:OD1	3:M:730:SER:HB3	1.68	0.77
3:M:85:TYR:CE1	3:M:775:LEU:N	2.53	0.77
3:M:805:ARG:C	3:M:806:MET:CA	2.46	0.77
1:B:56:ARG:HH21	3:M:837:LYS:NZ	1.81	0.77
3:M:496:PHE:CD2	3:M:514:ASP:HA	2.19	0.77
3:M:496:PHE:CD2	3:M:514:ASP:HA	2.19	0.77
3:M:430:ALA:N	3:M:601:ASP:O	2.16	0.77
3:M:496:PHE:CD2	3:M:514:ASP:HA	2.19	0.77
3:M:496:PHE:CD2	3:M:514:ASP:HA	2.19	0.77
3:M:430:ALA:N	3:M:601:ASP:O	2.16	0.77
3:M:779:ARG:C	3:M:783:LEU:H	1.87	0.77
3:M:496:PHE:CD2	3:M:514:ASP:HA	2.19	0.77
3:M:430:ALA:N	3:M:601:ASP:O	2.16	0.77
3:M:496:PHE:CD2	3:M:514:ASP:HA	2.19	0.77
3:M:496:PHE:CD2	3:M:514:ASP:HA	2.19	0.77
3:M:430:ALA:N	3:M:601:ASP:O	2.16	0.77

Continued on next page...

Continued from previous page...

Atom-1	Atom-2	Interatomic distance (Å)	Clash overlap (Å)
3:M:430:ALA:N	3:M:601:ASP:O	2.16	0.77
3:M:496:PHE:CD2	3:M:514:ASP:HA	2.19	0.77
3:M:166:MET:HE1	3:M:254:PHE:HB2	1.66	0.77
3:M:166:MET:HE1	3:M:254:PHE:HB2	1.66	0.77
2:C:96:LYS:HZ3	3:M:725:ARG:CD	1.82	0.77
3:M:263:ALA:N	3:M:449:LEU:O	2.17	0.77
3:M:166:MET:HE1	3:M:254:PHE:HB2	1.66	0.77
3:M:150:GLU:N	3:M:718:ALA:HB1	1.99	0.77
3:M:166:MET:HE1	3:M:254:PHE:HB2	1.66	0.77
3:M:166:MET:HE1	3:M:254:PHE:HB2	1.66	0.77
3:M:166:MET:HE1	3:M:254:PHE:HB2	1.66	0.77
3:M:116:TYR:O	3:M:153:PRO:HB2	1.85	0.77
2:C:149:VAL:HG21	3:M:797:PHE:CD1	2.17	0.77
3:M:116:TYR:O	3:M:153:PRO:HB2	1.85	0.77
3:M:116:TYR:O	3:M:153:PRO:HB2	1.85	0.77
3:M:116:TYR:O	3:M:153:PRO:HB2	1.85	0.77
2:C:96:LYS:CG	3:M:25:ILE:H	1.76	0.77
3:M:116:TYR:O	3:M:153:PRO:HB2	1.85	0.77
1:B:56:ARG:HH21	3:M:837:LYS:NZ	1.81	0.77
3:M:116:TYR:O	3:M:153:PRO:HB2	1.85	0.77
3:M:116:TYR:O	3:M:153:PRO:HB2	1.85	0.77
3:M:116:TYR:O	3:M:153:PRO:HB2	1.85	0.77
3:M:730:SER:CA	3:M:790:THR:HG23	2.13	0.77
2:C:110:VAL:CB	3:M:20:SER:H	1.97	0.77
3:M:88:ILE:HD11	3:M:776:GLU:HG2	0.83	0.77
3:M:51:THR:O	3:M:62:VAL:HG13	1.84	0.77
3:M:51:THR:O	3:M:62:VAL:HG13	1.84	0.77
3:M:51:THR:O	3:M:62:VAL:HG13	1.84	0.77
2:C:106:GLU:OE1	3:M:19:LYS:O	2.00	0.77
3:M:51:THR:O	3:M:62:VAL:HG13	1.84	0.77
3:M:25:ILE:HG23	3:M:725:ARG:HH11	1.48	0.77
3:M:51:THR:O	3:M:62:VAL:HG13	1.84	0.77
3:M:85:TYR:HE2	3:M:775:LEU:HD23	1.41	0.77
3:M:51:THR:O	3:M:62:VAL:HG13	1.84	0.77
3:M:51:THR:O	3:M:62:VAL:HG13	1.84	0.77
3:M:726:VAL:CG1	3:M:786:ILE:HD11	2.03	0.77
2:C:96:LYS:NZ	3:M:725:ARG:HG3	1.85	0.77
3:M:51:THR:O	3:M:62:VAL:HG13	1.84	0.77
2:C:144:LYS:HB2	3:M:734:GLU:HB2	1.66	0.77
3:M:116:TYR:O	3:M:153:PRO:HB2	1.85	0.77
3:M:116:TYR:O	3:M:153:PRO:HB2	1.85	0.77

Continued on next page...

Continued from previous page...

Atom-1	Atom-2	Interatomic distance (Å)	Clash overlap (Å)
3:M:116:TYR:O	3:M:153:PRO:HB2	1.85	0.77
2:C:94:PHE:CD1	3:M:20:SER:HA	2.18	0.77
3:M:116:TYR:O	3:M:153:PRO:HB2	1.85	0.77
3:M:116:TYR:O	3:M:153:PRO:HB2	1.85	0.77
3:M:116:TYR:O	3:M:153:PRO:HB2	1.85	0.77
2:C:93:VAL:HG22	3:M:725:ARG:HB2	1.57	0.77
2:C:92:ARG:H	3:M:747:LEU:HB2	1.48	0.77
2:C:137:ILE:HD12	3:M:736:GLN:NE2	1.98	0.77
3:M:263:ALA:N	3:M:449:LEU:O	2.17	0.77
3:M:263:ALA:N	3:M:449:LEU:O	2.17	0.77
3:M:803:TYR:O	3:M:806:MET:CG	2.31	0.77
3:M:263:ALA:N	3:M:449:LEU:O	2.17	0.77
1:B:124:GLN:HG3	2:C:16:LEU:HA	1.08	0.77
3:M:24:ARG:HD3	3:M:779:ARG:NH2	1.99	0.77
3:M:263:ALA:N	3:M:449:LEU:O	2.17	0.77
3:M:263:ALA:N	3:M:449:LEU:O	2.17	0.77
3:M:263:ALA:N	3:M:449:LEU:O	2.17	0.77
3:M:603:LEU:CD2	3:M:647:GLN:C	2.53	0.77
3:M:603:LEU:CD2	3:M:647:GLN:C	2.53	0.77
3:M:603:LEU:CD2	3:M:647:GLN:C	2.53	0.77
2:C:93:VAL:N	3:M:21:GLU:OE2	2.12	0.77
3:M:603:LEU:CD2	3:M:647:GLN:C	2.53	0.77
3:M:603:LEU:CD2	3:M:647:GLN:C	2.53	0.77
3:M:603:LEU:CD2	3:M:647:GLN:C	2.53	0.77
3:M:603:LEU:CD2	3:M:647:GLN:C	2.53	0.77
2:C:87:PHE:O	3:M:732:ILE:CD1	2.32	0.77
3:M:725:ARG:C	3:M:786:ILE:HD13	2.04	0.77
3:M:603:LEU:CD2	3:M:647:GLN:C	2.53	0.77
2:C:40:ASN:HD21	3:M:793:ARG:HH12	1.31	0.77
2:C:96:LYS:CG	3:M:725:ARG:NH1	2.47	0.77
3:M:21:GLU:C	3:M:786:ILE:HG22	2.05	0.77
2:C:40:ASN:HD21	3:M:793:ARG:HH12	1.31	0.77
3:M:603:LEU:CD2	3:M:647:GLN:C	2.53	0.77
1:B:56:ARG:HH21	3:M:837:LYS:NZ	1.81	0.77
3:M:603:LEU:CD2	3:M:647:GLN:C	2.53	0.77
3:M:603:LEU:CD2	3:M:647:GLN:C	2.53	0.77
3:M:603:LEU:CD2	3:M:647:GLN:C	2.53	0.77
3:M:603:LEU:CD2	3:M:647:GLN:C	2.53	0.77
3:M:779:ARG:O	3:M:783:LEU:CD1	2.32	0.77
2:C:96:LYS:CB	3:M:721:LYS:HB3	2.14	0.77
1:B:101:PHE:CD2	3:M:816:ILE:HD13	2.15	0.77

Continued on next page...

Continued from previous page...

Atom-1	Atom-2	Interatomic distance (Å)	Clash overlap (Å)
2:C:93:VAL:HG21	3:M:726:VAL:HG23	1.66	0.77
2:C:149:VAL:HG21	3:M:797:PHE:CD1	2.17	0.77
3:M:263:ALA:N	3:M:449:LEU:O	2.17	0.77
3:M:263:ALA:N	3:M:449:LEU:O	2.17	0.77
3:M:510:TRP:CD2	3:M:711:PHE:CD2	2.59	0.77
3:M:51:THR:O	3:M:62:VAL:HG13	1.84	0.77
3:M:496:PHE:CD2	3:M:514:ASP:HA	2.19	0.77
3:M:263:ALA:N	3:M:449:LEU:O	2.17	0.77
3:M:25:ILE:CG1	3:M:783:LEU:CG	2.63	0.77
3:M:83:PRO:N	3:M:777:GLU:HA	1.99	0.77
3:M:263:ALA:N	3:M:449:LEU:O	2.17	0.77
3:M:51:THR:O	3:M:62:VAL:HG13	1.84	0.77
3:M:496:PHE:CD2	3:M:514:ASP:HA	2.19	0.77
3:M:263:ALA:N	3:M:449:LEU:O	2.17	0.77
3:M:51:THR:O	3:M:62:VAL:HG13	1.84	0.77
3:M:496:PHE:CD2	3:M:514:ASP:HA	2.19	0.77
3:M:263:ALA:N	3:M:449:LEU:O	2.17	0.77
3:M:263:ALA:N	3:M:449:LEU:O	2.17	0.77
3:M:51:THR:O	3:M:62:VAL:HG13	1.84	0.77
3:M:496:PHE:CD2	3:M:514:ASP:HA	2.19	0.77
2:C:93:VAL:CG1	3:M:726:VAL:H	1.98	0.77
3:M:51:THR:O	3:M:62:VAL:HG13	1.84	0.77
3:M:496:PHE:CD2	3:M:514:ASP:HA	2.19	0.77
3:M:263:ALA:N	3:M:449:LEU:O	2.17	0.77
2:C:96:LYS:HZ3	3:M:725:ARG:CZ	1.92	0.77
3:M:496:PHE:CD2	3:M:514:ASP:HA	2.19	0.77
2:C:87:PHE:O	3:M:732:ILE:CD1	2.32	0.77
2:C:149:VAL:HG21	3:M:797:PHE:CD1	2.17	0.77
2:C:110:VAL:HG12	3:M:20:SER:CB	2.05	0.77
3:M:804:ARG:O	3:M:808:GLU:HB2	1.85	0.77
3:M:174:SER:CB	3:M:667:THR:HG21	2.13	0.77
3:M:174:SER:CB	3:M:667:THR:HG21	2.13	0.77
3:M:174:SER:CB	3:M:667:THR:HG21	2.13	0.77
2:C:105:ALA:CB	3:M:15:PRO:CB	2.63	0.77
3:M:174:SER:CB	3:M:667:THR:HG21	2.13	0.77
3:M:85:TYR:HA	3:M:723:ARG:CB	2.15	0.77
3:M:97:LEU:CD2	3:M:713:SER:N	2.20	0.77
3:M:174:SER:CB	3:M:667:THR:HG21	2.13	0.77
3:M:174:SER:CB	3:M:667:THR:HG21	2.13	0.77
3:M:805:ARG:O	3:M:809:ARG:N	2.18	0.77
3:M:174:SER:CB	3:M:667:THR:HG21	2.13	0.77

Continued on next page...

Continued from previous page...

Atom-1	Atom-2	Interatomic distance (Å)	Clash overlap (Å)
3:M:729:ALA:HB1	3:M:790:THR:OG1	1.80	0.77
3:M:174:SER:CB	3:M:667:THR:HG21	2.13	0.77
3:M:38:VAL:HG23	3:M:777:GLU:OE2	1.84	0.77
3:M:509:GLU:H	3:M:714:ARG:CG	1.90	0.76
2:C:114:LEU:HD13	3:M:26:GLU:C	2.05	0.76
3:M:86:ASP:CG	3:M:779:ARG:NH2	2.38	0.76
3:M:508:ILE:HD13	3:M:714:ARG:CD	2.15	0.76
3:M:496:PHE:CD2	3:M:514:ASP:HA	2.19	0.76
3:M:496:PHE:CD2	3:M:514:ASP:HA	2.19	0.76
2:C:40:ASN:HD21	3:M:793:ARG:HH12	1.31	0.76
2:C:96:LYS:NZ	3:M:725:ARG:HD2	1.99	0.76
3:M:496:PHE:CD2	3:M:514:ASP:HA	2.19	0.76
3:M:496:PHE:CD2	3:M:514:ASP:HA	2.19	0.76
3:M:496:PHE:CD2	3:M:514:ASP:HA	2.19	0.76
3:M:496:PHE:CD2	3:M:514:ASP:HA	2.19	0.76
2:C:96:LYS:CB	3:M:722:GLN:H	1.97	0.76
2:C:84:PHE:CA	3:M:732:ILE:N	2.49	0.76
3:M:481:ASN:HD22	3:M:481:ASN:N	1.81	0.76
2:C:90:GLY:HA3	3:M:729:ALA:HB2	1.64	0.76
3:M:481:ASN:HD22	3:M:481:ASN:N	1.81	0.76
3:M:481:ASN:HD22	3:M:481:ASN:N	1.81	0.76
3:M:481:ASN:HD22	3:M:481:ASN:N	1.81	0.76
3:M:481:ASN:HD22	3:M:481:ASN:N	1.81	0.76
3:M:481:ASN:HD22	3:M:481:ASN:N	1.81	0.76
3:M:805:ARG:O	3:M:809:ARG:CG	2.33	0.76
3:M:506:GLU:O	3:M:763:THR:HB	1.85	0.76
2:C:92:ARG:CA	3:M:725:ARG:CD	2.48	0.76
2:C:96:LYS:HZ2	3:M:721:LYS:C	1.85	0.76
3:M:779:ARG:C	3:M:783:LEU:HD13	2.05	0.76
3:M:116:TYR:O	3:M:153:PRO:HB2	1.85	0.76
2:C:93:VAL:CG1	3:M:723:ARG:CA	2.63	0.76
2:C:98:GLY:H	3:M:718:ALA:HB3	1.48	0.76
3:M:82:PRO:HB2	3:M:727:LEU:HD11	0.84	0.76
3:M:804:ARG:O	3:M:808:GLU:OE1	2.02	0.76
2:C:94:PHE:HB2	3:M:725:ARG:HB2	0.77	0.76
2:C:138:ASN:O	3:M:738:MET:HB2	1.85	0.76
2:C:93:VAL:HA	3:M:721:LYS:C	2.06	0.76
3:M:664:LEU:O	3:M:667:THR:HB	1.86	0.76
3:M:664:LEU:O	3:M:667:THR:HB	1.86	0.76
3:M:509:GLU:N	3:M:714:ARG:HG3	2.00	0.76
3:M:664:LEU:O	3:M:667:THR:HB	1.86	0.76

Continued on next page...

Continued from previous page...

Atom-1	Atom-2	Interatomic distance (Å)	Clash overlap (Å)
3:M:664:LEU:O	3:M:667:THR:HB	1.86	0.76
3:M:664:LEU:O	3:M:667:THR:HB	1.86	0.76
3:M:664:LEU:O	3:M:667:THR:HB	1.86	0.76
2:C:92:ARG:HG2	3:M:22:LYS:HB2	0.93	0.76
3:M:664:LEU:O	3:M:667:THR:HB	1.86	0.76
3:M:664:LEU:O	3:M:667:THR:HB	1.86	0.76
3:M:664:LEU:O	3:M:667:THR:HB	1.86	0.76
3:M:664:LEU:O	3:M:667:THR:HB	1.86	0.76
3:M:664:LEU:O	3:M:667:THR:HB	1.86	0.76
3:M:664:LEU:O	3:M:667:THR:HB	1.86	0.76
3:M:664:LEU:O	3:M:667:THR:HB	1.86	0.76
2:C:88:VAL:CA	3:M:731:ALA:HB1	2.15	0.76
3:M:603:LEU:CD2	3:M:647:GLN:C	2.53	0.76
2:C:90:GLY:CA	3:M:726:VAL:HA	2.15	0.76
2:C:149:VAL:HG21	3:M:797:PHE:CD1	2.17	0.76
3:M:603:LEU:CD2	3:M:647:GLN:C	2.53	0.76
3:M:603:LEU:CD2	3:M:647:GLN:C	2.53	0.76
3:M:603:LEU:CD2	3:M:647:GLN:C	2.53	0.76
3:M:603:LEU:CD2	3:M:647:GLN:C	2.53	0.76
3:M:603:LEU:CD2	3:M:647:GLN:C	2.53	0.76
3:M:603:LEU:CD2	3:M:647:GLN:C	2.53	0.76
3:M:85:TYR:CG	3:M:776:GLU:HG3	2.21	0.76
2:C:93:VAL:HG11	3:M:726:VAL:CB	2.15	0.76
3:M:498:LEU:HD21	3:M:764:LYS:HZ1	1.47	0.76
2:C:93:VAL:CG2	3:M:726:VAL:HG23	2.15	0.76
2:C:96:LYS:HG3	3:M:725:ARG:HH12	1.42	0.76
3:M:726:VAL:CG1	3:M:786:ILE:CB	2.64	0.76
2:C:145:HIS:HB2	3:M:733:PRO:HB3	0.78	0.76
2:C:40:ASN:HD21	3:M:793:ARG:HH12	1.31	0.76
3:M:779:ARG:HG2	3:M:783:LEU:CD1	2.15	0.76
3:M:481:ASN:HD22	3:M:481:ASN:N	1.81	0.76
3:M:481:ASN:HD22	3:M:481:ASN:N	1.81	0.76
3:M:481:ASN:HD22	3:M:481:ASN:N	1.81	0.76
3:M:481:ASN:HD22	3:M:481:ASN:N	1.81	0.76
2:C:84:PHE:CA	3:M:732:ILE:N	2.49	0.76
3:M:34:ALA:CB	3:M:778:MET:CE	2.63	0.76
3:M:86:ASP:CG	3:M:779:ARG:HH22	1.89	0.76
3:M:481:ASN:HD22	3:M:481:ASN:N	1.81	0.76
3:M:481:ASN:HD22	3:M:481:ASN:N	1.81	0.76
3:M:481:ASN:HD22	3:M:481:ASN:N	1.81	0.76
2:C:87:PHE:HA	3:M:729:ALA:HA	1.68	0.76

Continued on next page...

Continued from previous page...

Atom-1	Atom-2	Interatomic distance (Å)	Clash overlap (Å)
3:M:481:ASN:HD22	3:M:481:ASN:N	1.81	0.76
3:M:481:ASN:HD22	3:M:481:ASN:N	1.82	0.76
2:C:93:VAL:HG21	3:M:726:VAL:CG2	2.15	0.76
3:M:25:ILE:HG21	3:M:785:GLU:CA	2.16	0.76
2:C:93:VAL:CG2	3:M:29:ASN:HB2	2.15	0.76
2:C:87:PHE:CA	3:M:728:ASN:O	2.34	0.76
3:M:270:LEU:HG	3:M:285:TYR:HE1	1.46	0.76
2:C:90:GLY:HA2	3:M:729:ALA:HB2	1.68	0.76
3:M:270:LEU:HG	3:M:285:TYR:HE1	1.46	0.76
2:C:93:VAL:CG2	3:M:726:VAL:HG23	2.16	0.76
3:M:270:LEU:HG	3:M:285:TYR:HE1	1.46	0.76
2:C:137:ILE:N	3:M:11:GLY:CA	1.74	0.76
3:M:270:LEU:HG	3:M:285:TYR:HE1	1.46	0.76
3:M:270:LEU:HG	3:M:285:TYR:HE1	1.46	0.76
3:M:270:LEU:HG	3:M:285:TYR:HE1	1.46	0.76
3:M:432:ALA:H	3:M:601:ASP:HB3	1.51	0.76
3:M:432:ALA:H	3:M:601:ASP:HB3	1.51	0.76
3:M:432:ALA:H	3:M:601:ASP:HB3	1.51	0.76
3:M:432:ALA:H	3:M:601:ASP:HB3	1.51	0.76
2:C:93:VAL:HG13	3:M:29:ASN:N	2.01	0.76
3:M:95:THR:OG1	3:M:771:LEU:HD22	1.85	0.76
3:M:432:ALA:H	3:M:601:ASP:HB3	1.51	0.76
3:M:432:ALA:H	3:M:601:ASP:HB3	1.51	0.76
3:M:432:ALA:H	3:M:601:ASP:HB3	1.51	0.76
3:M:726:VAL:CG1	3:M:786:ILE:HB	2.12	0.76
2:C:96:LYS:CB	3:M:722:GLN:N	2.47	0.76
3:M:432:ALA:H	3:M:601:ASP:HB3	1.51	0.76
2:C:91:LEU:HA	3:M:725:ARG:CA	2.15	0.75
2:C:95:ASP:CG	3:M:722:GLN:OE1	2.25	0.75
3:M:24:ARG:H	3:M:783:LEU:HB3	1.49	0.75
3:M:92:ALA:CB	3:M:713:SER:HB3	2.15	0.75
3:M:498:LEU:HD21	3:M:764:LYS:NZ	2.00	0.75
3:M:116:TYR:O	3:M:153:PRO:HB2	1.85	0.75
3:M:292:MET:HE3	3:M:309:PRO:HA	1.68	0.75
2:C:93:VAL:HG21	3:M:725:ARG:CA	2.15	0.75
3:M:83:PRO:C	3:M:780:ASP:OD2	2.24	0.75
3:M:83:PRO:O	3:M:780:ASP:OD2	2.04	0.75
3:M:149:GLN:NE2	3:M:716:LEU:CD2	2.49	0.75
3:M:116:TYR:O	3:M:153:PRO:HB2	1.85	0.75
3:M:292:MET:HE3	3:M:309:PRO:HA	1.68	0.75
3:M:116:TYR:O	3:M:153:PRO:HB2	1.85	0.75

Continued on next page...

Continued from previous page...

Atom-1	Atom-2	Interatomic distance (Å)	Clash overlap (Å)
3:M:292:MET:HE3	3:M:309:PRO:HA	1.68	0.75
3:M:803:TYR:O	3:M:807:VAL:CB	2.34	0.75
3:M:116:TYR:O	3:M:153:PRO:HB2	1.85	0.75
3:M:292:MET:HE3	3:M:309:PRO:HA	1.68	0.75
3:M:116:TYR:O	3:M:153:PRO:HB2	1.85	0.75
3:M:292:MET:HE3	3:M:309:PRO:HA	1.68	0.75
3:M:664:LEU:O	3:M:667:THR:HB	1.86	0.75
2:C:88:VAL:O	3:M:5:ALA:HB2	1.86	0.75
3:M:803:TYR:CE1	3:M:807:VAL:HG13	2.21	0.75
3:M:266:GLU:CA	3:M:442:VAL:CG1	2.39	0.75
3:M:266:GLU:CA	3:M:442:VAL:CG1	2.39	0.75
3:M:80:MET:HB3	3:M:777:GLU:CA	2.16	0.75
3:M:82:PRO:CB	3:M:727:LEU:CD1	2.48	0.75
3:M:266:GLU:CA	3:M:442:VAL:CG1	2.39	0.75
3:M:266:GLU:CA	3:M:442:VAL:CG1	2.39	0.75
3:M:266:GLU:CA	3:M:442:VAL:CG1	2.39	0.75
3:M:502:GLU:HG3	3:M:766:PHE:HZ	1.52	0.75
3:M:510:TRP:CE2	3:M:711:PHE:CE2	2.74	0.75
2:C:92:ARG:NH1	3:M:736:GLN:OE1	2.20	0.75
3:M:94:MET:CE	3:M:101:ALA:HB1	2.15	0.75
3:M:263:ALA:N	3:M:449:LEU:O	2.18	0.75
3:M:94:MET:CE	3:M:101:ALA:HB1	2.15	0.75
3:M:263:ALA:N	3:M:449:LEU:O	2.18	0.75
3:M:31:PRO:CB	3:M:785:GLU:CB	2.49	0.75
3:M:94:MET:CE	3:M:101:ALA:HB1	2.15	0.75
3:M:263:ALA:N	3:M:449:LEU:O	2.18	0.75
3:M:94:MET:CE	3:M:101:ALA:HB1	2.15	0.75
3:M:263:ALA:N	3:M:449:LEU:O	2.18	0.75
3:M:94:MET:CE	3:M:101:ALA:HB1	2.15	0.75
3:M:263:ALA:N	3:M:449:LEU:O	2.18	0.75
2:C:141:ALA:HB3	3:M:737:PHE:CB	2.13	0.75
3:M:94:MET:CE	3:M:101:ALA:HB1	2.15	0.75
2:C:91:LEU:N	3:M:725:ARG:HD3	2.01	0.75
3:M:94:MET:CE	3:M:101:ALA:HB1	2.15	0.75
3:M:94:MET:CE	3:M:101:ALA:HB1	2.15	0.75
2:C:93:VAL:CA	3:M:24:ARG:HH22	1.99	0.75
2:C:114:LEU:CB	3:M:23:GLU:CG	2.56	0.75
3:M:94:MET:CE	3:M:101:ALA:HB1	2.15	0.75
3:M:94:MET:CE	3:M:101:ALA:HB1	2.15	0.75
3:M:94:MET:CE	3:M:101:ALA:HB1	2.15	0.75
3:M:266:GLU:CA	3:M:442:VAL:CG1	2.40	0.75

Continued on next page...

Continued from previous page...

Atom-1	Atom-2	Interatomic distance (Å)	Clash overlap (Å)
3:M:266:GLU:CA	3:M:442:VAL:CG1	2.40	0.75
3:M:266:GLU:CA	3:M:442:VAL:CG1	2.40	0.75
3:M:266:GLU:CA	3:M:442:VAL:CG1	2.40	0.75
2:C:17:PHE:HE2	3:M:806:MET:SD	2.04	0.75
3:M:266:GLU:CA	3:M:442:VAL:CG1	2.40	0.75
3:M:266:GLU:CA	3:M:442:VAL:CG1	2.40	0.75
3:M:266:GLU:CA	3:M:442:VAL:CG1	2.40	0.75
3:M:266:GLU:CA	3:M:442:VAL:CG1	2.40	0.75
3:M:428:ALA:O	3:M:601:ASP:CB	2.33	0.75
3:M:432:ALA:H	3:M:601:ASP:HB3	1.51	0.75
3:M:502:GLU:HB2	3:M:766:PHE:CZ	2.21	0.75
3:M:801:VAL:O	3:M:808:GLU:OE1	2.03	0.75
2:C:109:HIS:CD2	3:M:22:LYS:O	2.26	0.75
3:M:505:LYS:O	3:M:762:HIS:CE1	2.38	0.75
3:M:731:ALA:CA	3:M:732:ILE:N	2.49	0.75
1:B:101:PHE:CD2	3:M:816:ILE:HD13	2.15	0.75
2:C:88:VAL:HG12	3:M:747:LEU:N	2.01	0.75
3:M:94:MET:CE	3:M:101:ALA:HB1	2.15	0.75
3:M:310:TYR:CE2	3:M:320:ILE:HD11	2.22	0.75
3:M:94:MET:CE	3:M:101:ALA:HB1	2.15	0.75
3:M:310:TYR:CE2	3:M:320:ILE:HD11	2.22	0.75
2:C:91:LEU:O	3:M:722:GLN:OE1	2.04	0.75
2:C:93:VAL:HA	3:M:721:LYS:O	1.87	0.75
3:M:94:MET:CE	3:M:101:ALA:HB1	2.15	0.75
3:M:310:TYR:CE2	3:M:320:ILE:HD11	2.22	0.75
2:C:40:ASN:HD21	3:M:793:ARG:HH12	1.30	0.75
3:M:94:MET:CE	3:M:101:ALA:HB1	2.15	0.75
3:M:310:TYR:CE2	3:M:320:ILE:HD11	2.22	0.75
2:C:103:MET:HG2	3:M:19:LYS:CD	2.16	0.75
3:M:94:MET:CE	3:M:101:ALA:HB1	2.15	0.75
3:M:310:TYR:CE2	3:M:320:ILE:HD11	2.22	0.75
3:M:94:MET:CE	3:M:101:ALA:HB1	2.15	0.75
3:M:310:TYR:CE2	3:M:320:ILE:HD11	2.22	0.75
3:M:731:ALA:CA	3:M:732:ILE:N	2.49	0.75
3:M:94:MET:CE	3:M:101:ALA:HB1	2.15	0.75
3:M:310:TYR:CE2	3:M:320:ILE:HD11	2.22	0.75
2:C:92:ARG:CD	3:M:736:GLN:HE21	1.98	0.75
2:C:96:LYS:CB	3:M:722:GLN:H	1.99	0.75
3:M:94:MET:CE	3:M:101:ALA:HB1	2.15	0.75
3:M:310:TYR:CE2	3:M:320:ILE:HD11	2.22	0.75
3:M:310:TYR:CE2	3:M:320:ILE:HD11	2.22	0.75

Continued on next page...

Continued from previous page...

Atom-1	Atom-2	Interatomic distance (Å)	Clash overlap (Å)
3:M:350:ALA:O	3:M:354:LEU:HB2	1.87	0.75
3:M:310:TYR:CE2	3:M:320:ILE:HD11	2.22	0.75
3:M:350:ALA:O	3:M:354:LEU:HB2	1.87	0.75
3:M:310:TYR:CE2	3:M:320:ILE:HD11	2.22	0.75
3:M:350:ALA:O	3:M:354:LEU:HB2	1.87	0.75
3:M:731:ALA:CA	3:M:732:ILE:N	2.49	0.75
3:M:310:TYR:CE2	3:M:320:ILE:HD11	2.22	0.75
3:M:350:ALA:O	3:M:354:LEU:HB2	1.87	0.75
3:M:310:TYR:CE2	3:M:320:ILE:HD11	2.22	0.75
3:M:350:ALA:O	3:M:354:LEU:HB2	1.87	0.75
3:M:310:TYR:CE2	3:M:320:ILE:HD11	2.22	0.75
3:M:350:ALA:O	3:M:354:LEU:HB2	1.87	0.75
3:M:310:TYR:CE2	3:M:320:ILE:HD11	2.22	0.75
3:M:350:ALA:O	3:M:354:LEU:HB2	1.87	0.75
2:C:105:ALA:HB2	3:M:15:PRO:HG3	1.68	0.75
2:C:140:GLU:HG2	3:M:738:MET:HB3	1.67	0.75
3:M:578:HIS:HD2	3:M:591:ASN:HA	1.52	0.75
3:M:578:HIS:HD2	3:M:591:ASN:HA	1.52	0.75
3:M:578:HIS:HD2	3:M:591:ASN:HA	1.52	0.75
3:M:578:HIS:HD2	3:M:591:ASN:HA	1.52	0.75
3:M:578:HIS:HD2	3:M:591:ASN:HA	1.52	0.75
3:M:578:HIS:HD2	3:M:591:ASN:HA	1.52	0.75
3:M:310:TYR:CE2	3:M:320:ILE:HD11	2.22	0.75
3:M:432:ALA:H	3:M:601:ASP:HB3	1.51	0.75
2:C:140:GLU:HG2	3:M:738:MET:HB3	1.67	0.75
3:M:310:TYR:CE2	3:M:320:ILE:HD11	2.22	0.75
3:M:432:ALA:H	3:M:601:ASP:HB3	1.51	0.75
2:C:98:GLY:CA	3:M:21:GLU:HB2	2.16	0.75
3:M:310:TYR:CE2	3:M:320:ILE:HD11	2.22	0.75
3:M:432:ALA:H	3:M:601:ASP:HB3	1.51	0.75
3:M:310:TYR:CE2	3:M:320:ILE:HD11	2.22	0.75
3:M:432:ALA:H	3:M:601:ASP:HB3	1.51	0.75
3:M:310:TYR:CE2	3:M:320:ILE:HD11	2.22	0.75
3:M:432:ALA:H	3:M:601:ASP:HB3	1.51	0.75
3:M:664:LEU:O	3:M:667:THR:HB	1.86	0.75
3:M:664:LEU:O	3:M:667:THR:HB	1.86	0.75
3:M:664:LEU:O	3:M:667:THR:HB	1.86	0.75
3:M:664:LEU:O	3:M:667:THR:HB	1.86	0.75
3:M:664:LEU:O	3:M:667:THR:HB	1.86	0.75
3:M:664:LEU:O	3:M:667:THR:HB	1.86	0.75
1:B:128:PHE:CE1	3:M:817:GLN:HG2	2.22	0.75

Continued on next page...

Continued from previous page...

Atom-1	Atom-2	Interatomic distance (Å)	Clash overlap (Å)
3:M:85:TYR:HE1	3:M:720:PHE:HD1	1.33	0.75
3:M:510:TRP:CD2	3:M:711:PHE:CE2	2.74	0.75
3:M:578:HIS:HD2	3:M:591:ASN:HA	1.52	0.74
3:M:805:ARG:C	3:M:809:ARG:HB2	2.05	0.74
2:C:96:LYS:HB2	3:M:722:GLN:CA	2.17	0.74
1:B:101:PHE:CD2	3:M:816:ILE:HD13	2.15	0.74
2:C:103:MET:CE	3:M:11:GLY:CA	2.64	0.74
2:C:110:VAL:CG2	3:M:20:SER:O	2.32	0.74
3:M:84:LYS:HD3	3:M:720:PHE:CE1	2.22	0.74
3:M:85:TYR:O	3:M:776:GLU:OE2	2.04	0.74
1:B:101:PHE:CD2	3:M:816:ILE:HD13	2.15	0.74
3:M:726:VAL:CB	3:M:786:ILE:HD11	2.17	0.74
3:M:94:MET:CE	3:M:101:ALA:HB1	2.16	0.74
3:M:245:ARG:HB2	3:M:270:LEU:C	2.08	0.74
2:C:102:VAL:C	3:M:11:GLY:O	2.23	0.74
3:M:22:LYS:CA	3:M:787:ILE:HG13	2.16	0.74
3:M:578:HIS:HD2	3:M:591:ASN:HA	1.52	0.74
3:M:578:HIS:HD2	3:M:591:ASN:HA	1.52	0.74
3:M:709:LYS:O	3:M:710:GLY:C	2.25	0.74
3:M:578:HIS:HD2	3:M:591:ASN:HA	1.52	0.74
2:C:114:LEU:HD11	3:M:23:GLU:C	2.08	0.74
3:M:26:GLU:CD	3:M:787:ILE:HG21	2.07	0.74
3:M:578:HIS:HD2	3:M:591:ASN:HA	1.52	0.74
3:M:578:HIS:HD2	3:M:591:ASN:HA	1.52	0.74
3:M:578:HIS:HD2	3:M:591:ASN:HA	1.52	0.74
3:M:578:HIS:HD2	3:M:591:ASN:HA	1.52	0.74
3:M:578:HIS:HD2	3:M:591:ASN:HA	1.52	0.74
2:C:144:LYS:HE3	3:M:746:LYS:HZ3	1.52	0.74
3:M:730:SER:H	3:M:790:THR:HG23	1.49	0.74
1:B:128:PHE:CE1	3:M:817:GLN:HG2	2.23	0.74
3:M:85:TYR:CB	3:M:776:GLU:HB2	2.17	0.74
1:B:128:PHE:CE1	3:M:817:GLN:HG2	2.23	0.74
3:M:93:MET:HA	3:M:772:LEU:CD2	2.16	0.74
2:C:87:PHE:CA	3:M:728:ASN:O	2.34	0.74
2:C:93:VAL:HA	3:M:720:PHE:O	1.88	0.74
3:M:709:LYS:C	3:M:710:GLY:HA2	2.06	0.74
2:C:86:ASP:HB2	3:M:728:ASN:OD1	1.87	0.74
1:B:128:PHE:CE1	3:M:817:GLN:HG2	2.23	0.74
3:M:730:SER:CB	3:M:790:THR:CG2	2.54	0.74
3:M:777:GLU:HG2	3:M:782:LYS:HG3	1.69	0.74
1:B:115:SER:HB3	2:C:121:GLU:OE1	1.86	0.74

Continued on next page...

Continued from previous page...

Atom-1	Atom-2	Interatomic distance (Å)	Clash overlap (Å)
3:M:804:ARG:O	3:M:808:GLU:CB	2.35	0.74
2:C:40:ASN:HD21	3:M:793:ARG:HH12	1.31	0.74
3:M:245:ARG:HB2	3:M:270:LEU:C	2.08	0.74
3:M:25:ILE:HD13	3:M:786:ILE:CD1	2.18	0.74
3:M:708:ARG:N	3:M:712:PRO:HG3	2.02	0.74
3:M:245:ARG:HB2	3:M:270:LEU:C	2.08	0.74
3:M:94:MET:O	3:M:713:SER:CB	2.35	0.74
3:M:245:ARG:HB2	3:M:270:LEU:C	2.08	0.74
3:M:245:ARG:HB2	3:M:270:LEU:C	2.08	0.74
3:M:245:ARG:HB2	3:M:270:LEU:C	2.08	0.74
2:C:100:GLY:O	3:M:738:MET:HB3	1.88	0.74
3:M:245:ARG:HB2	3:M:270:LEU:C	2.08	0.74
3:M:245:ARG:HB2	3:M:270:LEU:C	2.08	0.74
3:M:245:ARG:HB2	3:M:270:LEU:C	2.08	0.74
2:C:109:HIS:HB2	3:M:19:LYS:HZ3	0.92	0.74
3:M:245:ARG:HB2	3:M:270:LEU:C	2.08	0.74
1:B:101:PHE:CD2	3:M:816:ILE:HD13	2.15	0.74
3:M:245:ARG:HB2	3:M:270:LEU:C	2.08	0.74
3:M:245:ARG:HB2	3:M:270:LEU:C	2.08	0.74
2:C:92:ARG:HB3	3:M:22:LYS:CA	2.17	0.74
1:B:128:PHE:CE1	3:M:817:GLN:HG2	2.23	0.74
2:C:93:VAL:HA	3:M:720:PHE:O	1.88	0.74
2:C:93:VAL:HG22	3:M:725:ARG:C	2.07	0.74
3:M:441:MET:O	3:M:445:ILE:HG13	1.88	0.74
3:M:441:MET:O	3:M:445:ILE:HG13	1.88	0.74
2:C:93:VAL:HG21	3:M:725:ARG:N	2.02	0.74
3:M:441:MET:O	3:M:445:ILE:HG13	1.88	0.74
3:M:85:TYR:CD2	3:M:776:GLU:HB2	2.21	0.74
3:M:441:MET:O	3:M:445:ILE:HG13	1.88	0.74
3:M:731:ALA:CA	3:M:732:ILE:N	2.49	0.74
3:M:441:MET:O	3:M:445:ILE:HG13	1.88	0.74
3:M:441:MET:O	3:M:445:ILE:HG13	1.88	0.74
3:M:441:MET:O	3:M:445:ILE:HG13	1.88	0.74
3:M:441:MET:O	3:M:445:ILE:HG13	1.88	0.74
3:M:725:ARG:HH22	3:M:736:GLN:HE21	1.26	0.74
2:C:93:VAL:HG11	3:M:724:TYR:HA	1.62	0.74
2:C:92:ARG:HB3	3:M:725:ARG:HH12	1.48	0.74
3:M:245:ARG:HB2	3:M:270:LEU:C	2.08	0.74
3:M:245:ARG:HB2	3:M:270:LEU:C	2.08	0.74
3:M:245:ARG:HB2	3:M:270:LEU:C	2.08	0.74
3:M:245:ARG:HB2	3:M:270:LEU:C	2.08	0.74

Continued on next page...

Continued from previous page...

Atom-1	Atom-2	Interatomic distance (Å)	Clash overlap (Å)
3:M:245:ARG:HB2	3:M:270:LEU:C	2.08	0.74
3:M:245:ARG:HB2	3:M:270:LEU:C	2.08	0.74
3:M:245:ARG:HB2	3:M:270:LEU:C	2.08	0.74
1:B:128:PHE:CE1	3:M:817:GLN:HG2	2.23	0.74
3:M:245:ARG:HB2	3:M:270:LEU:C	2.08	0.74
3:M:270:LEU:C	3:M:285:TYR:HE1	1.90	0.74
3:M:21:GLU:O	3:M:786:ILE:CG1	2.35	0.74
1:B:101:PHE:CD2	3:M:816:ILE:HD11	2.23	0.74
3:M:727:LEU:HD23	3:M:782:LYS:HB3	1.65	0.74
2:C:96:LYS:C	3:M:24:ARG:HG3	2.08	0.74
3:M:805:ARG:O	3:M:809:ARG:CB	2.36	0.74
2:C:101:THR:OG1	3:M:721:LYS:HD3	1.87	0.74
3:M:428:ALA:O	3:M:601:ASP:CB	2.33	0.74
3:M:428:ALA:O	3:M:601:ASP:CB	2.33	0.74
1:B:128:PHE:CE1	3:M:817:GLN:HG2	2.23	0.74
2:C:96:LYS:CE	3:M:725:ARG:CD	2.47	0.74
3:M:428:ALA:O	3:M:601:ASP:CB	2.33	0.74
3:M:28:GLN:HG2	3:M:780:ASP:OD1	1.88	0.74
3:M:428:ALA:O	3:M:601:ASP:CB	2.33	0.74
3:M:731:ALA:CA	3:M:732:ILE:N	2.49	0.74
3:M:428:ALA:O	3:M:601:ASP:CB	2.33	0.74
1:B:128:PHE:CE1	3:M:817:GLN:HG2	2.23	0.74
3:M:428:ALA:O	3:M:601:ASP:CB	2.33	0.74
2:C:93:VAL:HG22	3:M:725:ARG:CA	2.17	0.74
1:B:128:PHE:CE1	3:M:817:GLN:HG2	2.23	0.74
3:M:97:LEU:HD23	3:M:712:PRO:CB	2.15	0.74
1:B:128:PHE:CE1	3:M:817:GLN:HG2	2.22	0.74
3:M:779:ARG:HG2	3:M:783:LEU:CD1	2.15	0.74
2:C:92:ARG:O	3:M:722:GLN:N	2.20	0.74
2:C:97:GLU:C	3:M:146:LYS:HZ1	1.82	0.74
3:M:508:ILE:HG23	3:M:766:PHE:CE1	2.23	0.74
3:M:775:LEU:O	3:M:782:LYS:HB2	1.88	0.74
3:M:779:ARG:O	3:M:783:LEU:HB2	1.88	0.74
1:B:128:PHE:CE1	3:M:817:GLN:HG2	2.23	0.74
2:C:86:ASP:HB3	3:M:728:ASN:HB2	1.62	0.74
2:C:143:VAL:CB	3:M:732:ILE:CD1	2.66	0.74
2:C:40:ASN:HD21	3:M:793:ARG:HH12	1.31	0.73
2:C:93:VAL:CG1	3:M:726:VAL:CG2	2.66	0.73
1:B:106:PRO:C	2:C:128:LYS:HE2	2.08	0.73
2:C:96:LYS:NZ	3:M:725:ARG:CB	2.42	0.73
3:M:441:MET:O	3:M:445:ILE:HG13	1.88	0.73

Continued on next page...

Continued from previous page...

Atom-1	Atom-2	Interatomic distance (Å)	Clash overlap (Å)
1:B:128:PHE:CE1	3:M:817:GLN:HG2	2.22	0.73
3:M:441:MET:O	3:M:445:ILE:HG13	1.88	0.73
3:M:441:MET:O	3:M:445:ILE:HG13	1.88	0.73
3:M:441:MET:O	3:M:445:ILE:HG13	1.88	0.73
3:M:441:MET:O	3:M:445:ILE:HG13	1.88	0.73
1:B:101:PHE:CD2	3:M:816:ILE:HD11	2.23	0.73
2:C:92:ARG:HD2	3:M:725:ARG:NH1	2.01	0.73
3:M:270:LEU:C	3:M:285:TYR:HE1	1.90	0.73
3:M:292:MET:HE3	3:M:309:PRO:HA	1.68	0.73
3:M:441:MET:O	3:M:445:ILE:HG13	1.88	0.73
3:M:270:LEU:C	3:M:285:TYR:HE1	1.90	0.73
3:M:292:MET:HE3	3:M:309:PRO:HA	1.68	0.73
3:M:441:MET:O	3:M:445:ILE:HG13	1.88	0.73
3:M:270:LEU:C	3:M:285:TYR:HE1	1.90	0.73
3:M:292:MET:HE3	3:M:309:PRO:HA	1.68	0.73
3:M:441:MET:O	3:M:445:ILE:HG13	1.88	0.73
3:M:25:ILE:O	3:M:780:ASP:O	2.06	0.73
3:M:270:LEU:C	3:M:285:TYR:HE1	1.90	0.73
3:M:292:MET:HE3	3:M:309:PRO:HA	1.68	0.73
3:M:441:MET:O	3:M:445:ILE:HG13	1.88	0.73
3:M:502:GLU:OE2	3:M:760:PHE:C	2.27	0.73
3:M:270:LEU:C	3:M:285:TYR:HE1	1.90	0.73
3:M:292:MET:HE3	3:M:309:PRO:HA	1.68	0.73
3:M:441:MET:O	3:M:445:ILE:HG13	1.88	0.73
2:C:93:VAL:HG22	3:M:725:ARG:HB2	1.69	0.73
3:M:270:LEU:C	3:M:285:TYR:HE1	1.90	0.73
3:M:292:MET:HE3	3:M:309:PRO:HA	1.68	0.73
3:M:441:MET:O	3:M:445:ILE:HG13	1.88	0.73
2:C:40:ASN:HD21	3:M:793:ARG:HH12	1.31	0.73
3:M:350:ALA:O	3:M:354:LEU:HB2	1.87	0.73
3:M:350:ALA:O	3:M:354:LEU:HB2	1.87	0.73
3:M:350:ALA:O	3:M:354:LEU:HB2	1.87	0.73
3:M:350:ALA:O	3:M:354:LEU:HB2	1.87	0.73
3:M:708:ARG:HA	3:M:712:PRO:CG	2.15	0.73
2:C:143:VAL:CB	3:M:732:ILE:CD1	2.66	0.73
3:M:350:ALA:O	3:M:354:LEU:HB2	1.87	0.73
3:M:350:ALA:O	3:M:354:LEU:HB2	1.87	0.73
3:M:510:TRP:CZ3	3:M:711:PHE:CZ	2.76	0.73
3:M:350:ALA:O	3:M:354:LEU:HB2	1.87	0.73
2:C:96:LYS:HE3	3:M:725:ARG:NH1	2.01	0.73
3:M:350:ALA:O	3:M:354:LEU:HB2	1.87	0.73

Continued on next page...

Continued from previous page...

Atom-1	Atom-2	Interatomic distance (Å)	Clash overlap (Å)
3:M:237:THR:HG22	3:M:239:ARG:H	1.53	0.73
3:M:441:MET:O	3:M:445:ILE:HG13	1.88	0.73
3:M:709:LYS:O	3:M:711:PHE:CD2	2.42	0.73
1:B:101:PHE:CD2	3:M:816:ILE:HD11	2.23	0.73
2:C:94:PHE:CA	3:M:24:ARG:HH21	2.00	0.73
3:M:148:ARG:CG	3:M:719:ASP:CG	2.43	0.73
3:M:499:GLU:CD	3:M:714:ARG:NH1	2.36	0.73
2:C:96:LYS:CG	3:M:725:ARG:HH11	1.67	0.73
3:M:487:LEU:O	3:M:490:PHE:HB3	1.88	0.73
3:M:487:LEU:O	3:M:490:PHE:HB3	1.88	0.73
1:B:101:PHE:CD2	3:M:816:ILE:HD11	2.23	0.73
3:M:270:LEU:C	3:M:285:TYR:HE1	1.90	0.73
3:M:578:HIS:HD2	3:M:591:ASN:HA	1.52	0.73
3:M:487:LEU:O	3:M:490:PHE:HB3	1.88	0.73
3:M:487:LEU:O	3:M:490:PHE:HB3	1.88	0.73
3:M:270:LEU:C	3:M:285:TYR:HE1	1.90	0.73
3:M:578:HIS:HD2	3:M:591:ASN:HA	1.52	0.73
3:M:726:VAL:CG1	3:M:787:ILE:HG13	2.19	0.73
3:M:85:TYR:HA	3:M:723:ARG:HB3	1.69	0.73
3:M:487:LEU:O	3:M:490:PHE:HB3	1.88	0.73
3:M:270:LEU:C	3:M:285:TYR:HE1	1.90	0.73
3:M:578:HIS:HD2	3:M:591:ASN:HA	1.52	0.73
3:M:487:LEU:O	3:M:490:PHE:HB3	1.88	0.73
3:M:487:LEU:O	3:M:490:PHE:HB3	1.88	0.73
3:M:270:LEU:C	3:M:285:TYR:HE1	1.90	0.73
3:M:578:HIS:HD2	3:M:591:ASN:HA	1.52	0.73
3:M:726:VAL:CG1	3:M:787:ILE:HG13	2.19	0.73
3:M:270:LEU:C	3:M:285:TYR:HE1	1.90	0.73
3:M:578:HIS:HD2	3:M:591:ASN:HA	1.52	0.73
3:M:487:LEU:O	3:M:490:PHE:HB3	1.88	0.73
1:B:101:PHE:CD2	3:M:816:ILE:HD11	2.23	0.73
3:M:536:LEU:HD13	3:M:550:PHE:CZ	2.24	0.73
3:M:802:GLU:O	3:M:806:MET:HG3	1.89	0.73
1:B:128:PHE:CE1	3:M:817:GLN:HG2	2.23	0.73
3:M:536:LEU:HD13	3:M:550:PHE:CZ	2.24	0.73
3:M:536:LEU:HD13	3:M:550:PHE:CZ	2.24	0.73
3:M:536:LEU:HD13	3:M:550:PHE:CZ	2.24	0.73
3:M:536:LEU:HD13	3:M:550:PHE:CZ	2.24	0.73
3:M:536:LEU:HD13	3:M:550:PHE:CZ	2.24	0.73
3:M:21:GLU:O	3:M:25:ILE:HG13	1.89	0.73
3:M:21:GLU:O	3:M:25:ILE:HG13	1.89	0.73

Continued on next page...

Continued from previous page...

Atom-1	Atom-2	Interatomic distance (Å)	Clash overlap (Å)
3:M:21:GLU:O	3:M:25:ILE:HG13	1.89	0.73
3:M:21:GLU:O	3:M:25:ILE:HG13	1.89	0.73
3:M:727:LEU:HD23	3:M:782:LYS:HB3	1.65	0.73
1:B:128:PHE:CE1	3:M:817:GLN:HG2	2.22	0.73
3:M:21:GLU:O	3:M:25:ILE:HG13	1.89	0.73
3:M:290:GLN:C	3:M:331:LEU:HD12	2.09	0.73
3:M:432:ALA:H	3:M:601:ASP:HB3	1.52	0.73
3:M:290:GLN:C	3:M:331:LEU:HD12	2.09	0.73
3:M:432:ALA:H	3:M:601:ASP:HB3	1.52	0.73
3:M:290:GLN:C	3:M:331:LEU:HD12	2.09	0.73
3:M:432:ALA:H	3:M:601:ASP:HB3	1.52	0.73
2:C:106:GLU:CD	3:M:17:LEU:HB2	2.09	0.73
3:M:290:GLN:C	3:M:331:LEU:HD12	2.09	0.73
3:M:432:ALA:H	3:M:601:ASP:HB3	1.52	0.73
3:M:502:GLU:HG2	3:M:766:PHE:HD1	1.44	0.73
3:M:290:GLN:C	3:M:331:LEU:HD12	2.09	0.73
3:M:432:ALA:H	3:M:601:ASP:HB3	1.52	0.73
3:M:290:GLN:C	3:M:331:LEU:HD12	2.09	0.73
3:M:432:ALA:H	3:M:601:ASP:HB3	1.52	0.73
3:M:237:THR:HG22	3:M:239:ARG:H	1.54	0.73
3:M:237:THR:HG22	3:M:239:ARG:H	1.54	0.73
3:M:237:THR:HG22	3:M:239:ARG:H	1.54	0.73
3:M:149:GLN:CD	3:M:716:LEU:CD2	2.51	0.73
3:M:237:THR:HG22	3:M:239:ARG:H	1.54	0.73
3:M:237:THR:HG22	3:M:239:ARG:H	1.54	0.73
3:M:237:THR:HG22	3:M:239:ARG:H	1.54	0.73
3:M:237:THR:HG22	3:M:239:ARG:H	1.54	0.73
3:M:237:THR:HG22	3:M:239:ARG:H	1.54	0.73
3:M:731:ALA:CA	3:M:732:ILE:N	2.49	0.73
3:M:802:GLU:O	3:M:806:MET:HG3	1.89	0.73
1:B:101:PHE:CD2	3:M:816:ILE:HD11	2.23	0.73
3:M:237:THR:HG22	3:M:239:ARG:H	1.54	0.73
3:M:237:THR:HG22	3:M:239:ARG:H	1.54	0.73
3:M:237:THR:HG22	3:M:239:ARG:H	1.54	0.73
3:M:237:THR:HG22	3:M:239:ARG:H	1.54	0.73
2:C:110:VAL:HG21	3:M:20:SER:N	2.03	0.73
2:C:139:TYR:OH	3:M:7:MET:HG3	1.88	0.73
3:M:237:THR:HG22	3:M:239:ARG:H	1.54	0.73
3:M:237:THR:HG22	3:M:239:ARG:H	1.54	0.73
3:M:237:THR:HG22	3:M:239:ARG:H	1.54	0.73
3:M:731:ALA:CA	3:M:732:ILE:N	2.49	0.73
3:M:350:ALA:O	3:M:354:LEU:HB2	1.87	0.73

Continued on next page...

Continued from previous page...

Atom-1	Atom-2	Interatomic distance (Å)	Clash overlap (Å)
1:B:128:PHE:CE1	3:M:817:GLN:HG2	2.22	0.73
3:M:731:ALA:CA	3:M:732:ILE:N	2.49	0.73
3:M:28:GLN:CB	3:M:779:ARG:HD3	2.18	0.73
2:C:86:ASP:HB2	3:M:728:ASN:OD1	1.87	0.73
3:M:350:ALA:O	3:M:354:LEU:HB2	1.87	0.73
3:M:350:ALA:O	3:M:354:LEU:HB2	1.87	0.73
3:M:503:TYR:CD1	3:M:766:PHE:HE2	2.06	0.73
3:M:731:ALA:CA	3:M:732:ILE:N	2.49	0.73
3:M:350:ALA:O	3:M:354:LEU:HB2	1.87	0.73
3:M:350:ALA:O	3:M:354:LEU:HB2	1.87	0.73
3:M:731:ALA:CA	3:M:732:ILE:N	2.49	0.73
3:M:431:LYS:HD2	3:M:601:ASP:HA	1.67	0.73
3:M:536:LEU:HD13	3:M:550:PHE:CZ	2.24	0.73
1:B:124:GLN:CD	2:C:16:LEU:CB	2.56	0.73
2:C:92:ARG:CB	3:M:725:ARG:NH2	2.52	0.73
3:M:510:TRP:H	3:M:714:ARG:HH11	1.37	0.73
3:M:273:SER:HG	3:M:598:LYS:HD3	1.52	0.73
3:M:774:LEU:HD21	3:M:782:LYS:HZ1	1.53	0.73
2:C:40:ASN:HD21	3:M:793:ARG:HH12	1.31	0.73
3:M:273:SER:HG	3:M:598:LYS:HD3	1.52	0.73
3:M:273:SER:HG	3:M:598:LYS:HD3	1.52	0.73
3:M:273:SER:HG	3:M:598:LYS:HD3	1.52	0.73
3:M:273:SER:HG	3:M:598:LYS:HD3	1.52	0.73
3:M:273:SER:HG	3:M:598:LYS:HD3	1.52	0.73
3:M:290:GLN:C	3:M:331:LEU:HD12	2.09	0.73
3:M:290:GLN:C	3:M:331:LEU:HD12	2.09	0.73
3:M:290:GLN:C	3:M:331:LEU:HD12	2.09	0.73
3:M:84:LYS:N	3:M:777:GLU:HA	2.01	0.73
3:M:290:GLN:C	3:M:331:LEU:HD12	2.09	0.73
2:C:98:GLY:N	3:M:21:GLU:CB	2.15	0.73
3:M:290:GLN:C	3:M:331:LEU:HD12	2.09	0.73
3:M:290:GLN:C	3:M:331:LEU:HD12	2.09	0.73
3:M:805:ARG:CA	3:M:809:ARG:HG3	2.18	0.73
3:M:290:GLN:C	3:M:331:LEU:HD12	2.09	0.73
2:C:84:PHE:HB3	3:M:732:ILE:N	2.04	0.73
3:M:290:GLN:C	3:M:331:LEU:HD12	2.09	0.73
3:M:779:ARG:O	3:M:783:LEU:HD13	1.89	0.73
2:C:139:TYR:OH	3:M:725:ARG:HG3	1.65	0.73
2:C:143:VAL:CB	3:M:732:ILE:N	2.51	0.73
2:C:93:VAL:CG2	3:M:726:VAL:N	2.48	0.73
3:M:802:GLU:O	3:M:806:MET:HG3	1.89	0.73

Continued on next page...

Continued from previous page...

Atom-1	Atom-2	Interatomic distance (Å)	Clash overlap (Å)
3:M:84:LYS:CG	3:M:778:MET:H	2.00	0.73
1:B:128:PHE:CE1	3:M:817:GLN:HG2	2.23	0.73
3:M:731:ALA:CA	3:M:732:ILE:N	2.49	0.73
2:C:93:VAL:CG1	3:M:726:VAL:CG2	2.66	0.73
3:M:30:LYS:HE3	3:M:783:LEU:HD22	0.83	0.73
1:B:101:PHE:CD2	3:M:816:ILE:HD11	2.23	0.73
3:M:804:ARG:HG2	3:M:808:GLU:CD	2.09	0.73
2:C:96:LYS:O	3:M:719:ASP:N	2.12	0.73
3:M:779:ARG:O	3:M:783:LEU:HB2	1.88	0.73
2:C:93:VAL:N	3:M:725:ARG:HB3	1.78	0.73
3:M:618:THR:O	3:M:622:LEU:HD13	1.89	0.73
2:C:95:ASP:CG	3:M:14:ALA:HB1	2.09	0.73
3:M:519:LEU:HD12	3:M:519:LEU:N	2.04	0.73
2:C:94:PHE:C	3:M:24:ARG:NH1	2.42	0.73
3:M:519:LEU:HD12	3:M:519:LEU:N	2.04	0.73
1:B:101:PHE:CD2	3:M:816:ILE:HD11	2.23	0.73
3:M:519:LEU:HD12	3:M:519:LEU:N	2.04	0.73
3:M:731:ALA:CA	3:M:732:ILE:N	2.49	0.73
1:B:128:PHE:CE1	3:M:817:GLN:HG2	2.23	0.73
3:M:519:LEU:HD12	3:M:519:LEU:N	2.04	0.73
3:M:726:VAL:CG1	3:M:786:ILE:CG2	2.40	0.73
3:M:519:LEU:HD12	3:M:519:LEU:N	2.04	0.73
3:M:779:ARG:O	3:M:783:LEU:HD13	1.88	0.72
3:M:21:GLU:O	3:M:25:ILE:HG13	1.89	0.72
3:M:131:TRP:C	3:M:132:LEU:HD12	2.09	0.72
1:B:128:PHE:CE1	3:M:817:GLN:HG2	2.23	0.72
2:C:95:ASP:O	3:M:10:PHE:CE1	2.40	0.72
3:M:22:LYS:O	3:M:784:ALA:N	2.20	0.72
1:B:128:PHE:CE1	3:M:817:GLN:HG2	2.23	0.72
3:M:131:TRP:C	3:M:132:LEU:HD12	2.09	0.72
3:M:245:ARG:HD3	3:M:271:GLU:OE1	1.90	0.72
3:M:618:THR:O	3:M:622:LEU:HD13	1.89	0.72
3:M:131:TRP:C	3:M:132:LEU:HD12	2.09	0.72
3:M:245:ARG:HD3	3:M:271:GLU:OE1	1.90	0.72
3:M:618:THR:O	3:M:622:LEU:HD13	1.89	0.72
1:B:87:LYS:CD	3:M:829:TRP:CD2	2.71	0.72
3:M:131:TRP:C	3:M:132:LEU:HD12	2.09	0.72
3:M:245:ARG:HD3	3:M:271:GLU:OE1	1.90	0.72
3:M:618:THR:O	3:M:622:LEU:HD13	1.89	0.72
3:M:85:TYR:CD1	3:M:776:GLU:HG3	2.24	0.72
3:M:131:TRP:C	3:M:132:LEU:HD12	2.09	0.72

Continued on next page...

Continued from previous page...

Atom-1	Atom-2	Interatomic distance (Å)	Clash overlap (Å)
3:M:245:ARG:HD3	3:M:271:GLU:OE1	1.90	0.72
3:M:618:THR:O	3:M:622:LEU:HD13	1.89	0.72
3:M:131:TRP:C	3:M:132:LEU:HD12	2.09	0.72
3:M:245:ARG:HD3	3:M:271:GLU:OE1	1.90	0.72
3:M:618:THR:O	3:M:622:LEU:HD13	1.89	0.72
3:M:131:TRP:C	3:M:132:LEU:HD12	2.09	0.72
3:M:245:ARG:HD3	3:M:271:GLU:OE1	1.90	0.72
3:M:618:THR:O	3:M:622:LEU:HD13	1.89	0.72
2:C:93:VAL:CG1	3:M:726:VAL:CG2	2.66	0.72
3:M:131:TRP:C	3:M:132:LEU:HD12	2.09	0.72
3:M:245:ARG:HD3	3:M:271:GLU:OE1	1.90	0.72
3:M:618:THR:O	3:M:622:LEU:HD13	1.89	0.72
3:M:131:TRP:C	3:M:132:LEU:HD12	2.09	0.72
3:M:245:ARG:HD3	3:M:271:GLU:OE1	1.90	0.72
3:M:618:THR:O	3:M:622:LEU:HD13	1.89	0.72
3:M:131:TRP:C	3:M:132:LEU:HD12	2.09	0.72
3:M:245:ARG:HD3	3:M:271:GLU:OE1	1.89	0.72
3:M:131:TRP:C	3:M:132:LEU:HD12	2.09	0.72
3:M:245:ARG:HD3	3:M:271:GLU:OE1	1.89	0.72
3:M:131:TRP:C	3:M:132:LEU:HD12	2.09	0.72
3:M:245:ARG:HD3	3:M:271:GLU:OE1	1.89	0.72
3:M:131:TRP:C	3:M:132:LEU:HD12	2.09	0.72
3:M:245:ARG:HD3	3:M:271:GLU:OE1	1.89	0.72
3:M:131:TRP:C	3:M:132:LEU:HD12	2.09	0.72
3:M:245:ARG:HD3	3:M:271:GLU:OE1	1.89	0.72
3:M:802:GLU:O	3:M:806:MET:N	2.22	0.72
3:M:131:TRP:C	3:M:132:LEU:HD12	2.09	0.72
3:M:245:ARG:HD3	3:M:271:GLU:OE1	1.89	0.72
2:C:105:ALA:HB1	3:M:15:PRO:CB	2.19	0.72
2:C:84:PHE:HB3	3:M:732:ILE:N	2.04	0.72
1:B:87:LYS:CD	3:M:829:TRP:CD2	2.71	0.72
3:M:508:ILE:HG23	3:M:714:ARG:CB	2.12	0.72
2:C:89:GLU:CB	3:M:725:ARG:CZ	2.67	0.72
2:C:143:VAL:C	3:M:733:PRO:CD	2.48	0.72
2:C:92:ARG:H	3:M:725:ARG:NH1	1.86	0.72
3:M:731:ALA:CA	3:M:732:ILE:N	2.49	0.72
2:C:93:VAL:HG23	3:M:725:ARG:HB3	1.62	0.72
3:M:131:TRP:C	3:M:132:LEU:HD12	2.09	0.72
3:M:131:TRP:C	3:M:132:LEU:HD12	2.09	0.72
3:M:131:TRP:C	3:M:132:LEU:HD12	2.09	0.72
1:B:128:PHE:CE1	3:M:817:GLN:HG2	2.22	0.72

Continued on next page...

Continued from previous page...

Atom-1	Atom-2	Interatomic distance (Å)	Clash overlap (Å)
3:M:131:TRP:C	3:M:132:LEU:HD12	2.09	0.72
3:M:775:LEU:O	3:M:782:LYS:HB2	1.88	0.72
3:M:131:TRP:C	3:M:132:LEU:HD12	2.09	0.72
3:M:21:GLU:O	3:M:25:ILE:HG13	1.89	0.72
3:M:21:GLU:O	3:M:25:ILE:HG13	1.89	0.72
3:M:731:ALA:CA	3:M:732:ILE:N	2.49	0.72
3:M:244:SER:CB	3:M:246:PHE:N	2.53	0.72
3:M:709:LYS:C	3:M:710:GLY:C	2.45	0.72
3:M:21:GLU:O	3:M:25:ILE:HG13	1.89	0.72
1:B:87:LYS:CD	3:M:829:TRP:CD2	2.71	0.72
3:M:21:GLU:O	3:M:25:ILE:HG13	1.89	0.72
3:M:22:LYS:N	3:M:786:ILE:HG22	2.04	0.72
1:B:101:PHE:CD2	3:M:816:ILE:HD11	2.23	0.72
3:M:21:GLU:O	3:M:25:ILE:HG13	1.89	0.72
3:M:21:GLU:O	3:M:25:ILE:HG13	1.89	0.72
3:M:731:ALA:CA	3:M:732:ILE:N	2.49	0.72
3:M:431:LYS:HD2	3:M:601:ASP:HA	1.68	0.72
3:M:618:THR:O	3:M:622:LEU:HD13	1.90	0.72
3:M:431:LYS:HD2	3:M:601:ASP:HA	1.68	0.72
3:M:618:THR:O	3:M:622:LEU:HD13	1.90	0.72
3:M:28:GLN:C	3:M:726:VAL:H	1.86	0.72
3:M:431:LYS:HD2	3:M:601:ASP:HA	1.68	0.72
3:M:618:THR:O	3:M:622:LEU:HD13	1.90	0.72
3:M:431:LYS:HD2	3:M:601:ASP:HA	1.68	0.72
3:M:618:THR:O	3:M:622:LEU:HD13	1.90	0.72
3:M:431:LYS:HD2	3:M:601:ASP:HA	1.68	0.72
3:M:618:THR:O	3:M:622:LEU:HD13	1.90	0.72
2:C:96:LYS:CE	3:M:725:ARG:HD2	2.19	0.72
2:C:25:ILE:HB	2:C:68:PHE:HZ	1.55	0.72
3:M:166:MET:HE3	3:M:254:PHE:CD2	2.24	0.72
3:M:431:LYS:CD	3:M:601:ASP:N	2.48	0.72
2:C:94:PHE:O	3:M:722:GLN:CG	2.27	0.72
2:C:25:ILE:HB	2:C:68:PHE:HZ	1.55	0.72
3:M:21:GLU:O	3:M:25:ILE:HG13	1.89	0.72
3:M:290:GLN:C	3:M:331:LEU:HD12	2.09	0.72
3:M:509:GLU:HB3	3:M:714:ARG:CG	2.18	0.72
3:M:536:LEU:HD13	3:M:550:PHE:CZ	2.24	0.72
2:C:95:ASP:CG	3:M:722:GLN:OE1	2.28	0.72
3:M:21:GLU:O	3:M:25:ILE:HG13	1.89	0.72
3:M:290:GLN:C	3:M:331:LEU:HD12	2.09	0.72
3:M:536:LEU:HD13	3:M:550:PHE:CZ	2.24	0.72

Continued on next page...

Continued from previous page...

Atom-1	Atom-2	Interatomic distance (Å)	Clash overlap (Å)
3:M:21:GLU:O	3:M:25:ILE:HG13	1.89	0.72
3:M:290:GLN:C	3:M:331:LEU:HD12	2.09	0.72
3:M:536:LEU:HD13	3:M:550:PHE:CZ	2.24	0.72
1:B:101:PHE:CD2	3:M:816:ILE:HD11	2.23	0.72
3:M:21:GLU:O	3:M:25:ILE:HG13	1.89	0.72
3:M:290:GLN:C	3:M:331:LEU:HD12	2.09	0.72
3:M:536:LEU:HD13	3:M:550:PHE:CZ	2.24	0.72
3:M:21:GLU:O	3:M:25:ILE:HG13	1.89	0.72
3:M:290:GLN:C	3:M:331:LEU:HD12	2.09	0.72
3:M:536:LEU:HD13	3:M:550:PHE:CZ	2.24	0.72
3:M:270:LEU:HG	3:M:285:TYR:HE1	1.46	0.72
3:M:487:LEU:O	3:M:490:PHE:HB3	1.88	0.72
3:M:519:LEU:HD12	3:M:519:LEU:N	2.04	0.72
2:C:96:LYS:N	3:M:722:GLN:CB	2.39	0.72
2:C:96:LYS:CA	3:M:722:GLN:HB2	2.19	0.72
2:C:96:LYS:CD	3:M:722:GLN:N	2.51	0.72
3:M:487:LEU:O	3:M:490:PHE:HB3	1.88	0.72
3:M:731:ALA:CA	3:M:732:ILE:N	2.49	0.72
2:C:114:LEU:HD12	3:M:23:GLU:HA	1.71	0.72
2:C:40:ASN:HD21	3:M:793:ARG:HH12	1.31	0.72
3:M:487:LEU:O	3:M:490:PHE:HB3	1.88	0.72
3:M:487:LEU:O	3:M:490:PHE:HB3	1.88	0.72
1:B:87:LYS:CD	3:M:829:TRP:CD2	2.71	0.72
3:M:487:LEU:O	3:M:490:PHE:HB3	1.88	0.72
3:M:487:LEU:O	3:M:490:PHE:HB3	1.88	0.72
2:C:87:PHE:HA	3:M:728:ASN:CB	2.18	0.72
3:M:618:THR:O	3:M:622:LEU:HD13	1.90	0.72
1:B:87:LYS:CD	3:M:829:TRP:CD2	2.71	0.72
3:M:618:THR:O	3:M:622:LEU:HD13	1.90	0.72
3:M:618:THR:O	3:M:622:LEU:HD13	1.90	0.72
3:M:754:ASP:HB3	3:M:757:GLN:HG2	1.72	0.72
3:M:618:THR:O	3:M:622:LEU:HD13	1.90	0.72
3:M:618:THR:O	3:M:622:LEU:HD13	1.90	0.72
3:M:618:THR:O	3:M:622:LEU:HD13	1.90	0.72
1:B:87:LYS:CD	3:M:829:TRP:CD2	2.71	0.72
3:M:428:ALA:O	3:M:601:ASP:CB	2.33	0.72
3:M:428:ALA:O	3:M:601:ASP:CB	2.33	0.72
3:M:36:SER:O	3:M:52:ILE:HG12	1.89	0.72
2:C:25:ILE:HB	2:C:68:PHE:HZ	1.55	0.72
3:M:428:ALA:O	3:M:601:ASP:CB	2.33	0.72
3:M:428:ALA:O	3:M:601:ASP:CB	2.33	0.72

Continued on next page...

Continued from previous page...

Atom-1	Atom-2	Interatomic distance (Å)	Clash overlap (Å)
3:M:36:SER:O	3:M:52:ILE:HG12	1.89	0.72
3:M:428:ALA:O	3:M:601:ASP:CB	2.33	0.72
3:M:36:SER:O	3:M:52:ILE:HG12	1.89	0.72
3:M:428:ALA:O	3:M:601:ASP:CB	2.33	0.72
3:M:428:ALA:O	3:M:601:ASP:CB	2.33	0.72
3:M:36:SER:O	3:M:52:ILE:HG12	1.89	0.72
3:M:36:SER:O	3:M:52:ILE:HG12	1.89	0.72
3:M:428:ALA:O	3:M:601:ASP:CB	2.33	0.72
3:M:802:GLU:O	3:M:806:MET:HG3	1.89	0.72
3:M:519:LEU:HD12	3:M:519:LEU:N	2.04	0.72
3:M:779:ARG:C	3:M:780:ASP:C	2.48	0.72
1:B:101:PHE:CD2	3:M:816:ILE:HD11	2.23	0.72
3:M:519:LEU:HD12	3:M:519:LEU:N	2.04	0.72
3:M:754:ASP:HB3	3:M:757:GLN:HG2	1.72	0.72
3:M:245:ARG:HD3	3:M:271:GLU:OE1	1.90	0.72
3:M:290:GLN:C	3:M:331:LEU:HD12	2.09	0.72
3:M:519:LEU:HD12	3:M:519:LEU:N	2.04	0.72
3:M:519:LEU:HD12	3:M:519:LEU:N	2.04	0.72
3:M:519:LEU:HD12	3:M:519:LEU:N	2.04	0.72
3:M:519:LEU:HD12	3:M:519:LEU:N	2.04	0.72
3:M:754:ASP:HB3	3:M:757:GLN:HG2	1.72	0.72
3:M:176:LEU:N	3:M:176:LEU:HD12	2.05	0.72
3:M:295:LYS:HG2	3:M:332:MET:CE	2.20	0.72
3:M:176:LEU:N	3:M:176:LEU:HD12	2.05	0.72
3:M:295:LYS:HG2	3:M:332:MET:CE	2.20	0.72
3:M:176:LEU:N	3:M:176:LEU:HD12	2.05	0.72
3:M:295:LYS:HG2	3:M:332:MET:CE	2.20	0.72
3:M:176:LEU:N	3:M:176:LEU:HD12	2.05	0.72
3:M:295:LYS:HG2	3:M:332:MET:CE	2.20	0.72
3:M:505:LYS:HG2	3:M:762:HIS:ND1	2.05	0.72
3:M:30:LYS:CE	3:M:783:LEU:CD2	0.72	0.72
3:M:176:LEU:N	3:M:176:LEU:HD12	2.05	0.72
3:M:295:LYS:HG2	3:M:332:MET:CE	2.20	0.72
3:M:176:LEU:N	3:M:176:LEU:HD12	2.05	0.72
3:M:295:LYS:HG2	3:M:332:MET:CE	2.20	0.72
3:M:176:LEU:N	3:M:176:LEU:HD12	2.05	0.72
3:M:295:LYS:HG2	3:M:332:MET:CE	2.20	0.72
1:B:87:LYS:CD	3:M:829:TRP:CD2	2.71	0.72
2:C:95:ASP:CG	3:M:722:GLN:OE1	2.28	0.72
3:M:176:LEU:N	3:M:176:LEU:HD12	2.05	0.72
3:M:295:LYS:HG2	3:M:332:MET:CE	2.20	0.72

Continued on next page...

Continued from previous page...

Atom-1	Atom-2	Interatomic distance (Å)	Clash overlap (Å)
2:C:96:LYS:CE	3:M:744:SER:HB3	2.20	0.72
2:C:96:LYS:CG	3:M:721:LYS:N	2.51	0.72
2:C:93:VAL:CG1	3:M:726:VAL:CG2	2.53	0.72
3:M:779:ARG:CZ	3:M:783:LEU:HD21	2.20	0.72
2:C:25:ILE:HB	2:C:68:PHE:HZ	1.55	0.72
1:B:124:GLN:CD	2:C:16:LEU:CB	2.57	0.72
2:C:93:VAL:HG21	3:M:726:VAL:N	2.04	0.72
3:M:244:SER:CB	3:M:246:PHE:N	2.53	0.72
3:M:754:ASP:HB3	3:M:757:GLN:HG2	1.72	0.72
3:M:244:SER:CB	3:M:246:PHE:N	2.53	0.72
3:M:166:MET:HE1	3:M:254:PHE:HB2	1.71	0.72
3:M:244:SER:CB	3:M:246:PHE:N	2.53	0.72
3:M:754:ASP:HB3	3:M:757:GLN:HG2	1.72	0.72
1:B:101:PHE:CD2	3:M:816:ILE:HD11	2.23	0.72
3:M:244:SER:CB	3:M:246:PHE:N	2.53	0.72
3:M:802:GLU:O	3:M:806:MET:HG3	1.89	0.72
2:C:87:PHE:HA	3:M:729:ALA:HA	1.68	0.72
3:M:166:MET:HE1	3:M:254:PHE:HB2	1.71	0.72
3:M:754:ASP:HB3	3:M:757:GLN:HG2	1.72	0.72
2:C:106:GLU:OE2	3:M:112:ALA:CB	2.38	0.72
3:M:244:SER:CB	3:M:246:PHE:N	2.53	0.72
3:M:803:TYR:O	3:M:807:VAL:CA	2.38	0.72
2:C:93:VAL:CG1	3:M:726:VAL:CG2	2.66	0.72
3:M:166:MET:HE1	3:M:254:PHE:HB2	1.71	0.72
2:C:93:VAL:CG1	3:M:726:VAL:CG2	2.66	0.72
3:M:244:SER:CB	3:M:246:PHE:N	2.53	0.72
3:M:244:SER:CB	3:M:246:PHE:N	2.53	0.72
3:M:754:ASP:HB3	3:M:757:GLN:HG2	1.72	0.72
3:M:166:MET:HE1	3:M:254:PHE:HB2	1.71	0.72
3:M:166:MET:HE1	3:M:254:PHE:HB2	1.71	0.72
3:M:244:SER:CB	3:M:246:PHE:N	2.53	0.72
3:M:754:ASP:HB3	3:M:757:GLN:HG2	1.72	0.72
2:C:139:TYR:N	3:M:738:MET:HB2	2.04	0.72
3:M:36:SER:O	3:M:52:ILE:HG12	1.89	0.72
2:C:97:GLU:HB2	3:M:10:PHE:CZ	2.25	0.72
1:B:101:PHE:CD2	3:M:816:ILE:HD11	2.23	0.72
3:M:546:THR:HG22	3:M:548:THR:N	2.05	0.72
3:M:546:THR:HG22	3:M:548:THR:N	2.05	0.72
3:M:271:GLU:CG	3:M:476:GLU:CG	2.65	0.72
3:M:295:LYS:HG2	3:M:332:MET:CE	2.20	0.72
3:M:546:THR:HG22	3:M:548:THR:N	2.05	0.72

Continued on next page...

Continued from previous page...

Atom-1	Atom-2	Interatomic distance (Å)	Clash overlap (Å)
2:C:25:ILE:HB	2:C:68:PHE:HZ	1.55	0.72
3:M:546:THR:HG22	3:M:548:THR:N	2.05	0.72
3:M:731:ALA:CA	3:M:732:ILE:N	2.49	0.72
3:M:271:GLU:CG	3:M:476:GLU:CG	2.65	0.72
3:M:295:LYS:HG2	3:M:332:MET:CE	2.20	0.72
3:M:546:THR:HG22	3:M:548:THR:N	2.05	0.72
3:M:271:GLU:CG	3:M:476:GLU:CG	2.65	0.72
3:M:295:LYS:HG2	3:M:332:MET:CE	2.20	0.72
3:M:754:ASP:HB3	3:M:757:GLN:HG2	1.72	0.72
1:B:101:PHE:CD2	3:M:816:ILE:HD11	2.23	0.72
3:M:546:THR:HG22	3:M:548:THR:N	2.05	0.72
3:M:546:THR:HG22	3:M:548:THR:N	2.05	0.72
3:M:271:GLU:CG	3:M:476:GLU:CG	2.65	0.72
3:M:295:LYS:HG2	3:M:332:MET:CE	2.20	0.72
3:M:754:ASP:HB3	3:M:757:GLN:HG2	1.72	0.72
3:M:271:GLU:CG	3:M:476:GLU:CG	2.65	0.72
3:M:295:LYS:HG2	3:M:332:MET:CE	2.20	0.72
2:C:96:LYS:HD2	3:M:721:LYS:HB3	1.71	0.72
3:M:546:THR:HG22	3:M:548:THR:N	2.05	0.72
2:C:102:VAL:CG1	3:M:725:ARG:NE	2.48	0.71
2:C:19:ARG:HH21	3:M:806:MET:CE	2.03	0.71
3:M:776:GLU:O	3:M:780:ASP:N	2.22	0.71
3:M:731:ALA:CA	3:M:732:ILE:N	2.49	0.71
3:M:244:SER:CB	3:M:246:PHE:N	2.53	0.71
3:M:30:LYS:H	3:M:781:ASP:N	1.87	0.71
3:M:244:SER:CB	3:M:246:PHE:N	2.53	0.71
3:M:508:ILE:HG23	3:M:766:PHE:CD1	2.25	0.71
3:M:82:PRO:O	3:M:724:TYR:HE1	1.71	0.71
3:M:244:SER:CB	3:M:246:PHE:N	2.53	0.71
3:M:244:SER:CB	3:M:246:PHE:N	2.53	0.71
3:M:244:SER:CB	3:M:246:PHE:N	2.53	0.71
2:C:93:VAL:HG21	3:M:725:ARG:C	2.09	0.71
3:M:14:ALA:HB3	3:M:15:PRO:HD3	1.72	0.71
3:M:487:LEU:O	3:M:490:PHE:HB3	1.88	0.71
3:M:14:ALA:HB3	3:M:15:PRO:HD3	1.72	0.71
3:M:487:LEU:O	3:M:490:PHE:HB3	1.88	0.71
3:M:14:ALA:HB3	3:M:15:PRO:HD3	1.72	0.71
3:M:487:LEU:O	3:M:490:PHE:HB3	1.88	0.71
3:M:487:LEU:O	3:M:490:PHE:HB3	1.88	0.71
3:M:14:ALA:HB3	3:M:15:PRO:HD3	1.72	0.71
3:M:487:LEU:O	3:M:490:PHE:HB3	1.88	0.71

Continued on next page...

Continued from previous page...

Atom-1	Atom-2	Interatomic distance (Å)	Clash overlap (Å)
3:M:14:ALA:HB3	3:M:15:PRO:HD3	1.72	0.71
3:M:487:LEU:O	3:M:490:PHE:HB3	1.88	0.71
3:M:270:LEU:C	3:M:285:TYR:HE1	1.90	0.71
3:M:536:LEU:HD13	3:M:550:PHE:CZ	2.24	0.71
1:B:101:PHE:CD2	3:M:816:ILE:HD11	2.23	0.71
3:M:270:LEU:C	3:M:285:TYR:HE1	1.90	0.71
3:M:536:LEU:HD13	3:M:550:PHE:CZ	2.24	0.71
2:C:93:VAL:CG1	3:M:726:VAL:CG2	2.66	0.71
3:M:237:THR:HG22	3:M:239:ARG:H	1.54	0.71
3:M:270:LEU:C	3:M:285:TYR:HE1	1.90	0.71
3:M:536:LEU:HD13	3:M:550:PHE:CZ	2.24	0.71
3:M:270:LEU:C	3:M:285:TYR:HE1	1.90	0.71
3:M:536:LEU:HD13	3:M:550:PHE:CZ	2.24	0.71
3:M:237:THR:HG22	3:M:239:ARG:H	1.54	0.71
2:C:94:PHE:H	3:M:26:GLU:CB	2.01	0.71
3:M:270:LEU:C	3:M:285:TYR:HE1	1.90	0.71
3:M:536:LEU:HD13	3:M:550:PHE:CZ	2.24	0.71
3:M:237:THR:HG22	3:M:239:ARG:H	1.54	0.71
2:C:40:ASN:HD21	3:M:793:ARG:HH12	1.31	0.71
3:M:270:LEU:C	3:M:285:TYR:HE1	1.90	0.71
3:M:536:LEU:HD13	3:M:550:PHE:CZ	2.24	0.71
3:M:762:HIS:CD2	3:M:762:HIS:H	2.08	0.71
2:C:25:ILE:HB	2:C:68:PHE:HZ	1.55	0.71
3:M:270:LEU:C	3:M:285:TYR:HE1	1.90	0.71
3:M:536:LEU:HD13	3:M:550:PHE:CZ	2.24	0.71
2:C:147:MET:HG3	3:M:733:PRO:HD3	1.72	0.71
3:M:237:THR:HG22	3:M:239:ARG:H	1.54	0.71
1:B:87:LYS:CD	3:M:829:TRP:CD2	2.71	0.71
3:M:237:THR:HG22	3:M:239:ARG:H	1.54	0.71
3:M:270:LEU:C	3:M:285:TYR:HE1	1.90	0.71
3:M:536:LEU:HD13	3:M:550:PHE:CZ	2.24	0.71
3:M:754:ASP:HB3	3:M:757:GLN:HG2	1.72	0.71
2:C:89:GLU:OE1	3:M:731:ALA:CA	2.38	0.71
1:B:101:PHE:CD2	3:M:816:ILE:HD11	2.23	0.71
3:M:36:SER:O	3:M:52:ILE:HG12	1.89	0.71
3:M:519:LEU:HD12	3:M:519:LEU:N	2.04	0.71
3:M:36:SER:O	3:M:52:ILE:HG12	1.89	0.71
3:M:519:LEU:HD12	3:M:519:LEU:N	2.04	0.71
3:M:36:SER:O	3:M:52:ILE:HG12	1.89	0.71
3:M:519:LEU:HD12	3:M:519:LEU:N	2.04	0.71
2:C:114:LEU:CB	3:M:26:GLU:HB2	1.81	0.71

Continued on next page...

Continued from previous page...

Atom-1	Atom-2	Interatomic distance (Å)	Clash overlap (Å)
3:M:36:SER:O	3:M:52:ILE:HG12	1.89	0.71
3:M:85:TYR:CG	3:M:776:GLU:HB2	2.25	0.71
3:M:519:LEU:HD12	3:M:519:LEU:N	2.04	0.71
1:B:87:LYS:CD	3:M:829:TRP:CD2	2.71	0.71
2:C:98:GLY:N	3:M:718:ALA:CB	2.52	0.71
3:M:802:GLU:O	3:M:806:MET:HG3	1.89	0.71
2:C:90:GLY:O	3:M:26:GLU:C	2.29	0.71
3:M:36:SER:O	3:M:52:ILE:HG12	1.89	0.71
3:M:519:LEU:HD12	3:M:519:LEU:N	2.04	0.71
3:M:36:SER:O	3:M:52:ILE:HG12	1.89	0.71
3:M:519:LEU:HD12	3:M:519:LEU:N	2.04	0.71
3:M:36:SER:O	3:M:52:ILE:HG12	1.89	0.71
3:M:519:LEU:HD12	3:M:519:LEU:N	2.04	0.71
2:C:25:ILE:HB	2:C:68:PHE:HZ	1.55	0.71
3:M:778:MET:O	3:M:782:LYS:CA	2.38	0.71
3:M:36:SER:O	3:M:52:ILE:HG12	1.89	0.71
3:M:519:LEU:HD12	3:M:519:LEU:N	2.04	0.71
1:B:101:PHE:CD2	3:M:816:ILE:HD11	2.23	0.71
3:M:176:LEU:N	3:M:176:LEU:HD12	2.05	0.71
1:B:128:PHE:CE1	3:M:817:GLN:CG	2.74	0.71
2:C:12:GLU:C	3:M:810:ARG:NH2	2.42	0.71
3:M:88:ILE:CD1	3:M:776:GLU:CD	2.59	0.71
2:C:93:VAL:CG1	3:M:726:VAL:CG2	2.54	0.71
2:C:25:ILE:HB	2:C:68:PHE:HZ	1.55	0.71
3:M:802:GLU:O	3:M:806:MET:HG3	1.89	0.71
2:C:103:MET:HE1	3:M:11:GLY:HA2	1.72	0.71
3:M:729:ALA:CB	3:M:790:THR:HG1	1.76	0.71
3:M:708:ARG:HD2	3:M:769:ALA:CB	2.20	0.71
2:C:25:ILE:HB	2:C:68:PHE:HZ	1.55	0.71
3:M:754:ASP:HB3	3:M:757:GLN:HG2	1.72	0.71
2:C:144:LYS:N	3:M:733:PRO:HD2	2.04	0.71
3:M:244:SER:CB	3:M:246:PHE:N	2.53	0.71
3:M:244:SER:CB	3:M:246:PHE:N	2.53	0.71
3:M:244:SER:CB	3:M:246:PHE:N	2.53	0.71
3:M:244:SER:CB	3:M:246:PHE:N	2.53	0.71
1:B:128:PHE:CE1	3:M:817:GLN:CG	2.74	0.71
2:C:25:ILE:HB	2:C:68:PHE:HZ	1.55	0.71
3:M:244:SER:CB	3:M:246:PHE:N	2.53	0.71
3:M:244:SER:CB	3:M:246:PHE:N	2.53	0.71
3:M:726:VAL:CB	3:M:786:ILE:HD11	2.20	0.71
1:B:128:PHE:CE1	3:M:817:GLN:CG	2.74	0.71

Continued on next page...

Continued from previous page...

Atom-1	Atom-2	Interatomic distance (Å)	Clash overlap (Å)
1:B:128:PHE:CE1	3:M:817:GLN:CG	2.74	0.71
2:C:61:LYS:HD2	2:C:71:MET:HG3	1.73	0.71
2:C:25:ILE:HB	2:C:68:PHE:HZ	1.55	0.71
2:C:92:ARG:HH12	3:M:736:GLN:CG	2.00	0.71
3:M:431:LYS:CD	3:M:601:ASP:N	2.48	0.71
3:M:431:LYS:CD	3:M:601:ASP:N	2.48	0.71
3:M:431:LYS:CD	3:M:601:ASP:N	2.48	0.71
3:M:431:LYS:CD	3:M:601:ASP:N	2.48	0.71
3:M:431:LYS:CD	3:M:601:ASP:N	2.48	0.71
1:B:36:GLN:NE2	1:B:49:GLU:HB2	2.06	0.71
3:M:431:LYS:CD	3:M:601:ASP:N	2.48	0.71
3:M:166:MET:HE1	3:M:254:PHE:HB2	1.72	0.71
3:M:166:MET:HE1	3:M:254:PHE:HB2	1.72	0.71
3:M:754:ASP:HB3	3:M:757:GLN:HG2	1.72	0.71
3:M:245:ARG:HD3	3:M:271:GLU:OE1	1.90	0.71
3:M:166:MET:HE1	3:M:254:PHE:HB2	1.72	0.71
1:B:87:LYS:CD	3:M:829:TRP:CD2	2.71	0.71
3:M:166:MET:HE1	3:M:254:PHE:HB2	1.72	0.71
3:M:245:ARG:HD3	3:M:271:GLU:OE1	1.90	0.71
2:C:96:LYS:N	3:M:23:GLU:N	2.34	0.71
3:M:82:PRO:C	3:M:724:TYR:CD1	2.64	0.71
3:M:166:MET:HE1	3:M:254:PHE:HB2	1.72	0.71
1:B:128:PHE:CE1	3:M:817:GLN:CG	2.74	0.71
3:M:245:ARG:HD3	3:M:271:GLU:OE1	1.90	0.71
3:M:166:MET:HE1	3:M:254:PHE:HB2	1.72	0.71
3:M:166:MET:HE1	3:M:254:PHE:HB2	1.72	0.71
3:M:245:ARG:HD3	3:M:271:GLU:OE1	1.90	0.71
3:M:245:ARG:HD3	3:M:271:GLU:OE1	1.90	0.71
1:B:128:PHE:CE1	3:M:817:GLN:CG	2.74	0.71
3:M:166:MET:HE1	3:M:254:PHE:HB2	1.72	0.71
3:M:266:GLU:HA	3:M:442:VAL:HG11	0.73	0.71
3:M:266:GLU:HA	3:M:442:VAL:HG11	0.73	0.71
3:M:779:ARG:HA	3:M:783:LEU:HD12	1.73	0.71
3:M:266:GLU:HA	3:M:442:VAL:HG11	0.73	0.71
2:C:90:GLY:O	3:M:21:GLU:CB	2.36	0.71
3:M:266:GLU:HA	3:M:442:VAL:HG11	0.73	0.71
1:B:36:GLN:NE2	1:B:49:GLU:HB2	2.06	0.71
2:C:93:VAL:CG1	3:M:726:VAL:CG2	2.66	0.71
3:M:266:GLU:HA	3:M:442:VAL:HG11	0.73	0.71
3:M:804:ARG:HD2	3:M:808:GLU:OE2	1.90	0.71
3:M:805:ARG:HA	3:M:808:GLU:CA	2.20	0.71

Continued on next page...

Continued from previous page...

Atom-1	Atom-2	Interatomic distance (Å)	Clash overlap (Å)
3:M:266:GLU:HA	3:M:442:VAL:HG11	0.73	0.71
3:M:267:THR:HB	3:M:442:VAL:CG2	2.21	0.71
3:M:267:THR:HB	3:M:442:VAL:CG2	2.21	0.71
3:M:176:LEU:N	3:M:176:LEU:HD12	2.05	0.71
3:M:578:HIS:CB	3:M:592:ILE:HD12	2.21	0.71
2:C:61:LYS:HD2	2:C:71:MET:HG3	1.73	0.71
3:M:267:THR:HB	3:M:442:VAL:CG2	2.21	0.71
3:M:267:THR:HB	3:M:442:VAL:CG2	2.21	0.71
2:C:86:ASP:HB3	3:M:728:ASN:HB2	1.62	0.71
3:M:176:LEU:N	3:M:176:LEU:HD12	2.05	0.71
3:M:578:HIS:CB	3:M:592:ILE:HD12	2.21	0.71
3:M:267:THR:HB	3:M:442:VAL:CG2	2.21	0.71
3:M:176:LEU:N	3:M:176:LEU:HD12	2.05	0.71
3:M:578:HIS:CB	3:M:592:ILE:HD12	2.21	0.71
3:M:267:THR:HB	3:M:442:VAL:CG2	2.21	0.71
1:B:128:PHE:CE1	3:M:817:GLN:CG	2.74	0.71
3:M:267:THR:HB	3:M:442:VAL:CG2	2.21	0.71
3:M:176:LEU:N	3:M:176:LEU:HD12	2.05	0.71
3:M:578:HIS:CB	3:M:592:ILE:HD12	2.21	0.71
3:M:176:LEU:N	3:M:176:LEU:HD12	2.05	0.71
3:M:578:HIS:CB	3:M:592:ILE:HD12	2.21	0.71
3:M:267:THR:HB	3:M:442:VAL:CG2	2.21	0.71
2:C:61:LYS:HD2	2:C:71:MET:HG3	1.73	0.71
3:M:36:SER:O	3:M:52:ILE:HG12	1.89	0.71
2:C:89:GLU:HA	3:M:725:ARG:NE	1.77	0.71
2:C:91:LEU:CA	3:M:725:ARG:HH11	2.03	0.71
3:M:36:SER:O	3:M:52:ILE:HG12	1.89	0.71
3:M:36:SER:O	3:M:52:ILE:HG12	1.89	0.71
2:C:106:GLU:CD	3:M:17:LEU:CB	2.58	0.71
2:C:109:HIS:CA	3:M:19:LYS:NZ	2.52	0.71
3:M:36:SER:O	3:M:52:ILE:HG12	1.89	0.71
3:M:36:SER:O	3:M:52:ILE:HG12	1.89	0.71
3:M:36:SER:O	3:M:52:ILE:HG12	1.89	0.71
3:M:273:SER:HG	3:M:598:LYS:HD3	1.55	0.71
3:M:762:HIS:CD2	3:M:762:HIS:H	2.08	0.71
1:B:128:PHE:CE1	3:M:817:GLN:CG	2.74	0.71
3:M:273:SER:HG	3:M:598:LYS:HD3	1.55	0.71
1:B:87:LYS:CD	3:M:829:TRP:CD2	2.71	0.71
1:B:128:PHE:CE1	3:M:817:GLN:CG	2.74	0.71
3:M:273:SER:HG	3:M:598:LYS:HD3	1.55	0.71
3:M:762:HIS:CD2	3:M:762:HIS:H	2.08	0.71

Continued on next page...

Continued from previous page...

Atom-1	Atom-2	Interatomic distance (Å)	Clash overlap (Å)
1:B:128:PHE:CE1	3:M:817:GLN:CG	2.74	0.71
3:M:273:SER:HG	3:M:598:LYS:HD3	1.55	0.71
3:M:754:ASP:HB3	3:M:757:GLN:HG2	1.72	0.71
2:C:96:LYS:O	3:M:719:ASP:N	2.12	0.71
3:M:273:SER:HG	3:M:598:LYS:HD3	1.55	0.71
3:M:273:SER:HG	3:M:598:LYS:HD3	1.55	0.71
3:M:273:SER:HG	3:M:598:LYS:HD3	1.55	0.71
3:M:762:HIS:CD2	3:M:762:HIS:H	2.08	0.71
3:M:731:ALA:CA	3:M:732:ILE:N	2.49	0.71
3:M:273:SER:HG	3:M:598:LYS:HD3	1.55	0.71
3:M:762:HIS:CD2	3:M:762:HIS:H	2.08	0.71
3:M:176:LEU:N	3:M:176:LEU:HD12	2.05	0.71
1:B:36:GLN:NE2	1:B:49:GLU:HB2	2.06	0.71
3:M:176:LEU:N	3:M:176:LEU:HD12	2.05	0.71
1:B:124:GLN:CG	2:C:17:PHE:HA	2.14	0.71
2:C:61:LYS:HD2	2:C:71:MET:HG3	1.73	0.71
3:M:295:LYS:HG2	3:M:332:MET:CE	2.20	0.71
2:C:61:LYS:HD2	2:C:71:MET:HG3	1.73	0.71
3:M:176:LEU:N	3:M:176:LEU:HD12	2.05	0.71
1:B:36:GLN:NE2	1:B:49:GLU:HB2	2.06	0.71
3:M:176:LEU:N	3:M:176:LEU:HD12	2.05	0.71
1:B:87:LYS:CD	3:M:829:TRP:CD2	2.71	0.71
3:M:176:LEU:N	3:M:176:LEU:HD12	2.05	0.71
3:M:754:ASP:HB3	3:M:757:GLN:HG2	1.72	0.71
3:M:176:LEU:N	3:M:176:LEU:HD12	2.05	0.71
3:M:14:ALA:HB3	3:M:15:PRO:HD3	1.72	0.71
3:M:787:ILE:HG22	3:M:788:THR:N	2.06	0.71
3:M:14:ALA:HB3	3:M:15:PRO:HD3	1.72	0.71
2:C:61:LYS:HD2	2:C:71:MET:HG3	1.73	0.71
3:M:762:HIS:CD2	3:M:762:HIS:H	2.08	0.71
2:C:93:VAL:HG22	3:M:721:LYS:O	1.91	0.71
3:M:14:ALA:HB3	3:M:15:PRO:HD3	1.72	0.71
3:M:14:ALA:HB3	3:M:15:PRO:HD3	1.72	0.71
2:C:139:TYR:C	3:M:736:GLN:HG2	2.11	0.71
2:C:92:ARG:O	3:M:25:ILE:CA	2.38	0.71
3:M:14:ALA:HB3	3:M:15:PRO:HD3	1.72	0.71
3:M:85:TYR:HB2	3:M:776:GLU:OE2	1.90	0.71
1:B:36:GLN:NE2	1:B:49:GLU:HB2	2.06	0.71
3:M:14:ALA:HB3	3:M:15:PRO:HD3	1.72	0.71
3:M:14:ALA:HB3	3:M:15:PRO:HD3	1.72	0.71
2:C:96:LYS:HZ1	3:M:725:ARG:HB2	0.58	0.71

Continued on next page...

Continued from previous page...

Atom-1	Atom-2	Interatomic distance (Å)	Clash overlap (Å)
3:M:14:ALA:HB3	3:M:15:PRO:HD3	1.72	0.71
2:C:107:LEU:CD2	3:M:725:ARG:HD3	2.19	0.71
1:B:87:LYS:CD	3:M:829:TRP:CD2	2.71	0.71
2:C:25:ILE:HB	2:C:68:PHE:HZ	1.55	0.71
3:M:266:GLU:HA	3:M:442:VAL:HG11	0.73	0.71
1:B:36:GLN:NE2	1:B:49:GLU:HB2	2.06	0.71
1:B:87:LYS:CD	3:M:829:TRP:CH2	2.50	0.71
3:M:754:ASP:HB3	3:M:757:GLN:HG2	1.72	0.71
2:C:61:LYS:HD2	2:C:71:MET:HG3	1.73	0.71
1:B:36:GLN:NE2	1:B:49:GLU:HB2	2.06	0.71
2:C:61:LYS:HD2	2:C:71:MET:HG3	1.73	0.71
2:C:105:ALA:HB1	3:M:21:GLU:CG	2.18	0.71
2:C:114:LEU:HD22	3:M:26:GLU:O	1.91	0.71
2:C:114:LEU:O	3:M:26:GLU:OE1	2.08	0.71
3:M:83:PRO:CB	3:M:780:ASP:HB2	2.11	0.71
2:C:97:GLU:HG3	3:M:24:ARG:HE	1.55	0.71
3:M:28:GLN:CG	3:M:722:GLN:HG3	2.19	0.71
3:M:84:LYS:CD	3:M:720:PHE:O	2.38	0.71
3:M:707:CYS:O	3:M:711:PHE:C	2.29	0.71
1:B:36:GLN:NE2	1:B:49:GLU:HB2	2.06	0.71
1:B:128:PHE:CD1	3:M:817:GLN:HG2	2.26	0.71
3:M:787:ILE:HG22	3:M:788:THR:N	2.06	0.71
1:B:128:PHE:CD1	3:M:817:GLN:HG2	2.26	0.71
1:B:15:VAL:HG13	1:B:85:GLY:HA3	1.73	0.71
1:B:128:PHE:CE1	3:M:817:GLN:CG	2.74	0.71
3:M:578:HIS:CB	3:M:592:ILE:HD12	2.21	0.70
1:B:34:ILE:HD11	3:M:834:LEU:HD23	1.73	0.70
1:B:101:PHE:CD2	3:M:816:ILE:HD11	2.23	0.70
3:M:804:ARG:O	3:M:808:GLU:HG3	1.91	0.70
1:B:34:ILE:HD11	3:M:834:LEU:HD23	1.73	0.70
3:M:271:GLU:CG	3:M:476:GLU:CG	2.64	0.70
3:M:271:GLU:CG	3:M:476:GLU:CG	2.64	0.70
1:B:36:GLN:NE2	1:B:49:GLU:HB2	2.06	0.70
1:B:128:PHE:CD1	3:M:817:GLN:HG2	2.26	0.70
3:M:271:GLU:CG	3:M:476:GLU:CG	2.64	0.70
1:B:15:VAL:HG13	1:B:85:GLY:HA3	1.73	0.70
3:M:93:MET:CA	3:M:772:LEU:HD22	2.18	0.70
3:M:271:GLU:CG	3:M:476:GLU:CG	2.64	0.70
3:M:762:HIS:CD2	3:M:762:HIS:H	2.08	0.70
2:C:25:ILE:HB	2:C:68:PHE:HZ	1.55	0.70
2:C:25:ILE:HB	2:C:68:PHE:HZ	1.55	0.70

Continued on next page...

Continued from previous page...

Atom-1	Atom-2	Interatomic distance (Å)	Clash overlap (Å)
3:M:271:GLU:CG	3:M:476:GLU:CG	2.64	0.70
3:M:271:GLU:CG	3:M:476:GLU:CG	2.64	0.70
3:M:754:ASP:HB3	3:M:757:GLN:HG2	1.72	0.70
3:M:271:GLU:CG	3:M:476:GLU:CG	2.64	0.70
2:C:96:LYS:O	3:M:719:ASP:OD1	2.09	0.70
3:M:762:HIS:CD2	3:M:762:HIS:H	2.08	0.70
1:B:34:ILE:HD13	3:M:834:LEU:CD2	2.21	0.70
1:B:36:GLN:NE2	1:B:49:GLU:HB2	2.06	0.70
3:M:271:GLU:CG	3:M:476:GLU:CG	2.64	0.70
1:B:128:PHE:CE1	3:M:817:GLN:CG	2.74	0.70
2:C:96:LYS:C	3:M:718:ALA:HB1	2.12	0.70
3:M:779:ARG:O	3:M:780:ASP:O	2.07	0.70
3:M:787:ILE:HG22	3:M:788:THR:N	2.06	0.70
3:M:123:CYS:HB2	3:M:158:ILE:HD11	1.73	0.70
3:M:123:CYS:HB2	3:M:158:ILE:HD11	1.73	0.70
3:M:754:ASP:HB3	3:M:757:GLN:HG2	1.72	0.70
3:M:123:CYS:HB2	3:M:158:ILE:HD11	1.73	0.70
2:C:93:VAL:CG1	3:M:726:VAL:CG2	2.66	0.70
2:C:95:ASP:OD1	3:M:21:GLU:HB2	1.91	0.70
3:M:29:ASN:OD1	3:M:782:LYS:CB	2.21	0.70
3:M:123:CYS:HB2	3:M:158:ILE:HD11	1.73	0.70
2:C:61:LYS:HD2	2:C:71:MET:HG3	1.73	0.70
2:C:103:MET:CG	3:M:19:LYS:HZ2	0.40	0.70
3:M:123:CYS:HB2	3:M:158:ILE:HD11	1.73	0.70
1:B:87:LYS:CD	3:M:829:TRP:CD2	2.71	0.70
3:M:123:CYS:HB2	3:M:158:ILE:HD11	1.73	0.70
1:B:34:ILE:HD13	3:M:834:LEU:CD2	2.21	0.70
3:M:123:CYS:HB2	3:M:158:ILE:HD11	1.73	0.70
1:B:34:ILE:HD11	3:M:834:LEU:HD23	1.73	0.70
2:C:40:ASN:ND2	3:M:793:ARG:HH12	1.89	0.70
3:M:778:MET:O	3:M:782:LYS:CB	2.39	0.70
3:M:123:CYS:HB2	3:M:158:ILE:HD11	1.73	0.70
2:C:110:VAL:CG1	3:M:726:VAL:HG13	2.21	0.70
2:C:139:TYR:HE2	3:M:725:ARG:NE	1.89	0.70
3:M:295:LYS:HG2	3:M:332:MET:CE	2.20	0.70
3:M:295:LYS:HG2	3:M:332:MET:CE	2.20	0.70
1:B:15:VAL:HG13	1:B:85:GLY:HA3	1.74	0.70
3:M:754:ASP:HB3	3:M:757:GLN:HG2	1.72	0.70
3:M:295:LYS:HG2	3:M:332:MET:CE	2.20	0.70
1:B:34:ILE:HD13	3:M:834:LEU:CD2	2.21	0.70
3:M:25:ILE:O	3:M:781:ASP:HA	1.90	0.70

Continued on next page...

Continued from previous page...

Atom-1	Atom-2	Interatomic distance (Å)	Clash overlap (Å)
3:M:295:LYS:HG2	3:M:332:MET:CE	2.20	0.70
3:M:707:CYS:C	3:M:712:PRO:HA	2.07	0.70
3:M:295:LYS:HG2	3:M:332:MET:CE	2.20	0.70
3:M:295:LYS:HG2	3:M:332:MET:CE	2.20	0.70
1:B:87:LYS:CD	3:M:829:TRP:CD2	2.71	0.70
3:M:123:CYS:HB2	3:M:158:ILE:HD11	1.73	0.70
1:B:34:ILE:HD11	3:M:834:LEU:HD23	1.73	0.70
1:B:128:PHE:CE1	3:M:817:GLN:CG	2.74	0.70
1:B:36:GLN:NE2	1:B:49:GLU:HB2	2.06	0.70
3:M:123:CYS:HB2	3:M:158:ILE:HD11	1.73	0.70
3:M:123:CYS:HB2	3:M:158:ILE:HD11	1.73	0.70
1:B:36:GLN:NE2	1:B:49:GLU:HB2	2.06	0.70
3:M:123:CYS:HB2	3:M:158:ILE:HD11	1.73	0.70
3:M:123:CYS:HB2	3:M:158:ILE:HD11	1.73	0.70
3:M:507:GLY:O	3:M:764:LYS:CD	2.38	0.70
3:M:802:GLU:OE2	3:M:809:ARG:NH1	2.24	0.70
1:B:128:PHE:CE1	3:M:817:GLN:CG	2.74	0.70
1:B:36:GLN:NE2	1:B:49:GLU:HB2	2.06	0.70
3:M:267:THR:HB	3:M:442:VAL:CG2	2.21	0.70
3:M:762:HIS:CD2	3:M:762:HIS:H	2.08	0.70
1:B:15:VAL:HG13	1:B:85:GLY:HA3	1.74	0.70
3:M:810:ARG:HG2	3:M:810:ARG:HH11	1.57	0.70
3:M:578:HIS:HB2	3:M:592:ILE:HD12	1.74	0.70
1:B:34:ILE:HD13	3:M:834:LEU:CD2	2.22	0.70
3:M:93:MET:CG	3:M:772:LEU:CD2	2.69	0.70
3:M:578:HIS:HB2	3:M:592:ILE:HD12	1.74	0.70
3:M:754:ASP:HB3	3:M:757:GLN:HG2	1.72	0.70
3:M:578:HIS:HB2	3:M:592:ILE:HD12	1.74	0.70
1:B:128:PHE:CE2	3:M:821:ARG:NH2	2.60	0.70
1:B:36:GLN:NE2	1:B:49:GLU:HB2	2.06	0.70
2:C:98:GLY:N	3:M:718:ALA:CB	2.52	0.70
3:M:578:HIS:HB2	3:M:592:ILE:HD12	1.74	0.70
2:C:61:LYS:HD2	2:C:71:MET:HG3	1.73	0.70
3:M:578:HIS:HB2	3:M:592:ILE:HD12	1.74	0.70
3:M:787:ILE:HG22	3:M:788:THR:N	2.06	0.70
2:C:40:ASN:HD21	3:M:793:ARG:HH12	1.30	0.70
1:B:15:VAL:HG13	1:B:85:GLY:HA3	1.73	0.70
1:B:36:GLN:NE2	1:B:49:GLU:HB2	2.06	0.70
2:C:139:TYR:HE1	3:M:721:LYS:HG3	1.54	0.70
1:B:128:PHE:CE1	3:M:817:GLN:CG	2.74	0.70
3:M:274:ARG:NH2	3:M:282:GLU:OE1	2.24	0.70

Continued on next page...

Continued from previous page...

Atom-1	Atom-2	Interatomic distance (Å)	Clash overlap (Å)
1:B:128:PHE:CE1	3:M:817:GLN:CG	2.74	0.70
1:B:128:PHE:CD1	3:M:817:GLN:HG2	2.26	0.70
1:B:36:GLN:NE2	1:B:49:GLU:HB2	2.06	0.70
1:B:101:PHE:CD2	3:M:816:ILE:HD13	2.15	0.70
1:B:128:PHE:CE2	3:M:821:ARG:NH2	2.60	0.70
2:C:61:LYS:HD2	2:C:71:MET:HG3	1.73	0.70
2:C:103:MET:CE	3:M:11:GLY:H	2.00	0.70
3:M:25:ILE:CD1	3:M:786:ILE:HG21	2.20	0.70
1:B:128:PHE:CE1	3:M:817:GLN:CG	2.74	0.70
1:B:128:PHE:CD1	3:M:817:GLN:HG2	2.26	0.70
3:M:82:PRO:HD2	3:M:724:TYR:CE1	2.25	0.70
1:B:15:VAL:HG13	1:B:85:GLY:HA3	1.73	0.70
1:B:128:PHE:CD1	3:M:817:GLN:HG2	2.27	0.70
1:B:101:PHE:CD2	3:M:816:ILE:HD11	2.23	0.70
1:B:34:ILE:HD11	3:M:834:LEU:HD23	1.73	0.70
3:M:95:THR:OG1	3:M:770:GLY:N	2.24	0.70
3:M:779:ARG:C	3:M:780:ASP:C	2.49	0.70
3:M:787:ILE:HG22	3:M:788:THR:N	2.06	0.70
1:B:34:ILE:HD13	3:M:834:LEU:CD2	2.22	0.70
3:M:22:LYS:C	3:M:787:ILE:CG1	2.59	0.70
3:M:85:TYR:HA	3:M:776:GLU:HG3	1.72	0.70
3:M:578:HIS:HB2	3:M:592:ILE:HD12	1.74	0.70
3:M:578:HIS:HB2	3:M:592:ILE:HD12	1.74	0.70
1:B:101:PHE:CD2	3:M:816:ILE:HD11	2.23	0.70
3:M:578:HIS:HB2	3:M:592:ILE:HD12	1.74	0.70
1:B:128:PHE:CD1	3:M:817:GLN:HG2	2.26	0.70
3:M:30:LYS:N	3:M:781:ASP:N	2.37	0.70
3:M:578:HIS:HB2	3:M:592:ILE:HD12	1.74	0.70
2:C:92:ARG:NH1	3:M:744:SER:H	1.90	0.70
3:M:578:HIS:HB2	3:M:592:ILE:HD12	1.74	0.70
1:B:34:ILE:HD13	3:M:834:LEU:CD2	2.21	0.70
1:B:128:PHE:CD1	3:M:817:GLN:HG2	2.26	0.70
3:M:578:HIS:HB2	3:M:592:ILE:HD12	1.74	0.70
3:M:578:HIS:HB2	3:M:592:ILE:HD12	1.74	0.70
2:C:40:ASN:HD21	3:M:793:ARG:HH12	1.31	0.70
2:C:92:ARG:NH1	3:M:744:SER:H	1.89	0.70
1:B:128:PHE:CE2	3:M:821:ARG:NH2	2.60	0.70
3:M:578:HIS:HB2	3:M:592:ILE:HD12	1.74	0.70
3:M:274:ARG:NH2	3:M:282:GLU:OE1	2.24	0.70
3:M:578:HIS:HB2	3:M:592:ILE:HD12	1.74	0.70
2:C:93:VAL:CG2	3:M:725:ARG:HB2	2.03	0.70

Continued on next page...

Continued from previous page...

Atom-1	Atom-2	Interatomic distance (Å)	Clash overlap (Å)
3:M:274:ARG:NH2	3:M:282:GLU:OE1	2.24	0.70
3:M:578:HIS:HB2	3:M:592:ILE:HD12	1.74	0.70
3:M:14:ALA:HB3	3:M:15:PRO:HD3	1.72	0.70
3:M:166:MET:HE3	3:M:254:PHE:HD2	1.57	0.70
1:B:128:PHE:CE2	3:M:821:ARG:NH2	2.60	0.70
3:M:274:ARG:NH2	3:M:282:GLU:OE1	2.24	0.70
3:M:578:HIS:HB2	3:M:592:ILE:HD12	1.74	0.70
3:M:274:ARG:NH2	3:M:282:GLU:OE1	2.24	0.70
3:M:578:HIS:HB2	3:M:592:ILE:HD12	1.74	0.70
3:M:274:ARG:NH2	3:M:282:GLU:OE1	2.24	0.70
3:M:578:HIS:HB2	3:M:592:ILE:HD12	1.74	0.70
3:M:787:ILE:HG22	3:M:788:THR:N	2.06	0.70
1:B:128:PHE:CE1	3:M:817:GLN:CG	2.74	0.70
1:B:128:PHE:CD1	3:M:817:GLN:HG2	2.26	0.70
3:M:274:ARG:NH2	3:M:282:GLU:OE1	2.24	0.70
3:M:578:HIS:HB2	3:M:592:ILE:HD12	1.74	0.70
1:B:128:PHE:CD1	3:M:817:GLN:HG2	2.26	0.70
3:M:431:LYS:CD	3:M:601:ASP:N	2.48	0.70
1:B:128:PHE:CE2	3:M:821:ARG:NH2	2.60	0.70
3:M:431:LYS:CD	3:M:601:ASP:N	2.48	0.70
3:M:267:THR:HB	3:M:442:VAL:CG2	2.21	0.70
3:M:428:ALA:O	3:M:601:ASP:CB	2.33	0.70
3:M:431:LYS:CD	3:M:601:ASP:N	2.48	0.70
1:B:34:ILE:HD13	3:M:834:LEU:CD2	2.21	0.70
2:C:40:ASN:ND2	3:M:793:ARG:HH12	1.88	0.70
3:M:431:LYS:CD	3:M:601:ASP:N	2.48	0.70
3:M:267:THR:HB	3:M:442:VAL:CG2	2.21	0.70
3:M:428:ALA:O	3:M:601:ASP:CB	2.33	0.70
1:B:128:PHE:CE1	3:M:817:GLN:CG	2.74	0.70
2:C:96:LYS:HA	3:M:22:LYS:H	1.54	0.70
3:M:431:LYS:CD	3:M:601:ASP:N	2.48	0.70
3:M:267:THR:HB	3:M:442:VAL:CG2	2.21	0.70
3:M:428:ALA:O	3:M:601:ASP:CB	2.33	0.70
3:M:431:LYS:CD	3:M:601:ASP:N	2.48	0.70
3:M:431:LYS:CD	3:M:601:ASP:N	2.48	0.70
1:B:15:VAL:HG13	1:B:85:GLY:HA3	1.73	0.70
3:M:267:THR:HB	3:M:442:VAL:CG2	2.21	0.70
3:M:428:ALA:O	3:M:601:ASP:CB	2.33	0.70
3:M:267:THR:HB	3:M:442:VAL:CG2	2.21	0.70
3:M:428:ALA:O	3:M:601:ASP:CB	2.33	0.70
3:M:431:LYS:CD	3:M:601:ASP:N	2.48	0.70

Continued on next page...

Continued from previous page...

Atom-1	Atom-2	Interatomic distance (Å)	Clash overlap (Å)
2:C:137:ILE:HD13	3:M:736:GLN:NE2	2.05	0.70
1:B:126:ASP:N	2:C:19:ARG:C	2.36	0.70
3:M:779:ARG:CZ	3:M:783:LEU:CD2	2.70	0.70
3:M:502:GLU:CD	3:M:766:PHE:CE1	2.65	0.70
2:C:61:LYS:HD2	2:C:71:MET:HG3	1.73	0.70
1:B:36:GLN:NE2	1:B:49:GLU:HB2	2.06	0.70
3:M:274:ARG:NH2	3:M:282:GLU:OE1	2.24	0.70
3:M:274:ARG:NH2	3:M:282:GLU:OE1	2.24	0.70
3:M:274:ARG:NH2	3:M:282:GLU:OE1	2.24	0.70
2:C:107:LEU:O	3:M:22:LYS:HE3	1.91	0.70
3:M:83:PRO:HB2	3:M:780:ASP:HB3	1.69	0.70
3:M:274:ARG:NH2	3:M:282:GLU:OE1	2.24	0.70
1:B:87:LYS:CD	3:M:829:TRP:CD2	2.71	0.70
2:C:92:ARG:HG2	3:M:22:LYS:CD	2.21	0.70
2:C:92:ARG:CB	3:M:22:LYS:CA	2.69	0.70
3:M:274:ARG:NH2	3:M:282:GLU:OE1	2.24	0.70
3:M:805:ARG:O	3:M:809:ARG:N	2.23	0.70
3:M:274:ARG:NH2	3:M:282:GLU:OE1	2.24	0.70
3:M:274:ARG:NH2	3:M:282:GLU:OE1	2.24	0.70
3:M:810:ARG:HG2	3:M:810:ARG:HH11	1.57	0.70
1:B:128:PHE:CD1	3:M:817:GLN:HG2	2.26	0.70
3:M:274:ARG:NH2	3:M:282:GLU:OE1	2.24	0.70
1:B:128:PHE:CE2	3:M:821:ARG:NH2	2.60	0.70
2:C:142:PHE:HD2	3:M:733:PRO:HA	1.57	0.70
3:M:578:HIS:HB2	3:M:592:ILE:HD12	1.74	0.70
3:M:510:TRP:CE2	3:M:711:PHE:HE2	2.08	0.70
1:B:128:PHE:CD1	3:M:817:GLN:HG2	2.26	0.70
1:B:34:ILE:HD13	3:M:834:LEU:CD2	2.21	0.70
2:C:25:ILE:HB	2:C:68:PHE:HZ	1.55	0.70
1:B:15:VAL:HG13	1:B:85:GLY:HA3	1.73	0.70
3:M:93:MET:CE	3:M:764:LYS:HD2	2.17	0.70
3:M:787:ILE:HG22	3:M:788:THR:N	2.06	0.70
1:B:128:PHE:CD1	3:M:817:GLN:HG2	2.26	0.70
1:B:128:PHE:CD1	3:M:817:GLN:HG2	2.26	0.70
2:C:146:ILE:H	3:M:733:PRO:CG	2.04	0.70
3:M:578:HIS:CB	3:M:592:ILE:HD12	2.21	0.70
2:C:61:LYS:HD2	2:C:71:MET:HG3	1.73	0.70
3:M:578:HIS:CB	3:M:592:ILE:HD12	2.21	0.70
3:M:578:HIS:CB	3:M:592:ILE:HD12	2.21	0.70
2:C:114:LEU:CD1	3:M:23:GLU:CA	2.60	0.70
3:M:578:HIS:CB	3:M:592:ILE:HD12	2.21	0.70

Continued on next page...

Continued from previous page...

Atom-1	Atom-2	Interatomic distance (Å)	Clash overlap (Å)
1:B:128:PHE:CD1	3:M:817:GLN:HG2	2.27	0.70
3:M:578:HIS:CB	3:M:592:ILE:HD12	2.21	0.70
3:M:578:HIS:CB	3:M:592:ILE:HD12	2.21	0.70
3:M:578:HIS:CB	3:M:592:ILE:HD12	2.21	0.70
3:M:578:HIS:CB	3:M:592:ILE:HD12	2.21	0.70
1:B:128:PHE:CD1	3:M:817:GLN:HG2	2.26	0.70
3:M:578:HIS:CB	3:M:592:ILE:HD12	2.21	0.70
1:B:36:GLN:NE2	1:B:49:GLU:HB2	2.06	0.70
3:M:578:HIS:CB	3:M:592:ILE:HD12	2.21	0.70
1:B:128:PHE:CE2	3:M:821:ARG:NH2	2.60	0.70
2:C:97:GLU:N	3:M:718:ALA:CB	2.54	0.70
3:M:810:ARG:HG2	3:M:810:ARG:HH11	1.57	0.70
2:C:100:GLY:HA3	3:M:22:LYS:CD	2.22	0.70
2:C:103:MET:CG	3:M:19:LYS:NZ	0.63	0.70
3:M:578:HIS:CB	3:M:592:ILE:HD12	2.21	0.70
3:M:810:ARG:HG2	3:M:810:ARG:HH11	1.57	0.70
1:B:34:ILE:HD11	3:M:834:LEU:HD23	1.73	0.70
2:C:25:ILE:HB	2:C:68:PHE:HZ	1.55	0.70
3:M:810:ARG:HG2	3:M:810:ARG:HH11	1.57	0.70
3:M:578:HIS:CB	3:M:592:ILE:HD12	2.21	0.70
3:M:787:ILE:HG22	3:M:788:THR:N	2.06	0.70
3:M:578:HIS:CB	3:M:592:ILE:HD12	2.21	0.70
2:C:97:GLU:N	3:M:718:ALA:CB	2.54	0.70
3:M:779:ARG:CA	3:M:783:LEU:H	2.03	0.70
3:M:726:VAL:HG11	3:M:786:ILE:HD12	1.67	0.70
3:M:810:ARG:HG2	3:M:810:ARG:HH11	1.57	0.70
3:M:578:HIS:CB	3:M:592:ILE:HD12	2.21	0.70
3:M:787:ILE:HG22	3:M:788:THR:N	2.06	0.70
2:C:88:VAL:HG22	3:M:731:ALA:HB1	1.72	0.69
2:C:102:VAL:HG11	3:M:725:ARG:CD	2.14	0.69
3:M:267:THR:HB	3:M:442:VAL:CG2	2.21	0.69
3:M:802:GLU:HA	3:M:802:GLU:OE1	1.92	0.69
3:M:267:THR:HB	3:M:442:VAL:CG2	2.21	0.69
2:C:96:LYS:HZ2	3:M:725:ARG:HD3	0.72	0.69
3:M:267:THR:HB	3:M:442:VAL:CG2	2.21	0.69
3:M:762:HIS:CD2	3:M:762:HIS:H	2.08	0.69
3:M:810:ARG:HG2	3:M:810:ARG:HH11	1.57	0.69
3:M:21:GLU:O	3:M:786:ILE:CG2	2.16	0.69
3:M:25:ILE:HG23	3:M:781:ASP:C	2.11	0.69
3:M:149:GLN:H	3:M:718:ALA:HB3	1.57	0.69
3:M:267:THR:HB	3:M:442:VAL:CG2	2.21	0.69

Continued on next page...

Continued from previous page...

Atom-1	Atom-2	Interatomic distance (Å)	Clash overlap (Å)
3:M:267:THR:HB	3:M:442:VAL:CG2	2.21	0.69
3:M:267:THR:HB	3:M:442:VAL:CG2	2.21	0.69
2:C:25:ILE:HB	2:C:68:PHE:HZ	1.55	0.69
1:B:34:ILE:HD13	3:M:834:LEU:CD2	2.21	0.69
1:B:34:ILE:HD11	3:M:834:LEU:HD23	1.73	0.69
1:B:34:ILE:HD11	3:M:834:LEU:HD23	1.73	0.69
1:B:36:GLN:NE2	1:B:49:GLU:HB2	2.06	0.69
2:C:139:TYR:CE2	3:M:26:GLU:OE2	2.45	0.69
3:M:28:GLN:HB3	3:M:724:TYR:N	2.07	0.69
2:C:25:ILE:HB	2:C:68:PHE:HZ	1.55	0.69
3:M:810:ARG:HG2	3:M:810:ARG:HH11	1.57	0.69
3:M:803:TYR:O	3:M:807:VAL:N	2.25	0.69
1:B:128:PHE:CE2	3:M:821:ARG:NH2	2.60	0.69
3:M:810:ARG:HG2	3:M:810:ARG:HH11	1.57	0.69
2:C:40:ASN:ND2	3:M:793:ARG:HH12	1.89	0.69
3:M:774:LEU:CD2	3:M:782:LYS:HZ1	2.04	0.69
1:B:128:PHE:CD1	3:M:817:GLN:HG2	2.26	0.69
1:B:128:PHE:CE2	3:M:821:ARG:NH2	2.60	0.69
2:C:100:GLY:CA	3:M:5:ALA:O	2.38	0.69
3:M:762:HIS:CD2	3:M:762:HIS:H	2.08	0.69
2:C:96:LYS:O	3:M:719:ASP:OD1	2.09	0.69
1:B:128:PHE:CD1	3:M:817:GLN:HG2	2.26	0.69
2:C:97:GLU:CG	3:M:24:ARG:HE	2.05	0.69
2:C:61:LYS:HD2	2:C:71:MET:HG3	1.73	0.69
1:B:15:VAL:HG13	1:B:85:GLY:HA3	1.73	0.69
1:B:128:PHE:CE1	3:M:817:GLN:CG	2.74	0.69
3:M:787:ILE:HG22	3:M:788:THR:N	2.06	0.69
1:B:34:ILE:HD11	3:M:834:LEU:HD23	1.73	0.69
1:B:87:LYS:CD	3:M:829:TRP:CD2	2.71	0.69
1:B:34:ILE:HD13	3:M:834:LEU:CD2	2.22	0.69
3:M:431:LYS:CD	3:M:601:ASP:H	2.05	0.69
3:M:779:ARG:O	3:M:783:LEU:HD13	1.91	0.69
1:B:128:PHE:CD1	3:M:817:GLN:HG2	2.26	0.69
3:M:802:GLU:HA	3:M:802:GLU:OE1	1.92	0.69
2:C:61:LYS:HD2	2:C:71:MET:HG3	1.73	0.69
3:M:787:ILE:HG22	3:M:788:THR:N	2.06	0.69
2:C:114:LEU:CD1	3:M:23:GLU:C	2.60	0.69
3:M:810:ARG:HG2	3:M:810:ARG:HH11	1.57	0.69
2:C:147:MET:HG3	3:M:733:PRO:HD3	1.72	0.69
3:M:32:PHE:CA	3:M:781:ASP:HB2	2.22	0.69
3:M:725:ARG:HH22	3:M:736:GLN:HE21	1.26	0.69

Continued on next page...

Continued from previous page...

Atom-1	Atom-2	Interatomic distance (Å)	Clash overlap (Å)
1:B:111:SER:HB2	1:B:150:TYR:HD1	1.58	0.69
1:B:87:LYS:CD	3:M:829:TRP:CD2	2.71	0.69
2:C:61:LYS:HD2	2:C:71:MET:HG3	1.73	0.69
2:C:89:GLU:CB	3:M:725:ARG:NH2	2.54	0.69
3:M:546:THR:HG22	3:M:548:THR:N	2.05	0.69
3:M:546:THR:HG22	3:M:548:THR:N	2.05	0.69
3:M:264:ASP:HA	3:M:446:ASN:CB	2.23	0.69
3:M:546:THR:HG22	3:M:548:THR:N	2.05	0.69
2:C:104:GLY:N	3:M:11:GLY:O	2.24	0.69
2:C:114:LEU:HD13	3:M:23:GLU:HB3	1.56	0.69
3:M:546:THR:HG22	3:M:548:THR:N	2.05	0.69
1:B:34:ILE:HD11	3:M:834:LEU:HD23	1.73	0.69
3:M:546:THR:HG22	3:M:548:THR:N	2.05	0.69
1:B:111:SER:HB2	1:B:150:TYR:HD1	1.58	0.69
1:B:128:PHE:CE2	3:M:821:ARG:NH2	2.60	0.69
3:M:546:THR:HG22	3:M:548:THR:N	2.05	0.69
3:M:267:THR:OG1	3:M:442:VAL:CG2	2.41	0.69
3:M:267:THR:OG1	3:M:442:VAL:CG2	2.41	0.69
3:M:267:THR:OG1	3:M:442:VAL:CG2	2.41	0.69
3:M:274:ARG:NH2	3:M:282:GLU:OE1	2.24	0.69
1:B:56:ARG:NH2	3:M:837:LYS:NZ	2.40	0.69
1:B:128:PHE:CE2	3:M:821:ARG:NH2	2.60	0.69
3:M:267:THR:OG1	3:M:442:VAL:CG2	2.41	0.69
2:C:135:GLY:HA3	3:M:11:GLY:HA3	1.74	0.69
3:M:267:THR:OG1	3:M:442:VAL:CG2	2.41	0.69
3:M:802:GLU:HA	3:M:802:GLU:OE1	1.93	0.69
3:M:267:THR:OG1	3:M:442:VAL:CG2	2.41	0.69
3:M:274:ARG:NH2	3:M:282:GLU:OE1	2.24	0.69
3:M:30:LYS:CE	3:M:783:LEU:HD22	1.24	0.69
3:M:267:THR:OG1	3:M:442:VAL:CG2	2.41	0.69
3:M:267:THR:OG1	3:M:442:VAL:CG2	2.41	0.69
3:M:274:ARG:NH2	3:M:282:GLU:OE1	2.24	0.69
3:M:787:ILE:HG22	3:M:788:THR:N	2.06	0.69
1:B:111:SER:HB2	1:B:150:TYR:HD1	1.58	0.69
3:M:267:THR:OG1	3:M:442:VAL:CG2	2.41	0.69
3:M:267:THR:OG1	3:M:442:VAL:CG2	2.41	0.69
3:M:267:THR:OG1	3:M:442:VAL:CG2	2.41	0.69
3:M:274:ARG:NH2	3:M:282:GLU:OE1	2.24	0.69
1:B:36:GLN:NE2	1:B:49:GLU:HB2	2.07	0.69
3:M:267:THR:OG1	3:M:442:VAL:CG2	2.41	0.69
3:M:274:ARG:NH2	3:M:282:GLU:OE1	2.24	0.69

Continued on next page...

Continued from previous page...

Atom-1	Atom-2	Interatomic distance (Å)	Clash overlap (Å)
2:C:93:VAL:HG23	3:M:725:ARG:HD3	1.75	0.69
3:M:267:THR:OG1	3:M:442:VAL:CG2	2.41	0.69
2:C:93:VAL:HG13	3:M:724:TYR:CG	0.31	0.69
3:M:267:THR:OG1	3:M:442:VAL:CG2	2.41	0.69
3:M:431:LYS:CD	3:M:601:ASP:H	2.05	0.69
3:M:267:THR:OG1	3:M:442:VAL:CG2	2.41	0.69
3:M:431:LYS:CD	3:M:601:ASP:H	2.05	0.69
1:B:128:PHE:CD1	3:M:817:GLN:HG2	2.26	0.69
3:M:810:ARG:HG2	3:M:810:ARG:HH11	1.57	0.69
3:M:267:THR:OG1	3:M:442:VAL:CG2	2.41	0.69
3:M:431:LYS:CD	3:M:601:ASP:H	2.05	0.69
3:M:149:GLN:HG2	3:M:719:ASP:HB2	1.74	0.69
3:M:267:THR:OG1	3:M:442:VAL:CG2	2.41	0.69
3:M:431:LYS:CD	3:M:601:ASP:H	2.05	0.69
3:M:267:THR:OG1	3:M:442:VAL:CG2	2.41	0.69
3:M:431:LYS:CD	3:M:601:ASP:H	2.05	0.69
2:C:93:VAL:HG21	3:M:726:VAL:H	1.56	0.69
3:M:267:THR:OG1	3:M:442:VAL:CG2	2.41	0.69
3:M:431:LYS:CD	3:M:601:ASP:H	2.05	0.69
3:M:273:SER:HB2	3:M:598:LYS:CE	2.04	0.69
3:M:273:SER:HB2	3:M:598:LYS:CE	2.04	0.69
3:M:787:ILE:HG22	3:M:788:THR:N	2.06	0.69
3:M:273:SER:HB2	3:M:598:LYS:CE	2.04	0.69
3:M:810:ARG:HG2	3:M:810:ARG:HH11	1.57	0.69
1:B:111:SER:HB2	1:B:150:TYR:HD1	1.57	0.69
3:M:273:SER:HB2	3:M:598:LYS:CE	2.04	0.69
1:B:15:VAL:HG13	1:B:85:GLY:HA3	1.73	0.69
3:M:30:LYS:CB	3:M:786:ILE:HD11	2.19	0.69
3:M:273:SER:HB2	3:M:598:LYS:CE	2.04	0.69
2:C:61:LYS:HD2	2:C:71:MET:HG3	1.73	0.69
3:M:273:SER:HB2	3:M:598:LYS:CE	2.04	0.69
3:M:815:CYS:O	3:M:819:ASN:HB2	1.93	0.69
1:B:15:VAL:HG13	1:B:85:GLY:HA3	1.73	0.69
3:M:273:SER:HB2	3:M:598:LYS:CE	2.04	0.69
3:M:815:CYS:O	3:M:819:ASN:HB2	1.93	0.69
3:M:273:SER:HB2	3:M:598:LYS:CE	2.04	0.69
1:B:56:ARG:NH2	3:M:837:LYS:NZ	2.40	0.69
1:B:111:SER:HB2	1:B:150:TYR:HD1	1.58	0.69
3:M:244:SER:CA	3:M:246:PHE:N	2.56	0.69
3:M:244:SER:CA	3:M:246:PHE:N	2.56	0.69
1:B:111:SER:HB2	1:B:150:TYR:HD1	1.58	0.69

Continued on next page...

Continued from previous page...

Atom-1	Atom-2	Interatomic distance (Å)	Clash overlap (Å)
3:M:533:PHE:O	3:M:537:GLU:HG2	1.93	0.69
3:M:787:ILE:HG22	3:M:788:THR:N	2.06	0.69
3:M:244:SER:CA	3:M:246:PHE:N	2.56	0.69
1:B:34:ILE:HD11	3:M:834:LEU:HD23	1.73	0.69
3:M:148:ARG:HG2	3:M:716:LEU:HD22	1.75	0.69
3:M:244:SER:CA	3:M:246:PHE:N	2.56	0.69
1:B:34:ILE:HD13	3:M:834:LEU:CD2	2.21	0.69
1:B:111:SER:HB2	1:B:150:TYR:HD1	1.58	0.69
3:M:244:SER:CA	3:M:246:PHE:N	2.56	0.69
3:M:244:SER:CA	3:M:246:PHE:N	2.56	0.69
1:B:34:ILE:HD11	3:M:834:LEU:HD23	1.73	0.69
3:M:815:CYS:O	3:M:819:ASN:HB2	1.93	0.69
3:M:762:HIS:CD2	3:M:762:HIS:H	2.08	0.69
3:M:95:THR:H	3:M:773:GLY:H	1.41	0.69
3:M:762:HIS:CD2	3:M:762:HIS:H	2.08	0.69
3:M:762:HIS:CD2	3:M:762:HIS:H	2.08	0.69
1:B:56:ARG:HH22	3:M:837:LYS:HE3	1.55	0.69
1:B:34:ILE:HD11	3:M:834:LEU:HD23	1.73	0.69
1:B:111:SER:HB2	1:B:150:TYR:HD1	1.58	0.69
1:B:126:ASP:HA	2:C:21:GLY:HA3	1.74	0.69
1:B:34:ILE:HD13	3:M:834:LEU:CD2	2.21	0.69
1:B:111:SER:HB2	1:B:150:TYR:HD1	1.57	0.69
1:B:126:ASP:HA	2:C:21:GLY:HA3	1.75	0.69
2:C:91:LEU:CD1	3:M:729:ALA:C	2.48	0.69
2:C:139:TYR:CE1	3:M:721:LYS:HG3	2.25	0.69
3:M:218:LEU:HA	3:M:221:GLN:HG3	1.75	0.69
3:M:264:ASP:HA	3:M:446:ASN:CB	2.23	0.69
3:M:762:HIS:CD2	3:M:762:HIS:H	2.08	0.69
1:B:34:ILE:HD11	3:M:834:LEU:HD23	1.73	0.69
3:M:218:LEU:HA	3:M:221:GLN:HG3	1.75	0.69
3:M:264:ASP:HA	3:M:446:ASN:CB	2.23	0.69
3:M:123:CYS:HB2	3:M:158:ILE:CD1	2.23	0.69
2:C:25:ILE:HB	2:C:68:PHE:HZ	1.55	0.69
3:M:218:LEU:HA	3:M:221:GLN:HG3	1.75	0.69
3:M:264:ASP:HA	3:M:446:ASN:CB	2.23	0.69
3:M:779:ARG:HG2	3:M:783:LEU:CD1	2.22	0.69
2:C:139:TYR:HE1	3:M:7:MET:H	1.39	0.69
3:M:218:LEU:HA	3:M:221:GLN:HG3	1.75	0.69
3:M:264:ASP:HA	3:M:446:ASN:CB	2.23	0.69
3:M:218:LEU:HA	3:M:221:GLN:HG3	1.75	0.69
3:M:264:ASP:HA	3:M:446:ASN:CB	2.23	0.69

Continued on next page...

Continued from previous page...

Atom-1	Atom-2	Interatomic distance (Å)	Clash overlap (Å)
2:C:93:VAL:HG13	3:M:722:GLN:O	1.92	0.69
3:M:218:LEU:HA	3:M:221:GLN:HG3	1.75	0.69
3:M:264:ASP:HA	3:M:446:ASN:CB	2.23	0.69
3:M:815:CYS:O	3:M:819:ASN:HB2	1.93	0.69
2:C:40:ASN:ND2	3:M:793:ARG:HH12	1.88	0.69
3:M:435:GLU:OE1	3:M:652:LEU:HD12	1.93	0.69
1:B:15:VAL:HG13	1:B:85:GLY:HA3	1.73	0.69
3:M:435:GLU:OE1	3:M:652:LEU:HD12	1.93	0.69
3:M:266:GLU:HA	3:M:442:VAL:HG11	0.73	0.69
3:M:787:ILE:HG22	3:M:788:THR:N	2.06	0.69
3:M:815:CYS:O	3:M:819:ASN:HB2	1.93	0.69
2:C:93:VAL:HA	3:M:721:LYS:C	2.13	0.69
3:M:435:GLU:OE1	3:M:652:LEU:HD12	1.93	0.69
3:M:779:ARG:HG2	3:M:783:LEU:HD13	0.74	0.69
3:M:807:VAL:O	3:M:810:ARG:HB2	1.93	0.69
3:M:435:GLU:OE1	3:M:652:LEU:HD12	1.93	0.69
3:M:266:GLU:HA	3:M:442:VAL:HG11	0.73	0.69
1:B:15:VAL:HG13	1:B:85:GLY:HA3	1.73	0.69
1:B:34:ILE:HD11	3:M:834:LEU:HD23	1.73	0.69
3:M:435:GLU:OE1	3:M:652:LEU:HD12	1.93	0.69
3:M:266:GLU:HA	3:M:442:VAL:HG11	0.73	0.69
3:M:435:GLU:OE1	3:M:652:LEU:HD12	1.93	0.69
3:M:510:TRP:CH2	3:M:711:PHE:CZ	2.79	0.69
3:M:805:ARG:C	3:M:806:MET:C	2.50	0.69
1:B:111:SER:HB2	1:B:150:TYR:HD1	1.58	0.69
3:M:435:GLU:OE1	3:M:652:LEU:HD12	1.93	0.69
3:M:266:GLU:HA	3:M:442:VAL:HG11	0.73	0.69
2:C:92:ARG:HD3	3:M:736:GLN:HE21	1.58	0.69
3:M:266:GLU:HA	3:M:442:VAL:HG11	0.73	0.69
3:M:762:HIS:CD2	3:M:762:HIS:H	2.08	0.69
1:B:126:ASP:HA	2:C:21:GLY:HA3	1.74	0.69
2:C:93:VAL:CG1	3:M:726:VAL:H	2.06	0.69
3:M:435:GLU:OE1	3:M:652:LEU:HD12	1.93	0.69
2:C:93:VAL:CG1	3:M:724:TYR:CG	0.85	0.69
3:M:56:GLU:CB	3:M:59:LYS:HB2	2.20	0.69
3:M:123:CYS:HB2	3:M:158:ILE:CD1	2.23	0.69
1:B:15:VAL:HG13	1:B:85:GLY:HA3	1.74	0.69
3:M:56:GLU:CB	3:M:59:LYS:HB2	2.20	0.69
3:M:123:CYS:HB2	3:M:158:ILE:CD1	2.23	0.69
3:M:762:HIS:CD2	3:M:762:HIS:H	2.08	0.69
3:M:810:ARG:HG2	3:M:810:ARG:HH11	1.57	0.69

Continued on next page...

Continued from previous page...

Atom-1	Atom-2	Interatomic distance (Å)	Clash overlap (Å)
1:B:34:ILE:HD13	3:M:834:LEU:HD21	1.75	0.69
1:B:124:GLN:HG3	2:C:17:PHE:CA	2.14	0.69
2:C:96:LYS:HD3	3:M:725:ARG:NE	2.07	0.69
2:C:116:GLU:HB2	3:M:791:GLN:OE1	1.93	0.69
3:M:123:CYS:HB2	3:M:158:ILE:HD11	1.73	0.69
3:M:244:SER:CA	3:M:246:PHE:N	2.56	0.69
3:M:807:VAL:O	3:M:810:ARG:HB2	1.93	0.69
3:M:815:CYS:O	3:M:819:ASN:HB2	1.93	0.69
3:M:56:GLU:CB	3:M:59:LYS:HB2	2.20	0.69
3:M:123:CYS:HB2	3:M:158:ILE:CD1	2.23	0.69
3:M:807:VAL:O	3:M:810:ARG:HB2	1.93	0.69
3:M:815:CYS:O	3:M:819:ASN:HB2	1.93	0.69
2:C:101:THR:HB	3:M:10:PHE:N	2.05	0.69
2:C:139:TYR:CE2	3:M:4:ASP:CA	2.74	0.69
3:M:56:GLU:CB	3:M:59:LYS:HB2	2.20	0.69
3:M:89:GLU:CD	3:M:723:ARG:HG3	2.13	0.69
3:M:123:CYS:HB2	3:M:158:ILE:CD1	2.23	0.69
3:M:810:ARG:HG2	3:M:810:ARG:HH11	1.57	0.69
3:M:56:GLU:CB	3:M:59:LYS:HB2	2.20	0.69
3:M:123:CYS:HB2	3:M:158:ILE:CD1	2.23	0.69
2:C:96:LYS:CB	3:M:722:GLN:CB	2.34	0.69
3:M:56:GLU:CB	3:M:59:LYS:HB2	2.20	0.69
3:M:123:CYS:HB2	3:M:158:ILE:CD1	2.23	0.69
3:M:762:HIS:CD2	3:M:762:HIS:H	2.08	0.69
3:M:807:VAL:O	3:M:810:ARG:HB2	1.93	0.69
1:B:34:ILE:HD13	3:M:834:LEU:CD2	2.22	0.69
3:M:123:CYS:HB2	3:M:158:ILE:CD1	2.23	0.69
3:M:123:CYS:HB2	3:M:158:ILE:CD1	2.23	0.69
1:B:15:VAL:HG13	1:B:85:GLY:HA3	1.73	0.69
3:M:533:PHE:O	3:M:537:GLU:HG2	1.93	0.69
3:M:123:CYS:HB2	3:M:158:ILE:CD1	2.23	0.69
3:M:25:ILE:CB	3:M:783:LEU:HB3	1.78	0.69
3:M:123:CYS:HB2	3:M:158:ILE:CD1	2.23	0.69
2:C:116:GLU:HB2	3:M:791:GLN:OE1	1.93	0.69
3:M:533:PHE:O	3:M:537:GLU:HG2	1.93	0.69
2:C:103:MET:HG2	3:M:19:LYS:NZ	1.05	0.69
3:M:123:CYS:HB2	3:M:158:ILE:CD1	2.23	0.69
2:C:116:GLU:HB2	3:M:791:GLN:OE1	1.93	0.69
3:M:533:PHE:O	3:M:537:GLU:HG2	1.93	0.69
3:M:762:HIS:CD2	3:M:762:HIS:H	2.08	0.69
3:M:815:CYS:O	3:M:819:ASN:HB2	1.93	0.69

Continued on next page...

Continued from previous page...

Atom-1	Atom-2	Interatomic distance (Å)	Clash overlap (Å)
2:C:40:ASN:ND2	3:M:793:ARG:HH12	1.88	0.69
3:M:123:CYS:HB2	3:M:158:ILE:CD1	2.23	0.69
3:M:510:TRP:CD2	3:M:711:PHE:CD2	2.80	0.69
3:M:123:CYS:HB2	3:M:158:ILE:CD1	2.23	0.69
3:M:810:ARG:HG2	3:M:810:ARG:HH11	1.57	0.69
3:M:533:PHE:O	3:M:537:GLU:HG2	1.93	0.69
3:M:509:GLU:C	3:M:766:PHE:CD1	2.66	0.69
3:M:533:PHE:O	3:M:537:GLU:HG2	1.93	0.69
3:M:123:CYS:HB2	3:M:158:ILE:CD1	2.23	0.69
2:C:140:GLU:CD	3:M:742:LYS:CG	2.55	0.69
3:M:787:ILE:HG22	3:M:788:THR:N	2.06	0.69
3:M:218:LEU:HA	3:M:221:GLN:HG3	1.75	0.69
3:M:546:THR:HG22	3:M:548:THR:N	2.05	0.69
2:C:110:VAL:CG1	3:M:23:GLU:HB2	1.91	0.69
2:C:61:LYS:HD2	2:C:71:MET:HG3	1.73	0.69
3:M:264:ASP:HA	3:M:446:ASN:CB	2.23	0.69
1:B:111:SER:HB2	1:B:150:TYR:HD1	1.58	0.69
2:C:116:GLU:HB2	3:M:791:GLN:OE1	1.93	0.69
3:M:264:ASP:HA	3:M:446:ASN:CB	2.23	0.69
2:C:116:GLU:HB2	3:M:791:GLN:OE1	1.93	0.69
3:M:123:CYS:HB2	3:M:158:ILE:CD1	2.23	0.69
3:M:244:SER:CA	3:M:246:PHE:N	2.56	0.69
3:M:428:ALA:CB	3:M:600:LYS:HB3	2.20	0.69
1:B:101:PHE:CD2	3:M:816:ILE:HD13	2.15	0.69
2:C:110:VAL:CG2	3:M:29:ASN:OD1	2.40	0.69
3:M:264:ASP:HA	3:M:446:ASN:CB	2.23	0.69
3:M:264:ASP:HA	3:M:446:ASN:CB	2.23	0.69
2:C:61:LYS:HD2	2:C:71:MET:HG3	1.73	0.69
3:M:123:CYS:HB2	3:M:158:ILE:CD1	2.23	0.69
3:M:244:SER:CA	3:M:246:PHE:N	2.56	0.69
3:M:428:ALA:CB	3:M:600:LYS:HB3	2.20	0.69
3:M:264:ASP:HA	3:M:446:ASN:CB	2.23	0.69
3:M:805:ARG:HA	3:M:808:GLU:HB2	1.74	0.69
3:M:123:CYS:HB2	3:M:158:ILE:CD1	2.23	0.69
3:M:244:SER:CA	3:M:246:PHE:N	2.56	0.69
3:M:428:ALA:CB	3:M:600:LYS:HB3	2.20	0.69
3:M:264:ASP:HA	3:M:446:ASN:CB	2.23	0.69
3:M:805:ARG:O	3:M:806:MET:O	2.11	0.69
3:M:264:ASP:HA	3:M:446:ASN:CB	2.23	0.69
1:B:34:ILE:HD13	3:M:834:LEU:CD2	2.21	0.69
3:M:123:CYS:HB2	3:M:158:ILE:CD1	2.23	0.69

Continued on next page...

Continued from previous page...

Atom-1	Atom-2	Interatomic distance (Å)	Clash overlap (Å)
3:M:244:SER:CA	3:M:246:PHE:N	2.56	0.69
3:M:428:ALA:CB	3:M:600:LYS:HB3	2.20	0.69
3:M:123:CYS:HB2	3:M:158:ILE:CD1	2.23	0.69
3:M:244:SER:CA	3:M:246:PHE:N	2.56	0.69
3:M:428:ALA:CB	3:M:600:LYS:HB3	2.20	0.69
3:M:802:GLU:HA	3:M:802:GLU:OE1	1.92	0.69
3:M:264:ASP:HA	3:M:446:ASN:CB	2.23	0.69
3:M:807:VAL:O	3:M:810:ARG:HB2	1.93	0.69
2:C:92:ARG:HB2	3:M:725:ARG:CG	2.23	0.69
2:C:116:GLU:HB2	3:M:791:GLN:OE1	1.93	0.69
1:B:111:SER:HB2	1:B:150:TYR:HD1	1.58	0.69
3:M:804:ARG:O	3:M:808:GLU:HB2	1.92	0.69
2:C:97:GLU:HG2	3:M:151:ALA:HB2	1.75	0.69
3:M:21:GLU:O	3:M:783:LEU:HA	1.93	0.69
3:M:88:ILE:CG1	3:M:776:GLU:CD	2.57	0.69
1:B:15:VAL:HG13	1:B:85:GLY:HA3	1.74	0.69
3:M:533:PHE:O	3:M:537:GLU:HG2	1.93	0.69
3:M:533:PHE:O	3:M:537:GLU:HG2	1.93	0.69
3:M:14:ALA:HB3	3:M:15:PRO:HD3	1.72	0.69
3:M:264:ASP:HA	3:M:446:ASN:CB	2.23	0.69
3:M:266:GLU:N	3:M:442:VAL:CG1	2.56	0.69
3:M:533:PHE:O	3:M:537:GLU:HG2	1.93	0.69
3:M:93:MET:HG2	3:M:772:LEU:CD2	2.23	0.69
3:M:533:PHE:O	3:M:537:GLU:HG2	1.93	0.69
2:C:96:LYS:C	3:M:718:ALA:CB	2.62	0.69
3:M:14:ALA:HB3	3:M:15:PRO:HD3	1.72	0.69
3:M:264:ASP:HA	3:M:446:ASN:CB	2.23	0.69
3:M:266:GLU:N	3:M:442:VAL:CG1	2.56	0.69
3:M:815:CYS:O	3:M:819:ASN:HB2	1.93	0.69
1:B:34:ILE:HD13	3:M:834:LEU:CD2	2.22	0.69
2:C:94:PHE:CA	3:M:27:ALA:CB	2.40	0.69
3:M:533:PHE:O	3:M:537:GLU:HG2	1.93	0.69
3:M:14:ALA:HB3	3:M:15:PRO:HD3	1.72	0.69
3:M:264:ASP:HA	3:M:446:ASN:CB	2.23	0.69
3:M:266:GLU:N	3:M:442:VAL:CG1	2.56	0.69
3:M:802:GLU:HA	3:M:802:GLU:OE1	1.92	0.69
3:M:807:VAL:O	3:M:810:ARG:HB2	1.93	0.69
2:C:116:GLU:HB2	3:M:791:GLN:OE1	1.93	0.69
3:M:533:PHE:O	3:M:537:GLU:HG2	1.93	0.69
3:M:533:PHE:O	3:M:537:GLU:HG2	1.93	0.69
2:C:61:LYS:HD2	2:C:71:MET:HG3	1.73	0.69

Continued on next page...

Continued from previous page...

Atom-1	Atom-2	Interatomic distance (Å)	Clash overlap (Å)
3:M:14:ALA:HB3	3:M:15:PRO:HD3	1.72	0.69
3:M:264:ASP:HA	3:M:446:ASN:CB	2.23	0.69
3:M:266:GLU:N	3:M:442:VAL:CG1	2.56	0.69
3:M:14:ALA:HB3	3:M:15:PRO:HD3	1.72	0.69
3:M:264:ASP:HA	3:M:446:ASN:CB	2.23	0.69
3:M:266:GLU:N	3:M:442:VAL:CG1	2.56	0.69
2:C:116:GLU:HB2	3:M:791:GLN:OE1	1.93	0.69
3:M:533:PHE:O	3:M:537:GLU:HG2	1.93	0.69
3:M:815:CYS:O	3:M:819:ASN:HB2	1.93	0.69
3:M:815:CYS:O	3:M:819:ASN:HB2	1.93	0.68
1:B:101:PHE:CZ	3:M:816:ILE:HD13	2.27	0.68
3:M:266:GLU:N	3:M:442:VAL:CG1	2.56	0.68
3:M:267:THR:OG1	3:M:442:VAL:CG2	2.41	0.68
2:C:93:VAL:C	3:M:722:GLN:HG3	2.13	0.68
1:B:126:ASP:HA	2:C:21:GLY:O	1.91	0.68
3:M:62:VAL:HG12	3:M:63:LYS:O	1.93	0.68
3:M:435:GLU:OE1	3:M:652:LEU:HD12	1.93	0.68
1:B:111:SER:HB2	1:B:150:TYR:HD1	1.58	0.68
1:B:126:ASP:HA	2:C:21:GLY:HA3	1.74	0.68
1:B:111:SER:HB2	1:B:150:TYR:HD1	1.58	0.68
3:M:62:VAL:HG12	3:M:63:LYS:O	1.93	0.68
3:M:435:GLU:OE1	3:M:652:LEU:HD12	1.93	0.68
3:M:727:LEU:CG	3:M:786:ILE:CD1	2.71	0.68
2:C:100:GLY:O	3:M:22:LYS:HE3	1.85	0.68
1:B:111:SER:HB2	1:B:150:TYR:HD1	1.58	0.68
3:M:62:VAL:HG12	3:M:63:LYS:O	1.93	0.68
3:M:435:GLU:OE1	3:M:652:LEU:HD12	1.93	0.68
3:M:802:GLU:HA	3:M:802:GLU:OE1	1.93	0.68
3:M:62:VAL:HG12	3:M:63:LYS:O	1.93	0.68
3:M:435:GLU:OE1	3:M:652:LEU:HD12	1.93	0.68
3:M:62:VAL:HG12	3:M:63:LYS:O	1.93	0.68
3:M:435:GLU:OE1	3:M:652:LEU:HD12	1.93	0.68
2:C:25:ILE:HB	2:C:68:PHE:HZ	1.55	0.68
2:C:140:GLU:OE2	3:M:742:LYS:HG2	1.92	0.68
2:C:146:ILE:HB	3:M:733:PRO:HD3	1.76	0.68
3:M:266:GLU:N	3:M:442:VAL:CG1	2.56	0.68
2:C:90:GLY:O	3:M:726:VAL:CG2	2.41	0.68
3:M:266:GLU:N	3:M:442:VAL:CG1	2.56	0.68
3:M:802:GLU:HA	3:M:802:GLU:OE1	1.92	0.68
1:B:34:ILE:HD13	3:M:834:LEU:HD21	1.75	0.68
3:M:266:GLU:N	3:M:442:VAL:CG1	2.56	0.68

Continued on next page...

Continued from previous page...

Atom-1	Atom-2	Interatomic distance (Å)	Clash overlap (Å)
1:B:101:PHE:CZ	3:M:816:ILE:HD13	2.27	0.68
3:M:266:GLU:N	3:M:442:VAL:CG1	2.56	0.68
3:M:266:GLU:N	3:M:442:VAL:CG1	2.56	0.68
3:M:266:GLU:N	3:M:442:VAL:CG1	2.56	0.68
1:B:15:VAL:HG13	1:B:85:GLY:HA3	1.73	0.68
3:M:56:GLU:CB	3:M:59:LYS:HB2	2.20	0.68
3:M:166:MET:HE3	3:M:254:PHE:CD2	2.29	0.68
3:M:56:GLU:CB	3:M:59:LYS:HB2	2.20	0.68
3:M:166:MET:HE3	3:M:254:PHE:CD2	2.29	0.68
3:M:815:CYS:O	3:M:819:ASN:HB2	1.93	0.68
3:M:218:LEU:HA	3:M:221:GLN:HG3	1.75	0.68
3:M:546:THR:HG22	3:M:548:THR:N	2.05	0.68
3:M:807:VAL:O	3:M:810:ARG:HB2	1.93	0.68
2:C:116:GLU:HB2	3:M:791:GLN:OE1	1.93	0.68
3:M:56:GLU:CB	3:M:59:LYS:HB2	2.20	0.68
3:M:166:MET:HE3	3:M:254:PHE:CD2	2.29	0.68
2:C:116:GLU:HB2	3:M:791:GLN:OE1	1.93	0.68
3:M:56:GLU:CB	3:M:59:LYS:HB2	2.20	0.68
3:M:166:MET:HE3	3:M:254:PHE:CD2	2.29	0.68
1:B:126:ASP:HA	2:C:21:GLY:HA3	1.75	0.68
3:M:218:LEU:HA	3:M:221:GLN:HG3	1.75	0.68
3:M:546:THR:HG22	3:M:548:THR:N	2.05	0.68
3:M:726:VAL:HG12	3:M:786:ILE:CB	2.01	0.68
3:M:802:GLU:HA	3:M:802:GLU:OE1	1.92	0.68
3:M:807:VAL:O	3:M:810:ARG:HB2	1.93	0.68
1:B:128:PHE:CE2	3:M:821:ARG:NH2	2.60	0.68
3:M:56:GLU:CB	3:M:59:LYS:HB2	2.20	0.68
3:M:166:MET:HE3	3:M:254:PHE:CD2	2.29	0.68
3:M:218:LEU:HA	3:M:221:GLN:HG3	1.75	0.68
3:M:546:THR:HG22	3:M:548:THR:N	2.05	0.68
3:M:56:GLU:CB	3:M:59:LYS:HB2	2.20	0.68
3:M:166:MET:HE3	3:M:254:PHE:CD2	2.29	0.68
1:B:34:ILE:HD11	3:M:834:LEU:HD23	1.73	0.68
2:C:40:ASN:ND2	3:M:793:ARG:HH12	1.88	0.68
3:M:56:GLU:CB	3:M:59:LYS:HB2	2.20	0.68
3:M:166:MET:HE3	3:M:254:PHE:CD2	2.29	0.68
3:M:218:LEU:HA	3:M:221:GLN:HG3	1.75	0.68
3:M:546:THR:HG22	3:M:548:THR:N	2.05	0.68
3:M:807:VAL:O	3:M:810:ARG:HB2	1.93	0.68
1:B:34:ILE:HD13	3:M:834:LEU:HD21	1.75	0.68
3:M:218:LEU:HA	3:M:221:GLN:HG3	1.75	0.68

Continued on next page...

Continued from previous page...

Atom-1	Atom-2	Interatomic distance (Å)	Clash overlap (Å)
3:M:546:THR:HG22	3:M:548:THR:N	2.05	0.68
3:M:56:GLU:CB	3:M:59:LYS:HB2	2.20	0.68
3:M:166:MET:HE3	3:M:254:PHE:CD2	2.29	0.68
1:B:34:ILE:HD13	3:M:834:LEU:CD2	2.21	0.68
2:C:93:VAL:CG2	3:M:720:PHE:CZ	2.75	0.68
3:M:72:VAL:HG13	3:M:76:GLN:CB	2.19	0.68
3:M:533:PHE:O	3:M:537:GLU:HG2	1.93	0.68
3:M:807:VAL:O	3:M:810:ARG:HB2	1.93	0.68
3:M:72:VAL:HG13	3:M:76:GLN:CB	2.19	0.68
3:M:533:PHE:O	3:M:537:GLU:HG2	1.93	0.68
3:M:72:VAL:HG13	3:M:76:GLN:CB	2.19	0.68
3:M:533:PHE:O	3:M:537:GLU:HG2	1.93	0.68
3:M:787:ILE:HG22	3:M:788:THR:N	2.06	0.68
1:B:15:VAL:HG13	1:B:85:GLY:HA3	1.74	0.68
3:M:25:ILE:CD1	3:M:786:ILE:H	2.02	0.68
3:M:72:VAL:HG13	3:M:76:GLN:CB	2.19	0.68
3:M:533:PHE:O	3:M:537:GLU:HG2	1.93	0.68
3:M:802:GLU:HA	3:M:802:GLU:OE1	1.92	0.68
3:M:807:VAL:O	3:M:810:ARG:HB2	1.93	0.68
3:M:72:VAL:HG13	3:M:76:GLN:CB	2.19	0.68
3:M:533:PHE:O	3:M:537:GLU:HG2	1.93	0.68
1:B:56:ARG:HH22	3:M:837:LYS:HE3	1.55	0.68
2:C:40:ASN:ND2	3:M:793:ARG:HH12	1.89	0.68
3:M:72:VAL:HG13	3:M:76:GLN:CB	2.19	0.68
3:M:533:PHE:O	3:M:537:GLU:HG2	1.93	0.68
3:M:550:PHE:HE2	3:M:592:ILE:HG23	1.59	0.68
3:M:550:PHE:HE2	3:M:592:ILE:HG23	1.59	0.68
3:M:550:PHE:HE2	3:M:592:ILE:HG23	1.59	0.68
2:C:103:MET:CE	3:M:11:GLY:N	2.56	0.68
3:M:550:PHE:HE2	3:M:592:ILE:HG23	1.59	0.68
1:B:34:ILE:HD11	3:M:834:LEU:HD23	1.73	0.68
1:B:111:SER:HB2	1:B:150:TYR:HD1	1.58	0.68
3:M:550:PHE:HE2	3:M:592:ILE:HG23	1.59	0.68
3:M:508:ILE:HD12	3:M:714:ARG:NH1	2.07	0.68
3:M:550:PHE:HE2	3:M:592:ILE:HG23	1.59	0.68
3:M:550:PHE:HE2	3:M:592:ILE:HG23	1.59	0.68
1:B:128:PHE:CE2	3:M:821:ARG:NH2	2.60	0.68
3:M:815:CYS:O	3:M:819:ASN:HB2	1.93	0.68
1:B:15:VAL:HG13	1:B:85:GLY:HA3	1.73	0.68
3:M:550:PHE:HE2	3:M:592:ILE:HG23	1.59	0.68
1:B:34:ILE:HD13	3:M:834:LEU:HD21	1.75	0.68

Continued on next page...

Continued from previous page...

Atom-1	Atom-2	Interatomic distance (Å)	Clash overlap (Å)
2:C:101:THR:O	3:M:721:LYS:HG2	1.93	0.68
3:M:435:GLU:OE1	3:M:652:LEU:HD12	1.93	0.68
1:B:56:ARG:NH2	3:M:837:LYS:NZ	2.40	0.68
3:M:435:GLU:OE1	3:M:652:LEU:HD12	1.93	0.68
3:M:709:LYS:HB3	3:M:711:PHE:HE2	1.58	0.68
3:M:435:GLU:OE1	3:M:652:LEU:HD12	1.93	0.68
2:C:105:ALA:HB1	3:M:16:TYR:CE1	1.82	0.68
2:C:136:CYS:C	3:M:12:GLU:N	2.43	0.68
3:M:435:GLU:OE1	3:M:652:LEU:HD12	1.93	0.68
1:B:101:PHE:CZ	3:M:816:ILE:HD13	2.27	0.68
3:M:435:GLU:OE1	3:M:652:LEU:HD12	1.93	0.68
1:B:15:VAL:HG13	1:B:85:GLY:HA3	1.74	0.68
3:M:435:GLU:OE1	3:M:652:LEU:HD12	1.93	0.68
3:M:62:VAL:HG12	3:M:63:LYS:O	1.94	0.68
3:M:218:LEU:HA	3:M:221:GLN:HG3	1.75	0.68
1:B:56:ARG:HH22	3:M:837:LYS:HE3	1.55	0.68
3:M:62:VAL:HG12	3:M:63:LYS:O	1.94	0.68
3:M:218:LEU:HA	3:M:221:GLN:HG3	1.75	0.68
3:M:810:ARG:HG2	3:M:810:ARG:HH11	1.57	0.68
3:M:62:VAL:HG12	3:M:63:LYS:O	1.94	0.68
3:M:218:LEU:HA	3:M:221:GLN:HG3	1.75	0.68
3:M:62:VAL:HG12	3:M:63:LYS:O	1.94	0.68
3:M:82:PRO:HD2	3:M:773:GLY:CA	2.13	0.68
3:M:218:LEU:HA	3:M:221:GLN:HG3	1.75	0.68
3:M:62:VAL:HG12	3:M:63:LYS:O	1.94	0.68
3:M:218:LEU:HA	3:M:221:GLN:HG3	1.75	0.68
3:M:62:VAL:HG12	3:M:63:LYS:O	1.94	0.68
3:M:218:LEU:HA	3:M:221:GLN:HG3	1.75	0.68
3:M:62:VAL:HG12	3:M:63:LYS:O	1.94	0.68
3:M:218:LEU:HA	3:M:221:GLN:HG3	1.75	0.68
3:M:62:VAL:HG12	3:M:63:LYS:O	1.94	0.68
3:M:218:LEU:HA	3:M:221:GLN:HG3	1.75	0.68
2:C:96:LYS:C	3:M:718:ALA:CB	2.62	0.68
3:M:726:VAL:HG13	3:M:786:ILE:HG22	1.75	0.68
3:M:727:LEU:C	3:M:786:ILE:HA	2.14	0.68
1:B:34:ILE:HD11	3:M:834:LEU:HD23	1.73	0.68
3:M:62:VAL:HG12	3:M:63:LYS:O	1.94	0.68
3:M:218:LEU:HA	3:M:221:GLN:HG3	1.75	0.68
2:C:93:VAL:HB	3:M:724:TYR:O	1.92	0.68
3:M:123:CYS:HB2	3:M:158:ILE:HD11	1.73	0.68
2:C:90:GLY:H	3:M:729:ALA:HB1	0.54	0.68
3:M:123:CYS:HB2	3:M:158:ILE:HD11	1.73	0.68
3:M:267:THR:N	3:M:442:VAL:HG21	2.09	0.68

Continued on next page...

Continued from previous page...

Atom-1	Atom-2	Interatomic distance (Å)	Clash overlap (Å)
3:M:802:GLU:HA	3:M:802:GLU:OE1	1.92	0.68
3:M:123:CYS:HB2	3:M:158:ILE:HD11	1.73	0.68
1:B:56:ARG:NH2	3:M:837:LYS:NZ	2.40	0.68
2:C:97:GLU:HA	3:M:146:LYS:HZ3	1.59	0.68
3:M:123:CYS:HB2	3:M:158:ILE:HD11	1.73	0.68
1:B:84:PHE:CD2	3:M:829:TRP:CH2	2.82	0.68
3:M:123:CYS:HB2	3:M:158:ILE:HD11	1.73	0.68
1:B:84:PHE:CD2	3:M:829:TRP:CH2	2.82	0.68
2:C:96:LYS:HZ3	3:M:725:ARG:HB2	1.57	0.68
3:M:123:CYS:HB2	3:M:158:ILE:HD11	1.73	0.68
3:M:244:SER:CA	3:M:246:PHE:N	2.56	0.68
2:C:40:ASN:HD21	3:M:793:ARG:HH12	1.31	0.68
3:M:244:SER:CA	3:M:246:PHE:N	2.56	0.68
3:M:807:VAL:O	3:M:810:ARG:HB2	1.93	0.68
3:M:244:SER:CA	3:M:246:PHE:N	2.56	0.68
3:M:29:ASN:OD1	3:M:782:LYS:HB2	1.93	0.68
3:M:244:SER:CA	3:M:246:PHE:N	2.56	0.68
3:M:787:ILE:HG22	3:M:788:THR:N	2.06	0.68
3:M:815:CYS:O	3:M:819:ASN:HB2	1.93	0.68
1:B:34:ILE:HD13	3:M:834:LEU:CD2	2.21	0.68
1:B:34:ILE:HD13	3:M:834:LEU:HD21	1.75	0.68
3:M:244:SER:CA	3:M:246:PHE:N	2.56	0.68
1:B:34:ILE:HD13	3:M:834:LEU:CD2	2.21	0.68
3:M:244:SER:CA	3:M:246:PHE:N	2.56	0.68
1:B:56:ARG:NH2	3:M:837:LYS:NZ	2.40	0.68
2:C:116:GLU:HB2	3:M:791:GLN:OE1	1.93	0.68
3:M:244:SER:CA	3:M:246:PHE:N	2.56	0.68
1:B:34:ILE:HD13	3:M:834:LEU:HD21	1.75	0.68
3:M:802:GLU:HA	3:M:802:GLU:OE1	1.93	0.68
1:B:56:ARG:NH2	3:M:837:LYS:NZ	2.40	0.68
3:M:244:SER:CA	3:M:246:PHE:N	2.56	0.68
2:C:102:VAL:CG1	3:M:725:ARG:NH1	2.55	0.68
2:C:96:LYS:HB2	3:M:722:GLN:CA	2.18	0.68
3:M:435:GLU:OE1	3:M:652:LEU:HD12	1.93	0.68
2:C:116:GLU:HB2	3:M:791:GLN:OE1	1.93	0.68
2:C:116:GLU:HB2	3:M:791:GLN:OE1	1.93	0.68
3:M:815:CYS:O	3:M:819:ASN:HB2	1.93	0.68
3:M:266:GLU:N	3:M:442:VAL:CG1	2.56	0.68
3:M:652:LEU:O	3:M:655:GLU:N	2.27	0.68
1:B:34:ILE:HD11	3:M:834:LEU:HD23	1.73	0.68
3:M:266:GLU:N	3:M:442:VAL:CG1	2.56	0.68

Continued on next page...

Continued from previous page...

Atom-1	Atom-2	Interatomic distance (Å)	Clash overlap (Å)
3:M:652:LEU:O	3:M:655:GLU:N	2.27	0.68
3:M:431:LYS:CD	3:M:601:ASP:H	2.05	0.68
3:M:550:PHE:HE2	3:M:592:ILE:HG23	1.59	0.68
3:M:266:GLU:N	3:M:442:VAL:CG1	2.56	0.68
3:M:652:LEU:O	3:M:655:GLU:N	2.27	0.68
3:M:726:VAL:HG11	3:M:782:LYS:O	1.94	0.68
2:C:110:VAL:HG12	3:M:22:LYS:CD	2.11	0.68
3:M:266:GLU:N	3:M:442:VAL:CG1	2.56	0.68
3:M:652:LEU:O	3:M:655:GLU:N	2.27	0.68
3:M:431:LYS:CD	3:M:601:ASP:H	2.05	0.68
3:M:550:PHE:HE2	3:M:592:ILE:HG23	1.59	0.68
3:M:266:GLU:N	3:M:442:VAL:CG1	2.56	0.68
3:M:652:LEU:O	3:M:655:GLU:N	2.27	0.68
3:M:431:LYS:CD	3:M:601:ASP:H	2.05	0.68
3:M:550:PHE:HE2	3:M:592:ILE:HG23	1.59	0.68
3:M:709:LYS:C	3:M:710:GLY:HA2	2.12	0.68
3:M:266:GLU:N	3:M:442:VAL:CG1	2.56	0.68
3:M:652:LEU:O	3:M:655:GLU:N	2.27	0.68
3:M:266:GLU:N	3:M:442:VAL:CG1	2.56	0.68
3:M:652:LEU:O	3:M:655:GLU:N	2.27	0.68
2:C:86:ASP:HB2	3:M:728:ASN:CB	2.04	0.68
3:M:431:LYS:CD	3:M:601:ASP:H	2.05	0.68
3:M:550:PHE:HE2	3:M:592:ILE:HG23	1.59	0.68
3:M:431:LYS:CD	3:M:601:ASP:H	2.05	0.68
3:M:550:PHE:HE2	3:M:592:ILE:HG23	1.59	0.68
3:M:807:VAL:O	3:M:810:ARG:HB2	1.93	0.68
3:M:266:GLU:N	3:M:442:VAL:CG1	2.56	0.68
3:M:652:LEU:O	3:M:655:GLU:N	2.27	0.68
3:M:726:VAL:CB	3:M:786:ILE:CD1	2.71	0.68
3:M:546:THR:H	3:M:549:SER:HB3	1.59	0.68
1:B:128:PHE:CE2	3:M:821:ARG:NH2	2.60	0.68
3:M:546:THR:H	3:M:549:SER:HB3	1.59	0.68
1:B:115:SER:HB3	2:C:121:GLU:CD	2.13	0.68
1:B:115:SER:HB2	2:C:121:GLU:OE1	1.92	0.68
1:B:87:LYS:CD	3:M:829:TRP:CD2	2.71	0.68
3:M:546:THR:H	3:M:549:SER:HB3	1.59	0.68
3:M:546:THR:H	3:M:549:SER:HB3	1.59	0.68
3:M:803:TYR:CE1	3:M:807:VAL:CG1	2.77	0.68
3:M:546:THR:H	3:M:549:SER:HB3	1.59	0.68
3:M:807:VAL:O	3:M:810:ARG:HB2	1.93	0.68
3:M:810:ARG:HG2	3:M:810:ARG:HH11	1.57	0.68

Continued on next page...

Continued from previous page...

Atom-1	Atom-2	Interatomic distance (Å)	Clash overlap (Å)
3:M:546:THR:H	3:M:549:SER:HB3	1.59	0.68
3:M:810:ARG:HG2	3:M:810:ARG:HH11	1.57	0.68
3:M:709:LYS:O	3:M:710:GLY:O	2.11	0.68
3:M:72:VAL:HG13	3:M:76:GLN:CB	2.19	0.68
3:M:802:GLU:HA	3:M:802:GLU:OE1	1.93	0.68
3:M:807:VAL:O	3:M:810:ARG:HB2	1.93	0.68
1:B:101:PHE:CZ	3:M:816:ILE:HD13	2.28	0.68
3:M:72:VAL:HG13	3:M:76:GLN:CB	2.19	0.68
3:M:707:CYS:CB	3:M:712:PRO:CB	2.70	0.68
1:B:128:PHE:CE2	3:M:821:ARG:NH2	2.60	0.68
3:M:72:VAL:HG13	3:M:76:GLN:CB	2.19	0.68
1:B:101:PHE:CZ	3:M:816:ILE:HD13	2.27	0.68
3:M:72:VAL:HG13	3:M:76:GLN:CB	2.19	0.68
3:M:727:LEU:CG	3:M:786:ILE:CD1	2.71	0.68
2:C:40:ASN:HD21	3:M:793:ARG:HH12	1.31	0.68
3:M:72:VAL:HG13	3:M:76:GLN:CB	2.19	0.68
1:B:34:ILE:HD13	3:M:834:LEU:HD21	1.75	0.68
3:M:273:SER:HB2	3:M:598:LYS:CE	2.04	0.68
3:M:652:LEU:O	3:M:655:GLU:N	2.27	0.68
1:B:111:SER:HB2	1:B:150:TYR:HD1	1.58	0.68
3:M:273:SER:HB2	3:M:598:LYS:CE	2.04	0.68
3:M:652:LEU:O	3:M:655:GLU:N	2.27	0.68
1:B:34:ILE:HD11	3:M:834:LEU:HD23	1.73	0.68
3:M:652:LEU:O	3:M:655:GLU:N	2.27	0.68
3:M:709:LYS:HB3	3:M:711:PHE:CE2	2.29	0.68
3:M:273:SER:HB2	3:M:598:LYS:CE	2.04	0.68
3:M:652:LEU:O	3:M:655:GLU:N	2.27	0.68
3:M:22:LYS:N	3:M:786:ILE:CG2	2.57	0.68
3:M:273:SER:HB2	3:M:598:LYS:CE	2.04	0.68
3:M:652:LEU:O	3:M:655:GLU:N	2.27	0.68
3:M:273:SER:HB2	3:M:598:LYS:CE	2.04	0.68
3:M:652:LEU:O	3:M:655:GLU:N	2.27	0.68
3:M:725:ARG:HH22	3:M:736:GLN:HE21	1.26	0.68
1:B:34:ILE:HD13	3:M:834:LEU:CD2	2.22	0.68
3:M:273:SER:HB2	3:M:598:LYS:CE	2.04	0.68
3:M:652:LEU:O	3:M:655:GLU:N	2.27	0.68
1:B:111:SER:HB2	1:B:150:TYR:HD1	1.57	0.68
3:M:72:VAL:HG13	3:M:76:GLN:CB	2.19	0.68
1:B:84:PHE:CD2	3:M:829:TRP:CH2	2.82	0.68
3:M:72:VAL:HG13	3:M:76:GLN:CB	2.19	0.68
3:M:803:TYR:CE2	3:M:807:VAL:HG21	2.29	0.68

Continued on next page...

Continued from previous page...

Atom-1	Atom-2	Interatomic distance (Å)	Clash overlap (Å)
3:M:72:VAL:HG13	3:M:76:GLN:CB	2.19	0.68
3:M:72:VAL:HG13	3:M:76:GLN:CB	2.19	0.68
2:C:96:LYS:HG2	3:M:717:TYR:C	1.98	0.68
2:C:95:ASP:O	3:M:20:SER:N	2.26	0.68
2:C:139:TYR:CZ	3:M:23:GLU:HG3	2.28	0.68
3:M:72:VAL:HG13	3:M:76:GLN:CB	2.19	0.68
3:M:807:VAL:O	3:M:810:ARG:HB2	1.93	0.68
1:B:34:ILE:HD13	3:M:834:LEU:HD21	1.75	0.68
3:M:72:VAL:HG13	3:M:76:GLN:CB	2.19	0.68
3:M:510:TRP:CE2	3:M:711:PHE:CE2	2.82	0.68
3:M:807:VAL:O	3:M:810:ARG:HB2	1.93	0.68
2:C:17:PHE:CZ	3:M:806:MET:SD	2.87	0.68
3:M:72:VAL:HG13	3:M:76:GLN:CB	2.19	0.68
1:B:84:PHE:CD2	3:M:829:TRP:CH2	2.82	0.68
2:C:89:GLU:C	3:M:725:ARG:NH1	2.47	0.68
3:M:72:VAL:HG13	3:M:76:GLN:CB	2.19	0.68
3:M:648:THR:HG23	3:M:651:ALA:H	1.59	0.68
3:M:778:MET:CG	3:M:782:LYS:CE	2.72	0.68
3:M:810:ARG:HG2	3:M:810:ARG:HH11	1.57	0.68
2:C:96:LYS:HB3	3:M:718:ALA:C	2.13	0.68
3:M:648:THR:HG23	3:M:651:ALA:H	1.59	0.68
2:C:102:VAL:HG11	2:C:107:LEU:HG	1.76	0.68
3:M:648:THR:HG23	3:M:651:ALA:H	1.59	0.68
1:B:111:SER:HB2	1:B:150:TYR:HD1	1.58	0.68
2:C:136:CYS:N	3:M:138:LYS:HD3	2.08	0.68
3:M:648:THR:HG23	3:M:651:ALA:H	1.59	0.68
3:M:648:THR:HG23	3:M:651:ALA:H	1.59	0.68
1:B:124:GLN:NE2	2:C:16:LEU:CB	2.48	0.68
3:M:648:THR:HG23	3:M:651:ALA:H	1.59	0.68
2:C:116:GLU:HB2	3:M:791:GLN:OE1	1.93	0.68
3:M:431:LYS:CD	3:M:601:ASP:H	2.05	0.68
3:M:431:LYS:CD	3:M:601:ASP:H	2.05	0.68
3:M:546:THR:H	3:M:549:SER:HB3	1.59	0.68
1:B:126:ASP:HA	2:C:21:GLY:HA3	1.75	0.68
2:C:102:VAL:HG11	2:C:107:LEU:HG	1.76	0.68
3:M:431:LYS:CD	3:M:601:ASP:H	2.05	0.68
3:M:802:GLU:HA	3:M:802:GLU:OE1	1.92	0.68
2:C:106:GLU:OE2	3:M:7:MET:HE2	1.94	0.68
3:M:431:LYS:CD	3:M:601:ASP:H	2.05	0.68
3:M:546:THR:H	3:M:549:SER:HB3	1.59	0.68
3:M:93:MET:O	3:M:772:LEU:HD21	1.94	0.68

Continued on next page...

Continued from previous page...

Atom-1	Atom-2	Interatomic distance (Å)	Clash overlap (Å)
3:M:431:LYS:CD	3:M:601:ASP:H	2.05	0.68
3:M:802:GLU:HA	3:M:802:GLU:OE1	1.93	0.68
3:M:546:THR:H	3:M:549:SER:HB3	1.59	0.68
3:M:431:LYS:CD	3:M:601:ASP:H	2.05	0.68
3:M:431:LYS:CD	3:M:601:ASP:H	2.05	0.68
3:M:546:THR:H	3:M:549:SER:HB3	1.59	0.68
3:M:546:THR:H	3:M:549:SER:HB3	1.59	0.68
3:M:431:LYS:CD	3:M:601:ASP:H	2.05	0.68
3:M:802:GLU:HA	3:M:802:GLU:OE1	1.93	0.68
3:M:52:ILE:N	3:M:52:ILE:HD13	2.08	0.68
3:M:267:THR:N	3:M:442:VAL:HG21	2.08	0.68
3:M:550:PHE:HE2	3:M:592:ILE:HG23	1.59	0.68
3:M:52:ILE:N	3:M:52:ILE:HD13	2.08	0.68
3:M:267:THR:N	3:M:442:VAL:HG21	2.08	0.68
3:M:550:PHE:HE2	3:M:592:ILE:HG23	1.59	0.68
1:B:34:ILE:HD13	3:M:834:LEU:CD2	2.21	0.68
1:B:128:PHE:CE2	3:M:821:ARG:NH2	2.60	0.68
2:C:96:LYS:CD	3:M:725:ARG:NE	2.54	0.68
3:M:735:GLY:HA2	3:M:738:MET:CE	2.24	0.68
3:M:52:ILE:N	3:M:52:ILE:HD13	2.08	0.68
3:M:267:THR:N	3:M:442:VAL:HG21	2.08	0.68
3:M:550:PHE:HE2	3:M:592:ILE:HG23	1.59	0.68
1:B:34:ILE:HD13	3:M:834:LEU:HD21	1.75	0.68
3:M:52:ILE:N	3:M:52:ILE:HD13	2.08	0.68
3:M:267:THR:N	3:M:442:VAL:HG21	2.08	0.68
3:M:550:PHE:HE2	3:M:592:ILE:HG23	1.59	0.68
3:M:52:ILE:N	3:M:52:ILE:HD13	2.08	0.68
3:M:267:THR:N	3:M:442:VAL:HG21	2.08	0.68
3:M:550:PHE:HE2	3:M:592:ILE:HG23	1.59	0.68
3:M:52:ILE:N	3:M:52:ILE:HD13	2.08	0.68
3:M:267:THR:N	3:M:442:VAL:HG21	2.08	0.68
3:M:550:PHE:HE2	3:M:592:ILE:HG23	1.59	0.68
3:M:802:GLU:HA	3:M:802:GLU:OE1	1.92	0.68
3:M:603:LEU:HD22	3:M:647:GLN:HG2	1.35	0.68
3:M:726:VAL:CG1	3:M:786:ILE:HD12	2.24	0.68
3:M:603:LEU:HD22	3:M:647:GLN:HG2	1.35	0.68
3:M:802:GLU:HA	3:M:802:GLU:OE1	1.93	0.68
1:B:111:SER:HB2	1:B:150:TYR:HD1	1.58	0.68
3:M:603:LEU:HD22	3:M:647:GLN:HG2	1.35	0.68
3:M:603:LEU:HD22	3:M:647:GLN:HG2	1.35	0.68
2:C:139:TYR:CZ	3:M:26:GLU:OE2	2.47	0.68

Continued on next page...

Continued from previous page...

Atom-1	Atom-2	Interatomic distance (Å)	Clash overlap (Å)
3:M:603:LEU:HD22	3:M:647:GLN:HG2	1.35	0.68
3:M:509:GLU:HB2	3:M:761:GLY:HA3	1.76	0.68
3:M:603:LEU:HD22	3:M:647:GLN:HG2	1.35	0.68
3:M:603:LEU:HD22	3:M:647:GLN:HG2	1.35	0.68
2:C:116:GLU:HB2	3:M:791:GLN:OE1	1.93	0.68
2:C:116:GLU:HB2	3:M:791:GLN:OE1	1.93	0.68
2:C:93:VAL:CG2	3:M:725:ARG:C	2.62	0.68
3:M:603:LEU:HD22	3:M:647:GLN:HG2	1.35	0.68
3:M:730:SER:OG	3:M:790:THR:HG23	1.94	0.67
2:C:92:ARG:H	3:M:725:ARG:HH11	1.38	0.67
3:M:815:CYS:O	3:M:819:ASN:HB2	1.93	0.67
3:M:61:THR:HG23	3:M:71:THR:OG1	1.94	0.67
3:M:550:PHE:HE2	3:M:592:ILE:HG23	1.59	0.67
1:B:84:PHE:CD2	3:M:829:TRP:CH2	2.82	0.67
2:C:116:GLU:HB2	3:M:791:GLN:OE1	1.93	0.67
1:B:34:ILE:HD13	3:M:834:LEU:HD21	1.75	0.67
1:B:128:PHE:CE2	3:M:821:ARG:NH2	2.60	0.67
1:B:101:PHE:CD2	3:M:816:ILE:HD13	2.15	0.67
3:M:131:TRP:O	3:M:132:LEU:HD12	1.95	0.67
3:M:709:LYS:O	3:M:710:GLY:O	2.12	0.67
1:B:84:PHE:CD2	3:M:829:TRP:CH2	2.82	0.67
2:C:94:PHE:HE2	3:M:25:ILE:N	1.81	0.67
3:M:131:TRP:O	3:M:132:LEU:HD12	1.95	0.67
3:M:727:LEU:C	3:M:786:ILE:HA	2.14	0.67
3:M:131:TRP:O	3:M:132:LEU:HD12	1.95	0.67
3:M:131:TRP:O	3:M:132:LEU:HD12	1.95	0.67
3:M:131:TRP:O	3:M:132:LEU:HD12	1.95	0.67
1:B:84:PHE:CD2	3:M:829:TRP:CH2	2.82	0.67
3:M:735:GLY:HA2	3:M:738:MET:CE	2.25	0.67
3:M:807:VAL:O	3:M:810:ARG:HB2	1.93	0.67
3:M:52:ILE:N	3:M:52:ILE:HD13	2.08	0.67
3:M:62:VAL:HG12	3:M:63:LYS:O	1.94	0.67
3:M:72:VAL:HG13	3:M:76:GLN:CB	2.19	0.67
2:C:110:VAL:N	3:M:19:LYS:NZ	2.42	0.67
3:M:83:PRO:N	3:M:777:GLU:HB2	2.00	0.67
3:M:92:ALA:O	3:M:713:SER:HB2	0.86	0.67
3:M:95:THR:CB	3:M:769:ALA:O	2.39	0.67
1:B:124:GLN:NE2	2:C:16:LEU:O	2.28	0.67
3:M:735:GLY:HA2	3:M:738:MET:CE	2.25	0.67
3:M:648:THR:HG23	3:M:651:ALA:H	1.59	0.67
3:M:735:GLY:HA2	3:M:738:MET:CE	2.25	0.67

Continued on next page...

Continued from previous page...

Atom-1	Atom-2	Interatomic distance (Å)	Clash overlap (Å)
3:M:648:THR:HG23	3:M:651:ALA:H	1.59	0.67
3:M:735:GLY:HA2	3:M:738:MET:CE	2.25	0.67
3:M:61:THR:HG23	3:M:71:THR:OG1	1.94	0.67
3:M:290:GLN:O	3:M:331:LEU:HD12	1.95	0.67
3:M:480:ILE:HG22	3:M:481:ASN:ND2	2.09	0.67
3:M:652:LEU:O	3:M:655:GLU:N	2.26	0.67
3:M:648:THR:HG23	3:M:651:ALA:H	1.59	0.67
3:M:735:GLY:HA2	3:M:738:MET:CE	2.25	0.67
3:M:648:THR:HG23	3:M:651:ALA:H	1.59	0.67
1:B:56:ARG:NH2	3:M:837:LYS:NZ	2.40	0.67
3:M:61:THR:HG23	3:M:71:THR:OG1	1.94	0.67
3:M:290:GLN:O	3:M:331:LEU:HD12	1.95	0.67
3:M:480:ILE:HG22	3:M:481:ASN:ND2	2.09	0.67
3:M:652:LEU:O	3:M:655:GLU:N	2.26	0.67
2:C:116:GLU:HB2	3:M:791:GLN:OE1	1.93	0.67
3:M:648:THR:HG23	3:M:651:ALA:H	1.59	0.67
3:M:61:THR:HG23	3:M:71:THR:OG1	1.94	0.67
3:M:290:GLN:O	3:M:331:LEU:HD12	1.95	0.67
3:M:480:ILE:HG22	3:M:481:ASN:ND2	2.09	0.67
3:M:652:LEU:O	3:M:655:GLU:N	2.26	0.67
3:M:735:GLY:HA2	3:M:738:MET:CE	2.25	0.67
3:M:648:THR:HG23	3:M:651:ALA:H	1.59	0.67
3:M:648:THR:HG23	3:M:651:ALA:H	1.59	0.67
3:M:735:GLY:HA2	3:M:738:MET:CE	2.25	0.67
3:M:61:THR:HG23	3:M:71:THR:OG1	1.94	0.67
3:M:290:GLN:O	3:M:331:LEU:HD12	1.95	0.67
3:M:480:ILE:HG22	3:M:481:ASN:ND2	2.09	0.67
3:M:652:LEU:O	3:M:655:GLU:N	2.26	0.67
3:M:815:CYS:O	3:M:819:ASN:HB2	1.93	0.67
3:M:61:THR:HG23	3:M:71:THR:OG1	1.94	0.67
3:M:290:GLN:O	3:M:331:LEU:HD12	1.95	0.67
3:M:480:ILE:HG22	3:M:481:ASN:ND2	2.09	0.67
3:M:652:LEU:O	3:M:655:GLU:N	2.26	0.67
3:M:735:GLY:HA2	3:M:738:MET:CE	2.24	0.67
3:M:648:THR:HG23	3:M:651:ALA:H	1.59	0.67
3:M:735:GLY:HA2	3:M:738:MET:CE	2.25	0.67
3:M:56:GLU:CB	3:M:59:LYS:HB2	2.20	0.67
3:M:648:THR:HG23	3:M:651:ALA:H	1.59	0.67
2:C:102:VAL:HG11	2:C:107:LEU:HG	1.76	0.67
2:C:137:ILE:CG1	3:M:11:GLY:O	2.34	0.67
1:B:128:PHE:CE2	3:M:821:ARG:NH2	2.60	0.67

Continued on next page...

Continued from previous page...

Atom-1	Atom-2	Interatomic distance (Å)	Clash overlap (Å)
3:M:61:THR:HG23	3:M:71:THR:OG1	1.94	0.67
3:M:431:LYS:HD2	3:M:601:ASP:HA	1.67	0.67
2:C:102:VAL:HG11	2:C:107:LEU:HG	1.76	0.67
3:M:61:THR:HG23	3:M:71:THR:OG1	1.94	0.67
3:M:431:LYS:HD2	3:M:601:ASP:HA	1.67	0.67
2:C:95:ASP:N	3:M:722:GLN:NE2	2.25	0.67
3:M:61:THR:HG23	3:M:71:THR:OG1	1.94	0.67
3:M:431:LYS:HD2	3:M:601:ASP:HA	1.67	0.67
3:M:61:THR:HG23	3:M:71:THR:OG1	1.94	0.67
3:M:149:GLN:CD	3:M:716:LEU:HD13	2.05	0.67
3:M:431:LYS:HD2	3:M:601:ASP:HA	1.67	0.67
3:M:508:ILE:HG12	3:M:766:PHE:CE1	2.00	0.67
3:M:787:ILE:HG22	3:M:788:THR:N	2.06	0.67
2:C:103:MET:HG2	3:M:19:LYS:HZ2	0.70	0.67
3:M:61:THR:HG23	3:M:71:THR:OG1	1.94	0.67
3:M:431:LYS:HD2	3:M:601:ASP:HA	1.67	0.67
1:B:84:PHE:CD2	3:M:829:TRP:CH2	2.82	0.67
3:M:508:ILE:HD13	3:M:714:ARG:NE	2.09	0.67
3:M:61:THR:HG23	3:M:71:THR:OG1	1.94	0.67
3:M:431:LYS:HD2	3:M:601:ASP:HA	1.67	0.67
3:M:61:THR:HG23	3:M:71:THR:OG1	1.94	0.67
3:M:431:LYS:HD2	3:M:601:ASP:HA	1.67	0.67
2:C:92:ARG:HD2	3:M:725:ARG:CZ	2.24	0.67
3:M:61:THR:HG23	3:M:71:THR:OG1	1.94	0.67
3:M:431:LYS:HD2	3:M:601:ASP:HA	1.67	0.67
2:C:116:GLU:HB2	3:M:791:GLN:OE1	1.93	0.67
1:B:84:PHE:CD2	3:M:829:TRP:CH2	2.82	0.67
3:M:85:TYR:CG	3:M:776:GLU:HB2	2.29	0.67
3:M:735:GLY:HA2	3:M:738:MET:CE	2.25	0.67
3:M:815:CYS:O	3:M:819:ASN:HB2	1.93	0.67
3:M:802:GLU:HA	3:M:802:GLU:OE1	1.92	0.67
1:B:34:ILE:HD13	3:M:834:LEU:HD21	1.75	0.67
3:M:131:TRP:O	3:M:132:LEU:HD12	1.95	0.67
3:M:802:GLU:HA	3:M:802:GLU:OE1	1.93	0.67
3:M:131:TRP:O	3:M:132:LEU:HD12	1.95	0.67
1:B:84:PHE:CD2	3:M:829:TRP:CH2	2.82	0.67
3:M:131:TRP:O	3:M:132:LEU:HD12	1.95	0.67
3:M:131:TRP:O	3:M:132:LEU:HD12	1.95	0.67
3:M:726:VAL:HG13	3:M:786:ILE:HG22	1.75	0.67
1:B:34:ILE:HD13	3:M:834:LEU:HD21	1.75	0.67
3:M:131:TRP:O	3:M:132:LEU:HD12	1.95	0.67

Continued on next page...

Continued from previous page...

Atom-1	Atom-2	Interatomic distance (Å)	Clash overlap (Å)
1:B:128:PHE:CE2	3:M:821:ARG:NH2	2.60	0.67
3:M:131:TRP:O	3:M:132:LEU:HD12	1.95	0.67
3:M:131:TRP:O	3:M:132:LEU:HD12	1.95	0.67
3:M:131:TRP:O	3:M:132:LEU:HD12	1.95	0.67
3:M:62:VAL:HG12	3:M:63:LYS:O	1.94	0.67
3:M:62:VAL:HG12	3:M:63:LYS:O	1.94	0.67
3:M:166:MET:HE1	3:M:254:PHE:HB2	1.76	0.67
3:M:271:GLU:CG	3:M:476:GLU:CG	2.65	0.67
3:M:62:VAL:HG12	3:M:63:LYS:O	1.94	0.67
3:M:62:VAL:HG12	3:M:63:LYS:O	1.94	0.67
3:M:62:VAL:HG12	3:M:63:LYS:O	1.94	0.67
3:M:62:VAL:HG12	3:M:63:LYS:O	1.94	0.67
3:M:735:GLY:HA2	3:M:738:MET:CE	2.25	0.67
3:M:62:VAL:HG12	3:M:63:LYS:O	1.94	0.67
3:M:290:GLN:O	3:M:331:LEU:HD12	1.95	0.67
3:M:290:GLN:O	3:M:331:LEU:HD12	1.95	0.67
2:C:40:ASN:HD21	3:M:793:ARG:HH12	1.31	0.67
3:M:267:THR:N	3:M:442:VAL:HG21	2.08	0.67
3:M:290:GLN:O	3:M:331:LEU:HD12	1.95	0.67
3:M:815:CYS:O	3:M:819:ASN:HB2	1.93	0.67
3:M:290:GLN:O	3:M:331:LEU:HD12	1.95	0.67
2:C:86:ASP:HB2	3:M:728:ASN:CB	2.04	0.67
3:M:267:THR:N	3:M:442:VAL:HG21	2.08	0.67
2:C:102:VAL:HG11	2:C:107:LEU:HG	1.76	0.67
2:C:139:TYR:HE1	3:M:23:GLU:N	1.91	0.67
3:M:32:PHE:CE2	3:M:775:LEU:O	2.47	0.67
3:M:81:ASN:HB3	3:M:724:TYR:OH	1.94	0.67
3:M:290:GLN:O	3:M:331:LEU:HD12	1.95	0.67
3:M:735:GLY:HA2	3:M:738:MET:CE	2.25	0.67
3:M:267:THR:N	3:M:442:VAL:HG21	2.08	0.67
3:M:290:GLN:O	3:M:331:LEU:HD12	1.95	0.67
3:M:735:GLY:HA2	3:M:738:MET:CE	2.24	0.67
1:B:34:ILE:HD13	3:M:834:LEU:HD21	1.75	0.67
3:M:290:GLN:O	3:M:331:LEU:HD12	1.95	0.67
2:C:87:PHE:HD1	3:M:731:ALA:N	1.87	0.67
2:C:140:GLU:HB3	3:M:737:PHE:C	2.15	0.67
3:M:267:THR:N	3:M:442:VAL:HG21	2.08	0.67
2:C:93:VAL:HG13	3:M:726:VAL:H	1.60	0.67
3:M:267:THR:N	3:M:442:VAL:HG21	2.08	0.67
3:M:290:GLN:O	3:M:331:LEU:HD12	1.95	0.67
2:C:88:VAL:HA	3:M:731:ALA:HB1	1.76	0.67
2:C:102:VAL:HB	2:C:137:ILE:HG13	1.77	0.67

Continued on next page...

Continued from previous page...

Atom-1	Atom-2	Interatomic distance (Å)	Clash overlap (Å)
3:M:290:GLN:O	3:M:331:LEU:HD12	1.95	0.67
3:M:778:MET:HE2	3:M:782:LYS:HE3	1.74	0.67
3:M:290:GLN:O	3:M:331:LEU:HD12	1.95	0.67
3:M:58:GLY:HA2	3:M:74:GLU:OE1	1.95	0.67
3:M:290:GLN:O	3:M:331:LEU:HD12	1.95	0.67
3:M:290:GLN:O	3:M:331:LEU:HD12	1.95	0.67
3:M:290:GLN:O	3:M:331:LEU:HD12	1.95	0.67
1:B:87:LYS:CD	3:M:829:TRP:CD2	2.71	0.67
3:M:290:GLN:O	3:M:331:LEU:HD12	1.95	0.67
3:M:807:VAL:O	3:M:810:ARG:HB2	1.93	0.67
1:B:56:ARG:NH2	3:M:837:LYS:NZ	2.40	0.67
1:B:128:PHE:CE2	3:M:821:ARG:NH2	2.60	0.67
3:M:735:GLY:HA2	3:M:738:MET:CE	2.25	0.67
3:M:37:SER:C	3:M:777:GLU:HG3	2.11	0.67
3:M:802:GLU:HA	3:M:802:GLU:OE1	1.93	0.67
2:C:99:ASN:HA	3:M:740:SER:HB2	1.75	0.67
3:M:58:GLY:HA2	3:M:74:GLU:OE1	1.95	0.67
3:M:61:THR:HG23	3:M:71:THR:OG1	1.94	0.67
1:B:126:ASP:HA	2:C:21:GLY:HA3	1.75	0.67
3:M:58:GLY:HA2	3:M:74:GLU:OE1	1.95	0.67
3:M:61:THR:HG23	3:M:71:THR:OG1	1.94	0.67
2:C:93:VAL:CB	3:M:726:VAL:HG23	2.25	0.67
3:M:58:GLY:HA2	3:M:74:GLU:OE1	1.95	0.67
3:M:61:THR:HG23	3:M:71:THR:OG1	1.94	0.67
3:M:735:GLY:HA2	3:M:738:MET:CE	2.25	0.67
2:C:110:VAL:HG21	3:M:20:SER:H	1.60	0.67
3:M:58:GLY:HA2	3:M:74:GLU:OE1	1.95	0.67
3:M:61:THR:HG23	3:M:71:THR:OG1	1.94	0.67
3:M:58:GLY:HA2	3:M:74:GLU:OE1	1.95	0.67
3:M:61:THR:HG23	3:M:71:THR:OG1	1.94	0.67
3:M:58:GLY:HA2	3:M:74:GLU:OE1	1.95	0.67
3:M:61:THR:HG23	3:M:71:THR:OG1	1.94	0.67
1:B:56:ARG:NH2	3:M:837:LYS:NZ	2.40	0.67
3:M:267:THR:N	3:M:442:VAL:HG21	2.09	0.67
3:M:267:THR:N	3:M:442:VAL:HG21	2.09	0.67
1:B:34:ILE:HD13	3:M:834:LEU:HD21	1.75	0.67
2:C:114:LEU:CD1	3:M:29:ASN:HB3	2.25	0.67
3:M:267:THR:N	3:M:442:VAL:HG21	2.09	0.67
2:C:94:PHE:C	3:M:24:ARG:CZ	2.61	0.67
2:C:102:VAL:HG11	2:C:107:LEU:HG	1.76	0.67
3:M:267:THR:N	3:M:442:VAL:HG21	2.09	0.67

Continued on next page...

Continued from previous page...

Atom-1	Atom-2	Interatomic distance (Å)	Clash overlap (Å)
2:C:92:ARG:NH1	3:M:744:SER:N	2.37	0.67
3:M:267:THR:N	3:M:442:VAL:HG21	2.09	0.67
3:M:267:THR:N	3:M:442:VAL:HG21	2.09	0.67
3:M:267:THR:N	3:M:442:VAL:HG21	2.09	0.67
3:M:807:VAL:O	3:M:810:ARG:HB2	1.93	0.67
2:C:102:VAL:HG11	2:C:107:LEU:HG	1.76	0.67
3:M:725:ARG:HH22	3:M:736:GLN:HE21	1.26	0.67
3:M:267:THR:N	3:M:442:VAL:HG21	2.09	0.67
2:C:110:VAL:HG13	3:M:726:VAL:HG13	1.75	0.67
1:B:101:PHE:CD2	3:M:816:ILE:HD13	2.15	0.67
2:C:94:PHE:CZ	3:M:726:VAL:HG21	2.30	0.67
1:B:84:PHE:CD2	3:M:829:TRP:CH2	2.82	0.67
2:C:103:MET:HG3	3:M:13:ALA:C	2.07	0.67
1:B:34:ILE:HD13	3:M:834:LEU:HD21	1.75	0.67
1:B:101:PHE:CZ	3:M:816:ILE:HD13	2.27	0.67
3:M:52:ILE:N	3:M:52:ILE:HD13	2.08	0.67
3:M:166:MET:HE3	3:M:254:PHE:CD2	2.30	0.67
2:C:114:LEU:HD11	3:M:29:ASN:HB3	1.77	0.67
2:C:92:ARG:HE	3:M:721:LYS:HZ1	1.43	0.67
3:M:52:ILE:N	3:M:52:ILE:HD13	2.08	0.67
3:M:166:MET:HE3	3:M:254:PHE:CD2	2.30	0.67
3:M:815:CYS:O	3:M:819:ASN:HB2	1.93	0.67
2:C:102:VAL:HB	2:C:137:ILE:HG13	1.77	0.67
2:C:102:VAL:HG11	2:C:107:LEU:HG	1.76	0.67
3:M:52:ILE:N	3:M:52:ILE:HD13	2.08	0.67
3:M:166:MET:HE3	3:M:254:PHE:CD2	2.30	0.67
3:M:52:ILE:N	3:M:52:ILE:HD13	2.08	0.67
3:M:166:MET:HE3	3:M:254:PHE:CD2	2.30	0.67
3:M:52:ILE:N	3:M:52:ILE:HD13	2.08	0.67
3:M:166:MET:HE3	3:M:254:PHE:CD2	2.30	0.67
2:C:93:VAL:CG2	3:M:725:ARG:CA	2.50	0.67
2:C:142:PHE:H	3:M:736:GLN:H	1.42	0.67
2:C:116:GLU:HB2	3:M:791:GLN:OE1	1.93	0.67
3:M:804:ARG:O	3:M:808:GLU:HB2	1.95	0.67
2:C:102:VAL:HG11	2:C:107:LEU:HG	1.76	0.67
3:M:267:THR:CB	3:M:442:VAL:CG2	2.73	0.67
3:M:428:ALA:CB	3:M:600:LYS:HB3	2.20	0.67
1:B:34:ILE:HD13	3:M:834:LEU:HD21	1.75	0.67
3:M:267:THR:CB	3:M:442:VAL:CG2	2.73	0.67
3:M:428:ALA:CB	3:M:600:LYS:HB3	2.20	0.67
3:M:267:THR:CB	3:M:442:VAL:CG2	2.73	0.67

Continued on next page...

Continued from previous page...

Atom-1	Atom-2	Interatomic distance (Å)	Clash overlap (Å)
3:M:428:ALA:CB	3:M:600:LYS:HB3	2.20	0.67
3:M:267:THR:CB	3:M:442:VAL:CG2	2.73	0.67
3:M:428:ALA:CB	3:M:600:LYS:HB3	2.20	0.67
2:C:96:LYS:HD3	3:M:717:TYR:O	1.94	0.67
3:M:267:THR:CB	3:M:442:VAL:CG2	2.73	0.67
3:M:428:ALA:CB	3:M:600:LYS:HB3	2.20	0.67
1:B:34:ILE:HD13	3:M:834:LEU:HD21	1.75	0.67
3:M:267:THR:CB	3:M:442:VAL:CG2	2.73	0.67
3:M:428:ALA:CB	3:M:600:LYS:HB3	2.20	0.67
3:M:508:ILE:HD11	3:M:714:ARG:HB3	1.74	0.67
3:M:267:THR:CB	3:M:442:VAL:CG2	2.73	0.67
3:M:428:ALA:CB	3:M:600:LYS:HB3	2.20	0.67
2:C:93:VAL:CG2	3:M:726:VAL:HG23	2.23	0.67
2:C:102:VAL:HG11	2:C:107:LEU:HG	1.76	0.67
3:M:267:THR:CB	3:M:442:VAL:CG2	2.73	0.67
3:M:428:ALA:CB	3:M:600:LYS:HB3	2.20	0.67
3:M:266:GLU:N	3:M:442:VAL:HG11	2.10	0.67
1:B:34:ILE:HD13	3:M:834:LEU:HD21	1.75	0.67
3:M:266:GLU:N	3:M:442:VAL:HG11	2.10	0.67
1:B:56:ARG:NH2	3:M:837:LYS:NZ	2.40	0.67
3:M:266:GLU:N	3:M:442:VAL:HG11	2.10	0.67
3:M:266:GLU:N	3:M:442:VAL:HG11	2.10	0.67
3:M:266:GLU:N	3:M:442:VAL:HG11	2.10	0.67
3:M:266:GLU:N	3:M:442:VAL:HG11	2.10	0.67
3:M:266:GLU:N	3:M:442:VAL:HG11	2.10	0.67
2:C:102:VAL:HB	2:C:137:ILE:HG13	1.77	0.67
3:M:52:ILE:N	3:M:52:ILE:HD13	2.08	0.67
3:M:58:GLY:HA2	3:M:74:GLU:OE1	1.95	0.67
3:M:78:PHE:HB3	3:M:98:HIS:CD2	2.30	0.67
3:M:52:ILE:N	3:M:52:ILE:HD13	2.08	0.67
3:M:58:GLY:HA2	3:M:74:GLU:OE1	1.95	0.67
3:M:78:PHE:HB3	3:M:98:HIS:CD2	2.30	0.67
3:M:58:GLY:HA2	3:M:74:GLU:OE1	1.95	0.67
3:M:648:THR:HG23	3:M:651:ALA:H	1.59	0.67
3:M:52:ILE:N	3:M:52:ILE:HD13	2.08	0.67
3:M:58:GLY:HA2	3:M:74:GLU:OE1	1.95	0.67
3:M:78:PHE:HB3	3:M:98:HIS:CD2	2.30	0.67
3:M:52:ILE:N	3:M:52:ILE:HD13	2.08	0.67
3:M:58:GLY:HA2	3:M:74:GLU:OE1	1.95	0.67
3:M:78:PHE:HB3	3:M:98:HIS:CD2	2.30	0.67
3:M:84:LYS:HE2	3:M:775:LEU:CB	2.24	0.67

Continued on next page...

Continued from previous page...

Atom-1	Atom-2	Interatomic distance (Å)	Clash overlap (Å)
3:M:58:GLY:HA2	3:M:74:GLU:OE1	1.95	0.67
3:M:648:THR:HG23	3:M:651:ALA:H	1.59	0.67
1:B:84:PHE:CD2	3:M:829:TRP:CH2	2.82	0.67
2:C:102:VAL:HB	2:C:137:ILE:HG13	1.77	0.67
3:M:52:ILE:N	3:M:52:ILE:HD13	2.08	0.67
3:M:58:GLY:HA2	3:M:74:GLU:OE1	1.95	0.67
3:M:78:PHE:HB3	3:M:98:HIS:CD2	2.30	0.67
3:M:58:GLY:HA2	3:M:74:GLU:OE1	1.95	0.67
3:M:648:THR:HG23	3:M:651:ALA:H	1.59	0.67
3:M:52:ILE:N	3:M:52:ILE:HD13	2.08	0.67
3:M:58:GLY:HA2	3:M:74:GLU:OE1	1.95	0.67
3:M:78:PHE:HB3	3:M:98:HIS:CD2	2.30	0.67
2:C:16:LEU:HD22	3:M:810:ARG:NH1	2.09	0.67
3:M:52:ILE:N	3:M:52:ILE:HD13	2.08	0.67
3:M:58:GLY:HA2	3:M:74:GLU:OE1	1.95	0.67
3:M:78:PHE:HB3	3:M:98:HIS:CD2	2.30	0.67
2:C:139:TYR:C	3:M:736:GLN:HG2	2.11	0.67
3:M:58:GLY:HA2	3:M:74:GLU:OE1	1.95	0.67
3:M:648:THR:HG23	3:M:651:ALA:H	1.59	0.67
3:M:58:GLY:HA2	3:M:74:GLU:OE1	1.95	0.67
3:M:648:THR:HG23	3:M:651:ALA:H	1.59	0.67
1:B:56:ARG:HH22	3:M:837:LYS:HE3	1.55	0.67
3:M:52:ILE:N	3:M:52:ILE:HD13	2.08	0.67
3:M:58:GLY:HA2	3:M:74:GLU:OE1	1.95	0.67
3:M:78:PHE:HB3	3:M:98:HIS:CD2	2.30	0.67
2:C:140:GLU:HG3	3:M:738:MET:HG3	1.77	0.66
3:M:78:PHE:HB3	3:M:98:HIS:CD2	2.30	0.66
3:M:579:PHE:HD2	3:M:592:ILE:HD11	1.60	0.66
3:M:78:PHE:HB3	3:M:98:HIS:CD2	2.30	0.66
3:M:579:PHE:HD2	3:M:592:ILE:HD11	1.60	0.66
3:M:78:PHE:HB3	3:M:98:HIS:CD2	2.30	0.66
3:M:579:PHE:HD2	3:M:592:ILE:HD11	1.60	0.66
2:C:97:GLU:CA	3:M:146:LYS:HZ3	2.08	0.66
2:C:102:VAL:HG11	2:C:107:LEU:HG	1.76	0.66
3:M:78:PHE:HB3	3:M:98:HIS:CD2	2.30	0.66
3:M:149:GLN:OE1	3:M:716:LEU:CG	2.41	0.66
3:M:579:PHE:HD2	3:M:592:ILE:HD11	1.60	0.66
3:M:78:PHE:HB3	3:M:98:HIS:CD2	2.30	0.66
3:M:579:PHE:HD2	3:M:592:ILE:HD11	1.60	0.66
3:M:78:PHE:HB3	3:M:98:HIS:CD2	2.30	0.66
3:M:579:PHE:HD2	3:M:592:ILE:HD11	1.60	0.66

Continued on next page...

Continued from previous page...

Atom-1	Atom-2	Interatomic distance (Å)	Clash overlap (Å)
1:B:101:PHE:CZ	3:M:816:ILE:HD13	2.27	0.66
2:C:96:LYS:NZ	3:M:29:ASN:HD22	1.94	0.66
2:C:102:VAL:HB	2:C:137:ILE:HG13	1.77	0.66
3:M:480:ILE:HG22	3:M:481:ASN:ND2	2.09	0.66
3:M:724:TYR:HD1	3:M:727:LEU:HD11	1.61	0.66
3:M:503:TYR:OH	3:M:711:PHE:HD2	1.73	0.66
2:C:19:ARG:HH21	3:M:806:MET:HE3	1.60	0.66
1:B:84:PHE:CD2	3:M:829:TRP:CH2	2.82	0.66
1:B:101:PHE:CZ	3:M:816:ILE:HD13	2.27	0.66
3:M:267:THR:CB	3:M:442:VAL:CG2	2.73	0.66
2:C:94:PHE:HA	3:M:24:ARG:NH1	2.10	0.66
3:M:267:THR:CB	3:M:442:VAL:CG2	2.73	0.66
3:M:267:THR:CB	3:M:442:VAL:CG2	2.73	0.66
3:M:267:THR:CB	3:M:442:VAL:CG2	2.73	0.66
3:M:267:THR:CB	3:M:442:VAL:CG2	2.73	0.66
2:C:96:LYS:HB2	3:M:722:GLN:HA	1.77	0.66
2:C:139:TYR:CE2	3:M:725:ARG:NE	2.64	0.66
3:M:724:TYR:HD1	3:M:727:LEU:HD11	1.61	0.66
2:C:96:LYS:O	3:M:718:ALA:O	2.09	0.66
2:C:102:VAL:HB	2:C:137:ILE:HG13	1.77	0.66
3:M:546:THR:H	3:M:549:SER:HB3	1.59	0.66
1:B:118:GLU:HG2	1:B:137:TRP:CZ2	2.31	0.66
2:C:97:GLU:CB	3:M:10:PHE:CZ	2.76	0.66
3:M:708:ARG:N	3:M:712:PRO:CG	2.58	0.66
1:B:101:PHE:CZ	3:M:816:ILE:HD13	2.28	0.66
1:B:118:GLU:HG2	1:B:137:TRP:CZ2	2.31	0.66
2:C:93:VAL:CG1	3:M:722:GLN:O	2.43	0.66
3:M:480:ILE:HG22	3:M:481:ASN:ND2	2.09	0.66
3:M:480:ILE:HG22	3:M:481:ASN:ND2	2.09	0.66
3:M:510:TRP:CE2	3:M:711:PHE:N	2.60	0.66
3:M:480:ILE:HG22	3:M:481:ASN:ND2	2.09	0.66
3:M:480:ILE:HG22	3:M:481:ASN:ND2	2.09	0.66
2:C:99:ASN:HA	3:M:740:SER:HB2	1.75	0.66
2:C:40:ASN:ND2	3:M:793:ARG:HH12	1.88	0.66
3:M:34:ALA:O	3:M:777:GLU:CG	2.44	0.66
3:M:480:ILE:HG22	3:M:481:ASN:ND2	2.09	0.66
1:B:118:GLU:HG2	1:B:137:TRP:CZ2	2.31	0.66
3:M:724:TYR:HD1	3:M:727:LEU:HD11	1.61	0.66
3:M:480:ILE:HG22	3:M:481:ASN:ND2	2.09	0.66
3:M:480:ILE:HG22	3:M:481:ASN:ND2	2.09	0.66
1:B:56:ARG:HH22	3:M:837:LYS:HE3	1.55	0.66

Continued on next page...

Continued from previous page...

Atom-1	Atom-2	Interatomic distance (Å)	Clash overlap (Å)
3:M:480:ILE:HG22	3:M:481:ASN:ND2	2.09	0.66
3:M:778:MET:HE3	3:M:782:LYS:HE2	0.67	0.66
1:B:128:PHE:CZ	3:M:821:ARG:NH1	2.64	0.66
3:M:724:TYR:HD1	3:M:727:LEU:HD11	1.61	0.66
1:B:128:PHE:CZ	3:M:821:ARG:NH1	2.64	0.66
3:M:78:PHE:HB3	3:M:98:HIS:CD2	2.30	0.66
3:M:804:ARG:CD	3:M:808:GLU:OE2	2.42	0.66
3:M:724:TYR:HD1	3:M:727:LEU:HD11	1.61	0.66
2:C:102:VAL:HG11	2:C:107:LEU:HG	1.76	0.66
3:M:735:GLY:HA2	3:M:738:MET:CE	2.25	0.66
2:C:102:VAL:HG11	2:C:107:LEU:HG	1.76	0.66
1:B:128:PHE:CZ	3:M:821:ARG:NH1	2.64	0.66
1:B:118:GLU:HG2	1:B:137:TRP:CZ2	2.31	0.66
2:C:92:ARG:HE	3:M:721:LYS:HZ1	1.43	0.66
2:C:93:VAL:CG1	3:M:724:TYR:CD2	2.62	0.66
2:C:102:VAL:HB	2:C:137:ILE:HG13	1.77	0.66
3:M:735:GLY:HA2	3:M:738:MET:CE	2.25	0.66
1:B:118:GLU:HG2	1:B:137:TRP:CZ2	2.31	0.66
3:M:267:THR:CB	3:M:442:VAL:CG2	2.73	0.66
3:M:480:ILE:HG22	3:M:481:ASN:ND2	2.09	0.66
3:M:603:LEU:CD1	3:M:647:GLN:C	1.81	0.66
3:M:267:THR:CB	3:M:442:VAL:CG2	2.73	0.66
3:M:480:ILE:HG22	3:M:481:ASN:ND2	2.09	0.66
3:M:603:LEU:CD1	3:M:647:GLN:C	1.81	0.66
3:M:174:SER:O	3:M:670:HIS:HB2	1.96	0.66
3:M:267:THR:CB	3:M:442:VAL:CG2	2.73	0.66
3:M:480:ILE:HG22	3:M:481:ASN:ND2	2.09	0.66
3:M:603:LEU:CD1	3:M:647:GLN:C	1.81	0.66
2:C:102:VAL:HB	2:C:137:ILE:HG13	1.77	0.66
3:M:85:TYR:CZ	3:M:775:LEU:N	2.54	0.66
3:M:267:THR:CB	3:M:442:VAL:CG2	2.73	0.66
3:M:480:ILE:HG22	3:M:481:ASN:ND2	2.09	0.66
3:M:603:LEU:CD1	3:M:647:GLN:C	1.81	0.66
3:M:267:THR:CB	3:M:442:VAL:CG2	2.73	0.66
3:M:480:ILE:HG22	3:M:481:ASN:ND2	2.09	0.66
3:M:603:LEU:CD1	3:M:647:GLN:C	1.81	0.66
3:M:267:THR:CB	3:M:442:VAL:CG2	2.73	0.66
3:M:480:ILE:HG22	3:M:481:ASN:ND2	2.09	0.66
3:M:603:LEU:CD1	3:M:647:GLN:C	1.81	0.66
2:C:102:VAL:HG11	2:C:107:LEU:HG	1.76	0.66
3:M:546:THR:H	3:M:549:SER:HB3	1.59	0.66

Continued on next page...

Continued from previous page...

Atom-1	Atom-2	Interatomic distance (Å)	Clash overlap (Å)
1:B:128:PHE:CZ	3:M:821:ARG:NH1	2.64	0.66
3:M:546:THR:H	3:M:549:SER:HB3	1.59	0.66
2:C:102:VAL:HB	2:C:137:ILE:HG13	1.76	0.66
3:M:546:THR:H	3:M:549:SER:HB3	1.59	0.66
3:M:546:THR:H	3:M:549:SER:HB3	1.59	0.66
3:M:30:LYS:HE2	3:M:783:LEU:CD2	0.75	0.66
3:M:546:THR:H	3:M:549:SER:HB3	1.59	0.66
1:B:118:GLU:HG2	1:B:137:TRP:CZ2	2.31	0.66
3:M:546:THR:H	3:M:549:SER:HB3	1.59	0.66
3:M:724:TYR:HD1	3:M:727:LEU:HD11	1.61	0.66
3:M:546:THR:H	3:M:549:SER:HB3	1.59	0.66
1:B:128:PHE:CZ	3:M:821:ARG:NH1	2.64	0.66
2:C:92:ARG:HD3	3:M:725:ARG:NH2	2.08	0.66
3:M:805:ARG:O	3:M:809:ARG:CG	2.43	0.66
3:M:546:THR:H	3:M:549:SER:HB3	1.59	0.66
1:B:118:GLU:HG2	1:B:137:TRP:CZ2	2.31	0.66
2:C:88:VAL:O	3:M:747:LEU:HG	1.94	0.66
3:M:418:THR:HG22	3:M:419:VAL:N	2.11	0.66
3:M:579:PHE:HD2	3:M:592:ILE:HD11	1.61	0.66
1:B:128:PHE:CZ	3:M:821:ARG:NH1	2.64	0.66
2:C:96:LYS:HZ3	3:M:725:ARG:HB2	1.55	0.66
2:C:131:GLU:HB3	2:C:137:ILE:HG23	1.78	0.66
1:B:128:PHE:CZ	3:M:821:ARG:NH1	2.64	0.66
3:M:24:ARG:CD	3:M:779:ARG:CZ	2.70	0.66
2:C:102:VAL:HB	2:C:137:ILE:HG13	1.77	0.66
3:M:266:GLU:HA	3:M:442:VAL:HG11	0.73	0.66
3:M:322:VAL:HB	3:M:325:ILE:CD1	2.26	0.66
3:M:266:GLU:HA	3:M:442:VAL:HG11	0.73	0.66
3:M:322:VAL:HB	3:M:325:ILE:CD1	2.26	0.66
1:B:101:PHE:CE2	3:M:816:ILE:HD12	2.31	0.66
3:M:735:GLY:HA2	3:M:738:MET:CE	2.25	0.66
3:M:266:GLU:HA	3:M:442:VAL:HG11	0.73	0.66
3:M:322:VAL:HB	3:M:325:ILE:CD1	2.26	0.66
1:B:118:GLU:HG2	1:B:137:TRP:CZ2	2.31	0.66
3:M:266:GLU:HA	3:M:442:VAL:HG11	0.73	0.66
3:M:322:VAL:HB	3:M:325:ILE:CD1	2.26	0.66
2:C:87:PHE:HD1	3:M:731:ALA:N	1.87	0.66
3:M:726:VAL:CG1	3:M:786:ILE:CG2	2.40	0.66
3:M:96:HIS:CG	3:M:771:LEU:N	2.64	0.66
3:M:266:GLU:HA	3:M:442:VAL:HG11	0.73	0.66
3:M:322:VAL:HB	3:M:325:ILE:CD1	2.26	0.66

Continued on next page...

Continued from previous page...

Atom-1	Atom-2	Interatomic distance (Å)	Clash overlap (Å)
1:B:128:PHE:CZ	3:M:821:ARG:NH1	2.64	0.66
1:B:56:ARG:NH2	3:M:837:LYS:NZ	2.40	0.66
3:M:266:GLU:HA	3:M:442:VAL:HG11	0.73	0.66
3:M:322:VAL:HB	3:M:325:ILE:CD1	2.26	0.66
2:C:16:LEU:HD23	3:M:810:ARG:NH1	2.08	0.66
3:M:266:GLU:HA	3:M:442:VAL:HG11	0.73	0.66
3:M:322:VAL:HB	3:M:325:ILE:CD1	2.26	0.66
3:M:724:TYR:HD1	3:M:727:LEU:HD11	1.60	0.66
3:M:266:GLU:HA	3:M:442:VAL:HG11	0.73	0.66
3:M:322:VAL:HB	3:M:325:ILE:CD1	2.26	0.66
1:B:101:PHE:CZ	3:M:816:ILE:HD13	2.27	0.66
2:C:92:ARG:H	3:M:725:ARG:NE	1.93	0.66
3:M:290:GLN:O	3:M:331:LEU:HD12	1.95	0.66
2:C:96:LYS:HZ1	3:M:725:ARG:CD	2.09	0.66
2:C:139:TYR:OH	3:M:7:MET:HB2	1.95	0.66
3:M:503:TYR:CE1	3:M:711:PHE:CD2	2.84	0.66
2:C:93:VAL:CB	3:M:726:VAL:CG2	2.73	0.66
1:B:84:PHE:CD2	3:M:829:TRP:CH2	2.82	0.66
3:M:510:TRP:H	3:M:714:ARG:NH1	1.91	0.66
3:M:724:TYR:HD1	3:M:727:LEU:HD11	1.60	0.66
2:C:93:VAL:HG11	3:M:29:ASN:N	2.04	0.66
3:M:724:TYR:HD1	3:M:727:LEU:HD11	1.61	0.66
1:B:101:PHE:CD2	3:M:816:ILE:HD13	2.15	0.66
1:B:84:PHE:CD2	3:M:829:TRP:CH2	2.82	0.66
2:C:102:VAL:HB	2:C:137:ILE:HG13	1.77	0.66
1:B:128:PHE:CZ	3:M:821:ARG:NH1	2.64	0.66
3:M:775:LEU:O	3:M:782:LYS:CB	2.43	0.66
2:C:102:VAL:HG11	2:C:107:LEU:HG	1.76	0.66
2:C:40:ASN:ND2	3:M:793:ARG:HH12	1.89	0.66
3:M:725:ARG:HH22	3:M:736:GLN:HE21	1.26	0.66
3:M:174:SER:O	3:M:670:HIS:HB2	1.96	0.66
3:M:174:SER:O	3:M:670:HIS:HB2	1.96	0.66
3:M:431:LYS:CD	3:M:601:ASP:CA	2.26	0.66
2:C:102:VAL:HB	2:C:137:ILE:HG13	1.77	0.66
3:M:174:SER:O	3:M:670:HIS:HB2	1.96	0.66
3:M:174:SER:O	3:M:670:HIS:HB2	1.96	0.66
3:M:431:LYS:CD	3:M:601:ASP:CA	2.26	0.66
3:M:726:VAL:HG12	3:M:783:LEU:O	1.96	0.66
2:C:97:GLU:HB2	3:M:20:SER:HA	1.75	0.66
3:M:30:LYS:HE3	3:M:783:LEU:HD21	1.30	0.66
3:M:174:SER:O	3:M:670:HIS:HB2	1.96	0.66

Continued on next page...

Continued from previous page...

Atom-1	Atom-2	Interatomic distance (Å)	Clash overlap (Å)
3:M:431:LYS:CD	3:M:601:ASP:CA	2.26	0.66
3:M:174:SER:O	3:M:670:HIS:HB2	1.96	0.66
1:B:101:PHE:CE2	3:M:816:ILE:HD12	2.31	0.66
3:M:174:SER:O	3:M:670:HIS:HB2	1.96	0.66
2:C:96:LYS:HD3	3:M:717:TYR:O	1.94	0.66
3:M:431:LYS:CD	3:M:601:ASP:CA	2.26	0.66
3:M:431:LYS:CD	3:M:601:ASP:CA	2.26	0.66
2:C:92:ARG:NH1	3:M:736:GLN:NE2	2.44	0.66
3:M:174:SER:O	3:M:670:HIS:HB2	1.96	0.66
3:M:779:ARG:CG	3:M:783:LEU:HD13	2.20	0.66
1:B:111:SER:HB2	1:B:150:TYR:CD1	2.31	0.66
2:C:93:VAL:HB	3:M:724:TYR:CA	2.06	0.66
3:M:174:SER:O	3:M:670:HIS:HB2	1.95	0.66
1:B:111:SER:HB2	1:B:150:TYR:CD1	2.31	0.66
3:M:174:SER:O	3:M:670:HIS:HB2	1.95	0.66
3:M:174:SER:O	3:M:670:HIS:HB2	1.95	0.66
1:B:118:GLU:HG2	1:B:137:TRP:CZ2	2.31	0.66
2:C:16:LEU:HD13	3:M:810:ARG:CG	2.14	0.66
3:M:147:LYS:HB2	3:M:718:ALA:CB	2.26	0.66
3:M:174:SER:O	3:M:670:HIS:HB2	1.95	0.66
2:C:102:VAL:HB	2:C:137:ILE:HG13	1.76	0.66
3:M:174:SER:O	3:M:670:HIS:HB2	1.95	0.66
3:M:724:TYR:HD1	3:M:727:LEU:HD11	1.61	0.66
3:M:174:SER:O	3:M:670:HIS:HB2	1.95	0.66
3:M:724:TYR:HD1	3:M:727:LEU:HD11	1.61	0.66
3:M:724:TYR:HD1	3:M:727:LEU:HD11	1.61	0.66
2:C:131:GLU:HB3	2:C:137:ILE:HG23	1.78	0.66
3:M:144:ARG:NH1	3:M:160:ASP:OD1	2.29	0.66
3:M:724:TYR:HD1	3:M:727:LEU:HD11	1.61	0.66
2:C:95:ASP:H	3:M:21:GLU:CD	1.92	0.66
3:M:724:TYR:HD1	3:M:727:LEU:HD11	1.61	0.66
2:C:140:GLU:HB3	3:M:737:PHE:C	2.15	0.66
3:M:144:ARG:NH1	3:M:160:ASP:OD1	2.29	0.66
2:C:96:LYS:HB2	3:M:24:ARG:HB2	0.77	0.66
1:B:56:ARG:NH2	3:M:837:LYS:NZ	2.40	0.66
3:M:144:ARG:NH1	3:M:160:ASP:OD1	2.29	0.66
3:M:724:TYR:HD1	3:M:727:LEU:HD11	1.61	0.66
1:B:84:PHE:CD2	3:M:829:TRP:CH2	2.82	0.66
3:M:144:ARG:NH1	3:M:160:ASP:OD1	2.29	0.66
3:M:726:VAL:HG12	3:M:783:LEU:O	1.96	0.66
3:M:144:ARG:NH1	3:M:160:ASP:OD1	2.29	0.66

Continued on next page...

Continued from previous page...

Atom-1	Atom-2	Interatomic distance (Å)	Clash overlap (Å)
3:M:724:TYR:HD1	3:M:727:LEU:HD11	1.61	0.66
3:M:226:ASN:HB2	3:M:227:PRO:HD3	1.78	0.66
3:M:431:LYS:HD2	3:M:601:ASP:HA	1.67	0.66
3:M:226:ASN:HB2	3:M:227:PRO:HD3	1.78	0.66
3:M:431:LYS:HD2	3:M:601:ASP:HA	1.67	0.66
2:C:131:GLU:HB3	2:C:137:ILE:HG23	1.78	0.66
3:M:226:ASN:HB2	3:M:227:PRO:HD3	1.78	0.66
3:M:431:LYS:HD2	3:M:601:ASP:HA	1.67	0.66
2:C:97:GLU:OE2	3:M:151:ALA:HB1	1.95	0.66
2:C:131:GLU:HB3	2:C:137:ILE:HG23	1.78	0.66
3:M:151:ALA:HA	3:M:722:GLN:HE22	1.62	0.66
3:M:226:ASN:HB2	3:M:227:PRO:HD3	1.78	0.66
3:M:431:LYS:HD2	3:M:601:ASP:HA	1.67	0.66
3:M:226:ASN:HB2	3:M:227:PRO:HD3	1.78	0.66
3:M:431:LYS:HD2	3:M:601:ASP:HA	1.67	0.66
3:M:226:ASN:HB2	3:M:227:PRO:HD3	1.78	0.66
3:M:431:LYS:HD2	3:M:601:ASP:HA	1.67	0.66
1:B:118:GLU:HG2	1:B:137:TRP:CZ2	2.31	0.66
2:C:102:VAL:HG11	2:C:107:LEU:HG	1.76	0.66
3:M:78:PHE:HB3	3:M:98:HIS:CD2	2.30	0.66
3:M:503:TYR:HB3	3:M:714:ARG:NH1	2.10	0.66
1:B:118:GLU:HG2	1:B:137:TRP:CZ2	2.31	0.66
1:B:128:PHE:CZ	3:M:821:ARG:NH1	2.64	0.66
2:C:50:LEU:HD13	2:C:71:MET:SD	2.37	0.66
3:M:78:PHE:HB3	3:M:98:HIS:CD2	2.30	0.66
3:M:78:PHE:HB3	3:M:98:HIS:CD2	2.30	0.66
1:B:84:PHE:CD2	3:M:829:TRP:CH2	2.82	0.66
3:M:805:ARG:O	3:M:806:MET:C	2.34	0.66
2:C:102:VAL:HG11	2:C:107:LEU:HG	1.76	0.66
3:M:78:PHE:HB3	3:M:98:HIS:CD2	2.30	0.66
3:M:78:PHE:HB3	3:M:98:HIS:CD2	2.30	0.66
1:B:118:GLU:HG2	1:B:137:TRP:CZ2	2.31	0.66
3:M:131:TRP:O	3:M:132:LEU:HD12	1.95	0.65
3:M:418:THR:HG22	3:M:419:VAL:N	2.11	0.65
3:M:131:TRP:O	3:M:132:LEU:HD12	1.95	0.65
3:M:418:THR:HG22	3:M:419:VAL:N	2.11	0.65
3:M:131:TRP:O	3:M:132:LEU:HD12	1.95	0.65
3:M:418:THR:HG22	3:M:419:VAL:N	2.11	0.65
1:B:67:MET:SD	3:M:830:PRO:CB	2.85	0.65
2:C:102:VAL:CG1	3:M:14:ALA:CB	2.66	0.65
3:M:131:TRP:O	3:M:132:LEU:HD12	1.95	0.65

Continued on next page...

Continued from previous page...

Atom-1	Atom-2	Interatomic distance (Å)	Clash overlap (Å)
3:M:418:THR:HG22	3:M:419:VAL:N	2.11	0.65
1:B:118:GLU:HG2	1:B:137:TRP:CZ2	2.31	0.65
3:M:131:TRP:O	3:M:132:LEU:HD12	1.95	0.65
3:M:418:THR:HG22	3:M:419:VAL:N	2.11	0.65
2:C:102:VAL:HG11	2:C:107:LEU:HG	1.76	0.65
3:M:131:TRP:O	3:M:132:LEU:HD12	1.95	0.65
3:M:418:THR:HG22	3:M:419:VAL:N	2.11	0.65
2:C:50:LEU:HD13	2:C:71:MET:SD	2.37	0.65
3:M:226:ASN:HB2	3:M:227:PRO:HD3	1.78	0.65
3:M:226:ASN:HB2	3:M:227:PRO:HD3	1.78	0.65
2:C:16:LEU:CD1	3:M:807:VAL:CG2	2.61	0.65
3:M:56:GLU:CB	3:M:59:LYS:HB2	2.20	0.65
3:M:174:SER:O	3:M:670:HIS:HB2	1.95	0.65
3:M:278:GLN:CG	3:M:317:GLN:HB2	2.26	0.65
2:C:105:ALA:HB1	3:M:21:GLU:HG3	1.71	0.65
2:C:131:GLU:HB3	2:C:137:ILE:HG23	1.78	0.65
3:M:226:ASN:HB2	3:M:227:PRO:HD3	1.78	0.65
2:C:102:VAL:HB	2:C:137:ILE:HG13	1.77	0.65
3:M:93:MET:HA	3:M:772:LEU:HD22	1.76	0.65
3:M:226:ASN:HB2	3:M:227:PRO:HD3	1.78	0.65
3:M:56:GLU:CB	3:M:59:LYS:HB2	2.20	0.65
3:M:174:SER:O	3:M:670:HIS:HB2	1.95	0.65
3:M:278:GLN:CG	3:M:317:GLN:HB2	2.26	0.65
3:M:724:TYR:HD1	3:M:727:LEU:HD11	1.60	0.65
1:B:87:LYS:HZ1	3:M:829:TRP:HE1	1.45	0.65
2:C:139:TYR:CE1	3:M:23:GLU:HG3	2.30	0.65
3:M:226:ASN:HB2	3:M:227:PRO:HD3	1.78	0.65
1:B:111:SER:HB2	1:B:150:TYR:CD1	2.31	0.65
3:M:56:GLU:CB	3:M:59:LYS:HB2	2.20	0.65
3:M:174:SER:O	3:M:670:HIS:HB2	1.95	0.65
3:M:278:GLN:CG	3:M:317:GLN:HB2	2.26	0.65
3:M:226:ASN:HB2	3:M:227:PRO:HD3	1.78	0.65
3:M:226:ASN:HB2	3:M:227:PRO:HD3	1.78	0.65
3:M:56:GLU:CB	3:M:59:LYS:HB2	2.20	0.65
3:M:174:SER:O	3:M:670:HIS:HB2	1.95	0.65
3:M:278:GLN:CG	3:M:317:GLN:HB2	2.26	0.65
2:C:50:LEU:HD13	2:C:71:MET:SD	2.36	0.65
2:C:102:VAL:HB	2:C:137:ILE:HG13	1.76	0.65
3:M:56:GLU:CB	3:M:59:LYS:HB2	2.20	0.65
3:M:174:SER:O	3:M:670:HIS:HB2	1.95	0.65
3:M:278:GLN:CG	3:M:317:GLN:HB2	2.26	0.65

Continued on next page...

Continued from previous page...

Atom-1	Atom-2	Interatomic distance (Å)	Clash overlap (Å)
1:B:128:PHE:CZ	3:M:821:ARG:NH1	2.64	0.65
2:C:96:LYS:HE3	3:M:725:ARG:HD2	1.77	0.65
3:M:226:ASN:HB2	3:M:227:PRO:HD3	1.78	0.65
1:B:67:MET:SD	3:M:830:PRO:CB	2.84	0.65
1:B:118:GLU:HG2	1:B:137:TRP:CZ2	2.31	0.65
2:C:131:GLU:HB3	2:C:137:ILE:HG23	1.78	0.65
3:M:226:ASN:HB2	3:M:227:PRO:HD3	1.78	0.65
3:M:322:VAL:HB	3:M:325:ILE:CD1	2.26	0.65
3:M:428:ALA:CB	3:M:600:LYS:HB3	2.20	0.65
3:M:480:ILE:HG22	3:M:481:ASN:N	2.11	0.65
2:C:102:VAL:HB	2:C:137:ILE:HG13	1.77	0.65
2:C:110:VAL:CG2	3:M:20:SER:H	2.09	0.65
2:C:136:CYS:HB3	3:M:9:ALA:O	1.94	0.65
1:B:67:MET:SD	3:M:830:PRO:CB	2.85	0.65
1:B:101:PHE:CE2	3:M:816:ILE:HD12	2.31	0.65
1:B:67:MET:SD	3:M:830:PRO:CB	2.85	0.65
3:M:107:LYS:HB2	3:M:686:MET:CE	2.27	0.65
1:B:111:SER:HB2	1:B:150:TYR:CD1	2.31	0.65
2:C:50:LEU:HD13	2:C:71:MET:SD	2.37	0.65
2:C:50:LEU:HD13	2:C:71:MET:SD	2.37	0.65
1:B:111:SER:HB2	1:B:150:TYR:CD1	2.31	0.65
3:M:107:LYS:HB2	3:M:686:MET:CE	2.27	0.65
1:B:67:MET:SD	3:M:830:PRO:CB	2.85	0.65
1:B:118:GLU:HG2	1:B:137:TRP:CZ2	2.31	0.65
1:B:128:PHE:CZ	3:M:821:ARG:NH1	2.64	0.65
3:M:82:PRO:HB3	3:M:727:LEU:HD21	1.79	0.65
3:M:107:LYS:HB2	3:M:686:MET:CE	2.27	0.65
2:C:50:LEU:HD13	2:C:71:MET:SD	2.37	0.65
3:M:107:LYS:HB2	3:M:686:MET:CE	2.27	0.65
3:M:107:LYS:HB2	3:M:686:MET:CE	2.27	0.65
3:M:509:GLU:CA	3:M:766:PHE:CD1	2.48	0.65
3:M:510:TRP:CZ3	3:M:711:PHE:CG	2.69	0.65
2:C:92:ARG:NH2	3:M:745:GLU:HB3	1.85	0.65
2:C:93:VAL:HG11	3:M:727:LEU:CD1	2.26	0.65
3:M:322:VAL:HB	3:M:325:ILE:CD1	2.26	0.65
3:M:480:ILE:HG22	3:M:481:ASN:N	2.11	0.65
3:M:322:VAL:HB	3:M:325:ILE:CD1	2.26	0.65
3:M:480:ILE:HG22	3:M:481:ASN:N	2.11	0.65
2:C:50:LEU:HD13	2:C:71:MET:SD	2.37	0.65
3:M:131:TRP:O	3:M:132:LEU:HD12	1.95	0.65
3:M:161:ASN:O	3:M:165:PHE:HB2	1.96	0.65

Continued on next page...

Continued from previous page...

Atom-1	Atom-2	Interatomic distance (Å)	Clash overlap (Å)
3:M:691:VAL:O	3:M:695:LEU:HD13	1.96	0.65
3:M:322:VAL:HB	3:M:325:ILE:CD1	2.26	0.65
3:M:480:ILE:HG22	3:M:481:ASN:N	2.11	0.65
2:C:50:LEU:HD13	2:C:71:MET:SD	2.37	0.65
3:M:322:VAL:HB	3:M:325:ILE:CD1	2.26	0.65
3:M:480:ILE:HG22	3:M:481:ASN:N	2.11	0.65
3:M:322:VAL:HB	3:M:325:ILE:CD1	2.26	0.65
3:M:480:ILE:HG22	3:M:481:ASN:N	2.11	0.65
3:M:322:VAL:HB	3:M:325:ILE:CD1	2.26	0.65
3:M:480:ILE:HG22	3:M:481:ASN:N	2.11	0.65
1:B:67:MET:SD	3:M:830:PRO:CB	2.85	0.65
3:M:144:ARG:NH1	3:M:160:ASP:OD1	2.29	0.65
1:B:67:MET:SD	3:M:830:PRO:CB	2.85	0.65
3:M:144:ARG:NH1	3:M:160:ASP:OD1	2.29	0.65
1:B:111:SER:HB2	1:B:150:TYR:CD1	2.31	0.65
1:B:118:GLU:HG2	1:B:137:TRP:CZ2	2.31	0.65
3:M:144:ARG:NH1	3:M:160:ASP:OD1	2.29	0.65
3:M:25:ILE:HG12	3:M:783:LEU:CG	2.24	0.65
3:M:82:PRO:HG3	3:M:774:LEU:C	2.16	0.65
3:M:144:ARG:NH1	3:M:160:ASP:OD1	2.29	0.65
1:B:111:SER:HB2	1:B:150:TYR:CD1	2.31	0.65
3:M:144:ARG:NH1	3:M:160:ASP:OD1	2.29	0.65
3:M:144:ARG:NH1	3:M:160:ASP:OD1	2.29	0.65
3:M:144:ARG:NH1	3:M:160:ASP:OD1	2.29	0.65
2:C:131:GLU:HB3	2:C:137:ILE:HG23	1.78	0.65
1:B:101:PHE:CZ	3:M:816:ILE:HD13	2.28	0.65
3:M:144:ARG:NH1	3:M:160:ASP:OD1	2.29	0.65
1:B:84:PHE:CD2	3:M:829:TRP:CH2	2.82	0.65
3:M:161:ASN:O	3:M:165:PHE:HB2	1.96	0.65
3:M:271:GLU:CG	3:M:476:GLU:CG	2.64	0.65
2:C:50:LEU:HD13	2:C:71:MET:SD	2.37	0.65
2:C:91:LEU:C	3:M:725:ARG:HH11	1.99	0.65
3:M:161:ASN:O	3:M:165:PHE:HB2	1.96	0.65
3:M:271:GLU:CG	3:M:476:GLU:CG	2.64	0.65
3:M:161:ASN:O	3:M:165:PHE:HB2	1.96	0.65
3:M:271:GLU:CG	3:M:476:GLU:CG	2.64	0.65
3:M:161:ASN:O	3:M:165:PHE:HB2	1.96	0.65
3:M:271:GLU:CG	3:M:476:GLU:CG	2.64	0.65
3:M:161:ASN:O	3:M:165:PHE:HB2	1.96	0.65
3:M:271:GLU:CG	3:M:476:GLU:CG	2.64	0.65
3:M:161:ASN:O	3:M:165:PHE:HB2	1.96	0.65
3:M:271:GLU:CG	3:M:476:GLU:CG	2.64	0.65
3:M:161:ASN:O	3:M:165:PHE:HB2	1.96	0.65

Continued on next page...

Continued from previous page...

Atom-1	Atom-2	Interatomic distance (Å)	Clash overlap (Å)
3:M:271:GLU:CG	3:M:476:GLU:CG	2.64	0.65
3:M:803:TYR:CE1	3:M:807:VAL:CG1	2.49	0.65
1:B:111:SER:HB2	1:B:150:TYR:CD1	2.31	0.65
3:M:107:LYS:HB2	3:M:686:MET:CE	2.27	0.65
3:M:278:GLN:CG	3:M:317:GLN:HB2	2.26	0.65
1:B:128:PHE:CE2	3:M:821:ARG:NE	2.65	0.65
2:C:50:LEU:HD13	2:C:71:MET:SD	2.37	0.65
2:C:131:GLU:HB3	2:C:137:ILE:HG23	1.78	0.65
3:M:107:LYS:HB2	3:M:686:MET:CE	2.27	0.65
3:M:278:GLN:CG	3:M:317:GLN:HB2	2.26	0.65
3:M:107:LYS:HB2	3:M:686:MET:CE	2.27	0.65
3:M:278:GLN:CG	3:M:317:GLN:HB2	2.26	0.65
2:C:94:PHE:CZ	3:M:22:LYS:CA	2.70	0.65
2:C:114:LEU:CB	3:M:26:GLU:CG	2.61	0.65
3:M:25:ILE:CG2	3:M:786:ILE:HB	2.26	0.65
3:M:107:LYS:HB2	3:M:686:MET:CE	2.27	0.65
3:M:278:GLN:CG	3:M:317:GLN:HB2	2.26	0.65
2:C:102:VAL:HB	2:C:137:ILE:HG13	1.77	0.65
1:B:56:ARG:NH2	3:M:837:LYS:NZ	2.40	0.65
1:B:128:PHE:CE2	3:M:821:ARG:NE	2.65	0.65
3:M:82:PRO:N	3:M:724:TYR:HE1	1.94	0.65
3:M:107:LYS:HB2	3:M:686:MET:CE	2.27	0.65
3:M:278:GLN:CG	3:M:317:GLN:HB2	2.26	0.65
3:M:107:LYS:HB2	3:M:686:MET:CE	2.27	0.65
3:M:278:GLN:CG	3:M:317:GLN:HB2	2.26	0.65
3:M:717:TYR:HD1	3:M:744:SER:HG	1.43	0.65
3:M:107:LYS:HB2	3:M:686:MET:CE	2.27	0.65
3:M:278:GLN:CG	3:M:317:GLN:HB2	2.26	0.65
1:B:67:MET:SD	3:M:830:PRO:CB	2.85	0.65
1:B:111:SER:HB2	1:B:150:TYR:CD1	2.31	0.65
3:M:107:LYS:HB2	3:M:686:MET:CE	2.27	0.65
3:M:278:GLN:CG	3:M:317:GLN:HB2	2.26	0.65
3:M:91:MET:HE3	3:M:119:SER:HB2	1.77	0.65
3:M:91:MET:HE3	3:M:119:SER:HB2	1.77	0.65
1:B:67:MET:SD	3:M:830:PRO:CB	2.85	0.65
1:B:128:PHE:CE2	3:M:821:ARG:NE	2.65	0.65
3:M:91:MET:HE3	3:M:119:SER:HB2	1.77	0.65
3:M:91:MET:HE3	3:M:119:SER:HB2	1.77	0.65
3:M:91:MET:HE3	3:M:119:SER:HB2	1.77	0.65
1:B:126:ASP:HA	2:C:21:GLY:C	2.17	0.65
3:M:91:MET:HE3	3:M:119:SER:HB2	1.77	0.65

Continued on next page...

Continued from previous page...

Atom-1	Atom-2	Interatomic distance (Å)	Clash overlap (Å)
3:M:29:ASN:CB	3:M:781:ASP:O	2.29	0.65
1:B:84:PHE:CD2	3:M:829:TRP:CH2	2.82	0.65
2:C:131:GLU:HB3	2:C:137:ILE:HG23	1.78	0.65
1:B:111:SER:HB2	1:B:150:TYR:CD1	2.31	0.65
2:C:102:VAL:HB	2:C:137:ILE:HG13	1.77	0.65
1:B:128:PHE:CE2	3:M:821:ARG:NE	2.65	0.65
1:B:67:MET:SD	3:M:830:PRO:CB	2.85	0.65
3:M:507:GLY:HA3	3:M:764:LYS:HZ2	1.62	0.65
3:M:779:ARG:CG	3:M:783:LEU:CD1	2.74	0.65
1:B:128:PHE:CE2	3:M:821:ARG:NE	2.65	0.65
2:C:131:GLU:HB3	2:C:137:ILE:HG23	1.78	0.65
3:M:107:LYS:HB2	3:M:686:MET:CE	2.27	0.65
3:M:691:VAL:O	3:M:695:LEU:HD13	1.97	0.65
3:M:107:LYS:HB2	3:M:686:MET:CE	2.27	0.65
3:M:691:VAL:O	3:M:695:LEU:HD13	1.97	0.65
3:M:735:GLY:HA2	3:M:738:MET:HE2	1.79	0.65
3:M:107:LYS:HB2	3:M:686:MET:CE	2.27	0.65
3:M:691:VAL:O	3:M:695:LEU:HD13	1.97	0.65
2:C:135:GLY:HA3	3:M:136:ASN:OD1	1.96	0.65
3:M:107:LYS:HB2	3:M:686:MET:CE	2.27	0.65
3:M:149:GLN:O	3:M:722:GLN:HB3	1.95	0.65
3:M:691:VAL:O	3:M:695:LEU:HD13	1.97	0.65
1:B:128:PHE:CZ	3:M:821:ARG:NH1	2.64	0.65
3:M:107:LYS:HB2	3:M:686:MET:CE	2.27	0.65
3:M:691:VAL:O	3:M:695:LEU:HD13	1.97	0.65
1:B:101:PHE:CE2	3:M:816:ILE:HD12	2.31	0.65
3:M:107:LYS:HB2	3:M:686:MET:CE	2.27	0.65
3:M:691:VAL:O	3:M:695:LEU:HD13	1.97	0.65
3:M:161:ASN:O	3:M:165:PHE:HB2	1.96	0.65
3:M:480:ILE:HG22	3:M:481:ASN:N	2.11	0.65
3:M:161:ASN:O	3:M:165:PHE:HB2	1.96	0.65
3:M:480:ILE:HG22	3:M:481:ASN:N	2.11	0.65
3:M:226:ASN:HB2	3:M:227:PRO:HD3	1.78	0.65
1:B:128:PHE:CE2	3:M:821:ARG:NE	2.65	0.65
3:M:161:ASN:O	3:M:165:PHE:HB2	1.96	0.65
3:M:480:ILE:HG22	3:M:481:ASN:N	2.11	0.65
3:M:84:LYS:H	3:M:777:GLU:CA	1.61	0.65
3:M:161:ASN:O	3:M:165:PHE:HB2	1.96	0.65
3:M:480:ILE:HG22	3:M:481:ASN:N	2.11	0.65
2:C:40:ASN:ND2	3:M:793:ARG:HH12	1.89	0.65
3:M:226:ASN:HB2	3:M:227:PRO:HD3	1.78	0.65

Continued on next page...

Continued from previous page...

Atom-1	Atom-2	Interatomic distance (Å)	Clash overlap (Å)
2:C:114:LEU:HD22	3:M:65:GLU:OE2	1.95	0.65
3:M:161:ASN:O	3:M:165:PHE:HB2	1.96	0.65
3:M:480:ILE:HG22	3:M:481:ASN:N	2.11	0.65
3:M:226:ASN:HB2	3:M:227:PRO:HD3	1.78	0.65
3:M:805:ARG:O	3:M:809:ARG:CG	2.44	0.65
3:M:161:ASN:O	3:M:165:PHE:HB2	1.96	0.65
3:M:480:ILE:HG22	3:M:481:ASN:N	2.11	0.65
1:B:118:GLU:HG2	1:B:137:TRP:CZ2	2.31	0.65
2:C:131:GLU:HB3	2:C:137:ILE:HG23	1.78	0.65
3:M:161:ASN:O	3:M:165:PHE:HB2	1.96	0.65
3:M:480:ILE:HG22	3:M:481:ASN:N	2.11	0.65
3:M:226:ASN:HB2	3:M:227:PRO:HD3	1.78	0.65
3:M:729:ALA:HB3	3:M:790:THR:HG1	0.81	0.65
2:C:131:GLU:HB3	2:C:137:ILE:HG23	1.78	0.65
3:M:226:ASN:HB2	3:M:227:PRO:HD3	1.78	0.65
3:M:717:TYR:HD1	3:M:744:SER:HG	1.44	0.65
3:M:802:GLU:OE2	3:M:809:ARG:NH2	2.30	0.65
3:M:161:ASN:O	3:M:165:PHE:HB2	1.96	0.65
3:M:480:ILE:HG22	3:M:481:ASN:N	2.11	0.65
3:M:144:ARG:NH1	3:M:160:ASP:OD1	2.29	0.65
1:B:67:MET:SD	3:M:830:PRO:HB3	2.37	0.65
3:M:144:ARG:NH1	3:M:160:ASP:OD1	2.29	0.65
1:B:67:MET:SD	3:M:830:PRO:CB	2.85	0.65
2:C:102:VAL:HB	2:C:137:ILE:HG13	1.77	0.65
3:M:466:GLY:HA2	3:M:484:ASN:ND2	2.12	0.65
1:B:56:ARG:NH2	3:M:837:LYS:NZ	2.40	0.65
1:B:67:MET:SD	3:M:830:PRO:HB3	2.37	0.65
2:C:50:LEU:HD13	2:C:71:MET:SD	2.37	0.65
3:M:144:ARG:NH1	3:M:160:ASP:OD1	2.29	0.65
1:B:124:GLN:CG	2:C:16:LEU:CB	2.74	0.65
1:B:128:PHE:CE2	3:M:821:ARG:NE	2.65	0.65
3:M:82:PRO:CG	3:M:774:LEU:HA	2.22	0.65
3:M:94:MET:HA	3:M:773:GLY:H	1.60	0.65
3:M:144:ARG:NH1	3:M:160:ASP:OD1	2.29	0.65
1:B:101:PHE:CE2	3:M:816:ILE:HD12	2.31	0.65
3:M:144:ARG:NH1	3:M:160:ASP:OD1	2.29	0.65
1:B:67:MET:SD	3:M:830:PRO:CB	2.85	0.65
3:M:144:ARG:NH1	3:M:160:ASP:OD1	2.29	0.65
3:M:466:GLY:HA2	3:M:484:ASN:ND2	2.12	0.65
1:B:111:SER:HB2	1:B:150:TYR:CD1	2.31	0.65
3:M:466:GLY:HA2	3:M:484:ASN:ND2	2.12	0.65

Continued on next page...

Continued from previous page...

Atom-1	Atom-2	Interatomic distance (Å)	Clash overlap (Å)
3:M:418:THR:HG22	3:M:419:VAL:N	2.11	0.65
3:M:466:GLY:HA2	3:M:484:ASN:HD21	1.61	0.65
1:B:128:PHE:CZ	3:M:821:ARG:NH1	2.64	0.65
3:M:466:GLY:HA2	3:M:484:ASN:ND2	2.12	0.65
3:M:466:GLY:HA2	3:M:484:ASN:ND2	2.12	0.65
1:B:67:MET:SD	3:M:830:PRO:CB	2.85	0.65
3:M:418:THR:HG22	3:M:419:VAL:N	2.11	0.65
3:M:466:GLY:HA2	3:M:484:ASN:HD21	1.61	0.65
3:M:508:ILE:HG21	3:M:766:PHE:CD2	2.32	0.65
3:M:31:PRO:HD3	3:M:786:ILE:HG13	1.75	0.65
3:M:466:GLY:HA2	3:M:484:ASN:ND2	2.12	0.65
3:M:418:THR:HG22	3:M:419:VAL:N	2.11	0.65
3:M:466:GLY:HA2	3:M:484:ASN:HD21	1.61	0.65
3:M:466:GLY:HA2	3:M:484:ASN:ND2	2.12	0.65
3:M:802:GLU:O	3:M:806:MET:N	2.30	0.65
3:M:466:GLY:HA2	3:M:484:ASN:ND2	2.12	0.65
2:C:98:GLY:H	3:M:718:ALA:HB2	1.62	0.65
3:M:418:THR:HG22	3:M:419:VAL:N	2.11	0.65
3:M:466:GLY:HA2	3:M:484:ASN:HD21	1.61	0.65
3:M:418:THR:HG22	3:M:419:VAL:N	2.11	0.65
3:M:466:GLY:HA2	3:M:484:ASN:HD21	1.61	0.65
1:B:111:SER:HB2	1:B:150:TYR:CD1	2.31	0.65
3:M:466:GLY:HA2	3:M:484:ASN:ND2	2.12	0.65
2:C:96:LYS:HB3	3:M:720:PHE:CB	2.24	0.65
2:C:90:GLY:HA2	3:M:725:ARG:C	2.16	0.65
1:B:111:SER:HB2	1:B:150:TYR:CD1	2.31	0.65
3:M:219:GLU:O	3:M:223:ILE:HG13	1.97	0.65
1:B:111:SER:HB2	1:B:150:TYR:CD1	2.31	0.65
3:M:724:TYR:HD1	3:M:727:LEU:HD11	1.61	0.65
3:M:22:LYS:O	3:M:26:GLU:N	2.30	0.65
3:M:707:CYS:C	3:M:712:PRO:CD	2.63	0.65
1:B:111:SER:HB2	1:B:150:TYR:CD1	2.31	0.65
1:B:56:ARG:NH2	3:M:837:LYS:NZ	2.40	0.65
2:C:96:LYS:N	3:M:722:GLN:HB2	2.10	0.65
3:M:804:ARG:O	3:M:808:GLU:OE1	2.15	0.65
3:M:510:TRP:CD2	3:M:711:PHE:HD2	2.14	0.65
1:B:67:MET:SD	3:M:830:PRO:HB3	2.37	0.65
3:M:466:GLY:HA2	3:M:484:ASN:ND2	2.12	0.65
3:M:726:VAL:CG1	3:M:786:ILE:HG13	2.27	0.65
3:M:25:ILE:HG21	3:M:786:ILE:CB	2.27	0.65
3:M:466:GLY:HA2	3:M:484:ASN:ND2	2.12	0.65

Continued on next page...

Continued from previous page...

Atom-1	Atom-2	Interatomic distance (Å)	Clash overlap (Å)
2:C:106:GLU:OE2	3:M:19:LYS:HE2	1.96	0.65
1:B:128:PHE:CE2	3:M:821:ARG:NE	2.65	0.65
2:C:131:GLU:HB3	2:C:137:ILE:HG23	1.78	0.65
3:M:466:GLY:HA2	3:M:484:ASN:ND2	2.12	0.65
3:M:822:SER:O	3:M:825:ASN:HB2	1.97	0.65
2:C:86:ASP:HB3	3:M:728:ASN:HB3	0.65	0.65
3:M:466:GLY:HA2	3:M:484:ASN:ND2	2.12	0.65
1:B:128:PHE:CZ	3:M:821:ARG:NH1	2.64	0.65
2:C:102:VAL:HG11	2:C:107:LEU:HG	1.76	0.65
3:M:466:GLY:HA2	3:M:484:ASN:ND2	2.12	0.65
1:B:67:MET:SD	3:M:830:PRO:CB	2.85	0.65
1:B:67:MET:SD	3:M:830:PRO:CB	2.85	0.65
2:C:91:LEU:HB3	2:C:139:TYR:CD2	2.32	0.65
3:M:726:VAL:HG11	3:M:783:LEU:CG	2.19	0.65
3:M:724:TYR:HD1	3:M:727:LEU:HD11	1.61	0.65
3:M:822:SER:O	3:M:825:ASN:HB2	1.97	0.65
1:B:87:LYS:HZ1	3:M:829:TRP:HE1	1.45	0.65
1:B:111:SER:HB2	1:B:150:TYR:CD1	2.31	0.65
2:C:50:LEU:HD13	2:C:71:MET:SD	2.37	0.65
2:C:91:LEU:HB3	2:C:139:TYR:CD2	2.32	0.65
1:B:128:PHE:CZ	3:M:821:ARG:NH1	2.64	0.65
3:M:579:PHE:HD2	3:M:592:ILE:HD11	1.60	0.65
2:C:91:LEU:HB3	2:C:139:TYR:CD2	2.32	0.65
3:M:579:PHE:HD2	3:M:592:ILE:HD11	1.60	0.65
1:B:67:MET:SD	3:M:830:PRO:CB	2.85	0.65
1:B:118:GLU:HG2	1:B:137:TRP:CZ2	2.31	0.65
2:C:93:VAL:C	3:M:722:GLN:CG	2.33	0.65
3:M:579:PHE:HD2	3:M:592:ILE:HD11	1.60	0.65
1:B:67:MET:SD	3:M:830:PRO:CB	2.85	0.65
2:C:91:LEU:HB3	2:C:139:TYR:CD2	2.32	0.65
3:M:579:PHE:HD2	3:M:592:ILE:HD11	1.60	0.65
1:B:101:PHE:CE2	3:M:816:ILE:HD12	2.31	0.65
3:M:579:PHE:HD2	3:M:592:ILE:HD11	1.60	0.65
1:B:128:PHE:CD1	3:M:821:ARG:NH2	2.65	0.65
1:B:67:MET:SD	3:M:830:PRO:CB	2.85	0.65
3:M:579:PHE:HD2	3:M:592:ILE:HD11	1.60	0.65
1:B:67:MET:SD	3:M:830:PRO:CB	2.85	0.65
3:M:579:PHE:HD2	3:M:592:ILE:HD11	1.60	0.65
1:B:56:ARG:NH2	3:M:837:LYS:NZ	2.40	0.65
1:B:56:ARG:NH2	3:M:837:LYS:NZ	2.40	0.65
3:M:579:PHE:HD2	3:M:592:ILE:HD11	1.60	0.65

Continued on next page...

Continued from previous page...

Atom-1	Atom-2	Interatomic distance (Å)	Clash overlap (Å)
3:M:776:GLU:O	3:M:780:ASP:N	2.30	0.65
2:C:50:LEU:HD13	2:C:71:MET:SD	2.37	0.65
2:C:93:VAL:CB	3:M:724:TYR:HB3	0.99	0.65
2:C:94:PHE:HA	3:M:723:ARG:C	2.13	0.65
3:M:219:GLU:O	3:M:223:ILE:HG13	1.97	0.65
3:M:729:ALA:C	3:M:790:THR:HG21	2.17	0.65
3:M:219:GLU:O	3:M:223:ILE:HG13	1.97	0.65
1:B:67:MET:SD	3:M:830:PRO:HB3	2.37	0.65
1:B:118:GLU:HG2	1:B:137:TRP:CZ2	2.31	0.65
3:M:107:LYS:HB2	3:M:686:MET:CE	2.26	0.65
3:M:466:GLY:HA2	3:M:484:ASN:HD21	1.62	0.65
3:M:219:GLU:O	3:M:223:ILE:HG13	1.97	0.65
1:B:111:SER:HB2	1:B:150:TYR:CD1	2.31	0.65
3:M:219:GLU:O	3:M:223:ILE:HG13	1.97	0.65
1:B:34:ILE:HD13	3:M:834:LEU:HD21	1.75	0.65
1:B:67:MET:SD	3:M:830:PRO:HB3	2.37	0.65
3:M:219:GLU:O	3:M:223:ILE:HG13	1.97	0.65
3:M:219:GLU:O	3:M:223:ILE:HG13	1.97	0.65
1:B:118:GLU:HG2	1:B:137:TRP:CZ2	2.31	0.65
2:C:102:VAL:HB	2:C:137:ILE:HG13	1.77	0.65
3:M:717:TYR:HD1	3:M:744:SER:HG	1.45	0.65
2:C:50:LEU:HD13	2:C:71:MET:SD	2.36	0.65
2:C:91:LEU:HB3	2:C:139:TYR:CD2	2.32	0.65
3:M:322:VAL:HB	3:M:325:ILE:CD1	2.26	0.65
1:B:111:SER:HB2	1:B:150:TYR:CD1	2.31	0.65
3:M:322:VAL:HB	3:M:325:ILE:CD1	2.26	0.65
2:C:98:GLY:O	3:M:21:GLU:HB3	1.97	0.65
1:B:67:MET:SD	3:M:830:PRO:CB	2.85	0.65
2:C:50:LEU:HD13	2:C:71:MET:SD	2.37	0.65
3:M:322:VAL:HB	3:M:325:ILE:CD1	2.26	0.65
2:C:50:LEU:HD13	2:C:71:MET:SD	2.37	0.65
2:C:91:LEU:HB3	2:C:139:TYR:CD2	2.32	0.65
3:M:804:ARG:O	3:M:808:GLU:CG	2.44	0.65
3:M:322:VAL:HB	3:M:325:ILE:CD1	2.26	0.65
3:M:724:TYR:HD1	3:M:727:LEU:HD11	1.60	0.65
1:B:128:PHE:CE2	3:M:821:ARG:NE	2.65	0.65
2:C:91:LEU:HB3	2:C:139:TYR:CD2	2.32	0.65
3:M:322:VAL:HB	3:M:325:ILE:CD1	2.26	0.65
2:C:40:ASN:ND2	3:M:793:ARG:HH12	1.88	0.65
2:C:91:LEU:HB3	2:C:139:TYR:CD2	2.32	0.64
3:M:466:GLY:HA2	3:M:484:ASN:HD21	1.61	0.64

Continued on next page...

Continued from previous page...

Atom-1	Atom-2	Interatomic distance (Å)	Clash overlap (Å)
2:C:93:VAL:HB	3:M:726:VAL:HG23	1.77	0.64
3:M:466:GLY:HA2	3:M:484:ASN:HD21	1.61	0.64
3:M:822:SER:O	3:M:825:ASN:HB2	1.97	0.64
1:B:101:PHE:CD2	3:M:816:ILE:HD13	2.15	0.64
1:B:128:PHE:CD1	3:M:821:ARG:NH2	2.66	0.64
3:M:783:LEU:HD12	3:M:783:LEU:N	2.13	0.64
2:C:96:LYS:HZ2	3:M:725:ARG:HB2	1.58	0.64
3:M:466:GLY:HA2	3:M:484:ASN:HD21	1.61	0.64
3:M:822:SER:O	3:M:825:ASN:HB2	1.97	0.64
2:C:91:LEU:HB3	2:C:139:TYR:CD2	2.32	0.64
3:M:466:GLY:HA2	3:M:484:ASN:HD21	1.61	0.64
2:C:91:LEU:HB3	2:C:139:TYR:CD2	2.32	0.64
3:M:466:GLY:HA2	3:M:484:ASN:HD21	1.61	0.64
3:M:717:TYR:HD1	3:M:744:SER:HG	1.45	0.64
2:C:131:GLU:HB3	2:C:137:ILE:HG23	1.78	0.64
3:M:466:GLY:HA2	3:M:484:ASN:HD21	1.61	0.64
3:M:822:SER:O	3:M:825:ASN:HB2	1.97	0.64
1:B:128:PHE:CE2	3:M:821:ARG:NE	2.65	0.64
3:M:466:GLY:HA2	3:M:484:ASN:HD21	1.61	0.64
3:M:466:GLY:HA2	3:M:484:ASN:HD21	1.61	0.64
3:M:822:SER:O	3:M:825:ASN:HB2	1.97	0.64
3:M:374:GLN:HG3	3:M:375:ALA:H	1.59	0.64
3:M:479:CYS:HB3	3:M:653:PHE:CE2	2.32	0.64
1:B:67:MET:SD	3:M:830:PRO:HB3	2.37	0.64
3:M:466:GLY:HA2	3:M:484:ASN:HD21	1.61	0.64
3:M:726:VAL:HG12	3:M:782:LYS:HB3	1.79	0.64
3:M:466:GLY:HA2	3:M:484:ASN:HD21	1.61	0.64
2:C:131:GLU:HB3	2:C:137:ILE:HG23	1.78	0.64
3:M:374:GLN:HG3	3:M:375:ALA:H	1.59	0.64
3:M:479:CYS:HB3	3:M:653:PHE:CE2	2.32	0.64
3:M:717:TYR:HD1	3:M:744:SER:HG	1.45	0.64
3:M:822:SER:O	3:M:825:ASN:HB2	1.97	0.64
3:M:30:LYS:HA	3:M:786:ILE:HD11	1.78	0.64
3:M:466:GLY:HA2	3:M:484:ASN:HD21	1.61	0.64
3:M:822:SER:O	3:M:825:ASN:HB2	1.97	0.64
3:M:374:GLN:HG3	3:M:375:ALA:H	1.59	0.64
3:M:479:CYS:HB3	3:M:653:PHE:CE2	2.32	0.64
1:B:128:PHE:CZ	3:M:821:ARG:NH1	2.64	0.64
2:C:91:LEU:HB3	2:C:139:TYR:CD2	2.32	0.64
3:M:466:GLY:HA2	3:M:484:ASN:HD21	1.61	0.64
3:M:503:TYR:CD1	3:M:766:PHE:CE2	2.85	0.64

Continued on next page...

Continued from previous page...

Atom-1	Atom-2	Interatomic distance (Å)	Clash overlap (Å)
3:M:466:GLY:HA2	3:M:484:ASN:HD21	1.61	0.64
3:M:374:GLN:HG3	3:M:375:ALA:H	1.59	0.64
3:M:479:CYS:HB3	3:M:653:PHE:CE2	2.32	0.64
3:M:374:GLN:HG3	3:M:375:ALA:H	1.59	0.64
3:M:479:CYS:HB3	3:M:653:PHE:CE2	2.32	0.64
3:M:822:SER:O	3:M:825:ASN:HB2	1.97	0.64
3:M:466:GLY:HA2	3:M:484:ASN:HD21	1.61	0.64
1:B:67:MET:SD	3:M:830:PRO:HB3	2.37	0.64
3:M:374:GLN:HG3	3:M:375:ALA:H	1.59	0.64
1:B:128:PHE:CE2	3:M:821:ARG:NE	2.65	0.64
3:M:374:GLN:HG3	3:M:375:ALA:H	1.59	0.64
3:M:374:GLN:HG3	3:M:375:ALA:H	1.59	0.64
3:M:374:GLN:HG3	3:M:375:ALA:H	1.59	0.64
2:C:50:LEU:HD13	2:C:71:MET:SD	2.37	0.64
3:M:374:GLN:HG3	3:M:375:ALA:H	1.59	0.64
3:M:709:LYS:C	3:M:710:GLY:O	2.35	0.64
3:M:374:GLN:HG3	3:M:375:ALA:H	1.59	0.64
3:M:691:VAL:O	3:M:695:LEU:HD13	1.96	0.64
3:M:691:VAL:O	3:M:695:LEU:HD13	1.96	0.64
3:M:161:ASN:O	3:M:165:PHE:HB2	1.96	0.64
3:M:691:VAL:O	3:M:695:LEU:HD13	1.96	0.64
1:B:56:ARG:NH2	3:M:837:LYS:NZ	2.40	0.64
3:M:93:MET:HE2	3:M:714:ARG:O	1.97	0.64
3:M:691:VAL:O	3:M:695:LEU:HD13	1.96	0.64
2:C:86:ASP:HB3	3:M:728:ASN:HB3	0.65	0.64
3:M:161:ASN:O	3:M:165:PHE:HB2	1.96	0.64
3:M:779:ARG:CA	3:M:783:LEU:H	2.03	0.64
1:B:67:MET:SD	3:M:830:PRO:HB3	2.37	0.64
1:B:104:LEU:HD13	1:B:117:LEU:HD21	1.80	0.64
2:C:96:LYS:CA	3:M:24:ARG:HG3	2.27	0.64
3:M:30:LYS:NZ	3:M:783:LEU:HD23	1.68	0.64
3:M:34:ALA:CB	3:M:778:MET:HE3	2.25	0.64
3:M:691:VAL:O	3:M:695:LEU:HD13	1.96	0.64
3:M:161:ASN:O	3:M:165:PHE:HB2	1.96	0.64
1:B:67:MET:SD	3:M:830:PRO:HB3	2.37	0.64
1:B:107:ASP:OD1	2:C:128:LYS:HE2	1.97	0.64
3:M:691:VAL:O	3:M:695:LEU:HD13	1.96	0.64
3:M:691:VAL:O	3:M:695:LEU:HD13	1.96	0.64
2:C:50:LEU:HD13	2:C:71:MET:SD	2.37	0.64
3:M:161:ASN:O	3:M:165:PHE:HB2	1.96	0.64
3:M:822:SER:O	3:M:825:ASN:HB2	1.97	0.64

Continued on next page...

Continued from previous page...

Atom-1	Atom-2	Interatomic distance (Å)	Clash overlap (Å)
3:M:161:ASN:O	3:M:165:PHE:HB2	1.96	0.64
1:B:128:PHE:CE2	3:M:821:ARG:NE	2.65	0.64
3:M:691:VAL:O	3:M:695:LEU:HD13	1.96	0.64
3:M:466:GLY:HA2	3:M:484:ASN:ND2	2.12	0.64
3:M:479:CYS:HB3	3:M:653:PHE:CE2	2.33	0.64
3:M:466:GLY:HA2	3:M:484:ASN:ND2	2.12	0.64
3:M:479:CYS:HB3	3:M:653:PHE:CE2	2.33	0.64
3:M:479:CYS:HB3	3:M:653:PHE:CE2	2.33	0.64
3:M:806:MET:O	3:M:809:ARG:HB2	1.98	0.64
3:M:466:GLY:HA2	3:M:484:ASN:ND2	2.12	0.64
3:M:479:CYS:HB3	3:M:653:PHE:CE2	2.33	0.64
3:M:466:GLY:HA2	3:M:484:ASN:ND2	2.12	0.64
3:M:479:CYS:HB3	3:M:653:PHE:CE2	2.33	0.64
3:M:466:GLY:HA2	3:M:484:ASN:ND2	2.12	0.64
3:M:479:CYS:HB3	3:M:653:PHE:CE2	2.33	0.64
3:M:466:GLY:HA2	3:M:484:ASN:ND2	2.12	0.64
3:M:479:CYS:HB3	3:M:653:PHE:CE2	2.33	0.64
3:M:219:GLU:O	3:M:223:ILE:HG13	1.97	0.64
3:M:822:SER:O	3:M:825:ASN:HB2	1.97	0.64
2:C:89:GLU:CA	3:M:725:ARG:CD	2.74	0.64
1:B:34:ILE:HD13	3:M:834:LEU:HD21	1.75	0.64
1:B:67:MET:SD	3:M:830:PRO:HB3	2.37	0.64
1:B:128:PHE:CE2	3:M:821:ARG:NE	2.65	0.64
3:M:219:GLU:O	3:M:223:ILE:HG13	1.97	0.64
3:M:729:ALA:HB3	3:M:790:THR:HG1	0.80	0.64
2:C:96:LYS:NZ	3:M:29:ASN:ND2	2.45	0.64
1:B:67:MET:SD	3:M:830:PRO:HB3	2.37	0.64
3:M:219:GLU:O	3:M:223:ILE:HG13	1.97	0.64
1:B:111:SER:HB2	1:B:150:TYR:CD1	2.31	0.64
2:C:92:ARG:NH1	3:M:744:SER:N	2.37	0.64
3:M:219:GLU:O	3:M:223:ILE:HG13	1.97	0.64
3:M:806:MET:O	3:M:809:ARG:HB2	1.98	0.64
3:M:219:GLU:O	3:M:223:ILE:HG13	1.97	0.64
2:C:50:LEU:HD13	2:C:71:MET:SD	2.37	0.64
3:M:144:ARG:NH1	3:M:160:ASP:OD1	2.29	0.64
2:C:95:ASP:CG	3:M:14:ALA:CB	2.65	0.64
3:M:806:MET:O	3:M:809:ARG:HB2	1.98	0.64
3:M:806:MET:O	3:M:809:ARG:HB2	1.98	0.64
3:M:166:MET:HE3	3:M:254:PHE:HD2	1.61	0.64
3:M:166:MET:HE3	3:M:254:PHE:HD2	1.61	0.64
3:M:691:VAL:O	3:M:695:LEU:HD13	1.96	0.64

Continued on next page...

Continued from previous page...

Atom-1	Atom-2	Interatomic distance (Å)	Clash overlap (Å)
3:M:806:MET:O	3:M:809:ARG:HB2	1.98	0.64
2:C:97:GLU:HA	3:M:718:ALA:CB	2.04	0.64
3:M:166:MET:HE3	3:M:254:PHE:HD2	1.61	0.64
2:C:114:LEU:HD13	3:M:27:ALA:N	2.13	0.64
3:M:93:MET:CA	3:M:713:SER:HB3	2.19	0.64
3:M:166:MET:HE3	3:M:254:PHE:HD2	1.61	0.64
1:B:104:LEU:HD13	1:B:117:LEU:HD21	1.80	0.64
2:C:96:LYS:O	3:M:719:ASP:CA	2.45	0.64
3:M:691:VAL:O	3:M:695:LEU:HD13	1.96	0.64
2:C:40:ASN:HD21	3:M:793:ARG:HH11	0.64	0.64
3:M:33:ASP:H	3:M:781:ASP:HB2	0.92	0.64
3:M:166:MET:HE3	3:M:254:PHE:HD2	1.61	0.64
3:M:691:VAL:O	3:M:695:LEU:HD13	1.96	0.64
3:M:709:LYS:O	3:M:710:GLY:O	2.16	0.64
2:C:131:GLU:HB3	2:C:137:ILE:HG23	1.78	0.64
3:M:166:MET:HE3	3:M:254:PHE:HD2	1.61	0.64
1:B:84:PHE:CD2	3:M:829:TRP:CH2	2.82	0.64
3:M:166:MET:HE3	3:M:254:PHE:HD2	1.61	0.64
2:C:91:LEU:HB3	2:C:139:TYR:CD2	2.32	0.64
2:C:96:LYS:O	3:M:719:ASP:CA	2.45	0.64
3:M:691:VAL:O	3:M:695:LEU:HD13	1.96	0.64
3:M:691:VAL:O	3:M:695:LEU:HD13	1.96	0.64
3:M:166:MET:HE3	3:M:254:PHE:HD2	1.61	0.64
1:B:128:PHE:CD1	3:M:821:ARG:NH2	2.66	0.64
1:B:136:MET:SD	3:M:820:VAL:CG1	2.86	0.64
3:M:783:LEU:N	3:M:783:LEU:HD12	2.13	0.64
3:M:806:MET:O	3:M:809:ARG:HB2	1.98	0.64
3:M:133:PRO:O	3:M:136:ASN:HB2	1.98	0.64
3:M:435:GLU:CD	3:M:652:LEU:HD13	2.18	0.64
2:C:95:ASP:HB3	3:M:10:PHE:CD1	2.33	0.64
2:C:131:GLU:HB3	2:C:137:ILE:HG23	1.78	0.64
1:B:104:LEU:HD13	1:B:117:LEU:HD21	1.80	0.64
1:B:128:PHE:CE2	3:M:821:ARG:NE	2.65	0.64
1:B:128:PHE:CZ	3:M:821:ARG:NH1	2.64	0.64
3:M:506:GLU:OE1	3:M:762:HIS:N	2.26	0.64
3:M:806:MET:O	3:M:809:ARG:HB2	1.98	0.64
2:C:50:LEU:HD13	2:C:71:MET:SD	2.37	0.64
3:M:783:LEU:HD12	3:M:783:LEU:N	2.13	0.64
2:C:40:ASN:HD21	3:M:793:ARG:HH11	0.64	0.64
1:B:128:PHE:CD1	3:M:821:ARG:NH2	2.65	0.64
1:B:104:LEU:HD13	1:B:117:LEU:HD21	1.80	0.64

Continued on next page...

Continued from previous page...

Atom-1	Atom-2	Interatomic distance (Å)	Clash overlap (Å)
2:C:96:LYS:HG2	3:M:717:TYR:HA	1.79	0.64
2:C:92:ARG:C	3:M:725:ARG:HB2	2.14	0.64
2:C:91:LEU:HB3	2:C:139:TYR:CD2	2.32	0.64
3:M:267:THR:CB	3:M:442:VAL:CG2	2.73	0.64
3:M:806:MET:O	3:M:809:ARG:HB2	1.98	0.64
1:B:67:MET:SD	3:M:830:PRO:HB3	2.37	0.64
2:C:139:TYR:OH	3:M:4:ASP:HA	1.97	0.64
1:B:128:PHE:CZ	3:M:821:ARG:NH1	2.64	0.64
1:B:128:PHE:CE2	3:M:821:ARG:NE	2.65	0.64
3:M:806:MET:O	3:M:809:ARG:HB2	1.98	0.64
2:C:40:ASN:HD21	3:M:793:ARG:HH11	0.64	0.64
2:C:93:VAL:CG1	3:M:724:TYR:CA	2.66	0.64
3:M:783:LEU:HD12	3:M:783:LEU:N	2.13	0.64
1:B:101:PHE:CZ	3:M:816:ILE:HD13	2.27	0.64
1:B:128:PHE:CE2	3:M:821:ARG:NE	2.65	0.64
1:B:128:PHE:CD1	3:M:821:ARG:NH2	2.66	0.64
3:M:95:THR:CB	3:M:767:PHE:CD1	2.81	0.64
2:C:91:LEU:HB3	2:C:139:TYR:CD2	2.32	0.64
3:M:806:MET:O	3:M:809:ARG:HB2	1.98	0.64
1:B:104:LEU:HD13	1:B:117:LEU:HD21	1.79	0.64
2:C:87:PHE:CZ	3:M:728:ASN:HA	2.32	0.64
2:C:140:GLU:CB	3:M:738:MET:CA	2.72	0.64
1:B:67:MET:SD	3:M:830:PRO:HB3	2.37	0.64
2:C:96:LYS:HD2	3:M:721:LYS:CB	2.27	0.64
3:M:822:SER:O	3:M:825:ASN:HB2	1.97	0.64
3:M:508:ILE:HG21	3:M:766:PHE:CG	2.32	0.64
3:M:783:LEU:HD12	3:M:783:LEU:N	2.13	0.64
2:C:102:VAL:C	3:M:10:PHE:HB2	2.18	0.64
2:C:114:LEU:HD13	3:M:23:GLU:O	1.97	0.64
3:M:505:LYS:HZ3	3:M:762:HIS:C	1.98	0.64
1:B:128:PHE:CE2	3:M:821:ARG:NE	2.65	0.64
3:M:805:ARG:CA	3:M:809:ARG:HG3	2.27	0.64
1:B:124:GLN:CD	2:C:16:LEU:CA	2.66	0.64
2:C:131:GLU:HB3	2:C:137:ILE:HG23	1.78	0.64
3:M:436:LYS:CE	3:M:652:LEU:HD21	2.26	0.64
3:M:480:ILE:HG22	3:M:481:ASN:N	2.11	0.64
1:B:136:MET:SD	3:M:820:VAL:CG1	2.86	0.64
2:C:89:GLU:OE1	3:M:732:ILE:CD1	2.46	0.64
2:C:91:LEU:HB3	2:C:139:TYR:CD2	2.32	0.64
3:M:436:LYS:CE	3:M:652:LEU:HD21	2.26	0.64
3:M:480:ILE:HG22	3:M:481:ASN:N	2.11	0.64

Continued on next page...

Continued from previous page...

Atom-1	Atom-2	Interatomic distance (Å)	Clash overlap (Å)
2:C:91:LEU:HB3	2:C:139:TYR:CD2	2.32	0.64
2:C:93:VAL:HG21	3:M:29:ASN:CB	2.28	0.64
3:M:30:LYS:HE3	3:M:783:LEU:CD2	0.92	0.64
3:M:436:LYS:CE	3:M:652:LEU:HD21	2.26	0.64
3:M:480:ILE:HG22	3:M:481:ASN:N	2.11	0.64
3:M:805:ARG:C	3:M:806:MET:C	2.56	0.64
3:M:805:ARG:CA	3:M:808:GLU:HB2	2.28	0.64
1:B:136:MET:SD	3:M:820:VAL:CG1	2.86	0.64
3:M:436:LYS:CE	3:M:652:LEU:HD21	2.26	0.64
3:M:480:ILE:HG22	3:M:481:ASN:N	2.11	0.64
1:B:136:MET:SD	3:M:820:VAL:CG1	2.86	0.64
3:M:436:LYS:CE	3:M:652:LEU:HD21	2.26	0.64
3:M:480:ILE:HG22	3:M:481:ASN:N	2.11	0.64
3:M:806:MET:O	3:M:809:ARG:HB2	1.98	0.64
2:C:131:GLU:HB3	2:C:137:ILE:HG23	1.78	0.64
2:C:141:ALA:O	3:M:733:PRO:CG	2.38	0.64
3:M:822:SER:O	3:M:825:ASN:HB2	1.97	0.64
1:B:104:LEU:HD13	1:B:117:LEU:HD21	1.80	0.64
1:B:128:PHE:CE2	3:M:821:ARG:NE	2.65	0.64
3:M:278:GLN:CG	3:M:317:GLN:HB2	2.27	0.64
1:B:104:LEU:HD13	1:B:117:LEU:HD21	1.80	0.64
2:C:40:ASN:HD21	3:M:793:ARG:HH11	0.64	0.64
2:C:91:LEU:HB3	2:C:139:TYR:CD2	2.32	0.64
1:B:104:LEU:HD13	1:B:117:LEU:HD21	1.80	0.64
1:B:67:MET:SD	3:M:830:PRO:HB3	2.37	0.64
3:M:219:GLU:O	3:M:223:ILE:HG13	1.97	0.64
3:M:406:VAL:HG12	3:M:407:LYS:N	2.13	0.64
3:M:418:THR:HG22	3:M:419:VAL:N	2.11	0.64
3:M:436:LYS:CE	3:M:652:LEU:HD21	2.26	0.64
1:B:56:ARG:NH2	3:M:837:LYS:NZ	2.40	0.64
1:B:67:MET:SD	3:M:830:PRO:HB3	2.37	0.64
3:M:219:GLU:O	3:M:223:ILE:HG13	1.97	0.64
3:M:406:VAL:HG12	3:M:407:LYS:N	2.13	0.64
3:M:418:THR:HG22	3:M:419:VAL:N	2.11	0.64
3:M:436:LYS:CE	3:M:652:LEU:HD21	2.26	0.64
3:M:295:LYS:HG2	3:M:332:MET:HE1	1.79	0.64
3:M:406:VAL:HG12	3:M:407:LYS:N	2.13	0.64
2:C:91:LEU:HB3	2:C:139:TYR:CD2	2.32	0.64
2:C:93:VAL:HG21	3:M:726:VAL:H	1.61	0.64
3:M:219:GLU:O	3:M:223:ILE:HG13	1.97	0.64
3:M:406:VAL:HG12	3:M:407:LYS:N	2.13	0.64

Continued on next page...

Continued from previous page...

Atom-1	Atom-2	Interatomic distance (Å)	Clash overlap (Å)
3:M:418:THR:HG22	3:M:419:VAL:N	2.11	0.64
3:M:436:LYS:CE	3:M:652:LEU:HD21	2.26	0.64
3:M:25:ILE:HG21	3:M:786:ILE:CG2	2.28	0.64
3:M:219:GLU:O	3:M:223:ILE:HG13	1.97	0.64
3:M:406:VAL:HG12	3:M:407:LYS:N	2.13	0.64
3:M:418:THR:HG22	3:M:419:VAL:N	2.11	0.64
3:M:436:LYS:CE	3:M:652:LEU:HD21	2.26	0.64
3:M:295:LYS:HG2	3:M:332:MET:HE1	1.79	0.64
3:M:406:VAL:HG12	3:M:407:LYS:N	2.13	0.64
3:M:806:MET:O	3:M:809:ARG:HB2	1.98	0.64
3:M:219:GLU:O	3:M:223:ILE:HG13	1.97	0.64
3:M:406:VAL:HG12	3:M:407:LYS:N	2.13	0.64
3:M:418:THR:HG22	3:M:419:VAL:N	2.11	0.64
3:M:436:LYS:CE	3:M:652:LEU:HD21	2.26	0.64
3:M:295:LYS:HG2	3:M:332:MET:HE1	1.79	0.64
3:M:406:VAL:HG12	3:M:407:LYS:N	2.13	0.64
3:M:219:GLU:O	3:M:223:ILE:HG13	1.97	0.64
3:M:406:VAL:HG12	3:M:407:LYS:N	2.13	0.64
3:M:418:THR:HG22	3:M:419:VAL:N	2.11	0.64
3:M:436:LYS:CE	3:M:652:LEU:HD21	2.26	0.64
3:M:806:MET:O	3:M:809:ARG:HB2	1.98	0.64
1:B:67:MET:SD	3:M:830:PRO:HB3	2.37	0.64
3:M:219:GLU:O	3:M:223:ILE:HG13	1.97	0.64
3:M:406:VAL:HG12	3:M:407:LYS:N	2.13	0.64
3:M:418:THR:HG22	3:M:419:VAL:N	2.11	0.64
3:M:436:LYS:CE	3:M:652:LEU:HD21	2.26	0.64
1:B:136:MET:SD	3:M:820:VAL:CG1	2.86	0.64
3:M:295:LYS:HG2	3:M:332:MET:HE1	1.79	0.64
3:M:406:VAL:HG12	3:M:407:LYS:N	2.13	0.64
3:M:295:LYS:HG2	3:M:332:MET:HE1	1.79	0.64
3:M:406:VAL:HG12	3:M:407:LYS:N	2.13	0.64
3:M:219:GLU:O	3:M:223:ILE:HG13	1.97	0.64
3:M:406:VAL:HG12	3:M:407:LYS:N	2.13	0.64
3:M:418:THR:HG22	3:M:419:VAL:N	2.11	0.64
3:M:436:LYS:CE	3:M:652:LEU:HD21	2.26	0.64
3:M:783:LEU:HD12	3:M:783:LEU:N	2.13	0.64
3:M:265:ILE:HD12	3:M:445:ILE:CG2	2.28	0.64
3:M:406:VAL:HG12	3:M:407:LYS:N	2.13	0.64
3:M:435:GLU:CD	3:M:652:LEU:HD13	2.18	0.64
2:C:40:ASN:ND2	3:M:793:ARG:HH12	1.88	0.64
3:M:265:ILE:HD12	3:M:445:ILE:CG2	2.28	0.64

Continued on next page...

Continued from previous page...

Atom-1	Atom-2	Interatomic distance (Å)	Clash overlap (Å)
3:M:406:VAL:HG12	3:M:407:LYS:N	2.13	0.64
3:M:435:GLU:CD	3:M:652:LEU:HD13	2.18	0.64
3:M:265:ILE:HD12	3:M:445:ILE:CG2	2.28	0.64
1:B:101:PHE:CD2	3:M:816:ILE:HD13	2.15	0.64
3:M:265:ILE:HD12	3:M:445:ILE:CG2	2.28	0.64
3:M:406:VAL:HG12	3:M:407:LYS:N	2.13	0.64
3:M:435:GLU:CD	3:M:652:LEU:HD13	2.18	0.64
3:M:265:ILE:HD12	3:M:445:ILE:CG2	2.28	0.64
3:M:406:VAL:HG12	3:M:407:LYS:N	2.13	0.64
3:M:435:GLU:CD	3:M:652:LEU:HD13	2.18	0.64
1:B:56:ARG:NH2	3:M:837:LYS:NZ	2.40	0.64
3:M:265:ILE:HD12	3:M:445:ILE:CG2	2.28	0.64
3:M:406:VAL:HG12	3:M:407:LYS:N	2.13	0.64
3:M:435:GLU:CD	3:M:652:LEU:HD13	2.18	0.64
3:M:783:LEU:HD12	3:M:783:LEU:N	2.13	0.64
3:M:822:SER:O	3:M:825:ASN:HB2	1.97	0.64
3:M:265:ILE:HD12	3:M:445:ILE:CG2	2.28	0.64
3:M:406:VAL:HG12	3:M:407:LYS:N	2.13	0.64
3:M:435:GLU:CD	3:M:652:LEU:HD13	2.18	0.64
3:M:806:MET:O	3:M:809:ARG:HB2	1.98	0.64
2:C:40:ASN:HD21	3:M:793:ARG:HH11	0.64	0.64
3:M:822:SER:O	3:M:825:ASN:HB2	1.97	0.64
1:B:136:MET:SD	3:M:820:VAL:CG1	2.86	0.64
3:M:503:TYR:CB	3:M:714:ARG:HH12	2.11	0.64
3:M:508:ILE:HG22	3:M:714:ARG:NE	2.13	0.64
3:M:579:PHE:HD2	3:M:592:ILE:HD11	1.60	0.64
2:C:96:LYS:HB2	3:M:722:GLN:H	1.61	0.64
3:M:22:LYS:O	3:M:787:ILE:CD1	2.46	0.64
3:M:29:ASN:CA	3:M:782:LYS:N	2.58	0.64
3:M:579:PHE:HD2	3:M:592:ILE:HD11	1.60	0.64
1:B:101:PHE:CZ	3:M:816:ILE:HD13	2.28	0.64
3:M:579:PHE:HD2	3:M:592:ILE:HD11	1.60	0.64
3:M:806:MET:O	3:M:809:ARG:HB2	1.98	0.64
1:B:111:SER:HB2	1:B:150:TYR:CD1	2.31	0.64
1:B:128:PHE:CE2	3:M:821:ARG:NE	2.65	0.64
3:M:579:PHE:HD2	3:M:592:ILE:HD11	1.60	0.64
3:M:726:VAL:HG13	3:M:787:ILE:CG1	2.28	0.64
3:M:507:GLY:HA3	3:M:764:LYS:NZ	2.10	0.64
3:M:579:PHE:HD2	3:M:592:ILE:HD11	1.60	0.64
1:B:136:MET:SD	3:M:820:VAL:CG1	2.86	0.64
2:C:91:LEU:HB3	2:C:139:TYR:CD2	2.32	0.64

Continued on next page...

Continued from previous page...

Atom-1	Atom-2	Interatomic distance (Å)	Clash overlap (Å)
2:C:146:ILE:N	3:M:733:PRO:HD3	2.09	0.64
3:M:502:GLU:CG	3:M:766:PHE:HZ	2.11	0.64
3:M:806:MET:O	3:M:809:ARG:HB2	1.98	0.64
2:C:88:VAL:H	3:M:732:ILE:CD1	2.10	0.64
2:C:92:ARG:H	3:M:725:ARG:HD2	1.19	0.64
3:M:778:MET:CB	3:M:782:LYS:HD2	2.25	0.64
2:C:116:GLU:HB3	3:M:795:ARG:NH2	2.13	0.64
3:M:161:ASN:HA	3:M:164:GLN:HE21	1.63	0.64
2:C:103:MET:SD	3:M:10:PHE:CA	2.86	0.64
2:C:106:GLU:HG2	3:M:18:ARG:O	1.96	0.64
1:B:67:MET:SD	3:M:830:PRO:HB3	2.37	0.64
2:C:91:LEU:HB3	2:C:139:TYR:CD2	2.32	0.64
3:M:133:PRO:O	3:M:136:ASN:HB2	1.98	0.64
3:M:265:ILE:HD12	3:M:445:ILE:CG2	2.28	0.64
3:M:133:PRO:O	3:M:136:ASN:HB2	1.98	0.64
3:M:265:ILE:HD12	3:M:445:ILE:CG2	2.28	0.64
3:M:728:ASN:O	3:M:730:SER:N	2.31	0.64
3:M:133:PRO:O	3:M:136:ASN:HB2	1.98	0.64
3:M:133:PRO:O	3:M:136:ASN:HB2	1.98	0.64
3:M:265:ILE:HD12	3:M:445:ILE:CG2	2.28	0.64
1:B:67:MET:SD	3:M:830:PRO:HB3	2.38	0.64
2:C:40:ASN:HD21	3:M:793:ARG:HH11	0.64	0.64
2:C:105:ALA:HB2	3:M:15:PRO:CB	2.28	0.64
2:C:114:LEU:HD12	3:M:23:GLU:CA	2.28	0.64
3:M:133:PRO:O	3:M:136:ASN:HB2	1.98	0.64
3:M:265:ILE:HD12	3:M:445:ILE:CG2	2.28	0.64
3:M:133:PRO:O	3:M:136:ASN:HB2	1.98	0.64
3:M:95:THR:OG1	3:M:767:PHE:CD1	2.51	0.64
3:M:133:PRO:O	3:M:136:ASN:HB2	1.98	0.64
3:M:265:ILE:HD12	3:M:445:ILE:CG2	2.28	0.64
1:B:104:LEU:HD13	1:B:117:LEU:HD21	1.80	0.64
3:M:133:PRO:O	3:M:136:ASN:HB2	1.98	0.64
3:M:133:PRO:O	3:M:136:ASN:HB2	1.98	0.64
3:M:265:ILE:HD12	3:M:445:ILE:CG2	2.28	0.64
2:C:94:PHE:CE2	3:M:783:LEU:HD23	2.33	0.64
3:M:133:PRO:O	3:M:136:ASN:HB2	1.98	0.64
3:M:265:ILE:HD12	3:M:445:ILE:CG2	2.28	0.64
1:B:67:MET:SD	3:M:830:PRO:HB3	2.37	0.64
3:M:133:PRO:O	3:M:136:ASN:HB2	1.98	0.64
1:B:67:MET:SD	3:M:830:PRO:HB3	2.37	0.64
1:B:87:LYS:CD	3:M:829:TRP:CZ3	2.78	0.64

Continued on next page...

Continued from previous page...

Atom-1	Atom-2	Interatomic distance (Å)	Clash overlap (Å)
3:M:133:PRO:O	3:M:136:ASN:HB2	1.98	0.64
3:M:133:PRO:O	3:M:136:ASN:HB2	1.98	0.64
3:M:265:ILE:HD12	3:M:445:ILE:CG2	2.28	0.64
1:B:136:MET:SD	3:M:820:VAL:CG1	2.86	0.63
2:C:116:GLU:HB3	3:M:795:ARG:NH2	2.13	0.63
3:M:94:MET:HE1	3:M:101:ALA:HB1	1.80	0.63
3:M:133:PRO:O	3:M:136:ASN:HB2	1.98	0.63
3:M:278:GLN:CG	3:M:317:GLN:HB2	2.27	0.63
3:M:94:MET:HE1	3:M:101:ALA:HB1	1.80	0.63
3:M:133:PRO:O	3:M:136:ASN:HB2	1.98	0.63
3:M:278:GLN:CG	3:M:317:GLN:HB2	2.27	0.63
3:M:406:VAL:HG12	3:M:407:LYS:N	2.13	0.63
3:M:436:LYS:CE	3:M:652:LEU:HD21	2.26	0.63
3:M:94:MET:HE1	3:M:101:ALA:HB1	1.80	0.63
3:M:133:PRO:O	3:M:136:ASN:HB2	1.98	0.63
3:M:278:GLN:CG	3:M:317:GLN:HB2	2.27	0.63
3:M:94:MET:HE1	3:M:101:ALA:HB1	1.80	0.63
3:M:133:PRO:O	3:M:136:ASN:HB2	1.98	0.63
3:M:148:ARG:HB2	3:M:719:ASP:OD2	1.97	0.63
3:M:278:GLN:CG	3:M:317:GLN:HB2	2.27	0.63
3:M:94:MET:HE1	3:M:101:ALA:HB1	1.80	0.63
3:M:133:PRO:O	3:M:136:ASN:HB2	1.98	0.63
3:M:278:GLN:CG	3:M:317:GLN:HB2	2.27	0.63
3:M:94:MET:HE1	3:M:101:ALA:HB1	1.80	0.63
3:M:133:PRO:O	3:M:136:ASN:HB2	1.98	0.63
3:M:278:GLN:CG	3:M:317:GLN:HB2	2.27	0.63
3:M:94:MET:HE1	3:M:101:ALA:HB1	1.80	0.63
3:M:133:PRO:O	3:M:136:ASN:HB2	1.98	0.63
3:M:278:GLN:CG	3:M:317:GLN:HB2	2.27	0.63
3:M:806:MET:O	3:M:809:ARG:HB2	1.98	0.63
2:C:94:PHE:CE2	3:M:783:LEU:HD23	2.33	0.63
1:B:128:PHE:CZ	3:M:821:ARG:NH1	2.64	0.63
2:C:40:ASN:HD21	3:M:793:ARG:HH11	0.64	0.63
3:M:161:ASN:HA	3:M:164:GLN:HE21	1.63	0.63
2:C:116:GLU:HB3	3:M:795:ARG:NH2	2.13	0.63
1:B:136:MET:SD	3:M:820:VAL:CG1	2.86	0.63
2:C:131:GLU:HB3	2:C:137:ILE:HG23	1.78	0.63
3:M:161:ASN:HA	3:M:164:GLN:HE21	1.63	0.63
3:M:805:ARG:O	3:M:809:ARG:CB	2.46	0.63
3:M:161:ASN:HA	3:M:164:GLN:HE21	1.63	0.63
3:M:783:LEU:HD12	3:M:783:LEU:N	2.13	0.63
1:B:101:PHE:CZ	3:M:816:ILE:HD13	2.28	0.63
3:M:161:ASN:HA	3:M:164:GLN:HE21	1.63	0.63
3:M:161:ASN:HA	3:M:164:GLN:HE21	1.63	0.63

Continued on next page...

Continued from previous page...

Atom-1	Atom-2	Interatomic distance (Å)	Clash overlap (Å)
2:C:40:ASN:HD21	3:M:793:ARG:HH11	0.64	0.63
2:C:92:ARG:HG2	3:M:743:ALA:CB	2.28	0.63
3:M:776:GLU:O	3:M:780:ASP:N	2.31	0.63
2:C:116:GLU:HB3	3:M:795:ARG:NH2	2.13	0.63
3:M:717:TYR:HD1	3:M:744:SER:HG	1.44	0.63
2:C:109:HIS:C	3:M:19:LYS:HZ1	2.01	0.63
2:C:116:GLU:HB3	3:M:795:ARG:NH2	2.13	0.63
3:M:149:GLN:CG	3:M:718:ALA:N	2.41	0.63
1:B:128:PHE:CD1	3:M:821:ARG:NH2	2.66	0.63
2:C:94:PHE:CE2	3:M:783:LEU:HD23	2.34	0.63
3:M:783:LEU:HD12	3:M:783:LEU:N	2.13	0.63
2:C:94:PHE:CE2	3:M:783:LEU:HD23	2.34	0.63
3:M:603:LEU:CD1	3:M:647:GLN:C	1.82	0.63
2:C:40:ASN:ND2	3:M:793:ARG:HH12	1.88	0.63
3:M:603:LEU:CD1	3:M:647:GLN:C	1.82	0.63
3:M:435:GLU:CD	3:M:652:LEU:HD13	2.18	0.63
2:C:94:PHE:CE2	3:M:783:LEU:HD23	2.34	0.63
3:M:603:LEU:CD1	3:M:647:GLN:C	1.82	0.63
3:M:822:SER:O	3:M:825:ASN:HB2	1.97	0.63
2:C:116:GLU:HB3	3:M:795:ARG:NH2	2.14	0.63
3:M:603:LEU:CD1	3:M:647:GLN:C	1.82	0.63
3:M:435:GLU:CD	3:M:652:LEU:HD13	2.18	0.63
1:B:128:PHE:CD1	3:M:821:ARG:NH2	2.66	0.63
2:C:116:GLU:HB3	3:M:795:ARG:NH2	2.13	0.63
3:M:95:THR:HA	3:M:767:PHE:HB3	1.79	0.63
3:M:603:LEU:CD1	3:M:647:GLN:C	1.82	0.63
3:M:435:GLU:CD	3:M:652:LEU:HD13	2.18	0.63
3:M:603:LEU:CD1	3:M:647:GLN:C	1.82	0.63
2:C:116:GLU:HB3	3:M:795:ARG:NH2	2.13	0.63
3:M:603:LEU:CD1	3:M:647:GLN:C	1.82	0.63
3:M:435:GLU:CD	3:M:652:LEU:HD13	2.18	0.63
1:B:101:PHE:CZ	3:M:816:ILE:HD13	2.27	0.63
3:M:435:GLU:CD	3:M:652:LEU:HD13	2.18	0.63
3:M:603:LEU:CD1	3:M:647:GLN:C	1.82	0.63
2:C:91:LEU:HA	3:M:725:ARG:C	2.17	0.63
2:C:144:LYS:H	3:M:734:GLU:HB2	1.62	0.63
3:M:436:LYS:CE	3:M:652:LEU:HD21	2.26	0.63
3:M:726:VAL:C	3:M:786:ILE:HG22	1.99	0.63
2:C:92:ARG:H	3:M:725:ARG:CZ	2.10	0.63
3:M:436:LYS:CE	3:M:652:LEU:HD21	2.26	0.63
1:B:136:MET:SD	3:M:820:VAL:CG1	2.86	0.63

Continued on next page...

Continued from previous page...

Atom-1	Atom-2	Interatomic distance (Å)	Clash overlap (Å)
2:C:40:ASN:ND2	3:M:793:ARG:HH12	1.88	0.63
3:M:94:MET:HE1	3:M:101:ALA:HB1	1.79	0.63
3:M:728:ASN:O	3:M:730:SER:N	2.31	0.63
2:C:116:GLU:HB3	3:M:795:ARG:NH2	2.13	0.63
3:M:436:LYS:CE	3:M:652:LEU:HD21	2.26	0.63
3:M:436:LYS:CE	3:M:652:LEU:HD21	2.26	0.63
3:M:728:ASN:O	3:M:730:SER:N	2.31	0.63
3:M:436:LYS:CE	3:M:652:LEU:HD21	2.26	0.63
3:M:436:LYS:CE	3:M:652:LEU:HD21	2.26	0.63
2:C:116:GLU:HB3	3:M:795:ARG:NH2	2.13	0.63
3:M:161:ASN:HA	3:M:164:GLN:HE21	1.63	0.63
3:M:479:CYS:HB3	3:M:653:PHE:CE2	2.33	0.63
1:B:128:PHE:CD1	3:M:821:ARG:NH2	2.65	0.63
3:M:161:ASN:HA	3:M:164:GLN:HE21	1.63	0.63
3:M:479:CYS:HB3	3:M:653:PHE:CE2	2.33	0.63
3:M:783:LEU:HD12	3:M:783:LEU:N	2.13	0.63
2:C:116:GLU:HB3	3:M:795:ARG:NH2	2.14	0.63
3:M:580:SER:HA	3:M:588:VAL:O	1.98	0.63
3:M:161:ASN:HA	3:M:164:GLN:HE21	1.63	0.63
3:M:479:CYS:HB3	3:M:653:PHE:CE2	2.33	0.63
3:M:806:MET:O	3:M:809:ARG:HB2	1.98	0.63
3:M:161:ASN:HA	3:M:164:GLN:HE21	1.63	0.63
3:M:479:CYS:HB3	3:M:653:PHE:CE2	2.33	0.63
2:C:142:PHE:CB	3:M:736:GLN:NE2	2.58	0.63
3:M:580:SER:HA	3:M:588:VAL:O	1.98	0.63
3:M:161:ASN:HA	3:M:164:GLN:HE21	1.63	0.63
3:M:479:CYS:HB3	3:M:653:PHE:CE2	2.33	0.63
1:B:101:PHE:CZ	3:M:816:ILE:HD13	2.27	0.63
3:M:580:SER:HA	3:M:588:VAL:O	1.98	0.63
3:M:735:GLY:HA2	3:M:738:MET:HE2	1.81	0.63
1:B:128:PHE:CE2	3:M:821:ARG:NE	2.65	0.63
3:M:161:ASN:HA	3:M:164:GLN:HE21	1.63	0.63
3:M:479:CYS:HB3	3:M:653:PHE:CE2	2.33	0.63
3:M:161:ASN:HA	3:M:164:GLN:HE21	1.63	0.63
3:M:479:CYS:HB3	3:M:653:PHE:CE2	2.33	0.63
3:M:822:SER:O	3:M:825:ASN:HB2	1.97	0.63
1:B:101:PHE:CZ	3:M:816:ILE:HD13	2.27	0.63
3:M:580:SER:HA	3:M:588:VAL:O	1.98	0.63
2:C:40:ASN:HD21	3:M:793:ARG:HH11	0.64	0.63
2:C:116:GLU:HB3	3:M:795:ARG:NH2	2.13	0.63
3:M:580:SER:HA	3:M:588:VAL:O	1.98	0.63

Continued on next page...

Continued from previous page...

Atom-1	Atom-2	Interatomic distance (Å)	Clash overlap (Å)
3:M:161:ASN:HA	3:M:164:GLN:HE21	1.63	0.63
3:M:479:CYS:HB3	3:M:653:PHE:CE2	2.33	0.63
3:M:428:ALA:C	3:M:601:ASP:HB3	2.18	0.63
3:M:428:ALA:C	3:M:601:ASP:HB3	2.18	0.63
3:M:428:ALA:C	3:M:601:ASP:HB3	2.18	0.63
1:B:136:MET:SD	3:M:820:VAL:CG1	2.86	0.63
3:M:428:ALA:C	3:M:601:ASP:HB3	2.18	0.63
3:M:428:ALA:C	3:M:601:ASP:HB3	2.18	0.63
2:C:96:LYS:CD	3:M:722:GLN:HA	2.23	0.63
3:M:428:ALA:C	3:M:601:ASP:HB3	2.18	0.63
3:M:270:LEU:HG	3:M:285:TYR:CD1	2.33	0.63
2:C:40:ASN:HD21	3:M:793:ARG:HH11	0.64	0.63
3:M:270:LEU:HG	3:M:285:TYR:CD1	2.33	0.63
3:M:783:LEU:HD12	3:M:783:LEU:N	2.13	0.63
3:M:270:LEU:HG	3:M:285:TYR:CD1	2.33	0.63
2:C:94:PHE:CE2	3:M:783:LEU:HD23	2.33	0.63
3:M:270:LEU:HG	3:M:285:TYR:CD1	2.33	0.63
3:M:822:SER:O	3:M:825:ASN:HB2	1.97	0.63
3:M:270:LEU:HG	3:M:285:TYR:CD1	2.33	0.63
3:M:717:TYR:HD1	3:M:744:SER:HG	1.45	0.63
3:M:725:ARG:HH22	3:M:736:GLN:HE21	1.26	0.63
3:M:728:ASN:O	3:M:730:SER:N	2.31	0.63
3:M:806:MET:O	3:M:809:ARG:HB2	1.98	0.63
3:M:270:LEU:HG	3:M:285:TYR:CD1	2.33	0.63
1:B:136:MET:SD	3:M:820:VAL:CG1	2.86	0.63
3:M:270:LEU:HG	3:M:285:TYR:CD1	2.33	0.63
2:C:93:VAL:CG2	3:M:725:ARG:HB3	2.11	0.63
3:M:270:LEU:HG	3:M:285:TYR:CD1	2.33	0.63
3:M:726:VAL:CG2	3:M:786:ILE:HD12	2.27	0.63
3:M:806:MET:O	3:M:809:ARG:HB2	1.98	0.63
2:C:93:VAL:N	3:M:747:LEU:HD13	2.12	0.63
2:C:94:PHE:CE2	3:M:783:LEU:HD23	2.34	0.63
3:M:771:LEU:O	3:M:774:LEU:N	2.32	0.63
1:B:128:PHE:CD1	3:M:821:ARG:NH2	2.66	0.63
2:C:95:ASP:OD1	3:M:14:ALA:HB1	1.99	0.63
2:C:97:GLU:HA	3:M:146:LYS:HZ2	1.60	0.63
2:C:102:VAL:N	3:M:11:GLY:N	2.38	0.63
1:B:128:PHE:CD1	3:M:821:ARG:NH2	2.66	0.63
2:C:94:PHE:CE2	3:M:783:LEU:HD23	2.34	0.63
3:M:805:ARG:O	3:M:809:ARG:HG3	1.97	0.63
3:M:80:MET:CB	3:M:777:GLU:HB2	2.24	0.63

Continued on next page...

Continued from previous page...

Atom-1	Atom-2	Interatomic distance (Å)	Clash overlap (Å)
3:M:771:LEU:O	3:M:774:LEU:N	2.32	0.63
3:M:822:SER:O	3:M:825:ASN:HB2	1.97	0.63
2:C:40:ASN:HD21	3:M:793:ARG:HH11	0.64	0.63
3:M:822:SER:O	3:M:825:ASN:HB2	1.97	0.63
3:M:274:ARG:HB2	3:M:285:TYR:CE2	2.34	0.63
2:C:85:GLU:HB2	3:M:730:SER:HB2	1.77	0.63
3:M:274:ARG:HB2	3:M:285:TYR:CE2	2.34	0.63
3:M:771:LEU:O	3:M:774:LEU:N	2.32	0.63
1:B:104:LEU:HD13	1:B:117:LEU:HD21	1.80	0.63
3:M:270:LEU:HG	3:M:285:TYR:CD1	2.33	0.63
2:C:96:LYS:NZ	3:M:725:ARG:CD	2.60	0.63
3:M:274:ARG:HB2	3:M:285:TYR:CE2	2.34	0.63
2:C:94:PHE:H	3:M:4:ASP:N	1.96	0.63
3:M:274:ARG:HB2	3:M:285:TYR:CE2	2.34	0.63
3:M:503:TYR:CZ	3:M:711:PHE:HD2	2.17	0.63
3:M:783:LEU:HD12	3:M:783:LEU:N	2.13	0.63
2:C:116:GLU:HB3	3:M:795:ARG:NH2	2.13	0.63
3:M:274:ARG:HB2	3:M:285:TYR:CE2	2.34	0.63
2:C:89:GLU:C	3:M:725:ARG:NH1	2.50	0.63
3:M:274:ARG:HB2	3:M:285:TYR:CE2	2.34	0.63
3:M:771:LEU:O	3:M:774:LEU:N	2.32	0.63
3:M:266:GLU:N	3:M:442:VAL:HG11	2.10	0.63
3:M:266:GLU:N	3:M:442:VAL:HG11	2.10	0.63
3:M:728:ASN:O	3:M:730:SER:N	2.31	0.63
3:M:266:GLU:N	3:M:442:VAL:HG11	2.10	0.63
3:M:266:GLU:N	3:M:442:VAL:HG11	2.10	0.63
3:M:771:LEU:O	3:M:774:LEU:N	2.32	0.63
2:C:96:LYS:HB3	3:M:24:ARG:CB	1.97	0.63
3:M:266:GLU:N	3:M:442:VAL:HG11	2.10	0.63
3:M:266:GLU:N	3:M:442:VAL:HG11	2.10	0.63
3:M:266:GLU:N	3:M:442:VAL:HG11	2.10	0.63
2:C:93:VAL:HG22	3:M:726:VAL:N	2.13	0.63
2:C:94:PHE:CE2	3:M:783:LEU:HD23	2.34	0.63
3:M:266:GLU:N	3:M:442:VAL:HG11	2.10	0.63
3:M:771:LEU:O	3:M:774:LEU:N	2.32	0.63
2:C:96:LYS:HD2	3:M:725:ARG:HD3	1.79	0.63
3:M:428:ALA:C	3:M:601:ASP:HB3	2.18	0.63
3:M:510:TRP:CD2	3:M:766:PHE:HD2	2.16	0.63
3:M:728:ASN:O	3:M:730:SER:N	2.31	0.63
1:B:87:LYS:CD	3:M:829:TRP:CZ3	2.78	0.63
3:M:141:LEU:H	3:M:141:LEU:HD12	1.64	0.63

Continued on next page...

Continued from previous page...

Atom-1	Atom-2	Interatomic distance (Å)	Clash overlap (Å)
3:M:251:ARG:HB2	3:M:264:ASP:CB	2.29	0.63
3:M:435:GLU:CD	3:M:652:LEU:HD13	2.18	0.63
3:M:580:SER:HA	3:M:588:VAL:O	1.98	0.63
3:M:728:ASN:O	3:M:730:SER:N	2.31	0.63
3:M:779:ARG:CA	3:M:780:ASP:N	2.61	0.63
3:M:141:LEU:H	3:M:141:LEU:HD12	1.64	0.63
3:M:251:ARG:HB2	3:M:264:ASP:CB	2.29	0.63
3:M:435:GLU:CD	3:M:652:LEU:HD13	2.18	0.63
3:M:580:SER:HA	3:M:588:VAL:O	1.98	0.63
2:C:94:PHE:CE2	3:M:783:LEU:HD23	2.34	0.63
3:M:141:LEU:H	3:M:141:LEU:HD12	1.64	0.63
3:M:251:ARG:HB2	3:M:264:ASP:CB	2.29	0.63
3:M:435:GLU:CD	3:M:652:LEU:HD13	2.18	0.63
3:M:580:SER:HA	3:M:588:VAL:O	1.98	0.63
3:M:728:ASN:O	3:M:730:SER:N	2.31	0.63
3:M:141:LEU:H	3:M:141:LEU:HD12	1.64	0.63
3:M:251:ARG:HB2	3:M:264:ASP:CB	2.29	0.63
3:M:435:GLU:CD	3:M:652:LEU:HD13	2.18	0.63
3:M:580:SER:HA	3:M:588:VAL:O	1.98	0.63
3:M:141:LEU:H	3:M:141:LEU:HD12	1.64	0.63
3:M:251:ARG:HB2	3:M:264:ASP:CB	2.29	0.63
3:M:435:GLU:CD	3:M:652:LEU:HD13	2.18	0.63
3:M:580:SER:HA	3:M:588:VAL:O	1.98	0.63
3:M:141:LEU:H	3:M:141:LEU:HD12	1.64	0.63
3:M:251:ARG:HB2	3:M:264:ASP:CB	2.29	0.63
3:M:435:GLU:CD	3:M:652:LEU:HD13	2.18	0.63
3:M:580:SER:HA	3:M:588:VAL:O	1.98	0.63
3:M:141:LEU:H	3:M:141:LEU:HD12	1.64	0.63
3:M:251:ARG:HB2	3:M:264:ASP:CB	2.29	0.63
3:M:435:GLU:CD	3:M:652:LEU:HD13	2.18	0.63
3:M:580:SER:HA	3:M:588:VAL:O	1.98	0.63
3:M:728:ASN:O	3:M:730:SER:N	2.31	0.63
3:M:771:LEU:O	3:M:774:LEU:N	2.32	0.63
3:M:141:LEU:H	3:M:141:LEU:HD12	1.64	0.63
3:M:251:ARG:HB2	3:M:264:ASP:CB	2.29	0.63
3:M:435:GLU:CD	3:M:652:LEU:HD13	2.18	0.63
3:M:580:SER:HA	3:M:588:VAL:O	1.98	0.63
3:M:728:ASN:O	3:M:730:SER:N	2.31	0.63
2:C:94:PHE:CE2	3:M:783:LEU:HD23	2.34	0.63
3:M:779:ARG:O	3:M:780:ASP:O	2.17	0.63
2:C:94:PHE:CE2	3:M:783:LEU:HD23	2.34	0.63

Continued on next page...

Continued from previous page...

Atom-1	Atom-2	Interatomic distance (Å)	Clash overlap (Å)
1:B:136:MET:SD	3:M:820:VAL:CG1	2.86	0.63
2:C:96:LYS:CD	3:M:721:LYS:HB3	2.26	0.63
1:B:136:MET:SD	3:M:820:VAL:CG1	2.86	0.63
3:M:278:GLN:HG3	3:M:318:GLY:N	2.14	0.63
3:M:295:LYS:HG2	3:M:332:MET:HE1	1.80	0.63
3:M:783:LEU:HD12	3:M:783:LEU:N	2.13	0.63
2:C:116:GLU:HB3	3:M:795:ARG:NH2	2.13	0.63
3:M:278:GLN:HG3	3:M:318:GLY:N	2.14	0.63
3:M:295:LYS:HG2	3:M:332:MET:HE1	1.80	0.63
3:M:166:MET:HE3	3:M:254:PHE:HD2	1.62	0.63
3:M:251:ARG:HB2	3:M:264:ASP:CB	2.29	0.63
3:M:509:GLU:CG	3:M:764:LYS:HZ1	1.62	0.63
2:C:40:ASN:HD21	3:M:793:ARG:HH12	1.31	0.63
3:M:278:GLN:HG3	3:M:318:GLY:N	2.14	0.63
3:M:295:LYS:HG2	3:M:332:MET:HE1	1.80	0.63
1:B:101:PHE:CE2	3:M:816:ILE:HD12	2.31	0.63
2:C:92:ARG:C	3:M:21:GLU:OE2	2.37	0.63
3:M:278:GLN:HG3	3:M:318:GLY:N	2.14	0.63
3:M:295:LYS:HG2	3:M:332:MET:HE1	1.80	0.63
3:M:724:TYR:HB3	3:M:727:LEU:HD12	1.81	0.63
3:M:166:MET:HE3	3:M:254:PHE:HD2	1.62	0.63
3:M:251:ARG:HB2	3:M:264:ASP:CB	2.29	0.63
2:C:96:LYS:C	3:M:24:ARG:CG	2.67	0.63
2:C:97:GLU:HB2	3:M:20:SER:CA	2.26	0.63
3:M:278:GLN:HG3	3:M:318:GLY:N	2.14	0.63
3:M:295:LYS:HG2	3:M:332:MET:HE1	1.80	0.63
3:M:166:MET:HE3	3:M:254:PHE:HD2	1.62	0.63
3:M:251:ARG:HB2	3:M:264:ASP:CB	2.29	0.63
3:M:728:ASN:O	3:M:730:SER:N	2.31	0.63
2:C:94:PHE:CE2	3:M:783:LEU:HD23	2.34	0.63
3:M:278:GLN:HG3	3:M:318:GLY:N	2.14	0.63
3:M:295:LYS:HG2	3:M:332:MET:HE1	1.80	0.63
3:M:278:GLN:HG3	3:M:318:GLY:N	2.14	0.63
3:M:295:LYS:HG2	3:M:332:MET:HE1	1.80	0.63
3:M:166:MET:HE3	3:M:254:PHE:HD2	1.62	0.63
3:M:251:ARG:HB2	3:M:264:ASP:CB	2.29	0.63
3:M:166:MET:HE3	3:M:254:PHE:HD2	1.62	0.63
3:M:251:ARG:HB2	3:M:264:ASP:CB	2.29	0.63
3:M:728:ASN:O	3:M:730:SER:N	2.31	0.63
3:M:278:GLN:HG3	3:M:318:GLY:N	2.14	0.63
3:M:295:LYS:HG2	3:M:332:MET:HE1	1.80	0.63

Continued on next page...

Continued from previous page...

Atom-1	Atom-2	Interatomic distance (Å)	Clash overlap (Å)
2:C:102:VAL:CG1	3:M:725:ARG:CZ	2.57	0.63
3:M:580:SER:HA	3:M:588:VAL:O	1.98	0.63
3:M:580:SER:HA	3:M:588:VAL:O	1.98	0.63
1:B:120:LEU:C	2:C:19:ARG:HH12	1.99	0.63
3:M:91:MET:HE3	3:M:119:SER:HB2	1.79	0.63
3:M:274:ARG:HB2	3:M:285:TYR:CE2	2.34	0.63
3:M:771:LEU:O	3:M:774:LEU:N	2.32	0.63
2:C:93:VAL:HG13	3:M:722:GLN:O	1.99	0.63
3:M:580:SER:HA	3:M:588:VAL:O	1.98	0.63
3:M:580:SER:HA	3:M:588:VAL:O	1.98	0.63
3:M:724:TYR:HB3	3:M:727:LEU:HD12	1.81	0.63
3:M:580:SER:HA	3:M:588:VAL:O	1.98	0.63
2:C:116:GLU:HB3	3:M:795:ARG:NH2	2.14	0.63
3:M:580:SER:HA	3:M:588:VAL:O	1.98	0.63
3:M:771:LEU:O	3:M:774:LEU:N	2.32	0.63
1:B:101:PHE:CE2	3:M:816:ILE:HD12	2.31	0.63
1:B:104:LEU:HD13	1:B:117:LEU:HD21	1.80	0.63
1:B:56:ARG:HH22	3:M:837:LYS:HE3	1.55	0.63
1:B:104:LEU:HD13	1:B:117:LEU:HD21	1.79	0.63
3:M:265:ILE:HD12	3:M:445:ILE:CG2	2.28	0.63
3:M:270:LEU:HG	3:M:285:TYR:CD1	2.33	0.63
3:M:771:LEU:O	3:M:774:LEU:N	2.32	0.63
1:B:136:MET:SD	3:M:820:VAL:CG1	2.86	0.63
3:M:265:ILE:HD12	3:M:445:ILE:CG2	2.28	0.63
3:M:270:LEU:HG	3:M:285:TYR:CD1	2.33	0.63
3:M:29:ASN:CG	3:M:725:ARG:CD	2.59	0.63
2:C:116:GLU:HB3	3:M:795:ARG:NH2	2.14	0.63
3:M:265:ILE:HD12	3:M:445:ILE:CG2	2.28	0.63
3:M:270:LEU:HG	3:M:285:TYR:CD1	2.33	0.63
2:C:116:GLU:HB3	3:M:795:ARG:NH2	2.14	0.63
1:B:104:LEU:HD13	1:B:117:LEU:HD21	1.80	0.63
3:M:771:LEU:O	3:M:774:LEU:N	2.32	0.63
3:M:265:ILE:HD12	3:M:445:ILE:CG2	2.28	0.63
3:M:270:LEU:HG	3:M:285:TYR:CD1	2.33	0.63
2:C:92:ARG:HD2	3:M:736:GLN:NE2	2.13	0.63
3:M:265:ILE:HD12	3:M:445:ILE:CG2	2.28	0.63
3:M:270:LEU:HG	3:M:285:TYR:CD1	2.33	0.63
2:C:89:GLU:CA	3:M:725:ARG:NH2	2.58	0.63
2:C:92:ARG:NH1	3:M:736:GLN:CD	2.53	0.63
2:C:94:PHE:CE2	3:M:783:LEU:HD23	2.33	0.63
3:M:771:LEU:O	3:M:774:LEU:N	2.32	0.63

Continued on next page...

Continued from previous page...

Atom-1	Atom-2	Interatomic distance (Å)	Clash overlap (Å)
3:M:141:LEU:H	3:M:141:LEU:HD12	1.64	0.62
3:M:270:LEU:HG	3:M:285:TYR:CD1	2.33	0.62
1:B:56:ARG:HH22	3:M:837:LYS:HE3	1.55	0.62
3:M:141:LEU:H	3:M:141:LEU:HD12	1.64	0.62
3:M:270:LEU:HG	3:M:285:TYR:CD1	2.33	0.62
3:M:141:LEU:H	3:M:141:LEU:HD12	1.64	0.62
3:M:270:LEU:HG	3:M:285:TYR:CD1	2.33	0.62
3:M:506:GLU:CG	3:M:764:LYS:HE2	2.18	0.62
1:B:104:LEU:HD13	1:B:117:LEU:HD21	1.80	0.62
2:C:94:PHE:CE2	3:M:783:LEU:HD23	2.34	0.62
2:C:139:TYR:HE1	3:M:7:MET:CB	2.02	0.62
3:M:85:TYR:HH	3:M:775:LEU:H	1.46	0.62
3:M:141:LEU:H	3:M:141:LEU:HD12	1.64	0.62
3:M:270:LEU:HG	3:M:285:TYR:CD1	2.33	0.62
1:B:136:MET:SD	3:M:820:VAL:CG1	2.86	0.62
3:M:141:LEU:H	3:M:141:LEU:HD12	1.64	0.62
3:M:270:LEU:HG	3:M:285:TYR:CD1	2.33	0.62
3:M:141:LEU:H	3:M:141:LEU:HD12	1.64	0.62
3:M:270:LEU:HG	3:M:285:TYR:CD1	2.33	0.62
1:B:136:MET:SD	3:M:820:VAL:CG1	2.86	0.62
3:M:274:ARG:HB2	3:M:285:TYR:CE2	2.34	0.62
1:B:104:LEU:HD13	1:B:117:LEU:HD21	1.80	0.62
1:B:128:PHE:CD1	3:M:821:ARG:NH2	2.66	0.62
3:M:274:ARG:HB2	3:M:285:TYR:CE2	2.34	0.62
2:C:94:PHE:CE2	3:M:783:LEU:HD23	2.34	0.62
1:B:136:MET:SD	3:M:820:VAL:CG1	2.86	0.62
3:M:274:ARG:HB2	3:M:285:TYR:CE2	2.34	0.62
3:M:503:TYR:HD1	3:M:766:PHE:HE2	1.45	0.62
3:M:813:ILE:O	3:M:817:GLN:N	2.30	0.62
3:M:274:ARG:HB2	3:M:285:TYR:CE2	2.34	0.62
3:M:724:TYR:HB3	3:M:727:LEU:HD12	1.81	0.62
3:M:274:ARG:HB2	3:M:285:TYR:CE2	2.34	0.62
1:B:104:LEU:HD13	1:B:117:LEU:HD21	1.80	0.62
1:B:123:THR:O	2:C:19:ARG:HA	1.99	0.62
3:M:506:GLU:HG2	3:M:766:PHE:HE1	1.64	0.62
3:M:813:ILE:O	3:M:817:GLN:N	2.30	0.62
3:M:374:GLN:HG3	3:M:375:ALA:H	1.60	0.62
3:M:602:PRO:N	3:M:648:THR:CB	2.55	0.62
1:B:56:ARG:HH22	3:M:837:LYS:HE3	1.55	0.62
3:M:709:LYS:CA	3:M:710:GLY:N	2.61	0.62
3:M:724:TYR:HB3	3:M:727:LEU:HD12	1.81	0.62

Continued on next page...

Continued from previous page...

Atom-1	Atom-2	Interatomic distance (Å)	Clash overlap (Å)
2:C:90:GLY:O	3:M:4:ASP:OD1	2.17	0.62
2:C:137:ILE:N	3:M:12:GLU:H	1.95	0.62
2:C:137:ILE:HG12	3:M:12:GLU:N	2.14	0.62
3:M:28:GLN:CD	3:M:776:GLU:O	2.38	0.62
1:B:136:MET:SD	3:M:820:VAL:CG1	2.86	0.62
3:M:506:GLU:HG2	3:M:766:PHE:HE1	1.64	0.62
3:M:94:MET:HE1	3:M:101:ALA:HB1	1.80	0.62
3:M:127:ASN:HD22	3:M:128:PRO:CD	2.11	0.62
3:M:374:GLN:HG3	3:M:375:ALA:H	1.60	0.62
3:M:94:MET:HE1	3:M:101:ALA:HB1	1.80	0.62
3:M:127:ASN:HD22	3:M:128:PRO:CD	2.11	0.62
3:M:374:GLN:HG3	3:M:375:ALA:H	1.60	0.62
3:M:94:MET:HE1	3:M:101:ALA:HB1	1.80	0.62
3:M:127:ASN:HD22	3:M:128:PRO:CD	2.11	0.62
3:M:374:GLN:HG3	3:M:375:ALA:H	1.60	0.62
1:B:104:LEU:HD13	1:B:117:LEU:HD21	1.80	0.62
3:M:85:TYR:CG	3:M:776:GLU:CB	2.82	0.62
3:M:94:MET:HE1	3:M:101:ALA:HB1	1.80	0.62
3:M:95:THR:N	3:M:773:GLY:H	1.97	0.62
3:M:127:ASN:HD22	3:M:128:PRO:CD	2.11	0.62
3:M:374:GLN:HG3	3:M:375:ALA:H	1.60	0.62
2:C:87:PHE:CZ	3:M:728:ASN:HA	2.32	0.62
1:B:136:MET:SD	3:M:820:VAL:CG1	2.86	0.62
2:C:96:LYS:HB2	3:M:24:ARG:C	2.19	0.62
3:M:84:LYS:CD	3:M:724:TYR:HB2	1.84	0.62
3:M:94:MET:HE1	3:M:101:ALA:HB1	1.80	0.62
3:M:127:ASN:HD22	3:M:128:PRO:CD	2.11	0.62
3:M:374:GLN:HG3	3:M:375:ALA:H	1.60	0.62
3:M:94:MET:HE1	3:M:101:ALA:HB1	1.80	0.62
3:M:127:ASN:HD22	3:M:128:PRO:CD	2.11	0.62
3:M:374:GLN:HG3	3:M:375:ALA:H	1.60	0.62
3:M:771:LEU:O	3:M:774:LEU:N	2.32	0.62
3:M:94:MET:HE1	3:M:101:ALA:HB1	1.80	0.62
3:M:127:ASN:HD22	3:M:128:PRO:CD	2.11	0.62
3:M:374:GLN:HG3	3:M:375:ALA:H	1.60	0.62
3:M:783:LEU:HD12	3:M:783:LEU:N	2.13	0.62
2:C:94:PHE:CE2	3:M:783:LEU:HD23	2.34	0.62
1:B:123:THR:O	2:C:19:ARG:HA	1.99	0.62
3:M:94:MET:HE1	3:M:101:ALA:HB1	1.80	0.62
3:M:127:ASN:HD22	3:M:128:PRO:CD	2.11	0.62
3:M:374:GLN:HG3	3:M:375:ALA:H	1.60	0.62

Continued on next page...

Continued from previous page...

Atom-1	Atom-2	Interatomic distance (Å)	Clash overlap (Å)
3:M:127:ASN:HD22	3:M:128:PRO:CD	2.11	0.62
3:M:161:ASN:HA	3:M:164:GLN:HE21	1.63	0.62
3:M:127:ASN:HD22	3:M:128:PRO:CD	2.11	0.62
3:M:161:ASN:HA	3:M:164:GLN:HE21	1.63	0.62
2:C:94:PHE:CE2	3:M:783:LEU:HD23	2.34	0.62
1:B:128:PHE:CD1	3:M:821:ARG:NH2	2.66	0.62
3:M:127:ASN:HD22	3:M:128:PRO:CD	2.11	0.62
3:M:161:ASN:HA	3:M:164:GLN:HE21	1.63	0.62
2:C:110:VAL:HG21	3:M:19:LYS:C	2.19	0.62
3:M:127:ASN:HD22	3:M:128:PRO:CD	2.11	0.62
3:M:161:ASN:HA	3:M:164:GLN:HE21	1.63	0.62
1:B:56:ARG:HH22	3:M:837:LYS:HE3	1.55	0.62
3:M:127:ASN:HD22	3:M:128:PRO:CD	2.11	0.62
3:M:161:ASN:HA	3:M:164:GLN:HE21	1.63	0.62
1:B:104:LEU:HD13	1:B:117:LEU:HD21	1.80	0.62
3:M:127:ASN:HD22	3:M:128:PRO:CD	2.11	0.62
3:M:161:ASN:HA	3:M:164:GLN:HE21	1.63	0.62
1:B:24:ILE:HG22	1:B:28:LYS:HE3	1.82	0.62
3:M:94:MET:HE1	3:M:101:ALA:HB1	1.80	0.62
1:B:101:PHE:CE2	3:M:816:ILE:HD12	2.31	0.62
2:C:110:VAL:HG12	3:M:22:LYS:HD2	1.81	0.62
3:M:94:MET:HE1	3:M:101:ALA:HB1	1.80	0.62
2:C:96:LYS:CA	3:M:24:ARG:CG	2.76	0.62
3:M:94:MET:HE1	3:M:101:ALA:HB1	1.80	0.62
3:M:94:MET:HE1	3:M:101:ALA:HB1	1.80	0.62
3:M:94:MET:HE1	3:M:101:ALA:HB1	1.80	0.62
2:C:93:VAL:HG11	3:M:724:TYR:HB3	1.35	0.62
1:B:24:ILE:HG22	1:B:28:LYS:HE3	1.82	0.62
3:M:22:LYS:HA	3:M:786:ILE:HB	1.81	0.62
1:B:24:ILE:HG22	1:B:28:LYS:HE3	1.82	0.62
3:M:278:GLN:HG3	3:M:318:GLY:N	2.14	0.62
1:B:123:THR:O	2:C:19:ARG:HA	1.99	0.62
3:M:278:GLN:HG3	3:M:318:GLY:N	2.14	0.62
3:M:86:ASP:HB2	3:M:779:ARG:CZ	2.29	0.62
3:M:278:GLN:HG3	3:M:318:GLY:N	2.14	0.62
3:M:508:ILE:CD1	3:M:714:ARG:CD	2.52	0.62
3:M:728:ASN:O	3:M:730:SER:N	2.31	0.62
1:B:128:PHE:CD1	3:M:821:ARG:NH2	2.66	0.62
1:B:104:LEU:HD13	1:B:117:LEU:HD21	1.80	0.62
2:C:40:ASN:HD21	3:M:793:ARG:HH11	0.64	0.62
2:C:84:PHE:HA	3:M:732:ILE:N	2.13	0.62

Continued on next page...

Continued from previous page...

Atom-1	Atom-2	Interatomic distance (Å)	Clash overlap (Å)
3:M:278:GLN:HG3	3:M:318:GLY:N	2.14	0.62
3:M:278:GLN:HG3	3:M:318:GLY:N	2.14	0.62
3:M:251:ARG:HB2	3:M:264:ASP:CB	2.29	0.62
3:M:302:MET:HG2	3:M:303:LEU:CD1	2.30	0.62
3:M:436:LYS:HZ1	3:M:652:LEU:HD11	1.65	0.62
3:M:251:ARG:HB2	3:M:264:ASP:CB	2.29	0.62
3:M:302:MET:HG2	3:M:303:LEU:CD1	2.30	0.62
3:M:436:LYS:HZ1	3:M:652:LEU:HD11	1.65	0.62
3:M:127:ASN:HD22	3:M:128:PRO:CD	2.11	0.62
3:M:724:TYR:HB3	3:M:727:LEU:HD12	1.81	0.62
3:M:251:ARG:HB2	3:M:264:ASP:CB	2.29	0.62
3:M:302:MET:HG2	3:M:303:LEU:CD1	2.30	0.62
3:M:436:LYS:HZ1	3:M:652:LEU:HD11	1.65	0.62
3:M:728:ASN:O	3:M:730:SER:N	2.32	0.62
3:M:251:ARG:HB2	3:M:264:ASP:CB	2.29	0.62
3:M:302:MET:HG2	3:M:303:LEU:CD1	2.30	0.62
3:M:436:LYS:HZ1	3:M:652:LEU:HD11	1.65	0.62
3:M:251:ARG:HB2	3:M:264:ASP:CB	2.29	0.62
3:M:302:MET:HG2	3:M:303:LEU:CD1	2.30	0.62
3:M:436:LYS:HZ1	3:M:652:LEU:HD11	1.65	0.62
3:M:251:ARG:HB2	3:M:264:ASP:CB	2.29	0.62
3:M:302:MET:HG2	3:M:303:LEU:CD1	2.30	0.62
3:M:436:LYS:HZ1	3:M:652:LEU:HD11	1.65	0.62
3:M:274:ARG:HB2	3:M:285:TYR:CE2	2.34	0.62
3:M:428:ALA:C	3:M:601:ASP:HB3	2.18	0.62
3:M:274:ARG:HB2	3:M:285:TYR:CE2	2.34	0.62
3:M:428:ALA:C	3:M:601:ASP:HB3	2.18	0.62
3:M:813:ILE:O	3:M:817:GLN:N	2.30	0.62
3:M:302:MET:HG2	3:M:303:LEU:CD1	2.30	0.62
3:M:771:LEU:O	3:M:774:LEU:N	2.32	0.62
1:B:101:PHE:CZ	3:M:816:ILE:HD13	2.28	0.62
2:C:97:GLU:C	3:M:718:ALA:CB	2.68	0.62
3:M:274:ARG:HB2	3:M:285:TYR:CE2	2.34	0.62
3:M:428:ALA:C	3:M:601:ASP:HB3	2.18	0.62
3:M:274:ARG:HB2	3:M:285:TYR:CE2	2.34	0.62
3:M:428:ALA:C	3:M:601:ASP:HB3	2.18	0.62
3:M:302:MET:HG2	3:M:303:LEU:CD1	2.30	0.62
3:M:80:MET:HB3	3:M:777:GLU:HA	1.80	0.62
3:M:274:ARG:HB2	3:M:285:TYR:CE2	2.34	0.62
3:M:428:ALA:C	3:M:601:ASP:HB3	2.18	0.62
2:C:94:PHE:CE2	3:M:783:LEU:HD23	2.34	0.62

Continued on next page...

Continued from previous page...

Atom-1	Atom-2	Interatomic distance (Å)	Clash overlap (Å)
3:M:302:MET:HG2	3:M:303:LEU:CD1	2.30	0.62
3:M:755:HIS:HA	3:M:758:TYR:HE1	1.65	0.62
3:M:274:ARG:HB2	3:M:285:TYR:CE2	2.34	0.62
3:M:428:ALA:C	3:M:601:ASP:HB3	2.18	0.62
3:M:508:ILE:HD11	3:M:714:ARG:CB	2.30	0.62
3:M:274:ARG:HB2	3:M:285:TYR:CE2	2.34	0.62
3:M:428:ALA:C	3:M:601:ASP:HB3	2.18	0.62
3:M:302:MET:HG2	3:M:303:LEU:CD1	2.30	0.62
2:C:93:VAL:CG2	3:M:726:VAL:CA	2.72	0.62
3:M:302:MET:HG2	3:M:303:LEU:CD1	2.30	0.62
1:B:24:ILE:HG22	1:B:28:LYS:HE3	1.82	0.62
2:C:116:GLU:HB3	3:M:795:ARG:NH2	2.13	0.62
3:M:274:ARG:HB2	3:M:285:TYR:CE2	2.34	0.62
3:M:428:ALA:C	3:M:601:ASP:HB3	2.18	0.62
3:M:278:GLN:HG3	3:M:318:GLY:N	2.14	0.62
2:C:93:VAL:CB	3:M:726:VAL:N	2.58	0.62
3:M:278:GLN:HG3	3:M:318:GLY:N	2.14	0.62
3:M:726:VAL:HG22	3:M:786:ILE:HG21	1.80	0.62
3:M:302:MET:HG2	3:M:303:LEU:CD1	2.30	0.62
1:B:24:ILE:HG22	1:B:28:LYS:HE3	1.82	0.62
3:M:278:GLN:HG3	3:M:318:GLY:N	2.14	0.62
3:M:278:GLN:HG3	3:M:318:GLY:N	2.14	0.62
3:M:755:HIS:HA	3:M:758:TYR:HE1	1.65	0.62
3:M:278:GLN:HG3	3:M:318:GLY:N	2.14	0.62
3:M:278:GLN:HG3	3:M:318:GLY:N	2.14	0.62
3:M:779:ARG:CG	3:M:783:LEU:CD1	2.77	0.62
3:M:602:PRO:N	3:M:648:THR:CB	2.55	0.62
3:M:602:PRO:N	3:M:648:THR:CB	2.55	0.62
3:M:154:HIS:CE1	3:M:156:PHE:CD2	2.88	0.62
3:M:431:LYS:CD	3:M:601:ASP:N	2.48	0.62
3:M:602:PRO:N	3:M:648:THR:CB	2.55	0.62
2:C:109:HIS:CE1	3:M:19:LYS:HZ2	2.16	0.62
3:M:602:PRO:N	3:M:648:THR:CB	2.55	0.62
2:C:40:ASN:HD21	3:M:793:ARG:HH11	0.64	0.62
3:M:154:HIS:CE1	3:M:156:PHE:CD2	2.88	0.62
3:M:431:LYS:CD	3:M:601:ASP:N	2.48	0.62
3:M:724:TYR:HB3	3:M:727:LEU:HD12	1.81	0.62
2:C:139:TYR:CE1	3:M:23:GLU:HA	2.34	0.62
3:M:34:ALA:N	3:M:778:MET:HA	2.14	0.62
3:M:86:ASP:CG	3:M:779:ARG:NH1	2.52	0.62
3:M:602:PRO:N	3:M:648:THR:CB	2.55	0.62

Continued on next page...

Continued from previous page...

Atom-1	Atom-2	Interatomic distance (Å)	Clash overlap (Å)
3:M:154:HIS:CE1	3:M:156:PHE:CD2	2.88	0.62
3:M:431:LYS:CD	3:M:601:ASP:N	2.48	0.62
3:M:602:PRO:N	3:M:648:THR:CB	2.55	0.62
3:M:602:PRO:N	3:M:648:THR:CB	2.55	0.62
3:M:154:HIS:CE1	3:M:156:PHE:CD2	2.88	0.62
3:M:431:LYS:CD	3:M:601:ASP:N	2.48	0.62
3:M:154:HIS:CE1	3:M:156:PHE:CD2	2.88	0.62
3:M:431:LYS:CD	3:M:601:ASP:N	2.48	0.62
3:M:507:GLY:CA	3:M:764:LYS:NZ	2.63	0.62
3:M:602:PRO:N	3:M:648:THR:CB	2.55	0.62
3:M:728:ASN:O	3:M:730:SER:N	2.31	0.62
1:B:128:PHE:CD1	3:M:821:ARG:NH2	2.66	0.62
3:M:707:CYS:O	3:M:712:PRO:CG	2.47	0.62
3:M:141:LEU:H	3:M:141:LEU:HD12	1.64	0.62
3:M:428:ALA:C	3:M:601:ASP:HB3	2.18	0.62
2:C:94:PHE:CE2	3:M:783:LEU:HD23	2.34	0.62
3:M:141:LEU:H	3:M:141:LEU:HD12	1.64	0.62
3:M:428:ALA:C	3:M:601:ASP:HB3	2.18	0.62
3:M:141:LEU:H	3:M:141:LEU:HD12	1.64	0.62
3:M:428:ALA:C	3:M:601:ASP:HB3	2.18	0.62
1:B:24:ILE:HG22	1:B:28:LYS:HE3	1.82	0.62
2:C:116:GLU:HB3	3:M:795:ARG:NH2	2.14	0.62
3:M:141:LEU:H	3:M:141:LEU:HD12	1.64	0.62
3:M:428:ALA:C	3:M:601:ASP:HB3	2.18	0.62
3:M:771:LEU:O	3:M:774:LEU:N	2.32	0.62
3:M:141:LEU:H	3:M:141:LEU:HD12	1.64	0.62
3:M:428:ALA:C	3:M:601:ASP:HB3	2.18	0.62
3:M:778:MET:O	3:M:782:LYS:HB2	2.00	0.62
1:B:101:PHE:CE2	3:M:816:ILE:HD12	2.31	0.62
1:B:104:LEU:HD13	1:B:117:LEU:HD21	1.80	0.62
2:C:89:GLU:O	3:M:725:ARG:NH1	2.33	0.62
2:C:92:ARG:O	3:M:722:GLN:HA	2.00	0.62
3:M:81:ASN:OD1	3:M:96:HIS:HB2	2.00	0.62
3:M:580:SER:HA	3:M:588:VAL:O	1.98	0.62
2:C:136:CYS:HB3	3:M:9:ALA:C	2.20	0.62
3:M:813:ILE:O	3:M:817:GLN:N	2.30	0.62
3:M:302:MET:HG2	3:M:303:LEU:CD1	2.30	0.62
3:M:302:MET:HG2	3:M:303:LEU:CD1	2.30	0.62
1:B:128:PHE:CD1	3:M:821:ARG:NH2	2.66	0.62
3:M:302:MET:HG2	3:M:303:LEU:CD1	2.30	0.62
3:M:302:MET:HG2	3:M:303:LEU:CD1	2.30	0.62

Continued on next page...

Continued from previous page...

Atom-1	Atom-2	Interatomic distance (Å)	Clash overlap (Å)
2:C:116:GLU:HB3	3:M:795:ARG:NH2	2.14	0.62
3:M:727:LEU:HD12	3:M:786:ILE:HD11	1.80	0.62
3:M:32:PHE:HA	3:M:781:ASP:HB2	1.81	0.62
3:M:302:MET:HG2	3:M:303:LEU:CD1	2.30	0.62
3:M:302:MET:HG2	3:M:303:LEU:CD1	2.30	0.62
3:M:302:MET:HG2	3:M:303:LEU:CD1	2.30	0.62
1:B:123:THR:O	2:C:19:ARG:HA	1.99	0.62
3:M:783:LEU:HD12	3:M:783:LEU:N	2.13	0.62
3:M:302:MET:HG2	3:M:303:LEU:CD1	2.30	0.62
2:C:40:ASN:HD21	3:M:793:ARG:HH11	0.64	0.62
1:B:87:LYS:HZ1	3:M:829:TRP:HE1	1.47	0.62
3:M:510:TRP:CD2	3:M:711:PHE:HE2	2.17	0.62
3:M:813:ILE:O	3:M:817:GLN:N	2.30	0.62
1:B:124:GLN:HG2	2:C:16:LEU:CA	1.99	0.62
3:M:22:LYS:C	3:M:787:ILE:HG13	2.20	0.62
3:M:149:GLN:NE2	3:M:718:ALA:CB	2.62	0.62
2:C:40:ASN:ND2	3:M:793:ARG:HH12	1.89	0.62
3:M:510:TRP:CD2	3:M:711:PHE:CD2	2.88	0.62
2:C:94:PHE:CE1	3:M:726:VAL:N	2.68	0.62
2:C:140:GLU:N	3:M:738:MET:CG	2.60	0.62
3:M:81:ASN:OD1	3:M:96:HIS:HB2	2.00	0.62
3:M:295:LYS:HG2	3:M:332:MET:HE1	1.82	0.62
1:B:24:ILE:HG22	1:B:28:LYS:HE3	1.81	0.62
3:M:81:ASN:OD1	3:M:96:HIS:HB2	2.00	0.62
3:M:295:LYS:HG2	3:M:332:MET:HE1	1.82	0.62
3:M:728:ASN:O	3:M:730:SER:N	2.32	0.62
3:M:154:HIS:CE1	3:M:156:PHE:CD2	2.88	0.62
2:C:93:VAL:CG1	3:M:722:GLN:O	2.48	0.62
3:M:81:ASN:OD1	3:M:96:HIS:HB2	2.00	0.62
3:M:295:LYS:HG2	3:M:332:MET:HE1	1.82	0.62
3:M:81:ASN:OD1	3:M:96:HIS:HB2	2.00	0.62
3:M:295:LYS:HG2	3:M:332:MET:HE1	1.82	0.62
1:B:24:ILE:HG22	1:B:28:LYS:HE3	1.82	0.62
2:C:40:ASN:HD21	3:M:793:ARG:HH11	0.64	0.62
3:M:81:ASN:OD1	3:M:96:HIS:HB2	2.00	0.62
3:M:295:LYS:HG2	3:M:332:MET:HE1	1.82	0.62
3:M:771:LEU:O	3:M:774:LEU:N	2.32	0.62
3:M:81:ASN:OD1	3:M:96:HIS:HB2	2.00	0.62
3:M:295:LYS:HG2	3:M:332:MET:HE1	1.82	0.62
3:M:728:ASN:O	3:M:730:SER:N	2.32	0.62
3:M:779:ARG:O	3:M:783:LEU:HD13	1.99	0.62

Continued on next page...

Continued from previous page...

Atom-1	Atom-2	Interatomic distance (Å)	Clash overlap (Å)
3:M:578:HIS:HB2	3:M:592:ILE:CD1	2.30	0.62
3:M:724:TYR:HB3	3:M:727:LEU:HD12	1.81	0.62
3:M:578:HIS:HB2	3:M:592:ILE:CD1	2.30	0.62
3:M:99:GLU:OE2	3:M:696:ARG:NH2	2.31	0.62
1:B:24:ILE:HG22	1:B:28:LYS:HE3	1.82	0.62
2:C:89:GLU:C	3:M:725:ARG:CD	2.68	0.62
3:M:578:HIS:HB2	3:M:592:ILE:CD1	2.30	0.62
3:M:724:TYR:HB3	3:M:727:LEU:HD12	1.81	0.62
3:M:578:HIS:HB2	3:M:592:ILE:CD1	2.30	0.62
3:M:725:ARG:HH22	3:M:736:GLN:HE21	1.26	0.62
3:M:771:LEU:O	3:M:774:LEU:N	2.32	0.62
1:B:87:LYS:CD	3:M:829:TRP:CZ3	2.78	0.62
2:C:84:PHE:HA	3:M:732:ILE:N	2.13	0.62
3:M:99:GLU:OE2	3:M:696:ARG:NH2	2.31	0.62
3:M:93:MET:HE1	3:M:764:LYS:HB3	1.82	0.62
3:M:578:HIS:HB2	3:M:592:ILE:CD1	2.30	0.62
3:M:813:ILE:O	3:M:817:GLN:N	2.30	0.62
3:M:99:GLU:OE2	3:M:696:ARG:NH2	2.31	0.62
1:B:87:LYS:CD	3:M:829:TRP:CZ3	2.78	0.62
3:M:578:HIS:HB2	3:M:592:ILE:CD1	2.30	0.62
3:M:578:HIS:HB2	3:M:592:ILE:CD1	2.30	0.62
3:M:724:TYR:HB3	3:M:727:LEU:HD12	1.81	0.62
2:C:86:ASP:HB2	3:M:728:ASN:CG	2.17	0.62
3:M:99:GLU:OE2	3:M:696:ARG:NH2	2.31	0.62
1:B:128:PHE:CD1	3:M:821:ARG:NH2	2.65	0.62
3:M:99:GLU:OE2	3:M:696:ARG:NH2	2.31	0.62
3:M:724:TYR:HB3	3:M:727:LEU:HD12	1.81	0.62
2:C:93:VAL:HG11	3:M:726:VAL:H	1.65	0.62
3:M:578:HIS:HB2	3:M:592:ILE:CD1	2.30	0.62
3:M:724:TYR:HB3	3:M:727:LEU:HD12	1.81	0.62
1:B:92:ASP:OD2	3:M:819:ASN:ND2	2.34	0.61
2:C:96:LYS:HD3	3:M:725:ARG:NH1	2.00	0.61
3:M:251:ARG:HB2	3:M:264:ASP:CB	2.29	0.61
1:B:24:ILE:HG22	1:B:28:LYS:HE3	1.82	0.61
1:B:24:ILE:HG22	1:B:28:LYS:HE3	1.82	0.61
3:M:709:LYS:C	3:M:710:GLY:HA2	2.20	0.61
3:M:813:ILE:O	3:M:817:GLN:N	2.30	0.61
1:B:24:ILE:HG22	1:B:28:LYS:HE3	1.82	0.61
3:M:84:LYS:O	3:M:724:TYR:CD2	2.51	0.61
2:C:96:LYS:C	3:M:718:ALA:HB1	2.21	0.61
1:B:56:ARG:HH22	3:M:837:LYS:HE3	1.55	0.61

Continued on next page...

Continued from previous page...

Atom-1	Atom-2	Interatomic distance (Å)	Clash overlap (Å)
1:B:128:PHE:CD1	3:M:821:ARG:NH2	2.66	0.61
2:C:107:LEU:HD22	3:M:729:ALA:HB1	1.82	0.61
2:C:90:GLY:O	3:M:726:VAL:HG22	2.01	0.61
3:M:557:GLN:O	3:M:557:GLN:HG3	2.00	0.61
3:M:149:GLN:CD	3:M:716:LEU:HD23	2.21	0.61
3:M:81:ASN:OD1	3:M:96:HIS:HB2	2.00	0.61
3:M:81:ASN:OD1	3:M:96:HIS:HB2	2.00	0.61
3:M:771:LEU:O	3:M:774:LEU:N	2.32	0.61
3:M:81:ASN:OD1	3:M:96:HIS:HB2	2.00	0.61
3:M:81:ASN:OD1	3:M:96:HIS:HB2	2.00	0.61
3:M:728:ASN:O	3:M:730:SER:N	2.31	0.61
1:B:24:ILE:HG22	1:B:28:LYS:HE3	1.82	0.61
1:B:24:ILE:HG22	1:B:28:LYS:HE3	1.82	0.61
2:C:40:ASN:HD21	3:M:793:ARG:HH11	0.64	0.61
3:M:804:ARG:O	3:M:808:GLU:CD	2.39	0.61
3:M:81:ASN:OD1	3:M:96:HIS:HB2	2.00	0.61
3:M:510:TRP:CE2	3:M:711:PHE:HE2	2.17	0.61
3:M:724:TYR:HB3	3:M:727:LEU:HD12	1.81	0.61
3:M:81:ASN:OD1	3:M:96:HIS:HB2	2.00	0.61
3:M:804:ARG:O	3:M:808:GLU:HB2	2.00	0.61
3:M:727:LEU:HD12	3:M:786:ILE:HD11	1.80	0.61
3:M:81:ASN:OD1	3:M:96:HIS:HB2	2.00	0.61
2:C:137:ILE:CD1	3:M:736:GLN:HE21	1.98	0.61
3:M:98:HIS:HB3	3:M:100:PRO:CD	2.25	0.61
3:M:154:HIS:CE1	3:M:156:PHE:CD2	2.88	0.61
3:M:602:PRO:N	3:M:648:THR:CB	2.55	0.61
1:B:123:THR:O	2:C:19:ARG:HA	1.99	0.61
3:M:98:HIS:HB3	3:M:100:PRO:CD	2.25	0.61
3:M:154:HIS:CE1	3:M:156:PHE:CD2	2.88	0.61
3:M:602:PRO:N	3:M:648:THR:CB	2.55	0.61
3:M:578:HIS:HB2	3:M:592:ILE:CD1	2.30	0.61
3:M:98:HIS:HB3	3:M:100:PRO:CD	2.25	0.61
3:M:154:HIS:CE1	3:M:156:PHE:CD2	2.88	0.61
3:M:602:PRO:N	3:M:648:THR:CB	2.55	0.61
1:B:92:ASP:OD2	3:M:819:ASN:ND2	2.34	0.61
3:M:98:HIS:HB3	3:M:100:PRO:CD	2.25	0.61
3:M:154:HIS:CE1	3:M:156:PHE:CD2	2.88	0.61
3:M:602:PRO:N	3:M:648:THR:CB	2.55	0.61
3:M:735:GLY:HA2	3:M:738:MET:HE2	1.82	0.61
3:M:98:HIS:HB3	3:M:100:PRO:CD	2.25	0.61
3:M:154:HIS:CE1	3:M:156:PHE:CD2	2.88	0.61

Continued on next page...

Continued from previous page...

Atom-1	Atom-2	Interatomic distance (Å)	Clash overlap (Å)
3:M:602:PRO:N	3:M:648:THR:CB	2.55	0.61
3:M:98:HIS:HB3	3:M:100:PRO:CD	2.25	0.61
3:M:154:HIS:CE1	3:M:156:PHE:CD2	2.88	0.61
3:M:602:PRO:N	3:M:648:THR:CB	2.55	0.61
1:B:128:PHE:CD1	3:M:821:ARG:NH2	2.66	0.61
3:M:506:GLU:HG2	3:M:766:PHE:CE1	2.35	0.61
3:M:506:GLU:HG2	3:M:766:PHE:HE1	1.64	0.61
3:M:510:TRP:CD2	3:M:711:PHE:O	2.53	0.61
2:C:96:LYS:HG3	3:M:722:GLN:H	1.62	0.61
3:M:506:GLU:HG2	3:M:766:PHE:CE1	2.35	0.61
3:M:506:GLU:HG2	3:M:766:PHE:HE1	1.64	0.61
2:C:114:LEU:HD22	3:M:26:GLU:C	2.19	0.61
1:B:92:ASP:OD2	3:M:819:ASN:ND2	2.34	0.61
3:M:30:LYS:HZ1	3:M:783:LEU:HD22	1.55	0.61
3:M:34:ALA:HB2	3:M:778:MET:SD	2.35	0.61
3:M:508:ILE:HD13	3:M:714:ARG:CZ	2.30	0.61
3:M:506:GLU:HG2	3:M:766:PHE:CE1	2.35	0.61
3:M:506:GLU:HG2	3:M:766:PHE:HE1	1.64	0.61
3:M:506:GLU:HG2	3:M:766:PHE:CE1	2.35	0.61
3:M:506:GLU:HG2	3:M:766:PHE:CE1	2.35	0.61
3:M:506:GLU:HG2	3:M:766:PHE:HE1	1.64	0.61
1:B:92:ASP:OD2	3:M:819:ASN:ND2	2.34	0.61
3:M:686:MET:HG3	3:M:691:VAL:HG21	1.82	0.61
3:M:724:TYR:HB3	3:M:727:LEU:HD12	1.81	0.61
2:C:86:ASP:O	3:M:729:ALA:C	2.39	0.61
3:M:506:GLU:HG2	3:M:766:PHE:CE1	2.35	0.61
3:M:686:MET:HG3	3:M:691:VAL:HG21	1.82	0.61
1:B:24:ILE:HG22	1:B:28:LYS:HE3	1.82	0.61
3:M:98:HIS:HB3	3:M:100:PRO:CD	2.25	0.61
3:M:686:MET:HG3	3:M:691:VAL:HG21	1.82	0.61
2:C:136:CYS:CB	3:M:9:ALA:C	2.69	0.61
3:M:686:MET:HG3	3:M:691:VAL:HG21	1.82	0.61
3:M:686:MET:HG3	3:M:691:VAL:HG21	1.82	0.61
3:M:506:GLU:HG2	3:M:766:PHE:CE1	2.35	0.61
3:M:686:MET:HG3	3:M:691:VAL:HG21	1.82	0.61
3:M:154:HIS:CE1	3:M:156:PHE:CD2	2.88	0.61
3:M:520:ALA:O	3:M:524:GLU:HG2	2.00	0.61
3:M:537:GLU:O	3:M:602:PRO:HG3	2.01	0.61
3:M:154:HIS:CE1	3:M:156:PHE:CD2	2.88	0.61
3:M:520:ALA:O	3:M:524:GLU:HG2	2.00	0.61
3:M:537:GLU:O	3:M:602:PRO:HG3	2.01	0.61

Continued on next page...

Continued from previous page...

Atom-1	Atom-2	Interatomic distance (Å)	Clash overlap (Å)
3:M:724:TYR:HB3	3:M:727:LEU:HD12	1.81	0.61
3:M:127:ASN:HD22	3:M:128:PRO:CD	2.11	0.61
3:M:154:HIS:CE1	3:M:156:PHE:CD2	2.88	0.61
3:M:520:ALA:O	3:M:524:GLU:HG2	2.00	0.61
3:M:537:GLU:O	3:M:602:PRO:HG3	2.01	0.61
3:M:154:HIS:CE1	3:M:156:PHE:CD2	2.88	0.61
3:M:520:ALA:O	3:M:524:GLU:HG2	2.00	0.61
3:M:537:GLU:O	3:M:602:PRO:HG3	2.01	0.61
3:M:127:ASN:HD22	3:M:128:PRO:CD	2.11	0.61
3:M:154:HIS:CE1	3:M:156:PHE:CD2	2.88	0.61
3:M:520:ALA:O	3:M:524:GLU:HG2	2.00	0.61
3:M:537:GLU:O	3:M:602:PRO:HG3	2.01	0.61
3:M:724:TYR:HB3	3:M:727:LEU:HD12	1.81	0.61
1:B:92:ASP:OD2	3:M:819:ASN:ND2	2.34	0.61
3:M:127:ASN:HD22	3:M:128:PRO:CD	2.11	0.61
3:M:724:TYR:HB3	3:M:727:LEU:HD12	1.81	0.61
1:B:92:ASP:OD2	3:M:819:ASN:ND2	2.34	0.61
3:M:154:HIS:CE1	3:M:156:PHE:CD2	2.88	0.61
3:M:520:ALA:O	3:M:524:GLU:HG2	2.00	0.61
3:M:537:GLU:O	3:M:602:PRO:HG3	2.01	0.61
1:B:92:ASP:OD2	3:M:819:ASN:ND2	2.34	0.61
3:M:154:HIS:CE1	3:M:156:PHE:CD2	2.88	0.61
3:M:520:ALA:O	3:M:524:GLU:HG2	2.00	0.61
3:M:537:GLU:O	3:M:602:PRO:HG3	2.01	0.61
2:C:143:VAL:CB	3:M:732:ILE:O	2.48	0.61
3:M:127:ASN:HD22	3:M:128:PRO:CD	2.11	0.61
3:M:127:ASN:HD22	3:M:128:PRO:CD	2.11	0.61
3:M:154:HIS:CE1	3:M:156:PHE:CD2	2.88	0.61
3:M:520:ALA:O	3:M:524:GLU:HG2	2.00	0.61
3:M:537:GLU:O	3:M:602:PRO:HG3	2.01	0.61
1:B:24:ILE:HG22	1:B:28:LYS:HE3	1.82	0.61
2:C:40:ASN:HD21	3:M:793:ARG:HH11	0.64	0.61
1:B:101:PHE:CZ	3:M:816:ILE:HD13	2.27	0.61
3:M:724:TYR:HB3	3:M:727:LEU:HD12	1.81	0.61
2:C:40:ASN:HD21	3:M:793:ARG:HH11	0.64	0.61
3:M:278:GLN:HG3	3:M:318:GLY:N	2.14	0.61
3:M:779:ARG:NH1	3:M:783:LEU:HD22	2.16	0.61
2:C:98:GLY:N	3:M:146:LYS:HZ3	1.99	0.61
3:M:85:TYR:CD1	3:M:776:GLU:HB2	2.35	0.61
2:C:40:ASN:HD21	3:M:793:ARG:HH11	0.64	0.61
3:M:724:TYR:HB3	3:M:727:LEU:HD12	1.81	0.61

Continued on next page...

Continued from previous page...

Atom-1	Atom-2	Interatomic distance (Å)	Clash overlap (Å)
3:M:537:GLU:O	3:M:602:PRO:HG3	2.01	0.61
1:B:56:ARG:HH22	3:M:837:LYS:HE3	1.55	0.61
2:C:135:GLY:HA3	3:M:11:GLY:CA	2.30	0.61
2:C:98:GLY:H	3:M:718:ALA:HB2	1.62	0.61
3:M:537:GLU:O	3:M:602:PRO:HG3	2.01	0.61
2:C:103:MET:HB2	3:M:19:LYS:NZ	2.05	0.61
3:M:783:LEU:HD12	3:M:783:LEU:N	2.13	0.61
3:M:537:GLU:O	3:M:602:PRO:HG3	2.01	0.61
1:B:92:ASP:OD2	3:M:819:ASN:ND2	2.34	0.61
3:M:506:GLU:HG2	3:M:766:PHE:HE1	1.64	0.61
3:M:537:GLU:O	3:M:602:PRO:HG3	2.01	0.61
1:B:92:ASP:OD2	3:M:819:ASN:ND2	2.33	0.61
3:M:537:GLU:O	3:M:602:PRO:HG3	2.01	0.61
3:M:602:PRO:CD	3:M:648:THR:CB	2.70	0.61
3:M:602:PRO:CD	3:M:648:THR:CB	2.70	0.61
3:M:602:PRO:CD	3:M:648:THR:CB	2.70	0.61
1:B:101:PHE:CE2	3:M:816:ILE:HD12	2.31	0.61
3:M:602:PRO:CD	3:M:648:THR:CB	2.70	0.61
3:M:602:PRO:CD	3:M:648:THR:CB	2.70	0.61
3:M:724:TYR:HB3	3:M:727:LEU:HD12	1.81	0.61
3:M:602:PRO:CD	3:M:648:THR:CB	2.70	0.61
2:C:96:LYS:C	3:M:718:ALA:HB1	2.21	0.61
1:B:92:ASP:OD2	3:M:819:ASN:ND2	2.34	0.61
3:M:755:HIS:HA	3:M:758:TYR:HE1	1.65	0.61
3:M:779:ARG:C	3:M:780:ASP:HA	2.20	0.61
1:B:92:ASP:OD2	3:M:819:ASN:ND2	2.34	0.61
3:M:99:GLU:OE2	3:M:696:ARG:NH2	2.30	0.61
3:M:557:GLN:O	3:M:557:GLN:HG3	2.00	0.61
3:M:578:HIS:HB2	3:M:592:ILE:CD1	2.30	0.61
3:M:774:LEU:HD21	3:M:782:LYS:NZ	2.04	0.61
3:M:99:GLU:OE2	3:M:696:ARG:NH2	2.30	0.61
3:M:557:GLN:O	3:M:557:GLN:HG3	2.00	0.61
3:M:578:HIS:HB2	3:M:592:ILE:CD1	2.30	0.61
3:M:520:ALA:O	3:M:524:GLU:HG2	2.00	0.61
3:M:686:MET:HG3	3:M:691:VAL:HG21	1.83	0.61
3:M:99:GLU:OE2	3:M:696:ARG:NH2	2.30	0.61
3:M:557:GLN:O	3:M:557:GLN:HG3	2.00	0.61
3:M:578:HIS:HB2	3:M:592:ILE:CD1	2.30	0.61
3:M:99:GLU:OE2	3:M:696:ARG:NH2	2.30	0.61
3:M:557:GLN:O	3:M:557:GLN:HG3	2.00	0.61
3:M:578:HIS:HB2	3:M:592:ILE:CD1	2.30	0.61

Continued on next page...

Continued from previous page...

Atom-1	Atom-2	Interatomic distance (Å)	Clash overlap (Å)
3:M:99:GLU:OE2	3:M:696:ARG:NH2	2.30	0.61
3:M:557:GLN:O	3:M:557:GLN:HG3	2.00	0.61
3:M:578:HIS:HB2	3:M:592:ILE:CD1	2.30	0.61
3:M:99:GLU:OE2	3:M:696:ARG:NH2	2.30	0.61
3:M:557:GLN:O	3:M:557:GLN:HG3	2.00	0.61
3:M:578:HIS:HB2	3:M:592:ILE:CD1	2.30	0.61
3:M:813:ILE:O	3:M:817:GLN:N	2.30	0.61
2:C:92:ARG:C	3:M:725:ARG:NH1	2.53	0.61
3:M:524:GLU:O	3:M:528:LYS:HB2	2.01	0.61
3:M:524:GLU:O	3:M:528:LYS:HB2	2.01	0.61
3:M:81:ASN:OD1	3:M:96:HIS:HB2	2.00	0.61
3:M:524:GLU:O	3:M:528:LYS:HB2	2.01	0.61
3:M:524:GLU:O	3:M:528:LYS:HB2	2.01	0.61
3:M:81:ASN:OD1	3:M:96:HIS:HB2	2.00	0.61
3:M:524:GLU:O	3:M:528:LYS:HB2	2.01	0.61
3:M:81:ASN:OD1	3:M:96:HIS:HB2	2.00	0.61
3:M:508:ILE:HD11	3:M:714:ARG:HD2	1.82	0.61
1:B:128:PHE:CD1	3:M:821:ARG:NH2	2.66	0.61
3:M:524:GLU:O	3:M:528:LYS:HB2	2.01	0.61
3:M:524:GLU:O	3:M:528:LYS:HB2	2.01	0.61
3:M:81:ASN:OD1	3:M:96:HIS:HB2	2.00	0.61
3:M:726:VAL:CG1	3:M:786:ILE:CB	2.64	0.61
3:M:81:ASN:OD1	3:M:96:HIS:HB2	2.00	0.61
3:M:524:GLU:O	3:M:528:LYS:HB2	2.01	0.61
2:C:92:ARG:HH22	3:M:745:GLU:HB2	0.91	0.61
3:M:837:LYS:O	3:M:840:PRO:HD2	2.01	0.61
2:C:86:ASP:CA	3:M:729:ALA:C	2.47	0.61
3:M:141:LEU:H	3:M:141:LEU:HD12	1.64	0.61
3:M:537:GLU:HB3	3:M:648:THR:HG21	1.83	0.61
3:M:813:ILE:O	3:M:817:GLN:N	2.30	0.61
1:B:92:ASP:OD2	3:M:819:ASN:ND2	2.34	0.61
1:B:56:ARG:HH22	3:M:837:LYS:HE3	1.55	0.61
2:C:143:VAL:CB	3:M:732:ILE:O	2.48	0.61
3:M:777:GLU:O	3:M:781:ASP:CA	2.48	0.61
3:M:779:ARG:C	3:M:780:ASP:HA	2.20	0.61
1:B:101:PHE:CE2	3:M:816:ILE:HD12	2.31	0.61
3:M:805:ARG:C	3:M:809:ARG:CG	2.69	0.61
3:M:777:GLU:O	3:M:781:ASP:CA	2.48	0.61
1:B:24:ILE:HG22	1:B:28:LYS:HE3	1.82	0.61
3:M:755:HIS:HA	3:M:758:TYR:HE1	1.65	0.61
3:M:726:VAL:O	3:M:786:ILE:HG12	1.94	0.61

Continued on next page...

Continued from previous page...

Atom-1	Atom-2	Interatomic distance (Å)	Clash overlap (Å)
1:B:92:ASP:OD2	3:M:819:ASN:ND2	2.34	0.61
2:C:137:ILE:CG1	3:M:12:GLU:N	2.64	0.61
3:M:665:ARG:C	3:M:667:THR:H	2.05	0.61
3:M:665:ARG:C	3:M:667:THR:H	2.05	0.61
3:M:91:MET:HE3	3:M:119:SER:HB2	1.83	0.61
3:M:510:TRP:CE3	3:M:711:PHE:O	2.54	0.61
3:M:520:ALA:O	3:M:524:GLU:HG2	2.00	0.61
3:M:578:HIS:HB2	3:M:592:ILE:CD1	2.30	0.61
3:M:724:TYR:HB3	3:M:727:LEU:HD12	1.81	0.61
1:B:92:ASP:OD2	3:M:819:ASN:ND2	2.34	0.61
3:M:665:ARG:C	3:M:667:THR:H	2.05	0.61
3:M:665:ARG:C	3:M:667:THR:H	2.05	0.61
3:M:91:MET:HE3	3:M:119:SER:HB2	1.83	0.61
3:M:520:ALA:O	3:M:524:GLU:HG2	2.00	0.61
3:M:578:HIS:HB2	3:M:592:ILE:CD1	2.30	0.61
3:M:665:ARG:C	3:M:667:THR:H	2.05	0.61
3:M:91:MET:HE3	3:M:119:SER:HB2	1.83	0.61
3:M:520:ALA:O	3:M:524:GLU:HG2	2.00	0.61
3:M:578:HIS:HB2	3:M:592:ILE:CD1	2.30	0.61
3:M:665:ARG:C	3:M:667:THR:H	2.05	0.61
3:M:665:ARG:C	3:M:667:THR:H	2.05	0.61
2:C:84:PHE:CB	3:M:732:ILE:N	2.64	0.61
3:M:91:MET:HE3	3:M:119:SER:HB2	1.83	0.61
3:M:520:ALA:O	3:M:524:GLU:HG2	2.00	0.61
3:M:578:HIS:HB2	3:M:592:ILE:CD1	2.30	0.61
3:M:91:MET:HE3	3:M:119:SER:HB2	1.83	0.61
3:M:520:ALA:O	3:M:524:GLU:HG2	2.00	0.61
3:M:578:HIS:HB2	3:M:592:ILE:CD1	2.30	0.61
3:M:665:ARG:C	3:M:667:THR:H	2.05	0.61
1:B:101:PHE:CE2	3:M:816:ILE:HD12	2.31	0.61
2:C:146:ILE:N	3:M:733:PRO:HG3	1.94	0.61
3:M:40:VAL:HG22	3:M:41:VAL:N	2.16	0.61
1:B:101:PHE:CE2	3:M:816:ILE:HD12	2.31	0.61
3:M:40:VAL:HG22	3:M:41:VAL:N	2.16	0.61
3:M:40:VAL:HG22	3:M:41:VAL:N	2.16	0.61
3:M:40:VAL:HG22	3:M:41:VAL:N	2.16	0.61
3:M:40:VAL:HG22	3:M:41:VAL:N	2.16	0.61
3:M:40:VAL:HG22	3:M:41:VAL:N	2.16	0.61
3:M:40:VAL:HG22	3:M:41:VAL:N	2.16	0.61
3:M:726:VAL:HG13	3:M:786:ILE:CD1	2.31	0.61
1:B:92:ASP:OD2	3:M:819:ASN:ND2	2.34	0.61
1:B:92:ASP:OD2	3:M:819:ASN:ND2	2.34	0.61

Continued on next page...

Continued from previous page...

Atom-1	Atom-2	Interatomic distance (Å)	Clash overlap (Å)
3:M:524:GLU:O	3:M:528:LYS:HB2	2.01	0.61
3:M:755:HIS:HA	3:M:758:TYR:HE1	1.64	0.61
3:M:777:GLU:O	3:M:780:ASP:N	2.34	0.61
3:M:707:CYS:C	3:M:712:PRO:HG3	2.20	0.61
3:M:524:GLU:O	3:M:528:LYS:HB2	2.01	0.61
1:B:87:LYS:CD	3:M:829:TRP:CZ3	2.78	0.61
3:M:735:GLY:HA2	3:M:738:MET:HE2	1.82	0.61
3:M:524:GLU:O	3:M:528:LYS:HB2	2.01	0.61
1:B:101:PHE:CE2	3:M:816:ILE:HD12	2.31	0.61
3:M:524:GLU:O	3:M:528:LYS:HB2	2.01	0.61
3:M:524:GLU:O	3:M:528:LYS:HB2	2.01	0.61
3:M:837:LYS:O	3:M:840:PRO:HD2	2.01	0.61
3:M:520:ALA:O	3:M:524:GLU:HG2	2.00	0.60
3:M:520:ALA:O	3:M:524:GLU:HG2	2.00	0.60
3:M:603:LEU:CD1	3:M:647:GLN:C	1.82	0.60
3:M:520:ALA:O	3:M:524:GLU:HG2	2.00	0.60
2:C:97:GLU:CB	3:M:146:LYS:HZ1	2.12	0.60
3:M:520:ALA:O	3:M:524:GLU:HG2	2.00	0.60
3:M:520:ALA:O	3:M:524:GLU:HG2	2.00	0.60
3:M:520:ALA:O	3:M:524:GLU:HG2	2.00	0.60
2:C:58:MET:HA	2:C:62:LYS:HB3	1.83	0.60
3:M:40:VAL:HG22	3:M:41:VAL:N	2.16	0.60
3:M:537:GLU:HB3	3:M:648:THR:HG21	1.83	0.60
3:M:837:LYS:O	3:M:840:PRO:HD2	2.01	0.60
3:M:93:MET:CG	3:M:772:LEU:HD21	2.26	0.60
2:C:84:PHE:CB	3:M:732:ILE:N	2.64	0.60
2:C:86:ASP:HB2	3:M:728:ASN:CG	2.17	0.60
3:M:40:VAL:HG22	3:M:41:VAL:N	2.16	0.60
3:M:537:GLU:HB3	3:M:648:THR:HG21	1.83	0.60
3:M:803:TYR:CZ	3:M:807:VAL:HG21	2.29	0.60
3:M:40:VAL:HG22	3:M:41:VAL:N	2.16	0.60
3:M:537:GLU:HB3	3:M:648:THR:HG21	1.83	0.60
3:M:40:VAL:HG22	3:M:41:VAL:N	2.16	0.60
3:M:537:GLU:HB3	3:M:648:THR:HG21	1.83	0.60
3:M:40:VAL:HG22	3:M:41:VAL:N	2.16	0.60
3:M:537:GLU:HB3	3:M:648:THR:HG21	1.83	0.60
3:M:40:VAL:HG22	3:M:41:VAL:N	2.16	0.60
3:M:537:GLU:HB3	3:M:648:THR:HG21	1.83	0.60
3:M:726:VAL:HG22	3:M:786:ILE:HD11	1.80	0.60
2:C:107:LEU:CD1	3:M:736:GLN:NE2	2.51	0.60
3:M:524:GLU:O	3:M:528:LYS:HB2	2.01	0.60
3:M:524:GLU:O	3:M:528:LYS:HB2	2.01	0.60
3:M:602:PRO:HD2	3:M:648:THR:CB	2.30	0.60

Continued on next page...

Continued from previous page...

Atom-1	Atom-2	Interatomic distance (Å)	Clash overlap (Å)
3:M:524:GLU:O	3:M:528:LYS:HB2	2.01	0.60
3:M:524:GLU:O	3:M:528:LYS:HB2	2.01	0.60
3:M:524:GLU:O	3:M:528:LYS:HB2	2.01	0.60
3:M:524:GLU:O	3:M:528:LYS:HB2	2.01	0.60
3:M:837:LYS:O	3:M:840:PRO:HD2	2.01	0.60
1:B:92:ASP:OD2	3:M:819:ASN:ND2	2.34	0.60
3:M:546:THR:HG22	3:M:547:ASP:N	2.16	0.60
3:M:546:THR:HG22	3:M:547:ASP:N	2.16	0.60
3:M:546:THR:HG22	3:M:547:ASP:N	2.16	0.60
3:M:546:THR:HG22	3:M:547:ASP:N	2.16	0.60
1:B:56:ARG:HH22	3:M:837:LYS:HE3	1.55	0.60
2:C:58:MET:HA	2:C:62:LYS:HB3	1.83	0.60
3:M:779:ARG:HA	3:M:783:LEU:CA	2.30	0.60
3:M:85:TYR:CZ	3:M:775:LEU:HD23	2.36	0.60
3:M:95:THR:CB	3:M:771:LEU:HB3	2.31	0.60
3:M:546:THR:HG22	3:M:547:ASP:N	2.16	0.60
3:M:813:ILE:O	3:M:817:GLN:N	2.30	0.60
3:M:503:TYR:CZ	3:M:714:ARG:NH2	2.69	0.60
3:M:546:THR:HG22	3:M:547:ASP:N	2.16	0.60
3:M:546:THR:HG22	3:M:547:ASP:N	2.16	0.60
2:C:58:MET:HA	2:C:62:LYS:HB3	1.84	0.60
3:M:546:THR:HG22	3:M:547:ASP:N	2.16	0.60
3:M:726:VAL:O	3:M:787:ILE:CG1	2.49	0.60
1:B:92:ASP:OD2	3:M:819:ASN:ND2	2.34	0.60
3:M:550:PHE:CE2	3:M:592:ILE:HG23	2.37	0.60
3:M:546:THR:HG22	3:M:547:ASP:N	2.16	0.60
2:C:40:ASN:ND2	3:M:793:ARG:HH12	1.88	0.60
3:M:787:ILE:O	3:M:790:THR:N	2.35	0.60
1:B:92:ASP:OD2	3:M:819:ASN:ND2	2.34	0.60
3:M:546:THR:HG22	3:M:547:ASP:N	2.16	0.60
3:M:546:THR:HG22	3:M:547:ASP:N	2.16	0.60
3:M:804:ARG:HB3	3:M:808:GLU:OE1	2.01	0.60
1:B:24:ILE:HG22	1:B:28:LYS:HE3	1.82	0.60
3:M:546:THR:HG22	3:M:547:ASP:N	2.16	0.60
3:M:546:THR:HG22	3:M:547:ASP:N	2.16	0.60
2:C:144:LYS:HE3	3:M:746:LYS:NZ	2.07	0.60
3:M:38:VAL:HB	3:M:52:ILE:HD11	1.83	0.60
3:M:156:PHE:CD1	3:M:195:TYR:CD1	2.90	0.60
3:M:166:MET:HE3	3:M:254:PHE:CD2	2.36	0.60
3:M:546:THR:HG22	3:M:547:ASP:N	2.17	0.60
3:M:38:VAL:HB	3:M:52:ILE:HD11	1.83	0.60

Continued on next page...

Continued from previous page...

Atom-1	Atom-2	Interatomic distance (Å)	Clash overlap (Å)
3:M:156:PHE:CD1	3:M:195:TYR:CD1	2.90	0.60
3:M:166:MET:HE3	3:M:254:PHE:CD2	2.36	0.60
3:M:546:THR:HG22	3:M:547:ASP:N	2.17	0.60
3:M:755:HIS:HA	3:M:758:TYR:HE1	1.65	0.60
2:C:96:LYS:CD	3:M:725:ARG:HD3	2.14	0.60
3:M:95:THR:HG23	3:M:96:HIS:ND1	2.17	0.60
3:M:156:PHE:CD1	3:M:195:TYR:CD1	2.90	0.60
3:M:38:VAL:HB	3:M:52:ILE:HD11	1.83	0.60
3:M:156:PHE:CD1	3:M:195:TYR:CD1	2.90	0.60
3:M:166:MET:HE3	3:M:254:PHE:CD2	2.36	0.60
3:M:546:THR:HG22	3:M:547:ASP:N	2.17	0.60
2:C:40:ASN:HD21	3:M:793:ARG:HH11	0.64	0.60
3:M:38:VAL:HB	3:M:52:ILE:HD11	1.83	0.60
3:M:151:ALA:CA	3:M:722:GLN:NE2	2.62	0.60
3:M:156:PHE:CD1	3:M:195:TYR:CD1	2.90	0.60
3:M:166:MET:HE3	3:M:254:PHE:CD2	2.36	0.60
3:M:546:THR:HG22	3:M:547:ASP:N	2.17	0.60
3:M:38:VAL:HB	3:M:52:ILE:HD11	1.83	0.60
3:M:156:PHE:CD1	3:M:195:TYR:CD1	2.90	0.60
3:M:166:MET:HE3	3:M:254:PHE:CD2	2.36	0.60
3:M:546:THR:HG22	3:M:547:ASP:N	2.17	0.60
1:B:92:ASP:OD2	3:M:819:ASN:ND2	2.34	0.60
3:M:38:VAL:HB	3:M:52:ILE:HD11	1.83	0.60
3:M:156:PHE:CD1	3:M:195:TYR:CD1	2.90	0.60
3:M:166:MET:HE3	3:M:254:PHE:CD2	2.36	0.60
3:M:546:THR:HG22	3:M:547:ASP:N	2.17	0.60
3:M:755:HIS:HA	3:M:758:TYR:HE1	1.65	0.60
3:M:805:ARG:O	3:M:809:ARG:N	2.31	0.60
2:C:94:PHE:C	3:M:24:ARG:HH12	1.96	0.60
3:M:837:LYS:O	3:M:840:PRO:HD2	2.01	0.60
2:C:58:MET:HA	2:C:62:LYS:HB3	1.84	0.60
2:C:92:ARG:CB	3:M:25:ILE:HB	2.30	0.60
3:M:787:ILE:O	3:M:790:THR:N	2.35	0.60
3:M:803:TYR:CG	3:M:807:VAL:CG2	2.82	0.60
3:M:503:TYR:HE1	3:M:714:ARG:CZ	1.88	0.60
3:M:837:LYS:O	3:M:840:PRO:HD2	2.01	0.60
2:C:138:ASN:OD1	3:M:738:MET:C	2.31	0.60
3:M:550:PHE:CE2	3:M:592:ILE:HG23	2.37	0.60
3:M:717:TYR:HD1	3:M:744:SER:HG	1.49	0.60
3:M:550:PHE:CE2	3:M:592:ILE:HG23	2.37	0.60
2:C:96:LYS:HE2	3:M:725:ARG:NH1	0.41	0.60

Continued on next page...

Continued from previous page...

Atom-1	Atom-2	Interatomic distance (Å)	Clash overlap (Å)
3:M:40:VAL:HG22	3:M:41:VAL:N	2.16	0.60
3:M:546:THR:HG22	3:M:547:ASP:N	2.17	0.60
3:M:550:PHE:CE2	3:M:592:ILE:HG23	2.37	0.60
3:M:805:ARG:O	3:M:809:ARG:HB2	2.01	0.60
2:C:58:MET:HA	2:C:62:LYS:HB3	1.84	0.60
3:M:550:PHE:CE2	3:M:592:ILE:HG23	2.37	0.60
3:M:837:LYS:O	3:M:840:PRO:HD2	2.01	0.60
3:M:550:PHE:CE2	3:M:592:ILE:HG23	2.37	0.60
2:C:58:MET:HA	2:C:62:LYS:HB3	1.84	0.60
3:M:550:PHE:CE2	3:M:592:ILE:HG23	2.37	0.60
3:M:602:PRO:CD	3:M:648:THR:CB	2.70	0.60
3:M:602:PRO:HD2	3:M:648:THR:CB	2.30	0.60
3:M:602:PRO:CD	3:M:648:THR:CB	2.70	0.60
3:M:602:PRO:HD2	3:M:648:THR:CB	2.30	0.60
3:M:787:ILE:O	3:M:790:THR:N	2.35	0.60
3:M:665:ARG:C	3:M:667:THR:H	2.05	0.60
3:M:602:PRO:CD	3:M:648:THR:CB	2.70	0.60
3:M:602:PRO:HD2	3:M:648:THR:CB	2.30	0.60
3:M:602:PRO:CD	3:M:648:THR:CB	2.70	0.60
3:M:602:PRO:HD2	3:M:648:THR:CB	2.30	0.60
3:M:665:ARG:C	3:M:667:THR:H	2.05	0.60
3:M:813:ILE:O	3:M:817:GLN:N	2.30	0.60
3:M:602:PRO:CD	3:M:648:THR:CB	2.70	0.60
3:M:602:PRO:HD2	3:M:648:THR:CB	2.30	0.60
3:M:665:ARG:C	3:M:667:THR:H	2.05	0.60
3:M:602:PRO:CD	3:M:648:THR:CB	2.70	0.60
3:M:602:PRO:HD2	3:M:648:THR:CB	2.30	0.60
1:B:128:PHE:CE1	3:M:817:GLN:CD	2.75	0.60
3:M:602:PRO:CD	3:M:648:THR:CB	2.70	0.60
3:M:602:PRO:HD2	3:M:648:THR:CB	2.30	0.60
3:M:665:ARG:C	3:M:667:THR:H	2.05	0.60
3:M:787:ILE:O	3:M:790:THR:N	2.35	0.60
3:M:837:LYS:O	3:M:840:PRO:HD2	2.01	0.60
3:M:665:ARG:C	3:M:667:THR:H	2.05	0.60
3:M:602:PRO:CD	3:M:648:THR:CB	2.70	0.60
3:M:602:PRO:HD2	3:M:648:THR:CB	2.30	0.60
3:M:779:ARG:CA	3:M:780:ASP:N	2.62	0.60
3:M:60:VAL:O	3:M:71:THR:HA	2.02	0.60
3:M:60:VAL:O	3:M:71:THR:HA	2.02	0.60
1:B:101:PHE:CZ	3:M:816:ILE:HD13	2.28	0.60
3:M:60:VAL:O	3:M:71:THR:HA	2.02	0.60

Continued on next page...

Continued from previous page...

Atom-1	Atom-2	Interatomic distance (Å)	Clash overlap (Å)
1:B:87:LYS:CD	3:M:829:TRP:CZ3	2.78	0.60
2:C:103:MET:CG	3:M:17:LEU:HD22	2.25	0.60
2:C:106:GLU:CG	3:M:17:LEU:N	2.64	0.60
3:M:60:VAL:O	3:M:71:THR:HA	2.02	0.60
3:M:60:VAL:O	3:M:71:THR:HA	2.02	0.60
3:M:60:VAL:O	3:M:71:THR:HA	2.02	0.60
3:M:536:LEU:HD13	3:M:550:PHE:CE1	2.37	0.60
3:M:536:LEU:HD13	3:M:550:PHE:CE1	2.37	0.60
3:M:124:VAL:HG13	3:M:675:ILE:HD13	1.84	0.60
3:M:782:LYS:C	3:M:783:LEU:HD12	2.22	0.60
3:M:536:LEU:HD13	3:M:550:PHE:CE1	2.37	0.60
3:M:29:ASN:HA	3:M:782:LYS:N	2.13	0.60
3:M:536:LEU:HD13	3:M:550:PHE:CE1	2.37	0.60
1:B:123:THR:O	2:C:19:ARG:HA	1.99	0.60
3:M:124:VAL:HG13	3:M:675:ILE:HD13	1.84	0.60
3:M:837:LYS:O	3:M:840:PRO:HD2	2.01	0.60
1:B:56:ARG:HH22	3:M:837:LYS:HE3	1.55	0.60
3:M:31:PRO:HG2	3:M:785:GLU:CA	2.28	0.60
3:M:536:LEU:HD13	3:M:550:PHE:CE1	2.37	0.60
3:M:124:VAL:HG13	3:M:675:ILE:HD13	1.84	0.60
1:B:128:PHE:CE1	3:M:817:GLN:CD	2.75	0.60
2:C:58:MET:HA	2:C:62:LYS:HB3	1.84	0.60
3:M:536:LEU:HD13	3:M:550:PHE:CE1	2.37	0.60
1:B:24:ILE:HG22	1:B:28:LYS:HE3	1.82	0.60
3:M:536:LEU:HD13	3:M:550:PHE:CE1	2.37	0.60
3:M:124:VAL:HG13	3:M:675:ILE:HD13	1.84	0.60
3:M:124:VAL:HG13	3:M:675:ILE:HD13	1.84	0.60
3:M:536:LEU:HD13	3:M:550:PHE:CE1	2.37	0.60
2:C:89:GLU:HG2	3:M:745:GLU:O	2.02	0.60
3:M:787:ILE:O	3:M:790:THR:N	2.35	0.60
3:M:813:ILE:O	3:M:817:GLN:N	2.30	0.60
2:C:92:ARG:HB2	3:M:725:ARG:HG3	1.84	0.60
3:M:782:LYS:C	3:M:783:LEU:HD12	2.22	0.60
3:M:265:ILE:HD12	3:M:445:ILE:HG21	1.84	0.60
3:M:510:TRP:HE3	3:M:714:ARG:NE	1.83	0.60
3:M:524:GLU:O	3:M:528:LYS:HB2	2.01	0.60
3:M:787:ILE:O	3:M:790:THR:N	2.35	0.60
3:M:717:TYR:HD1	3:M:744:SER:HG	1.49	0.60
2:C:40:ASN:ND2	3:M:793:ARG:HH12	1.89	0.60
3:M:787:ILE:O	3:M:790:THR:N	2.35	0.60
3:M:802:GLU:OE2	3:M:809:ARG:CZ	2.49	0.60

Continued on next page...

Continued from previous page...

Atom-1	Atom-2	Interatomic distance (Å)	Clash overlap (Å)
1:B:126:ASP:CA	2:C:21:GLY:O	2.48	0.60
3:M:95:THR:HG23	3:M:96:HIS:ND1	2.17	0.60
3:M:156:PHE:CD1	3:M:195:TYR:CD1	2.90	0.60
3:M:726:VAL:HG13	3:M:786:ILE:HD12	1.83	0.60
3:M:778:MET:HB3	3:M:782:LYS:HD2	1.82	0.60
3:M:787:ILE:O	3:M:790:THR:N	2.35	0.60
3:M:95:THR:HG23	3:M:96:HIS:ND1	2.17	0.60
3:M:156:PHE:CD1	3:M:195:TYR:CD1	2.90	0.60
3:M:782:LYS:C	3:M:783:LEU:HD12	2.22	0.60
3:M:686:MET:HG3	3:M:691:VAL:HG21	1.82	0.60
3:M:95:THR:HG23	3:M:96:HIS:ND1	2.17	0.60
3:M:156:PHE:CD1	3:M:195:TYR:CD1	2.90	0.60
1:B:123:THR:O	2:C:19:ARG:HA	1.99	0.60
3:M:95:THR:HG23	3:M:96:HIS:ND1	2.17	0.60
3:M:156:PHE:CD1	3:M:195:TYR:CD1	2.90	0.60
1:B:128:PHE:CE1	3:M:817:GLN:CD	2.75	0.60
3:M:686:MET:HG3	3:M:691:VAL:HG21	1.82	0.60
3:M:30:LYS:O	3:M:782:LYS:HB2	2.00	0.60
3:M:156:PHE:CD1	3:M:195:TYR:CD1	2.90	0.60
3:M:686:MET:HG3	3:M:691:VAL:HG21	1.82	0.60
3:M:95:THR:HG23	3:M:96:HIS:ND1	2.17	0.60
3:M:156:PHE:CD1	3:M:195:TYR:CD1	2.90	0.60
3:M:95:THR:HG23	3:M:96:HIS:ND1	2.17	0.60
3:M:156:PHE:CD1	3:M:195:TYR:CD1	2.90	0.60
3:M:782:LYS:C	3:M:783:LEU:HD12	2.22	0.60
3:M:686:MET:HG3	3:M:691:VAL:HG21	1.82	0.60
1:B:128:PHE:CE1	3:M:817:GLN:CD	2.75	0.60
1:B:141:PRO:O	1:B:144:VAL:HG12	2.02	0.60
3:M:686:MET:HG3	3:M:691:VAL:HG21	1.82	0.60
3:M:95:THR:HG23	3:M:96:HIS:ND1	2.17	0.60
3:M:156:PHE:CD1	3:M:195:TYR:CD1	2.90	0.60
2:C:144:LYS:HB2	3:M:734:GLU:CB	2.32	0.60
3:M:40:VAL:HG22	3:M:41:VAL:H	1.66	0.60
3:M:537:GLU:O	3:M:602:PRO:HG3	2.01	0.60
1:B:128:PHE:CE1	3:M:817:GLN:CD	2.75	0.60
3:M:40:VAL:HG22	3:M:41:VAL:H	1.66	0.60
3:M:537:GLU:O	3:M:602:PRO:HG3	2.01	0.60
3:M:787:ILE:O	3:M:790:THR:N	2.35	0.60
2:C:58:MET:HA	2:C:62:LYS:HB3	1.84	0.60
3:M:40:VAL:HG22	3:M:41:VAL:H	1.66	0.60
3:M:537:GLU:O	3:M:602:PRO:HG3	2.01	0.60

Continued on next page...

Continued from previous page...

Atom-1	Atom-2	Interatomic distance (Å)	Clash overlap (Å)
3:M:755:HIS:HA	3:M:758:TYR:HE1	1.65	0.60
3:M:837:LYS:O	3:M:840:PRO:HD2	2.01	0.60
3:M:40:VAL:HG22	3:M:41:VAL:H	1.66	0.60
3:M:537:GLU:O	3:M:602:PRO:HG3	2.01	0.60
3:M:40:VAL:HG22	3:M:41:VAL:H	1.66	0.60
3:M:537:GLU:O	3:M:602:PRO:HG3	2.01	0.60
1:B:128:PHE:CE1	3:M:817:GLN:CD	2.75	0.60
3:M:40:VAL:HG22	3:M:41:VAL:H	1.66	0.60
3:M:537:GLU:O	3:M:602:PRO:HG3	2.01	0.60
3:M:778:MET:O	3:M:782:LYS:N	2.33	0.60
2:C:58:MET:HA	2:C:62:LYS:HB3	1.84	0.60
3:M:124:VAL:CG1	3:M:675:ILE:HD13	2.32	0.60
3:M:557:GLN:O	3:M:557:GLN:HG3	2.00	0.60
3:M:837:LYS:O	3:M:840:PRO:HD2	2.01	0.60
3:M:124:VAL:CG1	3:M:675:ILE:HD13	2.32	0.60
3:M:557:GLN:O	3:M:557:GLN:HG3	2.00	0.60
1:B:141:PRO:O	1:B:144:VAL:HG12	2.02	0.60
3:M:735:GLY:HA2	3:M:738:MET:HE2	1.82	0.60
3:M:124:VAL:CG1	3:M:675:ILE:HD13	2.32	0.60
3:M:557:GLN:O	3:M:557:GLN:HG3	2.00	0.60
3:M:779:ARG:O	3:M:780:ASP:C	2.40	0.60
3:M:782:LYS:C	3:M:783:LEU:HD12	2.22	0.60
3:M:25:ILE:HG22	3:M:783:LEU:C	2.21	0.60
3:M:124:VAL:CG1	3:M:675:ILE:HD13	2.32	0.60
3:M:557:GLN:O	3:M:557:GLN:HG3	2.00	0.60
2:C:95:ASP:C	3:M:23:GLU:H	2.02	0.60
2:C:139:TYR:HE1	3:M:23:GLU:CA	2.14	0.60
3:M:31:PRO:HG2	3:M:786:ILE:H	1.65	0.60
3:M:124:VAL:CG1	3:M:675:ILE:HD13	2.32	0.60
3:M:557:GLN:O	3:M:557:GLN:HG3	2.00	0.60
1:B:56:ARG:HH22	3:M:837:LYS:HE3	1.55	0.60
3:M:124:VAL:CG1	3:M:675:ILE:HD13	2.32	0.60
3:M:557:GLN:O	3:M:557:GLN:HG3	2.00	0.60
3:M:124:VAL:CG1	3:M:675:ILE:HD13	2.32	0.60
3:M:557:GLN:O	3:M:557:GLN:HG3	2.00	0.60
3:M:124:VAL:CG1	3:M:675:ILE:HD13	2.32	0.60
3:M:557:GLN:O	3:M:557:GLN:HG3	2.00	0.60
3:M:506:GLU:CG	3:M:766:PHE:HE1	1.98	0.60
3:M:602:PRO:HD2	3:M:648:THR:CB	2.30	0.60
3:M:602:PRO:HD2	3:M:648:THR:CB	2.30	0.60
3:M:38:VAL:HB	3:M:52:ILE:HD11	1.83	0.60

Continued on next page...

Continued from previous page...

Atom-1	Atom-2	Interatomic distance (Å)	Clash overlap (Å)
3:M:124:VAL:HG13	3:M:675:ILE:HD13	1.84	0.60
3:M:665:ARG:C	3:M:667:THR:H	2.05	0.60
3:M:602:PRO:HD2	3:M:648:THR:CB	2.30	0.60
2:C:94:PHE:O	3:M:18:ARG:CG	2.47	0.60
3:M:602:PRO:HD2	3:M:648:THR:CB	2.30	0.60
3:M:602:PRO:HD2	3:M:648:THR:CB	2.30	0.60
3:M:782:LYS:C	3:M:783:LEU:HD12	2.22	0.60
1:B:101:PHE:CD2	3:M:816:ILE:HD13	2.15	0.60
3:M:602:PRO:HD2	3:M:648:THR:CB	2.30	0.60
3:M:804:ARG:O	3:M:808:GLU:HG3	2.01	0.60
3:M:265:ILE:HD12	3:M:445:ILE:HG21	1.84	0.60
3:M:725:ARG:HH22	3:M:736:GLN:HE21	1.27	0.60
3:M:265:ILE:HD12	3:M:445:ILE:HG21	1.84	0.60
3:M:95:THR:HG23	3:M:96:HIS:ND1	2.17	0.60
3:M:265:ILE:HD12	3:M:445:ILE:HG21	1.84	0.60
3:M:265:ILE:HD12	3:M:445:ILE:HG21	1.84	0.60
1:B:24:ILE:HG22	1:B:28:LYS:HE3	1.82	0.60
3:M:83:PRO:C	3:M:780:ASP:CG	2.60	0.60
3:M:265:ILE:HD12	3:M:445:ILE:HG21	1.84	0.60
3:M:95:THR:HG23	3:M:96:HIS:ND1	2.17	0.60
3:M:265:ILE:HD12	3:M:445:ILE:HG21	1.84	0.60
3:M:779:ARG:O	3:M:783:LEU:N	2.35	0.60
3:M:265:ILE:HD12	3:M:445:ILE:HG21	1.84	0.60
3:M:95:THR:HG23	3:M:96:HIS:ND1	2.17	0.60
3:M:265:ILE:HD12	3:M:445:ILE:HG21	1.84	0.60
3:M:804:ARG:C	3:M:808:GLU:OE1	2.40	0.60
3:M:265:ILE:HD12	3:M:445:ILE:HG21	1.84	0.60
3:M:265:ILE:HD12	3:M:445:ILE:HG21	1.84	0.60
3:M:725:ARG:HH22	3:M:736:GLN:HE21	1.27	0.60
3:M:95:THR:HG23	3:M:96:HIS:ND1	2.17	0.60
3:M:265:ILE:HD12	3:M:445:ILE:HG21	1.84	0.60
3:M:95:THR:HG23	3:M:96:HIS:ND1	2.17	0.60
3:M:265:ILE:HD12	3:M:445:ILE:HG21	1.84	0.60
3:M:508:ILE:HA	3:M:764:LYS:HG3	1.83	0.60
3:M:805:ARG:O	3:M:809:ARG:HG3	2.02	0.60
3:M:265:ILE:HD12	3:M:445:ILE:HG21	1.84	0.60
3:M:725:ARG:HH22	3:M:736:GLN:HE21	1.27	0.60
3:M:787:ILE:O	3:M:790:THR:N	2.35	0.60
2:C:91:LEU:HG	3:M:728:ASN:O	2.02	0.60
2:C:96:LYS:CG	3:M:720:PHE:C	2.65	0.60
3:M:265:ILE:HD12	3:M:445:ILE:HG21	1.84	0.60

Continued on next page...

Continued from previous page...

Atom-1	Atom-2	Interatomic distance (Å)	Clash overlap (Å)
3:M:436:LYS:HE3	3:M:652:LEU:CD2	2.32	0.60
3:M:726:VAL:HG13	3:M:787:ILE:HD11	1.82	0.60
3:M:265:ILE:HD12	3:M:445:ILE:HG21	1.84	0.60
3:M:436:LYS:HE3	3:M:652:LEU:CD2	2.32	0.60
3:M:837:LYS:O	3:M:840:PRO:HD2	2.01	0.60
3:M:509:GLU:HB3	3:M:714:ARG:HG3	1.84	0.60
3:M:265:ILE:HD12	3:M:445:ILE:HG21	1.84	0.60
3:M:436:LYS:HE3	3:M:652:LEU:CD2	2.32	0.60
2:C:94:PHE:CA	3:M:24:ARG:NH2	2.63	0.60
3:M:265:ILE:HD12	3:M:445:ILE:HG21	1.84	0.60
3:M:436:LYS:HE3	3:M:652:LEU:CD2	2.32	0.60
3:M:787:ILE:O	3:M:790:THR:N	2.35	0.60
3:M:265:ILE:HD12	3:M:445:ILE:HG21	1.84	0.60
3:M:436:LYS:HE3	3:M:652:LEU:CD2	2.32	0.60
3:M:265:ILE:HD12	3:M:445:ILE:HG21	1.84	0.60
3:M:436:LYS:HE3	3:M:652:LEU:CD2	2.32	0.60
3:M:127:ASN:ND2	3:M:128:PRO:HD2	2.16	0.60
3:M:802:GLU:O	3:M:806:MET:HG3	2.02	0.60
3:M:127:ASN:ND2	3:M:128:PRO:HD2	2.16	0.60
3:M:676:ILE:HG23	3:M:676:ILE:O	2.02	0.60
3:M:127:ASN:ND2	3:M:128:PRO:HD2	2.16	0.60
2:C:58:MET:HA	2:C:62:LYS:HB3	1.84	0.60
3:M:82:PRO:CG	3:M:774:LEU:C	2.69	0.60
3:M:83:PRO:N	3:M:777:GLU:CA	2.64	0.60
3:M:127:ASN:ND2	3:M:128:PRO:HD2	2.16	0.60
3:M:717:TYR:HD1	3:M:744:SER:HG	1.49	0.60
3:M:508:ILE:HG21	3:M:766:PHE:CE2	2.36	0.60
3:M:676:ILE:HG23	3:M:676:ILE:O	2.02	0.60
1:B:141:PRO:O	1:B:144:VAL:HG12	2.02	0.60
3:M:127:ASN:ND2	3:M:128:PRO:HD2	2.16	0.60
1:B:101:PHE:CE2	3:M:816:ILE:HD12	2.31	0.60
2:C:58:MET:HA	2:C:62:LYS:HB3	1.83	0.60
3:M:676:ILE:HG23	3:M:676:ILE:O	2.02	0.60
3:M:127:ASN:ND2	3:M:128:PRO:HD2	2.16	0.60
1:B:56:ARG:HH22	3:M:837:LYS:HE3	1.55	0.60
3:M:127:ASN:ND2	3:M:128:PRO:HD2	2.16	0.60
3:M:676:ILE:HG23	3:M:676:ILE:O	2.02	0.60
3:M:676:ILE:HG23	3:M:676:ILE:O	2.02	0.60
3:M:127:ASN:ND2	3:M:128:PRO:HD2	2.16	0.60
3:M:782:LYS:C	3:M:783:LEU:HD12	2.22	0.60
1:B:128:PHE:CE1	3:M:817:GLN:CD	2.75	0.59

Continued on next page...

Continued from previous page...

Atom-1	Atom-2	Interatomic distance (Å)	Clash overlap (Å)
1:B:141:PRO:O	1:B:144:VAL:HG12	2.02	0.59
3:M:665:ARG:C	3:M:667:THR:H	2.05	0.59
3:M:665:ARG:C	3:M:667:THR:H	2.05	0.59
3:M:99:GLU:OE2	3:M:696:ARG:NH2	2.31	0.59
3:M:436:LYS:HE3	3:M:652:LEU:CD2	2.32	0.59
3:M:665:ARG:C	3:M:667:THR:H	2.05	0.59
2:C:102:VAL:HB	3:M:11:GLY:CA	2.25	0.59
3:M:24:ARG:O	3:M:780:ASP:HA	2.02	0.59
3:M:25:ILE:HA	3:M:782:LYS:N	2.08	0.59
3:M:665:ARG:C	3:M:667:THR:H	2.05	0.59
3:M:35:LYS:CE	3:M:780:ASP:OD2	2.49	0.59
3:M:665:ARG:C	3:M:667:THR:H	2.05	0.59
3:M:837:LYS:O	3:M:840:PRO:HD2	2.01	0.59
3:M:665:ARG:C	3:M:667:THR:H	2.05	0.59
1:B:128:PHE:CE1	3:M:817:GLN:CD	2.75	0.59
3:M:230:GLU:O	3:M:234:ASN:HB2	2.02	0.59
1:B:128:PHE:CE1	3:M:817:GLN:CD	2.75	0.59
2:C:58:MET:HA	2:C:62:LYS:HB3	1.84	0.59
3:M:230:GLU:O	3:M:234:ASN:HB2	2.02	0.59
3:M:557:GLN:O	3:M:557:GLN:HG3	2.00	0.59
3:M:602:PRO:HD2	3:M:648:THR:CB	2.31	0.59
2:C:91:LEU:O	3:M:722:GLN:CD	2.40	0.59
3:M:230:GLU:O	3:M:234:ASN:HB2	2.02	0.59
1:B:128:PHE:CE1	3:M:817:GLN:CD	2.75	0.59
3:M:149:GLN:HB3	3:M:719:ASP:OD2	1.97	0.59
3:M:230:GLU:O	3:M:234:ASN:HB2	2.02	0.59
3:M:557:GLN:O	3:M:557:GLN:HG3	2.00	0.59
3:M:602:PRO:HD2	3:M:648:THR:CB	2.31	0.59
1:B:128:PHE:CE1	3:M:817:GLN:CD	2.75	0.59
3:M:85:TYR:N	3:M:724:TYR:CG	2.65	0.59
3:M:230:GLU:O	3:M:234:ASN:HB2	2.02	0.59
3:M:557:GLN:O	3:M:557:GLN:HG3	2.00	0.59
3:M:602:PRO:HD2	3:M:648:THR:CB	2.31	0.59
3:M:782:LYS:C	3:M:783:LEU:HD12	2.22	0.59
3:M:230:GLU:O	3:M:234:ASN:HB2	2.02	0.59
3:M:230:GLU:O	3:M:234:ASN:HB2	2.02	0.59
3:M:508:ILE:HD11	3:M:766:PHE:CG	2.36	0.59
3:M:557:GLN:O	3:M:557:GLN:HG3	2.00	0.59
3:M:602:PRO:HD2	3:M:648:THR:CB	2.31	0.59
2:C:58:MET:HA	2:C:62:LYS:HB3	1.83	0.59
3:M:557:GLN:O	3:M:557:GLN:HG3	2.00	0.59

Continued on next page...

Continued from previous page...

Atom-1	Atom-2	Interatomic distance (Å)	Clash overlap (Å)
3:M:602:PRO:HD2	3:M:648:THR:CB	2.31	0.59
3:M:230:GLU:O	3:M:234:ASN:HB2	2.02	0.59
2:C:92:ARG:HA	3:M:721:LYS:HG3	1.84	0.59
2:C:93:VAL:CG1	3:M:724:TYR:CD2	2.12	0.59
3:M:776:GLU:O	3:M:779:ARG:HB3	2.03	0.59
3:M:779:ARG:O	3:M:783:LEU:CD1	2.49	0.59
3:M:230:GLU:O	3:M:234:ASN:HB2	2.02	0.59
3:M:837:LYS:O	3:M:840:PRO:HD2	2.01	0.59
1:B:141:PRO:O	1:B:144:VAL:HG12	2.02	0.59
2:C:40:ASN:ND2	3:M:793:ARG:HH12	1.89	0.59
3:M:735:GLY:HA2	3:M:738:MET:HE2	1.84	0.59
2:C:94:PHE:O	3:M:18:ARG:CB	2.49	0.59
3:M:776:GLU:O	3:M:779:ARG:HB3	2.02	0.59
3:M:116:TYR:HB2	3:M:153:PRO:O	2.02	0.59
3:M:550:PHE:CE2	3:M:592:ILE:HG23	2.37	0.59
3:M:116:TYR:HB2	3:M:153:PRO:O	2.02	0.59
3:M:550:PHE:CE2	3:M:592:ILE:HG23	2.37	0.59
1:B:112:ILE:HB	1:B:150:TYR:HE1	1.68	0.59
3:M:648:THR:HG23	3:M:651:ALA:HB2	1.83	0.59
3:M:116:TYR:HB2	3:M:153:PRO:O	2.02	0.59
3:M:550:PHE:CE2	3:M:592:ILE:HG23	2.37	0.59
1:B:112:ILE:HB	1:B:150:TYR:HE1	1.68	0.59
1:B:141:PRO:O	1:B:144:VAL:HG12	2.02	0.59
3:M:116:TYR:HB2	3:M:153:PRO:O	2.02	0.59
3:M:550:PHE:CE2	3:M:592:ILE:HG23	2.37	0.59
3:M:648:THR:HG23	3:M:651:ALA:HB2	1.83	0.59
3:M:726:VAL:HG13	3:M:787:ILE:CG1	2.28	0.59
2:C:94:PHE:N	3:M:26:GLU:HB2	2.12	0.59
3:M:29:ASN:ND2	3:M:725:ARG:HB3	2.16	0.59
3:M:116:TYR:HB2	3:M:153:PRO:O	2.02	0.59
3:M:550:PHE:CE2	3:M:592:ILE:HG23	2.37	0.59
3:M:837:LYS:O	3:M:840:PRO:HD2	2.01	0.59
3:M:648:THR:HG23	3:M:651:ALA:HB2	1.83	0.59
3:M:776:GLU:O	3:M:779:ARG:HB3	2.02	0.59
3:M:116:TYR:HB2	3:M:153:PRO:O	2.02	0.59
3:M:550:PHE:CE2	3:M:592:ILE:HG23	2.37	0.59
2:C:58:MET:HA	2:C:62:LYS:HB3	1.84	0.59
3:M:116:TYR:HB2	3:M:153:PRO:O	2.02	0.59
3:M:550:PHE:CE2	3:M:592:ILE:HG23	2.37	0.59
3:M:783:LEU:O	3:M:787:ILE:N	2.28	0.59
3:M:648:THR:HG23	3:M:651:ALA:HB2	1.83	0.59

Continued on next page...

Continued from previous page...

Atom-1	Atom-2	Interatomic distance (Å)	Clash overlap (Å)
3:M:776:GLU:O	3:M:779:ARG:HB3	2.02	0.59
3:M:648:THR:HG23	3:M:651:ALA:HB2	1.83	0.59
1:B:128:PHE:CE1	3:M:817:GLN:CD	2.75	0.59
2:C:93:VAL:HG22	3:M:725:ARG:N	2.17	0.59
3:M:116:TYR:HB2	3:M:153:PRO:O	2.02	0.59
3:M:550:PHE:CE2	3:M:592:ILE:HG23	2.37	0.59
2:C:144:LYS:NZ	3:M:746:LYS:HZ3	1.99	0.59
3:M:428:ALA:CB	3:M:600:LYS:HB3	2.20	0.59
3:M:537:GLU:HB3	3:M:648:THR:HG21	1.83	0.59
3:M:731:ALA:CA	3:M:732:ILE:N	2.49	0.59
3:M:428:ALA:CB	3:M:600:LYS:HB3	2.20	0.59
3:M:508:ILE:HD11	3:M:766:PHE:CG	2.36	0.59
3:M:537:GLU:HB3	3:M:648:THR:HG21	1.83	0.59
3:M:735:GLY:HA2	3:M:738:MET:HE2	1.84	0.59
3:M:536:LEU:HD13	3:M:550:PHE:CE1	2.37	0.59
3:M:579:PHE:CE1	3:M:581:LEU:HD13	2.38	0.59
3:M:676:ILE:HG23	3:M:676:ILE:O	2.02	0.59
3:M:782:LYS:C	3:M:783:LEU:HD12	2.22	0.59
3:M:428:ALA:CB	3:M:600:LYS:HB3	2.20	0.59
3:M:537:GLU:HB3	3:M:648:THR:HG21	1.83	0.59
3:M:21:GLU:O	3:M:783:LEU:HG	2.02	0.59
3:M:428:ALA:CB	3:M:600:LYS:HB3	2.20	0.59
3:M:537:GLU:HB3	3:M:648:THR:HG21	1.83	0.59
3:M:428:ALA:CB	3:M:600:LYS:HB3	2.20	0.59
3:M:537:GLU:HB3	3:M:648:THR:HG21	1.83	0.59
3:M:428:ALA:CB	3:M:600:LYS:HB3	2.20	0.59
3:M:508:ILE:HD11	3:M:766:PHE:CG	2.36	0.59
3:M:537:GLU:HB3	3:M:648:THR:HG21	1.83	0.59
3:M:735:GLY:HA2	3:M:738:MET:HE2	1.84	0.59
3:M:837:LYS:O	3:M:840:PRO:HD2	2.01	0.59
3:M:536:LEU:HD13	3:M:550:PHE:CE1	2.37	0.59
3:M:603:LEU:CD1	3:M:647:GLN:C	1.82	0.59
2:C:140:GLU:CB	3:M:738:MET:CA	2.72	0.59
3:M:536:LEU:HD13	3:M:550:PHE:CE1	2.37	0.59
3:M:603:LEU:CD1	3:M:647:GLN:C	1.82	0.59
2:C:100:GLY:HA3	3:M:22:LYS:CE	2.20	0.59
3:M:95:THR:C	3:M:771:LEU:HB3	2.20	0.59
3:M:536:LEU:HD13	3:M:550:PHE:CE1	2.37	0.59
3:M:603:LEU:CD1	3:M:647:GLN:C	1.82	0.59
3:M:787:ILE:O	3:M:790:THR:N	2.35	0.59
3:M:837:LYS:O	3:M:840:PRO:HD2	2.01	0.59

Continued on next page...

Continued from previous page...

Atom-1	Atom-2	Interatomic distance (Å)	Clash overlap (Å)
2:C:40:ASN:ND2	3:M:793:ARG:HH12	1.89	0.59
3:M:536:LEU:HD13	3:M:550:PHE:CE1	2.37	0.59
3:M:603:LEU:CD1	3:M:647:GLN:C	1.82	0.59
3:M:536:LEU:HD13	3:M:550:PHE:CE1	2.37	0.59
3:M:603:LEU:CD1	3:M:647:GLN:C	1.82	0.59
2:C:139:TYR:OH	3:M:725:ARG:CD	2.51	0.59
3:M:95:THR:HG23	3:M:96:HIS:ND1	2.17	0.59
2:C:93:VAL:HB	3:M:726:VAL:N	2.12	0.59
3:M:95:THR:HG23	3:M:96:HIS:ND1	2.17	0.59
3:M:60:VAL:O	3:M:71:THR:HA	2.02	0.59
3:M:135:TYR:CD1	3:M:135:TYR:N	2.69	0.59
3:M:783:LEU:O	3:M:787:ILE:N	2.28	0.59
1:B:128:PHE:CE1	3:M:817:GLN:CD	2.75	0.59
3:M:95:THR:HG23	3:M:96:HIS:ND1	2.17	0.59
2:C:96:LYS:N	3:M:6:GLU:HB3	2.15	0.59
2:C:110:VAL:CG1	3:M:20:SER:OG	2.50	0.59
3:M:95:THR:HG23	3:M:96:HIS:ND1	2.17	0.59
3:M:95:THR:HG23	3:M:96:HIS:ND1	2.17	0.59
3:M:95:THR:HG23	3:M:96:HIS:ND1	2.17	0.59
3:M:40:VAL:HG22	3:M:41:VAL:N	2.16	0.59
3:M:124:VAL:HG13	3:M:675:ILE:HD13	1.84	0.59
3:M:40:VAL:HG22	3:M:41:VAL:N	2.16	0.59
3:M:124:VAL:HG13	3:M:675:ILE:HD13	1.84	0.59
3:M:40:VAL:HG22	3:M:41:VAL:N	2.16	0.59
3:M:124:VAL:HG13	3:M:675:ILE:HD13	1.84	0.59
3:M:40:VAL:HG22	3:M:41:VAL:N	2.16	0.59
3:M:124:VAL:HG13	3:M:675:ILE:HD13	1.84	0.59
3:M:787:ILE:O	3:M:790:THR:N	2.35	0.59
3:M:40:VAL:HG22	3:M:41:VAL:N	2.16	0.59
3:M:124:VAL:HG13	3:M:675:ILE:HD13	1.84	0.59
3:M:40:VAL:HG22	3:M:41:VAL:N	2.16	0.59
3:M:124:VAL:HG13	3:M:675:ILE:HD13	1.84	0.59
1:B:112:ILE:HB	1:B:150:TYR:HE1	1.68	0.59
3:M:40:VAL:HG22	3:M:41:VAL:N	2.16	0.59
3:M:124:VAL:HG13	3:M:675:ILE:HD13	1.84	0.59
3:M:837:LYS:O	3:M:840:PRO:HD2	2.01	0.59
3:M:813:ILE:O	3:M:817:GLN:N	2.30	0.59
1:B:112:ILE:HB	1:B:150:TYR:HE1	1.67	0.59
3:M:779:ARG:CA	3:M:780:ASP:N	2.61	0.59
3:M:782:LYS:C	3:M:783:LEU:HD12	2.22	0.59
3:M:787:ILE:O	3:M:790:THR:N	2.35	0.59

Continued on next page...

Continued from previous page...

Atom-1	Atom-2	Interatomic distance (Å)	Clash overlap (Å)
2:C:58:MET:HA	2:C:62:LYS:HB3	1.84	0.59
3:M:40:VAL:HG22	3:M:41:VAL:N	2.16	0.59
3:M:124:VAL:HG13	3:M:675:ILE:HD13	1.84	0.59
3:M:124:VAL:CG1	3:M:675:ILE:HD13	2.32	0.59
3:M:124:VAL:HG13	3:M:675:ILE:HD13	1.84	0.59
3:M:726:VAL:HG13	3:M:787:ILE:CD1	2.32	0.59
1:B:141:PRO:O	1:B:144:VAL:HG12	2.02	0.59
3:M:124:VAL:CG1	3:M:675:ILE:HD13	2.32	0.59
3:M:124:VAL:HG13	3:M:675:ILE:HD13	1.84	0.59
1:B:128:PHE:CE1	3:M:817:GLN:CD	2.75	0.59
3:M:124:VAL:CG1	3:M:675:ILE:HD13	2.32	0.59
3:M:124:VAL:HG13	3:M:675:ILE:HD13	1.84	0.59
3:M:776:GLU:O	3:M:779:ARG:HB3	2.02	0.59
1:B:128:PHE:CE1	3:M:817:GLN:CD	2.75	0.59
3:M:23:GLU:HG3	3:M:787:ILE:HD12	1.68	0.59
3:M:124:VAL:CG1	3:M:675:ILE:HD13	2.32	0.59
3:M:124:VAL:HG13	3:M:675:ILE:HD13	1.84	0.59
3:M:148:ARG:CB	3:M:719:ASP:OD2	2.51	0.59
1:B:141:PRO:O	1:B:144:VAL:HG12	2.02	0.59
3:M:124:VAL:CG1	3:M:675:ILE:HD13	2.32	0.59
3:M:124:VAL:HG13	3:M:675:ILE:HD13	1.84	0.59
3:M:508:ILE:HD13	3:M:766:PHE:CE2	2.38	0.59
3:M:124:VAL:CG1	3:M:675:ILE:HD13	2.32	0.59
3:M:124:VAL:HG13	3:M:675:ILE:HD13	1.84	0.59
3:M:782:LYS:C	3:M:783:LEU:HD12	2.22	0.59
3:M:38:VAL:HB	3:M:52:ILE:HD11	1.84	0.59
3:M:60:VAL:O	3:M:71:THR:HA	2.02	0.59
3:M:537:GLU:HB3	3:M:648:THR:HG21	1.83	0.59
1:B:87:LYS:CD	3:M:829:TRP:CZ3	2.79	0.59
3:M:38:VAL:HB	3:M:52:ILE:HD11	1.84	0.59
3:M:60:VAL:O	3:M:71:THR:HA	2.02	0.59
3:M:537:GLU:HB3	3:M:648:THR:HG21	1.83	0.59
1:B:128:PHE:CD1	3:M:821:ARG:NH2	2.66	0.59
3:M:550:PHE:CE2	3:M:592:ILE:HG23	2.37	0.59
1:B:128:PHE:CE1	3:M:817:GLN:CD	2.75	0.59
3:M:38:VAL:HB	3:M:52:ILE:HD11	1.84	0.59
3:M:60:VAL:O	3:M:71:THR:HA	2.02	0.59
3:M:537:GLU:HB3	3:M:648:THR:HG21	1.83	0.59
3:M:38:VAL:HB	3:M:52:ILE:HD11	1.84	0.59
3:M:60:VAL:O	3:M:71:THR:HA	2.02	0.59
3:M:537:GLU:HB3	3:M:648:THR:HG21	1.83	0.59

Continued on next page...

Continued from previous page...

Atom-1	Atom-2	Interatomic distance (Å)	Clash overlap (Å)
3:M:707:CYS:C	3:M:712:PRO:CG	2.71	0.59
3:M:550:PHE:CE2	3:M:592:ILE:HG23	2.37	0.59
2:C:27:LEU:O	2:C:30:VAL:HB	2.03	0.59
3:M:38:VAL:HB	3:M:52:ILE:HD11	1.84	0.59
3:M:60:VAL:O	3:M:71:THR:HA	2.02	0.59
3:M:89:GLU:N	3:M:719:ASP:OD2	2.34	0.59
3:M:537:GLU:HB3	3:M:648:THR:HG21	1.83	0.59
3:M:550:PHE:CE2	3:M:592:ILE:HG23	2.37	0.59
3:M:38:VAL:HB	3:M:52:ILE:HD11	1.84	0.59
3:M:60:VAL:O	3:M:71:THR:HA	2.02	0.59
3:M:537:GLU:HB3	3:M:648:THR:HG21	1.83	0.59
3:M:38:VAL:HB	3:M:52:ILE:HD11	1.84	0.59
3:M:60:VAL:O	3:M:71:THR:HA	2.02	0.59
3:M:537:GLU:HB3	3:M:648:THR:HG21	1.83	0.59
3:M:38:VAL:HB	3:M:52:ILE:HD11	1.84	0.59
3:M:60:VAL:O	3:M:71:THR:HA	2.02	0.59
3:M:537:GLU:HB3	3:M:648:THR:HG21	1.83	0.59
3:M:550:PHE:CE2	3:M:592:ILE:HG23	2.37	0.59
3:M:550:PHE:CE2	3:M:592:ILE:HG23	2.37	0.59
3:M:38:VAL:HB	3:M:52:ILE:HD11	1.84	0.59
3:M:60:VAL:O	3:M:71:THR:HA	2.02	0.59
3:M:537:GLU:HB3	3:M:648:THR:HG21	1.83	0.59
3:M:726:VAL:CG2	3:M:786:ILE:HD11	2.25	0.59
2:C:27:LEU:O	2:C:30:VAL:HB	2.03	0.59
3:M:717:TYR:HD1	3:M:744:SER:HG	1.51	0.59
2:C:94:PHE:O	3:M:722:GLN:HG2	2.01	0.59
2:C:16:LEU:HD11	3:M:810:ARG:HG3	1.57	0.59
3:M:23:GLU:CD	3:M:787:ILE:HD11	2.20	0.59
2:C:27:LEU:O	2:C:30:VAL:HB	2.03	0.59
1:B:141:PRO:O	1:B:144:VAL:HG12	2.02	0.59
2:C:27:LEU:O	2:C:30:VAL:HB	2.03	0.59
3:M:717:TYR:HD1	3:M:744:SER:HG	1.51	0.59
1:B:112:ILE:HB	1:B:150:TYR:HE1	1.67	0.59
3:M:508:ILE:HD11	3:M:766:PHE:CG	2.36	0.59
3:M:648:THR:HG23	3:M:651:ALA:HB2	1.83	0.59
3:M:676:ILE:HG23	3:M:676:ILE:O	2.02	0.59
3:M:648:THR:HG23	3:M:651:ALA:HB2	1.83	0.59
3:M:676:ILE:HG23	3:M:676:ILE:O	2.02	0.59
3:M:40:VAL:HG22	3:M:41:VAL:H	1.66	0.59
3:M:127:ASN:ND2	3:M:128:PRO:HD2	2.17	0.59
3:M:156:PHE:CD1	3:M:195:TYR:CD1	2.90	0.59
3:M:509:GLU:HB2	3:M:714:ARG:HG3	1.83	0.59
3:M:510:TRP:HB3	3:M:714:ARG:CZ	2.19	0.59
3:M:508:ILE:HD11	3:M:766:PHE:CG	2.36	0.59

Continued on next page...

Continued from previous page...

Atom-1	Atom-2	Interatomic distance (Å)	Clash overlap (Å)
3:M:648:THR:HG23	3:M:651:ALA:HB2	1.83	0.59
3:M:676:ILE:HG23	3:M:676:ILE:O	2.02	0.59
3:M:96:HIS:CG	3:M:770:GLY:HA3	2.38	0.59
3:M:648:THR:HG23	3:M:651:ALA:HB2	1.83	0.59
3:M:676:ILE:HG23	3:M:676:ILE:O	2.02	0.59
3:M:40:VAL:HG22	3:M:41:VAL:H	1.66	0.59
3:M:127:ASN:ND2	3:M:128:PRO:HD2	2.17	0.59
3:M:156:PHE:CD1	3:M:195:TYR:CD1	2.90	0.59
3:M:82:PRO:O	3:M:724:TYR:CD1	2.52	0.59
3:M:648:THR:HG23	3:M:651:ALA:HB2	1.83	0.59
3:M:676:ILE:HG23	3:M:676:ILE:O	2.02	0.59
1:B:141:PRO:O	1:B:144:VAL:HG12	2.02	0.59
3:M:40:VAL:HG22	3:M:41:VAL:H	1.66	0.59
3:M:127:ASN:ND2	3:M:128:PRO:HD2	2.17	0.59
3:M:156:PHE:CD1	3:M:195:TYR:CD1	2.90	0.59
3:M:648:THR:HG23	3:M:651:ALA:HB2	1.83	0.59
3:M:676:ILE:HG23	3:M:676:ILE:O	2.02	0.59
3:M:508:ILE:HD11	3:M:766:PHE:CG	2.36	0.59
3:M:648:THR:HG23	3:M:651:ALA:HB2	1.83	0.59
3:M:676:ILE:HG23	3:M:676:ILE:O	2.02	0.59
3:M:40:VAL:HG22	3:M:41:VAL:H	1.66	0.59
3:M:127:ASN:ND2	3:M:128:PRO:HD2	2.17	0.59
3:M:156:PHE:CD1	3:M:195:TYR:CD1	2.90	0.59
3:M:40:VAL:HG22	3:M:41:VAL:H	1.66	0.59
3:M:127:ASN:ND2	3:M:128:PRO:HD2	2.17	0.59
3:M:156:PHE:CD1	3:M:195:TYR:CD1	2.90	0.59
3:M:508:ILE:HD11	3:M:766:PHE:CG	2.36	0.59
3:M:648:THR:HG23	3:M:651:ALA:HB2	1.83	0.59
3:M:676:ILE:HG23	3:M:676:ILE:O	2.02	0.59
2:C:27:LEU:O	2:C:30:VAL:HB	2.03	0.59
3:M:579:PHE:CE1	3:M:581:LEU:HD13	2.38	0.59
3:M:579:PHE:CE1	3:M:581:LEU:HD13	2.38	0.59
3:M:579:PHE:CE1	3:M:581:LEU:HD13	2.38	0.59
3:M:579:PHE:CE1	3:M:581:LEU:HD13	2.38	0.59
1:B:128:PHE:CE1	3:M:817:GLN:CD	2.75	0.59
2:C:58:MET:HA	2:C:62:LYS:HB3	1.83	0.59
3:M:579:PHE:CE1	3:M:581:LEU:HD13	2.38	0.59
3:M:579:PHE:CE1	3:M:581:LEU:HD13	2.38	0.59
3:M:7:MET:HE3	3:M:14:ALA:HB1	1.85	0.59
3:M:7:MET:HE3	3:M:14:ALA:HB1	1.85	0.59
1:B:128:PHE:CE1	3:M:817:GLN:CD	2.75	0.59

Continued on next page...

Continued from previous page...

Atom-1	Atom-2	Interatomic distance (Å)	Clash overlap (Å)
3:M:124:VAL:CG1	3:M:675:ILE:HD13	2.31	0.59
3:M:230:GLU:O	3:M:234:ASN:HB2	2.03	0.59
3:M:579:PHE:CE1	3:M:581:LEU:HD13	2.38	0.59
3:M:783:LEU:O	3:M:787:ILE:N	2.28	0.59
3:M:787:ILE:O	3:M:790:THR:N	2.35	0.59
2:C:96:LYS:HB2	3:M:722:GLN:N	2.17	0.59
3:M:7:MET:HE3	3:M:14:ALA:HB1	1.85	0.59
3:M:83:PRO:O	3:M:780:ASP:CG	2.40	0.59
3:M:787:ILE:O	3:M:790:THR:N	2.35	0.59
3:M:124:VAL:CG1	3:M:675:ILE:HD13	2.31	0.59
3:M:230:GLU:O	3:M:234:ASN:HB2	2.03	0.59
3:M:579:PHE:CE1	3:M:581:LEU:HD13	2.38	0.59
3:M:724:TYR:HE1	3:M:775:LEU:HB3	1.68	0.59
3:M:776:GLU:O	3:M:779:ARG:HB3	2.03	0.59
3:M:782:LYS:C	3:M:783:LEU:HD12	2.22	0.59
1:B:112:ILE:HB	1:B:150:TYR:HE1	1.68	0.59
3:M:7:MET:HE3	3:M:14:ALA:HB1	1.85	0.59
3:M:29:ASN:CG	3:M:725:ARG:CG	2.71	0.59
3:M:83:PRO:HG3	3:M:779:ARG:O	1.87	0.59
3:M:124:VAL:CG1	3:M:675:ILE:HD13	2.31	0.59
3:M:230:GLU:O	3:M:234:ASN:HB2	2.03	0.59
3:M:579:PHE:CE1	3:M:581:LEU:HD13	2.38	0.59
3:M:7:MET:HE3	3:M:14:ALA:HB1	1.85	0.59
3:M:776:GLU:O	3:M:779:ARG:HB3	2.02	0.59
3:M:787:ILE:O	3:M:790:THR:N	2.35	0.59
3:M:7:MET:HE3	3:M:14:ALA:HB1	1.85	0.59
1:B:87:LYS:HD2	3:M:829:TRP:CE3	2.38	0.59
1:B:128:PHE:CE1	3:M:817:GLN:CD	2.75	0.59
3:M:124:VAL:CG1	3:M:675:ILE:HD13	2.31	0.59
3:M:230:GLU:O	3:M:234:ASN:HB2	2.03	0.59
3:M:579:PHE:CE1	3:M:581:LEU:HD13	2.38	0.59
3:M:779:ARG:HA	3:M:783:LEU:CA	2.30	0.59
3:M:124:VAL:CG1	3:M:675:ILE:HD13	2.31	0.59
3:M:230:GLU:O	3:M:234:ASN:HB2	2.03	0.59
3:M:579:PHE:CE1	3:M:581:LEU:HD13	2.38	0.59
3:M:7:MET:HE3	3:M:14:ALA:HB1	1.85	0.59
2:C:93:VAL:CB	3:M:724:TYR:C	2.63	0.59
3:M:230:GLU:O	3:M:234:ASN:HB2	2.03	0.59
3:M:481:ASN:N	3:M:481:ASN:ND2	2.51	0.59
3:M:536:LEU:HD13	3:M:550:PHE:CE1	2.37	0.59
1:B:112:ILE:HB	1:B:150:TYR:HE1	1.68	0.59

Continued on next page...

Continued from previous page...

Atom-1	Atom-2	Interatomic distance (Å)	Clash overlap (Å)
3:M:230:GLU:O	3:M:234:ASN:HB2	2.03	0.59
3:M:481:ASN:N	3:M:481:ASN:ND2	2.51	0.59
3:M:536:LEU:HD13	3:M:550:PHE:CE1	2.37	0.59
1:B:112:ILE:HB	1:B:150:TYR:HE1	1.68	0.59
2:C:27:LEU:O	2:C:30:VAL:HB	2.03	0.59
3:M:116:TYR:HB2	3:M:153:PRO:O	2.02	0.59
3:M:124:VAL:CG1	3:M:675:ILE:HD13	2.32	0.59
3:M:537:GLU:O	3:M:602:PRO:HG3	2.01	0.59
3:M:230:GLU:O	3:M:234:ASN:HB2	2.03	0.59
3:M:481:ASN:N	3:M:481:ASN:ND2	2.51	0.59
3:M:536:LEU:HD13	3:M:550:PHE:CE1	2.37	0.59
1:B:112:ILE:HB	1:B:150:TYR:HE1	1.68	0.59
1:B:141:PRO:O	1:B:144:VAL:HG12	2.02	0.59
3:M:25:ILE:HA	3:M:780:ASP:O	2.03	0.59
3:M:230:GLU:O	3:M:234:ASN:HB2	2.03	0.59
3:M:481:ASN:N	3:M:481:ASN:ND2	2.51	0.59
3:M:536:LEU:HD13	3:M:550:PHE:CE1	2.37	0.59
1:B:87:LYS:CD	3:M:829:TRP:CZ3	2.79	0.59
3:M:230:GLU:O	3:M:234:ASN:HB2	2.03	0.59
3:M:481:ASN:N	3:M:481:ASN:ND2	2.51	0.59
3:M:536:LEU:HD13	3:M:550:PHE:CE1	2.37	0.59
3:M:715:VAL:HG11	3:M:720:PHE:HD1	1.68	0.59
3:M:230:GLU:O	3:M:234:ASN:HB2	2.03	0.59
3:M:481:ASN:N	3:M:481:ASN:ND2	2.51	0.59
3:M:536:LEU:HD13	3:M:550:PHE:CE1	2.37	0.59
3:M:686:MET:HG3	3:M:691:VAL:HG21	1.83	0.59
3:M:782:LYS:C	3:M:783:LEU:HD12	2.22	0.59
2:C:27:LEU:O	2:C:30:VAL:HB	2.03	0.59
3:M:686:MET:HG3	3:M:691:VAL:HG21	1.83	0.59
3:M:7:MET:HE3	3:M:14:ALA:HB1	1.85	0.59
3:M:60:VAL:O	3:M:71:THR:HA	2.02	0.59
3:M:464:ILE:HG22	3:M:465:ALA:N	2.18	0.59
3:M:686:MET:HG3	3:M:691:VAL:HG21	1.83	0.59
3:M:83:PRO:N	3:M:777:GLU:CB	2.63	0.59
3:M:686:MET:HG3	3:M:691:VAL:HG21	1.83	0.59
3:M:715:VAL:HG11	3:M:720:PHE:HD1	1.68	0.59
3:M:7:MET:HE3	3:M:14:ALA:HB1	1.85	0.59
3:M:60:VAL:O	3:M:71:THR:HA	2.02	0.59
3:M:464:ILE:HG22	3:M:465:ALA:N	2.18	0.59
3:M:95:THR:HB	3:M:767:PHE:CD1	2.37	0.59
3:M:686:MET:HG3	3:M:691:VAL:HG21	1.83	0.59

Continued on next page...

Continued from previous page...

Atom-1	Atom-2	Interatomic distance (Å)	Clash overlap (Å)
3:M:7:MET:HE3	3:M:14:ALA:HB1	1.85	0.59
3:M:60:VAL:O	3:M:71:THR:HA	2.02	0.59
3:M:464:ILE:HG22	3:M:465:ALA:N	2.18	0.59
3:M:686:MET:HG3	3:M:691:VAL:HG21	1.83	0.59
3:M:686:MET:HG3	3:M:691:VAL:HG21	1.83	0.59
3:M:7:MET:HE3	3:M:14:ALA:HB1	1.85	0.59
3:M:60:VAL:O	3:M:71:THR:HA	2.02	0.59
3:M:464:ILE:HG22	3:M:465:ALA:N	2.18	0.59
3:M:7:MET:HE3	3:M:14:ALA:HB1	1.85	0.59
3:M:60:VAL:O	3:M:71:THR:HA	2.02	0.59
3:M:464:ILE:HG22	3:M:465:ALA:N	2.18	0.59
3:M:776:GLU:O	3:M:779:ARG:HB3	2.03	0.59
1:B:112:ILE:HB	1:B:150:TYR:HE1	1.68	0.59
3:M:686:MET:HG3	3:M:691:VAL:HG21	1.83	0.59
3:M:116:TYR:HB2	3:M:153:PRO:O	2.02	0.59
3:M:774:LEU:HD23	3:M:782:LYS:NZ	2.18	0.59
3:M:116:TYR:HB2	3:M:153:PRO:O	2.02	0.59
3:M:776:GLU:O	3:M:779:ARG:HB3	2.02	0.59
3:M:116:TYR:HB2	3:M:153:PRO:O	2.02	0.59
3:M:116:TYR:HB2	3:M:153:PRO:O	2.02	0.59
3:M:116:TYR:HB2	3:M:153:PRO:O	2.02	0.59
3:M:116:TYR:HB2	3:M:153:PRO:O	2.02	0.59
3:M:776:GLU:O	3:M:779:ARG:HB3	2.02	0.59
2:C:27:LEU:O	2:C:30:VAL:HB	2.03	0.59
3:M:802:GLU:O	3:M:806:MET:N	2.35	0.59
3:M:776:GLU:O	3:M:779:ARG:HB3	2.02	0.59
1:B:112:ILE:HB	1:B:150:TYR:HE1	1.68	0.59
2:C:139:TYR:CZ	3:M:23:GLU:HA	2.38	0.59
3:M:782:LYS:C	3:M:783:LEU:HD12	2.22	0.59
1:B:128:PHE:CE1	3:M:817:GLN:CD	2.75	0.59
3:M:837:LYS:O	3:M:840:PRO:HD2	2.01	0.59
3:M:776:GLU:O	3:M:779:ARG:HB3	2.02	0.59
2:C:27:LEU:O	2:C:30:VAL:HB	2.03	0.59
2:C:89:GLU:HG2	3:M:736:GLN:NE2	2.18	0.59
2:C:96:LYS:CG	3:M:721:LYS:HB3	2.33	0.59
3:M:776:GLU:O	3:M:779:ARG:HB3	2.02	0.59
2:C:58:MET:HA	2:C:62:LYS:HB3	1.84	0.59
2:C:90:GLY:O	3:M:726:VAL:HG23	2.03	0.59
3:M:265:ILE:HG22	3:M:266:GLU:N	2.18	0.59
2:C:27:LEU:O	2:C:30:VAL:HB	2.03	0.59
3:M:805:ARG:C	3:M:806:MET:C	2.61	0.59

Continued on next page...

Continued from previous page...

Atom-1	Atom-2	Interatomic distance (Å)	Clash overlap (Å)
2:C:27:LEU:O	2:C:30:VAL:HB	2.03	0.59
3:M:779:ARG:CA	3:M:780:ASP:N	2.60	0.59
1:B:141:PRO:O	1:B:144:VAL:HG12	2.02	0.59
3:M:135:TYR:CD1	3:M:135:TYR:N	2.69	0.59
3:M:135:TYR:CD1	3:M:135:TYR:N	2.69	0.59
2:C:19:ARG:HH21	3:M:806:MET:HE1	1.66	0.59
3:M:116:TYR:HB2	3:M:153:PRO:O	2.02	0.59
3:M:436:LYS:NZ	3:M:652:LEU:HD11	2.18	0.59
2:C:27:LEU:O	2:C:30:VAL:HB	2.03	0.59
3:M:135:TYR:CD1	3:M:135:TYR:N	2.69	0.59
3:M:837:LYS:O	3:M:840:PRO:HD2	2.01	0.59
3:M:84:LYS:HG2	3:M:776:GLU:CD	2.03	0.59
3:M:135:TYR:CD1	3:M:135:TYR:N	2.69	0.59
3:M:116:TYR:HB2	3:M:153:PRO:O	2.02	0.59
3:M:436:LYS:NZ	3:M:652:LEU:HD11	2.18	0.59
3:M:135:TYR:CD1	3:M:135:TYR:N	2.69	0.59
3:M:116:TYR:HB2	3:M:153:PRO:O	2.02	0.59
3:M:436:LYS:NZ	3:M:652:LEU:HD11	2.18	0.59
3:M:804:ARG:O	3:M:808:GLU:CA	2.50	0.59
1:B:87:LYS:HD2	3:M:829:TRP:CE3	2.38	0.59
1:B:141:PRO:O	1:B:144:VAL:HG12	2.02	0.59
3:M:135:TYR:CD1	3:M:135:TYR:N	2.69	0.59
3:M:135:TYR:CD1	3:M:135:TYR:N	2.69	0.59
2:C:93:VAL:CA	3:M:720:PHE:O	2.51	0.59
2:C:142:PHE:CB	3:M:736:GLN:NE2	2.58	0.59
3:M:116:TYR:HB2	3:M:153:PRO:O	2.02	0.59
3:M:436:LYS:NZ	3:M:652:LEU:HD11	2.18	0.59
3:M:116:TYR:HB2	3:M:153:PRO:O	2.02	0.59
3:M:436:LYS:NZ	3:M:652:LEU:HD11	2.18	0.59
3:M:135:TYR:CD1	3:M:135:TYR:N	2.69	0.59
3:M:175:ILE:HA	3:M:670:HIS:O	2.03	0.58
2:C:58:MET:HA	2:C:62:LYS:HB3	1.84	0.58
1:B:112:ILE:HB	1:B:150:TYR:HE1	1.68	0.58
3:M:787:ILE:O	3:M:790:THR:N	2.35	0.58
2:C:27:LEU:O	2:C:30:VAL:HB	2.03	0.58
3:M:579:PHE:CE1	3:M:581:LEU:HD13	2.37	0.58
3:M:579:PHE:CE1	3:M:581:LEU:HD13	2.37	0.58
1:B:112:ILE:HB	1:B:150:TYR:HE1	1.68	0.58
3:M:579:PHE:CE1	3:M:581:LEU:HD13	2.37	0.58
3:M:579:PHE:CE1	3:M:581:LEU:HD13	2.37	0.58
1:B:87:LYS:HZ1	3:M:829:TRP:HE1	1.45	0.58

Continued on next page...

Continued from previous page...

Atom-1	Atom-2	Interatomic distance (Å)	Clash overlap (Å)
2:C:27:LEU:O	2:C:30:VAL:HB	2.03	0.58
3:M:735:GLY:HA2	3:M:738:MET:HE2	1.84	0.58
3:M:579:PHE:CE1	3:M:581:LEU:HD13	2.37	0.58
3:M:579:PHE:CE1	3:M:581:LEU:HD13	2.37	0.58
3:M:579:PHE:CE1	3:M:581:LEU:HD13	2.37	0.58
3:M:787:ILE:O	3:M:790:THR:N	2.35	0.58
1:B:87:LYS:CD	3:M:829:TRP:CZ3	2.78	0.58
3:M:715:VAL:HG11	3:M:720:PHE:HD1	1.68	0.58
3:M:579:PHE:CE1	3:M:581:LEU:HD13	2.37	0.58
2:C:96:LYS:CB	3:M:720:PHE:C	2.15	0.58
3:M:135:TYR:CD1	3:M:135:TYR:N	2.70	0.58
3:M:135:TYR:CD1	3:M:135:TYR:N	2.70	0.58
3:M:464:ILE:HG22	3:M:465:ALA:N	2.18	0.58
3:M:755:HIS:HA	3:M:758:TYR:HE1	1.65	0.58
3:M:135:TYR:CD1	3:M:135:TYR:N	2.70	0.58
3:M:787:ILE:O	3:M:790:THR:N	2.35	0.58
3:M:135:TYR:CD1	3:M:135:TYR:N	2.70	0.58
3:M:135:TYR:CD1	3:M:135:TYR:N	2.70	0.58
3:M:135:TYR:CD1	3:M:135:TYR:N	2.70	0.58
3:M:40:VAL:HG22	3:M:41:VAL:H	1.67	0.58
3:M:141:LEU:O	3:M:144:ARG:HB3	2.03	0.58
3:M:436:LYS:NZ	3:M:652:LEU:HD11	2.18	0.58
3:M:481:ASN:N	3:M:481:ASN:ND2	2.51	0.58
3:M:40:VAL:HG22	3:M:41:VAL:H	1.67	0.58
3:M:141:LEU:O	3:M:144:ARG:HB3	2.03	0.58
3:M:436:LYS:NZ	3:M:652:LEU:HD11	2.18	0.58
3:M:481:ASN:N	3:M:481:ASN:ND2	2.51	0.58
3:M:715:VAL:HG11	3:M:720:PHE:HD1	1.68	0.58
3:M:776:GLU:O	3:M:779:ARG:HB3	2.02	0.58
3:M:48:VAL:HG22	3:M:49:LYS:N	2.18	0.58
1:B:141:PRO:O	1:B:144:VAL:HG12	2.02	0.58
2:C:58:MET:HA	2:C:62:LYS:HB3	1.84	0.58
3:M:40:VAL:HG22	3:M:41:VAL:H	1.67	0.58
3:M:141:LEU:O	3:M:144:ARG:HB3	2.03	0.58
3:M:436:LYS:NZ	3:M:652:LEU:HD11	2.18	0.58
3:M:481:ASN:N	3:M:481:ASN:ND2	2.51	0.58
3:M:40:VAL:HG22	3:M:41:VAL:H	1.67	0.58
3:M:83:PRO:CD	3:M:777:GLU:HG3	2.18	0.58
3:M:141:LEU:O	3:M:144:ARG:HB3	2.03	0.58
3:M:436:LYS:NZ	3:M:652:LEU:HD11	2.18	0.58
3:M:481:ASN:N	3:M:481:ASN:ND2	2.51	0.58

Continued on next page...

Continued from previous page...

Atom-1	Atom-2	Interatomic distance (Å)	Clash overlap (Å)
2:C:93:VAL:CG1	3:M:724:TYR:CD2	2.62	0.58
3:M:48:VAL:HG22	3:M:49:LYS:N	2.18	0.58
3:M:727:LEU:CG	3:M:786:ILE:HD11	2.28	0.58
3:M:783:LEU:O	3:M:787:ILE:N	2.28	0.58
2:C:101:THR:O	3:M:23:GLU:HG3	2.02	0.58
3:M:40:VAL:HG22	3:M:41:VAL:H	1.67	0.58
3:M:141:LEU:O	3:M:144:ARG:HB3	2.03	0.58
3:M:436:LYS:NZ	3:M:652:LEU:HD11	2.18	0.58
3:M:481:ASN:N	3:M:481:ASN:ND2	2.51	0.58
3:M:715:VAL:HG11	3:M:720:PHE:HD1	1.68	0.58
3:M:48:VAL:HG22	3:M:49:LYS:N	2.18	0.58
2:C:27:LEU:O	2:C:30:VAL:HB	2.03	0.58
3:M:40:VAL:HG22	3:M:41:VAL:H	1.67	0.58
3:M:141:LEU:O	3:M:144:ARG:HB3	2.03	0.58
3:M:436:LYS:NZ	3:M:652:LEU:HD11	2.18	0.58
3:M:481:ASN:N	3:M:481:ASN:ND2	2.51	0.58
3:M:782:LYS:C	3:M:783:LEU:HD12	2.22	0.58
3:M:40:VAL:HG22	3:M:41:VAL:H	1.67	0.58
3:M:141:LEU:O	3:M:144:ARG:HB3	2.03	0.58
3:M:436:LYS:NZ	3:M:652:LEU:HD11	2.18	0.58
3:M:481:ASN:N	3:M:481:ASN:ND2	2.51	0.58
3:M:48:VAL:HG22	3:M:49:LYS:N	2.18	0.58
3:M:779:ARG:O	3:M:783:LEU:N	2.35	0.58
3:M:48:VAL:HG22	3:M:49:LYS:N	2.18	0.58
3:M:40:VAL:HG22	3:M:41:VAL:H	1.67	0.58
3:M:141:LEU:O	3:M:144:ARG:HB3	2.03	0.58
3:M:436:LYS:NZ	3:M:652:LEU:HD11	2.18	0.58
3:M:481:ASN:N	3:M:481:ASN:ND2	2.51	0.58
2:C:86:ASP:O	3:M:747:LEU:O	2.20	0.58
3:M:464:ILE:HG22	3:M:465:ALA:N	2.18	0.58
3:M:730:SER:HA	3:M:732:ILE:CB	2.34	0.58
3:M:755:HIS:HA	3:M:758:TYR:HE1	1.65	0.58
3:M:464:ILE:HG22	3:M:465:ALA:N	2.18	0.58
3:M:776:GLU:O	3:M:779:ARG:HB3	2.02	0.58
1:B:126:ASP:N	2:C:19:ARG:O	2.34	0.58
3:M:648:THR:HG23	3:M:651:ALA:HB2	1.83	0.58
1:B:112:ILE:HB	1:B:150:TYR:HE1	1.68	0.58
3:M:464:ILE:HG22	3:M:465:ALA:N	2.18	0.58
3:M:464:ILE:HG22	3:M:465:ALA:N	2.18	0.58
3:M:464:ILE:HG22	3:M:465:ALA:N	2.18	0.58
3:M:464:ILE:HG22	3:M:465:ALA:N	2.18	0.58
3:M:730:SER:HA	3:M:732:ILE:CB	2.33	0.58

Continued on next page...

Continued from previous page...

Atom-1	Atom-2	Interatomic distance (Å)	Clash overlap (Å)
3:M:464:ILE:HG22	3:M:465:ALA:N	2.18	0.58
3:M:776:GLU:O	3:M:779:ARG:HB3	2.02	0.58
3:M:48:VAL:HG22	3:M:49:LYS:N	2.18	0.58
3:M:794:CYS:O	3:M:798:LEU:N	2.37	0.58
1:B:112:ILE:HB	1:B:150:TYR:HE1	1.68	0.58
3:M:48:VAL:HG22	3:M:49:LYS:N	2.18	0.58
3:M:804:ARG:HB3	3:M:808:GLU:OE1	2.02	0.58
3:M:141:LEU:O	3:M:144:ARG:HB3	2.03	0.58
3:M:602:PRO:CD	3:M:648:THR:CB	2.70	0.58
3:M:48:VAL:HG22	3:M:49:LYS:N	2.18	0.58
3:M:48:VAL:HG22	3:M:49:LYS:N	2.18	0.58
3:M:141:LEU:O	3:M:144:ARG:HB3	2.03	0.58
3:M:602:PRO:CD	3:M:648:THR:CB	2.70	0.58
2:C:139:TYR:HD1	3:M:22:LYS:CG	2.13	0.58
3:M:48:VAL:HG22	3:M:49:LYS:N	2.18	0.58
3:M:86:ASP:CG	3:M:779:ARG:HH12	2.07	0.58
3:M:776:GLU:O	3:M:779:ARG:HB3	2.02	0.58
3:M:141:LEU:O	3:M:144:ARG:HB3	2.03	0.58
3:M:602:PRO:CD	3:M:648:THR:CB	2.70	0.58
3:M:715:VAL:HG11	3:M:720:PHE:HD1	1.68	0.58
3:M:48:VAL:HG22	3:M:49:LYS:N	2.18	0.58
2:C:27:LEU:O	2:C:30:VAL:HB	2.03	0.58
3:M:48:VAL:HG22	3:M:49:LYS:N	2.18	0.58
1:B:101:PHE:CD2	3:M:816:ILE:HD13	2.15	0.58
3:M:141:LEU:O	3:M:144:ARG:HB3	2.03	0.58
3:M:602:PRO:CD	3:M:648:THR:CB	2.70	0.58
3:M:141:LEU:O	3:M:144:ARG:HB3	2.03	0.58
3:M:602:PRO:CD	3:M:648:THR:CB	2.70	0.58
3:M:48:VAL:HG22	3:M:49:LYS:N	2.18	0.58
3:M:7:MET:HE3	3:M:14:ALA:HB1	1.84	0.58
3:M:175:ILE:HA	3:M:670:HIS:O	2.03	0.58
3:M:436:LYS:NZ	3:M:652:LEU:HD11	2.18	0.58
3:M:676:ILE:HG23	3:M:676:ILE:O	2.02	0.58
2:C:58:MET:HA	2:C:62:LYS:HB3	1.84	0.58
3:M:7:MET:HE3	3:M:14:ALA:HB1	1.84	0.58
3:M:175:ILE:HA	3:M:670:HIS:O	2.03	0.58
3:M:436:LYS:NZ	3:M:652:LEU:HD11	2.18	0.58
3:M:676:ILE:HG23	3:M:676:ILE:O	2.02	0.58
3:M:40:VAL:HG22	3:M:41:VAL:H	1.67	0.58
3:M:64:THR:HG22	3:M:65:GLU:N	2.18	0.58
3:M:7:MET:HE3	3:M:14:ALA:HB1	1.84	0.58

Continued on next page...

Continued from previous page...

Atom-1	Atom-2	Interatomic distance (Å)	Clash overlap (Å)
3:M:175:ILE:HA	3:M:670:HIS:O	2.03	0.58
3:M:436:LYS:NZ	3:M:652:LEU:HD11	2.18	0.58
3:M:676:ILE:HG23	3:M:676:ILE:O	2.02	0.58
3:M:782:LYS:C	3:M:783:LEU:HD12	2.22	0.58
3:M:175:ILE:HA	3:M:670:HIS:O	2.03	0.58
3:M:436:LYS:NZ	3:M:652:LEU:HD11	2.18	0.58
3:M:676:ILE:HG23	3:M:676:ILE:O	2.02	0.58
3:M:776:GLU:O	3:M:779:ARG:HB3	2.02	0.58
3:M:7:MET:HE3	3:M:14:ALA:HB1	1.84	0.58
3:M:175:ILE:HA	3:M:670:HIS:O	2.03	0.58
3:M:436:LYS:NZ	3:M:652:LEU:HD11	2.18	0.58
3:M:676:ILE:HG23	3:M:676:ILE:O	2.02	0.58
3:M:709:LYS:CA	3:M:710:GLY:N	2.66	0.58
3:M:7:MET:HE3	3:M:14:ALA:HB1	1.84	0.58
3:M:175:ILE:HA	3:M:670:HIS:O	2.03	0.58
3:M:436:LYS:NZ	3:M:652:LEU:HD11	2.18	0.58
3:M:676:ILE:HG23	3:M:676:ILE:O	2.02	0.58
3:M:175:ILE:HA	3:M:670:HIS:O	2.03	0.58
3:M:175:ILE:HA	3:M:670:HIS:O	2.03	0.58
3:M:813:ILE:O	3:M:817:GLN:N	2.30	0.58
3:M:175:ILE:HA	3:M:670:HIS:O	2.03	0.58
3:M:813:ILE:O	3:M:817:GLN:N	2.30	0.58
3:M:28:GLN:NE2	3:M:723:ARG:HH21	2.02	0.58
3:M:175:ILE:HA	3:M:670:HIS:O	2.03	0.58
2:C:93:VAL:CG1	3:M:726:VAL:CG2	2.66	0.58
3:M:85:TYR:OH	3:M:767:PHE:CZ	2.57	0.58
3:M:86:ASP:CG	3:M:779:ARG:CZ	2.72	0.58
3:M:175:ILE:HA	3:M:670:HIS:O	2.03	0.58
3:M:175:ILE:HA	3:M:670:HIS:O	2.03	0.58
1:B:87:LYS:HD2	3:M:829:TRP:CE3	2.38	0.58
3:M:175:ILE:HA	3:M:670:HIS:O	2.03	0.58
3:M:805:ARG:O	3:M:809:ARG:HG3	2.02	0.58
1:B:141:PRO:O	1:B:144:VAL:HG12	2.02	0.58
2:C:27:LEU:O	2:C:30:VAL:HB	2.03	0.58
3:M:175:ILE:HA	3:M:670:HIS:O	2.03	0.58
3:M:813:ILE:O	3:M:817:GLN:N	2.30	0.58
3:M:254:PHE:CE2	3:M:459:ILE:HD12	2.39	0.58
3:M:715:VAL:HG11	3:M:720:PHE:HD1	1.68	0.58
1:B:87:LYS:CD	3:M:829:TRP:CZ3	2.78	0.58
3:M:254:PHE:CE2	3:M:459:ILE:HD12	2.39	0.58
3:M:779:ARG:CB	3:M:783:LEU:HD13	2.33	0.58

Continued on next page...

Continued from previous page...

Atom-1	Atom-2	Interatomic distance (Å)	Clash overlap (Å)
3:M:254:PHE:CE2	3:M:459:ILE:HD12	2.39	0.58
3:M:436:LYS:NZ	3:M:652:LEU:HD11	2.18	0.58
3:M:254:PHE:CE2	3:M:459:ILE:HD12	2.39	0.58
3:M:715:VAL:HG11	3:M:720:PHE:HD1	1.68	0.58
3:M:254:PHE:CE2	3:M:459:ILE:HD12	2.39	0.58
3:M:254:PHE:CE2	3:M:459:ILE:HD12	2.39	0.58
3:M:254:PHE:CE2	3:M:459:ILE:HD12	2.39	0.58
3:M:124:VAL:HG13	3:M:675:ILE:CD1	2.33	0.58
3:M:124:VAL:HG13	3:M:675:ILE:CD1	2.33	0.58
3:M:135:TYR:CD1	3:M:135:TYR:N	2.69	0.58
3:M:730:SER:HA	3:M:732:ILE:CB	2.34	0.58
3:M:124:VAL:HG13	3:M:675:ILE:CD1	2.33	0.58
2:C:106:GLU:CD	3:M:18:ARG:HB3	2.24	0.58
3:M:124:VAL:HG13	3:M:675:ILE:CD1	2.33	0.58
3:M:135:TYR:CD1	3:M:135:TYR:N	2.69	0.58
3:M:25:ILE:CG2	3:M:725:ARG:HH11	2.16	0.58
3:M:124:VAL:HG13	3:M:675:ILE:CD1	2.33	0.58
3:M:730:SER:HA	3:M:732:ILE:CB	2.33	0.58
2:C:40:ASN:ND2	3:M:793:ARG:HH12	1.89	0.58
3:M:135:TYR:CD1	3:M:135:TYR:N	2.69	0.58
3:M:124:VAL:HG13	3:M:675:ILE:CD1	2.33	0.58
3:M:715:VAL:HG11	3:M:720:PHE:HD1	1.68	0.58
1:B:141:PRO:O	1:B:144:VAL:HG12	2.02	0.58
3:M:124:VAL:HG13	3:M:675:ILE:CD1	2.33	0.58
3:M:135:TYR:CD1	3:M:135:TYR:N	2.69	0.58
3:M:135:TYR:CD1	3:M:135:TYR:N	2.69	0.58
3:M:124:VAL:HG13	3:M:675:ILE:CD1	2.33	0.58
2:C:96:LYS:CG	3:M:744:SER:OG	2.51	0.58
3:M:141:LEU:O	3:M:144:ARG:HB3	2.04	0.58
3:M:267:THR:H	3:M:442:VAL:HG21	1.68	0.58
3:M:279:LEU:HB3	3:M:280:PRO:HD2	1.86	0.58
2:C:91:LEU:CA	3:M:725:ARG:NH1	2.66	0.58
3:M:141:LEU:O	3:M:144:ARG:HB3	2.04	0.58
3:M:267:THR:H	3:M:442:VAL:HG21	1.68	0.58
3:M:279:LEU:HB3	3:M:280:PRO:HD2	1.86	0.58
3:M:602:PRO:CD	3:M:648:THR:CB	2.69	0.58
3:M:813:ILE:O	3:M:816:ILE:N	2.37	0.58
3:M:141:LEU:O	3:M:144:ARG:HB3	2.04	0.58
3:M:267:THR:H	3:M:442:VAL:HG21	1.68	0.58
3:M:279:LEU:HB3	3:M:280:PRO:HD2	1.86	0.58
2:C:137:ILE:CG1	3:M:11:GLY:CA	2.74	0.58

Continued on next page...

Continued from previous page...

Atom-1	Atom-2	Interatomic distance (Å)	Clash overlap (Å)
3:M:141:LEU:O	3:M:144:ARG:HB3	2.04	0.58
3:M:267:THR:H	3:M:442:VAL:HG21	1.68	0.58
3:M:279:LEU:HB3	3:M:280:PRO:HD2	1.86	0.58
3:M:141:LEU:O	3:M:144:ARG:HB3	2.04	0.58
3:M:267:THR:H	3:M:442:VAL:HG21	1.68	0.58
3:M:279:LEU:HB3	3:M:280:PRO:HD2	1.86	0.58
3:M:735:GLY:HA2	3:M:738:MET:HE2	1.84	0.58
3:M:141:LEU:O	3:M:144:ARG:HB3	2.04	0.58
3:M:267:THR:H	3:M:442:VAL:HG21	1.68	0.58
3:M:279:LEU:HB3	3:M:280:PRO:HD2	1.86	0.58
3:M:730:SER:HA	3:M:732:ILE:CB	2.34	0.58
2:C:65:PHE:HA	2:C:68:PHE:HD1	1.69	0.58
3:M:464:ILE:HG22	3:M:465:ALA:N	2.18	0.58
3:M:464:ILE:HG22	3:M:465:ALA:N	2.18	0.58
3:M:464:ILE:HG22	3:M:465:ALA:N	2.18	0.58
3:M:464:ILE:HG22	3:M:465:ALA:N	2.18	0.58
1:B:141:PRO:O	1:B:144:VAL:HG12	2.02	0.58
3:M:464:ILE:HG22	3:M:465:ALA:N	2.18	0.58
3:M:805:ARG:O	3:M:806:MET:C	2.41	0.58
3:M:464:ILE:HG22	3:M:465:ALA:N	2.18	0.58
1:B:87:LYS:CD	3:M:829:TRP:CZ3	2.78	0.58
3:M:464:ILE:HG22	3:M:465:ALA:N	2.18	0.58
2:C:92:ARG:HE	3:M:721:LYS:NZ	1.66	0.58
3:M:782:LYS:C	3:M:783:LEU:HD12	2.22	0.58
3:M:464:ILE:HG22	3:M:465:ALA:N	2.18	0.58
2:C:138:ASN:HA	3:M:738:MET:CB	2.33	0.58
3:M:124:VAL:HG13	3:M:675:ILE:CD1	2.33	0.58
3:M:794:CYS:O	3:M:798:LEU:N	2.36	0.58
3:M:124:VAL:HG13	3:M:675:ILE:CD1	2.33	0.58
3:M:124:VAL:HG13	3:M:675:ILE:CD1	2.33	0.58
3:M:124:VAL:HG13	3:M:675:ILE:CD1	2.33	0.58
3:M:715:VAL:HG11	3:M:720:PHE:HD1	1.68	0.58
3:M:124:VAL:HG13	3:M:675:ILE:CD1	2.33	0.58
3:M:124:VAL:HG13	3:M:675:ILE:CD1	2.33	0.58
3:M:804:ARG:O	3:M:808:GLU:CD	2.41	0.58
1:B:56:ARG:HH22	3:M:837:LYS:HE3	1.55	0.58
3:M:265:ILE:HG22	3:M:266:GLU:N	2.18	0.58
3:M:549:SER:OG	3:M:550:PHE:N	2.36	0.58
3:M:715:VAL:HG11	3:M:720:PHE:HD1	1.68	0.58
3:M:730:SER:HA	3:M:732:ILE:CB	2.33	0.58
1:B:141:PRO:O	1:B:144:VAL:HG12	2.02	0.58

Continued on next page...

Continued from previous page...

Atom-1	Atom-2	Interatomic distance (Å)	Clash overlap (Å)
3:M:265:ILE:HG22	3:M:266:GLU:N	2.18	0.58
3:M:549:SER:OG	3:M:550:PHE:N	2.36	0.58
1:B:87:LYS:HD2	3:M:829:TRP:CE3	2.38	0.58
3:M:38:VAL:HB	3:M:52:ILE:HD11	1.84	0.58
3:M:124:VAL:HG13	3:M:675:ILE:CD1	2.33	0.58
3:M:715:VAL:HG11	3:M:720:PHE:HD1	1.68	0.58
1:B:87:LYS:HZ1	3:M:829:TRP:HE1	1.50	0.58
2:C:114:LEU:HG	3:M:29:ASN:HB3	1.85	0.58
3:M:265:ILE:HG22	3:M:266:GLU:N	2.18	0.58
3:M:549:SER:OG	3:M:550:PHE:N	2.36	0.58
3:M:715:VAL:HG11	3:M:720:PHE:HD1	1.68	0.58
3:M:730:SER:HA	3:M:732:ILE:CB	2.33	0.58
3:M:779:ARG:CA	3:M:780:ASP:N	2.65	0.58
2:C:27:LEU:O	2:C:30:VAL:HB	2.03	0.58
3:M:265:ILE:HG22	3:M:266:GLU:N	2.18	0.58
3:M:549:SER:OG	3:M:550:PHE:N	2.36	0.58
3:M:38:VAL:HB	3:M:52:ILE:HD11	1.84	0.58
3:M:124:VAL:HG13	3:M:675:ILE:CD1	2.33	0.58
3:M:30:LYS:CA	3:M:786:ILE:CD1	2.81	0.58
3:M:96:HIS:CG	3:M:770:GLY:C	2.57	0.58
3:M:265:ILE:HG22	3:M:266:GLU:N	2.18	0.58
3:M:549:SER:OG	3:M:550:PHE:N	2.36	0.58
3:M:38:VAL:HB	3:M:52:ILE:HD11	1.84	0.58
3:M:124:VAL:HG13	3:M:675:ILE:CD1	2.33	0.58
1:B:112:ILE:HB	1:B:150:TYR:HE1	1.68	0.58
3:M:265:ILE:HG22	3:M:266:GLU:N	2.18	0.58
3:M:549:SER:OG	3:M:550:PHE:N	2.36	0.58
3:M:730:SER:HA	3:M:732:ILE:CB	2.33	0.58
3:M:805:ARG:C	3:M:809:ARG:HD2	2.24	0.58
2:C:61:LYS:HZ2	2:C:68:PHE:HD2	1.52	0.58
2:C:65:PHE:HA	2:C:68:PHE:HD1	1.69	0.58
3:M:265:ILE:HG22	3:M:266:GLU:N	2.18	0.58
3:M:549:SER:OG	3:M:550:PHE:N	2.36	0.58
3:M:715:VAL:HG11	3:M:720:PHE:HD1	1.68	0.58
3:M:730:SER:HA	3:M:732:ILE:CB	2.33	0.58
3:M:38:VAL:HB	3:M:52:ILE:HD11	1.84	0.58
3:M:124:VAL:HG13	3:M:675:ILE:CD1	2.33	0.58
3:M:38:VAL:HB	3:M:52:ILE:HD11	1.84	0.58
3:M:124:VAL:HG13	3:M:675:ILE:CD1	2.33	0.58
3:M:794:CYS:O	3:M:798:LEU:N	2.37	0.58
3:M:265:ILE:HG22	3:M:266:GLU:N	2.18	0.58

Continued on next page...

Continued from previous page...

Atom-1	Atom-2	Interatomic distance (Å)	Clash overlap (Å)
3:M:549:SER:OG	3:M:550:PHE:N	2.36	0.58
3:M:715:VAL:HG11	3:M:720:PHE:HD1	1.68	0.58
3:M:730:SER:HA	3:M:732:ILE:CB	2.33	0.58
1:B:56:ARG:HH22	3:M:837:LYS:HE3	1.55	0.58
2:C:86:ASP:C	3:M:729:ALA:C	2.63	0.58
1:B:141:PRO:O	1:B:144:VAL:HG12	2.02	0.58
2:C:61:LYS:HZ2	2:C:68:PHE:HD2	1.52	0.58
3:M:7:MET:HE3	3:M:14:ALA:HB1	1.84	0.58
3:M:48:VAL:HG22	3:M:49:LYS:N	2.18	0.58
3:M:267:THR:H	3:M:442:VAL:HG21	1.69	0.58
1:B:87:LYS:CD	3:M:829:TRP:CZ3	2.79	0.58
3:M:730:SER:HA	3:M:732:ILE:CB	2.33	0.58
1:B:87:LYS:HD2	3:M:829:TRP:CE3	2.38	0.58
2:C:65:PHE:HA	2:C:68:PHE:HD1	1.69	0.58
3:M:64:THR:HG22	3:M:65:GLU:N	2.19	0.58
3:M:64:THR:HG22	3:M:65:GLU:N	2.19	0.58
3:M:418:THR:HG22	3:M:419:VAL:H	1.69	0.58
3:M:602:PRO:N	3:M:648:THR:CB	2.55	0.58
3:M:776:GLU:O	3:M:779:ARG:HB3	2.02	0.58
3:M:813:ILE:O	3:M:816:ILE:N	2.37	0.58
1:B:87:LYS:HD2	3:M:829:TRP:CE3	2.38	0.58
2:C:65:PHE:HA	2:C:68:PHE:HD1	1.69	0.58
2:C:110:VAL:HG23	3:M:29:ASN:ND2	2.18	0.58
3:M:64:THR:HG22	3:M:65:GLU:N	2.19	0.58
3:M:813:ILE:O	3:M:816:ILE:N	2.37	0.58
2:C:61:LYS:HZ2	2:C:68:PHE:HD2	1.52	0.58
3:M:64:THR:HG22	3:M:65:GLU:N	2.19	0.58
3:M:776:GLU:O	3:M:779:ARG:HB3	2.02	0.58
3:M:418:THR:HG22	3:M:419:VAL:H	1.69	0.58
3:M:602:PRO:N	3:M:648:THR:CB	2.55	0.58
3:M:715:VAL:HG11	3:M:720:PHE:HD1	1.68	0.58
3:M:777:GLU:O	3:M:781:ASP:HB2	2.04	0.58
2:C:92:ARG:HA	3:M:22:LYS:HB2	1.85	0.58
3:M:64:THR:HG22	3:M:65:GLU:N	2.19	0.58
1:B:87:LYS:HZ1	3:M:829:TRP:HE1	1.46	0.58
1:B:112:ILE:HB	1:B:150:TYR:HE1	1.68	0.58
2:C:27:LEU:O	2:C:30:VAL:HB	2.03	0.58
3:M:418:THR:HG22	3:M:419:VAL:H	1.69	0.58
3:M:602:PRO:N	3:M:648:THR:CB	2.55	0.58
3:M:64:THR:HG22	3:M:65:GLU:N	2.19	0.58
3:M:64:THR:HG22	3:M:65:GLU:N	2.19	0.58

Continued on next page...

Continued from previous page...

Atom-1	Atom-2	Interatomic distance (Å)	Clash overlap (Å)
3:M:418:THR:HG22	3:M:419:VAL:H	1.69	0.58
3:M:602:PRO:N	3:M:648:THR:CB	2.55	0.58
3:M:724:TYR:HE1	3:M:775:LEU:HB3	1.68	0.58
3:M:418:THR:HG22	3:M:419:VAL:H	1.69	0.58
3:M:602:PRO:N	3:M:648:THR:CB	2.55	0.58
1:B:141:PRO:O	1:B:144:VAL:HG12	2.02	0.58
3:M:64:THR:HG22	3:M:65:GLU:N	2.19	0.58
3:M:265:ILE:HG22	3:M:266:GLU:N	2.18	0.58
3:M:322:VAL:HG11	3:M:325:ILE:HD11	1.86	0.58
3:M:265:ILE:HG22	3:M:266:GLU:N	2.18	0.58
3:M:322:VAL:HG11	3:M:325:ILE:HD11	1.86	0.58
3:M:715:VAL:HG11	3:M:720:PHE:HD1	1.68	0.58
3:M:481:ASN:N	3:M:481:ASN:ND2	2.51	0.58
1:B:77:PHE:HA	1:B:80:PHE:HD1	1.69	0.58
3:M:265:ILE:HG22	3:M:266:GLU:N	2.18	0.58
3:M:322:VAL:HG11	3:M:325:ILE:HD11	1.86	0.58
3:M:265:ILE:HG22	3:M:266:GLU:N	2.18	0.58
3:M:322:VAL:HG11	3:M:325:ILE:HD11	1.86	0.58
1:B:61:ASN:HA	1:B:64:LEU:HD12	1.86	0.58
2:C:61:LYS:HZ2	2:C:68:PHE:HD2	1.52	0.58
2:C:137:ILE:HG22	2:C:142:PHE:CZ	2.39	0.58
3:M:265:ILE:HG22	3:M:266:GLU:N	2.18	0.58
3:M:322:VAL:HG11	3:M:325:ILE:HD11	1.86	0.58
1:B:126:ASP:CB	2:C:21:GLY:O	2.51	0.58
2:C:61:LYS:HZ2	2:C:68:PHE:HD2	1.52	0.58
3:M:265:ILE:HG22	3:M:266:GLU:N	2.18	0.58
3:M:322:VAL:HG11	3:M:325:ILE:HD11	1.86	0.58
3:M:715:VAL:HG11	3:M:720:PHE:HD1	1.68	0.58
3:M:813:ILE:O	3:M:816:ILE:N	2.37	0.58
1:B:77:PHE:HA	1:B:80:PHE:HD1	1.69	0.58
3:M:99:GLU:OE2	3:M:696:ARG:NH2	2.31	0.58
3:M:724:TYR:HE1	3:M:775:LEU:HB3	1.67	0.58
2:C:65:PHE:HA	2:C:68:PHE:HD1	1.69	0.58
3:M:99:GLU:OE2	3:M:696:ARG:NH2	2.31	0.58
3:M:730:SER:HA	3:M:732:ILE:CB	2.33	0.58
3:M:265:ILE:HG22	3:M:266:GLU:N	2.18	0.58
3:M:99:GLU:OE2	3:M:696:ARG:NH2	2.31	0.58
3:M:724:TYR:HE1	3:M:775:LEU:HB3	1.67	0.58
1:B:87:LYS:HD2	3:M:829:TRP:CE3	2.38	0.58
3:M:25:ILE:HG22	3:M:783:LEU:O	2.04	0.58
3:M:99:GLU:OE2	3:M:696:ARG:NH2	2.31	0.58

Continued on next page...

Continued from previous page...

Atom-1	Atom-2	Interatomic distance (Å)	Clash overlap (Å)
3:M:813:ILE:O	3:M:816:ILE:N	2.37	0.58
2:C:94:PHE:CE1	3:M:726:VAL:N	2.68	0.58
3:M:265:ILE:HG22	3:M:266:GLU:N	2.18	0.58
1:B:87:LYS:CD	3:M:829:TRP:CE3	2.87	0.58
3:M:99:GLU:OE2	3:M:696:ARG:NH2	2.31	0.58
3:M:265:ILE:HG22	3:M:266:GLU:N	2.18	0.58
3:M:730:SER:HA	3:M:732:ILE:CB	2.34	0.58
3:M:99:GLU:OE2	3:M:696:ARG:NH2	2.31	0.58
3:M:99:GLU:OE2	3:M:696:ARG:NH2	2.31	0.58
3:M:724:TYR:HE1	3:M:775:LEU:HB3	1.67	0.58
1:B:87:LYS:CD	3:M:829:TRP:CE3	2.87	0.58
2:C:27:LEU:O	2:C:30:VAL:HB	2.03	0.58
3:M:265:ILE:HG22	3:M:266:GLU:N	2.18	0.58
3:M:715:VAL:HG11	3:M:720:PHE:HD1	1.68	0.58
3:M:813:ILE:O	3:M:816:ILE:N	2.37	0.58
3:M:265:ILE:HG22	3:M:266:GLU:N	2.18	0.58
3:M:99:GLU:OE2	3:M:696:ARG:NH2	2.31	0.58
3:M:724:TYR:HE1	3:M:775:LEU:HB3	1.67	0.58
3:M:779:ARG:HG3	3:M:783:LEU:HD11	1.86	0.58
1:B:112:ILE:HB	1:B:150:TYR:HE1	1.68	0.58
2:C:107:LEU:HD23	3:M:725:ARG:HD3	1.86	0.58
3:M:166:MET:HE3	3:M:254:PHE:HD2	1.68	0.58
3:M:578:HIS:CD2	3:M:591:ASN:HA	2.37	0.58
3:M:648:THR:HG23	3:M:651:ALA:HB2	1.83	0.58
3:M:777:GLU:HG3	3:M:781:ASP:HB2	1.86	0.58
3:M:166:MET:HE3	3:M:254:PHE:HD2	1.68	0.58
3:M:508:ILE:HD11	3:M:766:PHE:CE1	2.39	0.58
3:M:578:HIS:CD2	3:M:591:ASN:HA	2.37	0.58
3:M:648:THR:HG23	3:M:651:ALA:HB2	1.83	0.58
3:M:124:VAL:HG13	3:M:675:ILE:CD1	2.33	0.58
1:B:128:PHE:CZ	3:M:817:GLN:HB3	2.39	0.58
3:M:166:MET:HE3	3:M:254:PHE:HD2	1.68	0.58
3:M:578:HIS:CD2	3:M:591:ASN:HA	2.37	0.58
3:M:648:THR:HG23	3:M:651:ALA:HB2	1.83	0.58
1:B:61:ASN:HA	1:B:64:LEU:HD12	1.86	0.58
3:M:166:MET:HE3	3:M:254:PHE:HD2	1.68	0.58
3:M:578:HIS:CD2	3:M:591:ASN:HA	2.37	0.58
3:M:648:THR:HG23	3:M:651:ALA:HB2	1.83	0.58
3:M:166:MET:HE3	3:M:254:PHE:HD2	1.68	0.58
3:M:578:HIS:CD2	3:M:591:ASN:HA	2.37	0.58
3:M:648:THR:HG23	3:M:651:ALA:HB2	1.83	0.58

Continued on next page...

Continued from previous page...

Atom-1	Atom-2	Interatomic distance (Å)	Clash overlap (Å)
1:B:87:LYS:CD	3:M:829:TRP:CE3	2.87	0.58
2:C:16:LEU:HD22	3:M:810:ARG:HG2	1.84	0.58
3:M:166:MET:HE3	3:M:254:PHE:HD2	1.68	0.58
3:M:508:ILE:HD11	3:M:766:PHE:CE1	2.39	0.58
3:M:578:HIS:CD2	3:M:591:ASN:HA	2.37	0.58
3:M:648:THR:HG23	3:M:651:ALA:HB2	1.83	0.58
3:M:726:VAL:HG13	3:M:786:ILE:HG13	1.85	0.58
3:M:64:THR:HG22	3:M:65:GLU:N	2.18	0.58
3:M:279:LEU:HB3	3:M:280:PRO:HD2	1.86	0.58
1:B:87:LYS:CD	3:M:829:TRP:CZ3	2.78	0.58
2:C:61:LYS:HZ2	2:C:68:PHE:HD2	1.52	0.58
3:M:25:ILE:CG1	3:M:783:LEU:HG	2.32	0.58
3:M:730:SER:HA	3:M:732:ILE:CB	2.33	0.58
2:C:93:VAL:CA	3:M:720:PHE:O	2.51	0.58
3:M:64:THR:HG22	3:M:65:GLU:N	2.18	0.58
3:M:279:LEU:HB3	3:M:280:PRO:HD2	1.86	0.58
3:M:64:THR:HG22	3:M:65:GLU:N	2.18	0.58
3:M:279:LEU:HB3	3:M:280:PRO:HD2	1.86	0.58
3:M:805:ARG:C	3:M:809:ARG:HG3	2.23	0.58
1:B:87:LYS:CD	3:M:829:TRP:CE3	2.87	0.58
3:M:64:THR:HG22	3:M:65:GLU:N	2.18	0.58
3:M:279:LEU:HB3	3:M:280:PRO:HD2	1.86	0.58
3:M:64:THR:HG22	3:M:65:GLU:N	2.18	0.58
3:M:279:LEU:HB3	3:M:280:PRO:HD2	1.86	0.58
2:C:65:PHE:HA	2:C:68:PHE:HD1	1.69	0.57
1:B:61:ASN:HA	1:B:64:LEU:HD12	1.86	0.57
3:M:813:ILE:O	3:M:816:ILE:N	2.37	0.57
3:M:279:LEU:HB3	3:M:280:PRO:HD2	1.86	0.57
2:C:137:ILE:HG22	2:C:142:PHE:CZ	2.39	0.57
3:M:717:TYR:HD1	3:M:744:SER:HG	1.50	0.57
1:B:128:PHE:CZ	3:M:817:GLN:HB3	2.39	0.57
2:C:65:PHE:HA	2:C:68:PHE:HD1	1.69	0.57
1:B:87:LYS:CD	3:M:829:TRP:CE3	2.87	0.57
1:B:128:PHE:CZ	3:M:817:GLN:HB3	2.39	0.57
3:M:279:LEU:HB3	3:M:280:PRO:HD2	1.86	0.57
3:M:755:HIS:HA	3:M:758:TYR:HE1	1.65	0.57
3:M:279:LEU:HB3	3:M:280:PRO:HD2	1.86	0.57
1:B:77:PHE:HA	1:B:80:PHE:HD1	1.69	0.57
1:B:87:LYS:CD	3:M:829:TRP:CE3	2.87	0.57
3:M:279:LEU:HB3	3:M:280:PRO:HD2	1.86	0.57
3:M:755:HIS:HA	3:M:758:TYR:HE1	1.65	0.57

Continued on next page...

Continued from previous page...

Atom-1	Atom-2	Interatomic distance (Å)	Clash overlap (Å)
2:C:114:LEU:HD13	3:M:26:GLU:N	2.19	0.57
3:M:279:LEU:HB3	3:M:280:PRO:HD2	1.86	0.57
3:M:730:SER:HA	3:M:732:ILE:CB	2.34	0.57
3:M:279:LEU:HB3	3:M:280:PRO:HD2	1.86	0.57
1:B:61:ASN:HA	1:B:64:LEU:HD12	1.86	0.57
3:M:279:LEU:HB3	3:M:280:PRO:HD2	1.86	0.57
3:M:279:LEU:HB3	3:M:280:PRO:HD2	1.86	0.57
3:M:755:HIS:HA	3:M:758:TYR:HE1	1.65	0.57
3:M:730:SER:HA	3:M:732:ILE:CB	2.34	0.57
3:M:813:ILE:O	3:M:816:ILE:N	2.37	0.57
3:M:279:LEU:HB3	3:M:280:PRO:HD2	1.86	0.57
3:M:755:HIS:HA	3:M:758:TYR:HE1	1.65	0.57
2:C:137:ILE:HG22	2:C:142:PHE:CZ	2.39	0.57
2:C:65:PHE:HA	2:C:68:PHE:HD1	1.69	0.57
1:B:101:PHE:CE2	3:M:816:ILE:HD12	2.31	0.57
1:B:87:LYS:CD	3:M:829:TRP:CE3	2.87	0.57
3:M:794:CYS:O	3:M:798:LEU:N	2.37	0.57
2:C:137:ILE:HG12	3:M:11:GLY:C	2.16	0.57
3:M:730:SER:HA	3:M:732:ILE:CB	2.33	0.57
1:B:107:ASP:HA	2:C:128:LYS:CG	2.34	0.57
2:C:16:LEU:O	3:M:806:MET:SD	2.62	0.57
1:B:128:PHE:CZ	3:M:817:GLN:HB3	2.39	0.57
2:C:61:LYS:HZ2	2:C:68:PHE:HD2	1.52	0.57
3:M:322:VAL:HG11	3:M:325:ILE:HD11	1.86	0.57
3:M:538:GLU:O	3:M:541:MET:HB2	2.04	0.57
3:M:322:VAL:HG11	3:M:325:ILE:HD11	1.86	0.57
3:M:538:GLU:O	3:M:541:MET:HB2	2.04	0.57
3:M:175:ILE:HA	3:M:670:HIS:O	2.04	0.57
3:M:322:VAL:HG11	3:M:325:ILE:HD11	1.86	0.57
3:M:538:GLU:O	3:M:541:MET:HB2	2.04	0.57
2:C:137:ILE:HG22	2:C:142:PHE:CZ	2.39	0.57
3:M:28:GLN:CB	3:M:780:ASP:N	2.67	0.57
3:M:322:VAL:HG11	3:M:325:ILE:HD11	1.86	0.57
3:M:538:GLU:O	3:M:541:MET:HB2	2.04	0.57
3:M:175:ILE:HA	3:M:670:HIS:O	2.04	0.57
3:M:85:TYR:HE2	3:M:775:LEU:CB	2.17	0.57
3:M:322:VAL:HG11	3:M:325:ILE:HD11	1.86	0.57
3:M:538:GLU:O	3:M:541:MET:HB2	2.04	0.57
3:M:175:ILE:HA	3:M:670:HIS:O	2.04	0.57
1:B:87:LYS:CD	3:M:829:TRP:CE3	2.87	0.57
3:M:322:VAL:HG11	3:M:325:ILE:HD11	1.86	0.57

Continued on next page...

Continued from previous page...

Atom-1	Atom-2	Interatomic distance (Å)	Clash overlap (Å)
3:M:538:GLU:O	3:M:541:MET:HB2	2.04	0.57
3:M:322:VAL:HG11	3:M:325:ILE:HD11	1.86	0.57
3:M:538:GLU:O	3:M:541:MET:HB2	2.04	0.57
3:M:804:ARG:O	3:M:808:GLU:CD	2.43	0.57
3:M:175:ILE:HA	3:M:670:HIS:O	2.04	0.57
3:M:175:ILE:HA	3:M:670:HIS:O	2.04	0.57
3:M:322:VAL:HG11	3:M:325:ILE:HD11	1.86	0.57
3:M:538:GLU:O	3:M:541:MET:HB2	2.04	0.57
3:M:813:ILE:O	3:M:816:ILE:N	2.37	0.57
3:M:48:VAL:HG22	3:M:49:LYS:N	2.18	0.57
1:B:87:LYS:CD	3:M:829:TRP:CE3	2.87	0.57
1:B:128:PHE:CZ	3:M:817:GLN:HB3	2.39	0.57
2:C:61:LYS:HZ2	2:C:68:PHE:HD2	1.52	0.57
3:M:48:VAL:HG22	3:M:49:LYS:N	2.18	0.57
3:M:48:VAL:HG22	3:M:49:LYS:N	2.18	0.57
2:C:94:PHE:CG	3:M:20:SER:HA	2.34	0.57
3:M:48:VAL:HG22	3:M:49:LYS:N	2.18	0.57
3:M:48:VAL:HG22	3:M:49:LYS:N	2.18	0.57
2:C:137:ILE:HG22	2:C:142:PHE:CZ	2.39	0.57
3:M:48:VAL:HG22	3:M:49:LYS:N	2.18	0.57
1:B:61:ASN:HA	1:B:64:LEU:HD12	1.86	0.57
3:M:804:ARG:CG	3:M:808:GLU:CD	2.71	0.57
1:B:87:LYS:CD	3:M:829:TRP:CE3	2.87	0.57
2:C:65:PHE:HA	2:C:68:PHE:HD1	1.69	0.57
3:M:481:ASN:N	3:M:481:ASN:ND2	2.51	0.57
1:B:87:LYS:HD2	3:M:829:TRP:CE3	2.38	0.57
3:M:481:ASN:N	3:M:481:ASN:ND2	2.51	0.57
3:M:794:CYS:O	3:M:798:LEU:N	2.36	0.57
2:C:93:VAL:HG21	3:M:29:ASN:CA	2.34	0.57
3:M:30:LYS:HB2	3:M:786:ILE:HG13	1.86	0.57
3:M:30:LYS:CA	3:M:786:ILE:HD11	2.34	0.57
3:M:813:ILE:O	3:M:816:ILE:N	2.37	0.57
1:B:87:LYS:CD	3:M:829:TRP:CE3	2.87	0.57
2:C:111:LEU:O	2:C:118:MET:HB2	2.05	0.57
3:M:481:ASN:N	3:M:481:ASN:ND2	2.51	0.57
3:M:503:TYR:CE1	3:M:714:ARG:NH1	2.73	0.57
3:M:481:ASN:N	3:M:481:ASN:ND2	2.51	0.57
3:M:727:LEU:HG	3:M:786:ILE:CD1	2.35	0.57
3:M:755:HIS:HA	3:M:758:TYR:HE1	1.65	0.57
2:C:65:PHE:HA	2:C:68:PHE:HD1	1.69	0.57
3:M:481:ASN:N	3:M:481:ASN:ND2	2.51	0.57

Continued on next page...

Continued from previous page...

Atom-1	Atom-2	Interatomic distance (Å)	Clash overlap (Å)
3:M:730:SER:HA	3:M:732:ILE:CB	2.34	0.57
1:B:128:PHE:CZ	3:M:817:GLN:HB3	2.39	0.57
2:C:93:VAL:O	3:M:722:GLN:HG3	2.04	0.57
3:M:64:THR:HG22	3:M:65:GLU:N	2.18	0.57
3:M:538:GLU:O	3:M:541:MET:HB2	2.04	0.57
3:M:64:THR:HG22	3:M:65:GLU:N	2.18	0.57
3:M:538:GLU:O	3:M:541:MET:HB2	2.04	0.57
3:M:779:ARG:O	3:M:780:ASP:C	2.43	0.57
3:M:783:LEU:O	3:M:787:ILE:N	2.28	0.57
2:C:65:PHE:HA	2:C:68:PHE:HD1	1.69	0.57
3:M:173:GLN:C	3:M:667:THR:HG23	2.25	0.57
3:M:715:VAL:HG11	3:M:720:PHE:HD1	1.68	0.57
3:M:730:SER:HA	3:M:732:ILE:CB	2.34	0.57
2:C:111:LEU:O	2:C:118:MET:HB2	2.04	0.57
2:C:137:ILE:HG22	2:C:142:PHE:CZ	2.39	0.57
3:M:64:THR:HG22	3:M:65:GLU:N	2.18	0.57
3:M:538:GLU:O	3:M:541:MET:HB2	2.04	0.57
3:M:813:ILE:O	3:M:816:ILE:N	2.37	0.57
1:B:87:LYS:CD	3:M:829:TRP:CE3	2.87	0.57
2:C:109:HIS:C	3:M:19:LYS:NZ	2.56	0.57
3:M:64:THR:HG22	3:M:65:GLU:N	2.18	0.57
3:M:538:GLU:O	3:M:541:MET:HB2	2.04	0.57
3:M:64:THR:HG22	3:M:65:GLU:N	2.18	0.57
3:M:538:GLU:O	3:M:541:MET:HB2	2.04	0.57
3:M:64:THR:HG22	3:M:65:GLU:N	2.18	0.57
3:M:538:GLU:O	3:M:541:MET:HB2	2.04	0.57
3:M:82:PRO:HD2	3:M:85:TYR:CD2	2.40	0.57
3:M:813:ILE:O	3:M:816:ILE:N	2.37	0.57
1:B:128:PHE:CZ	3:M:817:GLN:HB3	2.39	0.57
3:M:82:PRO:HD2	3:M:85:TYR:CD2	2.40	0.57
3:M:735:GLY:HA2	3:M:738:MET:HE2	1.85	0.57
3:M:813:ILE:O	3:M:816:ILE:N	2.37	0.57
2:C:137:ILE:HG22	2:C:142:PHE:CZ	2.39	0.57
3:M:82:PRO:HD2	3:M:85:TYR:CD2	2.40	0.57
2:C:111:LEU:O	2:C:118:MET:HB2	2.05	0.57
3:M:82:PRO:HD2	3:M:85:TYR:CD2	2.40	0.57
2:C:61:LYS:HZ2	2:C:68:PHE:HD2	1.52	0.57
3:M:82:PRO:HD2	3:M:85:TYR:CD2	2.40	0.57
3:M:82:PRO:HD2	3:M:85:TYR:CD2	2.40	0.57
1:B:77:PHE:HA	1:B:80:PHE:HD1	1.69	0.57
2:C:98:GLY:O	3:M:740:SER:CB	2.52	0.57

Continued on next page...

Continued from previous page...

Atom-1	Atom-2	Interatomic distance (Å)	Clash overlap (Å)
2:C:111:LEU:O	2:C:118:MET:HB2	2.05	0.57
2:C:61:LYS:HZ2	2:C:68:PHE:HD2	1.52	0.57
2:C:111:LEU:O	2:C:118:MET:HB2	2.05	0.57
1:B:77:PHE:HA	1:B:80:PHE:HD1	1.69	0.57
3:M:82:PRO:HD2	3:M:85:TYR:CD2	2.40	0.57
2:C:140:GLU:CG	3:M:738:MET:CG	2.64	0.57
3:M:813:ILE:O	3:M:816:ILE:N	2.37	0.57
2:C:96:LYS:N	3:M:722:GLN:CA	2.62	0.57
2:C:111:LEU:O	2:C:118:MET:HB2	2.04	0.57
3:M:141:LEU:O	3:M:144:ARG:HB3	2.03	0.57
3:M:549:SER:OG	3:M:550:PHE:N	2.36	0.57
3:M:747:LEU:O	3:M:747:LEU:HD23	2.05	0.57
3:M:805:ARG:O	3:M:809:ARG:CB	2.52	0.57
2:C:65:PHE:HA	2:C:68:PHE:HD1	1.69	0.57
2:C:110:VAL:N	3:M:19:LYS:HZ2	2.02	0.57
2:C:139:TYR:CE1	3:M:4:ASP:CA	2.81	0.57
1:B:87:LYS:CD	3:M:829:TRP:CE3	2.87	0.57
1:B:87:LYS:HD2	3:M:829:TRP:CE3	2.38	0.57
3:M:267:THR:H	3:M:442:VAL:HG21	1.68	0.57
3:M:717:TYR:HD1	3:M:744:SER:HG	1.52	0.57
3:M:267:THR:H	3:M:442:VAL:HG21	1.68	0.57
3:M:173:GLN:C	3:M:667:THR:HG23	2.25	0.57
3:M:273:SER:HB2	3:M:598:LYS:CE	2.04	0.57
3:M:549:SER:OG	3:M:550:PHE:N	2.36	0.57
1:B:128:PHE:CZ	3:M:817:GLN:HB3	2.39	0.57
3:M:267:THR:H	3:M:442:VAL:HG21	1.68	0.57
3:M:717:TYR:HD1	3:M:744:SER:HG	1.52	0.57
2:C:111:LEU:O	2:C:118:MET:HB2	2.05	0.57
3:M:25:ILE:CA	3:M:783:LEU:HD22	1.78	0.57
3:M:267:THR:H	3:M:442:VAL:HG21	1.68	0.57
1:B:101:PHE:CE2	3:M:816:ILE:HD12	2.31	0.57
3:M:173:GLN:C	3:M:667:THR:HG23	2.25	0.57
3:M:273:SER:HB2	3:M:598:LYS:CE	2.04	0.57
3:M:549:SER:OG	3:M:550:PHE:N	2.36	0.57
3:M:709:LYS:O	3:M:710:GLY:O	2.21	0.57
1:B:87:LYS:HD2	3:M:829:TRP:CE3	2.38	0.57
2:C:101:THR:C	3:M:20:SER:OG	2.19	0.57
3:M:95:THR:HG23	3:M:772:LEU:CA	1.94	0.57
3:M:267:THR:H	3:M:442:VAL:HG21	1.68	0.57
3:M:173:GLN:C	3:M:667:THR:HG23	2.25	0.57
3:M:273:SER:HB2	3:M:598:LYS:CE	2.04	0.57

Continued on next page...

Continued from previous page...

Atom-1	Atom-2	Interatomic distance (Å)	Clash overlap (Å)
3:M:549:SER:OG	3:M:550:PHE:N	2.36	0.57
3:M:813:ILE:O	3:M:816:ILE:N	2.37	0.57
3:M:267:THR:H	3:M:442:VAL:HG21	1.68	0.57
1:B:128:PHE:CZ	3:M:817:GLN:HB3	2.39	0.57
3:M:267:THR:H	3:M:442:VAL:HG21	1.68	0.57
3:M:717:TYR:HD1	3:M:744:SER:HG	1.52	0.57
2:C:137:ILE:HG22	2:C:142:PHE:CZ	2.39	0.57
3:M:173:GLN:C	3:M:667:THR:HG23	2.25	0.57
3:M:273:SER:HB2	3:M:598:LYS:CE	2.04	0.57
3:M:549:SER:OG	3:M:550:PHE:N	2.36	0.57
3:M:777:GLU:O	3:M:781:ASP:HB2	2.04	0.57
1:B:128:PHE:CZ	3:M:817:GLN:HB3	2.39	0.57
3:M:173:GLN:C	3:M:667:THR:HG23	2.25	0.57
3:M:273:SER:HB2	3:M:598:LYS:CE	2.04	0.57
3:M:549:SER:OG	3:M:550:PHE:N	2.36	0.57
3:M:267:THR:H	3:M:442:VAL:HG21	1.68	0.57
3:M:717:TYR:HD1	3:M:744:SER:HG	1.52	0.57
2:C:102:VAL:HG23	2:C:137:ILE:O	2.05	0.57
1:B:128:PHE:CZ	3:M:817:GLN:HB3	2.39	0.57
3:M:747:LEU:O	3:M:747:LEU:HD23	2.05	0.57
1:B:77:PHE:HA	1:B:80:PHE:HD1	1.69	0.57
3:M:783:LEU:O	3:M:787:ILE:N	2.28	0.57
1:B:128:PHE:CZ	3:M:817:GLN:HB3	2.40	0.57
2:C:61:LYS:HZ2	2:C:68:PHE:HD2	1.52	0.57
3:M:82:PRO:HD2	3:M:85:TYR:CD2	2.40	0.57
3:M:290:GLN:HG2	3:M:331:LEU:HA	1.87	0.57
2:C:111:LEU:O	2:C:118:MET:HB2	2.05	0.57
2:C:137:ILE:HG22	2:C:142:PHE:CZ	2.39	0.57
1:B:77:PHE:HA	1:B:80:PHE:HD1	1.69	0.57
3:M:82:PRO:HD2	3:M:85:TYR:CD2	2.40	0.57
3:M:290:GLN:HG2	3:M:331:LEU:HA	1.87	0.57
1:B:128:PHE:CZ	3:M:817:GLN:HB3	2.39	0.57
3:M:755:HIS:HA	3:M:758:TYR:HE1	1.65	0.57
3:M:82:PRO:HD2	3:M:85:TYR:CD2	2.40	0.57
3:M:290:GLN:HG2	3:M:331:LEU:HA	1.87	0.57
3:M:794:CYS:O	3:M:798:LEU:N	2.37	0.57
3:M:802:GLU:O	3:M:806:MET:N	2.38	0.57
3:M:82:PRO:HD2	3:M:85:TYR:CD2	2.40	0.57
3:M:290:GLN:HG2	3:M:331:LEU:HA	1.87	0.57
3:M:82:PRO:HD2	3:M:85:TYR:CD2	2.40	0.57
3:M:290:GLN:HG2	3:M:331:LEU:HA	1.87	0.57

Continued on next page...

Continued from previous page...

Atom-1	Atom-2	Interatomic distance (Å)	Clash overlap (Å)
2:C:65:PHE:HA	2:C:68:PHE:HD1	1.69	0.57
3:M:747:LEU:O	3:M:747:LEU:HD23	2.05	0.57
2:C:137:ILE:HG22	2:C:142:PHE:CZ	2.39	0.57
2:C:137:ILE:HG22	2:C:142:PHE:CZ	2.39	0.57
3:M:794:CYS:O	3:M:798:LEU:N	2.37	0.57
2:C:96:LYS:HD3	3:M:721:LYS:HB3	1.85	0.57
1:B:87:LYS:HD2	3:M:829:TRP:CE3	2.38	0.57
3:M:21:GLU:HB3	3:M:786:ILE:HG23	1.75	0.57
3:M:813:ILE:O	3:M:817:GLN:N	2.30	0.57
1:B:106:PRO:C	2:C:128:LYS:CE	2.73	0.57
3:M:813:ILE:O	3:M:816:ILE:N	2.37	0.57
1:B:87:LYS:HD2	3:M:829:TRP:CE3	2.38	0.57
2:C:102:VAL:HG23	2:C:137:ILE:O	2.05	0.57
2:C:111:LEU:O	2:C:118:MET:HB2	2.05	0.57
3:M:254:PHE:CE2	3:M:459:ILE:HD12	2.39	0.57
3:M:267:THR:H	3:M:442:VAL:HG21	1.68	0.57
3:M:322:VAL:HG11	3:M:325:ILE:HD11	1.86	0.57
1:B:77:PHE:HA	1:B:80:PHE:HD1	1.69	0.57
1:B:128:PHE:CZ	3:M:817:GLN:HB3	2.39	0.57
3:M:254:PHE:CE2	3:M:459:ILE:HD12	2.39	0.57
3:M:267:THR:H	3:M:442:VAL:HG21	1.68	0.57
3:M:322:VAL:HG11	3:M:325:ILE:HD11	1.86	0.57
3:M:783:LEU:N	3:M:783:LEU:HD12	2.13	0.57
2:C:137:ILE:HG22	2:C:142:PHE:CZ	2.39	0.57
1:B:77:PHE:HA	1:B:80:PHE:HD1	1.69	0.57
3:M:254:PHE:CE2	3:M:459:ILE:HD12	2.39	0.57
3:M:267:THR:H	3:M:442:VAL:HG21	1.68	0.57
3:M:322:VAL:HG11	3:M:325:ILE:HD11	1.86	0.57
1:B:128:PHE:CZ	3:M:817:GLN:HB3	2.39	0.57
3:M:813:ILE:O	3:M:816:ILE:N	2.37	0.57
3:M:254:PHE:CE2	3:M:459:ILE:HD12	2.39	0.57
3:M:267:THR:H	3:M:442:VAL:HG21	1.68	0.57
3:M:322:VAL:HG11	3:M:325:ILE:HD11	1.86	0.57
2:C:137:ILE:HG22	2:C:142:PHE:CZ	2.39	0.57
3:M:254:PHE:CE2	3:M:459:ILE:HD12	2.39	0.57
3:M:267:THR:H	3:M:442:VAL:HG21	1.68	0.57
3:M:322:VAL:HG11	3:M:325:ILE:HD11	1.86	0.57
3:M:779:ARG:O	3:M:783:LEU:CD1	2.53	0.57
3:M:794:CYS:O	3:M:798:LEU:N	2.37	0.57
1:B:87:LYS:CD	3:M:829:TRP:CE3	2.87	0.57
3:M:173:GLN:C	3:M:667:THR:HG23	2.25	0.57

Continued on next page...

Continued from previous page...

Atom-1	Atom-2	Interatomic distance (Å)	Clash overlap (Å)
2:C:88:VAL:CB	3:M:732:ILE:CD1	2.79	0.57
3:M:173:GLN:C	3:M:667:THR:HG23	2.25	0.57
1:B:87:LYS:CD	3:M:829:TRP:CE3	2.87	0.57
3:M:538:GLU:O	3:M:541:MET:HB2	2.04	0.57
3:M:173:GLN:C	3:M:667:THR:HG23	2.25	0.57
1:B:77:PHE:HA	1:B:80:PHE:HD1	1.69	0.57
3:M:173:GLN:C	3:M:667:THR:HG23	2.25	0.57
3:M:813:ILE:O	3:M:816:ILE:N	2.37	0.57
2:C:102:VAL:HG23	2:C:137:ILE:O	2.05	0.57
3:M:173:GLN:C	3:M:667:THR:HG23	2.25	0.57
3:M:173:GLN:C	3:M:667:THR:HG23	2.25	0.57
3:M:267:THR:OG1	3:M:442:VAL:HG21	2.04	0.57
3:M:290:GLN:HG2	3:M:331:LEU:HA	1.87	0.57
3:M:508:ILE:HD11	3:M:766:PHE:CE1	2.39	0.57
2:C:137:ILE:HG22	2:C:142:PHE:CZ	2.39	0.57
3:M:267:THR:OG1	3:M:442:VAL:HG21	2.04	0.57
3:M:290:GLN:HG2	3:M:331:LEU:HA	1.87	0.57
2:C:111:LEU:O	2:C:118:MET:HB2	2.05	0.57
3:M:267:THR:OG1	3:M:442:VAL:HG21	2.04	0.57
3:M:290:GLN:HG2	3:M:331:LEU:HA	1.87	0.57
3:M:508:ILE:HD11	3:M:766:PHE:CE1	2.39	0.57
2:C:65:PHE:HA	2:C:68:PHE:HD1	1.69	0.57
3:M:267:THR:OG1	3:M:442:VAL:HG21	2.04	0.57
3:M:290:GLN:HG2	3:M:331:LEU:HA	1.87	0.57
3:M:29:ASN:OD1	3:M:726:VAL:N	2.37	0.57
3:M:31:PRO:HG3	3:M:785:GLU:CG	2.34	0.57
3:M:267:THR:OG1	3:M:442:VAL:HG21	2.04	0.57
3:M:290:GLN:HG2	3:M:331:LEU:HA	1.87	0.57
2:C:65:PHE:HA	2:C:68:PHE:HD1	1.69	0.57
3:M:747:LEU:O	3:M:747:LEU:HD23	2.05	0.57
2:C:65:PHE:HA	2:C:68:PHE:HD1	1.69	0.57
3:M:267:THR:OG1	3:M:442:VAL:HG21	2.04	0.57
3:M:290:GLN:HG2	3:M:331:LEU:HA	1.87	0.57
2:C:102:VAL:HG23	2:C:137:ILE:O	2.05	0.57
2:C:111:LEU:O	2:C:118:MET:HB2	2.05	0.57
3:M:267:THR:OG1	3:M:442:VAL:HG21	2.04	0.57
3:M:290:GLN:HG2	3:M:331:LEU:HA	1.87	0.57
3:M:508:ILE:HD11	3:M:766:PHE:CE1	2.39	0.57
1:B:112:ILE:HB	1:B:150:TYR:HE1	1.67	0.57
2:C:65:PHE:HA	2:C:68:PHE:HD1	1.69	0.57
3:M:747:LEU:O	3:M:747:LEU:HD23	2.05	0.57

Continued on next page...

Continued from previous page...

Atom-1	Atom-2	Interatomic distance (Å)	Clash overlap (Å)
3:M:805:ARG:C	3:M:809:ARG:HD2	2.25	0.57
1:B:87:LYS:CD	3:M:829:TRP:CE3	2.87	0.57
1:B:101:PHE:CD2	3:M:816:ILE:HD13	2.15	0.57
3:M:267:THR:OG1	3:M:442:VAL:HG21	2.04	0.57
3:M:290:GLN:HG2	3:M:331:LEU:HA	1.87	0.57
3:M:508:ILE:HD11	3:M:766:PHE:CE1	2.39	0.57
1:B:77:PHE:HA	1:B:80:PHE:HD1	1.69	0.57
3:M:290:GLN:HG2	3:M:331:LEU:HA	1.87	0.57
3:M:290:GLN:HG2	3:M:331:LEU:HA	1.87	0.57
3:M:290:GLN:HG2	3:M:331:LEU:HA	1.87	0.57
1:B:101:PHE:CE2	3:M:816:ILE:HD12	2.31	0.57
2:C:61:LYS:HZ2	2:C:68:PHE:HD2	1.52	0.57
3:M:290:GLN:HG2	3:M:331:LEU:HA	1.87	0.57
3:M:724:TYR:HE1	3:M:775:LEU:HB3	1.67	0.57
2:C:92:ARG:C	3:M:6:GLU:HB2	2.19	0.57
2:C:111:LEU:O	2:C:118:MET:HB2	2.04	0.57
3:M:25:ILE:CD1	3:M:786:ILE:CG1	2.73	0.57
3:M:88:ILE:HD13	3:M:776:GLU:OE2	2.04	0.57
3:M:290:GLN:HG2	3:M:331:LEU:HA	1.87	0.57
1:B:107:ASP:N	2:C:128:LYS:HE3	2.19	0.57
3:M:290:GLN:HG2	3:M:331:LEU:HA	1.87	0.57
1:B:126:ASP:O	2:C:21:GLY:CA	2.51	0.57
3:M:290:GLN:HG2	3:M:331:LEU:HA	1.87	0.57
1:B:87:LYS:CD	3:M:829:TRP:CE3	2.87	0.57
2:C:102:VAL:HG23	2:C:137:ILE:O	2.05	0.57
1:B:87:LYS:CD	3:M:829:TRP:CE3	2.87	0.57
3:M:813:ILE:O	3:M:816:ILE:N	2.37	0.57
2:C:65:PHE:HA	2:C:68:PHE:HD1	1.69	0.57
3:M:724:TYR:HE1	3:M:775:LEU:HB3	1.68	0.57
3:M:813:ILE:O	3:M:817:GLN:N	2.30	0.57
2:C:111:LEU:O	2:C:118:MET:HB2	2.04	0.57
1:B:87:LYS:HD2	3:M:829:TRP:CE3	2.38	0.57
3:M:677:PRO:HB2	3:M:678:ASN:ND2	2.20	0.57
2:C:96:LYS:HZ1	3:M:725:ARG:CB	2.18	0.57
2:C:61:LYS:HZ2	2:C:68:PHE:HD2	1.53	0.57
1:B:87:LYS:HZ1	3:M:829:TRP:HE1	1.45	0.57
2:C:111:LEU:O	2:C:118:MET:HB2	2.04	0.57
3:M:254:PHE:CE2	3:M:459:ILE:HD12	2.39	0.57
3:M:418:THR:HG22	3:M:419:VAL:H	1.69	0.57
3:M:254:PHE:CE2	3:M:459:ILE:HD12	2.39	0.57
3:M:418:THR:HG22	3:M:419:VAL:H	1.69	0.57

Continued on next page...

Continued from previous page...

Atom-1	Atom-2	Interatomic distance (Å)	Clash overlap (Å)
2:C:102:VAL:HG23	2:C:137:ILE:O	2.05	0.57
3:M:538:GLU:O	3:M:541:MET:HB2	2.04	0.57
3:M:254:PHE:CE2	3:M:459:ILE:HD12	2.39	0.57
3:M:418:THR:HG22	3:M:419:VAL:H	1.69	0.57
3:M:83:PRO:N	3:M:777:GLU:HB2	1.97	0.57
3:M:93:MET:HA	3:M:713:SER:HB3	1.64	0.57
3:M:254:PHE:CE2	3:M:459:ILE:HD12	2.39	0.57
3:M:418:THR:HG22	3:M:419:VAL:H	1.69	0.57
3:M:538:GLU:O	3:M:541:MET:HB2	2.04	0.57
3:M:726:VAL:HB	3:M:783:LEU:HG	1.87	0.57
3:M:86:ASP:OD1	3:M:779:ARG:CZ	2.48	0.57
3:M:254:PHE:CE2	3:M:459:ILE:HD12	2.39	0.57
3:M:418:THR:HG22	3:M:419:VAL:H	1.69	0.57
3:M:538:GLU:O	3:M:541:MET:HB2	2.04	0.57
3:M:254:PHE:CE2	3:M:459:ILE:HD12	2.39	0.57
3:M:418:THR:HG22	3:M:419:VAL:H	1.69	0.57
3:M:254:PHE:CE2	3:M:459:ILE:HD12	2.39	0.57
3:M:418:THR:HG22	3:M:419:VAL:H	1.69	0.57
3:M:538:GLU:O	3:M:541:MET:HB2	2.04	0.57
3:M:538:GLU:O	3:M:541:MET:HB2	2.04	0.57
1:B:87:LYS:HD2	3:M:829:TRP:CE3	2.38	0.57
3:M:254:PHE:CE2	3:M:459:ILE:HD12	2.39	0.57
3:M:418:THR:HG22	3:M:419:VAL:H	1.69	0.57
1:B:87:LYS:CD	3:M:829:TRP:CZ3	2.78	0.56
2:C:61:LYS:HZ2	2:C:68:PHE:HD2	1.52	0.56
2:C:96:LYS:CB	3:M:720:PHE:CB	2.26	0.56
3:M:779:ARG:CB	3:M:783:LEU:CD1	2.82	0.56
3:M:418:THR:HG22	3:M:419:VAL:H	1.69	0.56
3:M:578:HIS:CD2	3:M:591:ASN:HA	2.37	0.56
2:C:111:LEU:O	2:C:118:MET:HB2	2.04	0.56
3:M:173:GLN:C	3:M:667:THR:HG23	2.25	0.56
3:M:813:ILE:O	3:M:817:GLN:N	2.30	0.56
3:M:173:GLN:C	3:M:667:THR:HG23	2.25	0.56
3:M:135:TYR:N	3:M:135:TYR:HD1	2.04	0.56
1:B:61:ASN:HA	1:B:64:LEU:HD12	1.86	0.56
2:C:114:LEU:CG	3:M:29:ASN:HB3	2.35	0.56
3:M:173:GLN:C	3:M:667:THR:HG23	2.25	0.56
3:M:149:GLN:HA	3:M:719:ASP:OD2	2.05	0.56
3:M:173:GLN:C	3:M:667:THR:HG23	2.25	0.56
3:M:135:TYR:N	3:M:135:TYR:HD1	2.04	0.56
1:B:61:ASN:HA	1:B:64:LEU:HD12	1.86	0.56

Continued on next page...

Continued from previous page...

Atom-1	Atom-2	Interatomic distance (Å)	Clash overlap (Å)
2:C:103:MET:HG2	3:M:19:LYS:HE3	1.73	0.56
3:M:29:ASN:OD1	3:M:725:ARG:CA	2.52	0.56
3:M:173:GLN:C	3:M:667:THR:HG23	2.25	0.56
1:B:128:PHE:CZ	3:M:817:GLN:HB3	2.40	0.56
3:M:135:TYR:N	3:M:135:TYR:HD1	2.04	0.56
2:C:137:ILE:HG22	2:C:142:PHE:CZ	2.39	0.56
3:M:173:GLN:C	3:M:667:THR:HG23	2.25	0.56
3:M:747:LEU:O	3:M:747:LEU:HD23	2.05	0.56
3:M:173:GLN:C	3:M:667:THR:HG23	2.25	0.56
3:M:135:TYR:N	3:M:135:TYR:HD1	2.04	0.56
3:M:135:TYR:N	3:M:135:TYR:HD1	2.04	0.56
2:C:97:GLU:HA	3:M:718:ALA:HB1	1.86	0.56
3:M:173:GLN:C	3:M:667:THR:HG23	2.25	0.56
1:B:61:ASN:HA	1:B:64:LEU:HD12	1.86	0.56
3:M:22:LYS:O	3:M:26:GLU:N	2.30	0.56
3:M:677:PRO:HB2	3:M:678:ASN:ND2	2.20	0.56
3:M:726:VAL:HG13	3:M:787:ILE:CG1	2.36	0.56
3:M:22:LYS:O	3:M:26:GLU:N	2.30	0.56
3:M:677:PRO:HB2	3:M:678:ASN:ND2	2.20	0.56
2:C:102:VAL:HG23	2:C:137:ILE:O	2.05	0.56
3:M:22:LYS:O	3:M:26:GLU:N	2.30	0.56
3:M:677:PRO:HB2	3:M:678:ASN:ND2	2.20	0.56
3:M:22:LYS:HB3	3:M:786:ILE:CA	1.74	0.56
3:M:677:PRO:HB2	3:M:678:ASN:ND2	2.20	0.56
3:M:794:CYS:O	3:M:798:LEU:N	2.36	0.56
3:M:22:LYS:O	3:M:26:GLU:N	2.30	0.56
3:M:677:PRO:HB2	3:M:678:ASN:ND2	2.20	0.56
2:C:102:VAL:HG23	2:C:137:ILE:O	2.05	0.56
3:M:22:LYS:O	3:M:26:GLU:N	2.30	0.56
3:M:677:PRO:HB2	3:M:678:ASN:ND2	2.20	0.56
2:C:137:ILE:HG22	2:C:142:PHE:CZ	2.39	0.56
3:M:22:LYS:HA	3:M:25:ILE:HB	1.87	0.56
2:C:61:LYS:HZ2	2:C:68:PHE:HD2	1.52	0.56
2:C:102:VAL:HG23	2:C:137:ILE:O	2.05	0.56
3:M:22:LYS:HA	3:M:25:ILE:HB	1.87	0.56
3:M:22:LYS:HA	3:M:25:ILE:HB	1.87	0.56
2:C:102:VAL:HG23	2:C:137:ILE:O	2.05	0.56
3:M:22:LYS:HA	3:M:25:ILE:HB	1.87	0.56
2:C:65:PHE:HA	2:C:68:PHE:HD1	1.69	0.56
3:M:22:LYS:HA	3:M:25:ILE:HB	1.87	0.56
2:C:61:LYS:HZ2	2:C:68:PHE:HD2	1.53	0.56

Continued on next page...

Continued from previous page...

Atom-1	Atom-2	Interatomic distance (Å)	Clash overlap (Å)
3:M:22:LYS:HA	3:M:25:ILE:HB	1.87	0.56
3:M:22:LYS:HA	3:M:25:ILE:HB	1.87	0.56
2:C:111:LEU:O	2:C:118:MET:HB2	2.05	0.56
3:M:22:LYS:HA	3:M:25:ILE:HB	1.87	0.56
3:M:22:LYS:HA	3:M:25:ILE:HB	1.87	0.56
1:B:128:PHE:CZ	3:M:817:GLN:HB3	2.40	0.56
3:M:22:LYS:HA	3:M:25:ILE:HB	1.87	0.56
3:M:794:CYS:O	3:M:798:LEU:N	2.36	0.56
1:B:87:LYS:HD2	3:M:829:TRP:CE3	2.38	0.56
3:M:22:LYS:HA	3:M:25:ILE:HB	1.87	0.56
3:M:22:LYS:HA	3:M:25:ILE:HB	1.87	0.56
3:M:135:TYR:N	3:M:135:TYR:HD1	2.04	0.56
3:M:135:TYR:N	3:M:135:TYR:HD1	2.04	0.56
3:M:747:LEU:O	3:M:747:LEU:HD23	2.05	0.56
1:B:87:LYS:HD2	3:M:829:TRP:CE3	2.38	0.56
3:M:322:VAL:HG11	3:M:325:ILE:HD11	1.86	0.56
2:C:65:PHE:HA	2:C:68:PHE:HD1	1.69	0.56
3:M:135:TYR:N	3:M:135:TYR:HD1	2.04	0.56
1:B:56:ARG:HH22	3:M:837:LYS:HE3	1.55	0.56
2:C:95:ASP:O	3:M:7:MET:CA	2.52	0.56
2:C:106:GLU:OE1	3:M:17:LEU:CB	2.42	0.56
2:C:109:HIS:CB	3:M:19:LYS:HZ3	1.80	0.56
3:M:22:LYS:O	3:M:784:ALA:CA	2.54	0.56
3:M:135:TYR:N	3:M:135:TYR:HD1	2.04	0.56
3:M:135:TYR:N	3:M:135:TYR:HD1	2.04	0.56
3:M:805:ARG:HA	3:M:808:GLU:C	2.25	0.56
2:C:95:ASP:HB2	2:C:101:THR:O	2.06	0.56
3:M:135:TYR:N	3:M:135:TYR:HD1	2.04	0.56
3:M:726:VAL:CG2	3:M:786:ILE:HD12	2.36	0.56
3:M:747:LEU:O	3:M:747:LEU:HD23	2.05	0.56
3:M:338:ILE:HG21	3:M:348:LYS:HB2	1.87	0.56
1:B:87:LYS:HD2	3:M:829:TRP:CE3	2.38	0.56
3:M:338:ILE:HG21	3:M:348:LYS:HB2	1.87	0.56
3:M:747:LEU:O	3:M:747:LEU:HD23	2.05	0.56
3:M:717:TYR:HD1	3:M:744:SER:HG	1.51	0.56
3:M:747:LEU:O	3:M:747:LEU:HD23	2.05	0.56
3:M:338:ILE:HG21	3:M:348:LYS:HB2	1.87	0.56
1:B:77:PHE:HA	1:B:80:PHE:HD1	1.69	0.56
1:B:87:LYS:CD	3:M:829:TRP:CE3	2.87	0.56
3:M:27:ALA:O	3:M:780:ASP:OD2	2.22	0.56
3:M:338:ILE:HG21	3:M:348:LYS:HB2	1.87	0.56

Continued on next page...

Continued from previous page...

Atom-1	Atom-2	Interatomic distance (Å)	Clash overlap (Å)
1:B:128:PHE:CZ	3:M:817:GLN:HB3	2.39	0.56
2:C:92:ARG:HE	3:M:721:LYS:NZ	1.66	0.56
2:C:98:GLY:O	3:M:740:SER:CB	2.52	0.56
2:C:111:LEU:O	2:C:118:MET:HB2	2.05	0.56
2:C:137:ILE:HG22	2:C:142:PHE:CZ	2.39	0.56
3:M:726:VAL:CG1	3:M:783:LEU:HB3	2.30	0.56
3:M:34:ALA:CA	3:M:777:GLU:HG2	2.28	0.56
3:M:80:MET:HG2	3:M:776:GLU:C	2.26	0.56
3:M:338:ILE:HG21	3:M:348:LYS:HB2	1.87	0.56
3:M:707:CYS:CB	3:M:712:PRO:HB3	2.34	0.56
2:C:137:ILE:HG22	2:C:142:PHE:CZ	2.39	0.56
3:M:338:ILE:HG21	3:M:348:LYS:HB2	1.87	0.56
2:C:95:ASP:HB2	2:C:101:THR:O	2.06	0.56
2:C:137:ILE:HG22	2:C:142:PHE:CZ	2.39	0.56
3:M:338:ILE:HG21	3:M:348:LYS:HB2	1.87	0.56
1:B:87:LYS:CD	3:M:829:TRP:CE3	2.87	0.56
2:C:102:VAL:HG23	2:C:137:ILE:O	2.05	0.56
1:B:61:ASN:HA	1:B:64:LEU:HD12	1.86	0.56
2:C:95:ASP:HB2	2:C:101:THR:O	2.06	0.56
2:C:96:LYS:O	3:M:718:ALA:HB1	2.05	0.56
2:C:111:LEU:O	2:C:118:MET:HB2	2.05	0.56
2:C:137:ILE:HG22	2:C:142:PHE:CZ	2.39	0.56
3:M:338:ILE:HG21	3:M:348:LYS:HB2	1.87	0.56
1:B:84:PHE:HD2	3:M:829:TRP:CZ3	2.24	0.56
2:C:102:VAL:HG23	2:C:137:ILE:O	2.05	0.56
1:B:128:PHE:CZ	3:M:817:GLN:HB3	2.39	0.56
2:C:111:LEU:O	2:C:118:MET:HB2	2.05	0.56
3:M:82:PRO:HD2	3:M:85:TYR:CD2	2.40	0.56
3:M:747:LEU:O	3:M:747:LEU:HD23	2.05	0.56
2:C:95:ASP:HB2	2:C:101:THR:O	2.06	0.56
3:M:22:LYS:C	3:M:783:LEU:HB3	2.25	0.56
1:B:84:PHE:HD2	3:M:829:TRP:CZ3	2.24	0.56
1:B:87:LYS:CD	3:M:829:TRP:CZ3	2.79	0.56
2:C:97:GLU:C	3:M:718:ALA:HB3	2.19	0.56
3:M:93:MET:C	3:M:772:LEU:CD2	2.29	0.56
3:M:747:LEU:O	3:M:747:LEU:HD23	2.05	0.56
2:C:88:VAL:CG2	3:M:732:ILE:O	2.54	0.56
3:M:747:LEU:O	3:M:747:LEU:HD23	2.05	0.56
3:M:747:LEU:O	3:M:747:LEU:HD23	2.05	0.56
1:B:61:ASN:HA	1:B:64:LEU:HD12	1.86	0.56
3:M:726:VAL:HB	3:M:783:LEU:HG	1.87	0.56

Continued on next page...

Continued from previous page...

Atom-1	Atom-2	Interatomic distance (Å)	Clash overlap (Å)
3:M:783:LEU:N	3:M:783:LEU:HD12	2.13	0.56
3:M:82:PRO:HD2	3:M:85:TYR:CD2	2.40	0.56
3:M:116:TYR:CE2	3:M:154:HIS:CD2	2.94	0.56
3:M:418:THR:HG22	3:M:419:VAL:H	1.69	0.56
3:M:435:GLU:O	3:M:438:PHE:HB3	2.06	0.56
2:C:94:PHE:CE1	3:M:726:VAL:CG2	2.89	0.56
3:M:82:PRO:HD2	3:M:85:TYR:CD2	2.40	0.56
3:M:116:TYR:CE2	3:M:154:HIS:CD2	2.94	0.56
3:M:418:THR:HG22	3:M:419:VAL:H	1.69	0.56
3:M:435:GLU:O	3:M:438:PHE:HB3	2.06	0.56
3:M:135:TYR:N	3:M:135:TYR:HD1	2.03	0.56
3:M:435:GLU:O	3:M:438:PHE:HB3	2.06	0.56
3:M:82:PRO:HD2	3:M:85:TYR:CD2	2.40	0.56
3:M:116:TYR:CE2	3:M:154:HIS:CD2	2.94	0.56
3:M:418:THR:HG22	3:M:419:VAL:H	1.69	0.56
3:M:435:GLU:O	3:M:438:PHE:HB3	2.06	0.56
3:M:805:ARG:CA	3:M:806:MET:N	2.65	0.56
2:C:102:VAL:HG23	2:C:137:ILE:O	2.05	0.56
3:M:21:GLU:O	3:M:786:ILE:CD1	2.52	0.56
3:M:82:PRO:HD2	3:M:85:TYR:CD2	2.40	0.56
3:M:116:TYR:CE2	3:M:154:HIS:CD2	2.94	0.56
3:M:418:THR:HG22	3:M:419:VAL:H	1.69	0.56
3:M:435:GLU:O	3:M:438:PHE:HB3	2.06	0.56
3:M:82:PRO:HD2	3:M:85:TYR:CD2	2.40	0.56
3:M:116:TYR:CE2	3:M:154:HIS:CD2	2.94	0.56
3:M:418:THR:HG22	3:M:419:VAL:H	1.69	0.56
3:M:435:GLU:O	3:M:438:PHE:HB3	2.06	0.56
3:M:82:PRO:HD2	3:M:85:TYR:CD2	2.40	0.56
3:M:116:TYR:CE2	3:M:154:HIS:CD2	2.94	0.56
3:M:418:THR:HG22	3:M:419:VAL:H	1.69	0.56
3:M:435:GLU:O	3:M:438:PHE:HB3	2.06	0.56
3:M:578:HIS:CD2	3:M:591:ASN:HA	2.37	0.56
3:M:604:ASN:OD1	3:M:607:VAL:HG23	2.06	0.56
3:M:747:LEU:O	3:M:747:LEU:HD23	2.05	0.56
2:C:95:ASP:HB2	2:C:101:THR:O	2.06	0.56
3:M:578:HIS:CD2	3:M:591:ASN:HA	2.37	0.56
3:M:604:ASN:OD1	3:M:607:VAL:HG23	2.06	0.56
2:C:95:ASP:HB2	2:C:101:THR:O	2.06	0.56
3:M:578:HIS:CD2	3:M:591:ASN:HA	2.37	0.56
3:M:604:ASN:OD1	3:M:607:VAL:HG23	2.06	0.56
3:M:747:LEU:O	3:M:747:LEU:HD23	2.05	0.56

Continued on next page...

Continued from previous page...

Atom-1	Atom-2	Interatomic distance (Å)	Clash overlap (Å)
1:B:84:PHE:HD2	3:M:829:TRP:CZ3	2.24	0.56
2:C:95:ASP:HB2	2:C:101:THR:O	2.06	0.56
3:M:578:HIS:CD2	3:M:591:ASN:HA	2.37	0.56
3:M:604:ASN:OD1	3:M:607:VAL:HG23	2.06	0.56
3:M:727:LEU:HG	3:M:786:ILE:CD1	2.35	0.56
3:M:578:HIS:CD2	3:M:591:ASN:HA	2.37	0.56
3:M:604:ASN:OD1	3:M:607:VAL:HG23	2.06	0.56
3:M:805:ARG:O	3:M:809:ARG:HB2	2.04	0.56
2:C:102:VAL:HG23	2:C:137:ILE:O	2.05	0.56
3:M:578:HIS:CD2	3:M:591:ASN:HA	2.37	0.56
3:M:604:ASN:OD1	3:M:607:VAL:HG23	2.06	0.56
3:M:578:HIS:CD2	3:M:591:ASN:HA	2.37	0.56
3:M:604:ASN:OD1	3:M:607:VAL:HG23	2.06	0.56
3:M:747:LEU:O	3:M:747:LEU:HD23	2.05	0.56
2:C:95:ASP:HB2	2:C:101:THR:O	2.06	0.56
3:M:747:LEU:O	3:M:747:LEU:HD23	2.05	0.56
3:M:578:HIS:CD2	3:M:591:ASN:HA	2.37	0.56
3:M:604:ASN:OD1	3:M:607:VAL:HG23	2.06	0.56
3:M:747:LEU:O	3:M:747:LEU:HD23	2.05	0.56
1:B:87:LYS:HD2	3:M:829:TRP:CE3	2.38	0.56
1:B:128:PHE:CZ	3:M:817:GLN:HB3	2.39	0.56
2:C:137:ILE:HD12	3:M:725:ARG:NH2	2.21	0.56
1:B:77:PHE:HA	1:B:80:PHE:HD1	1.69	0.56
3:M:7:MET:HE3	3:M:14:ALA:CB	2.36	0.56
3:M:338:ILE:HG21	3:M:348:LYS:HB2	1.87	0.56
3:M:510:TRP:HZ3	3:M:767:PHE:H	1.53	0.56
3:M:149:GLN:OE1	3:M:716:LEU:HG	2.06	0.56
1:B:77:PHE:HA	1:B:80:PHE:HD1	1.69	0.56
3:M:794:CYS:O	3:M:798:LEU:N	2.37	0.56
1:B:84:PHE:HD2	3:M:829:TRP:CZ3	2.24	0.56
3:M:116:TYR:CE2	3:M:154:HIS:CD2	2.94	0.56
1:B:84:PHE:HD2	3:M:829:TRP:CZ3	2.24	0.56
3:M:116:TYR:CE2	3:M:154:HIS:CD2	2.94	0.56
1:B:61:ASN:HA	1:B:64:LEU:HD12	1.86	0.56
2:C:95:ASP:CA	3:M:722:GLN:NE2	2.68	0.56
3:M:116:TYR:CE2	3:M:154:HIS:CD2	2.94	0.56
3:M:116:TYR:CE2	3:M:154:HIS:CD2	2.94	0.56
3:M:116:TYR:CE2	3:M:154:HIS:CD2	2.94	0.56
2:C:95:ASP:HB2	2:C:101:THR:O	2.06	0.56
3:M:116:TYR:CE2	3:M:154:HIS:CD2	2.94	0.56
1:B:61:ASN:HA	1:B:64:LEU:HD12	1.86	0.56

Continued on next page...

Continued from previous page...

Atom-1	Atom-2	Interatomic distance (Å)	Clash overlap (Å)
3:M:116:TYR:CE2	3:M:154:HIS:CD2	2.94	0.56
3:M:813:ILE:O	3:M:816:ILE:N	2.37	0.56
3:M:805:ARG:O	3:M:809:ARG:N	2.34	0.56
3:M:116:TYR:CE2	3:M:154:HIS:CD2	2.94	0.56
3:M:546:THR:HG21	3:M:548:THR:HB	1.88	0.56
3:M:549:SER:OG	3:M:550:PHE:N	2.36	0.56
3:M:546:THR:HG21	3:M:548:THR:HB	1.88	0.56
3:M:549:SER:OG	3:M:550:PHE:N	2.36	0.56
3:M:273:SER:HB2	3:M:598:LYS:CE	2.04	0.56
1:B:42:ILE:HD12	1:B:80:PHE:CZ	2.41	0.56
3:M:546:THR:HG21	3:M:548:THR:HB	1.88	0.56
3:M:549:SER:OG	3:M:550:PHE:N	2.36	0.56
3:M:546:THR:HG21	3:M:548:THR:HB	1.88	0.56
3:M:549:SER:OG	3:M:550:PHE:N	2.36	0.56
3:M:546:THR:HG21	3:M:548:THR:HB	1.88	0.56
3:M:549:SER:OG	3:M:550:PHE:N	2.36	0.56
1:B:112:ILE:HB	1:B:150:TYR:HE1	1.68	0.56
2:C:96:LYS:HB2	3:M:722:GLN:HB2	0.64	0.56
3:M:546:THR:HG21	3:M:548:THR:HB	1.88	0.56
3:M:549:SER:OG	3:M:550:PHE:N	2.36	0.56
3:M:91:MET:HE3	3:M:119:SER:HB2	1.88	0.56
3:M:677:PRO:HB2	3:M:678:ASN:ND2	2.20	0.56
3:M:91:MET:HE3	3:M:119:SER:HB2	1.88	0.56
3:M:677:PRO:HB2	3:M:678:ASN:ND2	2.20	0.56
3:M:302:MET:HG2	3:M:303:LEU:HD13	1.88	0.56
3:M:677:PRO:HB2	3:M:678:ASN:ND2	2.20	0.56
3:M:91:MET:HE3	3:M:119:SER:HB2	1.88	0.56
3:M:677:PRO:HB2	3:M:678:ASN:ND2	2.20	0.56
3:M:91:MET:HE3	3:M:119:SER:HB2	1.88	0.56
3:M:677:PRO:HB2	3:M:678:ASN:ND2	2.20	0.56
1:B:61:ASN:HA	1:B:64:LEU:HD12	1.86	0.56
1:B:84:PHE:HD2	3:M:829:TRP:CZ3	2.24	0.56
3:M:302:MET:HG2	3:M:303:LEU:HD13	1.88	0.56
3:M:677:PRO:HB2	3:M:678:ASN:ND2	2.20	0.56
1:B:77:PHE:HA	1:B:80:PHE:HD1	1.69	0.56
3:M:91:MET:HE3	3:M:119:SER:HB2	1.88	0.56
3:M:677:PRO:HB2	3:M:678:ASN:ND2	2.20	0.56
3:M:302:MET:HG2	3:M:303:LEU:HD13	1.88	0.56
3:M:677:PRO:HB2	3:M:678:ASN:ND2	2.20	0.56
2:C:61:LYS:HZ2	2:C:68:PHE:HD2	1.52	0.56
2:C:102:VAL:HG23	2:C:137:ILE:O	2.05	0.56

Continued on next page...

Continued from previous page...

Atom-1	Atom-2	Interatomic distance (Å)	Clash overlap (Å)
3:M:91:MET:HE3	3:M:119:SER:HB2	1.88	0.56
3:M:677:PRO:HB2	3:M:678:ASN:ND2	2.20	0.56
3:M:735:GLY:HA2	3:M:738:MET:HE2	1.88	0.56
3:M:805:ARG:HA	3:M:808:GLU:HB2	1.87	0.56
3:M:91:MET:HE3	3:M:119:SER:HB2	1.88	0.56
3:M:677:PRO:HB2	3:M:678:ASN:ND2	2.20	0.56
2:C:88:VAL:CG2	3:M:732:ILE:O	2.54	0.56
3:M:302:MET:HG2	3:M:303:LEU:HD13	1.88	0.56
3:M:677:PRO:HB2	3:M:678:ASN:ND2	2.20	0.56
1:B:101:PHE:CE2	3:M:816:ILE:HD12	2.31	0.56
3:M:302:MET:HG2	3:M:303:LEU:HD13	1.88	0.56
3:M:677:PRO:HB2	3:M:678:ASN:ND2	2.20	0.56
3:M:91:MET:HE3	3:M:119:SER:HB2	1.88	0.56
3:M:677:PRO:HB2	3:M:678:ASN:ND2	2.20	0.56
3:M:265:ILE:C	3:M:442:VAL:HG13	2.26	0.56
3:M:778:MET:SD	3:M:782:LYS:HE2	2.43	0.56
1:B:77:PHE:HA	1:B:80:PHE:HD1	1.69	0.56
3:M:265:ILE:C	3:M:442:VAL:HG13	2.26	0.56
3:M:295:LYS:HG2	3:M:332:MET:HE1	1.88	0.56
3:M:265:ILE:C	3:M:442:VAL:HG13	2.26	0.56
3:M:92:ALA:O	3:M:713:SER:HB3	0.86	0.56
3:M:265:ILE:C	3:M:442:VAL:HG13	2.26	0.56
3:M:265:ILE:C	3:M:442:VAL:HG13	2.26	0.56
2:C:89:GLU:CG	3:M:736:GLN:NE2	2.69	0.56
3:M:265:ILE:C	3:M:442:VAL:HG13	2.26	0.56
3:M:7:MET:HE3	3:M:14:ALA:CB	2.36	0.56
3:M:435:GLU:O	3:M:438:PHE:HB3	2.06	0.56
3:M:604:ASN:OD1	3:M:607:VAL:HG23	2.06	0.56
2:C:105:ALA:CB	3:M:15:PRO:CA	2.84	0.56
3:M:7:MET:HE3	3:M:14:ALA:CB	2.36	0.56
3:M:435:GLU:O	3:M:438:PHE:HB3	2.06	0.56
3:M:604:ASN:OD1	3:M:607:VAL:HG23	2.06	0.56
2:C:97:GLU:CD	3:M:18:ARG:HB3	2.26	0.56
1:B:84:PHE:HD2	3:M:829:TRP:CZ3	2.24	0.56
3:M:7:MET:HE3	3:M:14:ALA:CB	2.36	0.56
3:M:435:GLU:O	3:M:438:PHE:HB3	2.06	0.56
3:M:604:ASN:OD1	3:M:607:VAL:HG23	2.06	0.56
1:B:42:ILE:HD12	1:B:80:PHE:CZ	2.41	0.56
1:B:77:PHE:HA	1:B:80:PHE:HD1	1.69	0.56
1:B:61:ASN:HA	1:B:64:LEU:HD12	1.86	0.56
3:M:7:MET:HE3	3:M:14:ALA:CB	2.36	0.56

Continued on next page...

Continued from previous page...

Atom-1	Atom-2	Interatomic distance (Å)	Clash overlap (Å)
3:M:435:GLU:O	3:M:438:PHE:HB3	2.06	0.56
3:M:604:ASN:OD1	3:M:607:VAL:HG23	2.06	0.56
1:B:42:ILE:HD12	1:B:80:PHE:CZ	2.41	0.56
1:B:61:ASN:HA	1:B:64:LEU:HD12	1.86	0.56
3:M:7:MET:HE3	3:M:14:ALA:CB	2.36	0.56
3:M:435:GLU:O	3:M:438:PHE:HB3	2.06	0.56
3:M:604:ASN:OD1	3:M:607:VAL:HG23	2.06	0.56
2:C:102:VAL:HG23	2:C:137:ILE:O	2.05	0.56
1:B:42:ILE:HD12	1:B:80:PHE:CZ	2.41	0.56
2:C:95:ASP:HB2	2:C:101:THR:O	2.06	0.56
1:B:42:ILE:HD12	1:B:80:PHE:CZ	2.41	0.56
2:C:89:GLU:HA	3:M:725:ARG:HH12	1.70	0.56
2:C:136:CYS:CB	3:M:138:LYS:HD3	2.36	0.56
1:B:84:PHE:HD2	3:M:829:TRP:HH2	1.53	0.56
1:B:42:ILE:HD12	1:B:80:PHE:CZ	2.41	0.56
3:M:271:GLU:OE2	3:M:476:GLU:CG	2.53	0.56
3:M:302:MET:HG2	3:M:303:LEU:HD13	1.88	0.56
3:M:271:GLU:OE2	3:M:476:GLU:CG	2.53	0.56
3:M:302:MET:HG2	3:M:303:LEU:HD13	1.88	0.56
3:M:724:TYR:HE1	3:M:775:LEU:HB3	1.67	0.56
1:B:42:ILE:HD12	1:B:80:PHE:CZ	2.41	0.56
3:M:116:TYR:CE2	3:M:154:HIS:CD2	2.94	0.56
3:M:267:THR:OG1	3:M:442:VAL:HG21	2.04	0.56
3:M:338:ILE:HG21	3:M:348:LYS:HB2	1.87	0.56
3:M:271:GLU:OE2	3:M:476:GLU:CG	2.53	0.56
3:M:302:MET:HG2	3:M:303:LEU:HD13	1.88	0.56
3:M:726:VAL:HG13	3:M:786:ILE:HG13	1.88	0.56
3:M:271:GLU:OE2	3:M:476:GLU:CG	2.53	0.56
3:M:302:MET:HG2	3:M:303:LEU:HD13	1.88	0.56
3:M:116:TYR:CE2	3:M:154:HIS:CD2	2.94	0.56
3:M:267:THR:OG1	3:M:442:VAL:HG21	2.04	0.56
3:M:338:ILE:HG21	3:M:348:LYS:HB2	1.87	0.56
3:M:738:MET:HG3	3:M:739:ASP:H	1.71	0.56
2:C:101:THR:O	3:M:23:GLU:CB	2.53	0.56
3:M:271:GLU:OE2	3:M:476:GLU:CG	2.53	0.56
3:M:302:MET:HG2	3:M:303:LEU:HD13	1.88	0.56
3:M:116:TYR:CE2	3:M:154:HIS:CD2	2.94	0.56
3:M:267:THR:OG1	3:M:442:VAL:HG21	2.04	0.56
3:M:338:ILE:HG21	3:M:348:LYS:HB2	1.87	0.56
3:M:271:GLU:OE2	3:M:476:GLU:CG	2.53	0.56
3:M:302:MET:HG2	3:M:303:LEU:HD13	1.88	0.56

Continued on next page...

Continued from previous page...

Atom-1	Atom-2	Interatomic distance (Å)	Clash overlap (Å)
3:M:271:GLU:OE2	3:M:476:GLU:CG	2.53	0.56
3:M:302:MET:HG2	3:M:303:LEU:HD13	1.88	0.56
1:B:42:ILE:HD12	1:B:80:PHE:CZ	2.41	0.56
3:M:116:TYR:CE2	3:M:154:HIS:CD2	2.94	0.56
3:M:267:THR:OG1	3:M:442:VAL:HG21	2.04	0.56
3:M:338:ILE:HG21	3:M:348:LYS:HB2	1.87	0.56
3:M:735:GLY:HA2	3:M:738:MET:HE2	1.87	0.56
2:C:95:ASP:HB2	2:C:101:THR:O	2.06	0.56
3:M:116:TYR:CE2	3:M:154:HIS:CD2	2.94	0.56
3:M:267:THR:OG1	3:M:442:VAL:HG21	2.04	0.56
3:M:338:ILE:HG21	3:M:348:LYS:HB2	1.87	0.56
3:M:271:GLU:OE2	3:M:476:GLU:CG	2.53	0.56
3:M:302:MET:HG2	3:M:303:LEU:HD13	1.88	0.56
2:C:141:ALA:HB2	3:M:737:PHE:CB	2.35	0.56
3:M:7:MET:HE3	3:M:14:ALA:CB	2.36	0.56
3:M:779:ARG:HG2	3:M:783:LEU:HD22	1.77	0.56
2:C:89:GLU:CD	3:M:732:ILE:HA	2.24	0.56
3:M:7:MET:HE3	3:M:14:ALA:CB	2.36	0.56
3:M:738:MET:HG3	3:M:739:ASP:H	1.71	0.56
1:B:84:PHE:HD2	3:M:829:TRP:CZ3	2.24	0.56
3:M:22:LYS:HA	3:M:25:ILE:HB	1.87	0.56
3:M:546:THR:HG21	3:M:548:THR:HB	1.88	0.56
3:M:7:MET:HE3	3:M:14:ALA:CB	2.36	0.56
2:C:16:LEU:CD2	3:M:810:ARG:HG2	2.36	0.56
3:M:7:MET:HE3	3:M:14:ALA:CB	2.36	0.56
3:M:7:MET:HE3	3:M:14:ALA:CB	2.36	0.56
3:M:738:MET:HG3	3:M:739:ASP:H	1.71	0.56
3:M:435:GLU:O	3:M:438:PHE:HB3	2.06	0.56
3:M:546:THR:HG21	3:M:548:THR:HB	1.88	0.56
1:B:42:ILE:HD12	1:B:80:PHE:CZ	2.41	0.56
3:M:435:GLU:O	3:M:438:PHE:HB3	2.06	0.56
3:M:546:THR:HG21	3:M:548:THR:HB	1.88	0.56
3:M:546:THR:HG21	3:M:548:THR:HB	1.88	0.56
3:M:435:GLU:O	3:M:438:PHE:HB3	2.06	0.56
3:M:546:THR:HG21	3:M:548:THR:HB	1.88	0.56
1:B:42:ILE:HD12	1:B:80:PHE:CZ	2.41	0.56
1:B:61:ASN:HA	1:B:64:LEU:HD12	1.86	0.56
3:M:435:GLU:O	3:M:438:PHE:HB3	2.06	0.56
3:M:546:THR:HG21	3:M:548:THR:HB	1.88	0.56
3:M:794:CYS:O	3:M:798:LEU:N	2.36	0.56
3:M:546:THR:HG21	3:M:548:THR:HB	1.88	0.56

Continued on next page...

Continued from previous page...

Atom-1	Atom-2	Interatomic distance (Å)	Clash overlap (Å)
3:M:84:LYS:HD2	3:M:724:TYR:HB2	1.85	0.56
3:M:95:THR:HB	3:M:767:PHE:CE1	2.41	0.56
3:M:435:GLU:O	3:M:438:PHE:HB3	2.06	0.56
3:M:546:THR:HG21	3:M:548:THR:HB	1.88	0.56
1:B:42:ILE:HD12	1:B:80:PHE:CZ	2.41	0.56
3:M:546:THR:HG21	3:M:548:THR:HB	1.88	0.56
1:B:77:PHE:HA	1:B:80:PHE:HD1	1.69	0.56
3:M:435:GLU:O	3:M:438:PHE:HB3	2.06	0.56
3:M:546:THR:HG21	3:M:548:THR:HB	1.88	0.56
1:B:42:ILE:HD12	1:B:80:PHE:CZ	2.41	0.56
2:C:39:GLN:HB2	2:C:79:LYS:CD	2.36	0.56
3:M:435:GLU:O	3:M:438:PHE:HB3	2.06	0.56
3:M:546:THR:HG21	3:M:548:THR:HB	1.88	0.56
3:M:546:THR:HG21	3:M:548:THR:HB	1.88	0.56
3:M:546:THR:HG21	3:M:548:THR:HB	1.88	0.56
3:M:435:GLU:O	3:M:438:PHE:HB3	2.06	0.56
3:M:546:THR:HG21	3:M:548:THR:HB	1.88	0.56
3:M:22:LYS:HA	3:M:25:ILE:HB	1.87	0.55
3:M:32:PHE:CG	3:M:83:PRO:HD3	2.41	0.55
3:M:345:ALA:O	3:M:349:THR:N	2.40	0.55
3:M:22:LYS:HA	3:M:25:ILE:HB	1.87	0.55
3:M:32:PHE:CG	3:M:83:PRO:HD3	2.41	0.55
3:M:345:ALA:O	3:M:349:THR:N	2.40	0.55
1:B:61:ASN:HA	1:B:64:LEU:HD12	1.86	0.55
3:M:109:ARG:O	3:M:114:MET:N	2.37	0.55
1:B:84:PHE:HD2	3:M:829:TRP:CZ3	2.24	0.55
2:C:147:MET:SD	3:M:793:ARG:HG2	2.46	0.55
3:M:22:LYS:HA	3:M:25:ILE:HB	1.87	0.55
3:M:32:PHE:CG	3:M:83:PRO:HD3	2.41	0.55
3:M:345:ALA:O	3:M:349:THR:N	2.40	0.55
3:M:738:MET:HG3	3:M:739:ASP:H	1.71	0.55
3:M:32:PHE:CG	3:M:83:PRO:HD3	2.41	0.55
3:M:345:ALA:O	3:M:349:THR:N	2.40	0.55
2:C:95:ASP:HB2	2:C:101:THR:O	2.06	0.55
3:M:22:LYS:HA	3:M:25:ILE:HB	1.87	0.55
3:M:32:PHE:CG	3:M:83:PRO:HD3	2.41	0.55
3:M:345:ALA:O	3:M:349:THR:N	2.40	0.55
3:M:747:LEU:O	3:M:747:LEU:HD23	2.05	0.55
3:M:794:CYS:O	3:M:798:LEU:N	2.36	0.55
1:B:61:ASN:HA	1:B:64:LEU:HD12	1.86	0.55
3:M:22:LYS:HA	3:M:25:ILE:HB	1.87	0.55

Continued on next page...

Continued from previous page...

Atom-1	Atom-2	Interatomic distance (Å)	Clash overlap (Å)
3:M:32:PHE:CG	3:M:83:PRO:HD3	2.41	0.55
3:M:345:ALA:O	3:M:349:THR:N	2.40	0.55
2:C:147:MET:SD	3:M:793:ARG:CD	2.94	0.55
3:M:135:TYR:N	3:M:135:TYR:HD1	2.04	0.55
1:B:61:ASN:HA	1:B:64:LEU:HD12	1.86	0.55
2:C:111:LEU:O	2:C:118:MET:HB2	2.05	0.55
2:C:147:MET:SD	3:M:793:ARG:CD	2.94	0.55
3:M:135:TYR:N	3:M:135:TYR:HD1	2.04	0.55
3:M:135:TYR:N	3:M:135:TYR:HD1	2.04	0.55
2:C:149:VAL:CG1	3:M:800:ARG:HB3	2.22	0.55
3:M:95:THR:HG22	3:M:773:GLY:CA	2.36	0.55
3:M:135:TYR:N	3:M:135:TYR:HD1	2.04	0.55
2:C:137:ILE:HG22	2:C:142:PHE:HZ	1.72	0.55
1:B:84:PHE:HD2	3:M:829:TRP:CZ3	2.24	0.55
3:M:80:MET:CG	3:M:776:GLU:HB3	2.36	0.55
3:M:135:TYR:N	3:M:135:TYR:HD1	2.04	0.55
1:B:87:LYS:CD	3:M:829:TRP:CZ3	2.78	0.55
3:M:135:TYR:N	3:M:135:TYR:HD1	2.04	0.55
3:M:135:TYR:N	3:M:135:TYR:HD1	2.04	0.55
2:C:89:GLU:O	3:M:725:ARG:HA	2.01	0.55
2:C:140:GLU:HB3	3:M:738:MET:CB	2.37	0.55
2:C:147:MET:SD	3:M:793:ARG:HG2	2.46	0.55
3:M:508:ILE:HD11	3:M:766:PHE:CE1	2.39	0.55
3:M:735:GLY:HA2	3:M:738:MET:HE2	1.88	0.55
2:C:96:LYS:HZ1	3:M:725:ARG:CG	1.91	0.55
3:M:135:TYR:N	3:M:135:TYR:HD1	2.04	0.55
2:C:95:ASP:HB2	2:C:101:THR:O	2.06	0.55
3:M:436:LYS:HZ3	3:M:647:GLN:CD	2.09	0.55
3:M:436:LYS:HZ3	3:M:647:GLN:CD	2.09	0.55
2:C:95:ASP:HB2	2:C:101:THR:O	2.06	0.55
3:M:436:LYS:HZ3	3:M:647:GLN:CD	2.09	0.55
3:M:804:ARG:O	3:M:808:GLU:N	2.38	0.55
2:C:103:MET:CG	3:M:10:PHE:CB	2.63	0.55
3:M:436:LYS:HZ3	3:M:647:GLN:CD	2.09	0.55
3:M:436:LYS:HZ3	3:M:647:GLN:CD	2.09	0.55
3:M:436:LYS:HZ3	3:M:647:GLN:CD	2.09	0.55
3:M:22:LYS:O	3:M:26:GLU:HG3	2.07	0.55
3:M:22:LYS:O	3:M:26:GLU:HG3	2.07	0.55
3:M:738:MET:HG3	3:M:739:ASP:H	1.71	0.55
3:M:510:TRP:CA	3:M:714:ARG:NE	2.62	0.55
3:M:22:LYS:O	3:M:26:GLU:HG3	2.07	0.55

Continued on next page...

Continued from previous page...

Atom-1	Atom-2	Interatomic distance (Å)	Clash overlap (Å)
3:M:95:THR:HG22	3:M:773:GLY:HA3	1.88	0.55
3:M:738:MET:HG3	3:M:739:ASP:H	1.71	0.55
1:B:42:ILE:HD12	1:B:80:PHE:CZ	2.41	0.55
2:C:95:ASP:HB2	2:C:101:THR:O	2.06	0.55
2:C:102:VAL:HG23	2:C:137:ILE:O	2.05	0.55
2:C:147:MET:SD	3:M:793:ARG:HG2	2.47	0.55
3:M:22:LYS:O	3:M:26:GLU:HG3	2.07	0.55
3:M:805:ARG:CB	3:M:809:ARG:HG3	2.35	0.55
1:B:84:PHE:HD2	3:M:829:TRP:CZ3	2.24	0.55
3:M:22:LYS:O	3:M:26:GLU:HG3	2.07	0.55
2:C:147:MET:SD	3:M:793:ARG:HG2	2.46	0.55
1:B:87:LYS:CD	3:M:829:TRP:CZ3	2.79	0.55
1:B:161:GLU:OE2	3:M:827:LYS:HD2	2.07	0.55
2:C:61:LYS:HZ2	2:C:68:PHE:HD2	1.53	0.55
3:M:22:LYS:O	3:M:26:GLU:HG3	2.07	0.55
2:C:102:VAL:HG23	2:C:137:ILE:O	2.05	0.55
2:C:147:MET:SD	3:M:793:ARG:HG2	2.46	0.55
3:M:22:LYS:O	3:M:26:GLU:HG3	2.06	0.55
3:M:604:ASN:OD1	3:M:607:VAL:HG23	2.06	0.55
2:C:147:MET:SD	3:M:793:ARG:HG2	2.46	0.55
3:M:22:LYS:O	3:M:26:GLU:HG3	2.06	0.55
3:M:604:ASN:OD1	3:M:607:VAL:HG23	2.06	0.55
3:M:22:LYS:O	3:M:26:GLU:HG3	2.06	0.55
3:M:604:ASN:OD1	3:M:607:VAL:HG23	2.06	0.55
3:M:22:LYS:O	3:M:26:GLU:HG3	2.06	0.55
3:M:604:ASN:OD1	3:M:607:VAL:HG23	2.06	0.55
3:M:22:LYS:O	3:M:26:GLU:HG3	2.06	0.55
3:M:604:ASN:OD1	3:M:607:VAL:HG23	2.06	0.55
3:M:22:LYS:O	3:M:26:GLU:HG3	2.06	0.55
3:M:604:ASN:OD1	3:M:607:VAL:HG23	2.06	0.55
3:M:22:LYS:O	3:M:26:GLU:HG3	2.06	0.55
3:M:604:ASN:OD1	3:M:607:VAL:HG23	2.06	0.55
1:B:161:GLU:OE2	3:M:827:LYS:HD2	2.07	0.55
2:C:137:ILE:HG22	2:C:142:PHE:HZ	1.72	0.55
1:B:84:PHE:HD2	3:M:829:TRP:CZ3	2.24	0.55
2:C:39:GLN:HB2	2:C:79:LYS:CD	2.36	0.55
2:C:94:PHE:CA	3:M:24:ARG:NH1	2.69	0.55
3:M:28:GLN:HB2	3:M:779:ARG:HG2	1.88	0.55
2:C:61:LYS:HZ2	2:C:68:PHE:HD2	1.52	0.55
2:C:87:PHE:CZ	3:M:728:ASN:CA	2.89	0.55
3:M:794:CYS:O	3:M:798:LEU:N	2.37	0.55
1:B:161:GLU:OE2	3:M:827:LYS:HD2	2.07	0.55
3:M:794:CYS:O	3:M:798:LEU:N	2.37	0.55

Continued on next page...

Continued from previous page...

Atom-1	Atom-2	Interatomic distance (Å)	Clash overlap (Å)
1:B:161:GLU:OE2	3:M:827:LYS:HD2	2.07	0.55
2:C:146:ILE:N	3:M:733:PRO:CG	2.63	0.55
2:C:86:ASP:O	3:M:729:ALA:CA	2.52	0.55
3:M:417:GLN:HE21	3:M:543:PRO:HB3	1.72	0.55
3:M:604:ASN:OD1	3:M:607:VAL:HG23	2.06	0.55
3:M:82:PRO:HB2	3:M:777:GLU:CB	2.37	0.55
3:M:738:MET:HG3	3:M:739:ASP:H	1.71	0.55
2:C:147:MET:SD	3:M:793:ARG:HG2	2.46	0.55
1:B:84:PHE:HD2	3:M:829:TRP:CZ3	2.24	0.55
3:M:578:HIS:CD2	3:M:591:ASN:HA	2.37	0.55
1:B:161:GLU:OE2	3:M:827:LYS:HD2	2.07	0.55
1:B:87:LYS:CD	3:M:829:TRP:CZ3	2.79	0.55
3:M:578:HIS:CD2	3:M:591:ASN:HA	2.37	0.55
2:C:102:VAL:HG23	2:C:137:ILE:O	2.05	0.55
1:B:137:TRP:HE3	1:B:144:VAL:CG1	2.20	0.55
2:C:147:MET:SD	3:M:793:ARG:HG2	2.46	0.55
3:M:578:HIS:CD2	3:M:591:ASN:HA	2.37	0.55
1:B:98:MET:SD	1:B:154:CYS:SG	3.05	0.55
3:M:724:TYR:HE1	3:M:775:LEU:HB3	1.67	0.55
2:C:102:VAL:HG23	2:C:137:ILE:O	2.05	0.55
2:C:140:GLU:OE2	3:M:739:ASP:C	2.45	0.55
3:M:578:HIS:CD2	3:M:591:ASN:HA	2.37	0.55
3:M:726:VAL:CG1	3:M:783:LEU:HB3	2.30	0.55
1:B:137:TRP:HE3	1:B:144:VAL:CG1	2.20	0.55
3:M:578:HIS:CD2	3:M:591:ASN:HA	2.37	0.55
3:M:724:TYR:HE1	3:M:775:LEU:HB3	1.68	0.55
3:M:109:ARG:O	3:M:114:MET:N	2.37	0.55
3:M:338:ILE:HG21	3:M:348:LYS:HB2	1.87	0.55
3:M:546:THR:HB	3:M:549:SER:H	1.71	0.55
2:C:147:MET:SD	3:M:793:ARG:CD	2.94	0.55
3:M:109:ARG:O	3:M:114:MET:N	2.37	0.55
3:M:338:ILE:HG21	3:M:348:LYS:HB2	1.87	0.55
3:M:546:THR:HB	3:M:549:SER:H	1.71	0.55
2:C:96:LYS:HZ1	3:M:725:ARG:HD2	1.67	0.55
3:M:109:ARG:O	3:M:114:MET:N	2.37	0.55
3:M:338:ILE:HG21	3:M:348:LYS:HB2	1.87	0.55
3:M:546:THR:HB	3:M:549:SER:H	1.71	0.55
1:B:124:GLN:CD	2:C:16:LEU:CA	2.73	0.55
2:C:147:MET:SD	3:M:793:ARG:HG2	2.46	0.55
3:M:23:GLU:N	3:M:787:ILE:CB	2.62	0.55
3:M:23:GLU:H	3:M:787:ILE:CD1	1.95	0.55

Continued on next page...

Continued from previous page...

Atom-1	Atom-2	Interatomic distance (Å)	Clash overlap (Å)
3:M:109:ARG:O	3:M:114:MET:N	2.37	0.55
3:M:338:ILE:HG21	3:M:348:LYS:HB2	1.87	0.55
3:M:546:THR:HB	3:M:549:SER:H	1.71	0.55
3:M:707:CYS:CA	3:M:712:PRO:CB	2.73	0.55
2:C:137:ILE:HG22	2:C:142:PHE:HZ	1.72	0.55
3:M:109:ARG:O	3:M:114:MET:N	2.37	0.55
3:M:338:ILE:HG21	3:M:348:LYS:HB2	1.87	0.55
3:M:546:THR:HB	3:M:549:SER:H	1.71	0.55
1:B:161:GLU:OE2	3:M:827:LYS:HD2	2.07	0.55
3:M:109:ARG:O	3:M:114:MET:N	2.37	0.55
3:M:338:ILE:HG21	3:M:348:LYS:HB2	1.87	0.55
3:M:546:THR:HB	3:M:549:SER:H	1.71	0.55
3:M:738:MET:HG3	3:M:739:ASP:H	1.71	0.55
1:B:84:PHE:HD2	3:M:829:TRP:HH2	1.53	0.55
3:M:82:PRO:HD2	3:M:85:TYR:HD2	1.72	0.55
3:M:428:ALA:C	3:M:601:ASP:CA	2.72	0.55
3:M:738:MET:HG3	3:M:739:ASP:H	1.71	0.55
1:B:137:TRP:HE3	1:B:144:VAL:CG1	2.20	0.55
2:C:140:GLU:OE2	3:M:739:ASP:C	2.45	0.55
3:M:82:PRO:HD2	3:M:85:TYR:HD2	1.72	0.55
3:M:428:ALA:C	3:M:601:ASP:CA	2.72	0.55
3:M:755:HIS:HA	3:M:758:TYR:HE1	1.64	0.55
2:C:90:GLY:O	3:M:26:GLU:HA	2.03	0.55
3:M:82:PRO:HD2	3:M:85:TYR:HD2	1.72	0.55
3:M:428:ALA:C	3:M:601:ASP:CA	2.72	0.55
2:C:147:MET:SD	3:M:793:ARG:CD	2.94	0.55
3:M:738:MET:HG3	3:M:739:ASP:H	1.71	0.55
2:C:89:GLU:HG2	3:M:743:ALA:C	2.26	0.55
2:C:140:GLU:HG2	3:M:738:MET:CB	2.31	0.55
3:M:82:PRO:HD2	3:M:85:TYR:HD2	1.72	0.55
3:M:428:ALA:C	3:M:601:ASP:CA	2.72	0.55
2:C:137:ILE:HG22	2:C:142:PHE:HZ	1.72	0.55
3:M:82:PRO:HD2	3:M:85:TYR:HD2	1.72	0.55
3:M:428:ALA:C	3:M:601:ASP:CA	2.72	0.55
1:B:42:ILE:HD12	1:B:80:PHE:CZ	2.41	0.55
3:M:738:MET:HG3	3:M:739:ASP:H	1.71	0.55
1:B:161:GLU:OE2	3:M:827:LYS:HD2	2.07	0.55
2:C:90:GLY:O	3:M:724:TYR:C	2.38	0.55
3:M:82:PRO:HD2	3:M:85:TYR:HD2	1.72	0.55
3:M:290:GLN:NE2	3:M:334:THR:OG1	2.40	0.55
3:M:738:MET:HG3	3:M:739:ASP:H	1.71	0.55

Continued on next page...

Continued from previous page...

Atom-1	Atom-2	Interatomic distance (Å)	Clash overlap (Å)
3:M:82:PRO:HD2	3:M:85:TYR:HD2	1.72	0.55
3:M:290:GLN:NE2	3:M:334:THR:OG1	2.40	0.55
1:B:161:GLU:OE2	3:M:827:LYS:HD2	2.07	0.55
1:B:84:PHE:HD2	3:M:829:TRP:HH2	1.53	0.55
3:M:82:PRO:HD2	3:M:85:TYR:HD2	1.72	0.55
3:M:290:GLN:NE2	3:M:334:THR:OG1	2.40	0.55
1:B:42:ILE:HD12	1:B:80:PHE:CZ	2.41	0.55
3:M:82:PRO:HD2	3:M:85:TYR:HD2	1.72	0.55
3:M:290:GLN:NE2	3:M:334:THR:OG1	2.40	0.55
3:M:82:PRO:HD2	3:M:85:TYR:HD2	1.72	0.55
3:M:290:GLN:NE2	3:M:334:THR:OG1	2.40	0.55
3:M:82:PRO:HD2	3:M:85:TYR:HD2	1.72	0.55
3:M:290:GLN:NE2	3:M:334:THR:OG1	2.40	0.55
1:B:77:PHE:HA	1:B:80:PHE:HD1	1.69	0.55
2:C:147:MET:SD	3:M:793:ARG:HG2	2.46	0.55
3:M:436:LYS:HE3	3:M:652:LEU:CD2	2.32	0.55
3:M:510:TRP:HB3	3:M:714:ARG:NH1	2.19	0.55
2:C:93:VAL:HG12	3:M:723:ARG:HA	1.87	0.55
2:C:147:MET:SD	3:M:793:ARG:HG2	2.47	0.55
1:B:137:TRP:HE3	1:B:144:VAL:CG1	2.20	0.55
2:C:114:LEU:N	3:M:26:GLU:OE1	2.39	0.55
3:M:436:LYS:HE3	3:M:652:LEU:CD2	2.32	0.55
2:C:17:PHE:CE1	3:M:806:MET:SD	2.93	0.55
2:C:137:ILE:HG22	2:C:142:PHE:HZ	1.72	0.55
3:M:436:LYS:HE3	3:M:652:LEU:CD2	2.32	0.55
1:B:137:TRP:HE3	1:B:144:VAL:CG1	2.20	0.55
2:C:147:MET:SD	3:M:793:ARG:HG2	2.46	0.55
3:M:436:LYS:HE3	3:M:652:LEU:CD2	2.32	0.55
1:B:77:PHE:HA	1:B:80:PHE:HD1	1.69	0.55
3:M:436:LYS:HE3	3:M:652:LEU:CD2	2.32	0.55
1:B:84:PHE:HD2	3:M:829:TRP:CZ3	2.24	0.55
3:M:271:GLU:OE2	3:M:476:GLU:CG	2.53	0.55
3:M:271:GLU:OE2	3:M:476:GLU:CG	2.53	0.55
3:M:32:PHE:CG	3:M:83:PRO:HD3	2.42	0.55
3:M:82:PRO:HD2	3:M:85:TYR:HD2	1.72	0.55
1:B:61:ASN:HA	1:B:64:LEU:HD12	1.86	0.55
2:C:108:ARG:HG2	2:C:127:MET:SD	2.47	0.55
3:M:271:GLU:OE2	3:M:476:GLU:CG	2.53	0.55
1:B:84:PHE:HD2	3:M:829:TRP:CZ3	2.24	0.55
3:M:271:GLU:OE2	3:M:476:GLU:CG	2.53	0.55
1:B:137:TRP:HE3	1:B:144:VAL:CG1	2.20	0.55

Continued on next page...

Continued from previous page...

Atom-1	Atom-2	Interatomic distance (Å)	Clash overlap (Å)
3:M:271:GLU:OE2	3:M:476:GLU:CG	2.53	0.55
3:M:738:MET:HG3	3:M:739:ASP:H	1.71	0.55
2:C:149:VAL:CG1	3:M:800:ARG:HB3	2.22	0.55
3:M:271:GLU:OE2	3:M:476:GLU:CG	2.53	0.55
1:B:161:GLU:OE2	3:M:827:LYS:HD2	2.07	0.55
3:M:305:ILE:HG22	3:M:312:TYR:CE2	2.42	0.55
3:M:305:ILE:HG22	3:M:312:TYR:CZ	2.42	0.55
3:M:345:ALA:O	3:M:349:THR:N	2.40	0.55
3:M:436:LYS:HE3	3:M:652:LEU:CD2	2.32	0.55
3:M:305:ILE:HG22	3:M:312:TYR:CE2	2.42	0.55
3:M:305:ILE:HG22	3:M:312:TYR:CZ	2.42	0.55
3:M:345:ALA:O	3:M:349:THR:N	2.40	0.55
3:M:436:LYS:HE3	3:M:652:LEU:CD2	2.32	0.55
2:C:147:MET:SD	3:M:793:ARG:CD	2.94	0.55
2:C:108:ARG:HG2	2:C:127:MET:SD	2.47	0.55
3:M:305:ILE:HG22	3:M:312:TYR:CE2	2.42	0.55
3:M:305:ILE:HG22	3:M:312:TYR:CZ	2.42	0.55
3:M:345:ALA:O	3:M:349:THR:N	2.40	0.55
3:M:436:LYS:HE3	3:M:652:LEU:CD2	2.32	0.55
2:C:147:MET:SD	3:M:793:ARG:HG2	2.46	0.55
3:M:305:ILE:HG22	3:M:312:TYR:CE2	2.42	0.55
3:M:305:ILE:HG22	3:M:312:TYR:CZ	2.42	0.55
3:M:345:ALA:O	3:M:349:THR:N	2.40	0.55
3:M:436:LYS:HE3	3:M:652:LEU:CD2	2.32	0.55
2:C:140:GLU:HB3	3:M:738:MET:CB	2.37	0.55
3:M:305:ILE:HG22	3:M:312:TYR:CE2	2.42	0.55
3:M:305:ILE:HG22	3:M:312:TYR:CZ	2.42	0.55
3:M:345:ALA:O	3:M:349:THR:N	2.40	0.55
3:M:436:LYS:HE3	3:M:652:LEU:CD2	2.32	0.55
1:B:161:GLU:OE2	3:M:827:LYS:HD2	2.07	0.55
3:M:305:ILE:HG22	3:M:312:TYR:CE2	2.42	0.55
3:M:305:ILE:HG22	3:M:312:TYR:CZ	2.42	0.55
3:M:345:ALA:O	3:M:349:THR:N	2.40	0.55
3:M:436:LYS:HE3	3:M:652:LEU:CD2	2.32	0.55
3:M:305:ILE:HG22	3:M:312:TYR:CE2	2.42	0.55
3:M:305:ILE:HG22	3:M:312:TYR:CZ	2.42	0.55
3:M:345:ALA:O	3:M:349:THR:N	2.40	0.55
3:M:436:LYS:HE3	3:M:652:LEU:CD2	2.32	0.55
1:B:84:PHE:HD2	3:M:829:TRP:CZ3	2.24	0.55
2:C:147:MET:HG3	3:M:733:PRO:CD	2.37	0.55
1:B:84:PHE:HD2	3:M:829:TRP:CZ3	2.24	0.55

Continued on next page...

Continued from previous page...

Atom-1	Atom-2	Interatomic distance (Å)	Clash overlap (Å)
3:M:305:ILE:HG22	3:M:312:TYR:CE2	2.42	0.55
3:M:305:ILE:HG22	3:M:312:TYR:CZ	2.42	0.55
3:M:345:ALA:O	3:M:349:THR:N	2.40	0.55
3:M:436:LYS:HE3	3:M:652:LEU:CD2	2.32	0.55
2:C:92:ARG:N	3:M:747:LEU:HB2	2.20	0.55
2:C:108:ARG:HG2	2:C:127:MET:SD	2.47	0.55
3:M:305:ILE:HG22	3:M:312:TYR:CE2	2.42	0.55
3:M:305:ILE:HG22	3:M:312:TYR:CE2	2.42	0.55
2:C:149:VAL:CG1	3:M:800:ARG:HB3	2.22	0.55
3:M:22:LYS:O	3:M:26:GLU:N	2.30	0.55
3:M:116:TYR:CE2	3:M:154:HIS:CD2	2.94	0.55
3:M:406:VAL:HG12	3:M:407:LYS:H	1.71	0.55
3:M:765:VAL:HG12	3:M:766:PHE:N	2.22	0.55
1:B:161:GLU:OE2	3:M:827:LYS:HD2	2.07	0.55
3:M:305:ILE:HG22	3:M:312:TYR:CE2	2.42	0.55
3:M:26:GLU:OE2	3:M:787:ILE:HG21	2.03	0.55
3:M:305:ILE:HG22	3:M:312:TYR:CE2	2.42	0.55
3:M:305:ILE:HG22	3:M:312:TYR:CE2	2.42	0.55
3:M:724:TYR:HE1	3:M:775:LEU:HB3	1.67	0.55
2:C:147:MET:SD	3:M:793:ARG:HG2	2.46	0.55
3:M:305:ILE:HG22	3:M:312:TYR:CE2	2.42	0.55
3:M:436:LYS:HZ1	3:M:652:LEU:HD11	1.71	0.55
2:C:147:MET:SD	3:M:793:ARG:HG2	2.47	0.55
3:M:436:LYS:HZ1	3:M:652:LEU:HD11	1.71	0.55
3:M:765:VAL:HG12	3:M:766:PHE:N	2.22	0.55
3:M:22:LYS:O	3:M:26:GLU:HG3	2.07	0.55
3:M:345:ALA:O	3:M:349:THR:N	2.40	0.55
3:M:738:MET:HG3	3:M:739:ASP:H	1.71	0.55
1:B:137:TRP:HE3	1:B:144:VAL:CG1	2.20	0.55
3:M:436:LYS:HZ1	3:M:652:LEU:HD11	1.71	0.55
3:M:436:LYS:HZ1	3:M:652:LEU:HD11	1.71	0.55
1:B:84:PHE:HD2	3:M:829:TRP:HH2	1.53	0.55
3:M:22:LYS:O	3:M:26:GLU:HG3	2.07	0.55
3:M:345:ALA:O	3:M:349:THR:N	2.40	0.55
2:C:147:MET:SD	3:M:793:ARG:HG2	2.46	0.55
3:M:436:LYS:HZ1	3:M:652:LEU:HD11	1.71	0.55
3:M:22:LYS:O	3:M:26:GLU:HG3	2.07	0.55
3:M:345:ALA:O	3:M:349:THR:N	2.40	0.55
3:M:436:LYS:HZ1	3:M:652:LEU:HD11	1.71	0.55
3:M:436:LYS:HZ1	3:M:652:LEU:HD11	1.71	0.55
2:C:61:LYS:HZ2	2:C:68:PHE:HD2	1.53	0.55

Continued on next page...

Continued from previous page...

Atom-1	Atom-2	Interatomic distance (Å)	Clash overlap (Å)
2:C:137:ILE:HG22	2:C:142:PHE:HZ	1.72	0.55
3:M:22:LYS:O	3:M:26:GLU:HG3	2.07	0.55
3:M:345:ALA:O	3:M:349:THR:N	2.40	0.55
3:M:765:VAL:HG12	3:M:766:PHE:N	2.22	0.55
3:M:22:LYS:O	3:M:26:GLU:HG3	2.07	0.55
3:M:345:ALA:O	3:M:349:THR:N	2.40	0.55
2:C:50:LEU:O	2:C:57:GLU:HB2	2.07	0.55
2:C:137:ILE:HG22	2:C:142:PHE:HZ	1.72	0.55
3:M:436:LYS:HZ1	3:M:652:LEU:HD11	1.71	0.55
2:C:137:ILE:HG22	2:C:142:PHE:HZ	1.72	0.55
2:C:141:ALA:HB3	3:M:737:PHE:N	2.19	0.55
2:C:146:ILE:CB	3:M:733:PRO:HD3	2.37	0.55
3:M:292:MET:HE1	3:M:309:PRO:CD	2.37	0.55
3:M:723:ARG:HH11	3:M:723:ARG:CG	2.20	0.55
3:M:292:MET:HE1	3:M:309:PRO:CD	2.37	0.55
3:M:302:MET:HG2	3:M:303:LEU:HD13	1.88	0.55
3:M:292:MET:HE1	3:M:309:PRO:CD	2.37	0.55
3:M:510:TRP:CH2	3:M:711:PHE:CE2	2.95	0.55
1:B:161:GLU:OE2	3:M:827:LYS:HD2	2.07	0.55
3:M:150:GLU:N	3:M:718:ALA:CB	2.70	0.55
3:M:292:MET:HE1	3:M:309:PRO:CD	2.37	0.55
3:M:292:MET:HE1	3:M:309:PRO:CD	2.37	0.55
1:B:137:TRP:HE3	1:B:144:VAL:CG1	2.20	0.55
3:M:292:MET:HE1	3:M:309:PRO:CD	2.37	0.55
1:B:98:MET:SD	1:B:154:CYS:SG	3.05	0.55
3:M:7:MET:HE3	3:M:14:ALA:CB	2.36	0.55
3:M:82:PRO:HD2	3:M:85:TYR:HD2	1.72	0.55
1:B:137:TRP:HE3	1:B:144:VAL:CG1	2.20	0.55
3:M:7:MET:HE3	3:M:14:ALA:CB	2.36	0.55
3:M:82:PRO:HD2	3:M:85:TYR:HD2	1.72	0.55
2:C:50:LEU:O	2:C:57:GLU:HB2	2.07	0.55
1:B:42:ILE:HD12	1:B:80:PHE:CZ	2.41	0.55
3:M:7:MET:HE3	3:M:14:ALA:CB	2.36	0.55
3:M:82:PRO:HD2	3:M:85:TYR:HD2	1.72	0.55
2:C:107:LEU:O	3:M:22:LYS:CE	2.54	0.55
2:C:84:PHE:C	3:M:732:ILE:N	2.60	0.55
2:C:92:ARG:HA	3:M:22:LYS:CB	2.36	0.55
3:M:7:MET:HE3	3:M:14:ALA:CB	2.36	0.55
3:M:34:ALA:HB1	3:M:778:MET:HE3	1.88	0.55
3:M:82:PRO:HD2	3:M:85:TYR:HD2	1.72	0.55
2:C:108:ARG:HG2	2:C:127:MET:SD	2.47	0.55

Continued on next page...

Continued from previous page...

Atom-1	Atom-2	Interatomic distance (Å)	Clash overlap (Å)
3:M:738:MET:HG3	3:M:739:ASP:H	1.71	0.55
1:B:137:TRP:HE3	1:B:144:VAL:CG1	2.20	0.55
2:C:147:MET:SD	3:M:793:ARG:HG2	2.47	0.55
3:M:7:MET:HE3	3:M:14:ALA:CB	2.36	0.55
3:M:82:PRO:HD2	3:M:85:TYR:HD2	1.72	0.55
3:M:7:MET:HE3	3:M:14:ALA:CB	2.36	0.55
3:M:82:PRO:HD2	3:M:85:TYR:HD2	1.72	0.55
2:C:50:LEU:O	2:C:57:GLU:HB2	2.07	0.55
2:C:147:MET:SD	3:M:793:ARG:HG2	2.46	0.55
3:M:7:MET:HE3	3:M:14:ALA:CB	2.36	0.55
3:M:82:PRO:HD2	3:M:85:TYR:HD2	1.72	0.55
2:C:147:MET:SD	3:M:793:ARG:HG2	2.46	0.55
3:M:267:THR:OG1	3:M:442:VAL:HG21	2.04	0.55
3:M:305:ILE:HG22	3:M:312:TYR:CZ	2.42	0.55
3:M:738:MET:HG3	3:M:739:ASP:H	1.71	0.55
1:B:137:TRP:HE3	1:B:144:VAL:CG1	2.20	0.55
1:B:137:TRP:HE3	1:B:144:VAL:CG1	2.20	0.55
2:C:102:VAL:N	3:M:11:GLY:CA	2.70	0.55
2:C:108:ARG:HG2	2:C:127:MET:SD	2.47	0.55
2:C:136:CYS:HA	3:M:11:GLY:C	2.24	0.55
1:B:42:ILE:HD12	1:B:80:PHE:CZ	2.41	0.55
2:C:108:ARG:HG2	2:C:127:MET:SD	2.47	0.55
2:C:93:VAL:HG21	3:M:726:VAL:CG2	2.37	0.55
2:C:50:LEU:O	2:C:57:GLU:HB2	2.07	0.55
2:C:92:ARG:CD	3:M:736:GLN:NE2	2.48	0.55
3:M:290:GLN:NE2	3:M:334:THR:OG1	2.40	0.55
3:M:290:GLN:NE2	3:M:334:THR:OG1	2.40	0.55
2:C:95:ASP:HB2	2:C:101:THR:O	2.06	0.55
3:M:290:GLN:NE2	3:M:334:THR:OG1	2.40	0.55
3:M:290:GLN:NE2	3:M:334:THR:OG1	2.40	0.55
2:C:147:MET:HG3	3:M:733:PRO:CD	2.37	0.55
3:M:290:GLN:NE2	3:M:334:THR:OG1	2.40	0.55
3:M:765:VAL:HG12	3:M:766:PHE:N	2.22	0.55
2:C:95:ASP:HB2	2:C:101:THR:O	2.06	0.55
3:M:783:LEU:O	3:M:787:ILE:N	2.28	0.55
2:C:50:LEU:O	2:C:57:GLU:HB2	2.07	0.55
3:M:290:GLN:NE2	3:M:334:THR:OG1	2.40	0.55
2:C:137:ILE:HG22	2:C:142:PHE:HZ	1.72	0.55
3:M:290:GLN:NE2	3:M:334:THR:OG1	2.40	0.55
1:B:137:TRP:HE3	1:B:144:VAL:CG1	2.20	0.55
2:C:50:LEU:O	2:C:57:GLU:HB2	2.07	0.55

Continued on next page...

Continued from previous page...

Atom-1	Atom-2	Interatomic distance (Å)	Clash overlap (Å)
3:M:765:VAL:HG12	3:M:766:PHE:N	2.22	0.55
3:M:290:GLN:NE2	3:M:334:THR:OG1	2.40	0.55
1:B:98:MET:SD	1:B:154:CYS:SG	3.05	0.54
3:M:127:ASN:ND2	3:M:128:PRO:HD2	2.17	0.54
1:B:42:ILE:HD12	1:B:80:PHE:CZ	2.41	0.54
3:M:127:ASN:ND2	3:M:128:PRO:HD2	2.17	0.54
2:C:108:ARG:HG2	2:C:127:MET:SD	2.47	0.54
3:M:290:GLN:NE2	3:M:334:THR:OG1	2.40	0.54
3:M:305:ILE:HG22	3:M:312:TYR:CE2	2.42	0.54
3:M:127:ASN:ND2	3:M:128:PRO:HD2	2.17	0.54
3:M:765:VAL:HG12	3:M:766:PHE:N	2.22	0.54
2:C:109:HIS:NE2	3:M:113:TRP:CE3	2.75	0.54
3:M:127:ASN:ND2	3:M:128:PRO:HD2	2.17	0.54
3:M:127:ASN:ND2	3:M:128:PRO:HD2	2.17	0.54
3:M:755:HIS:HA	3:M:758:TYR:HE1	1.64	0.54
3:M:127:ASN:ND2	3:M:128:PRO:HD2	2.17	0.54
2:C:95:ASP:HB2	2:C:101:THR:O	2.06	0.54
3:M:32:PHE:CG	3:M:83:PRO:HD3	2.41	0.54
3:M:267:THR:OG1	3:M:442:VAL:HG22	2.07	0.54
3:M:406:VAL:HG12	3:M:407:LYS:H	1.71	0.54
3:M:723:ARG:HH11	3:M:723:ARG:CG	2.20	0.54
3:M:32:PHE:CG	3:M:83:PRO:HD3	2.41	0.54
3:M:267:THR:OG1	3:M:442:VAL:HG22	2.07	0.54
3:M:406:VAL:HG12	3:M:407:LYS:H	1.71	0.54
3:M:32:PHE:CG	3:M:83:PRO:HD3	2.42	0.54
3:M:305:ILE:HG22	3:M:312:TYR:CZ	2.42	0.54
3:M:32:PHE:CG	3:M:83:PRO:HD3	2.41	0.54
3:M:267:THR:OG1	3:M:442:VAL:HG22	2.07	0.54
3:M:406:VAL:HG12	3:M:407:LYS:H	1.71	0.54
3:M:723:ARG:HH11	3:M:723:ARG:CG	2.20	0.54
3:M:32:PHE:CG	3:M:83:PRO:HD3	2.41	0.54
3:M:267:THR:OG1	3:M:442:VAL:HG22	2.07	0.54
3:M:406:VAL:HG12	3:M:407:LYS:H	1.71	0.54
2:C:39:GLN:HB2	2:C:79:LYS:CD	2.36	0.54
3:M:32:PHE:CG	3:M:83:PRO:HD3	2.42	0.54
3:M:305:ILE:HG22	3:M:312:TYR:CZ	2.42	0.54
2:C:103:MET:CB	3:M:19:LYS:CE	2.65	0.54
3:M:267:THR:OG1	3:M:442:VAL:HG22	2.07	0.54
3:M:406:VAL:HG12	3:M:407:LYS:H	1.71	0.54
3:M:804:ARG:HG2	3:M:808:GLU:HG3	1.89	0.54
3:M:32:PHE:CG	3:M:83:PRO:HD3	2.42	0.54

Continued on next page...

Continued from previous page...

Atom-1	Atom-2	Interatomic distance (Å)	Clash overlap (Å)
3:M:305:ILE:HG22	3:M:312:TYR:CZ	2.42	0.54
3:M:508:ILE:CD1	3:M:714:ARG:NE	2.70	0.54
3:M:32:PHE:CG	3:M:83:PRO:HD3	2.41	0.54
3:M:267:THR:OG1	3:M:442:VAL:HG22	2.07	0.54
3:M:406:VAL:HG12	3:M:407:LYS:H	1.71	0.54
3:M:32:PHE:CG	3:M:83:PRO:HD3	2.41	0.54
3:M:267:THR:OG1	3:M:442:VAL:HG22	2.07	0.54
3:M:406:VAL:HG12	3:M:407:LYS:H	1.71	0.54
3:M:723:ARG:HH11	3:M:723:ARG:CG	2.20	0.54
3:M:32:PHE:CG	3:M:83:PRO:HD3	2.42	0.54
3:M:305:ILE:HG22	3:M:312:TYR:CZ	2.42	0.54
3:M:32:PHE:CG	3:M:83:PRO:HD3	2.42	0.54
3:M:305:ILE:HG22	3:M:312:TYR:CZ	2.42	0.54
3:M:32:PHE:CG	3:M:83:PRO:HD3	2.41	0.54
3:M:267:THR:OG1	3:M:442:VAL:HG22	2.07	0.54
3:M:406:VAL:HG12	3:M:407:LYS:H	1.71	0.54
3:M:723:ARG:HH11	3:M:723:ARG:CG	2.20	0.54
3:M:417:GLN:HE21	3:M:543:PRO:HB3	1.72	0.54
3:M:765:VAL:HG12	3:M:766:PHE:N	2.22	0.54
3:M:417:GLN:HE21	3:M:543:PRO:HB3	1.72	0.54
3:M:723:ARG:HH11	3:M:723:ARG:CG	2.20	0.54
3:M:417:GLN:HE21	3:M:543:PRO:HB3	1.72	0.54
3:M:92:ALA:HB1	3:M:713:SER:CB	2.37	0.54
3:M:417:GLN:HE21	3:M:543:PRO:HB3	1.72	0.54
1:B:98:MET:SD	1:B:154:CYS:SG	3.05	0.54
2:C:39:GLN:HB2	2:C:79:LYS:CD	2.36	0.54
3:M:417:GLN:HE21	3:M:543:PRO:HB3	1.72	0.54
2:C:89:GLU:HA	3:M:725:ARG:HH12	0.71	0.54
2:C:108:ARG:HG2	2:C:127:MET:SD	2.47	0.54
3:M:417:GLN:HE21	3:M:543:PRO:HB3	1.72	0.54
3:M:723:ARG:HH11	3:M:723:ARG:CG	2.20	0.54
2:C:147:MET:SD	3:M:793:ARG:HG2	2.47	0.54
2:C:108:ARG:HG2	2:C:127:MET:SD	2.47	0.54
3:M:10:PHE:O	3:M:12:GLU:N	2.41	0.54
3:M:290:GLN:NE2	3:M:334:THR:OG1	2.40	0.54
3:M:305:ILE:HG22	3:M:312:TYR:CE2	2.42	0.54
3:M:724:TYR:HE1	3:M:775:LEU:HB3	1.68	0.54
3:M:794:CYS:O	3:M:798:LEU:N	2.36	0.54
1:B:98:MET:SD	1:B:154:CYS:SG	3.05	0.54
2:C:50:LEU:O	2:C:57:GLU:HB2	2.07	0.54
3:M:783:LEU:O	3:M:787:ILE:N	2.28	0.54

Continued on next page...

Continued from previous page...

Atom-1	Atom-2	Interatomic distance (Å)	Clash overlap (Å)
1:B:161:GLU:OE2	3:M:827:LYS:HD2	2.07	0.54
2:C:140:GLU:HG2	3:M:738:MET:CB	2.31	0.54
3:M:10:PHE:O	3:M:12:GLU:N	2.41	0.54
3:M:290:GLN:NE2	3:M:334:THR:OG1	2.40	0.54
3:M:305:ILE:HG22	3:M:312:TYR:CE2	2.42	0.54
3:M:29:ASN:OD1	3:M:725:ARG:CD	2.54	0.54
2:C:50:LEU:O	2:C:57:GLU:HB2	2.07	0.54
3:M:10:PHE:O	3:M:12:GLU:N	2.41	0.54
3:M:290:GLN:NE2	3:M:334:THR:OG1	2.40	0.54
3:M:305:ILE:HG22	3:M:312:TYR:CE2	2.42	0.54
3:M:804:ARG:O	3:M:808:GLU:CB	2.55	0.54
2:C:108:ARG:HG2	2:C:127:MET:SD	2.47	0.54
3:M:10:PHE:O	3:M:12:GLU:N	2.41	0.54
3:M:290:GLN:NE2	3:M:334:THR:OG1	2.40	0.54
3:M:305:ILE:HG22	3:M:312:TYR:CE2	2.42	0.54
3:M:10:PHE:O	3:M:12:GLU:N	2.41	0.54
3:M:290:GLN:NE2	3:M:334:THR:OG1	2.40	0.54
3:M:305:ILE:HG22	3:M:312:TYR:CE2	2.42	0.54
2:C:39:GLN:HB2	2:C:79:LYS:CD	2.36	0.54
3:M:10:PHE:O	3:M:12:GLU:N	2.41	0.54
3:M:126:VAL:HG13	3:M:675:ILE:HG22	1.90	0.54
3:M:305:ILE:HG22	3:M:312:TYR:CZ	2.42	0.54
3:M:406:VAL:HG12	3:M:407:LYS:H	1.71	0.54
3:M:10:PHE:O	3:M:12:GLU:N	2.41	0.54
3:M:126:VAL:HG13	3:M:675:ILE:HG22	1.90	0.54
3:M:305:ILE:HG22	3:M:312:TYR:CZ	2.42	0.54
3:M:406:VAL:HG12	3:M:407:LYS:H	1.71	0.54
3:M:791:GLN:O	3:M:794:CYS:HB2	2.08	0.54
1:B:87:LYS:HZ1	3:M:829:TRP:HE1	1.49	0.54
1:B:137:TRP:HE3	1:B:144:VAL:CG1	2.20	0.54
3:M:38:VAL:CB	3:M:52:ILE:HD11	2.38	0.54
3:M:345:ALA:O	3:M:349:THR:N	2.40	0.54
3:M:10:PHE:O	3:M:12:GLU:N	2.41	0.54
3:M:126:VAL:HG13	3:M:675:ILE:HG22	1.90	0.54
3:M:305:ILE:HG22	3:M:312:TYR:CZ	2.42	0.54
3:M:406:VAL:HG12	3:M:407:LYS:H	1.71	0.54
2:C:110:VAL:H	3:M:19:LYS:HZ2	1.54	0.54
2:C:137:ILE:HG22	2:C:142:PHE:HZ	1.72	0.54
3:M:126:VAL:HG13	3:M:675:ILE:HG22	1.90	0.54
3:M:305:ILE:HG22	3:M:312:TYR:CZ	2.42	0.54
3:M:406:VAL:HG12	3:M:407:LYS:H	1.71	0.54

Continued on next page...

Continued from previous page...

Atom-1	Atom-2	Interatomic distance (Å)	Clash overlap (Å)
2:C:50:LEU:O	2:C:57:GLU:HB2	2.07	0.54
3:M:10:PHE:O	3:M:12:GLU:N	2.41	0.54
3:M:126:VAL:HG13	3:M:675:ILE:HG22	1.90	0.54
3:M:305:ILE:HG22	3:M:312:TYR:CZ	2.42	0.54
3:M:406:VAL:HG12	3:M:407:LYS:H	1.71	0.54
3:M:765:VAL:HG12	3:M:766:PHE:N	2.22	0.54
3:M:10:PHE:O	3:M:12:GLU:N	2.41	0.54
3:M:126:VAL:HG13	3:M:675:ILE:HG22	1.90	0.54
3:M:305:ILE:HG22	3:M:312:TYR:CZ	2.42	0.54
3:M:406:VAL:HG12	3:M:407:LYS:H	1.71	0.54
1:B:42:ILE:HD12	1:B:80:PHE:CZ	2.41	0.54
1:B:84:PHE:HD2	3:M:829:TRP:HH2	1.53	0.54
2:C:39:GLN:HB2	2:C:79:LYS:CD	2.36	0.54
3:M:791:GLN:O	3:M:794:CYS:HB2	2.08	0.54
3:M:794:CYS:O	3:M:798:LEU:N	2.37	0.54
3:M:126:VAL:HG13	3:M:675:ILE:HG22	1.89	0.54
3:M:267:THR:OG1	3:M:442:VAL:HG22	2.07	0.54
2:C:50:LEU:O	2:C:57:GLU:HB2	2.07	0.54
2:C:89:GLU:HG2	3:M:743:ALA:C	2.26	0.54
3:M:126:VAL:HG13	3:M:675:ILE:HG22	1.89	0.54
3:M:267:THR:OG1	3:M:442:VAL:HG22	2.07	0.54
1:B:137:TRP:HE3	1:B:144:VAL:CG1	2.20	0.54
3:M:32:PHE:HA	3:M:781:ASP:C	2.27	0.54
3:M:126:VAL:HG13	3:M:675:ILE:HG22	1.89	0.54
3:M:267:THR:OG1	3:M:442:VAL:HG22	2.07	0.54
3:M:765:VAL:HG12	3:M:766:PHE:N	2.22	0.54
3:M:126:VAL:HG13	3:M:675:ILE:HG22	1.89	0.54
3:M:267:THR:OG1	3:M:442:VAL:HG22	2.07	0.54
3:M:791:GLN:O	3:M:794:CYS:HB2	2.08	0.54
3:M:126:VAL:HG13	3:M:675:ILE:HG22	1.89	0.54
3:M:267:THR:OG1	3:M:442:VAL:HG22	2.07	0.54
3:M:723:ARG:HH11	3:M:723:ARG:CG	2.20	0.54
3:M:813:ILE:O	3:M:817:GLN:N	2.30	0.54
2:C:108:ARG:HG2	2:C:127:MET:SD	2.47	0.54
3:M:38:VAL:CB	3:M:52:ILE:HD11	2.38	0.54
3:M:791:GLN:O	3:M:794:CYS:HB2	2.08	0.54
1:B:137:TRP:HE3	1:B:144:VAL:CG1	2.20	0.54
3:M:38:VAL:CB	3:M:52:ILE:HD11	2.38	0.54
3:M:292:MET:HE3	3:M:309:PRO:CA	2.36	0.54
3:M:38:VAL:CB	3:M:52:ILE:HD11	2.38	0.54
3:M:38:VAL:CB	3:M:52:ILE:HD11	2.38	0.54

Continued on next page...

Continued from previous page...

Atom-1	Atom-2	Interatomic distance (Å)	Clash overlap (Å)
3:M:765:VAL:HG12	3:M:766:PHE:N	2.22	0.54
3:M:791:GLN:O	3:M:794:CYS:HB2	2.08	0.54
3:M:38:VAL:CB	3:M:52:ILE:HD11	2.38	0.54
2:C:50:LEU:O	2:C:57:GLU:HB2	2.07	0.54
3:M:38:VAL:CB	3:M:52:ILE:HD11	2.38	0.54
3:M:126:VAL:HG13	3:M:675:ILE:HG22	1.90	0.54
3:M:428:ALA:C	3:M:601:ASP:CA	2.72	0.54
3:M:546:THR:HB	3:M:549:SER:H	1.71	0.54
2:C:50:LEU:O	2:C:57:GLU:HB2	2.07	0.54
3:M:126:VAL:HG13	3:M:675:ILE:HG22	1.90	0.54
3:M:428:ALA:C	3:M:601:ASP:CA	2.72	0.54
3:M:546:THR:HB	3:M:549:SER:H	1.71	0.54
2:C:116:GLU:OE2	3:M:788:THR:HG23	2.08	0.54
3:M:109:ARG:O	3:M:114:MET:N	2.37	0.54
3:M:292:MET:HE1	3:M:309:PRO:CD	2.37	0.54
3:M:765:VAL:HG12	3:M:766:PHE:N	2.22	0.54
3:M:791:GLN:O	3:M:794:CYS:HB2	2.08	0.54
3:M:126:VAL:HG13	3:M:675:ILE:HG22	1.90	0.54
3:M:428:ALA:C	3:M:601:ASP:CA	2.72	0.54
3:M:546:THR:HB	3:M:549:SER:H	1.71	0.54
1:B:161:GLU:OE2	3:M:827:LYS:HD2	2.07	0.54
3:M:25:ILE:HD13	3:M:783:LEU:HG	1.90	0.54
3:M:126:VAL:HG13	3:M:675:ILE:HG22	1.90	0.54
3:M:428:ALA:C	3:M:601:ASP:CA	2.72	0.54
3:M:546:THR:HB	3:M:549:SER:H	1.71	0.54
3:M:765:VAL:HG12	3:M:766:PHE:N	2.22	0.54
3:M:109:ARG:O	3:M:114:MET:N	2.37	0.54
3:M:292:MET:HE1	3:M:309:PRO:CD	2.37	0.54
1:B:42:ILE:HD12	1:B:80:PHE:CZ	2.41	0.54
3:M:82:PRO:HB3	3:M:727:LEU:CD2	2.37	0.54
3:M:126:VAL:HG13	3:M:675:ILE:HG22	1.90	0.54
3:M:428:ALA:C	3:M:601:ASP:CA	2.72	0.54
3:M:546:THR:HB	3:M:549:SER:H	1.71	0.54
3:M:109:ARG:O	3:M:114:MET:N	2.37	0.54
3:M:292:MET:HE1	3:M:309:PRO:CD	2.37	0.54
3:M:126:VAL:HG13	3:M:675:ILE:HG22	1.90	0.54
3:M:428:ALA:C	3:M:601:ASP:CA	2.72	0.54
3:M:546:THR:HB	3:M:549:SER:H	1.71	0.54
3:M:805:ARG:CA	3:M:808:GLU:HB2	2.32	0.54
3:M:126:VAL:HG13	3:M:675:ILE:HG22	1.90	0.54
3:M:428:ALA:C	3:M:601:ASP:CA	2.72	0.54

Continued on next page...

Continued from previous page...

Atom-1	Atom-2	Interatomic distance (Å)	Clash overlap (Å)
3:M:546:THR:HB	3:M:549:SER:H	1.71	0.54
3:M:109:ARG:O	3:M:114:MET:N	2.37	0.54
3:M:292:MET:HE1	3:M:309:PRO:CD	2.37	0.54
3:M:109:ARG:O	3:M:114:MET:N	2.37	0.54
3:M:292:MET:HE1	3:M:309:PRO:CD	2.37	0.54
3:M:126:VAL:HG13	3:M:675:ILE:HG22	1.90	0.54
3:M:428:ALA:C	3:M:601:ASP:CA	2.72	0.54
3:M:546:THR:HB	3:M:549:SER:H	1.71	0.54
2:C:91:LEU:O	3:M:725:ARG:CB	2.55	0.54
2:C:147:MET:SD	3:M:793:ARG:CD	2.93	0.54
3:M:267:THR:OG1	3:M:442:VAL:HG22	2.07	0.54
3:M:302:MET:HG2	3:M:303:LEU:HD13	1.88	0.54
1:B:84:PHE:HD2	3:M:829:TRP:CZ3	2.24	0.54
2:C:137:ILE:HG22	2:C:142:PHE:HZ	1.72	0.54
3:M:267:THR:OG1	3:M:442:VAL:HG22	2.07	0.54
3:M:302:MET:HG2	3:M:303:LEU:HD13	1.88	0.54
3:M:22:LYS:O	3:M:26:GLU:HG3	2.06	0.54
2:C:137:ILE:HG22	2:C:142:PHE:HZ	1.72	0.54
3:M:267:THR:OG1	3:M:442:VAL:HG22	2.07	0.54
3:M:302:MET:HG2	3:M:303:LEU:HD13	1.88	0.54
2:C:92:ARG:HB3	3:M:6:GLU:HG3	1.89	0.54
2:C:116:GLU:OE2	3:M:788:THR:HG23	2.08	0.54
3:M:267:THR:OG1	3:M:442:VAL:HG22	2.07	0.54
3:M:302:MET:HG2	3:M:303:LEU:HD13	1.88	0.54
3:M:267:THR:OG1	3:M:442:VAL:HG22	2.07	0.54
3:M:302:MET:HG2	3:M:303:LEU:HD13	1.88	0.54
3:M:267:THR:OG1	3:M:442:VAL:HG22	2.07	0.54
3:M:302:MET:HG2	3:M:303:LEU:HD13	1.88	0.54
3:M:98:HIS:HB3	3:M:100:PRO:CD	2.25	0.54
3:M:778:MET:C	3:M:782:LYS:HB2	2.20	0.54
1:B:161:GLU:OE2	3:M:827:LYS:HD2	2.07	0.54
3:M:98:HIS:HB3	3:M:100:PRO:CD	2.25	0.54
3:M:723:ARG:HH11	3:M:723:ARG:CG	2.21	0.54
3:M:98:HIS:HB3	3:M:100:PRO:CD	2.25	0.54
3:M:98:HIS:HB3	3:M:100:PRO:CD	2.25	0.54
2:C:108:ARG:HG2	2:C:127:MET:SD	2.47	0.54
3:M:98:HIS:HB3	3:M:100:PRO:CD	2.25	0.54
3:M:738:MET:HG3	3:M:739:ASP:H	1.71	0.54
1:B:84:PHE:HD2	3:M:829:TRP:HH2	1.53	0.54
3:M:98:HIS:HB3	3:M:100:PRO:CD	2.25	0.54
3:M:506:GLU:HA	3:M:764:LYS:HE2	1.69	0.54

Continued on next page...

Continued from previous page...

Atom-1	Atom-2	Interatomic distance (Å)	Clash overlap (Å)
2:C:108:ARG:HG2	2:C:127:MET:SD	2.47	0.54
3:M:98:HIS:HB3	3:M:100:PRO:CD	2.25	0.54
3:M:738:MET:HG3	3:M:739:ASP:H	1.71	0.54
3:M:98:HIS:HB3	3:M:100:PRO:CD	2.25	0.54
2:C:39:GLN:HB2	2:C:79:LYS:CD	2.36	0.54
2:C:50:LEU:O	2:C:57:GLU:HB2	2.07	0.54
1:B:98:MET:SD	1:B:154:CYS:SG	3.05	0.54
3:M:510:TRP:HZ3	3:M:713:SER:O	1.91	0.54
2:C:50:LEU:O	2:C:57:GLU:HB2	2.07	0.54
2:C:102:VAL:H	3:M:11:GLY:N	2.05	0.54
1:B:84:PHE:HD2	3:M:829:TRP:CZ3	2.24	0.54
3:M:759:ARG:O	3:M:766:PHE:N	2.32	0.54
3:M:791:GLN:O	3:M:794:CYS:HB2	2.08	0.54
2:C:108:ARG:HG2	2:C:127:MET:SD	2.47	0.54
3:M:38:VAL:CB	3:M:52:ILE:HD11	2.38	0.54
3:M:493:HIS:ND1	3:M:514:ASP:OD2	2.41	0.54
3:M:765:VAL:HG12	3:M:766:PHE:N	2.22	0.54
3:M:38:VAL:CB	3:M:52:ILE:HD11	2.38	0.54
3:M:493:HIS:ND1	3:M:514:ASP:OD2	2.41	0.54
2:C:108:ARG:HG2	2:C:127:MET:SD	2.47	0.54
3:M:135:TYR:HD2	3:M:191:ARG:HG2	1.72	0.54
3:M:38:VAL:CB	3:M:52:ILE:HD11	2.38	0.54
3:M:493:HIS:ND1	3:M:514:ASP:OD2	2.41	0.54
3:M:765:VAL:HG12	3:M:766:PHE:N	2.22	0.54
3:M:38:VAL:CB	3:M:52:ILE:HD11	2.38	0.54
3:M:82:PRO:HD2	3:M:85:TYR:HD2	1.72	0.54
3:M:493:HIS:ND1	3:M:514:ASP:OD2	2.41	0.54
3:M:135:TYR:HD2	3:M:191:ARG:HG2	1.72	0.54
3:M:765:VAL:HG12	3:M:766:PHE:N	2.22	0.54
3:M:38:VAL:CB	3:M:52:ILE:HD11	2.38	0.54
3:M:493:HIS:ND1	3:M:514:ASP:OD2	2.41	0.54
3:M:791:GLN:O	3:M:794:CYS:HB2	2.08	0.54
3:M:803:TYR:CG	3:M:807:VAL:CG2	2.86	0.54
2:C:147:MET:SD	3:M:793:ARG:CD	2.94	0.54
3:M:135:TYR:HD2	3:M:191:ARG:HG2	1.72	0.54
1:B:161:GLU:OE2	3:M:827:LYS:HD2	2.07	0.54
3:M:38:VAL:CB	3:M:52:ILE:HD11	2.38	0.54
3:M:493:HIS:ND1	3:M:514:ASP:OD2	2.41	0.54
3:M:38:VAL:CB	3:M:52:ILE:HD11	2.38	0.54
3:M:493:HIS:ND1	3:M:514:ASP:OD2	2.41	0.54
3:M:765:VAL:HG12	3:M:766:PHE:N	2.22	0.54

Continued on next page...

Continued from previous page...

Atom-1	Atom-2	Interatomic distance (Å)	Clash overlap (Å)
3:M:791:GLN:O	3:M:794:CYS:HB2	2.08	0.54
2:C:140:GLU:CB	3:M:738:MET:CB	2.86	0.54
3:M:135:TYR:HD2	3:M:191:ARG:HG2	1.72	0.54
3:M:738:MET:HG3	3:M:739:ASP:H	1.71	0.54
2:C:39:GLN:HB2	2:C:79:LYS:CD	2.36	0.54
3:M:135:TYR:HD2	3:M:191:ARG:HG2	1.72	0.54
3:M:510:TRP:CZ3	3:M:711:PHE:CD1	2.88	0.54
3:M:742:LYS:O	3:M:745:GLU:HB2	2.08	0.54
3:M:38:VAL:CB	3:M:52:ILE:HD11	2.38	0.54
3:M:493:HIS:ND1	3:M:514:ASP:OD2	2.41	0.54
3:M:765:VAL:HG12	3:M:766:PHE:N	2.22	0.54
3:M:791:GLN:O	3:M:794:CYS:HB2	2.08	0.54
3:M:135:TYR:HD2	3:M:191:ARG:HG2	1.72	0.54
2:C:89:GLU:CD	3:M:730:SER:C	2.66	0.54
3:M:135:TYR:HD2	3:M:191:ARG:HG2	1.72	0.54
1:B:98:MET:SD	1:B:154:CYS:SG	3.05	0.54
2:C:147:MET:SD	3:M:793:ARG:CD	2.94	0.54
3:M:126:VAL:HG13	3:M:675:ILE:HG22	1.90	0.54
3:M:127:ASN:ND2	3:M:128:PRO:HD2	2.16	0.54
3:M:271:GLU:OE2	3:M:476:GLU:CG	2.53	0.54
3:M:546:THR:HB	3:M:549:SER:H	1.71	0.54
2:C:50:LEU:O	2:C:57:GLU:HB2	2.07	0.54
2:C:89:GLU:HA	3:M:725:ARG:NH1	2.22	0.54
3:M:135:TYR:HD2	3:M:191:ARG:HG2	1.72	0.54
3:M:709:LYS:C	3:M:710:GLY:HA2	2.27	0.54
3:M:803:TYR:O	3:M:807:VAL:HB	2.07	0.54
3:M:805:ARG:O	3:M:809:ARG:CG	2.56	0.54
3:M:135:TYR:HD2	3:M:191:ARG:HG2	1.72	0.54
3:M:502:GLU:CD	3:M:766:PHE:CD1	2.79	0.54
3:M:503:TYR:CE1	3:M:711:PHE:HD2	2.25	0.54
3:M:135:TYR:HD2	3:M:191:ARG:HG2	1.72	0.54
3:M:723:ARG:HH11	3:M:723:ARG:CG	2.20	0.54
3:M:805:ARG:O	3:M:809:ARG:CA	2.56	0.54
2:C:137:ILE:HG22	2:C:142:PHE:HZ	1.72	0.54
3:M:135:TYR:HD2	3:M:191:ARG:HG2	1.72	0.54
1:B:137:TRP:HE3	1:B:144:VAL:CG1	2.20	0.54
2:C:116:GLU:OE2	3:M:788:THR:HG23	2.08	0.54
2:C:137:ILE:HG22	2:C:142:PHE:HZ	1.72	0.54
3:M:404:PRO:CG	3:M:417:GLN:HG3	2.38	0.54
3:M:404:PRO:CG	3:M:417:GLN:HG3	2.38	0.54
3:M:725:ARG:HH22	3:M:736:GLN:HE21	1.26	0.54

Continued on next page...

Continued from previous page...

Atom-1	Atom-2	Interatomic distance (Å)	Clash overlap (Å)
1:B:137:TRP:HE3	1:B:144:VAL:CG1	2.20	0.54
3:M:38:VAL:CB	3:M:52:ILE:HD11	2.38	0.54
3:M:78:PHE:HB3	3:M:98:HIS:NE2	2.22	0.54
3:M:493:HIS:ND1	3:M:514:ASP:OD2	2.41	0.54
2:C:50:LEU:O	2:C:57:GLU:HB2	2.07	0.54
3:M:404:PRO:CG	3:M:417:GLN:HG3	2.38	0.54
3:M:404:PRO:CG	3:M:417:GLN:HG3	2.38	0.54
3:M:791:GLN:O	3:M:794:CYS:HB2	2.08	0.54
3:M:38:VAL:CB	3:M:52:ILE:HD11	2.38	0.54
3:M:78:PHE:HB3	3:M:98:HIS:NE2	2.22	0.54
3:M:493:HIS:ND1	3:M:514:ASP:OD2	2.41	0.54
3:M:727:LEU:CD1	3:M:786:ILE:HD11	2.38	0.54
1:B:161:GLU:OE2	3:M:827:LYS:HD2	2.07	0.54
2:C:50:LEU:O	2:C:57:GLU:HB2	2.07	0.54
3:M:404:PRO:CG	3:M:417:GLN:HG3	2.38	0.54
3:M:742:LYS:O	3:M:745:GLU:HB2	2.08	0.54
3:M:38:VAL:CB	3:M:52:ILE:HD11	2.38	0.54
3:M:78:PHE:HB3	3:M:98:HIS:NE2	2.22	0.54
3:M:493:HIS:ND1	3:M:514:ASP:OD2	2.41	0.54
3:M:742:LYS:O	3:M:745:GLU:HB2	2.08	0.54
1:B:84:PHE:HD2	3:M:829:TRP:CZ3	2.24	0.54
3:M:404:PRO:CG	3:M:417:GLN:HG3	2.38	0.54
3:M:404:PRO:CG	3:M:417:GLN:HG3	2.38	0.54
1:B:161:GLU:OE2	3:M:827:LYS:HD2	2.07	0.54
2:C:39:GLN:HB2	2:C:79:LYS:CD	2.36	0.54
2:C:87:PHE:CZ	3:M:728:ASN:CA	2.89	0.54
2:C:116:GLU:OE2	3:M:788:THR:HG23	2.08	0.54
3:M:38:VAL:CB	3:M:52:ILE:HD11	2.38	0.54
3:M:78:PHE:HB3	3:M:98:HIS:NE2	2.22	0.54
3:M:493:HIS:ND1	3:M:514:ASP:OD2	2.41	0.54
3:M:723:ARG:HH11	3:M:723:ARG:CG	2.20	0.54
3:M:38:VAL:CB	3:M:52:ILE:HD11	2.38	0.54
3:M:78:PHE:HB3	3:M:98:HIS:NE2	2.22	0.54
3:M:493:HIS:ND1	3:M:514:ASP:OD2	2.41	0.54
3:M:508:ILE:HG21	3:M:714:ARG:NE	2.20	0.54
3:M:791:GLN:O	3:M:794:CYS:HB2	2.07	0.54
3:M:404:PRO:CG	3:M:417:GLN:HG3	2.38	0.54
1:B:137:TRP:HA	1:B:144:VAL:HG11	1.90	0.54
3:M:404:PRO:CG	3:M:417:GLN:HG3	2.38	0.54
3:M:730:SER:H	3:M:790:THR:HG21	1.30	0.54
1:B:161:GLU:OE2	3:M:827:LYS:HD2	2.07	0.54

Continued on next page...

Continued from previous page...

Atom-1	Atom-2	Interatomic distance (Å)	Clash overlap (Å)
2:C:50:LEU:O	2:C:57:GLU:HB2	2.07	0.54
3:M:404:PRO:CG	3:M:417:GLN:HG3	2.38	0.54
3:M:10:PHE:O	3:M:12:GLU:N	2.41	0.54
3:M:292:MET:HE1	3:M:309:PRO:CD	2.38	0.54
3:M:626:TYR:CD1	3:M:647:GLN:OE1	2.59	0.54
3:M:791:GLN:O	3:M:794:CYS:HB2	2.08	0.54
3:M:404:PRO:CG	3:M:417:GLN:HG3	2.38	0.54
3:M:723:ARG:HH11	3:M:723:ARG:CG	2.20	0.54
3:M:149:GLN:CD	3:M:717:TYR:C	2.57	0.54
3:M:404:PRO:CG	3:M:417:GLN:HG3	2.38	0.54
3:M:404:PRO:CG	3:M:417:GLN:HG3	2.38	0.54
1:B:124:GLN:CG	2:C:16:LEU:CB	2.84	0.54
1:B:137:TRP:HA	1:B:144:VAL:HG11	1.90	0.54
2:C:147:MET:SD	3:M:793:ARG:CD	2.93	0.54
3:M:404:PRO:CG	3:M:417:GLN:HG3	2.38	0.54
3:M:10:PHE:O	3:M:12:GLU:N	2.41	0.54
2:C:116:GLU:OE2	3:M:788:THR:HG23	2.08	0.54
3:M:10:PHE:O	3:M:12:GLU:N	2.41	0.54
1:B:87:LYS:HE3	3:M:829:TRP:CZ2	2.39	0.54
2:C:39:GLN:HB2	2:C:79:LYS:CD	2.36	0.54
3:M:271:GLU:OE2	3:M:476:GLU:CG	2.53	0.54
3:M:277:PHE:CG	3:M:278:GLN:N	2.76	0.54
3:M:10:PHE:O	3:M:12:GLU:N	2.41	0.54
2:C:108:ARG:HG2	2:C:127:MET:SD	2.47	0.54
3:M:10:PHE:O	3:M:12:GLU:N	2.41	0.54
1:B:137:TRP:HA	1:B:144:VAL:HG11	1.90	0.54
2:C:147:MET:SD	3:M:793:ARG:CD	2.94	0.54
3:M:271:GLU:OE2	3:M:476:GLU:CG	2.53	0.54
3:M:277:PHE:CG	3:M:278:GLN:N	2.76	0.54
3:M:791:GLN:O	3:M:794:CYS:HB2	2.08	0.54
3:M:10:PHE:O	3:M:12:GLU:N	2.41	0.54
3:M:29:ASN:CG	3:M:725:ARG:CB	2.62	0.54
3:M:37:SER:HB2	3:M:777:GLU:HG3	1.89	0.54
1:B:87:LYS:HD2	3:M:829:TRP:CE3	2.38	0.54
3:M:271:GLU:OE2	3:M:476:GLU:CG	2.53	0.54
3:M:277:PHE:CG	3:M:278:GLN:N	2.76	0.54
3:M:804:ARG:O	3:M:808:GLU:N	2.40	0.54
3:M:10:PHE:O	3:M:12:GLU:N	2.41	0.54
3:M:805:ARG:HA	3:M:809:ARG:HG3	1.90	0.54
3:M:10:PHE:O	3:M:12:GLU:N	2.41	0.54
3:M:271:GLU:OE2	3:M:476:GLU:CG	2.53	0.54

Continued on next page...

Continued from previous page...

Atom-1	Atom-2	Interatomic distance (Å)	Clash overlap (Å)
3:M:277:PHE:CG	3:M:278:GLN:N	2.76	0.54
1:B:98:MET:SD	1:B:154:CYS:SG	3.05	0.54
3:M:271:GLU:OE2	3:M:476:GLU:CG	2.53	0.54
3:M:277:PHE:CG	3:M:278:GLN:N	2.76	0.54
3:M:10:PHE:O	3:M:12:GLU:N	2.41	0.54
2:C:91:LEU:O	3:M:725:ARG:N	2.41	0.54
2:C:93:VAL:CG2	3:M:724:TYR:CG	2.81	0.54
3:M:404:PRO:CG	3:M:417:GLN:HG3	2.38	0.54
3:M:510:TRP:CH2	3:M:711:PHE:HE2	2.26	0.54
2:C:39:GLN:HB2	2:C:79:LYS:CD	2.36	0.54
3:M:779:ARG:HG3	3:M:783:LEU:HD11	1.89	0.54
1:B:101:PHE:CD2	3:M:816:ILE:HD13	2.15	0.54
3:M:109:ARG:O	3:M:114:MET:N	2.37	0.54
3:M:417:GLN:HE21	3:M:543:PRO:HB3	1.72	0.54
3:M:109:ARG:O	3:M:114:MET:N	2.37	0.54
3:M:417:GLN:HE21	3:M:543:PRO:HB3	1.72	0.54
3:M:404:PRO:CG	3:M:417:GLN:HG3	2.38	0.54
3:M:626:TYR:CD1	3:M:647:GLN:OE1	2.59	0.54
3:M:109:ARG:O	3:M:114:MET:N	2.37	0.54
3:M:417:GLN:HE21	3:M:543:PRO:HB3	1.72	0.54
3:M:109:ARG:O	3:M:114:MET:N	2.37	0.54
3:M:417:GLN:HE21	3:M:543:PRO:HB3	1.72	0.54
2:C:92:ARG:NE	3:M:721:LYS:NZ	2.42	0.54
3:M:404:PRO:CG	3:M:417:GLN:HG3	2.38	0.54
3:M:626:TYR:CD1	3:M:647:GLN:OE1	2.59	0.54
2:C:116:GLU:OE2	3:M:788:THR:HG23	2.08	0.54
3:M:109:ARG:O	3:M:114:MET:N	2.37	0.54
3:M:417:GLN:HE21	3:M:543:PRO:HB3	1.72	0.54
3:M:404:PRO:CG	3:M:417:GLN:HG3	2.38	0.54
3:M:626:TYR:CD1	3:M:647:GLN:OE1	2.59	0.54
3:M:109:ARG:O	3:M:114:MET:N	2.37	0.54
3:M:417:GLN:HE21	3:M:543:PRO:HB3	1.72	0.54
3:M:109:ARG:O	3:M:114:MET:N	2.37	0.54
3:M:417:GLN:HE21	3:M:543:PRO:HB3	1.72	0.54
1:B:137:TRP:HA	1:B:144:VAL:HG11	1.90	0.54
3:M:404:PRO:CG	3:M:417:GLN:HG3	2.38	0.54
3:M:626:TYR:CD1	3:M:647:GLN:OE1	2.59	0.54
3:M:742:LYS:O	3:M:745:GLU:HB2	2.08	0.54
3:M:404:PRO:CG	3:M:417:GLN:HG3	2.38	0.54
3:M:626:TYR:CD1	3:M:647:GLN:OE1	2.59	0.54
3:M:802:GLU:OE2	3:M:809:ARG:CZ	2.55	0.54

Continued on next page...

Continued from previous page...

Atom-1	Atom-2	Interatomic distance (Å)	Clash overlap (Å)
3:M:109:ARG:O	3:M:114:MET:N	2.37	0.54
3:M:417:GLN:HE21	3:M:543:PRO:HB3	1.72	0.54
3:M:267:THR:OG1	3:M:442:VAL:HG21	2.04	0.54
3:M:724:TYR:HE1	3:M:775:LEU:HB3	1.67	0.54
2:C:108:ARG:HG2	2:C:127:MET:SD	2.47	0.54
3:M:267:THR:OG1	3:M:442:VAL:HG21	2.04	0.54
3:M:765:VAL:HG12	3:M:766:PHE:N	2.22	0.54
3:M:742:LYS:O	3:M:745:GLU:HB2	2.08	0.54
3:M:267:THR:OG1	3:M:442:VAL:HG21	2.04	0.54
3:M:267:THR:OG1	3:M:442:VAL:HG21	2.04	0.54
3:M:502:GLU:CD	3:M:761:GLY:HA3	2.27	0.54
3:M:267:THR:OG1	3:M:442:VAL:HG21	2.04	0.54
1:B:124:GLN:CD	2:C:16:LEU:O	2.45	0.54
3:M:267:THR:OG1	3:M:442:VAL:HG21	2.04	0.54
3:M:765:VAL:HG12	3:M:766:PHE:N	2.22	0.54
3:M:470:PHE:O	3:M:473:ASN:ND2	2.40	0.54
3:M:470:PHE:O	3:M:473:ASN:ND2	2.40	0.54
3:M:32:PHE:CD1	3:M:83:PRO:HD3	2.43	0.54
3:M:470:PHE:O	3:M:473:ASN:ND2	2.40	0.54
2:C:116:GLU:OE2	3:M:788:THR:HG23	2.08	0.54
3:M:470:PHE:O	3:M:473:ASN:ND2	2.40	0.54
2:C:116:GLU:OE2	3:M:788:THR:HG23	2.08	0.54
3:M:32:PHE:CD1	3:M:83:PRO:HD3	2.43	0.54
2:C:108:ARG:HG2	2:C:127:MET:SD	2.47	0.54
3:M:470:PHE:O	3:M:473:ASN:ND2	2.40	0.54
3:M:759:ARG:O	3:M:766:PHE:N	2.32	0.54
3:M:32:PHE:CD1	3:M:83:PRO:HD3	2.43	0.54
3:M:765:VAL:HG12	3:M:766:PHE:N	2.22	0.54
2:C:137:ILE:HG22	2:C:142:PHE:HZ	1.72	0.54
3:M:470:PHE:O	3:M:473:ASN:ND2	2.40	0.54
3:M:738:MET:HG3	3:M:739:ASP:H	1.71	0.54
3:M:791:GLN:O	3:M:794:CYS:HB2	2.08	0.54
3:M:470:PHE:O	3:M:473:ASN:ND2	2.40	0.54
3:M:32:PHE:CD1	3:M:83:PRO:HD3	2.43	0.54
2:C:108:ARG:HG2	2:C:127:MET:SD	2.47	0.54
3:M:32:PHE:CD1	3:M:83:PRO:HD3	2.43	0.54
1:B:137:TRP:HE3	1:B:144:VAL:CG1	2.20	0.54
3:M:470:PHE:O	3:M:473:ASN:ND2	2.40	0.54
2:C:116:GLU:OE2	3:M:788:THR:HG23	2.08	0.53
2:C:90:GLY:C	3:M:725:ARG:HD3	2.29	0.53
2:C:116:GLU:OE2	3:M:788:THR:HG23	2.08	0.53

Continued on next page...

Continued from previous page...

Atom-1	Atom-2	Interatomic distance (Å)	Clash overlap (Å)
3:M:32:PHE:CD1	3:M:83:PRO:HD3	2.43	0.53
3:M:78:PHE:HB3	3:M:98:HIS:NE2	2.23	0.53
1:B:161:GLU:OE2	3:M:827:LYS:HD2	2.07	0.53
3:M:742:LYS:O	3:M:745:GLU:HB2	2.08	0.53
3:M:292:MET:HE1	3:M:309:PRO:CD	2.38	0.53
1:B:137:TRP:HA	1:B:144:VAL:HG11	1.90	0.53
3:M:292:MET:HE1	3:M:309:PRO:CD	2.38	0.53
3:M:508:ILE:CG1	3:M:766:PHE:CE2	2.59	0.53
3:M:546:THR:HB	3:M:549:SER:H	1.72	0.53
1:B:137:TRP:HA	1:B:144:VAL:HG11	1.90	0.53
2:C:110:VAL:HG22	3:M:29:ASN:CG	2.28	0.53
3:M:292:MET:HE1	3:M:309:PRO:CD	2.38	0.53
3:M:292:MET:HE1	3:M:309:PRO:CD	2.38	0.53
3:M:546:THR:HB	3:M:549:SER:H	1.72	0.53
3:M:89:GLU:CG	3:M:719:ASP:OD2	2.56	0.53
3:M:292:MET:HE1	3:M:309:PRO:CD	2.38	0.53
3:M:725:ARG:HH21	3:M:736:GLN:NE2	2.04	0.53
3:M:546:THR:HB	3:M:549:SER:H	1.72	0.53
3:M:292:MET:HE1	3:M:309:PRO:CD	2.38	0.53
3:M:508:ILE:CD1	3:M:714:ARG:HB3	2.38	0.53
3:M:292:MET:HE1	3:M:309:PRO:CD	2.38	0.53
3:M:546:THR:HB	3:M:549:SER:H	1.72	0.53
2:C:116:GLU:OE2	3:M:788:THR:HG23	2.08	0.53
3:M:546:THR:HB	3:M:549:SER:H	1.72	0.53
2:C:96:LYS:CB	3:M:722:GLN:CB	2.84	0.53
2:C:116:GLU:OE2	3:M:788:THR:HG23	2.08	0.53
3:M:292:MET:HE1	3:M:309:PRO:CD	2.38	0.53
2:C:141:ALA:HB1	3:M:737:PHE:HB2	1.79	0.53
3:M:493:HIS:ND1	3:M:514:ASP:OD2	2.41	0.53
3:M:493:HIS:ND1	3:M:514:ASP:OD2	2.41	0.53
2:C:116:GLU:OE2	3:M:788:THR:HG23	2.08	0.53
2:C:137:ILE:HG22	2:C:142:PHE:HZ	1.72	0.53
3:M:135:TYR:HD2	3:M:191:ARG:HG2	1.72	0.53
3:M:723:ARG:HH11	3:M:723:ARG:CG	2.20	0.53
3:M:493:HIS:ND1	3:M:514:ASP:OD2	2.41	0.53
1:B:137:TRP:HA	1:B:144:VAL:HG11	1.90	0.53
2:C:102:VAL:H	3:M:11:GLY:CA	2.22	0.53
3:M:493:HIS:ND1	3:M:514:ASP:OD2	2.41	0.53
2:C:61:LYS:HD2	2:C:71:MET:CG	2.38	0.53
3:M:493:HIS:ND1	3:M:514:ASP:OD2	2.41	0.53
3:M:727:LEU:HD21	3:M:778:MET:HB2	1.91	0.53

Continued on next page...

Continued from previous page...

Atom-1	Atom-2	Interatomic distance (Å)	Clash overlap (Å)
2:C:116:GLU:OE2	3:M:788:THR:HG23	2.08	0.53
3:M:493:HIS:ND1	3:M:514:ASP:OD2	2.41	0.53
3:M:791:GLN:O	3:M:794:CYS:HB2	2.08	0.53
3:M:491:PHE:HD1	3:M:671:PHE:CE2	2.27	0.53
2:C:149:VAL:CG1	3:M:800:ARG:HB3	2.22	0.53
3:M:491:PHE:HD1	3:M:671:PHE:CE2	2.27	0.53
3:M:723:ARG:HH11	3:M:723:ARG:CG	2.20	0.53
3:M:791:GLN:O	3:M:794:CYS:HB2	2.08	0.53
1:B:87:LYS:HE3	3:M:829:TRP:CZ2	2.39	0.53
3:M:491:PHE:HD1	3:M:671:PHE:CE2	2.27	0.53
2:C:137:ILE:HG22	2:C:142:PHE:HZ	1.72	0.53
3:M:93:MET:HE2	3:M:715:VAL:HA	1.90	0.53
3:M:491:PHE:HD1	3:M:671:PHE:CE2	2.27	0.53
3:M:723:ARG:HH11	3:M:723:ARG:CG	2.20	0.53
3:M:491:PHE:HD1	3:M:671:PHE:CE2	2.27	0.53
3:M:491:PHE:HD1	3:M:671:PHE:CE2	2.27	0.53
3:M:491:PHE:HD1	3:M:671:PHE:CE2	2.27	0.53
1:B:137:TRP:HA	1:B:144:VAL:HG11	1.90	0.53
3:M:491:PHE:HD1	3:M:671:PHE:CE2	2.27	0.53
1:B:41:ILE:HG12	1:B:76:ASN:OD1	2.09	0.53
3:M:626:TYR:CD1	3:M:647:GLN:OE1	2.59	0.53
3:M:626:TYR:CD1	3:M:647:GLN:OE1	2.59	0.53
2:C:61:LYS:HD2	2:C:71:MET:CG	2.38	0.53
3:M:759:ARG:O	3:M:766:PHE:N	2.32	0.53
1:B:70:GLU:OE2	3:M:829:TRP:NE1	2.36	0.53
3:M:626:TYR:CD1	3:M:647:GLN:OE1	2.59	0.53
1:B:98:MET:SD	1:B:154:CYS:SG	3.05	0.53
3:M:626:TYR:CD1	3:M:647:GLN:OE1	2.59	0.53
2:C:116:GLU:OE2	3:M:788:THR:HG23	2.08	0.53
3:M:626:TYR:CD1	3:M:647:GLN:OE1	2.59	0.53
3:M:626:TYR:CD1	3:M:647:GLN:OE1	2.59	0.53
3:M:742:LYS:O	3:M:745:GLU:HB2	2.08	0.53
3:M:755:HIS:HA	3:M:758:TYR:HE1	1.65	0.53
2:C:61:LYS:HD2	2:C:71:MET:CG	2.38	0.53
3:M:98:HIS:HB3	3:M:100:PRO:CD	2.26	0.53
1:B:98:MET:SD	1:B:154:CYS:SG	3.05	0.53
3:M:742:LYS:O	3:M:745:GLU:HB2	2.08	0.53
3:M:791:GLN:O	3:M:794:CYS:HB2	2.08	0.53
2:C:103:MET:HG3	3:M:7:MET:HE2	1.90	0.53
2:C:140:GLU:OE2	3:M:739:ASP:CA	2.51	0.53
3:M:98:HIS:HB3	3:M:100:PRO:CD	2.26	0.53

Continued on next page...

Continued from previous page...

Atom-1	Atom-2	Interatomic distance (Å)	Clash overlap (Å)
2:C:137:ILE:HG22	2:C:142:PHE:HZ	1.72	0.53
3:M:29:ASN:HD21	3:M:725:ARG:HD3	0.71	0.53
3:M:93:MET:HE1	3:M:716:LEU:HD12	1.89	0.53
3:M:704:ILE:O	3:M:712:PRO:HB3	2.07	0.53
3:M:98:HIS:HB3	3:M:100:PRO:CD	2.26	0.53
3:M:723:ARG:HH11	3:M:723:ARG:CG	2.20	0.53
2:C:17:PHE:CE2	3:M:806:MET:CE	2.90	0.53
2:C:116:GLU:OE2	3:M:788:THR:HG23	2.08	0.53
3:M:742:LYS:O	3:M:745:GLU:HB2	2.08	0.53
1:B:84:PHE:HD2	3:M:829:TRP:HH2	1.53	0.53
2:C:143:VAL:HG12	3:M:732:ILE:O	1.75	0.53
3:M:98:HIS:HB3	3:M:100:PRO:CD	2.26	0.53
3:M:98:HIS:HB3	3:M:100:PRO:CD	2.26	0.53
3:M:742:LYS:O	3:M:745:GLU:HB2	2.08	0.53
3:M:135:TYR:HD2	3:M:191:ARG:HD3	1.73	0.53
2:C:61:LYS:HD2	2:C:71:MET:CG	2.38	0.53
3:M:135:TYR:HD2	3:M:191:ARG:HD3	1.73	0.53
3:M:267:THR:OG1	3:M:442:VAL:HG22	2.07	0.53
3:M:493:HIS:ND1	3:M:514:ASP:OD2	2.41	0.53
3:M:724:TYR:HE1	3:M:775:LEU:HB3	1.67	0.53
3:M:135:TYR:HD2	3:M:191:ARG:HD3	1.73	0.53
3:M:727:LEU:HD21	3:M:778:MET:HB2	1.90	0.53
3:M:135:TYR:HD2	3:M:191:ARG:HD3	1.73	0.53
3:M:150:GLU:C	3:M:722:GLN:HE21	2.11	0.53
3:M:135:TYR:HD2	3:M:191:ARG:HD3	1.73	0.53
1:B:124:GLN:O	1:B:125:CYS:HB2	2.09	0.53
3:M:135:TYR:HD2	3:M:191:ARG:HD3	1.73	0.53
3:M:779:ARG:O	3:M:782:LYS:N	2.41	0.53
3:M:32:PHE:CD1	3:M:83:PRO:HD3	2.43	0.53
3:M:32:PHE:CD1	3:M:83:PRO:HD3	2.43	0.53
3:M:759:ARG:O	3:M:766:PHE:N	2.32	0.53
1:B:98:MET:SD	1:B:154:CYS:SG	3.05	0.53
3:M:406:VAL:HG12	3:M:407:LYS:H	1.71	0.53
3:M:510:TRP:CB	3:M:714:ARG:NE	2.45	0.53
3:M:584:TYR:CD1	3:M:585:ALA:N	2.77	0.53
2:C:137:ILE:HG22	2:C:142:PHE:HZ	1.72	0.53
3:M:32:PHE:CD1	3:M:83:PRO:HD3	2.43	0.53
1:B:137:TRP:HA	1:B:144:VAL:HG11	1.90	0.53
2:C:107:LEU:HG	3:M:4:ASP:OD2	2.09	0.53
3:M:22:LYS:C	3:M:787:ILE:HD11	2.20	0.53
3:M:32:PHE:CD1	3:M:83:PRO:HD3	2.43	0.53

Continued on next page...

Continued from previous page...

Atom-1	Atom-2	Interatomic distance (Å)	Clash overlap (Å)
3:M:727:LEU:HD21	3:M:778:MET:HB2	1.91	0.53
3:M:406:VAL:HG12	3:M:407:LYS:H	1.71	0.53
3:M:584:TYR:CD1	3:M:585:ALA:N	2.77	0.53
3:M:742:LYS:O	3:M:745:GLU:HB2	2.08	0.53
2:C:139:TYR:CE1	3:M:23:GLU:CA	2.91	0.53
2:C:116:GLU:OE2	3:M:788:THR:HG23	2.08	0.53
3:M:406:VAL:HG12	3:M:407:LYS:H	1.71	0.53
3:M:584:TYR:CD1	3:M:585:ALA:N	2.77	0.53
2:C:116:GLU:OE2	3:M:788:THR:HG23	2.08	0.53
3:M:32:PHE:CD1	3:M:83:PRO:HD3	2.43	0.53
3:M:727:LEU:HD21	3:M:778:MET:HB2	1.91	0.53
3:M:742:LYS:O	3:M:745:GLU:HB2	2.08	0.53
3:M:32:PHE:CD1	3:M:83:PRO:HD3	2.43	0.53
3:M:406:VAL:HG12	3:M:407:LYS:H	1.71	0.53
3:M:584:TYR:CD1	3:M:585:ALA:N	2.77	0.53
3:M:727:LEU:CG	3:M:786:ILE:HD11	2.28	0.53
3:M:727:LEU:CD1	3:M:786:ILE:HD11	2.38	0.53
3:M:406:VAL:HG12	3:M:407:LYS:H	1.71	0.53
3:M:584:TYR:CD1	3:M:585:ALA:N	2.77	0.53
2:C:93:VAL:HG13	3:M:725:ARG:N	2.24	0.53
2:C:147:MET:SD	3:M:793:ARG:CD	2.94	0.53
3:M:32:PHE:CD1	3:M:83:PRO:HD3	2.43	0.53
2:C:61:LYS:HD2	2:C:71:MET:CG	2.38	0.53
2:C:94:PHE:CB	3:M:722:GLN:O	2.40	0.53
2:C:141:ALA:O	3:M:733:PRO:HG2	2.08	0.53
3:M:221:GLN:HB2	3:M:449:LEU:HD11	1.91	0.53
3:M:221:GLN:HB2	3:M:449:LEU:HD11	1.91	0.53
2:C:39:GLN:HB2	2:C:79:LYS:CD	2.36	0.53
3:M:277:PHE:CG	3:M:278:GLN:N	2.76	0.53
2:C:116:GLU:OE2	3:M:788:THR:HG23	2.08	0.53
3:M:221:GLN:HB2	3:M:449:LEU:HD11	1.91	0.53
1:B:124:GLN:O	1:B:125:CYS:HB2	2.09	0.53
3:M:221:GLN:HB2	3:M:449:LEU:HD11	1.91	0.53
3:M:221:GLN:HB2	3:M:449:LEU:HD11	1.91	0.53
3:M:221:GLN:HB2	3:M:449:LEU:HD11	1.91	0.53
3:M:584:TYR:CD1	3:M:585:ALA:N	2.77	0.53
3:M:661:MET:O	3:M:665:ARG:HG3	2.09	0.53
3:M:508:ILE:CG2	3:M:766:PHE:CD1	2.83	0.53
3:M:584:TYR:CD1	3:M:585:ALA:N	2.77	0.53
3:M:661:MET:O	3:M:665:ARG:HG3	2.09	0.53
1:B:87:LYS:HZ1	3:M:829:TRP:HE1	1.52	0.53

Continued on next page...

Continued from previous page...

Atom-1	Atom-2	Interatomic distance (Å)	Clash overlap (Å)
3:M:273:SER:HG	3:M:598:LYS:HD3	1.65	0.53
3:M:709:LYS:C	3:M:710:GLY:C	2.65	0.53
1:B:84:PHE:HD2	3:M:829:TRP:HH2	1.53	0.53
3:M:584:TYR:CD1	3:M:585:ALA:N	2.77	0.53
3:M:661:MET:O	3:M:665:ARG:HG3	2.09	0.53
3:M:584:TYR:CD1	3:M:585:ALA:N	2.77	0.53
3:M:661:MET:O	3:M:665:ARG:HG3	2.09	0.53
3:M:273:SER:HG	3:M:598:LYS:HD3	1.65	0.53
1:B:98:MET:SD	1:B:154:CYS:SG	3.05	0.53
3:M:584:TYR:CD1	3:M:585:ALA:N	2.77	0.53
3:M:661:MET:O	3:M:665:ARG:HG3	2.09	0.53
2:C:68:PHE:O	2:C:72:LEU:HG	2.09	0.53
3:M:273:SER:HG	3:M:598:LYS:HD3	1.65	0.53
3:M:584:TYR:CD1	3:M:585:ALA:N	2.77	0.53
3:M:661:MET:O	3:M:665:ARG:HG3	2.09	0.53
3:M:584:TYR:CD1	3:M:585:ALA:N	2.77	0.53
3:M:661:MET:O	3:M:665:ARG:HG3	2.09	0.53
1:B:98:MET:SD	1:B:154:CYS:SG	3.05	0.53
3:M:273:SER:HG	3:M:598:LYS:HD3	1.65	0.53
1:B:41:ILE:HG12	1:B:76:ASN:OD1	2.09	0.53
3:M:273:SER:HG	3:M:598:LYS:HD3	1.65	0.53
3:M:584:TYR:CD1	3:M:585:ALA:N	2.77	0.53
3:M:661:MET:O	3:M:665:ARG:HG3	2.09	0.53
1:B:137:TRP:HE3	1:B:144:VAL:CG1	2.20	0.53
3:M:742:LYS:O	3:M:745:GLU:HB2	2.08	0.53
3:M:221:GLN:HB2	3:M:449:LEU:HD11	1.91	0.53
3:M:432:ALA:N	3:M:601:ASP:CB	2.72	0.53
3:M:432:ALA:N	3:M:601:ASP:HB3	2.23	0.53
3:M:491:PHE:HD1	3:M:671:PHE:CE2	2.27	0.53
1:B:87:LYS:HD2	3:M:829:TRP:CE3	2.38	0.53
3:M:791:GLN:O	3:M:794:CYS:HB2	2.08	0.53
1:B:124:GLN:OE1	2:C:16:LEU:HD22	2.08	0.53
3:M:707:CYS:C	3:M:712:PRO:HB3	2.25	0.53
3:M:35:LYS:HZ3	3:M:780:ASP:CG	2.11	0.53
1:B:41:ILE:HG12	1:B:76:ASN:OD1	2.09	0.53
1:B:125:CYS:O	2:C:21:GLY:HA2	2.08	0.53
3:M:742:LYS:O	3:M:745:GLU:HB2	2.08	0.53
1:B:41:ILE:HG12	1:B:76:ASN:OD1	2.09	0.53
2:C:92:ARG:CZ	3:M:736:GLN:OE1	2.56	0.53
3:M:78:PHE:HB3	3:M:98:HIS:NE2	2.22	0.53
3:M:404:PRO:HG3	3:M:417:GLN:HG3	1.91	0.53

Continued on next page...

Continued from previous page...

Atom-1	Atom-2	Interatomic distance (Å)	Clash overlap (Å)
3:M:78:PHE:HB3	3:M:98:HIS:NE2	2.22	0.53
3:M:404:PRO:HG3	3:M:417:GLN:HG3	1.91	0.53
2:C:68:PHE:O	2:C:72:LEU:HG	2.09	0.53
3:M:295:LYS:HE3	3:M:332:MET:HE1	1.91	0.53
3:M:432:ALA:N	3:M:601:ASP:HB3	2.23	0.53
3:M:661:MET:O	3:M:665:ARG:HG3	2.09	0.53
2:C:116:GLU:OE2	3:M:788:THR:HG23	2.08	0.53
3:M:78:PHE:HB3	3:M:98:HIS:NE2	2.22	0.53
3:M:404:PRO:HG3	3:M:417:GLN:HG3	1.91	0.53
2:C:103:MET:HG3	3:M:7:MET:CE	2.39	0.53
3:M:7:MET:HE3	3:M:14:ALA:HA	1.91	0.53
3:M:78:PHE:HB3	3:M:98:HIS:NE2	2.22	0.53
3:M:404:PRO:HG3	3:M:417:GLN:HG3	1.91	0.53
3:M:742:LYS:O	3:M:745:GLU:HB2	2.08	0.53
3:M:295:LYS:HE3	3:M:332:MET:HE1	1.91	0.53
3:M:432:ALA:N	3:M:601:ASP:HB3	2.23	0.53
3:M:661:MET:O	3:M:665:ARG:HG3	2.09	0.53
1:B:41:ILE:HG12	1:B:76:ASN:OD1	2.08	0.53
3:M:78:PHE:HB3	3:M:98:HIS:NE2	2.22	0.53
3:M:93:MET:CE	3:M:716:LEU:HD12	2.39	0.53
3:M:96:HIS:CD2	3:M:773:GLY:C	2.56	0.53
3:M:404:PRO:HG3	3:M:417:GLN:HG3	1.91	0.53
3:M:783:LEU:O	3:M:787:ILE:N	2.28	0.53
3:M:295:LYS:HE3	3:M:332:MET:HE1	1.91	0.53
3:M:432:ALA:N	3:M:601:ASP:HB3	2.23	0.53
3:M:661:MET:O	3:M:665:ARG:HG3	2.09	0.53
3:M:78:PHE:HB3	3:M:98:HIS:NE2	2.22	0.53
3:M:404:PRO:HG3	3:M:417:GLN:HG3	1.91	0.53
3:M:510:TRP:CD2	3:M:711:PHE:HE2	2.18	0.53
3:M:78:PHE:HB3	3:M:98:HIS:NE2	2.22	0.53
3:M:404:PRO:HG3	3:M:417:GLN:HG3	1.91	0.53
3:M:295:LYS:HE3	3:M:332:MET:HE1	1.91	0.53
3:M:432:ALA:N	3:M:601:ASP:HB3	2.23	0.53
3:M:661:MET:O	3:M:665:ARG:HG3	2.09	0.53
2:C:61:LYS:HD2	2:C:71:MET:CG	2.38	0.53
3:M:295:LYS:HE3	3:M:332:MET:HE1	1.91	0.53
3:M:432:ALA:N	3:M:601:ASP:HB3	2.23	0.53
3:M:661:MET:O	3:M:665:ARG:HG3	2.09	0.53
1:B:124:GLN:O	1:B:125:CYS:HB2	2.09	0.53
1:B:137:TRP:HA	1:B:144:VAL:HG11	1.90	0.53
2:C:68:PHE:O	2:C:72:LEU:HG	2.09	0.53

Continued on next page...

Continued from previous page...

Atom-1	Atom-2	Interatomic distance (Å)	Clash overlap (Å)
3:M:78:PHE:HB3	3:M:98:HIS:NE2	2.22	0.53
3:M:404:PRO:HG3	3:M:417:GLN:HG3	1.91	0.53
1:B:87:LYS:HE3	3:M:829:TRP:CZ2	2.39	0.53
1:B:124:GLN:O	1:B:125:CYS:HB2	2.09	0.53
3:M:251:ARG:HB2	3:M:264:ASP:HB2	1.91	0.53
3:M:265:ILE:O	3:M:446:ASN:CG	2.47	0.53
3:M:251:ARG:HB2	3:M:264:ASP:HB2	1.91	0.53
3:M:265:ILE:O	3:M:446:ASN:CG	2.47	0.53
2:C:50:LEU:O	2:C:57:GLU:HB2	2.07	0.53
2:C:68:PHE:O	2:C:72:LEU:HG	2.09	0.53
3:M:661:MET:O	3:M:665:ARG:HG3	2.09	0.53
3:M:251:ARG:HB2	3:M:264:ASP:HB2	1.91	0.53
3:M:265:ILE:O	3:M:446:ASN:CG	2.47	0.53
3:M:742:LYS:O	3:M:745:GLU:HB2	2.08	0.53
2:C:137:ILE:O	3:M:8:ALA:CA	2.51	0.53
3:M:92:ALA:CB	3:M:713:SER:HA	2.24	0.53
3:M:251:ARG:HB2	3:M:264:ASP:HB2	1.91	0.53
3:M:265:ILE:O	3:M:446:ASN:CG	2.47	0.53
3:M:251:ARG:HB2	3:M:264:ASP:HB2	1.91	0.53
3:M:265:ILE:O	3:M:446:ASN:CG	2.47	0.53
3:M:251:ARG:HB2	3:M:264:ASP:HB2	1.91	0.53
3:M:265:ILE:O	3:M:446:ASN:CG	2.47	0.53
3:M:232:PHE:CE1	3:M:287:ILE:HD13	2.44	0.53
3:M:277:PHE:CG	3:M:278:GLN:N	2.76	0.53
3:M:232:PHE:CE1	3:M:287:ILE:HD13	2.44	0.53
3:M:277:PHE:CG	3:M:278:GLN:N	2.76	0.53
3:M:725:ARG:HH21	3:M:736:GLN:NE2	2.04	0.53
3:M:727:LEU:HD21	3:M:778:MET:HB2	1.91	0.53
3:M:742:LYS:O	3:M:745:GLU:HB2	2.08	0.53
1:B:87:LYS:CD	3:M:829:TRP:CZ3	2.78	0.53
3:M:404:PRO:HG3	3:M:417:GLN:HG3	1.91	0.53
3:M:742:LYS:O	3:M:745:GLU:HB2	2.08	0.53
3:M:232:PHE:CE1	3:M:287:ILE:HD13	2.44	0.53
3:M:277:PHE:CG	3:M:278:GLN:N	2.76	0.53
1:B:124:GLN:O	1:B:125:CYS:HB2	2.09	0.53
3:M:232:PHE:CE1	3:M:287:ILE:HD13	2.44	0.53
3:M:277:PHE:CG	3:M:278:GLN:N	2.76	0.53
3:M:404:PRO:HG3	3:M:417:GLN:HG3	1.91	0.53
3:M:82:PRO:C	3:M:776:GLU:HA	2.28	0.53
3:M:86:ASP:CB	3:M:779:ARG:CZ	2.85	0.53
3:M:232:PHE:CE1	3:M:287:ILE:HD13	2.44	0.53

Continued on next page...

Continued from previous page...

Atom-1	Atom-2	Interatomic distance (Å)	Clash overlap (Å)
3:M:277:PHE:CG	3:M:278:GLN:N	2.76	0.53
1:B:137:TRP:HA	1:B:144:VAL:HG11	1.90	0.53
3:M:404:PRO:HG3	3:M:417:GLN:HG3	1.91	0.53
2:C:108:ARG:HG2	2:C:127:MET:SD	2.47	0.53
3:M:232:PHE:CE1	3:M:287:ILE:HD13	2.44	0.53
3:M:277:PHE:CG	3:M:278:GLN:N	2.76	0.53
2:C:50:LEU:O	2:C:57:GLU:HB2	2.07	0.53
2:C:61:LYS:HD2	2:C:71:MET:CG	2.38	0.53
3:M:232:PHE:CE1	3:M:287:ILE:HD13	2.44	0.53
3:M:277:PHE:CG	3:M:278:GLN:N	2.76	0.53
1:B:124:GLN:O	1:B:125:CYS:HB2	2.09	0.53
3:M:404:PRO:HG3	3:M:417:GLN:HG3	1.91	0.53
3:M:404:PRO:HG3	3:M:417:GLN:HG3	1.91	0.53
1:B:41:ILE:HG12	1:B:76:ASN:OD1	2.09	0.53
3:M:232:PHE:CE1	3:M:287:ILE:HD13	2.44	0.53
3:M:277:PHE:CG	3:M:278:GLN:N	2.76	0.53
2:C:110:VAL:HG11	3:M:726:VAL:CG2	2.28	0.53
2:C:146:ILE:HG21	3:M:730:SER:HB2	1.90	0.53
3:M:32:PHE:CD1	3:M:83:PRO:HD3	2.43	0.53
3:M:42:HIS:HB3	3:M:45:GLU:O	2.09	0.53
3:M:277:PHE:CG	3:M:278:GLN:N	2.76	0.53
3:M:404:PRO:HG3	3:M:417:GLN:HG3	1.91	0.53
3:M:584:TYR:CD1	3:M:585:ALA:N	2.77	0.53
3:M:32:PHE:CD1	3:M:83:PRO:HD3	2.43	0.53
3:M:42:HIS:HB3	3:M:45:GLU:O	2.09	0.53
3:M:277:PHE:CG	3:M:278:GLN:N	2.76	0.53
3:M:404:PRO:HG3	3:M:417:GLN:HG3	1.91	0.53
3:M:584:TYR:CD1	3:M:585:ALA:N	2.77	0.53
3:M:32:PHE:CD1	3:M:83:PRO:HD3	2.43	0.53
3:M:42:HIS:HB3	3:M:45:GLU:O	2.09	0.53
3:M:277:PHE:CG	3:M:278:GLN:N	2.76	0.53
3:M:404:PRO:HG3	3:M:417:GLN:HG3	1.91	0.53
3:M:584:TYR:CD1	3:M:585:ALA:N	2.77	0.53
1:B:124:GLN:HG2	2:C:16:LEU:HD23	1.91	0.53
2:C:136:CYS:HB2	3:M:138:LYS:HD3	1.90	0.53
3:M:20:SER:OG	3:M:787:ILE:HG13	2.06	0.53
3:M:32:PHE:CD1	3:M:83:PRO:HD3	2.43	0.53
3:M:42:HIS:HB3	3:M:45:GLU:O	2.09	0.53
3:M:277:PHE:CG	3:M:278:GLN:N	2.76	0.53
3:M:404:PRO:HG3	3:M:417:GLN:HG3	1.91	0.53
3:M:584:TYR:CD1	3:M:585:ALA:N	2.77	0.53

Continued on next page...

Continued from previous page...

Atom-1	Atom-2	Interatomic distance (Å)	Clash overlap (Å)
1:B:137:TRP:HA	1:B:144:VAL:HG11	1.90	0.53
3:M:32:PHE:CD1	3:M:83:PRO:HD3	2.43	0.53
3:M:42:HIS:HB3	3:M:45:GLU:O	2.09	0.53
3:M:277:PHE:CG	3:M:278:GLN:N	2.76	0.53
3:M:404:PRO:HG3	3:M:417:GLN:HG3	1.91	0.53
3:M:584:TYR:CD1	3:M:585:ALA:N	2.77	0.53
3:M:32:PHE:CD1	3:M:83:PRO:HD3	2.43	0.53
3:M:42:HIS:HB3	3:M:45:GLU:O	2.09	0.53
3:M:277:PHE:CG	3:M:278:GLN:N	2.76	0.53
3:M:404:PRO:HG3	3:M:417:GLN:HG3	1.91	0.53
3:M:584:TYR:CD1	3:M:585:ALA:N	2.77	0.53
3:M:135:TYR:HD2	3:M:191:ARG:HG2	1.72	0.53
3:M:295:LYS:HE3	3:M:332:MET:HE1	1.91	0.53
3:M:135:TYR:HD2	3:M:191:ARG:HG2	1.72	0.53
3:M:295:LYS:HE3	3:M:332:MET:HE1	1.91	0.53
3:M:417:GLN:HE21	3:M:543:PRO:HB3	1.72	0.53
3:M:727:LEU:HD21	3:M:778:MET:HB2	1.90	0.53
1:B:124:GLN:O	1:B:125:CYS:HB2	2.09	0.53
3:M:135:TYR:HD2	3:M:191:ARG:HG2	1.72	0.53
3:M:295:LYS:HE3	3:M:332:MET:HE1	1.91	0.53
2:C:61:LYS:HD2	2:C:71:MET:CG	2.38	0.53
3:M:135:TYR:HD2	3:M:191:ARG:HG2	1.72	0.53
3:M:295:LYS:HE3	3:M:332:MET:HE1	1.91	0.53
1:B:98:MET:SD	1:B:154:CYS:SG	3.05	0.53
2:C:88:VAL:HG22	3:M:732:ILE:O	2.09	0.53
3:M:417:GLN:HE21	3:M:543:PRO:HB3	1.72	0.53
2:C:96:LYS:N	3:M:24:ARG:HG3	2.24	0.53
2:C:139:TYR:CZ	3:M:26:GLU:CD	2.82	0.53
3:M:135:TYR:HD2	3:M:191:ARG:HG2	1.72	0.53
3:M:295:LYS:HE3	3:M:332:MET:HE1	1.91	0.53
1:B:124:GLN:O	1:B:125:CYS:HB2	2.09	0.53
3:M:417:GLN:HE21	3:M:543:PRO:HB3	1.72	0.53
2:C:149:VAL:CG1	3:M:800:ARG:HB3	2.22	0.53
3:M:135:TYR:HD2	3:M:191:ARG:HG2	1.72	0.53
3:M:295:LYS:HE3	3:M:332:MET:HE1	1.91	0.53
3:M:135:TYR:HD2	3:M:191:ARG:HG2	1.72	0.53
3:M:295:LYS:HE3	3:M:332:MET:HE1	1.91	0.53
3:M:417:GLN:HE21	3:M:543:PRO:HB3	1.72	0.53
3:M:777:GLU:O	3:M:781:ASP:CB	2.57	0.53
2:C:89:GLU:OE1	3:M:730:SER:N	2.41	0.53
3:M:417:GLN:HE21	3:M:543:PRO:HB3	1.72	0.53

Continued on next page...

Continued from previous page...

Atom-1	Atom-2	Interatomic distance (Å)	Clash overlap (Å)
2:C:93:VAL:HG21	3:M:726:VAL:CA	2.33	0.53
3:M:135:TYR:HD2	3:M:191:ARG:HG2	1.72	0.53
3:M:295:LYS:HE3	3:M:332:MET:HE1	1.91	0.53
2:C:88:VAL:O	3:M:747:LEU:CG	2.31	0.53
3:M:579:PHE:CD2	3:M:592:ILE:HD11	2.43	0.53
3:M:579:PHE:CD2	3:M:592:ILE:HD11	2.43	0.53
3:M:154:HIS:CE1	3:M:156:PHE:HD2	2.27	0.53
3:M:579:PHE:HE1	3:M:581:LEU:HD13	1.74	0.53
3:M:579:PHE:CD2	3:M:592:ILE:HD11	2.43	0.53
3:M:779:ARG:O	3:M:782:LYS:N	2.42	0.53
3:M:503:TYR:HE1	3:M:711:PHE:CD2	2.27	0.53
3:M:505:LYS:NZ	3:M:762:HIS:C	2.53	0.53
3:M:579:PHE:CD2	3:M:592:ILE:HD11	2.43	0.53
3:M:742:LYS:O	3:M:745:GLU:HB2	2.08	0.53
3:M:579:PHE:CD2	3:M:592:ILE:HD11	2.43	0.53
3:M:579:PHE:CD2	3:M:592:ILE:HD11	2.43	0.53
3:M:135:TYR:HD2	3:M:191:ARG:HD3	1.73	0.53
1:B:84:PHE:HD2	3:M:829:TRP:HH2	1.53	0.53
2:C:137:ILE:HG22	2:C:142:PHE:HZ	1.72	0.53
3:M:135:TYR:HD2	3:M:191:ARG:HD3	1.73	0.53
3:M:805:ARG:C	3:M:806:MET:C	2.68	0.53
1:B:124:GLN:O	1:B:125:CYS:HB2	2.09	0.53
3:M:42:HIS:HB3	3:M:45:GLU:O	2.09	0.53
3:M:232:PHE:CE1	3:M:287:ILE:HD13	2.44	0.53
3:M:265:ILE:O	3:M:446:ASN:CG	2.47	0.53
3:M:135:TYR:HD2	3:M:191:ARG:HD3	1.73	0.53
3:M:135:TYR:HD2	3:M:191:ARG:HD3	1.73	0.53
2:C:68:PHE:O	2:C:72:LEU:HG	2.09	0.53
3:M:42:HIS:HB3	3:M:45:GLU:O	2.09	0.53
3:M:232:PHE:CE1	3:M:287:ILE:HD13	2.44	0.53
3:M:265:ILE:O	3:M:446:ASN:CG	2.47	0.53
2:C:95:ASP:HB2	2:C:101:THR:O	2.06	0.53
2:C:97:GLU:CA	3:M:24:ARG:NH2	2.38	0.53
3:M:95:THR:HG21	3:M:775:LEU:HD13	1.91	0.53
3:M:135:TYR:HD2	3:M:191:ARG:HD3	1.73	0.53
2:C:61:LYS:HD2	2:C:71:MET:CG	2.38	0.53
3:M:42:HIS:HB3	3:M:45:GLU:O	2.09	0.53
3:M:232:PHE:CE1	3:M:287:ILE:HD13	2.44	0.53
3:M:265:ILE:O	3:M:446:ASN:CG	2.47	0.53
3:M:723:ARG:HH11	3:M:723:ARG:CG	2.21	0.53
3:M:135:TYR:HD2	3:M:191:ARG:HD3	1.73	0.53

Continued on next page...

Continued from previous page...

Atom-1	Atom-2	Interatomic distance (Å)	Clash overlap (Å)
3:M:805:ARG:O	3:M:809:ARG:CA	2.54	0.53
1:B:124:GLN:O	1:B:125:CYS:HB2	2.09	0.53
3:M:135:TYR:HD2	3:M:191:ARG:HD3	1.73	0.53
2:C:84:PHE:C	3:M:732:ILE:N	2.60	0.53
3:M:42:HIS:HB3	3:M:45:GLU:O	2.09	0.53
3:M:232:PHE:CE1	3:M:287:ILE:HD13	2.44	0.53
3:M:265:ILE:O	3:M:446:ASN:CG	2.47	0.53
3:M:42:HIS:HB3	3:M:45:GLU:O	2.09	0.53
3:M:232:PHE:CE1	3:M:287:ILE:HD13	2.44	0.53
3:M:265:ILE:O	3:M:446:ASN:CG	2.47	0.53
3:M:135:TYR:HD2	3:M:191:ARG:HD3	1.73	0.53
3:M:154:HIS:CE1	3:M:156:PHE:HD2	2.27	0.53
3:M:418:THR:CB	3:M:421:GLN:HG3	2.37	0.53
3:M:428:ALA:C	3:M:601:ASP:CA	2.72	0.53
3:M:579:PHE:HE1	3:M:581:LEU:HD13	1.74	0.53
3:M:154:HIS:CE1	3:M:156:PHE:HD2	2.27	0.53
3:M:418:THR:CB	3:M:421:GLN:HG3	2.37	0.53
3:M:428:ALA:C	3:M:601:ASP:CA	2.72	0.53
3:M:579:PHE:HE1	3:M:581:LEU:HD13	1.74	0.53
1:B:41:ILE:HG12	1:B:76:ASN:OD1	2.09	0.53
3:M:135:TYR:CD2	3:M:191:ARG:HG2	2.44	0.53
3:M:404:PRO:HG3	3:M:417:GLN:HG3	1.91	0.53
3:M:154:HIS:CE1	3:M:156:PHE:HD2	2.27	0.53
3:M:418:THR:CB	3:M:421:GLN:HG3	2.37	0.53
3:M:428:ALA:C	3:M:601:ASP:CA	2.72	0.53
3:M:579:PHE:HE1	3:M:581:LEU:HD13	1.74	0.53
3:M:154:HIS:CE1	3:M:156:PHE:HD2	2.27	0.53
3:M:418:THR:CB	3:M:421:GLN:HG3	2.37	0.53
3:M:428:ALA:C	3:M:601:ASP:CA	2.72	0.53
3:M:579:PHE:HE1	3:M:581:LEU:HD13	1.74	0.53
3:M:154:HIS:CE1	3:M:156:PHE:HD2	2.27	0.53
3:M:418:THR:CB	3:M:421:GLN:HG3	2.37	0.53
3:M:428:ALA:C	3:M:601:ASP:CA	2.72	0.53
3:M:579:PHE:HE1	3:M:581:LEU:HD13	1.74	0.53
3:M:725:ARG:HH21	3:M:736:GLN:NE2	2.04	0.53
3:M:154:HIS:CE1	3:M:156:PHE:HD2	2.27	0.53
3:M:418:THR:CB	3:M:421:GLN:HG3	2.37	0.53
3:M:428:ALA:C	3:M:601:ASP:CA	2.72	0.53
3:M:579:PHE:HE1	3:M:581:LEU:HD13	1.74	0.53
1:B:70:GLU:OE2	3:M:829:TRP:NE1	2.36	0.53
1:B:124:GLN:O	1:B:125:CYS:HB2	2.09	0.53

Continued on next page...

Continued from previous page...

Atom-1	Atom-2	Interatomic distance (Å)	Clash overlap (Å)
2:C:68:PHE:O	2:C:72:LEU:HG	2.09	0.53
3:M:265:ILE:C	3:M:442:VAL:HG13	2.26	0.53
3:M:265:ILE:C	3:M:442:VAL:HG13	2.26	0.53
3:M:82:PRO:CB	3:M:724:TYR:CE1	2.86	0.53
2:C:39:GLN:HB2	2:C:79:LYS:CD	2.36	0.53
3:M:265:ILE:C	3:M:442:VAL:HG13	2.26	0.53
3:M:791:GLN:O	3:M:794:CYS:HB2	2.07	0.53
1:B:137:TRP:HA	1:B:144:VAL:HG11	1.90	0.53
3:M:265:ILE:C	3:M:442:VAL:HG13	2.26	0.53
3:M:265:ILE:C	3:M:442:VAL:HG13	2.26	0.53
1:B:100:ALA:HB1	3:M:816:ILE:HG12	1.91	0.52
3:M:432:ALA:N	3:M:601:ASP:HB3	2.24	0.52
3:M:491:PHE:HD1	3:M:671:PHE:CE2	2.27	0.52
2:C:85:GLU:HB3	3:M:730:SER:O	2.10	0.52
3:M:432:ALA:N	3:M:601:ASP:HB3	2.24	0.52
3:M:491:PHE:HD1	3:M:671:PHE:CE2	2.27	0.52
3:M:778:MET:CA	3:M:782:LYS:HG3	2.39	0.52
3:M:794:CYS:O	3:M:798:LEU:N	2.37	0.52
3:M:725:ARG:HH22	3:M:736:GLN:HE21	1.26	0.52
3:M:432:ALA:N	3:M:601:ASP:HB3	2.24	0.52
3:M:491:PHE:HD1	3:M:671:PHE:CE2	2.27	0.52
1:B:41:ILE:HG12	1:B:76:ASN:OD1	2.09	0.52
3:M:432:ALA:N	3:M:601:ASP:HB3	2.24	0.52
3:M:491:PHE:HD1	3:M:671:PHE:CE2	2.27	0.52
1:B:41:ILE:HG12	1:B:76:ASN:OD1	2.09	0.52
3:M:432:ALA:N	3:M:601:ASP:HB3	2.24	0.52
3:M:491:PHE:HD1	3:M:671:PHE:CE2	2.27	0.52
1:B:100:ALA:HB1	3:M:816:ILE:HG12	1.91	0.52
2:C:39:GLN:HB2	2:C:79:LYS:CD	2.36	0.52
3:M:432:ALA:N	3:M:601:ASP:HB3	2.24	0.52
3:M:491:PHE:HD1	3:M:671:PHE:CE2	2.27	0.52
1:B:41:ILE:HG12	1:B:76:ASN:OD1	2.09	0.52
3:M:251:ARG:HB2	3:M:264:ASP:HB2	1.91	0.52
3:M:432:ALA:N	3:M:601:ASP:CB	2.72	0.52
3:M:494:HIS:O	3:M:498:LEU:HB2	2.09	0.52
3:M:579:PHE:CD2	3:M:592:ILE:HD11	2.43	0.52
3:M:28:GLN:HE21	3:M:723:ARG:HH21	1.56	0.52
3:M:84:LYS:HE2	3:M:775:LEU:HB2	1.88	0.52
3:M:251:ARG:HB2	3:M:264:ASP:HB2	1.91	0.52
3:M:432:ALA:N	3:M:601:ASP:CB	2.72	0.52
3:M:494:HIS:O	3:M:498:LEU:HB2	2.09	0.52

Continued on next page...

Continued from previous page...

Atom-1	Atom-2	Interatomic distance (Å)	Clash overlap (Å)
3:M:579:PHE:CD2	3:M:592:ILE:HD11	2.43	0.52
3:M:723:ARG:HH11	3:M:723:ARG:CG	2.21	0.52
2:C:68:PHE:O	2:C:72:LEU:HG	2.09	0.52
2:C:139:TYR:CE2	3:M:26:GLU:CD	2.83	0.52
3:M:37:SER:OG	3:M:781:ASP:OD1	2.27	0.52
1:B:100:ALA:HB1	3:M:816:ILE:HG12	1.91	0.52
3:M:251:ARG:HB2	3:M:264:ASP:HB2	1.91	0.52
3:M:432:ALA:N	3:M:601:ASP:CB	2.72	0.52
3:M:494:HIS:O	3:M:498:LEU:HB2	2.09	0.52
3:M:579:PHE:CD2	3:M:592:ILE:HD11	2.43	0.52
2:C:39:GLN:HB2	2:C:79:LYS:CD	2.36	0.52
1:B:137:TRP:HA	1:B:144:VAL:HG11	1.90	0.52
3:M:251:ARG:HB2	3:M:264:ASP:HB2	1.91	0.52
3:M:432:ALA:N	3:M:601:ASP:CB	2.72	0.52
3:M:494:HIS:O	3:M:498:LEU:HB2	2.09	0.52
3:M:579:PHE:CD2	3:M:592:ILE:HD11	2.43	0.52
3:M:251:ARG:HB2	3:M:264:ASP:HB2	1.91	0.52
3:M:432:ALA:N	3:M:601:ASP:CB	2.72	0.52
3:M:494:HIS:O	3:M:498:LEU:HB2	2.09	0.52
3:M:579:PHE:CD2	3:M:592:ILE:HD11	2.43	0.52
1:B:70:GLU:OE2	3:M:829:TRP:NE1	2.36	0.52
3:M:724:TYR:HE1	3:M:775:LEU:HB3	1.67	0.52
3:M:42:HIS:HB3	3:M:45:GLU:O	2.09	0.52
3:M:251:ARG:HB2	3:M:264:ASP:HB2	1.91	0.52
3:M:584:TYR:CD1	3:M:585:ALA:N	2.77	0.52
2:C:61:LYS:HD2	2:C:71:MET:CG	2.38	0.52
1:B:84:PHE:HD2	3:M:829:TRP:HH2	1.53	0.52
2:C:16:LEU:CD1	3:M:810:ARG:HG2	2.37	0.52
2:C:68:PHE:O	2:C:72:LEU:HG	2.09	0.52
2:C:16:LEU:HD13	3:M:810:ARG:HG2	1.71	0.52
3:M:724:TYR:HE1	3:M:775:LEU:HB3	1.67	0.52
3:M:42:HIS:HB3	3:M:45:GLU:O	2.09	0.52
3:M:128:PRO:O	3:M:129:TYR:HB2	2.10	0.52
3:M:432:ALA:N	3:M:601:ASP:CB	2.72	0.52
3:M:42:HIS:HB3	3:M:45:GLU:O	2.09	0.52
3:M:128:PRO:O	3:M:129:TYR:HB2	2.10	0.52
3:M:432:ALA:N	3:M:601:ASP:CB	2.72	0.52
3:M:128:PRO:O	3:M:129:TYR:HB2	2.10	0.52
3:M:491:PHE:HD1	3:M:671:PHE:CE2	2.27	0.52
3:M:648:THR:HG23	3:M:651:ALA:N	2.25	0.52
1:B:41:ILE:HG12	1:B:76:ASN:OD1	2.09	0.52

Continued on next page...

Continued from previous page...

Atom-1	Atom-2	Interatomic distance (Å)	Clash overlap (Å)
2:C:68:PHE:O	2:C:72:LEU:HG	2.09	0.52
3:M:42:HIS:HB3	3:M:45:GLU:O	2.09	0.52
3:M:128:PRO:O	3:M:129:TYR:HB2	2.10	0.52
3:M:432:ALA:N	3:M:601:ASP:CB	2.72	0.52
2:C:111:LEU:HA	3:M:26:GLU:OE2	2.09	0.52
3:M:7:MET:HE1	3:M:18:ARG:HB2	1.90	0.52
3:M:42:HIS:HB3	3:M:45:GLU:O	2.09	0.52
3:M:128:PRO:O	3:M:129:TYR:HB2	2.10	0.52
3:M:432:ALA:N	3:M:601:ASP:CB	2.72	0.52
1:B:41:ILE:HG12	1:B:76:ASN:OD1	2.09	0.52
3:M:128:PRO:O	3:M:129:TYR:HB2	2.10	0.52
3:M:491:PHE:HD1	3:M:671:PHE:CE2	2.27	0.52
3:M:648:THR:HG23	3:M:651:ALA:N	2.25	0.52
3:M:779:ARG:CA	3:M:782:LYS:C	2.52	0.52
1:B:101:PHE:CD2	3:M:816:ILE:HD13	2.15	0.52
2:C:93:VAL:CA	3:M:24:ARG:C	2.70	0.52
3:M:42:HIS:HB3	3:M:45:GLU:O	2.09	0.52
3:M:128:PRO:O	3:M:129:TYR:HB2	2.10	0.52
3:M:432:ALA:N	3:M:601:ASP:CB	2.72	0.52
3:M:794:CYS:O	3:M:798:LEU:N	2.37	0.52
3:M:128:PRO:O	3:M:129:TYR:HB2	2.10	0.52
3:M:491:PHE:HD1	3:M:671:PHE:CE2	2.27	0.52
3:M:648:THR:HG23	3:M:651:ALA:N	2.25	0.52
3:M:42:HIS:HB3	3:M:45:GLU:O	2.09	0.52
3:M:128:PRO:O	3:M:129:TYR:HB2	2.10	0.52
3:M:432:ALA:N	3:M:601:ASP:CB	2.72	0.52
3:M:42:HIS:HB3	3:M:45:GLU:O	2.09	0.52
3:M:128:PRO:O	3:M:129:TYR:HB2	2.10	0.52
3:M:432:ALA:N	3:M:601:ASP:CB	2.72	0.52
2:C:68:PHE:O	2:C:72:LEU:HG	2.09	0.52
3:M:128:PRO:O	3:M:129:TYR:HB2	2.10	0.52
3:M:491:PHE:HD1	3:M:671:PHE:CE2	2.27	0.52
3:M:648:THR:HG23	3:M:651:ALA:N	2.25	0.52
1:B:124:GLN:O	1:B:125:CYS:HB2	2.09	0.52
3:M:128:PRO:O	3:M:129:TYR:HB2	2.10	0.52
3:M:491:PHE:HD1	3:M:671:PHE:CE2	2.27	0.52
3:M:648:THR:HG23	3:M:651:ALA:N	2.25	0.52
3:M:42:HIS:HB3	3:M:45:GLU:O	2.09	0.52
3:M:128:PRO:O	3:M:129:TYR:HB2	2.10	0.52
3:M:432:ALA:N	3:M:601:ASP:CB	2.72	0.52
3:M:78:PHE:HB3	3:M:98:HIS:NE2	2.22	0.52

Continued on next page...

Continued from previous page...

Atom-1	Atom-2	Interatomic distance (Å)	Clash overlap (Å)
3:M:295:LYS:HE3	3:M:332:MET:HE1	1.91	0.52
1:B:100:ALA:HB1	3:M:816:ILE:HG12	1.91	0.52
3:M:78:PHE:HB3	3:M:98:HIS:NE2	2.22	0.52
3:M:295:LYS:HE3	3:M:332:MET:HE1	1.91	0.52
3:M:726:VAL:CG2	3:M:786:ILE:HG21	2.38	0.52
3:M:779:ARG:N	3:M:782:LYS:HB2	2.24	0.52
3:M:135:TYR:HD2	3:M:191:ARG:HD3	1.73	0.52
3:M:432:ALA:H	3:M:601:ASP:CB	2.21	0.52
1:B:41:ILE:HG12	1:B:76:ASN:OD1	2.09	0.52
1:B:137:TRP:HA	1:B:144:VAL:HG11	1.90	0.52
3:M:78:PHE:HB3	3:M:98:HIS:NE2	2.22	0.52
3:M:295:LYS:HE3	3:M:332:MET:HE1	1.91	0.52
3:M:78:PHE:HB3	3:M:98:HIS:NE2	2.22	0.52
3:M:295:LYS:HE3	3:M:332:MET:HE1	1.91	0.52
3:M:78:PHE:HB3	3:M:98:HIS:NE2	2.22	0.52
3:M:295:LYS:HE3	3:M:332:MET:HE1	1.91	0.52
3:M:78:PHE:HB3	3:M:98:HIS:NE2	2.22	0.52
3:M:295:LYS:HE3	3:M:332:MET:HE1	1.91	0.52
3:M:726:VAL:CB	3:M:786:ILE:CD1	2.85	0.52
1:B:87:LYS:HE3	3:M:829:TRP:CZ2	2.39	0.52
3:M:263:ALA:CB	3:M:449:LEU:HB3	2.32	0.52
3:M:494:HIS:O	3:M:498:LEU:HB2	2.09	0.52
1:B:124:GLN:O	1:B:125:CYS:HB2	2.09	0.52
3:M:263:ALA:CB	3:M:449:LEU:HB3	2.32	0.52
3:M:494:HIS:O	3:M:498:LEU:HB2	2.09	0.52
1:B:100:ALA:HB1	3:M:816:ILE:HG12	1.91	0.52
1:B:137:TRP:HA	1:B:144:VAL:HG11	1.90	0.52
2:C:147:MET:SD	3:M:793:ARG:CD	2.94	0.52
3:M:263:ALA:CB	3:M:449:LEU:HB3	2.32	0.52
3:M:494:HIS:O	3:M:498:LEU:HB2	2.09	0.52
2:C:147:MET:SD	3:M:793:ARG:CD	2.94	0.52
3:M:95:THR:H	3:M:773:GLY:N	2.07	0.52
3:M:263:ALA:CB	3:M:449:LEU:HB3	2.32	0.52
3:M:494:HIS:O	3:M:498:LEU:HB2	2.09	0.52
2:C:136:CYS:SG	3:M:15:PRO:HB3	2.49	0.52
3:M:263:ALA:CB	3:M:449:LEU:HB3	2.32	0.52
3:M:494:HIS:O	3:M:498:LEU:HB2	2.09	0.52
1:B:112:ILE:HB	1:B:150:TYR:CE1	2.45	0.52
3:M:263:ALA:CB	3:M:449:LEU:HB3	2.32	0.52
3:M:494:HIS:O	3:M:498:LEU:HB2	2.09	0.52
3:M:263:ALA:CB	3:M:449:LEU:HB3	2.32	0.52

Continued on next page...

Continued from previous page...

Atom-1	Atom-2	Interatomic distance (Å)	Clash overlap (Å)
3:M:494:HIS:O	3:M:498:LEU:HB2	2.09	0.52
3:M:727:LEU:HD21	3:M:778:MET:HB2	1.90	0.52
3:M:263:ALA:CB	3:M:449:LEU:HB3	2.32	0.52
3:M:494:HIS:O	3:M:498:LEU:HB2	2.09	0.52
3:M:292:MET:CE	3:M:309:PRO:HA	2.39	0.52
3:M:432:ALA:H	3:M:601:ASP:CB	2.21	0.52
3:M:779:ARG:O	3:M:780:ASP:HA	2.10	0.52
3:M:292:MET:CE	3:M:309:PRO:HA	2.39	0.52
3:M:432:ALA:H	3:M:601:ASP:CB	2.21	0.52
3:M:727:LEU:HD21	3:M:778:MET:HB2	1.91	0.52
3:M:292:MET:CE	3:M:309:PRO:HA	2.39	0.52
3:M:432:ALA:H	3:M:601:ASP:CB	2.21	0.52
3:M:149:GLN:NE2	3:M:718:ALA:CA	2.61	0.52
3:M:292:MET:CE	3:M:309:PRO:HA	2.39	0.52
3:M:432:ALA:H	3:M:601:ASP:CB	2.21	0.52
3:M:292:MET:CE	3:M:309:PRO:HA	2.39	0.52
3:M:432:ALA:H	3:M:601:ASP:CB	2.21	0.52
3:M:292:MET:CE	3:M:309:PRO:HA	2.39	0.52
3:M:432:ALA:H	3:M:601:ASP:CB	2.21	0.52
1:B:67:MET:SD	3:M:830:PRO:HB2	2.50	0.52
1:B:137:TRP:HA	1:B:144:VAL:HG11	1.90	0.52
1:B:70:GLU:OE2	3:M:829:TRP:NE1	2.36	0.52
1:B:112:ILE:HB	1:B:150:TYR:CE1	2.45	0.52
2:C:68:PHE:O	2:C:72:LEU:HG	2.09	0.52
3:M:83:PRO:CD	3:M:777:GLU:HA	2.39	0.52
1:B:124:GLN:O	1:B:125:CYS:HB2	2.09	0.52
3:M:28:GLN:HB3	3:M:723:ARG:C	2.29	0.52
1:B:112:ILE:HB	1:B:150:TYR:CE1	2.45	0.52
2:C:89:GLU:HB3	3:M:729:ALA:HB1	1.91	0.52
2:C:149:VAL:CG1	3:M:800:ARG:HB3	2.22	0.52
1:B:84:PHE:HD2	3:M:829:TRP:HH2	1.53	0.52
2:C:96:LYS:CD	3:M:720:PHE:C	2.56	0.52
2:C:5:ASP:CG	2:C:69:LEU:HB3	2.30	0.52
1:B:98:MET:SD	1:B:154:CYS:SG	3.05	0.52
3:M:154:HIS:CE1	3:M:156:PHE:HD2	2.27	0.52
3:M:579:PHE:HE1	3:M:581:LEU:HD13	1.74	0.52
3:M:579:PHE:CD2	3:M:592:ILE:HD11	2.43	0.52
3:M:727:LEU:HD21	3:M:778:MET:HB2	1.91	0.52
3:M:154:HIS:CE1	3:M:156:PHE:HD2	2.27	0.52
3:M:579:PHE:HE1	3:M:581:LEU:HD13	1.74	0.52
3:M:579:PHE:CD2	3:M:592:ILE:HD11	2.43	0.52

Continued on next page...

Continued from previous page...

Atom-1	Atom-2	Interatomic distance (Å)	Clash overlap (Å)
3:M:154:HIS:CE1	3:M:156:PHE:HD2	2.27	0.52
3:M:579:PHE:HE1	3:M:581:LEU:HD13	1.74	0.52
3:M:579:PHE:CD2	3:M:592:ILE:HD11	2.43	0.52
3:M:727:LEU:HD21	3:M:778:MET:HB2	1.91	0.52
1:B:67:MET:SD	3:M:830:PRO:HB2	2.50	0.52
3:M:154:HIS:CE1	3:M:156:PHE:HD2	2.27	0.52
3:M:579:PHE:HE1	3:M:581:LEU:HD13	1.74	0.52
3:M:579:PHE:CD2	3:M:592:ILE:HD11	2.43	0.52
1:B:70:GLU:OE2	3:M:829:TRP:NE1	2.36	0.52
2:C:140:GLU:CB	3:M:738:MET:CB	2.86	0.52
1:B:124:GLN:O	1:B:125:CYS:HB2	2.09	0.52
3:M:154:HIS:CE1	3:M:156:PHE:HD2	2.27	0.52
3:M:579:PHE:HE1	3:M:581:LEU:HD13	1.74	0.52
3:M:579:PHE:CD2	3:M:592:ILE:HD11	2.43	0.52
3:M:154:HIS:CE1	3:M:156:PHE:HD2	2.27	0.52
3:M:579:PHE:HE1	3:M:581:LEU:HD13	1.74	0.52
3:M:579:PHE:CD2	3:M:592:ILE:HD11	2.43	0.52
1:B:112:ILE:HB	1:B:150:TYR:CE1	2.45	0.52
2:C:68:PHE:O	2:C:72:LEU:HG	2.09	0.52
3:M:154:HIS:CE1	3:M:156:PHE:HD2	2.27	0.52
3:M:579:PHE:HE1	3:M:581:LEU:HD13	1.74	0.52
3:M:579:PHE:CD2	3:M:592:ILE:HD11	2.43	0.52
3:M:727:LEU:HD21	3:M:778:MET:HB2	1.91	0.52
1:B:112:ILE:HB	1:B:150:TYR:CE1	2.45	0.52
1:B:112:ILE:HB	1:B:150:TYR:CE1	2.45	0.52
3:M:154:HIS:CE1	3:M:156:PHE:HD2	2.27	0.52
3:M:579:PHE:HE1	3:M:581:LEU:HD13	1.74	0.52
3:M:579:PHE:CD2	3:M:592:ILE:HD11	2.43	0.52
3:M:727:LEU:HD21	3:M:778:MET:HB2	1.91	0.52
2:C:106:GLU:OE1	3:M:722:GLN:OE1	2.26	0.52
3:M:278:GLN:HG3	3:M:318:GLY:H	1.75	0.52
3:M:506:GLU:OE2	3:M:763:THR:HB	2.09	0.52
1:B:137:TRP:HA	1:B:144:VAL:HG11	1.90	0.52
2:C:91:LEU:CA	3:M:725:ARG:HD3	2.39	0.52
3:M:278:GLN:HG3	3:M:318:GLY:H	1.75	0.52
3:M:278:GLN:HG3	3:M:318:GLY:H	1.75	0.52
3:M:292:MET:HE1	3:M:309:PRO:HD3	1.91	0.52
3:M:729:ALA:O	3:M:732:ILE:CD1	2.58	0.52
2:C:5:ASP:CG	2:C:69:LEU:HB3	2.30	0.52
3:M:278:GLN:HG3	3:M:318:GLY:H	1.75	0.52
1:B:67:MET:SD	3:M:830:PRO:HB2	2.50	0.52

Continued on next page...

Continued from previous page...

Atom-1	Atom-2	Interatomic distance (Å)	Clash overlap (Å)
1:B:126:ASP:O	2:C:21:GLY:HA3	2.08	0.52
2:C:68:PHE:O	2:C:72:LEU:HG	2.09	0.52
3:M:278:GLN:HG3	3:M:318:GLY:H	1.75	0.52
3:M:727:LEU:HD21	3:M:778:MET:HB2	1.90	0.52
1:B:100:ALA:HB1	3:M:816:ILE:HG12	1.91	0.52
3:M:278:GLN:HG3	3:M:318:GLY:H	1.75	0.52
3:M:709:LYS:C	3:M:710:GLY:C	2.68	0.52
2:C:68:PHE:O	2:C:72:LEU:HG	2.09	0.52
3:M:278:GLN:HG3	3:M:318:GLY:H	1.75	0.52
2:C:68:PHE:O	2:C:72:LEU:HG	2.09	0.52
3:M:783:LEU:O	3:M:787:ILE:N	2.28	0.52
3:M:135:TYR:CD2	3:M:191:ARG:HG2	2.44	0.52
3:M:783:LEU:O	3:M:787:ILE:N	2.28	0.52
1:B:41:ILE:HG12	1:B:76:ASN:OD1	2.08	0.52
1:B:67:MET:SD	3:M:830:PRO:HB2	2.50	0.52
1:B:112:ILE:HB	1:B:150:TYR:CE1	2.45	0.52
3:M:135:TYR:CD2	3:M:191:ARG:HG2	2.44	0.52
3:M:508:ILE:CG2	3:M:766:PHE:CZ	2.92	0.52
3:M:777:GLU:O	3:M:781:ASP:CB	2.57	0.52
1:B:67:MET:SD	3:M:830:PRO:HB2	2.50	0.52
1:B:137:TRP:HA	1:B:144:VAL:HG11	1.90	0.52
2:C:94:PHE:HA	3:M:27:ALA:HB2	0.68	0.52
2:C:103:MET:HB2	3:M:19:LYS:CE	2.37	0.52
3:M:135:TYR:CD2	3:M:191:ARG:HG2	2.44	0.52
1:B:41:ILE:HG12	1:B:76:ASN:OD1	2.09	0.52
2:C:61:LYS:HD2	2:C:71:MET:CG	2.38	0.52
1:B:41:ILE:HG12	1:B:76:ASN:OD1	2.09	0.52
1:B:87:LYS:HE3	3:M:829:TRP:CZ2	2.39	0.52
3:M:135:TYR:CD2	3:M:191:ARG:HG2	2.44	0.52
3:M:728:ASN:O	3:M:730:SER:N	2.31	0.52
3:M:759:ARG:O	3:M:766:PHE:N	2.32	0.52
3:M:135:TYR:CD2	3:M:191:ARG:HG2	2.44	0.52
1:B:84:PHE:HD2	3:M:829:TRP:HH2	1.53	0.52
2:C:68:PHE:O	2:C:72:LEU:HG	2.09	0.52
2:C:92:ARG:NH1	3:M:745:GLU:CB	1.79	0.52
2:C:139:TYR:CZ	3:M:725:ARG:CD	2.84	0.52
2:C:140:GLU:CD	3:M:742:LYS:CB	2.77	0.52
3:M:156:PHE:HD1	3:M:195:TYR:CD1	2.28	0.52
3:M:494:HIS:O	3:M:498:LEU:HB2	2.09	0.52
3:M:648:THR:HG23	3:M:651:ALA:N	2.24	0.52
2:C:92:ARG:CZ	3:M:736:GLN:HG2	2.39	0.52

Continued on next page...

Continued from previous page...

Atom-1	Atom-2	Interatomic distance (Å)	Clash overlap (Å)
3:M:156:PHE:HD1	3:M:195:TYR:CD1	2.28	0.52
3:M:494:HIS:O	3:M:498:LEU:HB2	2.09	0.52
3:M:648:THR:HG23	3:M:651:ALA:N	2.24	0.52
3:M:128:PRO:O	3:M:129:TYR:HB2	2.10	0.52
3:M:263:ALA:CB	3:M:449:LEU:HB3	2.32	0.52
3:M:295:LYS:HE3	3:M:332:MET:HE1	1.91	0.52
3:M:494:HIS:O	3:M:498:LEU:HB2	2.09	0.52
1:B:124:GLN:O	1:B:125:CYS:HB2	2.09	0.52
3:M:156:PHE:HD1	3:M:195:TYR:CD1	2.28	0.52
3:M:494:HIS:O	3:M:498:LEU:HB2	2.09	0.52
3:M:648:THR:HG23	3:M:651:ALA:N	2.24	0.52
3:M:725:ARG:HH22	3:M:736:GLN:HE21	1.27	0.52
3:M:156:PHE:HD1	3:M:195:TYR:CD1	2.28	0.52
3:M:494:HIS:O	3:M:498:LEU:HB2	2.09	0.52
3:M:648:THR:HG23	3:M:651:ALA:N	2.24	0.52
3:M:729:ALA:O	3:M:732:ILE:CD1	2.58	0.52
3:M:156:PHE:HD1	3:M:195:TYR:CD1	2.28	0.52
3:M:494:HIS:O	3:M:498:LEU:HB2	2.09	0.52
3:M:648:THR:HG23	3:M:651:ALA:N	2.24	0.52
3:M:156:PHE:HD1	3:M:195:TYR:CD1	2.28	0.52
3:M:494:HIS:O	3:M:498:LEU:HB2	2.09	0.52
3:M:648:THR:HG23	3:M:651:ALA:N	2.24	0.52
3:M:779:ARG:C	3:M:780:ASP:C	2.68	0.52
3:M:251:ARG:HB2	3:M:264:ASP:HB2	1.91	0.52
3:M:626:TYR:CD1	3:M:647:GLN:OE1	2.59	0.52
3:M:251:ARG:HB2	3:M:264:ASP:HB2	1.91	0.52
3:M:626:TYR:CD1	3:M:647:GLN:OE1	2.59	0.52
1:B:67:MET:SD	3:M:830:PRO:HB2	2.50	0.52
3:M:154:HIS:CE1	3:M:156:PHE:HD2	2.27	0.52
3:M:251:ARG:HB2	3:M:264:ASP:HB2	1.91	0.52
3:M:626:TYR:CD1	3:M:647:GLN:OE1	2.59	0.52
3:M:794:CYS:O	3:M:798:LEU:N	2.37	0.52
3:M:251:ARG:HB2	3:M:264:ASP:HB2	1.91	0.52
3:M:626:TYR:CD1	3:M:647:GLN:OE1	2.59	0.52
2:C:89:GLU:O	3:M:725:ARG:HA	2.01	0.52
3:M:154:HIS:CE1	3:M:156:PHE:HD2	2.27	0.52
3:M:779:ARG:C	3:M:780:ASP:N	2.63	0.52
2:C:106:GLU:CD	3:M:112:ALA:HB2	2.30	0.52
2:C:147:MET:SD	3:M:793:ARG:CD	2.94	0.52
3:M:32:PHE:CD1	3:M:777:GLU:O	2.33	0.52
3:M:80:MET:HG2	3:M:776:GLU:HB3	1.92	0.52

Continued on next page...

Continued from previous page...

Atom-1	Atom-2	Interatomic distance (Å)	Clash overlap (Å)
3:M:251:ARG:HB2	3:M:264:ASP:HB2	1.91	0.52
3:M:626:TYR:CD1	3:M:647:GLN:OE1	2.59	0.52
3:M:154:HIS:CE1	3:M:156:PHE:HD2	2.27	0.52
3:M:805:ARG:O	3:M:809:ARG:HG3	2.09	0.52
2:C:68:PHE:O	2:C:72:LEU:HG	2.09	0.52
2:C:147:MET:SD	3:M:793:ARG:CD	2.94	0.52
3:M:251:ARG:HB2	3:M:264:ASP:HB2	1.91	0.52
3:M:626:TYR:CD1	3:M:647:GLN:OE1	2.59	0.52
1:B:67:MET:SD	3:M:830:PRO:HB2	2.50	0.52
3:M:251:ARG:HB2	3:M:264:ASP:HB2	1.91	0.52
3:M:626:TYR:CD1	3:M:647:GLN:OE1	2.59	0.52
1:B:100:ALA:HB1	3:M:816:ILE:HG12	1.91	0.52
2:C:5:ASP:CG	2:C:69:LEU:HB3	2.30	0.52
3:M:154:HIS:CE1	3:M:156:PHE:HD2	2.27	0.52
3:M:783:LEU:O	3:M:787:ILE:N	2.28	0.52
3:M:154:HIS:CE1	3:M:156:PHE:HD2	2.27	0.52
3:M:729:ALA:O	3:M:732:ILE:CD1	2.58	0.52
3:M:251:ARG:HB2	3:M:264:ASP:HB2	1.91	0.52
3:M:626:TYR:CD1	3:M:647:GLN:OE1	2.59	0.52
2:C:139:TYR:HE2	3:M:725:ARG:HE	1.57	0.52
3:M:135:TYR:HD2	3:M:191:ARG:CD	2.23	0.52
3:M:232:PHE:CE1	3:M:287:ILE:HD13	2.44	0.52
3:M:432:ALA:N	3:M:601:ASP:CB	2.72	0.52
3:M:135:TYR:HD2	3:M:191:ARG:CD	2.23	0.52
3:M:232:PHE:CE1	3:M:287:ILE:HD13	2.44	0.52
3:M:432:ALA:N	3:M:601:ASP:CB	2.72	0.52
3:M:727:LEU:HD21	3:M:778:MET:HB2	1.91	0.52
3:M:265:ILE:C	3:M:442:VAL:HG13	2.26	0.52
3:M:579:PHE:CD2	3:M:592:ILE:HD11	2.44	0.52
3:M:135:TYR:HD2	3:M:191:ARG:CD	2.23	0.52
3:M:232:PHE:CE1	3:M:287:ILE:HD13	2.44	0.52
3:M:432:ALA:N	3:M:601:ASP:CB	2.72	0.52
3:M:508:ILE:CG2	3:M:766:PHE:CD1	2.92	0.52
3:M:508:ILE:CG2	3:M:766:PHE:CG	2.92	0.52
3:M:783:LEU:O	3:M:787:ILE:N	2.28	0.52
2:C:105:ALA:HB3	3:M:16:TYR:N	2.24	0.52
2:C:136:CYS:HA	3:M:11:GLY:CA	2.37	0.52
3:M:135:TYR:HD2	3:M:191:ARG:CD	2.23	0.52
3:M:232:PHE:CE1	3:M:287:ILE:HD13	2.44	0.52
3:M:432:ALA:N	3:M:601:ASP:CB	2.72	0.52
1:B:67:MET:SD	3:M:830:PRO:HB2	2.50	0.52

Continued on next page...

Continued from previous page...

Atom-1	Atom-2	Interatomic distance (Å)	Clash overlap (Å)
3:M:135:TYR:HD2	3:M:191:ARG:CD	2.23	0.52
3:M:232:PHE:CE1	3:M:287:ILE:HD13	2.44	0.52
3:M:432:ALA:N	3:M:601:ASP:CB	2.72	0.52
1:B:84:PHE:HD2	3:M:829:TRP:HH2	1.52	0.52
3:M:135:TYR:HD2	3:M:191:ARG:CD	2.23	0.52
3:M:232:PHE:CE1	3:M:287:ILE:HD13	2.44	0.52
3:M:432:ALA:N	3:M:601:ASP:CB	2.72	0.52
3:M:727:LEU:HD21	3:M:778:MET:HB2	1.91	0.52
3:M:41:VAL:HG21	3:M:76:GLN:HG3	1.92	0.52
1:B:41:ILE:HG12	1:B:76:ASN:OD1	2.09	0.52
1:B:100:ALA:HB1	3:M:816:ILE:HG12	1.91	0.52
3:M:41:VAL:HG21	3:M:76:GLN:HG3	1.92	0.52
3:M:135:TYR:HD2	3:M:191:ARG:CD	2.23	0.52
3:M:221:GLN:HB2	3:M:449:LEU:HD11	1.91	0.52
3:M:432:ALA:H	3:M:601:ASP:CB	2.21	0.52
3:M:41:VAL:HG21	3:M:76:GLN:HG3	1.92	0.52
3:M:776:GLU:O	3:M:780:ASP:N	2.43	0.52
3:M:41:VAL:HG21	3:M:76:GLN:HG3	1.92	0.52
3:M:135:TYR:HD2	3:M:191:ARG:CD	2.23	0.52
3:M:221:GLN:HB2	3:M:449:LEU:HD11	1.91	0.52
3:M:432:ALA:H	3:M:601:ASP:CB	2.21	0.52
3:M:41:VAL:HG21	3:M:76:GLN:HG3	1.92	0.52
1:B:41:ILE:HG12	1:B:76:ASN:OD1	2.09	0.52
3:M:135:TYR:HD2	3:M:191:ARG:CD	2.23	0.52
3:M:221:GLN:HB2	3:M:449:LEU:HD11	1.91	0.52
3:M:432:ALA:H	3:M:601:ASP:CB	2.21	0.52
3:M:41:VAL:HG21	3:M:76:GLN:HG3	1.92	0.52
3:M:41:VAL:HG21	3:M:76:GLN:HG3	1.92	0.52
1:B:41:ILE:HG12	1:B:76:ASN:OD1	2.09	0.52
2:C:88:VAL:HG22	3:M:732:ILE:O	2.09	0.52
3:M:135:TYR:HD2	3:M:191:ARG:CD	2.23	0.52
3:M:221:GLN:HB2	3:M:449:LEU:HD11	1.91	0.52
3:M:432:ALA:H	3:M:601:ASP:CB	2.21	0.52
3:M:135:TYR:HD2	3:M:191:ARG:CD	2.23	0.52
3:M:221:GLN:HB2	3:M:449:LEU:HD11	1.91	0.52
3:M:432:ALA:H	3:M:601:ASP:CB	2.21	0.52
1:B:67:MET:SD	3:M:830:PRO:HB2	2.50	0.52
3:M:41:VAL:HG21	3:M:76:GLN:HG3	1.92	0.52
3:M:128:PRO:O	3:M:129:TYR:HB2	2.10	0.52
3:M:135:TYR:CD2	3:M:191:ARG:HG2	2.44	0.52
3:M:592:ILE:O	3:M:592:ILE:HG22	2.10	0.52

Continued on next page...

Continued from previous page...

Atom-1	Atom-2	Interatomic distance (Å)	Clash overlap (Å)
3:M:128:PRO:O	3:M:129:TYR:HB2	2.10	0.52
3:M:135:TYR:CD2	3:M:191:ARG:HG2	2.44	0.52
3:M:592:ILE:O	3:M:592:ILE:HG22	2.10	0.52
1:B:112:ILE:HB	1:B:150:TYR:CE1	2.45	0.52
3:M:232:PHE:CE1	3:M:287:ILE:HD13	2.44	0.52
3:M:400:ALA:HB1	3:M:606:THR:HG22	1.92	0.52
1:B:98:MET:SD	1:B:154:CYS:SG	3.05	0.52
2:C:96:LYS:HZ3	3:M:725:ARG:CG	2.22	0.52
3:M:128:PRO:O	3:M:129:TYR:HB2	2.10	0.52
3:M:135:TYR:CD2	3:M:191:ARG:HG2	2.44	0.52
3:M:592:ILE:O	3:M:592:ILE:HG22	2.10	0.52
3:M:729:ALA:O	3:M:732:ILE:CD1	2.58	0.52
1:B:112:ILE:HB	1:B:150:TYR:CE1	2.45	0.52
3:M:128:PRO:O	3:M:129:TYR:HB2	2.10	0.52
3:M:135:TYR:CD2	3:M:191:ARG:HG2	2.44	0.52
3:M:592:ILE:O	3:M:592:ILE:HG22	2.10	0.52
2:C:5:ASP:CG	2:C:69:LEU:HB3	2.30	0.52
3:M:128:PRO:O	3:M:129:TYR:HB2	2.10	0.52
3:M:135:TYR:CD2	3:M:191:ARG:HG2	2.44	0.52
3:M:592:ILE:O	3:M:592:ILE:HG22	2.10	0.52
3:M:128:PRO:O	3:M:129:TYR:HB2	2.10	0.52
3:M:135:TYR:CD2	3:M:191:ARG:HG2	2.44	0.52
3:M:592:ILE:O	3:M:592:ILE:HG22	2.10	0.52
3:M:41:VAL:HG13	3:M:42:HIS:N	2.25	0.52
3:M:41:VAL:HG13	3:M:42:HIS:N	2.25	0.52
3:M:41:VAL:HG13	3:M:42:HIS:N	2.25	0.52
3:M:263:ALA:CB	3:M:449:LEU:HB3	2.32	0.52
2:C:61:LYS:HD2	2:C:71:MET:CG	2.38	0.52
3:M:41:VAL:HG13	3:M:42:HIS:N	2.25	0.52
3:M:41:VAL:HG13	3:M:42:HIS:N	2.25	0.52
3:M:729:ALA:O	3:M:732:ILE:CD1	2.58	0.52
1:B:100:ALA:HB1	3:M:816:ILE:HG12	1.91	0.52
3:M:41:VAL:HG13	3:M:42:HIS:N	2.25	0.52
3:M:263:ALA:CB	3:M:449:LEU:HB3	2.32	0.52
1:B:100:ALA:HB1	3:M:816:ILE:HG12	1.91	0.52
3:M:34:ALA:H	3:M:778:MET:HG2	1.73	0.52
3:M:41:VAL:HG13	3:M:42:HIS:N	2.25	0.52
3:M:727:LEU:HD21	3:M:778:MET:HB2	1.91	0.52
3:M:41:VAL:HG13	3:M:42:HIS:N	2.25	0.52
3:M:263:ALA:CB	3:M:449:LEU:HB3	2.32	0.52
3:M:729:ALA:O	3:M:732:ILE:CD1	2.58	0.52

Continued on next page...

Continued from previous page...

Atom-1	Atom-2	Interatomic distance (Å)	Clash overlap (Å)
3:M:41:VAL:HG13	3:M:42:HIS:N	2.25	0.52
1:B:100:ALA:HB1	3:M:816:ILE:HG12	1.91	0.52
3:M:41:VAL:HG13	3:M:42:HIS:N	2.25	0.52
3:M:41:VAL:HG13	3:M:42:HIS:N	2.25	0.52
3:M:263:ALA:CB	3:M:449:LEU:HB3	2.32	0.52
2:C:5:ASP:CG	2:C:69:LEU:HB3	2.30	0.52
3:M:41:VAL:HG13	3:M:42:HIS:N	2.25	0.52
3:M:263:ALA:CB	3:M:449:LEU:HB3	2.32	0.52
3:M:41:VAL:HG13	3:M:42:HIS:N	2.25	0.52
1:B:67:MET:SD	3:M:830:PRO:HB2	2.50	0.52
1:B:41:ILE:HG12	1:B:76:ASN:OD1	2.09	0.52
1:B:112:ILE:HB	1:B:150:TYR:CE1	2.45	0.52
1:B:124:GLN:O	1:B:125:CYS:HB2	2.09	0.52
1:B:67:MET:SD	3:M:830:PRO:HB2	2.50	0.52
1:B:137:TRP:HA	1:B:144:VAL:HG11	1.90	0.52
3:M:648:THR:HG23	3:M:651:ALA:N	2.25	0.52
3:M:510:TRP:CD2	3:M:711:PHE:CE2	2.97	0.52
3:M:709:LYS:N	3:M:710:GLY:N	2.58	0.52
3:M:92:ALA:HB1	3:M:713:SER:HB3	1.91	0.52
3:M:97:LEU:HD22	3:M:769:ALA:HA	1.92	0.52
3:M:729:ALA:O	3:M:732:ILE:CD1	2.58	0.52
3:M:41:VAL:HG21	3:M:76:GLN:HG3	1.92	0.52
3:M:135:TYR:HD2	3:M:191:ARG:HD3	1.73	0.52
3:M:729:ALA:O	3:M:732:ILE:CD1	2.58	0.52
1:B:112:ILE:HB	1:B:150:TYR:CE1	2.45	0.52
3:M:729:ALA:O	3:M:732:ILE:CD1	2.58	0.52
3:M:41:VAL:HG21	3:M:76:GLN:HG3	1.92	0.52
3:M:135:TYR:HD2	3:M:191:ARG:HD3	1.73	0.52
3:M:779:ARG:NE	3:M:783:LEU:HD22	2.23	0.52
2:C:103:MET:HB3	3:M:19:LYS:HZ1	1.59	0.52
1:B:87:LYS:HE3	3:M:829:TRP:CZ2	2.39	0.52
3:M:41:VAL:HG21	3:M:76:GLN:HG3	1.92	0.52
3:M:135:TYR:HD2	3:M:191:ARG:HD3	1.73	0.52
1:B:67:MET:SD	3:M:830:PRO:HB2	2.50	0.52
1:B:124:GLN:O	1:B:125:CYS:HB2	2.09	0.52
3:M:783:LEU:O	3:M:787:ILE:N	2.28	0.52
3:M:729:ALA:O	3:M:732:ILE:CD1	2.58	0.52
3:M:41:VAL:HG21	3:M:76:GLN:HG3	1.92	0.52
3:M:135:TYR:HD2	3:M:191:ARG:HD3	1.73	0.52
2:C:68:PHE:O	2:C:72:LEU:HG	2.09	0.52
3:M:41:VAL:HG21	3:M:76:GLN:HG3	1.92	0.52

Continued on next page...

Continued from previous page...

Atom-1	Atom-2	Interatomic distance (Å)	Clash overlap (Å)
3:M:135:TYR:HD2	3:M:191:ARG:HD3	1.73	0.52
2:C:92:ARG:CB	3:M:725:ARG:HH11	2.14	0.52
2:C:93:VAL:HG11	3:M:726:VAL:HB	1.92	0.52
2:C:96:LYS:CE	3:M:721:LYS:HG2	2.38	0.52
3:M:726:VAL:HG22	3:M:786:ILE:HD13	1.91	0.52
3:M:729:ALA:O	3:M:732:ILE:CD1	2.58	0.52
3:M:41:VAL:HG13	3:M:42:HIS:N	2.25	0.51
3:M:63:LYS:HG2	3:M:64:THR:H	1.75	0.51
3:M:661:MET:O	3:M:665:ARG:HG3	2.09	0.51
3:M:729:ALA:O	3:M:732:ILE:CD1	2.58	0.51
1:B:84:PHE:HD2	3:M:829:TRP:HH2	1.53	0.51
3:M:41:VAL:HG13	3:M:42:HIS:N	2.25	0.51
3:M:63:LYS:HG2	3:M:64:THR:H	1.75	0.51
3:M:661:MET:O	3:M:665:ARG:HG3	2.09	0.51
3:M:729:ALA:O	3:M:732:ILE:CD1	2.58	0.51
1:B:100:ALA:HB1	3:M:816:ILE:HG12	1.91	0.51
3:M:63:LYS:HG2	3:M:64:THR:H	1.75	0.51
3:M:277:PHE:HA	3:M:317:GLN:NE2	2.25	0.51
3:M:41:VAL:HG13	3:M:42:HIS:N	2.25	0.51
3:M:63:LYS:HG2	3:M:64:THR:H	1.75	0.51
3:M:661:MET:O	3:M:665:ARG:HG3	2.09	0.51
3:M:41:VAL:HG13	3:M:42:HIS:N	2.25	0.51
3:M:63:LYS:HG2	3:M:64:THR:H	1.75	0.51
3:M:661:MET:O	3:M:665:ARG:HG3	2.09	0.51
1:B:124:GLN:O	1:B:125:CYS:HB2	2.09	0.51
3:M:41:VAL:HG13	3:M:42:HIS:N	2.25	0.51
3:M:63:LYS:HG2	3:M:64:THR:H	1.75	0.51
3:M:661:MET:O	3:M:665:ARG:HG3	2.09	0.51
3:M:729:ALA:O	3:M:732:ILE:CD1	2.58	0.51
3:M:783:LEU:O	3:M:787:ILE:N	2.28	0.51
3:M:41:VAL:HG13	3:M:42:HIS:N	2.25	0.51
3:M:63:LYS:HG2	3:M:64:THR:H	1.75	0.51
3:M:661:MET:O	3:M:665:ARG:HG3	2.09	0.51
3:M:729:ALA:O	3:M:732:ILE:CD1	2.58	0.51
3:M:135:TYR:HD2	3:M:191:ARG:CD	2.23	0.51
3:M:292:MET:CE	3:M:309:PRO:HA	2.39	0.51
3:M:546:THR:CG2	3:M:548:THR:HB	2.41	0.51
3:M:135:TYR:HD2	3:M:191:ARG:CD	2.23	0.51
3:M:292:MET:CE	3:M:309:PRO:HA	2.39	0.51
3:M:546:THR:CG2	3:M:548:THR:HB	2.41	0.51
3:M:292:MET:CE	3:M:309:PRO:HA	2.39	0.51

Continued on next page...

Continued from previous page...

Atom-1	Atom-2	Interatomic distance (Å)	Clash overlap (Å)
2:C:5:ASP:CG	2:C:69:LEU:HB3	2.31	0.51
2:C:110:VAL:CG2	3:M:29:ASN:CG	2.78	0.51
3:M:135:TYR:HD2	3:M:191:ARG:CD	2.23	0.51
3:M:292:MET:CE	3:M:309:PRO:HA	2.39	0.51
3:M:546:THR:CG2	3:M:548:THR:HB	2.41	0.51
3:M:779:ARG:C	3:M:780:ASP:C	2.69	0.51
1:B:144:VAL:CG2	1:B:148:VAL:HG13	2.40	0.51
3:M:135:TYR:HD2	3:M:191:ARG:CD	2.23	0.51
3:M:292:MET:CE	3:M:309:PRO:HA	2.39	0.51
3:M:546:THR:CG2	3:M:548:THR:HB	2.41	0.51
3:M:755:HIS:HA	3:M:758:TYR:HE1	1.65	0.51
3:M:292:MET:CE	3:M:309:PRO:HA	2.39	0.51
3:M:729:ALA:O	3:M:732:ILE:CD1	2.58	0.51
2:C:96:LYS:CB	3:M:21:GLU:HA	2.38	0.51
3:M:93:MET:HE1	3:M:764:LYS:CD	2.27	0.51
3:M:135:TYR:HD2	3:M:191:ARG:CD	2.23	0.51
3:M:292:MET:CE	3:M:309:PRO:HA	2.39	0.51
3:M:546:THR:CG2	3:M:548:THR:HB	2.41	0.51
3:M:292:MET:CE	3:M:309:PRO:HA	2.39	0.51
3:M:804:ARG:O	3:M:808:GLU:OE1	2.27	0.51
3:M:135:TYR:HD2	3:M:191:ARG:CD	2.23	0.51
3:M:292:MET:CE	3:M:309:PRO:HA	2.39	0.51
3:M:546:THR:CG2	3:M:548:THR:HB	2.41	0.51
1:B:98:MET:SD	1:B:154:CYS:SG	3.05	0.51
3:M:135:TYR:HD2	3:M:191:ARG:CD	2.23	0.51
3:M:292:MET:CE	3:M:309:PRO:HA	2.39	0.51
3:M:546:THR:CG2	3:M:548:THR:HB	2.41	0.51
3:M:292:MET:CE	3:M:309:PRO:HA	2.39	0.51
1:B:144:VAL:CG2	1:B:148:VAL:HG13	2.40	0.51
3:M:292:MET:CE	3:M:309:PRO:HA	2.39	0.51
1:B:144:VAL:CG2	1:B:148:VAL:HG13	2.40	0.51
3:M:135:TYR:HD2	3:M:191:ARG:CD	2.23	0.51
3:M:292:MET:CE	3:M:309:PRO:HA	2.39	0.51
3:M:546:THR:CG2	3:M:548:THR:HB	2.41	0.51
1:B:68:ILE:HG12	1:B:75:ILE:HD11	1.92	0.51
1:B:112:ILE:HB	1:B:150:TYR:CE1	2.45	0.51
3:M:400:ALA:HB1	3:M:606:THR:HG22	1.92	0.51
3:M:546:THR:CG2	3:M:548:THR:HB	2.41	0.51
2:C:68:PHE:O	2:C:72:LEU:HG	2.09	0.51
3:M:400:ALA:HB1	3:M:606:THR:HG22	1.92	0.51
3:M:546:THR:CG2	3:M:548:THR:HB	2.41	0.51

Continued on next page...

Continued from previous page...

Atom-1	Atom-2	Interatomic distance (Å)	Clash overlap (Å)
3:M:135:TYR:HD2	3:M:191:ARG:CD	2.23	0.51
2:C:68:PHE:O	2:C:72:LEU:HG	2.09	0.51
3:M:400:ALA:HB1	3:M:606:THR:HG22	1.92	0.51
3:M:546:THR:CG2	3:M:548:THR:HB	2.41	0.51
3:M:776:GLU:O	3:M:780:ASP:N	2.43	0.51
2:C:63:ILE:HG21	2:C:67:GLU:HB2	1.93	0.51
2:C:131:GLU:HA	3:M:12:GLU:OE1	2.07	0.51
3:M:21:GLU:O	3:M:786:ILE:HD12	2.10	0.51
3:M:400:ALA:HB1	3:M:606:THR:HG22	1.92	0.51
3:M:546:THR:CG2	3:M:548:THR:HB	2.41	0.51
1:B:112:ILE:HB	1:B:150:TYR:CE1	2.45	0.51
3:M:400:ALA:HB1	3:M:606:THR:HG22	1.92	0.51
3:M:546:THR:CG2	3:M:548:THR:HB	2.41	0.51
2:C:5:ASP:CG	2:C:69:LEU:HB3	2.30	0.51
3:M:400:ALA:HB1	3:M:606:THR:HG22	1.92	0.51
3:M:546:THR:CG2	3:M:548:THR:HB	2.41	0.51
3:M:63:LYS:HG2	3:M:64:THR:H	1.75	0.51
3:M:221:GLN:HB2	3:M:449:LEU:HD11	1.91	0.51
2:C:61:LYS:HD2	2:C:71:MET:CG	2.38	0.51
3:M:63:LYS:HG2	3:M:64:THR:H	1.75	0.51
3:M:221:GLN:HB2	3:M:449:LEU:HD11	1.91	0.51
3:M:805:ARG:O	3:M:806:MET:C	2.49	0.51
2:C:94:PHE:HA	3:M:723:ARG:HG2	1.92	0.51
2:C:149:VAL:CG1	3:M:800:ARG:HB3	2.22	0.51
3:M:63:LYS:HG2	3:M:64:THR:H	1.75	0.51
3:M:221:GLN:HB2	3:M:449:LEU:HD11	1.91	0.51
1:B:100:ALA:HB1	3:M:816:ILE:HG12	1.91	0.51
3:M:63:LYS:HG2	3:M:64:THR:H	1.75	0.51
3:M:96:HIS:ND1	3:M:770:GLY:HA2	2.25	0.51
3:M:221:GLN:HB2	3:M:449:LEU:HD11	1.91	0.51
1:B:144:VAL:CG2	1:B:148:VAL:HG13	2.40	0.51
2:C:98:GLY:N	3:M:21:GLU:H	2.03	0.51
2:C:106:GLU:CD	3:M:112:ALA:CB	2.78	0.51
3:M:63:LYS:HG2	3:M:64:THR:H	1.75	0.51
3:M:221:GLN:HB2	3:M:449:LEU:HD11	1.91	0.51
1:B:67:MET:SD	3:M:830:PRO:HB2	2.50	0.51
1:B:144:VAL:CG2	1:B:148:VAL:HG13	2.40	0.51
2:C:5:ASP:CG	2:C:69:LEU:HB3	2.30	0.51
2:C:5:ASP:CG	2:C:69:LEU:HB3	2.31	0.51
3:M:63:LYS:HG2	3:M:64:THR:H	1.75	0.51
3:M:221:GLN:HB2	3:M:449:LEU:HD11	1.91	0.51

Continued on next page...

Continued from previous page...

Atom-1	Atom-2	Interatomic distance (Å)	Clash overlap (Å)
2:C:63:ILE:HG21	2:C:67:GLU:HB2	1.93	0.51
3:M:63:LYS:HG2	3:M:64:THR:H	1.75	0.51
3:M:221:GLN:HB2	3:M:449:LEU:HD11	1.91	0.51
3:M:729:ALA:O	3:M:732:ILE:CD1	2.58	0.51
3:M:779:ARG:NE	3:M:783:LEU:HD22	2.23	0.51
3:M:63:LYS:HG2	3:M:64:THR:H	1.75	0.51
3:M:221:GLN:HB2	3:M:449:LEU:HD11	1.91	0.51
1:B:144:VAL:CA	1:B:148:VAL:HA	2.36	0.51
3:M:277:PHE:HA	3:M:317:GLN:NE2	2.26	0.51
1:B:67:MET:SD	3:M:830:PRO:HB2	2.50	0.51
3:M:277:PHE:HA	3:M:317:GLN:NE2	2.26	0.51
1:B:68:ILE:HG12	1:B:75:ILE:HD11	1.93	0.51
3:M:156:PHE:HD1	3:M:195:TYR:CD1	2.27	0.51
1:B:144:VAL:CG2	1:B:148:VAL:HG13	2.40	0.51
3:M:277:PHE:HA	3:M:317:GLN:NE2	2.26	0.51
2:C:5:ASP:CG	2:C:69:LEU:HB3	2.30	0.51
3:M:22:LYS:CA	3:M:786:ILE:HB	2.41	0.51
3:M:277:PHE:HA	3:M:317:GLN:NE2	2.26	0.51
2:C:63:ILE:HG21	2:C:67:GLU:HB2	1.93	0.51
3:M:277:PHE:HA	3:M:317:GLN:NE2	2.26	0.51
3:M:277:PHE:HA	3:M:317:GLN:NE2	2.26	0.51
2:C:63:ILE:HG21	2:C:67:GLU:HB2	1.93	0.51
2:C:93:VAL:C	3:M:726:VAL:HG22	2.30	0.51
3:M:22:LYS:O	3:M:26:GLU:N	2.30	0.51
3:M:22:LYS:O	3:M:26:GLU:N	2.30	0.51
3:M:729:ALA:O	3:M:732:ILE:CD1	2.58	0.51
1:B:68:ILE:HG12	1:B:75:ILE:HD11	1.93	0.51
1:B:144:VAL:CG2	1:B:148:VAL:HG13	2.40	0.51
3:M:22:LYS:O	3:M:26:GLU:N	2.30	0.51
1:B:112:ILE:HB	1:B:150:TYR:CE1	2.45	0.51
3:M:22:LYS:O	3:M:26:GLU:N	2.30	0.51
1:B:144:VAL:CG2	1:B:148:VAL:HG13	2.40	0.51
1:B:100:ALA:HB1	3:M:816:ILE:HG12	1.91	0.51
3:M:22:LYS:O	3:M:26:GLU:N	2.30	0.51
3:M:22:LYS:O	3:M:26:GLU:N	2.30	0.51
1:B:68:ILE:HG12	1:B:75:ILE:HD11	1.92	0.51
2:C:92:ARG:HD3	3:M:725:ARG:CZ	2.38	0.51
2:C:63:ILE:HG21	2:C:67:GLU:HB2	1.93	0.51
3:M:22:LYS:O	3:M:26:GLU:N	2.30	0.51
3:M:263:ALA:CB	3:M:449:LEU:HB3	2.32	0.51
3:M:424:ASN:HB3	3:M:600:LYS:HD2	1.92	0.51

Continued on next page...

Continued from previous page...

Atom-1	Atom-2	Interatomic distance (Å)	Clash overlap (Å)
1:B:68:ILE:HG12	1:B:75:ILE:HD11	1.92	0.51
3:M:263:ALA:CB	3:M:449:LEU:HB3	2.32	0.51
3:M:424:ASN:HB3	3:M:600:LYS:HD2	1.92	0.51
3:M:40:VAL:HG13	3:M:41:VAL:O	2.10	0.51
3:M:428:ALA:C	3:M:601:ASP:CA	2.72	0.51
3:M:263:ALA:CB	3:M:449:LEU:HB3	2.32	0.51
3:M:424:ASN:HB3	3:M:600:LYS:HD2	1.92	0.51
2:C:65:PHE:CD1	2:C:65:PHE:N	2.79	0.51
2:C:91:LEU:O	3:M:4:ASP:OD1	2.28	0.51
2:C:97:GLU:OE2	3:M:152:PRO:CD	2.52	0.51
2:C:137:ILE:HG12	3:M:12:GLU:HA	1.93	0.51
2:C:147:MET:SD	3:M:793:ARG:CD	2.94	0.51
3:M:25:ILE:HA	3:M:781:ASP:C	2.31	0.51
3:M:263:ALA:CB	3:M:449:LEU:HB3	2.32	0.51
3:M:424:ASN:HB3	3:M:600:LYS:HD2	1.92	0.51
1:B:107:ASP:N	2:C:128:LYS:CE	2.73	0.51
3:M:263:ALA:CB	3:M:449:LEU:HB3	2.32	0.51
3:M:424:ASN:HB3	3:M:600:LYS:HD2	1.92	0.51
3:M:263:ALA:CB	3:M:449:LEU:HB3	2.32	0.51
3:M:424:ASN:HB3	3:M:600:LYS:HD2	1.92	0.51
2:C:5:ASP:CG	2:C:69:LEU:HB3	2.31	0.51
3:M:135:TYR:CD2	3:M:191:ARG:HG2	2.44	0.51
1:B:67:MET:SD	3:M:830:PRO:HB2	2.50	0.51
3:M:135:TYR:CD2	3:M:191:ARG:HG2	2.44	0.51
2:C:5:ASP:CG	2:C:69:LEU:HB3	2.30	0.51
3:M:22:LYS:O	3:M:26:GLU:N	2.30	0.51
3:M:40:VAL:HG13	3:M:41:VAL:O	2.10	0.51
3:M:418:THR:O	3:M:422:VAL:HG23	2.11	0.51
3:M:546:THR:CG2	3:M:548:THR:HB	2.41	0.51
3:M:579:PHE:HE1	3:M:581:LEU:HD13	1.74	0.51
1:B:100:ALA:HB1	3:M:816:ILE:HG12	1.91	0.51
3:M:135:TYR:CD2	3:M:191:ARG:HG2	2.44	0.51
2:C:5:ASP:CG	2:C:69:LEU:HB3	2.31	0.51
2:C:105:ALA:HB1	3:M:15:PRO:CA	2.40	0.51
3:M:135:TYR:CD2	3:M:191:ARG:HG2	2.44	0.51
1:B:101:PHE:CD2	3:M:816:ILE:HD13	2.15	0.51
3:M:22:LYS:O	3:M:26:GLU:N	2.30	0.51
3:M:40:VAL:HG13	3:M:41:VAL:O	2.10	0.51
3:M:418:THR:O	3:M:422:VAL:HG23	2.11	0.51
3:M:546:THR:CG2	3:M:548:THR:HB	2.41	0.51
3:M:579:PHE:HE1	3:M:581:LEU:HD13	1.74	0.51

Continued on next page...

Continued from previous page...

Atom-1	Atom-2	Interatomic distance (Å)	Clash overlap (Å)
1:B:68:ILE:HG12	1:B:75:ILE:HD11	1.93	0.51
3:M:135:TYR:CD2	3:M:191:ARG:HG2	2.44	0.51
3:M:729:ALA:O	3:M:732:ILE:CD1	2.58	0.51
3:M:22:LYS:O	3:M:26:GLU:N	2.30	0.51
3:M:40:VAL:HG13	3:M:41:VAL:O	2.10	0.51
3:M:418:THR:O	3:M:422:VAL:HG23	2.11	0.51
3:M:546:THR:CG2	3:M:548:THR:HB	2.41	0.51
3:M:579:PHE:HE1	3:M:581:LEU:HD13	1.74	0.51
1:B:68:ILE:HG12	1:B:75:ILE:HD11	1.92	0.51
3:M:135:TYR:CD2	3:M:191:ARG:HG2	2.44	0.51
3:M:135:TYR:CD2	3:M:191:ARG:HG2	2.44	0.51
3:M:22:LYS:O	3:M:26:GLU:N	2.30	0.51
3:M:40:VAL:HG13	3:M:41:VAL:O	2.10	0.51
3:M:418:THR:O	3:M:422:VAL:HG23	2.11	0.51
3:M:546:THR:CG2	3:M:548:THR:HB	2.41	0.51
3:M:579:PHE:HE1	3:M:581:LEU:HD13	1.74	0.51
2:C:147:MET:SD	3:M:793:ARG:CD	2.93	0.51
3:M:22:LYS:O	3:M:26:GLU:N	2.30	0.51
3:M:40:VAL:HG13	3:M:41:VAL:O	2.10	0.51
3:M:418:THR:O	3:M:422:VAL:HG23	2.11	0.51
3:M:546:THR:CG2	3:M:548:THR:HB	2.41	0.51
3:M:579:PHE:HE1	3:M:581:LEU:HD13	1.74	0.51
2:C:93:VAL:HG23	3:M:725:ARG:CD	2.40	0.51
3:M:135:TYR:CD2	3:M:191:ARG:HG2	2.44	0.51
2:C:94:PHE:HB3	3:M:722:GLN:O	2.10	0.51
3:M:727:LEU:HD21	3:M:778:MET:HB2	1.91	0.51
2:C:65:PHE:CD1	2:C:65:PHE:N	2.79	0.51
1:B:84:PHE:CD2	3:M:829:TRP:HH2	2.28	0.51
3:M:418:THR:O	3:M:422:VAL:HG23	2.11	0.51
3:M:762:HIS:CD2	3:M:762:HIS:N	2.78	0.51
2:C:96:LYS:NZ	3:M:725:ARG:CG	2.73	0.51
2:C:101:THR:HB	3:M:10:PHE:CD1	2.46	0.51
2:C:110:VAL:HG11	3:M:20:SER:HB3	1.48	0.51
3:M:86:ASP:N	3:M:776:GLU:HB3	2.25	0.51
1:B:144:VAL:CG2	1:B:148:VAL:HG13	2.40	0.51
1:B:144:VAL:CA	1:B:148:VAL:HA	2.36	0.51
2:C:61:LYS:HD2	2:C:71:MET:CG	2.38	0.51
2:C:63:ILE:HG21	2:C:67:GLU:HB2	1.93	0.51
1:B:144:VAL:CG2	1:B:148:VAL:HG13	2.40	0.51
3:M:40:VAL:HG13	3:M:41:VAL:O	2.10	0.51
1:B:144:VAL:CG2	1:B:148:VAL:HG13	2.40	0.51

Continued on next page...

Continued from previous page...

Atom-1	Atom-2	Interatomic distance (Å)	Clash overlap (Å)
3:M:40:VAL:HG13	3:M:41:VAL:O	2.10	0.51
3:M:802:GLU:O	3:M:806:MET:N	2.44	0.51
3:M:109:ARG:HD3	3:M:117:THR:HB	1.92	0.51
3:M:156:PHE:HD1	3:M:195:TYR:CD1	2.27	0.51
1:B:67:MET:SD	3:M:830:PRO:HB2	2.50	0.51
1:B:70:GLU:OE2	3:M:829:TRP:NE1	2.36	0.51
3:M:40:VAL:HG13	3:M:41:VAL:O	2.10	0.51
3:M:40:VAL:HG13	3:M:41:VAL:O	2.10	0.51
3:M:759:ARG:O	3:M:766:PHE:N	2.32	0.51
3:M:109:ARG:HD3	3:M:117:THR:HB	1.92	0.51
3:M:156:PHE:HD1	3:M:195:TYR:CD1	2.27	0.51
2:C:63:ILE:HG21	2:C:67:GLU:HB2	1.93	0.51
3:M:40:VAL:HG13	3:M:41:VAL:O	2.10	0.51
3:M:109:ARG:HD3	3:M:117:THR:HB	1.92	0.51
3:M:156:PHE:HD1	3:M:195:TYR:CD1	2.27	0.51
3:M:40:VAL:HG13	3:M:41:VAL:O	2.10	0.51
3:M:729:ALA:O	3:M:732:ILE:CD1	2.58	0.51
2:C:65:PHE:CD1	2:C:65:PHE:N	2.79	0.51
3:M:40:VAL:HG13	3:M:41:VAL:O	2.10	0.51
1:B:67:MET:SD	3:M:830:PRO:HB2	2.50	0.51
1:B:70:GLU:OE2	3:M:829:TRP:NE1	2.36	0.51
3:M:109:ARG:HD3	3:M:117:THR:HB	1.92	0.51
3:M:156:PHE:HD1	3:M:195:TYR:CD1	2.27	0.51
3:M:109:ARG:HD3	3:M:117:THR:HB	1.92	0.51
3:M:156:PHE:HD1	3:M:195:TYR:CD1	2.27	0.51
1:B:100:ALA:HB1	3:M:816:ILE:HG12	1.91	0.51
2:C:5:ASP:CG	2:C:69:LEU:HB3	2.31	0.51
3:M:40:VAL:HG13	3:M:41:VAL:O	2.10	0.51
1:B:144:VAL:CG2	1:B:148:VAL:HG13	2.40	0.51
2:C:5:ASP:CG	2:C:69:LEU:HB3	2.30	0.51
2:C:95:ASP:CG	3:M:722:GLN:HA	2.31	0.51
3:M:41:VAL:HG21	3:M:76:GLN:HG3	1.92	0.51
3:M:429:LEU:O	3:M:433:VAL:HG23	2.11	0.51
1:B:70:GLU:OE2	3:M:829:TRP:NE1	2.36	0.51
2:C:63:ILE:HG21	2:C:67:GLU:HB2	1.93	0.51
3:M:41:VAL:HG21	3:M:76:GLN:HG3	1.92	0.51
3:M:429:LEU:O	3:M:433:VAL:HG23	2.11	0.51
1:B:144:VAL:CG2	1:B:148:VAL:HG13	2.40	0.51
2:C:63:ILE:HG21	2:C:67:GLU:HB2	1.93	0.51
3:M:265:ILE:O	3:M:446:ASN:CG	2.47	0.51
3:M:41:VAL:HG21	3:M:76:GLN:HG3	1.92	0.51

Continued on next page...

Continued from previous page...

Atom-1	Atom-2	Interatomic distance (Å)	Clash overlap (Å)
3:M:429:LEU:O	3:M:433:VAL:HG23	2.11	0.51
1:B:70:GLU:OE2	3:M:829:TRP:NE1	2.36	0.51
1:B:144:VAL:CG2	1:B:148:VAL:HG13	2.40	0.51
3:M:41:VAL:HG21	3:M:76:GLN:HG3	1.92	0.51
3:M:429:LEU:O	3:M:433:VAL:HG23	2.11	0.51
3:M:735:GLY:CA	3:M:738:MET:CE	2.89	0.51
3:M:41:VAL:HG21	3:M:76:GLN:HG3	1.92	0.51
3:M:429:LEU:O	3:M:433:VAL:HG23	2.11	0.51
3:M:41:VAL:HG21	3:M:76:GLN:HG3	1.92	0.51
3:M:429:LEU:O	3:M:433:VAL:HG23	2.11	0.51
3:M:234:ASN:OD1	3:M:246:PHE:HD1	1.94	0.51
3:M:400:ALA:HB1	3:M:606:THR:HG22	1.93	0.51
3:M:432:ALA:N	3:M:601:ASP:HB3	2.23	0.51
1:B:68:ILE:HG12	1:B:75:ILE:HD11	1.93	0.51
3:M:234:ASN:OD1	3:M:246:PHE:HD1	1.94	0.51
3:M:400:ALA:HB1	3:M:606:THR:HG22	1.93	0.51
3:M:432:ALA:N	3:M:601:ASP:HB3	2.23	0.51
2:C:65:PHE:CD1	2:C:65:PHE:N	2.79	0.51
3:M:63:LYS:HG2	3:M:64:THR:H	1.75	0.51
3:M:509:GLU:O	3:M:766:PHE:CE2	2.62	0.51
3:M:234:ASN:OD1	3:M:246:PHE:HD1	1.94	0.51
3:M:400:ALA:HB1	3:M:606:THR:HG22	1.93	0.51
3:M:432:ALA:N	3:M:601:ASP:HB3	2.23	0.51
3:M:81:ASN:OD1	3:M:773:GLY:HA3	2.11	0.51
3:M:234:ASN:OD1	3:M:246:PHE:HD1	1.94	0.51
3:M:400:ALA:HB1	3:M:606:THR:HG22	1.93	0.51
3:M:432:ALA:N	3:M:601:ASP:HB3	2.23	0.51
2:C:5:ASP:CG	2:C:69:LEU:HB3	2.30	0.51
3:M:63:LYS:HG2	3:M:64:THR:H	1.75	0.51
3:M:709:LYS:C	3:M:710:GLY:HA2	2.29	0.51
3:M:735:GLY:CA	3:M:738:MET:CE	2.89	0.51
1:B:87:LYS:HE3	3:M:829:TRP:CZ2	2.39	0.51
2:C:5:ASP:CG	2:C:69:LEU:HB3	2.31	0.51
3:M:234:ASN:OD1	3:M:246:PHE:HD1	1.94	0.51
3:M:400:ALA:HB1	3:M:606:THR:HG22	1.93	0.51
3:M:432:ALA:N	3:M:601:ASP:HB3	2.23	0.51
3:M:804:ARG:CG	3:M:808:GLU:HG3	2.40	0.51
3:M:63:LYS:HG2	3:M:64:THR:H	1.75	0.51
3:M:234:ASN:OD1	3:M:246:PHE:HD1	1.94	0.51
3:M:400:ALA:HB1	3:M:606:THR:HG22	1.93	0.51
3:M:432:ALA:N	3:M:601:ASP:HB3	2.23	0.51

Continued on next page...

Continued from previous page...

Atom-1	Atom-2	Interatomic distance (Å)	Clash overlap (Å)
3:M:234:ASN:OD1	3:M:246:PHE:HD1	1.94	0.51
3:M:400:ALA:HB1	3:M:606:THR:HG22	1.93	0.51
3:M:432:ALA:N	3:M:601:ASP:HB3	2.23	0.51
1:B:144:VAL:CG2	1:B:148:VAL:HG13	2.40	0.51
2:C:63:ILE:HG21	2:C:67:GLU:HB2	1.93	0.51
3:M:63:LYS:HG2	3:M:64:THR:H	1.75	0.51
3:M:63:LYS:HG2	3:M:64:THR:H	1.75	0.51
3:M:759:ARG:O	3:M:766:PHE:N	2.32	0.51
1:B:98:MET:SD	1:B:154:CYS:SG	3.05	0.51
2:C:61:LYS:HD2	2:C:71:MET:CG	2.38	0.51
3:M:234:ASN:OD1	3:M:246:PHE:HD1	1.94	0.51
3:M:400:ALA:HB1	3:M:606:THR:HG22	1.93	0.51
3:M:432:ALA:N	3:M:601:ASP:HB3	2.23	0.51
3:M:418:THR:O	3:M:422:VAL:HG23	2.11	0.51
3:M:418:THR:O	3:M:422:VAL:HG23	2.11	0.51
3:M:762:HIS:CD2	3:M:762:HIS:N	2.79	0.51
3:M:41:VAL:HG21	3:M:76:GLN:HG3	1.92	0.51
3:M:295:LYS:HG2	3:M:332:MET:HE2	1.92	0.51
3:M:592:ILE:O	3:M:592:ILE:HG22	2.10	0.51
3:M:418:THR:O	3:M:422:VAL:HG23	2.11	0.51
3:M:418:THR:O	3:M:422:VAL:HG23	2.11	0.51
3:M:418:THR:O	3:M:422:VAL:HG23	2.11	0.51
3:M:510:TRP:CH2	3:M:711:PHE:HE2	1.87	0.51
3:M:418:THR:O	3:M:422:VAL:HG23	2.11	0.51
3:M:762:HIS:CD2	3:M:762:HIS:N	2.79	0.51
3:M:675:ILE:CG2	3:M:676:ILE:N	2.74	0.51
3:M:675:ILE:CG2	3:M:676:ILE:N	2.74	0.51
3:M:735:GLY:CA	3:M:738:MET:CE	2.89	0.51
3:M:234:ASN:OD1	3:M:246:PHE:HD1	1.94	0.51
3:M:687:GLU:O	3:M:691:VAL:HG23	2.11	0.51
3:M:675:ILE:CG2	3:M:676:ILE:N	2.74	0.51
2:C:63:ILE:HG21	2:C:67:GLU:HB2	1.93	0.51
3:M:675:ILE:CG2	3:M:676:ILE:N	2.74	0.51
2:C:65:PHE:CD1	2:C:65:PHE:N	2.79	0.51
3:M:234:ASN:OD1	3:M:246:PHE:HD1	1.94	0.51
3:M:687:GLU:O	3:M:691:VAL:HG23	2.11	0.51
2:C:97:GLU:CD	3:M:18:ARG:CB	2.77	0.51
3:M:675:ILE:CG2	3:M:676:ILE:N	2.74	0.51
3:M:234:ASN:OD1	3:M:246:PHE:HD1	1.94	0.51
3:M:687:GLU:O	3:M:691:VAL:HG23	2.11	0.51
3:M:675:ILE:CG2	3:M:676:ILE:N	2.74	0.51

Continued on next page...

Continued from previous page...

Atom-1	Atom-2	Interatomic distance (Å)	Clash overlap (Å)
2:C:5:ASP:CG	2:C:69:LEU:HB3	2.31	0.51
3:M:675:ILE:CG2	3:M:676:ILE:N	2.74	0.51
3:M:234:ASN:OD1	3:M:246:PHE:HD1	1.94	0.51
3:M:687:GLU:O	3:M:691:VAL:HG23	2.11	0.51
3:M:234:ASN:OD1	3:M:246:PHE:HD1	1.94	0.51
3:M:687:GLU:O	3:M:691:VAL:HG23	2.11	0.51
3:M:675:ILE:CG2	3:M:676:ILE:N	2.74	0.51
2:C:63:ILE:HG21	2:C:67:GLU:HB2	1.93	0.51
3:M:40:VAL:HG13	3:M:41:VAL:O	2.10	0.51
3:M:726:VAL:O	3:M:786:ILE:CG2	2.28	0.51
3:M:40:VAL:HG13	3:M:41:VAL:O	2.10	0.51
3:M:38:VAL:CG1	3:M:39:PHE:N	2.74	0.51
3:M:559:LEU:C	3:M:559:LEU:HD23	2.31	0.51
1:B:68:ILE:HG12	1:B:75:ILE:HD11	1.92	0.51
3:M:40:VAL:HG13	3:M:41:VAL:O	2.10	0.51
1:B:100:ALA:HB1	3:M:816:ILE:HG12	1.91	0.51
3:M:40:VAL:HG13	3:M:41:VAL:O	2.10	0.51
3:M:40:VAL:HG13	3:M:41:VAL:O	2.10	0.51
3:M:40:VAL:HG13	3:M:41:VAL:O	2.10	0.51
1:B:68:ILE:HG12	1:B:75:ILE:HD11	1.93	0.51
3:M:38:VAL:CG1	3:M:39:PHE:N	2.74	0.51
2:C:39:GLN:HB2	2:C:79:LYS:CD	2.36	0.51
3:M:38:VAL:CG1	3:M:39:PHE:N	2.74	0.51
3:M:237:THR:O	3:M:240:ASN:O	2.29	0.51
3:M:38:VAL:CG1	3:M:39:PHE:N	2.74	0.51
2:C:149:VAL:HG22	3:M:797:PHE:CE1	2.44	0.51
3:M:38:VAL:CG1	3:M:39:PHE:N	2.74	0.51
3:M:237:THR:O	3:M:240:ASN:O	2.29	0.51
3:M:759:ARG:O	3:M:766:PHE:N	2.32	0.51
2:C:39:GLN:HB2	2:C:79:LYS:CD	2.36	0.51
3:M:38:VAL:CG1	3:M:39:PHE:N	2.74	0.51
3:M:82:PRO:CA	3:M:724:TYR:CE1	2.93	0.51
3:M:237:THR:O	3:M:240:ASN:O	2.29	0.51
3:M:38:VAL:CG1	3:M:39:PHE:N	2.74	0.51
3:M:38:VAL:CG1	3:M:39:PHE:N	2.74	0.51
1:B:68:ILE:HG12	1:B:75:ILE:HD11	1.93	0.51
3:M:237:THR:O	3:M:240:ASN:O	2.29	0.51
3:M:779:ARG:C	3:M:780:ASP:N	2.63	0.51
1:B:67:MET:SD	3:M:830:PRO:HB2	2.50	0.51
3:M:237:THR:O	3:M:240:ASN:O	2.29	0.51
2:C:96:LYS:CB	3:M:722:GLN:HB2	2.39	0.51

Continued on next page...

Continued from previous page...

Atom-1	Atom-2	Interatomic distance (Å)	Clash overlap (Å)
3:M:38:VAL:CG1	3:M:39:PHE:N	2.74	0.51
2:C:65:PHE:CD1	2:C:65:PHE:N	2.79	0.51
2:C:96:LYS:HG2	3:M:744:SER:OG	2.11	0.51
3:M:237:THR:O	3:M:240:ASN:O	2.29	0.51
3:M:244:SER:HA	3:M:246:PHE:N	2.26	0.51
1:B:87:LYS:HZ1	3:M:829:TRP:HE1	1.50	0.51
2:C:90:GLY:N	3:M:729:ALA:CA	2.66	0.51
3:M:237:THR:O	3:M:240:ASN:O	2.29	0.51
3:M:244:SER:HA	3:M:246:PHE:N	2.26	0.51
3:M:41:VAL:HG13	3:M:42:HIS:N	2.25	0.51
3:M:109:ARG:HD3	3:M:117:THR:HB	1.92	0.51
1:B:67:MET:SD	3:M:830:PRO:HB2	2.50	0.51
2:C:149:VAL:HG22	3:M:797:PHE:CE1	2.44	0.51
3:M:237:THR:O	3:M:240:ASN:O	2.29	0.51
3:M:244:SER:HA	3:M:246:PHE:N	2.26	0.51
2:C:94:PHE:HE2	3:M:24:ARG:HG3	1.76	0.51
3:M:237:THR:O	3:M:240:ASN:O	2.29	0.51
3:M:244:SER:HA	3:M:246:PHE:N	2.26	0.51
1:B:68:ILE:HG12	1:B:75:ILE:HD11	1.93	0.51
3:M:237:THR:O	3:M:240:ASN:O	2.29	0.51
3:M:244:SER:HA	3:M:246:PHE:N	2.26	0.51
3:M:237:THR:O	3:M:240:ASN:O	2.29	0.51
3:M:244:SER:HA	3:M:246:PHE:N	2.26	0.51
1:B:100:ALA:HB1	3:M:816:ILE:HG12	1.91	0.51
2:C:92:ARG:NE	3:M:736:GLN:HE22	2.08	0.51
2:C:149:VAL:HG22	3:M:797:PHE:CE1	2.44	0.51
3:M:292:MET:HE1	3:M:309:PRO:HD3	1.92	0.51
3:M:559:LEU:C	3:M:559:LEU:HD23	2.31	0.51
3:M:592:ILE:O	3:M:592:ILE:HG22	2.10	0.51
3:M:759:ARG:O	3:M:766:PHE:N	2.32	0.51
1:B:98:MET:SD	1:B:154:CYS:SG	3.05	0.51
3:M:292:MET:HE1	3:M:309:PRO:HD3	1.92	0.51
3:M:559:LEU:C	3:M:559:LEU:HD23	2.31	0.51
3:M:592:ILE:O	3:M:592:ILE:HG22	2.10	0.51
3:M:804:ARG:CB	3:M:808:GLU:OE1	2.58	0.51
1:B:144:VAL:CA	1:B:148:VAL:HA	2.36	0.51
3:M:400:ALA:HB1	3:M:606:THR:HG22	1.93	0.51
1:B:144:VAL:CG2	1:B:148:VAL:HG13	2.40	0.51
2:C:63:ILE:HG21	2:C:67:GLU:HB2	1.93	0.51
3:M:292:MET:HE1	3:M:309:PRO:HD3	1.92	0.51
3:M:559:LEU:C	3:M:559:LEU:HD23	2.31	0.51

Continued on next page...

Continued from previous page...

Atom-1	Atom-2	Interatomic distance (Å)	Clash overlap (Å)
3:M:592:ILE:O	3:M:592:ILE:HG22	2.10	0.51
3:M:759:ARG:O	3:M:766:PHE:N	2.32	0.51
3:M:292:MET:HE1	3:M:309:PRO:HD3	1.92	0.51
3:M:559:LEU:C	3:M:559:LEU:HD23	2.31	0.51
3:M:592:ILE:O	3:M:592:ILE:HG22	2.10	0.51
2:C:61:LYS:HD2	2:C:71:MET:CG	2.38	0.51
2:C:86:ASP:CG	3:M:728:ASN:CG	2.68	0.51
3:M:400:ALA:HB1	3:M:606:THR:HG22	1.93	0.51
1:B:100:ALA:HB1	3:M:816:ILE:CG1	2.41	0.51
2:C:93:VAL:HG21	3:M:29:ASN:O	2.11	0.51
3:M:292:MET:HE1	3:M:309:PRO:HD3	1.92	0.51
3:M:559:LEU:C	3:M:559:LEU:HD23	2.31	0.51
3:M:592:ILE:O	3:M:592:ILE:HG22	2.10	0.51
1:B:68:ILE:HG12	1:B:75:ILE:HD11	1.93	0.51
2:C:63:ILE:HG21	2:C:67:GLU:HB2	1.93	0.51
3:M:400:ALA:HB1	3:M:606:THR:HG22	1.93	0.51
3:M:727:LEU:HD21	3:M:778:MET:HB2	1.91	0.51
1:B:84:PHE:CD2	3:M:829:TRP:HH2	2.29	0.51
2:C:65:PHE:CD1	2:C:65:PHE:N	2.79	0.51
3:M:292:MET:HE1	3:M:309:PRO:HD3	1.92	0.51
3:M:559:LEU:C	3:M:559:LEU:HD23	2.31	0.51
3:M:592:ILE:O	3:M:592:ILE:HG22	2.10	0.51
3:M:735:GLY:CA	3:M:738:MET:CE	2.89	0.51
1:B:144:VAL:CG2	1:B:148:VAL:HG13	2.40	0.51
3:M:292:MET:HE1	3:M:309:PRO:HD3	1.92	0.51
3:M:559:LEU:C	3:M:559:LEU:HD23	2.31	0.51
3:M:592:ILE:O	3:M:592:ILE:HG22	2.10	0.51
3:M:759:ARG:O	3:M:766:PHE:N	2.32	0.51
3:M:400:ALA:HB1	3:M:606:THR:HG22	1.93	0.51
3:M:727:LEU:C	3:M:786:ILE:CA	2.79	0.51
3:M:400:ALA:HB1	3:M:606:THR:HG22	1.93	0.51
3:M:292:MET:HE1	3:M:309:PRO:HD3	1.92	0.51
3:M:559:LEU:C	3:M:559:LEU:HD23	2.31	0.51
3:M:592:ILE:O	3:M:592:ILE:HG22	2.10	0.51
3:M:759:ARG:O	3:M:766:PHE:N	2.32	0.51
3:M:311:ASP:HB2	3:M:312:TYR:CE1	2.46	0.51
1:B:100:ALA:HB1	3:M:816:ILE:CG1	2.41	0.51
1:B:144:VAL:CG2	1:B:148:VAL:HG13	2.40	0.51
2:C:5:ASP:CG	2:C:69:LEU:HB3	2.31	0.51
2:C:90:GLY:HA3	3:M:729:ALA:CB	2.29	0.51
3:M:311:ASP:HB2	3:M:312:TYR:CE1	2.46	0.51

Continued on next page...

Continued from previous page...

Atom-1	Atom-2	Interatomic distance (Å)	Clash overlap (Å)
3:M:346:ASP:O	3:M:349:THR:HB	2.11	0.51
3:M:429:LEU:O	3:M:433:VAL:HG23	2.11	0.51
3:M:470:PHE:O	3:M:473:ASN:ND2	2.40	0.51
3:M:546:THR:CG2	3:M:548:THR:HB	2.41	0.51
2:C:147:MET:SD	3:M:793:ARG:CD	2.94	0.51
3:M:311:ASP:HB2	3:M:312:TYR:CE1	2.46	0.51
3:M:805:ARG:O	3:M:809:ARG:HG3	2.10	0.51
3:M:311:ASP:HB2	3:M:312:TYR:CE1	2.46	0.51
1:B:15:VAL:HA	1:B:19:PHE:CE1	2.46	0.51
2:C:149:VAL:CG1	3:M:800:ARG:HB3	2.22	0.51
3:M:311:ASP:HB2	3:M:312:TYR:CE1	2.46	0.51
1:B:100:ALA:HB1	3:M:816:ILE:CG1	2.41	0.51
3:M:311:ASP:HB2	3:M:312:TYR:CE1	2.46	0.51
3:M:156:PHE:HD1	3:M:195:TYR:CD1	2.27	0.51
3:M:687:GLU:O	3:M:691:VAL:HG23	2.11	0.51
2:C:5:ASP:CG	2:C:69:LEU:HB3	2.31	0.51
2:C:63:ILE:HG21	2:C:67:GLU:HB2	1.93	0.51
3:M:156:PHE:HD1	3:M:195:TYR:CD1	2.27	0.51
3:M:687:GLU:O	3:M:691:VAL:HG23	2.11	0.51
3:M:277:PHE:HA	3:M:317:GLN:NE2	2.26	0.51
3:M:805:ARG:C	3:M:806:MET:HA	2.30	0.51
3:M:156:PHE:HD1	3:M:195:TYR:CD1	2.27	0.51
3:M:687:GLU:O	3:M:691:VAL:HG23	2.11	0.51
2:C:103:MET:HE3	3:M:11:GLY:CA	2.35	0.51
3:M:156:PHE:HD1	3:M:195:TYR:CD1	2.27	0.51
3:M:687:GLU:O	3:M:691:VAL:HG23	2.11	0.51
3:M:735:GLY:CA	3:M:738:MET:CE	2.89	0.51
3:M:277:PHE:HA	3:M:317:GLN:NE2	2.26	0.51
3:M:156:PHE:HD1	3:M:195:TYR:CD1	2.27	0.51
3:M:687:GLU:O	3:M:691:VAL:HG23	2.11	0.51
3:M:277:PHE:HA	3:M:317:GLN:NE2	2.26	0.51
3:M:156:PHE:HD1	3:M:195:TYR:CD1	2.27	0.51
3:M:510:TRP:CE3	3:M:711:PHE:CD2	2.94	0.51
3:M:687:GLU:O	3:M:691:VAL:HG23	2.11	0.51
3:M:156:PHE:HD1	3:M:195:TYR:CD1	2.27	0.51
3:M:687:GLU:O	3:M:691:VAL:HG23	2.11	0.51
3:M:277:PHE:HA	3:M:317:GLN:NE2	2.26	0.51
2:C:89:GLU:HG2	3:M:732:ILE:CD1	2.41	0.51
3:M:277:PHE:HA	3:M:317:GLN:NE2	2.26	0.51
2:C:39:GLN:O	2:C:79:LYS:HE2	2.12	0.51
3:M:156:PHE:HD1	3:M:195:TYR:CD1	2.27	0.51

Continued on next page...

Continued from previous page...

Atom-1	Atom-2	Interatomic distance (Å)	Clash overlap (Å)
3:M:687:GLU:O	3:M:691:VAL:HG23	2.11	0.51
3:M:38:VAL:CG1	3:M:39:PHE:N	2.74	0.50
3:M:109:ARG:HD3	3:M:117:THR:HB	1.92	0.50
3:M:346:ASP:O	3:M:349:THR:HB	2.12	0.50
3:M:38:VAL:CG1	3:M:39:PHE:N	2.74	0.50
3:M:109:ARG:HD3	3:M:117:THR:HB	1.92	0.50
3:M:346:ASP:O	3:M:349:THR:HB	2.12	0.50
3:M:13:ALA:C	3:M:15:PRO:HD2	2.31	0.50
3:M:424:ASN:HB3	3:M:600:LYS:HD2	1.92	0.50
3:M:436:LYS:HZ1	3:M:652:LEU:HD11	1.76	0.50
3:M:38:VAL:CG1	3:M:39:PHE:N	2.74	0.50
3:M:109:ARG:HD3	3:M:117:THR:HB	1.92	0.50
3:M:346:ASP:O	3:M:349:THR:HB	2.12	0.50
2:C:61:LYS:HD2	2:C:71:MET:CG	2.38	0.50
3:M:38:VAL:CG1	3:M:39:PHE:N	2.74	0.50
3:M:109:ARG:HD3	3:M:117:THR:HB	1.92	0.50
3:M:346:ASP:O	3:M:349:THR:HB	2.12	0.50
3:M:38:VAL:CG1	3:M:39:PHE:N	2.74	0.50
3:M:109:ARG:HD3	3:M:117:THR:HB	1.92	0.50
3:M:346:ASP:O	3:M:349:THR:HB	2.12	0.50
1:B:15:VAL:HA	1:B:19:PHE:CE1	2.46	0.50
1:B:67:MET:SD	3:M:830:PRO:HB2	2.50	0.50
1:B:68:ILE:HG12	1:B:75:ILE:HD11	1.92	0.50
3:M:38:VAL:CG1	3:M:39:PHE:N	2.74	0.50
3:M:109:ARG:HD3	3:M:117:THR:HB	1.92	0.50
3:M:346:ASP:O	3:M:349:THR:HB	2.12	0.50
2:C:61:LYS:HD2	2:C:71:MET:CG	2.38	0.50
3:M:237:THR:O	3:M:240:ASN:O	2.29	0.50
3:M:237:THR:O	3:M:240:ASN:O	2.29	0.50
3:M:266:GLU:C	3:M:442:VAL:HG11	2.27	0.50
3:M:237:THR:O	3:M:240:ASN:O	2.29	0.50
3:M:726:VAL:HG11	3:M:786:ILE:HG13	1.93	0.50
3:M:237:THR:O	3:M:240:ASN:O	2.29	0.50
3:M:266:GLU:C	3:M:442:VAL:HG11	2.27	0.50
3:M:508:ILE:CG2	3:M:766:PHE:CE1	2.92	0.50
1:B:92:ASP:CG	3:M:819:ASN:HD21	2.15	0.50
3:M:95:THR:CG2	3:M:771:LEU:O	2.44	0.50
3:M:237:THR:O	3:M:240:ASN:O	2.29	0.50
3:M:266:GLU:C	3:M:442:VAL:HG11	2.27	0.50
3:M:503:TYR:HE1	3:M:714:ARG:HH22	1.58	0.50
3:M:237:THR:O	3:M:240:ASN:O	2.29	0.50

Continued on next page...

Continued from previous page...

Atom-1	Atom-2	Interatomic distance (Å)	Clash overlap (Å)
3:M:709:LYS:O	3:M:710:GLY:HA2	2.11	0.50
3:M:237:THR:O	3:M:240:ASN:O	2.29	0.50
1:B:15:VAL:HA	1:B:19:PHE:CE1	2.47	0.50
3:M:266:GLU:C	3:M:442:VAL:HG11	2.27	0.50
3:M:266:GLU:C	3:M:442:VAL:HG11	2.27	0.50
1:B:144:VAL:CA	1:B:148:VAL:HA	2.36	0.50
3:M:237:THR:O	3:M:240:ASN:O	2.29	0.50
1:B:100:ALA:HB1	3:M:816:ILE:CG1	2.41	0.50
2:C:93:VAL:CG2	3:M:720:PHE:CE2	2.94	0.50
2:C:93:VAL:O	3:M:723:ARG:N	2.44	0.50
2:C:138:ASN:HD22	3:M:737:PHE:HA	1.76	0.50
3:M:502:GLU:OE2	3:M:764:LYS:HE3	2.11	0.50
3:M:727:LEU:C	3:M:786:ILE:O	2.33	0.50
2:C:39:GLN:O	2:C:79:LYS:HE2	2.12	0.50
1:B:100:ALA:HB1	3:M:816:ILE:CG1	2.41	0.50
2:C:65:PHE:CD1	2:C:65:PHE:N	2.79	0.50
3:M:28:GLN:O	3:M:781:ASP:CG	2.37	0.50
2:C:147:MET:SD	3:M:793:ARG:CD	2.94	0.50
1:B:126:ASP:HB2	2:C:21:GLY:O	2.11	0.50
1:B:144:VAL:CG2	1:B:148:VAL:HG13	2.40	0.50
3:M:265:ILE:C	3:M:442:VAL:HG13	2.27	0.50
3:M:265:ILE:C	3:M:442:VAL:HG13	2.27	0.50
3:M:508:ILE:CB	3:M:766:PHE:CE2	2.85	0.50
3:M:311:ASP:HB2	3:M:312:TYR:CE1	2.46	0.50
3:M:265:ILE:C	3:M:442:VAL:HG13	2.27	0.50
1:B:68:ILE:HG12	1:B:75:ILE:HD11	1.92	0.50
3:M:265:ILE:C	3:M:442:VAL:HG13	2.27	0.50
3:M:311:ASP:HB2	3:M:312:TYR:CE1	2.46	0.50
3:M:724:TYR:C	3:M:786:ILE:CD1	2.78	0.50
3:M:265:ILE:C	3:M:442:VAL:HG13	2.27	0.50
3:M:311:ASP:HB2	3:M:312:TYR:CE1	2.46	0.50
1:B:144:VAL:CG2	1:B:148:VAL:HG13	2.41	0.50
3:M:265:ILE:C	3:M:442:VAL:HG13	2.27	0.50
3:M:265:ILE:C	3:M:442:VAL:HG13	2.27	0.50
2:C:61:LYS:HD2	2:C:71:MET:CG	2.38	0.50
3:M:311:ASP:HB2	3:M:312:TYR:CE1	2.46	0.50
2:C:63:ILE:HG21	2:C:67:GLU:HB2	1.93	0.50
3:M:311:ASP:HB2	3:M:312:TYR:CE1	2.46	0.50
3:M:805:ARG:CB	3:M:809:ARG:NE	2.74	0.50
3:M:265:ILE:C	3:M:442:VAL:HG13	2.27	0.50
2:C:89:GLU:N	3:M:746:LYS:O	2.35	0.50

Continued on next page...

Continued from previous page...

Atom-1	Atom-2	Interatomic distance (Å)	Clash overlap (Å)
3:M:234:ASN:OD1	3:M:246:PHE:HD1	1.94	0.50
3:M:675:ILE:CG2	3:M:676:ILE:N	2.74	0.50
3:M:687:GLU:O	3:M:691:VAL:HG23	2.11	0.50
3:M:234:ASN:OD1	3:M:246:PHE:HD1	1.94	0.50
3:M:675:ILE:CG2	3:M:676:ILE:N	2.74	0.50
3:M:687:GLU:O	3:M:691:VAL:HG23	2.11	0.50
3:M:237:THR:O	3:M:240:ASN:O	2.29	0.50
3:M:675:ILE:CG2	3:M:676:ILE:N	2.74	0.50
1:B:87:LYS:HE3	3:M:829:TRP:CZ2	2.39	0.50
3:M:234:ASN:OD1	3:M:246:PHE:HD1	1.94	0.50
3:M:675:ILE:CG2	3:M:676:ILE:N	2.74	0.50
3:M:687:GLU:O	3:M:691:VAL:HG23	2.11	0.50
3:M:234:ASN:OD1	3:M:246:PHE:HD1	1.94	0.50
3:M:506:GLU:HG2	3:M:760:PHE:N	2.27	0.50
3:M:675:ILE:CG2	3:M:676:ILE:N	2.74	0.50
3:M:687:GLU:O	3:M:691:VAL:HG23	2.11	0.50
1:B:100:ALA:HB1	3:M:816:ILE:CG1	2.41	0.50
3:M:234:ASN:OD1	3:M:246:PHE:HD1	1.94	0.50
3:M:675:ILE:CG2	3:M:676:ILE:N	2.74	0.50
3:M:687:GLU:O	3:M:691:VAL:HG23	2.11	0.50
1:B:112:ILE:HB	1:B:150:TYR:CE1	2.45	0.50
3:M:234:ASN:OD1	3:M:246:PHE:HD1	1.94	0.50
3:M:675:ILE:CG2	3:M:676:ILE:N	2.74	0.50
3:M:687:GLU:O	3:M:691:VAL:HG23	2.11	0.50
1:B:112:ILE:HB	1:B:150:TYR:CE1	2.45	0.50
3:M:311:ASP:HB2	3:M:312:TYR:CE1	2.47	0.50
3:M:418:THR:CB	3:M:421:GLN:HG3	2.37	0.50
1:B:92:ASP:CG	3:M:819:ASN:HD21	2.15	0.50
2:C:65:PHE:CD1	2:C:65:PHE:N	2.79	0.50
3:M:311:ASP:HB2	3:M:312:TYR:CE1	2.47	0.50
3:M:418:THR:CB	3:M:421:GLN:HG3	2.37	0.50
1:B:15:VAL:HA	1:B:19:PHE:CE1	2.46	0.50
3:M:13:ALA:C	3:M:15:PRO:HD2	2.31	0.50
3:M:154:HIS:CD2	3:M:155:ILE:H	2.30	0.50
3:M:429:LEU:O	3:M:433:VAL:HG23	2.11	0.50
3:M:559:LEU:C	3:M:559:LEU:HD23	2.31	0.50
3:M:311:ASP:HB2	3:M:312:TYR:CE1	2.47	0.50
3:M:418:THR:CB	3:M:421:GLN:HG3	2.37	0.50
3:M:93:MET:CA	3:M:713:SER:CB	2.75	0.50
3:M:93:MET:C	3:M:772:LEU:HD22	2.15	0.50
3:M:311:ASP:HB2	3:M:312:TYR:CE1	2.47	0.50

Continued on next page...

Continued from previous page...

Atom-1	Atom-2	Interatomic distance (Å)	Clash overlap (Å)
3:M:418:THR:CB	3:M:421:GLN:HG3	2.37	0.50
2:C:63:ILE:HG21	2:C:67:GLU:HB2	1.93	0.50
3:M:13:ALA:C	3:M:15:PRO:HD2	2.31	0.50
3:M:154:HIS:CD2	3:M:155:ILE:H	2.30	0.50
3:M:429:LEU:O	3:M:433:VAL:HG23	2.11	0.50
3:M:559:LEU:C	3:M:559:LEU:HD23	2.31	0.50
1:B:84:PHE:CD2	3:M:829:TRP:HH2	2.29	0.50
3:M:30:LYS:HA	3:M:786:ILE:CD1	2.39	0.50
3:M:311:ASP:HB2	3:M:312:TYR:CE1	2.47	0.50
3:M:418:THR:CB	3:M:421:GLN:HG3	2.37	0.50
1:B:100:ALA:HB1	3:M:816:ILE:CG1	2.41	0.50
3:M:13:ALA:C	3:M:15:PRO:HD2	2.31	0.50
3:M:154:HIS:CD2	3:M:155:ILE:H	2.30	0.50
3:M:429:LEU:O	3:M:433:VAL:HG23	2.11	0.50
3:M:559:LEU:C	3:M:559:LEU:HD23	2.31	0.50
2:C:39:GLN:O	2:C:79:LYS:HE2	2.12	0.50
3:M:311:ASP:HB2	3:M:312:TYR:CE1	2.47	0.50
3:M:418:THR:CB	3:M:421:GLN:HG3	2.37	0.50
3:M:311:ASP:HB2	3:M:312:TYR:CE1	2.47	0.50
3:M:418:THR:CB	3:M:421:GLN:HG3	2.37	0.50
3:M:13:ALA:C	3:M:15:PRO:HD2	2.31	0.50
3:M:154:HIS:CD2	3:M:155:ILE:H	2.30	0.50
3:M:429:LEU:O	3:M:433:VAL:HG23	2.11	0.50
3:M:559:LEU:C	3:M:559:LEU:HD23	2.31	0.50
1:B:100:ALA:HB1	3:M:816:ILE:HG12	1.91	0.50
2:C:89:GLU:OE1	3:M:730:SER:CB	2.59	0.50
2:C:93:VAL:CG1	3:M:726:VAL:N	2.65	0.50
3:M:13:ALA:C	3:M:15:PRO:HD2	2.31	0.50
3:M:154:HIS:CD2	3:M:155:ILE:H	2.30	0.50
3:M:429:LEU:O	3:M:433:VAL:HG23	2.11	0.50
3:M:509:GLU:CB	3:M:766:PHE:CD1	2.93	0.50
3:M:559:LEU:C	3:M:559:LEU:HD23	2.31	0.50
1:B:68:ILE:HG12	1:B:75:ILE:HD11	1.92	0.50
2:C:96:LYS:NZ	3:M:725:ARG:CD	2.74	0.50
3:M:311:ASP:HB2	3:M:312:TYR:CE1	2.47	0.50
3:M:418:THR:CB	3:M:421:GLN:HG3	2.37	0.50
1:B:128:PHE:HZ	3:M:821:ARG:NH1	2.10	0.50
3:M:559:LEU:C	3:M:559:LEU:HD23	2.31	0.50
3:M:783:LEU:O	3:M:787:ILE:N	2.28	0.50
1:B:87:LYS:HD3	3:M:829:TRP:CE3	2.47	0.50
2:C:92:ARG:C	3:M:722:GLN:HA	2.23	0.50

Continued on next page...

Continued from previous page...

Atom-1	Atom-2	Interatomic distance (Å)	Clash overlap (Å)
3:M:559:LEU:C	3:M:559:LEU:HD23	2.31	0.50
1:B:100:ALA:HB1	3:M:816:ILE:CG1	2.41	0.50
2:C:65:PHE:CD1	2:C:65:PHE:N	2.79	0.50
3:M:510:TRP:CE3	3:M:766:PHE:CD2	3.00	0.50
3:M:839:LYS:HB3	3:M:840:PRO:HD3	1.94	0.50
1:B:100:ALA:HB1	3:M:816:ILE:HG12	1.91	0.50
1:B:112:ILE:HB	1:B:150:TYR:CE1	2.45	0.50
2:C:39:GLN:O	2:C:79:LYS:HE2	2.12	0.50
3:M:559:LEU:C	3:M:559:LEU:HD23	2.31	0.50
1:B:118:GLU:HG2	1:B:137:TRP:CH2	2.47	0.50
2:C:131:GLU:CB	3:M:12:GLU:OE2	2.36	0.50
3:M:88:ILE:CD1	3:M:776:GLU:OE2	2.59	0.50
3:M:559:LEU:C	3:M:559:LEU:HD23	2.31	0.50
3:M:708:ARG:N	3:M:712:PRO:CB	2.75	0.50
3:M:839:LYS:N	3:M:840:PRO:CD	2.75	0.50
3:M:559:LEU:C	3:M:559:LEU:HD23	2.31	0.50
3:M:839:LYS:N	3:M:840:PRO:CD	2.75	0.50
2:C:92:ARG:HD2	3:M:725:ARG:NH1	2.27	0.50
3:M:559:LEU:C	3:M:559:LEU:HD23	2.31	0.50
1:B:100:ALA:HB1	3:M:816:ILE:CG1	2.41	0.50
3:M:109:ARG:HD3	3:M:117:THR:HB	1.92	0.50
1:B:144:VAL:CA	1:B:148:VAL:HA	2.36	0.50
3:M:109:ARG:HD3	3:M:117:THR:HB	1.92	0.50
1:B:100:ALA:HB1	3:M:816:ILE:CG1	2.41	0.50
3:M:244:SER:HA	3:M:246:PHE:N	2.26	0.50
1:B:15:VAL:HA	1:B:19:PHE:CE1	2.47	0.50
3:M:109:ARG:HD3	3:M:117:THR:HB	1.92	0.50
3:M:109:ARG:HD3	3:M:117:THR:HB	1.92	0.50
1:B:15:VAL:HA	1:B:19:PHE:CE1	2.46	0.50
3:M:244:SER:HA	3:M:246:PHE:N	2.26	0.50
3:M:727:LEU:C	3:M:786:ILE:CA	2.79	0.50
2:C:61:LYS:HD2	2:C:71:MET:CG	2.38	0.50
3:M:85:TYR:CE2	3:M:775:LEU:CB	2.94	0.50
3:M:109:ARG:HD3	3:M:117:THR:HB	1.92	0.50
1:B:15:VAL:HA	1:B:19:PHE:CE1	2.47	0.50
1:B:92:ASP:CG	3:M:819:ASN:HD21	2.15	0.50
3:M:244:SER:HA	3:M:246:PHE:N	2.26	0.50
3:M:109:ARG:HD3	3:M:117:THR:HB	1.92	0.50
1:B:100:ALA:HB1	3:M:816:ILE:CG1	2.41	0.50
3:M:109:ARG:HD3	3:M:117:THR:HB	1.92	0.50
3:M:839:LYS:N	3:M:840:PRO:CD	2.75	0.50

Continued on next page...

Continued from previous page...

Atom-1	Atom-2	Interatomic distance (Å)	Clash overlap (Å)
2:C:65:PHE:CD1	2:C:65:PHE:N	2.79	0.50
3:M:244:SER:HA	3:M:246:PHE:N	2.26	0.50
1:B:92:ASP:CG	3:M:819:ASN:HD21	2.15	0.50
1:B:100:ALA:HB1	3:M:816:ILE:CG1	2.41	0.50
3:M:244:SER:HA	3:M:246:PHE:N	2.26	0.50
1:B:92:ASP:CG	3:M:819:ASN:HD21	2.15	0.50
3:M:109:ARG:HD3	3:M:117:THR:HB	1.92	0.50
3:M:783:LEU:O	3:M:787:ILE:N	2.28	0.50
1:B:86:GLU:HA	1:B:89:LYS:HE3	1.94	0.50
1:B:56:ARG:HH22	3:M:837:LYS:HE3	1.55	0.50
1:B:87:LYS:HD3	3:M:829:TRP:CE3	2.47	0.50
1:B:92:ASP:CG	3:M:819:ASN:HD21	2.15	0.50
3:M:687:GLU:O	3:M:691:VAL:HG23	2.11	0.50
3:M:735:GLY:CA	3:M:738:MET:CE	2.89	0.50
3:M:839:LYS:N	3:M:840:PRO:CD	2.75	0.50
1:B:68:ILE:HG12	1:B:75:ILE:HD11	1.92	0.50
2:C:137:ILE:O	3:M:8:ALA:O	2.29	0.50
3:M:22:LYS:HB2	3:M:784:ALA:O	2.12	0.50
1:B:86:GLU:HA	1:B:89:LYS:HE3	1.94	0.50
1:B:92:ASP:CG	3:M:819:ASN:HD21	2.15	0.50
3:M:169:ASP:OD1	3:M:169:ASP:N	2.44	0.50
3:M:265:ILE:O	3:M:446:ASN:CG	2.47	0.50
3:M:725:ARG:HH21	3:M:736:GLN:NE2	2.04	0.50
3:M:169:ASP:OD1	3:M:169:ASP:N	2.44	0.50
3:M:265:ILE:O	3:M:446:ASN:CG	2.47	0.50
3:M:263:ALA:HB3	3:M:449:LEU:O	2.12	0.50
3:M:424:ASN:HB3	3:M:600:LYS:HD2	1.92	0.50
3:M:470:PHE:O	3:M:473:ASN:ND2	2.40	0.50
3:M:169:ASP:OD1	3:M:169:ASP:N	2.44	0.50
3:M:265:ILE:O	3:M:446:ASN:CG	2.47	0.50
1:B:100:ALA:HB1	3:M:816:ILE:CG1	2.41	0.50
2:C:103:MET:HE3	3:M:14:ALA:HB2	1.91	0.50
2:C:106:GLU:OE2	3:M:7:MET:CE	2.60	0.50
3:M:169:ASP:OD1	3:M:169:ASP:N	2.44	0.50
3:M:265:ILE:O	3:M:446:ASN:CG	2.47	0.50
3:M:263:ALA:HB3	3:M:449:LEU:O	2.12	0.50
3:M:424:ASN:HB3	3:M:600:LYS:HD2	1.92	0.50
3:M:470:PHE:O	3:M:473:ASN:ND2	2.40	0.50
2:C:149:VAL:HG22	3:M:797:PHE:CE1	2.44	0.50
3:M:169:ASP:OD1	3:M:169:ASP:N	2.44	0.50
3:M:265:ILE:O	3:M:446:ASN:CG	2.47	0.50

Continued on next page...

Continued from previous page...

Atom-1	Atom-2	Interatomic distance (Å)	Clash overlap (Å)
2:C:39:GLN:O	2:C:79:LYS:HE2	2.12	0.50
2:C:65:PHE:CD1	2:C:65:PHE:N	2.79	0.50
3:M:263:ALA:HB3	3:M:449:LEU:O	2.12	0.50
3:M:424:ASN:HB3	3:M:600:LYS:HD2	1.92	0.50
3:M:470:PHE:O	3:M:473:ASN:ND2	2.40	0.50
1:B:15:VAL:HA	1:B:19:PHE:CE1	2.47	0.50
3:M:169:ASP:OD1	3:M:169:ASP:N	2.44	0.50
3:M:265:ILE:O	3:M:446:ASN:CG	2.47	0.50
3:M:839:LYS:N	3:M:840:PRO:CD	2.75	0.50
1:B:84:PHE:HD2	3:M:829:TRP:HH2	1.53	0.50
1:B:118:GLU:HG2	1:B:137:TRP:CH2	2.47	0.50
3:M:169:ASP:OD1	3:M:169:ASP:N	2.44	0.50
3:M:265:ILE:O	3:M:446:ASN:CG	2.47	0.50
3:M:725:ARG:HH21	3:M:736:GLN:NE2	2.04	0.50
3:M:263:ALA:HB3	3:M:449:LEU:O	2.12	0.50
3:M:424:ASN:HB3	3:M:600:LYS:HD2	1.92	0.50
3:M:470:PHE:O	3:M:473:ASN:ND2	2.40	0.50
1:B:15:VAL:HA	1:B:19:PHE:CE1	2.47	0.50
3:M:263:ALA:HB3	3:M:449:LEU:O	2.12	0.50
3:M:424:ASN:HB3	3:M:600:LYS:HD2	1.92	0.50
3:M:470:PHE:O	3:M:473:ASN:ND2	2.40	0.50
1:B:100:ALA:HB1	3:M:816:ILE:CG1	2.41	0.50
3:M:169:ASP:OD1	3:M:169:ASP:N	2.44	0.50
3:M:265:ILE:O	3:M:446:ASN:CG	2.47	0.50
3:M:725:ARG:HH21	3:M:736:GLN:NE2	2.04	0.50
1:B:92:ASP:CG	3:M:819:ASN:HD21	2.15	0.50
1:B:118:GLU:HG2	1:B:137:TRP:CH2	2.47	0.50
2:C:92:ARG:HG2	3:M:743:ALA:HB1	1.94	0.50
3:M:64:THR:CG2	3:M:65:GLU:N	2.75	0.50
3:M:64:THR:CG2	3:M:65:GLU:N	2.75	0.50
3:M:735:GLY:CA	3:M:738:MET:CE	2.89	0.50
3:M:64:THR:CG2	3:M:65:GLU:N	2.75	0.50
3:M:195:TYR:O	3:M:199:ILE:HG23	2.11	0.50
3:M:839:LYS:N	3:M:840:PRO:CD	2.75	0.50
3:M:64:THR:CG2	3:M:65:GLU:N	2.75	0.50
3:M:21:GLU:CA	3:M:786:ILE:CG2	2.58	0.50
3:M:64:THR:CG2	3:M:65:GLU:N	2.75	0.50
3:M:708:ARG:N	3:M:712:PRO:HB3	2.27	0.50
1:B:70:GLU:OE2	3:M:829:TRP:NE1	2.36	0.50
2:C:65:PHE:CD1	2:C:65:PHE:N	2.79	0.50
3:M:64:THR:CG2	3:M:65:GLU:N	2.75	0.50

Continued on next page...

Continued from previous page...

Atom-1	Atom-2	Interatomic distance (Å)	Clash overlap (Å)
3:M:64:THR:CG2	3:M:65:GLU:N	2.75	0.50
3:M:735:GLY:CA	3:M:738:MET:CE	2.89	0.50
1:B:118:GLU:HG2	1:B:137:TRP:CH2	2.47	0.50
1:B:128:PHE:HZ	3:M:821:ARG:NH1	2.10	0.50
3:M:154:HIS:CD2	3:M:155:ILE:H	2.30	0.50
3:M:263:ALA:HB3	3:M:449:LEU:O	2.12	0.50
3:M:310:TYR:CE2	3:M:320:ILE:CD1	2.94	0.50
1:B:15:VAL:HA	1:B:19:PHE:CE1	2.46	0.50
1:B:112:ILE:HB	1:B:150:TYR:CE1	2.45	0.50
3:M:154:HIS:CD2	3:M:155:ILE:H	2.30	0.50
3:M:263:ALA:HB3	3:M:449:LEU:O	2.12	0.50
3:M:310:TYR:CE2	3:M:320:ILE:CD1	2.94	0.50
3:M:839:LYS:HB3	3:M:840:PRO:HD3	1.94	0.50
1:B:128:PHE:HZ	3:M:821:ARG:NH1	2.10	0.50
3:M:195:TYR:O	3:M:199:ILE:HG23	2.11	0.50
3:M:310:TYR:CE2	3:M:320:ILE:CD1	2.94	0.50
3:M:436:LYS:HZ1	3:M:652:LEU:HD11	1.76	0.50
1:B:68:ILE:HG12	1:B:75:ILE:HD11	1.92	0.50
1:B:100:ALA:HB1	3:M:816:ILE:CG1	2.41	0.50
2:C:39:GLN:O	2:C:79:LYS:HE2	2.12	0.50
3:M:154:HIS:CD2	3:M:155:ILE:H	2.30	0.50
3:M:263:ALA:HB3	3:M:449:LEU:O	2.12	0.50
3:M:310:TYR:CE2	3:M:320:ILE:CD1	2.94	0.50
2:C:65:PHE:CD1	2:C:65:PHE:N	2.79	0.50
2:C:106:GLU:OE2	3:M:18:ARG:HB3	2.11	0.50
3:M:154:HIS:CD2	3:M:155:ILE:H	2.30	0.50
3:M:263:ALA:HB3	3:M:449:LEU:O	2.12	0.50
3:M:310:TYR:CE2	3:M:320:ILE:CD1	2.94	0.50
1:B:128:PHE:HZ	3:M:821:ARG:NH1	2.10	0.50
3:M:195:TYR:O	3:M:199:ILE:HG23	2.11	0.50
3:M:310:TYR:CE2	3:M:320:ILE:CD1	2.94	0.50
3:M:436:LYS:HZ1	3:M:652:LEU:HD11	1.76	0.50
1:B:84:PHE:HD2	3:M:829:TRP:HH2	1.53	0.50
2:C:65:PHE:CD1	2:C:65:PHE:N	2.79	0.50
3:M:98:HIS:CE1	3:M:773:GLY:HA3	2.47	0.50
3:M:154:HIS:CD2	3:M:155:ILE:H	2.30	0.50
3:M:263:ALA:HB3	3:M:449:LEU:O	2.12	0.50
3:M:310:TYR:CE2	3:M:320:ILE:CD1	2.94	0.50
1:B:87:LYS:HD3	3:M:829:TRP:CE3	2.47	0.50
3:M:195:TYR:O	3:M:199:ILE:HG23	2.11	0.50
3:M:310:TYR:CE2	3:M:320:ILE:CD1	2.94	0.50

Continued on next page...

Continued from previous page...

Atom-1	Atom-2	Interatomic distance (Å)	Clash overlap (Å)
3:M:436:LYS:HZ1	3:M:652:LEU:HD11	1.76	0.50
1:B:100:ALA:HB1	3:M:816:ILE:CG1	2.41	0.50
2:C:149:VAL:HG22	3:M:797:PHE:CE1	2.44	0.50
3:M:154:HIS:CD2	3:M:155:ILE:H	2.30	0.50
3:M:263:ALA:HB3	3:M:449:LEU:O	2.12	0.50
3:M:310:TYR:CE2	3:M:320:ILE:CD1	2.94	0.50
1:B:15:VAL:HA	1:B:19:PHE:CE1	2.46	0.50
3:M:154:HIS:CD2	3:M:155:ILE:H	2.30	0.50
3:M:263:ALA:HB3	3:M:449:LEU:O	2.12	0.50
3:M:310:TYR:CE2	3:M:320:ILE:CD1	2.94	0.50
1:B:100:ALA:HB1	3:M:816:ILE:CG1	2.41	0.50
1:B:139:ALA:C	1:B:141:PRO:HD2	2.32	0.50
3:M:195:TYR:O	3:M:199:ILE:HG23	2.11	0.50
3:M:310:TYR:CE2	3:M:320:ILE:CD1	2.94	0.50
3:M:436:LYS:HZ1	3:M:652:LEU:HD11	1.76	0.50
3:M:779:ARG:C	3:M:783:LEU:N	2.52	0.50
3:M:195:TYR:O	3:M:199:ILE:HG23	2.11	0.50
3:M:310:TYR:CE2	3:M:320:ILE:CD1	2.94	0.50
3:M:436:LYS:HZ1	3:M:652:LEU:HD11	1.76	0.50
1:B:128:PHE:HZ	3:M:821:ARG:NH1	2.10	0.50
2:C:65:PHE:CD1	2:C:65:PHE:N	2.79	0.50
3:M:154:HIS:CD2	3:M:155:ILE:H	2.30	0.50
3:M:263:ALA:HB3	3:M:449:LEU:O	2.12	0.50
3:M:310:TYR:CE2	3:M:320:ILE:CD1	2.94	0.50
3:M:13:ALA:C	3:M:15:PRO:HD2	2.31	0.50
3:M:715:VAL:O	3:M:764:LYS:HB2	2.12	0.50
3:M:13:ALA:C	3:M:15:PRO:HD2	2.31	0.50
3:M:839:LYS:N	3:M:840:PRO:CD	2.75	0.50
1:B:84:PHE:HD2	3:M:829:TRP:HH2	1.53	0.50
3:M:154:HIS:CD2	3:M:155:ILE:H	2.30	0.50
3:M:292:MET:CE	3:M:309:PRO:HA	2.39	0.50
3:M:332:MET:O	3:M:336:SER:OG	2.27	0.50
3:M:510:TRP:CE3	3:M:766:PHE:HD2	2.28	0.50
3:M:13:ALA:C	3:M:15:PRO:HD2	2.31	0.50
1:B:15:VAL:HA	1:B:19:PHE:CE1	2.46	0.50
1:B:87:LYS:HD3	3:M:829:TRP:CE3	2.47	0.50
1:B:92:ASP:CG	3:M:819:ASN:HD21	2.15	0.50
3:M:13:ALA:C	3:M:15:PRO:HD2	2.31	0.50
3:M:715:VAL:O	3:M:764:LYS:HB2	2.12	0.50
3:M:805:ARG:CA	3:M:808:GLU:N	2.75	0.50
3:M:13:ALA:C	3:M:15:PRO:HD2	2.31	0.50

Continued on next page...

Continued from previous page...

Atom-1	Atom-2	Interatomic distance (Å)	Clash overlap (Å)
2:C:39:GLN:O	2:C:79:LYS:HE2	2.12	0.50
3:M:424:ASN:HB3	3:M:600:LYS:HD2	1.92	0.50
3:M:424:ASN:HB3	3:M:600:LYS:HD2	1.92	0.50
3:M:169:ASP:OD1	3:M:169:ASP:N	2.44	0.50
3:M:277:PHE:HA	3:M:317:GLN:HE22	1.77	0.50
3:M:510:TRP:CA	3:M:714:ARG:NH1	2.73	0.50
3:M:715:VAL:O	3:M:764:LYS:HB2	2.12	0.50
3:M:839:LYS:HB3	3:M:840:PRO:HD3	1.94	0.50
3:M:424:ASN:HB3	3:M:600:LYS:HD2	1.92	0.50
1:B:15:VAL:HA	1:B:19:PHE:CE1	2.47	0.50
3:M:424:ASN:HB3	3:M:600:LYS:HD2	1.92	0.50
1:B:87:LYS:HD3	3:M:829:TRP:CE3	2.47	0.50
1:B:139:ALA:C	1:B:141:PRO:HD2	2.32	0.50
3:M:169:ASP:OD1	3:M:169:ASP:N	2.44	0.50
3:M:277:PHE:HA	3:M:317:GLN:HE22	1.77	0.50
3:M:839:LYS:N	3:M:840:PRO:CD	2.75	0.50
1:B:86:GLU:HA	1:B:89:LYS:HE3	1.94	0.50
1:B:112:ILE:HB	1:B:150:TYR:CE1	2.45	0.50
1:B:144:VAL:CA	1:B:148:VAL:HA	2.36	0.50
3:M:424:ASN:HB3	3:M:600:LYS:HD2	1.92	0.50
1:B:98:MET:SD	1:B:154:CYS:SG	3.05	0.50
3:M:169:ASP:OD1	3:M:169:ASP:N	2.44	0.50
3:M:277:PHE:HA	3:M:317:GLN:HE22	1.77	0.50
3:M:715:VAL:O	3:M:764:LYS:HB2	2.12	0.50
3:M:424:ASN:HB3	3:M:600:LYS:HD2	1.92	0.50
3:M:424:ASN:HB3	3:M:600:LYS:HD2	1.92	0.50
3:M:169:ASP:OD1	3:M:169:ASP:N	2.44	0.50
3:M:277:PHE:HA	3:M:317:GLN:HE22	1.77	0.50
2:C:39:GLN:O	2:C:79:LYS:HE2	2.12	0.50
3:M:169:ASP:OD1	3:M:169:ASP:N	2.44	0.50
3:M:277:PHE:HA	3:M:317:GLN:HE22	1.77	0.50
3:M:805:ARG:O	3:M:806:MET:C	2.50	0.50
2:C:149:VAL:HG22	3:M:797:PHE:CE1	2.44	0.50
3:M:424:ASN:HB3	3:M:600:LYS:HD2	1.92	0.50
3:M:777:GLU:O	3:M:780:ASP:N	2.44	0.50
3:M:51:THR:C	3:M:62:VAL:HG13	2.32	0.50
3:M:51:THR:C	3:M:62:VAL:HG13	2.32	0.50
2:C:67:GLU:HA	2:C:70:PRO:HG2	1.94	0.50
3:M:51:THR:C	3:M:62:VAL:HG13	2.32	0.50
3:M:234:ASN:OD1	3:M:246:PHE:HD1	1.94	0.50
3:M:311:ASP:HB2	3:M:312:TYR:CE1	2.47	0.50

Continued on next page...

Continued from previous page...

Atom-1	Atom-2	Interatomic distance (Å)	Clash overlap (Å)
2:C:63:ILE:HG21	2:C:67:GLU:HB2	1.93	0.50
2:C:96:LYS:HZ3	3:M:725:ARG:CB	2.18	0.50
3:M:51:THR:C	3:M:62:VAL:HG13	2.32	0.50
1:B:87:LYS:HD3	3:M:829:TRP:CE3	2.47	0.50
3:M:51:THR:C	3:M:62:VAL:HG13	2.32	0.50
1:B:139:ALA:C	1:B:141:PRO:HD2	2.33	0.50
3:M:51:THR:C	3:M:62:VAL:HG13	2.32	0.50
3:M:735:GLY:CA	3:M:738:MET:CE	2.89	0.50
3:M:756:THR:O	3:M:758:TYR:N	2.45	0.50
2:C:39:GLN:O	2:C:79:LYS:HE2	2.12	0.50
3:M:51:THR:C	3:M:62:VAL:HG13	2.32	0.50
3:M:13:ALA:C	3:M:15:PRO:HD2	2.31	0.50
3:M:277:PHE:HA	3:M:317:GLN:HE22	1.77	0.50
3:M:292:MET:HE3	3:M:309:PRO:CA	2.38	0.50
3:M:839:LYS:HB3	3:M:840:PRO:HD3	1.94	0.50
3:M:13:ALA:C	3:M:15:PRO:HD2	2.31	0.50
3:M:277:PHE:HA	3:M:317:GLN:HE22	1.77	0.50
3:M:292:MET:HE3	3:M:309:PRO:CA	2.38	0.50
3:M:715:VAL:O	3:M:764:LYS:HB2	2.12	0.50
1:B:84:PHE:CD2	3:M:829:TRP:HH2	2.28	0.50
1:B:87:LYS:HD3	3:M:829:TRP:CE3	2.47	0.50
1:B:139:ALA:C	1:B:141:PRO:HD2	2.32	0.50
3:M:38:VAL:CG1	3:M:39:PHE:N	2.74	0.50
2:C:89:GLU:O	3:M:725:ARG:HD3	2.10	0.50
3:M:13:ALA:C	3:M:15:PRO:HD2	2.31	0.50
3:M:277:PHE:HA	3:M:317:GLN:HE22	1.77	0.50
3:M:292:MET:HE3	3:M:309:PRO:CA	2.38	0.50
3:M:13:ALA:C	3:M:15:PRO:HD2	2.31	0.50
3:M:83:PRO:CA	3:M:777:GLU:HA	2.42	0.50
3:M:277:PHE:HA	3:M:317:GLN:HE22	1.77	0.50
3:M:292:MET:HE3	3:M:309:PRO:CA	2.38	0.50
3:M:756:THR:O	3:M:758:TYR:N	2.45	0.50
3:M:38:VAL:CG1	3:M:39:PHE:N	2.74	0.50
3:M:728:ASN:O	3:M:730:SER:N	2.31	0.50
3:M:13:ALA:C	3:M:15:PRO:HD2	2.31	0.50
3:M:277:PHE:HA	3:M:317:GLN:HE22	1.77	0.50
3:M:292:MET:HE3	3:M:309:PRO:CA	2.38	0.50
3:M:708:ARG:CD	3:M:769:ALA:HB2	2.35	0.50
3:M:756:THR:O	3:M:758:TYR:N	2.45	0.50
1:B:139:ALA:C	1:B:141:PRO:HD2	2.32	0.50
3:M:38:VAL:CG1	3:M:39:PHE:N	2.74	0.50

Continued on next page...

Continued from previous page...

Atom-1	Atom-2	Interatomic distance (Å)	Clash overlap (Å)
1:B:87:LYS:HZ1	3:M:829:TRP:HE1	1.55	0.50
3:M:13:ALA:C	3:M:15:PRO:HD2	2.31	0.50
3:M:277:PHE:HA	3:M:317:GLN:HE22	1.77	0.50
3:M:292:MET:HE3	3:M:309:PRO:CA	2.38	0.50
1:B:68:ILE:HG12	1:B:75:ILE:HD11	1.93	0.50
1:B:139:ALA:C	1:B:141:PRO:HD2	2.32	0.50
3:M:13:ALA:C	3:M:15:PRO:HD2	2.31	0.50
3:M:277:PHE:HA	3:M:317:GLN:HE22	1.77	0.50
3:M:292:MET:HE3	3:M:309:PRO:CA	2.38	0.50
3:M:839:LYS:HB3	3:M:840:PRO:HD3	1.94	0.50
2:C:87:PHE:CE2	3:M:729:ALA:N	2.69	0.50
3:M:38:VAL:CG1	3:M:39:PHE:N	2.74	0.50
1:B:139:ALA:C	1:B:141:PRO:HD2	2.32	0.50
3:M:38:VAL:CG1	3:M:39:PHE:N	2.74	0.50
3:M:839:LYS:N	3:M:840:PRO:CD	2.75	0.50
3:M:13:ALA:C	3:M:15:PRO:HD2	2.31	0.50
3:M:277:PHE:HA	3:M:317:GLN:HE22	1.77	0.50
3:M:292:MET:HE3	3:M:309:PRO:CA	2.38	0.50
1:B:15:VAL:HA	1:B:19:PHE:CE1	2.46	0.50
3:M:756:THR:O	3:M:758:TYR:N	2.45	0.50
3:M:756:THR:O	3:M:758:TYR:N	2.45	0.50
1:B:15:VAL:HA	1:B:19:PHE:CE1	2.47	0.50
1:B:87:LYS:CD	3:M:829:TRP:CZ3	2.78	0.50
1:B:139:ALA:C	1:B:141:PRO:HD2	2.32	0.50
3:M:756:THR:O	3:M:758:TYR:N	2.45	0.50
1:B:86:GLU:HA	1:B:89:LYS:HE3	1.94	0.50
2:C:96:LYS:CD	3:M:722:GLN:HA	2.31	0.50
3:M:756:THR:O	3:M:758:TYR:N	2.45	0.50
1:B:139:ALA:C	1:B:141:PRO:HD2	2.33	0.50
3:M:85:TYR:C	3:M:776:GLU:HB3	2.25	0.50
3:M:149:GLN:CG	3:M:717:TYR:C	2.80	0.50
3:M:776:GLU:O	3:M:780:ASP:N	2.45	0.50
3:M:756:THR:O	3:M:758:TYR:N	2.45	0.50
3:M:839:LYS:HB3	3:M:840:PRO:HD3	1.94	0.50
1:B:128:PHE:HZ	3:M:821:ARG:CZ	2.14	0.50
3:M:195:TYR:O	3:M:199:ILE:HG23	2.11	0.50
3:M:277:PHE:HA	3:M:317:GLN:NE2	2.26	0.50
3:M:418:THR:O	3:M:422:VAL:HG23	2.11	0.50
3:M:735:GLY:HA2	3:M:738:MET:HE2	1.93	0.50
3:M:756:THR:O	3:M:758:TYR:N	2.45	0.50
3:M:195:TYR:O	3:M:199:ILE:HG23	2.11	0.50

Continued on next page...

Continued from previous page...

Atom-1	Atom-2	Interatomic distance (Å)	Clash overlap (Å)
3:M:277:PHE:HA	3:M:317:GLN:NE2	2.26	0.50
3:M:418:THR:O	3:M:422:VAL:HG23	2.11	0.50
3:M:839:LYS:N	3:M:840:PRO:CD	2.75	0.50
1:B:118:GLU:HG2	1:B:137:TRP:CH2	2.47	0.50
2:C:39:GLN:O	2:C:79:LYS:HE2	2.12	0.50
3:M:292:MET:HE1	3:M:309:PRO:HD3	1.94	0.50
3:M:332:MET:O	3:M:336:SER:OG	2.27	0.50
3:M:418:THR:CB	3:M:421:GLN:HG3	2.37	0.50
3:M:592:ILE:O	3:M:592:ILE:HG22	2.10	0.50
1:B:92:ASP:CG	3:M:819:ASN:HD21	2.15	0.50
3:M:195:TYR:O	3:M:199:ILE:HG23	2.11	0.50
3:M:277:PHE:HA	3:M:317:GLN:NE2	2.26	0.50
3:M:418:THR:O	3:M:422:VAL:HG23	2.11	0.50
3:M:735:GLY:HA2	3:M:738:MET:HE2	1.93	0.50
3:M:756:THR:O	3:M:758:TYR:N	2.45	0.50
1:B:84:PHE:CD2	3:M:829:TRP:HH2	2.28	0.50
1:B:139:ALA:C	1:B:141:PRO:HD2	2.33	0.50
3:M:195:TYR:O	3:M:199:ILE:HG23	2.11	0.50
3:M:277:PHE:HA	3:M:317:GLN:NE2	2.26	0.50
3:M:418:THR:O	3:M:422:VAL:HG23	2.11	0.50
2:C:87:PHE:HA	3:M:728:ASN:O	2.12	0.50
3:M:292:MET:HE1	3:M:309:PRO:HD3	1.94	0.50
3:M:332:MET:O	3:M:336:SER:OG	2.27	0.50
3:M:418:THR:CB	3:M:421:GLN:HG3	2.37	0.50
3:M:592:ILE:O	3:M:592:ILE:HG22	2.10	0.50
3:M:30:LYS:O	3:M:782:LYS:HB3	1.55	0.50
3:M:79:SER:OG	3:M:774:LEU:HD12	2.12	0.50
3:M:195:TYR:O	3:M:199:ILE:HG23	2.11	0.50
3:M:277:PHE:HA	3:M:317:GLN:NE2	2.26	0.50
3:M:418:THR:O	3:M:422:VAL:HG23	2.11	0.50
1:B:86:GLU:HA	1:B:89:LYS:HE3	1.94	0.50
3:M:292:MET:HE1	3:M:309:PRO:HD3	1.94	0.50
3:M:332:MET:O	3:M:336:SER:OG	2.27	0.50
3:M:418:THR:CB	3:M:421:GLN:HG3	2.37	0.50
3:M:592:ILE:O	3:M:592:ILE:HG22	2.10	0.50
3:M:839:LYS:N	3:M:840:PRO:CD	2.75	0.50
3:M:195:TYR:O	3:M:199:ILE:HG23	2.11	0.50
3:M:277:PHE:HA	3:M:317:GLN:NE2	2.26	0.50
3:M:418:THR:O	3:M:422:VAL:HG23	2.11	0.50
3:M:715:VAL:O	3:M:764:LYS:HB2	2.12	0.50
3:M:725:ARG:HH21	3:M:736:GLN:NE2	2.04	0.50

Continued on next page...

Continued from previous page...

Atom-1	Atom-2	Interatomic distance (Å)	Clash overlap (Å)
3:M:195:TYR:O	3:M:199:ILE:HG23	2.11	0.50
3:M:277:PHE:HA	3:M:317:GLN:NE2	2.26	0.50
3:M:418:THR:O	3:M:422:VAL:HG23	2.11	0.50
3:M:735:GLY:HA2	3:M:738:MET:HE2	1.93	0.50
3:M:756:THR:O	3:M:758:TYR:N	2.45	0.50
1:B:112:ILE:HB	1:B:150:TYR:CE1	2.45	0.50
3:M:292:MET:HE1	3:M:309:PRO:HD3	1.94	0.50
3:M:332:MET:O	3:M:336:SER:OG	2.27	0.50
3:M:418:THR:CB	3:M:421:GLN:HG3	2.37	0.50
3:M:592:ILE:O	3:M:592:ILE:HG22	2.10	0.50
3:M:839:LYS:N	3:M:840:PRO:CD	2.75	0.50
3:M:292:MET:HE1	3:M:309:PRO:HD3	1.94	0.50
3:M:332:MET:O	3:M:336:SER:OG	2.27	0.50
3:M:418:THR:CB	3:M:421:GLN:HG3	2.37	0.50
3:M:592:ILE:O	3:M:592:ILE:HG22	2.10	0.50
1:B:87:LYS:HZ1	3:M:829:TRP:HE1	1.49	0.50
3:M:195:TYR:O	3:M:199:ILE:HG23	2.11	0.50
3:M:277:PHE:HA	3:M:317:GLN:NE2	2.26	0.50
3:M:418:THR:O	3:M:422:VAL:HG23	2.11	0.50
3:M:735:GLY:HA2	3:M:738:MET:HE2	1.93	0.50
3:M:756:THR:O	3:M:758:TYR:N	2.45	0.50
2:C:39:GLN:O	2:C:79:LYS:HE2	2.12	0.49
3:M:128:PRO:O	3:M:683:PRO:HB3	2.12	0.49
3:M:169:ASP:OD1	3:M:169:ASP:N	2.44	0.49
2:C:149:VAL:HG22	3:M:797:PHE:CE1	2.44	0.49
3:M:128:PRO:O	3:M:683:PRO:HB3	2.12	0.49
3:M:169:ASP:OD1	3:M:169:ASP:N	2.44	0.49
1:B:86:GLU:HA	1:B:89:LYS:HE3	1.94	0.49
2:C:67:GLU:HA	2:C:70:PRO:HG2	1.94	0.49
3:M:128:PRO:O	3:M:683:PRO:HB3	2.12	0.49
3:M:169:ASP:OD1	3:M:169:ASP:N	2.44	0.49
3:M:715:VAL:HG12	3:M:716:LEU:O	2.12	0.49
1:B:87:LYS:HE3	3:M:829:TRP:CZ2	2.39	0.49
1:B:100:ALA:HB1	3:M:816:ILE:CG1	2.41	0.49
3:M:22:LYS:HB3	3:M:786:ILE:N	2.25	0.49
3:M:128:PRO:O	3:M:683:PRO:HB3	2.12	0.49
3:M:169:ASP:OD1	3:M:169:ASP:N	2.44	0.49
3:M:756:THR:O	3:M:758:TYR:N	2.45	0.49
3:M:128:PRO:O	3:M:683:PRO:HB3	2.12	0.49
3:M:169:ASP:OD1	3:M:169:ASP:N	2.44	0.49
3:M:128:PRO:O	3:M:683:PRO:HB3	2.12	0.49

Continued on next page...

Continued from previous page...

Atom-1	Atom-2	Interatomic distance (Å)	Clash overlap (Å)
3:M:169:ASP:OD1	3:M:169:ASP:N	2.44	0.49
1:B:86:GLU:HA	1:B:89:LYS:HE3	1.94	0.49
3:M:64:THR:CG2	3:M:65:GLU:N	2.75	0.49
1:B:86:GLU:HA	1:B:89:LYS:HE3	1.94	0.49
1:B:118:GLU:HG2	1:B:137:TRP:CH2	2.47	0.49
3:M:64:THR:CG2	3:M:65:GLU:N	2.75	0.49
3:M:176:LEU:N	3:M:176:LEU:CD1	2.74	0.49
1:B:87:LYS:HD3	3:M:829:TRP:CE3	2.47	0.49
1:B:128:PHE:HZ	3:M:821:ARG:NH1	2.10	0.49
3:M:64:THR:CG2	3:M:65:GLU:N	2.75	0.49
1:B:86:GLU:HA	1:B:89:LYS:HE3	1.94	0.49
3:M:29:ASN:O	3:M:784:ALA:N	2.44	0.49
3:M:64:THR:CG2	3:M:65:GLU:N	2.75	0.49
3:M:707:CYS:O	3:M:712:PRO:CG	2.60	0.49
1:B:68:ILE:HG12	1:B:75:ILE:HD11	1.93	0.49
3:M:176:LEU:N	3:M:176:LEU:CD1	2.74	0.49
1:B:139:ALA:C	1:B:141:PRO:HD2	2.32	0.49
3:M:64:THR:CG2	3:M:65:GLU:N	2.75	0.49
3:M:85:TYR:N	3:M:723:ARG:HD3	1.93	0.49
3:M:839:LYS:N	3:M:840:PRO:CD	2.75	0.49
3:M:176:LEU:N	3:M:176:LEU:CD1	2.74	0.49
3:M:64:THR:CG2	3:M:65:GLU:N	2.75	0.49
1:B:87:LYS:HD3	3:M:829:TRP:CE3	2.47	0.49
3:M:64:THR:CG2	3:M:65:GLU:N	2.75	0.49
2:C:39:GLN:O	2:C:79:LYS:HE2	2.12	0.49
2:C:140:GLU:OE2	3:M:739:ASP:CA	2.51	0.49
2:C:142:PHE:HB2	3:M:736:GLN:HE22	1.74	0.49
3:M:176:LEU:N	3:M:176:LEU:CD1	2.74	0.49
2:C:67:GLU:HA	2:C:70:PRO:HG2	1.94	0.49
3:M:176:LEU:N	3:M:176:LEU:CD1	2.74	0.49
3:M:735:GLY:CA	3:M:738:MET:CE	2.89	0.49
1:B:118:GLU:HG2	1:B:137:TRP:CH2	2.47	0.49
3:M:64:THR:CG2	3:M:65:GLU:N	2.75	0.49
3:M:839:LYS:N	3:M:840:PRO:CD	2.75	0.49
2:C:91:LEU:HG	3:M:728:ASN:C	2.33	0.49
3:M:195:TYR:O	3:M:199:ILE:HG23	2.11	0.49
1:B:15:VAL:HA	1:B:19:PHE:CE1	2.46	0.49
3:M:195:TYR:O	3:M:199:ILE:HG23	2.11	0.49
2:C:94:PHE:HB2	2:C:139:TYR:OH	2.13	0.49
3:M:244:SER:HA	3:M:246:PHE:N	2.26	0.49
3:M:277:PHE:HA	3:M:317:GLN:HE22	1.77	0.49

Continued on next page...

Continued from previous page...

Atom-1	Atom-2	Interatomic distance (Å)	Clash overlap (Å)
1:B:92:ASP:CG	3:M:819:ASN:HD21	2.15	0.49
3:M:195:TYR:O	3:M:199:ILE:HG23	2.11	0.49
3:M:735:GLY:CA	3:M:738:MET:CE	2.89	0.49
1:B:92:ASP:CG	3:M:819:ASN:HD21	2.15	0.49
2:C:110:VAL:N	3:M:19:LYS:CE	2.75	0.49
3:M:195:TYR:O	3:M:199:ILE:HG23	2.11	0.49
3:M:715:VAL:O	3:M:764:LYS:HB2	2.12	0.49
2:C:39:GLN:O	2:C:79:LYS:HE2	2.12	0.49
3:M:195:TYR:O	3:M:199:ILE:HG23	2.11	0.49
1:B:56:ARG:NH2	3:M:837:LYS:HZ1	2.09	0.49
1:B:70:GLU:OE2	3:M:829:TRP:NE1	2.36	0.49
3:M:195:TYR:O	3:M:199:ILE:HG23	2.11	0.49
3:M:128:PRO:O	3:M:683:PRO:HB3	2.12	0.49
3:M:278:GLN:HG3	3:M:318:GLY:H	1.75	0.49
3:M:429:LEU:O	3:M:433:VAL:HG23	2.11	0.49
2:C:39:GLN:O	2:C:79:LYS:HE2	2.12	0.49
3:M:128:PRO:O	3:M:683:PRO:HB3	2.12	0.49
3:M:278:GLN:HG3	3:M:318:GLY:H	1.75	0.49
3:M:429:LEU:O	3:M:433:VAL:HG23	2.11	0.49
2:C:63:ILE:HG21	2:C:67:GLU:HB2	1.93	0.49
3:M:675:ILE:CG2	3:M:676:ILE:N	2.74	0.49
2:C:65:PHE:CD1	2:C:65:PHE:N	2.79	0.49
3:M:128:PRO:O	3:M:683:PRO:HB3	2.12	0.49
3:M:278:GLN:HG3	3:M:318:GLY:H	1.75	0.49
3:M:429:LEU:O	3:M:433:VAL:HG23	2.11	0.49
3:M:128:PRO:O	3:M:683:PRO:HB3	2.12	0.49
3:M:278:GLN:HG3	3:M:318:GLY:H	1.75	0.49
3:M:429:LEU:O	3:M:433:VAL:HG23	2.11	0.49
3:M:675:ILE:CG2	3:M:676:ILE:N	2.74	0.49
1:B:15:VAL:HA	1:B:19:PHE:CE1	2.47	0.49
2:C:90:GLY:C	3:M:26:GLU:CB	2.76	0.49
2:C:96:LYS:N	3:M:24:ARG:CG	2.75	0.49
3:M:25:ILE:HD13	3:M:725:ARG:NH1	2.27	0.49
3:M:128:PRO:O	3:M:683:PRO:HB3	2.12	0.49
3:M:278:GLN:HG3	3:M:318:GLY:H	1.75	0.49
3:M:429:LEU:O	3:M:433:VAL:HG23	2.11	0.49
3:M:707:CYS:CB	3:M:712:PRO:C	2.61	0.49
3:M:715:VAL:O	3:M:764:LYS:HB2	2.12	0.49
3:M:715:VAL:HG12	3:M:716:LEU:O	2.12	0.49
1:B:118:GLU:HG2	1:B:137:TRP:CH2	2.47	0.49
2:C:94:PHE:HB2	2:C:139:TYR:OH	2.12	0.49

Continued on next page...

Continued from previous page...

Atom-1	Atom-2	Interatomic distance (Å)	Clash overlap (Å)
3:M:675:ILE:CG2	3:M:676:ILE:N	2.74	0.49
1:B:118:GLU:HG2	1:B:137:TRP:CH2	2.47	0.49
1:B:144:VAL:CA	1:B:148:VAL:HA	2.36	0.49
3:M:128:PRO:O	3:M:683:PRO:HB3	2.12	0.49
3:M:278:GLN:HG3	3:M:318:GLY:H	1.75	0.49
3:M:429:LEU:O	3:M:433:VAL:HG23	2.11	0.49
3:M:756:THR:O	3:M:758:TYR:N	2.45	0.49
1:B:70:GLU:OE2	3:M:829:TRP:NE1	2.36	0.49
3:M:128:PRO:O	3:M:683:PRO:HB3	2.12	0.49
3:M:278:GLN:HG3	3:M:318:GLY:H	1.75	0.49
3:M:429:LEU:O	3:M:433:VAL:HG23	2.11	0.49
3:M:675:ILE:CG2	3:M:676:ILE:N	2.74	0.49
2:C:65:PHE:CD1	2:C:65:PHE:N	2.79	0.49
2:C:149:VAL:HG22	3:M:797:PHE:CE1	2.44	0.49
3:M:675:ILE:CG2	3:M:676:ILE:N	2.74	0.49
1:B:86:GLU:HA	1:B:89:LYS:HE3	1.94	0.49
1:B:139:ALA:C	1:B:141:PRO:HD2	2.32	0.49
2:C:96:LYS:HB3	3:M:722:GLN:H	1.77	0.49
3:M:128:PRO:O	3:M:683:PRO:HB3	2.12	0.49
3:M:278:GLN:HG3	3:M:318:GLY:H	1.75	0.49
3:M:429:LEU:O	3:M:433:VAL:HG23	2.11	0.49
2:C:139:TYR:CD1	3:M:721:LYS:HE2	2.47	0.49
3:M:20:SER:HB3	3:M:23:GLU:OE1	2.13	0.49
2:C:39:GLN:O	2:C:79:LYS:HE2	2.12	0.49
3:M:20:SER:HB3	3:M:23:GLU:OE1	2.13	0.49
3:M:715:VAL:O	3:M:764:LYS:HB2	2.12	0.49
3:M:128:PRO:O	3:M:683:PRO:HB3	2.12	0.49
3:M:263:ALA:HB3	3:M:449:LEU:O	2.12	0.49
3:M:20:SER:HB3	3:M:23:GLU:OE1	2.13	0.49
1:B:144:VAL:CA	1:B:148:VAL:HA	2.36	0.49
3:M:715:VAL:HG12	3:M:716:LEU:O	2.12	0.49
3:M:725:ARG:HH21	3:M:736:GLN:NE2	2.04	0.49
1:B:144:VAL:CA	1:B:148:VAL:HA	2.36	0.49
3:M:20:SER:HB3	3:M:23:GLU:OE1	2.13	0.49
3:M:20:SER:HB3	3:M:23:GLU:OE1	2.13	0.49
3:M:715:VAL:O	3:M:764:LYS:HB2	2.12	0.49
3:M:783:LEU:O	3:M:787:ILE:N	2.28	0.49
1:B:15:VAL:HA	1:B:19:PHE:CE1	2.47	0.49
2:C:65:PHE:CD1	2:C:65:PHE:N	2.79	0.49
3:M:51:THR:C	3:M:62:VAL:HG13	2.32	0.49
3:M:405:ARG:HB2	3:M:414:THR:OG1	2.13	0.49

Continued on next page...

Continued from previous page...

Atom-1	Atom-2	Interatomic distance (Å)	Clash overlap (Å)
3:M:595:TRP:CD1	3:M:595:TRP:N	2.80	0.49
3:M:715:VAL:HG12	3:M:716:LEU:O	2.12	0.49
1:B:100:ALA:HB1	3:M:816:ILE:CG1	2.41	0.49
3:M:51:THR:C	3:M:62:VAL:HG13	2.32	0.49
3:M:405:ARG:HB2	3:M:414:THR:OG1	2.13	0.49
3:M:508:ILE:CG2	3:M:766:PHE:CG	2.96	0.49
3:M:595:TRP:CD1	3:M:595:TRP:N	2.80	0.49
3:M:715:VAL:HG12	3:M:716:LEU:O	2.12	0.49
3:M:756:THR:O	3:M:758:TYR:N	2.45	0.49
3:M:346:ASP:O	3:M:349:THR:HB	2.11	0.49
1:B:139:ALA:C	1:B:141:PRO:HD2	2.32	0.49
2:C:93:VAL:HG21	3:M:726:VAL:N	2.27	0.49
3:M:51:THR:C	3:M:62:VAL:HG13	2.32	0.49
3:M:405:ARG:HB2	3:M:414:THR:OG1	2.13	0.49
3:M:595:TRP:CD1	3:M:595:TRP:N	2.80	0.49
3:M:715:VAL:HG12	3:M:716:LEU:O	2.12	0.49
3:M:51:THR:C	3:M:62:VAL:HG13	2.32	0.49
3:M:405:ARG:HB2	3:M:414:THR:OG1	2.13	0.49
3:M:595:TRP:CD1	3:M:595:TRP:N	2.80	0.49
1:B:92:ASP:CG	3:M:819:ASN:HD21	2.15	0.49
3:M:346:ASP:O	3:M:349:THR:HB	2.11	0.49
3:M:715:VAL:HG12	3:M:716:LEU:O	2.13	0.49
3:M:51:THR:C	3:M:62:VAL:HG13	2.32	0.49
3:M:405:ARG:HB2	3:M:414:THR:OG1	2.13	0.49
3:M:595:TRP:CD1	3:M:595:TRP:N	2.80	0.49
3:M:346:ASP:O	3:M:349:THR:HB	2.11	0.49
3:M:756:THR:O	3:M:758:TYR:N	2.45	0.49
3:M:839:LYS:HB3	3:M:840:PRO:HD3	1.94	0.49
3:M:51:THR:C	3:M:62:VAL:HG13	2.32	0.49
3:M:405:ARG:HB2	3:M:414:THR:OG1	2.13	0.49
3:M:595:TRP:CD1	3:M:595:TRP:N	2.80	0.49
2:C:94:PHE:HB2	2:C:139:TYR:OH	2.13	0.49
3:M:51:THR:C	3:M:62:VAL:HG13	2.32	0.49
3:M:405:ARG:HB2	3:M:414:THR:OG1	2.13	0.49
3:M:595:TRP:CD1	3:M:595:TRP:N	2.80	0.49
3:M:715:VAL:HG12	3:M:716:LEU:O	2.12	0.49
3:M:346:ASP:O	3:M:349:THR:HB	2.11	0.49
3:M:756:THR:O	3:M:758:TYR:N	2.45	0.49
1:B:84:PHE:HD2	3:M:829:TRP:HH2	1.53	0.49
3:M:346:ASP:O	3:M:349:THR:HB	2.11	0.49
1:B:84:PHE:CD2	3:M:829:TRP:HH2	2.28	0.49

Continued on next page...

Continued from previous page...

Atom-1	Atom-2	Interatomic distance (Å)	Clash overlap (Å)
2:C:93:VAL:CG2	3:M:725:ARG:CG	2.80	0.49
3:M:51:THR:C	3:M:62:VAL:HG13	2.32	0.49
3:M:405:ARG:HB2	3:M:414:THR:OG1	2.13	0.49
3:M:595:TRP:CD1	3:M:595:TRP:N	2.80	0.49
3:M:715:VAL:HG12	3:M:716:LEU:O	2.12	0.49
3:M:134:VAL:C	3:M:136:ASN:H	2.15	0.49
3:M:168:THR:HG22	3:M:169:ASP:OD1	2.12	0.49
3:M:251:ARG:O	3:M:263:ALA:HA	2.12	0.49
3:M:839:LYS:N	3:M:840:PRO:CD	2.75	0.49
1:B:92:ASP:CG	3:M:819:ASN:HD21	2.15	0.49
3:M:134:VAL:C	3:M:136:ASN:H	2.15	0.49
3:M:168:THR:HG22	3:M:169:ASP:OD1	2.12	0.49
3:M:251:ARG:O	3:M:263:ALA:HA	2.12	0.49
3:M:169:ASP:OD1	3:M:169:ASP:N	2.44	0.49
3:M:405:ARG:HB2	3:M:414:THR:OG1	2.13	0.49
1:B:15:VAL:HA	1:B:19:PHE:CE1	2.46	0.49
1:B:87:LYS:HD3	3:M:829:TRP:CE3	2.47	0.49
1:B:144:VAL:CA	1:B:148:VAL:HA	2.36	0.49
3:M:134:VAL:C	3:M:136:ASN:H	2.15	0.49
3:M:168:THR:HG22	3:M:169:ASP:OD1	2.12	0.49
3:M:251:ARG:O	3:M:263:ALA:HA	2.12	0.49
1:B:124:GLN:CD	2:C:16:LEU:HD22	2.32	0.49
3:M:134:VAL:C	3:M:136:ASN:H	2.15	0.49
3:M:168:THR:HG22	3:M:169:ASP:OD1	2.12	0.49
3:M:251:ARG:O	3:M:263:ALA:HA	2.12	0.49
3:M:499:GLU:CG	3:M:714:ARG:CZ	2.71	0.49
3:M:134:VAL:C	3:M:136:ASN:H	2.15	0.49
3:M:168:THR:HG22	3:M:169:ASP:OD1	2.12	0.49
3:M:251:ARG:O	3:M:263:ALA:HA	2.12	0.49
1:B:84:PHE:CD2	3:M:829:TRP:HH2	2.28	0.49
3:M:134:VAL:C	3:M:136:ASN:H	2.15	0.49
3:M:168:THR:HG22	3:M:169:ASP:OD1	2.12	0.49
3:M:251:ARG:O	3:M:263:ALA:HA	2.12	0.49
1:B:139:ALA:C	1:B:141:PRO:HD2	2.33	0.49
3:M:244:SER:HA	3:M:246:PHE:N	2.26	0.49
3:M:251:ARG:O	3:M:263:ALA:HA	2.12	0.49
3:M:332:MET:O	3:M:336:SER:OG	2.27	0.49
3:M:346:ASP:O	3:M:349:THR:HB	2.11	0.49
3:M:715:VAL:O	3:M:764:LYS:HB2	2.12	0.49
3:M:839:LYS:N	3:M:840:PRO:CD	2.75	0.49
3:M:244:SER:HA	3:M:246:PHE:N	2.26	0.49

Continued on next page...

Continued from previous page...

Atom-1	Atom-2	Interatomic distance (Å)	Clash overlap (Å)
3:M:251:ARG:O	3:M:263:ALA:HA	2.12	0.49
3:M:332:MET:O	3:M:336:SER:OG	2.27	0.49
3:M:346:ASP:O	3:M:349:THR:HB	2.11	0.49
3:M:103:LEU:C	3:M:103:LEU:HD12	2.33	0.49
3:M:251:ARG:O	3:M:263:ALA:HA	2.12	0.49
3:M:244:SER:HA	3:M:246:PHE:N	2.26	0.49
3:M:251:ARG:O	3:M:263:ALA:HA	2.12	0.49
3:M:332:MET:O	3:M:336:SER:OG	2.27	0.49
3:M:346:ASP:O	3:M:349:THR:HB	2.11	0.49
3:M:715:VAL:O	3:M:764:LYS:HB2	2.12	0.49
3:M:839:LYS:N	3:M:840:PRO:CD	2.75	0.49
1:B:128:PHE:CZ	3:M:817:GLN:HG2	2.48	0.49
2:C:39:GLN:HB2	2:C:79:LYS:CD	2.36	0.49
2:C:39:GLN:O	2:C:79:LYS:HE2	2.12	0.49
3:M:244:SER:HA	3:M:246:PHE:N	2.26	0.49
3:M:251:ARG:O	3:M:263:ALA:HA	2.12	0.49
3:M:332:MET:O	3:M:336:SER:OG	2.27	0.49
3:M:346:ASP:O	3:M:349:THR:HB	2.11	0.49
1:B:100:ALA:HB1	3:M:816:ILE:CG1	2.41	0.49
2:C:39:GLN:O	2:C:79:LYS:HE2	2.12	0.49
3:M:103:LEU:C	3:M:103:LEU:HD12	2.33	0.49
3:M:251:ARG:O	3:M:263:ALA:HA	2.12	0.49
3:M:715:VAL:O	3:M:764:LYS:HB2	2.12	0.49
1:B:118:GLU:HG2	1:B:137:TRP:CH2	2.47	0.49
2:C:39:GLN:O	2:C:79:LYS:HE2	2.12	0.49
2:C:149:VAL:CG1	3:M:800:ARG:HB3	2.22	0.49
3:M:98:HIS:HE1	3:M:773:GLY:HA3	1.78	0.49
3:M:244:SER:HA	3:M:246:PHE:N	2.26	0.49
3:M:251:ARG:O	3:M:263:ALA:HA	2.12	0.49
3:M:332:MET:O	3:M:336:SER:OG	2.27	0.49
3:M:346:ASP:O	3:M:349:THR:HB	2.11	0.49
3:M:103:LEU:C	3:M:103:LEU:HD12	2.33	0.49
3:M:251:ARG:O	3:M:263:ALA:HA	2.12	0.49
1:B:92:ASP:CG	3:M:819:ASN:HD21	2.15	0.49
2:C:63:ILE:HG21	2:C:67:GLU:HB2	1.93	0.49
3:M:244:SER:HA	3:M:246:PHE:N	2.26	0.49
3:M:251:ARG:O	3:M:263:ALA:HA	2.12	0.49
3:M:332:MET:O	3:M:336:SER:OG	2.27	0.49
3:M:346:ASP:O	3:M:349:THR:HB	2.11	0.49
3:M:762:HIS:CD2	3:M:762:HIS:N	2.78	0.49
1:B:128:PHE:HZ	3:M:821:ARG:CZ	2.13	0.49

Continued on next page...

Continued from previous page...

Atom-1	Atom-2	Interatomic distance (Å)	Clash overlap (Å)
3:M:244:SER:HA	3:M:246:PHE:N	2.26	0.49
3:M:251:ARG:O	3:M:263:ALA:HA	2.12	0.49
3:M:332:MET:O	3:M:336:SER:OG	2.27	0.49
3:M:346:ASP:O	3:M:349:THR:HB	2.11	0.49
3:M:715:VAL:O	3:M:764:LYS:HB2	2.12	0.49
1:B:118:GLU:HG2	1:B:137:TRP:CH2	2.47	0.49
3:M:103:LEU:C	3:M:103:LEU:HD12	2.33	0.49
3:M:251:ARG:O	3:M:263:ALA:HA	2.12	0.49
3:M:715:VAL:HG12	3:M:716:LEU:O	2.13	0.49
3:M:103:LEU:C	3:M:103:LEU:HD12	2.33	0.49
3:M:251:ARG:O	3:M:263:ALA:HA	2.12	0.49
1:B:15:VAL:HA	1:B:19:PHE:CE1	2.47	0.49
2:C:94:PHE:HB2	2:C:139:TYR:OH	2.13	0.49
3:M:244:SER:HA	3:M:246:PHE:N	2.26	0.49
3:M:251:ARG:O	3:M:263:ALA:HA	2.12	0.49
3:M:332:MET:O	3:M:336:SER:OG	2.27	0.49
3:M:346:ASP:O	3:M:349:THR:HB	2.11	0.49
3:M:715:VAL:O	3:M:764:LYS:HB2	2.12	0.49
1:B:139:ALA:C	1:B:141:PRO:HD2	2.32	0.49
2:C:143:VAL:HG11	3:M:731:ALA:HB1	1.94	0.49
2:C:149:VAL:HG22	3:M:797:PHE:CE1	2.44	0.49
3:M:547:ASP:O	3:M:550:PHE:HB3	2.12	0.49
3:M:547:ASP:O	3:M:550:PHE:HB3	2.12	0.49
3:M:715:VAL:HG12	3:M:716:LEU:O	2.12	0.49
3:M:778:MET:HB3	3:M:782:LYS:HG3	1.91	0.49
3:M:251:ARG:O	3:M:263:ALA:HA	2.12	0.49
3:M:715:VAL:O	3:M:764:LYS:HB2	2.12	0.49
3:M:547:ASP:O	3:M:550:PHE:HB3	2.12	0.49
3:M:547:ASP:O	3:M:550:PHE:HB3	2.12	0.49
2:C:94:PHE:HB2	2:C:139:TYR:OH	2.13	0.49
3:M:547:ASP:O	3:M:550:PHE:HB3	2.12	0.49
1:B:86:GLU:HA	1:B:89:LYS:HE3	1.94	0.49
2:C:16:LEU:HD21	3:M:810:ARG:HG2	1.92	0.49
3:M:547:ASP:O	3:M:550:PHE:HB3	2.12	0.49
3:M:715:VAL:HG12	3:M:716:LEU:O	2.12	0.49
1:B:92:ASP:CG	3:M:819:ASN:HD21	2.15	0.49
3:M:20:SER:HB3	3:M:23:GLU:OE1	2.13	0.49
3:M:266:GLU:C	3:M:442:VAL:HG11	2.27	0.49
1:B:139:ALA:C	1:B:141:PRO:HD2	2.32	0.49
3:M:20:SER:HB3	3:M:23:GLU:OE1	2.13	0.49
3:M:266:GLU:C	3:M:442:VAL:HG11	2.27	0.49

Continued on next page...

Continued from previous page...

Atom-1	Atom-2	Interatomic distance (Å)	Clash overlap (Å)
3:M:51:THR:C	3:M:62:VAL:HG13	2.32	0.49
3:M:405:ARG:HB2	3:M:414:THR:OG1	2.13	0.49
3:M:547:ASP:O	3:M:550:PHE:HB3	2.12	0.49
3:M:839:LYS:N	3:M:840:PRO:CD	2.75	0.49
1:B:128:PHE:CZ	3:M:817:GLN:HG2	2.48	0.49
2:C:94:PHE:CB	3:M:722:GLN:OE1	2.45	0.49
3:M:20:SER:HB3	3:M:23:GLU:OE1	2.13	0.49
3:M:266:GLU:C	3:M:442:VAL:HG11	2.27	0.49
3:M:266:GLU:C	3:M:442:VAL:HG11	2.27	0.49
3:M:707:CYS:CB	3:M:712:PRO:HA	2.43	0.49
3:M:715:VAL:O	3:M:764:LYS:HB2	2.12	0.49
3:M:720:PHE:CD2	3:M:744:SER:HB3	2.48	0.49
3:M:51:THR:C	3:M:62:VAL:HG13	2.32	0.49
3:M:405:ARG:HB2	3:M:414:THR:OG1	2.13	0.49
3:M:547:ASP:O	3:M:550:PHE:HB3	2.12	0.49
3:M:756:THR:O	3:M:758:TYR:N	2.45	0.49
2:C:67:GLU:HA	2:C:70:PRO:HG2	1.95	0.49
2:C:94:PHE:HB2	2:C:139:TYR:OH	2.13	0.49
3:M:20:SER:HB3	3:M:23:GLU:OE1	2.13	0.49
3:M:266:GLU:C	3:M:442:VAL:HG11	2.27	0.49
3:M:51:THR:C	3:M:62:VAL:HG13	2.32	0.49
3:M:405:ARG:HB2	3:M:414:THR:OG1	2.13	0.49
3:M:547:ASP:O	3:M:550:PHE:HB3	2.12	0.49
1:B:87:LYS:HD3	3:M:829:TRP:CE3	2.47	0.49
3:M:20:SER:HB3	3:M:23:GLU:OE1	2.13	0.49
3:M:266:GLU:C	3:M:442:VAL:HG11	2.27	0.49
3:M:715:VAL:HG12	3:M:716:LEU:O	2.12	0.49
3:M:20:SER:HB3	3:M:23:GLU:OE1	2.13	0.49
3:M:266:GLU:C	3:M:442:VAL:HG11	2.27	0.49
1:B:92:ASP:CG	3:M:819:ASN:HD21	2.15	0.49
2:C:87:PHE:HA	3:M:728:ASN:O	2.12	0.49
2:C:149:VAL:CG1	3:M:800:ARG:HB3	2.22	0.49
3:M:51:THR:C	3:M:62:VAL:HG13	2.32	0.49
3:M:405:ARG:HB2	3:M:414:THR:OG1	2.13	0.49
3:M:547:ASP:O	3:M:550:PHE:HB3	2.12	0.49
3:M:715:VAL:O	3:M:764:LYS:HB2	2.12	0.49
3:M:51:THR:C	3:M:62:VAL:HG13	2.32	0.49
3:M:405:ARG:HB2	3:M:414:THR:OG1	2.13	0.49
3:M:503:TYR:CZ	3:M:714:ARG:NH2	2.66	0.49
3:M:547:ASP:O	3:M:550:PHE:HB3	2.12	0.49
3:M:715:VAL:O	3:M:764:LYS:HB2	2.12	0.49

Continued on next page...

Continued from previous page...

Atom-1	Atom-2	Interatomic distance (Å)	Clash overlap (Å)
1:B:87:LYS:HD3	3:M:829:TRP:CE3	2.47	0.49
3:M:20:SER:HB3	3:M:23:GLU:OE1	2.13	0.49
3:M:266:GLU:C	3:M:442:VAL:HG11	2.27	0.49
3:M:154:HIS:CD2	3:M:155:ILE:H	2.30	0.49
1:B:118:GLU:HG2	1:B:137:TRP:CH2	2.47	0.49
1:B:139:ALA:C	1:B:141:PRO:HD2	2.32	0.49
2:C:94:PHE:HB2	2:C:139:TYR:OH	2.13	0.49
3:M:154:HIS:CD2	3:M:155:ILE:H	2.30	0.49
1:B:118:GLU:HG2	1:B:137:TRP:CH2	2.47	0.49
1:B:128:PHE:CZ	3:M:817:GLN:HG2	2.48	0.49
3:M:715:VAL:HG12	3:M:716:LEU:O	2.12	0.49
2:C:39:GLN:HB2	2:C:79:LYS:CD	2.36	0.49
2:C:89:GLU:HG2	3:M:725:ARG:HH12	1.77	0.49
3:M:154:HIS:CD2	3:M:155:ILE:H	2.30	0.49
1:B:86:GLU:HA	1:B:89:LYS:HE3	1.94	0.49
3:M:154:HIS:CD2	3:M:155:ILE:H	2.30	0.49
3:M:724:TYR:HE1	3:M:775:LEU:HB3	1.67	0.49
3:M:839:LYS:HB3	3:M:840:PRO:HD3	1.94	0.49
3:M:154:HIS:CD2	3:M:155:ILE:H	2.30	0.49
3:M:720:PHE:CD2	3:M:744:SER:HB3	2.48	0.49
1:B:118:GLU:HG2	1:B:137:TRP:CH2	2.47	0.49
3:M:154:HIS:CD2	3:M:155:ILE:H	2.30	0.49
3:M:547:ASP:O	3:M:550:PHE:HB3	2.12	0.49
3:M:547:ASP:O	3:M:550:PHE:HB3	2.12	0.49
1:B:92:ASP:CG	3:M:819:ASN:HD21	2.15	0.49
3:M:64:THR:CG2	3:M:65:GLU:N	2.75	0.49
3:M:803:TYR:CZ	3:M:807:VAL:HG21	2.48	0.49
3:M:547:ASP:O	3:M:550:PHE:HB3	2.12	0.49
1:B:84:PHE:HD2	3:M:829:TRP:HH2	1.53	0.49
3:M:93:MET:CG	3:M:715:VAL:HG22	2.42	0.49
3:M:547:ASP:O	3:M:550:PHE:HB3	2.12	0.49
3:M:839:LYS:N	3:M:840:PRO:CD	2.75	0.49
3:M:64:THR:CG2	3:M:65:GLU:N	2.75	0.49
2:C:92:ARG:O	3:M:24:ARG:C	2.49	0.49
2:C:93:VAL:CG2	3:M:29:ASN:CB	2.88	0.49
2:C:94:PHE:N	3:M:27:ALA:HB2	2.14	0.49
3:M:547:ASP:O	3:M:550:PHE:HB3	2.12	0.49
1:B:70:GLU:OE2	3:M:829:TRP:NE1	2.36	0.49
1:B:128:PHE:CZ	3:M:817:GLN:HG2	2.48	0.49
3:M:64:THR:CG2	3:M:65:GLU:N	2.75	0.49
3:M:547:ASP:O	3:M:550:PHE:HB3	2.12	0.49

Continued on next page...

Continued from previous page...

Atom-1	Atom-2	Interatomic distance (Å)	Clash overlap (Å)
3:M:839:LYS:HB3	3:M:840:PRO:HD3	1.94	0.49
1:B:92:ASP:CG	3:M:819:ASN:HD21	2.15	0.49
1:B:128:PHE:CZ	3:M:817:GLN:HG2	2.48	0.49
3:M:547:ASP:O	3:M:550:PHE:HB3	2.12	0.49
3:M:805:ARG:O	3:M:809:ARG:CG	2.60	0.49
1:B:128:PHE:HZ	3:M:821:ARG:NH1	2.10	0.49
2:C:94:PHE:HB2	2:C:139:TYR:OH	2.12	0.49
3:M:64:THR:CG2	3:M:65:GLU:N	2.75	0.49
3:M:64:THR:CG2	3:M:65:GLU:N	2.75	0.49
2:C:89:GLU:CA	3:M:725:ARG:HH12	1.98	0.49
3:M:547:ASP:O	3:M:550:PHE:HB3	2.12	0.49
2:C:67:GLU:HA	2:C:70:PRO:HG2	1.94	0.49
2:C:140:GLU:CG	3:M:738:MET:HG2	2.27	0.49
2:C:149:VAL:CG1	3:M:800:ARG:HB3	2.22	0.49
3:M:508:ILE:HD11	3:M:766:PHE:CE1	2.39	0.49
2:C:103:MET:SD	3:M:10:PHE:C	2.91	0.49
3:M:95:THR:OG1	3:M:769:ALA:C	2.35	0.49
3:M:148:ARG:CG	3:M:719:ASP:OD2	2.61	0.49
1:B:118:GLU:HG2	1:B:137:TRP:CH2	2.47	0.49
2:C:94:PHE:HB2	2:C:139:TYR:OH	2.13	0.49
3:M:762:HIS:CD2	3:M:762:HIS:N	2.79	0.49
2:C:67:GLU:HA	2:C:70:PRO:HG2	1.94	0.49
3:M:312:TYR:N	3:M:312:TYR:CD1	2.81	0.49
3:M:756:THR:O	3:M:758:TYR:N	2.45	0.49
1:B:123:THR:HB	2:C:19:ARG:HG2	1.94	0.49
3:M:312:TYR:N	3:M:312:TYR:CD1	2.81	0.49
3:M:34:ALA:HB2	3:M:778:MET:CE	2.37	0.49
1:B:84:PHE:CD2	3:M:829:TRP:HH2	2.28	0.49
3:M:312:TYR:N	3:M:312:TYR:CD1	2.81	0.49
2:C:67:GLU:HA	2:C:70:PRO:HG2	1.95	0.49
1:B:86:GLU:HA	1:B:89:LYS:HE3	1.94	0.49
2:C:67:GLU:HA	2:C:70:PRO:HG2	1.95	0.49
3:M:312:TYR:N	3:M:312:TYR:CD1	2.81	0.49
3:M:720:PHE:CD2	3:M:744:SER:HB3	2.48	0.49
1:B:87:LYS:HE3	3:M:829:TRP:CZ2	2.39	0.49
3:M:312:TYR:N	3:M:312:TYR:CD1	2.81	0.49
3:M:509:GLU:O	3:M:766:PHE:CD1	2.65	0.49
2:C:92:ARG:CB	3:M:725:ARG:NH1	2.71	0.49
3:M:103:LEU:C	3:M:103:LEU:HD12	2.33	0.49
3:M:263:ALA:HB3	3:M:449:LEU:O	2.12	0.49
3:M:314:TYR:CZ	3:M:362:GLY:HA2	2.48	0.49

Continued on next page...

Continued from previous page...

Atom-1	Atom-2	Interatomic distance (Å)	Clash overlap (Å)
3:M:839:LYS:HB3	3:M:840:PRO:HD3	1.94	0.49
2:C:93:VAL:CG1	3:M:723:ARG:O	2.60	0.49
3:M:103:LEU:C	3:M:103:LEU:HD12	2.33	0.49
3:M:263:ALA:HB3	3:M:449:LEU:O	2.12	0.49
3:M:314:TYR:CZ	3:M:362:GLY:HA2	2.48	0.49
2:C:89:GLU:CB	3:M:725:ARG:NH1	2.75	0.49
2:C:94:PHE:HB2	2:C:139:TYR:OH	2.13	0.49
3:M:103:LEU:C	3:M:103:LEU:HD12	2.33	0.49
3:M:263:ALA:HB3	3:M:449:LEU:O	2.12	0.49
3:M:314:TYR:CZ	3:M:362:GLY:HA2	2.48	0.49
2:C:94:PHE:CE2	3:M:24:ARG:HG3	2.48	0.49
2:C:107:LEU:N	3:M:15:PRO:CB	2.67	0.49
3:M:25:ILE:O	3:M:784:ALA:CB	2.61	0.49
3:M:103:LEU:C	3:M:103:LEU:HD12	2.33	0.49
3:M:263:ALA:HB3	3:M:449:LEU:O	2.12	0.49
3:M:314:TYR:CZ	3:M:362:GLY:HA2	2.48	0.49
3:M:103:LEU:C	3:M:103:LEU:HD12	2.33	0.49
3:M:263:ALA:HB3	3:M:449:LEU:O	2.12	0.49
3:M:314:TYR:CZ	3:M:362:GLY:HA2	2.48	0.49
3:M:103:LEU:C	3:M:103:LEU:HD12	2.33	0.49
3:M:263:ALA:HB3	3:M:449:LEU:O	2.12	0.49
3:M:314:TYR:CZ	3:M:362:GLY:HA2	2.48	0.49
3:M:779:ARG:O	3:M:780:ASP:C	2.51	0.49
2:C:94:PHE:HB2	2:C:139:TYR:OH	2.12	0.49
3:M:251:ARG:HB2	3:M:264:ASP:HB3	1.95	0.49
1:B:118:GLU:HG2	1:B:137:TRP:CH2	2.47	0.49
1:B:118:GLU:HG2	1:B:137:TRP:CH2	2.47	0.49
2:C:67:GLU:HA	2:C:70:PRO:HG2	1.94	0.49
3:M:251:ARG:HB2	3:M:264:ASP:HB3	1.95	0.49
3:M:510:TRP:HH2	3:M:711:PHE:CZ	2.09	0.49
3:M:726:VAL:CB	3:M:786:ILE:CB	2.66	0.49
3:M:25:ILE:CG2	3:M:725:ARG:NH1	2.76	0.49
3:M:720:PHE:CD2	3:M:744:SER:HB3	2.48	0.49
3:M:804:ARG:HG2	3:M:808:GLU:CG	2.43	0.49
3:M:251:ARG:HB2	3:M:264:ASP:HB3	1.95	0.49
3:M:715:VAL:HG12	3:M:716:LEU:O	2.12	0.49
1:B:139:ALA:C	1:B:141:PRO:HD2	2.32	0.49
2:C:94:PHE:HB2	2:C:139:TYR:OH	2.13	0.49
2:C:39:GLN:O	2:C:79:LYS:HE2	2.12	0.49
3:M:251:ARG:HB2	3:M:264:ASP:HB3	1.95	0.49
3:M:726:VAL:CB	3:M:786:ILE:CB	2.66	0.49

Continued on next page...

Continued from previous page...

Atom-1	Atom-2	Interatomic distance (Å)	Clash overlap (Å)
3:M:727:LEU:HD23	3:M:782:LYS:O	2.12	0.49
2:C:94:PHE:HB2	2:C:139:TYR:OH	2.12	0.49
3:M:251:ARG:HB2	3:M:264:ASP:HB3	1.95	0.49
1:B:123:THR:HB	2:C:19:ARG:HG2	1.94	0.49
1:B:128:PHE:CZ	3:M:817:GLN:HG2	2.48	0.49
3:M:332:MET:O	3:M:336:SER:OG	2.27	0.49
3:M:715:VAL:HG12	3:M:716:LEU:O	2.12	0.49
2:C:39:GLN:HB2	2:C:79:LYS:CD	2.36	0.49
2:C:67:GLU:HA	2:C:70:PRO:HG2	1.94	0.49
2:C:93:VAL:HG12	3:M:723:ARG:O	2.13	0.49
3:M:332:MET:O	3:M:336:SER:OG	2.27	0.49
3:M:97:LEU:HD13	3:M:97:LEU:N	2.27	0.49
3:M:103:LEU:C	3:M:103:LEU:HD12	2.33	0.49
3:M:314:TYR:CZ	3:M:362:GLY:HA2	2.48	0.49
3:M:720:PHE:CD2	3:M:744:SER:HB3	2.48	0.49
1:B:118:GLU:HG2	1:B:137:TRP:CH2	2.47	0.49
3:M:332:MET:O	3:M:336:SER:OG	2.27	0.49
1:B:128:PHE:CZ	3:M:817:GLN:HG2	2.48	0.49
1:B:128:PHE:HZ	3:M:821:ARG:NH1	2.10	0.49
3:M:332:MET:O	3:M:336:SER:OG	2.27	0.49
3:M:332:MET:O	3:M:336:SER:OG	2.27	0.49
1:B:128:PHE:CZ	3:M:817:GLN:HG2	2.48	0.49
1:B:139:ALA:C	1:B:141:PRO:HD2	2.33	0.49
3:M:332:MET:O	3:M:336:SER:OG	2.27	0.49
3:M:779:ARG:O	3:M:783:LEU:CD1	2.60	0.49
2:C:67:GLU:HA	2:C:70:PRO:HG2	1.95	0.49
3:M:720:PHE:CD2	3:M:744:SER:HB3	2.48	0.49
3:M:278:GLN:HG3	3:M:318:GLY:H	1.75	0.49
3:M:720:PHE:CD2	3:M:744:SER:HB3	2.48	0.49
1:B:92:ASP:CG	3:M:819:ASN:HD21	2.15	0.49
3:M:725:ARG:HH21	3:M:736:GLN:NE2	2.03	0.49
3:M:278:GLN:HG3	3:M:318:GLY:H	1.75	0.49
3:M:278:GLN:HG3	3:M:318:GLY:H	1.75	0.49
3:M:720:PHE:CD2	3:M:744:SER:HB3	2.48	0.49
2:C:67:GLU:HA	2:C:70:PRO:HG2	1.94	0.49
2:C:147:MET:SD	3:M:793:ARG:CD	2.94	0.49
3:M:278:GLN:HG3	3:M:318:GLY:H	1.75	0.49
3:M:278:GLN:HG3	3:M:318:GLY:H	1.75	0.49
1:B:123:THR:HB	2:C:19:ARG:HG2	1.94	0.49
3:M:720:PHE:CD2	3:M:744:SER:HB3	2.48	0.49
3:M:798:LEU:HA	3:M:798:LEU:HD12	1.36	0.49

Continued on next page...

Continued from previous page...

Atom-1	Atom-2	Interatomic distance (Å)	Clash overlap (Å)
3:M:404:PRO:HD2	3:M:415:LYS:O	2.13	0.49
3:M:404:PRO:HD2	3:M:415:LYS:O	2.13	0.49
2:C:149:VAL:HG22	3:M:797:PHE:CE1	2.44	0.49
3:M:404:PRO:HD2	3:M:415:LYS:O	2.13	0.49
3:M:725:ARG:HH21	3:M:736:GLN:NE2	2.04	0.49
3:M:404:PRO:HD2	3:M:415:LYS:O	2.13	0.49
3:M:717:TYR:HB3	3:M:740:SER:O	2.13	0.49
2:C:67:GLU:HA	2:C:70:PRO:HG2	1.94	0.49
2:C:102:VAL:O	2:C:136:CYS:HA	2.13	0.49
3:M:404:PRO:HD2	3:M:415:LYS:O	2.13	0.49
3:M:404:PRO:HD2	3:M:415:LYS:O	2.13	0.49
3:M:312:TYR:N	3:M:312:TYR:CD1	2.80	0.49
3:M:312:TYR:N	3:M:312:TYR:CD1	2.80	0.49
3:M:709:LYS:C	3:M:710:GLY:O	2.52	0.49
3:M:173:GLN:OE1	3:M:668:HIS:HB3	2.13	0.49
3:M:404:PRO:HD2	3:M:415:LYS:O	2.13	0.49
3:M:312:TYR:N	3:M:312:TYR:CD1	2.80	0.49
3:M:28:GLN:NE2	3:M:723:ARG:NH2	2.60	0.49
3:M:312:TYR:N	3:M:312:TYR:CD1	2.80	0.49
1:B:128:PHE:CD1	3:M:817:GLN:CG	2.96	0.49
2:C:102:VAL:O	2:C:136:CYS:HA	2.13	0.49
2:C:143:VAL:HG12	3:M:732:ILE:O	1.75	0.49
3:M:173:GLN:OE1	3:M:668:HIS:HB3	2.13	0.49
3:M:404:PRO:HD2	3:M:415:LYS:O	2.13	0.49
3:M:510:TRP:CE2	3:M:711:PHE:CD2	3.01	0.49
3:M:727:LEU:HD23	3:M:782:LYS:O	2.13	0.49
3:M:839:LYS:HB3	3:M:840:PRO:HD3	1.94	0.49
3:M:95:THR:HA	3:M:767:PHE:CB	2.43	0.49
3:M:312:TYR:N	3:M:312:TYR:CD1	2.80	0.49
3:M:173:GLN:OE1	3:M:668:HIS:HB3	2.13	0.49
3:M:404:PRO:HD2	3:M:415:LYS:O	2.13	0.49
3:M:312:TYR:N	3:M:312:TYR:CD1	2.80	0.49
3:M:312:TYR:N	3:M:312:TYR:CD1	2.80	0.49
1:B:86:GLU:HA	1:B:89:LYS:HE3	1.94	0.49
1:B:123:THR:HB	2:C:19:ARG:HG2	1.94	0.49
2:C:92:ARG:NE	3:M:721:LYS:NZ	2.42	0.49
3:M:173:GLN:OE1	3:M:668:HIS:HB3	2.13	0.49
3:M:404:PRO:HD2	3:M:415:LYS:O	2.13	0.49
1:B:161:GLU:CD	3:M:827:LYS:HD2	2.34	0.49
2:C:102:VAL:O	2:C:136:CYS:HA	2.13	0.49
3:M:173:GLN:OE1	3:M:668:HIS:HB3	2.13	0.49

Continued on next page...

Continued from previous page...

Atom-1	Atom-2	Interatomic distance (Å)	Clash overlap (Å)
3:M:404:PRO:HD2	3:M:415:LYS:O	2.13	0.49
3:M:756:THR:O	3:M:758:TYR:N	2.45	0.49
3:M:783:LEU:O	3:M:787:ILE:N	2.28	0.49
3:M:839:LYS:HB3	3:M:840:PRO:HD3	1.94	0.49
1:B:70:GLU:OE2	3:M:829:TRP:NE1	2.36	0.49
3:M:312:TYR:N	3:M:312:TYR:CD1	2.80	0.49
3:M:839:LYS:HB3	3:M:840:PRO:HD3	1.94	0.49
3:M:277:PHE:HA	3:M:317:GLN:HE22	1.77	0.48
1:B:86:GLU:HA	1:B:89:LYS:HE3	1.94	0.48
3:M:277:PHE:HA	3:M:317:GLN:HE22	1.77	0.48
3:M:720:PHE:CD2	3:M:744:SER:HB3	2.48	0.48
1:B:128:PHE:HZ	3:M:821:ARG:CZ	2.13	0.48
3:M:404:PRO:HD2	3:M:415:LYS:O	2.13	0.48
1:B:139:ALA:C	1:B:141:PRO:HD2	2.32	0.48
3:M:277:PHE:HA	3:M:317:GLN:HE22	1.77	0.48
3:M:717:TYR:HB3	3:M:740:SER:O	2.13	0.48
3:M:805:ARG:O	3:M:806:MET:C	2.52	0.48
3:M:25:ILE:HG13	3:M:783:LEU:CG	2.40	0.48
3:M:277:PHE:HA	3:M:317:GLN:HE22	1.77	0.48
3:M:277:PHE:HA	3:M:317:GLN:HE22	1.77	0.48
1:B:161:GLU:CD	3:M:827:LYS:HD2	2.34	0.48
2:C:65:PHE:HD1	2:C:65:PHE:N	2.11	0.48
2:C:149:VAL:HG22	3:M:797:PHE:CE1	2.44	0.48
3:M:277:PHE:HA	3:M:317:GLN:HE22	1.77	0.48
3:M:720:PHE:CD2	3:M:744:SER:HB3	2.48	0.48
1:B:87:LYS:HD3	3:M:829:TRP:CE3	2.47	0.48
3:M:103:LEU:C	3:M:103:LEU:HD12	2.32	0.48
3:M:404:PRO:HD2	3:M:415:LYS:O	2.13	0.48
3:M:648:THR:HG23	3:M:651:ALA:N	2.24	0.48
3:M:103:LEU:C	3:M:103:LEU:HD12	2.32	0.48
3:M:404:PRO:HD2	3:M:415:LYS:O	2.13	0.48
3:M:648:THR:HG23	3:M:651:ALA:N	2.24	0.48
1:B:128:PHE:CZ	3:M:817:GLN:HG2	2.48	0.48
3:M:715:VAL:HG12	3:M:716:LEU:O	2.12	0.48
1:B:123:THR:HB	2:C:19:ARG:HG2	1.94	0.48
3:M:103:LEU:C	3:M:103:LEU:HD12	2.32	0.48
3:M:404:PRO:HD2	3:M:415:LYS:O	2.13	0.48
3:M:648:THR:HG23	3:M:651:ALA:N	2.24	0.48
3:M:839:LYS:HB3	3:M:840:PRO:HD3	1.94	0.48
3:M:103:LEU:C	3:M:103:LEU:HD12	2.32	0.48
3:M:404:PRO:HD2	3:M:415:LYS:O	2.13	0.48

Continued on next page...

Continued from previous page...

Atom-1	Atom-2	Interatomic distance (Å)	Clash overlap (Å)
3:M:648:THR:HG23	3:M:651:ALA:N	2.24	0.48
3:M:29:ASN:O	3:M:786:ILE:HD11	2.13	0.48
3:M:103:LEU:C	3:M:103:LEU:HD12	2.32	0.48
3:M:404:PRO:HD2	3:M:415:LYS:O	2.13	0.48
3:M:648:THR:HG23	3:M:651:ALA:N	2.24	0.48
3:M:720:PHE:CD2	3:M:744:SER:HB3	2.48	0.48
3:M:103:LEU:C	3:M:103:LEU:HD12	2.32	0.48
3:M:404:PRO:HD2	3:M:415:LYS:O	2.13	0.48
3:M:648:THR:HG23	3:M:651:ALA:N	2.24	0.48
3:M:103:LEU:C	3:M:103:LEU:HD12	2.32	0.48
3:M:404:PRO:HD2	3:M:415:LYS:O	2.13	0.48
3:M:648:THR:HG23	3:M:651:ALA:N	2.24	0.48
3:M:724:TYR:C	3:M:786:ILE:CD1	2.78	0.48
3:M:839:LYS:HB3	3:M:840:PRO:HD3	1.94	0.48
1:B:128:PHE:HZ	3:M:821:ARG:NH1	2.10	0.48
1:B:161:GLU:CD	3:M:827:LYS:HD2	2.34	0.48
3:M:103:LEU:C	3:M:103:LEU:HD12	2.32	0.48
3:M:404:PRO:HD2	3:M:415:LYS:O	2.13	0.48
3:M:648:THR:HG23	3:M:651:ALA:N	2.24	0.48
1:B:161:GLU:CD	3:M:827:LYS:HD2	2.34	0.48
2:C:102:VAL:O	2:C:136:CYS:HA	2.13	0.48
3:M:173:GLN:OE1	3:M:668:HIS:HB3	2.13	0.48
3:M:237:THR:HG22	3:M:238:VAL:N	2.28	0.48
3:M:265:ILE:HD12	3:M:445:ILE:HG22	1.96	0.48
3:M:405:ARG:HB2	3:M:414:THR:OG1	2.13	0.48
3:M:173:GLN:OE1	3:M:668:HIS:HB3	2.13	0.48
3:M:237:THR:HG22	3:M:238:VAL:N	2.28	0.48
3:M:265:ILE:HD12	3:M:445:ILE:HG22	1.96	0.48
3:M:405:ARG:HB2	3:M:414:THR:OG1	2.13	0.48
2:C:102:VAL:O	2:C:136:CYS:HA	2.13	0.48
3:M:547:ASP:O	3:M:550:PHE:HB3	2.12	0.48
3:M:173:GLN:OE1	3:M:668:HIS:HB3	2.13	0.48
3:M:237:THR:HG22	3:M:238:VAL:N	2.28	0.48
3:M:265:ILE:HD12	3:M:445:ILE:HG22	1.96	0.48
3:M:405:ARG:HB2	3:M:414:THR:OG1	2.13	0.48
3:M:28:GLN:CG	3:M:776:GLU:O	2.61	0.48
3:M:173:GLN:OE1	3:M:668:HIS:HB3	2.13	0.48
3:M:237:THR:HG22	3:M:238:VAL:N	2.28	0.48
3:M:265:ILE:HD12	3:M:445:ILE:HG22	1.96	0.48
3:M:405:ARG:HB2	3:M:414:THR:OG1	2.13	0.48
3:M:173:GLN:OE1	3:M:668:HIS:HB3	2.13	0.48

Continued on next page...

Continued from previous page...

Atom-1	Atom-2	Interatomic distance (Å)	Clash overlap (Å)
3:M:237:THR:HG22	3:M:238:VAL:N	2.28	0.48
3:M:265:ILE:HD12	3:M:445:ILE:HG22	1.96	0.48
3:M:405:ARG:HB2	3:M:414:THR:OG1	2.13	0.48
3:M:723:ARG:HH11	3:M:723:ARG:HG3	1.78	0.48
3:M:173:GLN:OE1	3:M:668:HIS:HB3	2.13	0.48
3:M:237:THR:HG22	3:M:238:VAL:N	2.28	0.48
3:M:265:ILE:HD12	3:M:445:ILE:HG22	1.96	0.48
3:M:405:ARG:HB2	3:M:414:THR:OG1	2.13	0.48
2:C:149:VAL:CG1	3:M:800:ARG:HB3	2.22	0.48
3:M:251:ARG:HB2	3:M:264:ASP:HB3	1.95	0.48
2:C:102:VAL:O	2:C:136:CYS:HA	2.14	0.48
3:M:251:ARG:HB2	3:M:264:ASP:HB3	1.95	0.48
2:C:102:VAL:O	2:C:136:CYS:HA	2.13	0.48
1:B:128:PHE:CD1	3:M:817:GLN:CG	2.96	0.48
3:M:251:ARG:HB2	3:M:264:ASP:HB3	1.95	0.48
3:M:251:ARG:HB2	3:M:264:ASP:HB3	1.95	0.48
2:C:67:GLU:HA	2:C:70:PRO:HG2	1.94	0.48
2:C:94:PHE:HB2	2:C:139:TYR:OH	2.12	0.48
3:M:251:ARG:HB2	3:M:264:ASP:HB3	1.95	0.48
3:M:713:SER:HB2	3:M:772:LEU:HD22	1.96	0.48
3:M:251:ARG:HB2	3:M:264:ASP:HB3	1.95	0.48
3:M:251:ARG:HB2	3:M:264:ASP:HB3	1.95	0.48
3:M:793:ARG:O	3:M:797:PHE:N	2.39	0.48
1:B:86:GLU:HA	1:B:89:LYS:HE3	1.94	0.48
1:B:118:GLU:HG2	1:B:137:TRP:CH2	2.47	0.48
3:M:715:VAL:HG12	3:M:716:LEU:O	2.13	0.48
3:M:251:ARG:HB2	3:M:264:ASP:HB3	1.95	0.48
3:M:290:GLN:HG2	3:M:331:LEU:CA	2.43	0.48
3:M:730:SER:CA	3:M:790:THR:CG2	2.79	0.48
3:M:777:GLU:O	3:M:780:ASP:C	2.48	0.48
3:M:290:GLN:HG2	3:M:331:LEU:CA	2.43	0.48
3:M:290:GLN:HG2	3:M:331:LEU:CA	2.43	0.48
3:M:715:VAL:O	3:M:764:LYS:HB2	2.12	0.48
2:C:39:GLN:O	2:C:79:LYS:HE2	2.12	0.48
3:M:290:GLN:HG2	3:M:331:LEU:CA	2.43	0.48
3:M:720:PHE:CD2	3:M:744:SER:HB3	2.48	0.48
3:M:290:GLN:HG2	3:M:331:LEU:CA	2.43	0.48
3:M:839:LYS:HB3	3:M:840:PRO:HD3	1.94	0.48
2:C:102:VAL:O	2:C:136:CYS:HA	2.13	0.48
3:M:290:GLN:HG2	3:M:331:LEU:CA	2.43	0.48
1:B:128:PHE:CZ	3:M:817:GLN:HG2	2.48	0.48

Continued on next page...

Continued from previous page...

Atom-1	Atom-2	Interatomic distance (Å)	Clash overlap (Å)
3:M:173:GLN:OE1	3:M:668:HIS:HB3	2.13	0.48
3:M:290:GLN:HG2	3:M:331:LEU:CA	2.43	0.48
2:C:67:GLU:HA	2:C:70:PRO:HG2	1.95	0.48
3:M:173:GLN:OE1	3:M:668:HIS:HB3	2.13	0.48
3:M:290:GLN:HG2	3:M:331:LEU:CA	2.43	0.48
3:M:717:TYR:HB3	3:M:740:SER:O	2.13	0.48
3:M:648:THR:HG23	3:M:651:ALA:CB	2.44	0.48
2:C:67:GLU:HA	2:C:70:PRO:HG2	1.95	0.48
3:M:173:GLN:OE1	3:M:668:HIS:HB3	2.13	0.48
3:M:290:GLN:HG2	3:M:331:LEU:CA	2.43	0.48
1:B:70:GLU:OE2	3:M:829:TRP:NE1	2.36	0.48
1:B:123:THR:HB	2:C:19:ARG:HG2	1.94	0.48
3:M:173:GLN:OE1	3:M:668:HIS:HB3	2.13	0.48
3:M:290:GLN:HG2	3:M:331:LEU:CA	2.43	0.48
3:M:715:VAL:HG12	3:M:716:LEU:O	2.12	0.48
1:B:118:GLU:HG2	1:B:137:TRP:CH2	2.47	0.48
1:B:161:GLU:CD	3:M:827:LYS:HD2	2.34	0.48
2:C:50:LEU:CD1	2:C:71:MET:SD	3.02	0.48
3:M:648:THR:HG23	3:M:651:ALA:CB	2.44	0.48
3:M:793:ARG:O	3:M:797:PHE:N	2.39	0.48
2:C:40:ASN:HD21	3:M:793:ARG:HH12	1.31	0.48
3:M:173:GLN:OE1	3:M:668:HIS:HB3	2.13	0.48
3:M:290:GLN:HG2	3:M:331:LEU:CA	2.43	0.48
3:M:839:LYS:HB3	3:M:840:PRO:HD3	1.94	0.48
3:M:648:THR:HG23	3:M:651:ALA:CB	2.44	0.48
3:M:762:HIS:CD2	3:M:762:HIS:N	2.79	0.48
3:M:173:GLN:OE1	3:M:668:HIS:HB3	2.13	0.48
3:M:290:GLN:HG2	3:M:331:LEU:CA	2.43	0.48
3:M:173:GLN:OE1	3:M:668:HIS:HB3	2.13	0.48
3:M:290:GLN:HG2	3:M:331:LEU:CA	2.43	0.48
2:C:65:PHE:N	2:C:65:PHE:HD1	2.11	0.48
2:C:86:ASP:CG	3:M:728:ASN:CG	2.68	0.48
2:C:94:PHE:HE2	3:M:783:LEU:HD23	1.78	0.48
3:M:648:THR:HG23	3:M:651:ALA:CB	2.44	0.48
3:M:648:THR:HG23	3:M:651:ALA:CB	2.44	0.48
3:M:720:PHE:CD2	3:M:744:SER:HB3	2.48	0.48
1:B:128:PHE:CD1	3:M:817:GLN:CG	2.96	0.48
3:M:173:GLN:OE1	3:M:668:HIS:HB3	2.13	0.48
3:M:290:GLN:HG2	3:M:331:LEU:CA	2.43	0.48
2:C:91:LEU:HD22	3:M:725:ARG:HG2	1.94	0.48
3:M:292:MET:HE1	3:M:309:PRO:HD3	1.94	0.48

Continued on next page...

Continued from previous page...

Atom-1	Atom-2	Interatomic distance (Å)	Clash overlap (Å)
2:C:86:ASP:CA	3:M:730:SER:H	2.03	0.48
2:C:94:PHE:HE2	3:M:783:LEU:HD23	1.78	0.48
3:M:292:MET:HE1	3:M:309:PRO:HD3	1.94	0.48
3:M:265:ILE:HD12	3:M:445:ILE:HG22	1.96	0.48
3:M:550:PHE:CE2	3:M:592:ILE:CG2	2.96	0.48
3:M:292:MET:HE1	3:M:309:PRO:HD3	1.94	0.48
1:B:126:ASP:HA	2:C:21:GLY:O	2.14	0.48
2:C:109:HIS:NE2	3:M:113:TRP:HE3	2.10	0.48
3:M:149:GLN:CB	3:M:720:PHE:H	2.00	0.48
3:M:292:MET:HE1	3:M:309:PRO:HD3	1.94	0.48
1:B:128:PHE:CZ	3:M:817:GLN:HG2	2.48	0.48
3:M:292:MET:HE1	3:M:309:PRO:HD3	1.94	0.48
3:M:805:ARG:C	3:M:809:ARG:CB	2.71	0.48
1:B:87:LYS:HE3	3:M:829:TRP:CZ2	2.39	0.48
3:M:292:MET:HE1	3:M:309:PRO:HD3	1.94	0.48
3:M:726:VAL:HG21	3:M:786:ILE:HD12	1.95	0.48
3:M:136:ASN:HA	3:M:137:PRO:HD3	1.49	0.48
3:M:220:ASP:O	3:M:224:SER:N	2.30	0.48
2:C:94:PHE:HB2	2:C:139:TYR:OH	2.13	0.48
3:M:136:ASN:HA	3:M:137:PRO:HD3	1.49	0.48
3:M:220:ASP:O	3:M:224:SER:N	2.30	0.48
1:B:161:GLU:CD	3:M:827:LYS:HD2	2.34	0.48
2:C:50:LEU:CD1	2:C:71:MET:SD	3.02	0.48
1:B:84:PHE:CD2	3:M:829:TRP:HH2	2.29	0.48
1:B:86:GLU:HA	1:B:89:LYS:HE3	1.94	0.48
3:M:136:ASN:HA	3:M:137:PRO:HD3	1.49	0.48
3:M:220:ASP:O	3:M:224:SER:N	2.30	0.48
3:M:136:ASN:HA	3:M:137:PRO:HD3	1.49	0.48
3:M:220:ASP:O	3:M:224:SER:N	2.30	0.48
3:M:839:LYS:HB3	3:M:840:PRO:HD3	1.94	0.48
1:B:86:GLU:HA	1:B:89:LYS:HE3	1.94	0.48
1:B:141:PRO:HB3	1:B:143:ASP:H	1.79	0.48
2:C:89:GLU:CD	3:M:743:ALA:O	2.52	0.48
2:C:149:VAL:CG1	3:M:800:ARG:HB3	2.22	0.48
3:M:136:ASN:HA	3:M:137:PRO:HD3	1.49	0.48
3:M:220:ASP:O	3:M:224:SER:N	2.30	0.48
3:M:717:TYR:HB3	3:M:740:SER:O	2.14	0.48
2:C:50:LEU:CD1	2:C:71:MET:SD	3.02	0.48
3:M:136:ASN:HA	3:M:137:PRO:HD3	1.49	0.48
3:M:220:ASP:O	3:M:224:SER:N	2.30	0.48
1:B:128:PHE:CD1	3:M:817:GLN:CG	2.96	0.48

Continued on next page...

Continued from previous page...

Atom-1	Atom-2	Interatomic distance (Å)	Clash overlap (Å)
3:M:136:ASN:HA	3:M:137:PRO:HD3	1.49	0.48
3:M:220:ASP:O	3:M:224:SER:N	2.30	0.48
1:B:161:GLU:CD	3:M:827:LYS:HD2	2.34	0.48
1:B:144:VAL:CA	1:B:148:VAL:HA	2.36	0.48
3:M:717:TYR:HB3	3:M:740:SER:O	2.13	0.48
2:C:102:VAL:O	2:C:136:CYS:HA	2.13	0.48
2:C:109:HIS:CG	3:M:25:ILE:HG21	2.49	0.48
3:M:136:ASN:HA	3:M:137:PRO:HD3	1.49	0.48
3:M:220:ASP:O	3:M:224:SER:N	2.30	0.48
1:B:84:PHE:CD2	3:M:829:TRP:HH2	2.28	0.48
1:B:87:LYS:HD3	3:M:829:TRP:CE3	2.47	0.48
3:M:648:THR:HG23	3:M:651:ALA:CB	2.43	0.48
3:M:648:THR:HG23	3:M:651:ALA:CB	2.43	0.48
3:M:717:TYR:HB3	3:M:740:SER:O	2.13	0.48
3:M:838:ILE:C	3:M:840:PRO:HD2	2.34	0.48
2:C:65:PHE:N	2:C:65:PHE:HD1	2.11	0.48
3:M:648:THR:HG23	3:M:651:ALA:CB	2.43	0.48
3:M:839:LYS:HB3	3:M:840:PRO:HD3	1.94	0.48
2:C:107:LEU:N	3:M:15:PRO:HB3	2.09	0.48
3:M:648:THR:HG23	3:M:651:ALA:CB	2.43	0.48
2:C:50:LEU:CD1	2:C:71:MET:SD	3.02	0.48
2:C:65:PHE:N	2:C:65:PHE:HD1	2.11	0.48
3:M:648:THR:HG23	3:M:651:ALA:CB	2.43	0.48
3:M:715:VAL:HG12	3:M:716:LEU:O	2.12	0.48
1:B:87:LYS:HD3	3:M:829:TRP:CE3	2.47	0.48
3:M:648:THR:HG23	3:M:651:ALA:CB	2.43	0.48
3:M:717:TYR:HB3	3:M:740:SER:O	2.13	0.48
2:C:102:VAL:O	2:C:136:CYS:HA	2.14	0.48
3:M:134:VAL:C	3:M:136:ASN:H	2.15	0.48
3:M:436:LYS:HZ3	3:M:647:GLN:CD	2.14	0.48
3:M:648:THR:HG23	3:M:651:ALA:CB	2.43	0.48
3:M:723:ARG:HH11	3:M:723:ARG:HG3	1.79	0.48
1:B:128:PHE:CD1	3:M:817:GLN:CG	2.96	0.48
3:M:134:VAL:C	3:M:136:ASN:H	2.15	0.48
3:M:436:LYS:HZ3	3:M:647:GLN:CD	2.14	0.48
3:M:648:THR:HG23	3:M:651:ALA:CB	2.43	0.48
3:M:720:PHE:CD2	3:M:744:SER:HB3	2.48	0.48
1:B:141:PRO:HB3	1:B:143:ASP:H	1.79	0.48
3:M:128:PRO:O	3:M:683:PRO:HB3	2.12	0.48
3:M:168:THR:HG22	3:M:169:ASP:OD1	2.12	0.48
3:M:290:GLN:HG2	3:M:331:LEU:CA	2.43	0.48

Continued on next page...

Continued from previous page...

Atom-1	Atom-2	Interatomic distance (Å)	Clash overlap (Å)
3:M:134:VAL:C	3:M:136:ASN:H	2.15	0.48
3:M:436:LYS:HZ3	3:M:647:GLN:CD	2.14	0.48
3:M:648:THR:HG23	3:M:651:ALA:CB	2.43	0.48
3:M:723:ARG:HH11	3:M:723:ARG:HG3	1.79	0.48
1:B:161:GLU:CD	3:M:827:LYS:HD2	2.34	0.48
2:C:50:LEU:CD1	2:C:71:MET:SD	3.02	0.48
2:C:65:PHE:N	2:C:65:PHE:HD1	2.11	0.48
3:M:28:GLN:HE22	3:M:723:ARG:NE	2.11	0.48
3:M:134:VAL:C	3:M:136:ASN:H	2.15	0.48
3:M:436:LYS:HZ3	3:M:647:GLN:CD	2.14	0.48
3:M:648:THR:HG23	3:M:651:ALA:CB	2.43	0.48
3:M:762:HIS:CD2	3:M:762:HIS:N	2.79	0.48
3:M:128:PRO:O	3:M:683:PRO:HB3	2.12	0.48
3:M:168:THR:HG22	3:M:169:ASP:OD1	2.12	0.48
3:M:290:GLN:HG2	3:M:331:LEU:CA	2.43	0.48
3:M:713:SER:HB2	3:M:772:LEU:HD22	1.95	0.48
3:M:134:VAL:C	3:M:136:ASN:H	2.15	0.48
3:M:436:LYS:HZ3	3:M:647:GLN:CD	2.14	0.48
3:M:648:THR:HG23	3:M:651:ALA:CB	2.43	0.48
2:C:65:PHE:N	2:C:65:PHE:HD1	2.11	0.48
2:C:102:VAL:O	2:C:136:CYS:HA	2.13	0.48
3:M:128:PRO:O	3:M:683:PRO:HB3	2.12	0.48
3:M:168:THR:HG22	3:M:169:ASP:OD1	2.12	0.48
3:M:290:GLN:HG2	3:M:331:LEU:CA	2.43	0.48
3:M:725:ARG:HH22	3:M:736:GLN:HE21	1.26	0.48
3:M:134:VAL:C	3:M:136:ASN:H	2.15	0.48
3:M:436:LYS:HZ3	3:M:647:GLN:CD	2.14	0.48
3:M:648:THR:HG23	3:M:651:ALA:CB	2.43	0.48
3:M:134:VAL:C	3:M:136:ASN:H	2.15	0.48
3:M:436:LYS:HZ3	3:M:647:GLN:CD	2.14	0.48
3:M:648:THR:HG23	3:M:651:ALA:CB	2.43	0.48
3:M:723:ARG:HH11	3:M:723:ARG:HG3	1.79	0.48
3:M:793:ARG:O	3:M:797:PHE:N	2.39	0.48
3:M:128:PRO:O	3:M:683:PRO:HB3	2.12	0.48
3:M:168:THR:HG22	3:M:169:ASP:OD1	2.12	0.48
3:M:290:GLN:HG2	3:M:331:LEU:CA	2.43	0.48
1:B:128:PHE:CZ	3:M:817:GLN:HG2	2.48	0.48
3:M:128:PRO:O	3:M:683:PRO:HB3	2.12	0.48
3:M:168:THR:HG22	3:M:169:ASP:OD1	2.12	0.48
3:M:290:GLN:HG2	3:M:331:LEU:CA	2.43	0.48
3:M:793:ARG:O	3:M:797:PHE:N	2.39	0.48

Continued on next page...

Continued from previous page...

Atom-1	Atom-2	Interatomic distance (Å)	Clash overlap (Å)
3:M:134:VAL:C	3:M:136:ASN:H	2.15	0.48
3:M:436:LYS:HZ3	3:M:647:GLN:CD	2.14	0.48
3:M:648:THR:HG23	3:M:651:ALA:CB	2.43	0.48
3:M:723:ARG:HH11	3:M:723:ARG:HG3	1.79	0.48
3:M:726:VAL:HG21	3:M:786:ILE:HD12	1.95	0.48
3:M:41:VAL:CG1	3:M:42:HIS:N	2.75	0.48
3:M:97:LEU:HD13	3:M:97:LEU:N	2.27	0.48
3:M:550:PHE:CE2	3:M:592:ILE:CG2	2.97	0.48
3:M:41:VAL:CG1	3:M:42:HIS:N	2.75	0.48
3:M:97:LEU:HD13	3:M:97:LEU:N	2.27	0.48
3:M:550:PHE:CE2	3:M:592:ILE:CG2	2.97	0.48
3:M:839:LYS:HB3	3:M:840:PRO:HD3	1.94	0.48
3:M:20:SER:HB3	3:M:23:GLU:OE1	2.13	0.48
3:M:237:THR:HG22	3:M:238:VAL:N	2.28	0.48
3:M:312:TYR:N	3:M:312:TYR:CD1	2.81	0.48
3:M:406:VAL:CG1	3:M:407:LYS:N	2.77	0.48
3:M:717:TYR:HB3	3:M:740:SER:O	2.13	0.48
3:M:41:VAL:CG1	3:M:42:HIS:N	2.75	0.48
3:M:97:LEU:HD13	3:M:97:LEU:N	2.27	0.48
3:M:550:PHE:CE2	3:M:592:ILE:CG2	2.97	0.48
1:B:84:PHE:CD2	3:M:829:TRP:HH2	2.28	0.48
3:M:41:VAL:CG1	3:M:42:HIS:N	2.75	0.48
3:M:97:LEU:HD13	3:M:97:LEU:N	2.27	0.48
3:M:550:PHE:CE2	3:M:592:ILE:CG2	2.97	0.48
3:M:41:VAL:CG1	3:M:42:HIS:N	2.75	0.48
3:M:97:LEU:HD13	3:M:97:LEU:N	2.27	0.48
3:M:550:PHE:CE2	3:M:592:ILE:CG2	2.97	0.48
2:C:65:PHE:N	2:C:65:PHE:CD1	2.79	0.48
2:C:67:GLU:HA	2:C:70:PRO:HG2	1.94	0.48
3:M:41:VAL:CG1	3:M:42:HIS:N	2.75	0.48
3:M:97:LEU:HD13	3:M:97:LEU:N	2.27	0.48
3:M:550:PHE:CE2	3:M:592:ILE:CG2	2.97	0.48
3:M:839:LYS:N	3:M:840:PRO:CD	2.75	0.48
1:B:84:PHE:CD2	3:M:829:TRP:HH2	2.28	0.48
3:M:168:THR:HG22	3:M:169:ASP:OD1	2.12	0.48
3:M:524:GLU:HB3	3:M:528:LYS:HG3	1.96	0.48
2:C:102:VAL:HB	2:C:137:ILE:CG1	2.44	0.48
3:M:168:THR:HG22	3:M:169:ASP:OD1	2.12	0.48
3:M:524:GLU:HB3	3:M:528:LYS:HG3	1.96	0.48
3:M:838:ILE:C	3:M:840:PRO:HD2	2.34	0.48
2:C:102:VAL:HB	2:C:137:ILE:CG1	2.44	0.48

Continued on next page...

Continued from previous page...

Atom-1	Atom-2	Interatomic distance (Å)	Clash overlap (Å)
3:M:168:THR:HG22	3:M:169:ASP:OD1	2.12	0.48
3:M:524:GLU:HB3	3:M:528:LYS:HG3	1.96	0.48
1:B:141:PRO:HB3	1:B:143:ASP:H	1.79	0.48
2:C:94:PHE:HE2	3:M:783:LEU:HD23	1.78	0.48
2:C:94:PHE:HB2	2:C:139:TYR:OH	2.13	0.48
3:M:168:THR:HG22	3:M:169:ASP:OD1	2.12	0.48
3:M:524:GLU:HB3	3:M:528:LYS:HG3	1.96	0.48
3:M:762:HIS:CD2	3:M:762:HIS:N	2.79	0.48
3:M:779:ARG:O	3:M:783:LEU:CB	2.60	0.48
1:B:141:PRO:HB3	1:B:143:ASP:H	1.79	0.48
1:B:161:GLU:CD	3:M:827:LYS:HD2	2.34	0.48
3:M:168:THR:HG22	3:M:169:ASP:OD1	2.12	0.48
3:M:524:GLU:HB3	3:M:528:LYS:HG3	1.96	0.48
3:M:168:THR:HG22	3:M:169:ASP:OD1	2.12	0.48
3:M:524:GLU:HB3	3:M:528:LYS:HG3	1.96	0.48
3:M:717:TYR:HB3	3:M:740:SER:O	2.14	0.48
2:C:106:GLU:CG	3:M:25:ILE:HD13	2.43	0.48
3:M:168:THR:HG22	3:M:169:ASP:OD1	2.12	0.48
3:M:524:GLU:HB3	3:M:528:LYS:HG3	1.96	0.48
3:M:717:TYR:HB3	3:M:740:SER:O	2.13	0.48
3:M:779:ARG:O	3:M:783:LEU:CB	2.60	0.48
3:M:707:CYS:O	3:M:710:GLY:N	2.46	0.48
2:C:67:GLU:HA	2:C:70:PRO:HG2	1.94	0.48
2:C:89:GLU:CG	3:M:725:ARG:HH22	2.03	0.48
3:M:168:THR:HG22	3:M:169:ASP:OD1	2.12	0.48
3:M:524:GLU:HB3	3:M:528:LYS:HG3	1.96	0.48
2:C:93:VAL:O	3:M:720:PHE:O	2.31	0.48
3:M:154:HIS:CE1	3:M:156:PHE:CE2	3.02	0.48
3:M:777:GLU:CG	3:M:781:ASP:HB2	2.43	0.48
3:M:154:HIS:CE1	3:M:156:PHE:CE2	3.02	0.48
1:B:141:PRO:HB3	1:B:143:ASP:H	1.79	0.48
3:M:10:PHE:CD2	3:M:17:LEU:HD23	2.49	0.48
3:M:689:GLU:O	3:M:689:GLU:HG2	2.14	0.48
1:B:161:GLU:CD	3:M:827:LYS:HD2	2.34	0.48
3:M:154:HIS:CE1	3:M:156:PHE:CE2	3.02	0.48
3:M:779:ARG:NH1	3:M:783:LEU:CD2	2.75	0.48
2:C:50:LEU:CD1	2:C:71:MET:SD	3.02	0.48
2:C:149:VAL:HG22	3:M:797:PHE:CE1	2.44	0.48
3:M:13:ALA:C	3:M:15:PRO:HD2	2.31	0.48
3:M:25:ILE:HD12	3:M:786:ILE:CG1	2.35	0.48
3:M:154:HIS:CE1	3:M:156:PHE:CE2	3.02	0.48

Continued on next page...

Continued from previous page...

Atom-1	Atom-2	Interatomic distance (Å)	Clash overlap (Å)
3:M:154:HIS:CE1	3:M:156:PHE:CE2	3.02	0.48
3:M:713:SER:HB2	3:M:772:LEU:HD22	1.96	0.48
2:C:50:LEU:CD1	2:C:71:MET:SD	3.02	0.48
3:M:154:HIS:CE1	3:M:156:PHE:CE2	3.02	0.48
3:M:550:PHE:CE2	3:M:592:ILE:CG2	2.96	0.48
3:M:717:TYR:HB3	3:M:740:SER:O	2.13	0.48
1:B:128:PHE:CZ	3:M:817:GLN:HG2	2.48	0.48
3:M:550:PHE:CE2	3:M:592:ILE:CG2	2.96	0.48
3:M:20:SER:HB3	3:M:23:GLU:OE1	2.13	0.48
2:C:94:PHE:HE2	3:M:783:LEU:HD23	1.78	0.48
3:M:550:PHE:CE2	3:M:592:ILE:CG2	2.96	0.48
3:M:717:TYR:HB3	3:M:740:SER:O	2.13	0.48
3:M:838:ILE:C	3:M:840:PRO:HD2	2.34	0.48
3:M:25:ILE:N	3:M:783:LEU:HD22	2.15	0.48
3:M:550:PHE:CE2	3:M:592:ILE:CG2	2.96	0.48
3:M:735:GLY:HA2	3:M:738:MET:HE2	1.93	0.48
3:M:20:SER:HB3	3:M:23:GLU:OE1	2.13	0.48
3:M:720:PHE:CD2	3:M:744:SER:HB3	2.48	0.48
2:C:65:PHE:N	2:C:65:PHE:HD1	2.11	0.48
2:C:102:VAL:O	2:C:136:CYS:HA	2.13	0.48
3:M:550:PHE:CE2	3:M:592:ILE:CG2	2.96	0.48
2:C:67:GLU:HA	2:C:70:PRO:HG2	1.94	0.48
2:C:130:GLN:HB3	2:C:142:PHE:HE2	1.79	0.48
3:M:20:SER:HB3	3:M:23:GLU:OE1	2.13	0.48
3:M:838:ILE:C	3:M:840:PRO:HD2	2.34	0.48
1:B:128:PHE:CZ	3:M:817:GLN:HG2	2.48	0.48
3:M:550:PHE:CE2	3:M:592:ILE:CG2	2.96	0.48
1:B:15:VAL:HG21	1:B:86:GLU:HA	1.96	0.48
1:B:84:PHE:CD2	3:M:829:TRP:HH2	2.28	0.48
1:B:128:PHE:HZ	3:M:821:ARG:NH1	2.10	0.48
2:C:102:VAL:HB	2:C:137:ILE:CG1	2.44	0.48
3:M:550:PHE:CE2	3:M:592:ILE:CG2	2.96	0.48
3:M:717:TYR:HB3	3:M:740:SER:O	2.13	0.48
2:C:88:VAL:O	3:M:725:ARG:HG3	2.14	0.48
3:M:20:SER:HB3	3:M:23:GLU:OE1	2.13	0.48
2:C:65:PHE:N	2:C:65:PHE:HD1	2.11	0.48
3:M:20:SER:HB3	3:M:23:GLU:OE1	2.13	0.48
2:C:149:VAL:CG1	3:M:800:ARG:HB3	2.22	0.48
3:M:550:PHE:CE2	3:M:592:ILE:CG2	2.96	0.48
3:M:717:TYR:HB3	3:M:740:SER:O	2.13	0.48
3:M:106:LEU:HD12	3:M:117:THR:HG21	1.96	0.48

Continued on next page...

Continued from previous page...

Atom-1	Atom-2	Interatomic distance (Å)	Clash overlap (Å)
3:M:602:PRO:O	3:M:603:LEU:HD12	2.14	0.48
3:M:777:GLU:CG	3:M:782:LYS:HG3	2.41	0.48
1:B:123:THR:HB	2:C:19:ARG:HG2	1.94	0.48
2:C:130:GLN:HB3	2:C:142:PHE:HE2	1.79	0.48
3:M:106:LEU:HD12	3:M:117:THR:HG21	1.96	0.48
3:M:602:PRO:O	3:M:603:LEU:HD12	2.14	0.48
2:C:50:LEU:CD1	2:C:71:MET:SD	3.02	0.48
3:M:168:THR:HG22	3:M:169:ASP:OD1	2.12	0.48
3:M:221:GLN:H	3:M:221:GLN:HG2	1.49	0.48
3:M:648:THR:HG23	3:M:651:ALA:CB	2.43	0.48
3:M:106:LEU:HD12	3:M:117:THR:HG21	1.96	0.48
3:M:602:PRO:O	3:M:603:LEU:HD12	2.14	0.48
3:M:723:ARG:HH11	3:M:723:ARG:HG3	1.78	0.48
3:M:779:ARG:CG	3:M:783:LEU:CD1	2.90	0.48
2:C:94:PHE:HB2	2:C:139:TYR:OH	2.13	0.48
3:M:106:LEU:HD12	3:M:117:THR:HG21	1.96	0.48
3:M:602:PRO:O	3:M:603:LEU:HD12	2.14	0.48
3:M:106:LEU:HD12	3:M:117:THR:HG21	1.96	0.48
3:M:602:PRO:O	3:M:603:LEU:HD12	2.14	0.48
3:M:838:ILE:C	3:M:840:PRO:HD2	2.34	0.48
1:B:15:VAL:HG21	1:B:86:GLU:HA	1.96	0.48
1:B:128:PHE:CD1	3:M:817:GLN:CG	2.96	0.48
3:M:106:LEU:HD12	3:M:117:THR:HG21	1.96	0.48
3:M:602:PRO:O	3:M:603:LEU:HD12	2.14	0.48
2:C:94:PHE:HB2	2:C:139:TYR:OH	2.13	0.48
3:M:432:ALA:H	3:M:601:ASP:CB	2.21	0.48
3:M:432:ALA:H	3:M:601:ASP:CB	2.21	0.48
1:B:15:VAL:HG21	1:B:86:GLU:HA	1.96	0.48
1:B:86:GLU:HA	1:B:89:LYS:HE3	1.94	0.48
3:M:97:LEU:HD13	3:M:97:LEU:N	2.28	0.48
3:M:314:TYR:CZ	3:M:362:GLY:HA2	2.48	0.48
3:M:602:PRO:O	3:M:603:LEU:HD12	2.14	0.48
3:M:664:LEU:HD12	3:M:664:LEU:HA	1.52	0.48
2:C:50:LEU:CD1	2:C:71:MET:SD	3.02	0.48
3:M:432:ALA:H	3:M:601:ASP:CB	2.21	0.48
3:M:432:ALA:H	3:M:601:ASP:CB	2.21	0.48
1:B:84:PHE:CD2	3:M:829:TRP:HH2	2.28	0.48
2:C:86:ASP:OD2	3:M:750:SER:N	2.46	0.48
2:C:94:PHE:HE1	3:M:726:VAL:N	2.12	0.48
2:C:147:MET:HB2	3:M:733:PRO:HB3	1.96	0.48
3:M:97:LEU:HD13	3:M:97:LEU:N	2.28	0.48

Continued on next page...

Continued from previous page...

Atom-1	Atom-2	Interatomic distance (Å)	Clash overlap (Å)
3:M:314:TYR:CZ	3:M:362:GLY:HA2	2.48	0.48
3:M:602:PRO:O	3:M:603:LEU:HD12	2.14	0.48
3:M:664:LEU:HD12	3:M:664:LEU:HA	1.52	0.48
3:M:726:VAL:CG1	3:M:783:LEU:O	2.62	0.48
1:B:128:PHE:CZ	3:M:817:GLN:HG2	2.48	0.48
1:B:128:PHE:HZ	3:M:821:ARG:NH1	2.10	0.48
3:M:31:PRO:HG2	3:M:785:GLU:HB3	1.43	0.48
3:M:432:ALA:H	3:M:601:ASP:CB	2.21	0.48
1:B:100:ALA:CB	3:M:816:ILE:HG12	2.44	0.48
3:M:97:LEU:HD13	3:M:97:LEU:N	2.28	0.48
3:M:314:TYR:CZ	3:M:362:GLY:HA2	2.48	0.48
3:M:602:PRO:O	3:M:603:LEU:HD12	2.14	0.48
3:M:664:LEU:HD12	3:M:664:LEU:HA	1.52	0.48
1:B:161:GLU:CD	3:M:827:LYS:HD2	2.34	0.48
3:M:432:ALA:H	3:M:601:ASP:CB	2.21	0.48
3:M:508:ILE:HD11	3:M:714:ARG:CG	2.40	0.48
3:M:510:TRP:CE2	3:M:711:PHE:CD2	3.02	0.48
3:M:838:ILE:C	3:M:840:PRO:HD2	2.34	0.48
1:B:100:ALA:CB	3:M:816:ILE:HG12	2.44	0.48
3:M:432:ALA:H	3:M:601:ASP:CB	2.21	0.48
1:B:87:LYS:HD3	3:M:829:TRP:CE3	2.47	0.48
3:M:97:LEU:HD13	3:M:97:LEU:N	2.28	0.48
3:M:314:TYR:CZ	3:M:362:GLY:HA2	2.48	0.48
3:M:602:PRO:O	3:M:603:LEU:HD12	2.14	0.48
3:M:664:LEU:HD12	3:M:664:LEU:HA	1.52	0.48
3:M:97:LEU:HD13	3:M:97:LEU:N	2.28	0.48
3:M:314:TYR:CZ	3:M:362:GLY:HA2	2.48	0.48
3:M:602:PRO:O	3:M:603:LEU:HD12	2.14	0.48
3:M:664:LEU:HD12	3:M:664:LEU:HA	1.52	0.48
3:M:432:ALA:H	3:M:601:ASP:CB	2.21	0.48
3:M:564:ASN:HD22	3:M:582:VAL:HB	1.79	0.48
1:B:94:GLU:HB3	1:B:158:THR:HG21	1.96	0.48
2:C:94:PHE:CE1	3:M:726:VAL:HG22	2.49	0.48
3:M:564:ASN:HD22	3:M:582:VAL:HB	1.79	0.48
1:B:161:GLU:CD	3:M:827:LYS:HD2	2.34	0.48
3:M:723:ARG:HH11	3:M:723:ARG:HG3	1.79	0.48
1:B:100:ALA:CB	3:M:816:ILE:HG12	2.44	0.48
1:B:128:PHE:CZ	3:M:817:GLN:HG2	2.48	0.48
2:C:102:VAL:O	2:C:136:CYS:HA	2.13	0.48
3:M:564:ASN:HD22	3:M:582:VAL:HB	1.79	0.48
3:M:713:SER:HB2	3:M:772:LEU:HD22	1.96	0.48

Continued on next page...

Continued from previous page...

Atom-1	Atom-2	Interatomic distance (Å)	Clash overlap (Å)
3:M:720:PHE:CD2	3:M:744:SER:HB3	2.48	0.48
2:C:102:VAL:HB	2:C:137:ILE:CG1	2.44	0.48
2:C:102:VAL:CG1	3:M:14:ALA:HB1	2.37	0.48
3:M:564:ASN:HD22	3:M:582:VAL:HB	1.79	0.48
3:M:765:VAL:CG1	3:M:766:PHE:N	2.77	0.48
3:M:838:ILE:C	3:M:840:PRO:HD2	2.34	0.48
1:B:161:GLU:CD	3:M:827:LYS:HD2	2.34	0.48
2:C:102:VAL:HB	2:C:137:ILE:CG1	2.44	0.48
3:M:564:ASN:HD22	3:M:582:VAL:HB	1.79	0.48
2:C:93:VAL:HB	3:M:726:VAL:CG2	2.43	0.48
3:M:564:ASN:HD22	3:M:582:VAL:HB	1.79	0.48
2:C:50:LEU:CD1	2:C:71:MET:SD	3.02	0.48
3:M:248:LYS:HE3	3:M:250:ILE:HD11	1.95	0.48
3:M:265:ILE:HD12	3:M:445:ILE:HG22	1.96	0.48
3:M:838:ILE:C	3:M:840:PRO:HD2	2.34	0.48
1:B:15:VAL:HG21	1:B:86:GLU:HA	1.96	0.48
1:B:94:GLU:HB3	1:B:158:THR:HG21	1.96	0.48
1:B:100:ALA:CB	3:M:816:ILE:HG12	2.44	0.48
3:M:248:LYS:HE3	3:M:250:ILE:HD11	1.95	0.48
3:M:265:ILE:HD12	3:M:445:ILE:HG22	1.96	0.48
2:C:65:PHE:N	2:C:65:PHE:HD1	2.11	0.48
3:M:192:VAL:O	3:M:195:TYR:HB3	2.13	0.48
3:M:428:ALA:C	3:M:601:ASP:CB	2.82	0.48
3:M:524:GLU:HB3	3:M:528:LYS:HG3	1.96	0.48
3:M:689:GLU:O	3:M:689:GLU:HG2	2.13	0.48
3:M:717:TYR:HB3	3:M:740:SER:O	2.13	0.48
3:M:720:PHE:CD2	3:M:744:SER:HB3	2.48	0.48
2:C:102:VAL:O	2:C:136:CYS:HA	2.13	0.48
3:M:248:LYS:HE3	3:M:250:ILE:HD11	1.95	0.48
3:M:265:ILE:HD12	3:M:445:ILE:HG22	1.96	0.48
1:B:128:PHE:HZ	3:M:821:ARG:CZ	2.14	0.48
3:M:248:LYS:HE3	3:M:250:ILE:HD11	1.95	0.48
3:M:265:ILE:HD12	3:M:445:ILE:HG22	1.96	0.48
2:C:88:VAL:O	3:M:725:ARG:HG3	2.14	0.48
3:M:192:VAL:O	3:M:195:TYR:HB3	2.13	0.48
3:M:428:ALA:C	3:M:601:ASP:CB	2.82	0.48
3:M:524:GLU:HB3	3:M:528:LYS:HG3	1.96	0.48
3:M:689:GLU:O	3:M:689:GLU:HG2	2.13	0.48
3:M:838:ILE:C	3:M:840:PRO:HD2	2.34	0.48
3:M:29:ASN:CA	3:M:726:VAL:N	2.52	0.48
3:M:248:LYS:HE3	3:M:250:ILE:HD11	1.95	0.48

Continued on next page...

Continued from previous page...

Atom-1	Atom-2	Interatomic distance (Å)	Clash overlap (Å)
3:M:265:ILE:HD12	3:M:445:ILE:HG22	1.96	0.48
3:M:765:VAL:CG1	3:M:766:PHE:N	2.77	0.48
3:M:838:ILE:C	3:M:840:PRO:HD2	2.34	0.48
3:M:192:VAL:O	3:M:195:TYR:HB3	2.13	0.48
3:M:428:ALA:C	3:M:601:ASP:CB	2.82	0.48
3:M:524:GLU:HB3	3:M:528:LYS:HG3	1.96	0.48
3:M:689:GLU:O	3:M:689:GLU:HG2	2.13	0.48
2:C:102:VAL:O	2:C:136:CYS:HA	2.13	0.48
3:M:248:LYS:HE3	3:M:250:ILE:HD11	1.95	0.48
3:M:265:ILE:HD12	3:M:445:ILE:HG22	1.96	0.48
2:C:50:LEU:CD1	2:C:71:MET:SD	3.02	0.48
2:C:65:PHE:N	2:C:65:PHE:HD1	2.11	0.48
3:M:248:LYS:HE3	3:M:250:ILE:HD11	1.95	0.48
3:M:265:ILE:HD12	3:M:445:ILE:HG22	1.96	0.48
1:B:128:PHE:CZ	3:M:817:GLN:HG2	2.48	0.48
2:C:84:PHE:CA	3:M:730:SER:O	2.50	0.48
3:M:192:VAL:O	3:M:195:TYR:HB3	2.13	0.48
3:M:428:ALA:C	3:M:601:ASP:CB	2.82	0.48
3:M:524:GLU:HB3	3:M:528:LYS:HG3	1.96	0.48
3:M:689:GLU:O	3:M:689:GLU:HG2	2.13	0.48
3:M:708:ARG:HA	3:M:712:PRO:HG3	1.96	0.48
1:B:141:PRO:HB3	1:B:143:ASP:H	1.79	0.48
2:C:50:LEU:CD1	2:C:71:MET:SD	3.02	0.48
3:M:192:VAL:O	3:M:195:TYR:HB3	2.13	0.48
3:M:428:ALA:C	3:M:601:ASP:CB	2.82	0.48
3:M:524:GLU:HB3	3:M:528:LYS:HG3	1.96	0.48
3:M:689:GLU:O	3:M:689:GLU:HG2	2.13	0.48
3:M:838:ILE:C	3:M:840:PRO:HD2	2.34	0.48
1:B:128:PHE:CZ	3:M:817:GLN:HG2	2.48	0.48
1:B:141:PRO:HB3	1:B:143:ASP:H	1.79	0.48
3:M:248:LYS:HE3	3:M:250:ILE:HD11	1.95	0.48
3:M:265:ILE:HD12	3:M:445:ILE:HG22	1.96	0.48
1:B:141:PRO:HB3	1:B:143:ASP:H	1.79	0.48
2:C:143:VAL:HG11	3:M:731:ALA:CB	2.42	0.48
3:M:10:PHE:CD2	3:M:17:LEU:HD23	2.49	0.48
3:M:312:TYR:N	3:M:312:TYR:CD1	2.80	0.48
3:M:689:GLU:O	3:M:689:GLU:HG2	2.14	0.48
3:M:717:TYR:HB3	3:M:740:SER:O	2.13	0.48
1:B:15:VAL:HG21	1:B:86:GLU:HA	1.96	0.48
1:B:128:PHE:HZ	3:M:821:ARG:NH1	2.10	0.48
1:B:161:GLU:CD	3:M:827:LYS:HD2	2.34	0.48

Continued on next page...

Continued from previous page...

Atom-1	Atom-2	Interatomic distance (Å)	Clash overlap (Å)
2:C:86:ASP:CB	3:M:730:SER:N	2.67	0.48
3:M:10:PHE:CD2	3:M:17:LEU:HD23	2.49	0.48
3:M:312:TYR:N	3:M:312:TYR:CD1	2.80	0.48
3:M:689:GLU:O	3:M:689:GLU:HG2	2.14	0.48
3:M:708:ARG:HA	3:M:712:PRO:HG3	1.96	0.48
2:C:146:ILE:O	3:M:797:PHE:CD1	2.67	0.48
3:M:106:LEU:HD12	3:M:117:THR:HG21	1.96	0.48
3:M:354:LEU:HD12	3:M:354:LEU:HA	1.56	0.48
3:M:418:THR:CB	3:M:421:GLN:HG3	2.37	0.48
3:M:713:SER:HB2	3:M:772:LEU:HD22	1.96	0.48
2:C:130:GLN:HB3	2:C:142:PHE:HE2	1.79	0.48
3:M:10:PHE:CD2	3:M:17:LEU:HD23	2.49	0.48
3:M:312:TYR:N	3:M:312:TYR:CD1	2.80	0.48
3:M:689:GLU:O	3:M:689:GLU:HG2	2.14	0.48
1:B:161:GLU:CD	3:M:827:LYS:HD2	2.34	0.48
2:C:67:GLU:HA	2:C:70:PRO:HG2	1.94	0.48
3:M:10:PHE:CD2	3:M:17:LEU:HD23	2.49	0.48
3:M:312:TYR:N	3:M:312:TYR:CD1	2.80	0.48
3:M:689:GLU:O	3:M:689:GLU:HG2	2.14	0.48
3:M:713:SER:HB2	3:M:772:LEU:HD22	1.96	0.48
1:B:94:GLU:HB3	1:B:158:THR:HG21	1.96	0.48
3:M:10:PHE:CD2	3:M:17:LEU:HD23	2.49	0.48
3:M:312:TYR:N	3:M:312:TYR:CD1	2.80	0.48
3:M:689:GLU:O	3:M:689:GLU:HG2	2.14	0.48
3:M:765:VAL:CG1	3:M:766:PHE:N	2.77	0.48
1:B:124:GLN:OE1	2:C:16:LEU:HD22	2.13	0.48
3:M:10:PHE:CD2	3:M:17:LEU:HD23	2.49	0.48
3:M:312:TYR:N	3:M:312:TYR:CD1	2.80	0.48
3:M:689:GLU:O	3:M:689:GLU:HG2	2.14	0.48
3:M:708:ARG:HA	3:M:712:PRO:HG3	1.96	0.48
3:M:779:ARG:O	3:M:783:LEU:N	2.47	0.48
3:M:229:LEU:HB3	3:M:246:PHE:CZ	2.49	0.48
3:M:499:GLU:HA	3:M:499:GLU:OE1	2.13	0.48
2:C:50:LEU:CD1	2:C:71:MET:SD	3.02	0.48
3:M:229:LEU:HB3	3:M:246:PHE:CZ	2.49	0.48
3:M:499:GLU:HA	3:M:499:GLU:OE1	2.13	0.48
2:C:149:VAL:HG22	3:M:797:PHE:CE1	2.44	0.48
3:M:10:PHE:CD2	3:M:17:LEU:HD23	2.49	0.48
3:M:194:GLN:HE21	3:M:194:GLN:HB3	1.43	0.48
3:M:265:ILE:HD12	3:M:445:ILE:HG22	1.96	0.48
3:M:508:ILE:HG22	3:M:714:ARG:CD	2.43	0.48

Continued on next page...

Continued from previous page...

Atom-1	Atom-2	Interatomic distance (Å)	Clash overlap (Å)
3:M:735:GLY:CA	3:M:738:MET:CE	2.89	0.48
3:M:759:ARG:O	3:M:766:PHE:N	2.32	0.48
1:B:161:GLU:CD	3:M:827:LYS:HD2	2.33	0.48
2:C:130:GLN:HB3	2:C:142:PHE:HE2	1.79	0.48
3:M:229:LEU:HB3	3:M:246:PHE:CZ	2.49	0.48
3:M:499:GLU:HA	3:M:499:GLU:OE1	2.13	0.48
3:M:28:GLN:CB	3:M:779:ARG:HG2	2.44	0.48
3:M:229:LEU:HB3	3:M:246:PHE:CZ	2.49	0.48
3:M:499:GLU:HA	3:M:499:GLU:OE1	2.13	0.48
1:B:15:VAL:HG21	1:B:86:GLU:HA	1.96	0.48
2:C:65:PHE:N	2:C:65:PHE:HD1	2.11	0.48
3:M:10:PHE:CD2	3:M:17:LEU:HD23	2.49	0.48
3:M:194:GLN:HE21	3:M:194:GLN:HB3	1.43	0.48
3:M:265:ILE:HD12	3:M:445:ILE:HG22	1.96	0.48
3:M:717:TYR:HB3	3:M:740:SER:O	2.14	0.48
3:M:229:LEU:HB3	3:M:246:PHE:CZ	2.49	0.48
3:M:499:GLU:HA	3:M:499:GLU:OE1	2.13	0.48
3:M:805:ARG:O	3:M:809:ARG:CD	2.62	0.48
2:C:149:VAL:HG22	3:M:797:PHE:CE1	2.44	0.48
2:C:149:VAL:CG1	3:M:800:ARG:HB3	2.22	0.48
3:M:10:PHE:CD2	3:M:17:LEU:HD23	2.49	0.48
3:M:194:GLN:HE21	3:M:194:GLN:HB3	1.43	0.48
3:M:265:ILE:HD12	3:M:445:ILE:HG22	1.96	0.48
3:M:735:GLY:CA	3:M:738:MET:CE	2.89	0.48
3:M:229:LEU:HB3	3:M:246:PHE:CZ	2.49	0.48
3:M:499:GLU:HA	3:M:499:GLU:OE1	2.13	0.48
3:M:720:PHE:CD2	3:M:744:SER:HB3	2.48	0.48
2:C:94:PHE:HE2	3:M:783:LEU:HD23	1.78	0.48
2:C:102:VAL:O	2:C:136:CYS:HA	2.13	0.48
3:M:229:LEU:HB3	3:M:246:PHE:CZ	2.49	0.48
3:M:499:GLU:HA	3:M:499:GLU:OE1	2.13	0.48
1:B:141:PRO:HB3	1:B:143:ASP:H	1.79	0.48
3:M:10:PHE:CD2	3:M:17:LEU:HD23	2.49	0.48
3:M:194:GLN:HE21	3:M:194:GLN:HB3	1.43	0.48
3:M:265:ILE:HD12	3:M:445:ILE:HG22	1.96	0.48
3:M:10:PHE:CD2	3:M:17:LEU:HD23	2.49	0.48
3:M:194:GLN:HE21	3:M:194:GLN:HB3	1.43	0.48
3:M:265:ILE:HD12	3:M:445:ILE:HG22	1.96	0.48
2:C:92:ARG:CD	3:M:725:ARG:NH1	2.76	0.48
3:M:229:LEU:HB3	3:M:246:PHE:CZ	2.49	0.48
3:M:499:GLU:HA	3:M:499:GLU:OE1	2.13	0.48

Continued on next page...

Continued from previous page...

Atom-1	Atom-2	Interatomic distance (Å)	Clash overlap (Å)
2:C:50:LEU:CD1	2:C:71:MET:SD	3.02	0.47
2:C:102:VAL:HB	2:C:137:ILE:CG1	2.44	0.47
2:C:142:PHE:CG	3:M:736:GLN:OE1	2.67	0.47
3:M:248:LYS:HE3	3:M:250:ILE:HD11	1.96	0.47
3:M:310:TYR:CE2	3:M:320:ILE:CD1	2.94	0.47
3:M:838:ILE:C	3:M:840:PRO:HD2	2.34	0.47
2:C:91:LEU:CB	3:M:725:ARG:HH12	1.97	0.47
2:C:146:ILE:O	3:M:797:PHE:CD1	2.67	0.47
3:M:248:LYS:HE3	3:M:250:ILE:HD11	1.96	0.47
3:M:310:TYR:CE2	3:M:320:ILE:CD1	2.94	0.47
3:M:723:ARG:HH11	3:M:723:ARG:HG3	1.78	0.47
3:M:251:ARG:HB2	3:M:264:ASP:HB3	1.95	0.47
1:B:141:PRO:HB3	1:B:143:ASP:H	1.79	0.47
2:C:65:PHE:N	2:C:65:PHE:HD1	2.11	0.47
3:M:248:LYS:HE3	3:M:250:ILE:HD11	1.96	0.47
3:M:310:TYR:CE2	3:M:320:ILE:CD1	2.94	0.47
1:B:15:VAL:HG21	1:B:86:GLU:HA	1.96	0.47
1:B:141:PRO:HB3	1:B:143:ASP:H	1.79	0.47
2:C:136:CYS:CA	3:M:11:GLY:CA	2.90	0.47
3:M:248:LYS:HE3	3:M:250:ILE:HD11	1.96	0.47
3:M:310:TYR:CE2	3:M:320:ILE:CD1	2.94	0.47
3:M:502:GLU:CB	3:M:766:PHE:CD1	2.95	0.47
3:M:248:LYS:HE3	3:M:250:ILE:HD11	1.96	0.47
3:M:310:TYR:CE2	3:M:320:ILE:CD1	2.94	0.47
3:M:793:ARG:O	3:M:797:PHE:N	2.39	0.47
3:M:248:LYS:HE3	3:M:250:ILE:HD11	1.96	0.47
3:M:310:TYR:CE2	3:M:320:ILE:CD1	2.94	0.47
3:M:723:ARG:HH11	3:M:723:ARG:HG3	1.78	0.47
1:B:100:ALA:CB	3:M:816:ILE:HG12	2.44	0.47
2:C:65:PHE:N	2:C:65:PHE:HD1	2.11	0.47
2:C:146:ILE:O	3:M:797:PHE:CD1	2.67	0.47
3:M:10:PHE:CD2	3:M:17:LEU:HD23	2.49	0.47
3:M:428:ALA:C	3:M:601:ASP:CB	2.82	0.47
3:M:564:ASN:HD22	3:M:582:VAL:HB	1.79	0.47
2:C:149:VAL:HG22	3:M:797:PHE:CE1	2.44	0.47
3:M:10:PHE:CD2	3:M:17:LEU:HD23	2.49	0.47
3:M:428:ALA:C	3:M:601:ASP:CB	2.82	0.47
3:M:564:ASN:HD22	3:M:582:VAL:HB	1.79	0.47
3:M:713:SER:HB2	3:M:772:LEU:HD22	1.96	0.47
3:M:793:ARG:O	3:M:797:PHE:N	2.39	0.47
3:M:237:THR:HG22	3:M:238:VAL:N	2.28	0.47

Continued on next page...

Continued from previous page...

Atom-1	Atom-2	Interatomic distance (Å)	Clash overlap (Å)
3:M:508:ILE:CG2	3:M:712:PRO:O	2.62	0.47
3:M:765:VAL:CG1	3:M:766:PHE:N	2.77	0.47
3:M:10:PHE:CD2	3:M:17:LEU:HD23	2.49	0.47
3:M:428:ALA:C	3:M:601:ASP:CB	2.82	0.47
3:M:564:ASN:HD22	3:M:582:VAL:HB	1.79	0.47
1:B:100:ALA:CB	3:M:816:ILE:HG12	2.44	0.47
3:M:10:PHE:CD2	3:M:17:LEU:HD23	2.49	0.47
3:M:428:ALA:C	3:M:601:ASP:CB	2.82	0.47
3:M:564:ASN:HD22	3:M:582:VAL:HB	1.79	0.47
3:M:717:TYR:HB3	3:M:740:SER:O	2.13	0.47
3:M:793:ARG:O	3:M:797:PHE:N	2.39	0.47
2:C:63:ILE:HG23	2:C:64:THR:N	2.29	0.47
3:M:237:THR:HG22	3:M:238:VAL:N	2.28	0.47
1:B:100:ALA:CB	3:M:816:ILE:HG12	2.44	0.47
3:M:10:PHE:CD2	3:M:17:LEU:HD23	2.49	0.47
3:M:428:ALA:C	3:M:601:ASP:CB	2.82	0.47
3:M:564:ASN:HD22	3:M:582:VAL:HB	1.79	0.47
1:B:141:PRO:HB3	1:B:143:ASP:H	1.79	0.47
3:M:237:THR:HG22	3:M:238:VAL:N	2.28	0.47
3:M:10:PHE:CD2	3:M:17:LEU:HD23	2.49	0.47
3:M:428:ALA:C	3:M:601:ASP:CB	2.82	0.47
3:M:564:ASN:HD22	3:M:582:VAL:HB	1.79	0.47
1:B:87:LYS:HZ1	3:M:829:TRP:HE1	1.51	0.47
1:B:161:GLU:CD	3:M:827:LYS:HD2	2.34	0.47
2:C:130:GLN:HB3	2:C:142:PHE:HE2	1.79	0.47
3:M:10:PHE:CD2	3:M:17:LEU:HD23	2.49	0.47
3:M:428:ALA:C	3:M:601:ASP:CB	2.82	0.47
3:M:564:ASN:HD22	3:M:582:VAL:HB	1.79	0.47
1:B:144:VAL:CA	1:B:148:VAL:HA	2.36	0.47
2:C:140:GLU:HB3	3:M:738:MET:HB2	1.96	0.47
2:C:147:MET:HB2	3:M:733:PRO:HB3	1.96	0.47
3:M:237:THR:HG22	3:M:238:VAL:N	2.28	0.47
2:C:102:VAL:HB	2:C:137:ILE:CG1	2.44	0.47
3:M:237:THR:HG22	3:M:238:VAL:N	2.28	0.47
1:B:94:GLU:HB3	1:B:158:THR:HG21	1.96	0.47
2:C:102:VAL:HB	2:C:137:ILE:CG1	2.44	0.47
3:M:10:PHE:CD2	3:M:17:LEU:HD23	2.49	0.47
3:M:428:ALA:C	3:M:601:ASP:CB	2.82	0.47
3:M:564:ASN:HD22	3:M:582:VAL:HB	1.79	0.47
2:C:92:ARG:CB	3:M:747:LEU:HB2	2.44	0.47
3:M:48:VAL:HG22	3:M:49:LYS:H	1.79	0.47

Continued on next page...

Continued from previous page...

Atom-1	Atom-2	Interatomic distance (Å)	Clash overlap (Å)
3:M:192:VAL:O	3:M:195:TYR:HB3	2.13	0.47
3:M:506:GLU:OE2	3:M:764:LYS:N	2.48	0.47
3:M:723:ARG:HH11	3:M:723:ARG:HG3	1.78	0.47
1:B:141:PRO:HB3	1:B:143:ASP:H	1.79	0.47
2:C:65:PHE:N	2:C:65:PHE:HD1	2.11	0.47
3:M:48:VAL:HG22	3:M:49:LYS:H	1.79	0.47
3:M:192:VAL:O	3:M:195:TYR:HB3	2.13	0.47
1:B:70:GLU:OE2	3:M:829:TRP:NE1	2.36	0.47
1:B:100:ALA:CB	3:M:816:ILE:HG12	2.44	0.47
1:B:115:SER:CB	2:C:121:GLU:CD	2.79	0.47
3:M:154:HIS:CE1	3:M:156:PHE:CE2	3.02	0.47
3:M:290:GLN:HG2	3:M:331:LEU:CA	2.43	0.47
3:M:540:CYS:HB2	3:M:602:PRO:CD	2.36	0.47
3:M:838:ILE:C	3:M:840:PRO:HD2	2.34	0.47
1:B:128:PHE:HZ	3:M:821:ARG:NH1	2.10	0.47
2:C:146:ILE:O	3:M:797:PHE:CD1	2.67	0.47
3:M:48:VAL:HG22	3:M:49:LYS:H	1.79	0.47
3:M:192:VAL:O	3:M:195:TYR:HB3	2.13	0.47
2:C:63:ILE:HG23	2:C:64:THR:N	2.30	0.47
2:C:65:PHE:N	2:C:65:PHE:HD1	2.11	0.47
2:C:96:LYS:HG2	3:M:6:GLU:HG2	0.85	0.47
2:C:130:GLN:HB3	2:C:142:PHE:HE2	1.79	0.47
3:M:48:VAL:HG22	3:M:49:LYS:H	1.79	0.47
3:M:192:VAL:O	3:M:195:TYR:HB3	2.13	0.47
2:C:130:GLN:HB3	2:C:142:PHE:HE2	1.79	0.47
3:M:48:VAL:HG22	3:M:49:LYS:H	1.79	0.47
3:M:192:VAL:O	3:M:195:TYR:HB3	2.13	0.47
2:C:130:GLN:HB3	2:C:142:PHE:HE2	1.79	0.47
3:M:48:VAL:HG22	3:M:49:LYS:H	1.79	0.47
3:M:192:VAL:O	3:M:195:TYR:HB3	2.13	0.47
3:M:726:VAL:CG1	3:M:786:ILE:CG1	2.83	0.47
3:M:727:LEU:HA	3:M:782:LYS:HD3	1.96	0.47
3:M:122:PHE:CE2	3:M:700:VAL:HA	2.49	0.47
3:M:314:TYR:CZ	3:M:362:GLY:HA2	2.48	0.47
3:M:540:CYS:HB2	3:M:602:PRO:CD	2.36	0.47
3:M:602:PRO:O	3:M:603:LEU:HD12	2.14	0.47
1:B:161:GLU:CD	3:M:827:LYS:HD2	2.34	0.47
3:M:122:PHE:CE2	3:M:700:VAL:HA	2.49	0.47
3:M:314:TYR:CZ	3:M:362:GLY:HA2	2.48	0.47
3:M:540:CYS:HB2	3:M:602:PRO:CD	2.36	0.47
3:M:602:PRO:O	3:M:603:LEU:HD12	2.14	0.47

Continued on next page...

Continued from previous page...

Atom-1	Atom-2	Interatomic distance (Å)	Clash overlap (Å)
3:M:838:ILE:C	3:M:840:PRO:HD2	2.34	0.47
1:B:100:ALA:CB	3:M:816:ILE:HG12	2.44	0.47
3:M:122:PHE:CE2	3:M:700:VAL:HA	2.49	0.47
3:M:314:TYR:CZ	3:M:362:GLY:HA2	2.48	0.47
3:M:540:CYS:HB2	3:M:602:PRO:CD	2.36	0.47
3:M:602:PRO:O	3:M:603:LEU:HD12	2.14	0.47
2:C:146:ILE:O	3:M:797:PHE:CD1	2.67	0.47
3:M:84:LYS:CE	3:M:775:LEU:HB2	2.31	0.47
3:M:96:HIS:CG	3:M:770:GLY:CA	2.96	0.47
3:M:122:PHE:CE2	3:M:700:VAL:HA	2.49	0.47
3:M:314:TYR:CZ	3:M:362:GLY:HA2	2.48	0.47
3:M:540:CYS:HB2	3:M:602:PRO:CD	2.36	0.47
3:M:602:PRO:O	3:M:603:LEU:HD12	2.14	0.47
3:M:723:ARG:HH11	3:M:723:ARG:HG3	1.78	0.47
2:C:102:VAL:HB	2:C:137:ILE:CG1	2.44	0.47
1:B:94:GLU:HB3	1:B:158:THR:HG21	1.96	0.47
3:M:34:ALA:N	3:M:778:MET:HG2	2.29	0.47
3:M:86:ASP:CB	3:M:779:ARG:HH22	2.17	0.47
3:M:122:PHE:CE2	3:M:700:VAL:HA	2.49	0.47
3:M:314:TYR:CZ	3:M:362:GLY:HA2	2.48	0.47
3:M:540:CYS:HB2	3:M:602:PRO:CD	2.36	0.47
3:M:602:PRO:O	3:M:603:LEU:HD12	2.14	0.47
3:M:804:ARG:C	3:M:808:GLU:HB2	2.25	0.47
1:B:100:ALA:CB	3:M:816:ILE:HG12	2.44	0.47
3:M:122:PHE:CE2	3:M:700:VAL:HA	2.49	0.47
3:M:314:TYR:CZ	3:M:362:GLY:HA2	2.48	0.47
3:M:540:CYS:HB2	3:M:602:PRO:CD	2.36	0.47
3:M:602:PRO:O	3:M:603:LEU:HD12	2.14	0.47
3:M:122:PHE:CE2	3:M:700:VAL:HA	2.49	0.47
3:M:314:TYR:CZ	3:M:362:GLY:HA2	2.48	0.47
3:M:540:CYS:HB2	3:M:602:PRO:CD	2.36	0.47
3:M:602:PRO:O	3:M:603:LEU:HD12	2.14	0.47
2:C:86:ASP:OD2	3:M:750:SER:N	2.46	0.47
2:C:146:ILE:O	3:M:797:PHE:CD1	2.67	0.47
3:M:783:LEU:HA	3:M:786:ILE:HB	1.96	0.47
1:B:100:ALA:CB	3:M:816:ILE:HG12	2.44	0.47
3:M:122:PHE:CE2	3:M:700:VAL:HA	2.49	0.47
3:M:314:TYR:CZ	3:M:362:GLY:HA2	2.48	0.47
3:M:540:CYS:HB2	3:M:602:PRO:CD	2.36	0.47
3:M:602:PRO:O	3:M:603:LEU:HD12	2.14	0.47
2:C:50:LEU:CD1	2:C:71:MET:SD	3.02	0.47

Continued on next page...

Continued from previous page...

Atom-1	Atom-2	Interatomic distance (Å)	Clash overlap (Å)
2:C:102:VAL:HB	2:C:137:ILE:CG1	2.44	0.47
2:C:102:VAL:O	2:C:136:CYS:HA	2.13	0.47
2:C:130:GLN:HB3	2:C:142:PHE:HE2	1.79	0.47
3:M:41:VAL:CG1	3:M:42:HIS:N	2.75	0.47
3:M:192:VAL:O	3:M:195:TYR:HB3	2.13	0.47
3:M:510:TRP:CE3	3:M:712:PRO:O	2.67	0.47
3:M:564:ASN:HD22	3:M:582:VAL:HB	1.79	0.47
3:M:783:LEU:HA	3:M:786:ILE:HB	1.96	0.47
3:M:783:LEU:HA	3:M:786:ILE:HB	1.96	0.47
1:B:128:PHE:CD1	3:M:817:GLN:CG	2.96	0.47
1:B:141:PRO:HB3	1:B:143:ASP:H	1.79	0.47
3:M:717:TYR:HB3	3:M:740:SER:O	2.13	0.47
1:B:161:GLU:CD	3:M:827:LYS:HD2	2.34	0.47
3:M:97:LEU:HD13	3:M:97:LEU:N	2.28	0.47
3:M:406:VAL:CG1	3:M:407:LYS:N	2.77	0.47
3:M:708:ARG:HA	3:M:712:PRO:HG3	1.96	0.47
2:C:65:PHE:N	2:C:65:PHE:HD1	2.11	0.47
3:M:97:LEU:HD13	3:M:97:LEU:N	2.28	0.47
3:M:406:VAL:CG1	3:M:407:LYS:N	2.77	0.47
3:M:546:THR:CG2	3:M:547:ASP:N	2.77	0.47
2:C:65:PHE:N	2:C:65:PHE:HD1	2.12	0.47
3:M:97:LEU:HD13	3:M:97:LEU:N	2.28	0.47
3:M:406:VAL:CG1	3:M:407:LYS:N	2.77	0.47
3:M:708:ARG:HA	3:M:712:PRO:HG3	1.96	0.47
2:C:94:PHE:HD2	3:M:24:ARG:HB2	1.78	0.47
3:M:97:LEU:HD13	3:M:97:LEU:N	2.28	0.47
3:M:406:VAL:CG1	3:M:407:LYS:N	2.77	0.47
1:B:128:PHE:CZ	3:M:817:GLN:HG2	2.48	0.47
3:M:546:THR:CG2	3:M:547:ASP:N	2.77	0.47
3:M:97:LEU:HD13	3:M:97:LEU:N	2.28	0.47
3:M:406:VAL:CG1	3:M:407:LYS:N	2.77	0.47
3:M:805:ARG:CA	3:M:808:GLU:HB2	2.42	0.47
3:M:546:THR:CG2	3:M:547:ASP:N	2.77	0.47
3:M:97:LEU:HD13	3:M:97:LEU:N	2.28	0.47
3:M:406:VAL:CG1	3:M:407:LYS:N	2.77	0.47
3:M:783:LEU:HA	3:M:786:ILE:HB	1.97	0.47
3:M:97:LEU:HD13	3:M:97:LEU:N	2.28	0.47
3:M:406:VAL:CG1	3:M:407:LYS:N	2.77	0.47
3:M:708:ARG:HA	3:M:712:PRO:HG3	1.96	0.47
1:B:15:VAL:HG21	1:B:86:GLU:HA	1.96	0.47
3:M:546:THR:CG2	3:M:547:ASP:N	2.77	0.47

Continued on next page...

Continued from previous page...

Atom-1	Atom-2	Interatomic distance (Å)	Clash overlap (Å)
1:B:70:GLU:OE2	3:M:829:TRP:NE1	2.36	0.47
3:M:546:THR:CG2	3:M:547:ASP:N	2.77	0.47
2:C:93:VAL:HG23	3:M:725:ARG:CB	1.94	0.47
3:M:97:LEU:HD13	3:M:97:LEU:N	2.28	0.47
3:M:406:VAL:CG1	3:M:407:LYS:N	2.77	0.47
3:M:708:ARG:HA	3:M:712:PRO:HG3	1.96	0.47
2:C:146:ILE:O	3:M:797:PHE:CD1	2.67	0.47
3:M:188:ASN:ND2	3:M:674:CYS:SG	2.88	0.47
2:C:92:ARG:NE	3:M:736:GLN:HG2	2.30	0.47
3:M:188:ASN:ND2	3:M:674:CYS:SG	2.88	0.47
3:M:122:PHE:CE2	3:M:700:VAL:HA	2.50	0.47
3:M:229:LEU:HB3	3:M:246:PHE:CZ	2.49	0.47
3:M:248:LYS:HE3	3:M:250:ILE:HD11	1.95	0.47
3:M:310:TYR:CE2	3:M:320:ILE:CD1	2.94	0.47
3:M:436:LYS:CE	3:M:652:LEU:HD11	2.45	0.47
3:M:602:PRO:O	3:M:603:LEU:HD12	2.14	0.47
2:C:50:LEU:CD1	2:C:71:MET:SD	3.02	0.47
3:M:188:ASN:ND2	3:M:674:CYS:SG	2.88	0.47
3:M:726:VAL:HG22	3:M:786:ILE:HD11	1.96	0.47
2:C:103:MET:O	3:M:14:ALA:CB	2.54	0.47
3:M:83:PRO:CD	3:M:777:GLU:CD	2.70	0.47
3:M:188:ASN:ND2	3:M:674:CYS:SG	2.88	0.47
3:M:188:ASN:ND2	3:M:674:CYS:SG	2.88	0.47
3:M:188:ASN:ND2	3:M:674:CYS:SG	2.88	0.47
1:B:144:VAL:CA	1:B:148:VAL:HA	2.36	0.47
3:M:106:LEU:HD12	3:M:117:THR:HG21	1.96	0.47
3:M:192:VAL:O	3:M:195:TYR:HB3	2.13	0.47
1:B:141:PRO:HB3	1:B:143:ASP:H	1.79	0.47
3:M:106:LEU:HD12	3:M:117:THR:HG21	1.96	0.47
3:M:192:VAL:O	3:M:195:TYR:HB3	2.13	0.47
2:C:146:ILE:O	3:M:797:PHE:CD1	2.67	0.47
3:M:48:VAL:HG22	3:M:49:LYS:H	1.79	0.47
3:M:248:LYS:HE3	3:M:250:ILE:HD11	1.95	0.47
3:M:436:LYS:CE	3:M:652:LEU:HD11	2.45	0.47
3:M:550:PHE:CE2	3:M:592:ILE:CG2	2.97	0.47
3:M:713:SER:HB2	3:M:772:LEU:HD22	1.95	0.47
3:M:723:ARG:HH11	3:M:723:ARG:HG3	1.79	0.47
3:M:106:LEU:HD12	3:M:117:THR:HG21	1.96	0.47
3:M:192:VAL:O	3:M:195:TYR:HB3	2.13	0.47
3:M:106:LEU:HD12	3:M:117:THR:HG21	1.96	0.47
3:M:192:VAL:O	3:M:195:TYR:HB3	2.13	0.47

Continued on next page...

Continued from previous page...

Atom-1	Atom-2	Interatomic distance (Å)	Clash overlap (Å)
3:M:505:LYS:HG2	3:M:762:HIS:CG	2.48	0.47
2:C:139:TYR:CE2	3:M:725:ARG:HD2	2.49	0.47
3:M:48:VAL:HG22	3:M:49:LYS:H	1.79	0.47
3:M:248:LYS:HE3	3:M:250:ILE:HD11	1.95	0.47
3:M:436:LYS:CE	3:M:652:LEU:HD11	2.45	0.47
3:M:550:PHE:CE2	3:M:592:ILE:CG2	2.97	0.47
2:C:93:VAL:CG2	3:M:29:ASN:N	2.77	0.47
3:M:106:LEU:HD12	3:M:117:THR:HG21	1.96	0.47
3:M:192:VAL:O	3:M:195:TYR:HB3	2.13	0.47
1:B:161:GLU:CD	3:M:827:LYS:HD2	2.34	0.47
3:M:48:VAL:HG22	3:M:49:LYS:H	1.79	0.47
3:M:248:LYS:HE3	3:M:250:ILE:HD11	1.95	0.47
3:M:436:LYS:CE	3:M:652:LEU:HD11	2.45	0.47
3:M:503:TYR:HE1	3:M:714:ARG:NH2	2.13	0.47
3:M:550:PHE:CE2	3:M:592:ILE:CG2	2.97	0.47
1:B:86:GLU:HA	1:B:89:LYS:HE3	1.94	0.47
3:M:106:LEU:HD12	3:M:117:THR:HG21	1.96	0.47
3:M:192:VAL:O	3:M:195:TYR:HB3	2.13	0.47
1:B:48:ARG:HE	1:B:64:LEU:HD13	1.80	0.47
2:C:63:ILE:HG23	2:C:64:THR:N	2.30	0.47
3:M:106:LEU:HD12	3:M:117:THR:HG21	1.96	0.47
3:M:192:VAL:O	3:M:195:TYR:HB3	2.13	0.47
1:B:84:PHE:CD2	3:M:829:TRP:HH2	2.28	0.47
1:B:94:GLU:HB3	1:B:158:THR:HG21	1.96	0.47
2:C:94:PHE:HE1	3:M:726:VAL:N	2.12	0.47
2:C:102:VAL:O	2:C:136:CYS:HA	2.13	0.47
3:M:48:VAL:HG22	3:M:49:LYS:H	1.79	0.47
3:M:248:LYS:HE3	3:M:250:ILE:HD11	1.95	0.47
3:M:436:LYS:CE	3:M:652:LEU:HD11	2.45	0.47
3:M:550:PHE:CE2	3:M:592:ILE:CG2	2.97	0.47
1:B:100:ALA:CB	3:M:816:ILE:HG12	2.44	0.47
3:M:48:VAL:HG22	3:M:49:LYS:H	1.79	0.47
3:M:248:LYS:HE3	3:M:250:ILE:HD11	1.95	0.47
3:M:436:LYS:CE	3:M:652:LEU:HD11	2.45	0.47
3:M:550:PHE:CE2	3:M:592:ILE:CG2	2.97	0.47
3:M:106:LEU:HD12	3:M:117:THR:HG21	1.96	0.47
3:M:192:VAL:O	3:M:195:TYR:HB3	2.13	0.47
3:M:838:ILE:C	3:M:840:PRO:HD2	2.34	0.47
1:B:15:VAL:HG21	1:B:86:GLU:HA	1.96	0.47
3:M:428:ALA:C	3:M:601:ASP:CB	2.82	0.47
3:M:436:LYS:CE	3:M:652:LEU:HD11	2.45	0.47

Continued on next page...

Continued from previous page...

Atom-1	Atom-2	Interatomic distance (Å)	Clash overlap (Å)
1:B:128:PHE:CZ	3:M:817:GLN:HG2	2.48	0.47
2:C:63:ILE:HG23	2:C:64:THR:N	2.30	0.47
3:M:428:ALA:C	3:M:601:ASP:CB	2.82	0.47
3:M:436:LYS:CE	3:M:652:LEU:HD11	2.45	0.47
3:M:765:VAL:CG1	3:M:766:PHE:N	2.77	0.47
3:M:546:THR:CG2	3:M:547:ASP:N	2.77	0.47
3:M:428:ALA:C	3:M:601:ASP:CB	2.82	0.47
3:M:436:LYS:CE	3:M:652:LEU:HD11	2.45	0.47
3:M:428:ALA:C	3:M:601:ASP:CB	2.82	0.47
3:M:436:LYS:CE	3:M:652:LEU:HD11	2.45	0.47
2:C:131:GLU:HB3	2:C:137:ILE:CG2	2.44	0.47
3:M:428:ALA:C	3:M:601:ASP:CB	2.82	0.47
3:M:436:LYS:CE	3:M:652:LEU:HD11	2.45	0.47
1:B:94:GLU:HB3	1:B:158:THR:HG21	1.96	0.47
3:M:428:ALA:C	3:M:601:ASP:CB	2.82	0.47
3:M:436:LYS:CE	3:M:652:LEU:HD11	2.45	0.47
3:M:765:VAL:CG1	3:M:766:PHE:N	2.77	0.47
3:M:136:ASN:O	3:M:139:VAL:N	2.47	0.47
3:M:617:LYS:O	3:M:620:ALA:HB3	2.14	0.47
3:M:793:ARG:O	3:M:797:PHE:N	2.39	0.47
2:C:130:GLN:HB3	2:C:142:PHE:HE2	1.79	0.47
2:C:146:ILE:O	3:M:797:PHE:CD1	2.67	0.47
3:M:136:ASN:O	3:M:139:VAL:N	2.47	0.47
3:M:617:LYS:O	3:M:620:ALA:HB3	2.14	0.47
2:C:116:GLU:O	3:M:795:ARG:NH2	2.48	0.47
1:B:48:ARG:HE	1:B:64:LEU:HD13	1.80	0.47
1:B:94:GLU:HB3	1:B:158:THR:HG21	1.96	0.47
2:C:89:GLU:O	3:M:725:ARG:CD	2.63	0.47
3:M:136:ASN:O	3:M:139:VAL:N	2.47	0.47
3:M:617:LYS:O	3:M:620:ALA:HB3	2.14	0.47
1:B:94:GLU:HB3	1:B:158:THR:HG21	1.96	0.47
2:C:102:VAL:O	2:C:136:CYS:HA	2.13	0.47
3:M:136:ASN:O	3:M:139:VAL:N	2.47	0.47
3:M:617:LYS:O	3:M:620:ALA:HB3	2.14	0.47
1:B:87:LYS:HE3	3:M:829:TRP:CZ2	2.39	0.47
1:B:94:GLU:HB3	1:B:158:THR:HG21	1.96	0.47
2:C:94:PHE:HE2	3:M:783:LEU:HD23	1.78	0.47
1:B:15:VAL:HG21	1:B:86:GLU:HA	1.96	0.47
2:C:110:VAL:HG12	3:M:787:ILE:HD11	1.95	0.47
3:M:136:ASN:O	3:M:139:VAL:N	2.47	0.47
3:M:617:LYS:O	3:M:620:ALA:HB3	2.14	0.47

Continued on next page...

Continued from previous page...

Atom-1	Atom-2	Interatomic distance (Å)	Clash overlap (Å)
3:M:783:LEU:HA	3:M:786:ILE:HB	1.97	0.47
2:C:146:ILE:O	3:M:797:PHE:CD1	2.67	0.47
3:M:707:CYS:O	3:M:710:GLY:N	2.48	0.47
3:M:783:LEU:HA	3:M:786:ILE:HB	1.96	0.47
2:C:146:ILE:O	3:M:797:PHE:CD1	2.67	0.47
3:M:136:ASN:O	3:M:139:VAL:N	2.47	0.47
3:M:503:TYR:CD1	3:M:714:ARG:NH1	2.83	0.47
3:M:617:LYS:O	3:M:620:ALA:HB3	2.14	0.47
3:M:136:ASN:O	3:M:139:VAL:N	2.47	0.47
3:M:617:LYS:O	3:M:620:ALA:HB3	2.14	0.47
1:B:48:ARG:HE	1:B:64:LEU:HD13	1.80	0.47
2:C:89:GLU:CD	3:M:743:ALA:O	2.52	0.47
2:C:116:GLU:O	3:M:795:ARG:NH2	2.48	0.47
1:B:15:VAL:HG21	1:B:86:GLU:HA	1.96	0.47
1:B:48:ARG:HE	1:B:64:LEU:HD13	1.80	0.47
2:C:94:PHE:HE2	3:M:783:LEU:HD23	1.78	0.47
3:M:136:ASN:O	3:M:139:VAL:N	2.47	0.47
3:M:617:LYS:O	3:M:620:ALA:HB3	2.14	0.47
2:C:89:GLU:HB3	3:M:748:LEU:HG	1.85	0.47
2:C:116:GLU:O	3:M:795:ARG:NH2	2.48	0.47
3:M:122:PHE:CE2	3:M:700:VAL:HA	2.50	0.47
3:M:546:THR:CG2	3:M:547:ASP:N	2.77	0.47
3:M:617:LYS:O	3:M:620:ALA:HB3	2.14	0.47
3:M:765:VAL:CG1	3:M:766:PHE:N	2.77	0.47
3:M:122:PHE:CE2	3:M:700:VAL:HA	2.50	0.47
3:M:546:THR:CG2	3:M:547:ASP:N	2.77	0.47
3:M:617:LYS:O	3:M:620:ALA:HB3	2.14	0.47
3:M:713:SER:HB2	3:M:772:LEU:HD22	1.96	0.47
3:M:595:TRP:CD1	3:M:595:TRP:N	2.80	0.47
2:C:89:GLU:CA	3:M:725:ARG:NH1	2.77	0.47
2:C:96:LYS:CE	3:M:725:ARG:HD2	2.44	0.47
3:M:122:PHE:CE2	3:M:700:VAL:HA	2.50	0.47
3:M:546:THR:CG2	3:M:547:ASP:N	2.77	0.47
3:M:617:LYS:O	3:M:620:ALA:HB3	2.14	0.47
3:M:838:ILE:C	3:M:840:PRO:HD2	2.34	0.47
1:B:94:GLU:HB3	1:B:158:THR:HG21	1.96	0.47
3:M:122:PHE:CE2	3:M:700:VAL:HA	2.50	0.47
3:M:546:THR:CG2	3:M:547:ASP:N	2.77	0.47
3:M:617:LYS:O	3:M:620:ALA:HB3	2.14	0.47
1:B:100:ALA:CB	3:M:816:ILE:HG12	2.44	0.47
2:C:63:ILE:HG23	2:C:64:THR:N	2.30	0.47

Continued on next page...

Continued from previous page...

Atom-1	Atom-2	Interatomic distance (Å)	Clash overlap (Å)
3:M:122:PHE:CE2	3:M:700:VAL:HA	2.50	0.47
3:M:546:THR:CG2	3:M:547:ASP:N	2.77	0.47
3:M:617:LYS:O	3:M:620:ALA:HB3	2.14	0.47
3:M:783:LEU:HA	3:M:786:ILE:HB	1.96	0.47
1:B:48:ARG:HE	1:B:64:LEU:HD13	1.80	0.47
2:C:102:VAL:HB	2:C:137:ILE:CG1	2.44	0.47
3:M:122:PHE:CE2	3:M:700:VAL:HA	2.50	0.47
3:M:546:THR:CG2	3:M:547:ASP:N	2.77	0.47
3:M:617:LYS:O	3:M:620:ALA:HB3	2.14	0.47
3:M:713:SER:HB2	3:M:772:LEU:HD22	1.96	0.47
1:B:94:GLU:HB3	1:B:158:THR:HG21	1.96	0.47
3:M:188:ASN:ND2	3:M:674:CYS:SG	2.88	0.47
2:C:116:GLU:O	3:M:795:ARG:NH2	2.48	0.47
3:M:188:ASN:ND2	3:M:674:CYS:SG	2.88	0.47
1:B:94:GLU:HB3	1:B:158:THR:HG21	1.96	0.47
2:C:110:VAL:HG12	3:M:787:ILE:HD11	1.95	0.47
3:M:41:VAL:CG1	3:M:42:HIS:N	2.75	0.47
3:M:188:ASN:ND2	3:M:674:CYS:SG	2.88	0.47
3:M:406:VAL:CG1	3:M:407:LYS:H	2.28	0.47
3:M:499:GLU:HA	3:M:499:GLU:OE1	2.13	0.47
3:M:617:LYS:O	3:M:620:ALA:HB3	2.14	0.47
2:C:146:ILE:O	3:M:797:PHE:CD1	2.67	0.47
3:M:188:ASN:ND2	3:M:674:CYS:SG	2.88	0.47
2:C:105:ALA:HB1	3:M:15:PRO:HA	1.96	0.47
2:C:116:GLU:O	3:M:795:ARG:NH2	2.48	0.47
2:C:130:GLN:HB3	2:C:142:PHE:HE2	1.79	0.47
3:M:28:GLN:HB3	3:M:779:ARG:HD3	1.96	0.47
3:M:93:MET:HG2	3:M:715:VAL:CG2	2.44	0.47
3:M:188:ASN:ND2	3:M:674:CYS:SG	2.88	0.47
3:M:41:VAL:CG1	3:M:42:HIS:N	2.75	0.47
3:M:188:ASN:ND2	3:M:674:CYS:SG	2.88	0.47
3:M:406:VAL:CG1	3:M:407:LYS:H	2.28	0.47
3:M:499:GLU:HA	3:M:499:GLU:OE1	2.13	0.47
3:M:617:LYS:O	3:M:620:ALA:HB3	2.14	0.47
3:M:765:VAL:CG1	3:M:766:PHE:N	2.77	0.47
2:C:146:ILE:O	3:M:797:PHE:CD1	2.67	0.47
3:M:188:ASN:ND2	3:M:674:CYS:SG	2.88	0.47
3:M:715:VAL:HG11	3:M:720:PHE:CD1	2.49	0.47
3:M:793:ARG:O	3:M:797:PHE:N	2.39	0.47
1:B:48:ARG:HE	1:B:64:LEU:HD13	1.80	0.47
3:M:41:VAL:CG1	3:M:42:HIS:N	2.75	0.47

Continued on next page...

Continued from previous page...

Atom-1	Atom-2	Interatomic distance (Å)	Clash overlap (Å)
3:M:188:ASN:ND2	3:M:674:CYS:SG	2.88	0.47
3:M:406:VAL:CG1	3:M:407:LYS:H	2.28	0.47
3:M:499:GLU:HA	3:M:499:GLU:OE1	2.13	0.47
3:M:617:LYS:O	3:M:620:ALA:HB3	2.14	0.47
3:M:765:VAL:CG1	3:M:766:PHE:N	2.77	0.47
1:B:15:VAL:HG21	1:B:86:GLU:HA	1.96	0.47
2:C:116:GLU:O	3:M:795:ARG:NH2	2.48	0.47
3:M:188:ASN:ND2	3:M:674:CYS:SG	2.88	0.47
3:M:188:ASN:ND2	3:M:674:CYS:SG	2.88	0.47
3:M:838:ILE:C	3:M:840:PRO:HD2	2.34	0.47
2:C:130:GLN:HB3	2:C:142:PHE:HE2	1.79	0.47
3:M:41:VAL:CG1	3:M:42:HIS:N	2.75	0.47
3:M:188:ASN:ND2	3:M:674:CYS:SG	2.88	0.47
3:M:406:VAL:CG1	3:M:407:LYS:H	2.28	0.47
3:M:499:GLU:HA	3:M:499:GLU:OE1	2.13	0.47
3:M:617:LYS:O	3:M:620:ALA:HB3	2.14	0.47
3:M:783:LEU:HA	3:M:786:ILE:HB	1.96	0.47
3:M:838:ILE:C	3:M:840:PRO:HD2	2.34	0.47
1:B:15:VAL:HG21	1:B:86:GLU:HA	1.96	0.47
2:C:116:GLU:O	3:M:795:ARG:NH2	2.48	0.47
3:M:41:VAL:CG1	3:M:42:HIS:N	2.75	0.47
3:M:188:ASN:ND2	3:M:674:CYS:SG	2.88	0.47
3:M:406:VAL:CG1	3:M:407:LYS:H	2.28	0.47
3:M:499:GLU:HA	3:M:499:GLU:OE1	2.13	0.47
3:M:509:GLU:HB2	3:M:764:LYS:O	2.14	0.47
3:M:617:LYS:O	3:M:620:ALA:HB3	2.14	0.47
2:C:146:ILE:O	3:M:797:PHE:CD1	2.67	0.47
3:M:188:ASN:ND2	3:M:674:CYS:SG	2.88	0.47
2:C:131:GLU:HB3	2:C:137:ILE:CG2	2.44	0.47
3:M:136:ASN:O	3:M:139:VAL:N	2.47	0.47
3:M:229:LEU:HB3	3:M:246:PHE:CZ	2.49	0.47
3:M:251:ARG:HB2	3:M:264:ASP:HB3	1.95	0.47
3:M:406:VAL:CG1	3:M:407:LYS:H	2.28	0.47
3:M:470:PHE:O	3:M:473:ASN:ND2	2.40	0.47
3:M:695:LEU:HB3	3:M:701:LEU:HD22	1.97	0.47
3:M:713:SER:HB2	3:M:772:LEU:HD22	1.96	0.47
3:M:783:LEU:HA	3:M:786:ILE:HB	1.96	0.47
1:B:100:ALA:CB	3:M:816:ILE:HG12	2.44	0.47
3:M:136:ASN:O	3:M:139:VAL:N	2.47	0.47
3:M:229:LEU:HB3	3:M:246:PHE:CZ	2.49	0.47
3:M:251:ARG:HB2	3:M:264:ASP:HB3	1.95	0.47

Continued on next page...

Continued from previous page...

Atom-1	Atom-2	Interatomic distance (Å)	Clash overlap (Å)
3:M:406:VAL:CG1	3:M:407:LYS:H	2.28	0.47
3:M:470:PHE:O	3:M:473:ASN:ND2	2.40	0.47
3:M:695:LEU:HB3	3:M:701:LEU:HD22	1.97	0.47
2:C:63:ILE:HG23	2:C:64:THR:N	2.30	0.47
3:M:291:ILE:HA	3:M:331:LEU:CD1	2.39	0.47
3:M:406:VAL:CG1	3:M:407:LYS:H	2.28	0.47
3:M:436:LYS:HZ3	3:M:647:GLN:CD	2.18	0.47
3:M:499:GLU:HA	3:M:499:GLU:OE1	2.13	0.47
3:M:617:LYS:O	3:M:620:ALA:HB3	2.14	0.47
3:M:739:ASP:O	3:M:743:ALA:HB2	2.15	0.47
3:M:765:VAL:CG1	3:M:766:PHE:N	2.77	0.47
3:M:136:ASN:O	3:M:139:VAL:N	2.47	0.47
3:M:229:LEU:HB3	3:M:246:PHE:CZ	2.49	0.47
3:M:251:ARG:HB2	3:M:264:ASP:HB3	1.95	0.47
3:M:406:VAL:CG1	3:M:407:LYS:H	2.28	0.47
3:M:470:PHE:O	3:M:473:ASN:ND2	2.40	0.47
3:M:695:LEU:HB3	3:M:701:LEU:HD22	1.97	0.47
3:M:715:VAL:HG11	3:M:720:PHE:CD1	2.49	0.47
1:B:100:ALA:CB	3:M:816:ILE:HG12	2.44	0.47
2:C:19:ARG:HH21	3:M:806:MET:CE	2.28	0.47
2:C:116:GLU:O	3:M:795:ARG:NH2	2.48	0.47
2:C:137:ILE:HG12	3:M:12:GLU:CA	2.45	0.47
3:M:23:GLU:CG	3:M:787:ILE:HD12	2.19	0.47
3:M:94:MET:CA	3:M:773:GLY:H	2.27	0.47
3:M:136:ASN:O	3:M:139:VAL:N	2.47	0.47
3:M:229:LEU:HB3	3:M:246:PHE:CZ	2.49	0.47
3:M:251:ARG:HB2	3:M:264:ASP:HB3	1.95	0.47
3:M:406:VAL:CG1	3:M:407:LYS:H	2.28	0.47
3:M:470:PHE:O	3:M:473:ASN:ND2	2.40	0.47
3:M:695:LEU:HB3	3:M:701:LEU:HD22	1.97	0.47
3:M:714:ARG:HD3	3:M:766:PHE:CE2	2.50	0.47
3:M:782:LYS:C	3:M:783:LEU:HD12	2.22	0.47
3:M:783:LEU:N	3:M:783:LEU:CD1	2.78	0.47
1:B:128:PHE:HZ	3:M:821:ARG:NH1	2.10	0.47
2:C:116:GLU:O	3:M:795:ARG:NH2	2.48	0.47
3:M:136:ASN:O	3:M:139:VAL:N	2.47	0.47
3:M:229:LEU:HB3	3:M:246:PHE:CZ	2.49	0.47
3:M:251:ARG:HB2	3:M:264:ASP:HB3	1.95	0.47
3:M:406:VAL:CG1	3:M:407:LYS:H	2.28	0.47
3:M:470:PHE:O	3:M:473:ASN:ND2	2.40	0.47
3:M:695:LEU:HB3	3:M:701:LEU:HD22	1.97	0.47

Continued on next page...

Continued from previous page...

Atom-1	Atom-2	Interatomic distance (Å)	Clash overlap (Å)
1:B:100:ALA:CB	3:M:816:ILE:HG12	2.44	0.47
1:B:141:PRO:HB3	1:B:143:ASP:H	1.79	0.47
2:C:89:GLU:O	3:M:725:ARG:NH1	2.48	0.47
3:M:136:ASN:O	3:M:139:VAL:N	2.47	0.47
3:M:229:LEU:HB3	3:M:246:PHE:CZ	2.49	0.47
3:M:251:ARG:HB2	3:M:264:ASP:HB3	1.95	0.47
3:M:406:VAL:CG1	3:M:407:LYS:H	2.28	0.47
3:M:470:PHE:O	3:M:473:ASN:ND2	2.40	0.47
3:M:695:LEU:HB3	3:M:701:LEU:HD22	1.97	0.47
1:B:15:VAL:HG21	1:B:86:GLU:HA	1.96	0.47
3:M:265:ILE:C	3:M:446:ASN:ND2	2.68	0.47
3:M:311:ASP:CB	3:M:312:TYR:CE1	2.98	0.47
3:M:546:THR:CG2	3:M:547:ASP:N	2.77	0.47
3:M:265:ILE:C	3:M:446:ASN:ND2	2.68	0.47
3:M:311:ASP:CB	3:M:312:TYR:CE1	2.98	0.47
3:M:546:THR:CG2	3:M:547:ASP:N	2.77	0.47
3:M:765:VAL:CG1	3:M:766:PHE:N	2.77	0.47
3:M:154:HIS:CE1	3:M:156:PHE:CE2	3.02	0.47
3:M:229:LEU:HB3	3:M:246:PHE:CZ	2.49	0.47
3:M:346:ASP:O	3:M:350:ALA:N	2.45	0.47
1:B:141:PRO:HB3	1:B:143:ASP:H	1.79	0.47
3:M:265:ILE:C	3:M:446:ASN:ND2	2.68	0.47
3:M:311:ASP:CB	3:M:312:TYR:CE1	2.98	0.47
3:M:546:THR:CG2	3:M:547:ASP:N	2.77	0.47
3:M:783:LEU:HA	3:M:786:ILE:HB	1.97	0.47
2:C:91:LEU:O	3:M:21:GLU:OE1	2.32	0.47
3:M:20:SER:HB3	3:M:23:GLU:OE1	2.13	0.47
3:M:95:THR:OG1	3:M:769:ALA:C	2.53	0.47
3:M:149:GLN:CB	3:M:719:ASP:OD2	2.59	0.47
3:M:265:ILE:C	3:M:446:ASN:ND2	2.68	0.47
3:M:311:ASP:CB	3:M:312:TYR:CE1	2.98	0.47
3:M:546:THR:CG2	3:M:547:ASP:N	2.77	0.47
3:M:765:VAL:CG1	3:M:766:PHE:N	2.77	0.47
1:B:100:ALA:CB	3:M:816:ILE:HG12	2.44	0.47
2:C:116:GLU:O	3:M:795:ARG:NH2	2.48	0.47
3:M:154:HIS:CE1	3:M:156:PHE:CE2	3.02	0.47
3:M:229:LEU:HB3	3:M:246:PHE:CZ	2.49	0.47
3:M:346:ASP:O	3:M:350:ALA:N	2.45	0.47
3:M:510:TRP:CZ3	3:M:711:PHE:HZ	2.10	0.47
3:M:727:LEU:HA	3:M:786:ILE:N	2.30	0.47
2:C:63:ILE:HG23	2:C:64:THR:N	2.29	0.47

Continued on next page...

Continued from previous page...

Atom-1	Atom-2	Interatomic distance (Å)	Clash overlap (Å)
2:C:95:ASP:HB3	3:M:19:LYS:HB3	1.96	0.47
2:C:100:GLY:HA3	3:M:22:LYS:HD3	1.95	0.47
3:M:93:MET:HA	3:M:714:ARG:CA	1.99	0.47
3:M:265:ILE:C	3:M:446:ASN:ND2	2.68	0.47
3:M:311:ASP:CB	3:M:312:TYR:CE1	2.98	0.47
3:M:546:THR:CG2	3:M:547:ASP:N	2.77	0.47
1:B:15:VAL:HG21	1:B:86:GLU:HA	1.96	0.47
1:B:94:GLU:HB3	1:B:158:THR:HG21	1.96	0.47
2:C:63:ILE:HG23	2:C:64:THR:N	2.30	0.47
2:C:116:GLU:O	3:M:795:ARG:NH2	2.48	0.47
2:C:131:GLU:HB3	2:C:137:ILE:CG2	2.45	0.47
3:M:154:HIS:CE1	3:M:156:PHE:CE2	3.02	0.47
3:M:229:LEU:HB3	3:M:246:PHE:CZ	2.49	0.47
3:M:346:ASP:O	3:M:350:ALA:N	2.45	0.47
1:B:141:PRO:HB3	1:B:143:ASP:H	1.79	0.47
2:C:65:PHE:N	2:C:65:PHE:HD1	2.11	0.47
3:M:265:ILE:C	3:M:446:ASN:ND2	2.68	0.47
3:M:311:ASP:CB	3:M:312:TYR:CE1	2.98	0.47
3:M:546:THR:CG2	3:M:547:ASP:N	2.77	0.47
3:M:713:SER:HB2	3:M:772:LEU:HD22	1.96	0.47
3:M:265:ILE:C	3:M:446:ASN:ND2	2.68	0.47
3:M:311:ASP:CB	3:M:312:TYR:CE1	2.98	0.47
3:M:546:THR:CG2	3:M:547:ASP:N	2.77	0.47
2:C:63:ILE:HG23	2:C:64:THR:N	2.30	0.47
2:C:139:TYR:CE2	3:M:725:ARG:HD2	2.49	0.47
3:M:154:HIS:CE1	3:M:156:PHE:CE2	3.02	0.47
3:M:229:LEU:HB3	3:M:246:PHE:CZ	2.49	0.47
3:M:346:ASP:O	3:M:350:ALA:N	2.45	0.47
1:B:36:GLN:NE2	1:B:46:ASP:HA	2.30	0.47
1:B:87:LYS:HD3	3:M:829:TRP:CE3	2.47	0.47
1:B:94:GLU:HB3	1:B:158:THR:HG21	1.96	0.47
2:C:130:GLN:HB3	2:C:142:PHE:HE2	1.79	0.47
3:M:154:HIS:CE1	3:M:156:PHE:CE2	3.02	0.47
3:M:229:LEU:HB3	3:M:246:PHE:CZ	2.49	0.47
3:M:346:ASP:O	3:M:350:ALA:N	2.45	0.47
3:M:723:ARG:HH11	3:M:723:ARG:HG3	1.79	0.47
3:M:765:VAL:CG1	3:M:766:PHE:N	2.77	0.47
2:C:63:ILE:HG23	2:C:64:THR:N	2.30	0.47
2:C:65:PHE:N	2:C:65:PHE:HD1	2.11	0.47
3:M:265:ILE:C	3:M:446:ASN:ND2	2.68	0.47
3:M:311:ASP:CB	3:M:312:TYR:CE1	2.98	0.47

Continued on next page...

Continued from previous page...

Atom-1	Atom-2	Interatomic distance (Å)	Clash overlap (Å)
3:M:546:THR:CG2	3:M:547:ASP:N	2.77	0.47
3:M:715:VAL:HG11	3:M:720:PHE:CD1	2.49	0.47
2:C:92:ARG:CZ	3:M:736:GLN:CG	2.93	0.47
1:B:36:GLN:NE2	1:B:46:ASP:HA	2.30	0.47
1:B:48:ARG:HE	1:B:64:LEU:HD13	1.80	0.47
3:M:173:GLN:OE1	3:M:668:HIS:HB3	2.13	0.47
3:M:272:LYS:HD3	3:M:649:VAL:HG22	1.65	0.47
3:M:428:ALA:C	3:M:601:ASP:CB	2.82	0.47
3:M:715:VAL:CG1	3:M:720:PHE:HB2	2.45	0.47
3:M:715:VAL:HG11	3:M:720:PHE:CD1	2.49	0.47
1:B:36:GLN:NE2	1:B:46:ASP:HA	2.30	0.47
3:M:35:LYS:HE2	3:M:780:ASP:OD2	2.15	0.47
3:M:805:ARG:CA	3:M:808:GLU:CA	2.89	0.47
3:M:783:LEU:HA	3:M:786:ILE:HB	1.96	0.47
3:M:30:LYS:HB2	3:M:31:PRO:HD2	1.97	0.47
3:M:237:THR:HG22	3:M:238:VAL:N	2.28	0.47
3:M:354:LEU:HD12	3:M:354:LEU:HA	1.56	0.47
3:M:436:LYS:CE	3:M:652:LEU:HD11	2.45	0.47
3:M:689:GLU:O	3:M:689:GLU:HG2	2.14	0.47
3:M:701:LEU:HD12	3:M:701:LEU:HA	1.55	0.47
3:M:739:ASP:O	3:M:743:ALA:HB2	2.15	0.47
3:M:783:LEU:HA	3:M:786:ILE:HB	1.97	0.47
2:C:131:GLU:HB3	2:C:137:ILE:CG2	2.45	0.47
3:M:30:LYS:HB2	3:M:31:PRO:HD2	1.97	0.47
3:M:237:THR:HG22	3:M:238:VAL:N	2.28	0.47
3:M:354:LEU:HD12	3:M:354:LEU:HA	1.56	0.47
3:M:436:LYS:CE	3:M:652:LEU:HD11	2.45	0.47
3:M:689:GLU:O	3:M:689:GLU:HG2	2.14	0.47
3:M:701:LEU:HD12	3:M:701:LEU:HA	1.55	0.47
3:M:30:LYS:HB2	3:M:31:PRO:HD2	1.97	0.47
3:M:271:GLU:HG2	3:M:476:GLU:HG2	1.89	0.47
3:M:803:TYR:O	3:M:807:VAL:N	2.48	0.47
3:M:30:LYS:HB2	3:M:31:PRO:HD2	1.97	0.47
3:M:237:THR:HG22	3:M:238:VAL:N	2.28	0.47
3:M:354:LEU:HD12	3:M:354:LEU:HA	1.56	0.47
3:M:436:LYS:CE	3:M:652:LEU:HD11	2.45	0.47
3:M:689:GLU:O	3:M:689:GLU:HG2	2.14	0.47
3:M:701:LEU:HD12	3:M:701:LEU:HA	1.55	0.47
3:M:739:ASP:O	3:M:743:ALA:HB2	2.15	0.47
1:B:36:GLN:NE2	1:B:46:ASP:HA	2.30	0.47
2:C:109:HIS:CE1	3:M:19:LYS:NZ	2.83	0.47

Continued on next page...

Continued from previous page...

Atom-1	Atom-2	Interatomic distance (Å)	Clash overlap (Å)
3:M:22:LYS:O	3:M:26:GLU:HG3	2.07	0.47
3:M:30:LYS:HB2	3:M:31:PRO:HD2	1.97	0.47
3:M:237:THR:HG22	3:M:238:VAL:N	2.28	0.47
3:M:354:LEU:HD12	3:M:354:LEU:HA	1.56	0.47
3:M:436:LYS:CE	3:M:652:LEU:HD11	2.45	0.47
3:M:689:GLU:O	3:M:689:GLU:HG2	2.14	0.47
3:M:701:LEU:HD12	3:M:701:LEU:HA	1.55	0.47
3:M:838:ILE:C	3:M:840:PRO:HD2	2.34	0.47
2:C:130:GLN:HB3	2:C:142:PHE:HE2	1.79	0.47
3:M:30:LYS:HB2	3:M:31:PRO:HD2	1.97	0.47
3:M:271:GLU:HG2	3:M:476:GLU:HG2	1.89	0.47
3:M:723:ARG:HH11	3:M:723:ARG:HG3	1.79	0.47
1:B:70:GLU:OE2	3:M:829:TRP:NE1	2.36	0.47
2:C:50:LEU:CD1	2:C:71:MET:SD	3.02	0.47
3:M:30:LYS:HB2	3:M:31:PRO:HD2	1.97	0.47
3:M:237:THR:HG22	3:M:238:VAL:N	2.28	0.47
3:M:354:LEU:HD12	3:M:354:LEU:HA	1.56	0.47
3:M:436:LYS:CE	3:M:652:LEU:HD11	2.45	0.47
3:M:689:GLU:O	3:M:689:GLU:HG2	2.14	0.47
3:M:701:LEU:HD12	3:M:701:LEU:HA	1.55	0.47
3:M:30:LYS:HB2	3:M:31:PRO:HD2	1.97	0.47
3:M:271:GLU:HG2	3:M:476:GLU:HG2	1.89	0.47
3:M:723:ARG:HH11	3:M:723:ARG:HG3	1.79	0.47
1:B:94:GLU:HB3	1:B:158:THR:HG21	1.96	0.47
3:M:30:LYS:HB2	3:M:31:PRO:HD2	1.97	0.47
3:M:237:THR:HG22	3:M:238:VAL:N	2.28	0.47
3:M:354:LEU:HD12	3:M:354:LEU:HA	1.56	0.47
3:M:436:LYS:CE	3:M:652:LEU:HD11	2.45	0.47
3:M:689:GLU:O	3:M:689:GLU:HG2	2.14	0.47
3:M:701:LEU:HD12	3:M:701:LEU:HA	1.55	0.47
1:B:36:GLN:NE2	1:B:46:ASP:HA	2.30	0.47
1:B:144:VAL:CA	1:B:148:VAL:HA	2.36	0.47
3:M:30:LYS:HB2	3:M:31:PRO:HD2	1.97	0.47
3:M:237:THR:HG22	3:M:238:VAL:N	2.28	0.47
3:M:354:LEU:HD12	3:M:354:LEU:HA	1.56	0.47
3:M:436:LYS:CE	3:M:652:LEU:HD11	2.45	0.47
3:M:689:GLU:O	3:M:689:GLU:HG2	2.14	0.47
3:M:701:LEU:HD12	3:M:701:LEU:HA	1.55	0.47
3:M:739:ASP:O	3:M:743:ALA:HB2	2.15	0.47
3:M:30:LYS:HB2	3:M:31:PRO:HD2	1.97	0.47
3:M:271:GLU:HG2	3:M:476:GLU:HG2	1.89	0.47

Continued on next page...

Continued from previous page...

Atom-1	Atom-2	Interatomic distance (Å)	Clash overlap (Å)
2:C:63:ILE:HG23	2:C:64:THR:N	2.30	0.47
3:M:30:LYS:HB2	3:M:31:PRO:HD2	1.97	0.47
3:M:271:GLU:HG2	3:M:476:GLU:HG2	1.89	0.47
3:M:30:LYS:HB2	3:M:31:PRO:HD2	1.97	0.47
3:M:237:THR:HG22	3:M:238:VAL:N	2.28	0.47
3:M:354:LEU:HD12	3:M:354:LEU:HA	1.56	0.47
3:M:436:LYS:CE	3:M:652:LEU:HD11	2.45	0.47
3:M:689:GLU:O	3:M:689:GLU:HG2	2.14	0.47
3:M:701:LEU:HD12	3:M:701:LEU:HA	1.55	0.47
3:M:739:ASP:O	3:M:743:ALA:HB2	2.15	0.47
2:C:130:GLN:HB3	2:C:142:PHE:HE2	1.79	0.47
3:M:42:HIS:O	3:M:45:GLU:O	2.33	0.47
3:M:42:HIS:O	3:M:45:GLU:O	2.33	0.47
3:M:783:LEU:HA	3:M:786:ILE:HB	1.96	0.47
1:B:15:VAL:HG21	1:B:86:GLU:HA	1.96	0.47
3:M:42:HIS:O	3:M:45:GLU:O	2.33	0.47
3:M:400:ALA:HB1	3:M:606:THR:CG2	2.45	0.47
3:M:701:LEU:HA	3:M:701:LEU:HD12	1.55	0.47
1:B:94:GLU:HB3	1:B:158:THR:HG21	1.96	0.47
2:C:116:GLU:O	3:M:795:ARG:NH2	2.48	0.47
3:M:42:HIS:O	3:M:45:GLU:O	2.33	0.47
2:C:102:VAL:HG22	3:M:7:MET:O	2.14	0.47
3:M:42:HIS:O	3:M:45:GLU:O	2.33	0.47
3:M:759:ARG:O	3:M:766:PHE:N	2.32	0.47
3:M:804:ARG:O	3:M:808:GLU:CD	2.53	0.47
1:B:84:PHE:CD2	3:M:829:TRP:HH2	2.28	0.47
2:C:146:ILE:O	3:M:797:PHE:CD1	2.67	0.47
3:M:42:HIS:O	3:M:45:GLU:O	2.33	0.47
3:M:783:LEU:N	3:M:783:LEU:CD1	2.78	0.47
3:M:42:HIS:O	3:M:45:GLU:O	2.33	0.47
3:M:779:ARG:CG	3:M:783:LEU:HD11	2.44	0.47
3:M:838:ILE:C	3:M:840:PRO:HD2	2.34	0.47
2:C:130:GLN:HB3	2:C:142:PHE:HE2	1.79	0.47
3:M:52:ILE:N	3:M:52:ILE:CD1	2.77	0.47
3:M:406:VAL:CG1	3:M:407:LYS:H	2.28	0.47
3:M:713:SER:HB2	3:M:772:LEU:HD22	1.96	0.47
3:M:765:VAL:CG1	3:M:766:PHE:N	2.77	0.47
3:M:783:LEU:CD1	3:M:783:LEU:N	2.78	0.47
3:M:52:ILE:N	3:M:52:ILE:CD1	2.77	0.47
3:M:406:VAL:CG1	3:M:407:LYS:H	2.28	0.47
3:M:805:ARG:C	3:M:809:ARG:HD2	2.35	0.47

Continued on next page...

Continued from previous page...

Atom-1	Atom-2	Interatomic distance (Å)	Clash overlap (Å)
2:C:131:GLU:HB3	2:C:137:ILE:CG2	2.45	0.47
3:M:106:LEU:HD12	3:M:117:THR:HG21	1.96	0.47
3:M:496:PHE:CE2	3:M:514:ASP:HA	2.50	0.47
3:M:519:LEU:N	3:M:519:LEU:CD1	2.77	0.47
3:M:564:ASN:HD22	3:M:582:VAL:HB	1.79	0.47
3:M:783:LEU:N	3:M:783:LEU:CD1	2.78	0.47
3:M:783:LEU:HA	3:M:786:ILE:HB	1.96	0.47
3:M:52:ILE:N	3:M:52:ILE:CD1	2.77	0.47
3:M:406:VAL:CG1	3:M:407:LYS:H	2.28	0.47
3:M:713:SER:HB2	3:M:772:LEU:HD22	1.96	0.47
3:M:765:VAL:CG1	3:M:766:PHE:N	2.77	0.47
2:C:63:ILE:HG23	2:C:64:THR:N	2.30	0.47
3:M:52:ILE:N	3:M:52:ILE:CD1	2.77	0.47
3:M:406:VAL:CG1	3:M:407:LYS:H	2.28	0.47
1:B:144:VAL:CA	1:B:148:VAL:HA	2.36	0.47
2:C:146:ILE:O	3:M:797:PHE:CD1	2.67	0.47
3:M:106:LEU:HD12	3:M:117:THR:HG21	1.96	0.47
3:M:496:PHE:CE2	3:M:514:ASP:HA	2.50	0.47
3:M:519:LEU:N	3:M:519:LEU:CD1	2.77	0.47
3:M:564:ASN:HD22	3:M:582:VAL:HB	1.79	0.47
3:M:725:ARG:HH22	3:M:736:GLN:HE21	1.26	0.47
3:M:727:LEU:HG	3:M:782:LYS:O	2.15	0.47
3:M:52:ILE:N	3:M:52:ILE:CD1	2.77	0.47
3:M:406:VAL:CG1	3:M:407:LYS:H	2.28	0.47
3:M:714:ARG:HD3	3:M:766:PHE:CE2	2.50	0.47
2:C:17:PHE:CD2	3:M:806:MET:SD	2.98	0.47
3:M:106:LEU:HD12	3:M:117:THR:HG21	1.96	0.47
3:M:496:PHE:CE2	3:M:514:ASP:HA	2.50	0.47
3:M:519:LEU:N	3:M:519:LEU:CD1	2.77	0.47
3:M:564:ASN:HD22	3:M:582:VAL:HB	1.79	0.47
3:M:717:TYR:HB3	3:M:740:SER:O	2.13	0.47
2:C:130:GLN:HB3	2:C:142:PHE:HE2	1.79	0.47
3:M:52:ILE:N	3:M:52:ILE:CD1	2.77	0.47
3:M:406:VAL:CG1	3:M:407:LYS:H	2.28	0.47
3:M:52:ILE:N	3:M:52:ILE:CD1	2.77	0.47
3:M:406:VAL:CG1	3:M:407:LYS:H	2.28	0.47
3:M:713:SER:HB2	3:M:772:LEU:HD22	1.96	0.47
3:M:765:VAL:CG1	3:M:766:PHE:N	2.77	0.47
3:M:783:LEU:HA	3:M:786:ILE:HB	1.97	0.47
1:B:100:ALA:CB	3:M:816:ILE:HG12	2.44	0.47
1:B:128:PHE:CD1	3:M:817:GLN:CG	2.96	0.47

Continued on next page...

Continued from previous page...

Atom-1	Atom-2	Interatomic distance (Å)	Clash overlap (Å)
2:C:50:LEU:CD1	2:C:71:MET:SD	3.02	0.47
3:M:106:LEU:HD12	3:M:117:THR:HG21	1.96	0.47
3:M:496:PHE:CE2	3:M:514:ASP:HA	2.50	0.47
3:M:519:LEU:N	3:M:519:LEU:CD1	2.77	0.47
3:M:564:ASN:HD22	3:M:582:VAL:HB	1.79	0.47
3:M:723:ARG:HH11	3:M:723:ARG:HG3	1.79	0.47
3:M:726:VAL:CG1	3:M:783:LEU:O	2.62	0.47
3:M:106:LEU:HD12	3:M:117:THR:HG21	1.96	0.47
3:M:496:PHE:CE2	3:M:514:ASP:HA	2.50	0.47
3:M:519:LEU:N	3:M:519:LEU:CD1	2.77	0.47
3:M:564:ASN:HD22	3:M:582:VAL:HB	1.79	0.47
2:C:130:GLN:HB3	2:C:142:PHE:HE2	1.79	0.47
3:M:52:ILE:N	3:M:52:ILE:CD1	2.77	0.47
3:M:406:VAL:CG1	3:M:407:LYS:H	2.28	0.47
3:M:713:SER:HB2	3:M:772:LEU:HD22	1.96	0.47
3:M:765:VAL:CG1	3:M:766:PHE:N	2.77	0.47
2:C:88:VAL:CG2	3:M:746:LYS:HG2	2.44	0.47
2:C:110:VAL:HG12	3:M:787:ILE:HD11	1.95	0.47
3:M:499:GLU:HA	3:M:499:GLU:OE1	2.13	0.47
1:B:128:PHE:CD1	3:M:817:GLN:CG	2.96	0.47
3:M:499:GLU:HA	3:M:499:GLU:OE1	2.13	0.47
3:M:188:ASN:ND2	3:M:674:CYS:SG	2.88	0.47
3:M:346:ASP:O	3:M:350:ALA:N	2.45	0.47
1:B:15:VAL:HG21	1:B:86:GLU:HA	1.96	0.47
3:M:499:GLU:HA	3:M:499:GLU:OE1	2.13	0.47
3:M:783:LEU:CD1	3:M:783:LEU:N	2.78	0.47
2:C:146:ILE:O	3:M:797:PHE:CD1	2.67	0.47
3:M:21:GLU:C	3:M:783:LEU:HG	2.35	0.47
3:M:24:ARG:O	3:M:780:ASP:C	2.49	0.47
3:M:499:GLU:OE1	3:M:499:GLU:HA	2.13	0.47
3:M:499:GLU:HA	3:M:499:GLU:OE1	2.13	0.47
3:M:499:GLU:HA	3:M:499:GLU:OE1	2.13	0.47
3:M:578:HIS:O	3:M:579:PHE:HB3	2.15	0.47
1:B:84:PHE:CD2	3:M:829:TRP:HH2	2.29	0.47
3:M:578:HIS:O	3:M:579:PHE:HB3	2.15	0.47
3:M:715:VAL:CG1	3:M:720:PHE:HB2	2.45	0.47
1:B:100:ALA:CB	3:M:816:ILE:HG12	2.44	0.47
3:M:220:ASP:O	3:M:224:SER:N	2.30	0.47
1:B:36:GLN:NE2	1:B:46:ASP:HA	2.30	0.47
2:C:63:ILE:HG23	2:C:64:THR:N	2.29	0.47
3:M:578:HIS:O	3:M:579:PHE:HB3	2.15	0.47

Continued on next page...

Continued from previous page...

Atom-1	Atom-2	Interatomic distance (Å)	Clash overlap (Å)
2:C:102:VAL:HB	2:C:137:ILE:CG1	2.44	0.47
3:M:578:HIS:O	3:M:579:PHE:HB3	2.15	0.47
3:M:220:ASP:O	3:M:224:SER:N	2.30	0.47
3:M:709:LYS:CA	3:M:710:GLY:N	2.75	0.47
3:M:578:HIS:O	3:M:579:PHE:HB3	2.15	0.47
3:M:715:VAL:CG1	3:M:720:PHE:HB2	2.45	0.47
3:M:739:ASP:O	3:M:743:ALA:HB2	2.15	0.47
3:M:220:ASP:O	3:M:224:SER:N	2.30	0.47
3:M:578:HIS:O	3:M:579:PHE:HB3	2.15	0.47
3:M:578:HIS:O	3:M:579:PHE:HB3	2.15	0.47
1:B:36:GLN:NE2	1:B:46:ASP:HA	2.30	0.47
3:M:220:ASP:O	3:M:224:SER:N	2.30	0.47
3:M:735:GLY:CA	3:M:738:MET:CE	2.89	0.47
3:M:765:VAL:CG1	3:M:766:PHE:N	2.77	0.47
2:C:146:ILE:O	3:M:797:PHE:CD1	2.67	0.47
3:M:220:ASP:O	3:M:224:SER:N	2.30	0.47
3:M:578:HIS:O	3:M:579:PHE:HB3	2.15	0.47
1:B:128:PHE:HZ	3:M:821:ARG:CZ	2.14	0.46
2:C:139:TYR:N	3:M:738:MET:CB	2.72	0.46
3:M:136:ASN:HA	3:M:137:PRO:HD3	1.49	0.46
3:M:266:GLU:C	3:M:442:VAL:HG11	2.27	0.46
3:M:374:GLN:NE2	3:M:403:TYR:CE1	2.83	0.46
3:M:406:VAL:CG1	3:M:407:LYS:N	2.77	0.46
3:M:714:ARG:HD3	3:M:766:PHE:CE2	2.50	0.46
3:M:715:VAL:CG1	3:M:720:PHE:HB2	2.45	0.46
3:M:136:ASN:HA	3:M:137:PRO:HD3	1.49	0.46
3:M:266:GLU:C	3:M:442:VAL:HG11	2.27	0.46
3:M:374:GLN:NE2	3:M:403:TYR:CE1	2.83	0.46
3:M:406:VAL:CG1	3:M:407:LYS:N	2.77	0.46
3:M:524:GLU:HB3	3:M:528:LYS:HG3	1.96	0.46
3:M:802:GLU:OE2	3:M:809:ARG:CZ	2.58	0.46
1:B:48:ARG:HE	1:B:64:LEU:HD13	1.80	0.46
1:B:84:PHE:CD2	3:M:829:TRP:HH2	2.28	0.46
2:C:131:GLU:HB3	2:C:137:ILE:CG2	2.44	0.46
3:M:136:ASN:HA	3:M:137:PRO:HD3	1.49	0.46
3:M:266:GLU:C	3:M:442:VAL:HG11	2.27	0.46
3:M:374:GLN:NE2	3:M:403:TYR:CE1	2.83	0.46
3:M:406:VAL:CG1	3:M:407:LYS:N	2.77	0.46
1:B:124:GLN:NE2	2:C:16:LEU:O	2.48	0.46
3:M:25:ILE:C	3:M:781:ASP:O	2.53	0.46
3:M:136:ASN:HA	3:M:137:PRO:HD3	1.49	0.46

Continued on next page...

Continued from previous page...

Atom-1	Atom-2	Interatomic distance (Å)	Clash overlap (Å)
3:M:266:GLU:C	3:M:442:VAL:HG11	2.27	0.46
3:M:374:GLN:NE2	3:M:403:TYR:CE1	2.83	0.46
3:M:406:VAL:CG1	3:M:407:LYS:N	2.77	0.46
3:M:505:LYS:HZ2	3:M:763:THR:N	2.13	0.46
3:M:136:ASN:HA	3:M:137:PRO:HD3	1.49	0.46
3:M:266:GLU:C	3:M:442:VAL:HG11	2.27	0.46
3:M:374:GLN:NE2	3:M:403:TYR:CE1	2.83	0.46
3:M:406:VAL:CG1	3:M:407:LYS:N	2.77	0.46
3:M:739:ASP:O	3:M:743:ALA:HB2	2.15	0.46
2:C:116:GLU:O	3:M:795:ARG:NH2	2.48	0.46
3:M:136:ASN:HA	3:M:137:PRO:HD3	1.49	0.46
3:M:266:GLU:C	3:M:442:VAL:HG11	2.27	0.46
3:M:374:GLN:NE2	3:M:403:TYR:CE1	2.83	0.46
3:M:406:VAL:CG1	3:M:407:LYS:N	2.77	0.46
2:C:94:PHE:HE2	3:M:783:LEU:HD23	1.78	0.46
2:C:102:VAL:HB	2:C:137:ILE:CG1	2.44	0.46
3:M:154:HIS:CE1	3:M:156:PHE:CE2	3.02	0.46
3:M:726:VAL:CG1	3:M:786:ILE:CD1	2.90	0.46
3:M:154:HIS:CE1	3:M:156:PHE:CE2	3.02	0.46
3:M:714:ARG:HD3	3:M:766:PHE:CE2	2.50	0.46
2:C:130:GLN:HB3	2:C:142:PHE:HE2	1.79	0.46
3:M:406:VAL:CG1	3:M:407:LYS:N	2.77	0.46
3:M:154:HIS:CE1	3:M:156:PHE:CE2	3.02	0.46
3:M:798:LEU:HA	3:M:798:LEU:HD12	1.36	0.46
1:B:48:ARG:HE	1:B:64:LEU:HD13	1.80	0.46
3:M:154:HIS:CE1	3:M:156:PHE:CE2	3.02	0.46
3:M:406:VAL:CG1	3:M:407:LYS:N	2.77	0.46
3:M:715:VAL:HG11	3:M:720:PHE:CD1	2.50	0.46
2:C:130:GLN:HB3	2:C:142:PHE:HE2	1.79	0.46
3:M:154:HIS:CE1	3:M:156:PHE:CE2	3.02	0.46
2:C:102:VAL:HB	2:C:137:ILE:CG1	2.44	0.46
3:M:406:VAL:CG1	3:M:407:LYS:N	2.77	0.46
3:M:739:ASP:O	3:M:743:ALA:HB2	2.15	0.46
3:M:154:HIS:CE1	3:M:156:PHE:CE2	3.02	0.46
3:M:765:VAL:CG1	3:M:766:PHE:N	2.77	0.46
2:C:146:ILE:O	3:M:797:PHE:CD1	2.67	0.46
3:M:154:HIS:CE1	3:M:156:PHE:CE2	3.02	0.46
2:C:149:VAL:HG22	3:M:797:PHE:CE1	2.44	0.46
3:M:406:VAL:CG1	3:M:407:LYS:N	2.77	0.46
3:M:727:LEU:CD2	3:M:782:LYS:O	2.64	0.46
3:M:406:VAL:CG1	3:M:407:LYS:N	2.77	0.46

Continued on next page...

Continued from previous page...

Atom-1	Atom-2	Interatomic distance (Å)	Clash overlap (Å)
3:M:739:ASP:O	3:M:743:ALA:HB2	2.15	0.46
3:M:154:HIS:CE1	3:M:156:PHE:CE2	3.02	0.46
2:C:65:PHE:N	2:C:65:PHE:HD1	2.11	0.46
3:M:431:LYS:CE	3:M:601:ASP:H	2.28	0.46
3:M:431:LYS:CE	3:M:601:ASP:H	2.28	0.46
3:M:783:LEU:CD1	3:M:783:LEU:N	2.78	0.46
3:M:374:GLN:NE2	3:M:403:TYR:CE1	2.83	0.46
3:M:510:TRP:CH2	3:M:767:PHE:N	2.83	0.46
2:C:63:ILE:HG23	2:C:64:THR:N	2.29	0.46
3:M:431:LYS:CE	3:M:601:ASP:H	2.28	0.46
3:M:765:VAL:CG1	3:M:766:PHE:N	2.77	0.46
2:C:136:CYS:SG	3:M:138:LYS:HB2	2.55	0.46
3:M:431:LYS:CE	3:M:601:ASP:H	2.28	0.46
3:M:787:ILE:HG22	3:M:788:THR:N	2.06	0.46
1:B:15:VAL:HG21	1:B:86:GLU:HA	1.96	0.46
2:C:93:VAL:HG21	3:M:726:VAL:HG22	1.98	0.46
3:M:431:LYS:CE	3:M:601:ASP:H	2.28	0.46
1:B:140:PHE:O	1:B:144:VAL:HB	2.16	0.46
3:M:431:LYS:CE	3:M:601:ASP:H	2.28	0.46
1:B:48:ARG:HE	1:B:64:LEU:HD13	1.80	0.46
1:B:48:ARG:HE	1:B:64:LEU:HD13	1.80	0.46
1:B:101:PHE:HE2	3:M:816:ILE:CD1	2.17	0.46
3:M:311:ASP:CB	3:M:312:TYR:CE1	2.98	0.46
3:M:568:PRO:HG2	3:M:577:ALA:O	2.16	0.46
1:B:15:VAL:HG21	1:B:86:GLU:HA	1.96	0.46
3:M:713:SER:HB2	3:M:772:LEU:HD22	1.96	0.46
3:M:735:GLY:HA2	3:M:738:MET:HE1	1.96	0.46
2:C:140:GLU:HB3	3:M:738:MET:HB2	1.96	0.46
3:M:311:ASP:CB	3:M:312:TYR:CE1	2.98	0.46
3:M:568:PRO:HG2	3:M:577:ALA:O	2.16	0.46
2:C:93:VAL:HG21	3:M:726:VAL:HG22	1.97	0.46
3:M:311:ASP:CB	3:M:312:TYR:CE1	2.98	0.46
3:M:568:PRO:HG2	3:M:577:ALA:O	2.16	0.46
3:M:810:ARG:HG2	3:M:810:ARG:NH1	2.29	0.46
2:C:63:ILE:HG23	2:C:64:THR:N	2.30	0.46
2:C:110:VAL:HG12	3:M:787:ILE:HD11	1.95	0.46
3:M:311:ASP:CB	3:M:312:TYR:CE1	2.98	0.46
3:M:568:PRO:HG2	3:M:577:ALA:O	2.16	0.46
3:M:713:SER:HB2	3:M:772:LEU:HD22	1.96	0.46
1:B:128:PHE:CD1	3:M:817:GLN:CG	2.96	0.46
3:M:311:ASP:CB	3:M:312:TYR:CE1	2.98	0.46

Continued on next page...

Continued from previous page...

Atom-1	Atom-2	Interatomic distance (Å)	Clash overlap (Å)
3:M:568:PRO:HG2	3:M:577:ALA:O	2.16	0.46
3:M:713:SER:HB2	3:M:772:LEU:HD22	1.96	0.46
1:B:140:PHE:O	1:B:144:VAL:HB	2.16	0.46
2:C:116:GLU:O	3:M:795:ARG:NH2	2.48	0.46
3:M:779:ARG:CG	3:M:783:LEU:HD11	2.45	0.46
1:B:48:ARG:HE	1:B:64:LEU:HD13	1.80	0.46
1:B:100:ALA:CB	3:M:816:ILE:HG12	2.44	0.46
2:C:139:TYR:CE1	3:M:721:LYS:CE	2.98	0.46
2:C:144:LYS:N	3:M:733:PRO:CD	2.77	0.46
3:M:449:LEU:HD12	3:M:449:LEU:HA	1.60	0.46
3:M:506:GLU:O	3:M:762:HIS:CD2	2.67	0.46
3:M:524:GLU:HB3	3:M:528:LYS:HG3	1.96	0.46
3:M:725:ARG:HH21	3:M:736:GLN:NE2	2.03	0.46
1:B:144:VAL:CA	1:B:148:VAL:HA	2.36	0.46
2:C:116:GLU:O	3:M:795:ARG:NH2	2.48	0.46
3:M:449:LEU:HD12	3:M:449:LEU:HA	1.60	0.46
3:M:524:GLU:HB3	3:M:528:LYS:HG3	1.96	0.46
3:M:715:VAL:CG1	3:M:720:PHE:HB2	2.45	0.46
1:B:144:VAL:CA	1:B:148:VAL:HA	2.36	0.46
2:C:116:GLU:O	3:M:795:ARG:NH2	2.48	0.46
3:M:431:LYS:CE	3:M:601:ASP:H	2.28	0.46
3:M:695:LEU:HB3	3:M:701:LEU:HD22	1.97	0.46
3:M:449:LEU:HD12	3:M:449:LEU:HA	1.60	0.46
3:M:524:GLU:HB3	3:M:528:LYS:HG3	1.96	0.46
3:M:714:ARG:HD3	3:M:766:PHE:CE2	2.50	0.46
1:B:140:PHE:O	1:B:144:VAL:HB	2.16	0.46
3:M:24:ARG:O	3:M:780:ASP:CA	2.63	0.46
3:M:449:LEU:HD12	3:M:449:LEU:HA	1.60	0.46
3:M:524:GLU:HB3	3:M:528:LYS:HG3	1.96	0.46
3:M:449:LEU:HD12	3:M:449:LEU:HA	1.60	0.46
3:M:524:GLU:HB3	3:M:528:LYS:HG3	1.96	0.46
1:B:36:GLN:CD	1:B:46:ASP:HA	2.36	0.46
2:C:146:ILE:O	3:M:797:PHE:CD1	2.67	0.46
3:M:449:LEU:HD12	3:M:449:LEU:HA	1.60	0.46
3:M:524:GLU:HB3	3:M:528:LYS:HG3	1.96	0.46
3:M:715:VAL:CG1	3:M:720:PHE:HB2	2.45	0.46
1:B:141:PRO:HB3	1:B:143:ASP:H	1.79	0.46
3:M:431:LYS:CE	3:M:601:ASP:H	2.28	0.46
3:M:436:LYS:NZ	3:M:647:GLN:CD	2.69	0.46
3:M:695:LEU:HB3	3:M:701:LEU:HD22	1.97	0.46
1:B:128:PHE:HZ	3:M:821:ARG:NH1	2.10	0.46

Continued on next page...

Continued from previous page...

Atom-1	Atom-2	Interatomic distance (Å)	Clash overlap (Å)
3:M:431:LYS:CE	3:M:601:ASP:H	2.28	0.46
3:M:436:LYS:NZ	3:M:647:GLN:CD	2.69	0.46
3:M:695:LEU:HB3	3:M:701:LEU:HD22	1.97	0.46
3:M:739:ASP:O	3:M:743:ALA:HB2	2.15	0.46
3:M:783:LEU:HA	3:M:786:ILE:HB	1.96	0.46
1:B:36:GLN:NE2	1:B:46:ASP:HA	2.30	0.46
2:C:63:ILE:HG23	2:C:64:THR:N	2.30	0.46
3:M:122:PHE:CE2	3:M:700:VAL:HA	2.50	0.46
2:C:110:VAL:HG23	3:M:29:ASN:HD21	1.80	0.46
2:C:116:GLU:O	3:M:795:ARG:NH2	2.48	0.46
3:M:431:LYS:CE	3:M:601:ASP:H	2.28	0.46
3:M:436:LYS:NZ	3:M:647:GLN:CD	2.69	0.46
3:M:695:LEU:HB3	3:M:701:LEU:HD22	1.97	0.46
3:M:783:LEU:CD1	3:M:783:LEU:N	2.78	0.46
3:M:793:ARG:O	3:M:797:PHE:N	2.39	0.46
1:B:15:VAL:HG21	1:B:86:GLU:HA	1.96	0.46
3:M:431:LYS:CE	3:M:601:ASP:H	2.28	0.46
3:M:436:LYS:NZ	3:M:647:GLN:CD	2.69	0.46
3:M:695:LEU:HB3	3:M:701:LEU:HD22	1.97	0.46
3:M:707:CYS:HB3	3:M:712:PRO:CA	2.40	0.46
3:M:715:VAL:CG1	3:M:720:PHE:HB2	2.45	0.46
3:M:783:LEU:HA	3:M:786:ILE:HB	1.97	0.46
3:M:122:PHE:CE2	3:M:700:VAL:HA	2.50	0.46
3:M:32:PHE:HA	3:M:781:ASP:CA	2.45	0.46
3:M:85:TYR:CE1	3:M:715:VAL:HG21	2.50	0.46
3:M:431:LYS:CE	3:M:601:ASP:H	2.28	0.46
3:M:436:LYS:NZ	3:M:647:GLN:CD	2.69	0.46
3:M:695:LEU:HB3	3:M:701:LEU:HD22	1.97	0.46
3:M:122:PHE:CE2	3:M:700:VAL:HA	2.50	0.46
1:B:48:ARG:HE	1:B:64:LEU:HD13	1.80	0.46
3:M:431:LYS:CE	3:M:601:ASP:H	2.28	0.46
3:M:436:LYS:NZ	3:M:647:GLN:CD	2.69	0.46
3:M:695:LEU:HB3	3:M:701:LEU:HD22	1.97	0.46
3:M:723:ARG:HH11	3:M:723:ARG:HG3	1.79	0.46
1:B:36:GLN:CD	1:B:46:ASP:HA	2.36	0.46
3:M:431:LYS:CE	3:M:601:ASP:H	2.28	0.46
3:M:436:LYS:NZ	3:M:647:GLN:CD	2.69	0.46
3:M:695:LEU:HB3	3:M:701:LEU:HD22	1.97	0.46
2:C:131:GLU:HB3	2:C:137:ILE:CG2	2.45	0.46
3:M:122:PHE:CE2	3:M:700:VAL:HA	2.50	0.46
3:M:727:LEU:HG	3:M:782:LYS:O	2.15	0.46

Continued on next page...

Continued from previous page...

Atom-1	Atom-2	Interatomic distance (Å)	Clash overlap (Å)
3:M:122:PHE:CE2	3:M:700:VAL:HA	2.50	0.46
3:M:510:TRP:CE3	3:M:711:PHE:CG	2.75	0.46
3:M:779:ARG:C	3:M:780:ASP:C	2.74	0.46
1:B:36:GLN:CD	1:B:46:ASP:HA	2.36	0.46
2:C:89:GLU:OE1	3:M:729:ALA:O	2.33	0.46
3:M:431:LYS:CE	3:M:601:ASP:H	2.28	0.46
3:M:436:LYS:NZ	3:M:647:GLN:CD	2.69	0.46
3:M:695:LEU:HB3	3:M:701:LEU:HD22	1.97	0.46
1:B:36:GLN:NE2	1:B:46:ASP:HA	2.30	0.46
2:C:63:ILE:HG23	2:C:64:THR:N	2.30	0.46
2:C:93:VAL:HG11	3:M:724:TYR:CB	1.55	0.46
3:M:221:GLN:H	3:M:221:GLN:HG2	1.49	0.46
3:M:496:PHE:CE2	3:M:514:ASP:HA	2.50	0.46
3:M:519:LEU:N	3:M:519:LEU:CD1	2.77	0.46
3:M:578:HIS:O	3:M:579:PHE:HB3	2.15	0.46
3:M:221:GLN:H	3:M:221:GLN:HG2	1.49	0.46
3:M:496:PHE:CE2	3:M:514:ASP:HA	2.50	0.46
3:M:519:LEU:N	3:M:519:LEU:CD1	2.77	0.46
3:M:578:HIS:O	3:M:579:PHE:HB3	2.15	0.46
1:B:94:GLU:HB3	1:B:158:THR:HG21	1.96	0.46
3:M:266:GLU:C	3:M:442:VAL:HG11	2.27	0.46
3:M:510:TRP:CZ2	3:M:766:PHE:HB3	2.47	0.46
3:M:221:GLN:H	3:M:221:GLN:HG2	1.49	0.46
3:M:496:PHE:CE2	3:M:514:ASP:HA	2.50	0.46
3:M:519:LEU:N	3:M:519:LEU:CD1	2.77	0.46
3:M:578:HIS:O	3:M:579:PHE:HB3	2.15	0.46
3:M:739:ASP:O	3:M:743:ALA:HB2	2.15	0.46
2:C:110:VAL:HG12	3:M:20:SER:OG	2.12	0.46
3:M:221:GLN:H	3:M:221:GLN:HG2	1.49	0.46
3:M:496:PHE:CE2	3:M:514:ASP:HA	2.50	0.46
3:M:519:LEU:N	3:M:519:LEU:CD1	2.77	0.46
3:M:578:HIS:O	3:M:579:PHE:HB3	2.15	0.46
3:M:739:ASP:O	3:M:743:ALA:HB2	2.15	0.46
1:B:140:PHE:O	1:B:144:VAL:HB	2.15	0.46
3:M:221:GLN:H	3:M:221:GLN:HG2	1.49	0.46
3:M:496:PHE:CE2	3:M:514:ASP:HA	2.50	0.46
3:M:519:LEU:N	3:M:519:LEU:CD1	2.77	0.46
3:M:578:HIS:O	3:M:579:PHE:HB3	2.15	0.46
2:C:131:GLU:HB3	2:C:137:ILE:CG2	2.44	0.46
3:M:221:GLN:H	3:M:221:GLN:HG2	1.49	0.46
3:M:496:PHE:CE2	3:M:514:ASP:HA	2.50	0.46

Continued on next page...

Continued from previous page...

Atom-1	Atom-2	Interatomic distance (Å)	Clash overlap (Å)
3:M:519:LEU:N	3:M:519:LEU:CD1	2.77	0.46
3:M:578:HIS:O	3:M:579:PHE:HB3	2.15	0.46
1:B:36:GLN:NE2	1:B:46:ASP:HA	2.30	0.46
2:C:116:GLU:O	3:M:795:ARG:NH2	2.48	0.46
3:M:42:HIS:O	3:M:45:GLU:O	2.33	0.46
3:M:265:ILE:CG2	3:M:266:GLU:N	2.79	0.46
3:M:568:PRO:HG2	3:M:577:ALA:O	2.16	0.46
1:B:48:ARG:HE	1:B:64:LEU:HD13	1.80	0.46
2:C:63:ILE:HG23	2:C:64:THR:N	2.30	0.46
3:M:42:HIS:O	3:M:45:GLU:O	2.33	0.46
3:M:265:ILE:CG2	3:M:266:GLU:N	2.79	0.46
3:M:568:PRO:HG2	3:M:577:ALA:O	2.16	0.46
3:M:559:LEU:HD23	3:M:560:GLY:N	2.30	0.46
3:M:42:HIS:O	3:M:45:GLU:O	2.33	0.46
3:M:265:ILE:CG2	3:M:266:GLU:N	2.79	0.46
3:M:568:PRO:HG2	3:M:577:ALA:O	2.16	0.46
1:B:87:LYS:HZ1	3:M:829:TRP:HE1	1.56	0.46
3:M:28:GLN:HB3	3:M:780:ASP:N	2.31	0.46
3:M:42:HIS:O	3:M:45:GLU:O	2.33	0.46
3:M:265:ILE:CG2	3:M:266:GLU:N	2.79	0.46
3:M:568:PRO:HG2	3:M:577:ALA:O	2.16	0.46
2:C:131:GLU:HB3	2:C:137:ILE:CG2	2.45	0.46
3:M:559:LEU:HD23	3:M:560:GLY:N	2.30	0.46
3:M:42:HIS:O	3:M:45:GLU:O	2.33	0.46
3:M:79:SER:HB3	3:M:774:LEU:HA	1.98	0.46
3:M:82:PRO:CA	3:M:724:TYR:HE1	2.27	0.46
3:M:85:TYR:CE2	3:M:775:LEU:HD22	2.48	0.46
3:M:265:ILE:CG2	3:M:266:GLU:N	2.79	0.46
3:M:568:PRO:HG2	3:M:577:ALA:O	2.16	0.46
3:M:559:LEU:HD23	3:M:560:GLY:N	2.30	0.46
3:M:714:ARG:HD3	3:M:766:PHE:CE2	2.50	0.46
3:M:42:HIS:O	3:M:45:GLU:O	2.33	0.46
3:M:265:ILE:CG2	3:M:266:GLU:N	2.79	0.46
3:M:503:TYR:CD1	3:M:714:ARG:CZ	2.95	0.46
3:M:568:PRO:HG2	3:M:577:ALA:O	2.16	0.46
3:M:739:ASP:O	3:M:743:ALA:HB2	2.15	0.46
2:C:116:GLU:O	3:M:795:ARG:NH2	2.48	0.46
3:M:42:HIS:O	3:M:45:GLU:O	2.33	0.46
3:M:265:ILE:CG2	3:M:266:GLU:N	2.79	0.46
3:M:568:PRO:HG2	3:M:577:ALA:O	2.16	0.46
3:M:803:TYR:CZ	3:M:807:VAL:CG2	2.91	0.46

Continued on next page...

Continued from previous page...

Atom-1	Atom-2	Interatomic distance (Å)	Clash overlap (Å)
2:C:140:GLU:OE2	3:M:738:MET:HB3	2.06	0.46
3:M:559:LEU:HD23	3:M:560:GLY:N	2.30	0.46
3:M:798:LEU:HA	3:M:798:LEU:HD12	1.36	0.46
1:B:84:PHE:CD2	3:M:829:TRP:HH2	2.28	0.46
3:M:559:LEU:HD23	3:M:560:GLY:N	2.30	0.46
3:M:42:HIS:O	3:M:45:GLU:O	2.33	0.46
3:M:265:ILE:CG2	3:M:266:GLU:N	2.79	0.46
3:M:568:PRO:HG2	3:M:577:ALA:O	2.16	0.46
3:M:265:ILE:CG2	3:M:266:GLU:N	2.79	0.46
3:M:291:ILE:HA	3:M:331:LEU:CD1	2.39	0.46
3:M:400:ALA:HB1	3:M:606:THR:CG2	2.45	0.46
1:B:48:ARG:HE	1:B:64:LEU:HD13	1.80	0.46
3:M:265:ILE:CG2	3:M:266:GLU:N	2.79	0.46
3:M:291:ILE:HA	3:M:331:LEU:CD1	2.39	0.46
3:M:400:ALA:HB1	3:M:606:THR:CG2	2.45	0.46
2:C:131:GLU:HB3	2:C:137:ILE:CG2	2.45	0.46
3:M:265:ILE:CG2	3:M:266:GLU:N	2.79	0.46
3:M:311:ASP:CB	3:M:312:TYR:CE1	2.98	0.46
3:M:715:VAL:HG11	3:M:720:PHE:CD1	2.49	0.46
3:M:265:ILE:CG2	3:M:266:GLU:N	2.79	0.46
3:M:291:ILE:HA	3:M:331:LEU:CD1	2.39	0.46
3:M:400:ALA:HB1	3:M:606:THR:CG2	2.45	0.46
3:M:779:ARG:O	3:M:783:LEU:HD13	2.14	0.46
2:C:95:ASP:OD2	3:M:14:ALA:HB2	2.08	0.46
2:C:103:MET:HG2	3:M:10:PHE:HB2	1.93	0.46
3:M:26:GLU:HG2	3:M:784:ALA:HB1	1.79	0.46
3:M:265:ILE:CG2	3:M:266:GLU:N	2.79	0.46
3:M:291:ILE:HA	3:M:331:LEU:CD1	2.39	0.46
3:M:400:ALA:HB1	3:M:606:THR:CG2	2.45	0.46
3:M:783:LEU:HA	3:M:786:ILE:HB	1.97	0.46
3:M:265:ILE:CG2	3:M:266:GLU:N	2.79	0.46
3:M:291:ILE:HA	3:M:331:LEU:CD1	2.39	0.46
3:M:400:ALA:HB1	3:M:606:THR:CG2	2.45	0.46
2:C:93:VAL:CB	3:M:722:GLN:O	2.62	0.46
3:M:265:ILE:CG2	3:M:266:GLU:N	2.79	0.46
3:M:291:ILE:HA	3:M:331:LEU:CD1	2.39	0.46
3:M:400:ALA:HB1	3:M:606:THR:CG2	2.45	0.46
3:M:272:LYS:HD3	3:M:649:VAL:HG22	1.65	0.46
3:M:559:LEU:HD23	3:M:560:GLY:N	2.30	0.46
2:C:94:PHE:HE2	3:M:783:LEU:HD23	1.78	0.46
2:C:110:VAL:HG12	3:M:787:ILE:HD11	1.95	0.46

Continued on next page...

Continued from previous page...

Atom-1	Atom-2	Interatomic distance (Å)	Clash overlap (Å)
3:M:272:LYS:HD3	3:M:649:VAL:HG22	1.65	0.46
3:M:559:LEU:HD23	3:M:560:GLY:N	2.30	0.46
1:B:128:PHE:CD1	3:M:817:GLN:CG	2.96	0.46
2:C:149:VAL:CG1	3:M:800:ARG:HB3	2.22	0.46
3:M:361:TYR:O	3:M:364:LEU:HB2	2.16	0.46
3:M:429:LEU:CA	3:M:601:ASP:O	2.63	0.46
3:M:715:VAL:HG11	3:M:720:PHE:CD1	2.50	0.46
1:B:140:PHE:O	1:B:144:VAL:HB	2.16	0.46
3:M:272:LYS:HD3	3:M:649:VAL:HG22	1.65	0.46
3:M:559:LEU:HD23	3:M:560:GLY:N	2.30	0.46
2:C:44:ALA:O	2:C:48:LYS:HG3	2.16	0.46
2:C:93:VAL:HG21	3:M:726:VAL:HG22	1.97	0.46
3:M:272:LYS:HD3	3:M:649:VAL:HG22	1.65	0.46
3:M:559:LEU:HD23	3:M:560:GLY:N	2.30	0.46
3:M:739:ASP:O	3:M:743:ALA:HB2	2.15	0.46
3:M:361:TYR:O	3:M:364:LEU:HB2	2.16	0.46
3:M:429:LEU:CA	3:M:601:ASP:O	2.63	0.46
1:B:36:GLN:CD	1:B:46:ASP:HA	2.36	0.46
3:M:32:PHE:CD1	3:M:781:ASP:N	2.83	0.46
3:M:272:LYS:HD3	3:M:649:VAL:HG22	1.65	0.46
3:M:559:LEU:HD23	3:M:560:GLY:N	2.30	0.46
3:M:361:TYR:O	3:M:364:LEU:HB2	2.16	0.46
3:M:429:LEU:CA	3:M:601:ASP:O	2.63	0.46
3:M:272:LYS:HD3	3:M:649:VAL:HG22	1.65	0.46
3:M:559:LEU:HD23	3:M:560:GLY:N	2.30	0.46
3:M:272:LYS:HD3	3:M:649:VAL:HG22	1.65	0.46
3:M:559:LEU:HD23	3:M:560:GLY:N	2.30	0.46
3:M:361:TYR:O	3:M:364:LEU:HB2	2.16	0.46
3:M:429:LEU:CA	3:M:601:ASP:O	2.63	0.46
3:M:361:TYR:O	3:M:364:LEU:HB2	2.16	0.46
3:M:429:LEU:CA	3:M:601:ASP:O	2.63	0.46
3:M:715:VAL:HG11	3:M:720:PHE:CD1	2.50	0.46
3:M:272:LYS:HD3	3:M:649:VAL:HG22	1.65	0.46
3:M:559:LEU:HD23	3:M:560:GLY:N	2.30	0.46
1:B:140:PHE:O	1:B:144:VAL:HB	2.15	0.46
3:M:292:MET:HE3	3:M:309:PRO:CA	2.42	0.46
3:M:436:LYS:NZ	3:M:647:GLN:CD	2.69	0.46
3:M:559:LEU:HD23	3:M:560:GLY:N	2.30	0.46
1:B:36:GLN:NE2	1:B:46:ASP:HA	2.30	0.46
3:M:292:MET:HE3	3:M:309:PRO:CA	2.42	0.46
3:M:436:LYS:NZ	3:M:647:GLN:CD	2.69	0.46

Continued on next page...

Continued from previous page...

Atom-1	Atom-2	Interatomic distance (Å)	Clash overlap (Å)
3:M:559:LEU:HD23	3:M:560:GLY:N	2.30	0.46
3:M:714:ARG:HD3	3:M:766:PHE:CE2	2.50	0.46
2:C:44:ALA:O	2:C:48:LYS:HG3	2.16	0.46
3:M:48:VAL:HG22	3:M:49:LYS:H	1.79	0.46
3:M:715:VAL:CG1	3:M:720:PHE:HB2	2.45	0.46
1:B:36:GLN:NE2	1:B:46:ASP:HA	2.30	0.46
3:M:292:MET:HE3	3:M:309:PRO:CA	2.42	0.46
3:M:436:LYS:NZ	3:M:647:GLN:CD	2.69	0.46
3:M:559:LEU:HD23	3:M:560:GLY:N	2.30	0.46
2:C:114:LEU:HB3	3:M:23:GLU:HA	1.97	0.46
3:M:92:ALA:C	3:M:713:SER:HB2	1.83	0.46
3:M:292:MET:HE3	3:M:309:PRO:CA	2.42	0.46
3:M:436:LYS:NZ	3:M:647:GLN:CD	2.69	0.46
3:M:559:LEU:HD23	3:M:560:GLY:N	2.30	0.46
3:M:292:MET:HE3	3:M:309:PRO:CA	2.42	0.46
3:M:436:LYS:NZ	3:M:647:GLN:CD	2.69	0.46
3:M:559:LEU:HD23	3:M:560:GLY:N	2.30	0.46
3:M:712:PRO:HB2	3:M:713:SER:H	1.61	0.46
2:C:19:ARG:HH21	3:M:806:MET:HE1	1.78	0.46
2:C:63:ILE:HG23	2:C:64:THR:N	2.30	0.46
3:M:292:MET:HE3	3:M:309:PRO:CA	2.42	0.46
3:M:436:LYS:NZ	3:M:647:GLN:CD	2.69	0.46
3:M:559:LEU:HD23	3:M:560:GLY:N	2.30	0.46
3:M:714:ARG:HD3	3:M:766:PHE:CE2	2.50	0.46
2:C:44:ALA:O	2:C:48:LYS:HG3	2.16	0.46
1:B:36:GLN:NE2	1:B:46:ASP:HA	2.30	0.46
2:C:44:ALA:O	2:C:48:LYS:HG3	2.16	0.46
3:M:17:LEU:HD12	3:M:17:LEU:HA	1.67	0.46
3:M:134:VAL:C	3:M:136:ASN:H	2.16	0.46
3:M:400:ALA:HB1	3:M:606:THR:CG2	2.45	0.46
3:M:436:LYS:NZ	3:M:647:GLN:CD	2.69	0.46
3:M:695:LEU:HB3	3:M:701:LEU:HD22	1.97	0.46
3:M:762:HIS:CD2	3:M:762:HIS:N	2.79	0.46
2:C:44:ALA:O	2:C:48:LYS:HG3	2.16	0.46
1:B:144:VAL:CA	1:B:148:VAL:HA	2.36	0.46
3:M:714:ARG:HD3	3:M:766:PHE:CE2	2.50	0.46
3:M:17:LEU:HD12	3:M:17:LEU:HA	1.67	0.46
3:M:134:VAL:C	3:M:136:ASN:H	2.16	0.46
3:M:400:ALA:HB1	3:M:606:THR:CG2	2.45	0.46
3:M:436:LYS:NZ	3:M:647:GLN:CD	2.69	0.46
3:M:695:LEU:HB3	3:M:701:LEU:HD22	1.97	0.46

Continued on next page...

Continued from previous page...

Atom-1	Atom-2	Interatomic distance (Å)	Clash overlap (Å)
3:M:714:ARG:HD3	3:M:766:PHE:CE2	2.50	0.46
1:B:140:PHE:O	1:B:144:VAL:HB	2.16	0.46
2:C:116:GLU:O	3:M:795:ARG:NH2	2.48	0.46
1:B:36:GLN:NE2	1:B:46:ASP:HA	2.30	0.46
2:C:44:ALA:O	2:C:48:LYS:HG3	2.16	0.46
3:M:17:LEU:HD12	3:M:17:LEU:HA	1.67	0.46
3:M:134:VAL:C	3:M:136:ASN:H	2.16	0.46
3:M:400:ALA:HB1	3:M:606:THR:CG2	2.45	0.46
3:M:436:LYS:NZ	3:M:647:GLN:CD	2.69	0.46
3:M:695:LEU:HB3	3:M:701:LEU:HD22	1.97	0.46
1:B:70:GLU:OE2	3:M:829:TRP:NE1	2.36	0.46
2:C:44:ALA:O	2:C:48:LYS:HG3	2.16	0.46
3:M:17:LEU:HD12	3:M:17:LEU:HA	1.67	0.46
3:M:134:VAL:C	3:M:136:ASN:H	2.16	0.46
3:M:400:ALA:HB1	3:M:606:THR:CG2	2.45	0.46
3:M:436:LYS:NZ	3:M:647:GLN:CD	2.69	0.46
3:M:695:LEU:HB3	3:M:701:LEU:HD22	1.97	0.46
1:B:48:ARG:HE	1:B:64:LEU:HD13	1.80	0.46
3:M:17:LEU:HD12	3:M:17:LEU:HA	1.67	0.46
3:M:134:VAL:C	3:M:136:ASN:H	2.16	0.46
3:M:400:ALA:HB1	3:M:606:THR:CG2	2.45	0.46
3:M:436:LYS:NZ	3:M:647:GLN:CD	2.69	0.46
3:M:695:LEU:HB3	3:M:701:LEU:HD22	1.97	0.46
3:M:783:LEU:HA	3:M:786:ILE:HB	1.97	0.46
1:B:94:GLU:HB3	1:B:158:THR:HG21	1.96	0.46
2:C:93:VAL:HG11	3:M:727:LEU:HD12	1.98	0.46
2:C:102:VAL:HG21	3:M:736:GLN:HG2	1.98	0.46
3:M:361:TYR:O	3:M:364:LEU:HB2	2.16	0.46
3:M:361:TYR:O	3:M:364:LEU:HB2	2.16	0.46
3:M:712:PRO:HB2	3:M:713:SER:H	1.61	0.46
3:M:271:GLU:HG2	3:M:476:GLU:HG2	1.89	0.46
3:M:361:TYR:O	3:M:364:LEU:HB2	2.16	0.46
2:C:93:VAL:HG21	3:M:726:VAL:HG22	1.98	0.46
2:C:94:PHE:CE1	3:M:4:ASP:OD2	2.68	0.46
2:C:149:VAL:CG1	3:M:800:ARG:HB3	2.22	0.46
3:M:361:TYR:O	3:M:364:LEU:HB2	2.16	0.46
1:B:36:GLN:CD	1:B:46:ASP:HA	2.36	0.46
1:B:128:PHE:CD1	3:M:817:GLN:CG	2.96	0.46
3:M:361:TYR:O	3:M:364:LEU:HB2	2.16	0.46
3:M:361:TYR:O	3:M:364:LEU:HB2	2.16	0.46
3:M:712:PRO:HB2	3:M:713:SER:H	1.61	0.46

Continued on next page...

Continued from previous page...

Atom-1	Atom-2	Interatomic distance (Å)	Clash overlap (Å)
2:C:93:VAL:HA	3:M:725:ARG:HD3	1.97	0.46
1:B:140:PHE:O	1:B:144:VAL:HB	2.16	0.46
3:M:715:VAL:HG11	3:M:720:PHE:CD1	2.50	0.46
3:M:354:LEU:HD12	3:M:354:LEU:HA	1.56	0.46
1:B:36:GLN:NE2	1:B:46:ASP:HA	2.30	0.46
2:C:44:ALA:O	2:C:48:LYS:HG3	2.16	0.46
3:M:354:LEU:HD12	3:M:354:LEU:HA	1.56	0.46
3:M:715:VAL:CG1	3:M:720:PHE:HB2	2.45	0.46
1:B:36:GLN:NE2	1:B:46:ASP:HA	2.30	0.46
3:M:84:LYS:C	3:M:724:TYR:CE2	2.51	0.46
3:M:93:MET:N	3:M:714:ARG:O	2.48	0.46
1:B:36:GLN:CD	1:B:46:ASP:HA	2.36	0.46
3:M:354:LEU:HD12	3:M:354:LEU:HA	1.56	0.46
1:B:34:ILE:HD11	3:M:834:LEU:HD21	1.86	0.46
2:C:102:VAL:HB	2:C:137:ILE:CG1	2.44	0.46
2:C:131:GLU:HB3	2:C:137:ILE:CG2	2.45	0.46
3:M:783:LEU:N	3:M:783:LEU:CD1	2.78	0.46
1:B:141:PRO:HB3	1:B:143:ASP:H	1.79	0.46
2:C:93:VAL:HG21	3:M:726:VAL:HG22	1.97	0.46
1:B:87:LYS:HE3	3:M:829:TRP:CZ2	2.39	0.46
3:M:354:LEU:HD12	3:M:354:LEU:HA	1.56	0.46
1:B:36:GLN:CD	1:B:46:ASP:HA	2.36	0.46
2:C:94:PHE:HE2	3:M:783:LEU:HD23	1.78	0.46
2:C:131:GLU:HB3	2:C:137:ILE:CG2	2.45	0.46
3:M:354:LEU:HD12	3:M:354:LEU:HA	1.56	0.46
2:C:44:ALA:O	2:C:48:LYS:HG3	2.16	0.46
3:M:540:CYS:HB2	3:M:602:PRO:CD	2.36	0.46
1:B:36:GLN:CD	1:B:46:ASP:HA	2.36	0.46
3:M:540:CYS:HB2	3:M:602:PRO:CD	2.36	0.46
3:M:715:VAL:HG11	3:M:720:PHE:CD1	2.49	0.46
3:M:265:ILE:C	3:M:446:ASN:ND2	2.68	0.46
3:M:568:PRO:HG2	3:M:577:ALA:O	2.16	0.46
3:M:540:CYS:HB2	3:M:602:PRO:CD	2.36	0.46
1:B:36:GLN:NE2	1:B:46:ASP:HA	2.30	0.46
2:C:44:ALA:O	2:C:48:LYS:HG3	2.16	0.46
2:C:97:GLU:HG2	3:M:151:ALA:CB	2.43	0.46
3:M:540:CYS:HB2	3:M:602:PRO:CD	2.36	0.46
3:M:540:CYS:HB2	3:M:602:PRO:CD	2.36	0.46
3:M:540:CYS:HB2	3:M:602:PRO:CD	2.36	0.46
3:M:715:VAL:HG11	3:M:720:PHE:CD1	2.49	0.46
3:M:726:VAL:CG1	3:M:786:ILE:HG13	2.46	0.46

Continued on next page...

Continued from previous page...

Atom-1	Atom-2	Interatomic distance (Å)	Clash overlap (Å)
3:M:783:LEU:CD1	3:M:783:LEU:N	2.78	0.46
3:M:714:ARG:HD3	3:M:766:PHE:CE2	2.50	0.46
3:M:723:ARG:HH11	3:M:723:ARG:HG3	1.79	0.46
1:B:42:ILE:HB	1:B:80:PHE:HZ	1.81	0.46
3:M:82:PRO:HG2	3:M:85:TYR:CE2	2.51	0.46
3:M:739:ASP:O	3:M:743:ALA:HB2	2.15	0.46
3:M:793:ARG:O	3:M:797:PHE:N	2.39	0.46
3:M:714:ARG:HD3	3:M:766:PHE:CE2	2.50	0.46
1:B:140:PHE:O	1:B:144:VAL:HB	2.16	0.46
3:M:798:LEU:HA	3:M:798:LEU:HD12	1.36	0.46
1:B:36:GLN:CD	1:B:46:ASP:HA	2.36	0.46
1:B:140:PHE:O	1:B:144:VAL:HB	2.16	0.46
3:M:82:PRO:HG2	3:M:85:TYR:CE2	2.51	0.46
2:C:44:ALA:O	2:C:48:LYS:HG3	2.16	0.46
2:C:97:GLU:O	3:M:4:ASP:CA	2.62	0.46
3:M:96:HIS:CD2	3:M:770:GLY:CA	2.81	0.46
3:M:82:PRO:HG2	3:M:85:TYR:CE2	2.51	0.46
2:C:93:VAL:HG21	3:M:726:VAL:HG22	1.97	0.46
3:M:506:GLU:C	3:M:764:LYS:HE3	2.22	0.46
3:M:714:ARG:HD3	3:M:766:PHE:CE2	2.50	0.46
3:M:783:LEU:N	3:M:783:LEU:CD1	2.78	0.46
3:M:82:PRO:HG2	3:M:85:TYR:CE2	2.51	0.46
3:M:82:PRO:HG2	3:M:85:TYR:CE2	2.51	0.46
3:M:783:LEU:CD1	3:M:783:LEU:N	2.78	0.46
2:C:50:LEU:CD1	2:C:71:MET:SD	3.02	0.46
3:M:714:ARG:HD3	3:M:766:PHE:CE2	2.50	0.46
3:M:265:ILE:C	3:M:446:ASN:ND2	2.68	0.46
3:M:326:ASP:O	3:M:330:GLU:HG2	2.16	0.46
3:M:488:GLN:O	3:M:491:PHE:HB3	2.16	0.46
1:B:84:PHE:CD2	3:M:829:TRP:HH2	2.28	0.46
1:B:140:PHE:O	1:B:144:VAL:HB	2.16	0.46
2:C:149:VAL:CG1	3:M:800:ARG:HB3	2.22	0.46
3:M:265:ILE:C	3:M:446:ASN:ND2	2.68	0.46
3:M:326:ASP:O	3:M:330:GLU:HG2	2.16	0.46
3:M:488:GLN:O	3:M:491:PHE:HB3	2.16	0.46
3:M:667:THR:O	3:M:669:PRO:HD3	2.16	0.46
1:B:36:GLN:CD	1:B:46:ASP:HA	2.36	0.46
2:C:44:ALA:O	2:C:48:LYS:HG3	2.16	0.46
3:M:265:ILE:C	3:M:446:ASN:ND2	2.68	0.46
3:M:326:ASP:O	3:M:330:GLU:HG2	2.16	0.46
3:M:488:GLN:O	3:M:491:PHE:HB3	2.16	0.46

Continued on next page...

Continued from previous page...

Atom-1	Atom-2	Interatomic distance (Å)	Clash overlap (Å)
1:B:48:ARG:HE	1:B:64:LEU:HD13	1.80	0.46
2:C:53:PRO:HB2	2:C:56:GLU:HB2	1.98	0.46
2:C:94:PHE:C	3:M:18:ARG:HD3	2.33	0.46
2:C:136:CYS:HB3	3:M:8:ALA:O	2.14	0.46
3:M:265:ILE:C	3:M:446:ASN:ND2	2.68	0.46
3:M:326:ASP:O	3:M:330:GLU:HG2	2.16	0.46
3:M:488:GLN:O	3:M:491:PHE:HB3	2.16	0.46
3:M:265:ILE:C	3:M:446:ASN:ND2	2.68	0.46
3:M:326:ASP:O	3:M:330:GLU:HG2	2.16	0.46
3:M:488:GLN:O	3:M:491:PHE:HB3	2.16	0.46
2:C:44:ALA:O	2:C:48:LYS:HG3	2.16	0.46
3:M:265:ILE:C	3:M:446:ASN:ND2	2.68	0.46
3:M:326:ASP:O	3:M:330:GLU:HG2	2.16	0.46
3:M:488:GLN:O	3:M:491:PHE:HB3	2.16	0.46
2:C:92:ARG:CA	3:M:725:ARG:NH1	2.78	0.46
3:M:374:GLN:NE2	3:M:403:TYR:CE1	2.83	0.46
3:M:374:GLN:NE2	3:M:403:TYR:CE1	2.83	0.46
1:B:36:GLN:CD	1:B:46:ASP:HA	2.36	0.46
3:M:42:HIS:O	3:M:45:GLU:O	2.33	0.46
3:M:292:MET:HE3	3:M:309:PRO:CA	2.42	0.46
3:M:431:LYS:CE	3:M:601:ASP:H	2.28	0.46
3:M:540:CYS:HB2	3:M:602:PRO:CD	2.36	0.46
3:M:595:TRP:CD1	3:M:595:TRP:N	2.80	0.46
3:M:715:VAL:CG1	3:M:720:PHE:HB2	2.45	0.46
1:B:36:GLN:CD	1:B:46:ASP:HA	2.36	0.46
3:M:374:GLN:NE2	3:M:403:TYR:CE1	2.83	0.46
3:M:374:GLN:NE2	3:M:403:TYR:CE1	2.83	0.46
3:M:715:VAL:HG11	3:M:720:PHE:CD1	2.49	0.46
1:B:48:ARG:HE	1:B:64:LEU:HD13	1.80	0.46
3:M:42:HIS:O	3:M:45:GLU:O	2.33	0.46
3:M:292:MET:HE3	3:M:309:PRO:CA	2.42	0.46
3:M:431:LYS:CE	3:M:601:ASP:H	2.28	0.46
3:M:540:CYS:HB2	3:M:602:PRO:CD	2.36	0.46
3:M:595:TRP:CD1	3:M:595:TRP:N	2.80	0.46
3:M:374:GLN:NE2	3:M:403:TYR:CE1	2.83	0.46
3:M:42:HIS:O	3:M:45:GLU:O	2.33	0.46
3:M:292:MET:HE3	3:M:309:PRO:CA	2.42	0.46
3:M:431:LYS:CE	3:M:601:ASP:H	2.28	0.46
3:M:540:CYS:HB2	3:M:602:PRO:CD	2.36	0.46
3:M:595:TRP:CD1	3:M:595:TRP:N	2.80	0.46
3:M:715:VAL:HG11	3:M:720:PHE:CD1	2.50	0.46

Continued on next page...

Continued from previous page...

Atom-1	Atom-2	Interatomic distance (Å)	Clash overlap (Å)
3:M:724:TYR:HD1	3:M:727:LEU:CD1	2.29	0.46
1:B:36:GLN:NE2	1:B:46:ASP:HA	2.30	0.46
1:B:140:PHE:O	1:B:144:VAL:HB	2.16	0.46
3:M:374:GLN:NE2	3:M:403:TYR:CE1	2.83	0.46
2:C:149:VAL:CG1	3:M:800:ARG:HB3	2.22	0.46
3:M:374:GLN:NE2	3:M:403:TYR:CE1	2.83	0.46
1:B:42:ILE:HB	1:B:80:PHE:HZ	1.81	0.46
3:M:42:HIS:O	3:M:45:GLU:O	2.33	0.46
3:M:292:MET:HE3	3:M:309:PRO:CA	2.42	0.46
3:M:431:LYS:CE	3:M:601:ASP:H	2.28	0.46
3:M:540:CYS:HB2	3:M:602:PRO:CD	2.36	0.46
3:M:595:TRP:CD1	3:M:595:TRP:N	2.80	0.46
3:M:727:LEU:HA	3:M:786:ILE:N	2.30	0.46
3:M:42:HIS:O	3:M:45:GLU:O	2.33	0.46
3:M:292:MET:HE3	3:M:309:PRO:CA	2.42	0.46
3:M:431:LYS:CE	3:M:601:ASP:H	2.28	0.46
3:M:540:CYS:HB2	3:M:602:PRO:CD	2.36	0.46
3:M:595:TRP:CD1	3:M:595:TRP:N	2.80	0.46
1:B:36:GLN:NE2	1:B:46:ASP:HA	2.30	0.46
3:M:374:GLN:NE2	3:M:403:TYR:CE1	2.83	0.46
3:M:783:LEU:CD1	3:M:783:LEU:N	2.78	0.46
1:B:36:GLN:CD	1:B:46:ASP:HA	2.36	0.46
3:M:311:ASP:CB	3:M:312:TYR:CE1	2.98	0.46
3:M:793:ARG:O	3:M:797:PHE:N	2.39	0.46
3:M:311:ASP:CB	3:M:312:TYR:CE1	2.98	0.46
3:M:134:VAL:C	3:M:136:ASN:H	2.16	0.46
3:M:330:GLU:O	3:M:333:ALA:HB3	2.16	0.46
3:M:485:GLU:OE1	3:M:583:HIS:ND1	2.48	0.46
3:M:311:ASP:CB	3:M:312:TYR:CE1	2.98	0.46
2:C:25:ILE:O	2:C:62:LYS:HA	2.16	0.46
3:M:24:ARG:CD	3:M:779:ARG:NH1	2.65	0.46
3:M:25:ILE:HG23	3:M:782:LYS:HA	1.38	0.46
3:M:82:PRO:HB2	3:M:777:GLU:CG	2.44	0.46
3:M:311:ASP:CB	3:M:312:TYR:CE1	2.98	0.46
3:M:311:ASP:CB	3:M:312:TYR:CE1	2.98	0.46
3:M:715:VAL:HG11	3:M:720:PHE:CD1	2.49	0.46
3:M:810:ARG:HG2	3:M:810:ARG:NH1	2.29	0.46
3:M:311:ASP:CB	3:M:312:TYR:CE1	2.98	0.46
2:C:63:ILE:HG23	2:C:64:THR:N	2.29	0.46
3:M:48:VAL:HG22	3:M:49:LYS:H	1.79	0.46
3:M:107:LYS:CB	3:M:686:MET:HE2	2.42	0.46

Continued on next page...

Continued from previous page...

Atom-1	Atom-2	Interatomic distance (Å)	Clash overlap (Å)
3:M:400:ALA:HB1	3:M:606:THR:CG2	2.45	0.46
3:M:715:VAL:CG1	3:M:720:PHE:HB2	2.45	0.46
3:M:48:VAL:HG22	3:M:49:LYS:H	1.79	0.46
3:M:107:LYS:CB	3:M:686:MET:HE2	2.42	0.46
3:M:400:ALA:HB1	3:M:606:THR:CG2	2.45	0.46
3:M:724:TYR:HB3	3:M:727:LEU:CD1	2.46	0.46
3:M:374:GLN:NE2	3:M:403:TYR:CE1	2.83	0.46
3:M:578:HIS:O	3:M:579:PHE:HB3	2.15	0.46
3:M:48:VAL:HG22	3:M:49:LYS:H	1.79	0.46
3:M:107:LYS:CB	3:M:686:MET:HE2	2.42	0.46
3:M:400:ALA:HB1	3:M:606:THR:CG2	2.45	0.46
3:M:715:VAL:CG1	3:M:720:PHE:HB2	2.45	0.46
1:B:36:GLN:CD	1:B:46:ASP:HA	2.36	0.46
3:M:48:VAL:HG22	3:M:49:LYS:H	1.79	0.46
3:M:107:LYS:CB	3:M:686:MET:HE2	2.42	0.46
3:M:400:ALA:HB1	3:M:606:THR:CG2	2.45	0.46
2:C:149:VAL:HG22	3:M:797:PHE:CE1	2.44	0.46
3:M:374:GLN:NE2	3:M:403:TYR:CE1	2.83	0.46
3:M:510:TRP:HH2	3:M:711:PHE:HZ	1.54	0.46
3:M:578:HIS:O	3:M:579:PHE:HB3	2.15	0.46
3:M:724:TYR:HB3	3:M:727:LEU:CD1	2.46	0.46
3:M:727:LEU:CD2	3:M:782:LYS:O	2.64	0.46
3:M:31:PRO:HG2	3:M:786:ILE:N	2.31	0.46
3:M:48:VAL:HG22	3:M:49:LYS:H	1.79	0.46
3:M:107:LYS:CB	3:M:686:MET:HE2	2.42	0.46
3:M:400:ALA:HB1	3:M:606:THR:CG2	2.45	0.46
3:M:374:GLN:NE2	3:M:403:TYR:CE1	2.83	0.46
3:M:578:HIS:O	3:M:579:PHE:HB3	2.15	0.46
3:M:48:VAL:HG22	3:M:49:LYS:H	1.79	0.46
3:M:107:LYS:CB	3:M:686:MET:HE2	2.42	0.46
3:M:400:ALA:HB1	3:M:606:THR:CG2	2.45	0.46
3:M:715:VAL:CG1	3:M:720:PHE:HB2	2.45	0.46
3:M:48:VAL:HG22	3:M:49:LYS:H	1.79	0.46
3:M:107:LYS:CB	3:M:686:MET:HE2	2.42	0.46
3:M:400:ALA:HB1	3:M:606:THR:CG2	2.45	0.46
3:M:715:VAL:CG1	3:M:720:PHE:HB2	2.45	0.46
3:M:374:GLN:NE2	3:M:403:TYR:CE1	2.83	0.46
3:M:578:HIS:O	3:M:579:PHE:HB3	2.15	0.46
3:M:714:ARG:HD3	3:M:766:PHE:CE2	2.50	0.46
3:M:715:VAL:CG1	3:M:720:PHE:HB2	2.45	0.46
1:B:87:LYS:HZ1	3:M:829:TRP:HE1	1.55	0.46

Continued on next page...

Continued from previous page...

Atom-1	Atom-2	Interatomic distance (Å)	Clash overlap (Å)
3:M:374:GLN:NE2	3:M:403:TYR:CE1	2.83	0.46
3:M:578:HIS:O	3:M:579:PHE:HB3	2.15	0.46
3:M:48:VAL:HG22	3:M:49:LYS:H	1.79	0.46
3:M:107:LYS:CB	3:M:686:MET:HE2	2.42	0.46
3:M:400:ALA:HB1	3:M:606:THR:CG2	2.45	0.46
3:M:715:VAL:CG1	3:M:720:PHE:HB2	2.45	0.46
2:C:53:PRO:HB2	2:C:56:GLU:HB2	1.98	0.45
3:M:139:VAL:HG12	3:M:143:TYR:HD2	1.81	0.45
3:M:429:LEU:CA	3:M:601:ASP:O	2.63	0.45
3:M:139:VAL:HG12	3:M:143:TYR:HD2	1.81	0.45
3:M:429:LEU:CA	3:M:601:ASP:O	2.63	0.45
3:M:496:PHE:CE2	3:M:514:ASP:HA	2.50	0.45
3:M:559:LEU:HD23	3:M:560:GLY:N	2.30	0.45
3:M:714:ARG:HD3	3:M:766:PHE:CE2	2.50	0.45
3:M:139:VAL:HG12	3:M:143:TYR:HD2	1.81	0.45
3:M:429:LEU:CA	3:M:601:ASP:O	2.63	0.45
1:B:36:GLN:CD	1:B:46:ASP:HA	2.36	0.45
2:C:139:TYR:OH	3:M:7:MET:CG	2.60	0.45
3:M:26:GLU:CD	3:M:788:THR:OG1	2.54	0.45
3:M:97:LEU:HD23	3:M:712:PRO:HG2	1.98	0.45
3:M:139:VAL:HG12	3:M:143:TYR:HD2	1.81	0.45
3:M:147:LYS:HB2	3:M:718:ALA:HB2	1.98	0.45
3:M:429:LEU:CA	3:M:601:ASP:O	2.63	0.45
3:M:139:VAL:HG12	3:M:143:TYR:HD2	1.81	0.45
3:M:429:LEU:CA	3:M:601:ASP:O	2.63	0.45
3:M:714:ARG:HD3	3:M:766:PHE:CE2	2.50	0.45
2:C:92:ARG:HB2	3:M:725:ARG:HH11	1.81	0.45
3:M:139:VAL:HG12	3:M:143:TYR:HD2	1.81	0.45
3:M:429:LEU:CA	3:M:601:ASP:O	2.63	0.45
3:M:725:ARG:HH21	3:M:736:GLN:NE2	2.04	0.45
3:M:82:PRO:HG2	3:M:85:TYR:CE2	2.50	0.45
3:M:89:GLU:CD	3:M:153:PRO:HD2	2.37	0.45
3:M:291:ILE:HA	3:M:331:LEU:CD1	2.39	0.45
3:M:488:GLN:O	3:M:491:PHE:HB3	2.16	0.45
2:C:93:VAL:HG21	3:M:726:VAL:HG22	1.97	0.45
3:M:82:PRO:HG2	3:M:85:TYR:CE2	2.50	0.45
3:M:89:GLU:CD	3:M:153:PRO:HD2	2.37	0.45
3:M:291:ILE:HA	3:M:331:LEU:CD1	2.39	0.45
3:M:488:GLN:O	3:M:491:PHE:HB3	2.16	0.45
2:C:93:VAL:HG21	3:M:726:VAL:HG22	1.97	0.45
3:M:667:THR:O	3:M:669:PRO:HD3	2.16	0.45

Continued on next page...

Continued from previous page...

Atom-1	Atom-2	Interatomic distance (Å)	Clash overlap (Å)
3:M:82:PRO:HG2	3:M:85:TYR:CE2	2.50	0.45
3:M:89:GLU:CD	3:M:153:PRO:HD2	2.37	0.45
3:M:291:ILE:HA	3:M:331:LEU:CD1	2.39	0.45
3:M:488:GLN:O	3:M:491:PHE:HB3	2.16	0.45
1:B:101:PHE:CD2	3:M:816:ILE:HD12	2.47	0.45
2:C:106:GLU:OE1	3:M:18:ARG:HB3	2.16	0.45
3:M:89:GLU:CD	3:M:153:PRO:HD2	2.37	0.45
3:M:291:ILE:HA	3:M:331:LEU:CD1	2.39	0.45
3:M:488:GLN:O	3:M:491:PHE:HB3	2.16	0.45
3:M:723:ARG:CG	3:M:723:ARG:NH1	2.79	0.45
2:C:92:ARG:N	3:M:721:LYS:HG2	1.98	0.45
3:M:667:THR:O	3:M:669:PRO:HD3	2.16	0.45
3:M:82:PRO:HG2	3:M:85:TYR:CE2	2.50	0.45
3:M:89:GLU:CD	3:M:153:PRO:HD2	2.37	0.45
3:M:93:MET:CA	3:M:714:ARG:O	2.33	0.45
3:M:291:ILE:HA	3:M:331:LEU:CD1	2.39	0.45
3:M:488:GLN:O	3:M:491:PHE:HB3	2.16	0.45
3:M:805:ARG:O	3:M:809:ARG:HD2	2.16	0.45
3:M:667:THR:O	3:M:669:PRO:HD3	2.16	0.45
1:B:128:PHE:HZ	3:M:821:ARG:NH1	2.10	0.45
3:M:82:PRO:HG2	3:M:85:TYR:CE2	2.50	0.45
3:M:89:GLU:CD	3:M:153:PRO:HD2	2.37	0.45
3:M:291:ILE:HA	3:M:331:LEU:CD1	2.39	0.45
3:M:488:GLN:O	3:M:491:PHE:HB3	2.16	0.45
3:M:510:TRP:CD2	3:M:711:PHE:HD2	2.30	0.45
1:B:140:PHE:O	1:B:144:VAL:HB	2.16	0.45
2:C:25:ILE:O	2:C:62:LYS:HA	2.16	0.45
2:C:44:ALA:O	2:C:48:LYS:HG3	2.16	0.45
3:M:82:PRO:HG2	3:M:85:TYR:CE2	2.50	0.45
3:M:89:GLU:CD	3:M:153:PRO:HD2	2.37	0.45
3:M:291:ILE:HA	3:M:331:LEU:CD1	2.39	0.45
3:M:488:GLN:O	3:M:491:PHE:HB3	2.16	0.45
1:B:36:GLN:CD	1:B:46:ASP:HA	2.36	0.45
3:M:667:THR:O	3:M:669:PRO:HD3	2.16	0.45
3:M:667:THR:O	3:M:669:PRO:HD3	2.16	0.45
3:M:715:VAL:CG1	3:M:720:PHE:HB2	2.45	0.45
3:M:794:CYS:O	3:M:797:PHE:HB3	2.17	0.45
2:C:44:ALA:O	2:C:48:LYS:HG3	2.16	0.45
2:C:93:VAL:HG23	3:M:725:ARG:CG	2.45	0.45
3:M:82:PRO:HG2	3:M:85:TYR:CE2	2.50	0.45
3:M:89:GLU:CD	3:M:153:PRO:HD2	2.37	0.45

Continued on next page...

Continued from previous page...

Atom-1	Atom-2	Interatomic distance (Å)	Clash overlap (Å)
3:M:291:ILE:HA	3:M:331:LEU:CD1	2.39	0.45
3:M:488:GLN:O	3:M:491:PHE:HB3	2.16	0.45
3:M:793:ARG:O	3:M:797:PHE:N	2.39	0.45
2:C:93:VAL:HG11	3:M:724:TYR:CG	1.37	0.45
3:M:30:LYS:HB2	3:M:31:PRO:HD2	1.97	0.45
3:M:220:ASP:O	3:M:224:SER:N	2.30	0.45
3:M:330:GLU:O	3:M:333:ALA:HB3	2.16	0.45
3:M:485:GLU:OE1	3:M:583:HIS:ND1	2.49	0.45
3:M:724:TYR:HB3	3:M:727:LEU:CD1	2.46	0.45
2:C:89:GLU:CD	3:M:732:ILE:CA	2.78	0.45
3:M:30:LYS:HB2	3:M:31:PRO:HD2	1.97	0.45
3:M:220:ASP:O	3:M:224:SER:N	2.30	0.45
3:M:330:GLU:O	3:M:333:ALA:HB3	2.16	0.45
3:M:485:GLU:OE1	3:M:583:HIS:ND1	2.49	0.45
3:M:810:ARG:HG2	3:M:810:ARG:NH1	2.29	0.45
1:B:140:PHE:O	1:B:144:VAL:HB	2.16	0.45
3:M:89:GLU:CD	3:M:153:PRO:HD2	2.37	0.45
3:M:179:GLY:O	3:M:185:LYS:HE2	2.17	0.45
3:M:322:VAL:HB	3:M:325:ILE:HG13	1.98	0.45
3:M:464:ILE:CG2	3:M:465:ALA:N	2.79	0.45
1:B:140:PHE:O	1:B:144:VAL:HB	2.16	0.45
3:M:30:LYS:HB2	3:M:31:PRO:HD2	1.97	0.45
3:M:220:ASP:O	3:M:224:SER:N	2.30	0.45
3:M:330:GLU:O	3:M:333:ALA:HB3	2.16	0.45
3:M:485:GLU:OE1	3:M:583:HIS:ND1	2.49	0.45
3:M:30:LYS:HB2	3:M:31:PRO:HD2	1.97	0.45
3:M:92:ALA:CB	3:M:713:SER:CB	2.86	0.45
3:M:220:ASP:O	3:M:224:SER:N	2.30	0.45
3:M:330:GLU:O	3:M:333:ALA:HB3	2.16	0.45
3:M:485:GLU:OE1	3:M:583:HIS:ND1	2.49	0.45
3:M:715:VAL:CG1	3:M:720:PHE:HB2	2.45	0.45
1:B:48:ARG:HE	1:B:64:LEU:HD13	1.80	0.45
3:M:30:LYS:HB2	3:M:31:PRO:HD2	1.97	0.45
3:M:220:ASP:O	3:M:224:SER:N	2.30	0.45
3:M:330:GLU:O	3:M:333:ALA:HB3	2.16	0.45
3:M:485:GLU:OE1	3:M:583:HIS:ND1	2.49	0.45
3:M:723:ARG:CG	3:M:723:ARG:NH1	2.79	0.45
3:M:30:LYS:HB2	3:M:31:PRO:HD2	1.97	0.45
3:M:220:ASP:O	3:M:224:SER:N	2.30	0.45
3:M:330:GLU:O	3:M:333:ALA:HB3	2.16	0.45
3:M:485:GLU:OE1	3:M:583:HIS:ND1	2.49	0.45

Continued on next page...

Continued from previous page...

Atom-1	Atom-2	Interatomic distance (Å)	Clash overlap (Å)
3:M:798:LEU:HD12	3:M:798:LEU:HA	1.36	0.45
3:M:186:THR:O	3:M:190:LYS:HG3	2.17	0.45
3:M:361:TYR:O	3:M:364:LEU:HB2	2.16	0.45
3:M:186:THR:O	3:M:190:LYS:HG3	2.17	0.45
3:M:361:TYR:O	3:M:364:LEU:HB2	2.16	0.45
1:B:140:PHE:O	1:B:144:VAL:HB	2.16	0.45
3:M:186:THR:O	3:M:190:LYS:HG3	2.17	0.45
3:M:330:GLU:O	3:M:333:ALA:HB3	2.16	0.45
2:C:149:VAL:HG22	3:M:797:PHE:CE1	2.44	0.45
3:M:186:THR:O	3:M:190:LYS:HG3	2.17	0.45
3:M:361:TYR:O	3:M:364:LEU:HB2	2.16	0.45
3:M:186:THR:O	3:M:190:LYS:HG3	2.17	0.45
3:M:361:TYR:O	3:M:364:LEU:HB2	2.16	0.45
2:C:87:PHE:CE2	3:M:729:ALA:N	2.69	0.45
2:C:100:GLY:HA3	3:M:721:LYS:HZ3	1.82	0.45
3:M:186:THR:O	3:M:190:LYS:HG3	2.17	0.45
3:M:330:GLU:O	3:M:333:ALA:HB3	2.16	0.45
3:M:798:LEU:HD12	3:M:798:LEU:HA	1.36	0.45
3:M:149:GLN:HG2	3:M:716:LEU:HD11	1.97	0.45
3:M:186:THR:O	3:M:190:LYS:HG3	2.17	0.45
3:M:361:TYR:O	3:M:364:LEU:HB2	2.16	0.45
1:B:128:PHE:HZ	3:M:821:ARG:NH1	2.10	0.45
3:M:186:THR:O	3:M:190:LYS:HG3	2.17	0.45
3:M:330:GLU:O	3:M:333:ALA:HB3	2.16	0.45
1:B:36:GLN:CD	1:B:46:ASP:HA	2.36	0.45
3:M:186:THR:O	3:M:190:LYS:HG3	2.17	0.45
3:M:361:TYR:O	3:M:364:LEU:HB2	2.16	0.45
1:B:94:GLU:HB3	1:B:158:THR:HG21	1.96	0.45
3:M:186:THR:O	3:M:190:LYS:HG3	2.17	0.45
3:M:361:TYR:O	3:M:364:LEU:HB2	2.16	0.45
2:C:25:ILE:O	2:C:62:LYS:HA	2.17	0.45
3:M:186:THR:O	3:M:190:LYS:HG3	2.17	0.45
3:M:330:GLU:O	3:M:333:ALA:HB3	2.16	0.45
3:M:726:VAL:HG11	3:M:783:LEU:CB	2.37	0.45
3:M:186:THR:O	3:M:190:LYS:HG3	2.17	0.45
3:M:330:GLU:O	3:M:333:ALA:HB3	2.16	0.45
3:M:186:THR:O	3:M:190:LYS:HG3	2.17	0.45
3:M:361:TYR:O	3:M:364:LEU:HB2	2.16	0.45
1:B:101:PHE:CD2	3:M:816:ILE:HD12	2.47	0.45
1:B:128:PHE:CD1	3:M:817:GLN:CG	2.96	0.45
2:C:92:ARG:H	3:M:747:LEU:CB	2.23	0.45

Continued on next page...

Continued from previous page...

Atom-1	Atom-2	Interatomic distance (Å)	Clash overlap (Å)
3:M:778:MET:O	3:M:780:ASP:O	2.34	0.45
3:M:767:PHE:CD1	3:M:771:LEU:CD2	3.00	0.45
2:C:94:PHE:HE2	3:M:783:LEU:HD23	1.78	0.45
3:M:139:VAL:HG12	3:M:143:TYR:HD2	1.81	0.45
3:M:488:GLN:O	3:M:491:PHE:HB3	2.17	0.45
3:M:829:TRP:O	3:M:832:MET:N	2.50	0.45
2:C:36:ALA:HA	3:M:800:ARG:HG3	1.99	0.45
1:B:36:GLN:NE2	1:B:46:ASP:HA	2.30	0.45
3:M:767:PHE:CD1	3:M:771:LEU:CD2	3.00	0.45
1:B:140:PHE:O	1:B:144:VAL:HB	2.16	0.45
3:M:508:ILE:CD1	3:M:766:PHE:CG	3.00	0.45
3:M:724:TYR:HB3	3:M:727:LEU:CD1	2.46	0.45
3:M:775:LEU:HA	3:M:775:LEU:HD12	1.70	0.45
1:B:42:ILE:HB	1:B:80:PHE:HZ	1.82	0.45
3:M:794:CYS:O	3:M:797:PHE:HB3	2.17	0.45
2:C:53:PRO:HB2	2:C:56:GLU:HB2	1.99	0.45
3:M:136:ASN:O	3:M:139:VAL:N	2.47	0.45
1:B:128:PHE:CD1	3:M:817:GLN:CD	2.90	0.45
3:M:508:ILE:CD1	3:M:766:PHE:CG	3.00	0.45
3:M:724:TYR:HB3	3:M:727:LEU:CD1	2.46	0.45
3:M:775:LEU:HA	3:M:775:LEU:HD12	1.70	0.45
3:M:136:ASN:O	3:M:139:VAL:N	2.47	0.45
3:M:783:LEU:HA	3:M:786:ILE:HB	1.96	0.45
1:B:48:ARG:HE	1:B:64:LEU:HD13	1.80	0.45
3:M:829:TRP:O	3:M:832:MET:N	2.50	0.45
3:M:136:ASN:O	3:M:139:VAL:N	2.47	0.45
3:M:767:PHE:CD1	3:M:771:LEU:CD2	3.00	0.45
3:M:508:ILE:CD1	3:M:766:PHE:CG	3.00	0.45
3:M:724:TYR:HB3	3:M:727:LEU:CD1	2.46	0.45
3:M:775:LEU:HA	3:M:775:LEU:HD12	1.70	0.45
2:C:100:GLY:HA3	3:M:721:LYS:HZ3	1.82	0.45
3:M:136:ASN:O	3:M:139:VAL:N	2.47	0.45
3:M:794:CYS:O	3:M:797:PHE:HB3	2.17	0.45
1:B:128:PHE:CD1	3:M:817:GLN:CD	2.90	0.45
1:B:140:PHE:O	1:B:144:VAL:HB	2.16	0.45
3:M:136:ASN:O	3:M:139:VAL:N	2.47	0.45
2:C:53:PRO:HB2	2:C:56:GLU:HB2	1.99	0.45
3:M:508:ILE:CD1	3:M:766:PHE:CG	3.00	0.45
3:M:724:TYR:HB3	3:M:727:LEU:CD1	2.46	0.45
3:M:775:LEU:HA	3:M:775:LEU:HD12	1.70	0.45
3:M:144:ARG:HD2	3:M:144:ARG:HA	1.79	0.45

Continued on next page...

Continued from previous page...

Atom-1	Atom-2	Interatomic distance (Å)	Clash overlap (Å)
3:M:176:LEU:N	3:M:176:LEU:CD1	2.74	0.45
3:M:179:GLY:O	3:M:185:LYS:HE2	2.17	0.45
3:M:265:ILE:HG22	3:M:442:VAL:HG13	1.99	0.45
3:M:429:LEU:C	3:M:601:ASP:O	2.55	0.45
3:M:595:TRP:CD1	3:M:595:TRP:N	2.80	0.45
2:C:53:PRO:HB2	2:C:56:GLU:HB2	1.98	0.45
3:M:144:ARG:HD2	3:M:144:ARG:HA	1.79	0.45
3:M:176:LEU:N	3:M:176:LEU:CD1	2.74	0.45
3:M:179:GLY:O	3:M:185:LYS:HE2	2.17	0.45
3:M:265:ILE:HG22	3:M:442:VAL:HG13	1.99	0.45
3:M:429:LEU:C	3:M:601:ASP:O	2.55	0.45
3:M:595:TRP:CD1	3:M:595:TRP:N	2.80	0.45
3:M:794:CYS:O	3:M:797:PHE:HB3	2.17	0.45
3:M:30:LYS:HB2	3:M:31:PRO:HD2	1.97	0.45
3:M:326:ASP:O	3:M:330:GLU:HG2	2.16	0.45
2:C:25:ILE:O	2:C:62:LYS:HA	2.16	0.45
3:M:144:ARG:HD2	3:M:144:ARG:HA	1.79	0.45
3:M:176:LEU:N	3:M:176:LEU:CD1	2.74	0.45
3:M:179:GLY:O	3:M:185:LYS:HE2	2.17	0.45
3:M:265:ILE:HG22	3:M:442:VAL:HG13	1.99	0.45
3:M:429:LEU:C	3:M:601:ASP:O	2.55	0.45
3:M:595:TRP:CD1	3:M:595:TRP:N	2.80	0.45
3:M:767:PHE:CD1	3:M:771:LEU:CD2	3.00	0.45
3:M:794:CYS:O	3:M:797:PHE:HB3	2.17	0.45
3:M:810:ARG:HG2	3:M:810:ARG:NH1	2.29	0.45
3:M:144:ARG:HD2	3:M:144:ARG:HA	1.79	0.45
3:M:176:LEU:N	3:M:176:LEU:CD1	2.74	0.45
3:M:179:GLY:O	3:M:185:LYS:HE2	2.17	0.45
3:M:265:ILE:HG22	3:M:442:VAL:HG13	1.99	0.45
3:M:429:LEU:C	3:M:601:ASP:O	2.55	0.45
3:M:595:TRP:CD1	3:M:595:TRP:N	2.80	0.45
1:B:128:PHE:CD1	3:M:817:GLN:CD	2.90	0.45
3:M:144:ARG:HD2	3:M:144:ARG:HA	1.79	0.45
3:M:176:LEU:N	3:M:176:LEU:CD1	2.74	0.45
3:M:179:GLY:O	3:M:185:LYS:HE2	2.17	0.45
3:M:265:ILE:HG22	3:M:442:VAL:HG13	1.99	0.45
3:M:429:LEU:C	3:M:601:ASP:O	2.55	0.45
3:M:595:TRP:CD1	3:M:595:TRP:N	2.80	0.45
3:M:715:VAL:CG1	3:M:720:PHE:HB2	2.45	0.45
3:M:144:ARG:HD2	3:M:144:ARG:HA	1.79	0.45
3:M:176:LEU:N	3:M:176:LEU:CD1	2.74	0.45

Continued on next page...

Continued from previous page...

Atom-1	Atom-2	Interatomic distance (Å)	Clash overlap (Å)
3:M:179:GLY:O	3:M:185:LYS:HE2	2.17	0.45
3:M:265:ILE:HG22	3:M:442:VAL:HG13	1.99	0.45
3:M:429:LEU:C	3:M:601:ASP:O	2.55	0.45
3:M:595:TRP:CD1	3:M:595:TRP:N	2.80	0.45
3:M:664:LEU:HA	3:M:664:LEU:HD12	1.52	0.45
3:M:667:THR:O	3:M:669:PRO:HD3	2.16	0.45
3:M:810:ARG:HG2	3:M:810:ARG:NH1	2.29	0.45
2:C:25:ILE:O	2:C:62:LYS:HA	2.17	0.45
3:M:664:LEU:HA	3:M:664:LEU:HD12	1.52	0.45
3:M:667:THR:O	3:M:669:PRO:HD3	2.16	0.45
3:M:767:PHE:CD1	3:M:771:LEU:CD2	3.00	0.45
3:M:783:LEU:N	3:M:783:LEU:CD1	2.78	0.45
2:C:94:PHE:HE2	3:M:783:LEU:HD23	1.78	0.45
3:M:89:GLU:CD	3:M:153:PRO:HD2	2.37	0.45
1:B:144:VAL:CA	1:B:148:VAL:HA	2.36	0.45
2:C:53:PRO:HB2	2:C:56:GLU:HB2	1.99	0.45
3:M:664:LEU:HA	3:M:664:LEU:HD12	1.52	0.45
3:M:667:THR:O	3:M:669:PRO:HD3	2.16	0.45
1:B:128:PHE:HZ	3:M:821:ARG:NH1	2.10	0.45
3:M:664:LEU:HA	3:M:664:LEU:HD12	1.52	0.45
3:M:667:THR:O	3:M:669:PRO:HD3	2.16	0.45
3:M:810:ARG:HG2	3:M:810:ARG:NH1	2.29	0.45
1:B:42:ILE:HB	1:B:80:PHE:HZ	1.81	0.45
2:C:142:PHE:HB2	3:M:736:GLN:HE22	1.74	0.45
3:M:89:GLU:CD	3:M:153:PRO:HD2	2.37	0.45
3:M:723:ARG:CG	3:M:723:ARG:NH1	2.80	0.45
3:M:747:LEU:C	3:M:749:GLY:H	2.20	0.45
3:M:767:PHE:CE1	3:M:771:LEU:HD23	2.52	0.45
1:B:128:PHE:CD1	3:M:817:GLN:CG	2.96	0.45
3:M:32:PHE:HB2	3:M:779:ARG:HA	1.50	0.45
3:M:664:LEU:HA	3:M:664:LEU:HD12	1.52	0.45
3:M:667:THR:O	3:M:669:PRO:HD3	2.16	0.45
3:M:767:PHE:CE1	3:M:771:LEU:HD23	2.52	0.45
3:M:89:GLU:CD	3:M:153:PRO:HD2	2.37	0.45
3:M:715:VAL:CG1	3:M:720:PHE:HB2	2.45	0.45
2:C:50:LEU:CD1	2:C:71:MET:SD	3.02	0.45
3:M:664:LEU:HA	3:M:664:LEU:HD12	1.52	0.45
3:M:667:THR:O	3:M:669:PRO:HD3	2.16	0.45
2:C:53:PRO:HB2	2:C:56:GLU:HB2	1.98	0.45
2:C:110:VAL:HG12	3:M:787:ILE:HD11	1.95	0.45
3:M:664:LEU:HA	3:M:664:LEU:HD12	1.52	0.45

Continued on next page...

Continued from previous page...

Atom-1	Atom-2	Interatomic distance (Å)	Clash overlap (Å)
3:M:667:THR:O	3:M:669:PRO:HD3	2.16	0.45
1:B:140:PHE:O	1:B:144:VAL:HB	2.16	0.45
3:M:89:GLU:CD	3:M:153:PRO:HD2	2.37	0.45
3:M:89:GLU:CD	3:M:153:PRO:HD2	2.37	0.45
3:M:767:PHE:CD1	3:M:771:LEU:CD2	3.00	0.45
1:B:128:PHE:CD1	3:M:817:GLN:CD	2.90	0.45
3:M:664:LEU:HA	3:M:664:LEU:HD12	1.52	0.45
3:M:667:THR:O	3:M:669:PRO:HD3	2.16	0.45
2:C:92:ARG:HB2	3:M:747:LEU:HB2	1.99	0.45
3:M:82:PRO:HG2	3:M:85:TYR:CE2	2.50	0.45
3:M:226:ASN:N	3:M:227:PRO:HD2	2.32	0.45
3:M:767:PHE:CD1	3:M:771:LEU:CD2	3.00	0.45
2:C:110:VAL:HG12	3:M:787:ILE:HD11	1.95	0.45
3:M:82:PRO:HG2	3:M:85:TYR:CE2	2.50	0.45
3:M:226:ASN:N	3:M:227:PRO:HD2	2.32	0.45
1:B:36:GLN:CD	1:B:46:ASP:HA	2.36	0.45
3:M:82:PRO:HG2	3:M:85:TYR:CE2	2.51	0.45
3:M:418:THR:CG2	3:M:419:VAL:N	2.79	0.45
3:M:436:LYS:NZ	3:M:647:GLN:CD	2.69	0.45
3:M:82:PRO:HG2	3:M:85:TYR:CE2	2.50	0.45
3:M:226:ASN:N	3:M:227:PRO:HD2	2.32	0.45
2:C:134:ASN:O	3:M:136:ASN:OD1	2.35	0.45
3:M:226:ASN:N	3:M:227:PRO:HD2	2.32	0.45
3:M:767:PHE:CD1	3:M:771:LEU:CD2	3.00	0.45
2:C:25:ILE:O	2:C:62:LYS:HA	2.16	0.45
3:M:82:PRO:HG2	3:M:85:TYR:CE2	2.50	0.45
3:M:226:ASN:N	3:M:227:PRO:HD2	2.32	0.45
1:B:42:ILE:HB	1:B:80:PHE:HZ	1.82	0.45
2:C:25:ILE:O	2:C:62:LYS:HA	2.16	0.45
3:M:82:PRO:HG2	3:M:85:TYR:CE2	2.50	0.45
3:M:226:ASN:N	3:M:227:PRO:HD2	2.32	0.45
1:B:42:ILE:HB	1:B:80:PHE:HZ	1.82	0.45
3:M:179:GLY:O	3:M:185:LYS:HE2	2.17	0.45
3:M:221:GLN:H	3:M:221:GLN:HG2	1.49	0.45
3:M:179:GLY:O	3:M:185:LYS:HE2	2.17	0.45
3:M:221:GLN:H	3:M:221:GLN:HG2	1.49	0.45
3:M:829:TRP:O	3:M:832:MET:N	2.50	0.45
1:B:128:PHE:CD1	3:M:817:GLN:CD	2.90	0.45
3:M:464:ILE:CG2	3:M:465:ALA:N	2.79	0.45
3:M:747:LEU:C	3:M:749:GLY:H	2.20	0.45
2:C:25:ILE:O	2:C:62:LYS:HA	2.16	0.45

Continued on next page...

Continued from previous page...

Atom-1	Atom-2	Interatomic distance (Å)	Clash overlap (Å)
2:C:102:VAL:HB	2:C:137:ILE:CG1	2.44	0.45
3:M:179:GLY:O	3:M:185:LYS:HE2	2.17	0.45
3:M:221:GLN:H	3:M:221:GLN:HG2	1.49	0.45
3:M:829:TRP:O	3:M:832:MET:N	2.50	0.45
1:B:128:PHE:CD1	3:M:817:GLN:CD	2.90	0.45
3:M:179:GLY:O	3:M:185:LYS:HE2	2.17	0.45
3:M:221:GLN:H	3:M:221:GLN:HG2	1.49	0.45
1:B:128:PHE:CD1	3:M:817:GLN:CD	2.90	0.45
3:M:464:ILE:CG2	3:M:465:ALA:N	2.79	0.45
3:M:179:GLY:O	3:M:185:LYS:HE2	2.17	0.45
3:M:221:GLN:H	3:M:221:GLN:HG2	1.49	0.45
1:B:140:PHE:O	1:B:144:VAL:HB	2.16	0.45
3:M:464:ILE:CG2	3:M:465:ALA:N	2.79	0.45
3:M:829:TRP:O	3:M:832:MET:N	2.50	0.45
3:M:179:GLY:O	3:M:185:LYS:HE2	2.17	0.45
3:M:221:GLN:H	3:M:221:GLN:HG2	1.49	0.45
3:M:715:VAL:HG11	3:M:720:PHE:CD1	2.50	0.45
3:M:747:LEU:C	3:M:749:GLY:H	2.20	0.45
3:M:810:ARG:HG2	3:M:810:ARG:NH1	2.29	0.45
3:M:179:GLY:O	3:M:185:LYS:HE2	2.17	0.45
3:M:221:GLN:H	3:M:221:GLN:HG2	1.49	0.45
2:C:44:ALA:O	2:C:48:LYS:HG3	2.16	0.45
3:M:464:ILE:CG2	3:M:465:ALA:N	2.79	0.45
3:M:464:ILE:CG2	3:M:465:ALA:N	2.79	0.45
3:M:798:LEU:HA	3:M:798:LEU:HD12	1.36	0.45
3:M:179:GLY:O	3:M:185:LYS:HE2	2.17	0.45
3:M:221:GLN:H	3:M:221:GLN:HG2	1.49	0.45
3:M:195:TYR:CE2	3:M:199:ILE:CD1	3.00	0.45
3:M:272:LYS:HD3	3:M:649:VAL:HG22	1.65	0.45
3:M:322:VAL:HB	3:M:325:ILE:HG13	1.98	0.45
3:M:418:THR:CG2	3:M:419:VAL:N	2.79	0.45
3:M:464:ILE:HD13	3:M:464:ILE:HG21	1.70	0.45
3:M:568:PRO:HD3	3:M:579:PHE:HA	1.99	0.45
3:M:759:ARG:O	3:M:766:PHE:N	2.32	0.45
3:M:762:HIS:CD2	3:M:762:HIS:N	2.79	0.45
3:M:778:MET:O	3:M:781:ASP:O	2.31	0.45
3:M:195:TYR:CE2	3:M:199:ILE:CD1	3.00	0.45
3:M:272:LYS:HD3	3:M:649:VAL:HG22	1.65	0.45
3:M:322:VAL:HB	3:M:325:ILE:HG13	1.98	0.45
3:M:418:THR:CG2	3:M:419:VAL:N	2.79	0.45
3:M:464:ILE:HD13	3:M:464:ILE:HG21	1.70	0.45

Continued on next page...

Continued from previous page...

Atom-1	Atom-2	Interatomic distance (Å)	Clash overlap (Å)
3:M:568:PRO:HD3	3:M:579:PHE:HA	1.99	0.45
3:M:739:ASP:O	3:M:743:ALA:HB2	2.15	0.45
3:M:767:PHE:CE1	3:M:771:LEU:HD23	2.52	0.45
3:M:578:HIS:O	3:M:579:PHE:HB3	2.15	0.45
3:M:195:TYR:CE2	3:M:199:ILE:CD1	3.00	0.45
3:M:272:LYS:HD3	3:M:649:VAL:HG22	1.65	0.45
3:M:322:VAL:HB	3:M:325:ILE:HG13	1.98	0.45
3:M:418:THR:CG2	3:M:419:VAL:N	2.79	0.45
3:M:464:ILE:HD13	3:M:464:ILE:HG21	1.70	0.45
3:M:568:PRO:HD3	3:M:579:PHE:HA	1.99	0.45
1:B:42:ILE:HB	1:B:80:PHE:HZ	1.82	0.45
3:M:195:TYR:CE2	3:M:199:ILE:CD1	3.00	0.45
3:M:272:LYS:HD3	3:M:649:VAL:HG22	1.65	0.45
3:M:322:VAL:HB	3:M:325:ILE:HG13	1.98	0.45
3:M:418:THR:CG2	3:M:419:VAL:N	2.79	0.45
3:M:464:ILE:HD13	3:M:464:ILE:HG21	1.70	0.45
3:M:568:PRO:HD3	3:M:579:PHE:HA	1.99	0.45
1:B:42:ILE:HB	1:B:80:PHE:HZ	1.82	0.45
2:C:44:ALA:O	2:C:48:LYS:HG3	2.16	0.45
2:C:94:PHE:HE2	3:M:783:LEU:HD23	1.78	0.45
3:M:195:TYR:CE2	3:M:199:ILE:CD1	3.00	0.45
3:M:272:LYS:HD3	3:M:649:VAL:HG22	1.65	0.45
3:M:322:VAL:HB	3:M:325:ILE:HG13	1.98	0.45
3:M:418:THR:CG2	3:M:419:VAL:N	2.79	0.45
3:M:464:ILE:HD13	3:M:464:ILE:HG21	1.70	0.45
3:M:568:PRO:HD3	3:M:579:PHE:HA	1.99	0.45
1:B:101:PHE:HE2	3:M:816:ILE:CD1	2.17	0.45
2:C:93:VAL:HG11	3:M:726:VAL:HG21	1.86	0.45
3:M:195:TYR:CE2	3:M:199:ILE:CD1	3.00	0.45
3:M:272:LYS:HD3	3:M:649:VAL:HG22	1.65	0.45
3:M:322:VAL:HB	3:M:325:ILE:HG13	1.98	0.45
3:M:418:THR:CG2	3:M:419:VAL:N	2.79	0.45
3:M:464:ILE:HD13	3:M:464:ILE:HG21	1.70	0.45
3:M:568:PRO:HD3	3:M:579:PHE:HA	1.99	0.45
3:M:739:ASP:O	3:M:743:ALA:HB2	2.15	0.45
3:M:767:PHE:CE1	3:M:771:LEU:HD23	2.52	0.45
1:B:36:GLN:CD	1:B:46:ASP:HA	2.36	0.45
3:M:429:LEU:C	3:M:601:ASP:O	2.55	0.45
3:M:711:PHE:HB3	3:M:766:PHE:HB3	1.99	0.45
3:M:767:PHE:CD1	3:M:771:LEU:CD2	3.00	0.45
1:B:36:GLN:CD	1:B:46:ASP:HA	2.36	0.45

Continued on next page...

Continued from previous page...

Atom-1	Atom-2	Interatomic distance (Å)	Clash overlap (Å)
3:M:429:LEU:C	3:M:601:ASP:O	2.55	0.45
3:M:99:GLU:N	3:M:100:PRO:CD	2.80	0.45
3:M:195:TYR:CE2	3:M:199:ILE:CD1	3.00	0.45
3:M:767:PHE:CD1	3:M:771:LEU:CD2	3.00	0.45
2:C:36:ALA:HA	3:M:800:ARG:HG3	1.99	0.45
3:M:429:LEU:C	3:M:601:ASP:O	2.55	0.45
3:M:711:PHE:HB3	3:M:766:PHE:HB3	1.99	0.45
3:M:767:PHE:CD1	3:M:771:LEU:CD2	3.00	0.45
2:C:114:LEU:CD1	3:M:23:GLU:CA	2.93	0.45
3:M:429:LEU:C	3:M:601:ASP:O	2.55	0.45
3:M:506:GLU:HG2	3:M:760:PHE:C	2.29	0.45
2:C:36:ALA:HA	3:M:800:ARG:HG3	1.99	0.45
3:M:99:GLU:N	3:M:100:PRO:CD	2.80	0.45
3:M:195:TYR:CE2	3:M:199:ILE:CD1	3.00	0.45
3:M:724:TYR:HD1	3:M:727:LEU:CD1	2.29	0.45
2:C:98:GLY:HA2	3:M:21:GLU:OE1	2.16	0.45
3:M:25:ILE:HG23	3:M:725:ARG:NH1	2.24	0.45
3:M:34:ALA:HB3	3:M:778:MET:HE2	1.99	0.45
3:M:429:LEU:C	3:M:601:ASP:O	2.55	0.45
3:M:747:LEU:C	3:M:749:GLY:H	2.20	0.45
2:C:94:PHE:HE2	3:M:783:LEU:HD23	1.78	0.45
3:M:99:GLU:N	3:M:100:PRO:CD	2.80	0.45
3:M:195:TYR:CE2	3:M:199:ILE:CD1	3.00	0.45
3:M:725:ARG:HH21	3:M:736:GLN:NE2	2.04	0.45
3:M:794:CYS:O	3:M:797:PHE:HB3	2.17	0.45
3:M:429:LEU:C	3:M:601:ASP:O	2.55	0.45
3:M:509:GLU:HB2	3:M:760:PHE:O	2.15	0.45
3:M:429:LEU:C	3:M:601:ASP:O	2.55	0.45
3:M:711:PHE:HB3	3:M:766:PHE:HB3	1.99	0.45
3:M:767:PHE:CD1	3:M:771:LEU:CD2	3.00	0.45
3:M:99:GLU:N	3:M:100:PRO:CD	2.80	0.45
3:M:195:TYR:CE2	3:M:199:ILE:CD1	3.00	0.45
3:M:747:LEU:C	3:M:749:GLY:H	2.20	0.45
3:M:829:TRP:O	3:M:832:MET:N	2.50	0.45
3:M:99:GLU:N	3:M:100:PRO:CD	2.80	0.45
3:M:195:TYR:CE2	3:M:199:ILE:CD1	3.00	0.45
3:M:429:LEU:C	3:M:601:ASP:O	2.55	0.45
3:M:711:PHE:HB3	3:M:766:PHE:HB3	1.99	0.45
3:M:767:PHE:CD1	3:M:771:LEU:CD2	3.00	0.45
3:M:568:PRO:HG2	3:M:577:ALA:O	2.16	0.45
3:M:612:GLN:HG3	3:M:623:PHE:O	2.17	0.45

Continued on next page...

Continued from previous page...

Atom-1	Atom-2	Interatomic distance (Å)	Clash overlap (Å)
3:M:767:PHE:CE1	3:M:771:LEU:HD23	2.52	0.45
3:M:794:CYS:O	3:M:797:PHE:HB3	2.17	0.45
1:B:128:PHE:CD1	3:M:817:GLN:CD	2.90	0.45
1:B:148:VAL:O	1:B:150:TYR:N	2.50	0.45
2:C:25:ILE:O	2:C:62:LYS:HA	2.16	0.45
3:M:568:PRO:HG2	3:M:577:ALA:O	2.16	0.45
3:M:612:GLN:HG3	3:M:623:PHE:O	2.17	0.45
3:M:186:THR:O	3:M:190:LYS:HG3	2.17	0.45
3:M:510:TRP:CD2	3:M:766:PHE:CD2	3.02	0.45
3:M:568:PRO:HG2	3:M:577:ALA:O	2.16	0.45
3:M:612:GLN:HG3	3:M:623:PHE:O	2.17	0.45
3:M:793:ARG:O	3:M:797:PHE:N	2.39	0.45
2:C:89:GLU:HA	3:M:5:ALA:HB2	1.98	0.45
2:C:94:PHE:HE2	3:M:783:LEU:HD23	1.78	0.45
2:C:102:VAL:CG2	3:M:11:GLY:HA2	2.46	0.45
2:C:114:LEU:CB	3:M:23:GLU:HA	2.46	0.45
3:M:22:LYS:O	3:M:784:ALA:HA	2.17	0.45
3:M:82:PRO:HG2	3:M:85:TYR:CE2	2.50	0.45
3:M:568:PRO:HG2	3:M:577:ALA:O	2.16	0.45
3:M:612:GLN:HG3	3:M:623:PHE:O	2.17	0.45
1:B:87:LYS:HE3	3:M:829:TRP:CZ2	2.39	0.45
3:M:568:PRO:HG2	3:M:577:ALA:O	2.16	0.45
3:M:612:GLN:HG3	3:M:623:PHE:O	2.17	0.45
3:M:724:TYR:HB3	3:M:727:LEU:CD1	2.46	0.45
3:M:767:PHE:CE1	3:M:771:LEU:HD23	2.52	0.45
1:B:126:ASP:CA	2:C:21:GLY:HA2	2.37	0.45
2:C:94:PHE:HE2	3:M:783:LEU:HD23	1.78	0.45
3:M:568:PRO:HG2	3:M:577:ALA:O	2.16	0.45
3:M:612:GLN:HG3	3:M:623:PHE:O	2.17	0.45
1:B:128:PHE:CD1	3:M:817:GLN:CD	2.90	0.45
2:C:53:PRO:HB2	2:C:56:GLU:HB2	1.98	0.45
3:M:14:ALA:N	3:M:15:PRO:HD2	2.32	0.45
3:M:326:ASP:O	3:M:330:GLU:HG2	2.16	0.45
3:M:330:GLU:O	3:M:333:ALA:HB3	2.16	0.45
3:M:723:ARG:CG	3:M:723:ARG:NH1	2.79	0.45
3:M:747:LEU:C	3:M:749:GLY:H	2.20	0.45
3:M:14:ALA:N	3:M:15:PRO:HD2	2.32	0.45
3:M:326:ASP:O	3:M:330:GLU:HG2	2.16	0.45
3:M:330:GLU:O	3:M:333:ALA:HB3	2.16	0.45
2:C:25:ILE:O	2:C:62:LYS:HA	2.17	0.45
3:M:265:ILE:HG22	3:M:442:VAL:HG13	1.99	0.45

Continued on next page...

Continued from previous page...

Atom-1	Atom-2	Interatomic distance (Å)	Clash overlap (Å)
3:M:724:TYR:HD1	3:M:727:LEU:CD1	2.29	0.45
3:M:724:TYR:HB3	3:M:727:LEU:CD1	2.46	0.45
3:M:14:ALA:N	3:M:15:PRO:HD2	2.32	0.45
3:M:326:ASP:O	3:M:330:GLU:HG2	2.16	0.45
3:M:330:GLU:O	3:M:333:ALA:HB3	2.16	0.45
3:M:723:ARG:CG	3:M:723:ARG:NH1	2.79	0.45
3:M:747:LEU:C	3:M:749:GLY:H	2.20	0.45
3:M:14:ALA:N	3:M:15:PRO:HD2	2.32	0.45
3:M:326:ASP:O	3:M:330:GLU:HG2	2.16	0.45
3:M:330:GLU:O	3:M:333:ALA:HB3	2.16	0.45
2:C:84:PHE:CA	3:M:730:SER:O	2.50	0.45
3:M:265:ILE:HG22	3:M:442:VAL:HG13	1.99	0.45
3:M:709:LYS:N	3:M:710:GLY:N	2.65	0.45
3:M:767:PHE:CD1	3:M:771:LEU:CD2	3.00	0.45
1:B:124:GLN:NE2	2:C:16:LEU:HD22	2.31	0.45
2:C:53:PRO:HB2	2:C:56:GLU:HB2	1.99	0.45
3:M:14:ALA:N	3:M:15:PRO:HD2	2.32	0.45
3:M:31:PRO:CG	3:M:786:ILE:H	2.27	0.45
3:M:86:ASP:OD1	3:M:723:ARG:CZ	2.34	0.45
3:M:326:ASP:O	3:M:330:GLU:HG2	2.16	0.45
3:M:330:GLU:O	3:M:333:ALA:HB3	2.16	0.45
3:M:735:GLY:CA	3:M:738:MET:CE	2.89	0.45
3:M:265:ILE:HG22	3:M:442:VAL:HG13	1.99	0.45
3:M:783:LEU:N	3:M:783:LEU:CD1	2.78	0.45
2:C:25:ILE:O	2:C:62:LYS:HA	2.16	0.45
3:M:14:ALA:N	3:M:15:PRO:HD2	2.32	0.45
3:M:326:ASP:O	3:M:330:GLU:HG2	2.16	0.45
3:M:330:GLU:O	3:M:333:ALA:HB3	2.16	0.45
3:M:14:ALA:N	3:M:15:PRO:HD2	2.32	0.45
3:M:326:ASP:O	3:M:330:GLU:HG2	2.16	0.45
3:M:330:GLU:O	3:M:333:ALA:HB3	2.16	0.45
3:M:723:ARG:CG	3:M:723:ARG:NH1	2.79	0.45
3:M:747:LEU:C	3:M:749:GLY:H	2.20	0.45
3:M:794:CYS:O	3:M:797:PHE:HB3	2.17	0.45
3:M:265:ILE:HG22	3:M:442:VAL:HG13	1.99	0.45
2:C:36:ALA:HA	3:M:800:ARG:HG3	1.99	0.45
3:M:265:ILE:HG22	3:M:442:VAL:HG13	1.99	0.45
2:C:25:ILE:O	2:C:62:LYS:HA	2.16	0.45
3:M:14:ALA:N	3:M:15:PRO:HD2	2.32	0.45
3:M:326:ASP:O	3:M:330:GLU:HG2	2.16	0.45
3:M:330:GLU:O	3:M:333:ALA:HB3	2.16	0.45

Continued on next page...

Continued from previous page...

Atom-1	Atom-2	Interatomic distance (Å)	Clash overlap (Å)
3:M:723:ARG:CG	3:M:723:ARG:NH1	2.79	0.45
3:M:747:LEU:C	3:M:749:GLY:H	2.20	0.45
2:C:93:VAL:HG23	3:M:720:PHE:CE2	2.51	0.45
3:M:173:GLN:HG3	3:M:670:HIS:HD2	1.82	0.45
3:M:296:LYS:O	3:M:299:LEU:HB2	2.17	0.45
3:M:701:LEU:HD12	3:M:701:LEU:HA	1.55	0.45
1:B:34:ILE:HD11	3:M:834:LEU:HD21	1.87	0.45
2:C:44:ALA:O	2:C:48:LYS:HG3	2.16	0.45
3:M:173:GLN:HG3	3:M:670:HIS:HD2	1.82	0.45
3:M:296:LYS:O	3:M:299:LEU:HB2	2.17	0.45
3:M:701:LEU:HD12	3:M:701:LEU:HA	1.55	0.45
3:M:793:ARG:O	3:M:797:PHE:N	2.39	0.45
3:M:37:SER:O	3:M:38:VAL:HG23	2.17	0.45
3:M:195:TYR:CE2	3:M:199:ILE:CD1	3.00	0.45
3:M:226:ASN:N	3:M:227:PRO:HD2	2.32	0.45
3:M:361:TYR:O	3:M:364:LEU:HB2	2.16	0.45
3:M:429:LEU:C	3:M:601:ASP:O	2.55	0.45
3:M:673:ARG:HD2	3:M:673:ARG:HA	1.78	0.45
3:M:767:PHE:CE1	3:M:771:LEU:HD23	2.52	0.45
3:M:798:LEU:HD12	3:M:798:LEU:HA	1.36	0.45
2:C:36:ALA:HA	3:M:800:ARG:HG3	1.99	0.45
3:M:173:GLN:HG3	3:M:670:HIS:HD2	1.82	0.45
3:M:296:LYS:O	3:M:299:LEU:HB2	2.17	0.45
3:M:701:LEU:HD12	3:M:701:LEU:HA	1.55	0.45
3:M:802:GLU:O	3:M:806:MET:N	2.49	0.45
3:M:805:ARG:CA	3:M:808:GLU:HB2	2.39	0.45
1:B:70:GLU:OE1	1:B:87:LYS:NZ	2.50	0.45
3:M:93:MET:HG2	3:M:772:LEU:HD11	1.35	0.45
3:M:149:GLN:NE2	3:M:718:ALA:HB3	2.32	0.45
3:M:149:GLN:CB	3:M:717:TYR:C	2.64	0.45
3:M:173:GLN:HG3	3:M:670:HIS:HD2	1.82	0.45
3:M:296:LYS:O	3:M:299:LEU:HB2	2.17	0.45
3:M:701:LEU:HD12	3:M:701:LEU:HA	1.55	0.45
3:M:711:PHE:HB3	3:M:766:PHE:HB3	1.99	0.45
3:M:794:CYS:O	3:M:797:PHE:HB3	2.17	0.45
3:M:173:GLN:HG3	3:M:670:HIS:HD2	1.82	0.45
3:M:296:LYS:O	3:M:299:LEU:HB2	2.17	0.45
3:M:701:LEU:HD12	3:M:701:LEU:HA	1.55	0.45
3:M:709:LYS:N	3:M:710:GLY:N	2.64	0.45
3:M:173:GLN:HG3	3:M:670:HIS:HD2	1.82	0.45
3:M:296:LYS:O	3:M:299:LEU:HB2	2.17	0.45

Continued on next page...

Continued from previous page...

Atom-1	Atom-2	Interatomic distance (Å)	Clash overlap (Å)
3:M:701:LEU:HD12	3:M:701:LEU:HA	1.55	0.45
2:C:25:ILE:O	2:C:62:LYS:HA	2.17	0.45
3:M:195:TYR:CE2	3:M:199:ILE:CD1	3.00	0.45
3:M:762:HIS:CD2	3:M:762:HIS:N	2.79	0.45
3:M:195:TYR:CE2	3:M:199:ILE:CD1	3.00	0.45
3:M:712:PRO:HB2	3:M:713:SER:H	1.61	0.45
1:B:70:GLU:OE1	1:B:87:LYS:NZ	2.50	0.45
3:M:173:GLN:HG3	3:M:670:HIS:HD2	1.82	0.45
3:M:326:ASP:O	3:M:330:GLU:HG2	2.16	0.45
3:M:568:PRO:HD3	3:M:579:PHE:HA	1.99	0.45
3:M:195:TYR:CE2	3:M:199:ILE:CD1	3.00	0.45
3:M:762:HIS:CD2	3:M:762:HIS:N	2.79	0.45
1:B:42:ILE:HB	1:B:80:PHE:HZ	1.82	0.45
1:B:128:PHE:CD1	3:M:817:GLN:CG	2.96	0.45
3:M:95:THR:HG22	3:M:773:GLY:N	2.32	0.45
3:M:195:TYR:CE2	3:M:199:ILE:CD1	3.00	0.45
3:M:794:CYS:O	3:M:797:PHE:HB3	2.17	0.45
1:B:148:VAL:O	1:B:150:TYR:N	2.50	0.45
2:C:87:PHE:CZ	3:M:728:ASN:CG	2.90	0.45
3:M:173:GLN:HG3	3:M:670:HIS:HD2	1.82	0.45
3:M:326:ASP:O	3:M:330:GLU:HG2	2.16	0.45
3:M:568:PRO:HD3	3:M:579:PHE:HA	1.99	0.45
2:C:94:PHE:HE2	3:M:783:LEU:HD23	1.78	0.45
3:M:195:TYR:CE2	3:M:199:ILE:CD1	3.00	0.45
2:C:53:PRO:HB2	2:C:56:GLU:HB2	1.99	0.45
3:M:173:GLN:HG3	3:M:670:HIS:HD2	1.82	0.45
3:M:326:ASP:O	3:M:330:GLU:HG2	2.16	0.45
3:M:568:PRO:HD3	3:M:579:PHE:HA	1.99	0.45
3:M:711:PHE:HB3	3:M:766:PHE:HB3	1.99	0.45
3:M:767:PHE:CE1	3:M:771:LEU:HD23	2.52	0.45
3:M:798:LEU:HA	3:M:798:LEU:HD12	1.36	0.45
3:M:195:TYR:CE2	3:M:199:ILE:CD1	3.00	0.45
3:M:711:PHE:HB3	3:M:766:PHE:HB3	1.99	0.45
2:C:36:ALA:HA	3:M:800:ARG:HG3	1.99	0.45
3:M:195:TYR:CE2	3:M:199:ILE:CD1	3.00	0.45
3:M:762:HIS:CD2	3:M:762:HIS:N	2.79	0.45
1:B:101:PHE:CD2	3:M:816:ILE:HD12	2.47	0.45
1:B:128:PHE:CD1	3:M:817:GLN:CD	2.90	0.45
2:C:140:GLU:HA	3:M:736:GLN:HA	1.20	0.45
3:M:173:GLN:HG3	3:M:670:HIS:HD2	1.82	0.45
3:M:326:ASP:O	3:M:330:GLU:HG2	2.16	0.45

Continued on next page...

Continued from previous page...

Atom-1	Atom-2	Interatomic distance (Å)	Clash overlap (Å)
3:M:508:ILE:CD1	3:M:766:PHE:CG	3.00	0.45
3:M:568:PRO:HD3	3:M:579:PHE:HA	1.99	0.45
3:M:723:ARG:CG	3:M:723:ARG:NH1	2.80	0.45
3:M:724:TYR:HB3	3:M:727:LEU:CD1	2.46	0.45
3:M:767:PHE:CD1	3:M:771:LEU:CD2	3.00	0.45
2:C:44:ALA:O	2:C:48:LYS:HG3	2.16	0.45
3:M:173:GLN:HG3	3:M:670:HIS:HD2	1.82	0.45
3:M:326:ASP:O	3:M:330:GLU:HG2	2.16	0.45
3:M:568:PRO:HD3	3:M:579:PHE:HA	1.99	0.45
3:M:711:PHE:HB3	3:M:766:PHE:HB3	1.99	0.45
3:M:805:ARG:C	3:M:806:MET:C	2.76	0.45
3:M:195:TYR:CE2	3:M:199:ILE:CD1	3.00	0.45
3:M:762:HIS:CD2	3:M:762:HIS:N	2.79	0.45
3:M:779:ARG:CZ	3:M:783:LEU:CD2	2.94	0.45
1:B:148:VAL:O	1:B:150:TYR:N	2.50	0.45
2:C:25:ILE:O	2:C:62:LYS:HA	2.16	0.45
3:M:99:GLU:N	3:M:100:PRO:CD	2.80	0.45
3:M:810:ARG:HG2	3:M:810:ARG:NH1	2.29	0.45
2:C:131:GLU:HB3	2:C:137:ILE:CG2	2.44	0.45
3:M:99:GLU:N	3:M:100:PRO:CD	2.80	0.45
2:C:36:ALA:HA	3:M:800:ARG:HG3	1.99	0.45
3:M:296:LYS:O	3:M:299:LEU:HB2	2.17	0.45
3:M:612:GLN:HG3	3:M:623:PHE:O	2.17	0.45
3:M:783:LEU:N	3:M:783:LEU:CD1	2.78	0.45
2:C:53:PRO:HB2	2:C:56:GLU:HB2	1.98	0.45
3:M:99:GLU:N	3:M:100:PRO:CD	2.80	0.45
3:M:99:GLU:N	3:M:100:PRO:CD	2.80	0.45
3:M:149:GLN:HG3	3:M:719:ASP:CG	2.37	0.45
3:M:724:TYR:O	3:M:727:LEU:HD12	2.17	0.45
1:B:70:GLU:OE1	1:B:87:LYS:NZ	2.50	0.45
3:M:99:GLU:N	3:M:100:PRO:CD	2.80	0.45
3:M:747:LEU:C	3:M:749:GLY:H	2.20	0.45
3:M:794:CYS:O	3:M:797:PHE:HB3	2.17	0.45
3:M:99:GLU:N	3:M:100:PRO:CD	2.80	0.45
3:M:787:ILE:HG21	3:M:787:ILE:HD13	1.67	0.45
3:M:794:CYS:O	3:M:797:PHE:HB3	2.17	0.45
3:M:794:CYS:O	3:M:797:PHE:HB3	2.17	0.45
1:B:70:GLU:OE1	1:B:87:LYS:NZ	2.50	0.45
1:B:128:PHE:CD1	3:M:817:GLN:CD	2.90	0.45
1:B:148:VAL:O	1:B:150:TYR:N	2.50	0.45
3:M:747:LEU:C	3:M:749:GLY:H	2.20	0.45

Continued on next page...

Continued from previous page...

Atom-1	Atom-2	Interatomic distance (Å)	Clash overlap (Å)
3:M:37:SER:O	3:M:38:VAL:HG23	2.17	0.45
3:M:701:LEU:HD12	3:M:701:LEU:HA	1.55	0.45
3:M:794:CYS:O	3:M:797:PHE:HB3	2.17	0.45
1:B:42:ILE:HB	1:B:80:PHE:HZ	1.82	0.45
1:B:148:VAL:O	1:B:150:TYR:N	2.50	0.45
1:B:70:GLU:OE1	1:B:87:LYS:NZ	2.50	0.45
1:B:148:VAL:O	1:B:150:TYR:N	2.50	0.45
2:C:25:ILE:O	2:C:62:LYS:HA	2.16	0.45
3:M:767:PHE:CD1	3:M:771:LEU:HD23	2.52	0.45
3:M:37:SER:O	3:M:38:VAL:HG23	2.17	0.45
3:M:701:LEU:HD12	3:M:701:LEU:HA	1.55	0.45
3:M:767:PHE:CD1	3:M:771:LEU:HD23	2.52	0.45
3:M:779:ARG:C	3:M:783:LEU:N	2.52	0.45
1:B:128:PHE:CD1	3:M:817:GLN:CD	2.90	0.45
1:B:148:VAL:O	1:B:150:TYR:N	2.50	0.45
3:M:37:SER:O	3:M:38:VAL:HG23	2.17	0.45
3:M:701:LEU:HD12	3:M:701:LEU:HA	1.55	0.45
3:M:793:ARG:O	3:M:797:PHE:N	2.39	0.45
3:M:759:ARG:O	3:M:766:PHE:N	2.32	0.45
2:C:87:PHE:CZ	3:M:728:ASN:CG	2.90	0.45
3:M:37:SER:O	3:M:38:VAL:HG23	2.17	0.45
3:M:701:LEU:HD12	3:M:701:LEU:HA	1.55	0.45
3:M:37:SER:O	3:M:38:VAL:HG23	2.17	0.45
3:M:507:GLY:CA	3:M:764:LYS:HZ2	2.25	0.45
3:M:701:LEU:HD12	3:M:701:LEU:HA	1.55	0.45
3:M:712:PRO:HB2	3:M:713:SER:H	1.61	0.45
3:M:724:TYR:HD1	3:M:727:LEU:CD1	2.29	0.45
2:C:36:ALA:HA	3:M:800:ARG:HG3	1.99	0.45
3:M:779:ARG:C	3:M:780:ASP:C	2.76	0.45
1:B:70:GLU:OE1	1:B:87:LYS:NZ	2.50	0.45
2:C:144:LYS:N	3:M:733:PRO:HG2	2.26	0.45
3:M:322:VAL:CG1	3:M:325:ILE:HD11	2.47	0.45
3:M:464:ILE:CG2	3:M:465:ALA:N	2.79	0.45
3:M:322:VAL:CG1	3:M:325:ILE:HD11	2.47	0.45
3:M:464:ILE:CG2	3:M:465:ALA:N	2.79	0.45
3:M:508:ILE:CD1	3:M:766:PHE:CG	3.00	0.45
3:M:173:GLN:HG3	3:M:670:HIS:HD2	1.82	0.45
3:M:429:LEU:CA	3:M:601:ASP:O	2.63	0.45
3:M:568:PRO:HD3	3:M:579:PHE:HA	1.99	0.45
3:M:767:PHE:CD1	3:M:771:LEU:HD23	2.52	0.45
1:B:128:PHE:CD1	3:M:817:GLN:CD	2.90	0.45

Continued on next page...

Continued from previous page...

Atom-1	Atom-2	Interatomic distance (Å)	Clash overlap (Å)
2:C:149:VAL:CG1	3:M:800:ARG:HB3	2.22	0.45
3:M:322:VAL:CG1	3:M:325:ILE:HD11	2.47	0.45
3:M:464:ILE:CG2	3:M:465:ALA:N	2.79	0.45
3:M:724:TYR:HB3	3:M:727:LEU:CD1	2.46	0.45
3:M:747:LEU:C	3:M:749:GLY:H	2.20	0.45
3:M:762:HIS:CD2	3:M:762:HIS:N	2.79	0.45
3:M:767:PHE:CE1	3:M:771:LEU:HD23	2.52	0.45
2:C:17:PHE:CE2	3:M:806:MET:SD	3.10	0.45
2:C:136:CYS:C	3:M:11:GLY:CA	2.70	0.45
2:C:139:TYR:OH	3:M:7:MET:CB	2.63	0.45
3:M:25:ILE:HG13	3:M:786:ILE:HB	1.99	0.45
3:M:97:LEU:HD23	3:M:712:PRO:CG	2.46	0.45
3:M:322:VAL:CG1	3:M:325:ILE:HD11	2.47	0.45
3:M:464:ILE:CG2	3:M:465:ALA:N	2.79	0.45
3:M:505:LYS:NZ	3:M:763:THR:N	2.65	0.45
3:M:322:VAL:CG1	3:M:325:ILE:HD11	2.47	0.45
3:M:464:ILE:CG2	3:M:465:ALA:N	2.79	0.45
3:M:709:LYS:O	3:M:710:GLY:C	2.53	0.45
3:M:322:VAL:CG1	3:M:325:ILE:HD11	2.47	0.45
3:M:464:ILE:CG2	3:M:465:ALA:N	2.79	0.45
3:M:508:ILE:CD1	3:M:766:PHE:CG	3.00	0.45
3:M:91:MET:CE	3:M:119:SER:HB2	2.47	0.45
3:M:296:LYS:O	3:M:299:LEU:HB2	2.17	0.45
3:M:91:MET:CE	3:M:119:SER:HB2	2.47	0.45
3:M:296:LYS:O	3:M:299:LEU:HB2	2.17	0.45
3:M:296:LYS:O	3:M:299:LEU:HB2	2.17	0.45
3:M:322:VAL:CG1	3:M:325:ILE:HD11	2.47	0.45
3:M:91:MET:CE	3:M:119:SER:HB2	2.47	0.45
3:M:296:LYS:O	3:M:299:LEU:HB2	2.17	0.45
3:M:91:MET:CE	3:M:119:SER:HB2	2.47	0.45
3:M:296:LYS:O	3:M:299:LEU:HB2	2.17	0.45
2:C:53:PRO:HB2	2:C:56:GLU:HB2	1.99	0.45
3:M:296:LYS:O	3:M:299:LEU:HB2	2.17	0.45
3:M:322:VAL:CG1	3:M:325:ILE:HD11	2.47	0.45
3:M:88:ILE:HD13	3:M:719:ASP:HB3	1.98	0.45
3:M:91:MET:CE	3:M:119:SER:HB2	2.47	0.45
3:M:296:LYS:O	3:M:299:LEU:HB2	2.17	0.45
3:M:767:PHE:CD1	3:M:771:LEU:HD23	2.52	0.45
3:M:296:LYS:O	3:M:299:LEU:HB2	2.17	0.45
3:M:322:VAL:CG1	3:M:325:ILE:HD11	2.47	0.45
1:B:87:LYS:HE3	3:M:829:TRP:CZ2	2.39	0.45

Continued on next page...

Continued from previous page...

Atom-1	Atom-2	Interatomic distance (Å)	Clash overlap (Å)
1:B:128:PHE:CD1	3:M:817:GLN:CD	2.90	0.45
1:B:148:VAL:O	1:B:150:TYR:N	2.50	0.45
2:C:36:ALA:HA	3:M:800:ARG:HG3	1.99	0.45
3:M:91:MET:CE	3:M:119:SER:HB2	2.47	0.45
3:M:296:LYS:O	3:M:299:LEU:HB2	2.17	0.45
2:C:131:GLU:HB3	2:C:137:ILE:CG2	2.45	0.45
3:M:91:MET:CE	3:M:119:SER:HB2	2.47	0.45
3:M:296:LYS:O	3:M:299:LEU:HB2	2.17	0.45
3:M:803:TYR:CE1	3:M:807:VAL:HG11	2.52	0.45
2:C:53:PRO:HB2	2:C:56:GLU:HB2	1.99	0.45
2:C:91:LEU:HD22	3:M:725:ARG:HH11	1.17	0.45
3:M:296:LYS:O	3:M:299:LEU:HB2	2.17	0.45
3:M:322:VAL:CG1	3:M:325:ILE:HD11	2.47	0.45
3:M:724:TYR:HD1	3:M:727:LEU:CD1	2.29	0.45
3:M:296:LYS:O	3:M:299:LEU:HB2	2.17	0.45
3:M:322:VAL:CG1	3:M:325:ILE:HD11	2.47	0.45
1:B:42:ILE:HB	1:B:80:PHE:HZ	1.82	0.45
3:M:91:MET:CE	3:M:119:SER:HB2	2.47	0.45
3:M:296:LYS:O	3:M:299:LEU:HB2	2.17	0.45
2:C:97:GLU:N	3:M:718:ALA:HB1	2.32	0.44
3:M:724:TYR:O	3:M:727:LEU:HD12	2.17	0.44
1:B:124:GLN:H	2:C:19:ARG:CZ	2.27	0.44
3:M:99:GLU:N	3:M:100:PRO:CD	2.80	0.44
3:M:107:LYS:CB	3:M:686:MET:HE2	2.41	0.44
3:M:265:ILE:HG22	3:M:442:VAL:HG13	1.99	0.44
3:M:794:CYS:O	3:M:797:PHE:HB3	2.17	0.44
3:M:810:ARG:HG2	3:M:810:ARG:NH1	2.29	0.44
1:B:42:ILE:HB	1:B:80:PHE:HZ	1.82	0.44
3:M:715:VAL:HG12	3:M:720:PHE:HB2	2.00	0.44
3:M:804:ARG:C	3:M:808:GLU:H	2.20	0.44
1:B:148:VAL:O	1:B:150:TYR:N	2.50	0.44
2:C:53:PRO:HB2	2:C:56:GLU:HB2	1.98	0.44
3:M:767:PHE:CD1	3:M:771:LEU:CD2	3.00	0.44
1:B:128:PHE:CD1	3:M:817:GLN:CD	2.90	0.44
2:C:53:PRO:HB2	2:C:56:GLU:HB2	1.98	0.44
3:M:724:TYR:O	3:M:727:LEU:HD12	2.17	0.44
3:M:97:LEU:HA	3:M:97:LEU:HD12	1.67	0.44
3:M:612:GLN:HG3	3:M:623:PHE:O	2.17	0.44
3:M:724:TYR:O	3:M:727:LEU:HD12	2.18	0.44
3:M:97:LEU:HA	3:M:97:LEU:HD12	1.67	0.44
3:M:612:GLN:HG3	3:M:623:PHE:O	2.17	0.44

Continued on next page...

Continued from previous page...

Atom-1	Atom-2	Interatomic distance (Å)	Clash overlap (Å)
3:M:48:VAL:HA	3:M:104:TYR:OH	2.18	0.44
3:M:291:ILE:HA	3:M:331:LEU:CD1	2.39	0.44
3:M:436:LYS:NZ	3:M:647:GLN:OE1	2.40	0.44
3:M:767:PHE:CD1	3:M:771:LEU:HD23	2.52	0.44
3:M:97:LEU:HA	3:M:97:LEU:HD12	1.67	0.44
3:M:612:GLN:HG3	3:M:623:PHE:O	2.17	0.44
3:M:724:TYR:O	3:M:727:LEU:HD12	2.18	0.44
2:C:131:GLU:HB3	2:C:137:ILE:CG2	2.45	0.44
3:M:97:LEU:HA	3:M:97:LEU:HD12	1.67	0.44
3:M:612:GLN:HG3	3:M:623:PHE:O	2.17	0.44
3:M:724:TYR:O	3:M:727:LEU:HD12	2.18	0.44
2:C:93:VAL:H	3:M:725:ARG:N	2.15	0.44
3:M:48:VAL:HA	3:M:104:TYR:OH	2.18	0.44
3:M:291:ILE:HA	3:M:331:LEU:CD1	2.39	0.44
3:M:436:LYS:NZ	3:M:647:GLN:OE1	2.40	0.44
3:M:794:CYS:O	3:M:797:PHE:HB3	2.17	0.44
2:C:25:ILE:O	2:C:62:LYS:HA	2.16	0.44
2:C:131:GLU:HB3	2:C:137:ILE:CG2	2.45	0.44
3:M:80:MET:CB	3:M:777:GLU:CA	2.92	0.44
3:M:97:LEU:HA	3:M:97:LEU:HD12	1.67	0.44
3:M:612:GLN:HG3	3:M:623:PHE:O	2.17	0.44
3:M:767:PHE:CD1	3:M:771:LEU:CD2	3.00	0.44
3:M:48:VAL:HA	3:M:104:TYR:OH	2.18	0.44
3:M:291:ILE:HA	3:M:331:LEU:CD1	2.39	0.44
3:M:436:LYS:NZ	3:M:647:GLN:OE1	2.40	0.44
1:B:137:TRP:HE3	1:B:144:VAL:HG11	1.83	0.44
3:M:97:LEU:HA	3:M:97:LEU:HD12	1.67	0.44
3:M:612:GLN:HG3	3:M:623:PHE:O	2.17	0.44
3:M:767:PHE:CD1	3:M:771:LEU:HD23	2.52	0.44
3:M:794:CYS:O	3:M:797:PHE:HB3	2.17	0.44
1:B:128:PHE:CD1	3:M:817:GLN:CD	2.90	0.44
3:M:97:LEU:HA	3:M:97:LEU:HD12	1.67	0.44
3:M:612:GLN:HG3	3:M:623:PHE:O	2.17	0.44
3:M:724:TYR:O	3:M:727:LEU:HD12	2.18	0.44
3:M:48:VAL:HA	3:M:104:TYR:OH	2.18	0.44
3:M:291:ILE:HA	3:M:331:LEU:CD1	2.39	0.44
3:M:436:LYS:NZ	3:M:647:GLN:OE1	2.40	0.44
3:M:724:TYR:O	3:M:727:LEU:HD12	2.17	0.44
3:M:767:PHE:CE1	3:M:771:LEU:HD23	2.52	0.44
2:C:25:ILE:O	2:C:62:LYS:HA	2.17	0.44
3:M:48:VAL:HA	3:M:104:TYR:OH	2.18	0.44

Continued on next page...

Continued from previous page...

Atom-1	Atom-2	Interatomic distance (Å)	Clash overlap (Å)
3:M:291:ILE:HA	3:M:331:LEU:CD1	2.39	0.44
3:M:436:LYS:NZ	3:M:647:GLN:OE1	2.40	0.44
3:M:767:PHE:CD1	3:M:771:LEU:HD23	2.52	0.44
3:M:767:PHE:CE1	3:M:771:LEU:HD23	2.52	0.44
3:M:787:ILE:HG21	3:M:787:ILE:HD13	1.67	0.44
3:M:97:LEU:HA	3:M:97:LEU:HD12	1.67	0.44
3:M:612:GLN:HG3	3:M:623:PHE:O	2.17	0.44
3:M:724:TYR:O	3:M:727:LEU:HD12	2.18	0.44
1:B:128:PHE:CD1	3:M:817:GLN:CD	2.90	0.44
2:C:145:HIS:CG	3:M:733:PRO:HB3	2.19	0.44
3:M:89:GLU:CD	3:M:153:PRO:HD2	2.37	0.44
3:M:675:ILE:HG23	3:M:676:ILE:N	2.33	0.44
3:M:729:ALA:CA	3:M:790:THR:HG21	2.47	0.44
1:B:70:GLU:OE1	1:B:87:LYS:NZ	2.50	0.44
3:M:89:GLU:CD	3:M:153:PRO:HD2	2.37	0.44
3:M:675:ILE:HG23	3:M:676:ILE:N	2.33	0.44
1:B:112:ILE:HD12	1:B:150:TYR:CE1	2.53	0.44
1:B:125:CYS:H	2:C:17:PHE:C	2.21	0.44
2:C:25:ILE:O	2:C:62:LYS:HA	2.17	0.44
3:M:48:VAL:HA	3:M:104:TYR:OH	2.18	0.44
3:M:322:VAL:CG1	3:M:325:ILE:HD11	2.47	0.44
1:B:148:VAL:O	1:B:150:TYR:N	2.50	0.44
3:M:89:GLU:CD	3:M:153:PRO:HD2	2.37	0.44
3:M:675:ILE:HG23	3:M:676:ILE:N	2.33	0.44
3:M:724:TYR:O	3:M:727:LEU:HD12	2.17	0.44
3:M:759:ARG:O	3:M:766:PHE:N	2.32	0.44
3:M:767:PHE:CD1	3:M:771:LEU:HD23	2.52	0.44
1:B:87:LYS:HZ1	3:M:829:TRP:HE1	1.57	0.44
3:M:89:GLU:CD	3:M:153:PRO:HD2	2.37	0.44
3:M:675:ILE:HG23	3:M:676:ILE:N	2.33	0.44
3:M:767:PHE:CD1	3:M:771:LEU:HD23	2.52	0.44
3:M:810:ARG:HG2	3:M:810:ARG:NH1	2.29	0.44
3:M:89:GLU:CD	3:M:153:PRO:HD2	2.37	0.44
3:M:508:ILE:CD1	3:M:766:PHE:CE2	3.00	0.44
3:M:675:ILE:HG23	3:M:676:ILE:N	2.33	0.44
1:B:148:VAL:O	1:B:150:TYR:N	2.50	0.44
3:M:89:GLU:CD	3:M:153:PRO:HD2	2.37	0.44
3:M:675:ILE:HG23	3:M:676:ILE:N	2.33	0.44
3:M:803:TYR:HA	3:M:807:VAL:HG23	1.27	0.44
3:M:37:SER:O	3:M:38:VAL:HG23	2.17	0.44
3:M:99:GLU:N	3:M:100:PRO:CD	2.80	0.44

Continued on next page...

Continued from previous page...

Atom-1	Atom-2	Interatomic distance (Å)	Clash overlap (Å)
3:M:103:LEU:HD22	3:M:692:LEU:HG	1.98	0.44
3:M:163:TYR:O	3:M:166:MET:HB3	2.17	0.44
3:M:173:GLN:HG3	3:M:670:HIS:HD2	1.82	0.44
3:M:464:ILE:CG2	3:M:465:ALA:N	2.79	0.44
3:M:496:PHE:CE2	3:M:514:ASP:HA	2.50	0.44
3:M:715:VAL:HG11	3:M:720:PHE:CD1	2.49	0.44
3:M:767:PHE:CD1	3:M:771:LEU:HD23	2.52	0.44
1:B:112:ILE:HD12	1:B:150:TYR:CE1	2.53	0.44
3:M:37:SER:O	3:M:38:VAL:HG23	2.17	0.44
3:M:99:GLU:N	3:M:100:PRO:CD	2.80	0.44
3:M:103:LEU:HD22	3:M:692:LEU:HG	1.98	0.44
3:M:163:TYR:O	3:M:166:MET:HB3	2.17	0.44
3:M:173:GLN:HG3	3:M:670:HIS:HD2	1.82	0.44
3:M:464:ILE:CG2	3:M:465:ALA:N	2.79	0.44
3:M:496:PHE:CE2	3:M:514:ASP:HA	2.50	0.44
3:M:724:TYR:O	3:M:727:LEU:HD12	2.18	0.44
1:B:148:VAL:O	1:B:150:TYR:N	2.50	0.44
3:M:193:ILE:HD11	3:M:250:ILE:CD1	2.48	0.44
3:M:226:ASN:N	3:M:227:PRO:HD2	2.32	0.44
3:M:265:ILE:CG2	3:M:266:GLU:N	2.79	0.44
3:M:295:LYS:CG	3:M:332:MET:HE1	2.45	0.44
3:M:436:LYS:HZ3	3:M:647:GLN:CD	2.18	0.44
3:M:37:SER:O	3:M:38:VAL:HG23	2.17	0.44
3:M:99:GLU:N	3:M:100:PRO:CD	2.80	0.44
3:M:103:LEU:HD22	3:M:692:LEU:HG	1.98	0.44
3:M:163:TYR:O	3:M:166:MET:HB3	2.17	0.44
3:M:173:GLN:HG3	3:M:670:HIS:HD2	1.82	0.44
3:M:464:ILE:CG2	3:M:465:ALA:N	2.79	0.44
3:M:496:PHE:CE2	3:M:514:ASP:HA	2.50	0.44
3:M:715:VAL:HG11	3:M:720:PHE:CD1	2.49	0.44
3:M:767:PHE:CD1	3:M:771:LEU:HD23	2.52	0.44
3:M:37:SER:O	3:M:38:VAL:HG23	2.17	0.44
3:M:99:GLU:N	3:M:100:PRO:CD	2.80	0.44
3:M:103:LEU:HD22	3:M:692:LEU:HG	1.98	0.44
3:M:163:TYR:O	3:M:166:MET:HB3	2.17	0.44
3:M:173:GLN:HG3	3:M:670:HIS:HD2	1.82	0.44
3:M:464:ILE:CG2	3:M:465:ALA:N	2.79	0.44
3:M:496:PHE:CE2	3:M:514:ASP:HA	2.50	0.44
3:M:724:TYR:HB3	3:M:727:LEU:CD1	2.46	0.44
3:M:767:PHE:CD1	3:M:771:LEU:CD2	3.00	0.44
1:B:70:GLU:OE1	1:B:87:LYS:NZ	2.50	0.44

Continued on next page...

Continued from previous page...

Atom-1	Atom-2	Interatomic distance (Å)	Clash overlap (Å)
2:C:25:ILE:O	2:C:62:LYS:HA	2.17	0.44
3:M:193:ILE:HD11	3:M:250:ILE:CD1	2.48	0.44
3:M:226:ASN:N	3:M:227:PRO:HD2	2.32	0.44
3:M:265:ILE:CG2	3:M:266:GLU:N	2.79	0.44
3:M:295:LYS:CG	3:M:332:MET:HE1	2.45	0.44
3:M:436:LYS:HZ3	3:M:647:GLN:CD	2.18	0.44
1:B:42:ILE:HB	1:B:80:PHE:HZ	1.82	0.44
3:M:99:GLU:N	3:M:100:PRO:CD	2.80	0.44
3:M:103:LEU:HD22	3:M:692:LEU:HG	1.98	0.44
3:M:163:TYR:O	3:M:166:MET:HB3	2.17	0.44
3:M:173:GLN:HG3	3:M:670:HIS:HD2	1.82	0.44
3:M:464:ILE:CG2	3:M:465:ALA:N	2.79	0.44
3:M:496:PHE:CE2	3:M:514:ASP:HA	2.50	0.44
3:M:794:CYS:O	3:M:797:PHE:HB3	2.17	0.44
1:B:42:ILE:HB	1:B:80:PHE:HZ	1.81	0.44
1:B:144:VAL:CA	1:B:148:VAL:HA	2.36	0.44
3:M:193:ILE:HD11	3:M:250:ILE:CD1	2.48	0.44
3:M:226:ASN:N	3:M:227:PRO:HD2	2.32	0.44
3:M:265:ILE:CG2	3:M:266:GLU:N	2.79	0.44
3:M:295:LYS:CG	3:M:332:MET:HE1	2.45	0.44
3:M:436:LYS:HZ3	3:M:647:GLN:CD	2.18	0.44
3:M:37:SER:O	3:M:38:VAL:HG23	2.17	0.44
3:M:99:GLU:N	3:M:100:PRO:CD	2.80	0.44
3:M:103:LEU:HD22	3:M:692:LEU:HG	1.98	0.44
3:M:163:TYR:O	3:M:166:MET:HB3	2.17	0.44
3:M:173:GLN:HG3	3:M:670:HIS:HD2	1.82	0.44
3:M:464:ILE:CG2	3:M:465:ALA:N	2.79	0.44
3:M:496:PHE:CE2	3:M:514:ASP:HA	2.50	0.44
2:C:149:VAL:HG22	3:M:797:PHE:CE1	2.44	0.44
3:M:37:SER:O	3:M:38:VAL:HG23	2.17	0.44
3:M:99:GLU:N	3:M:100:PRO:CD	2.80	0.44
3:M:103:LEU:HD22	3:M:692:LEU:HG	1.98	0.44
3:M:163:TYR:O	3:M:166:MET:HB3	2.17	0.44
3:M:173:GLN:HG3	3:M:670:HIS:HD2	1.82	0.44
3:M:464:ILE:CG2	3:M:465:ALA:N	2.79	0.44
3:M:496:PHE:CE2	3:M:514:ASP:HA	2.50	0.44
3:M:715:VAL:HG11	3:M:720:PHE:CD1	2.49	0.44
3:M:767:PHE:CD1	3:M:771:LEU:HD23	2.52	0.44
1:B:148:VAL:O	1:B:150:TYR:N	2.50	0.44
3:M:193:ILE:HD11	3:M:250:ILE:CD1	2.48	0.44
3:M:226:ASN:N	3:M:227:PRO:HD2	2.32	0.44

Continued on next page...

Continued from previous page...

Atom-1	Atom-2	Interatomic distance (Å)	Clash overlap (Å)
3:M:265:ILE:CG2	3:M:266:GLU:N	2.79	0.44
3:M:295:LYS:CG	3:M:332:MET:HE1	2.45	0.44
3:M:436:LYS:HZ3	3:M:647:GLN:CD	2.18	0.44
3:M:711:PHE:HB3	3:M:766:PHE:HB3	1.99	0.44
3:M:715:VAL:HG11	3:M:720:PHE:CD1	2.50	0.44
2:C:53:PRO:HB2	2:C:56:GLU:HB2	1.99	0.44
3:M:193:ILE:HD11	3:M:250:ILE:CD1	2.48	0.44
3:M:226:ASN:N	3:M:227:PRO:HD2	2.32	0.44
3:M:265:ILE:CG2	3:M:266:GLU:N	2.79	0.44
3:M:295:LYS:CG	3:M:332:MET:HE1	2.45	0.44
3:M:436:LYS:HZ3	3:M:647:GLN:CD	2.18	0.44
3:M:724:TYR:O	3:M:727:LEU:HD12	2.17	0.44
1:B:101:PHE:CD2	3:M:816:ILE:HD12	2.47	0.44
3:M:37:SER:O	3:M:38:VAL:HG23	2.17	0.44
3:M:99:GLU:N	3:M:100:PRO:CD	2.80	0.44
3:M:103:LEU:HD22	3:M:692:LEU:HG	1.98	0.44
3:M:163:TYR:O	3:M:166:MET:HB3	2.17	0.44
3:M:173:GLN:HG3	3:M:670:HIS:HD2	1.82	0.44
3:M:464:ILE:CG2	3:M:465:ALA:N	2.79	0.44
3:M:496:PHE:CE2	3:M:514:ASP:HA	2.50	0.44
3:M:715:VAL:HG11	3:M:720:PHE:CD1	2.49	0.44
3:M:767:PHE:CD1	3:M:771:LEU:HD23	2.52	0.44
2:C:36:ALA:HA	3:M:800:ARG:HG3	1.99	0.44
3:M:37:SER:O	3:M:38:VAL:HG23	2.17	0.44
3:M:64:THR:HB	3:M:68:GLU:N	2.32	0.44
3:M:129:TYR:HD1	3:M:129:TYR:HA	1.65	0.44
3:M:295:LYS:HG2	3:M:332:MET:HE2	1.99	0.44
3:M:436:LYS:HE3	3:M:652:LEU:HD11	2.00	0.44
3:M:667:THR:O	3:M:669:PRO:HD3	2.16	0.44
3:M:37:SER:O	3:M:38:VAL:HG23	2.17	0.44
3:M:64:THR:HB	3:M:68:GLU:N	2.32	0.44
3:M:129:TYR:HD1	3:M:129:TYR:HA	1.65	0.44
3:M:295:LYS:HG2	3:M:332:MET:HE2	1.99	0.44
3:M:436:LYS:HE3	3:M:652:LEU:HD11	2.00	0.44
3:M:667:THR:O	3:M:669:PRO:HD3	2.16	0.44
1:B:42:ILE:HB	1:B:80:PHE:HZ	1.82	0.44
3:M:103:LEU:HD22	3:M:692:LEU:HG	1.98	0.44
3:M:123:CYS:CB	3:M:158:ILE:HD13	2.48	0.44
3:M:220:ASP:O	3:M:224:SER:N	2.29	0.44
3:M:320:ILE:O	3:M:320:ILE:HG22	2.18	0.44
2:C:102:VAL:HB	2:C:137:ILE:CG1	2.44	0.44

Continued on next page...

Continued from previous page...

Atom-1	Atom-2	Interatomic distance (Å)	Clash overlap (Å)
3:M:37:SER:O	3:M:38:VAL:HG23	2.17	0.44
3:M:64:THR:HB	3:M:68:GLU:N	2.32	0.44
3:M:129:TYR:HD1	3:M:129:TYR:HA	1.65	0.44
3:M:295:LYS:HG2	3:M:332:MET:HE2	1.99	0.44
3:M:436:LYS:HE3	3:M:652:LEU:HD11	2.00	0.44
3:M:667:THR:O	3:M:669:PRO:HD3	2.16	0.44
3:M:747:LEU:C	3:M:749:GLY:N	2.71	0.44
1:B:128:PHE:CD1	3:M:817:GLN:CD	2.90	0.44
1:B:148:VAL:O	1:B:150:TYR:N	2.50	0.44
2:C:94:PHE:HA	3:M:18:ARG:HD3	1.98	0.44
3:M:37:SER:O	3:M:38:VAL:HG23	2.17	0.44
3:M:64:THR:HB	3:M:68:GLU:N	2.32	0.44
3:M:129:TYR:HD1	3:M:129:TYR:HA	1.65	0.44
3:M:295:LYS:HG2	3:M:332:MET:HE2	1.99	0.44
3:M:436:LYS:HE3	3:M:652:LEU:HD11	2.00	0.44
3:M:667:THR:O	3:M:669:PRO:HD3	2.16	0.44
2:C:110:VAL:HG12	3:M:787:ILE:HD11	1.95	0.44
3:M:37:SER:O	3:M:38:VAL:HG23	2.17	0.44
3:M:64:THR:HB	3:M:68:GLU:N	2.32	0.44
3:M:129:TYR:HD1	3:M:129:TYR:HA	1.65	0.44
3:M:295:LYS:HG2	3:M:332:MET:HE2	1.99	0.44
3:M:436:LYS:HE3	3:M:652:LEU:HD11	2.00	0.44
3:M:667:THR:O	3:M:669:PRO:HD3	2.16	0.44
3:M:715:VAL:HG12	3:M:720:PHE:HB2	2.00	0.44
1:B:112:ILE:HD12	1:B:150:TYR:CE1	2.53	0.44
2:C:16:LEU:CG	3:M:810:ARG:HG2	2.47	0.44
2:C:24:LYS:HA	2:C:63:ILE:O	2.18	0.44
3:M:37:SER:O	3:M:38:VAL:HG23	2.17	0.44
3:M:64:THR:HB	3:M:68:GLU:N	2.32	0.44
3:M:129:TYR:HD1	3:M:129:TYR:HA	1.65	0.44
3:M:295:LYS:HG2	3:M:332:MET:HE2	1.99	0.44
3:M:436:LYS:HE3	3:M:652:LEU:HD11	2.00	0.44
3:M:667:THR:O	3:M:669:PRO:HD3	2.16	0.44
2:C:36:ALA:HA	3:M:800:ARG:HG3	1.99	0.44
2:C:93:VAL:C	3:M:726:VAL:CG2	2.86	0.44
3:M:193:ILE:HD11	3:M:250:ILE:CD1	2.48	0.44
3:M:436:LYS:HE3	3:M:652:LEU:HD11	2.00	0.44
3:M:724:TYR:HD1	3:M:727:LEU:CD1	2.29	0.44
2:C:53:PRO:HB2	2:C:56:GLU:HB2	1.98	0.44
3:M:193:ILE:HD11	3:M:250:ILE:CD1	2.48	0.44
3:M:436:LYS:HE3	3:M:652:LEU:HD11	2.00	0.44

Continued on next page...

Continued from previous page...

Atom-1	Atom-2	Interatomic distance (Å)	Clash overlap (Å)
3:M:179:GLY:O	3:M:185:LYS:HE2	2.17	0.44
3:M:443:ILE:HG22	3:M:444:ARG:N	2.29	0.44
3:M:488:GLN:O	3:M:491:PHE:HB3	2.17	0.44
3:M:193:ILE:HD11	3:M:250:ILE:CD1	2.48	0.44
3:M:436:LYS:HE3	3:M:652:LEU:HD11	2.00	0.44
3:M:724:TYR:HD1	3:M:727:LEU:CD1	2.29	0.44
3:M:193:ILE:HD11	3:M:250:ILE:CD1	2.48	0.44
3:M:436:LYS:HE3	3:M:652:LEU:HD11	2.00	0.44
3:M:179:GLY:O	3:M:185:LYS:HE2	2.17	0.44
3:M:443:ILE:HG22	3:M:444:ARG:N	2.29	0.44
3:M:488:GLN:O	3:M:491:PHE:HB3	2.17	0.44
3:M:724:TYR:O	3:M:727:LEU:HD12	2.17	0.44
2:C:102:VAL:HB	2:C:137:ILE:CG1	2.44	0.44
3:M:193:ILE:HD11	3:M:250:ILE:CD1	2.48	0.44
3:M:436:LYS:HE3	3:M:652:LEU:HD11	2.00	0.44
1:B:112:ILE:HD12	1:B:150:TYR:CE1	2.53	0.44
3:M:179:GLY:O	3:M:185:LYS:HE2	2.17	0.44
3:M:443:ILE:HG22	3:M:444:ARG:N	2.29	0.44
3:M:488:GLN:O	3:M:491:PHE:HB3	2.17	0.44
2:C:94:PHE:HE2	3:M:783:LEU:HD23	1.78	0.44
3:M:193:ILE:HD11	3:M:250:ILE:CD1	2.48	0.44
3:M:436:LYS:HE3	3:M:652:LEU:HD11	2.00	0.44
3:M:775:LEU:HD12	3:M:775:LEU:HA	1.70	0.44
3:M:193:ILE:HD11	3:M:250:ILE:CD1	2.48	0.44
3:M:436:LYS:HE3	3:M:652:LEU:HD11	2.00	0.44
3:M:724:TYR:HD1	3:M:727:LEU:CD1	2.29	0.44
3:M:798:LEU:HA	3:M:798:LEU:HD12	1.36	0.44
2:C:102:VAL:HB	2:C:137:ILE:CG1	2.44	0.44
3:M:179:GLY:O	3:M:185:LYS:HE2	2.17	0.44
3:M:443:ILE:HG22	3:M:444:ARG:N	2.29	0.44
3:M:488:GLN:O	3:M:491:PHE:HB3	2.17	0.44
3:M:762:HIS:CD2	3:M:762:HIS:N	2.79	0.44
3:M:179:GLY:O	3:M:185:LYS:HE2	2.17	0.44
3:M:443:ILE:HG22	3:M:444:ARG:N	2.29	0.44
3:M:488:GLN:O	3:M:491:PHE:HB3	2.17	0.44
3:M:747:LEU:C	3:M:749:GLY:N	2.71	0.44
3:M:747:LEU:C	3:M:749:GLY:H	2.20	0.44
3:M:193:ILE:HD11	3:M:250:ILE:CD1	2.48	0.44
3:M:436:LYS:HE3	3:M:652:LEU:HD11	2.00	0.44
3:M:724:TYR:HD1	3:M:727:LEU:CD1	2.29	0.44
2:C:139:TYR:OH	3:M:725:ARG:HD2	2.16	0.44

Continued on next page...

Continued from previous page...

Atom-1	Atom-2	Interatomic distance (Å)	Clash overlap (Å)
3:M:95:THR:OG1	3:M:770:GLY:CA	2.65	0.44
3:M:95:THR:O	3:M:770:GLY:N	2.40	0.44
3:M:186:THR:O	3:M:190:LYS:HG3	2.17	0.44
3:M:673:ARG:HD2	3:M:673:ARG:HA	1.78	0.44
3:M:728:ASN:HA	3:M:786:ILE:O	2.16	0.44
3:M:775:LEU:HA	3:M:775:LEU:HD12	1.70	0.44
3:M:186:THR:O	3:M:190:LYS:HG3	2.17	0.44
3:M:673:ARG:HD2	3:M:673:ARG:HA	1.78	0.44
3:M:724:TYR:O	3:M:727:LEU:HD12	2.17	0.44
1:B:112:ILE:HD12	1:B:150:TYR:CE1	2.53	0.44
3:M:186:THR:O	3:M:190:LYS:HG3	2.17	0.44
3:M:673:ARG:HD2	3:M:673:ARG:HA	1.78	0.44
2:C:131:GLU:HB3	2:C:137:ILE:CG2	2.45	0.44
3:M:186:THR:O	3:M:190:LYS:HG3	2.17	0.44
3:M:673:ARG:HD2	3:M:673:ARG:HA	1.78	0.44
3:M:723:ARG:CG	3:M:723:ARG:NH1	2.79	0.44
3:M:186:THR:O	3:M:190:LYS:HG3	2.17	0.44
3:M:673:ARG:HD2	3:M:673:ARG:HA	1.78	0.44
1:B:70:GLU:OE1	1:B:87:LYS:NZ	2.50	0.44
3:M:186:THR:O	3:M:190:LYS:HG3	2.17	0.44
3:M:673:ARG:HD2	3:M:673:ARG:HA	1.78	0.44
1:B:148:VAL:O	1:B:150:TYR:N	2.50	0.44
3:M:272:LYS:HB2	3:M:649:VAL:HG11	1.94	0.44
3:M:322:VAL:CG1	3:M:325:ILE:HD11	2.47	0.44
3:M:272:LYS:HB2	3:M:649:VAL:HG11	1.94	0.44
3:M:322:VAL:CG1	3:M:325:ILE:HD11	2.47	0.44
3:M:767:PHE:CE1	3:M:771:LEU:HD23	2.52	0.44
3:M:129:TYR:HD1	3:M:129:TYR:HA	1.65	0.44
3:M:429:LEU:C	3:M:601:ASP:O	2.55	0.44
3:M:767:PHE:CE1	3:M:771:LEU:HD23	2.52	0.44
3:M:272:LYS:HB2	3:M:649:VAL:HG11	1.94	0.44
3:M:322:VAL:CG1	3:M:325:ILE:HD11	2.47	0.44
1:B:112:ILE:HD12	1:B:150:TYR:CE1	2.53	0.44
2:C:114:LEU:HB3	3:M:26:GLU:HB3	0.49	0.44
3:M:83:PRO:CD	3:M:777:GLU:CA	2.96	0.44
3:M:272:LYS:HB2	3:M:649:VAL:HG11	1.94	0.44
3:M:322:VAL:CG1	3:M:325:ILE:HD11	2.47	0.44
3:M:747:LEU:C	3:M:749:GLY:H	2.20	0.44
3:M:129:TYR:HD1	3:M:129:TYR:HA	1.65	0.44
3:M:429:LEU:C	3:M:601:ASP:O	2.55	0.44
2:C:103:MET:HB2	3:M:19:LYS:HZ1	1.60	0.44

Continued on next page...

Continued from previous page...

Atom-1	Atom-2	Interatomic distance (Å)	Clash overlap (Å)
3:M:37:SER:O	3:M:38:VAL:HG23	2.17	0.44
3:M:272:LYS:HB2	3:M:649:VAL:HG11	1.94	0.44
3:M:322:VAL:CG1	3:M:325:ILE:HD11	2.47	0.44
3:M:775:LEU:HA	3:M:775:LEU:HD12	1.70	0.44
1:B:128:PHE:CD1	3:M:817:GLN:CD	2.90	0.44
1:B:137:TRP:HE3	1:B:144:VAL:HG11	1.82	0.44
3:M:129:TYR:HD1	3:M:129:TYR:HA	1.65	0.44
3:M:429:LEU:C	3:M:601:ASP:O	2.55	0.44
3:M:767:PHE:CD1	3:M:771:LEU:CD2	3.00	0.44
1:B:70:GLU:OE1	1:B:87:LYS:NZ	2.50	0.44
2:C:53:PRO:HB2	2:C:56:GLU:HB2	1.99	0.44
3:M:272:LYS:HB2	3:M:649:VAL:HG11	1.94	0.44
3:M:322:VAL:CG1	3:M:325:ILE:HD11	2.47	0.44
3:M:724:TYR:O	3:M:727:LEU:HD12	2.18	0.44
3:M:767:PHE:CE1	3:M:771:LEU:HD23	2.52	0.44
1:B:101:PHE:CD2	3:M:816:ILE:HD13	2.15	0.44
1:B:137:TRP:HE3	1:B:144:VAL:HG11	1.83	0.44
3:M:272:LYS:HB2	3:M:649:VAL:HG11	1.94	0.44
3:M:322:VAL:CG1	3:M:325:ILE:HD11	2.47	0.44
1:B:70:GLU:OE1	1:B:87:LYS:NZ	2.50	0.44
1:B:112:ILE:HD12	1:B:150:TYR:CE1	2.53	0.44
3:M:129:TYR:HD1	3:M:129:TYR:HA	1.65	0.44
3:M:429:LEU:C	3:M:601:ASP:O	2.55	0.44
1:B:42:ILE:HB	1:B:80:PHE:HZ	1.81	0.44
1:B:112:ILE:HD12	1:B:150:TYR:CE1	2.53	0.44
3:M:129:TYR:HD1	3:M:129:TYR:HA	1.65	0.44
3:M:429:LEU:C	3:M:601:ASP:O	2.55	0.44
3:M:709:LYS:O	3:M:710:GLY:HA2	2.15	0.44
1:B:70:GLU:OE1	1:B:87:LYS:NZ	2.50	0.44
3:M:272:LYS:HB2	3:M:649:VAL:HG11	1.94	0.44
3:M:322:VAL:CG1	3:M:325:ILE:HD11	2.47	0.44
2:C:24:LYS:HA	2:C:63:ILE:O	2.18	0.44
3:M:64:THR:CG2	3:M:65:GLU:H	2.31	0.44
3:M:103:LEU:HD22	3:M:692:LEU:HG	1.98	0.44
3:M:166:MET:CE	3:M:254:PHE:CD2	3.00	0.44
3:M:692:LEU:O	3:M:696:ARG:HG3	2.18	0.44
3:M:715:VAL:HG12	3:M:720:PHE:HB2	1.99	0.44
3:M:64:THR:CG2	3:M:65:GLU:H	2.31	0.44
3:M:103:LEU:HD22	3:M:692:LEU:HG	1.98	0.44
3:M:166:MET:CE	3:M:254:PHE:CD2	3.00	0.44
3:M:692:LEU:O	3:M:696:ARG:HG3	2.18	0.44

Continued on next page...

Continued from previous page...

Atom-1	Atom-2	Interatomic distance (Å)	Clash overlap (Å)
3:M:759:ARG:O	3:M:766:PHE:N	2.32	0.44
3:M:767:PHE:CD1	3:M:771:LEU:HD23	2.52	0.44
1:B:128:PHE:CD1	3:M:817:GLN:CD	2.90	0.44
1:B:128:PHE:HZ	3:M:821:ARG:NH1	2.10	0.44
2:C:53:PRO:HB2	2:C:56:GLU:HB2	1.99	0.44
3:M:14:ALA:N	3:M:15:PRO:HD2	2.32	0.44
3:M:439:LEU:N	3:M:439:LEU:CD1	2.81	0.44
3:M:692:LEU:O	3:M:696:ARG:HG3	2.18	0.44
3:M:715:VAL:HG12	3:M:720:PHE:HB2	1.99	0.44
1:B:128:PHE:CD1	3:M:817:GLN:CG	2.96	0.44
3:M:64:THR:CG2	3:M:65:GLU:H	2.31	0.44
3:M:103:LEU:HD22	3:M:692:LEU:HG	1.98	0.44
3:M:166:MET:CE	3:M:254:PHE:CD2	3.00	0.44
3:M:692:LEU:O	3:M:696:ARG:HG3	2.18	0.44
1:B:137:TRP:HE3	1:B:144:VAL:HG11	1.83	0.44
2:C:139:TYR:CZ	3:M:7:MET:CB	2.79	0.44
3:M:64:THR:CG2	3:M:65:GLU:H	2.31	0.44
3:M:103:LEU:HD22	3:M:692:LEU:HG	1.98	0.44
3:M:166:MET:CE	3:M:254:PHE:CD2	3.00	0.44
3:M:692:LEU:O	3:M:696:ARG:HG3	2.18	0.44
1:B:79:VAL:O	1:B:83:MET:HG2	2.18	0.44
3:M:64:THR:CG2	3:M:65:GLU:H	2.31	0.44
3:M:103:LEU:HD22	3:M:692:LEU:HG	1.98	0.44
3:M:166:MET:CE	3:M:254:PHE:CD2	3.00	0.44
3:M:692:LEU:O	3:M:696:ARG:HG3	2.18	0.44
3:M:747:LEU:C	3:M:749:GLY:N	2.71	0.44
1:B:79:VAL:O	1:B:83:MET:HG2	2.18	0.44
2:C:36:ALA:HA	3:M:800:ARG:HG3	1.99	0.44
3:M:64:THR:CG2	3:M:65:GLU:H	2.31	0.44
3:M:103:LEU:HD22	3:M:692:LEU:HG	1.98	0.44
3:M:166:MET:CE	3:M:254:PHE:CD2	3.00	0.44
3:M:692:LEU:O	3:M:696:ARG:HG3	2.18	0.44
3:M:759:ARG:O	3:M:766:PHE:N	2.32	0.44
3:M:767:PHE:CD1	3:M:771:LEU:HD23	2.52	0.44
3:M:48:VAL:HA	3:M:104:TYR:OH	2.18	0.44
3:M:322:VAL:HB	3:M:325:ILE:HG13	1.98	0.44
2:C:44:ALA:O	2:C:48:LYS:HG3	2.16	0.44
3:M:48:VAL:HA	3:M:104:TYR:OH	2.18	0.44
3:M:322:VAL:HB	3:M:325:ILE:HG13	1.98	0.44
3:M:272:LYS:HD3	3:M:649:VAL:HG22	1.65	0.44
3:M:322:VAL:HB	3:M:325:ILE:HG13	1.98	0.44

Continued on next page...

Continued from previous page...

Atom-1	Atom-2	Interatomic distance (Å)	Clash overlap (Å)
3:M:689:GLU:HA	3:M:692:LEU:HB2	2.00	0.44
3:M:48:VAL:HA	3:M:104:TYR:OH	2.18	0.44
3:M:322:VAL:HB	3:M:325:ILE:HG13	1.98	0.44
1:B:63:GLU:O	1:B:67:MET:HG2	2.18	0.44
3:M:48:VAL:HA	3:M:104:TYR:OH	2.18	0.44
3:M:322:VAL:HB	3:M:325:ILE:HG13	1.98	0.44
3:M:735:GLY:CA	3:M:738:MET:HE1	2.37	0.44
3:M:829:TRP:HA	3:M:830:PRO:HD2	1.86	0.44
3:M:272:LYS:HD3	3:M:649:VAL:HG22	1.65	0.44
3:M:322:VAL:HB	3:M:325:ILE:HG13	1.98	0.44
3:M:689:GLU:HA	3:M:692:LEU:HB2	2.00	0.44
1:B:70:GLU:OE1	1:B:87:LYS:NZ	2.50	0.44
2:C:93:VAL:HG22	3:M:29:ASN:HD22	1.81	0.44
3:M:30:LYS:CG	3:M:726:VAL:HG11	2.40	0.44
3:M:48:VAL:HA	3:M:104:TYR:OH	2.18	0.44
3:M:322:VAL:HB	3:M:325:ILE:HG13	1.98	0.44
3:M:272:LYS:HD3	3:M:649:VAL:HG22	1.65	0.44
3:M:322:VAL:HB	3:M:325:ILE:HG13	1.98	0.44
3:M:689:GLU:HA	3:M:692:LEU:HB2	2.00	0.44
3:M:759:ARG:O	3:M:766:PHE:N	2.32	0.44
3:M:48:VAL:HA	3:M:104:TYR:OH	2.18	0.44
3:M:322:VAL:HB	3:M:325:ILE:HG13	1.98	0.44
1:B:42:ILE:HB	1:B:80:PHE:HZ	1.82	0.44
1:B:70:GLU:OE1	1:B:87:LYS:NZ	2.50	0.44
1:B:79:VAL:O	1:B:83:MET:HG2	2.18	0.44
3:M:48:VAL:HA	3:M:104:TYR:OH	2.18	0.44
3:M:322:VAL:HB	3:M:325:ILE:HG13	1.98	0.44
3:M:829:TRP:HA	3:M:830:PRO:HD2	1.86	0.44
2:C:93:VAL:H	3:M:725:ARG:N	2.15	0.44
3:M:272:LYS:HD3	3:M:649:VAL:HG22	1.65	0.44
3:M:322:VAL:HB	3:M:325:ILE:HG13	1.98	0.44
3:M:689:GLU:HA	3:M:692:LEU:HB2	2.00	0.44
3:M:272:LYS:HD3	3:M:649:VAL:HG22	1.65	0.44
3:M:322:VAL:HB	3:M:325:ILE:HG13	1.98	0.44
3:M:689:GLU:HA	3:M:692:LEU:HB2	2.00	0.44
1:B:112:ILE:HD12	1:B:150:TYR:CE1	2.53	0.44
3:M:48:VAL:HA	3:M:104:TYR:OH	2.18	0.44
3:M:322:VAL:HB	3:M:325:ILE:HG13	1.98	0.44
3:M:794:CYS:O	3:M:797:PHE:HB3	2.17	0.44
1:B:42:ILE:HB	1:B:80:PHE:HZ	1.82	0.44
3:M:439:LEU:N	3:M:439:LEU:CD1	2.81	0.44

Continued on next page...

Continued from previous page...

Atom-1	Atom-2	Interatomic distance (Å)	Clash overlap (Å)
3:M:724:TYR:O	3:M:727:LEU:HD12	2.17	0.44
2:C:24:LYS:HA	2:C:63:ILE:O	2.18	0.44
3:M:439:LEU:N	3:M:439:LEU:CD1	2.81	0.44
3:M:715:VAL:HG12	3:M:720:PHE:HB2	1.99	0.44
3:M:14:ALA:HB3	3:M:15:PRO:CD	2.46	0.44
3:M:510:TRP:HE3	3:M:712:PRO:O	1.99	0.44
3:M:554:LEU:HD12	3:M:554:LEU:HA	1.77	0.44
3:M:747:LEU:C	3:M:749:GLY:H	2.20	0.44
2:C:110:VAL:HG12	3:M:787:ILE:HD11	1.95	0.44
3:M:439:LEU:N	3:M:439:LEU:CD1	2.81	0.44
1:B:63:GLU:O	1:B:67:MET:HG2	2.18	0.44
2:C:93:VAL:CB	3:M:24:ARG:NH2	2.71	0.44
3:M:439:LEU:N	3:M:439:LEU:CD1	2.81	0.44
1:B:112:ILE:HD12	1:B:150:TYR:CE1	2.53	0.44
2:C:24:LYS:HA	2:C:63:ILE:O	2.18	0.44
3:M:439:LEU:N	3:M:439:LEU:CD1	2.81	0.44
3:M:724:TYR:O	3:M:727:LEU:HD12	2.17	0.44
3:M:829:TRP:O	3:M:832:MET:N	2.50	0.44
3:M:439:LEU:N	3:M:439:LEU:CD1	2.81	0.44
3:M:715:VAL:HG12	3:M:720:PHE:HB2	1.99	0.44
2:C:24:LYS:HA	2:C:63:ILE:O	2.18	0.44
3:M:265:ILE:HG22	3:M:442:VAL:HG13	1.99	0.44
3:M:271:GLU:HG3	3:M:476:GLU:CB	2.48	0.44
3:M:689:GLU:HA	3:M:692:LEU:HB2	2.00	0.44
3:M:265:ILE:HG22	3:M:442:VAL:HG13	1.99	0.44
3:M:271:GLU:HG3	3:M:476:GLU:CB	2.48	0.44
3:M:689:GLU:HA	3:M:692:LEU:HB2	2.00	0.44
3:M:787:ILE:HG23	3:M:791:GLN:HG3	2.00	0.44
1:B:63:GLU:O	1:B:67:MET:HG2	2.18	0.44
1:B:112:ILE:HD12	1:B:150:TYR:CE1	2.53	0.44
3:M:64:THR:CG2	3:M:65:GLU:H	2.31	0.44
3:M:163:TYR:O	3:M:166:MET:HB3	2.17	0.44
3:M:436:LYS:HE3	3:M:652:LEU:HD11	1.99	0.44
3:M:485:GLU:OE1	3:M:583:HIS:ND1	2.48	0.44
3:M:723:ARG:CG	3:M:723:ARG:NH1	2.80	0.44
3:M:265:ILE:HG22	3:M:442:VAL:HG13	1.99	0.44
3:M:271:GLU:HG3	3:M:476:GLU:CB	2.48	0.44
3:M:689:GLU:HA	3:M:692:LEU:HB2	2.00	0.44
2:C:110:VAL:HA	3:M:23:GLU:HA	1.16	0.44
3:M:265:ILE:HG22	3:M:442:VAL:HG13	1.99	0.44
3:M:271:GLU:HG3	3:M:476:GLU:CB	2.48	0.44

Continued on next page...

Continued from previous page...

Atom-1	Atom-2	Interatomic distance (Å)	Clash overlap (Å)
3:M:689:GLU:HA	3:M:692:LEU:HB2	2.00	0.44
3:M:707:CYS:CB	3:M:712:PRO:CB	2.72	0.44
1:B:79:VAL:O	1:B:83:MET:HG2	2.18	0.44
1:B:137:TRP:HE3	1:B:144:VAL:HG11	1.82	0.44
3:M:64:THR:CG2	3:M:65:GLU:H	2.31	0.44
3:M:163:TYR:O	3:M:166:MET:HB3	2.17	0.44
3:M:436:LYS:HE3	3:M:652:LEU:HD11	1.99	0.44
3:M:485:GLU:OE1	3:M:583:HIS:ND1	2.48	0.44
3:M:747:LEU:C	3:M:749:GLY:N	2.71	0.44
1:B:112:ILE:HD12	1:B:150:TYR:CE1	2.53	0.44
2:C:114:LEU:HD23	3:M:65:GLU:OE2	2.13	0.44
3:M:80:MET:HG2	3:M:777:GLU:N	2.32	0.44
3:M:265:ILE:HG22	3:M:442:VAL:HG13	1.99	0.44
3:M:271:GLU:HG3	3:M:476:GLU:CB	2.48	0.44
3:M:689:GLU:HA	3:M:692:LEU:HB2	2.00	0.44
3:M:711:PHE:HB3	3:M:766:PHE:HB3	1.99	0.44
3:M:715:VAL:HG12	3:M:720:PHE:HB2	2.00	0.44
1:B:127:ARG:HD3	1:B:129:THR:HG22	2.00	0.44
2:C:25:ILE:O	2:C:62:LYS:HA	2.17	0.44
3:M:64:THR:CG2	3:M:65:GLU:H	2.31	0.44
3:M:163:TYR:O	3:M:166:MET:HB3	2.17	0.44
3:M:436:LYS:HE3	3:M:652:LEU:HD11	1.99	0.44
3:M:485:GLU:OE1	3:M:583:HIS:ND1	2.48	0.44
3:M:767:PHE:CD1	3:M:771:LEU:HD23	2.52	0.44
1:B:42:ILE:HB	1:B:80:PHE:HZ	1.82	0.44
1:B:79:VAL:O	1:B:83:MET:HG2	2.18	0.44
1:B:127:ARG:HD3	1:B:129:THR:HG22	2.00	0.44
3:M:265:ILE:HG22	3:M:442:VAL:HG13	1.99	0.44
3:M:271:GLU:HG3	3:M:476:GLU:CB	2.48	0.44
3:M:689:GLU:HA	3:M:692:LEU:HB2	2.00	0.44
3:M:265:ILE:HG22	3:M:442:VAL:HG13	1.99	0.44
3:M:271:GLU:HG3	3:M:476:GLU:CB	2.48	0.44
3:M:689:GLU:HA	3:M:692:LEU:HB2	2.00	0.44
1:B:79:VAL:O	1:B:83:MET:HG2	2.18	0.44
2:C:92:ARG:N	3:M:721:LYS:HG2	1.98	0.44
3:M:64:THR:CG2	3:M:65:GLU:H	2.31	0.44
3:M:163:TYR:O	3:M:166:MET:HB3	2.17	0.44
3:M:436:LYS:HE3	3:M:652:LEU:HD11	1.99	0.44
3:M:485:GLU:OE1	3:M:583:HIS:ND1	2.48	0.44
3:M:767:PHE:CD1	3:M:771:LEU:HD23	2.52	0.44
3:M:787:ILE:HG23	3:M:791:GLN:HG3	2.00	0.44

Continued on next page...

Continued from previous page...

Atom-1	Atom-2	Interatomic distance (Å)	Clash overlap (Å)
3:M:64:THR:CG2	3:M:65:GLU:H	2.31	0.44
3:M:163:TYR:O	3:M:166:MET:HB3	2.17	0.44
3:M:436:LYS:HE3	3:M:652:LEU:HD11	1.99	0.44
3:M:485:GLU:OE1	3:M:583:HIS:ND1	2.48	0.44
1:B:148:VAL:O	1:B:150:TYR:N	2.50	0.44
3:M:265:ILE:HG22	3:M:442:VAL:HG13	1.99	0.44
3:M:271:GLU:HG3	3:M:476:GLU:CB	2.48	0.44
3:M:689:GLU:HA	3:M:692:LEU:HB2	2.00	0.44
1:B:112:ILE:HD12	1:B:150:TYR:CE1	2.53	0.44
2:C:92:ARG:HB3	3:M:744:SER:CB	2.47	0.44
3:M:476:GLU:H	3:M:476:GLU:CD	2.21	0.44
1:B:42:ILE:HB	1:B:80:PHE:HZ	1.82	0.44
3:M:476:GLU:H	3:M:476:GLU:CD	2.21	0.44
3:M:711:PHE:HB3	3:M:766:PHE:HB3	1.99	0.44
3:M:747:LEU:C	3:M:749:GLY:N	2.71	0.44
3:M:64:THR:HB	3:M:68:GLU:N	2.33	0.44
3:M:163:TYR:O	3:M:166:MET:HB3	2.17	0.44
3:M:675:ILE:HG23	3:M:676:ILE:N	2.33	0.44
1:B:79:VAL:O	1:B:83:MET:HG2	2.18	0.44
3:M:476:GLU:H	3:M:476:GLU:CD	2.21	0.44
1:B:112:ILE:HD12	1:B:150:TYR:CE1	2.53	0.44
2:C:17:PHE:HE2	3:M:806:MET:SD	2.41	0.44
2:C:24:LYS:HA	2:C:63:ILE:O	2.18	0.44
2:C:103:MET:HA	3:M:12:GLU:N	2.32	0.44
3:M:476:GLU:H	3:M:476:GLU:CD	2.21	0.44
1:B:63:GLU:O	1:B:67:MET:HG2	2.18	0.44
3:M:476:GLU:H	3:M:476:GLU:CD	2.21	0.44
3:M:508:ILE:CD1	3:M:766:PHE:CZ	3.01	0.44
3:M:476:GLU:H	3:M:476:GLU:CD	2.21	0.44
3:M:711:PHE:HB3	3:M:766:PHE:HB3	1.99	0.44
3:M:747:LEU:C	3:M:749:GLY:N	2.71	0.44
1:B:70:GLU:OE1	1:B:87:LYS:NZ	2.50	0.44
3:M:224:SER:O	3:M:227:PRO:HD2	2.18	0.44
3:M:266:GLU:OE1	3:M:659:LYS:NZ	2.51	0.44
3:M:735:GLY:CA	3:M:738:MET:CE	2.89	0.44
3:M:224:SER:O	3:M:227:PRO:HD2	2.18	0.44
3:M:266:GLU:OE1	3:M:659:LYS:NZ	2.51	0.44
1:B:79:VAL:O	1:B:83:MET:HG2	2.18	0.44
3:M:14:ALA:N	3:M:15:PRO:HD2	2.32	0.44
3:M:103:LEU:HD22	3:M:692:LEU:HG	1.98	0.44
3:M:139:VAL:HG12	3:M:143:TYR:HD2	1.81	0.44

Continued on next page...

Continued from previous page...

Atom-1	Atom-2	Interatomic distance (Å)	Clash overlap (Å)
3:M:612:GLN:HG3	3:M:623:PHE:O	2.17	0.44
3:M:692:LEU:O	3:M:696:ARG:HG3	2.18	0.44
3:M:747:LEU:C	3:M:749:GLY:N	2.71	0.44
3:M:810:ARG:HG2	3:M:810:ARG:NH1	2.29	0.44
1:B:79:VAL:O	1:B:83:MET:HG2	2.18	0.44
1:B:112:ILE:HD12	1:B:150:TYR:CE1	2.53	0.44
3:M:224:SER:O	3:M:227:PRO:HD2	2.18	0.44
3:M:266:GLU:OE1	3:M:659:LYS:NZ	2.51	0.44
3:M:735:GLY:CA	3:M:738:MET:CE	2.89	0.44
2:C:53:PRO:HB2	2:C:56:GLU:HB2	1.99	0.44
3:M:25:ILE:CD1	3:M:783:LEU:HG	2.48	0.44
3:M:224:SER:O	3:M:227:PRO:HD2	2.18	0.44
3:M:266:GLU:OE1	3:M:659:LYS:NZ	2.51	0.44
3:M:711:PHE:HB3	3:M:766:PHE:HB3	1.99	0.44
2:C:98:GLY:N	3:M:718:ALA:HB2	2.28	0.44
3:M:14:ALA:N	3:M:15:PRO:HD2	2.32	0.44
3:M:103:LEU:HD22	3:M:692:LEU:HG	1.98	0.44
3:M:139:VAL:HG12	3:M:143:TYR:HD2	1.81	0.44
3:M:612:GLN:HG3	3:M:623:PHE:O	2.17	0.44
3:M:692:LEU:O	3:M:696:ARG:HG3	2.18	0.44
2:C:101:THR:O	3:M:23:GLU:HB2	2.16	0.44
3:M:224:SER:O	3:M:227:PRO:HD2	2.18	0.44
3:M:266:GLU:OE1	3:M:659:LYS:NZ	2.51	0.44
1:B:63:GLU:O	1:B:67:MET:HG2	2.18	0.44
1:B:70:GLU:OE1	1:B:87:LYS:NZ	2.50	0.44
1:B:79:VAL:O	1:B:83:MET:HG2	2.18	0.44
3:M:14:ALA:N	3:M:15:PRO:HD2	2.32	0.44
3:M:103:LEU:HD22	3:M:692:LEU:HG	1.98	0.44
3:M:139:VAL:HG12	3:M:143:TYR:HD2	1.81	0.44
3:M:612:GLN:HG3	3:M:623:PHE:O	2.17	0.44
3:M:692:LEU:O	3:M:696:ARG:HG3	2.18	0.44
1:B:112:ILE:HD12	1:B:150:TYR:CE1	2.52	0.44
3:M:224:SER:O	3:M:227:PRO:HD2	2.18	0.44
3:M:266:GLU:OE1	3:M:659:LYS:NZ	2.51	0.44
3:M:724:TYR:HD1	3:M:727:LEU:CD1	2.29	0.44
3:M:224:SER:O	3:M:227:PRO:HD2	2.18	0.44
3:M:266:GLU:OE1	3:M:659:LYS:NZ	2.51	0.44
3:M:735:GLY:CA	3:M:738:MET:CE	2.89	0.44
3:M:14:ALA:N	3:M:15:PRO:HD2	2.32	0.44
3:M:103:LEU:HD22	3:M:692:LEU:HG	1.98	0.44
3:M:139:VAL:HG12	3:M:143:TYR:HD2	1.81	0.44

Continued on next page...

Continued from previous page...

Atom-1	Atom-2	Interatomic distance (Å)	Clash overlap (Å)
3:M:612:GLN:HG3	3:M:623:PHE:O	2.17	0.44
3:M:692:LEU:O	3:M:696:ARG:HG3	2.18	0.44
1:B:148:VAL:O	1:B:150:TYR:N	2.50	0.44
3:M:14:ALA:N	3:M:15:PRO:HD2	2.32	0.44
3:M:103:LEU:HD22	3:M:692:LEU:HG	1.98	0.44
3:M:139:VAL:HG12	3:M:143:TYR:HD2	1.81	0.44
3:M:612:GLN:HG3	3:M:623:PHE:O	2.17	0.44
3:M:692:LEU:O	3:M:696:ARG:HG3	2.18	0.44
3:M:224:SER:O	3:M:227:PRO:HD2	2.18	0.44
3:M:266:GLU:OE1	3:M:659:LYS:NZ	2.51	0.44
3:M:726:VAL:HG13	3:M:786:ILE:HG13	1.94	0.44
3:M:735:GLY:CA	3:M:738:MET:CE	2.89	0.44
2:C:116:GLU:HB3	3:M:795:ARG:HH22	1.83	0.44
3:M:554:LEU:HD12	3:M:554:LEU:HA	1.77	0.44
2:C:36:ALA:HA	3:M:800:ARG:HG3	1.99	0.44
3:M:554:LEU:HD12	3:M:554:LEU:HA	1.77	0.44
2:C:24:LYS:HA	2:C:63:ILE:O	2.18	0.44
2:C:95:ASP:HA	3:M:722:GLN:OE1	2.17	0.44
3:M:436:LYS:HE3	3:M:652:LEU:HD11	1.99	0.44
3:M:516:GLY:O	3:M:518:ASP:N	2.51	0.44
3:M:767:PHE:CD1	3:M:771:LEU:CD2	3.00	0.44
2:C:93:VAL:CB	3:M:726:VAL:CG2	2.91	0.44
2:C:94:PHE:HE2	3:M:783:LEU:HD23	1.78	0.44
3:M:554:LEU:HD12	3:M:554:LEU:HA	1.77	0.44
3:M:779:ARG:CZ	3:M:783:LEU:HD22	2.44	0.44
1:B:127:ARG:HD3	1:B:129:THR:HG22	2.00	0.44
3:M:554:LEU:HD12	3:M:554:LEU:HA	1.77	0.44
3:M:767:PHE:CE1	3:M:771:LEU:HD23	2.52	0.44
3:M:554:LEU:HD12	3:M:554:LEU:HA	1.77	0.44
3:M:554:LEU:HD12	3:M:554:LEU:HA	1.77	0.44
2:C:116:GLU:HB3	3:M:795:ARG:HH22	1.83	0.44
3:M:123:CYS:CB	3:M:158:ILE:HD13	2.48	0.44
3:M:476:GLU:H	3:M:476:GLU:CD	2.21	0.44
1:B:63:GLU:O	1:B:67:MET:HG2	2.18	0.44
2:C:36:ALA:HA	3:M:800:ARG:HG3	1.99	0.44
3:M:123:CYS:CB	3:M:158:ILE:HD13	2.48	0.44
3:M:476:GLU:H	3:M:476:GLU:CD	2.21	0.44
3:M:711:PHE:HB3	3:M:766:PHE:HB3	1.99	0.44
3:M:767:PHE:CD1	3:M:771:LEU:HD23	2.52	0.44
1:B:127:ARG:HD3	1:B:129:THR:HG22	2.00	0.44
3:M:266:GLU:OE1	3:M:659:LYS:NZ	2.51	0.44

Continued on next page...

Continued from previous page...

Atom-1	Atom-2	Interatomic distance (Å)	Clash overlap (Å)
3:M:123:CYS:CB	3:M:158:ILE:HD13	2.48	0.44
3:M:476:GLU:H	3:M:476:GLU:CD	2.21	0.44
3:M:794:CYS:O	3:M:797:PHE:HB3	2.17	0.44
1:B:161:GLU:OE1	3:M:827:LYS:HD2	2.18	0.44
3:M:123:CYS:CB	3:M:158:ILE:HD13	2.48	0.44
3:M:476:GLU:H	3:M:476:GLU:CD	2.21	0.44
3:M:787:ILE:HG23	3:M:791:GLN:HG3	2.00	0.44
3:M:829:TRP:O	3:M:832:MET:N	2.50	0.44
3:M:266:GLU:OE1	3:M:659:LYS:NZ	2.51	0.44
1:B:79:VAL:O	1:B:83:MET:HG2	2.18	0.44
2:C:36:ALA:HA	3:M:800:ARG:HG3	1.99	0.44
3:M:123:CYS:CB	3:M:158:ILE:HD13	2.48	0.44
3:M:476:GLU:H	3:M:476:GLU:CD	2.21	0.44
2:C:36:ALA:HA	3:M:800:ARG:HG3	1.99	0.44
3:M:266:GLU:OE1	3:M:659:LYS:NZ	2.51	0.44
3:M:747:LEU:C	3:M:749:GLY:N	2.71	0.44
2:C:24:LYS:HA	2:C:63:ILE:O	2.18	0.44
3:M:123:CYS:CB	3:M:158:ILE:HD13	2.48	0.44
3:M:476:GLU:H	3:M:476:GLU:CD	2.21	0.44
3:M:805:ARG:C	3:M:809:ARG:CD	2.86	0.44
3:M:829:TRP:O	3:M:832:MET:N	2.50	0.44
1:B:112:ILE:HD12	1:B:150:TYR:CE1	2.52	0.44
1:B:148:VAL:O	1:B:150:TYR:N	2.50	0.44
3:M:123:CYS:CB	3:M:158:ILE:HD13	2.48	0.44
3:M:476:GLU:H	3:M:476:GLU:CD	2.21	0.44
3:M:829:TRP:O	3:M:832:MET:N	2.50	0.44
2:C:36:ALA:HA	3:M:800:ARG:HG3	1.99	0.44
3:M:266:GLU:OE1	3:M:659:LYS:NZ	2.51	0.44
3:M:715:VAL:HG12	3:M:720:PHE:HB2	2.00	0.44
2:C:24:LYS:HA	2:C:63:ILE:O	2.18	0.44
2:C:89:GLU:CD	3:M:730:SER:HA	2.32	0.44
3:M:266:GLU:OE1	3:M:659:LYS:NZ	2.51	0.44
3:M:123:CYS:CB	3:M:158:ILE:HD13	2.48	0.44
3:M:476:GLU:H	3:M:476:GLU:CD	2.21	0.44
1:B:137:TRP:HE3	1:B:144:VAL:HG11	1.83	0.44
2:C:96:LYS:HG3	3:M:744:SER:OG	2.16	0.44
3:M:123:CYS:CB	3:M:158:ILE:HD13	2.48	0.44
3:M:292:MET:HE1	3:M:309:PRO:CG	2.48	0.44
3:M:485:GLU:HA	3:M:584:TYR:HE2	1.83	0.44
3:M:502:GLU:CG	3:M:766:PHE:CZ	2.96	0.44
3:M:787:ILE:HG23	3:M:791:GLN:HG3	2.00	0.44

Continued on next page...

Continued from previous page...

Atom-1	Atom-2	Interatomic distance (Å)	Clash overlap (Å)
3:M:123:CYS:CB	3:M:158:ILE:HD13	2.48	0.44
3:M:292:MET:HE1	3:M:309:PRO:CG	2.48	0.44
3:M:485:GLU:HA	3:M:584:TYR:HE2	1.83	0.44
1:B:101:PHE:HE2	3:M:816:ILE:CD1	2.17	0.44
3:M:136:ASN:O	3:M:139:VAL:N	2.47	0.44
3:M:193:ILE:HD11	3:M:250:ILE:CD1	2.48	0.44
3:M:224:SER:O	3:M:227:PRO:HD2	2.18	0.44
3:M:747:LEU:C	3:M:749:GLY:N	2.71	0.44
3:M:793:ARG:O	3:M:797:PHE:N	2.39	0.44
1:B:127:ARG:HD3	1:B:129:THR:HG22	2.00	0.44
3:M:123:CYS:CB	3:M:158:ILE:HD13	2.48	0.44
3:M:292:MET:HE1	3:M:309:PRO:CG	2.48	0.44
3:M:485:GLU:HA	3:M:584:TYR:HE2	1.83	0.44
3:M:711:PHE:HB3	3:M:766:PHE:HB3	1.99	0.44
1:B:79:VAL:O	1:B:83:MET:HG2	2.18	0.44
2:C:36:ALA:HA	3:M:800:ARG:HG3	1.99	0.44
3:M:83:PRO:CG	3:M:777:GLU:OE2	2.55	0.44
3:M:123:CYS:CB	3:M:158:ILE:HD13	2.48	0.44
3:M:292:MET:HE1	3:M:309:PRO:CG	2.48	0.44
3:M:485:GLU:HA	3:M:584:TYR:HE2	1.83	0.44
3:M:506:GLU:OE2	3:M:760:PHE:N	2.50	0.44
3:M:715:VAL:HG12	3:M:720:PHE:HB2	2.00	0.44
1:B:105:ASP:O	1:B:107:ASP:N	2.51	0.44
1:B:137:TRP:HE3	1:B:144:VAL:HG11	1.83	0.44
3:M:123:CYS:CB	3:M:158:ILE:HD13	2.48	0.44
3:M:292:MET:HE1	3:M:309:PRO:CG	2.48	0.44
3:M:485:GLU:HA	3:M:584:TYR:HE2	1.83	0.44
1:B:127:ARG:HD3	1:B:129:THR:HG22	2.00	0.44
3:M:123:CYS:CB	3:M:158:ILE:HD13	2.48	0.44
3:M:292:MET:HE1	3:M:309:PRO:CG	2.48	0.44
3:M:485:GLU:HA	3:M:584:TYR:HE2	1.83	0.44
1:B:128:PHE:CD1	3:M:817:GLN:CG	2.96	0.44
1:B:137:TRP:HE3	1:B:144:VAL:HG11	1.83	0.44
3:M:429:LEU:CA	3:M:601:ASP:O	2.63	0.44
3:M:568:PRO:HD3	3:M:579:PHE:HA	1.99	0.44
1:B:127:ARG:HD3	1:B:129:THR:HG22	2.00	0.44
3:M:429:LEU:CA	3:M:601:ASP:O	2.63	0.44
3:M:568:PRO:HD3	3:M:579:PHE:HA	1.99	0.44
3:M:715:VAL:HG12	3:M:720:PHE:HB2	2.00	0.44
2:C:110:VAL:HG12	3:M:787:ILE:HD11	1.95	0.44
2:C:131:GLU:HB3	2:C:137:ILE:CG2	2.45	0.44

Continued on next page...

Continued from previous page...

Atom-1	Atom-2	Interatomic distance (Å)	Clash overlap (Å)
3:M:429:LEU:CA	3:M:601:ASP:O	2.63	0.44
3:M:568:PRO:HD3	3:M:579:PHE:HA	1.99	0.44
3:M:779:ARG:HD3	3:M:783:LEU:HD22	1.91	0.44
2:C:24:LYS:HA	2:C:63:ILE:O	2.18	0.44
2:C:116:GLU:HB3	3:M:795:ARG:HH22	1.83	0.44
3:M:429:LEU:CA	3:M:601:ASP:O	2.63	0.44
3:M:568:PRO:HD3	3:M:579:PHE:HA	1.99	0.44
3:M:707:CYS:CB	3:M:712:PRO:CA	2.96	0.44
1:B:161:GLU:OE1	3:M:827:LYS:HD2	2.18	0.44
2:C:96:LYS:O	3:M:719:ASP:CG	2.57	0.44
1:B:161:GLU:OE1	3:M:827:LYS:HD2	2.18	0.44
3:M:429:LEU:CA	3:M:601:ASP:O	2.63	0.44
3:M:568:PRO:HD3	3:M:579:PHE:HA	1.99	0.44
3:M:762:HIS:CD2	3:M:762:HIS:N	2.79	0.44
1:B:101:PHE:CD2	3:M:816:ILE:HD12	2.47	0.44
2:C:24:LYS:HA	2:C:63:ILE:O	2.18	0.44
3:M:715:VAL:HG12	3:M:720:PHE:HB2	2.00	0.44
3:M:724:TYR:HB3	3:M:727:LEU:CD1	2.46	0.44
1:B:101:PHE:CD2	3:M:816:ILE:HD12	2.47	0.44
3:M:429:LEU:CA	3:M:601:ASP:O	2.63	0.44
3:M:568:PRO:HD3	3:M:579:PHE:HA	1.99	0.44
1:B:127:ARG:HD3	1:B:129:THR:HG22	2.00	0.44
3:M:429:LEU:CA	3:M:601:ASP:O	2.63	0.44
3:M:568:PRO:HD3	3:M:579:PHE:HA	1.99	0.44
1:B:105:ASP:O	1:B:107:ASP:N	2.51	0.44
1:B:127:ARG:HD3	1:B:129:THR:HG22	2.00	0.44
1:B:63:GLU:O	1:B:67:MET:HG2	2.18	0.44
1:B:79:VAL:O	1:B:83:MET:HG2	2.18	0.44
1:B:127:ARG:HD3	1:B:129:THR:HG22	2.00	0.44
1:B:161:GLU:OE1	3:M:827:LYS:HD2	2.18	0.44
3:M:429:LEU:CA	3:M:601:ASP:O	2.63	0.44
3:M:568:PRO:HD3	3:M:579:PHE:HA	1.99	0.44
3:M:779:ARG:O	3:M:783:LEU:N	2.51	0.44
3:M:779:ARG:O	3:M:780:ASP:C	2.56	0.44
2:C:144:LYS:N	3:M:734:GLU:HB2	2.30	0.43
3:M:244:SER:C	3:M:246:PHE:N	2.72	0.43
3:M:493:HIS:O	3:M:496:PHE:HB3	2.18	0.43
3:M:516:GLY:O	3:M:518:ASP:N	2.51	0.43
3:M:767:PHE:CD1	3:M:771:LEU:HD23	2.52	0.43
3:M:798:LEU:HA	3:M:798:LEU:HD12	1.36	0.43
3:M:244:SER:C	3:M:246:PHE:N	2.72	0.43

Continued on next page...

Continued from previous page...

Atom-1	Atom-2	Interatomic distance (Å)	Clash overlap (Å)
3:M:493:HIS:O	3:M:496:PHE:HB3	2.18	0.43
3:M:516:GLY:O	3:M:518:ASP:N	2.51	0.43
1:B:79:VAL:O	1:B:83:MET:HG2	2.18	0.43
3:M:244:SER:C	3:M:246:PHE:N	2.72	0.43
3:M:322:VAL:HA	3:M:323:PRO:HD3	1.87	0.43
1:B:63:GLU:O	1:B:67:MET:HG2	2.18	0.43
2:C:93:VAL:O	3:M:723:ARG:N	2.49	0.43
3:M:244:SER:C	3:M:246:PHE:N	2.72	0.43
3:M:493:HIS:O	3:M:496:PHE:HB3	2.18	0.43
3:M:516:GLY:O	3:M:518:ASP:N	2.51	0.43
2:C:97:GLU:HB2	3:M:10:PHE:CE1	2.52	0.43
3:M:244:SER:C	3:M:246:PHE:N	2.72	0.43
3:M:493:HIS:O	3:M:496:PHE:HB3	2.18	0.43
3:M:516:GLY:O	3:M:518:ASP:N	2.51	0.43
3:M:244:SER:C	3:M:246:PHE:N	2.72	0.43
3:M:493:HIS:O	3:M:496:PHE:HB3	2.18	0.43
3:M:516:GLY:O	3:M:518:ASP:N	2.51	0.43
3:M:244:SER:C	3:M:246:PHE:N	2.72	0.43
3:M:493:HIS:O	3:M:496:PHE:HB3	2.18	0.43
3:M:516:GLY:O	3:M:518:ASP:N	2.51	0.43
3:M:787:ILE:HG23	3:M:791:GLN:HG3	2.00	0.43
3:M:155:ILE:HG22	3:M:156:PHE:N	2.33	0.43
3:M:226:ASN:N	3:M:227:PRO:HD2	2.32	0.43
3:M:443:ILE:HG22	3:M:444:ARG:N	2.29	0.43
3:M:485:GLU:OE1	3:M:583:HIS:ND1	2.49	0.43
3:M:715:VAL:HG12	3:M:720:PHE:HB2	2.00	0.43
3:M:767:PHE:CE1	3:M:771:LEU:HD23	2.52	0.43
3:M:155:ILE:HG22	3:M:156:PHE:N	2.33	0.43
3:M:226:ASN:N	3:M:227:PRO:HD2	2.32	0.43
3:M:443:ILE:HG22	3:M:444:ARG:N	2.29	0.43
3:M:485:GLU:OE1	3:M:583:HIS:ND1	2.49	0.43
1:B:70:GLU:OE2	3:M:829:TRP:NE1	2.36	0.43
2:C:24:LYS:HA	2:C:63:ILE:O	2.18	0.43
2:C:36:ALA:HA	3:M:800:ARG:HG3	1.99	0.43
3:M:123:CYS:CB	3:M:158:ILE:HD13	2.48	0.43
3:M:174:SER:OG	3:M:669:PRO:HA	2.18	0.43
3:M:244:SER:C	3:M:246:PHE:N	2.72	0.43
3:M:270:LEU:CG	3:M:285:TYR:CE1	2.81	0.43
3:M:516:GLY:O	3:M:518:ASP:N	2.51	0.43
1:B:161:GLU:OE1	3:M:827:LYS:HD2	2.18	0.43
3:M:155:ILE:HG22	3:M:156:PHE:N	2.33	0.43

Continued on next page...

Continued from previous page...

Atom-1	Atom-2	Interatomic distance (Å)	Clash overlap (Å)
3:M:226:ASN:N	3:M:227:PRO:HD2	2.32	0.43
3:M:443:ILE:HG22	3:M:444:ARG:N	2.29	0.43
3:M:485:GLU:OE1	3:M:583:HIS:ND1	2.49	0.43
3:M:715:VAL:HG12	3:M:720:PHE:HB2	2.00	0.43
3:M:767:PHE:CE1	3:M:771:LEU:HD23	2.52	0.43
2:C:94:PHE:CD2	3:M:24:ARG:HB2	2.53	0.43
3:M:155:ILE:HG22	3:M:156:PHE:N	2.33	0.43
3:M:226:ASN:N	3:M:227:PRO:HD2	2.32	0.43
3:M:443:ILE:HG22	3:M:444:ARG:N	2.29	0.43
3:M:485:GLU:OE1	3:M:583:HIS:ND1	2.49	0.43
1:B:112:ILE:HD12	1:B:150:TYR:CE1	2.53	0.43
3:M:123:CYS:CB	3:M:158:ILE:HD13	2.48	0.43
3:M:174:SER:OG	3:M:669:PRO:HA	2.18	0.43
3:M:244:SER:C	3:M:246:PHE:N	2.72	0.43
3:M:270:LEU:CG	3:M:285:TYR:CE1	2.81	0.43
3:M:516:GLY:O	3:M:518:ASP:N	2.51	0.43
1:B:137:TRP:HE3	1:B:144:VAL:HG11	1.83	0.43
3:M:155:ILE:HG22	3:M:156:PHE:N	2.33	0.43
3:M:226:ASN:N	3:M:227:PRO:HD2	2.32	0.43
3:M:443:ILE:HG22	3:M:444:ARG:N	2.29	0.43
3:M:485:GLU:OE1	3:M:583:HIS:ND1	2.49	0.43
3:M:747:LEU:C	3:M:749:GLY:N	2.71	0.43
3:M:123:CYS:CB	3:M:158:ILE:HD13	2.48	0.43
3:M:174:SER:OG	3:M:669:PRO:HA	2.18	0.43
3:M:244:SER:C	3:M:246:PHE:N	2.72	0.43
3:M:270:LEU:CG	3:M:285:TYR:CE1	2.81	0.43
3:M:516:GLY:O	3:M:518:ASP:N	2.51	0.43
3:M:747:LEU:C	3:M:749:GLY:H	2.20	0.43
1:B:128:PHE:CD1	3:M:817:GLN:CG	2.96	0.43
1:B:161:GLU:OE1	3:M:827:LYS:HD2	2.18	0.43
3:M:155:ILE:HG22	3:M:156:PHE:N	2.33	0.43
3:M:226:ASN:N	3:M:227:PRO:HD2	2.32	0.43
3:M:443:ILE:HG22	3:M:444:ARG:N	2.29	0.43
3:M:485:GLU:OE1	3:M:583:HIS:ND1	2.49	0.43
3:M:155:ILE:HG22	3:M:156:PHE:N	2.33	0.43
3:M:226:ASN:N	3:M:227:PRO:HD2	2.32	0.43
3:M:443:ILE:HG22	3:M:444:ARG:N	2.29	0.43
3:M:485:GLU:OE1	3:M:583:HIS:ND1	2.49	0.43
3:M:715:VAL:HG12	3:M:720:PHE:HB2	2.00	0.43
3:M:767:PHE:CE1	3:M:771:LEU:HD23	2.52	0.43
1:B:87:LYS:HZ1	3:M:829:TRP:HE1	1.53	0.43

Continued on next page...

Continued from previous page...

Atom-1	Atom-2	Interatomic distance (Å)	Clash overlap (Å)
3:M:123:CYS:CB	3:M:158:ILE:HD13	2.48	0.43
3:M:174:SER:OG	3:M:669:PRO:HA	2.18	0.43
3:M:244:SER:C	3:M:246:PHE:N	2.72	0.43
3:M:270:LEU:CG	3:M:285:TYR:CE1	2.81	0.43
3:M:516:GLY:O	3:M:518:ASP:N	2.51	0.43
3:M:123:CYS:CB	3:M:158:ILE:HD13	2.48	0.43
3:M:174:SER:OG	3:M:669:PRO:HA	2.18	0.43
3:M:244:SER:C	3:M:246:PHE:N	2.72	0.43
3:M:270:LEU:CG	3:M:285:TYR:CE1	2.81	0.43
3:M:516:GLY:O	3:M:518:ASP:N	2.51	0.43
3:M:715:VAL:HG12	3:M:720:PHE:HB2	2.00	0.43
3:M:762:HIS:CD2	3:M:762:HIS:N	2.79	0.43
3:M:155:ILE:HG22	3:M:156:PHE:N	2.33	0.43
3:M:226:ASN:N	3:M:227:PRO:HD2	2.32	0.43
3:M:443:ILE:HG22	3:M:444:ARG:N	2.29	0.43
3:M:485:GLU:OE1	3:M:583:HIS:ND1	2.49	0.43
3:M:715:VAL:HG12	3:M:720:PHE:HB2	2.00	0.43
3:M:767:PHE:CE1	3:M:771:LEU:HD23	2.52	0.43
2:C:140:GLU:HG2	3:M:743:ALA:HA	1.99	0.43
3:M:193:ILE:HD11	3:M:250:ILE:CD1	2.48	0.43
3:M:266:GLU:OE1	3:M:659:LYS:NZ	2.51	0.43
1:B:112:ILE:HD12	1:B:150:TYR:CE1	2.53	0.43
3:M:193:ILE:HD11	3:M:250:ILE:CD1	2.48	0.43
3:M:266:GLU:OE1	3:M:659:LYS:NZ	2.51	0.43
1:B:70:GLU:OE1	1:B:87:LYS:NZ	2.50	0.43
1:B:105:ASP:O	1:B:107:ASP:N	2.51	0.43
1:B:148:VAL:O	1:B:150:TYR:N	2.50	0.43
3:M:14:ALA:N	3:M:15:PRO:CD	2.81	0.43
3:M:155:ILE:HG22	3:M:156:PHE:N	2.33	0.43
3:M:485:GLU:HA	3:M:584:TYR:HE2	1.83	0.43
3:M:493:HIS:O	3:M:496:PHE:HB3	2.18	0.43
3:M:193:ILE:HD11	3:M:250:ILE:CD1	2.48	0.43
3:M:266:GLU:OE1	3:M:659:LYS:NZ	2.51	0.43
2:C:96:LYS:CE	3:M:6:GLU:CG	2.24	0.43
3:M:147:LYS:HB2	3:M:718:ALA:HB3	1.97	0.43
3:M:193:ILE:HD11	3:M:250:ILE:CD1	2.48	0.43
3:M:266:GLU:OE1	3:M:659:LYS:NZ	2.51	0.43
3:M:193:ILE:HD11	3:M:250:ILE:CD1	2.48	0.43
3:M:266:GLU:OE1	3:M:659:LYS:NZ	2.51	0.43
2:C:93:VAL:HG23	3:M:725:ARG:HD3	1.99	0.43
2:C:116:GLU:HB3	3:M:795:ARG:HH22	1.83	0.43

Continued on next page...

Continued from previous page...

Atom-1	Atom-2	Interatomic distance (Å)	Clash overlap (Å)
3:M:193:ILE:HD11	3:M:250:ILE:CD1	2.48	0.43
3:M:266:GLU:OE1	3:M:659:LYS:NZ	2.51	0.43
1:B:79:VAL:O	1:B:83:MET:HG2	2.18	0.43
2:C:92:ARG:NH1	3:M:732:ILE:CD1	2.75	0.43
3:M:64:THR:HB	3:M:68:GLU:N	2.33	0.43
3:M:109:ARG:CD	3:M:117:THR:HB	2.49	0.43
3:M:226:ASN:HB2	3:M:227:PRO:CD	2.47	0.43
3:M:436:LYS:NZ	3:M:647:GLN:OE1	2.40	0.43
3:M:493:HIS:O	3:M:496:PHE:HB3	2.18	0.43
3:M:496:PHE:HB2	3:M:515:PHE:CD2	2.53	0.43
3:M:692:LEU:O	3:M:696:ARG:HG3	2.18	0.43
1:B:79:VAL:O	1:B:83:MET:HG2	2.18	0.43
1:B:87:LYS:HD3	3:M:829:TRP:CE3	2.47	0.43
1:B:87:LYS:HZ1	3:M:829:TRP:HE1	1.53	0.43
1:B:137:TRP:HE3	1:B:144:VAL:HG11	1.83	0.43
3:M:64:THR:HB	3:M:68:GLU:N	2.33	0.43
3:M:109:ARG:CD	3:M:117:THR:HB	2.49	0.43
3:M:226:ASN:HB2	3:M:227:PRO:CD	2.47	0.43
3:M:436:LYS:NZ	3:M:647:GLN:OE1	2.40	0.43
3:M:493:HIS:O	3:M:496:PHE:HB3	2.18	0.43
3:M:496:PHE:HB2	3:M:515:PHE:CD2	2.53	0.43
3:M:692:LEU:O	3:M:696:ARG:HG3	2.18	0.43
3:M:724:TYR:HD1	3:M:727:LEU:CD1	2.29	0.43
3:M:805:ARG:HA	3:M:808:GLU:HB2	2.00	0.43
3:M:64:THR:HB	3:M:68:GLU:N	2.32	0.43
3:M:493:HIS:O	3:M:496:PHE:HB3	2.18	0.43
3:M:724:TYR:O	3:M:727:LEU:HD12	2.17	0.43
3:M:803:TYR:CD1	3:M:807:VAL:HB	2.53	0.43
3:M:64:THR:HB	3:M:68:GLU:N	2.33	0.43
3:M:109:ARG:CD	3:M:117:THR:HB	2.49	0.43
3:M:226:ASN:HB2	3:M:227:PRO:CD	2.47	0.43
3:M:436:LYS:NZ	3:M:647:GLN:OE1	2.40	0.43
3:M:493:HIS:O	3:M:496:PHE:HB3	2.18	0.43
3:M:496:PHE:HB2	3:M:515:PHE:CD2	2.53	0.43
3:M:692:LEU:O	3:M:696:ARG:HG3	2.18	0.43
2:C:30:VAL:HG22	2:C:61:LYS:HE3	2.00	0.43
2:C:36:ALA:HA	3:M:800:ARG:HG3	1.99	0.43
3:M:64:THR:HB	3:M:68:GLU:N	2.33	0.43
3:M:109:ARG:CD	3:M:117:THR:HB	2.49	0.43
3:M:226:ASN:HB2	3:M:227:PRO:CD	2.47	0.43
3:M:436:LYS:NZ	3:M:647:GLN:OE1	2.40	0.43

Continued on next page...

Continued from previous page...

Atom-1	Atom-2	Interatomic distance (Å)	Clash overlap (Å)
3:M:493:HIS:O	3:M:496:PHE:HB3	2.18	0.43
3:M:496:PHE:HB2	3:M:515:PHE:CD2	2.53	0.43
3:M:692:LEU:O	3:M:696:ARG:HG3	2.18	0.43
2:C:24:LYS:HA	2:C:63:ILE:O	2.18	0.43
3:M:64:THR:HB	3:M:68:GLU:N	2.32	0.43
3:M:493:HIS:O	3:M:496:PHE:HB3	2.18	0.43
3:M:64:THR:HB	3:M:68:GLU:N	2.33	0.43
3:M:109:ARG:CD	3:M:117:THR:HB	2.49	0.43
3:M:226:ASN:HB2	3:M:227:PRO:CD	2.47	0.43
3:M:436:LYS:NZ	3:M:647:GLN:OE1	2.40	0.43
3:M:493:HIS:O	3:M:496:PHE:HB3	2.18	0.43
3:M:496:PHE:HB2	3:M:515:PHE:CD2	2.53	0.43
3:M:692:LEU:O	3:M:696:ARG:HG3	2.18	0.43
3:M:810:ARG:HG2	3:M:810:ARG:NH1	2.29	0.43
3:M:64:THR:HB	3:M:68:GLU:N	2.32	0.43
3:M:493:HIS:O	3:M:496:PHE:HB3	2.18	0.43
3:M:64:THR:HB	3:M:68:GLU:N	2.33	0.43
3:M:109:ARG:CD	3:M:117:THR:HB	2.49	0.43
3:M:226:ASN:HB2	3:M:227:PRO:CD	2.47	0.43
3:M:436:LYS:NZ	3:M:647:GLN:OE1	2.40	0.43
3:M:493:HIS:O	3:M:496:PHE:HB3	2.18	0.43
3:M:496:PHE:HB2	3:M:515:PHE:CD2	2.53	0.43
3:M:692:LEU:O	3:M:696:ARG:HG3	2.18	0.43
1:B:105:ASP:O	1:B:107:ASP:N	2.51	0.43
3:M:64:THR:HB	3:M:68:GLU:N	2.33	0.43
3:M:109:ARG:CD	3:M:117:THR:HB	2.49	0.43
3:M:226:ASN:HB2	3:M:227:PRO:CD	2.47	0.43
3:M:436:LYS:NZ	3:M:647:GLN:OE1	2.40	0.43
3:M:493:HIS:O	3:M:496:PHE:HB3	2.18	0.43
3:M:496:PHE:HB2	3:M:515:PHE:CD2	2.53	0.43
3:M:692:LEU:O	3:M:696:ARG:HG3	2.18	0.43
2:C:96:LYS:HE2	3:M:720:PHE:HB3	1.44	0.43
3:M:64:THR:HB	3:M:68:GLU:N	2.32	0.43
3:M:493:HIS:O	3:M:496:PHE:HB3	2.18	0.43
1:B:70:GLU:OE1	1:B:87:LYS:NZ	2.50	0.43
3:M:64:THR:HB	3:M:68:GLU:N	2.32	0.43
3:M:493:HIS:O	3:M:496:PHE:HB3	2.18	0.43
3:M:64:THR:HB	3:M:68:GLU:N	2.33	0.43
3:M:109:ARG:CD	3:M:117:THR:HB	2.49	0.43
3:M:226:ASN:HB2	3:M:227:PRO:CD	2.47	0.43
3:M:436:LYS:NZ	3:M:647:GLN:OE1	2.40	0.43

Continued on next page...

Continued from previous page...

Atom-1	Atom-2	Interatomic distance (Å)	Clash overlap (Å)
3:M:493:HIS:O	3:M:496:PHE:HB3	2.18	0.43
3:M:496:PHE:HB2	3:M:515:PHE:CD2	2.53	0.43
3:M:692:LEU:O	3:M:696:ARG:HG3	2.18	0.43
3:M:787:ILE:HG23	3:M:791:GLN:HG3	2.00	0.43
2:C:94:PHE:HE2	3:M:783:LEU:HD23	1.78	0.43
2:C:95:ASP:O	3:M:721:LYS:HD3	2.18	0.43
3:M:14:ALA:N	3:M:15:PRO:HD2	2.32	0.43
3:M:271:GLU:HG2	3:M:476:GLU:HG2	1.89	0.43
3:M:783:LEU:N	3:M:783:LEU:HD12	2.13	0.43
1:B:79:VAL:O	1:B:83:MET:HG2	2.18	0.43
2:C:96:LYS:HB2	3:M:722:GLN:CB	2.48	0.43
2:C:96:LYS:CB	3:M:722:GLN:N	2.10	0.43
3:M:14:ALA:N	3:M:15:PRO:HD2	2.32	0.43
3:M:271:GLU:HG2	3:M:476:GLU:HG2	1.89	0.43
3:M:777:GLU:O	3:M:780:ASP:N	2.51	0.43
3:M:175:ILE:C	3:M:176:LEU:HD12	2.39	0.43
3:M:476:GLU:CD	3:M:476:GLU:H	2.22	0.43
3:M:725:ARG:HH21	3:M:736:GLN:NE2	2.04	0.43
1:B:70:GLU:OE1	1:B:87:LYS:NZ	2.50	0.43
1:B:137:TRP:HE3	1:B:144:VAL:HG11	1.83	0.43
3:M:14:ALA:N	3:M:15:PRO:HD2	2.32	0.43
3:M:271:GLU:HG2	3:M:476:GLU:HG2	1.89	0.43
3:M:726:VAL:CG2	3:M:786:ILE:HD11	2.49	0.43
1:B:56:ARG:NH2	3:M:837:LYS:HZ1	2.15	0.43
3:M:95:THR:N	3:M:773:GLY:H	2.16	0.43
3:M:271:GLU:HG2	3:M:476:GLU:HG2	1.89	0.43
3:M:804:ARG:O	3:M:808:GLU:OE1	2.37	0.43
3:M:14:ALA:N	3:M:15:PRO:HD2	2.32	0.43
3:M:271:GLU:HG2	3:M:476:GLU:HG2	1.89	0.43
1:B:105:ASP:O	1:B:107:ASP:N	2.51	0.43
3:M:14:ALA:N	3:M:15:PRO:HD2	2.32	0.43
3:M:271:GLU:HG2	3:M:476:GLU:HG2	1.89	0.43
3:M:174:SER:OG	3:M:669:PRO:HA	2.18	0.43
2:C:17:PHE:CD2	3:M:806:MET:SD	2.96	0.43
2:C:24:LYS:HA	2:C:63:ILE:O	2.18	0.43
3:M:174:SER:OG	3:M:669:PRO:HA	2.18	0.43
3:M:715:VAL:HG12	3:M:720:PHE:HB2	2.00	0.43
3:M:109:ARG:CD	3:M:117:THR:HB	2.48	0.43
3:M:292:MET:HE1	3:M:309:PRO:CG	2.48	0.43
3:M:675:ILE:HG23	3:M:676:ILE:N	2.33	0.43
1:B:63:GLU:O	1:B:67:MET:HG2	2.18	0.43

Continued on next page...

Continued from previous page...

Atom-1	Atom-2	Interatomic distance (Å)	Clash overlap (Å)
1:B:70:GLU:OE1	1:B:87:LYS:NZ	2.50	0.43
1:B:105:ASP:O	1:B:107:ASP:N	2.51	0.43
3:M:174:SER:OG	3:M:669:PRO:HA	2.18	0.43
1:B:119:GLU:O	1:B:123:THR:HG23	2.19	0.43
2:C:114:LEU:CD1	3:M:23:GLU:HA	2.43	0.43
3:M:174:SER:OG	3:M:669:PRO:HA	2.18	0.43
2:C:93:VAL:HA	3:M:720:PHE:C	2.37	0.43
3:M:109:ARG:CD	3:M:117:THR:HB	2.48	0.43
3:M:292:MET:HE1	3:M:309:PRO:CG	2.48	0.43
3:M:675:ILE:HG23	3:M:676:ILE:N	2.33	0.43
3:M:711:PHE:HB3	3:M:766:PHE:HB3	1.99	0.43
3:M:712:PRO:HB2	3:M:713:SER:H	1.61	0.43
3:M:775:LEU:HA	3:M:775:LEU:HD12	1.71	0.43
3:M:787:ILE:HG23	3:M:791:GLN:HG3	2.00	0.43
1:B:105:ASP:O	1:B:107:ASP:N	2.51	0.43
2:C:98:GLY:N	3:M:21:GLU:N	2.66	0.43
3:M:174:SER:OG	3:M:669:PRO:HA	2.18	0.43
1:B:105:ASP:O	1:B:107:ASP:N	2.51	0.43
1:B:148:VAL:O	1:B:150:TYR:N	2.50	0.43
2:C:16:LEU:O	3:M:806:MET:CE	2.66	0.43
3:M:109:ARG:CD	3:M:117:THR:HB	2.48	0.43
3:M:292:MET:HE1	3:M:309:PRO:CG	2.48	0.43
3:M:675:ILE:HG23	3:M:676:ILE:N	2.33	0.43
3:M:174:SER:OG	3:M:669:PRO:HA	2.18	0.43
3:M:724:TYR:HB3	3:M:727:LEU:CD1	2.46	0.43
3:M:805:ARG:O	3:M:809:ARG:HG3	2.09	0.43
3:M:174:SER:OG	3:M:669:PRO:HA	2.18	0.43
2:C:94:PHE:CD1	3:M:725:ARG:HB3	2.53	0.43
3:M:109:ARG:CD	3:M:117:THR:HB	2.48	0.43
3:M:292:MET:HE1	3:M:309:PRO:CG	2.48	0.43
3:M:675:ILE:HG23	3:M:676:ILE:N	2.33	0.43
3:M:810:ARG:HG2	3:M:810:ARG:NH1	2.29	0.43
3:M:109:ARG:CD	3:M:117:THR:HB	2.48	0.43
3:M:292:MET:HE1	3:M:309:PRO:CG	2.48	0.43
3:M:675:ILE:HG23	3:M:676:ILE:N	2.33	0.43
3:M:724:TYR:HB3	3:M:727:LEU:CD1	2.46	0.43
1:B:87:LYS:HE3	3:M:829:TRP:CZ2	2.39	0.43
1:B:137:TRP:HE3	1:B:144:VAL:HG11	1.83	0.43
2:C:24:LYS:HA	2:C:63:ILE:O	2.18	0.43
3:M:174:SER:OG	3:M:669:PRO:HA	2.18	0.43
1:B:119:GLU:O	1:B:123:THR:HG23	2.19	0.43

Continued on next page...

Continued from previous page...

Atom-1	Atom-2	Interatomic distance (Å)	Clash overlap (Å)
1:B:127:ARG:HD3	1:B:129:THR:HG22	2.00	0.43
1:B:161:GLU:OE1	3:M:827:LYS:HD2	2.18	0.43
2:C:30:VAL:HG22	2:C:61:LYS:HE3	2.01	0.43
3:M:40:VAL:HG23	3:M:76:GLN:O	2.19	0.43
3:M:224:SER:O	3:M:227:PRO:HD2	2.17	0.43
3:M:271:GLU:HG3	3:M:476:GLU:CB	2.48	0.43
3:M:320:ILE:O	3:M:320:ILE:HG22	2.18	0.43
1:B:161:GLU:OE1	3:M:827:LYS:HD2	2.18	0.43
3:M:40:VAL:HG23	3:M:76:GLN:O	2.19	0.43
3:M:224:SER:O	3:M:227:PRO:HD2	2.17	0.43
3:M:271:GLU:HG3	3:M:476:GLU:CB	2.48	0.43
3:M:320:ILE:O	3:M:320:ILE:HG22	2.18	0.43
3:M:778:MET:CB	3:M:782:LYS:HG3	2.47	0.43
3:M:266:GLU:OE1	3:M:659:LYS:NZ	2.51	0.43
3:M:442:VAL:O	3:M:445:ILE:HB	2.19	0.43
3:M:692:LEU:HD23	3:M:692:LEU:HA	1.85	0.43
3:M:40:VAL:HG23	3:M:76:GLN:O	2.19	0.43
3:M:224:SER:O	3:M:227:PRO:HD2	2.17	0.43
3:M:271:GLU:HG3	3:M:476:GLU:CB	2.48	0.43
3:M:320:ILE:O	3:M:320:ILE:HG22	2.18	0.43
3:M:40:VAL:HG23	3:M:76:GLN:O	2.19	0.43
3:M:224:SER:O	3:M:227:PRO:HD2	2.17	0.43
3:M:271:GLU:HG3	3:M:476:GLU:CB	2.48	0.43
3:M:320:ILE:O	3:M:320:ILE:HG22	2.18	0.43
3:M:747:LEU:C	3:M:749:GLY:H	2.20	0.43
3:M:829:TRP:O	3:M:832:MET:N	2.50	0.43
3:M:40:VAL:HG23	3:M:76:GLN:O	2.19	0.43
3:M:224:SER:O	3:M:227:PRO:HD2	2.17	0.43
3:M:271:GLU:HG3	3:M:476:GLU:CB	2.48	0.43
3:M:320:ILE:O	3:M:320:ILE:HG22	2.18	0.43
3:M:775:LEU:HD12	3:M:775:LEU:HA	1.70	0.43
1:B:128:PHE:HZ	3:M:821:ARG:NH1	2.10	0.43
1:B:137:TRP:HE3	1:B:144:VAL:HG11	1.83	0.43
1:B:161:GLU:OE1	3:M:827:LYS:HD2	2.18	0.43
3:M:40:VAL:HG23	3:M:76:GLN:O	2.19	0.43
3:M:224:SER:O	3:M:227:PRO:HD2	2.17	0.43
3:M:271:GLU:HG3	3:M:476:GLU:CB	2.48	0.43
3:M:320:ILE:O	3:M:320:ILE:HG22	2.18	0.43
1:B:105:ASP:O	1:B:107:ASP:N	2.51	0.43
1:B:112:ILE:HD12	1:B:150:TYR:CE1	2.53	0.43
3:M:40:VAL:HG23	3:M:76:GLN:O	2.19	0.43

Continued on next page...

Continued from previous page...

Atom-1	Atom-2	Interatomic distance (Å)	Clash overlap (Å)
3:M:106:LEU:HD12	3:M:106:LEU:HA	1.79	0.43
3:M:244:SER:C	3:M:246:PHE:N	2.72	0.43
3:M:516:GLY:O	3:M:518:ASP:N	2.51	0.43
3:M:675:ILE:HG23	3:M:676:ILE:N	2.32	0.43
3:M:692:LEU:HD23	3:M:692:LEU:HA	1.84	0.43
3:M:712:PRO:HB2	3:M:713:SER:H	1.61	0.43
1:B:105:ASP:O	1:B:107:ASP:N	2.51	0.43
3:M:40:VAL:HG23	3:M:76:GLN:O	2.19	0.43
3:M:106:LEU:HD12	3:M:106:LEU:HA	1.79	0.43
3:M:244:SER:C	3:M:246:PHE:N	2.72	0.43
3:M:516:GLY:O	3:M:518:ASP:N	2.51	0.43
3:M:675:ILE:HG23	3:M:676:ILE:N	2.32	0.43
3:M:692:LEU:HD23	3:M:692:LEU:HA	1.84	0.43
3:M:810:ARG:HG2	3:M:810:ARG:NH1	2.29	0.43
1:B:119:GLU:O	1:B:123:THR:HG23	2.19	0.43
1:B:119:GLU:O	1:B:123:THR:HG23	2.19	0.43
3:M:40:VAL:HG23	3:M:76:GLN:O	2.19	0.43
3:M:106:LEU:HD12	3:M:106:LEU:HA	1.79	0.43
3:M:244:SER:C	3:M:246:PHE:N	2.72	0.43
3:M:516:GLY:O	3:M:518:ASP:N	2.51	0.43
3:M:675:ILE:HG23	3:M:676:ILE:N	2.32	0.43
3:M:692:LEU:HD23	3:M:692:LEU:HA	1.84	0.43
3:M:712:PRO:HB2	3:M:713:SER:H	1.61	0.43
3:M:40:VAL:HG23	3:M:76:GLN:O	2.19	0.43
3:M:106:LEU:HD12	3:M:106:LEU:HA	1.79	0.43
3:M:244:SER:C	3:M:246:PHE:N	2.72	0.43
3:M:516:GLY:O	3:M:518:ASP:N	2.51	0.43
3:M:675:ILE:HG23	3:M:676:ILE:N	2.32	0.43
3:M:692:LEU:HD23	3:M:692:LEU:HA	1.84	0.43
3:M:767:PHE:CE1	3:M:771:LEU:HD23	2.52	0.43
1:B:133:ILE:O	1:B:136:MET:HB2	2.19	0.43
3:M:28:GLN:HG2	3:M:723:ARG:HA	1.50	0.43
3:M:40:VAL:HG23	3:M:76:GLN:O	2.19	0.43
3:M:106:LEU:HD12	3:M:106:LEU:HA	1.79	0.43
3:M:244:SER:C	3:M:246:PHE:N	2.72	0.43
3:M:516:GLY:O	3:M:518:ASP:N	2.51	0.43
3:M:675:ILE:HG23	3:M:676:ILE:N	2.32	0.43
3:M:692:LEU:HD23	3:M:692:LEU:HA	1.84	0.43
2:C:126:LEU:HD21	3:M:798:LEU:HD13	2.01	0.43
3:M:40:VAL:HG23	3:M:76:GLN:O	2.19	0.43
3:M:106:LEU:HD12	3:M:106:LEU:HA	1.79	0.43

Continued on next page...

Continued from previous page...

Atom-1	Atom-2	Interatomic distance (Å)	Clash overlap (Å)
3:M:244:SER:C	3:M:246:PHE:N	2.72	0.43
3:M:516:GLY:O	3:M:518:ASP:N	2.51	0.43
3:M:675:ILE:HG23	3:M:676:ILE:N	2.32	0.43
3:M:692:LEU:HD23	3:M:692:LEU:HA	1.84	0.43
1:B:119:GLU:O	1:B:123:THR:HG23	2.19	0.43
3:M:40:VAL:HG23	3:M:76:GLN:O	2.19	0.43
3:M:106:LEU:HD12	3:M:106:LEU:HA	1.79	0.43
3:M:244:SER:C	3:M:246:PHE:N	2.72	0.43
3:M:516:GLY:O	3:M:518:ASP:N	2.51	0.43
3:M:675:ILE:HG23	3:M:676:ILE:N	2.32	0.43
3:M:692:LEU:HD23	3:M:692:LEU:HA	1.84	0.43
3:M:712:PRO:HB2	3:M:713:SER:H	1.61	0.43
1:B:137:TRP:HE3	1:B:144:VAL:HG11	1.82	0.43
3:M:40:VAL:HG23	3:M:76:GLN:O	2.19	0.43
3:M:106:LEU:HD12	3:M:106:LEU:HA	1.79	0.43
3:M:244:SER:C	3:M:246:PHE:N	2.72	0.43
3:M:516:GLY:O	3:M:518:ASP:N	2.51	0.43
3:M:675:ILE:HG23	3:M:676:ILE:N	2.32	0.43
3:M:692:LEU:HD23	3:M:692:LEU:HA	1.84	0.43
3:M:712:PRO:HB2	3:M:713:SER:H	1.61	0.43
2:C:107:LEU:HD21	3:M:725:ARG:CG	2.47	0.43
3:M:110:TYR:O	3:M:113:TRP:N	2.42	0.43
3:M:163:TYR:O	3:M:166:MET:HB3	2.17	0.43
3:M:169:ASP:O	3:M:170:ARG:HB2	2.19	0.43
3:M:346:ASP:O	3:M:350:ALA:N	2.45	0.43
3:M:664:LEU:HD12	3:M:664:LEU:HA	1.52	0.43
1:B:133:ILE:O	1:B:136:MET:HB2	2.19	0.43
3:M:110:TYR:O	3:M:113:TRP:N	2.42	0.43
3:M:163:TYR:O	3:M:166:MET:HB3	2.17	0.43
3:M:169:ASP:O	3:M:170:ARG:HB2	2.19	0.43
3:M:346:ASP:O	3:M:350:ALA:N	2.45	0.43
3:M:664:LEU:HD12	3:M:664:LEU:HA	1.52	0.43
3:M:747:LEU:C	3:M:749:GLY:H	2.20	0.43
1:B:161:GLU:OE1	3:M:827:LYS:HD2	2.18	0.43
3:M:322:VAL:CG1	3:M:325:ILE:HG13	2.49	0.43
2:C:25:ILE:HG21	2:C:33:ILE:HD12	2.01	0.43
3:M:110:TYR:O	3:M:113:TRP:N	2.42	0.43
3:M:163:TYR:O	3:M:166:MET:HB3	2.17	0.43
3:M:169:ASP:O	3:M:170:ARG:HB2	2.19	0.43
3:M:346:ASP:O	3:M:350:ALA:N	2.45	0.43
3:M:664:LEU:HD12	3:M:664:LEU:HA	1.52	0.43

Continued on next page...

Continued from previous page...

Atom-1	Atom-2	Interatomic distance (Å)	Clash overlap (Å)
1:B:105:ASP:O	1:B:107:ASP:N	2.51	0.43
3:M:110:TYR:O	3:M:113:TRP:N	2.42	0.43
3:M:163:TYR:O	3:M:166:MET:HB3	2.17	0.43
3:M:169:ASP:O	3:M:170:ARG:HB2	2.19	0.43
3:M:346:ASP:O	3:M:350:ALA:N	2.45	0.43
3:M:664:LEU:HD12	3:M:664:LEU:HA	1.52	0.43
3:M:793:ARG:O	3:M:797:PHE:N	2.39	0.43
1:B:161:GLU:OE1	3:M:827:LYS:HD2	2.18	0.43
3:M:110:TYR:O	3:M:113:TRP:N	2.42	0.43
3:M:163:TYR:O	3:M:166:MET:HB3	2.17	0.43
3:M:169:ASP:O	3:M:170:ARG:HB2	2.19	0.43
3:M:346:ASP:O	3:M:350:ALA:N	2.45	0.43
3:M:664:LEU:HD12	3:M:664:LEU:HA	1.52	0.43
3:M:767:PHE:CD1	3:M:771:LEU:HD23	2.52	0.43
3:M:110:TYR:O	3:M:113:TRP:N	2.42	0.43
3:M:163:TYR:O	3:M:166:MET:HB3	2.17	0.43
3:M:169:ASP:O	3:M:170:ARG:HB2	2.19	0.43
3:M:346:ASP:O	3:M:350:ALA:N	2.45	0.43
3:M:664:LEU:HD12	3:M:664:LEU:HA	1.52	0.43
3:M:747:LEU:C	3:M:749:GLY:H	2.20	0.43
1:B:119:GLU:O	1:B:123:THR:HG23	2.19	0.43
1:B:161:GLU:OE1	3:M:827:LYS:HD2	2.18	0.43
3:M:14:ALA:HB3	3:M:15:PRO:CD	2.46	0.43
3:M:129:TYR:HD1	3:M:129:TYR:HA	1.65	0.43
1:B:133:ILE:O	1:B:136:MET:HB2	2.19	0.43
3:M:14:ALA:HB3	3:M:15:PRO:CD	2.46	0.43
3:M:129:TYR:HD1	3:M:129:TYR:HA	1.65	0.43
2:C:25:ILE:HG21	2:C:33:ILE:HD12	2.01	0.43
3:M:14:ALA:N	3:M:15:PRO:CD	2.81	0.43
3:M:271:GLU:HG3	3:M:476:GLU:CB	2.48	0.43
3:M:496:PHE:HB2	3:M:515:PHE:CD2	2.53	0.43
3:M:14:ALA:HB3	3:M:15:PRO:CD	2.46	0.43
3:M:129:TYR:HD1	3:M:129:TYR:HA	1.65	0.43
3:M:14:ALA:HB3	3:M:15:PRO:CD	2.46	0.43
3:M:129:TYR:HD1	3:M:129:TYR:HA	1.65	0.43
1:B:105:ASP:O	1:B:107:ASP:N	2.51	0.43
1:B:127:ARG:HD3	1:B:129:THR:HG22	2.00	0.43
2:C:94:PHE:CD1	3:M:725:ARG:HB3	2.53	0.43
3:M:14:ALA:N	3:M:15:PRO:CD	2.81	0.43
3:M:271:GLU:HG3	3:M:476:GLU:CB	2.48	0.43
3:M:496:PHE:HB2	3:M:515:PHE:CD2	2.53	0.43

Continued on next page...

Continued from previous page...

Atom-1	Atom-2	Interatomic distance (Å)	Clash overlap (Å)
3:M:715:VAL:HG12	3:M:720:PHE:HB2	2.00	0.43
3:M:727:LEU:HB2	3:M:786:ILE:HD11	1.65	0.43
3:M:14:ALA:HB3	3:M:15:PRO:CD	2.46	0.43
3:M:129:TYR:HD1	3:M:129:TYR:HA	1.65	0.43
3:M:14:ALA:N	3:M:15:PRO:CD	2.81	0.43
3:M:271:GLU:HG3	3:M:476:GLU:CB	2.48	0.43
3:M:496:PHE:HB2	3:M:515:PHE:CD2	2.53	0.43
3:M:14:ALA:HB3	3:M:15:PRO:CD	2.46	0.43
3:M:129:TYR:HD1	3:M:129:TYR:HA	1.65	0.43
1:B:63:GLU:O	1:B:67:MET:HG2	2.18	0.43
3:M:14:ALA:HB3	3:M:15:PRO:CD	2.46	0.43
3:M:129:TYR:HD1	3:M:129:TYR:HA	1.65	0.43
3:M:14:ALA:N	3:M:15:PRO:CD	2.81	0.43
3:M:271:GLU:HG3	3:M:476:GLU:CB	2.48	0.43
3:M:496:PHE:HB2	3:M:515:PHE:CD2	2.53	0.43
3:M:779:ARG:H	3:M:782:LYS:HB2	1.29	0.43
3:M:14:ALA:N	3:M:15:PRO:CD	2.81	0.43
3:M:271:GLU:HG3	3:M:476:GLU:CB	2.48	0.43
3:M:496:PHE:HB2	3:M:515:PHE:CD2	2.53	0.43
1:B:63:GLU:O	1:B:67:MET:HG2	2.18	0.43
3:M:14:ALA:HB3	3:M:15:PRO:CD	2.46	0.43
3:M:129:TYR:HD1	3:M:129:TYR:HA	1.65	0.43
1:B:63:GLU:O	1:B:67:MET:HG2	2.18	0.43
2:C:90:GLY:CA	3:M:727:LEU:HB2	2.48	0.43
2:C:140:GLU:CG	3:M:743:ALA:HA	2.49	0.43
3:M:14:ALA:N	3:M:15:PRO:CD	2.81	0.43
3:M:48:VAL:HA	3:M:104:TYR:OH	2.18	0.43
3:M:109:ARG:CD	3:M:117:THR:HB	2.49	0.43
3:M:151:ALA:HB1	3:M:152:PRO:HD2	2.01	0.43
3:M:175:ILE:C	3:M:176:LEU:HD12	2.39	0.43
3:M:500:GLN:HB2	3:M:512:PHE:CZ	2.54	0.43
3:M:711:PHE:HB3	3:M:766:PHE:HB3	1.99	0.43
1:B:137:TRP:HE3	1:B:144:VAL:HG11	1.83	0.43
2:C:89:GLU:CG	3:M:732:ILE:HA	2.49	0.43
2:C:93:VAL:HG21	3:M:724:TYR:O	1.90	0.43
3:M:14:ALA:N	3:M:15:PRO:CD	2.81	0.43
3:M:48:VAL:HA	3:M:104:TYR:OH	2.18	0.43
3:M:109:ARG:CD	3:M:117:THR:HB	2.49	0.43
3:M:151:ALA:HB1	3:M:152:PRO:HD2	2.01	0.43
3:M:175:ILE:C	3:M:176:LEU:HD12	2.39	0.43
3:M:500:GLN:HB2	3:M:512:PHE:CZ	2.54	0.43

Continued on next page...

Continued from previous page...

Atom-1	Atom-2	Interatomic distance (Å)	Clash overlap (Å)
1:B:63:GLU:O	1:B:67:MET:HG2	2.18	0.43
3:M:292:MET:CE	3:M:309:PRO:CA	2.97	0.43
3:M:436:LYS:NZ	3:M:647:GLN:OE1	2.41	0.43
3:M:724:TYR:HD1	3:M:727:LEU:CD1	2.29	0.43
1:B:161:GLU:OE1	3:M:827:LYS:HD2	2.18	0.43
2:C:24:LYS:HA	2:C:63:ILE:O	2.18	0.43
3:M:14:ALA:N	3:M:15:PRO:CD	2.81	0.43
3:M:48:VAL:HA	3:M:104:TYR:OH	2.18	0.43
3:M:109:ARG:CD	3:M:117:THR:HB	2.49	0.43
3:M:151:ALA:HB1	3:M:152:PRO:HD2	2.01	0.43
3:M:175:ILE:C	3:M:176:LEU:HD12	2.39	0.43
3:M:500:GLN:HB2	3:M:512:PHE:CZ	2.54	0.43
3:M:48:VAL:HA	3:M:104:TYR:OH	2.18	0.43
3:M:109:ARG:CD	3:M:117:THR:HB	2.49	0.43
3:M:151:ALA:HB1	3:M:152:PRO:HD2	2.01	0.43
3:M:175:ILE:C	3:M:176:LEU:HD12	2.39	0.43
3:M:500:GLN:HB2	3:M:512:PHE:CZ	2.54	0.43
1:B:133:ILE:O	1:B:136:MET:HB2	2.19	0.43
3:M:14:ALA:N	3:M:15:PRO:CD	2.81	0.43
3:M:48:VAL:HA	3:M:104:TYR:OH	2.18	0.43
3:M:109:ARG:CD	3:M:117:THR:HB	2.49	0.43
3:M:151:ALA:HB1	3:M:152:PRO:HD2	2.01	0.43
3:M:175:ILE:C	3:M:176:LEU:HD12	2.39	0.43
3:M:500:GLN:HB2	3:M:512:PHE:CZ	2.54	0.43
3:M:805:ARG:CB	3:M:809:ARG:CG	2.66	0.43
3:M:14:ALA:N	3:M:15:PRO:CD	2.81	0.43
3:M:48:VAL:HA	3:M:104:TYR:OH	2.18	0.43
3:M:109:ARG:CD	3:M:117:THR:HB	2.49	0.43
3:M:151:ALA:HB1	3:M:152:PRO:HD2	2.01	0.43
3:M:175:ILE:C	3:M:176:LEU:HD12	2.39	0.43
3:M:500:GLN:HB2	3:M:512:PHE:CZ	2.54	0.43
1:B:63:GLU:O	1:B:67:MET:HG2	2.18	0.43
3:M:449:LEU:N	3:M:449:LEU:CD1	2.81	0.43
1:B:128:PHE:HZ	3:M:821:ARG:CZ	2.14	0.43
3:M:449:LEU:N	3:M:449:LEU:CD1	2.81	0.43
3:M:723:ARG:CG	3:M:723:ARG:NH1	2.80	0.43
3:M:485:GLU:HA	3:M:584:TYR:HE2	1.83	0.43
3:M:449:LEU:N	3:M:449:LEU:CD1	2.81	0.43
3:M:779:ARG:O	3:M:783:LEU:N	2.51	0.43
3:M:449:LEU:N	3:M:449:LEU:CD1	2.81	0.43
1:B:63:GLU:O	1:B:67:MET:HG2	2.18	0.43

Continued on next page...

Continued from previous page...

Atom-1	Atom-2	Interatomic distance (Å)	Clash overlap (Å)
1:B:133:ILE:O	1:B:136:MET:HB2	2.19	0.43
3:M:485:GLU:HA	3:M:584:TYR:HE2	1.83	0.43
2:C:93:VAL:HG21	3:M:726:VAL:HG22	1.97	0.43
2:C:100:GLY:CA	3:M:22:LYS:HG3	2.28	0.43
3:M:449:LEU:N	3:M:449:LEU:CD1	2.81	0.43
2:C:126:LEU:HD21	3:M:798:LEU:HD13	2.01	0.43
3:M:485:GLU:HA	3:M:584:TYR:HE2	1.83	0.43
3:M:723:ARG:CG	3:M:723:ARG:NH1	2.80	0.43
3:M:449:LEU:N	3:M:449:LEU:CD1	2.81	0.43
3:M:449:LEU:N	3:M:449:LEU:CD1	2.81	0.43
3:M:485:GLU:HA	3:M:584:TYR:HE2	1.83	0.43
1:B:133:ILE:O	1:B:136:MET:HB2	2.19	0.43
1:B:161:GLU:OE1	3:M:827:LYS:HD2	2.18	0.43
3:M:485:GLU:HA	3:M:584:TYR:HE2	1.83	0.43
3:M:449:LEU:N	3:M:449:LEU:CD1	2.81	0.43
2:C:144:LYS:HE3	3:M:734:GLU:HB3	1.84	0.43
3:M:229:LEU:HA	3:M:229:LEU:HD12	1.75	0.43
3:M:229:LEU:HA	3:M:229:LEU:HD12	1.75	0.43
1:B:137:TRP:HE3	1:B:144:VAL:HG11	1.82	0.43
2:C:30:VAL:HG22	2:C:61:LYS:HE3	2.01	0.43
3:M:97:LEU:HD12	3:M:97:LEU:HA	1.67	0.43
3:M:144:ARG:HA	3:M:144:ARG:HD2	1.79	0.43
3:M:151:ALA:HB1	3:M:152:PRO:HD2	2.01	0.43
3:M:294:ASN:OD1	3:M:307:THR:HG21	2.19	0.43
3:M:724:TYR:HB3	3:M:727:LEU:CD1	2.47	0.43
2:C:30:VAL:HG22	2:C:61:LYS:HE3	2.01	0.43
2:C:89:GLU:HG2	3:M:725:ARG:HH22	1.82	0.43
3:M:229:LEU:HA	3:M:229:LEU:HD12	1.75	0.43
3:M:787:ILE:HG23	3:M:791:GLN:HG3	2.00	0.43
3:M:229:LEU:HA	3:M:229:LEU:HD12	1.75	0.43
1:B:127:ARG:HD3	1:B:129:THR:HG22	2.00	0.43
2:C:30:VAL:HG22	2:C:61:LYS:HE3	2.01	0.43
3:M:229:LEU:HA	3:M:229:LEU:HD12	1.75	0.43
3:M:711:PHE:HB3	3:M:766:PHE:HB3	1.99	0.43
3:M:229:LEU:HA	3:M:229:LEU:HD12	1.75	0.43
3:M:139:VAL:HG12	3:M:143:TYR:HD2	1.81	0.43
3:M:246:PHE:HB3	3:M:270:LEU:HD12	2.01	0.43
3:M:295:LYS:CE	3:M:332:MET:CE	2.97	0.43
3:M:485:GLU:HA	3:M:584:TYR:HE2	1.83	0.43
3:M:747:LEU:C	3:M:749:GLY:N	2.71	0.43
3:M:139:VAL:HG12	3:M:143:TYR:HD2	1.81	0.43

Continued on next page...

Continued from previous page...

Atom-1	Atom-2	Interatomic distance (Å)	Clash overlap (Å)
3:M:246:PHE:HB3	3:M:270:LEU:HD12	2.01	0.43
3:M:295:LYS:CE	3:M:332:MET:CE	2.97	0.43
3:M:485:GLU:HA	3:M:584:TYR:HE2	1.83	0.43
3:M:707:CYS:O	3:M:710:GLY:N	2.51	0.43
2:C:126:LEU:HD21	3:M:798:LEU:HD13	2.01	0.43
3:M:476:GLU:H	3:M:476:GLU:CD	2.21	0.43
2:C:126:LEU:HD21	3:M:798:LEU:HD13	2.01	0.43
3:M:139:VAL:HG12	3:M:143:TYR:HD2	1.81	0.43
3:M:246:PHE:HB3	3:M:270:LEU:HD12	2.01	0.43
3:M:295:LYS:CE	3:M:332:MET:CE	2.97	0.43
3:M:485:GLU:HA	3:M:584:TYR:HE2	1.83	0.43
3:M:747:LEU:C	3:M:749:GLY:N	2.71	0.43
1:B:105:ASP:O	1:B:107:ASP:N	2.51	0.43
3:M:139:VAL:HG12	3:M:143:TYR:HD2	1.81	0.43
3:M:246:PHE:HB3	3:M:270:LEU:HD12	2.01	0.43
3:M:295:LYS:CE	3:M:332:MET:CE	2.97	0.43
3:M:485:GLU:HA	3:M:584:TYR:HE2	1.83	0.43
3:M:715:VAL:HG12	3:M:720:PHE:HB2	2.00	0.43
3:M:476:GLU:H	3:M:476:GLU:CD	2.21	0.43
3:M:829:TRP:O	3:M:832:MET:N	2.50	0.43
3:M:139:VAL:HG12	3:M:143:TYR:HD2	1.81	0.43
3:M:246:PHE:HB3	3:M:270:LEU:HD12	2.01	0.43
3:M:295:LYS:CE	3:M:332:MET:CE	2.97	0.43
3:M:485:GLU:HA	3:M:584:TYR:HE2	1.83	0.43
3:M:724:TYR:O	3:M:727:LEU:HD12	2.18	0.43
3:M:476:GLU:H	3:M:476:GLU:CD	2.21	0.43
1:B:63:GLU:O	1:B:67:MET:HG2	2.18	0.43
1:B:105:ASP:O	1:B:107:ASP:N	2.51	0.43
3:M:139:VAL:HG12	3:M:143:TYR:HD2	1.81	0.43
3:M:246:PHE:HB3	3:M:270:LEU:HD12	2.01	0.43
3:M:295:LYS:CE	3:M:332:MET:CE	2.97	0.43
3:M:485:GLU:HA	3:M:584:TYR:HE2	1.83	0.43
1:B:161:GLU:OE1	3:M:827:LYS:HD2	2.18	0.43
3:M:139:VAL:HG12	3:M:143:TYR:HD2	1.81	0.43
3:M:246:PHE:HB3	3:M:270:LEU:HD12	2.01	0.43
3:M:295:LYS:CE	3:M:332:MET:CE	2.97	0.43
3:M:485:GLU:HA	3:M:584:TYR:HE2	1.83	0.43
3:M:747:LEU:C	3:M:749:GLY:N	2.71	0.43
1:B:161:GLU:OE1	3:M:827:LYS:HD2	2.18	0.43
2:C:96:LYS:O	3:M:719:ASP:CG	2.57	0.43
3:M:476:GLU:H	3:M:476:GLU:CD	2.21	0.43

Continued on next page...

Continued from previous page...

Atom-1	Atom-2	Interatomic distance (Å)	Clash overlap (Å)
3:M:747:LEU:C	3:M:749:GLY:N	2.71	0.43
3:M:476:GLU:H	3:M:476:GLU:CD	2.21	0.43
1:B:105:ASP:O	1:B:107:ASP:N	2.51	0.43
3:M:139:VAL:HG12	3:M:143:TYR:HD2	1.81	0.43
3:M:246:PHE:HB3	3:M:270:LEU:HD12	2.01	0.43
3:M:295:LYS:CE	3:M:332:MET:CE	2.97	0.43
3:M:485:GLU:HA	3:M:584:TYR:HE2	1.83	0.43
3:M:747:LEU:C	3:M:749:GLY:N	2.71	0.43
1:B:79:VAL:O	1:B:83:MET:HG2	2.18	0.43
1:B:105:ASP:O	1:B:107:ASP:N	2.51	0.43
3:M:91:MET:CE	3:M:119:SER:HB2	2.47	0.43
3:M:295:LYS:CG	3:M:332:MET:HE1	2.48	0.43
3:M:519:LEU:HD12	3:M:519:LEU:H	1.83	0.43
3:M:730:SER:HB3	3:M:790:THR:HG22	1.93	0.43
2:C:126:LEU:HD21	3:M:798:LEU:HD13	2.01	0.43
3:M:91:MET:CE	3:M:119:SER:HB2	2.47	0.43
3:M:295:LYS:CG	3:M:332:MET:HE1	2.48	0.43
3:M:519:LEU:HD12	3:M:519:LEU:H	1.83	0.43
1:B:87:LYS:HE3	3:M:829:TRP:CZ2	2.39	0.43
1:B:128:PHE:CD1	3:M:817:GLN:CG	2.96	0.43
3:M:787:ILE:HG23	3:M:791:GLN:HG3	2.00	0.43
1:B:105:ASP:O	1:B:107:ASP:N	2.51	0.43
2:C:126:LEU:HD21	3:M:798:LEU:HD13	2.01	0.43
3:M:91:MET:CE	3:M:119:SER:HB2	2.47	0.43
3:M:295:LYS:CG	3:M:332:MET:HE1	2.48	0.43
3:M:519:LEU:HD12	3:M:519:LEU:H	1.83	0.43
1:B:119:GLU:O	1:B:123:THR:HG23	2.19	0.43
3:M:91:MET:CE	3:M:119:SER:HB2	2.47	0.43
3:M:295:LYS:CG	3:M:332:MET:HE1	2.48	0.43
3:M:519:LEU:HD12	3:M:519:LEU:H	1.83	0.43
2:C:126:LEU:HD21	3:M:798:LEU:HD13	2.01	0.43
3:M:91:MET:CE	3:M:119:SER:HB2	2.47	0.43
3:M:295:LYS:CG	3:M:332:MET:HE1	2.48	0.43
3:M:519:LEU:HD12	3:M:519:LEU:H	1.83	0.43
3:M:798:LEU:HD12	3:M:798:LEU:HA	1.36	0.43
1:B:63:GLU:O	1:B:67:MET:HG2	2.18	0.43
3:M:91:MET:CE	3:M:119:SER:HB2	2.47	0.43
3:M:295:LYS:CG	3:M:332:MET:HE1	2.48	0.43
3:M:519:LEU:HD12	3:M:519:LEU:H	1.83	0.43
3:M:91:MET:CE	3:M:119:SER:HB2	2.48	0.43
3:M:106:LEU:HD12	3:M:106:LEU:HA	1.79	0.43

Continued on next page...

Continued from previous page...

Atom-1	Atom-2	Interatomic distance (Å)	Clash overlap (Å)
3:M:246:PHE:HB3	3:M:270:LEU:HD12	2.01	0.43
2:C:30:VAL:HG22	2:C:61:LYS:HE3	2.00	0.43
3:M:787:ILE:HG23	3:M:791:GLN:HG3	2.00	0.43
3:M:747:LEU:C	3:M:749:GLY:N	2.71	0.43
3:M:91:MET:CE	3:M:119:SER:HB2	2.48	0.43
3:M:106:LEU:HD12	3:M:106:LEU:HA	1.79	0.43
3:M:246:PHE:HB3	3:M:270:LEU:HD12	2.01	0.43
1:B:84:PHE:HD2	3:M:829:TRP:HH2	1.53	0.43
3:M:91:MET:CE	3:M:119:SER:HB2	2.48	0.43
3:M:106:LEU:HD12	3:M:106:LEU:HA	1.79	0.43
3:M:246:PHE:HB3	3:M:270:LEU:HD12	2.01	0.43
3:M:775:LEU:HD12	3:M:775:LEU:HA	1.71	0.43
2:C:25:ILE:HG21	2:C:33:ILE:HD12	2.01	0.43
3:M:747:LEU:C	3:M:749:GLY:N	2.71	0.43
3:M:787:ILE:HG23	3:M:791:GLN:HG3	2.00	0.43
2:C:93:VAL:HA	3:M:720:PHE:C	2.37	0.43
3:M:91:MET:CE	3:M:119:SER:HB2	2.48	0.43
3:M:106:LEU:HD12	3:M:106:LEU:HA	1.79	0.43
3:M:246:PHE:HB3	3:M:270:LEU:HD12	2.01	0.43
1:B:119:GLU:O	1:B:123:THR:HG23	2.19	0.43
2:C:25:ILE:HG21	2:C:33:ILE:HD12	2.01	0.43
3:M:91:MET:CE	3:M:119:SER:HB2	2.48	0.43
3:M:106:LEU:HD12	3:M:106:LEU:HA	1.79	0.43
3:M:246:PHE:HB3	3:M:270:LEU:HD12	2.01	0.43
3:M:506:GLU:C	3:M:764:LYS:HZ3	2.20	0.43
1:B:119:GLU:O	1:B:123:THR:HG23	2.19	0.43
2:C:25:ILE:HG21	2:C:33:ILE:HD12	2.01	0.43
2:C:126:LEU:HD21	3:M:798:LEU:HD13	2.01	0.43
3:M:246:PHE:HB3	3:M:270:LEU:HD12	2.01	0.43
1:B:56:ARG:NH2	3:M:837:LYS:HZ1	2.17	0.43
1:B:63:GLU:O	1:B:67:MET:HG2	2.18	0.43
3:M:246:PHE:HB3	3:M:270:LEU:HD12	2.01	0.43
1:B:119:GLU:O	1:B:123:THR:HG23	2.19	0.43
1:B:127:ARG:HD3	1:B:129:THR:HG22	2.00	0.43
2:C:102:VAL:HB	2:C:137:ILE:CG1	2.44	0.43
3:M:400:ALA:CB	3:M:606:THR:HG22	2.49	0.43
3:M:689:GLU:HA	3:M:692:LEU:HB2	1.99	0.43
3:M:246:PHE:HB3	3:M:270:LEU:HD12	2.01	0.43
3:M:84:LYS:HB3	3:M:777:GLU:HB3	1.14	0.43
3:M:246:PHE:HB3	3:M:270:LEU:HD12	2.01	0.43
3:M:747:LEU:C	3:M:749:GLY:N	2.71	0.43

Continued on next page...

Continued from previous page...

Atom-1	Atom-2	Interatomic distance (Å)	Clash overlap (Å)
3:M:246:PHE:HB3	3:M:270:LEU:HD12	2.01	0.43
3:M:246:PHE:HB3	3:M:270:LEU:HD12	2.01	0.43
3:M:144:ARG:HA	3:M:144:ARG:HD2	1.79	0.43
3:M:175:ILE:C	3:M:176:LEU:HD12	2.39	0.43
1:B:161:GLU:OE1	3:M:827:LYS:HD2	2.18	0.43
3:M:144:ARG:HA	3:M:144:ARG:HD2	1.79	0.43
3:M:175:ILE:C	3:M:176:LEU:HD12	2.39	0.43
1:B:161:GLU:OE1	3:M:827:LYS:HD2	2.18	0.43
2:C:30:VAL:HG22	2:C:61:LYS:HE3	2.00	0.43
3:M:500:GLN:HB2	3:M:512:PHE:CZ	2.54	0.43
3:M:725:ARG:HH22	3:M:736:GLN:HE21	1.26	0.43
1:B:133:ILE:O	1:B:136:MET:HB2	2.19	0.43
3:M:144:ARG:HA	3:M:144:ARG:HD2	1.79	0.43
3:M:175:ILE:C	3:M:176:LEU:HD12	2.39	0.43
1:B:87:LYS:HE3	3:M:829:TRP:CZ2	2.39	0.43
3:M:93:MET:HG2	3:M:715:VAL:HG22	2.01	0.43
3:M:144:ARG:HA	3:M:144:ARG:HD2	1.79	0.43
3:M:175:ILE:C	3:M:176:LEU:HD12	2.39	0.43
1:B:119:GLU:O	1:B:123:THR:HG23	2.18	0.43
3:M:500:GLN:HB2	3:M:512:PHE:CZ	2.54	0.43
2:C:24:LYS:HA	2:C:63:ILE:O	2.18	0.43
2:C:25:ILE:HG21	2:C:33:ILE:HD12	2.01	0.43
3:M:34:ALA:CA	3:M:778:MET:CG	2.93	0.43
3:M:96:HIS:HA	3:M:771:LEU:N	2.34	0.43
3:M:144:ARG:HA	3:M:144:ARG:HD2	1.79	0.43
3:M:175:ILE:C	3:M:176:LEU:HD12	2.39	0.43
1:B:119:GLU:O	1:B:123:THR:HG23	2.19	0.43
3:M:500:GLN:HB2	3:M:512:PHE:CZ	2.54	0.43
3:M:787:ILE:HG23	3:M:791:GLN:HG3	2.00	0.43
3:M:144:ARG:HA	3:M:144:ARG:HD2	1.79	0.43
3:M:175:ILE:C	3:M:176:LEU:HD12	2.39	0.43
3:M:144:ARG:HA	3:M:144:ARG:HD2	1.79	0.43
3:M:175:ILE:C	3:M:176:LEU:HD12	2.39	0.43
1:B:63:GLU:O	1:B:67:MET:HG2	2.18	0.43
1:B:133:ILE:O	1:B:136:MET:HB2	2.19	0.43
3:M:500:GLN:HB2	3:M:512:PHE:CZ	2.54	0.43
3:M:775:LEU:HA	3:M:775:LEU:HD12	1.71	0.43
2:C:126:LEU:HD21	3:M:798:LEU:HD13	2.01	0.43
3:M:500:GLN:HB2	3:M:512:PHE:CZ	2.54	0.43
2:C:93:VAL:CB	3:M:726:VAL:H	2.29	0.43
2:C:126:LEU:HD21	3:M:798:LEU:HD13	2.01	0.43

Continued on next page...

Continued from previous page...

Atom-1	Atom-2	Interatomic distance (Å)	Clash overlap (Å)
2:C:131:GLU:HB3	2:C:137:ILE:CG2	2.45	0.43
3:M:144:ARG:HA	3:M:144:ARG:HD2	1.79	0.43
3:M:175:ILE:C	3:M:176:LEU:HD12	2.39	0.43
1:B:144:VAL:HG22	1:B:148:VAL:HG13	2.01	0.43
2:C:88:VAL:CA	3:M:746:LYS:O	2.63	0.43
3:M:289:TYR:OH	3:M:315:VAL:O	2.27	0.43
3:M:295:LYS:CE	3:M:332:MET:CE	2.97	0.43
3:M:322:VAL:CG1	3:M:325:ILE:HG13	2.49	0.43
3:M:400:ALA:CB	3:M:606:THR:HG22	2.49	0.43
3:M:496:PHE:HB2	3:M:515:PHE:CD2	2.53	0.43
3:M:689:GLU:HA	3:M:692:LEU:HB2	1.99	0.43
2:C:94:PHE:CZ	3:M:726:VAL:CG2	3.01	0.43
3:M:289:TYR:OH	3:M:315:VAL:O	2.27	0.43
3:M:295:LYS:CE	3:M:332:MET:CE	2.97	0.43
3:M:322:VAL:CG1	3:M:325:ILE:HG13	2.49	0.43
3:M:400:ALA:CB	3:M:606:THR:HG22	2.49	0.43
3:M:496:PHE:HB2	3:M:515:PHE:CD2	2.53	0.43
3:M:689:GLU:HA	3:M:692:LEU:HB2	1.99	0.43
3:M:246:PHE:HB3	3:M:270:LEU:HD12	2.01	0.43
3:M:398:LEU:HA	3:M:398:LEU:HD12	1.83	0.43
2:C:96:LYS:CD	3:M:721:LYS:HB3	2.48	0.43
3:M:289:TYR:OH	3:M:315:VAL:O	2.27	0.43
3:M:295:LYS:CE	3:M:332:MET:CE	2.97	0.43
3:M:322:VAL:CG1	3:M:325:ILE:HG13	2.49	0.43
3:M:400:ALA:CB	3:M:606:THR:HG22	2.49	0.43
3:M:496:PHE:HB2	3:M:515:PHE:CD2	2.53	0.43
3:M:689:GLU:HA	3:M:692:LEU:HB2	1.99	0.43
3:M:839:LYS:N	3:M:840:PRO:HD2	2.34	0.43
3:M:151:ALA:N	3:M:722:GLN:HE21	2.17	0.43
3:M:289:TYR:OH	3:M:315:VAL:O	2.27	0.43
3:M:295:LYS:CE	3:M:332:MET:CE	2.97	0.43
3:M:322:VAL:CG1	3:M:325:ILE:HG13	2.49	0.43
3:M:400:ALA:CB	3:M:606:THR:HG22	2.49	0.43
3:M:496:PHE:HB2	3:M:515:PHE:CD2	2.53	0.43
3:M:689:GLU:HA	3:M:692:LEU:HB2	1.99	0.43
3:M:289:TYR:OH	3:M:315:VAL:O	2.27	0.43
3:M:295:LYS:CE	3:M:332:MET:CE	2.97	0.43
3:M:322:VAL:CG1	3:M:325:ILE:HG13	2.49	0.43
3:M:400:ALA:CB	3:M:606:THR:HG22	2.49	0.43
3:M:496:PHE:HB2	3:M:515:PHE:CD2	2.53	0.43
3:M:689:GLU:HA	3:M:692:LEU:HB2	1.99	0.43

Continued on next page...

Continued from previous page...

Atom-1	Atom-2	Interatomic distance (Å)	Clash overlap (Å)
1:B:144:VAL:HG22	1:B:148:VAL:HG13	2.01	0.43
3:M:289:TYR:OH	3:M:315:VAL:O	2.27	0.43
3:M:295:LYS:CE	3:M:332:MET:CE	2.97	0.43
3:M:322:VAL:CG1	3:M:325:ILE:HG13	2.49	0.43
3:M:400:ALA:CB	3:M:606:THR:HG22	2.49	0.43
3:M:496:PHE:HB2	3:M:515:PHE:CD2	2.53	0.43
3:M:689:GLU:HA	3:M:692:LEU:HB2	1.99	0.43
3:M:829:TRP:O	3:M:832:MET:N	2.50	0.43
2:C:126:LEU:HD21	3:M:798:LEU:HD13	2.01	0.43
3:M:173:GLN:HG3	3:M:670:HIS:CD2	2.54	0.43
3:M:174:SER:HA	3:M:460:GLY:O	2.19	0.43
3:M:295:LYS:HG2	3:M:332:MET:HE2	2.01	0.43
3:M:320:ILE:O	3:M:320:ILE:HG22	2.18	0.43
3:M:747:LEU:O	3:M:749:GLY:N	2.52	0.43
1:B:87:LYS:HE3	3:M:829:TRP:CZ2	2.39	0.43
3:M:173:GLN:HG3	3:M:670:HIS:CD2	2.54	0.43
3:M:174:SER:HA	3:M:460:GLY:O	2.19	0.43
3:M:295:LYS:HG2	3:M:332:MET:HE2	2.01	0.43
3:M:320:ILE:O	3:M:320:ILE:HG22	2.18	0.43
1:B:133:ILE:O	1:B:136:MET:HB2	2.19	0.43
3:M:136:ASN:HA	3:M:137:PRO:HD3	1.49	0.43
3:M:155:ILE:HG22	3:M:156:PHE:N	2.33	0.43
3:M:175:ILE:C	3:M:176:LEU:HD12	2.39	0.43
3:M:224:SER:O	3:M:227:PRO:HD2	2.18	0.43
3:M:272:LYS:HB2	3:M:649:VAL:HG11	1.94	0.43
2:C:94:PHE:HB2	3:M:722:GLN:CD	2.31	0.43
3:M:173:GLN:HG3	3:M:670:HIS:CD2	2.54	0.43
3:M:174:SER:HA	3:M:460:GLY:O	2.19	0.43
3:M:295:LYS:HG2	3:M:332:MET:HE2	2.01	0.43
3:M:320:ILE:O	3:M:320:ILE:HG22	2.18	0.43
3:M:747:LEU:O	3:M:749:GLY:N	2.52	0.43
1:B:133:ILE:O	1:B:136:MET:HB2	2.19	0.43
3:M:7:MET:HE1	3:M:18:ARG:CB	2.48	0.43
3:M:85:TYR:CE1	3:M:776:GLU:HG2	2.47	0.43
3:M:173:GLN:HG3	3:M:670:HIS:CD2	2.54	0.43
3:M:174:SER:HA	3:M:460:GLY:O	2.19	0.43
3:M:295:LYS:HG2	3:M:332:MET:HE2	2.01	0.43
3:M:320:ILE:O	3:M:320:ILE:HG22	2.18	0.43
2:C:30:VAL:HG22	2:C:61:LYS:HE3	2.00	0.43
3:M:136:ASN:HA	3:M:137:PRO:HD3	1.49	0.43
3:M:155:ILE:HG22	3:M:156:PHE:N	2.33	0.43

Continued on next page...

Continued from previous page...

Atom-1	Atom-2	Interatomic distance (Å)	Clash overlap (Å)
3:M:175:ILE:C	3:M:176:LEU:HD12	2.39	0.43
3:M:224:SER:O	3:M:227:PRO:HD2	2.18	0.43
3:M:272:LYS:HB2	3:M:649:VAL:HG11	1.94	0.43
3:M:173:GLN:HG3	3:M:670:HIS:CD2	2.54	0.43
3:M:174:SER:HA	3:M:460:GLY:O	2.19	0.43
3:M:295:LYS:HG2	3:M:332:MET:HE2	2.01	0.43
3:M:320:ILE:O	3:M:320:ILE:HG22	2.18	0.43
3:M:724:TYR:HD1	3:M:727:LEU:CD1	2.29	0.43
1:B:128:PHE:CD1	3:M:817:GLN:CG	2.96	0.43
3:M:136:ASN:HA	3:M:137:PRO:HD3	1.49	0.43
3:M:155:ILE:HG22	3:M:156:PHE:N	2.33	0.43
3:M:175:ILE:C	3:M:176:LEU:HD12	2.39	0.43
3:M:224:SER:O	3:M:227:PRO:HD2	2.18	0.43
3:M:272:LYS:HB2	3:M:649:VAL:HG11	1.94	0.43
3:M:724:TYR:O	3:M:727:LEU:HD12	2.17	0.43
2:C:116:GLU:HB3	3:M:795:ARG:HH22	1.83	0.43
3:M:173:GLN:HG3	3:M:670:HIS:CD2	2.54	0.43
3:M:174:SER:HA	3:M:460:GLY:O	2.19	0.43
3:M:295:LYS:HG2	3:M:332:MET:HE2	2.01	0.43
3:M:320:ILE:O	3:M:320:ILE:HG22	2.18	0.43
3:M:173:GLN:HG3	3:M:670:HIS:CD2	2.54	0.43
3:M:174:SER:HA	3:M:460:GLY:O	2.19	0.43
3:M:295:LYS:HG2	3:M:332:MET:HE2	2.01	0.43
3:M:320:ILE:O	3:M:320:ILE:HG22	2.18	0.43
3:M:747:LEU:O	3:M:749:GLY:N	2.52	0.43
3:M:136:ASN:HA	3:M:137:PRO:HD3	1.49	0.43
3:M:155:ILE:HG22	3:M:156:PHE:N	2.33	0.43
3:M:175:ILE:C	3:M:176:LEU:HD12	2.39	0.43
3:M:224:SER:O	3:M:227:PRO:HD2	2.18	0.43
3:M:272:LYS:HB2	3:M:649:VAL:HG11	1.94	0.43
3:M:787:ILE:HD13	3:M:787:ILE:HG21	1.67	0.43
1:B:79:VAL:O	1:B:83:MET:HG2	2.18	0.43
3:M:136:ASN:HA	3:M:137:PRO:HD3	1.49	0.43
3:M:155:ILE:HG22	3:M:156:PHE:N	2.33	0.43
3:M:175:ILE:C	3:M:176:LEU:HD12	2.39	0.43
3:M:224:SER:O	3:M:227:PRO:HD2	2.18	0.43
3:M:272:LYS:HB2	3:M:649:VAL:HG11	1.94	0.43
2:C:25:ILE:HG21	2:C:33:ILE:HD12	2.01	0.43
3:M:173:GLN:HG3	3:M:670:HIS:CD2	2.54	0.43
3:M:174:SER:HA	3:M:460:GLY:O	2.19	0.43
3:M:295:LYS:HG2	3:M:332:MET:HE2	2.01	0.43

Continued on next page...

Continued from previous page...

Atom-1	Atom-2	Interatomic distance (Å)	Clash overlap (Å)
3:M:320:ILE:O	3:M:320:ILE:HG22	2.18	0.43
3:M:747:LEU:O	3:M:749:GLY:N	2.52	0.43
2:C:94:PHE:CE1	3:M:724:TYR:O	2.72	0.42
2:C:140:GLU:OE1	3:M:742:LYS:CB	2.65	0.42
3:M:292:MET:CE	3:M:309:PRO:CA	2.97	0.42
3:M:294:ASN:OD1	3:M:307:THR:HG21	2.19	0.42
3:M:398:LEU:HA	3:M:398:LEU:HD12	1.84	0.42
3:M:442:VAL:O	3:M:445:ILE:HB	2.19	0.42
3:M:723:ARG:CG	3:M:723:ARG:NH1	2.79	0.42
1:B:127:ARG:HD3	1:B:129:THR:HG22	2.00	0.42
3:M:292:MET:CE	3:M:309:PRO:CA	2.97	0.42
3:M:294:ASN:OD1	3:M:307:THR:HG21	2.19	0.42
3:M:398:LEU:HA	3:M:398:LEU:HD12	1.84	0.42
3:M:442:VAL:O	3:M:445:ILE:HB	2.19	0.42
1:B:133:ILE:O	1:B:136:MET:HB2	2.19	0.42
3:M:62:VAL:HG12	3:M:63:LYS:N	2.34	0.42
3:M:109:ARG:CD	3:M:117:THR:HB	2.49	0.42
3:M:169:ASP:O	3:M:170:ARG:HB2	2.19	0.42
3:M:194:GLN:HE21	3:M:194:GLN:HB3	1.43	0.42
3:M:829:TRP:HA	3:M:830:PRO:HD2	1.86	0.42
1:B:133:ILE:O	1:B:136:MET:HB2	2.19	0.42
2:C:16:LEU:O	3:M:806:MET:CE	2.67	0.42
2:C:93:VAL:HG21	3:M:726:VAL:HG22	1.97	0.42
3:M:292:MET:CE	3:M:309:PRO:CA	2.97	0.42
3:M:294:ASN:OD1	3:M:307:THR:HG21	2.19	0.42
3:M:398:LEU:HA	3:M:398:LEU:HD12	1.84	0.42
3:M:442:VAL:O	3:M:445:ILE:HB	2.19	0.42
3:M:747:LEU:O	3:M:749:GLY:N	2.52	0.42
3:M:84:LYS:CG	3:M:778:MET:N	2.70	0.42
3:M:292:MET:CE	3:M:309:PRO:CA	2.97	0.42
3:M:294:ASN:OD1	3:M:307:THR:HG21	2.19	0.42
3:M:398:LEU:HA	3:M:398:LEU:HD12	1.84	0.42
3:M:442:VAL:O	3:M:445:ILE:HB	2.19	0.42
3:M:292:MET:CE	3:M:309:PRO:CA	2.97	0.42
3:M:294:ASN:OD1	3:M:307:THR:HG21	2.19	0.42
3:M:398:LEU:HA	3:M:398:LEU:HD12	1.84	0.42
3:M:442:VAL:O	3:M:445:ILE:HB	2.19	0.42
2:C:30:VAL:HG22	2:C:61:LYS:HE3	2.01	0.42
3:M:292:MET:CE	3:M:309:PRO:CA	2.97	0.42
3:M:294:ASN:OD1	3:M:307:THR:HG21	2.19	0.42
3:M:398:LEU:HA	3:M:398:LEU:HD12	1.84	0.42

Continued on next page...

Continued from previous page...

Atom-1	Atom-2	Interatomic distance (Å)	Clash overlap (Å)
3:M:442:VAL:O	3:M:445:ILE:HB	2.19	0.42
3:M:400:ALA:CB	3:M:606:THR:HG22	2.49	0.42
3:M:442:VAL:O	3:M:445:ILE:HB	2.19	0.42
1:B:119:GLU:O	1:B:123:THR:HG23	2.19	0.42
3:M:400:ALA:CB	3:M:606:THR:HG22	2.49	0.42
3:M:442:VAL:O	3:M:445:ILE:HB	2.19	0.42
3:M:62:VAL:HG12	3:M:63:LYS:N	2.34	0.42
3:M:292:MET:CE	3:M:309:PRO:CA	2.97	0.42
3:M:295:LYS:CE	3:M:332:MET:CE	2.97	0.42
2:C:97:GLU:HG3	3:M:719:ASP:OD1	0.61	0.42
3:M:400:ALA:CB	3:M:606:THR:HG22	2.49	0.42
3:M:442:VAL:O	3:M:445:ILE:HB	2.19	0.42
1:B:79:VAL:O	1:B:83:MET:HG2	2.18	0.42
1:B:137:TRP:HE3	1:B:144:VAL:HG11	1.83	0.42
2:C:126:LEU:HD21	3:M:798:LEU:HD13	2.01	0.42
2:C:136:CYS:N	3:M:8:ALA:HA	2.34	0.42
2:C:139:TYR:CZ	3:M:4:ASP:HB2	2.54	0.42
3:M:400:ALA:CB	3:M:606:THR:HG22	2.49	0.42
3:M:442:VAL:O	3:M:445:ILE:HB	2.19	0.42
3:M:747:LEU:O	3:M:749:GLY:N	2.52	0.42
3:M:839:LYS:N	3:M:840:PRO:HD2	2.34	0.42
3:M:62:VAL:HG12	3:M:63:LYS:N	2.34	0.42
3:M:292:MET:CE	3:M:309:PRO:CA	2.97	0.42
3:M:295:LYS:CE	3:M:332:MET:CE	2.97	0.42
3:M:508:ILE:CG2	3:M:766:PHE:CD1	3.00	0.42
1:B:42:ILE:HB	1:B:80:PHE:CZ	2.54	0.42
2:C:92:ARG:CD	3:M:22:LYS:HB3	2.48	0.42
3:M:400:ALA:CB	3:M:606:THR:HG22	2.49	0.42
3:M:442:VAL:O	3:M:445:ILE:HB	2.19	0.42
3:M:839:LYS:N	3:M:840:PRO:HD2	2.34	0.42
3:M:842:LEU:N	3:M:842:LEU:CD1	2.82	0.42
2:C:30:VAL:HG22	2:C:61:LYS:HE3	2.01	0.42
3:M:62:VAL:HG12	3:M:63:LYS:N	2.34	0.42
3:M:292:MET:CE	3:M:309:PRO:CA	2.97	0.42
3:M:295:LYS:CE	3:M:332:MET:CE	2.97	0.42
3:M:400:ALA:CB	3:M:606:THR:HG22	2.49	0.42
3:M:442:VAL:O	3:M:445:ILE:HB	2.19	0.42
3:M:508:ILE:CD1	3:M:714:ARG:NE	2.81	0.42
3:M:723:ARG:CG	3:M:723:ARG:NH1	2.80	0.42
3:M:747:LEU:O	3:M:749:GLY:N	2.52	0.42
3:M:839:LYS:N	3:M:840:PRO:HD2	2.34	0.42

Continued on next page...

Continued from previous page...

Atom-1	Atom-2	Interatomic distance (Å)	Clash overlap (Å)
2:C:30:VAL:HG22	2:C:61:LYS:HE3	2.00	0.42
3:M:400:ALA:CB	3:M:606:THR:HG22	2.49	0.42
3:M:442:VAL:O	3:M:445:ILE:HB	2.19	0.42
2:C:24:LYS:HA	2:C:63:ILE:O	2.18	0.42
2:C:96:LYS:HD3	3:M:717:TYR:C	2.39	0.42
2:C:126:LEU:HD21	3:M:798:LEU:HD13	2.01	0.42
3:M:62:VAL:HG12	3:M:63:LYS:N	2.34	0.42
3:M:292:MET:CE	3:M:309:PRO:CA	2.97	0.42
3:M:295:LYS:CE	3:M:332:MET:CE	2.97	0.42
3:M:842:LEU:N	3:M:842:LEU:CD1	2.83	0.42
3:M:62:VAL:HG12	3:M:63:LYS:N	2.34	0.42
3:M:292:MET:CE	3:M:309:PRO:CA	2.97	0.42
3:M:295:LYS:CE	3:M:332:MET:CE	2.97	0.42
3:M:726:VAL:HG11	3:M:783:LEU:HG	2.00	0.42
3:M:829:TRP:HA	3:M:830:PRO:HD2	1.86	0.42
3:M:400:ALA:CB	3:M:606:THR:HG22	2.49	0.42
3:M:442:VAL:O	3:M:445:ILE:HB	2.19	0.42
3:M:173:GLN:HG3	3:M:670:HIS:CD2	2.54	0.42
3:M:747:LEU:O	3:M:749:GLY:N	2.52	0.42
1:B:105:ASP:O	1:B:107:ASP:N	2.51	0.42
3:M:173:GLN:HG3	3:M:670:HIS:CD2	2.54	0.42
3:M:726:VAL:HG11	3:M:783:LEU:HA	1.99	0.42
3:M:747:LEU:O	3:M:749:GLY:N	2.52	0.42
3:M:40:VAL:HG23	3:M:76:GLN:O	2.19	0.42
3:M:496:PHE:HB2	3:M:515:PHE:CD2	2.54	0.42
1:B:119:GLU:O	1:B:123:THR:HG23	2.19	0.42
3:M:173:GLN:HG3	3:M:670:HIS:CD2	2.54	0.42
1:B:133:ILE:O	1:B:136:MET:HB2	2.19	0.42
2:C:19:ARG:HH21	3:M:806:MET:HE3	1.84	0.42
2:C:110:VAL:HG12	3:M:787:ILE:HD11	1.95	0.42
2:C:137:ILE:CA	3:M:11:GLY:CA	2.68	0.42
3:M:82:PRO:HG3	3:M:774:LEU:CD1	2.40	0.42
3:M:173:GLN:HG3	3:M:670:HIS:CD2	2.54	0.42
1:B:42:ILE:HB	1:B:80:PHE:CZ	2.55	0.42
3:M:173:GLN:HG3	3:M:670:HIS:CD2	2.54	0.42
3:M:787:ILE:HG23	3:M:791:GLN:HG3	2.00	0.42
2:C:110:VAL:HG12	3:M:787:ILE:HD11	1.95	0.42
3:M:173:GLN:HG3	3:M:670:HIS:CD2	2.54	0.42
3:M:747:LEU:O	3:M:749:GLY:N	2.52	0.42
3:M:842:LEU:N	3:M:842:LEU:CD1	2.82	0.42
3:M:14:ALA:N	3:M:15:PRO:CD	2.81	0.42

Continued on next page...

Continued from previous page...

Atom-1	Atom-2	Interatomic distance (Å)	Clash overlap (Å)
3:M:62:VAL:O	3:M:69:THR:HA	2.19	0.42
3:M:14:ALA:N	3:M:15:PRO:CD	2.81	0.42
3:M:62:VAL:O	3:M:69:THR:HA	2.19	0.42
3:M:747:LEU:O	3:M:749:GLY:N	2.52	0.42
3:M:218:LEU:HD23	3:M:222:ILE:HG12	2.01	0.42
3:M:14:ALA:N	3:M:15:PRO:CD	2.81	0.42
3:M:62:VAL:O	3:M:69:THR:HA	2.19	0.42
3:M:14:ALA:N	3:M:15:PRO:CD	2.81	0.42
3:M:62:VAL:O	3:M:69:THR:HA	2.19	0.42
2:C:140:GLU:CB	3:M:738:MET:HB2	2.49	0.42
3:M:218:LEU:HD23	3:M:222:ILE:HG12	2.01	0.42
3:M:510:TRP:CE3	3:M:711:PHE:CD2	2.97	0.42
3:M:14:ALA:N	3:M:15:PRO:CD	2.81	0.42
3:M:62:VAL:O	3:M:69:THR:HA	2.19	0.42
3:M:218:LEU:HD23	3:M:222:ILE:HG12	2.01	0.42
2:C:30:VAL:HG22	2:C:61:LYS:HE3	2.01	0.42
3:M:14:ALA:N	3:M:15:PRO:CD	2.81	0.42
3:M:62:VAL:O	3:M:69:THR:HA	2.19	0.42
3:M:787:ILE:HG23	3:M:791:GLN:HG3	2.00	0.42
3:M:14:ALA:N	3:M:15:PRO:CD	2.81	0.42
3:M:62:VAL:O	3:M:69:THR:HA	2.19	0.42
3:M:810:ARG:NH1	3:M:810:ARG:HG2	2.29	0.42
2:C:88:VAL:HG13	3:M:736:GLN:HA	1.65	0.42
3:M:218:LEU:HD23	3:M:222:ILE:HG12	2.01	0.42
3:M:839:LYS:N	3:M:840:PRO:HD2	2.34	0.42
1:B:42:ILE:HB	1:B:80:PHE:CZ	2.54	0.42
1:B:101:PHE:CD2	3:M:816:ILE:HD12	2.47	0.42
3:M:218:LEU:HD23	3:M:222:ILE:HG12	2.01	0.42
3:M:787:ILE:HG23	3:M:791:GLN:HG3	2.00	0.42
3:M:14:ALA:N	3:M:15:PRO:CD	2.81	0.42
3:M:62:VAL:O	3:M:69:THR:HA	2.19	0.42
1:B:133:ILE:O	1:B:136:MET:HB2	2.19	0.42
2:C:93:VAL:CA	3:M:724:TYR:CB	1.93	0.42
3:M:727:LEU:HD21	3:M:782:LYS:O	2.14	0.42
3:M:829:TRP:O	3:M:832:MET:N	2.50	0.42
1:B:144:VAL:HG22	1:B:148:VAL:HG13	2.01	0.42
3:M:443:ILE:HG22	3:M:444:ARG:N	2.29	0.42
3:M:462:LEU:HD11	3:M:464:ILE:CD1	2.50	0.42
3:M:500:GLN:HB2	3:M:512:PHE:CZ	2.54	0.42
1:B:101:PHE:HE2	3:M:816:ILE:CD1	2.17	0.42
2:C:93:VAL:O	3:M:723:ARG:HA	2.19	0.42

Continued on next page...

Continued from previous page...

Atom-1	Atom-2	Interatomic distance (Å)	Clash overlap (Å)
1:B:161:GLU:OE1	3:M:827:LYS:HD2	2.18	0.42
2:C:110:VAL:CG2	3:M:19:LYS:HA	2.30	0.42
2:C:135:GLY:HA2	3:M:12:GLU:HB3	1.39	0.42
1:B:119:GLU:O	1:B:123:THR:HG23	2.19	0.42
3:M:747:LEU:O	3:M:749:GLY:N	2.52	0.42
2:C:126:LEU:HD21	3:M:798:LEU:HD13	2.01	0.42
3:M:826:VAL:O	3:M:828:HIS:N	2.53	0.42
1:B:127:ARG:HD3	1:B:129:THR:HG22	2.00	0.42
3:M:123:CYS:HB2	3:M:158:ILE:HD13	2.00	0.42
3:M:271:GLU:HG2	3:M:476:GLU:HG2	1.89	0.42
3:M:309:PRO:C	3:M:311:ASP:H	2.22	0.42
3:M:346:ASP:O	3:M:350:ALA:N	2.45	0.42
3:M:787:ILE:HD13	3:M:787:ILE:HG21	1.67	0.42
3:M:123:CYS:HB2	3:M:158:ILE:HD13	2.00	0.42
3:M:271:GLU:HG2	3:M:476:GLU:HG2	1.89	0.42
3:M:309:PRO:C	3:M:311:ASP:H	2.22	0.42
3:M:346:ASP:O	3:M:350:ALA:N	2.45	0.42
3:M:826:VAL:O	3:M:828:HIS:N	2.53	0.42
3:M:123:CYS:HB2	3:M:158:ILE:HD13	2.00	0.42
3:M:439:LEU:N	3:M:439:LEU:CD1	2.81	0.42
1:B:137:TRP:HE3	1:B:144:VAL:HG11	1.83	0.42
3:M:123:CYS:HB2	3:M:158:ILE:HD13	2.00	0.42
3:M:271:GLU:HG2	3:M:476:GLU:HG2	1.89	0.42
3:M:309:PRO:C	3:M:311:ASP:H	2.22	0.42
3:M:346:ASP:O	3:M:350:ALA:N	2.45	0.42
1:B:127:ARG:HD3	1:B:129:THR:HG22	2.00	0.42
3:M:82:PRO:HG2	3:M:774:LEU:C	2.39	0.42
3:M:123:CYS:HB2	3:M:158:ILE:HD13	2.00	0.42
3:M:271:GLU:HG2	3:M:476:GLU:HG2	1.89	0.42
3:M:309:PRO:C	3:M:311:ASP:H	2.22	0.42
3:M:346:ASP:O	3:M:350:ALA:N	2.45	0.42
3:M:123:CYS:HB2	3:M:158:ILE:HD13	2.00	0.42
3:M:439:LEU:N	3:M:439:LEU:CD1	2.81	0.42
1:B:63:GLU:O	1:B:67:MET:HG2	2.18	0.42
1:B:119:GLU:O	1:B:123:THR:HG23	2.19	0.42
3:M:123:CYS:HB2	3:M:158:ILE:HD13	2.00	0.42
3:M:271:GLU:HG2	3:M:476:GLU:HG2	1.89	0.42
3:M:309:PRO:C	3:M:311:ASP:H	2.22	0.42
3:M:346:ASP:O	3:M:350:ALA:N	2.45	0.42
3:M:123:CYS:HB2	3:M:158:ILE:HD13	2.00	0.42
3:M:439:LEU:N	3:M:439:LEU:CD1	2.81	0.42

Continued on next page...

Continued from previous page...

Atom-1	Atom-2	Interatomic distance (Å)	Clash overlap (Å)
3:M:805:ARG:CA	3:M:806:MET:N	2.78	0.42
1:B:119:GLU:O	1:B:123:THR:HG23	2.19	0.42
1:B:144:VAL:HG22	1:B:148:VAL:HG13	2.01	0.42
3:M:123:CYS:HB2	3:M:158:ILE:HD13	2.00	0.42
3:M:271:GLU:HG2	3:M:476:GLU:HG2	1.89	0.42
3:M:309:PRO:C	3:M:311:ASP:H	2.22	0.42
3:M:346:ASP:O	3:M:350:ALA:N	2.45	0.42
3:M:715:VAL:HG12	3:M:720:PHE:HB2	2.00	0.42
2:C:24:LYS:HA	2:C:63:ILE:O	2.18	0.42
2:C:25:ILE:HG21	2:C:33:ILE:HD12	2.01	0.42
2:C:126:LEU:HD21	3:M:798:LEU:HD13	2.01	0.42
2:C:149:VAL:CG2	3:M:797:PHE:HD1	2.09	0.42
3:M:123:CYS:HB2	3:M:158:ILE:HD13	2.00	0.42
3:M:271:GLU:HG2	3:M:476:GLU:HG2	1.89	0.42
3:M:309:PRO:C	3:M:311:ASP:H	2.22	0.42
3:M:346:ASP:O	3:M:350:ALA:N	2.45	0.42
3:M:123:CYS:HB2	3:M:158:ILE:HD13	2.00	0.42
3:M:439:LEU:N	3:M:439:LEU:CD1	2.81	0.42
1:B:105:ASP:O	1:B:107:ASP:N	2.51	0.42
3:M:123:CYS:HB2	3:M:158:ILE:HD13	2.00	0.42
3:M:439:LEU:N	3:M:439:LEU:CD1	2.81	0.42
3:M:123:CYS:HB2	3:M:158:ILE:HD13	2.00	0.42
3:M:271:GLU:HG2	3:M:476:GLU:HG2	1.89	0.42
3:M:309:PRO:C	3:M:311:ASP:H	2.22	0.42
3:M:346:ASP:O	3:M:350:ALA:N	2.45	0.42
3:M:62:VAL:O	3:M:69:THR:HA	2.19	0.42
3:M:443:ILE:HG22	3:M:444:ARG:N	2.29	0.42
3:M:539:GLU:OE2	3:M:553:LYS:HD2	2.20	0.42
3:M:777:GLU:O	3:M:781:ASP:HB2	2.18	0.42
1:B:119:GLU:O	1:B:123:THR:HG23	2.19	0.42
3:M:62:VAL:O	3:M:69:THR:HA	2.19	0.42
3:M:443:ILE:HG22	3:M:444:ARG:N	2.29	0.42
3:M:539:GLU:OE2	3:M:553:LYS:HD2	2.20	0.42
3:M:839:LYS:N	3:M:840:PRO:HD2	2.34	0.42
3:M:64:THR:CG2	3:M:65:GLU:H	2.31	0.42
3:M:135:TYR:HD2	3:M:191:ARG:CG	2.33	0.42
3:M:176:LEU:N	3:M:176:LEU:CD1	2.75	0.42
3:M:406:VAL:O	3:M:412:PHE:HA	2.20	0.42
3:M:62:VAL:O	3:M:69:THR:HA	2.19	0.42
3:M:443:ILE:HG22	3:M:444:ARG:N	2.29	0.42
3:M:539:GLU:OE2	3:M:553:LYS:HD2	2.20	0.42

Continued on next page...

Continued from previous page...

Atom-1	Atom-2	Interatomic distance (Å)	Clash overlap (Å)
1:B:42:ILE:HB	1:B:80:PHE:CZ	2.54	0.42
1:B:124:GLN:HE21	2:C:16:LEU:CB	2.20	0.42
3:M:24:ARG:C	3:M:780:ASP:O	2.53	0.42
3:M:62:VAL:O	3:M:69:THR:HA	2.19	0.42
3:M:86:ASP:CB	3:M:780:ASP:CG	2.73	0.42
3:M:443:ILE:HG22	3:M:444:ARG:N	2.29	0.42
3:M:539:GLU:OE2	3:M:553:LYS:HD2	2.20	0.42
3:M:62:VAL:O	3:M:69:THR:HA	2.19	0.42
3:M:443:ILE:HG22	3:M:444:ARG:N	2.29	0.42
3:M:539:GLU:OE2	3:M:553:LYS:HD2	2.20	0.42
3:M:839:LYS:N	3:M:840:PRO:HD2	2.34	0.42
3:M:62:VAL:O	3:M:69:THR:HA	2.19	0.42
3:M:443:ILE:HG22	3:M:444:ARG:N	2.29	0.42
3:M:539:GLU:OE2	3:M:553:LYS:HD2	2.20	0.42
3:M:839:LYS:N	3:M:840:PRO:HD2	2.34	0.42
2:C:25:ILE:HG21	2:C:33:ILE:HD12	2.01	0.42
2:C:30:VAL:HG22	2:C:61:LYS:HE3	2.01	0.42
3:M:747:LEU:C	3:M:749:GLY:N	2.71	0.42
1:B:144:VAL:HG22	1:B:148:VAL:HG13	2.01	0.42
3:M:40:VAL:HG23	3:M:76:GLN:O	2.19	0.42
3:M:174:SER:HA	3:M:460:GLY:O	2.19	0.42
3:M:294:ASN:OD1	3:M:307:THR:HG21	2.19	0.42
3:M:384:ASP:OD1	3:M:394:SER:OG	2.29	0.42
3:M:406:VAL:O	3:M:412:PHE:HA	2.20	0.42
3:M:418:THR:CG2	3:M:419:VAL:N	2.79	0.42
3:M:787:ILE:HG23	3:M:791:GLN:HG3	2.00	0.42
3:M:826:VAL:O	3:M:828:HIS:N	2.53	0.42
3:M:149:GLN:HB2	3:M:719:ASP:OD1	2.04	0.42
2:C:96:LYS:HE2	3:M:720:PHE:HB3	1.44	0.42
3:M:40:VAL:HG23	3:M:76:GLN:O	2.19	0.42
3:M:174:SER:HA	3:M:460:GLY:O	2.19	0.42
3:M:294:ASN:OD1	3:M:307:THR:HG21	2.19	0.42
3:M:384:ASP:OD1	3:M:394:SER:OG	2.29	0.42
3:M:406:VAL:O	3:M:412:PHE:HA	2.20	0.42
3:M:418:THR:CG2	3:M:419:VAL:N	2.79	0.42
3:M:508:ILE:CG2	3:M:766:PHE:CE2	3.01	0.42
1:B:87:LYS:HD3	3:M:829:TRP:CE3	2.47	0.42
1:B:161:GLU:OE1	3:M:827:LYS:HD2	2.18	0.42
3:M:40:VAL:HG23	3:M:76:GLN:O	2.19	0.42
3:M:174:SER:HA	3:M:460:GLY:O	2.19	0.42
3:M:294:ASN:OD1	3:M:307:THR:HG21	2.19	0.42

Continued on next page...

Continued from previous page...

Atom-1	Atom-2	Interatomic distance (Å)	Clash overlap (Å)
3:M:384:ASP:OD1	3:M:394:SER:OG	2.29	0.42
3:M:406:VAL:O	3:M:412:PHE:HA	2.20	0.42
3:M:418:THR:CG2	3:M:419:VAL:N	2.79	0.42
3:M:747:LEU:O	3:M:749:GLY:N	2.52	0.42
1:B:133:ILE:O	1:B:136:MET:HB2	2.19	0.42
1:B:119:GLU:O	1:B:123:THR:HG23	2.18	0.42
2:C:97:GLU:H	3:M:718:ALA:HB1	1.79	0.42
3:M:40:VAL:HG23	3:M:76:GLN:O	2.19	0.42
3:M:174:SER:HA	3:M:460:GLY:O	2.19	0.42
3:M:294:ASN:OD1	3:M:307:THR:HG21	2.19	0.42
3:M:384:ASP:OD1	3:M:394:SER:OG	2.29	0.42
3:M:406:VAL:O	3:M:412:PHE:HA	2.20	0.42
3:M:418:THR:CG2	3:M:419:VAL:N	2.79	0.42
1:B:127:ARG:HD3	1:B:129:THR:HG22	2.00	0.42
2:C:30:VAL:HG22	2:C:61:LYS:HE3	2.01	0.42
3:M:40:VAL:HG23	3:M:76:GLN:O	2.19	0.42
3:M:174:SER:HA	3:M:460:GLY:O	2.19	0.42
3:M:294:ASN:OD1	3:M:307:THR:HG21	2.19	0.42
3:M:384:ASP:OD1	3:M:394:SER:OG	2.29	0.42
3:M:406:VAL:O	3:M:412:PHE:HA	2.20	0.42
3:M:418:THR:CG2	3:M:419:VAL:N	2.79	0.42
3:M:829:TRP:O	3:M:832:MET:N	2.50	0.42
1:B:42:ILE:HB	1:B:80:PHE:CZ	2.54	0.42
3:M:14:ALA:HB3	3:M:15:PRO:CD	2.46	0.42
3:M:38:VAL:HG13	3:M:39:PHE:N	2.35	0.42
3:M:782:LYS:C	3:M:783:LEU:HD12	2.22	0.42
2:C:30:VAL:HG22	2:C:61:LYS:HE3	2.01	0.42
3:M:14:ALA:HB3	3:M:15:PRO:CD	2.46	0.42
3:M:38:VAL:HG13	3:M:39:PHE:N	2.35	0.42
3:M:724:TYR:HB3	3:M:727:LEU:CD1	2.46	0.42
3:M:787:ILE:HG23	3:M:791:GLN:HG3	2.00	0.42
3:M:174:SER:OG	3:M:669:PRO:HA	2.18	0.42
3:M:309:PRO:C	3:M:311:ASP:H	2.22	0.42
3:M:391:GLY:HA3	3:M:616:VAL:HG23	2.01	0.42
3:M:536:LEU:HD12	3:M:536:LEU:HA	1.69	0.42
3:M:747:LEU:O	3:M:749:GLY:N	2.52	0.42
2:C:116:GLU:HB3	3:M:795:ARG:HH22	1.83	0.42
3:M:14:ALA:HB3	3:M:15:PRO:CD	2.46	0.42
3:M:38:VAL:HG13	3:M:39:PHE:N	2.35	0.42
3:M:38:VAL:HG13	3:M:39:PHE:N	2.35	0.42
3:M:826:VAL:O	3:M:828:HIS:N	2.53	0.42

Continued on next page...

Continued from previous page...

Atom-1	Atom-2	Interatomic distance (Å)	Clash overlap (Å)
1:B:107:ASP:HA	2:C:128:LYS:HG2	2.01	0.42
3:M:14:ALA:HB3	3:M:15:PRO:CD	2.46	0.42
3:M:38:VAL:HG13	3:M:39:PHE:N	2.35	0.42
1:B:133:ILE:O	1:B:136:MET:HB2	2.19	0.42
2:C:25:ILE:HG21	2:C:33:ILE:HD12	2.01	0.42
3:M:14:ALA:HB3	3:M:15:PRO:CD	2.46	0.42
3:M:38:VAL:HG13	3:M:39:PHE:N	2.35	0.42
3:M:724:TYR:HB3	3:M:727:LEU:CD1	2.46	0.42
2:C:30:VAL:HG22	2:C:61:LYS:HE3	2.00	0.42
3:M:38:VAL:HG13	3:M:39:PHE:N	2.34	0.42
3:M:64:THR:CG2	3:M:65:GLU:H	2.31	0.42
3:M:218:LEU:O	3:M:222:ILE:HG12	2.20	0.42
3:M:322:VAL:CG1	3:M:325:ILE:HG13	2.49	0.42
3:M:402:CYS:C	3:M:404:PRO:HD3	2.40	0.42
3:M:38:VAL:HG13	3:M:39:PHE:N	2.34	0.42
3:M:64:THR:CG2	3:M:65:GLU:H	2.31	0.42
3:M:218:LEU:O	3:M:222:ILE:HG12	2.20	0.42
3:M:322:VAL:CG1	3:M:325:ILE:HG13	2.49	0.42
3:M:402:CYS:C	3:M:404:PRO:HD3	2.40	0.42
3:M:402:CYS:C	3:M:404:PRO:HD3	2.40	0.42
3:M:462:LEU:HD11	3:M:464:ILE:CD1	2.50	0.42
3:M:798:LEU:HA	3:M:798:LEU:HD12	1.36	0.42
3:M:826:VAL:O	3:M:828:HIS:N	2.53	0.42
1:B:42:ILE:HB	1:B:80:PHE:CZ	2.55	0.42
2:C:24:LYS:HA	2:C:63:ILE:O	2.18	0.42
3:M:38:VAL:HG13	3:M:39:PHE:N	2.34	0.42
3:M:64:THR:CG2	3:M:65:GLU:H	2.31	0.42
3:M:218:LEU:O	3:M:222:ILE:HG12	2.20	0.42
3:M:322:VAL:CG1	3:M:325:ILE:HG13	2.49	0.42
3:M:402:CYS:C	3:M:404:PRO:HD3	2.40	0.42
1:B:42:ILE:HB	1:B:80:PHE:CZ	2.55	0.42
3:M:38:VAL:HG13	3:M:39:PHE:N	2.34	0.42
3:M:64:THR:CG2	3:M:65:GLU:H	2.31	0.42
3:M:218:LEU:O	3:M:222:ILE:HG12	2.20	0.42
3:M:322:VAL:CG1	3:M:325:ILE:HG13	2.49	0.42
3:M:402:CYS:C	3:M:404:PRO:HD3	2.40	0.42
3:M:826:VAL:O	3:M:828:HIS:N	2.53	0.42
2:C:88:VAL:HG13	3:M:736:GLN:HA	1.65	0.42
3:M:402:CYS:C	3:M:404:PRO:HD3	2.40	0.42
3:M:462:LEU:HD11	3:M:464:ILE:CD1	2.50	0.42
3:M:747:LEU:O	3:M:749:GLY:N	2.52	0.42

Continued on next page...

Continued from previous page...

Atom-1	Atom-2	Interatomic distance (Å)	Clash overlap (Å)
3:M:32:PHE:HA	3:M:781:ASP:CB	2.48	0.42
3:M:38:VAL:HG13	3:M:39:PHE:N	2.34	0.42
3:M:64:THR:CG2	3:M:65:GLU:H	2.31	0.42
3:M:93:MET:CE	3:M:764:LYS:CB	2.98	0.42
3:M:218:LEU:O	3:M:222:ILE:HG12	2.20	0.42
3:M:322:VAL:CG1	3:M:325:ILE:HG13	2.49	0.42
3:M:402:CYS:C	3:M:404:PRO:HD3	2.40	0.42
1:B:133:ILE:O	1:B:136:MET:HB2	2.19	0.42
3:M:402:CYS:C	3:M:404:PRO:HD3	2.40	0.42
3:M:462:LEU:HD11	3:M:464:ILE:CD1	2.50	0.42
3:M:826:VAL:O	3:M:828:HIS:N	2.53	0.42
1:B:42:ILE:HB	1:B:80:PHE:CZ	2.54	0.42
3:M:38:VAL:HG13	3:M:39:PHE:N	2.34	0.42
3:M:64:THR:CG2	3:M:65:GLU:H	2.31	0.42
3:M:218:LEU:O	3:M:222:ILE:HG12	2.20	0.42
3:M:322:VAL:CG1	3:M:325:ILE:HG13	2.49	0.42
3:M:402:CYS:C	3:M:404:PRO:HD3	2.40	0.42
1:B:144:VAL:HG22	1:B:148:VAL:HG13	2.01	0.42
3:M:38:VAL:HG13	3:M:39:PHE:N	2.34	0.42
3:M:64:THR:CG2	3:M:65:GLU:H	2.31	0.42
3:M:218:LEU:O	3:M:222:ILE:HG12	2.20	0.42
3:M:322:VAL:CG1	3:M:325:ILE:HG13	2.49	0.42
3:M:402:CYS:C	3:M:404:PRO:HD3	2.40	0.42
1:B:42:ILE:HB	1:B:80:PHE:CZ	2.54	0.42
2:C:25:ILE:HG21	2:C:33:ILE:HD12	2.01	0.42
3:M:402:CYS:C	3:M:404:PRO:HD3	2.40	0.42
3:M:462:LEU:HD11	3:M:464:ILE:CD1	2.50	0.42
3:M:727:LEU:HA	3:M:786:ILE:H	1.85	0.42
2:C:92:ARG:HD2	3:M:725:ARG:CZ	2.27	0.42
3:M:402:CYS:C	3:M:404:PRO:HD3	2.40	0.42
3:M:462:LEU:HD11	3:M:464:ILE:CD1	2.50	0.42
3:M:744:SER:O	3:M:748:LEU:HD12	2.20	0.42
3:M:775:LEU:HD12	3:M:775:LEU:HA	1.71	0.42
3:M:826:VAL:O	3:M:828:HIS:N	2.53	0.42
3:M:38:VAL:HG13	3:M:39:PHE:N	2.34	0.42
3:M:64:THR:CG2	3:M:65:GLU:H	2.31	0.42
3:M:218:LEU:O	3:M:222:ILE:HG12	2.20	0.42
3:M:322:VAL:CG1	3:M:325:ILE:HG13	2.49	0.42
3:M:402:CYS:C	3:M:404:PRO:HD3	2.40	0.42
3:M:11:GLY:O	3:M:14:ALA:HB3	2.20	0.42
3:M:174:SER:OG	3:M:669:PRO:HA	2.18	0.42

Continued on next page...

Continued from previous page...

Atom-1	Atom-2	Interatomic distance (Å)	Clash overlap (Å)
3:M:449:LEU:N	3:M:449:LEU:CD1	2.81	0.42
3:M:772:LEU:HD12	3:M:772:LEU:HA	1.82	0.42
3:M:11:GLY:O	3:M:14:ALA:HB3	2.20	0.42
3:M:174:SER:OG	3:M:669:PRO:HA	2.18	0.42
3:M:449:LEU:N	3:M:449:LEU:CD1	2.81	0.42
3:M:11:GLY:O	3:M:14:ALA:HB3	2.20	0.42
3:M:38:VAL:HG13	3:M:39:PHE:N	2.35	0.42
3:M:91:MET:CE	3:M:119:SER:HB2	2.47	0.42
3:M:539:GLU:OE2	3:M:553:LYS:HD2	2.20	0.42
3:M:779:ARG:O	3:M:783:LEU:CD1	2.66	0.42
3:M:842:LEU:N	3:M:842:LEU:CD1	2.83	0.42
3:M:11:GLY:O	3:M:14:ALA:HB3	2.20	0.42
3:M:174:SER:OG	3:M:669:PRO:HA	2.18	0.42
3:M:449:LEU:N	3:M:449:LEU:CD1	2.81	0.42
2:C:25:ILE:HG21	2:C:33:ILE:HD12	2.01	0.42
3:M:11:GLY:O	3:M:14:ALA:HB3	2.20	0.42
3:M:174:SER:OG	3:M:669:PRO:HA	2.18	0.42
3:M:449:LEU:N	3:M:449:LEU:CD1	2.81	0.42
3:M:724:TYR:HB3	3:M:727:LEU:CD1	2.46	0.42
3:M:11:GLY:O	3:M:14:ALA:HB3	2.20	0.42
3:M:174:SER:OG	3:M:669:PRO:HA	2.18	0.42
3:M:449:LEU:N	3:M:449:LEU:CD1	2.81	0.42
3:M:11:GLY:O	3:M:14:ALA:HB3	2.20	0.42
3:M:174:SER:OG	3:M:669:PRO:HA	2.18	0.42
3:M:449:LEU:N	3:M:449:LEU:CD1	2.81	0.42
2:C:92:ARG:CB	3:M:725:ARG:HH12	2.22	0.42
3:M:292:MET:CE	3:M:309:PRO:CA	2.97	0.42
3:M:335:ASP:O	3:M:338:ILE:HB	2.20	0.42
3:M:466:GLY:CA	3:M:484:ASN:HD21	2.32	0.42
3:M:690:LEU:O	3:M:694:GLN:HG3	2.20	0.42
3:M:787:ILE:HG23	3:M:791:GLN:HG3	2.00	0.42
3:M:292:MET:CE	3:M:309:PRO:CA	2.97	0.42
3:M:335:ASP:O	3:M:338:ILE:HB	2.20	0.42
3:M:466:GLY:CA	3:M:484:ASN:HD21	2.32	0.42
3:M:690:LEU:O	3:M:694:GLN:HG3	2.20	0.42
1:B:101:PHE:CD2	3:M:816:ILE:HD12	2.47	0.42
3:M:110:TYR:O	3:M:113:TRP:N	2.42	0.42
3:M:195:TYR:CE2	3:M:199:ILE:HD13	2.55	0.42
3:M:400:ALA:CB	3:M:606:THR:HG22	2.49	0.42
3:M:509:GLU:HG2	3:M:764:LYS:HE3	0.98	0.42
3:M:510:TRP:NE1	3:M:711:PHE:N	2.64	0.42

Continued on next page...

Continued from previous page...

Atom-1	Atom-2	Interatomic distance (Å)	Clash overlap (Å)
2:C:92:ARG:HA	3:M:722:GLN:HB2	1.84	0.42
3:M:292:MET:CE	3:M:309:PRO:CA	2.97	0.42
3:M:335:ASP:O	3:M:338:ILE:HB	2.20	0.42
3:M:466:GLY:CA	3:M:484:ASN:HD21	2.32	0.42
3:M:690:LEU:O	3:M:694:GLN:HG3	2.20	0.42
3:M:839:LYS:N	3:M:840:PRO:HD2	2.34	0.42
3:M:292:MET:CE	3:M:309:PRO:CA	2.97	0.42
3:M:335:ASP:O	3:M:338:ILE:HB	2.20	0.42
3:M:466:GLY:CA	3:M:484:ASN:HD21	2.32	0.42
3:M:690:LEU:O	3:M:694:GLN:HG3	2.20	0.42
1:B:144:VAL:HG22	1:B:148:VAL:HG13	2.01	0.42
2:C:25:ILE:HG21	2:C:33:ILE:HD12	2.01	0.42
2:C:91:LEU:O	3:M:722:GLN:HA	2.20	0.42
3:M:110:TYR:O	3:M:113:TRP:N	2.42	0.42
3:M:195:TYR:CE2	3:M:199:ILE:HD13	2.55	0.42
3:M:400:ALA:CB	3:M:606:THR:HG22	2.49	0.42
3:M:726:VAL:CB	3:M:786:ILE:HB	2.45	0.42
3:M:727:LEU:HA	3:M:786:ILE:H	1.85	0.42
2:C:30:VAL:HG22	2:C:61:LYS:HE3	2.00	0.42
2:C:116:GLU:HB3	3:M:795:ARG:HH22	1.83	0.42
3:M:292:MET:CE	3:M:309:PRO:CA	2.97	0.42
3:M:335:ASP:O	3:M:338:ILE:HB	2.20	0.42
3:M:466:GLY:CA	3:M:484:ASN:HD21	2.32	0.42
3:M:690:LEU:O	3:M:694:GLN:HG3	2.20	0.42
3:M:110:TYR:O	3:M:113:TRP:N	2.42	0.42
3:M:195:TYR:CE2	3:M:199:ILE:HD13	2.55	0.42
3:M:400:ALA:CB	3:M:606:THR:HG22	2.49	0.42
3:M:292:MET:CE	3:M:309:PRO:CA	2.97	0.42
3:M:335:ASP:O	3:M:338:ILE:HB	2.20	0.42
3:M:466:GLY:CA	3:M:484:ASN:HD21	2.32	0.42
3:M:690:LEU:O	3:M:694:GLN:HG3	2.20	0.42
3:M:292:MET:CE	3:M:309:PRO:CA	2.97	0.42
3:M:335:ASP:O	3:M:338:ILE:HB	2.20	0.42
3:M:466:GLY:CA	3:M:484:ASN:HD21	2.32	0.42
3:M:690:LEU:O	3:M:694:GLN:HG3	2.20	0.42
3:M:839:LYS:N	3:M:840:PRO:HD2	2.34	0.42
1:B:101:PHE:HE2	3:M:816:ILE:CD1	2.17	0.42
2:C:91:LEU:O	3:M:722:GLN:HA	2.20	0.42
3:M:110:TYR:O	3:M:113:TRP:N	2.42	0.42
3:M:195:TYR:CE2	3:M:199:ILE:HD13	2.55	0.42
3:M:400:ALA:CB	3:M:606:THR:HG22	2.49	0.42

Continued on next page...

Continued from previous page...

Atom-1	Atom-2	Interatomic distance (Å)	Clash overlap (Å)
3:M:110:TYR:O	3:M:113:TRP:N	2.42	0.42
3:M:195:TYR:CE2	3:M:199:ILE:HD13	2.55	0.42
3:M:400:ALA:CB	3:M:606:THR:HG22	2.49	0.42
1:B:42:ILE:HB	1:B:80:PHE:CZ	2.54	0.42
1:B:114:LYS:HB3	1:B:114:LYS:HE3	1.94	0.42
2:C:96:LYS:CE	3:M:725:ARG:CD	2.95	0.42
3:M:292:MET:CE	3:M:309:PRO:CA	2.97	0.42
3:M:335:ASP:O	3:M:338:ILE:HB	2.20	0.42
3:M:466:GLY:CA	3:M:484:ASN:HD21	2.32	0.42
3:M:690:LEU:O	3:M:694:GLN:HG3	2.20	0.42
3:M:17:LEU:HD12	3:M:17:LEU:HA	1.67	0.42
3:M:135:TYR:HD2	3:M:191:ARG:CG	2.33	0.42
3:M:271:GLU:OE1	3:M:274:ARG:NH1	2.53	0.42
3:M:839:LYS:N	3:M:840:PRO:HD2	2.35	0.42
3:M:17:LEU:HD12	3:M:17:LEU:HA	1.67	0.42
3:M:135:TYR:HD2	3:M:191:ARG:CG	2.33	0.42
3:M:271:GLU:OE1	3:M:274:ARG:NH1	2.53	0.42
3:M:295:LYS:CE	3:M:332:MET:CE	2.97	0.42
3:M:17:LEU:HD12	3:M:17:LEU:HA	1.67	0.42
3:M:135:TYR:HD2	3:M:191:ARG:CG	2.33	0.42
3:M:271:GLU:OE1	3:M:274:ARG:NH1	2.53	0.42
3:M:787:ILE:HD13	3:M:787:ILE:HG21	1.67	0.42
3:M:842:LEU:N	3:M:842:LEU:CD1	2.83	0.42
2:C:126:LEU:HD21	3:M:798:LEU:HD13	2.01	0.42
3:M:17:LEU:HD12	3:M:17:LEU:HA	1.67	0.42
3:M:135:TYR:HD2	3:M:191:ARG:CG	2.33	0.42
3:M:271:GLU:OE1	3:M:274:ARG:NH1	2.53	0.42
3:M:707:CYS:CA	3:M:712:PRO:HB3	2.36	0.42
1:B:144:VAL:HG22	1:B:148:VAL:HG13	2.01	0.42
3:M:17:LEU:HD12	3:M:17:LEU:HA	1.67	0.42
3:M:135:TYR:HD2	3:M:191:ARG:CG	2.33	0.42
3:M:271:GLU:OE1	3:M:274:ARG:NH1	2.53	0.42
2:C:96:LYS:N	3:M:722:GLN:CB	2.81	0.42
3:M:17:LEU:HD12	3:M:17:LEU:HA	1.67	0.42
3:M:135:TYR:HD2	3:M:191:ARG:CG	2.33	0.42
3:M:271:GLU:OE1	3:M:274:ARG:NH1	2.53	0.42
1:B:42:ILE:HB	1:B:80:PHE:CZ	2.54	0.42
2:C:131:GLU:HB3	2:C:137:ILE:CG2	2.45	0.42
3:M:135:TYR:HD2	3:M:191:ARG:CG	2.33	0.42
3:M:169:ASP:O	3:M:170:ARG:HB2	2.19	0.42
3:M:264:ASP:HA	3:M:446:ASN:HB3	2.01	0.42

Continued on next page...

Continued from previous page...

Atom-1	Atom-2	Interatomic distance (Å)	Clash overlap (Å)
3:M:356:GLY:HA2	3:M:359:MET:HG3	2.02	0.42
3:M:839:LYS:N	3:M:840:PRO:HD2	2.34	0.42
2:C:126:LEU:HD21	3:M:798:LEU:HD13	2.01	0.42
3:M:135:TYR:HD2	3:M:191:ARG:CG	2.33	0.42
3:M:169:ASP:O	3:M:170:ARG:HB2	2.19	0.42
3:M:264:ASP:HA	3:M:446:ASN:HB3	2.01	0.42
3:M:356:GLY:HA2	3:M:359:MET:HG3	2.02	0.42
3:M:709:LYS:C	3:M:710:GLY:C	2.79	0.42
3:M:744:SER:O	3:M:748:LEU:HD12	2.20	0.42
3:M:798:LEU:HA	3:M:798:LEU:HD12	1.36	0.42
1:B:42:ILE:HB	1:B:80:PHE:CZ	2.54	0.42
3:M:309:PRO:C	3:M:311:ASP:H	2.22	0.42
2:C:25:ILE:HG21	2:C:33:ILE:HD12	2.01	0.42
2:C:116:GLU:HB3	3:M:795:ARG:HH22	1.83	0.42
3:M:135:TYR:HD2	3:M:191:ARG:CG	2.33	0.42
3:M:169:ASP:O	3:M:170:ARG:HB2	2.19	0.42
3:M:264:ASP:HA	3:M:446:ASN:HB3	2.01	0.42
3:M:356:GLY:HA2	3:M:359:MET:HG3	2.02	0.42
3:M:135:TYR:HD2	3:M:191:ARG:CG	2.33	0.42
3:M:149:GLN:CA	3:M:719:ASP:OD2	2.67	0.42
3:M:169:ASP:O	3:M:170:ARG:HB2	2.19	0.42
3:M:264:ASP:HA	3:M:446:ASN:HB3	2.01	0.42
3:M:356:GLY:HA2	3:M:359:MET:HG3	2.02	0.42
3:M:712:PRO:HB2	3:M:713:SER:H	1.61	0.42
3:M:744:SER:O	3:M:748:LEU:HD12	2.20	0.42
3:M:309:PRO:C	3:M:311:ASP:H	2.22	0.42
3:M:135:TYR:HD2	3:M:191:ARG:CG	2.33	0.42
3:M:169:ASP:O	3:M:170:ARG:HB2	2.19	0.42
3:M:264:ASP:HA	3:M:446:ASN:HB3	2.01	0.42
3:M:356:GLY:HA2	3:M:359:MET:HG3	2.02	0.42
3:M:747:LEU:O	3:M:749:GLY:N	2.52	0.42
1:B:42:ILE:HB	1:B:80:PHE:CZ	2.54	0.42
3:M:309:PRO:C	3:M:311:ASP:H	2.22	0.42
3:M:135:TYR:HD2	3:M:191:ARG:CG	2.33	0.42
3:M:169:ASP:O	3:M:170:ARG:HB2	2.19	0.42
3:M:264:ASP:HA	3:M:446:ASN:HB3	2.01	0.42
3:M:356:GLY:HA2	3:M:359:MET:HG3	2.02	0.42
3:M:135:TYR:HD2	3:M:191:ARG:CG	2.33	0.42
3:M:169:ASP:O	3:M:170:ARG:HB2	2.19	0.42
3:M:264:ASP:HA	3:M:446:ASN:HB3	2.01	0.42
3:M:356:GLY:HA2	3:M:359:MET:HG3	2.02	0.42

Continued on next page...

Continued from previous page...

Atom-1	Atom-2	Interatomic distance (Å)	Clash overlap (Å)
3:M:309:PRO:C	3:M:311:ASP:H	2.22	0.42
3:M:826:VAL:O	3:M:828:HIS:N	2.53	0.42
2:C:110:VAL:HG12	3:M:787:ILE:HD11	1.95	0.42
3:M:309:PRO:C	3:M:311:ASP:H	2.22	0.42
1:B:133:ILE:O	1:B:136:MET:HB2	2.19	0.42
3:M:135:TYR:HD2	3:M:191:ARG:CG	2.33	0.42
3:M:169:ASP:O	3:M:170:ARG:HB2	2.19	0.42
3:M:264:ASP:HA	3:M:446:ASN:HB3	2.01	0.42
3:M:356:GLY:HA2	3:M:359:MET:HG3	2.02	0.42
3:M:335:ASP:O	3:M:338:ILE:HB	2.20	0.42
3:M:406:VAL:O	3:M:412:PHE:HA	2.20	0.42
3:M:462:LEU:HD11	3:M:464:ILE:CD1	2.50	0.42
3:M:335:ASP:O	3:M:338:ILE:HB	2.20	0.42
3:M:406:VAL:O	3:M:412:PHE:HA	2.20	0.42
3:M:462:LEU:HD11	3:M:464:ILE:CD1	2.50	0.42
2:C:126:LEU:HD21	3:M:798:LEU:HD13	2.01	0.42
3:M:166:MET:CE	3:M:254:PHE:HB2	2.46	0.42
3:M:271:GLU:OE1	3:M:274:ARG:NH1	2.53	0.42
3:M:272:LYS:HB2	3:M:649:VAL:HG11	1.94	0.42
3:M:335:ASP:O	3:M:338:ILE:HB	2.20	0.42
3:M:335:ASP:O	3:M:338:ILE:HB	2.20	0.42
3:M:406:VAL:O	3:M:412:PHE:HA	2.20	0.42
3:M:462:LEU:HD11	3:M:464:ILE:CD1	2.50	0.42
3:M:826:VAL:O	3:M:828:HIS:N	2.53	0.42
3:M:86:ASP:CG	3:M:780:ASP:OD2	2.54	0.42
3:M:335:ASP:O	3:M:338:ILE:HB	2.20	0.42
3:M:406:VAL:O	3:M:412:PHE:HA	2.20	0.42
3:M:462:LEU:HD11	3:M:464:ILE:CD1	2.50	0.42
3:M:747:LEU:O	3:M:749:GLY:N	2.52	0.42
3:M:335:ASP:O	3:M:338:ILE:HB	2.20	0.42
3:M:406:VAL:O	3:M:412:PHE:HA	2.20	0.42
3:M:462:LEU:HD11	3:M:464:ILE:CD1	2.50	0.42
3:M:776:GLU:O	3:M:780:ASP:N	2.45	0.42
1:B:42:ILE:HB	1:B:80:PHE:CZ	2.54	0.42
3:M:335:ASP:O	3:M:338:ILE:HB	2.20	0.42
3:M:406:VAL:O	3:M:412:PHE:HA	2.20	0.42
3:M:462:LEU:HD11	3:M:464:ILE:CD1	2.50	0.42
1:B:133:ILE:O	1:B:136:MET:HB2	2.19	0.42
3:M:294:ASN:OD1	3:M:307:THR:HG21	2.19	0.42
3:M:391:GLY:HA3	3:M:616:VAL:HG23	2.01	0.42
1:B:144:VAL:HG22	1:B:148:VAL:HG13	2.01	0.42

Continued on next page...

Continued from previous page...

Atom-1	Atom-2	Interatomic distance (Å)	Clash overlap (Å)
3:M:294:ASN:OD1	3:M:307:THR:HG21	2.19	0.42
3:M:391:GLY:HA3	3:M:616:VAL:HG23	2.01	0.42
3:M:839:LYS:N	3:M:840:PRO:HD2	2.34	0.42
3:M:322:VAL:CG1	3:M:325:ILE:HG13	2.49	0.42
3:M:519:LEU:HD12	3:M:519:LEU:H	1.83	0.42
3:M:539:GLU:OE2	3:M:553:LYS:HD2	2.20	0.42
3:M:690:LEU:O	3:M:694:GLN:HG3	2.20	0.42
1:B:127:ARG:HD3	1:B:129:THR:HG22	2.00	0.42
3:M:294:ASN:OD1	3:M:307:THR:HG21	2.19	0.42
3:M:391:GLY:HA3	3:M:616:VAL:HG23	2.01	0.42
3:M:294:ASN:OD1	3:M:307:THR:HG21	2.19	0.42
3:M:391:GLY:HA3	3:M:616:VAL:HG23	2.01	0.42
2:C:96:LYS:HD3	3:M:717:TYR:C	2.39	0.42
2:C:126:LEU:HD21	3:M:798:LEU:HD13	2.01	0.42
3:M:322:VAL:CG1	3:M:325:ILE:HG13	2.49	0.42
3:M:519:LEU:HD12	3:M:519:LEU:H	1.83	0.42
3:M:539:GLU:OE2	3:M:553:LYS:HD2	2.20	0.42
3:M:690:LEU:O	3:M:694:GLN:HG3	2.20	0.42
3:M:726:VAL:CG1	3:M:787:ILE:N	2.83	0.42
3:M:744:SER:O	3:M:748:LEU:HD12	2.20	0.42
2:C:126:LEU:HD21	3:M:798:LEU:HD13	2.01	0.42
3:M:294:ASN:OD1	3:M:307:THR:HG21	2.19	0.42
3:M:391:GLY:HA3	3:M:616:VAL:HG23	2.01	0.42
3:M:724:TYR:HB3	3:M:727:LEU:CD1	2.46	0.42
3:M:322:VAL:CG1	3:M:325:ILE:HG13	2.49	0.42
3:M:519:LEU:HD12	3:M:519:LEU:H	1.83	0.42
3:M:539:GLU:OE2	3:M:553:LYS:HD2	2.20	0.42
3:M:690:LEU:O	3:M:694:GLN:HG3	2.20	0.42
3:M:294:ASN:OD1	3:M:307:THR:HG21	2.19	0.42
3:M:391:GLY:HA3	3:M:616:VAL:HG23	2.01	0.42
3:M:294:ASN:OD1	3:M:307:THR:HG21	2.19	0.42
3:M:391:GLY:HA3	3:M:616:VAL:HG23	2.01	0.42
3:M:322:VAL:CG1	3:M:325:ILE:HG13	2.49	0.42
3:M:519:LEU:HD12	3:M:519:LEU:H	1.83	0.42
3:M:539:GLU:OE2	3:M:553:LYS:HD2	2.20	0.42
3:M:690:LEU:O	3:M:694:GLN:HG3	2.20	0.42
1:B:144:VAL:HG22	1:B:148:VAL:HG13	2.01	0.42
3:M:322:VAL:CG1	3:M:325:ILE:HG13	2.49	0.42
3:M:519:LEU:HD12	3:M:519:LEU:H	1.83	0.42
3:M:539:GLU:OE2	3:M:553:LYS:HD2	2.20	0.42
3:M:690:LEU:O	3:M:694:GLN:HG3	2.20	0.42

Continued on next page...

Continued from previous page...

Atom-1	Atom-2	Interatomic distance (Å)	Clash overlap (Å)
3:M:810:ARG:HG2	3:M:810:ARG:NH1	2.29	0.42
2:C:92:ARG:HH12	3:M:736:GLN:CD	2.17	0.42
3:M:294:ASN:OD1	3:M:307:THR:HG21	2.19	0.42
3:M:391:GLY:HA3	3:M:616:VAL:HG23	2.01	0.42
3:M:826:VAL:O	3:M:828:HIS:N	2.53	0.42
3:M:839:LYS:N	3:M:840:PRO:HD2	2.34	0.42
3:M:174:SER:HA	3:M:460:GLY:O	2.19	0.42
3:M:218:LEU:O	3:M:222:ILE:HG12	2.19	0.42
3:M:226:ASN:HB2	3:M:227:PRO:CD	2.47	0.42
3:M:391:GLY:HA3	3:M:616:VAL:HG23	2.01	0.42
3:M:174:SER:HA	3:M:460:GLY:O	2.19	0.42
3:M:218:LEU:O	3:M:222:ILE:HG12	2.19	0.42
3:M:226:ASN:HB2	3:M:227:PRO:CD	2.47	0.42
3:M:391:GLY:HA3	3:M:616:VAL:HG23	2.01	0.42
3:M:744:SER:O	3:M:748:LEU:HD12	2.20	0.42
3:M:797:PHE:CD2	3:M:798:LEU:HD12	2.55	0.42
3:M:110:TYR:O	3:M:113:TRP:N	2.42	0.42
3:M:402:CYS:C	3:M:404:PRO:HD3	2.40	0.42
3:M:803:TYR:CD2	3:M:806:MET:SD	3.09	0.42
3:M:839:LYS:N	3:M:840:PRO:HD2	2.35	0.42
1:B:42:ILE:HB	1:B:80:PHE:CZ	2.54	0.42
3:M:174:SER:HA	3:M:460:GLY:O	2.19	0.42
3:M:218:LEU:O	3:M:222:ILE:HG12	2.19	0.42
3:M:226:ASN:HB2	3:M:227:PRO:CD	2.47	0.42
3:M:391:GLY:HA3	3:M:616:VAL:HG23	2.01	0.42
3:M:829:TRP:O	3:M:832:MET:N	2.50	0.42
2:C:94:PHE:HD2	3:M:19:LYS:C	1.72	0.42
2:C:97:GLU:OE2	3:M:143:TYR:CZ	2.73	0.42
3:M:174:SER:HA	3:M:460:GLY:O	2.19	0.42
3:M:218:LEU:O	3:M:222:ILE:HG12	2.19	0.42
3:M:226:ASN:HB2	3:M:227:PRO:CD	2.47	0.42
3:M:391:GLY:HA3	3:M:616:VAL:HG23	2.01	0.42
3:M:174:SER:HA	3:M:460:GLY:O	2.19	0.42
3:M:218:LEU:O	3:M:222:ILE:HG12	2.19	0.42
3:M:226:ASN:HB2	3:M:227:PRO:CD	2.47	0.42
3:M:391:GLY:HA3	3:M:616:VAL:HG23	2.01	0.42
3:M:744:SER:O	3:M:748:LEU:HD12	2.20	0.42
3:M:174:SER:HA	3:M:460:GLY:O	2.19	0.42
3:M:218:LEU:O	3:M:222:ILE:HG12	2.19	0.42
3:M:226:ASN:HB2	3:M:227:PRO:CD	2.47	0.42
3:M:391:GLY:HA3	3:M:616:VAL:HG23	2.01	0.42
3:M:744:SER:O	3:M:748:LEU:HD12	2.20	0.42
3:M:174:SER:HA	3:M:460:GLY:O	2.19	0.42
3:M:218:LEU:O	3:M:222:ILE:HG12	2.19	0.42
3:M:226:ASN:HB2	3:M:227:PRO:CD	2.47	0.42
3:M:391:GLY:HA3	3:M:616:VAL:HG23	2.01	0.42

Continued on next page...

Continued from previous page...

Atom-1	Atom-2	Interatomic distance (Å)	Clash overlap (Å)
3:M:744:SER:O	3:M:748:LEU:HD12	2.20	0.42
2:C:25:ILE:HG21	2:C:33:ILE:HD12	2.01	0.42
3:M:195:TYR:CE2	3:M:199:ILE:HD13	2.55	0.42
3:M:295:LYS:CG	3:M:332:MET:HE1	2.46	0.42
3:M:835:PHE:O	3:M:839:LYS:N	2.49	0.42
3:M:195:TYR:CE2	3:M:199:ILE:HD13	2.55	0.42
3:M:295:LYS:CG	3:M:332:MET:HE1	2.46	0.42
1:B:105:ASP:O	1:B:107:ASP:N	2.51	0.42
3:M:62:VAL:O	3:M:69:THR:HA	2.20	0.42
3:M:169:ASP:O	3:M:170:ARG:HB2	2.19	0.42
3:M:230:GLU:HG2	3:M:246:PHE:HE1	1.85	0.42
3:M:508:ILE:HG22	3:M:714:ARG:CZ	2.49	0.42
3:M:775:LEU:HD12	3:M:775:LEU:HA	1.71	0.42
3:M:195:TYR:CE2	3:M:199:ILE:HD13	2.55	0.42
3:M:295:LYS:CG	3:M:332:MET:HE1	2.46	0.42
3:M:797:PHE:CD2	3:M:798:LEU:HD12	2.55	0.42
3:M:195:TYR:CE2	3:M:199:ILE:HD13	2.55	0.42
3:M:295:LYS:CG	3:M:332:MET:HE1	2.46	0.42
1:B:42:ILE:HB	1:B:80:PHE:CZ	2.54	0.42
3:M:62:VAL:O	3:M:69:THR:HA	2.20	0.42
3:M:169:ASP:O	3:M:170:ARG:HB2	2.19	0.42
3:M:230:GLU:HG2	3:M:246:PHE:HE1	1.85	0.42
1:B:118:GLU:HG2	1:B:137:TRP:HZ2	1.84	0.42
3:M:195:TYR:CE2	3:M:199:ILE:HD13	2.55	0.42
3:M:295:LYS:CG	3:M:332:MET:HE1	2.46	0.42
3:M:62:VAL:O	3:M:69:THR:HA	2.20	0.42
3:M:169:ASP:O	3:M:170:ARG:HB2	2.19	0.42
3:M:230:GLU:HG2	3:M:246:PHE:HE1	1.85	0.42
3:M:797:PHE:CD2	3:M:798:LEU:HD12	2.55	0.42
3:M:842:LEU:N	3:M:842:LEU:CD1	2.82	0.42
1:B:133:ILE:O	1:B:136:MET:HB2	2.19	0.42
3:M:195:TYR:CE2	3:M:199:ILE:HD13	2.55	0.42
3:M:295:LYS:CG	3:M:332:MET:HE1	2.46	0.42
3:M:195:TYR:CE2	3:M:199:ILE:HD13	2.55	0.42
3:M:295:LYS:CG	3:M:332:MET:HE1	2.46	0.42
2:C:96:LYS:CG	3:M:717:TYR:C	2.73	0.42
2:C:140:GLU:CB	3:M:738:MET:HB2	2.49	0.42
2:C:140:GLU:C	3:M:736:GLN:HB3	2.31	0.42
3:M:62:VAL:O	3:M:69:THR:HA	2.20	0.42
3:M:169:ASP:O	3:M:170:ARG:HB2	2.19	0.42
3:M:230:GLU:HG2	3:M:246:PHE:HE1	1.85	0.42

Continued on next page...

Continued from previous page...

Atom-1	Atom-2	Interatomic distance (Å)	Clash overlap (Å)
3:M:712:PRO:HB2	3:M:713:SER:H	1.61	0.42
3:M:727:LEU:HB2	3:M:786:ILE:HD11	1.65	0.42
3:M:744:SER:O	3:M:748:LEU:HD12	2.20	0.42
3:M:62:VAL:O	3:M:69:THR:HA	2.20	0.42
3:M:169:ASP:O	3:M:170:ARG:HB2	2.19	0.42
3:M:230:GLU:HG2	3:M:246:PHE:HE1	1.85	0.42
3:M:835:PHE:O	3:M:839:LYS:N	2.49	0.42
3:M:839:LYS:N	3:M:840:PRO:HD2	2.35	0.42
3:M:195:TYR:CE2	3:M:199:ILE:HD13	2.55	0.42
3:M:295:LYS:CG	3:M:332:MET:HE1	2.46	0.42
3:M:842:LEU:N	3:M:842:LEU:CD1	2.83	0.42
3:M:230:GLU:HG2	3:M:246:PHE:HE1	1.85	0.42
2:C:25:ILE:HG21	2:C:33:ILE:HD12	2.01	0.42
3:M:230:GLU:HG2	3:M:246:PHE:HE1	1.85	0.42
3:M:723:ARG:CG	3:M:723:ARG:NH1	2.79	0.42
3:M:842:LEU:N	3:M:842:LEU:CD1	2.83	0.42
3:M:709:LYS:O	3:M:711:PHE:CE2	2.73	0.42
2:C:89:GLU:CA	3:M:725:ARG:HH12	2.33	0.42
2:C:89:GLU:HB3	3:M:725:ARG:NH1	2.35	0.42
2:C:95:ASP:HB2	2:C:102:VAL:HA	2.02	0.42
3:M:230:GLU:HG2	3:M:246:PHE:HE1	1.85	0.42
3:M:230:GLU:HG2	3:M:246:PHE:HE1	1.85	0.42
2:C:149:VAL:HG22	3:M:797:PHE:CE1	2.44	0.42
3:M:230:GLU:HG2	3:M:246:PHE:HE1	1.85	0.42
1:B:119:GLU:O	1:B:123:THR:HG23	2.19	0.42
3:M:230:GLU:HG2	3:M:246:PHE:HE1	1.85	0.42
3:M:723:ARG:CG	3:M:723:ARG:NH1	2.79	0.42
1:B:144:VAL:HG22	1:B:148:VAL:HG13	2.01	0.42
3:M:11:GLY:O	3:M:14:ALA:HB3	2.20	0.42
3:M:230:GLU:HG2	3:M:246:PHE:HE1	1.85	0.42
3:M:500:GLN:HB2	3:M:512:PHE:CZ	2.54	0.42
3:M:539:GLU:OE2	3:M:553:LYS:HD2	2.20	0.42
2:C:95:ASP:HB2	2:C:102:VAL:HA	2.02	0.42
3:M:11:GLY:O	3:M:14:ALA:HB3	2.20	0.42
3:M:230:GLU:HG2	3:M:246:PHE:HE1	1.85	0.42
3:M:500:GLN:HB2	3:M:512:PHE:CZ	2.54	0.42
3:M:539:GLU:OE2	3:M:553:LYS:HD2	2.20	0.42
3:M:772:LEU:HD12	3:M:772:LEU:HA	1.82	0.42
3:M:842:LEU:N	3:M:842:LEU:CD1	2.83	0.42
2:C:95:ASP:HB2	2:C:102:VAL:HA	2.02	0.42
3:M:107:LYS:N	3:M:686:MET:HE1	2.35	0.42

Continued on next page...

Continued from previous page...

Atom-1	Atom-2	Interatomic distance (Å)	Clash overlap (Å)
3:M:391:GLY:HA3	3:M:616:VAL:HG23	2.01	0.42
3:M:839:LYS:N	3:M:840:PRO:HD2	2.35	0.42
3:M:11:GLY:O	3:M:14:ALA:HB3	2.20	0.42
3:M:230:GLU:HG2	3:M:246:PHE:HE1	1.85	0.42
3:M:500:GLN:HB2	3:M:512:PHE:CZ	2.54	0.42
3:M:539:GLU:OE2	3:M:553:LYS:HD2	2.20	0.42
2:C:25:ILE:HG21	2:C:33:ILE:HD12	2.01	0.42
3:M:11:GLY:O	3:M:14:ALA:HB3	2.20	0.42
3:M:230:GLU:HG2	3:M:246:PHE:HE1	1.85	0.42
3:M:500:GLN:HB2	3:M:512:PHE:CZ	2.54	0.42
3:M:539:GLU:OE2	3:M:553:LYS:HD2	2.20	0.42
3:M:707:CYS:CA	3:M:712:PRO:HA	2.50	0.42
3:M:107:LYS:N	3:M:686:MET:HE1	2.35	0.42
3:M:391:GLY:HA3	3:M:616:VAL:HG23	2.01	0.42
3:M:11:GLY:O	3:M:14:ALA:HB3	2.20	0.42
3:M:84:LYS:CE	3:M:720:PHE:C	2.61	0.42
3:M:230:GLU:HG2	3:M:246:PHE:HE1	1.85	0.42
3:M:500:GLN:HB2	3:M:512:PHE:CZ	2.54	0.42
3:M:539:GLU:OE2	3:M:553:LYS:HD2	2.20	0.42
3:M:787:ILE:HG23	3:M:791:GLN:HG3	2.00	0.42
3:M:826:VAL:O	3:M:828:HIS:N	2.53	0.42
3:M:107:LYS:N	3:M:686:MET:HE1	2.35	0.42
3:M:391:GLY:HA3	3:M:616:VAL:HG23	2.01	0.42
3:M:744:SER:O	3:M:748:LEU:HD12	2.20	0.42
3:M:11:GLY:O	3:M:14:ALA:HB3	2.20	0.42
3:M:230:GLU:HG2	3:M:246:PHE:HE1	1.85	0.42
3:M:500:GLN:HB2	3:M:512:PHE:CZ	2.54	0.42
3:M:539:GLU:OE2	3:M:553:LYS:HD2	2.20	0.42
3:M:11:GLY:O	3:M:14:ALA:HB3	2.20	0.42
3:M:230:GLU:HG2	3:M:246:PHE:HE1	1.85	0.42
3:M:500:GLN:HB2	3:M:512:PHE:CZ	2.54	0.42
3:M:539:GLU:OE2	3:M:553:LYS:HD2	2.20	0.42
2:C:30:VAL:HG22	2:C:61:LYS:HE3	2.00	0.42
3:M:107:LYS:N	3:M:686:MET:HE1	2.35	0.42
3:M:391:GLY:HA3	3:M:616:VAL:HG23	2.01	0.42
3:M:756:THR:HB	3:M:757:GLN:H	1.63	0.42
3:M:107:LYS:N	3:M:686:MET:HE1	2.35	0.42
3:M:391:GLY:HA3	3:M:616:VAL:HG23	2.01	0.42
3:M:747:LEU:O	3:M:749:GLY:N	2.52	0.42
2:C:30:VAL:HG22	2:C:61:LYS:HE3	2.01	0.42
2:C:92:ARG:CG	3:M:725:ARG:NH1	2.83	0.42

Continued on next page...

Continued from previous page...

Atom-1	Atom-2	Interatomic distance (Å)	Clash overlap (Å)
3:M:11:GLY:O	3:M:14:ALA:HB3	2.20	0.42
3:M:230:GLU:HG2	3:M:246:PHE:HE1	1.85	0.42
3:M:500:GLN:HB2	3:M:512:PHE:CZ	2.54	0.42
3:M:539:GLU:OE2	3:M:553:LYS:HD2	2.20	0.42
3:M:309:PRO:C	3:M:311:ASP:H	2.22	0.41
3:M:466:GLY:CA	3:M:484:ASN:HD21	2.32	0.41
3:M:309:PRO:C	3:M:311:ASP:H	2.22	0.41
3:M:466:GLY:CA	3:M:484:ASN:HD21	2.32	0.41
2:C:108:ARG:CG	2:C:127:MET:SD	3.08	0.41
3:M:195:TYR:CE2	3:M:199:ILE:HD13	2.55	0.41
3:M:330:GLU:OE1	3:M:330:GLU:HA	2.20	0.41
3:M:356:GLY:HA2	3:M:359:MET:HG3	2.02	0.41
3:M:756:THR:HB	3:M:757:GLN:H	1.63	0.41
3:M:802:GLU:C	3:M:806:MET:CG	2.77	0.41
3:M:309:PRO:C	3:M:311:ASP:H	2.22	0.41
3:M:466:GLY:CA	3:M:484:ASN:HD21	2.32	0.41
3:M:309:PRO:C	3:M:311:ASP:H	2.22	0.41
3:M:466:GLY:CA	3:M:484:ASN:HD21	2.32	0.41
3:M:804:ARG:CA	3:M:807:VAL:HB	2.35	0.41
3:M:309:PRO:C	3:M:311:ASP:H	2.22	0.41
3:M:466:GLY:CA	3:M:484:ASN:HD21	2.32	0.41
3:M:826:VAL:O	3:M:828:HIS:N	2.53	0.41
3:M:309:PRO:C	3:M:311:ASP:H	2.22	0.41
3:M:466:GLY:CA	3:M:484:ASN:HD21	2.32	0.41
3:M:804:ARG:C	3:M:808:GLU:H	2.23	0.41
3:M:60:VAL:O	3:M:72:VAL:N	2.51	0.41
3:M:439:LEU:N	3:M:439:LEU:CD1	2.81	0.41
3:M:60:VAL:O	3:M:72:VAL:N	2.51	0.41
3:M:439:LEU:N	3:M:439:LEU:CD1	2.81	0.41
3:M:797:PHE:CD2	3:M:798:LEU:HD12	2.55	0.41
3:M:218:LEU:O	3:M:222:ILE:HG12	2.19	0.41
3:M:60:VAL:O	3:M:72:VAL:N	2.51	0.41
3:M:439:LEU:N	3:M:439:LEU:CD1	2.81	0.41
3:M:60:VAL:O	3:M:72:VAL:N	2.51	0.41
3:M:439:LEU:N	3:M:439:LEU:CD1	2.81	0.41
3:M:218:LEU:O	3:M:222:ILE:HG12	2.19	0.41
1:B:127:ARG:HD3	1:B:129:THR:HG22	2.00	0.41
2:C:93:VAL:HG21	3:M:29:ASN:C	2.41	0.41
3:M:60:VAL:O	3:M:72:VAL:N	2.51	0.41
3:M:439:LEU:N	3:M:439:LEU:CD1	2.81	0.41
3:M:218:LEU:O	3:M:222:ILE:HG12	2.19	0.41

Continued on next page...

Continued from previous page...

Atom-1	Atom-2	Interatomic distance (Å)	Clash overlap (Å)
3:M:805:ARG:O	3:M:806:MET:O	2.38	0.41
3:M:60:VAL:O	3:M:72:VAL:N	2.51	0.41
3:M:439:LEU:N	3:M:439:LEU:CD1	2.81	0.41
3:M:60:VAL:O	3:M:72:VAL:N	2.51	0.41
3:M:439:LEU:N	3:M:439:LEU:CD1	2.81	0.41
1:B:137:TRP:HE3	1:B:144:VAL:HG11	1.82	0.41
2:C:116:GLU:HB3	3:M:795:ARG:HH22	1.83	0.41
3:M:218:LEU:O	3:M:222:ILE:HG12	2.19	0.41
3:M:726:VAL:CG1	3:M:783:LEU:CB	2.98	0.41
3:M:218:LEU:O	3:M:222:ILE:HG12	2.19	0.41
2:C:108:ARG:CG	2:C:127:MET:SD	3.09	0.41
3:M:60:VAL:O	3:M:72:VAL:N	2.51	0.41
3:M:439:LEU:N	3:M:439:LEU:CD1	2.81	0.41
3:M:779:ARG:O	3:M:782:LYS:N	2.53	0.41
2:C:139:TYR:CD1	3:M:721:LYS:CG	2.96	0.41
3:M:402:CYS:C	3:M:404:PRO:HD3	2.40	0.41
3:M:812:SER:O	3:M:816:ILE:HG13	2.20	0.41
3:M:826:VAL:O	3:M:828:HIS:N	2.53	0.41
2:C:60:ALA:O	2:C:67:GLU:HB3	2.21	0.41
2:C:116:GLU:HB3	3:M:795:ARG:HH22	1.83	0.41
3:M:402:CYS:C	3:M:404:PRO:HD3	2.40	0.41
3:M:826:VAL:O	3:M:828:HIS:N	2.53	0.41
2:C:25:ILE:HG21	2:C:33:ILE:HD12	2.01	0.41
3:M:141:LEU:HD12	3:M:141:LEU:N	2.32	0.41
3:M:230:GLU:HG2	3:M:246:PHE:HE1	1.85	0.41
3:M:295:LYS:CD	3:M:332:MET:HE2	2.50	0.41
3:M:826:VAL:O	3:M:828:HIS:N	2.53	0.41
1:B:118:GLU:HG2	1:B:137:TRP:HZ2	1.84	0.41
3:M:402:CYS:C	3:M:404:PRO:HD3	2.40	0.41
3:M:508:ILE:HG23	3:M:766:PHE:CD1	2.55	0.41
3:M:723:ARG:CG	3:M:723:ARG:NH1	2.79	0.41
3:M:772:LEU:HA	3:M:772:LEU:HD12	1.82	0.41
3:M:402:CYS:C	3:M:404:PRO:HD3	2.40	0.41
3:M:744:SER:O	3:M:748:LEU:HD12	2.20	0.41
1:B:114:LYS:HB3	1:B:114:LYS:HE3	1.94	0.41
2:C:25:ILE:HG21	2:C:33:ILE:HD12	2.01	0.41
3:M:402:CYS:C	3:M:404:PRO:HD3	2.40	0.41
3:M:724:TYR:HD1	3:M:727:LEU:CD1	2.29	0.41
3:M:805:ARG:C	3:M:809:ARG:CG	2.88	0.41
3:M:402:CYS:C	3:M:404:PRO:HD3	2.40	0.41
3:M:136:ASN:C	3:M:138:LYS:H	2.24	0.41

Continued on next page...

Continued from previous page...

Atom-1	Atom-2	Interatomic distance (Å)	Clash overlap (Å)
3:M:292:MET:HE1	3:M:309:PRO:CG	2.50	0.41
3:M:308:ASN:HA	3:M:309:PRO:HD2	1.88	0.41
2:C:108:ARG:CG	2:C:127:MET:SD	3.08	0.41
3:M:136:ASN:C	3:M:138:LYS:H	2.24	0.41
3:M:292:MET:HE1	3:M:309:PRO:CG	2.50	0.41
3:M:308:ASN:HA	3:M:309:PRO:HD2	1.88	0.41
3:M:25:ILE:HG23	3:M:29:ASN:HD22	1.85	0.41
3:M:135:TYR:CD2	3:M:191:ARG:HD3	2.55	0.41
3:M:151:ALA:HB1	3:M:152:PRO:HD2	2.01	0.41
3:M:229:LEU:HA	3:M:229:LEU:HD12	1.75	0.41
3:M:335:ASP:O	3:M:338:ILE:HB	2.20	0.41
3:M:445:ILE:HG22	3:M:449:LEU:HD22	2.01	0.41
1:B:144:VAL:HG22	1:B:148:VAL:HG13	2.01	0.41
2:C:95:ASP:HB2	3:M:722:GLN:NE2	2.35	0.41
2:C:95:ASP:C	3:M:722:GLN:HE21	2.24	0.41
3:M:136:ASN:C	3:M:138:LYS:H	2.24	0.41
3:M:292:MET:HE1	3:M:309:PRO:CG	2.50	0.41
3:M:308:ASN:HA	3:M:309:PRO:HD2	1.88	0.41
3:M:22:LYS:HB2	3:M:787:ILE:CD1	2.50	0.41
3:M:29:ASN:O	3:M:784:ALA:CA	2.67	0.41
3:M:136:ASN:C	3:M:138:LYS:H	2.24	0.41
3:M:292:MET:HE1	3:M:309:PRO:CG	2.50	0.41
3:M:308:ASN:HA	3:M:309:PRO:HD2	1.88	0.41
3:M:707:CYS:O	3:M:712:PRO:N	2.52	0.41
3:M:25:ILE:HG23	3:M:29:ASN:HD22	1.85	0.41
3:M:135:TYR:CD2	3:M:191:ARG:HD3	2.55	0.41
3:M:151:ALA:HB1	3:M:152:PRO:HD2	2.01	0.41
3:M:229:LEU:HA	3:M:229:LEU:HD12	1.75	0.41
3:M:335:ASP:O	3:M:338:ILE:HB	2.20	0.41
3:M:445:ILE:HG22	3:M:449:LEU:HD22	2.01	0.41
3:M:797:PHE:CD2	3:M:798:LEU:HD12	2.55	0.41
3:M:826:VAL:O	3:M:828:HIS:N	2.53	0.41
1:B:144:VAL:HG22	1:B:148:VAL:HG13	2.01	0.41
3:M:34:ALA:CA	3:M:778:MET:HG2	2.42	0.41
3:M:136:ASN:C	3:M:138:LYS:H	2.24	0.41
3:M:292:MET:HE1	3:M:309:PRO:CG	2.50	0.41
3:M:308:ASN:HA	3:M:309:PRO:HD2	1.88	0.41
3:M:25:ILE:HG23	3:M:29:ASN:HD22	1.85	0.41
3:M:135:TYR:CD2	3:M:191:ARG:HD3	2.55	0.41
3:M:151:ALA:HB1	3:M:152:PRO:HD2	2.01	0.41
3:M:229:LEU:HA	3:M:229:LEU:HD12	1.75	0.41

Continued on next page...

Continued from previous page...

Atom-1	Atom-2	Interatomic distance (Å)	Clash overlap (Å)
3:M:335:ASP:O	3:M:338:ILE:HB	2.20	0.41
3:M:445:ILE:HG22	3:M:449:LEU:HD22	2.01	0.41
3:M:839:LYS:N	3:M:840:PRO:HD2	2.35	0.41
3:M:136:ASN:C	3:M:138:LYS:H	2.24	0.41
3:M:292:MET:HE1	3:M:309:PRO:CG	2.50	0.41
3:M:308:ASN:HA	3:M:309:PRO:HD2	1.88	0.41
3:M:744:SER:O	3:M:748:LEU:HD12	2.20	0.41
3:M:793:ARG:O	3:M:797:PHE:N	2.39	0.41
3:M:797:PHE:CD2	3:M:798:LEU:HD12	2.55	0.41
3:M:136:ASN:C	3:M:138:LYS:H	2.24	0.41
3:M:292:MET:HE1	3:M:309:PRO:CG	2.50	0.41
3:M:308:ASN:HA	3:M:309:PRO:HD2	1.88	0.41
3:M:25:ILE:HG23	3:M:29:ASN:HD22	1.85	0.41
3:M:135:TYR:CD2	3:M:191:ARG:HD3	2.55	0.41
3:M:151:ALA:HB1	3:M:152:PRO:HD2	2.01	0.41
3:M:229:LEU:HA	3:M:229:LEU:HD12	1.75	0.41
3:M:335:ASP:O	3:M:338:ILE:HB	2.20	0.41
3:M:445:ILE:HG22	3:M:449:LEU:HD22	2.01	0.41
3:M:726:VAL:CG1	3:M:787:ILE:N	2.83	0.41
2:C:93:VAL:HG22	3:M:725:ARG:C	2.41	0.41
3:M:25:ILE:HG23	3:M:29:ASN:HD22	1.85	0.41
3:M:135:TYR:CD2	3:M:191:ARG:HD3	2.55	0.41
3:M:151:ALA:HB1	3:M:152:PRO:HD2	2.01	0.41
3:M:229:LEU:HA	3:M:229:LEU:HD12	1.75	0.41
3:M:335:ASP:O	3:M:338:ILE:HB	2.20	0.41
3:M:445:ILE:HG22	3:M:449:LEU:HD22	2.01	0.41
3:M:723:ARG:CG	3:M:723:ARG:NH1	2.79	0.41
3:M:136:ASN:C	3:M:138:LYS:H	2.24	0.41
3:M:292:MET:HE1	3:M:309:PRO:CG	2.50	0.41
3:M:308:ASN:HA	3:M:309:PRO:HD2	1.88	0.41
1:B:87:LYS:HD2	3:M:829:TRP:CE2	2.30	0.41
1:B:87:LYS:HZ1	3:M:829:TRP:HE1	1.55	0.41
2:C:95:ASP:HB2	2:C:102:VAL:HA	2.02	0.41
3:M:62:VAL:HG12	3:M:63:LYS:N	2.34	0.41
1:B:42:ILE:HB	1:B:80:PHE:CZ	2.55	0.41
1:B:87:LYS:HE3	3:M:829:TRP:CZ2	2.39	0.41
1:B:123:THR:HB	2:C:19:ARG:CG	2.51	0.41
1:B:144:VAL:HG22	1:B:148:VAL:HG13	2.01	0.41
2:C:95:ASP:HB2	2:C:102:VAL:HA	2.02	0.41
3:M:62:VAL:HG12	3:M:63:LYS:N	2.34	0.41
3:M:798:LEU:HD12	3:M:798:LEU:HA	1.36	0.41

Continued on next page...

Continued from previous page...

Atom-1	Atom-2	Interatomic distance (Å)	Clash overlap (Å)
3:M:829:TRP:O	3:M:832:MET:N	2.50	0.41
1:B:118:GLU:HG2	1:B:137:TRP:HZ2	1.83	0.41
3:M:17:LEU:HD12	3:M:17:LEU:HA	1.67	0.41
3:M:129:TYR:HD1	3:M:129:TYR:HA	1.65	0.41
3:M:173:GLN:HG3	3:M:670:HIS:CD2	2.54	0.41
3:M:271:GLU:HG3	3:M:476:GLU:CB	2.48	0.41
3:M:812:SER:O	3:M:816:ILE:HG13	2.21	0.41
1:B:144:VAL:HG22	1:B:148:VAL:HG13	2.01	0.41
3:M:62:VAL:HG12	3:M:63:LYS:N	2.34	0.41
3:M:744:SER:O	3:M:748:LEU:HD12	2.20	0.41
3:M:777:GLU:O	3:M:780:ASP:N	2.53	0.41
2:C:96:LYS:O	3:M:150:GLU:O	2.38	0.41
3:M:62:VAL:HG12	3:M:63:LYS:N	2.34	0.41
3:M:62:VAL:HG12	3:M:63:LYS:N	2.34	0.41
3:M:62:VAL:HG12	3:M:63:LYS:N	2.34	0.41
3:M:812:SER:O	3:M:816:ILE:HG13	2.20	0.41
3:M:25:ILE:HG23	3:M:29:ASN:HD22	1.85	0.41
3:M:332:MET:H	3:M:332:MET:HG2	1.52	0.41
3:M:829:TRP:O	3:M:832:MET:N	2.50	0.41
1:B:42:ILE:HB	1:B:80:PHE:CZ	2.55	0.41
3:M:25:ILE:HG23	3:M:29:ASN:HD22	1.85	0.41
3:M:332:MET:H	3:M:332:MET:HG2	1.52	0.41
1:B:137:TRP:HE3	1:B:144:VAL:HG11	1.82	0.41
3:M:173:GLN:HG3	3:M:670:HIS:CD2	2.54	0.41
3:M:279:LEU:CB	3:M:280:PRO:HD2	2.49	0.41
3:M:442:VAL:O	3:M:445:ILE:HB	2.19	0.41
3:M:730:SER:C	3:M:732:ILE:CB	2.88	0.41
3:M:747:LEU:O	3:M:749:GLY:N	2.52	0.41
3:M:25:ILE:HG23	3:M:29:ASN:HD22	1.85	0.41
3:M:332:MET:H	3:M:332:MET:HG2	1.52	0.41
2:C:108:ARG:CG	2:C:127:MET:SD	3.09	0.41
3:M:332:MET:H	3:M:332:MET:HG2	1.52	0.41
3:M:173:GLN:HG3	3:M:670:HIS:CD2	2.54	0.41
3:M:279:LEU:CB	3:M:280:PRO:HD2	2.49	0.41
3:M:442:VAL:O	3:M:445:ILE:HB	2.19	0.41
3:M:839:LYS:N	3:M:840:PRO:HD2	2.34	0.41
3:M:332:MET:H	3:M:332:MET:HG2	1.52	0.41
1:B:144:VAL:HG22	1:B:148:VAL:HG13	2.01	0.41
3:M:173:GLN:HG3	3:M:670:HIS:CD2	2.54	0.41
3:M:279:LEU:CB	3:M:280:PRO:HD2	2.49	0.41
3:M:442:VAL:O	3:M:445:ILE:HB	2.19	0.41

Continued on next page...

Continued from previous page...

Atom-1	Atom-2	Interatomic distance (Å)	Clash overlap (Å)
3:M:787:ILE:HD13	3:M:787:ILE:HG21	1.67	0.41
3:M:812:SER:O	3:M:816:ILE:HG13	2.21	0.41
3:M:25:ILE:HG23	3:M:29:ASN:HD22	1.85	0.41
3:M:332:MET:H	3:M:332:MET:HG2	1.52	0.41
3:M:787:ILE:HD13	3:M:787:ILE:HG21	1.67	0.41
2:C:95:ASP:HB2	2:C:102:VAL:HA	2.02	0.41
3:M:25:ILE:HG23	3:M:29:ASN:HD22	1.85	0.41
3:M:332:MET:H	3:M:332:MET:HG2	1.52	0.41
3:M:826:VAL:O	3:M:828:HIS:N	2.53	0.41
3:M:173:GLN:HG3	3:M:670:HIS:CD2	2.54	0.41
3:M:279:LEU:CB	3:M:280:PRO:HD2	2.49	0.41
3:M:442:VAL:O	3:M:445:ILE:HB	2.19	0.41
3:M:173:GLN:HG3	3:M:670:HIS:CD2	2.54	0.41
3:M:279:LEU:CB	3:M:280:PRO:HD2	2.49	0.41
3:M:442:VAL:O	3:M:445:ILE:HB	2.19	0.41
2:C:110:VAL:HG12	3:M:787:ILE:HD11	1.95	0.41
3:M:25:ILE:HG23	3:M:29:ASN:HD22	1.85	0.41
3:M:332:MET:H	3:M:332:MET:HG2	1.52	0.41
1:B:118:GLU:HG2	1:B:137:TRP:HZ2	1.83	0.41
3:M:218:LEU:HD23	3:M:222:ILE:HG12	2.01	0.41
3:M:330:GLU:HG2	3:M:330:GLU:H	1.55	0.41
3:M:330:GLU:OE1	3:M:330:GLU:HA	2.20	0.41
3:M:445:ILE:HG22	3:M:449:LEU:HD22	2.01	0.41
3:M:797:PHE:CD2	3:M:798:LEU:HD12	2.55	0.41
3:M:218:LEU:HD23	3:M:222:ILE:HG12	2.01	0.41
3:M:330:GLU:HG2	3:M:330:GLU:H	1.55	0.41
3:M:330:GLU:OE1	3:M:330:GLU:HA	2.20	0.41
3:M:445:ILE:HG22	3:M:449:LEU:HD22	2.01	0.41
3:M:730:SER:C	3:M:732:ILE:CB	2.88	0.41
3:M:60:VAL:O	3:M:72:VAL:N	2.51	0.41
3:M:510:TRP:CE2	3:M:766:PHE:HD2	2.38	0.41
3:M:533:PHE:HD1	3:M:533:PHE:HA	1.78	0.41
3:M:218:LEU:HD23	3:M:222:ILE:HG12	2.01	0.41
3:M:330:GLU:HG2	3:M:330:GLU:H	1.55	0.41
3:M:330:GLU:OE1	3:M:330:GLU:HA	2.20	0.41
3:M:445:ILE:HG22	3:M:449:LEU:HD22	2.01	0.41
3:M:798:LEU:HD12	3:M:798:LEU:HA	1.36	0.41
2:C:97:GLU:HB3	3:M:146:LYS:HZ1	1.81	0.41
2:C:116:GLU:HB3	3:M:795:ARG:HH22	1.83	0.41
2:C:137:ILE:HG13	3:M:11:GLY:HA2	1.91	0.41
3:M:218:LEU:HD23	3:M:222:ILE:HG12	2.01	0.41

Continued on next page...

Continued from previous page...

Atom-1	Atom-2	Interatomic distance (Å)	Clash overlap (Å)
3:M:330:GLU:HG2	3:M:330:GLU:H	1.55	0.41
3:M:330:GLU:OE1	3:M:330:GLU:HA	2.20	0.41
3:M:445:ILE:HG22	3:M:449:LEU:HD22	2.01	0.41
3:M:218:LEU:HD23	3:M:222:ILE:HG12	2.01	0.41
3:M:330:GLU:HG2	3:M:330:GLU:H	1.55	0.41
3:M:330:GLU:OE1	3:M:330:GLU:HA	2.20	0.41
3:M:445:ILE:HG22	3:M:449:LEU:HD22	2.01	0.41
3:M:218:LEU:HD23	3:M:222:ILE:HG12	2.01	0.41
3:M:330:GLU:HG2	3:M:330:GLU:H	1.55	0.41
3:M:330:GLU:OE1	3:M:330:GLU:HA	2.20	0.41
3:M:445:ILE:HG22	3:M:449:LEU:HD22	2.01	0.41
3:M:730:SER:C	3:M:732:ILE:CB	2.88	0.41
3:M:41:VAL:CG1	3:M:42:HIS:N	2.75	0.41
3:M:136:ASN:O	3:M:138:LYS:N	2.54	0.41
3:M:193:ILE:CD1	3:M:250:ILE:HD13	2.51	0.41
3:M:218:LEU:HD23	3:M:222:ILE:HG12	2.01	0.41
3:M:406:VAL:O	3:M:412:PHE:HA	2.20	0.41
3:M:462:LEU:HD11	3:M:464:ILE:CD1	2.50	0.41
3:M:730:SER:C	3:M:732:ILE:CB	2.88	0.41
3:M:826:VAL:O	3:M:828:HIS:N	2.53	0.41
1:B:101:PHE:HE2	3:M:816:ILE:CD1	2.17	0.41
3:M:41:VAL:CG1	3:M:42:HIS:N	2.75	0.41
3:M:136:ASN:O	3:M:138:LYS:N	2.54	0.41
3:M:193:ILE:CD1	3:M:250:ILE:HD13	2.51	0.41
3:M:218:LEU:HD23	3:M:222:ILE:HG12	2.01	0.41
3:M:406:VAL:O	3:M:412:PHE:HA	2.20	0.41
3:M:462:LEU:HD11	3:M:464:ILE:CD1	2.50	0.41
3:M:787:ILE:HG21	3:M:787:ILE:HD13	1.67	0.41
2:C:60:ALA:O	2:C:67:GLU:HB3	2.21	0.41
3:M:330:GLU:OE1	3:M:330:GLU:HA	2.20	0.41
3:M:528:LYS:HB3	3:M:529:PRO:HD2	2.03	0.41
3:M:797:PHE:CD2	3:M:798:LEU:HD12	2.55	0.41
2:C:95:ASP:HB2	2:C:102:VAL:HA	2.02	0.41
3:M:41:VAL:CG1	3:M:42:HIS:N	2.75	0.41
3:M:136:ASN:O	3:M:138:LYS:N	2.54	0.41
3:M:193:ILE:CD1	3:M:250:ILE:HD13	2.51	0.41
3:M:218:LEU:HD23	3:M:222:ILE:HG12	2.01	0.41
3:M:406:VAL:O	3:M:412:PHE:HA	2.20	0.41
3:M:462:LEU:HD11	3:M:464:ILE:CD1	2.50	0.41
3:M:730:SER:C	3:M:732:ILE:CB	2.88	0.41
3:M:842:LEU:N	3:M:842:LEU:CD1	2.82	0.41

Continued on next page...

Continued from previous page...

Atom-1	Atom-2	Interatomic distance (Å)	Clash overlap (Å)
1:B:144:VAL:HG22	1:B:148:VAL:HG13	2.01	0.41
3:M:41:VAL:CG1	3:M:42:HIS:N	2.75	0.41
3:M:136:ASN:O	3:M:138:LYS:N	2.54	0.41
3:M:193:ILE:CD1	3:M:250:ILE:HD13	2.51	0.41
3:M:218:LEU:HD23	3:M:222:ILE:HG12	2.01	0.41
3:M:406:VAL:O	3:M:412:PHE:HA	2.20	0.41
3:M:462:LEU:HD11	3:M:464:ILE:CD1	2.50	0.41
3:M:330:GLU:OE1	3:M:330:GLU:HA	2.20	0.41
3:M:528:LYS:HB3	3:M:529:PRO:HD2	2.03	0.41
3:M:772:LEU:HD12	3:M:772:LEU:HA	1.82	0.41
3:M:783:LEU:N	3:M:783:LEU:CD1	2.78	0.41
3:M:31:PRO:HB3	3:M:785:GLU:HG2	2.03	0.41
3:M:41:VAL:CG1	3:M:42:HIS:N	2.75	0.41
3:M:94:MET:CB	3:M:772:LEU:CD2	1.78	0.41
3:M:136:ASN:O	3:M:138:LYS:N	2.54	0.41
3:M:193:ILE:CD1	3:M:250:ILE:HD13	2.51	0.41
3:M:218:LEU:HD23	3:M:222:ILE:HG12	2.01	0.41
3:M:406:VAL:O	3:M:412:PHE:HA	2.20	0.41
3:M:462:LEU:HD11	3:M:464:ILE:CD1	2.50	0.41
3:M:330:GLU:OE1	3:M:330:GLU:HA	2.20	0.41
3:M:528:LYS:HB3	3:M:529:PRO:HD2	2.03	0.41
3:M:730:SER:C	3:M:732:ILE:CB	2.88	0.41
2:C:108:ARG:CG	2:C:127:MET:SD	3.09	0.41
3:M:41:VAL:CG1	3:M:42:HIS:N	2.75	0.41
3:M:136:ASN:O	3:M:138:LYS:N	2.54	0.41
3:M:193:ILE:CD1	3:M:250:ILE:HD13	2.51	0.41
3:M:218:LEU:HD23	3:M:222:ILE:HG12	2.01	0.41
3:M:406:VAL:O	3:M:412:PHE:HA	2.20	0.41
3:M:462:LEU:HD11	3:M:464:ILE:CD1	2.50	0.41
3:M:812:SER:O	3:M:816:ILE:HG13	2.20	0.41
3:M:826:VAL:O	3:M:828:HIS:N	2.53	0.41
3:M:41:VAL:CG1	3:M:42:HIS:N	2.75	0.41
3:M:136:ASN:O	3:M:138:LYS:N	2.54	0.41
3:M:193:ILE:CD1	3:M:250:ILE:HD13	2.51	0.41
3:M:218:LEU:HD23	3:M:222:ILE:HG12	2.01	0.41
3:M:406:VAL:O	3:M:412:PHE:HA	2.20	0.41
3:M:462:LEU:HD11	3:M:464:ILE:CD1	2.50	0.41
3:M:730:SER:C	3:M:732:ILE:CB	2.88	0.41
3:M:330:GLU:OE1	3:M:330:GLU:HA	2.20	0.41
3:M:528:LYS:HB3	3:M:529:PRO:HD2	2.03	0.41
3:M:747:LEU:O	3:M:749:GLY:N	2.52	0.41

Continued on next page...

Continued from previous page...

Atom-1	Atom-2	Interatomic distance (Å)	Clash overlap (Å)
3:M:330:GLU:OE1	3:M:330:GLU:HA	2.20	0.41
3:M:528:LYS:HB3	3:M:529:PRO:HD2	2.03	0.41
2:C:93:VAL:HG21	3:M:726:VAL:HG23	1.98	0.41
3:M:41:VAL:CG1	3:M:42:HIS:N	2.75	0.41
3:M:136:ASN:O	3:M:138:LYS:N	2.54	0.41
3:M:193:ILE:CD1	3:M:250:ILE:HD13	2.51	0.41
3:M:218:LEU:HD23	3:M:222:ILE:HG12	2.01	0.41
3:M:406:VAL:O	3:M:412:PHE:HA	2.20	0.41
3:M:462:LEU:HD11	3:M:464:ILE:CD1	2.50	0.41
3:M:730:SER:C	3:M:732:ILE:CB	2.88	0.41
2:C:139:TYR:O	3:M:732:ILE:O	2.39	0.41
3:M:155:ILE:HG22	3:M:156:PHE:N	2.33	0.41
3:M:251:ARG:HH11	3:M:251:ARG:HD3	1.71	0.41
3:M:155:ILE:HG22	3:M:156:PHE:N	2.33	0.41
3:M:251:ARG:HH11	3:M:251:ARG:HD3	1.71	0.41
2:C:116:GLU:HB3	3:M:795:ARG:HH22	1.83	0.41
3:M:174:SER:HA	3:M:460:GLY:O	2.19	0.41
2:C:108:ARG:CG	2:C:127:MET:SD	3.08	0.41
3:M:155:ILE:HG22	3:M:156:PHE:N	2.33	0.41
3:M:251:ARG:HH11	3:M:251:ARG:HD3	1.71	0.41
3:M:730:SER:C	3:M:732:ILE:CB	2.88	0.41
3:M:812:SER:O	3:M:816:ILE:HG13	2.20	0.41
2:C:108:ARG:CG	2:C:127:MET:SD	3.08	0.41
3:M:25:ILE:C	3:M:781:ASP:C	2.76	0.41
3:M:25:ILE:CA	3:M:781:ASP:C	2.88	0.41
3:M:155:ILE:HG22	3:M:156:PHE:N	2.33	0.41
3:M:251:ARG:HH11	3:M:251:ARG:HD3	1.71	0.41
3:M:724:TYR:HD1	3:M:727:LEU:CD1	2.29	0.41
3:M:155:ILE:HG22	3:M:156:PHE:N	2.33	0.41
3:M:251:ARG:HH11	3:M:251:ARG:HD3	1.71	0.41
1:B:124:GLN:HE21	2:C:16:LEU:C	2.24	0.41
3:M:155:ILE:HG22	3:M:156:PHE:N	2.33	0.41
3:M:251:ARG:HH11	3:M:251:ARG:HD3	1.71	0.41
3:M:797:PHE:CD2	3:M:798:LEU:HD12	2.55	0.41
2:C:60:ALA:O	2:C:67:GLU:HB3	2.21	0.41
3:M:265:ILE:C	3:M:446:ASN:HD21	2.24	0.41
3:M:320:ILE:O	3:M:320:ILE:CG2	2.68	0.41
3:M:445:ILE:HG22	3:M:449:LEU:HD22	2.01	0.41
3:M:578:HIS:CD2	3:M:578:HIS:N	2.88	0.41
3:M:717:TYR:OH	3:M:760:PHE:HB3	2.21	0.41
3:M:744:SER:O	3:M:748:LEU:HD12	2.20	0.41

Continued on next page...

Continued from previous page...

Atom-1	Atom-2	Interatomic distance (Å)	Clash overlap (Å)
3:M:842:LEU:N	3:M:842:LEU:CD1	2.83	0.41
3:M:265:ILE:C	3:M:446:ASN:HD21	2.24	0.41
3:M:320:ILE:O	3:M:320:ILE:CG2	2.68	0.41
3:M:445:ILE:HG22	3:M:449:LEU:HD22	2.01	0.41
3:M:578:HIS:CD2	3:M:578:HIS:N	2.88	0.41
1:B:114:LYS:HB3	1:B:114:LYS:HE3	1.94	0.41
3:M:193:ILE:CD1	3:M:250:ILE:HD13	2.51	0.41
3:M:226:ASN:HB2	3:M:227:PRO:CD	2.47	0.41
3:M:384:ASP:HA	3:M:394:SER:OG	2.21	0.41
3:M:265:ILE:C	3:M:446:ASN:HD21	2.24	0.41
3:M:320:ILE:O	3:M:320:ILE:CG2	2.68	0.41
3:M:445:ILE:HG22	3:M:449:LEU:HD22	2.01	0.41
3:M:578:HIS:CD2	3:M:578:HIS:N	2.88	0.41
3:M:717:TYR:OH	3:M:760:PHE:HB3	2.21	0.41
3:M:744:SER:O	3:M:748:LEU:HD12	2.20	0.41
1:B:123:THR:HB	2:C:19:ARG:CG	2.51	0.41
3:M:265:ILE:C	3:M:446:ASN:HD21	2.24	0.41
3:M:320:ILE:O	3:M:320:ILE:CG2	2.68	0.41
3:M:445:ILE:HG22	3:M:449:LEU:HD22	2.01	0.41
3:M:578:HIS:CD2	3:M:578:HIS:N	2.88	0.41
3:M:707:CYS:SG	3:M:712:PRO:HA	2.61	0.41
3:M:193:ILE:CD1	3:M:250:ILE:HD13	2.51	0.41
3:M:226:ASN:HB2	3:M:227:PRO:CD	2.47	0.41
3:M:384:ASP:HA	3:M:394:SER:OG	2.21	0.41
3:M:25:ILE:HG23	3:M:29:ASN:HD22	1.85	0.41
3:M:28:GLN:CB	3:M:723:ARG:C	2.89	0.41
3:M:80:MET:HG3	3:M:776:GLU:HB3	2.03	0.41
3:M:82:PRO:HB3	3:M:727:LEU:CD1	2.43	0.41
3:M:265:ILE:C	3:M:446:ASN:HD21	2.24	0.41
3:M:320:ILE:O	3:M:320:ILE:CG2	2.68	0.41
3:M:445:ILE:HG22	3:M:449:LEU:HD22	2.01	0.41
3:M:578:HIS:CD2	3:M:578:HIS:N	2.88	0.41
2:C:25:ILE:HG21	2:C:33:ILE:HD12	2.01	0.41
3:M:193:ILE:CD1	3:M:250:ILE:HD13	2.51	0.41
3:M:226:ASN:HB2	3:M:227:PRO:CD	2.47	0.41
3:M:384:ASP:HA	3:M:394:SER:OG	2.21	0.41
3:M:265:ILE:C	3:M:446:ASN:HD21	2.24	0.41
3:M:320:ILE:O	3:M:320:ILE:CG2	2.68	0.41
3:M:445:ILE:HG22	3:M:449:LEU:HD22	2.01	0.41
3:M:578:HIS:CD2	3:M:578:HIS:N	2.88	0.41
3:M:265:ILE:C	3:M:446:ASN:HD21	2.24	0.41

Continued on next page...

Continued from previous page...

Atom-1	Atom-2	Interatomic distance (Å)	Clash overlap (Å)
3:M:320:ILE:O	3:M:320:ILE:CG2	2.68	0.41
3:M:445:ILE:HG22	3:M:449:LEU:HD22	2.01	0.41
3:M:578:HIS:CD2	3:M:578:HIS:N	2.88	0.41
3:M:717:TYR:OH	3:M:760:PHE:HB3	2.21	0.41
3:M:744:SER:O	3:M:748:LEU:HD12	2.20	0.41
3:M:812:SER:O	3:M:816:ILE:HG13	2.20	0.41
3:M:193:ILE:CD1	3:M:250:ILE:HD13	2.51	0.41
3:M:226:ASN:HB2	3:M:227:PRO:CD	2.47	0.41
3:M:384:ASP:HA	3:M:394:SER:OG	2.21	0.41
3:M:193:ILE:CD1	3:M:250:ILE:HD13	2.51	0.41
3:M:226:ASN:HB2	3:M:227:PRO:CD	2.47	0.41
3:M:384:ASP:HA	3:M:394:SER:OG	2.21	0.41
1:B:144:VAL:HG22	1:B:148:VAL:HG13	2.01	0.41
2:C:95:ASP:HB2	2:C:102:VAL:HA	2.02	0.41
2:C:96:LYS:CD	3:M:721:LYS:CG	2.43	0.41
3:M:265:ILE:C	3:M:446:ASN:HD21	2.24	0.41
3:M:320:ILE:O	3:M:320:ILE:CG2	2.68	0.41
3:M:445:ILE:HG22	3:M:449:LEU:HD22	2.01	0.41
3:M:578:HIS:CD2	3:M:578:HIS:N	2.88	0.41
3:M:717:TYR:OH	3:M:760:PHE:HB3	2.21	0.41
3:M:744:SER:O	3:M:748:LEU:HD12	2.20	0.41
2:C:108:ARG:CG	2:C:127:MET:SD	3.08	0.41
3:M:193:ILE:HD11	3:M:250:ILE:HD12	2.03	0.41
3:M:270:LEU:CG	3:M:285:TYR:CE1	2.81	0.41
3:M:778:MET:SD	3:M:782:LYS:CE	3.07	0.41
1:B:128:PHE:CG	3:M:817:GLN:HG2	2.56	0.41
3:M:193:ILE:HD11	3:M:250:ILE:HD12	2.03	0.41
3:M:270:LEU:CG	3:M:285:TYR:CE1	2.81	0.41
3:M:25:ILE:HG23	3:M:29:ASN:HD22	1.85	0.41
3:M:136:ASN:C	3:M:138:LYS:H	2.24	0.41
3:M:218:LEU:O	3:M:222:ILE:HG12	2.19	0.41
3:M:308:ASN:HA	3:M:309:PRO:HD2	1.88	0.41
3:M:690:LEU:O	3:M:694:GLN:HG3	2.20	0.41
3:M:797:PHE:CD2	3:M:798:LEU:HD12	2.55	0.41
2:C:93:VAL:CB	3:M:722:GLN:O	2.67	0.41
3:M:193:ILE:HD11	3:M:250:ILE:HD12	2.03	0.41
3:M:270:LEU:CG	3:M:285:TYR:CE1	2.81	0.41
3:M:797:PHE:CD2	3:M:798:LEU:HD12	2.55	0.41
2:C:60:ALA:O	2:C:67:GLU:HB3	2.21	0.41
3:M:193:ILE:HD11	3:M:250:ILE:HD12	2.03	0.41
3:M:270:LEU:CG	3:M:285:TYR:CE1	2.81	0.41

Continued on next page...

Continued from previous page...

Atom-1	Atom-2	Interatomic distance (Å)	Clash overlap (Å)
1:B:80:PHE:HB3	1:B:84:PHE:CE1	2.56	0.41
3:M:193:ILE:HD11	3:M:250:ILE:HD12	2.03	0.41
3:M:270:LEU:CG	3:M:285:TYR:CE1	2.81	0.41
2:C:95:ASP:HB2	2:C:102:VAL:HA	2.02	0.41
3:M:193:ILE:HD11	3:M:250:ILE:HD12	2.03	0.41
3:M:270:LEU:CG	3:M:285:TYR:CE1	2.81	0.41
3:M:193:ILE:HD11	3:M:250:ILE:HD12	2.03	0.41
3:M:797:PHE:CD2	3:M:798:LEU:HD12	2.55	0.41
2:C:60:ALA:O	2:C:67:GLU:HB3	2.21	0.41
3:M:193:ILE:HD11	3:M:250:ILE:HD12	2.03	0.41
3:M:709:LYS:O	3:M:768:LYS:NZ	2.39	0.41
3:M:717:TYR:OH	3:M:760:PHE:HB3	2.21	0.41
1:B:128:PHE:CG	3:M:817:GLN:HG2	2.56	0.41
3:M:136:ASN:O	3:M:138:LYS:N	2.54	0.41
3:M:136:ASN:C	3:M:138:LYS:H	2.24	0.41
3:M:744:SER:O	3:M:748:LEU:HD12	2.20	0.41
2:C:109:HIS:CD2	3:M:26:GLU:N	2.88	0.41
3:M:193:ILE:HD11	3:M:250:ILE:HD12	2.03	0.41
3:M:193:ILE:HD11	3:M:250:ILE:HD12	2.03	0.41
2:C:108:ARG:CG	2:C:127:MET:SD	3.08	0.41
3:M:136:ASN:O	3:M:138:LYS:N	2.54	0.41
3:M:136:ASN:C	3:M:138:LYS:H	2.24	0.41
3:M:717:TYR:OH	3:M:760:PHE:HB3	2.21	0.41
1:B:128:PHE:CG	3:M:817:GLN:HG2	2.56	0.41
3:M:27:ALA:HB1	3:M:779:ARG:HH22	1.86	0.41
3:M:193:ILE:HD11	3:M:250:ILE:HD12	2.03	0.41
3:M:797:PHE:CD2	3:M:798:LEU:HD12	2.55	0.41
3:M:136:ASN:O	3:M:138:LYS:N	2.54	0.41
3:M:136:ASN:C	3:M:138:LYS:H	2.24	0.41
3:M:509:GLU:OE1	3:M:761:GLY:HA3	2.03	0.41
3:M:193:ILE:HD11	3:M:250:ILE:HD12	2.03	0.41
3:M:506:GLU:HB3	3:M:764:LYS:HE3	0.83	0.41
2:C:60:ALA:O	2:C:67:GLU:HB3	2.21	0.41
3:M:193:ILE:HD11	3:M:250:ILE:HD12	2.03	0.41
1:B:123:THR:HB	2:C:19:ARG:CG	2.51	0.41
3:M:136:ASN:O	3:M:138:LYS:N	2.54	0.41
3:M:136:ASN:C	3:M:138:LYS:H	2.24	0.41
3:M:726:VAL:HG13	3:M:787:ILE:N	2.36	0.41
1:B:80:PHE:HB3	1:B:84:PHE:CE1	2.56	0.41
2:C:95:ASP:HB2	2:C:102:VAL:HA	2.02	0.41
3:M:136:ASN:O	3:M:138:LYS:N	2.54	0.41

Continued on next page...

Continued from previous page...

Atom-1	Atom-2	Interatomic distance (Å)	Clash overlap (Å)
3:M:136:ASN:C	3:M:138:LYS:H	2.24	0.41
3:M:812:SER:O	3:M:816:ILE:HG13	2.21	0.41
2:C:92:ARG:NH1	3:M:736:GLN:HE21	2.16	0.41
3:M:193:ILE:HD11	3:M:250:ILE:HD12	2.03	0.41
1:B:123:THR:HB	2:C:19:ARG:CG	2.51	0.41
3:M:56:GLU:HB2	3:M:59:LYS:CB	2.30	0.41
3:M:136:ASN:C	3:M:138:LYS:H	2.24	0.41
3:M:308:ASN:HA	3:M:309:PRO:HD2	1.88	0.41
3:M:578:HIS:CD2	3:M:578:HIS:N	2.89	0.41
3:M:730:SER:C	3:M:732:ILE:CB	2.88	0.41
3:M:787:ILE:HD13	3:M:787:ILE:HG21	1.67	0.41
3:M:56:GLU:HB2	3:M:59:LYS:CB	2.30	0.41
3:M:136:ASN:C	3:M:138:LYS:H	2.24	0.41
3:M:308:ASN:HA	3:M:309:PRO:HD2	1.88	0.41
3:M:578:HIS:CD2	3:M:578:HIS:N	2.89	0.41
1:B:80:PHE:HB3	1:B:84:PHE:CE1	2.56	0.41
3:M:62:VAL:O	3:M:69:THR:HA	2.20	0.41
3:M:273:SER:HG	3:M:598:LYS:HD3	1.72	0.41
3:M:445:ILE:HG22	3:M:449:LEU:HD22	2.01	0.41
3:M:657:LEU:HD12	3:M:657:LEU:O	2.21	0.41
3:M:56:GLU:HB2	3:M:59:LYS:CB	2.30	0.41
3:M:136:ASN:C	3:M:138:LYS:H	2.24	0.41
3:M:308:ASN:HA	3:M:309:PRO:HD2	1.88	0.41
3:M:578:HIS:CD2	3:M:578:HIS:N	2.89	0.41
1:B:101:PHE:CD2	3:M:816:ILE:HD12	2.47	0.41
1:B:128:PHE:CG	3:M:817:GLN:HG2	2.56	0.41
1:B:144:VAL:HG22	1:B:148:VAL:HG13	2.01	0.41
2:C:30:VAL:HG22	2:C:61:LYS:HE3	2.01	0.41
2:C:93:VAL:HB	3:M:24:ARG:HH22	1.81	0.41
3:M:56:GLU:HB2	3:M:59:LYS:CB	2.30	0.41
3:M:136:ASN:C	3:M:138:LYS:H	2.24	0.41
3:M:308:ASN:HA	3:M:309:PRO:HD2	1.88	0.41
3:M:499:GLU:OE1	3:M:766:PHE:CD2	2.62	0.41
3:M:578:HIS:CD2	3:M:578:HIS:N	2.89	0.41
1:B:106:PRO:HB2	2:C:128:LYS:HE2	2.03	0.41
3:M:56:GLU:HB2	3:M:59:LYS:CB	2.30	0.41
3:M:136:ASN:C	3:M:138:LYS:H	2.24	0.41
3:M:308:ASN:HA	3:M:309:PRO:HD2	1.88	0.41
3:M:578:HIS:CD2	3:M:578:HIS:N	2.89	0.41
3:M:842:LEU:N	3:M:842:LEU:CD1	2.83	0.41
1:B:80:PHE:HB3	1:B:84:PHE:CE1	2.56	0.41

Continued on next page...

Continued from previous page...

Atom-1	Atom-2	Interatomic distance (Å)	Clash overlap (Å)
2:C:93:VAL:CG2	3:M:726:VAL:H	2.30	0.41
3:M:56:GLU:HB2	3:M:59:LYS:CB	2.30	0.41
3:M:136:ASN:C	3:M:138:LYS:H	2.24	0.41
3:M:308:ASN:HA	3:M:309:PRO:HD2	1.88	0.41
3:M:578:HIS:CD2	3:M:578:HIS:N	2.89	0.41
2:C:108:ARG:CG	2:C:127:MET:SD	3.09	0.41
3:M:166:MET:CE	3:M:254:PHE:CD2	3.00	0.41
3:M:271:GLU:HG3	3:M:476:GLU:HB3	2.03	0.41
3:M:322:VAL:HB	3:M:325:ILE:HD12	2.02	0.41
3:M:812:SER:O	3:M:816:ILE:HG13	2.21	0.41
3:M:166:MET:CE	3:M:254:PHE:CD2	3.00	0.41
3:M:271:GLU:HG3	3:M:476:GLU:HB3	2.03	0.41
3:M:322:VAL:HB	3:M:325:ILE:HD12	2.02	0.41
1:B:80:PHE:HB3	1:B:84:PHE:CE1	2.56	0.41
2:C:108:ARG:CG	2:C:127:MET:SD	3.08	0.41
3:M:11:GLY:O	3:M:14:ALA:HB3	2.20	0.41
3:M:193:ILE:HD11	3:M:250:ILE:HD12	2.03	0.41
3:M:271:GLU:HG3	3:M:476:GLU:HB3	2.03	0.41
3:M:717:TYR:OH	3:M:760:PHE:HB3	2.21	0.41
3:M:812:SER:O	3:M:816:ILE:HG13	2.21	0.41
2:C:108:ARG:CG	2:C:127:MET:SD	3.09	0.41
3:M:166:MET:CE	3:M:254:PHE:CD2	3.00	0.41
3:M:271:GLU:HG3	3:M:476:GLU:HB3	2.03	0.41
3:M:322:VAL:HB	3:M:325:ILE:HD12	2.02	0.41
3:M:810:ARG:HG2	3:M:810:ARG:NH1	2.29	0.41
2:C:110:VAL:HG12	3:M:787:ILE:HD11	1.95	0.41
3:M:166:MET:CE	3:M:254:PHE:CD2	3.00	0.41
3:M:271:GLU:HG3	3:M:476:GLU:HB3	2.03	0.41
3:M:322:VAL:HB	3:M:325:ILE:HD12	2.02	0.41
1:B:80:PHE:HB3	1:B:84:PHE:CE1	2.56	0.41
2:C:116:GLU:HB3	3:M:795:ARG:HH22	1.83	0.41
3:M:11:GLY:O	3:M:14:ALA:HB3	2.20	0.41
3:M:193:ILE:HD11	3:M:250:ILE:HD12	2.03	0.41
3:M:271:GLU:HG3	3:M:476:GLU:HB3	2.03	0.41
3:M:166:MET:CE	3:M:254:PHE:CD2	3.00	0.41
3:M:271:GLU:HG3	3:M:476:GLU:HB3	2.03	0.41
3:M:322:VAL:HB	3:M:325:ILE:HD12	2.02	0.41
2:C:60:ALA:O	2:C:67:GLU:HB3	2.21	0.41
2:C:110:VAL:HG12	3:M:787:ILE:HD11	1.95	0.41
3:M:11:GLY:O	3:M:14:ALA:HB3	2.20	0.41
3:M:193:ILE:HD11	3:M:250:ILE:HD12	2.03	0.41

Continued on next page...

Continued from previous page...

Atom-1	Atom-2	Interatomic distance (Å)	Clash overlap (Å)
3:M:271:GLU:HG3	3:M:476:GLU:HB3	2.03	0.41
3:M:509:GLU:CD	3:M:760:PHE:O	2.59	0.41
3:M:772:LEU:HA	3:M:772:LEU:HD12	1.83	0.41
3:M:166:MET:CE	3:M:254:PHE:CD2	3.00	0.41
3:M:271:GLU:HG3	3:M:476:GLU:HB3	2.03	0.41
3:M:322:VAL:HB	3:M:325:ILE:HD12	2.02	0.41
1:B:80:PHE:HB3	1:B:84:PHE:CE1	2.56	0.41
3:M:166:MET:CE	3:M:254:PHE:CD2	3.00	0.41
3:M:271:GLU:HG3	3:M:476:GLU:HB3	2.03	0.41
3:M:322:VAL:HB	3:M:325:ILE:HD12	2.02	0.41
1:B:80:PHE:HB3	1:B:84:PHE:CE1	2.56	0.41
3:M:11:GLY:O	3:M:14:ALA:HB3	2.20	0.41
3:M:193:ILE:HD11	3:M:250:ILE:HD12	2.03	0.41
3:M:271:GLU:HG3	3:M:476:GLU:HB3	2.03	0.41
3:M:11:GLY:O	3:M:14:ALA:HB3	2.20	0.41
3:M:193:ILE:HD11	3:M:250:ILE:HD12	2.03	0.41
3:M:271:GLU:HG3	3:M:476:GLU:HB3	2.03	0.41
2:C:60:ALA:O	2:C:67:GLU:HB3	2.21	0.41
3:M:166:MET:CE	3:M:254:PHE:CD2	3.00	0.41
3:M:271:GLU:HG3	3:M:476:GLU:HB3	2.03	0.41
3:M:322:VAL:HB	3:M:325:ILE:HD12	2.02	0.41
3:M:797:PHE:CD2	3:M:798:LEU:HD12	2.55	0.41
2:C:93:VAL:CG1	3:M:724:TYR:CB	0.78	0.41
3:M:136:ASN:O	3:M:138:LYS:N	2.54	0.41
3:M:141:LEU:HD12	3:M:141:LEU:N	2.32	0.41
3:M:717:TYR:OH	3:M:760:PHE:HB3	2.21	0.41
3:M:744:SER:O	3:M:748:LEU:HD12	2.20	0.41
3:M:774:LEU:HD23	3:M:778:MET:HE3	2.02	0.41
3:M:136:ASN:O	3:M:138:LYS:N	2.54	0.41
3:M:141:LEU:HD12	3:M:141:LEU:N	2.32	0.41
3:M:717:TYR:OH	3:M:760:PHE:HB3	2.21	0.41
3:M:812:SER:O	3:M:816:ILE:HG13	2.20	0.41
1:B:42:ILE:HB	1:B:80:PHE:CZ	2.55	0.41
1:B:115:SER:N	1:B:118:GLU:HG3	2.36	0.41
2:C:60:ALA:O	2:C:67:GLU:HB3	2.21	0.41
3:M:193:ILE:CD1	3:M:250:ILE:HD13	2.51	0.41
3:M:218:LEU:HD23	3:M:222:ILE:HG12	2.01	0.41
3:M:264:ASP:HA	3:M:446:ASN:HB3	2.01	0.41
3:M:485:GLU:OE2	3:M:584:TYR:N	2.50	0.41
3:M:744:SER:O	3:M:748:LEU:HD12	2.20	0.41
3:M:136:ASN:O	3:M:138:LYS:N	2.54	0.41

Continued on next page...

Continued from previous page...

Atom-1	Atom-2	Interatomic distance (Å)	Clash overlap (Å)
3:M:141:LEU:HD12	3:M:141:LEU:N	2.32	0.41
3:M:717:TYR:OH	3:M:760:PHE:HB3	2.21	0.41
1:B:80:PHE:HB3	1:B:84:PHE:CE1	2.56	0.41
3:M:136:ASN:O	3:M:138:LYS:N	2.54	0.41
3:M:141:LEU:HD12	3:M:141:LEU:N	2.32	0.41
3:M:753:VAL:O	3:M:755:HIS:ND1	2.54	0.41
3:M:797:PHE:CD2	3:M:798:LEU:HD12	2.55	0.41
2:C:60:ALA:O	2:C:67:GLU:HB3	2.21	0.41
3:M:136:ASN:O	3:M:138:LYS:N	2.54	0.41
3:M:141:LEU:HD12	3:M:141:LEU:N	2.32	0.41
3:M:797:PHE:CD2	3:M:798:LEU:HD12	2.55	0.41
2:C:108:ARG:CG	2:C:127:MET:SD	3.08	0.41
3:M:136:ASN:O	3:M:138:LYS:N	2.54	0.41
3:M:141:LEU:HD12	3:M:141:LEU:N	2.32	0.41
3:M:717:TYR:OH	3:M:760:PHE:HB3	2.21	0.41
3:M:62:VAL:HG12	3:M:63:LYS:N	2.34	0.41
3:M:829:TRP:HA	3:M:830:PRO:HD2	1.86	0.41
3:M:62:VAL:HG12	3:M:63:LYS:N	2.34	0.41
3:M:812:SER:O	3:M:816:ILE:HG13	2.20	0.41
2:C:116:GLU:HB3	3:M:795:ARG:HH22	1.83	0.41
3:M:264:ASP:HA	3:M:446:ASN:HB3	2.01	0.41
3:M:265:ILE:C	3:M:446:ASN:ND2	2.68	0.41
3:M:295:LYS:HG2	3:M:332:MET:HE2	2.02	0.41
3:M:485:GLU:OE2	3:M:584:TYR:N	2.50	0.41
1:B:101:PHE:HE2	3:M:816:ILE:CD1	2.17	0.41
3:M:62:VAL:HG12	3:M:63:LYS:N	2.34	0.41
3:M:62:VAL:HG12	3:M:63:LYS:N	2.34	0.41
3:M:84:LYS:NZ	3:M:775:LEU:CG	2.83	0.41
1:B:123:THR:HB	2:C:19:ARG:CG	2.51	0.41
3:M:264:ASP:HA	3:M:446:ASN:HB3	2.01	0.41
3:M:265:ILE:C	3:M:446:ASN:ND2	2.68	0.41
3:M:295:LYS:HG2	3:M:332:MET:HE2	2.02	0.41
3:M:485:GLU:OE2	3:M:584:TYR:N	2.50	0.41
1:B:115:SER:N	1:B:118:GLU:HG3	2.36	0.41
2:C:60:ALA:O	2:C:67:GLU:HB3	2.21	0.41
3:M:62:VAL:HG12	3:M:63:LYS:N	2.34	0.41
3:M:804:ARG:C	3:M:808:GLU:N	2.58	0.41
3:M:264:ASP:HA	3:M:446:ASN:HB3	2.01	0.41
3:M:265:ILE:C	3:M:446:ASN:ND2	2.68	0.41
3:M:295:LYS:HG2	3:M:332:MET:HE2	2.02	0.41
3:M:485:GLU:OE2	3:M:584:TYR:N	2.50	0.41

Continued on next page...

Continued from previous page...

Atom-1	Atom-2	Interatomic distance (Å)	Clash overlap (Å)
1:B:80:PHE:HB3	1:B:84:PHE:CE1	2.56	0.41
1:B:128:PHE:CZ	3:M:817:GLN:CB	3.04	0.41
3:M:62:VAL:HG12	3:M:63:LYS:N	2.34	0.41
3:M:798:LEU:HD12	3:M:798:LEU:HA	1.36	0.41
3:M:62:VAL:HG12	3:M:63:LYS:N	2.34	0.41
3:M:787:ILE:HD13	3:M:787:ILE:HG21	1.67	0.41
3:M:264:ASP:HA	3:M:446:ASN:HB3	2.01	0.41
3:M:265:ILE:C	3:M:446:ASN:ND2	2.68	0.41
3:M:295:LYS:HG2	3:M:332:MET:HE2	2.02	0.41
3:M:485:GLU:OE2	3:M:584:TYR:N	2.50	0.41
1:B:115:SER:N	1:B:118:GLU:HG3	2.36	0.41
2:C:108:ARG:CG	2:C:127:MET:SD	3.09	0.41
3:M:264:ASP:HA	3:M:446:ASN:HB3	2.01	0.41
3:M:265:ILE:C	3:M:446:ASN:ND2	2.68	0.41
3:M:295:LYS:HG2	3:M:332:MET:HE2	2.02	0.41
3:M:485:GLU:OE2	3:M:584:TYR:N	2.50	0.41
3:M:797:PHE:CD2	3:M:798:LEU:HD12	2.55	0.41
3:M:62:VAL:HG12	3:M:63:LYS:N	2.34	0.41
3:M:812:SER:O	3:M:816:ILE:HG13	2.20	0.41
1:B:128:PHE:CZ	3:M:817:GLN:CB	3.04	0.41
3:M:195:TYR:CE2	3:M:199:ILE:HD13	2.55	0.41
3:M:322:VAL:HA	3:M:323:PRO:HD3	1.87	0.41
3:M:322:VAL:HG12	3:M:325:ILE:HG13	2.03	0.41
3:M:401:LEU:HD12	3:M:401:LEU:HA	1.98	0.41
3:M:421:GLN:CG	3:M:543:PRO:C	2.49	0.41
3:M:493:HIS:O	3:M:496:PHE:N	2.54	0.41
3:M:533:PHE:O	3:M:537:GLU:N	2.49	0.41
3:M:690:LEU:O	3:M:694:GLN:HG3	2.20	0.41
3:M:724:TYR:HD1	3:M:727:LEU:CD1	2.29	0.41
2:C:60:ALA:HA	2:C:67:GLU:CD	2.42	0.41
3:M:195:TYR:CE2	3:M:199:ILE:HD13	2.55	0.41
3:M:322:VAL:HA	3:M:323:PRO:HD3	1.87	0.41
3:M:322:VAL:HG12	3:M:325:ILE:HG13	2.03	0.41
3:M:401:LEU:HD12	3:M:401:LEU:HA	1.98	0.41
3:M:421:GLN:CG	3:M:543:PRO:C	2.49	0.41
3:M:493:HIS:O	3:M:496:PHE:N	2.54	0.41
3:M:533:PHE:O	3:M:537:GLU:N	2.49	0.41
3:M:690:LEU:O	3:M:694:GLN:HG3	2.20	0.41
3:M:251:ARG:HH11	3:M:251:ARG:HD3	1.71	0.41
3:M:270:LEU:CG	3:M:285:TYR:CE1	2.81	0.41
3:M:271:GLU:HG3	3:M:476:GLU:HB3	2.03	0.41

Continued on next page...

Continued from previous page...

Atom-1	Atom-2	Interatomic distance (Å)	Clash overlap (Å)
3:M:449:LEU:N	3:M:449:LEU:CD1	2.81	0.41
3:M:493:HIS:O	3:M:496:PHE:N	2.54	0.41
3:M:519:LEU:HD12	3:M:519:LEU:H	1.83	0.41
1:B:80:PHE:HB3	1:B:84:PHE:CE1	2.56	0.41
3:M:195:TYR:CE2	3:M:199:ILE:HD13	2.55	0.41
3:M:322:VAL:HA	3:M:323:PRO:HD3	1.87	0.41
3:M:322:VAL:HG12	3:M:325:ILE:HG13	2.03	0.41
3:M:401:LEU:HD12	3:M:401:LEU:HA	1.98	0.41
3:M:421:GLN:CG	3:M:543:PRO:C	2.49	0.41
3:M:493:HIS:O	3:M:496:PHE:N	2.54	0.41
3:M:533:PHE:O	3:M:537:GLU:N	2.49	0.41
3:M:690:LEU:O	3:M:694:GLN:HG3	2.20	0.41
2:C:136:CYS:HB2	3:M:9:ALA:O	2.08	0.41
3:M:83:PRO:N	3:M:777:GLU:OE2	2.43	0.41
3:M:149:GLN:CG	3:M:716:LEU:HB3	2.51	0.41
3:M:195:TYR:CE2	3:M:199:ILE:HD13	2.55	0.41
3:M:322:VAL:HA	3:M:323:PRO:HD3	1.87	0.41
3:M:322:VAL:HG12	3:M:325:ILE:HG13	2.03	0.41
3:M:401:LEU:HD12	3:M:401:LEU:HA	1.98	0.41
3:M:421:GLN:CG	3:M:543:PRO:C	2.49	0.41
3:M:493:HIS:O	3:M:496:PHE:N	2.54	0.41
3:M:499:GLU:OE1	3:M:714:ARG:NH1	2.49	0.41
3:M:533:PHE:O	3:M:537:GLU:N	2.49	0.41
3:M:690:LEU:O	3:M:694:GLN:HG3	2.20	0.41
3:M:798:LEU:HD12	3:M:798:LEU:HA	1.36	0.41
1:B:128:PHE:CG	3:M:817:GLN:HG2	2.56	0.41
3:M:195:TYR:CE2	3:M:199:ILE:HD13	2.55	0.41
3:M:322:VAL:HA	3:M:323:PRO:HD3	1.87	0.41
3:M:322:VAL:HG12	3:M:325:ILE:HG13	2.03	0.41
3:M:401:LEU:HD12	3:M:401:LEU:HA	1.98	0.41
3:M:421:GLN:CG	3:M:543:PRO:C	2.49	0.41
3:M:493:HIS:O	3:M:496:PHE:N	2.54	0.41
3:M:533:PHE:O	3:M:537:GLU:N	2.49	0.41
3:M:690:LEU:O	3:M:694:GLN:HG3	2.20	0.41
3:M:753:VAL:O	3:M:755:HIS:ND1	2.54	0.41
3:M:829:TRP:HA	3:M:830:PRO:HD2	1.86	0.41
1:B:128:PHE:CG	3:M:817:GLN:HG2	2.56	0.41
3:M:195:TYR:CE2	3:M:199:ILE:HD13	2.55	0.41
3:M:322:VAL:HA	3:M:323:PRO:HD3	1.87	0.41
3:M:322:VAL:HG12	3:M:325:ILE:HG13	2.03	0.41
3:M:401:LEU:HD12	3:M:401:LEU:HA	1.98	0.41

Continued on next page...

Continued from previous page...

Atom-1	Atom-2	Interatomic distance (Å)	Clash overlap (Å)
3:M:421:GLN:CG	3:M:543:PRO:C	2.49	0.41
3:M:493:HIS:O	3:M:496:PHE:N	2.54	0.41
3:M:533:PHE:O	3:M:537:GLU:N	2.49	0.41
3:M:690:LEU:O	3:M:694:GLN:HG3	2.20	0.41
1:B:118:GLU:HG2	1:B:137:TRP:HZ2	1.84	0.41
2:C:91:LEU:HB3	2:C:139:TYR:CE2	2.56	0.41
2:C:92:ARG:CG	3:M:725:ARG:HH22	2.31	0.41
2:C:93:VAL:CG2	3:M:725:ARG:C	2.81	0.41
3:M:91:MET:HE2	3:M:106:LEU:CD1	2.50	0.41
3:M:110:TYR:O	3:M:113:TRP:N	2.42	0.41
3:M:295:LYS:CG	3:M:332:MET:CE	2.97	0.41
3:M:384:ASP:HA	3:M:394:SER:OG	2.21	0.41
3:M:755:HIS:HA	3:M:758:TYR:CZ	2.56	0.41
2:C:116:GLU:HB3	3:M:795:ARG:HH22	1.83	0.41
3:M:91:MET:HE2	3:M:106:LEU:CD1	2.50	0.41
3:M:110:TYR:O	3:M:113:TRP:N	2.42	0.41
3:M:295:LYS:CG	3:M:332:MET:CE	2.97	0.41
3:M:384:ASP:HA	3:M:394:SER:OG	2.21	0.41
3:M:735:GLY:CA	3:M:738:MET:HE1	2.45	0.41
3:M:14:ALA:HB3	3:M:15:PRO:CD	2.46	0.41
3:M:38:VAL:HG13	3:M:39:PHE:N	2.35	0.41
3:M:166:MET:CE	3:M:254:PHE:CD2	3.01	0.41
3:M:166:MET:CE	3:M:254:PHE:HB2	2.46	0.41
3:M:265:ILE:C	3:M:446:ASN:HD21	2.24	0.41
3:M:320:ILE:O	3:M:320:ILE:CG2	2.68	0.41
3:M:829:TRP:O	3:M:832:MET:N	2.50	0.41
2:C:60:ALA:O	2:C:67:GLU:HB3	2.21	0.41
3:M:91:MET:HE2	3:M:106:LEU:CD1	2.50	0.41
3:M:110:TYR:O	3:M:113:TRP:N	2.42	0.41
3:M:295:LYS:CG	3:M:332:MET:CE	2.97	0.41
3:M:384:ASP:HA	3:M:394:SER:OG	2.21	0.41
3:M:755:HIS:HA	3:M:758:TYR:CZ	2.56	0.41
1:B:115:SER:N	1:B:118:GLU:HG3	2.36	0.41
1:B:128:PHE:CZ	3:M:817:GLN:CB	3.04	0.41
2:C:60:ALA:O	2:C:67:GLU:HB3	2.21	0.41
3:M:28:GLN:CB	3:M:779:ARG:CG	2.98	0.41
3:M:83:PRO:HD2	3:M:777:GLU:CA	2.49	0.41
3:M:91:MET:HE2	3:M:106:LEU:CD1	2.50	0.41
3:M:110:TYR:O	3:M:113:TRP:N	2.42	0.41
3:M:295:LYS:CG	3:M:332:MET:CE	2.97	0.41
3:M:384:ASP:HA	3:M:394:SER:OG	2.21	0.41

Continued on next page...

Continued from previous page...

Atom-1	Atom-2	Interatomic distance (Å)	Clash overlap (Å)
3:M:797:PHE:CD2	3:M:798:LEU:HD12	2.55	0.41
3:M:842:LEU:N	3:M:842:LEU:CD1	2.82	0.41
3:M:14:ALA:HB3	3:M:15:PRO:CD	2.46	0.41
3:M:38:VAL:HG13	3:M:39:PHE:N	2.35	0.41
3:M:166:MET:CE	3:M:254:PHE:CD2	3.01	0.41
3:M:166:MET:CE	3:M:254:PHE:HB2	2.46	0.41
3:M:265:ILE:C	3:M:446:ASN:HD21	2.24	0.41
3:M:320:ILE:O	3:M:320:ILE:CG2	2.68	0.41
3:M:91:MET:HE2	3:M:106:LEU:CD1	2.50	0.41
3:M:110:TYR:O	3:M:113:TRP:N	2.42	0.41
3:M:295:LYS:CG	3:M:332:MET:CE	2.97	0.41
3:M:384:ASP:HA	3:M:394:SER:OG	2.21	0.41
3:M:717:TYR:OH	3:M:760:PHE:HB3	2.21	0.41
2:C:108:ARG:CG	2:C:127:MET:SD	3.08	0.41
3:M:14:ALA:HB3	3:M:15:PRO:CD	2.46	0.41
3:M:38:VAL:HG13	3:M:39:PHE:N	2.35	0.41
3:M:166:MET:CE	3:M:254:PHE:CD2	3.01	0.41
3:M:166:MET:CE	3:M:254:PHE:HB2	2.46	0.41
3:M:265:ILE:C	3:M:446:ASN:HD21	2.24	0.41
3:M:320:ILE:O	3:M:320:ILE:CG2	2.68	0.41
3:M:91:MET:HE2	3:M:106:LEU:CD1	2.50	0.41
3:M:110:TYR:O	3:M:113:TRP:N	2.42	0.41
3:M:295:LYS:CG	3:M:332:MET:CE	2.97	0.41
3:M:384:ASP:HA	3:M:394:SER:OG	2.21	0.41
1:B:115:SER:N	1:B:118:GLU:HG3	2.36	0.41
2:C:108:ARG:CG	2:C:127:MET:SD	3.09	0.41
3:M:91:MET:HE2	3:M:106:LEU:CD1	2.50	0.41
3:M:110:TYR:O	3:M:113:TRP:N	2.42	0.41
3:M:295:LYS:CG	3:M:332:MET:CE	2.97	0.41
3:M:384:ASP:HA	3:M:394:SER:OG	2.21	0.41
3:M:755:HIS:HA	3:M:758:TYR:CZ	2.56	0.41
3:M:797:PHE:CD2	3:M:798:LEU:HD12	2.55	0.41
3:M:14:ALA:HB3	3:M:15:PRO:CD	2.46	0.41
3:M:38:VAL:HG13	3:M:39:PHE:N	2.35	0.41
3:M:166:MET:CE	3:M:254:PHE:CD2	3.01	0.41
3:M:166:MET:CE	3:M:254:PHE:HB2	2.46	0.41
3:M:265:ILE:C	3:M:446:ASN:HD21	2.24	0.41
3:M:320:ILE:O	3:M:320:ILE:CG2	2.68	0.41
3:M:717:TYR:OH	3:M:760:PHE:HB3	2.21	0.41
3:M:829:TRP:HA	3:M:830:PRO:HD2	1.86	0.41
2:C:60:ALA:O	2:C:67:GLU:HB3	2.21	0.41

Continued on next page...

Continued from previous page...

Atom-1	Atom-2	Interatomic distance (Å)	Clash overlap (Å)
2:C:116:GLU:HB3	3:M:795:ARG:HH22	1.83	0.41
3:M:14:ALA:HB3	3:M:15:PRO:CD	2.46	0.41
3:M:38:VAL:HG13	3:M:39:PHE:N	2.35	0.41
3:M:166:MET:CE	3:M:254:PHE:CD2	3.01	0.41
3:M:166:MET:CE	3:M:254:PHE:HB2	2.46	0.41
3:M:265:ILE:C	3:M:446:ASN:HD21	2.24	0.41
3:M:320:ILE:O	3:M:320:ILE:CG2	2.68	0.41
1:B:80:PHE:HB3	1:B:84:PHE:CE1	2.56	0.41
1:B:115:SER:N	1:B:118:GLU:HG3	2.36	0.41
3:M:91:MET:HE2	3:M:106:LEU:CD1	2.50	0.41
3:M:110:TYR:O	3:M:113:TRP:N	2.42	0.41
3:M:295:LYS:CG	3:M:332:MET:CE	2.97	0.41
3:M:384:ASP:HA	3:M:394:SER:OG	2.21	0.41
3:M:755:HIS:HA	3:M:758:TYR:CZ	2.56	0.41
1:B:115:SER:N	1:B:118:GLU:HG3	2.36	0.41
2:C:60:ALA:HA	2:C:67:GLU:CD	2.42	0.41
2:C:107:LEU:CD2	3:M:729:ALA:HB1	2.49	0.41
1:B:128:PHE:CZ	3:M:817:GLN:CB	3.04	0.41
2:C:108:ARG:CG	2:C:127:MET:SD	3.08	0.41
1:B:126:ASP:OD2	2:C:19:ARG:O	2.38	0.41
3:M:193:ILE:HD11	3:M:250:ILE:HD12	2.03	0.41
3:M:193:ILE:HD13	3:M:252:ILE:HD11	2.03	0.41
3:M:305:ILE:HG22	3:M:312:TYR:OH	2.21	0.41
3:M:320:ILE:O	3:M:320:ILE:CG2	2.68	0.41
2:C:17:PHE:CE2	3:M:806:MET:CE	3.04	0.41
3:M:717:TYR:OH	3:M:760:PHE:HB3	2.21	0.41
1:B:115:SER:N	1:B:118:GLU:HG3	2.36	0.41
3:M:310:TYR:OH	3:M:320:ILE:HD11	2.21	0.41
3:M:330:GLU:OE1	3:M:330:GLU:HA	2.20	0.41
3:M:528:LYS:HB3	3:M:529:PRO:HD2	2.03	0.41
3:M:657:LEU:O	3:M:657:LEU:HD12	2.21	0.41
1:B:34:ILE:HB	1:B:42:ILE:HD11	2.03	0.41
1:B:128:PHE:CZ	3:M:817:GLN:CB	3.04	0.41
3:M:310:TYR:OH	3:M:320:ILE:HD11	2.21	0.41
3:M:330:GLU:OE1	3:M:330:GLU:HA	2.20	0.41
3:M:528:LYS:HB3	3:M:529:PRO:HD2	2.03	0.41
3:M:657:LEU:O	3:M:657:LEU:HD12	2.21	0.41
1:B:115:SER:N	1:B:118:GLU:HG3	2.36	0.41
3:M:320:ILE:O	3:M:320:ILE:HG22	2.18	0.41
3:M:449:LEU:N	3:M:449:LEU:CD1	2.81	0.41
3:M:578:HIS:CD2	3:M:578:HIS:N	2.89	0.41

Continued on next page...

Continued from previous page...

Atom-1	Atom-2	Interatomic distance (Å)	Clash overlap (Å)
1:B:128:PHE:CZ	3:M:817:GLN:CB	3.04	0.41
1:B:128:PHE:CG	3:M:817:GLN:HG2	2.56	0.41
2:C:60:ALA:HA	2:C:67:GLU:CD	2.42	0.41
2:C:91:LEU:HB3	2:C:139:TYR:CE2	2.56	0.41
3:M:310:TYR:OH	3:M:320:ILE:HD11	2.21	0.41
3:M:330:GLU:OE1	3:M:330:GLU:HA	2.20	0.41
3:M:528:LYS:HB3	3:M:529:PRO:HD2	2.03	0.41
3:M:657:LEU:O	3:M:657:LEU:HD12	2.21	0.41
3:M:28:GLN:HB3	3:M:779:ARG:CD	2.51	0.41
3:M:310:TYR:OH	3:M:320:ILE:HD11	2.21	0.41
3:M:330:GLU:OE1	3:M:330:GLU:HA	2.20	0.41
3:M:528:LYS:HB3	3:M:529:PRO:HD2	2.03	0.41
3:M:657:LEU:O	3:M:657:LEU:HD12	2.21	0.41
3:M:707:CYS:C	3:M:712:PRO:CB	2.89	0.41
3:M:724:TYR:HD1	3:M:727:LEU:CD1	2.29	0.41
3:M:812:SER:O	3:M:816:ILE:HG13	2.20	0.41
1:B:128:PHE:CG	3:M:817:GLN:HG2	2.56	0.41
3:M:320:ILE:O	3:M:320:ILE:HG22	2.18	0.41
3:M:449:LEU:N	3:M:449:LEU:CD1	2.81	0.41
3:M:578:HIS:CD2	3:M:578:HIS:N	2.89	0.41
3:M:812:SER:O	3:M:816:ILE:HG13	2.21	0.41
1:B:125:CYS:HB3	1:B:126:ASP:H	1.80	0.41
3:M:310:TYR:OH	3:M:320:ILE:HD11	2.21	0.41
3:M:330:GLU:OE1	3:M:330:GLU:HA	2.20	0.41
3:M:528:LYS:HB3	3:M:529:PRO:HD2	2.03	0.41
3:M:657:LEU:O	3:M:657:LEU:HD12	2.21	0.41
3:M:744:SER:O	3:M:748:LEU:HD12	2.20	0.41
3:M:320:ILE:O	3:M:320:ILE:HG22	2.18	0.41
3:M:449:LEU:N	3:M:449:LEU:CD1	2.81	0.41
3:M:578:HIS:CD2	3:M:578:HIS:N	2.89	0.41
1:B:34:ILE:HB	1:B:42:ILE:HD11	2.03	0.41
2:C:60:ALA:O	2:C:67:GLU:HB3	2.21	0.41
3:M:310:TYR:OH	3:M:320:ILE:HD11	2.21	0.41
3:M:330:GLU:OE1	3:M:330:GLU:HA	2.20	0.41
3:M:528:LYS:HB3	3:M:529:PRO:HD2	2.03	0.41
3:M:657:LEU:O	3:M:657:LEU:HD12	2.21	0.41
3:M:802:GLU:OE2	3:M:809:ARG:NH2	2.54	0.41
2:C:116:GLU:HB3	3:M:795:ARG:HH22	1.83	0.41
3:M:310:TYR:OH	3:M:320:ILE:HD11	2.21	0.41
3:M:330:GLU:OE1	3:M:330:GLU:HA	2.20	0.41
3:M:528:LYS:HB3	3:M:529:PRO:HD2	2.03	0.41

Continued on next page...

Continued from previous page...

Atom-1	Atom-2	Interatomic distance (Å)	Clash overlap (Å)
3:M:657:LEU:O	3:M:657:LEU:HD12	2.21	0.41
1:B:115:SER:N	1:B:118:GLU:HG3	2.36	0.41
1:B:144:VAL:HG22	1:B:148:VAL:HG13	2.01	0.41
3:M:320:ILE:O	3:M:320:ILE:HG22	2.18	0.41
3:M:449:LEU:N	3:M:449:LEU:CD1	2.81	0.41
3:M:578:HIS:CD2	3:M:578:HIS:N	2.89	0.41
3:M:320:ILE:O	3:M:320:ILE:HG22	2.18	0.41
3:M:449:LEU:N	3:M:449:LEU:CD1	2.81	0.41
3:M:578:HIS:CD2	3:M:578:HIS:N	2.89	0.41
3:M:753:VAL:O	3:M:755:HIS:ND1	2.54	0.41
1:B:34:ILE:HB	1:B:42:ILE:HD11	2.03	0.41
3:M:310:TYR:OH	3:M:320:ILE:HD11	2.21	0.41
3:M:330:GLU:OE1	3:M:330:GLU:HA	2.20	0.41
3:M:528:LYS:HB3	3:M:529:PRO:HD2	2.03	0.41
3:M:657:LEU:O	3:M:657:LEU:HD12	2.21	0.41
3:M:787:ILE:HG21	3:M:787:ILE:HD13	1.67	0.41
1:B:34:ILE:HB	1:B:42:ILE:HD11	2.03	0.40
2:C:93:VAL:HG22	3:M:720:PHE:CE2	2.50	0.40
2:C:140:GLU:CD	3:M:742:LYS:HB3	2.41	0.40
3:M:271:GLU:HG3	3:M:476:GLU:HB3	2.03	0.40
3:M:447:GLN:HB2	3:M:450:ASP:HB2	2.03	0.40
3:M:485:GLU:OE2	3:M:584:TYR:N	2.50	0.40
3:M:610:LEU:N	3:M:610:LEU:CD1	2.85	0.40
3:M:271:GLU:HG3	3:M:476:GLU:HB3	2.03	0.40
3:M:447:GLN:HB2	3:M:450:ASP:HB2	2.03	0.40
3:M:485:GLU:OE2	3:M:584:TYR:N	2.50	0.40
3:M:610:LEU:N	3:M:610:LEU:CD1	2.85	0.40
3:M:755:HIS:HA	3:M:758:TYR:CZ	2.55	0.40
3:M:116:TYR:HE1	3:M:125:THR:HG1	1.66	0.40
3:M:136:ASN:O	3:M:138:LYS:N	2.54	0.40
3:M:279:LEU:CB	3:M:280:PRO:HD2	2.49	0.40
3:M:723:ARG:CG	3:M:723:ARG:NH1	2.80	0.40
1:B:115:SER:N	1:B:118:GLU:HG3	2.36	0.40
3:M:271:GLU:HG3	3:M:476:GLU:HB3	2.03	0.40
3:M:447:GLN:HB2	3:M:450:ASP:HB2	2.03	0.40
3:M:485:GLU:OE2	3:M:584:TYR:N	2.50	0.40
3:M:610:LEU:N	3:M:610:LEU:CD1	2.85	0.40
2:C:60:ALA:HA	2:C:67:GLU:CD	2.42	0.40
3:M:22:LYS:CA	3:M:783:LEU:HB3	2.51	0.40
3:M:271:GLU:HG3	3:M:476:GLU:HB3	2.03	0.40
3:M:447:GLN:HB2	3:M:450:ASP:HB2	2.03	0.40

Continued on next page...

Continued from previous page...

Atom-1	Atom-2	Interatomic distance (Å)	Clash overlap (Å)
3:M:485:GLU:OE2	3:M:584:TYR:N	2.50	0.40
3:M:610:LEU:N	3:M:610:LEU:CD1	2.85	0.40
2:C:60:ALA:HA	2:C:67:GLU:CD	2.42	0.40
3:M:271:GLU:HG3	3:M:476:GLU:HB3	2.03	0.40
3:M:447:GLN:HB2	3:M:450:ASP:HB2	2.03	0.40
3:M:485:GLU:OE2	3:M:584:TYR:N	2.50	0.40
3:M:610:LEU:N	3:M:610:LEU:CD1	2.85	0.40
2:C:19:ARG:NH2	3:M:806:MET:CE	2.80	0.40
2:C:93:VAL:HA	3:M:722:GLN:C	2.36	0.40
3:M:271:GLU:HG3	3:M:476:GLU:HB3	2.03	0.40
3:M:447:GLN:HB2	3:M:450:ASP:HB2	2.03	0.40
3:M:485:GLU:OE2	3:M:584:TYR:N	2.50	0.40
3:M:610:LEU:N	3:M:610:LEU:CD1	2.85	0.40
3:M:755:HIS:HA	3:M:758:TYR:CZ	2.55	0.40
1:B:80:PHE:HB3	1:B:84:PHE:CE1	2.56	0.40
2:C:60:ALA:HA	2:C:67:GLU:CD	2.42	0.40
3:M:485:GLU:OE2	3:M:584:TYR:N	2.50	0.40
2:C:91:LEU:HB3	2:C:139:TYR:CE2	2.56	0.40
3:M:485:GLU:OE2	3:M:584:TYR:N	2.50	0.40
3:M:775:LEU:HD12	3:M:775:LEU:HA	1.70	0.40
3:M:356:GLY:HA2	3:M:359:MET:HG3	2.02	0.40
3:M:538:GLU:O	3:M:541:MET:N	2.44	0.40
3:M:787:ILE:HG21	3:M:787:ILE:HD13	1.67	0.40
3:M:485:GLU:OE2	3:M:584:TYR:N	2.50	0.40
2:C:91:LEU:HB3	2:C:139:TYR:CE2	2.56	0.40
3:M:485:GLU:OE2	3:M:584:TYR:N	2.50	0.40
2:C:60:ALA:HA	2:C:67:GLU:CD	2.42	0.40
3:M:356:GLY:HA2	3:M:359:MET:HG3	2.02	0.40
3:M:538:GLU:O	3:M:541:MET:N	2.44	0.40
3:M:779:ARG:H	3:M:782:LYS:HB2	1.29	0.40
3:M:842:LEU:N	3:M:842:LEU:CD1	2.83	0.40
1:B:80:PHE:HB3	1:B:84:PHE:CE1	2.56	0.40
2:C:103:MET:CG	3:M:19:LYS:HE3	2.30	0.40
3:M:485:GLU:OE2	3:M:584:TYR:N	2.50	0.40
1:B:121:LEU:O	1:B:128:PHE:HB2	2.22	0.40
3:M:356:GLY:HA2	3:M:359:MET:HG3	2.02	0.40
3:M:538:GLU:O	3:M:541:MET:N	2.44	0.40
3:M:717:TYR:OH	3:M:760:PHE:HB3	2.21	0.40
1:B:115:SER:N	1:B:118:GLU:HG3	2.36	0.40
3:M:485:GLU:OE2	3:M:584:TYR:N	2.50	0.40
1:B:42:ILE:HB	1:B:80:PHE:CZ	2.55	0.40

Continued on next page...

Continued from previous page...

Atom-1	Atom-2	Interatomic distance (Å)	Clash overlap (Å)
3:M:485:GLU:OE2	3:M:584:TYR:N	2.50	0.40
1:B:128:PHE:CG	3:M:817:GLN:HG2	2.56	0.40
3:M:356:GLY:HA2	3:M:359:MET:HG3	2.02	0.40
3:M:538:GLU:O	3:M:541:MET:N	2.44	0.40
3:M:835:PHE:O	3:M:839:LYS:N	2.49	0.40
3:M:356:GLY:HA2	3:M:359:MET:HG3	2.02	0.40
3:M:538:GLU:O	3:M:541:MET:N	2.44	0.40
1:B:121:LEU:O	1:B:128:PHE:HB2	2.21	0.40
2:C:116:GLU:HB3	3:M:795:ARG:HH22	1.83	0.40
3:M:485:GLU:OE2	3:M:584:TYR:N	2.50	0.40
1:B:80:PHE:HB3	1:B:84:PHE:CE1	2.56	0.40
3:M:356:GLY:HA2	3:M:359:MET:HG3	2.02	0.40
3:M:536:LEU:HA	3:M:536:LEU:HD12	1.69	0.40
3:M:727:LEU:HD23	3:M:786:ILE:HG13	0.99	0.40
3:M:755:HIS:HA	3:M:758:TYR:CZ	2.55	0.40
3:M:778:MET:O	3:M:784:ALA:N	2.54	0.40
3:M:356:GLY:HA2	3:M:359:MET:HG3	2.02	0.40
3:M:536:LEU:HA	3:M:536:LEU:HD12	1.69	0.40
3:M:767:PHE:HD1	3:M:771:LEU:HD22	1.87	0.40
3:M:166:MET:CE	3:M:254:PHE:CD2	3.01	0.40
3:M:401:LEU:HD12	3:M:401:LEU:HA	1.98	0.40
3:M:447:GLN:HB2	3:M:450:ASP:HB2	2.03	0.40
3:M:528:LYS:HB3	3:M:529:PRO:HD2	2.03	0.40
3:M:709:LYS:CB	3:M:711:PHE:CE2	3.02	0.40
1:B:128:PHE:CG	3:M:817:GLN:HG2	2.56	0.40
2:C:91:LEU:HB3	2:C:139:TYR:CE2	2.56	0.40
3:M:356:GLY:HA2	3:M:359:MET:HG3	2.02	0.40
3:M:536:LEU:HA	3:M:536:LEU:HD12	1.69	0.40
3:M:804:ARG:O	3:M:808:GLU:CA	2.68	0.40
3:M:356:GLY:HA2	3:M:359:MET:HG3	2.02	0.40
3:M:536:LEU:HA	3:M:536:LEU:HD12	1.69	0.40
3:M:842:LEU:N	3:M:842:LEU:CD1	2.83	0.40
3:M:356:GLY:HA2	3:M:359:MET:HG3	2.02	0.40
3:M:536:LEU:HA	3:M:536:LEU:HD12	1.69	0.40
3:M:356:GLY:HA2	3:M:359:MET:HG3	2.02	0.40
3:M:536:LEU:HA	3:M:536:LEU:HD12	1.69	0.40
3:M:767:PHE:HD1	3:M:771:LEU:HD22	1.87	0.40
3:M:151:ALA:HB1	3:M:152:PRO:HD2	2.01	0.40
3:M:263:ALA:CA	3:M:449:LEU:O	2.70	0.40
3:M:519:LEU:N	3:M:519:LEU:CD1	2.77	0.40
3:M:151:ALA:HB1	3:M:152:PRO:HD2	2.01	0.40

Continued on next page...

Continued from previous page...

Atom-1	Atom-2	Interatomic distance (Å)	Clash overlap (Å)
3:M:263:ALA:CA	3:M:449:LEU:O	2.70	0.40
3:M:519:LEU:N	3:M:519:LEU:CD1	2.77	0.40
1:B:128:PHE:CZ	3:M:817:GLN:CB	3.04	0.40
3:M:47:PHE:HE1	3:M:78:PHE:CE1	2.39	0.40
3:M:447:GLN:HB2	3:M:450:ASP:HB2	2.03	0.40
3:M:493:HIS:O	3:M:496:PHE:N	2.54	0.40
3:M:610:LEU:N	3:M:610:LEU:CD1	2.85	0.40
1:B:34:ILE:HB	1:B:42:ILE:HD11	2.03	0.40
1:B:123:THR:HB	2:C:19:ARG:CG	2.51	0.40
3:M:151:ALA:HB1	3:M:152:PRO:HD2	2.01	0.40
3:M:263:ALA:CA	3:M:449:LEU:O	2.70	0.40
3:M:519:LEU:N	3:M:519:LEU:CD1	2.77	0.40
3:M:7:MET:HE3	3:M:14:ALA:CB	2.51	0.40
3:M:151:ALA:HB1	3:M:152:PRO:HD2	2.01	0.40
3:M:263:ALA:CA	3:M:449:LEU:O	2.70	0.40
3:M:519:LEU:N	3:M:519:LEU:CD1	2.77	0.40
1:B:34:ILE:HB	1:B:42:ILE:HD11	2.03	0.40
2:C:110:VAL:HG12	3:M:787:ILE:HD11	1.95	0.40
3:M:47:PHE:HE1	3:M:78:PHE:CE1	2.39	0.40
3:M:447:GLN:HB2	3:M:450:ASP:HB2	2.03	0.40
3:M:493:HIS:O	3:M:496:PHE:N	2.54	0.40
3:M:610:LEU:N	3:M:610:LEU:CD1	2.85	0.40
3:M:80:MET:O	3:M:774:LEU:O	2.39	0.40
3:M:87:LYS:HG3	3:M:723:ARG:NH1	2.35	0.40
3:M:151:ALA:HB1	3:M:152:PRO:HD2	2.01	0.40
3:M:263:ALA:CA	3:M:449:LEU:O	2.70	0.40
3:M:519:LEU:N	3:M:519:LEU:CD1	2.77	0.40
2:C:95:ASP:HB2	2:C:102:VAL:HA	2.02	0.40
3:M:47:PHE:HE1	3:M:78:PHE:CE1	2.39	0.40
3:M:447:GLN:HB2	3:M:450:ASP:HB2	2.03	0.40
3:M:493:HIS:O	3:M:496:PHE:N	2.54	0.40
3:M:610:LEU:N	3:M:610:LEU:CD1	2.85	0.40
3:M:151:ALA:HB1	3:M:152:PRO:HD2	2.01	0.40
3:M:263:ALA:CA	3:M:449:LEU:O	2.70	0.40
3:M:519:LEU:N	3:M:519:LEU:CD1	2.77	0.40
2:C:91:LEU:HB3	2:C:139:TYR:CE2	2.56	0.40
3:M:151:ALA:HB1	3:M:152:PRO:HD2	2.01	0.40
3:M:263:ALA:CA	3:M:449:LEU:O	2.70	0.40
3:M:519:LEU:N	3:M:519:LEU:CD1	2.77	0.40
2:C:95:ASP:HB2	2:C:102:VAL:HA	2.02	0.40
3:M:47:PHE:HE1	3:M:78:PHE:CE1	2.39	0.40

Continued on next page...

Continued from previous page...

Atom-1	Atom-2	Interatomic distance (Å)	Clash overlap (Å)
3:M:447:GLN:HB2	3:M:450:ASP:HB2	2.03	0.40
3:M:493:HIS:O	3:M:496:PHE:N	2.54	0.40
3:M:610:LEU:N	3:M:610:LEU:CD1	2.85	0.40
3:M:47:PHE:HE1	3:M:78:PHE:CE1	2.39	0.40
3:M:447:GLN:HB2	3:M:450:ASP:HB2	2.03	0.40
3:M:493:HIS:O	3:M:496:PHE:N	2.54	0.40
3:M:610:LEU:N	3:M:610:LEU:CD1	2.85	0.40
3:M:803:TYR:O	3:M:806:MET:N	2.53	0.40
3:M:842:LEU:N	3:M:842:LEU:CD1	2.82	0.40
3:M:151:ALA:HB1	3:M:152:PRO:HD2	2.01	0.40
3:M:263:ALA:CA	3:M:449:LEU:O	2.70	0.40
3:M:519:LEU:N	3:M:519:LEU:CD1	2.77	0.40
2:C:107:LEU:H	3:M:725:ARG:NH1	2.20	0.40
3:M:303:LEU:O	3:M:304:LEU:HB2	2.21	0.40
3:M:485:GLU:OE1	3:M:583:HIS:HB3	2.22	0.40
3:M:528:LYS:HB3	3:M:529:PRO:HD2	2.03	0.40
3:M:657:LEU:HD12	3:M:657:LEU:O	2.21	0.40
3:M:778:MET:HG2	3:M:782:LYS:HG2	1.38	0.40
3:M:838:ILE:HD13	3:M:838:ILE:HG21	1.93	0.40
1:B:34:ILE:HB	1:B:42:ILE:HD11	2.03	0.40
3:M:303:LEU:O	3:M:304:LEU:HB2	2.21	0.40
3:M:485:GLU:OE1	3:M:583:HIS:HB3	2.22	0.40
3:M:528:LYS:HB3	3:M:529:PRO:HD2	2.03	0.40
3:M:657:LEU:HD12	3:M:657:LEU:O	2.21	0.40
3:M:779:ARG:C	3:M:780:ASP:HA	2.36	0.40
3:M:835:PHE:O	3:M:839:LYS:N	2.49	0.40
1:B:101:PHE:CD2	3:M:816:ILE:HD12	2.47	0.40
3:M:292:MET:HE1	3:M:309:PRO:CG	2.51	0.40
3:M:303:LEU:O	3:M:304:LEU:HB2	2.21	0.40
1:B:114:LYS:HB3	1:B:114:LYS:HE3	1.94	0.40
3:M:303:LEU:O	3:M:304:LEU:HB2	2.21	0.40
3:M:485:GLU:OE1	3:M:583:HIS:HB3	2.22	0.40
3:M:528:LYS:HB3	3:M:529:PRO:HD2	2.03	0.40
3:M:657:LEU:HD12	3:M:657:LEU:O	2.21	0.40
1:B:34:ILE:HB	1:B:42:ILE:HD11	2.03	0.40
1:B:121:LEU:O	1:B:128:PHE:HB2	2.22	0.40
3:M:303:LEU:O	3:M:304:LEU:HB2	2.21	0.40
3:M:485:GLU:OE1	3:M:583:HIS:HB3	2.22	0.40
3:M:528:LYS:HB3	3:M:529:PRO:HD2	2.03	0.40
3:M:657:LEU:HD12	3:M:657:LEU:O	2.21	0.40
3:M:717:TYR:OH	3:M:760:PHE:HB3	2.21	0.40

Continued on next page...

Continued from previous page...

Atom-1	Atom-2	Interatomic distance (Å)	Clash overlap (Å)
3:M:812:SER:O	3:M:816:ILE:HG13	2.20	0.40
2:C:91:LEU:HB3	2:C:139:TYR:CE2	2.56	0.40
2:C:95:ASP:HB2	2:C:102:VAL:HA	2.02	0.40
3:M:303:LEU:O	3:M:304:LEU:HB2	2.21	0.40
3:M:485:GLU:OE1	3:M:583:HIS:HB3	2.22	0.40
3:M:528:LYS:HB3	3:M:529:PRO:HD2	2.03	0.40
3:M:657:LEU:HD12	3:M:657:LEU:O	2.21	0.40
1:B:34:ILE:HB	1:B:42:ILE:HD11	2.03	0.40
3:M:303:LEU:O	3:M:304:LEU:HB2	2.21	0.40
3:M:485:GLU:OE1	3:M:583:HIS:HB3	2.22	0.40
3:M:528:LYS:HB3	3:M:529:PRO:HD2	2.03	0.40
3:M:657:LEU:HD12	3:M:657:LEU:O	2.21	0.40
3:M:435:GLU:O	3:M:438:PHE:N	2.55	0.40
1:B:113:LYS:HD2	1:B:116:PHE:CE1	2.57	0.40
3:M:435:GLU:O	3:M:438:PHE:N	2.55	0.40
3:M:263:ALA:CA	3:M:449:LEU:O	2.70	0.40
3:M:435:GLU:O	3:M:438:PHE:N	2.55	0.40
1:B:113:LYS:HD2	1:B:116:PHE:CE1	2.57	0.40
1:B:115:SER:N	1:B:118:GLU:HG3	2.36	0.40
2:C:109:HIS:HB3	3:M:25:ILE:O	2.20	0.40
3:M:435:GLU:O	3:M:438:PHE:N	2.55	0.40
3:M:812:SER:O	3:M:816:ILE:HG13	2.21	0.40
3:M:28:GLN:HB3	3:M:779:ARG:CG	2.51	0.40
3:M:435:GLU:O	3:M:438:PHE:N	2.55	0.40
3:M:756:THR:HB	3:M:757:GLN:H	1.63	0.40
2:C:60:ALA:O	2:C:67:GLU:HB3	2.21	0.40
3:M:263:ALA:CA	3:M:449:LEU:O	2.70	0.40
3:M:435:GLU:O	3:M:438:PHE:N	2.55	0.40
3:M:787:ILE:HG21	3:M:787:ILE:HD13	1.67	0.40
3:M:82:PRO:O	3:M:776:GLU:OE2	2.39	0.40
3:M:435:GLU:O	3:M:438:PHE:N	2.55	0.40
3:M:803:TYR:CD1	3:M:807:VAL:CB	3.02	0.40
1:B:80:PHE:HB3	1:B:84:PHE:CE1	2.56	0.40
2:C:116:GLU:HB3	3:M:795:ARG:HH22	1.83	0.40
3:M:263:ALA:CA	3:M:449:LEU:O	2.70	0.40
3:M:435:GLU:O	3:M:438:PHE:N	2.55	0.40
1:B:121:LEU:O	1:B:128:PHE:HB2	2.22	0.40
2:C:95:ASP:HB2	2:C:102:VAL:HA	2.02	0.40
3:M:435:GLU:O	3:M:438:PHE:N	2.55	0.40
3:M:707:CYS:O	3:M:710:GLY:N	2.54	0.40
3:M:435:GLU:O	3:M:438:PHE:N	2.55	0.40

Continued on next page...

Continued from previous page...

Atom-1	Atom-2	Interatomic distance (Å)	Clash overlap (Å)
3:M:263:ALA:CA	3:M:449:LEU:O	2.70	0.40
3:M:435:GLU:O	3:M:438:PHE:N	2.55	0.40
3:M:797:PHE:CD2	3:M:798:LEU:HD12	2.55	0.40
1:B:128:PHE:CZ	3:M:817:GLN:CB	3.04	0.40
3:M:263:ALA:CA	3:M:449:LEU:O	2.70	0.40
3:M:435:GLU:O	3:M:438:PHE:N	2.55	0.40
2:C:60:ALA:HA	2:C:67:GLU:CD	2.42	0.40
3:M:435:GLU:O	3:M:438:PHE:N	2.55	0.40
3:M:25:ILE:HG23	3:M:29:ASN:HD22	1.85	0.40
3:M:72:VAL:O	3:M:73:LYS:O	2.39	0.40
3:M:193:ILE:CD1	3:M:250:ILE:HD13	2.51	0.40
3:M:193:ILE:HD13	3:M:252:ILE:HD11	2.03	0.40
3:M:842:LEU:N	3:M:842:LEU:CD1	2.83	0.40
3:M:25:ILE:HG23	3:M:29:ASN:HD22	1.85	0.40
3:M:72:VAL:O	3:M:73:LYS:O	2.39	0.40
3:M:193:ILE:CD1	3:M:250:ILE:HD13	2.51	0.40
3:M:193:ILE:HD13	3:M:252:ILE:HD11	2.03	0.40
3:M:753:VAL:O	3:M:755:HIS:ND1	2.54	0.40
3:M:842:LEU:HA	3:M:842:LEU:HD12	1.90	0.40
1:B:114:LYS:HB3	1:B:114:LYS:HE3	1.94	0.40
2:C:91:LEU:HB3	2:C:139:TYR:CE2	2.56	0.40
2:C:130:GLN:HB3	2:C:142:PHE:CE2	2.57	0.40
3:M:229:LEU:HA	3:M:229:LEU:HD12	1.75	0.40
3:M:578:HIS:CD2	3:M:578:HIS:N	2.89	0.40
3:M:25:ILE:HG23	3:M:29:ASN:HD22	1.85	0.40
3:M:72:VAL:O	3:M:73:LYS:O	2.39	0.40
3:M:193:ILE:CD1	3:M:250:ILE:HD13	2.51	0.40
3:M:193:ILE:HD13	3:M:252:ILE:HD11	2.03	0.40
3:M:709:LYS:O	3:M:710:GLY:CA	2.68	0.40
1:B:115:SER:N	1:B:118:GLU:HG3	2.36	0.40
2:C:94:PHE:HD2	3:M:19:LYS:O	0.61	0.40
2:C:109:HIS:HB3	3:M:19:LYS:NZ	1.95	0.40
3:M:22:LYS:CA	3:M:786:ILE:CB	2.99	0.40
3:M:72:VAL:O	3:M:73:LYS:O	2.39	0.40
3:M:193:ILE:CD1	3:M:250:ILE:HD13	2.51	0.40
3:M:193:ILE:HD13	3:M:252:ILE:HD11	2.03	0.40
3:M:499:GLU:OE1	3:M:714:ARG:NE	2.54	0.40
3:M:839:LYS:N	3:M:840:PRO:HD2	2.34	0.40
3:M:25:ILE:HG23	3:M:29:ASN:HD22	1.85	0.40
3:M:72:VAL:O	3:M:73:LYS:O	2.39	0.40
3:M:193:ILE:CD1	3:M:250:ILE:HD13	2.51	0.40

Continued on next page...

Continued from previous page...

Atom-1	Atom-2	Interatomic distance (Å)	Clash overlap (Å)
3:M:193:ILE:HD13	3:M:252:ILE:HD11	2.03	0.40
3:M:709:LYS:O	3:M:710:GLY:CA	2.68	0.40
3:M:755:HIS:HA	3:M:758:TYR:CZ	2.55	0.40
3:M:772:LEU:HD12	3:M:772:LEU:HA	1.82	0.40
3:M:787:ILE:HG21	3:M:787:ILE:HD13	1.67	0.40
3:M:25:ILE:HG23	3:M:29:ASN:HD22	1.85	0.40
3:M:72:VAL:O	3:M:73:LYS:O	2.39	0.40
3:M:193:ILE:CD1	3:M:250:ILE:HD13	2.51	0.40
3:M:193:ILE:HD13	3:M:252:ILE:HD11	2.03	0.40
3:M:753:VAL:O	3:M:755:HIS:ND1	2.54	0.40
3:M:89:GLU:HB3	3:M:153:PRO:HG3	2.03	0.40
3:M:172:ASN:OD1	3:M:457:TYR:HA	2.22	0.40
3:M:447:GLN:HB2	3:M:450:ASP:HB2	2.03	0.40
3:M:580:SER:O	3:M:581:LEU:HD12	2.22	0.40
1:B:80:PHE:HB3	1:B:84:PHE:CE1	2.56	0.40
1:B:121:LEU:O	1:B:128:PHE:HB2	2.22	0.40
2:C:56:GLU:O	2:C:60:ALA:N	2.55	0.40
3:M:89:GLU:HB3	3:M:153:PRO:HG3	2.03	0.40
3:M:172:ASN:OD1	3:M:457:TYR:HA	2.22	0.40
3:M:447:GLN:HB2	3:M:450:ASP:HB2	2.03	0.40
3:M:580:SER:O	3:M:581:LEU:HD12	2.22	0.40
3:M:709:LYS:O	3:M:710:GLY:C	2.60	0.40
1:B:113:LYS:HD2	1:B:116:PHE:CE1	2.57	0.40
3:M:310:TYR:OH	3:M:320:ILE:HD11	2.21	0.40
2:C:96:LYS:CG	3:M:722:GLN:N	2.44	0.40
3:M:89:GLU:HB3	3:M:153:PRO:HG3	2.03	0.40
3:M:172:ASN:OD1	3:M:457:TYR:HA	2.22	0.40
3:M:447:GLN:HB2	3:M:450:ASP:HB2	2.03	0.40
3:M:580:SER:O	3:M:581:LEU:HD12	2.22	0.40
1:B:113:LYS:HD2	1:B:116:PHE:CE1	2.57	0.40
3:M:89:GLU:HB3	3:M:153:PRO:HG3	2.03	0.40
3:M:172:ASN:OD1	3:M:457:TYR:HA	2.22	0.40
3:M:447:GLN:HB2	3:M:450:ASP:HB2	2.03	0.40
3:M:580:SER:O	3:M:581:LEU:HD12	2.22	0.40
1:B:113:LYS:HD2	1:B:116:PHE:CE1	2.57	0.40
1:B:115:SER:N	1:B:118:GLU:HG3	2.36	0.40
3:M:310:TYR:OH	3:M:320:ILE:HD11	2.21	0.40
2:C:92:ARG:C	3:M:25:ILE:HB	2.42	0.40
2:C:103:MET:CG	3:M:19:LYS:HZ1	1.11	0.40
3:M:89:GLU:HB3	3:M:153:PRO:HG3	2.03	0.40
3:M:89:GLU:CA	3:M:719:ASP:OD2	2.68	0.40

Continued on next page...

Continued from previous page...

Atom-1	Atom-2	Interatomic distance (Å)	Clash overlap (Å)
3:M:172:ASN:OD1	3:M:457:TYR:HA	2.22	0.40
3:M:447:GLN:HB2	3:M:450:ASP:HB2	2.03	0.40
3:M:580:SER:O	3:M:581:LEU:HD12	2.22	0.40
3:M:767:PHE:HD1	3:M:771:LEU:HD22	1.87	0.40
1:B:34:ILE:HB	1:B:42:ILE:HD11	2.03	0.40
3:M:310:TYR:OH	3:M:320:ILE:HD11	2.21	0.40
3:M:89:GLU:HB3	3:M:153:PRO:HG3	2.03	0.40
3:M:172:ASN:OD1	3:M:457:TYR:HA	2.22	0.40
3:M:447:GLN:HB2	3:M:450:ASP:HB2	2.03	0.40
3:M:580:SER:O	3:M:581:LEU:HD12	2.22	0.40
3:M:776:GLU:O	3:M:780:ASP:N	2.45	0.40
3:M:89:GLU:HB3	3:M:153:PRO:HG3	2.03	0.40
3:M:172:ASN:OD1	3:M:457:TYR:HA	2.22	0.40
3:M:447:GLN:HB2	3:M:450:ASP:HB2	2.03	0.40
3:M:580:SER:O	3:M:581:LEU:HD12	2.22	0.40
2:C:108:ARG:CG	2:C:127:MET:SD	3.09	0.40
3:M:310:TYR:OH	3:M:320:ILE:HD11	2.21	0.40
3:M:310:TYR:OH	3:M:320:ILE:HD11	2.21	0.40
3:M:805:ARG:C	3:M:809:ARG:HG3	2.42	0.40
3:M:89:GLU:HB3	3:M:153:PRO:HG3	2.03	0.40
3:M:172:ASN:OD1	3:M:457:TYR:HA	2.22	0.40
3:M:447:GLN:HB2	3:M:450:ASP:HB2	2.03	0.40
3:M:580:SER:O	3:M:581:LEU:HD12	2.22	0.40
2:C:60:ALA:O	2:C:67:GLU:HB3	2.21	0.40
2:C:96:LYS:HG2	3:M:717:TYR:CA	2.43	0.40
3:M:107:LYS:N	3:M:686:MET:HE1	2.36	0.40
3:M:172:ASN:OD1	3:M:457:TYR:HA	2.22	0.40
3:M:264:ASP:HA	3:M:446:ASN:HB3	2.01	0.40
3:M:384:ASP:HA	3:M:394:SER:OG	2.21	0.40
3:M:400:ALA:CB	3:M:606:THR:CG2	3.00	0.40
1:B:113:LYS:HD2	1:B:116:PHE:CE1	2.57	0.40
3:M:107:LYS:N	3:M:686:MET:HE1	2.36	0.40
3:M:172:ASN:OD1	3:M:457:TYR:HA	2.22	0.40
3:M:264:ASP:HA	3:M:446:ASN:HB3	2.01	0.40
3:M:384:ASP:HA	3:M:394:SER:OG	2.21	0.40
3:M:400:ALA:CB	3:M:606:THR:CG2	3.00	0.40
1:B:113:LYS:HD2	1:B:116:PHE:CE1	2.57	0.40
3:M:72:VAL:O	3:M:73:LYS:O	2.39	0.40
3:M:237:THR:CG2	3:M:238:VAL:N	2.85	0.40
3:M:384:ASP:HA	3:M:394:SER:OG	2.21	0.40
3:M:449:LEU:HD12	3:M:449:LEU:HA	1.60	0.40

Continued on next page...

Continued from previous page...

Atom-1	Atom-2	Interatomic distance (Å)	Clash overlap (Å)
3:M:717:TYR:OH	3:M:760:PHE:HB3	2.21	0.40
3:M:835:PHE:O	3:M:839:LYS:N	2.49	0.40
1:B:121:LEU:O	1:B:128:PHE:HB2	2.22	0.40
3:M:107:LYS:N	3:M:686:MET:HE1	2.36	0.40
3:M:172:ASN:OD1	3:M:457:TYR:HA	2.22	0.40
3:M:264:ASP:HA	3:M:446:ASN:HB3	2.01	0.40
3:M:384:ASP:HA	3:M:394:SER:OG	2.21	0.40
3:M:400:ALA:CB	3:M:606:THR:CG2	3.00	0.40
3:M:107:LYS:N	3:M:686:MET:HE1	2.36	0.40
3:M:172:ASN:OD1	3:M:457:TYR:HA	2.22	0.40
3:M:264:ASP:HA	3:M:446:ASN:HB3	2.01	0.40
3:M:384:ASP:HA	3:M:394:SER:OG	2.21	0.40
3:M:400:ALA:CB	3:M:606:THR:CG2	3.00	0.40
2:C:108:ARG:CG	2:C:127:MET:SD	3.08	0.40
2:C:116:GLU:HB3	3:M:795:ARG:HH22	1.83	0.40
3:M:107:LYS:N	3:M:686:MET:HE1	2.36	0.40
3:M:172:ASN:OD1	3:M:457:TYR:HA	2.22	0.40
3:M:264:ASP:HA	3:M:446:ASN:HB3	2.01	0.40
3:M:384:ASP:HA	3:M:394:SER:OG	2.21	0.40
3:M:400:ALA:CB	3:M:606:THR:CG2	3.00	0.40
3:M:812:SER:O	3:M:816:ILE:HG13	2.20	0.40
2:C:60:ALA:HA	2:C:67:GLU:CD	2.42	0.40
3:M:107:LYS:N	3:M:686:MET:HE1	2.36	0.40
3:M:172:ASN:OD1	3:M:457:TYR:HA	2.22	0.40
3:M:264:ASP:HA	3:M:446:ASN:HB3	2.01	0.40
3:M:384:ASP:HA	3:M:394:SER:OG	2.21	0.40
3:M:400:ALA:CB	3:M:606:THR:CG2	3.00	0.40
1:B:128:PHE:CG	3:M:817:GLN:HG2	2.56	0.40
3:M:88:ILE:HG22	3:M:90:ASP:C	2.42	0.40
3:M:195:TYR:CD2	3:M:199:ILE:HD13	2.57	0.40
3:M:237:THR:CG2	3:M:238:VAL:N	2.85	0.40
3:M:240:ASN:OD1	3:M:241:ASP:N	2.52	0.40
3:M:610:LEU:N	3:M:610:LEU:CD1	2.85	0.40
3:M:798:LEU:HD12	3:M:798:LEU:HA	1.36	0.40
3:M:88:ILE:HG22	3:M:90:ASP:C	2.42	0.40
3:M:195:TYR:CD2	3:M:199:ILE:HD13	2.57	0.40
3:M:237:THR:CG2	3:M:238:VAL:N	2.85	0.40
3:M:240:ASN:OD1	3:M:241:ASP:N	2.52	0.40
3:M:610:LEU:N	3:M:610:LEU:CD1	2.85	0.40
3:M:89:GLU:HB3	3:M:153:PRO:HG3	2.03	0.40
3:M:322:VAL:HB	3:M:325:ILE:HD12	2.02	0.40

Continued on next page...

Continued from previous page...

Atom-1	Atom-2	Interatomic distance (Å)	Clash overlap (Å)
3:M:322:VAL:HG12	3:M:325:ILE:HG13	2.03	0.40
3:M:657:LEU:HD12	3:M:657:LEU:O	2.21	0.40
1:B:121:LEU:O	1:B:128:PHE:HB2	2.22	0.40
2:C:56:GLU:O	2:C:60:ALA:N	2.55	0.40
3:M:88:ILE:HG22	3:M:90:ASP:C	2.42	0.40
3:M:195:TYR:CD2	3:M:199:ILE:HD13	2.57	0.40
3:M:237:THR:CG2	3:M:238:VAL:N	2.85	0.40
3:M:240:ASN:OD1	3:M:241:ASP:N	2.52	0.40
3:M:610:LEU:N	3:M:610:LEU:CD1	2.85	0.40
3:M:88:ILE:HG22	3:M:90:ASP:C	2.42	0.40
3:M:95:THR:HG22	3:M:773:GLY:H	1.87	0.40
3:M:195:TYR:CD2	3:M:199:ILE:HD13	2.57	0.40
3:M:237:THR:CG2	3:M:238:VAL:N	2.85	0.40
3:M:240:ASN:OD1	3:M:241:ASP:N	2.52	0.40
3:M:610:LEU:N	3:M:610:LEU:CD1	2.85	0.40
3:M:717:TYR:OH	3:M:760:PHE:HB3	2.21	0.40
2:C:95:ASP:HB2	2:C:102:VAL:HA	2.02	0.40
3:M:89:GLU:HB3	3:M:153:PRO:HG3	2.03	0.40
3:M:322:VAL:HB	3:M:325:ILE:HD12	2.02	0.40
3:M:322:VAL:HG12	3:M:325:ILE:HG13	2.03	0.40
3:M:657:LEU:HD12	3:M:657:LEU:O	2.21	0.40
3:M:810:ARG:HG2	3:M:810:ARG:NH1	2.29	0.40
1:B:121:LEU:O	1:B:128:PHE:HB2	2.22	0.40
2:C:130:GLN:HB3	2:C:142:PHE:CE2	2.57	0.40
2:C:139:TYR:CE2	3:M:26:GLU:OE1	2.74	0.40
3:M:88:ILE:HG22	3:M:90:ASP:C	2.42	0.40
3:M:195:TYR:CD2	3:M:199:ILE:HD13	2.57	0.40
3:M:237:THR:CG2	3:M:238:VAL:N	2.85	0.40
3:M:240:ASN:OD1	3:M:241:ASP:N	2.52	0.40
3:M:610:LEU:N	3:M:610:LEU:CD1	2.85	0.40
2:C:102:VAL:HG22	2:C:139:TYR:CD2	2.57	0.40
3:M:89:GLU:HB3	3:M:153:PRO:HG3	2.03	0.40
3:M:322:VAL:HB	3:M:325:ILE:HD12	2.02	0.40
3:M:322:VAL:HG12	3:M:325:ILE:HG13	2.03	0.40
3:M:657:LEU:HD12	3:M:657:LEU:O	2.21	0.40
3:M:88:ILE:HG22	3:M:90:ASP:C	2.42	0.40
3:M:195:TYR:CD2	3:M:199:ILE:HD13	2.57	0.40
3:M:237:THR:CG2	3:M:238:VAL:N	2.85	0.40
3:M:240:ASN:OD1	3:M:241:ASP:N	2.52	0.40
3:M:610:LEU:N	3:M:610:LEU:CD1	2.85	0.40
3:M:730:SER:C	3:M:732:ILE:CB	2.88	0.40

Continued on next page...

Continued from previous page...

Atom-1	Atom-2	Interatomic distance (Å)	Clash overlap (Å)
3:M:88:ILE:HG22	3:M:90:ASP:C	2.42	0.40
3:M:195:TYR:CD2	3:M:199:ILE:HD13	2.57	0.40
3:M:237:THR:CG2	3:M:238:VAL:N	2.85	0.40
3:M:240:ASN:OD1	3:M:241:ASP:N	2.52	0.40
3:M:610:LEU:N	3:M:610:LEU:CD1	2.85	0.40
1:B:121:LEU:O	1:B:128:PHE:HB2	2.22	0.40
2:C:96:LYS:O	3:M:719:ASP:HA	2.20	0.40
2:C:98:GLY:N	3:M:718:ALA:HB2	2.28	0.40
3:M:89:GLU:HB3	3:M:153:PRO:HG3	2.03	0.40
3:M:322:VAL:HB	3:M:325:ILE:HD12	2.02	0.40
3:M:322:VAL:HG12	3:M:325:ILE:HG13	2.03	0.40
3:M:657:LEU:HD12	3:M:657:LEU:O	2.21	0.40
1:B:87:LYS:HD2	3:M:829:TRP:CE2	2.29	0.40
2:C:91:LEU:HB3	2:C:139:TYR:CE2	2.56	0.40
3:M:89:GLU:HB3	3:M:153:PRO:HG3	2.03	0.40
3:M:322:VAL:HB	3:M:325:ILE:HD12	2.02	0.40
3:M:322:VAL:HG12	3:M:325:ILE:HG13	2.03	0.40
3:M:657:LEU:HD12	3:M:657:LEU:O	2.21	0.40
3:M:88:ILE:HG22	3:M:90:ASP:C	2.42	0.40
3:M:195:TYR:CD2	3:M:199:ILE:HD13	2.57	0.40
3:M:237:THR:CG2	3:M:238:VAL:N	2.85	0.40
3:M:240:ASN:OD1	3:M:241:ASP:N	2.52	0.40
3:M:610:LEU:N	3:M:610:LEU:CD1	2.85	0.40
3:M:836:PHE:HD1	3:M:836:PHE:HA	1.82	0.40

There are no symmetry-related clashes.

5.3 Torsion angles [\(i\)](#)

5.3.1 Protein backbone [\(i\)](#)

In the following table, the Percentiles column shows the percent Ramachandran outliers of the chain as a percentile score with respect to all PDB entries followed by that with respect to all EM entries.

The Analysed column shows the number of residues for which the backbone conformation was analysed, and the total number of residues.

Mol	Chain	Analysed	Favoured	Allowed	Outliers	Percentiles
1	1-B	148/150 (99%)	120 (81%)	16 (11%)	12 (8%)	1 12

Continued on next page...

Continued from previous page...

Mol	Chain	Analysed	Favoured	Allowed	Outliers	Percentiles	
1	2-B	148/150 (99%)	119 (80%)	17 (12%)	12 (8%)	1	12
1	3-B	148/150 (99%)	119 (80%)	17 (12%)	12 (8%)	1	12
1	4-B	148/150 (99%)	119 (80%)	17 (12%)	12 (8%)	1	12
1	5-B	148/150 (99%)	120 (81%)	16 (11%)	12 (8%)	1	12
1	6-B	148/150 (99%)	120 (81%)	16 (11%)	12 (8%)	1	12
1	7-B	148/150 (99%)	119 (80%)	17 (12%)	12 (8%)	1	12
1	8-B	148/150 (99%)	119 (80%)	17 (12%)	12 (8%)	1	12
1	9-B	148/150 (99%)	119 (80%)	17 (12%)	12 (8%)	1	12
1	10-B	148/150 (99%)	119 (80%)	17 (12%)	12 (8%)	1	12
1	11-B	148/150 (99%)	119 (80%)	17 (12%)	12 (8%)	1	12
1	12-B	148/150 (99%)	119 (80%)	17 (12%)	12 (8%)	1	12
1	13-B	148/150 (99%)	119 (80%)	17 (12%)	12 (8%)	1	12
1	14-B	148/150 (99%)	119 (80%)	17 (12%)	12 (8%)	1	12
1	15-B	148/150 (99%)	119 (80%)	17 (12%)	12 (8%)	1	12
1	16-B	148/150 (99%)	119 (80%)	17 (12%)	12 (8%)	1	12
1	17-B	148/150 (99%)	120 (81%)	16 (11%)	12 (8%)	1	12
1	18-B	148/150 (99%)	119 (80%)	17 (12%)	12 (8%)	1	12
1	19-B	148/150 (99%)	119 (80%)	17 (12%)	12 (8%)	1	12
1	20-B	148/150 (99%)	119 (80%)	17 (12%)	12 (8%)	1	12
2	1-C	143/145 (99%)	111 (78%)	20 (14%)	12 (8%)	1	12
2	2-C	143/145 (99%)	111 (78%)	20 (14%)	12 (8%)	1	12
2	3-C	143/145 (99%)	111 (78%)	20 (14%)	12 (8%)	1	12
2	4-C	143/145 (99%)	111 (78%)	20 (14%)	12 (8%)	1	12
2	5-C	143/145 (99%)	111 (78%)	20 (14%)	12 (8%)	1	12
2	6-C	143/145 (99%)	111 (78%)	20 (14%)	12 (8%)	1	12
2	7-C	143/145 (99%)	111 (78%)	20 (14%)	12 (8%)	1	12
2	8-C	143/145 (99%)	111 (78%)	20 (14%)	12 (8%)	1	12
2	9-C	143/145 (99%)	111 (78%)	20 (14%)	12 (8%)	1	12
2	10-C	143/145 (99%)	111 (78%)	20 (14%)	12 (8%)	1	12
2	11-C	143/145 (99%)	110 (77%)	21 (15%)	12 (8%)	1	12
2	12-C	143/145 (99%)	111 (78%)	20 (14%)	12 (8%)	1	12

Continued on next page...

Continued from previous page...

Mol	Chain	Analysed	Favoured	Allowed	Outliers	Percentiles	
2	13-C	143/145 (99%)	111 (78%)	20 (14%)	12 (8%)	1	12
2	14-C	143/145 (99%)	111 (78%)	20 (14%)	12 (8%)	1	12
2	15-C	143/145 (99%)	111 (78%)	20 (14%)	12 (8%)	1	12
2	16-C	143/145 (99%)	111 (78%)	20 (14%)	12 (8%)	1	12
2	17-C	143/145 (99%)	111 (78%)	20 (14%)	12 (8%)	1	12
2	18-C	143/145 (99%)	111 (78%)	20 (14%)	12 (8%)	1	12
2	19-C	143/145 (99%)	111 (78%)	20 (14%)	12 (8%)	1	12
2	20-C	143/145 (99%)	110 (77%)	21 (15%)	12 (8%)	1	12
3	1-M	786/840 (94%)	649 (83%)	114 (14%)	23 (3%)	4	29
3	2-M	786/840 (94%)	649 (83%)	114 (14%)	23 (3%)	4	29
3	3-M	786/840 (94%)	648 (82%)	116 (15%)	22 (3%)	5	30
3	4-M	788/840 (94%)	651 (83%)	114 (14%)	23 (3%)	4	29
3	5-M	788/840 (94%)	650 (82%)	115 (15%)	23 (3%)	4	29
3	6-M	786/840 (94%)	648 (82%)	114 (14%)	24 (3%)	4	27
3	7-M	788/840 (94%)	650 (82%)	115 (15%)	23 (3%)	4	29
3	8-M	788/840 (94%)	650 (82%)	115 (15%)	23 (3%)	4	29
3	9-M	786/840 (94%)	648 (82%)	115 (15%)	23 (3%)	4	29
3	10-M	786/840 (94%)	649 (83%)	114 (14%)	23 (3%)	4	29
3	11-M	788/840 (94%)	650 (82%)	115 (15%)	23 (3%)	4	29
3	12-M	788/840 (94%)	650 (82%)	114 (14%)	24 (3%)	4	28
3	13-M	786/840 (94%)	648 (82%)	116 (15%)	22 (3%)	5	30
3	14-M	788/840 (94%)	647 (82%)	116 (15%)	25 (3%)	4	26
3	15-M	786/840 (94%)	649 (83%)	115 (15%)	22 (3%)	5	30
3	16-M	786/840 (94%)	648 (82%)	114 (14%)	24 (3%)	4	27
3	17-M	788/840 (94%)	650 (82%)	114 (14%)	24 (3%)	4	28
3	18-M	786/840 (94%)	649 (83%)	115 (15%)	22 (3%)	5	30
3	19-M	786/840 (94%)	649 (83%)	115 (15%)	22 (3%)	5	30
3	20-M	788/840 (94%)	650 (82%)	114 (14%)	24 (3%)	4	28
All	All	21558/22700 (95%)	17584 (82%)	3032 (14%)	942 (4%)	4	22

All (942) Ramachandran outliers are listed below:

Mol	Chain	Res	Type
1	1-B	76	ASN
1	1-B	109	LYS
1	1-B	115	SER
1	1-B	141	PRO
1	1-B	142	PRO
1	1-B	149	ASP
2	1-C	7	ILE
2	1-C	41	PRO
2	1-C	61	LYS
2	1-C	133	SER
3	1-M	73	LYS
3	1-M	712	PRO
3	1-M	729	ALA
3	1-M	751	ILE
3	1-M	757	GLN
3	1-M	762	HIS
1	2-B	76	ASN
1	2-B	109	LYS
1	2-B	115	SER
1	2-B	141	PRO
1	2-B	142	PRO
1	2-B	149	ASP
2	2-C	7	ILE
2	2-C	41	PRO
2	2-C	61	LYS
2	2-C	133	SER
3	2-M	73	LYS
3	2-M	712	PRO
3	2-M	729	ALA
3	2-M	751	ILE
3	2-M	757	GLN
3	2-M	762	HIS
1	3-B	76	ASN
1	3-B	109	LYS
1	3-B	115	SER
1	3-B	141	PRO
1	3-B	142	PRO
1	3-B	149	ASP
2	3-C	7	ILE
2	3-C	41	PRO
2	3-C	61	LYS
2	3-C	133	SER
3	3-M	73	LYS

Continued on next page...

Continued from previous page...

Mol	Chain	Res	Type
3	3-M	712	PRO
3	3-M	729	ALA
3	3-M	751	ILE
3	3-M	757	GLN
3	3-M	762	HIS
1	4-B	76	ASN
1	4-B	109	LYS
1	4-B	115	SER
1	4-B	141	PRO
1	4-B	142	PRO
1	4-B	149	ASP
2	4-C	7	ILE
2	4-C	41	PRO
2	4-C	61	LYS
2	4-C	133	SER
3	4-M	73	LYS
3	4-M	712	PRO
3	4-M	729	ALA
3	4-M	751	ILE
3	4-M	757	GLN
3	4-M	762	HIS
1	5-B	76	ASN
1	5-B	109	LYS
1	5-B	115	SER
1	5-B	141	PRO
1	5-B	142	PRO
1	5-B	149	ASP
2	5-C	7	ILE
2	5-C	41	PRO
2	5-C	61	LYS
2	5-C	133	SER
3	5-M	73	LYS
3	5-M	712	PRO
3	5-M	729	ALA
3	5-M	751	ILE
3	5-M	757	GLN
3	5-M	762	HIS
1	6-B	76	ASN
1	6-B	109	LYS
1	6-B	115	SER
1	6-B	141	PRO
1	6-B	142	PRO

Continued on next page...

Continued from previous page...

Mol	Chain	Res	Type
1	6-B	149	ASP
2	6-C	7	ILE
2	6-C	41	PRO
2	6-C	61	LYS
2	6-C	133	SER
3	6-M	73	LYS
3	6-M	712	PRO
3	6-M	729	ALA
3	6-M	751	ILE
3	6-M	757	GLN
3	6-M	762	HIS
1	7-B	76	ASN
1	7-B	109	LYS
1	7-B	115	SER
1	7-B	141	PRO
1	7-B	142	PRO
1	7-B	149	ASP
2	7-C	7	ILE
2	7-C	41	PRO
2	7-C	61	LYS
2	7-C	133	SER
3	7-M	73	LYS
3	7-M	712	PRO
3	7-M	729	ALA
3	7-M	751	ILE
3	7-M	757	GLN
3	7-M	762	HIS
1	8-B	76	ASN
1	8-B	109	LYS
1	8-B	115	SER
1	8-B	141	PRO
1	8-B	142	PRO
1	8-B	149	ASP
2	8-C	7	ILE
2	8-C	41	PRO
2	8-C	61	LYS
2	8-C	133	SER
3	8-M	73	LYS
3	8-M	712	PRO
3	8-M	729	ALA
3	8-M	751	ILE
3	8-M	757	GLN

Continued on next page...

Continued from previous page...

Mol	Chain	Res	Type
3	8-M	762	HIS
1	9-B	76	ASN
1	9-B	109	LYS
1	9-B	115	SER
1	9-B	141	PRO
1	9-B	142	PRO
1	9-B	149	ASP
2	9-C	7	ILE
2	9-C	41	PRO
2	9-C	61	LYS
2	9-C	133	SER
3	9-M	73	LYS
3	9-M	712	PRO
3	9-M	729	ALA
3	9-M	751	ILE
3	9-M	757	GLN
3	9-M	762	HIS
1	10-B	76	ASN
1	10-B	109	LYS
1	10-B	115	SER
1	10-B	141	PRO
1	10-B	142	PRO
1	10-B	149	ASP
2	10-C	7	ILE
2	10-C	41	PRO
2	10-C	61	LYS
2	10-C	133	SER
3	10-M	73	LYS
3	10-M	712	PRO
3	10-M	729	ALA
3	10-M	751	ILE
3	10-M	757	GLN
3	10-M	762	HIS
1	11-B	76	ASN
1	11-B	109	LYS
1	11-B	115	SER
1	11-B	141	PRO
1	11-B	142	PRO
1	11-B	149	ASP
2	11-C	7	ILE
2	11-C	41	PRO
2	11-C	61	LYS

Continued on next page...

Continued from previous page...

Mol	Chain	Res	Type
2	11-C	133	SER
3	11-M	73	LYS
3	11-M	712	PRO
3	11-M	729	ALA
3	11-M	751	ILE
3	11-M	757	GLN
3	11-M	762	HIS
1	12-B	76	ASN
1	12-B	109	LYS
1	12-B	115	SER
1	12-B	141	PRO
1	12-B	142	PRO
1	12-B	149	ASP
2	12-C	7	ILE
2	12-C	41	PRO
2	12-C	61	LYS
2	12-C	133	SER
3	12-M	73	LYS
3	12-M	712	PRO
3	12-M	729	ALA
3	12-M	751	ILE
3	12-M	757	GLN
3	12-M	762	HIS
1	13-B	76	ASN
1	13-B	109	LYS
1	13-B	115	SER
1	13-B	141	PRO
1	13-B	142	PRO
1	13-B	149	ASP
2	13-C	7	ILE
2	13-C	41	PRO
2	13-C	61	LYS
2	13-C	133	SER
3	13-M	73	LYS
3	13-M	712	PRO
3	13-M	729	ALA
3	13-M	751	ILE
3	13-M	757	GLN
3	13-M	762	HIS
1	14-B	76	ASN
1	14-B	109	LYS
1	14-B	115	SER

Continued on next page...

Continued from previous page...

Mol	Chain	Res	Type
1	14-B	141	PRO
1	14-B	142	PRO
1	14-B	149	ASP
2	14-C	7	ILE
2	14-C	41	PRO
2	14-C	61	LYS
2	14-C	133	SER
3	14-M	73	LYS
3	14-M	710	GLY
3	14-M	712	PRO
3	14-M	729	ALA
3	14-M	751	ILE
3	14-M	757	GLN
3	14-M	762	HIS
1	15-B	76	ASN
1	15-B	109	LYS
1	15-B	115	SER
1	15-B	141	PRO
1	15-B	142	PRO
1	15-B	149	ASP
2	15-C	7	ILE
2	15-C	41	PRO
2	15-C	61	LYS
2	15-C	133	SER
3	15-M	73	LYS
3	15-M	712	PRO
3	15-M	729	ALA
3	15-M	751	ILE
3	15-M	757	GLN
3	15-M	762	HIS
1	16-B	76	ASN
1	16-B	109	LYS
1	16-B	115	SER
1	16-B	141	PRO
1	16-B	142	PRO
1	16-B	149	ASP
2	16-C	7	ILE
2	16-C	41	PRO
2	16-C	61	LYS
2	16-C	133	SER
3	16-M	73	LYS
3	16-M	712	PRO

Continued on next page...

Continued from previous page...

Mol	Chain	Res	Type
3	16-M	729	ALA
3	16-M	751	ILE
3	16-M	757	GLN
3	16-M	762	HIS
1	17-B	76	ASN
1	17-B	109	LYS
1	17-B	115	SER
1	17-B	141	PRO
1	17-B	142	PRO
1	17-B	149	ASP
2	17-C	7	ILE
2	17-C	41	PRO
2	17-C	61	LYS
2	17-C	133	SER
3	17-M	73	LYS
3	17-M	712	PRO
3	17-M	729	ALA
3	17-M	751	ILE
3	17-M	757	GLN
3	17-M	762	HIS
1	18-B	76	ASN
1	18-B	109	LYS
1	18-B	115	SER
1	18-B	141	PRO
1	18-B	142	PRO
1	18-B	149	ASP
2	18-C	7	ILE
2	18-C	41	PRO
2	18-C	61	LYS
2	18-C	133	SER
3	18-M	73	LYS
3	18-M	712	PRO
3	18-M	729	ALA
3	18-M	751	ILE
3	18-M	757	GLN
3	18-M	762	HIS
1	19-B	76	ASN
1	19-B	109	LYS
1	19-B	115	SER
1	19-B	141	PRO
1	19-B	142	PRO
1	19-B	149	ASP

Continued on next page...

Continued from previous page...

Mol	Chain	Res	Type
2	19-C	7	ILE
2	19-C	41	PRO
2	19-C	61	LYS
2	19-C	133	SER
3	19-M	73	LYS
3	19-M	712	PRO
3	19-M	729	ALA
3	19-M	751	ILE
3	19-M	757	GLN
3	19-M	762	HIS
1	20-B	76	ASN
1	20-B	109	LYS
1	20-B	115	SER
1	20-B	141	PRO
1	20-B	142	PRO
1	20-B	149	ASP
2	20-C	7	ILE
2	20-C	41	PRO
2	20-C	61	LYS
2	20-C	133	SER
3	20-M	73	LYS
3	20-M	712	PRO
3	20-M	729	ALA
3	20-M	751	ILE
3	20-M	757	GLN
3	20-M	762	HIS
1	1-B	35	ASP
1	1-B	77	PHE
1	1-B	123	THR
1	1-B	125	CYS
2	1-C	9	ASP
2	1-C	44	ALA
3	1-M	11	GLY
3	1-M	21	GLU
3	1-M	517	MET
3	1-M	532	ILE
3	1-M	731	ALA
3	1-M	827	LYS
1	2-B	35	ASP
1	2-B	77	PHE
1	2-B	123	THR
1	2-B	125	CYS

Continued on next page...

Continued from previous page...

Mol	Chain	Res	Type
2	2-C	9	ASP
2	2-C	44	ALA
3	2-M	11	GLY
3	2-M	21	GLU
3	2-M	517	MET
3	2-M	532	ILE
3	2-M	731	ALA
3	2-M	827	LYS
1	3-B	35	ASP
1	3-B	77	PHE
1	3-B	123	THR
1	3-B	125	CYS
2	3-C	9	ASP
2	3-C	44	ALA
3	3-M	11	GLY
3	3-M	21	GLU
3	3-M	517	MET
3	3-M	731	ALA
3	3-M	827	LYS
1	4-B	35	ASP
1	4-B	77	PHE
1	4-B	123	THR
1	4-B	125	CYS
2	4-C	9	ASP
2	4-C	44	ALA
2	4-C	63	ILE
3	4-M	11	GLY
3	4-M	21	GLU
3	4-M	517	MET
3	4-M	532	ILE
3	4-M	731	ALA
3	4-M	827	LYS
1	5-B	35	ASP
1	5-B	77	PHE
1	5-B	123	THR
1	5-B	125	CYS
2	5-C	9	ASP
2	5-C	44	ALA
3	5-M	11	GLY
3	5-M	21	GLU
3	5-M	517	MET
3	5-M	532	ILE

Continued on next page...

Continued from previous page...

Mol	Chain	Res	Type
3	5-M	731	ALA
3	5-M	827	LYS
1	6-B	35	ASP
1	6-B	77	PHE
1	6-B	123	THR
1	6-B	125	CYS
2	6-C	9	ASP
2	6-C	44	ALA
2	6-C	63	ILE
3	6-M	11	GLY
3	6-M	21	GLU
3	6-M	517	MET
3	6-M	532	ILE
3	6-M	710	GLY
3	6-M	731	ALA
3	6-M	827	LYS
1	7-B	35	ASP
1	7-B	77	PHE
1	7-B	123	THR
1	7-B	125	CYS
2	7-C	9	ASP
2	7-C	44	ALA
2	7-C	63	ILE
3	7-M	11	GLY
3	7-M	21	GLU
3	7-M	517	MET
3	7-M	532	ILE
3	7-M	731	ALA
3	7-M	827	LYS
1	8-B	35	ASP
1	8-B	77	PHE
1	8-B	123	THR
1	8-B	125	CYS
2	8-C	9	ASP
2	8-C	44	ALA
2	8-C	63	ILE
3	8-M	11	GLY
3	8-M	21	GLU
3	8-M	517	MET
3	8-M	731	ALA
3	8-M	827	LYS
1	9-B	35	ASP

Continued on next page...

Continued from previous page...

Mol	Chain	Res	Type
1	9-B	77	PHE
1	9-B	123	THR
1	9-B	125	CYS
2	9-C	9	ASP
2	9-C	44	ALA
2	9-C	63	ILE
3	9-M	11	GLY
3	9-M	21	GLU
3	9-M	517	MET
3	9-M	731	ALA
3	9-M	827	LYS
1	10-B	35	ASP
1	10-B	77	PHE
1	10-B	123	THR
1	10-B	125	CYS
2	10-C	9	ASP
2	10-C	44	ALA
3	10-M	11	GLY
3	10-M	21	GLU
3	10-M	517	MET
3	10-M	731	ALA
3	10-M	827	LYS
1	11-B	35	ASP
1	11-B	77	PHE
1	11-B	123	THR
1	11-B	125	CYS
2	11-C	9	ASP
2	11-C	44	ALA
2	11-C	63	ILE
3	11-M	11	GLY
3	11-M	21	GLU
3	11-M	517	MET
3	11-M	731	ALA
3	11-M	827	LYS
1	12-B	35	ASP
1	12-B	77	PHE
1	12-B	123	THR
1	12-B	125	CYS
2	12-C	9	ASP
2	12-C	44	ALA
2	12-C	63	ILE
3	12-M	11	GLY

Continued on next page...

Continued from previous page...

Mol	Chain	Res	Type
3	12-M	21	GLU
3	12-M	517	MET
3	12-M	731	ALA
3	12-M	827	LYS
1	13-B	35	ASP
1	13-B	77	PHE
1	13-B	123	THR
1	13-B	125	CYS
2	13-C	9	ASP
2	13-C	44	ALA
3	13-M	11	GLY
3	13-M	21	GLU
3	13-M	517	MET
3	13-M	731	ALA
3	13-M	827	LYS
1	14-B	35	ASP
1	14-B	77	PHE
1	14-B	123	THR
1	14-B	125	CYS
2	14-C	9	ASP
2	14-C	44	ALA
2	14-C	63	ILE
3	14-M	11	GLY
3	14-M	21	GLU
3	14-M	517	MET
3	14-M	731	ALA
3	14-M	827	LYS
1	15-B	35	ASP
1	15-B	77	PHE
1	15-B	123	THR
1	15-B	125	CYS
2	15-C	9	ASP
2	15-C	44	ALA
3	15-M	11	GLY
3	15-M	21	GLU
3	15-M	517	MET
3	15-M	731	ALA
3	15-M	827	LYS
1	16-B	35	ASP
1	16-B	77	PHE
1	16-B	123	THR
1	16-B	125	CYS

Continued on next page...

Continued from previous page...

Mol	Chain	Res	Type
2	16-C	9	ASP
2	16-C	44	ALA
2	16-C	63	ILE
3	16-M	11	GLY
3	16-M	21	GLU
3	16-M	517	MET
3	16-M	731	ALA
3	16-M	827	LYS
1	17-B	35	ASP
1	17-B	77	PHE
1	17-B	123	THR
1	17-B	125	CYS
2	17-C	9	ASP
2	17-C	44	ALA
2	17-C	63	ILE
3	17-M	11	GLY
3	17-M	21	GLU
3	17-M	517	MET
3	17-M	731	ALA
3	17-M	827	LYS
1	18-B	35	ASP
1	18-B	77	PHE
1	18-B	123	THR
1	18-B	125	CYS
2	18-C	9	ASP
2	18-C	44	ALA
3	18-M	11	GLY
3	18-M	21	GLU
3	18-M	517	MET
3	18-M	731	ALA
3	18-M	827	LYS
1	19-B	35	ASP
1	19-B	77	PHE
1	19-B	123	THR
1	19-B	125	CYS
2	19-C	9	ASP
2	19-C	44	ALA
3	19-M	11	GLY
3	19-M	21	GLU
3	19-M	517	MET
3	19-M	731	ALA
3	19-M	827	LYS

Continued on next page...

Continued from previous page...

Mol	Chain	Res	Type
1	20-B	35	ASP
1	20-B	77	PHE
1	20-B	123	THR
1	20-B	125	CYS
2	20-C	9	ASP
2	20-C	44	ALA
2	20-C	63	ILE
3	20-M	11	GLY
3	20-M	21	GLU
3	20-M	517	MET
3	20-M	731	ALA
3	20-M	827	LYS
1	1-B	18	MET
2	1-C	20	THR
2	1-C	63	ILE
2	1-C	128	LYS
3	1-M	58	GLY
3	1-M	294	ASN
1	2-B	18	MET
2	2-C	20	THR
2	2-C	63	ILE
2	2-C	128	LYS
3	2-M	58	GLY
3	2-M	294	ASN
1	3-B	18	MET
2	3-C	20	THR
2	3-C	63	ILE
2	3-C	128	LYS
3	3-M	58	GLY
3	3-M	294	ASN
3	3-M	532	ILE
1	4-B	18	MET
2	4-C	20	THR
2	4-C	128	LYS
3	4-M	58	GLY
3	4-M	294	ASN
1	5-B	18	MET
2	5-C	20	THR
2	5-C	63	ILE
2	5-C	128	LYS
3	5-M	58	GLY
3	5-M	294	ASN

Continued on next page...

Continued from previous page...

Mol	Chain	Res	Type
1	6-B	18	MET
2	6-C	20	THR
2	6-C	128	LYS
3	6-M	58	GLY
3	6-M	294	ASN
1	7-B	18	MET
2	7-C	20	THR
2	7-C	128	LYS
3	7-M	58	GLY
3	7-M	294	ASN
1	8-B	18	MET
2	8-C	20	THR
2	8-C	128	LYS
3	8-M	58	GLY
3	8-M	294	ASN
3	8-M	532	ILE
1	9-B	18	MET
2	9-C	20	THR
2	9-C	128	LYS
3	9-M	58	GLY
3	9-M	294	ASN
3	9-M	532	ILE
1	10-B	18	MET
2	10-C	20	THR
2	10-C	63	ILE
2	10-C	128	LYS
3	10-M	58	GLY
3	10-M	294	ASN
3	10-M	532	ILE
1	11-B	18	MET
2	11-C	20	THR
2	11-C	128	LYS
3	11-M	58	GLY
3	11-M	294	ASN
3	11-M	532	ILE
1	12-B	18	MET
2	12-C	20	THR
2	12-C	128	LYS
3	12-M	58	GLY
3	12-M	294	ASN
3	12-M	532	ILE
1	13-B	18	MET

Continued on next page...

Continued from previous page...

Mol	Chain	Res	Type
2	13-C	20	THR
2	13-C	63	ILE
2	13-C	128	LYS
3	13-M	58	GLY
3	13-M	294	ASN
3	13-M	532	ILE
1	14-B	18	MET
2	14-C	20	THR
2	14-C	128	LYS
3	14-M	58	GLY
3	14-M	294	ASN
3	14-M	532	ILE
1	15-B	18	MET
2	15-C	20	THR
2	15-C	63	ILE
2	15-C	128	LYS
3	15-M	58	GLY
3	15-M	294	ASN
3	15-M	532	ILE
1	16-B	18	MET
2	16-C	20	THR
2	16-C	128	LYS
3	16-M	58	GLY
3	16-M	294	ASN
3	16-M	532	ILE
1	17-B	18	MET
2	17-C	20	THR
2	17-C	128	LYS
3	17-M	58	GLY
3	17-M	294	ASN
3	17-M	532	ILE
1	18-B	18	MET
2	18-C	20	THR
2	18-C	63	ILE
2	18-C	128	LYS
3	18-M	58	GLY
3	18-M	294	ASN
3	18-M	532	ILE
1	19-B	18	MET
2	19-C	20	THR
2	19-C	63	ILE
2	19-C	128	LYS

Continued on next page...

Continued from previous page...

Mol	Chain	Res	Type
3	19-M	58	GLY
3	19-M	294	ASN
3	19-M	532	ILE
1	20-B	18	MET
2	20-C	20	THR
2	20-C	128	LYS
3	20-M	58	GLY
3	20-M	294	ASN
3	20-M	532	ILE
2	1-C	96	LYS
3	1-M	269	LEU
3	1-M	435	GLU
3	1-M	817	GLN
2	2-C	96	LYS
3	2-M	269	LEU
3	2-M	435	GLU
3	2-M	817	GLN
2	3-C	96	LYS
3	3-M	269	LEU
3	3-M	435	GLU
3	3-M	817	GLN
2	4-C	96	LYS
3	4-M	269	LEU
3	4-M	435	GLU
3	4-M	817	GLN
2	5-C	96	LYS
3	5-M	269	LEU
3	5-M	435	GLU
3	5-M	817	GLN
2	6-C	96	LYS
3	6-M	269	LEU
3	6-M	435	GLU
3	6-M	817	GLN
2	7-C	96	LYS
3	7-M	269	LEU
3	7-M	435	GLU
3	7-M	817	GLN
2	8-C	96	LYS
3	8-M	269	LEU
3	8-M	435	GLU
3	8-M	817	GLN
2	9-C	96	LYS

Continued on next page...

Continued from previous page...

Mol	Chain	Res	Type
3	9-M	269	LEU
3	9-M	435	GLU
3	9-M	817	GLN
2	10-C	96	LYS
3	10-M	269	LEU
3	10-M	435	GLU
3	10-M	817	GLN
2	11-C	96	LYS
3	11-M	269	LEU
3	11-M	435	GLU
3	11-M	817	GLN
2	12-C	96	LYS
3	12-M	269	LEU
3	12-M	435	GLU
3	12-M	817	GLN
2	13-C	96	LYS
3	13-M	269	LEU
3	13-M	435	GLU
3	13-M	817	GLN
2	14-C	96	LYS
3	14-M	269	LEU
3	14-M	435	GLU
3	14-M	817	GLN
2	15-C	96	LYS
3	15-M	269	LEU
3	15-M	435	GLU
3	15-M	817	GLN
2	16-C	96	LYS
3	16-M	269	LEU
3	16-M	435	GLU
3	16-M	817	GLN
2	17-C	96	LYS
3	17-M	269	LEU
3	17-M	435	GLU
3	17-M	817	GLN
2	18-C	96	LYS
3	18-M	269	LEU
3	18-M	435	GLU
3	18-M	817	GLN
2	19-C	96	LYS
3	19-M	269	LEU
3	19-M	435	GLU

Continued on next page...

Continued from previous page...

Mol	Chain	Res	Type
3	19-M	817	GLN
2	20-C	96	LYS
3	20-M	269	LEU
3	20-M	435	GLU
3	20-M	817	GLN
1	1-B	105	ASP
3	1-M	8	ALA
3	1-M	556	ASP
1	2-B	105	ASP
3	2-M	8	ALA
3	2-M	556	ASP
1	3-B	105	ASP
2	3-C	148	SER
3	3-M	8	ALA
3	3-M	556	ASP
1	4-B	105	ASP
2	4-C	148	SER
3	4-M	8	ALA
3	4-M	556	ASP
1	5-B	105	ASP
2	5-C	148	SER
3	5-M	8	ALA
3	5-M	556	ASP
1	6-B	105	ASP
2	6-C	148	SER
3	6-M	8	ALA
3	6-M	556	ASP
1	7-B	105	ASP
2	7-C	148	SER
3	7-M	8	ALA
3	7-M	556	ASP
1	8-B	105	ASP
2	8-C	148	SER
3	8-M	8	ALA
3	8-M	556	ASP
1	9-B	105	ASP
2	9-C	148	SER
3	9-M	8	ALA
3	9-M	556	ASP
1	10-B	105	ASP
3	10-M	8	ALA
3	10-M	556	ASP

Continued on next page...

Continued from previous page...

Mol	Chain	Res	Type
1	11-B	105	ASP
2	11-C	148	SER
3	11-M	8	ALA
3	11-M	556	ASP
1	12-B	105	ASP
2	12-C	148	SER
3	12-M	8	ALA
3	12-M	556	ASP
1	13-B	105	ASP
3	13-M	8	ALA
3	13-M	556	ASP
1	14-B	105	ASP
2	14-C	148	SER
3	14-M	8	ALA
3	14-M	556	ASP
1	15-B	105	ASP
3	15-M	8	ALA
3	15-M	556	ASP
1	16-B	105	ASP
2	16-C	148	SER
3	16-M	8	ALA
3	16-M	556	ASP
1	17-B	105	ASP
2	17-C	148	SER
3	17-M	8	ALA
3	17-M	556	ASP
1	18-B	105	ASP
3	18-M	8	ALA
3	18-M	556	ASP
1	19-B	105	ASP
3	19-M	8	ALA
3	19-M	556	ASP
1	20-B	105	ASP
2	20-C	148	SER
3	20-M	8	ALA
3	20-M	556	ASP
2	1-C	148	SER
3	1-M	79	SER
3	1-M	219	GLU
2	2-C	148	SER
3	2-M	79	SER
3	2-M	219	GLU

Continued on next page...

Continued from previous page...

Mol	Chain	Res	Type
3	3-M	79	SER
3	4-M	79	SER
3	4-M	219	GLU
3	5-M	79	SER
3	5-M	219	GLU
3	6-M	79	SER
3	6-M	219	GLU
3	7-M	79	SER
3	7-M	219	GLU
3	8-M	79	SER
3	8-M	219	GLU
3	9-M	79	SER
3	9-M	219	GLU
2	10-C	148	SER
3	10-M	219	GLU
3	10-M	822	SER
3	11-M	79	SER
3	11-M	219	GLU
3	12-M	79	SER
3	12-M	219	GLU
3	12-M	822	SER
2	13-C	148	SER
3	13-M	219	GLU
3	14-M	79	SER
3	14-M	219	GLU
3	14-M	822	SER
2	15-C	148	SER
3	15-M	219	GLU
3	16-M	79	SER
3	16-M	219	GLU
3	16-M	822	SER
3	17-M	79	SER
3	17-M	219	GLU
3	17-M	822	SER
2	18-C	148	SER
3	18-M	219	GLU
2	19-C	148	SER
3	19-M	219	GLU
3	20-M	79	SER
3	20-M	219	GLU
3	20-M	822	SER
3	1-M	287	ILE

Continued on next page...

Continued from previous page...

Mol	Chain	Res	Type
3	1-M	840	PRO
3	2-M	287	ILE
3	2-M	840	PRO
3	3-M	287	ILE
3	3-M	840	PRO
3	4-M	287	ILE
3	4-M	840	PRO
3	5-M	287	ILE
3	5-M	840	PRO
3	6-M	287	ILE
3	6-M	840	PRO
3	7-M	287	ILE
3	7-M	840	PRO
3	8-M	287	ILE
3	8-M	840	PRO
3	9-M	287	ILE
3	9-M	840	PRO
3	10-M	287	ILE
3	10-M	840	PRO
3	11-M	287	ILE
3	11-M	840	PRO
3	12-M	287	ILE
3	12-M	840	PRO
3	13-M	287	ILE
3	13-M	840	PRO
3	14-M	287	ILE
3	14-M	840	PRO
3	15-M	287	ILE
3	15-M	840	PRO
3	16-M	287	ILE
3	16-M	840	PRO
3	17-M	287	ILE
3	17-M	840	PRO
3	18-M	287	ILE
3	18-M	840	PRO
3	19-M	287	ILE
3	19-M	840	PRO
3	20-M	287	ILE
3	20-M	840	PRO
2	2-C	115	GLY
2	3-C	115	GLY
2	8-C	115	GLY

Continued on next page...

Continued from previous page...

Mol	Chain	Res	Type
2	9-C	115	GLY
2	10-C	115	GLY
2	11-C	115	GLY
2	13-C	115	GLY
2	14-C	115	GLY
2	15-C	115	GLY
2	16-C	115	GLY
2	17-C	115	GLY
2	18-C	115	GLY
2	19-C	115	GLY
2	20-C	115	GLY
2	1-C	115	GLY
2	4-C	115	GLY
2	5-C	115	GLY
2	6-C	115	GLY
2	7-C	115	GLY
2	12-C	115	GLY

5.3.2 Protein sidechains [i](#)

In the following table, the Percentiles column shows the percent sidechain outliers of the chain as a percentile score with respect to all PDB entries followed by that with respect to all EM entries.

The Analysed column shows the number of residues for which the sidechain conformation was analysed, and the total number of residues.

Mol	Chain	Analysed	Rotameric	Outliers	Percentiles
1	1-B	128/130 (98%)	116 (91%)	12 (9%)	8 28
1	2-B	128/130 (98%)	116 (91%)	12 (9%)	8 28
1	3-B	128/130 (98%)	116 (91%)	12 (9%)	8 28
1	4-B	128/130 (98%)	116 (91%)	12 (9%)	8 28
1	5-B	128/130 (98%)	116 (91%)	12 (9%)	8 28
1	6-B	128/130 (98%)	116 (91%)	12 (9%)	8 28
1	7-B	128/130 (98%)	116 (91%)	12 (9%)	8 28
1	8-B	128/130 (98%)	116 (91%)	12 (9%)	8 28
1	9-B	128/130 (98%)	116 (91%)	12 (9%)	8 28
1	10-B	128/130 (98%)	116 (91%)	12 (9%)	8 28
1	11-B	128/130 (98%)	116 (91%)	12 (9%)	8 28

Continued on next page...

Continued from previous page...

Mol	Chain	Analysed	Rotameric	Outliers	Percentiles	
1	12-B	128/130 (98%)	116 (91%)	12 (9%)	8	28
1	13-B	128/130 (98%)	116 (91%)	12 (9%)	8	28
1	14-B	128/130 (98%)	116 (91%)	12 (9%)	8	28
1	15-B	128/130 (98%)	116 (91%)	12 (9%)	8	28
1	16-B	128/130 (98%)	116 (91%)	12 (9%)	8	28
1	17-B	128/130 (98%)	116 (91%)	12 (9%)	8	28
1	18-B	128/130 (98%)	116 (91%)	12 (9%)	8	28
1	19-B	128/130 (98%)	116 (91%)	12 (9%)	8	28
1	20-B	128/130 (98%)	116 (91%)	12 (9%)	8	28
2	1-C	120/122 (98%)	109 (91%)	11 (9%)	9	29
2	2-C	120/122 (98%)	109 (91%)	11 (9%)	9	29
2	3-C	120/122 (98%)	109 (91%)	11 (9%)	9	29
2	4-C	120/122 (98%)	109 (91%)	11 (9%)	9	29
2	5-C	120/122 (98%)	109 (91%)	11 (9%)	9	29
2	6-C	120/122 (98%)	109 (91%)	11 (9%)	9	29
2	7-C	120/122 (98%)	109 (91%)	11 (9%)	9	29
2	8-C	120/122 (98%)	109 (91%)	11 (9%)	9	29
2	9-C	120/122 (98%)	109 (91%)	11 (9%)	9	29
2	10-C	120/122 (98%)	109 (91%)	11 (9%)	9	29
2	11-C	120/122 (98%)	109 (91%)	11 (9%)	9	29
2	12-C	120/122 (98%)	109 (91%)	11 (9%)	9	29
2	13-C	120/122 (98%)	109 (91%)	11 (9%)	9	29
2	14-C	120/122 (98%)	109 (91%)	11 (9%)	9	29
2	15-C	120/122 (98%)	109 (91%)	11 (9%)	9	29
2	16-C	120/122 (98%)	109 (91%)	11 (9%)	9	29
2	17-C	120/122 (98%)	109 (91%)	11 (9%)	9	29
2	18-C	120/122 (98%)	109 (91%)	11 (9%)	9	29
2	19-C	120/122 (98%)	109 (91%)	11 (9%)	9	29
2	20-C	120/122 (98%)	109 (91%)	11 (9%)	9	29
3	1-M	693/724 (96%)	522 (75%)	171 (25%)	0	3
3	2-M	693/724 (96%)	522 (75%)	171 (25%)	0	3

Continued on next page...

Continued from previous page...

Mol	Chain	Analysed	Rotameric	Outliers	Percentiles	
3	3-M	693/724 (96%)	523 (76%)	170 (24%)	0	3
3	4-M	693/724 (96%)	522 (75%)	171 (25%)	0	3
3	5-M	693/724 (96%)	522 (75%)	171 (25%)	0	3
3	6-M	693/724 (96%)	522 (75%)	171 (25%)	0	3
3	7-M	693/724 (96%)	522 (75%)	171 (25%)	0	3
3	8-M	693/724 (96%)	522 (75%)	171 (25%)	0	3
3	9-M	693/724 (96%)	522 (75%)	171 (25%)	0	3
3	10-M	693/724 (96%)	523 (76%)	170 (24%)	0	3
3	11-M	693/724 (96%)	522 (75%)	171 (25%)	0	3
3	12-M	693/724 (96%)	522 (75%)	171 (25%)	0	3
3	13-M	693/724 (96%)	523 (76%)	170 (24%)	0	3
3	14-M	693/724 (96%)	522 (75%)	171 (25%)	0	3
3	15-M	693/724 (96%)	523 (76%)	170 (24%)	0	3
3	16-M	693/724 (96%)	522 (75%)	171 (25%)	0	3
3	17-M	693/724 (96%)	522 (75%)	171 (25%)	0	3
3	18-M	693/724 (96%)	523 (76%)	170 (24%)	0	3
3	19-M	693/724 (96%)	523 (76%)	170 (24%)	0	3
3	20-M	693/724 (96%)	522 (75%)	171 (25%)	0	3
All	All	18820/19520 (96%)	14946 (79%)	3874 (21%)	3	7

All (3874) residues with a non-rotameric sidechain are listed below:

Mol	Chain	Res	Type
1	1-B	14	ASN
1	1-B	16	PHE
1	1-B	35	ASP
1	1-B	65	ASP
1	1-B	75	ILE
1	1-B	114	LYS
1	1-B	117	LEU
1	1-B	129	THR
1	1-B	141	PRO
1	1-B	144	VAL
1	1-B	147	ASN
1	1-B	162	ASP
2	1-C	5	ASP

Continued on next page...

Continued from previous page...

Mol	Chain	Res	Type
2	1-C	9	ASP
2	1-C	22	ASP
2	1-C	49	ILE
2	1-C	63	ILE
2	1-C	65	PHE
2	1-C	84	PHE
2	1-C	95	ASP
2	1-C	102	VAL
2	1-C	131	GLU
2	1-C	137	ILE
3	1-M	4	ASP
3	1-M	7	MET
3	1-M	12	GLU
3	1-M	15	PRO
3	1-M	17	LEU
3	1-M	20	SER
3	1-M	22	LYS
3	1-M	30	LYS
3	1-M	35	LYS
3	1-M	36	SER
3	1-M	37	SER
3	1-M	46	SER
3	1-M	49	LYS
3	1-M	55	LYS
3	1-M	61	THR
3	1-M	69	THR
3	1-M	70	LEU
3	1-M	72	VAL
3	1-M	73	LYS
3	1-M	75	ASP
3	1-M	76	GLN
3	1-M	97	LEU
3	1-M	106	LEU
3	1-M	109	ARG
3	1-M	114	MET
3	1-M	117	THR
3	1-M	121	LEU
3	1-M	126	VAL
3	1-M	127	ASN
3	1-M	135	TYR
3	1-M	136	ASN
3	1-M	146	LYS

Continued on next page...

Continued from previous page...

Mol	Chain	Res	Type
3	1-M	149	GLN
3	1-M	155	ILE
3	1-M	157	SER
3	1-M	158	ILE
3	1-M	159	SER
3	1-M	165	PHE
3	1-M	167	LEU
3	1-M	169	ASP
3	1-M	173	GLN
3	1-M	178	THR
3	1-M	185	LYS
3	1-M	186	THR
3	1-M	187	VAL
3	1-M	191	ARG
3	1-M	193	ILE
3	1-M	194	GLN
3	1-M	198	THR
3	1-M	199	ILE
3	1-M	202	SER
3	1-M	218	LEU
3	1-M	221	GLN
3	1-M	223	ILE
3	1-M	227	PRO
3	1-M	229	LEU
3	1-M	244	SER
3	1-M	245	ARG
3	1-M	248	LYS
3	1-M	251	ARG
3	1-M	264	ASP
3	1-M	273	SER
3	1-M	274	ARG
3	1-M	278	GLN
3	1-M	282	GLU
3	1-M	287	ILE
3	1-M	290	GLN
3	1-M	294	ASN
3	1-M	298	GLU
3	1-M	300	ILE
3	1-M	325	ILE
3	1-M	331	LEU
3	1-M	336	SER
3	1-M	351	ILE

Continued on next page...

Continued from previous page...

Mol	Chain	Res	Type
3	1-M	354	LEU
3	1-M	364	LEU
3	1-M	365	LYS
3	1-M	372	GLU
3	1-M	376	GLU
3	1-M	381	GLU
3	1-M	389	LEU
3	1-M	392	LEU
3	1-M	394	SER
3	1-M	399	LYS
3	1-M	405	ARG
3	1-M	410	ASN
3	1-M	436	LYS
3	1-M	439	LEU
3	1-M	447	GLN
3	1-M	448	GLN
3	1-M	449	LEU
3	1-M	453	GLN
3	1-M	455	ARG
3	1-M	457	TYR
3	1-M	462	LEU
3	1-M	471	ASP
3	1-M	474	SER
3	1-M	480	ILE
3	1-M	487	LEU
3	1-M	495	MET
3	1-M	499	GLU
3	1-M	504	LYS
3	1-M	505	LYS
3	1-M	506	GLU
3	1-M	513	ILE
3	1-M	518	ASP
3	1-M	524	GLU
3	1-M	532	ILE
3	1-M	534	SER
3	1-M	537	GLU
3	1-M	543	PRO
3	1-M	549	SER
3	1-M	561	LYS
3	1-M	562	SER
3	1-M	563	ASN
3	1-M	580	SER

Continued on next page...

Continued from previous page...

Mol	Chain	Res	Type
3	1-M	593	SER
3	1-M	597	GLU
3	1-M	598	LYS
3	1-M	604	ASN
3	1-M	608	ILE
3	1-M	610	LEU
3	1-M	613	LYS
3	1-M	615	SER
3	1-M	621	LEU
3	1-M	625	THR
3	1-M	626	TYR
3	1-M	664	LEU
3	1-M	666	SER
3	1-M	673	ARG
3	1-M	675	ILE
3	1-M	676	ILE
3	1-M	686	MET
3	1-M	689	GLU
3	1-M	690	LEU
3	1-M	693	HIS
3	1-M	698	ASN
3	1-M	701	LEU
3	1-M	702	GLU
3	1-M	704	ILE
3	1-M	708	ARG
3	1-M	713	SER
3	1-M	714	ARG
3	1-M	716	LEU
3	1-M	719	ASP
3	1-M	722	GLN
3	1-M	723	ARG
3	1-M	728	ASN
3	1-M	734	GLU
3	1-M	737	PHE
3	1-M	738	MET
3	1-M	745	GLU
3	1-M	752	ASP
3	1-M	753	VAL
3	1-M	754	ASP
3	1-M	762	HIS
3	1-M	774	LEU
3	1-M	785	GLU

Continued on next page...

Continued from previous page...

Mol	Chain	Res	Type
3	1-M	787	ILE
3	1-M	793	ARG
3	1-M	799	MET
3	1-M	802	GLU
3	1-M	804	ARG
3	1-M	810	ARG
3	1-M	816	ILE
3	1-M	822	SER
3	1-M	832	MET
3	1-M	834	LEU
3	1-M	838	ILE
3	1-M	842	LEU
3	1-M	843	LYS
1	2-B	14	ASN
1	2-B	16	PHE
1	2-B	35	ASP
1	2-B	65	ASP
1	2-B	75	ILE
1	2-B	114	LYS
1	2-B	117	LEU
1	2-B	129	THR
1	2-B	141	PRO
1	2-B	144	VAL
1	2-B	147	ASN
1	2-B	162	ASP
2	2-C	5	ASP
2	2-C	9	ASP
2	2-C	22	ASP
2	2-C	49	ILE
2	2-C	63	ILE
2	2-C	65	PHE
2	2-C	84	PHE
2	2-C	95	ASP
2	2-C	102	VAL
2	2-C	131	GLU
2	2-C	137	ILE
3	2-M	4	ASP
3	2-M	7	MET
3	2-M	12	GLU
3	2-M	15	PRO
3	2-M	17	LEU
3	2-M	20	SER

Continued on next page...

Continued from previous page...

Mol	Chain	Res	Type
3	2-M	22	LYS
3	2-M	30	LYS
3	2-M	35	LYS
3	2-M	36	SER
3	2-M	37	SER
3	2-M	46	SER
3	2-M	49	LYS
3	2-M	55	LYS
3	2-M	61	THR
3	2-M	69	THR
3	2-M	70	LEU
3	2-M	72	VAL
3	2-M	73	LYS
3	2-M	75	ASP
3	2-M	76	GLN
3	2-M	97	LEU
3	2-M	106	LEU
3	2-M	109	ARG
3	2-M	114	MET
3	2-M	117	THR
3	2-M	121	LEU
3	2-M	126	VAL
3	2-M	127	ASN
3	2-M	135	TYR
3	2-M	136	ASN
3	2-M	146	LYS
3	2-M	149	GLN
3	2-M	155	ILE
3	2-M	157	SER
3	2-M	158	ILE
3	2-M	159	SER
3	2-M	165	PHE
3	2-M	167	LEU
3	2-M	169	ASP
3	2-M	173	GLN
3	2-M	178	THR
3	2-M	185	LYS
3	2-M	186	THR
3	2-M	187	VAL
3	2-M	191	ARG
3	2-M	193	ILE
3	2-M	194	GLN

Continued on next page...

Continued from previous page...

Mol	Chain	Res	Type
3	2-M	198	THR
3	2-M	199	ILE
3	2-M	202	SER
3	2-M	218	LEU
3	2-M	221	GLN
3	2-M	223	ILE
3	2-M	227	PRO
3	2-M	229	LEU
3	2-M	244	SER
3	2-M	245	ARG
3	2-M	248	LYS
3	2-M	251	ARG
3	2-M	264	ASP
3	2-M	273	SER
3	2-M	274	ARG
3	2-M	278	GLN
3	2-M	282	GLU
3	2-M	287	ILE
3	2-M	290	GLN
3	2-M	294	ASN
3	2-M	298	GLU
3	2-M	300	ILE
3	2-M	325	ILE
3	2-M	331	LEU
3	2-M	336	SER
3	2-M	351	ILE
3	2-M	354	LEU
3	2-M	364	LEU
3	2-M	365	LYS
3	2-M	372	GLU
3	2-M	376	GLU
3	2-M	381	GLU
3	2-M	389	LEU
3	2-M	392	LEU
3	2-M	394	SER
3	2-M	399	LYS
3	2-M	405	ARG
3	2-M	410	ASN
3	2-M	436	LYS
3	2-M	439	LEU
3	2-M	447	GLN
3	2-M	448	GLN

Continued on next page...

Continued from previous page...

Mol	Chain	Res	Type
3	2-M	449	LEU
3	2-M	453	GLN
3	2-M	455	ARG
3	2-M	457	TYR
3	2-M	462	LEU
3	2-M	471	ASP
3	2-M	474	SER
3	2-M	480	ILE
3	2-M	487	LEU
3	2-M	495	MET
3	2-M	499	GLU
3	2-M	504	LYS
3	2-M	505	LYS
3	2-M	506	GLU
3	2-M	513	ILE
3	2-M	518	ASP
3	2-M	524	GLU
3	2-M	532	ILE
3	2-M	534	SER
3	2-M	537	GLU
3	2-M	543	PRO
3	2-M	549	SER
3	2-M	561	LYS
3	2-M	562	SER
3	2-M	563	ASN
3	2-M	580	SER
3	2-M	593	SER
3	2-M	597	GLU
3	2-M	598	LYS
3	2-M	604	ASN
3	2-M	608	ILE
3	2-M	610	LEU
3	2-M	613	LYS
3	2-M	615	SER
3	2-M	621	LEU
3	2-M	625	THR
3	2-M	626	TYR
3	2-M	664	LEU
3	2-M	666	SER
3	2-M	673	ARG
3	2-M	675	ILE
3	2-M	676	ILE

Continued on next page...

Continued from previous page...

Mol	Chain	Res	Type
3	2-M	686	MET
3	2-M	689	GLU
3	2-M	690	LEU
3	2-M	693	HIS
3	2-M	698	ASN
3	2-M	701	LEU
3	2-M	702	GLU
3	2-M	704	ILE
3	2-M	708	ARG
3	2-M	713	SER
3	2-M	714	ARG
3	2-M	716	LEU
3	2-M	719	ASP
3	2-M	722	GLN
3	2-M	723	ARG
3	2-M	728	ASN
3	2-M	734	GLU
3	2-M	737	PHE
3	2-M	738	MET
3	2-M	745	GLU
3	2-M	752	ASP
3	2-M	753	VAL
3	2-M	754	ASP
3	2-M	762	HIS
3	2-M	774	LEU
3	2-M	785	GLU
3	2-M	787	ILE
3	2-M	793	ARG
3	2-M	799	MET
3	2-M	802	GLU
3	2-M	804	ARG
3	2-M	810	ARG
3	2-M	816	ILE
3	2-M	822	SER
3	2-M	832	MET
3	2-M	834	LEU
3	2-M	838	ILE
3	2-M	842	LEU
3	2-M	843	LYS
1	3-B	14	ASN
1	3-B	16	PHE
1	3-B	35	ASP

Continued on next page...

Continued from previous page...

Mol	Chain	Res	Type
1	3-B	65	ASP
1	3-B	75	ILE
1	3-B	114	LYS
1	3-B	117	LEU
1	3-B	129	THR
1	3-B	141	PRO
1	3-B	144	VAL
1	3-B	147	ASN
1	3-B	162	ASP
2	3-C	5	ASP
2	3-C	9	ASP
2	3-C	22	ASP
2	3-C	49	ILE
2	3-C	63	ILE
2	3-C	65	PHE
2	3-C	84	PHE
2	3-C	95	ASP
2	3-C	102	VAL
2	3-C	131	GLU
2	3-C	137	ILE
3	3-M	4	ASP
3	3-M	7	MET
3	3-M	12	GLU
3	3-M	15	PRO
3	3-M	17	LEU
3	3-M	20	SER
3	3-M	22	LYS
3	3-M	30	LYS
3	3-M	35	LYS
3	3-M	36	SER
3	3-M	37	SER
3	3-M	46	SER
3	3-M	49	LYS
3	3-M	55	LYS
3	3-M	61	THR
3	3-M	69	THR
3	3-M	70	LEU
3	3-M	72	VAL
3	3-M	73	LYS
3	3-M	75	ASP
3	3-M	76	GLN
3	3-M	97	LEU

Continued on next page...

Continued from previous page...

Mol	Chain	Res	Type
3	3-M	106	LEU
3	3-M	109	ARG
3	3-M	114	MET
3	3-M	117	THR
3	3-M	121	LEU
3	3-M	126	VAL
3	3-M	127	ASN
3	3-M	135	TYR
3	3-M	136	ASN
3	3-M	146	LYS
3	3-M	149	GLN
3	3-M	155	ILE
3	3-M	157	SER
3	3-M	158	ILE
3	3-M	159	SER
3	3-M	165	PHE
3	3-M	167	LEU
3	3-M	169	ASP
3	3-M	173	GLN
3	3-M	178	THR
3	3-M	185	LYS
3	3-M	186	THR
3	3-M	187	VAL
3	3-M	191	ARG
3	3-M	193	ILE
3	3-M	194	GLN
3	3-M	198	THR
3	3-M	199	ILE
3	3-M	202	SER
3	3-M	218	LEU
3	3-M	221	GLN
3	3-M	223	ILE
3	3-M	227	PRO
3	3-M	229	LEU
3	3-M	244	SER
3	3-M	245	ARG
3	3-M	248	LYS
3	3-M	251	ARG
3	3-M	264	ASP
3	3-M	273	SER
3	3-M	274	ARG
3	3-M	278	GLN

Continued on next page...

Continued from previous page...

Mol	Chain	Res	Type
3	3-M	282	GLU
3	3-M	287	ILE
3	3-M	290	GLN
3	3-M	294	ASN
3	3-M	298	GLU
3	3-M	300	ILE
3	3-M	325	ILE
3	3-M	331	LEU
3	3-M	336	SER
3	3-M	351	ILE
3	3-M	354	LEU
3	3-M	364	LEU
3	3-M	365	LYS
3	3-M	372	GLU
3	3-M	376	GLU
3	3-M	381	GLU
3	3-M	389	LEU
3	3-M	392	LEU
3	3-M	394	SER
3	3-M	399	LYS
3	3-M	405	ARG
3	3-M	410	ASN
3	3-M	436	LYS
3	3-M	439	LEU
3	3-M	447	GLN
3	3-M	448	GLN
3	3-M	449	LEU
3	3-M	453	GLN
3	3-M	455	ARG
3	3-M	457	TYR
3	3-M	462	LEU
3	3-M	471	ASP
3	3-M	474	SER
3	3-M	480	ILE
3	3-M	487	LEU
3	3-M	495	MET
3	3-M	499	GLU
3	3-M	504	LYS
3	3-M	505	LYS
3	3-M	506	GLU
3	3-M	513	ILE
3	3-M	518	ASP

Continued on next page...

Continued from previous page...

Mol	Chain	Res	Type
3	3-M	524	GLU
3	3-M	532	ILE
3	3-M	534	SER
3	3-M	537	GLU
3	3-M	549	SER
3	3-M	561	LYS
3	3-M	562	SER
3	3-M	563	ASN
3	3-M	580	SER
3	3-M	593	SER
3	3-M	597	GLU
3	3-M	598	LYS
3	3-M	604	ASN
3	3-M	608	ILE
3	3-M	610	LEU
3	3-M	613	LYS
3	3-M	615	SER
3	3-M	621	LEU
3	3-M	625	THR
3	3-M	626	TYR
3	3-M	664	LEU
3	3-M	666	SER
3	3-M	673	ARG
3	3-M	675	ILE
3	3-M	676	ILE
3	3-M	686	MET
3	3-M	689	GLU
3	3-M	690	LEU
3	3-M	693	HIS
3	3-M	698	ASN
3	3-M	701	LEU
3	3-M	702	GLU
3	3-M	704	ILE
3	3-M	708	ARG
3	3-M	713	SER
3	3-M	714	ARG
3	3-M	716	LEU
3	3-M	719	ASP
3	3-M	722	GLN
3	3-M	723	ARG
3	3-M	728	ASN
3	3-M	734	GLU

Continued on next page...

Continued from previous page...

Mol	Chain	Res	Type
3	3-M	737	PHE
3	3-M	738	MET
3	3-M	745	GLU
3	3-M	752	ASP
3	3-M	753	VAL
3	3-M	754	ASP
3	3-M	762	HIS
3	3-M	774	LEU
3	3-M	785	GLU
3	3-M	787	ILE
3	3-M	793	ARG
3	3-M	799	MET
3	3-M	802	GLU
3	3-M	804	ARG
3	3-M	810	ARG
3	3-M	816	ILE
3	3-M	822	SER
3	3-M	832	MET
3	3-M	834	LEU
3	3-M	838	ILE
3	3-M	842	LEU
3	3-M	843	LYS
1	4-B	14	ASN
1	4-B	16	PHE
1	4-B	35	ASP
1	4-B	65	ASP
1	4-B	75	ILE
1	4-B	114	LYS
1	4-B	117	LEU
1	4-B	129	THR
1	4-B	141	PRO
1	4-B	144	VAL
1	4-B	147	ASN
1	4-B	162	ASP
2	4-C	5	ASP
2	4-C	9	ASP
2	4-C	22	ASP
2	4-C	49	ILE
2	4-C	63	ILE
2	4-C	65	PHE
2	4-C	84	PHE
2	4-C	95	ASP

Continued on next page...

Continued from previous page...

Mol	Chain	Res	Type
2	4-C	102	VAL
2	4-C	131	GLU
2	4-C	137	ILE
3	4-M	4	ASP
3	4-M	7	MET
3	4-M	12	GLU
3	4-M	15	PRO
3	4-M	17	LEU
3	4-M	20	SER
3	4-M	22	LYS
3	4-M	30	LYS
3	4-M	35	LYS
3	4-M	36	SER
3	4-M	37	SER
3	4-M	46	SER
3	4-M	49	LYS
3	4-M	55	LYS
3	4-M	61	THR
3	4-M	69	THR
3	4-M	70	LEU
3	4-M	72	VAL
3	4-M	73	LYS
3	4-M	75	ASP
3	4-M	76	GLN
3	4-M	97	LEU
3	4-M	106	LEU
3	4-M	109	ARG
3	4-M	114	MET
3	4-M	117	THR
3	4-M	121	LEU
3	4-M	126	VAL
3	4-M	127	ASN
3	4-M	135	TYR
3	4-M	136	ASN
3	4-M	146	LYS
3	4-M	149	GLN
3	4-M	155	ILE
3	4-M	157	SER
3	4-M	158	ILE
3	4-M	159	SER
3	4-M	165	PHE
3	4-M	167	LEU

Continued on next page...

Continued from previous page...

Mol	Chain	Res	Type
3	4-M	169	ASP
3	4-M	173	GLN
3	4-M	178	THR
3	4-M	185	LYS
3	4-M	186	THR
3	4-M	187	VAL
3	4-M	191	ARG
3	4-M	193	ILE
3	4-M	194	GLN
3	4-M	198	THR
3	4-M	199	ILE
3	4-M	202	SER
3	4-M	218	LEU
3	4-M	221	GLN
3	4-M	223	ILE
3	4-M	227	PRO
3	4-M	229	LEU
3	4-M	244	SER
3	4-M	245	ARG
3	4-M	248	LYS
3	4-M	251	ARG
3	4-M	264	ASP
3	4-M	273	SER
3	4-M	274	ARG
3	4-M	278	GLN
3	4-M	282	GLU
3	4-M	287	ILE
3	4-M	290	GLN
3	4-M	294	ASN
3	4-M	298	GLU
3	4-M	300	ILE
3	4-M	325	ILE
3	4-M	331	LEU
3	4-M	336	SER
3	4-M	351	ILE
3	4-M	354	LEU
3	4-M	364	LEU
3	4-M	365	LYS
3	4-M	372	GLU
3	4-M	376	GLU
3	4-M	381	GLU
3	4-M	389	LEU

Continued on next page...

Continued from previous page...

Mol	Chain	Res	Type
3	4-M	392	LEU
3	4-M	394	SER
3	4-M	399	LYS
3	4-M	405	ARG
3	4-M	410	ASN
3	4-M	436	LYS
3	4-M	439	LEU
3	4-M	447	GLN
3	4-M	448	GLN
3	4-M	449	LEU
3	4-M	453	GLN
3	4-M	455	ARG
3	4-M	457	TYR
3	4-M	462	LEU
3	4-M	471	ASP
3	4-M	474	SER
3	4-M	480	ILE
3	4-M	487	LEU
3	4-M	495	MET
3	4-M	499	GLU
3	4-M	504	LYS
3	4-M	505	LYS
3	4-M	506	GLU
3	4-M	513	ILE
3	4-M	518	ASP
3	4-M	524	GLU
3	4-M	532	ILE
3	4-M	534	SER
3	4-M	537	GLU
3	4-M	543	PRO
3	4-M	549	SER
3	4-M	561	LYS
3	4-M	562	SER
3	4-M	563	ASN
3	4-M	580	SER
3	4-M	593	SER
3	4-M	597	GLU
3	4-M	598	LYS
3	4-M	604	ASN
3	4-M	608	ILE
3	4-M	610	LEU
3	4-M	613	LYS

Continued on next page...

Continued from previous page...

Mol	Chain	Res	Type
3	4-M	615	SER
3	4-M	621	LEU
3	4-M	625	THR
3	4-M	626	TYR
3	4-M	664	LEU
3	4-M	666	SER
3	4-M	673	ARG
3	4-M	675	ILE
3	4-M	676	ILE
3	4-M	686	MET
3	4-M	689	GLU
3	4-M	690	LEU
3	4-M	693	HIS
3	4-M	698	ASN
3	4-M	701	LEU
3	4-M	702	GLU
3	4-M	704	ILE
3	4-M	708	ARG
3	4-M	713	SER
3	4-M	714	ARG
3	4-M	716	LEU
3	4-M	719	ASP
3	4-M	722	GLN
3	4-M	723	ARG
3	4-M	728	ASN
3	4-M	734	GLU
3	4-M	737	PHE
3	4-M	738	MET
3	4-M	745	GLU
3	4-M	752	ASP
3	4-M	753	VAL
3	4-M	754	ASP
3	4-M	762	HIS
3	4-M	774	LEU
3	4-M	785	GLU
3	4-M	787	ILE
3	4-M	793	ARG
3	4-M	799	MET
3	4-M	802	GLU
3	4-M	804	ARG
3	4-M	810	ARG
3	4-M	816	ILE

Continued on next page...

Continued from previous page...

Mol	Chain	Res	Type
3	4-M	822	SER
3	4-M	832	MET
3	4-M	834	LEU
3	4-M	838	ILE
3	4-M	842	LEU
3	4-M	843	LYS
1	5-B	14	ASN
1	5-B	16	PHE
1	5-B	35	ASP
1	5-B	65	ASP
1	5-B	75	ILE
1	5-B	114	LYS
1	5-B	117	LEU
1	5-B	129	THR
1	5-B	141	PRO
1	5-B	144	VAL
1	5-B	147	ASN
1	5-B	162	ASP
2	5-C	5	ASP
2	5-C	9	ASP
2	5-C	22	ASP
2	5-C	49	ILE
2	5-C	63	ILE
2	5-C	65	PHE
2	5-C	84	PHE
2	5-C	95	ASP
2	5-C	102	VAL
2	5-C	131	GLU
2	5-C	137	ILE
3	5-M	4	ASP
3	5-M	7	MET
3	5-M	12	GLU
3	5-M	15	PRO
3	5-M	17	LEU
3	5-M	20	SER
3	5-M	22	LYS
3	5-M	30	LYS
3	5-M	35	LYS
3	5-M	36	SER
3	5-M	37	SER
3	5-M	46	SER
3	5-M	49	LYS

Continued on next page...

Continued from previous page...

Mol	Chain	Res	Type
3	5-M	55	LYS
3	5-M	61	THR
3	5-M	69	THR
3	5-M	70	LEU
3	5-M	72	VAL
3	5-M	73	LYS
3	5-M	75	ASP
3	5-M	76	GLN
3	5-M	97	LEU
3	5-M	106	LEU
3	5-M	109	ARG
3	5-M	114	MET
3	5-M	117	THR
3	5-M	121	LEU
3	5-M	126	VAL
3	5-M	127	ASN
3	5-M	135	TYR
3	5-M	136	ASN
3	5-M	146	LYS
3	5-M	149	GLN
3	5-M	155	ILE
3	5-M	157	SER
3	5-M	158	ILE
3	5-M	159	SER
3	5-M	165	PHE
3	5-M	167	LEU
3	5-M	169	ASP
3	5-M	173	GLN
3	5-M	178	THR
3	5-M	185	LYS
3	5-M	186	THR
3	5-M	187	VAL
3	5-M	191	ARG
3	5-M	193	ILE
3	5-M	194	GLN
3	5-M	198	THR
3	5-M	199	ILE
3	5-M	202	SER
3	5-M	218	LEU
3	5-M	221	GLN
3	5-M	223	ILE
3	5-M	227	PRO

Continued on next page...

Continued from previous page...

Mol	Chain	Res	Type
3	5-M	229	LEU
3	5-M	244	SER
3	5-M	245	ARG
3	5-M	248	LYS
3	5-M	251	ARG
3	5-M	264	ASP
3	5-M	273	SER
3	5-M	274	ARG
3	5-M	278	GLN
3	5-M	282	GLU
3	5-M	287	ILE
3	5-M	290	GLN
3	5-M	294	ASN
3	5-M	298	GLU
3	5-M	300	ILE
3	5-M	325	ILE
3	5-M	331	LEU
3	5-M	336	SER
3	5-M	351	ILE
3	5-M	354	LEU
3	5-M	364	LEU
3	5-M	365	LYS
3	5-M	372	GLU
3	5-M	376	GLU
3	5-M	381	GLU
3	5-M	389	LEU
3	5-M	392	LEU
3	5-M	394	SER
3	5-M	399	LYS
3	5-M	405	ARG
3	5-M	410	ASN
3	5-M	436	LYS
3	5-M	439	LEU
3	5-M	447	GLN
3	5-M	448	GLN
3	5-M	449	LEU
3	5-M	453	GLN
3	5-M	455	ARG
3	5-M	457	TYR
3	5-M	462	LEU
3	5-M	471	ASP
3	5-M	474	SER

Continued on next page...

Continued from previous page...

Mol	Chain	Res	Type
3	5-M	480	ILE
3	5-M	487	LEU
3	5-M	495	MET
3	5-M	499	GLU
3	5-M	504	LYS
3	5-M	505	LYS
3	5-M	506	GLU
3	5-M	513	ILE
3	5-M	518	ASP
3	5-M	524	GLU
3	5-M	532	ILE
3	5-M	534	SER
3	5-M	537	GLU
3	5-M	543	PRO
3	5-M	549	SER
3	5-M	561	LYS
3	5-M	562	SER
3	5-M	563	ASN
3	5-M	580	SER
3	5-M	593	SER
3	5-M	597	GLU
3	5-M	598	LYS
3	5-M	604	ASN
3	5-M	608	ILE
3	5-M	610	LEU
3	5-M	613	LYS
3	5-M	615	SER
3	5-M	621	LEU
3	5-M	625	THR
3	5-M	626	TYR
3	5-M	664	LEU
3	5-M	666	SER
3	5-M	673	ARG
3	5-M	675	ILE
3	5-M	676	ILE
3	5-M	686	MET
3	5-M	689	GLU
3	5-M	690	LEU
3	5-M	693	HIS
3	5-M	698	ASN
3	5-M	701	LEU
3	5-M	702	GLU

Continued on next page...

Continued from previous page...

Mol	Chain	Res	Type
3	5-M	704	ILE
3	5-M	708	ARG
3	5-M	713	SER
3	5-M	714	ARG
3	5-M	716	LEU
3	5-M	719	ASP
3	5-M	722	GLN
3	5-M	723	ARG
3	5-M	728	ASN
3	5-M	734	GLU
3	5-M	737	PHE
3	5-M	738	MET
3	5-M	745	GLU
3	5-M	752	ASP
3	5-M	753	VAL
3	5-M	754	ASP
3	5-M	762	HIS
3	5-M	774	LEU
3	5-M	785	GLU
3	5-M	787	ILE
3	5-M	793	ARG
3	5-M	799	MET
3	5-M	802	GLU
3	5-M	804	ARG
3	5-M	810	ARG
3	5-M	816	ILE
3	5-M	822	SER
3	5-M	832	MET
3	5-M	834	LEU
3	5-M	838	ILE
3	5-M	842	LEU
3	5-M	843	LYS
1	6-B	14	ASN
1	6-B	16	PHE
1	6-B	35	ASP
1	6-B	65	ASP
1	6-B	75	ILE
1	6-B	114	LYS
1	6-B	117	LEU
1	6-B	129	THR
1	6-B	141	PRO
1	6-B	144	VAL

Continued on next page...

Continued from previous page...

Mol	Chain	Res	Type
1	6-B	147	ASN
1	6-B	162	ASP
2	6-C	5	ASP
2	6-C	9	ASP
2	6-C	22	ASP
2	6-C	49	ILE
2	6-C	63	ILE
2	6-C	65	PHE
2	6-C	84	PHE
2	6-C	95	ASP
2	6-C	102	VAL
2	6-C	131	GLU
2	6-C	137	ILE
3	6-M	4	ASP
3	6-M	7	MET
3	6-M	12	GLU
3	6-M	15	PRO
3	6-M	17	LEU
3	6-M	20	SER
3	6-M	22	LYS
3	6-M	30	LYS
3	6-M	35	LYS
3	6-M	36	SER
3	6-M	37	SER
3	6-M	46	SER
3	6-M	49	LYS
3	6-M	55	LYS
3	6-M	61	THR
3	6-M	69	THR
3	6-M	70	LEU
3	6-M	72	VAL
3	6-M	73	LYS
3	6-M	75	ASP
3	6-M	76	GLN
3	6-M	97	LEU
3	6-M	106	LEU
3	6-M	109	ARG
3	6-M	114	MET
3	6-M	117	THR
3	6-M	121	LEU
3	6-M	126	VAL
3	6-M	127	ASN

Continued on next page...

Continued from previous page...

Mol	Chain	Res	Type
3	6-M	135	TYR
3	6-M	136	ASN
3	6-M	146	LYS
3	6-M	149	GLN
3	6-M	155	ILE
3	6-M	157	SER
3	6-M	158	ILE
3	6-M	159	SER
3	6-M	165	PHE
3	6-M	167	LEU
3	6-M	169	ASP
3	6-M	173	GLN
3	6-M	178	THR
3	6-M	185	LYS
3	6-M	186	THR
3	6-M	187	VAL
3	6-M	191	ARG
3	6-M	193	ILE
3	6-M	194	GLN
3	6-M	198	THR
3	6-M	199	ILE
3	6-M	202	SER
3	6-M	218	LEU
3	6-M	221	GLN
3	6-M	223	ILE
3	6-M	227	PRO
3	6-M	229	LEU
3	6-M	244	SER
3	6-M	245	ARG
3	6-M	248	LYS
3	6-M	251	ARG
3	6-M	264	ASP
3	6-M	273	SER
3	6-M	274	ARG
3	6-M	278	GLN
3	6-M	282	GLU
3	6-M	287	ILE
3	6-M	290	GLN
3	6-M	294	ASN
3	6-M	298	GLU
3	6-M	300	ILE
3	6-M	325	ILE

Continued on next page...

Continued from previous page...

Mol	Chain	Res	Type
3	6-M	331	LEU
3	6-M	336	SER
3	6-M	351	ILE
3	6-M	354	LEU
3	6-M	364	LEU
3	6-M	365	LYS
3	6-M	372	GLU
3	6-M	376	GLU
3	6-M	381	GLU
3	6-M	389	LEU
3	6-M	392	LEU
3	6-M	394	SER
3	6-M	399	LYS
3	6-M	405	ARG
3	6-M	410	ASN
3	6-M	436	LYS
3	6-M	439	LEU
3	6-M	447	GLN
3	6-M	448	GLN
3	6-M	449	LEU
3	6-M	453	GLN
3	6-M	455	ARG
3	6-M	457	TYR
3	6-M	462	LEU
3	6-M	471	ASP
3	6-M	474	SER
3	6-M	480	ILE
3	6-M	487	LEU
3	6-M	495	MET
3	6-M	499	GLU
3	6-M	504	LYS
3	6-M	505	LYS
3	6-M	506	GLU
3	6-M	513	ILE
3	6-M	518	ASP
3	6-M	524	GLU
3	6-M	532	ILE
3	6-M	534	SER
3	6-M	537	GLU
3	6-M	543	PRO
3	6-M	549	SER
3	6-M	561	LYS

Continued on next page...

Continued from previous page...

Mol	Chain	Res	Type
3	6-M	562	SER
3	6-M	563	ASN
3	6-M	580	SER
3	6-M	593	SER
3	6-M	597	GLU
3	6-M	598	LYS
3	6-M	604	ASN
3	6-M	608	ILE
3	6-M	610	LEU
3	6-M	613	LYS
3	6-M	615	SER
3	6-M	621	LEU
3	6-M	625	THR
3	6-M	626	TYR
3	6-M	664	LEU
3	6-M	666	SER
3	6-M	673	ARG
3	6-M	675	ILE
3	6-M	676	ILE
3	6-M	686	MET
3	6-M	689	GLU
3	6-M	690	LEU
3	6-M	693	HIS
3	6-M	698	ASN
3	6-M	701	LEU
3	6-M	702	GLU
3	6-M	704	ILE
3	6-M	708	ARG
3	6-M	713	SER
3	6-M	714	ARG
3	6-M	716	LEU
3	6-M	719	ASP
3	6-M	722	GLN
3	6-M	723	ARG
3	6-M	728	ASN
3	6-M	734	GLU
3	6-M	737	PHE
3	6-M	738	MET
3	6-M	745	GLU
3	6-M	752	ASP
3	6-M	753	VAL
3	6-M	754	ASP

Continued on next page...

Continued from previous page...

Mol	Chain	Res	Type
3	6-M	762	HIS
3	6-M	774	LEU
3	6-M	785	GLU
3	6-M	787	ILE
3	6-M	793	ARG
3	6-M	799	MET
3	6-M	802	GLU
3	6-M	804	ARG
3	6-M	810	ARG
3	6-M	816	ILE
3	6-M	822	SER
3	6-M	832	MET
3	6-M	834	LEU
3	6-M	838	ILE
3	6-M	842	LEU
3	6-M	843	LYS
1	7-B	14	ASN
1	7-B	16	PHE
1	7-B	35	ASP
1	7-B	65	ASP
1	7-B	75	ILE
1	7-B	114	LYS
1	7-B	117	LEU
1	7-B	129	THR
1	7-B	141	PRO
1	7-B	144	VAL
1	7-B	147	ASN
1	7-B	162	ASP
2	7-C	5	ASP
2	7-C	9	ASP
2	7-C	22	ASP
2	7-C	49	ILE
2	7-C	63	ILE
2	7-C	65	PHE
2	7-C	84	PHE
2	7-C	95	ASP
2	7-C	102	VAL
2	7-C	131	GLU
2	7-C	137	ILE
3	7-M	4	ASP
3	7-M	7	MET
3	7-M	12	GLU

Continued on next page...

Continued from previous page...

Mol	Chain	Res	Type
3	7-M	15	PRO
3	7-M	17	LEU
3	7-M	20	SER
3	7-M	22	LYS
3	7-M	30	LYS
3	7-M	35	LYS
3	7-M	36	SER
3	7-M	37	SER
3	7-M	46	SER
3	7-M	49	LYS
3	7-M	55	LYS
3	7-M	61	THR
3	7-M	69	THR
3	7-M	70	LEU
3	7-M	72	VAL
3	7-M	73	LYS
3	7-M	75	ASP
3	7-M	76	GLN
3	7-M	97	LEU
3	7-M	106	LEU
3	7-M	109	ARG
3	7-M	114	MET
3	7-M	117	THR
3	7-M	121	LEU
3	7-M	126	VAL
3	7-M	127	ASN
3	7-M	135	TYR
3	7-M	136	ASN
3	7-M	146	LYS
3	7-M	149	GLN
3	7-M	155	ILE
3	7-M	157	SER
3	7-M	158	ILE
3	7-M	159	SER
3	7-M	165	PHE
3	7-M	167	LEU
3	7-M	169	ASP
3	7-M	173	GLN
3	7-M	178	THR
3	7-M	185	LYS
3	7-M	186	THR
3	7-M	187	VAL

Continued on next page...

Continued from previous page...

Mol	Chain	Res	Type
3	7-M	191	ARG
3	7-M	193	ILE
3	7-M	194	GLN
3	7-M	198	THR
3	7-M	199	ILE
3	7-M	202	SER
3	7-M	218	LEU
3	7-M	221	GLN
3	7-M	223	ILE
3	7-M	227	PRO
3	7-M	229	LEU
3	7-M	244	SER
3	7-M	245	ARG
3	7-M	248	LYS
3	7-M	251	ARG
3	7-M	264	ASP
3	7-M	273	SER
3	7-M	274	ARG
3	7-M	278	GLN
3	7-M	282	GLU
3	7-M	287	ILE
3	7-M	290	GLN
3	7-M	294	ASN
3	7-M	298	GLU
3	7-M	300	ILE
3	7-M	325	ILE
3	7-M	331	LEU
3	7-M	336	SER
3	7-M	351	ILE
3	7-M	354	LEU
3	7-M	364	LEU
3	7-M	365	LYS
3	7-M	372	GLU
3	7-M	376	GLU
3	7-M	381	GLU
3	7-M	389	LEU
3	7-M	392	LEU
3	7-M	394	SER
3	7-M	399	LYS
3	7-M	405	ARG
3	7-M	410	ASN
3	7-M	436	LYS

Continued on next page...

Continued from previous page...

Mol	Chain	Res	Type
3	7-M	439	LEU
3	7-M	447	GLN
3	7-M	448	GLN
3	7-M	449	LEU
3	7-M	453	GLN
3	7-M	455	ARG
3	7-M	457	TYR
3	7-M	462	LEU
3	7-M	471	ASP
3	7-M	474	SER
3	7-M	480	ILE
3	7-M	487	LEU
3	7-M	495	MET
3	7-M	499	GLU
3	7-M	504	LYS
3	7-M	505	LYS
3	7-M	506	GLU
3	7-M	513	ILE
3	7-M	518	ASP
3	7-M	524	GLU
3	7-M	532	ILE
3	7-M	534	SER
3	7-M	537	GLU
3	7-M	543	PRO
3	7-M	549	SER
3	7-M	561	LYS
3	7-M	562	SER
3	7-M	563	ASN
3	7-M	580	SER
3	7-M	593	SER
3	7-M	597	GLU
3	7-M	598	LYS
3	7-M	604	ASN
3	7-M	608	ILE
3	7-M	610	LEU
3	7-M	613	LYS
3	7-M	615	SER
3	7-M	621	LEU
3	7-M	625	THR
3	7-M	626	TYR
3	7-M	664	LEU
3	7-M	666	SER

Continued on next page...

Continued from previous page...

Mol	Chain	Res	Type
3	7-M	673	ARG
3	7-M	675	ILE
3	7-M	676	ILE
3	7-M	686	MET
3	7-M	689	GLU
3	7-M	690	LEU
3	7-M	693	HIS
3	7-M	698	ASN
3	7-M	701	LEU
3	7-M	702	GLU
3	7-M	704	ILE
3	7-M	708	ARG
3	7-M	713	SER
3	7-M	714	ARG
3	7-M	716	LEU
3	7-M	719	ASP
3	7-M	722	GLN
3	7-M	723	ARG
3	7-M	728	ASN
3	7-M	734	GLU
3	7-M	737	PHE
3	7-M	738	MET
3	7-M	745	GLU
3	7-M	752	ASP
3	7-M	753	VAL
3	7-M	754	ASP
3	7-M	762	HIS
3	7-M	774	LEU
3	7-M	785	GLU
3	7-M	787	ILE
3	7-M	793	ARG
3	7-M	799	MET
3	7-M	802	GLU
3	7-M	804	ARG
3	7-M	810	ARG
3	7-M	816	ILE
3	7-M	822	SER
3	7-M	832	MET
3	7-M	834	LEU
3	7-M	838	ILE
3	7-M	842	LEU
3	7-M	843	LYS

Continued on next page...

Continued from previous page...

Mol	Chain	Res	Type
1	8-B	14	ASN
1	8-B	16	PHE
1	8-B	35	ASP
1	8-B	65	ASP
1	8-B	75	ILE
1	8-B	114	LYS
1	8-B	117	LEU
1	8-B	129	THR
1	8-B	141	PRO
1	8-B	144	VAL
1	8-B	147	ASN
1	8-B	162	ASP
2	8-C	5	ASP
2	8-C	9	ASP
2	8-C	22	ASP
2	8-C	49	ILE
2	8-C	63	ILE
2	8-C	65	PHE
2	8-C	84	PHE
2	8-C	95	ASP
2	8-C	102	VAL
2	8-C	131	GLU
2	8-C	137	ILE
3	8-M	4	ASP
3	8-M	7	MET
3	8-M	12	GLU
3	8-M	15	PRO
3	8-M	17	LEU
3	8-M	20	SER
3	8-M	22	LYS
3	8-M	30	LYS
3	8-M	35	LYS
3	8-M	36	SER
3	8-M	37	SER
3	8-M	46	SER
3	8-M	49	LYS
3	8-M	55	LYS
3	8-M	61	THR
3	8-M	69	THR
3	8-M	70	LEU
3	8-M	72	VAL
3	8-M	73	LYS

Continued on next page...

Continued from previous page...

Mol	Chain	Res	Type
3	8-M	75	ASP
3	8-M	76	GLN
3	8-M	97	LEU
3	8-M	106	LEU
3	8-M	109	ARG
3	8-M	114	MET
3	8-M	117	THR
3	8-M	121	LEU
3	8-M	126	VAL
3	8-M	127	ASN
3	8-M	135	TYR
3	8-M	136	ASN
3	8-M	146	LYS
3	8-M	149	GLN
3	8-M	155	ILE
3	8-M	157	SER
3	8-M	158	ILE
3	8-M	159	SER
3	8-M	165	PHE
3	8-M	167	LEU
3	8-M	169	ASP
3	8-M	173	GLN
3	8-M	178	THR
3	8-M	185	LYS
3	8-M	186	THR
3	8-M	187	VAL
3	8-M	191	ARG
3	8-M	193	ILE
3	8-M	194	GLN
3	8-M	198	THR
3	8-M	199	ILE
3	8-M	202	SER
3	8-M	218	LEU
3	8-M	221	GLN
3	8-M	223	ILE
3	8-M	227	PRO
3	8-M	229	LEU
3	8-M	244	SER
3	8-M	245	ARG
3	8-M	248	LYS
3	8-M	251	ARG
3	8-M	264	ASP

Continued on next page...

Continued from previous page...

Mol	Chain	Res	Type
3	8-M	273	SER
3	8-M	274	ARG
3	8-M	278	GLN
3	8-M	282	GLU
3	8-M	287	ILE
3	8-M	290	GLN
3	8-M	294	ASN
3	8-M	298	GLU
3	8-M	300	ILE
3	8-M	325	ILE
3	8-M	331	LEU
3	8-M	336	SER
3	8-M	351	ILE
3	8-M	354	LEU
3	8-M	364	LEU
3	8-M	365	LYS
3	8-M	372	GLU
3	8-M	376	GLU
3	8-M	381	GLU
3	8-M	389	LEU
3	8-M	392	LEU
3	8-M	394	SER
3	8-M	399	LYS
3	8-M	405	ARG
3	8-M	410	ASN
3	8-M	436	LYS
3	8-M	439	LEU
3	8-M	447	GLN
3	8-M	448	GLN
3	8-M	449	LEU
3	8-M	453	GLN
3	8-M	455	ARG
3	8-M	457	TYR
3	8-M	462	LEU
3	8-M	471	ASP
3	8-M	474	SER
3	8-M	480	ILE
3	8-M	487	LEU
3	8-M	495	MET
3	8-M	499	GLU
3	8-M	504	LYS
3	8-M	505	LYS

Continued on next page...

Continued from previous page...

Mol	Chain	Res	Type
3	8-M	506	GLU
3	8-M	513	ILE
3	8-M	518	ASP
3	8-M	524	GLU
3	8-M	532	ILE
3	8-M	534	SER
3	8-M	537	GLU
3	8-M	543	PRO
3	8-M	549	SER
3	8-M	561	LYS
3	8-M	562	SER
3	8-M	563	ASN
3	8-M	580	SER
3	8-M	593	SER
3	8-M	597	GLU
3	8-M	598	LYS
3	8-M	604	ASN
3	8-M	608	ILE
3	8-M	610	LEU
3	8-M	613	LYS
3	8-M	615	SER
3	8-M	621	LEU
3	8-M	625	THR
3	8-M	626	TYR
3	8-M	664	LEU
3	8-M	666	SER
3	8-M	673	ARG
3	8-M	675	ILE
3	8-M	676	ILE
3	8-M	686	MET
3	8-M	689	GLU
3	8-M	690	LEU
3	8-M	693	HIS
3	8-M	698	ASN
3	8-M	701	LEU
3	8-M	702	GLU
3	8-M	704	ILE
3	8-M	708	ARG
3	8-M	713	SER
3	8-M	714	ARG
3	8-M	716	LEU
3	8-M	719	ASP

Continued on next page...

Continued from previous page...

Mol	Chain	Res	Type
3	8-M	722	GLN
3	8-M	723	ARG
3	8-M	728	ASN
3	8-M	734	GLU
3	8-M	737	PHE
3	8-M	738	MET
3	8-M	745	GLU
3	8-M	752	ASP
3	8-M	753	VAL
3	8-M	754	ASP
3	8-M	762	HIS
3	8-M	774	LEU
3	8-M	785	GLU
3	8-M	787	ILE
3	8-M	793	ARG
3	8-M	799	MET
3	8-M	802	GLU
3	8-M	804	ARG
3	8-M	810	ARG
3	8-M	816	ILE
3	8-M	822	SER
3	8-M	832	MET
3	8-M	834	LEU
3	8-M	838	ILE
3	8-M	842	LEU
3	8-M	843	LYS
1	9-B	14	ASN
1	9-B	16	PHE
1	9-B	35	ASP
1	9-B	65	ASP
1	9-B	75	ILE
1	9-B	114	LYS
1	9-B	117	LEU
1	9-B	129	THR
1	9-B	141	PRO
1	9-B	144	VAL
1	9-B	147	ASN
1	9-B	162	ASP
2	9-C	5	ASP
2	9-C	9	ASP
2	9-C	22	ASP
2	9-C	49	ILE

Continued on next page...

Continued from previous page...

Mol	Chain	Res	Type
2	9-C	63	ILE
2	9-C	65	PHE
2	9-C	84	PHE
2	9-C	95	ASP
2	9-C	102	VAL
2	9-C	131	GLU
2	9-C	137	ILE
3	9-M	4	ASP
3	9-M	7	MET
3	9-M	12	GLU
3	9-M	15	PRO
3	9-M	17	LEU
3	9-M	20	SER
3	9-M	22	LYS
3	9-M	30	LYS
3	9-M	35	LYS
3	9-M	36	SER
3	9-M	37	SER
3	9-M	46	SER
3	9-M	49	LYS
3	9-M	55	LYS
3	9-M	61	THR
3	9-M	69	THR
3	9-M	70	LEU
3	9-M	72	VAL
3	9-M	73	LYS
3	9-M	75	ASP
3	9-M	76	GLN
3	9-M	97	LEU
3	9-M	106	LEU
3	9-M	109	ARG
3	9-M	114	MET
3	9-M	117	THR
3	9-M	121	LEU
3	9-M	126	VAL
3	9-M	127	ASN
3	9-M	135	TYR
3	9-M	136	ASN
3	9-M	146	LYS
3	9-M	149	GLN
3	9-M	155	ILE
3	9-M	157	SER

Continued on next page...

Continued from previous page...

Mol	Chain	Res	Type
3	9-M	158	ILE
3	9-M	159	SER
3	9-M	165	PHE
3	9-M	167	LEU
3	9-M	169	ASP
3	9-M	173	GLN
3	9-M	178	THR
3	9-M	185	LYS
3	9-M	186	THR
3	9-M	187	VAL
3	9-M	191	ARG
3	9-M	193	ILE
3	9-M	194	GLN
3	9-M	198	THR
3	9-M	199	ILE
3	9-M	202	SER
3	9-M	218	LEU
3	9-M	221	GLN
3	9-M	223	ILE
3	9-M	227	PRO
3	9-M	229	LEU
3	9-M	244	SER
3	9-M	245	ARG
3	9-M	248	LYS
3	9-M	251	ARG
3	9-M	264	ASP
3	9-M	273	SER
3	9-M	274	ARG
3	9-M	278	GLN
3	9-M	282	GLU
3	9-M	287	ILE
3	9-M	290	GLN
3	9-M	294	ASN
3	9-M	298	GLU
3	9-M	300	ILE
3	9-M	325	ILE
3	9-M	331	LEU
3	9-M	336	SER
3	9-M	351	ILE
3	9-M	354	LEU
3	9-M	364	LEU
3	9-M	365	LYS

Continued on next page...

Continued from previous page...

Mol	Chain	Res	Type
3	9-M	372	GLU
3	9-M	376	GLU
3	9-M	381	GLU
3	9-M	389	LEU
3	9-M	392	LEU
3	9-M	394	SER
3	9-M	399	LYS
3	9-M	405	ARG
3	9-M	410	ASN
3	9-M	436	LYS
3	9-M	439	LEU
3	9-M	447	GLN
3	9-M	448	GLN
3	9-M	449	LEU
3	9-M	453	GLN
3	9-M	455	ARG
3	9-M	457	TYR
3	9-M	462	LEU
3	9-M	471	ASP
3	9-M	474	SER
3	9-M	480	ILE
3	9-M	487	LEU
3	9-M	495	MET
3	9-M	499	GLU
3	9-M	504	LYS
3	9-M	505	LYS
3	9-M	506	GLU
3	9-M	513	ILE
3	9-M	518	ASP
3	9-M	524	GLU
3	9-M	532	ILE
3	9-M	534	SER
3	9-M	537	GLU
3	9-M	543	PRO
3	9-M	549	SER
3	9-M	561	LYS
3	9-M	562	SER
3	9-M	563	ASN
3	9-M	580	SER
3	9-M	593	SER
3	9-M	597	GLU
3	9-M	598	LYS

Continued on next page...

Continued from previous page...

Mol	Chain	Res	Type
3	9-M	604	ASN
3	9-M	608	ILE
3	9-M	610	LEU
3	9-M	613	LYS
3	9-M	615	SER
3	9-M	621	LEU
3	9-M	625	THR
3	9-M	626	TYR
3	9-M	664	LEU
3	9-M	666	SER
3	9-M	673	ARG
3	9-M	675	ILE
3	9-M	676	ILE
3	9-M	686	MET
3	9-M	689	GLU
3	9-M	690	LEU
3	9-M	693	HIS
3	9-M	698	ASN
3	9-M	701	LEU
3	9-M	702	GLU
3	9-M	704	ILE
3	9-M	708	ARG
3	9-M	713	SER
3	9-M	714	ARG
3	9-M	716	LEU
3	9-M	719	ASP
3	9-M	722	GLN
3	9-M	723	ARG
3	9-M	728	ASN
3	9-M	734	GLU
3	9-M	737	PHE
3	9-M	738	MET
3	9-M	745	GLU
3	9-M	752	ASP
3	9-M	753	VAL
3	9-M	754	ASP
3	9-M	762	HIS
3	9-M	774	LEU
3	9-M	785	GLU
3	9-M	787	ILE
3	9-M	793	ARG
3	9-M	799	MET

Continued on next page...

Continued from previous page...

Mol	Chain	Res	Type
3	9-M	802	GLU
3	9-M	804	ARG
3	9-M	810	ARG
3	9-M	816	ILE
3	9-M	822	SER
3	9-M	832	MET
3	9-M	834	LEU
3	9-M	838	ILE
3	9-M	842	LEU
3	9-M	843	LYS
1	10-B	14	ASN
1	10-B	16	PHE
1	10-B	35	ASP
1	10-B	65	ASP
1	10-B	75	ILE
1	10-B	114	LYS
1	10-B	117	LEU
1	10-B	129	THR
1	10-B	141	PRO
1	10-B	144	VAL
1	10-B	147	ASN
1	10-B	162	ASP
2	10-C	5	ASP
2	10-C	9	ASP
2	10-C	22	ASP
2	10-C	49	ILE
2	10-C	63	ILE
2	10-C	65	PHE
2	10-C	84	PHE
2	10-C	95	ASP
2	10-C	102	VAL
2	10-C	131	GLU
2	10-C	137	ILE
3	10-M	4	ASP
3	10-M	7	MET
3	10-M	12	GLU
3	10-M	15	PRO
3	10-M	17	LEU
3	10-M	20	SER
3	10-M	22	LYS
3	10-M	30	LYS
3	10-M	35	LYS

Continued on next page...

Continued from previous page...

Mol	Chain	Res	Type
3	10-M	36	SER
3	10-M	37	SER
3	10-M	46	SER
3	10-M	49	LYS
3	10-M	55	LYS
3	10-M	61	THR
3	10-M	69	THR
3	10-M	70	LEU
3	10-M	72	VAL
3	10-M	73	LYS
3	10-M	75	ASP
3	10-M	76	GLN
3	10-M	97	LEU
3	10-M	106	LEU
3	10-M	109	ARG
3	10-M	114	MET
3	10-M	117	THR
3	10-M	121	LEU
3	10-M	126	VAL
3	10-M	127	ASN
3	10-M	135	TYR
3	10-M	136	ASN
3	10-M	146	LYS
3	10-M	149	GLN
3	10-M	155	ILE
3	10-M	157	SER
3	10-M	158	ILE
3	10-M	159	SER
3	10-M	165	PHE
3	10-M	167	LEU
3	10-M	169	ASP
3	10-M	173	GLN
3	10-M	178	THR
3	10-M	185	LYS
3	10-M	186	THR
3	10-M	187	VAL
3	10-M	191	ARG
3	10-M	193	ILE
3	10-M	194	GLN
3	10-M	198	THR
3	10-M	199	ILE
3	10-M	202	SER

Continued on next page...

Continued from previous page...

Mol	Chain	Res	Type
3	10-M	218	LEU
3	10-M	221	GLN
3	10-M	223	ILE
3	10-M	227	PRO
3	10-M	229	LEU
3	10-M	244	SER
3	10-M	245	ARG
3	10-M	248	LYS
3	10-M	251	ARG
3	10-M	264	ASP
3	10-M	273	SER
3	10-M	274	ARG
3	10-M	278	GLN
3	10-M	282	GLU
3	10-M	287	ILE
3	10-M	290	GLN
3	10-M	294	ASN
3	10-M	298	GLU
3	10-M	300	ILE
3	10-M	325	ILE
3	10-M	331	LEU
3	10-M	336	SER
3	10-M	351	ILE
3	10-M	354	LEU
3	10-M	364	LEU
3	10-M	365	LYS
3	10-M	372	GLU
3	10-M	376	GLU
3	10-M	381	GLU
3	10-M	389	LEU
3	10-M	392	LEU
3	10-M	394	SER
3	10-M	399	LYS
3	10-M	405	ARG
3	10-M	410	ASN
3	10-M	436	LYS
3	10-M	439	LEU
3	10-M	447	GLN
3	10-M	448	GLN
3	10-M	449	LEU
3	10-M	453	GLN
3	10-M	455	ARG

Continued on next page...

Continued from previous page...

Mol	Chain	Res	Type
3	10-M	457	TYR
3	10-M	462	LEU
3	10-M	471	ASP
3	10-M	474	SER
3	10-M	480	ILE
3	10-M	487	LEU
3	10-M	495	MET
3	10-M	499	GLU
3	10-M	504	LYS
3	10-M	505	LYS
3	10-M	506	GLU
3	10-M	513	ILE
3	10-M	518	ASP
3	10-M	524	GLU
3	10-M	532	ILE
3	10-M	534	SER
3	10-M	537	GLU
3	10-M	549	SER
3	10-M	561	LYS
3	10-M	562	SER
3	10-M	563	ASN
3	10-M	580	SER
3	10-M	593	SER
3	10-M	597	GLU
3	10-M	598	LYS
3	10-M	604	ASN
3	10-M	608	ILE
3	10-M	610	LEU
3	10-M	613	LYS
3	10-M	615	SER
3	10-M	621	LEU
3	10-M	625	THR
3	10-M	626	TYR
3	10-M	664	LEU
3	10-M	666	SER
3	10-M	673	ARG
3	10-M	675	ILE
3	10-M	676	ILE
3	10-M	686	MET
3	10-M	689	GLU
3	10-M	690	LEU
3	10-M	693	HIS

Continued on next page...

Continued from previous page...

Mol	Chain	Res	Type
3	10-M	698	ASN
3	10-M	701	LEU
3	10-M	702	GLU
3	10-M	704	ILE
3	10-M	708	ARG
3	10-M	713	SER
3	10-M	714	ARG
3	10-M	716	LEU
3	10-M	719	ASP
3	10-M	722	GLN
3	10-M	723	ARG
3	10-M	728	ASN
3	10-M	734	GLU
3	10-M	737	PHE
3	10-M	738	MET
3	10-M	745	GLU
3	10-M	752	ASP
3	10-M	753	VAL
3	10-M	754	ASP
3	10-M	762	HIS
3	10-M	774	LEU
3	10-M	785	GLU
3	10-M	787	ILE
3	10-M	793	ARG
3	10-M	799	MET
3	10-M	802	GLU
3	10-M	804	ARG
3	10-M	810	ARG
3	10-M	816	ILE
3	10-M	822	SER
3	10-M	832	MET
3	10-M	834	LEU
3	10-M	838	ILE
3	10-M	842	LEU
3	10-M	843	LYS
1	11-B	14	ASN
1	11-B	16	PHE
1	11-B	35	ASP
1	11-B	65	ASP
1	11-B	75	ILE
1	11-B	114	LYS
1	11-B	117	LEU

Continued on next page...

Continued from previous page...

Mol	Chain	Res	Type
1	11-B	129	THR
1	11-B	141	PRO
1	11-B	144	VAL
1	11-B	147	ASN
1	11-B	162	ASP
2	11-C	5	ASP
2	11-C	9	ASP
2	11-C	22	ASP
2	11-C	49	ILE
2	11-C	63	ILE
2	11-C	65	PHE
2	11-C	84	PHE
2	11-C	95	ASP
2	11-C	102	VAL
2	11-C	131	GLU
2	11-C	137	ILE
3	11-M	4	ASP
3	11-M	7	MET
3	11-M	12	GLU
3	11-M	15	PRO
3	11-M	17	LEU
3	11-M	20	SER
3	11-M	22	LYS
3	11-M	30	LYS
3	11-M	35	LYS
3	11-M	36	SER
3	11-M	37	SER
3	11-M	46	SER
3	11-M	49	LYS
3	11-M	55	LYS
3	11-M	61	THR
3	11-M	69	THR
3	11-M	70	LEU
3	11-M	72	VAL
3	11-M	73	LYS
3	11-M	75	ASP
3	11-M	76	GLN
3	11-M	97	LEU
3	11-M	106	LEU
3	11-M	109	ARG
3	11-M	114	MET
3	11-M	117	THR

Continued on next page...

Continued from previous page...

Mol	Chain	Res	Type
3	11-M	121	LEU
3	11-M	126	VAL
3	11-M	127	ASN
3	11-M	135	TYR
3	11-M	136	ASN
3	11-M	146	LYS
3	11-M	149	GLN
3	11-M	155	ILE
3	11-M	157	SER
3	11-M	158	ILE
3	11-M	159	SER
3	11-M	165	PHE
3	11-M	167	LEU
3	11-M	169	ASP
3	11-M	173	GLN
3	11-M	178	THR
3	11-M	185	LYS
3	11-M	186	THR
3	11-M	187	VAL
3	11-M	191	ARG
3	11-M	193	ILE
3	11-M	194	GLN
3	11-M	198	THR
3	11-M	199	ILE
3	11-M	202	SER
3	11-M	218	LEU
3	11-M	221	GLN
3	11-M	223	ILE
3	11-M	227	PRO
3	11-M	229	LEU
3	11-M	244	SER
3	11-M	245	ARG
3	11-M	248	LYS
3	11-M	251	ARG
3	11-M	264	ASP
3	11-M	273	SER
3	11-M	274	ARG
3	11-M	278	GLN
3	11-M	282	GLU
3	11-M	287	ILE
3	11-M	290	GLN
3	11-M	294	ASN

Continued on next page...

Continued from previous page...

Mol	Chain	Res	Type
3	11-M	298	GLU
3	11-M	300	ILE
3	11-M	325	ILE
3	11-M	331	LEU
3	11-M	336	SER
3	11-M	351	ILE
3	11-M	354	LEU
3	11-M	364	LEU
3	11-M	365	LYS
3	11-M	372	GLU
3	11-M	376	GLU
3	11-M	381	GLU
3	11-M	389	LEU
3	11-M	392	LEU
3	11-M	394	SER
3	11-M	399	LYS
3	11-M	405	ARG
3	11-M	410	ASN
3	11-M	436	LYS
3	11-M	439	LEU
3	11-M	447	GLN
3	11-M	448	GLN
3	11-M	449	LEU
3	11-M	453	GLN
3	11-M	455	ARG
3	11-M	457	TYR
3	11-M	462	LEU
3	11-M	471	ASP
3	11-M	474	SER
3	11-M	480	ILE
3	11-M	487	LEU
3	11-M	495	MET
3	11-M	499	GLU
3	11-M	504	LYS
3	11-M	505	LYS
3	11-M	506	GLU
3	11-M	513	ILE
3	11-M	518	ASP
3	11-M	524	GLU
3	11-M	532	ILE
3	11-M	534	SER
3	11-M	537	GLU

Continued on next page...

Continued from previous page...

Mol	Chain	Res	Type
3	11-M	543	PRO
3	11-M	549	SER
3	11-M	561	LYS
3	11-M	562	SER
3	11-M	563	ASN
3	11-M	580	SER
3	11-M	593	SER
3	11-M	597	GLU
3	11-M	598	LYS
3	11-M	604	ASN
3	11-M	608	ILE
3	11-M	610	LEU
3	11-M	613	LYS
3	11-M	615	SER
3	11-M	621	LEU
3	11-M	625	THR
3	11-M	626	TYR
3	11-M	664	LEU
3	11-M	666	SER
3	11-M	673	ARG
3	11-M	675	ILE
3	11-M	676	ILE
3	11-M	686	MET
3	11-M	689	GLU
3	11-M	690	LEU
3	11-M	693	HIS
3	11-M	698	ASN
3	11-M	701	LEU
3	11-M	702	GLU
3	11-M	704	ILE
3	11-M	708	ARG
3	11-M	713	SER
3	11-M	714	ARG
3	11-M	716	LEU
3	11-M	719	ASP
3	11-M	722	GLN
3	11-M	723	ARG
3	11-M	728	ASN
3	11-M	734	GLU
3	11-M	737	PHE
3	11-M	738	MET
3	11-M	745	GLU

Continued on next page...

Continued from previous page...

Mol	Chain	Res	Type
3	11-M	752	ASP
3	11-M	753	VAL
3	11-M	754	ASP
3	11-M	762	HIS
3	11-M	774	LEU
3	11-M	785	GLU
3	11-M	787	ILE
3	11-M	793	ARG
3	11-M	799	MET
3	11-M	802	GLU
3	11-M	804	ARG
3	11-M	810	ARG
3	11-M	816	ILE
3	11-M	822	SER
3	11-M	832	MET
3	11-M	834	LEU
3	11-M	838	ILE
3	11-M	842	LEU
3	11-M	843	LYS
1	12-B	14	ASN
1	12-B	16	PHE
1	12-B	35	ASP
1	12-B	65	ASP
1	12-B	75	ILE
1	12-B	114	LYS
1	12-B	117	LEU
1	12-B	129	THR
1	12-B	141	PRO
1	12-B	144	VAL
1	12-B	147	ASN
1	12-B	162	ASP
2	12-C	5	ASP
2	12-C	9	ASP
2	12-C	22	ASP
2	12-C	49	ILE
2	12-C	63	ILE
2	12-C	65	PHE
2	12-C	84	PHE
2	12-C	95	ASP
2	12-C	102	VAL
2	12-C	131	GLU
2	12-C	137	ILE

Continued on next page...

Continued from previous page...

Mol	Chain	Res	Type
3	12-M	4	ASP
3	12-M	7	MET
3	12-M	12	GLU
3	12-M	15	PRO
3	12-M	17	LEU
3	12-M	20	SER
3	12-M	22	LYS
3	12-M	30	LYS
3	12-M	35	LYS
3	12-M	36	SER
3	12-M	37	SER
3	12-M	46	SER
3	12-M	49	LYS
3	12-M	55	LYS
3	12-M	61	THR
3	12-M	69	THR
3	12-M	70	LEU
3	12-M	72	VAL
3	12-M	73	LYS
3	12-M	75	ASP
3	12-M	76	GLN
3	12-M	97	LEU
3	12-M	106	LEU
3	12-M	109	ARG
3	12-M	114	MET
3	12-M	117	THR
3	12-M	121	LEU
3	12-M	126	VAL
3	12-M	127	ASN
3	12-M	135	TYR
3	12-M	136	ASN
3	12-M	146	LYS
3	12-M	149	GLN
3	12-M	155	ILE
3	12-M	157	SER
3	12-M	158	ILE
3	12-M	159	SER
3	12-M	165	PHE
3	12-M	167	LEU
3	12-M	169	ASP
3	12-M	173	GLN
3	12-M	178	THR

Continued on next page...

Continued from previous page...

Mol	Chain	Res	Type
3	12-M	185	LYS
3	12-M	186	THR
3	12-M	187	VAL
3	12-M	191	ARG
3	12-M	193	ILE
3	12-M	194	GLN
3	12-M	198	THR
3	12-M	199	ILE
3	12-M	202	SER
3	12-M	218	LEU
3	12-M	221	GLN
3	12-M	223	ILE
3	12-M	227	PRO
3	12-M	229	LEU
3	12-M	244	SER
3	12-M	245	ARG
3	12-M	248	LYS
3	12-M	251	ARG
3	12-M	264	ASP
3	12-M	273	SER
3	12-M	274	ARG
3	12-M	278	GLN
3	12-M	282	GLU
3	12-M	287	ILE
3	12-M	290	GLN
3	12-M	294	ASN
3	12-M	298	GLU
3	12-M	300	ILE
3	12-M	325	ILE
3	12-M	331	LEU
3	12-M	336	SER
3	12-M	351	ILE
3	12-M	354	LEU
3	12-M	364	LEU
3	12-M	365	LYS
3	12-M	372	GLU
3	12-M	376	GLU
3	12-M	381	GLU
3	12-M	389	LEU
3	12-M	392	LEU
3	12-M	394	SER
3	12-M	399	LYS

Continued on next page...

Continued from previous page...

Mol	Chain	Res	Type
3	12-M	405	ARG
3	12-M	410	ASN
3	12-M	436	LYS
3	12-M	439	LEU
3	12-M	447	GLN
3	12-M	448	GLN
3	12-M	449	LEU
3	12-M	453	GLN
3	12-M	455	ARG
3	12-M	457	TYR
3	12-M	462	LEU
3	12-M	471	ASP
3	12-M	474	SER
3	12-M	480	ILE
3	12-M	487	LEU
3	12-M	495	MET
3	12-M	499	GLU
3	12-M	504	LYS
3	12-M	505	LYS
3	12-M	506	GLU
3	12-M	513	ILE
3	12-M	518	ASP
3	12-M	524	GLU
3	12-M	532	ILE
3	12-M	534	SER
3	12-M	537	GLU
3	12-M	543	PRO
3	12-M	549	SER
3	12-M	561	LYS
3	12-M	562	SER
3	12-M	563	ASN
3	12-M	580	SER
3	12-M	593	SER
3	12-M	597	GLU
3	12-M	598	LYS
3	12-M	604	ASN
3	12-M	608	ILE
3	12-M	610	LEU
3	12-M	613	LYS
3	12-M	615	SER
3	12-M	621	LEU
3	12-M	625	THR

Continued on next page...

Continued from previous page...

Mol	Chain	Res	Type
3	12-M	626	TYR
3	12-M	664	LEU
3	12-M	666	SER
3	12-M	673	ARG
3	12-M	675	ILE
3	12-M	676	ILE
3	12-M	686	MET
3	12-M	689	GLU
3	12-M	690	LEU
3	12-M	693	HIS
3	12-M	698	ASN
3	12-M	701	LEU
3	12-M	702	GLU
3	12-M	704	ILE
3	12-M	708	ARG
3	12-M	713	SER
3	12-M	714	ARG
3	12-M	716	LEU
3	12-M	719	ASP
3	12-M	722	GLN
3	12-M	723	ARG
3	12-M	728	ASN
3	12-M	734	GLU
3	12-M	737	PHE
3	12-M	738	MET
3	12-M	745	GLU
3	12-M	752	ASP
3	12-M	753	VAL
3	12-M	754	ASP
3	12-M	762	HIS
3	12-M	774	LEU
3	12-M	785	GLU
3	12-M	787	ILE
3	12-M	793	ARG
3	12-M	799	MET
3	12-M	802	GLU
3	12-M	804	ARG
3	12-M	810	ARG
3	12-M	816	ILE
3	12-M	822	SER
3	12-M	832	MET
3	12-M	834	LEU

Continued on next page...

Continued from previous page...

Mol	Chain	Res	Type
3	12-M	838	ILE
3	12-M	842	LEU
3	12-M	843	LYS
1	13-B	14	ASN
1	13-B	16	PHE
1	13-B	35	ASP
1	13-B	65	ASP
1	13-B	75	ILE
1	13-B	114	LYS
1	13-B	117	LEU
1	13-B	129	THR
1	13-B	141	PRO
1	13-B	144	VAL
1	13-B	147	ASN
1	13-B	162	ASP
2	13-C	5	ASP
2	13-C	9	ASP
2	13-C	22	ASP
2	13-C	49	ILE
2	13-C	63	ILE
2	13-C	65	PHE
2	13-C	84	PHE
2	13-C	95	ASP
2	13-C	102	VAL
2	13-C	131	GLU
2	13-C	137	ILE
3	13-M	4	ASP
3	13-M	7	MET
3	13-M	12	GLU
3	13-M	15	PRO
3	13-M	17	LEU
3	13-M	20	SER
3	13-M	22	LYS
3	13-M	30	LYS
3	13-M	35	LYS
3	13-M	36	SER
3	13-M	37	SER
3	13-M	46	SER
3	13-M	49	LYS
3	13-M	55	LYS
3	13-M	61	THR
3	13-M	69	THR

Continued on next page...

Continued from previous page...

Mol	Chain	Res	Type
3	13-M	70	LEU
3	13-M	72	VAL
3	13-M	73	LYS
3	13-M	75	ASP
3	13-M	76	GLN
3	13-M	97	LEU
3	13-M	106	LEU
3	13-M	109	ARG
3	13-M	114	MET
3	13-M	117	THR
3	13-M	121	LEU
3	13-M	126	VAL
3	13-M	127	ASN
3	13-M	135	TYR
3	13-M	136	ASN
3	13-M	146	LYS
3	13-M	149	GLN
3	13-M	155	ILE
3	13-M	157	SER
3	13-M	158	ILE
3	13-M	159	SER
3	13-M	165	PHE
3	13-M	167	LEU
3	13-M	169	ASP
3	13-M	173	GLN
3	13-M	178	THR
3	13-M	185	LYS
3	13-M	186	THR
3	13-M	187	VAL
3	13-M	191	ARG
3	13-M	193	ILE
3	13-M	194	GLN
3	13-M	198	THR
3	13-M	199	ILE
3	13-M	202	SER
3	13-M	218	LEU
3	13-M	221	GLN
3	13-M	223	ILE
3	13-M	227	PRO
3	13-M	229	LEU
3	13-M	244	SER
3	13-M	245	ARG

Continued on next page...

Continued from previous page...

Mol	Chain	Res	Type
3	13-M	248	LYS
3	13-M	251	ARG
3	13-M	264	ASP
3	13-M	273	SER
3	13-M	274	ARG
3	13-M	278	GLN
3	13-M	282	GLU
3	13-M	287	ILE
3	13-M	290	GLN
3	13-M	294	ASN
3	13-M	298	GLU
3	13-M	300	ILE
3	13-M	325	ILE
3	13-M	331	LEU
3	13-M	336	SER
3	13-M	351	ILE
3	13-M	354	LEU
3	13-M	364	LEU
3	13-M	365	LYS
3	13-M	372	GLU
3	13-M	376	GLU
3	13-M	381	GLU
3	13-M	389	LEU
3	13-M	392	LEU
3	13-M	394	SER
3	13-M	399	LYS
3	13-M	405	ARG
3	13-M	410	ASN
3	13-M	436	LYS
3	13-M	439	LEU
3	13-M	447	GLN
3	13-M	448	GLN
3	13-M	449	LEU
3	13-M	453	GLN
3	13-M	455	ARG
3	13-M	457	TYR
3	13-M	462	LEU
3	13-M	471	ASP
3	13-M	474	SER
3	13-M	480	ILE
3	13-M	487	LEU
3	13-M	495	MET

Continued on next page...

Continued from previous page...

Mol	Chain	Res	Type
3	13-M	499	GLU
3	13-M	504	LYS
3	13-M	505	LYS
3	13-M	506	GLU
3	13-M	513	ILE
3	13-M	518	ASP
3	13-M	524	GLU
3	13-M	532	ILE
3	13-M	534	SER
3	13-M	537	GLU
3	13-M	549	SER
3	13-M	561	LYS
3	13-M	562	SER
3	13-M	563	ASN
3	13-M	580	SER
3	13-M	593	SER
3	13-M	597	GLU
3	13-M	598	LYS
3	13-M	604	ASN
3	13-M	608	ILE
3	13-M	610	LEU
3	13-M	613	LYS
3	13-M	615	SER
3	13-M	621	LEU
3	13-M	625	THR
3	13-M	626	TYR
3	13-M	664	LEU
3	13-M	666	SER
3	13-M	673	ARG
3	13-M	675	ILE
3	13-M	676	ILE
3	13-M	686	MET
3	13-M	689	GLU
3	13-M	690	LEU
3	13-M	693	HIS
3	13-M	698	ASN
3	13-M	701	LEU
3	13-M	702	GLU
3	13-M	704	ILE
3	13-M	708	ARG
3	13-M	713	SER
3	13-M	714	ARG

Continued on next page...

Continued from previous page...

Mol	Chain	Res	Type
3	13-M	716	LEU
3	13-M	719	ASP
3	13-M	722	GLN
3	13-M	723	ARG
3	13-M	728	ASN
3	13-M	734	GLU
3	13-M	737	PHE
3	13-M	738	MET
3	13-M	745	GLU
3	13-M	752	ASP
3	13-M	753	VAL
3	13-M	754	ASP
3	13-M	762	HIS
3	13-M	774	LEU
3	13-M	785	GLU
3	13-M	787	ILE
3	13-M	793	ARG
3	13-M	799	MET
3	13-M	802	GLU
3	13-M	804	ARG
3	13-M	810	ARG
3	13-M	816	ILE
3	13-M	822	SER
3	13-M	832	MET
3	13-M	834	LEU
3	13-M	838	ILE
3	13-M	842	LEU
3	13-M	843	LYS
1	14-B	14	ASN
1	14-B	16	PHE
1	14-B	35	ASP
1	14-B	65	ASP
1	14-B	75	ILE
1	14-B	114	LYS
1	14-B	117	LEU
1	14-B	129	THR
1	14-B	141	PRO
1	14-B	144	VAL
1	14-B	147	ASN
1	14-B	162	ASP
2	14-C	5	ASP
2	14-C	9	ASP

Continued on next page...

Continued from previous page...

Mol	Chain	Res	Type
2	14-C	22	ASP
2	14-C	49	ILE
2	14-C	63	ILE
2	14-C	65	PHE
2	14-C	84	PHE
2	14-C	95	ASP
2	14-C	102	VAL
2	14-C	131	GLU
2	14-C	137	ILE
3	14-M	4	ASP
3	14-M	7	MET
3	14-M	12	GLU
3	14-M	15	PRO
3	14-M	17	LEU
3	14-M	20	SER
3	14-M	22	LYS
3	14-M	30	LYS
3	14-M	35	LYS
3	14-M	36	SER
3	14-M	37	SER
3	14-M	46	SER
3	14-M	49	LYS
3	14-M	55	LYS
3	14-M	61	THR
3	14-M	69	THR
3	14-M	70	LEU
3	14-M	72	VAL
3	14-M	73	LYS
3	14-M	75	ASP
3	14-M	76	GLN
3	14-M	97	LEU
3	14-M	106	LEU
3	14-M	109	ARG
3	14-M	114	MET
3	14-M	117	THR
3	14-M	121	LEU
3	14-M	126	VAL
3	14-M	127	ASN
3	14-M	135	TYR
3	14-M	136	ASN
3	14-M	146	LYS
3	14-M	149	GLN

Continued on next page...

Continued from previous page...

Mol	Chain	Res	Type
3	14-M	155	ILE
3	14-M	157	SER
3	14-M	158	ILE
3	14-M	159	SER
3	14-M	165	PHE
3	14-M	167	LEU
3	14-M	169	ASP
3	14-M	173	GLN
3	14-M	178	THR
3	14-M	185	LYS
3	14-M	186	THR
3	14-M	187	VAL
3	14-M	191	ARG
3	14-M	193	ILE
3	14-M	194	GLN
3	14-M	198	THR
3	14-M	199	ILE
3	14-M	202	SER
3	14-M	218	LEU
3	14-M	221	GLN
3	14-M	223	ILE
3	14-M	227	PRO
3	14-M	229	LEU
3	14-M	244	SER
3	14-M	245	ARG
3	14-M	248	LYS
3	14-M	251	ARG
3	14-M	264	ASP
3	14-M	273	SER
3	14-M	274	ARG
3	14-M	278	GLN
3	14-M	282	GLU
3	14-M	287	ILE
3	14-M	290	GLN
3	14-M	294	ASN
3	14-M	298	GLU
3	14-M	300	ILE
3	14-M	325	ILE
3	14-M	331	LEU
3	14-M	336	SER
3	14-M	351	ILE
3	14-M	354	LEU

Continued on next page...

Continued from previous page...

Mol	Chain	Res	Type
3	14-M	364	LEU
3	14-M	365	LYS
3	14-M	372	GLU
3	14-M	376	GLU
3	14-M	381	GLU
3	14-M	389	LEU
3	14-M	392	LEU
3	14-M	394	SER
3	14-M	399	LYS
3	14-M	405	ARG
3	14-M	410	ASN
3	14-M	436	LYS
3	14-M	439	LEU
3	14-M	447	GLN
3	14-M	448	GLN
3	14-M	449	LEU
3	14-M	453	GLN
3	14-M	455	ARG
3	14-M	457	TYR
3	14-M	462	LEU
3	14-M	471	ASP
3	14-M	474	SER
3	14-M	480	ILE
3	14-M	487	LEU
3	14-M	495	MET
3	14-M	499	GLU
3	14-M	504	LYS
3	14-M	505	LYS
3	14-M	506	GLU
3	14-M	513	ILE
3	14-M	518	ASP
3	14-M	524	GLU
3	14-M	532	ILE
3	14-M	534	SER
3	14-M	537	GLU
3	14-M	543	PRO
3	14-M	549	SER
3	14-M	561	LYS
3	14-M	562	SER
3	14-M	563	ASN
3	14-M	580	SER
3	14-M	593	SER

Continued on next page...

Continued from previous page...

Mol	Chain	Res	Type
3	14-M	597	GLU
3	14-M	598	LYS
3	14-M	604	ASN
3	14-M	608	ILE
3	14-M	610	LEU
3	14-M	613	LYS
3	14-M	615	SER
3	14-M	621	LEU
3	14-M	625	THR
3	14-M	626	TYR
3	14-M	664	LEU
3	14-M	666	SER
3	14-M	673	ARG
3	14-M	675	ILE
3	14-M	676	ILE
3	14-M	686	MET
3	14-M	689	GLU
3	14-M	690	LEU
3	14-M	693	HIS
3	14-M	698	ASN
3	14-M	701	LEU
3	14-M	702	GLU
3	14-M	704	ILE
3	14-M	708	ARG
3	14-M	713	SER
3	14-M	714	ARG
3	14-M	716	LEU
3	14-M	719	ASP
3	14-M	722	GLN
3	14-M	723	ARG
3	14-M	728	ASN
3	14-M	734	GLU
3	14-M	737	PHE
3	14-M	738	MET
3	14-M	745	GLU
3	14-M	752	ASP
3	14-M	753	VAL
3	14-M	754	ASP
3	14-M	762	HIS
3	14-M	774	LEU
3	14-M	785	GLU
3	14-M	787	ILE

Continued on next page...

Continued from previous page...

Mol	Chain	Res	Type
3	14-M	793	ARG
3	14-M	799	MET
3	14-M	802	GLU
3	14-M	804	ARG
3	14-M	810	ARG
3	14-M	816	ILE
3	14-M	822	SER
3	14-M	832	MET
3	14-M	834	LEU
3	14-M	838	ILE
3	14-M	842	LEU
3	14-M	843	LYS
1	15-B	14	ASN
1	15-B	16	PHE
1	15-B	35	ASP
1	15-B	65	ASP
1	15-B	75	ILE
1	15-B	114	LYS
1	15-B	117	LEU
1	15-B	129	THR
1	15-B	141	PRO
1	15-B	144	VAL
1	15-B	147	ASN
1	15-B	162	ASP
2	15-C	5	ASP
2	15-C	9	ASP
2	15-C	22	ASP
2	15-C	49	ILE
2	15-C	63	ILE
2	15-C	65	PHE
2	15-C	84	PHE
2	15-C	95	ASP
2	15-C	102	VAL
2	15-C	131	GLU
2	15-C	137	ILE
3	15-M	4	ASP
3	15-M	7	MET
3	15-M	12	GLU
3	15-M	15	PRO
3	15-M	17	LEU
3	15-M	20	SER
3	15-M	22	LYS

Continued on next page...

Continued from previous page...

Mol	Chain	Res	Type
3	15-M	30	LYS
3	15-M	35	LYS
3	15-M	36	SER
3	15-M	37	SER
3	15-M	46	SER
3	15-M	49	LYS
3	15-M	55	LYS
3	15-M	61	THR
3	15-M	69	THR
3	15-M	70	LEU
3	15-M	72	VAL
3	15-M	73	LYS
3	15-M	75	ASP
3	15-M	76	GLN
3	15-M	97	LEU
3	15-M	106	LEU
3	15-M	109	ARG
3	15-M	114	MET
3	15-M	117	THR
3	15-M	121	LEU
3	15-M	126	VAL
3	15-M	127	ASN
3	15-M	135	TYR
3	15-M	136	ASN
3	15-M	146	LYS
3	15-M	149	GLN
3	15-M	155	ILE
3	15-M	157	SER
3	15-M	158	ILE
3	15-M	159	SER
3	15-M	165	PHE
3	15-M	167	LEU
3	15-M	169	ASP
3	15-M	173	GLN
3	15-M	178	THR
3	15-M	185	LYS
3	15-M	186	THR
3	15-M	187	VAL
3	15-M	191	ARG
3	15-M	193	ILE
3	15-M	194	GLN
3	15-M	198	THR

Continued on next page...

Continued from previous page...

Mol	Chain	Res	Type
3	15-M	199	ILE
3	15-M	202	SER
3	15-M	218	LEU
3	15-M	221	GLN
3	15-M	223	ILE
3	15-M	227	PRO
3	15-M	229	LEU
3	15-M	244	SER
3	15-M	245	ARG
3	15-M	248	LYS
3	15-M	251	ARG
3	15-M	264	ASP
3	15-M	273	SER
3	15-M	274	ARG
3	15-M	278	GLN
3	15-M	282	GLU
3	15-M	287	ILE
3	15-M	290	GLN
3	15-M	294	ASN
3	15-M	298	GLU
3	15-M	300	ILE
3	15-M	325	ILE
3	15-M	331	LEU
3	15-M	336	SER
3	15-M	351	ILE
3	15-M	354	LEU
3	15-M	364	LEU
3	15-M	365	LYS
3	15-M	372	GLU
3	15-M	376	GLU
3	15-M	381	GLU
3	15-M	389	LEU
3	15-M	392	LEU
3	15-M	394	SER
3	15-M	399	LYS
3	15-M	405	ARG
3	15-M	410	ASN
3	15-M	436	LYS
3	15-M	439	LEU
3	15-M	447	GLN
3	15-M	448	GLN
3	15-M	449	LEU

Continued on next page...

Continued from previous page...

Mol	Chain	Res	Type
3	15-M	453	GLN
3	15-M	455	ARG
3	15-M	457	TYR
3	15-M	462	LEU
3	15-M	471	ASP
3	15-M	474	SER
3	15-M	480	ILE
3	15-M	487	LEU
3	15-M	495	MET
3	15-M	499	GLU
3	15-M	504	LYS
3	15-M	505	LYS
3	15-M	506	GLU
3	15-M	513	ILE
3	15-M	518	ASP
3	15-M	524	GLU
3	15-M	532	ILE
3	15-M	534	SER
3	15-M	537	GLU
3	15-M	549	SER
3	15-M	561	LYS
3	15-M	562	SER
3	15-M	563	ASN
3	15-M	580	SER
3	15-M	593	SER
3	15-M	597	GLU
3	15-M	598	LYS
3	15-M	604	ASN
3	15-M	608	ILE
3	15-M	610	LEU
3	15-M	613	LYS
3	15-M	615	SER
3	15-M	621	LEU
3	15-M	625	THR
3	15-M	626	TYR
3	15-M	664	LEU
3	15-M	666	SER
3	15-M	673	ARG
3	15-M	675	ILE
3	15-M	676	ILE
3	15-M	686	MET
3	15-M	689	GLU

Continued on next page...

Continued from previous page...

Mol	Chain	Res	Type
3	15-M	690	LEU
3	15-M	693	HIS
3	15-M	698	ASN
3	15-M	701	LEU
3	15-M	702	GLU
3	15-M	704	ILE
3	15-M	708	ARG
3	15-M	713	SER
3	15-M	714	ARG
3	15-M	716	LEU
3	15-M	719	ASP
3	15-M	722	GLN
3	15-M	723	ARG
3	15-M	728	ASN
3	15-M	734	GLU
3	15-M	737	PHE
3	15-M	738	MET
3	15-M	745	GLU
3	15-M	752	ASP
3	15-M	753	VAL
3	15-M	754	ASP
3	15-M	762	HIS
3	15-M	774	LEU
3	15-M	785	GLU
3	15-M	787	ILE
3	15-M	793	ARG
3	15-M	799	MET
3	15-M	802	GLU
3	15-M	804	ARG
3	15-M	810	ARG
3	15-M	816	ILE
3	15-M	822	SER
3	15-M	832	MET
3	15-M	834	LEU
3	15-M	838	ILE
3	15-M	842	LEU
3	15-M	843	LYS
1	16-B	14	ASN
1	16-B	16	PHE
1	16-B	35	ASP
1	16-B	65	ASP
1	16-B	75	ILE

Continued on next page...

Continued from previous page...

Mol	Chain	Res	Type
1	16-B	114	LYS
1	16-B	117	LEU
1	16-B	129	THR
1	16-B	141	PRO
1	16-B	144	VAL
1	16-B	147	ASN
1	16-B	162	ASP
2	16-C	5	ASP
2	16-C	9	ASP
2	16-C	22	ASP
2	16-C	49	ILE
2	16-C	63	ILE
2	16-C	65	PHE
2	16-C	84	PHE
2	16-C	95	ASP
2	16-C	102	VAL
2	16-C	131	GLU
2	16-C	137	ILE
3	16-M	4	ASP
3	16-M	7	MET
3	16-M	12	GLU
3	16-M	15	PRO
3	16-M	17	LEU
3	16-M	20	SER
3	16-M	22	LYS
3	16-M	30	LYS
3	16-M	35	LYS
3	16-M	36	SER
3	16-M	37	SER
3	16-M	46	SER
3	16-M	49	LYS
3	16-M	55	LYS
3	16-M	61	THR
3	16-M	69	THR
3	16-M	70	LEU
3	16-M	72	VAL
3	16-M	73	LYS
3	16-M	75	ASP
3	16-M	76	GLN
3	16-M	97	LEU
3	16-M	106	LEU
3	16-M	109	ARG

Continued on next page...

Continued from previous page...

Mol	Chain	Res	Type
3	16-M	114	MET
3	16-M	117	THR
3	16-M	121	LEU
3	16-M	126	VAL
3	16-M	127	ASN
3	16-M	135	TYR
3	16-M	136	ASN
3	16-M	146	LYS
3	16-M	149	GLN
3	16-M	155	ILE
3	16-M	157	SER
3	16-M	158	ILE
3	16-M	159	SER
3	16-M	165	PHE
3	16-M	167	LEU
3	16-M	169	ASP
3	16-M	173	GLN
3	16-M	178	THR
3	16-M	185	LYS
3	16-M	186	THR
3	16-M	187	VAL
3	16-M	191	ARG
3	16-M	193	ILE
3	16-M	194	GLN
3	16-M	198	THR
3	16-M	199	ILE
3	16-M	202	SER
3	16-M	218	LEU
3	16-M	221	GLN
3	16-M	223	ILE
3	16-M	227	PRO
3	16-M	229	LEU
3	16-M	244	SER
3	16-M	245	ARG
3	16-M	248	LYS
3	16-M	251	ARG
3	16-M	264	ASP
3	16-M	273	SER
3	16-M	274	ARG
3	16-M	278	GLN
3	16-M	282	GLU
3	16-M	287	ILE

Continued on next page...

Continued from previous page...

Mol	Chain	Res	Type
3	16-M	290	GLN
3	16-M	294	ASN
3	16-M	298	GLU
3	16-M	300	ILE
3	16-M	325	ILE
3	16-M	331	LEU
3	16-M	336	SER
3	16-M	351	ILE
3	16-M	354	LEU
3	16-M	364	LEU
3	16-M	365	LYS
3	16-M	372	GLU
3	16-M	376	GLU
3	16-M	381	GLU
3	16-M	389	LEU
3	16-M	392	LEU
3	16-M	394	SER
3	16-M	399	LYS
3	16-M	405	ARG
3	16-M	410	ASN
3	16-M	436	LYS
3	16-M	439	LEU
3	16-M	447	GLN
3	16-M	448	GLN
3	16-M	449	LEU
3	16-M	453	GLN
3	16-M	455	ARG
3	16-M	457	TYR
3	16-M	462	LEU
3	16-M	471	ASP
3	16-M	474	SER
3	16-M	480	ILE
3	16-M	487	LEU
3	16-M	495	MET
3	16-M	499	GLU
3	16-M	504	LYS
3	16-M	505	LYS
3	16-M	506	GLU
3	16-M	513	ILE
3	16-M	518	ASP
3	16-M	524	GLU
3	16-M	532	ILE

Continued on next page...

Continued from previous page...

Mol	Chain	Res	Type
3	16-M	534	SER
3	16-M	537	GLU
3	16-M	543	PRO
3	16-M	549	SER
3	16-M	561	LYS
3	16-M	562	SER
3	16-M	563	ASN
3	16-M	580	SER
3	16-M	593	SER
3	16-M	597	GLU
3	16-M	598	LYS
3	16-M	604	ASN
3	16-M	608	ILE
3	16-M	610	LEU
3	16-M	613	LYS
3	16-M	615	SER
3	16-M	621	LEU
3	16-M	625	THR
3	16-M	626	TYR
3	16-M	664	LEU
3	16-M	666	SER
3	16-M	673	ARG
3	16-M	675	ILE
3	16-M	676	ILE
3	16-M	686	MET
3	16-M	689	GLU
3	16-M	690	LEU
3	16-M	693	HIS
3	16-M	698	ASN
3	16-M	701	LEU
3	16-M	702	GLU
3	16-M	704	ILE
3	16-M	708	ARG
3	16-M	713	SER
3	16-M	714	ARG
3	16-M	716	LEU
3	16-M	719	ASP
3	16-M	722	GLN
3	16-M	723	ARG
3	16-M	728	ASN
3	16-M	734	GLU
3	16-M	737	PHE

Continued on next page...

Continued from previous page...

Mol	Chain	Res	Type
3	16-M	738	MET
3	16-M	745	GLU
3	16-M	752	ASP
3	16-M	753	VAL
3	16-M	754	ASP
3	16-M	762	HIS
3	16-M	774	LEU
3	16-M	785	GLU
3	16-M	787	ILE
3	16-M	793	ARG
3	16-M	799	MET
3	16-M	802	GLU
3	16-M	804	ARG
3	16-M	810	ARG
3	16-M	816	ILE
3	16-M	822	SER
3	16-M	832	MET
3	16-M	834	LEU
3	16-M	838	ILE
3	16-M	842	LEU
3	16-M	843	LYS
1	17-B	14	ASN
1	17-B	16	PHE
1	17-B	35	ASP
1	17-B	65	ASP
1	17-B	75	ILE
1	17-B	114	LYS
1	17-B	117	LEU
1	17-B	129	THR
1	17-B	141	PRO
1	17-B	144	VAL
1	17-B	147	ASN
1	17-B	162	ASP
2	17-C	5	ASP
2	17-C	9	ASP
2	17-C	22	ASP
2	17-C	49	ILE
2	17-C	63	ILE
2	17-C	65	PHE
2	17-C	84	PHE
2	17-C	95	ASP
2	17-C	102	VAL

Continued on next page...

Continued from previous page...

Mol	Chain	Res	Type
2	17-C	131	GLU
2	17-C	137	ILE
3	17-M	4	ASP
3	17-M	7	MET
3	17-M	12	GLU
3	17-M	15	PRO
3	17-M	17	LEU
3	17-M	20	SER
3	17-M	22	LYS
3	17-M	30	LYS
3	17-M	35	LYS
3	17-M	36	SER
3	17-M	37	SER
3	17-M	46	SER
3	17-M	49	LYS
3	17-M	55	LYS
3	17-M	61	THR
3	17-M	69	THR
3	17-M	70	LEU
3	17-M	72	VAL
3	17-M	73	LYS
3	17-M	75	ASP
3	17-M	76	GLN
3	17-M	97	LEU
3	17-M	106	LEU
3	17-M	109	ARG
3	17-M	114	MET
3	17-M	117	THR
3	17-M	121	LEU
3	17-M	126	VAL
3	17-M	127	ASN
3	17-M	135	TYR
3	17-M	136	ASN
3	17-M	146	LYS
3	17-M	149	GLN
3	17-M	155	ILE
3	17-M	157	SER
3	17-M	158	ILE
3	17-M	159	SER
3	17-M	165	PHE
3	17-M	167	LEU
3	17-M	169	ASP

Continued on next page...

Continued from previous page...

Mol	Chain	Res	Type
3	17-M	173	GLN
3	17-M	178	THR
3	17-M	185	LYS
3	17-M	186	THR
3	17-M	187	VAL
3	17-M	191	ARG
3	17-M	193	ILE
3	17-M	194	GLN
3	17-M	198	THR
3	17-M	199	ILE
3	17-M	202	SER
3	17-M	218	LEU
3	17-M	221	GLN
3	17-M	223	ILE
3	17-M	227	PRO
3	17-M	229	LEU
3	17-M	244	SER
3	17-M	245	ARG
3	17-M	248	LYS
3	17-M	251	ARG
3	17-M	264	ASP
3	17-M	273	SER
3	17-M	274	ARG
3	17-M	278	GLN
3	17-M	282	GLU
3	17-M	287	ILE
3	17-M	290	GLN
3	17-M	294	ASN
3	17-M	298	GLU
3	17-M	300	ILE
3	17-M	325	ILE
3	17-M	331	LEU
3	17-M	336	SER
3	17-M	351	ILE
3	17-M	354	LEU
3	17-M	364	LEU
3	17-M	365	LYS
3	17-M	372	GLU
3	17-M	376	GLU
3	17-M	381	GLU
3	17-M	389	LEU
3	17-M	392	LEU

Continued on next page...

Continued from previous page...

Mol	Chain	Res	Type
3	17-M	394	SER
3	17-M	399	LYS
3	17-M	405	ARG
3	17-M	410	ASN
3	17-M	436	LYS
3	17-M	439	LEU
3	17-M	447	GLN
3	17-M	448	GLN
3	17-M	449	LEU
3	17-M	453	GLN
3	17-M	455	ARG
3	17-M	457	TYR
3	17-M	462	LEU
3	17-M	471	ASP
3	17-M	474	SER
3	17-M	480	ILE
3	17-M	487	LEU
3	17-M	495	MET
3	17-M	499	GLU
3	17-M	504	LYS
3	17-M	505	LYS
3	17-M	506	GLU
3	17-M	513	ILE
3	17-M	518	ASP
3	17-M	524	GLU
3	17-M	532	ILE
3	17-M	534	SER
3	17-M	537	GLU
3	17-M	543	PRO
3	17-M	549	SER
3	17-M	561	LYS
3	17-M	562	SER
3	17-M	563	ASN
3	17-M	580	SER
3	17-M	593	SER
3	17-M	597	GLU
3	17-M	598	LYS
3	17-M	604	ASN
3	17-M	608	ILE
3	17-M	610	LEU
3	17-M	613	LYS
3	17-M	615	SER

Continued on next page...

Continued from previous page...

Mol	Chain	Res	Type
3	17-M	621	LEU
3	17-M	625	THR
3	17-M	626	TYR
3	17-M	664	LEU
3	17-M	666	SER
3	17-M	673	ARG
3	17-M	675	ILE
3	17-M	676	ILE
3	17-M	686	MET
3	17-M	689	GLU
3	17-M	690	LEU
3	17-M	693	HIS
3	17-M	698	ASN
3	17-M	701	LEU
3	17-M	702	GLU
3	17-M	704	ILE
3	17-M	708	ARG
3	17-M	713	SER
3	17-M	714	ARG
3	17-M	716	LEU
3	17-M	719	ASP
3	17-M	722	GLN
3	17-M	723	ARG
3	17-M	728	ASN
3	17-M	734	GLU
3	17-M	737	PHE
3	17-M	738	MET
3	17-M	745	GLU
3	17-M	752	ASP
3	17-M	753	VAL
3	17-M	754	ASP
3	17-M	762	HIS
3	17-M	774	LEU
3	17-M	785	GLU
3	17-M	787	ILE
3	17-M	793	ARG
3	17-M	799	MET
3	17-M	802	GLU
3	17-M	804	ARG
3	17-M	810	ARG
3	17-M	816	ILE
3	17-M	822	SER

Continued on next page...

Continued from previous page...

Mol	Chain	Res	Type
3	17-M	832	MET
3	17-M	834	LEU
3	17-M	838	ILE
3	17-M	842	LEU
3	17-M	843	LYS
1	18-B	14	ASN
1	18-B	16	PHE
1	18-B	35	ASP
1	18-B	65	ASP
1	18-B	75	ILE
1	18-B	114	LYS
1	18-B	117	LEU
1	18-B	129	THR
1	18-B	141	PRO
1	18-B	144	VAL
1	18-B	147	ASN
1	18-B	162	ASP
2	18-C	5	ASP
2	18-C	9	ASP
2	18-C	22	ASP
2	18-C	49	ILE
2	18-C	63	ILE
2	18-C	65	PHE
2	18-C	84	PHE
2	18-C	95	ASP
2	18-C	102	VAL
2	18-C	131	GLU
2	18-C	137	ILE
3	18-M	4	ASP
3	18-M	7	MET
3	18-M	12	GLU
3	18-M	15	PRO
3	18-M	17	LEU
3	18-M	20	SER
3	18-M	22	LYS
3	18-M	30	LYS
3	18-M	35	LYS
3	18-M	36	SER
3	18-M	37	SER
3	18-M	46	SER
3	18-M	49	LYS
3	18-M	55	LYS

Continued on next page...

Continued from previous page...

Mol	Chain	Res	Type
3	18-M	61	THR
3	18-M	69	THR
3	18-M	70	LEU
3	18-M	72	VAL
3	18-M	73	LYS
3	18-M	75	ASP
3	18-M	76	GLN
3	18-M	97	LEU
3	18-M	106	LEU
3	18-M	109	ARG
3	18-M	114	MET
3	18-M	117	THR
3	18-M	121	LEU
3	18-M	126	VAL
3	18-M	127	ASN
3	18-M	135	TYR
3	18-M	136	ASN
3	18-M	146	LYS
3	18-M	149	GLN
3	18-M	155	ILE
3	18-M	157	SER
3	18-M	158	ILE
3	18-M	159	SER
3	18-M	165	PHE
3	18-M	167	LEU
3	18-M	169	ASP
3	18-M	173	GLN
3	18-M	178	THR
3	18-M	185	LYS
3	18-M	186	THR
3	18-M	187	VAL
3	18-M	191	ARG
3	18-M	193	ILE
3	18-M	194	GLN
3	18-M	198	THR
3	18-M	199	ILE
3	18-M	202	SER
3	18-M	218	LEU
3	18-M	221	GLN
3	18-M	223	ILE
3	18-M	227	PRO
3	18-M	229	LEU

Continued on next page...

Continued from previous page...

Mol	Chain	Res	Type
3	18-M	244	SER
3	18-M	245	ARG
3	18-M	248	LYS
3	18-M	251	ARG
3	18-M	264	ASP
3	18-M	273	SER
3	18-M	274	ARG
3	18-M	278	GLN
3	18-M	282	GLU
3	18-M	287	ILE
3	18-M	290	GLN
3	18-M	294	ASN
3	18-M	298	GLU
3	18-M	300	ILE
3	18-M	325	ILE
3	18-M	331	LEU
3	18-M	336	SER
3	18-M	351	ILE
3	18-M	354	LEU
3	18-M	364	LEU
3	18-M	365	LYS
3	18-M	372	GLU
3	18-M	376	GLU
3	18-M	381	GLU
3	18-M	389	LEU
3	18-M	392	LEU
3	18-M	394	SER
3	18-M	399	LYS
3	18-M	405	ARG
3	18-M	410	ASN
3	18-M	436	LYS
3	18-M	439	LEU
3	18-M	447	GLN
3	18-M	448	GLN
3	18-M	449	LEU
3	18-M	453	GLN
3	18-M	455	ARG
3	18-M	457	TYR
3	18-M	462	LEU
3	18-M	471	ASP
3	18-M	474	SER
3	18-M	480	ILE

Continued on next page...

Continued from previous page...

Mol	Chain	Res	Type
3	18-M	487	LEU
3	18-M	495	MET
3	18-M	499	GLU
3	18-M	504	LYS
3	18-M	505	LYS
3	18-M	506	GLU
3	18-M	513	ILE
3	18-M	518	ASP
3	18-M	524	GLU
3	18-M	532	ILE
3	18-M	534	SER
3	18-M	537	GLU
3	18-M	549	SER
3	18-M	561	LYS
3	18-M	562	SER
3	18-M	563	ASN
3	18-M	580	SER
3	18-M	593	SER
3	18-M	597	GLU
3	18-M	598	LYS
3	18-M	604	ASN
3	18-M	608	ILE
3	18-M	610	LEU
3	18-M	613	LYS
3	18-M	615	SER
3	18-M	621	LEU
3	18-M	625	THR
3	18-M	626	TYR
3	18-M	664	LEU
3	18-M	666	SER
3	18-M	673	ARG
3	18-M	675	ILE
3	18-M	676	ILE
3	18-M	686	MET
3	18-M	689	GLU
3	18-M	690	LEU
3	18-M	693	HIS
3	18-M	698	ASN
3	18-M	701	LEU
3	18-M	702	GLU
3	18-M	704	ILE
3	18-M	708	ARG

Continued on next page...

Continued from previous page...

Mol	Chain	Res	Type
3	18-M	713	SER
3	18-M	714	ARG
3	18-M	716	LEU
3	18-M	719	ASP
3	18-M	722	GLN
3	18-M	723	ARG
3	18-M	728	ASN
3	18-M	734	GLU
3	18-M	737	PHE
3	18-M	738	MET
3	18-M	745	GLU
3	18-M	752	ASP
3	18-M	753	VAL
3	18-M	754	ASP
3	18-M	762	HIS
3	18-M	774	LEU
3	18-M	785	GLU
3	18-M	787	ILE
3	18-M	793	ARG
3	18-M	799	MET
3	18-M	802	GLU
3	18-M	804	ARG
3	18-M	810	ARG
3	18-M	816	ILE
3	18-M	822	SER
3	18-M	832	MET
3	18-M	834	LEU
3	18-M	838	ILE
3	18-M	842	LEU
3	18-M	843	LYS
1	19-B	14	ASN
1	19-B	16	PHE
1	19-B	35	ASP
1	19-B	65	ASP
1	19-B	75	ILE
1	19-B	114	LYS
1	19-B	117	LEU
1	19-B	129	THR
1	19-B	141	PRO
1	19-B	144	VAL
1	19-B	147	ASN
1	19-B	162	ASP

Continued on next page...

Continued from previous page...

Mol	Chain	Res	Type
2	19-C	5	ASP
2	19-C	9	ASP
2	19-C	22	ASP
2	19-C	49	ILE
2	19-C	63	ILE
2	19-C	65	PHE
2	19-C	84	PHE
2	19-C	95	ASP
2	19-C	102	VAL
2	19-C	131	GLU
2	19-C	137	ILE
3	19-M	4	ASP
3	19-M	7	MET
3	19-M	12	GLU
3	19-M	15	PRO
3	19-M	17	LEU
3	19-M	20	SER
3	19-M	22	LYS
3	19-M	30	LYS
3	19-M	35	LYS
3	19-M	36	SER
3	19-M	37	SER
3	19-M	46	SER
3	19-M	49	LYS
3	19-M	55	LYS
3	19-M	61	THR
3	19-M	69	THR
3	19-M	70	LEU
3	19-M	72	VAL
3	19-M	73	LYS
3	19-M	75	ASP
3	19-M	76	GLN
3	19-M	97	LEU
3	19-M	106	LEU
3	19-M	109	ARG
3	19-M	114	MET
3	19-M	117	THR
3	19-M	121	LEU
3	19-M	126	VAL
3	19-M	127	ASN
3	19-M	135	TYR
3	19-M	136	ASN

Continued on next page...

Continued from previous page...

Mol	Chain	Res	Type
3	19-M	146	LYS
3	19-M	149	GLN
3	19-M	155	ILE
3	19-M	157	SER
3	19-M	158	ILE
3	19-M	159	SER
3	19-M	165	PHE
3	19-M	167	LEU
3	19-M	169	ASP
3	19-M	173	GLN
3	19-M	178	THR
3	19-M	185	LYS
3	19-M	186	THR
3	19-M	187	VAL
3	19-M	191	ARG
3	19-M	193	ILE
3	19-M	194	GLN
3	19-M	198	THR
3	19-M	199	ILE
3	19-M	202	SER
3	19-M	218	LEU
3	19-M	221	GLN
3	19-M	223	ILE
3	19-M	227	PRO
3	19-M	229	LEU
3	19-M	244	SER
3	19-M	245	ARG
3	19-M	248	LYS
3	19-M	251	ARG
3	19-M	264	ASP
3	19-M	273	SER
3	19-M	274	ARG
3	19-M	278	GLN
3	19-M	282	GLU
3	19-M	287	ILE
3	19-M	290	GLN
3	19-M	294	ASN
3	19-M	298	GLU
3	19-M	300	ILE
3	19-M	325	ILE
3	19-M	331	LEU
3	19-M	336	SER

Continued on next page...

Continued from previous page...

Mol	Chain	Res	Type
3	19-M	351	ILE
3	19-M	354	LEU
3	19-M	364	LEU
3	19-M	365	LYS
3	19-M	372	GLU
3	19-M	376	GLU
3	19-M	381	GLU
3	19-M	389	LEU
3	19-M	392	LEU
3	19-M	394	SER
3	19-M	399	LYS
3	19-M	405	ARG
3	19-M	410	ASN
3	19-M	436	LYS
3	19-M	439	LEU
3	19-M	447	GLN
3	19-M	448	GLN
3	19-M	449	LEU
3	19-M	453	GLN
3	19-M	455	ARG
3	19-M	457	TYR
3	19-M	462	LEU
3	19-M	471	ASP
3	19-M	474	SER
3	19-M	480	ILE
3	19-M	487	LEU
3	19-M	495	MET
3	19-M	499	GLU
3	19-M	504	LYS
3	19-M	505	LYS
3	19-M	506	GLU
3	19-M	513	ILE
3	19-M	518	ASP
3	19-M	524	GLU
3	19-M	532	ILE
3	19-M	534	SER
3	19-M	537	GLU
3	19-M	549	SER
3	19-M	561	LYS
3	19-M	562	SER
3	19-M	563	ASN
3	19-M	580	SER

Continued on next page...

Continued from previous page...

Mol	Chain	Res	Type
3	19-M	593	SER
3	19-M	597	GLU
3	19-M	598	LYS
3	19-M	604	ASN
3	19-M	608	ILE
3	19-M	610	LEU
3	19-M	613	LYS
3	19-M	615	SER
3	19-M	621	LEU
3	19-M	625	THR
3	19-M	626	TYR
3	19-M	664	LEU
3	19-M	666	SER
3	19-M	673	ARG
3	19-M	675	ILE
3	19-M	676	ILE
3	19-M	686	MET
3	19-M	689	GLU
3	19-M	690	LEU
3	19-M	693	HIS
3	19-M	698	ASN
3	19-M	701	LEU
3	19-M	702	GLU
3	19-M	704	ILE
3	19-M	708	ARG
3	19-M	713	SER
3	19-M	714	ARG
3	19-M	716	LEU
3	19-M	719	ASP
3	19-M	722	GLN
3	19-M	723	ARG
3	19-M	728	ASN
3	19-M	734	GLU
3	19-M	737	PHE
3	19-M	738	MET
3	19-M	745	GLU
3	19-M	752	ASP
3	19-M	753	VAL
3	19-M	754	ASP
3	19-M	762	HIS
3	19-M	774	LEU
3	19-M	785	GLU

Continued on next page...

Continued from previous page...

Mol	Chain	Res	Type
3	19-M	787	ILE
3	19-M	793	ARG
3	19-M	799	MET
3	19-M	802	GLU
3	19-M	804	ARG
3	19-M	810	ARG
3	19-M	816	ILE
3	19-M	822	SER
3	19-M	832	MET
3	19-M	834	LEU
3	19-M	838	ILE
3	19-M	842	LEU
3	19-M	843	LYS
1	20-B	14	ASN
1	20-B	16	PHE
1	20-B	35	ASP
1	20-B	65	ASP
1	20-B	75	ILE
1	20-B	114	LYS
1	20-B	117	LEU
1	20-B	129	THR
1	20-B	141	PRO
1	20-B	144	VAL
1	20-B	147	ASN
1	20-B	162	ASP
2	20-C	5	ASP
2	20-C	9	ASP
2	20-C	22	ASP
2	20-C	49	ILE
2	20-C	63	ILE
2	20-C	65	PHE
2	20-C	84	PHE
2	20-C	95	ASP
2	20-C	102	VAL
2	20-C	131	GLU
2	20-C	137	ILE
3	20-M	4	ASP
3	20-M	7	MET
3	20-M	12	GLU
3	20-M	15	PRO
3	20-M	17	LEU
3	20-M	20	SER

Continued on next page...

Continued from previous page...

Mol	Chain	Res	Type
3	20-M	22	LYS
3	20-M	30	LYS
3	20-M	35	LYS
3	20-M	36	SER
3	20-M	37	SER
3	20-M	46	SER
3	20-M	49	LYS
3	20-M	55	LYS
3	20-M	61	THR
3	20-M	69	THR
3	20-M	70	LEU
3	20-M	72	VAL
3	20-M	73	LYS
3	20-M	75	ASP
3	20-M	76	GLN
3	20-M	97	LEU
3	20-M	106	LEU
3	20-M	109	ARG
3	20-M	114	MET
3	20-M	117	THR
3	20-M	121	LEU
3	20-M	126	VAL
3	20-M	127	ASN
3	20-M	135	TYR
3	20-M	136	ASN
3	20-M	146	LYS
3	20-M	149	GLN
3	20-M	155	ILE
3	20-M	157	SER
3	20-M	158	ILE
3	20-M	159	SER
3	20-M	165	PHE
3	20-M	167	LEU
3	20-M	169	ASP
3	20-M	173	GLN
3	20-M	178	THR
3	20-M	185	LYS
3	20-M	186	THR
3	20-M	187	VAL
3	20-M	191	ARG
3	20-M	193	ILE
3	20-M	194	GLN

Continued on next page...

Continued from previous page...

Mol	Chain	Res	Type
3	20-M	198	THR
3	20-M	199	ILE
3	20-M	202	SER
3	20-M	218	LEU
3	20-M	221	GLN
3	20-M	223	ILE
3	20-M	227	PRO
3	20-M	229	LEU
3	20-M	244	SER
3	20-M	245	ARG
3	20-M	248	LYS
3	20-M	251	ARG
3	20-M	264	ASP
3	20-M	273	SER
3	20-M	274	ARG
3	20-M	278	GLN
3	20-M	282	GLU
3	20-M	287	ILE
3	20-M	290	GLN
3	20-M	294	ASN
3	20-M	298	GLU
3	20-M	300	ILE
3	20-M	325	ILE
3	20-M	331	LEU
3	20-M	336	SER
3	20-M	351	ILE
3	20-M	354	LEU
3	20-M	364	LEU
3	20-M	365	LYS
3	20-M	372	GLU
3	20-M	376	GLU
3	20-M	381	GLU
3	20-M	389	LEU
3	20-M	392	LEU
3	20-M	394	SER
3	20-M	399	LYS
3	20-M	405	ARG
3	20-M	410	ASN
3	20-M	436	LYS
3	20-M	439	LEU
3	20-M	447	GLN
3	20-M	448	GLN

Continued on next page...

Continued from previous page...

Mol	Chain	Res	Type
3	20-M	449	LEU
3	20-M	453	GLN
3	20-M	455	ARG
3	20-M	457	TYR
3	20-M	462	LEU
3	20-M	471	ASP
3	20-M	474	SER
3	20-M	480	ILE
3	20-M	487	LEU
3	20-M	495	MET
3	20-M	499	GLU
3	20-M	504	LYS
3	20-M	505	LYS
3	20-M	506	GLU
3	20-M	513	ILE
3	20-M	518	ASP
3	20-M	524	GLU
3	20-M	532	ILE
3	20-M	534	SER
3	20-M	537	GLU
3	20-M	543	PRO
3	20-M	549	SER
3	20-M	561	LYS
3	20-M	562	SER
3	20-M	563	ASN
3	20-M	580	SER
3	20-M	593	SER
3	20-M	597	GLU
3	20-M	598	LYS
3	20-M	604	ASN
3	20-M	608	ILE
3	20-M	610	LEU
3	20-M	613	LYS
3	20-M	615	SER
3	20-M	621	LEU
3	20-M	625	THR
3	20-M	626	TYR
3	20-M	664	LEU
3	20-M	666	SER
3	20-M	673	ARG
3	20-M	675	ILE
3	20-M	676	ILE

Continued on next page...

Continued from previous page...

Mol	Chain	Res	Type
3	20-M	686	MET
3	20-M	689	GLU
3	20-M	690	LEU
3	20-M	693	HIS
3	20-M	698	ASN
3	20-M	701	LEU
3	20-M	702	GLU
3	20-M	704	ILE
3	20-M	708	ARG
3	20-M	713	SER
3	20-M	714	ARG
3	20-M	716	LEU
3	20-M	719	ASP
3	20-M	722	GLN
3	20-M	723	ARG
3	20-M	728	ASN
3	20-M	734	GLU
3	20-M	737	PHE
3	20-M	738	MET
3	20-M	745	GLU
3	20-M	752	ASP
3	20-M	753	VAL
3	20-M	754	ASP
3	20-M	762	HIS
3	20-M	774	LEU
3	20-M	785	GLU
3	20-M	787	ILE
3	20-M	793	ARG
3	20-M	799	MET
3	20-M	802	GLU
3	20-M	804	ARG
3	20-M	810	ARG
3	20-M	816	ILE
3	20-M	822	SER
3	20-M	832	MET
3	20-M	834	LEU
3	20-M	838	ILE
3	20-M	842	LEU
3	20-M	843	LYS

Sometimes sidechains can be flipped to improve hydrogen bonding and reduce clashes. All (562) such sidechains are listed below:

Mol	Chain	Res	Type
1	1-B	23	GLN
1	1-B	36	GLN
1	1-B	124	GLN
1	1-B	159	HIS
2	1-C	40	ASN
2	1-C	77	ASN
3	1-M	29	ASN
3	1-M	127	ASN
3	1-M	149	GLN
3	1-M	164	GLN
3	1-M	188	ASN
3	1-M	194	GLN
3	1-M	253	HIS
3	1-M	290	GLN
3	1-M	317	GLN
3	1-M	368	GLN
3	1-M	417	GLN
3	1-M	447	GLN
3	1-M	453	GLN
3	1-M	481	ASN
3	1-M	484	ASN
3	1-M	563	ASN
3	1-M	564	ASN
3	1-M	578	HIS
3	1-M	670	HIS
3	1-M	698	ASN
3	1-M	736	GLN
3	1-M	757	GLN
3	1-M	762	HIS
1	2-B	23	GLN
1	2-B	36	GLN
1	2-B	124	GLN
1	2-B	159	HIS
2	2-C	40	ASN
2	2-C	77	ASN
3	2-M	29	ASN
3	2-M	127	ASN
3	2-M	149	GLN
3	2-M	164	GLN
3	2-M	188	ASN
3	2-M	194	GLN
3	2-M	253	HIS
3	2-M	290	GLN

Continued on next page...

Continued from previous page...

Mol	Chain	Res	Type
3	2-M	317	GLN
3	2-M	368	GLN
3	2-M	417	GLN
3	2-M	447	GLN
3	2-M	453	GLN
3	2-M	481	ASN
3	2-M	484	ASN
3	2-M	563	ASN
3	2-M	564	ASN
3	2-M	578	HIS
3	2-M	670	HIS
3	2-M	698	ASN
3	2-M	757	GLN
3	2-M	762	HIS
1	3-B	23	GLN
1	3-B	36	GLN
1	3-B	159	HIS
2	3-C	40	ASN
2	3-C	77	ASN
3	3-M	29	ASN
3	3-M	127	ASN
3	3-M	149	GLN
3	3-M	164	GLN
3	3-M	188	ASN
3	3-M	194	GLN
3	3-M	253	HIS
3	3-M	290	GLN
3	3-M	317	GLN
3	3-M	368	GLN
3	3-M	417	GLN
3	3-M	424	ASN
3	3-M	453	GLN
3	3-M	481	ASN
3	3-M	484	ASN
3	3-M	563	ASN
3	3-M	564	ASN
3	3-M	578	HIS
3	3-M	670	HIS
3	3-M	736	GLN
3	3-M	757	GLN
3	3-M	762	HIS
1	4-B	23	GLN

Continued on next page...

Continued from previous page...

Mol	Chain	Res	Type
1	4-B	159	HIS
2	4-C	40	ASN
2	4-C	77	ASN
3	4-M	29	ASN
3	4-M	127	ASN
3	4-M	149	GLN
3	4-M	164	GLN
3	4-M	188	ASN
3	4-M	194	GLN
3	4-M	253	HIS
3	4-M	290	GLN
3	4-M	317	GLN
3	4-M	368	GLN
3	4-M	417	GLN
3	4-M	447	GLN
3	4-M	453	GLN
3	4-M	481	ASN
3	4-M	484	ASN
3	4-M	563	ASN
3	4-M	564	ASN
3	4-M	578	HIS
3	4-M	670	HIS
3	4-M	698	ASN
3	4-M	736	GLN
3	4-M	757	GLN
3	4-M	762	HIS
1	5-B	23	GLN
1	5-B	36	GLN
1	5-B	124	GLN
1	5-B	135	ASN
1	5-B	159	HIS
2	5-C	40	ASN
2	5-C	77	ASN
3	5-M	127	ASN
3	5-M	164	GLN
3	5-M	188	ASN
3	5-M	194	GLN
3	5-M	253	HIS
3	5-M	290	GLN
3	5-M	317	GLN
3	5-M	368	GLN
3	5-M	417	GLN

Continued on next page...

Continued from previous page...

Mol	Chain	Res	Type
3	5-M	447	GLN
3	5-M	453	GLN
3	5-M	481	ASN
3	5-M	484	ASN
3	5-M	563	ASN
3	5-M	564	ASN
3	5-M	578	HIS
3	5-M	670	HIS
3	5-M	698	ASN
3	5-M	722	GLN
3	5-M	736	GLN
3	5-M	757	GLN
1	6-B	23	GLN
1	6-B	36	GLN
1	6-B	159	HIS
2	6-C	40	ASN
2	6-C	77	ASN
3	6-M	29	ASN
3	6-M	127	ASN
3	6-M	149	GLN
3	6-M	164	GLN
3	6-M	188	ASN
3	6-M	194	GLN
3	6-M	253	HIS
3	6-M	290	GLN
3	6-M	317	GLN
3	6-M	368	GLN
3	6-M	417	GLN
3	6-M	447	GLN
3	6-M	453	GLN
3	6-M	481	ASN
3	6-M	484	ASN
3	6-M	563	ASN
3	6-M	564	ASN
3	6-M	578	HIS
3	6-M	670	HIS
3	6-M	698	ASN
3	6-M	736	GLN
3	6-M	757	GLN
3	6-M	762	HIS
1	7-B	23	GLN
1	7-B	36	GLN

Continued on next page...

Continued from previous page...

Mol	Chain	Res	Type
1	7-B	159	HIS
2	7-C	40	ASN
2	7-C	77	ASN
3	7-M	29	ASN
3	7-M	127	ASN
3	7-M	149	GLN
3	7-M	164	GLN
3	7-M	188	ASN
3	7-M	194	GLN
3	7-M	253	HIS
3	7-M	290	GLN
3	7-M	317	GLN
3	7-M	368	GLN
3	7-M	417	GLN
3	7-M	447	GLN
3	7-M	453	GLN
3	7-M	481	ASN
3	7-M	484	ASN
3	7-M	563	ASN
3	7-M	564	ASN
3	7-M	578	HIS
3	7-M	670	HIS
3	7-M	698	ASN
3	7-M	736	GLN
3	7-M	757	GLN
3	7-M	762	HIS
1	8-B	23	GLN
1	8-B	36	GLN
1	8-B	135	ASN
1	8-B	159	HIS
2	8-C	40	ASN
2	8-C	77	ASN
3	8-M	29	ASN
3	8-M	127	ASN
3	8-M	149	GLN
3	8-M	164	GLN
3	8-M	188	ASN
3	8-M	194	GLN
3	8-M	253	HIS
3	8-M	290	GLN
3	8-M	317	GLN
3	8-M	368	GLN

Continued on next page...

Continued from previous page...

Mol	Chain	Res	Type
3	8-M	417	GLN
3	8-M	424	ASN
3	8-M	447	GLN
3	8-M	453	GLN
3	8-M	481	ASN
3	8-M	484	ASN
3	8-M	563	ASN
3	8-M	564	ASN
3	8-M	578	HIS
3	8-M	670	HIS
3	8-M	736	GLN
3	8-M	757	GLN
3	8-M	762	HIS
1	9-B	23	GLN
1	9-B	36	GLN
1	9-B	135	ASN
1	9-B	159	HIS
2	9-C	40	ASN
2	9-C	77	ASN
3	9-M	29	ASN
3	9-M	127	ASN
3	9-M	149	GLN
3	9-M	164	GLN
3	9-M	188	ASN
3	9-M	194	GLN
3	9-M	253	HIS
3	9-M	290	GLN
3	9-M	317	GLN
3	9-M	368	GLN
3	9-M	417	GLN
3	9-M	424	ASN
3	9-M	447	GLN
3	9-M	453	GLN
3	9-M	481	ASN
3	9-M	484	ASN
3	9-M	563	ASN
3	9-M	564	ASN
3	9-M	578	HIS
3	9-M	670	HIS
3	9-M	736	GLN
3	9-M	757	GLN
3	9-M	762	HIS

Continued on next page...

Continued from previous page...

Mol	Chain	Res	Type
1	10-B	23	GLN
1	10-B	36	GLN
1	10-B	159	HIS
2	10-C	40	ASN
2	10-C	77	ASN
3	10-M	29	ASN
3	10-M	127	ASN
3	10-M	149	GLN
3	10-M	164	GLN
3	10-M	188	ASN
3	10-M	194	GLN
3	10-M	253	HIS
3	10-M	290	GLN
3	10-M	317	GLN
3	10-M	368	GLN
3	10-M	417	GLN
3	10-M	447	GLN
3	10-M	453	GLN
3	10-M	481	ASN
3	10-M	484	ASN
3	10-M	563	ASN
3	10-M	564	ASN
3	10-M	578	HIS
3	10-M	670	HIS
3	10-M	698	ASN
3	10-M	736	GLN
3	10-M	757	GLN
3	10-M	762	HIS
1	11-B	23	GLN
1	11-B	36	GLN
1	11-B	124	GLN
1	11-B	159	HIS
2	11-C	40	ASN
2	11-C	77	ASN
3	11-M	127	ASN
3	11-M	149	GLN
3	11-M	164	GLN
3	11-M	188	ASN
3	11-M	194	GLN
3	11-M	253	HIS
3	11-M	290	GLN
3	11-M	317	GLN

Continued on next page...

Continued from previous page...

Mol	Chain	Res	Type
3	11-M	368	GLN
3	11-M	417	GLN
3	11-M	424	ASN
3	11-M	447	GLN
3	11-M	453	GLN
3	11-M	481	ASN
3	11-M	484	ASN
3	11-M	563	ASN
3	11-M	564	ASN
3	11-M	578	HIS
3	11-M	670	HIS
3	11-M	722	GLN
3	11-M	757	GLN
3	11-M	762	HIS
1	12-B	23	GLN
1	12-B	36	GLN
1	12-B	124	GLN
1	12-B	159	HIS
2	12-C	40	ASN
2	12-C	77	ASN
3	12-M	127	ASN
3	12-M	164	GLN
3	12-M	188	ASN
3	12-M	194	GLN
3	12-M	253	HIS
3	12-M	290	GLN
3	12-M	317	GLN
3	12-M	368	GLN
3	12-M	417	GLN
3	12-M	424	ASN
3	12-M	447	GLN
3	12-M	453	GLN
3	12-M	481	ASN
3	12-M	484	ASN
3	12-M	563	ASN
3	12-M	564	ASN
3	12-M	578	HIS
3	12-M	670	HIS
3	12-M	736	GLN
3	12-M	757	GLN
1	13-B	23	GLN
1	13-B	36	GLN

Continued on next page...

Continued from previous page...

Mol	Chain	Res	Type
1	13-B	124	GLN
1	13-B	159	HIS
2	13-C	40	ASN
2	13-C	77	ASN
3	13-M	29	ASN
3	13-M	127	ASN
3	13-M	149	GLN
3	13-M	164	GLN
3	13-M	188	ASN
3	13-M	194	GLN
3	13-M	253	HIS
3	13-M	290	GLN
3	13-M	317	GLN
3	13-M	368	GLN
3	13-M	417	GLN
3	13-M	447	GLN
3	13-M	453	GLN
3	13-M	481	ASN
3	13-M	484	ASN
3	13-M	563	ASN
3	13-M	564	ASN
3	13-M	578	HIS
3	13-M	670	HIS
3	13-M	698	ASN
3	13-M	736	GLN
3	13-M	757	GLN
3	13-M	762	HIS
1	14-B	23	GLN
1	14-B	36	GLN
1	14-B	124	GLN
1	14-B	159	HIS
2	14-C	40	ASN
2	14-C	77	ASN
3	14-M	127	ASN
3	14-M	149	GLN
3	14-M	164	GLN
3	14-M	188	ASN
3	14-M	194	GLN
3	14-M	253	HIS
3	14-M	290	GLN
3	14-M	317	GLN
3	14-M	368	GLN

Continued on next page...

Continued from previous page...

Mol	Chain	Res	Type
3	14-M	417	GLN
3	14-M	424	ASN
3	14-M	447	GLN
3	14-M	453	GLN
3	14-M	481	ASN
3	14-M	484	ASN
3	14-M	563	ASN
3	14-M	564	ASN
3	14-M	578	HIS
3	14-M	670	HIS
3	14-M	736	GLN
3	14-M	757	GLN
3	14-M	762	HIS
1	15-B	23	GLN
1	15-B	36	GLN
1	15-B	159	HIS
2	15-C	40	ASN
2	15-C	77	ASN
3	15-M	29	ASN
3	15-M	127	ASN
3	15-M	149	GLN
3	15-M	164	GLN
3	15-M	188	ASN
3	15-M	194	GLN
3	15-M	253	HIS
3	15-M	290	GLN
3	15-M	317	GLN
3	15-M	368	GLN
3	15-M	417	GLN
3	15-M	447	GLN
3	15-M	453	GLN
3	15-M	481	ASN
3	15-M	484	ASN
3	15-M	563	ASN
3	15-M	564	ASN
3	15-M	578	HIS
3	15-M	670	HIS
3	15-M	698	ASN
3	15-M	736	GLN
3	15-M	757	GLN
3	15-M	762	HIS
1	16-B	23	GLN

Continued on next page...

Continued from previous page...

Mol	Chain	Res	Type
1	16-B	36	GLN
1	16-B	159	HIS
2	16-C	40	ASN
2	16-C	77	ASN
3	16-M	29	ASN
3	16-M	127	ASN
3	16-M	149	GLN
3	16-M	164	GLN
3	16-M	188	ASN
3	16-M	194	GLN
3	16-M	253	HIS
3	16-M	290	GLN
3	16-M	317	GLN
3	16-M	368	GLN
3	16-M	417	GLN
3	16-M	424	ASN
3	16-M	447	GLN
3	16-M	453	GLN
3	16-M	481	ASN
3	16-M	484	ASN
3	16-M	563	ASN
3	16-M	564	ASN
3	16-M	578	HIS
3	16-M	670	HIS
3	16-M	736	GLN
3	16-M	757	GLN
3	16-M	762	HIS
1	17-B	23	GLN
1	17-B	159	HIS
2	17-C	40	ASN
2	17-C	77	ASN
3	17-M	29	ASN
3	17-M	127	ASN
3	17-M	149	GLN
3	17-M	164	GLN
3	17-M	188	ASN
3	17-M	194	GLN
3	17-M	253	HIS
3	17-M	290	GLN
3	17-M	317	GLN
3	17-M	368	GLN
3	17-M	417	GLN

Continued on next page...

Continued from previous page...

Mol	Chain	Res	Type
3	17-M	424	ASN
3	17-M	447	GLN
3	17-M	453	GLN
3	17-M	481	ASN
3	17-M	484	ASN
3	17-M	563	ASN
3	17-M	564	ASN
3	17-M	578	HIS
3	17-M	670	HIS
3	17-M	736	GLN
3	17-M	757	GLN
3	17-M	762	HIS
1	18-B	23	GLN
1	18-B	36	GLN
1	18-B	124	GLN
1	18-B	135	ASN
1	18-B	159	HIS
2	18-C	40	ASN
2	18-C	77	ASN
3	18-M	29	ASN
3	18-M	127	ASN
3	18-M	149	GLN
3	18-M	164	GLN
3	18-M	188	ASN
3	18-M	194	GLN
3	18-M	253	HIS
3	18-M	290	GLN
3	18-M	317	GLN
3	18-M	368	GLN
3	18-M	417	GLN
3	18-M	447	GLN
3	18-M	453	GLN
3	18-M	481	ASN
3	18-M	484	ASN
3	18-M	563	ASN
3	18-M	564	ASN
3	18-M	578	HIS
3	18-M	670	HIS
3	18-M	698	ASN
3	18-M	736	GLN
3	18-M	757	GLN
3	18-M	762	HIS

Continued on next page...

Continued from previous page...

Mol	Chain	Res	Type
1	19-B	23	GLN
1	19-B	36	GLN
1	19-B	135	ASN
1	19-B	159	HIS
2	19-C	40	ASN
2	19-C	77	ASN
3	19-M	29	ASN
3	19-M	127	ASN
3	19-M	149	GLN
3	19-M	164	GLN
3	19-M	188	ASN
3	19-M	194	GLN
3	19-M	253	HIS
3	19-M	290	GLN
3	19-M	317	GLN
3	19-M	368	GLN
3	19-M	417	GLN
3	19-M	447	GLN
3	19-M	453	GLN
3	19-M	481	ASN
3	19-M	484	ASN
3	19-M	563	ASN
3	19-M	564	ASN
3	19-M	578	HIS
3	19-M	670	HIS
3	19-M	698	ASN
3	19-M	757	GLN
3	19-M	762	HIS
1	20-B	23	GLN
1	20-B	36	GLN
1	20-B	124	GLN
1	20-B	159	HIS
2	20-C	40	ASN
2	20-C	77	ASN
3	20-M	29	ASN
3	20-M	127	ASN
3	20-M	149	GLN
3	20-M	164	GLN
3	20-M	188	ASN
3	20-M	194	GLN
3	20-M	253	HIS
3	20-M	290	GLN

Continued on next page...

Continued from previous page...

Mol	Chain	Res	Type
3	20-M	317	GLN
3	20-M	368	GLN
3	20-M	417	GLN
3	20-M	424	ASN
3	20-M	447	GLN
3	20-M	453	GLN
3	20-M	481	ASN
3	20-M	484	ASN
3	20-M	563	ASN
3	20-M	564	ASN
3	20-M	578	HIS
3	20-M	670	HIS
3	20-M	736	GLN
3	20-M	757	GLN
3	20-M	762	HIS

5.3.3 RNA [i](#)

There are no RNA molecules in this entry.

5.4 Non-standard residues in protein, DNA, RNA chains [i](#)

There are no non-standard protein/DNA/RNA residues in this entry.

5.5 Carbohydrates [i](#)

There are no monosaccharides in this entry.

5.6 Ligand geometry [i](#)

There are no ligands in this entry.

5.7 Other polymers [i](#)

There are no such residues in this entry.

5.8 Polymer linkage issues

The following chains have linkage breaks:

Mol	Chain	Number of breaks
3	19-M	9
3	3-M	8
3	4-M	8
3	6-M	8
3	7-M	8
3	9-M	8
3	10-M	8
3	13-M	8
3	14-M	8
3	15-M	8
3	16-M	8
3	1-M	7
3	2-M	7
3	5-M	7
3	8-M	7
3	11-M	7
3	12-M	7
3	18-M	7
3	20-M	7
3	17-M	6

All chain breaks are listed below:

Model	Chain	Residue-1	Atom-1	Residue-2	Atom-2	Distance (Å)
1	M	601:ASP	C	602:PRO	N	9.78
2	M	601:ASP	C	602:PRO	N	9.78
3	M	601:ASP	C	602:PRO	N	9.78
4	M	601:ASP	C	602:PRO	N	9.78
5	M	601:ASP	C	602:PRO	N	9.78
6	M	601:ASP	C	602:PRO	N	9.78
7	M	601:ASP	C	602:PRO	N	9.78
8	M	601:ASP	C	602:PRO	N	9.78
9	M	601:ASP	C	602:PRO	N	9.78
10	M	601:ASP	C	602:PRO	N	9.78
11	M	601:ASP	C	602:PRO	N	9.78
12	M	601:ASP	C	602:PRO	N	9.78
13	M	601:ASP	C	602:PRO	N	9.78
14	M	601:ASP	C	602:PRO	N	9.78
15	M	601:ASP	C	602:PRO	N	9.78
16	M	601:ASP	C	602:PRO	N	9.78
17	M	601:ASP	C	602:PRO	N	9.78
18	M	601:ASP	C	602:PRO	N	9.78
19	M	601:ASP	C	602:PRO	N	9.78
20	M	601:ASP	C	602:PRO	N	9.78

Continued on next page...

Continued from previous page...

Model	Chain	Residue-1	Atom-1	Residue-2	Atom-2	Distance (Å)
1	M	245:ARG	C	246:PHE	N	3.86
2	M	245:ARG	C	246:PHE	N	3.86
3	M	245:ARG	C	246:PHE	N	3.86
4	M	245:ARG	C	246:PHE	N	3.86
5	M	245:ARG	C	246:PHE	N	3.86
6	M	245:ARG	C	246:PHE	N	3.86
7	M	245:ARG	C	246:PHE	N	3.86
8	M	245:ARG	C	246:PHE	N	3.86
9	M	245:ARG	C	246:PHE	N	3.86
10	M	245:ARG	C	246:PHE	N	3.86
11	M	245:ARG	C	246:PHE	N	3.86
12	M	245:ARG	C	246:PHE	N	3.86
13	M	245:ARG	C	246:PHE	N	3.86
14	M	245:ARG	C	246:PHE	N	3.86
15	M	245:ARG	C	246:PHE	N	3.86
16	M	245:ARG	C	246:PHE	N	3.86
17	M	245:ARG	C	246:PHE	N	3.86
18	M	245:ARG	C	246:PHE	N	3.86
19	M	245:ARG	C	246:PHE	N	3.86
20	M	245:ARG	C	246:PHE	N	3.86
1	M	270:LEU	C	271:GLU	N	3.64
2	M	270:LEU	C	271:GLU	N	3.64
3	M	270:LEU	C	271:GLU	N	3.64
4	M	270:LEU	C	271:GLU	N	3.64
5	M	270:LEU	C	271:GLU	N	3.64
6	M	270:LEU	C	271:GLU	N	3.64
7	M	270:LEU	C	271:GLU	N	3.64
8	M	270:LEU	C	271:GLU	N	3.64
9	M	270:LEU	C	271:GLU	N	3.64
10	M	270:LEU	C	271:GLU	N	3.64
11	M	270:LEU	C	271:GLU	N	3.64
12	M	270:LEU	C	271:GLU	N	3.64
13	M	270:LEU	C	271:GLU	N	3.64
14	M	270:LEU	C	271:GLU	N	3.64
15	M	270:LEU	C	271:GLU	N	3.64
16	M	270:LEU	C	271:GLU	N	3.64
17	M	270:LEU	C	271:GLU	N	3.64
18	M	270:LEU	C	271:GLU	N	3.64
19	M	270:LEU	C	271:GLU	N	3.64
20	M	270:LEU	C	271:GLU	N	3.64
1	M	449:LEU	C	450:ASP	N	3.51
2	M	449:LEU	C	450:ASP	N	3.51

Continued on next page...

Continued from previous page...

Model	Chain	Residue-1	Atom-1	Residue-2	Atom-2	Distance (Å)
3	M	449:LEU	C	450:ASP	N	3.51
4	M	449:LEU	C	450:ASP	N	3.51
5	M	449:LEU	C	450:ASP	N	3.51
6	M	449:LEU	C	450:ASP	N	3.51
7	M	449:LEU	C	450:ASP	N	3.51
8	M	449:LEU	C	450:ASP	N	3.51
9	M	449:LEU	C	450:ASP	N	3.51
10	M	449:LEU	C	450:ASP	N	3.51
11	M	449:LEU	C	450:ASP	N	3.51
12	M	449:LEU	C	450:ASP	N	3.51
13	M	449:LEU	C	450:ASP	N	3.51
14	M	449:LEU	C	450:ASP	N	3.51
15	M	449:LEU	C	450:ASP	N	3.51
16	M	449:LEU	C	450:ASP	N	3.51
17	M	449:LEU	C	450:ASP	N	3.51
18	M	449:LEU	C	450:ASP	N	3.51
19	M	449:LEU	C	450:ASP	N	3.51
20	M	449:LEU	C	450:ASP	N	3.51
3	M	709:LYS	C	710:GLY	N	3.31
10	M	709:LYS	C	710:GLY	N	3.08
1	M	779:ARG	C	780:ASP	N	2.82
13	M	779:ARG	C	780:ASP	N	2.63
18	M	779:ARG	C	780:ASP	N	2.63
6	M	805:ARG	C	806:MET	N	2.38
19	M	709:LYS	C	710:GLY	N	2.31
2	M	779:ARG	C	780:ASP	N	2.11
16	M	805:ARG	C	806:MET	N	2.11
15	M	709:LYS	C	710:GLY	N	2.10
9	M	709:LYS	C	710:GLY	N	2.03
16	M	709:LYS	C	710:GLY	N	1.95
10	M	805:ARG	C	806:MET	N	1.92
15	M	731:ALA	C	732:ILE	N	1.92
1	M	731:ALA	C	732:ILE	N	1.91
2	M	731:ALA	C	732:ILE	N	1.91
3	M	731:ALA	C	732:ILE	N	1.91
4	M	731:ALA	C	732:ILE	N	1.91
5	M	731:ALA	C	732:ILE	N	1.91
6	M	731:ALA	C	732:ILE	N	1.91
7	M	731:ALA	C	732:ILE	N	1.91
8	M	731:ALA	C	732:ILE	N	1.91
9	M	731:ALA	C	732:ILE	N	1.91
10	M	731:ALA	C	732:ILE	N	1.91

Continued on next page...

Continued from previous page...

Model	Chain	Residue-1	Atom-1	Residue-2	Atom-2	Distance (Å)
11	M	731:ALA	C	732:ILE	N	1.91
12	M	731:ALA	C	732:ILE	N	1.91
13	M	731:ALA	C	732:ILE	N	1.91
14	M	731:ALA	C	732:ILE	N	1.91
16	M	731:ALA	C	732:ILE	N	1.91
17	M	731:ALA	C	732:ILE	N	1.91
18	M	731:ALA	C	732:ILE	N	1.91
19	M	731:ALA	C	732:ILE	N	1.91
20	M	731:ALA	C	732:ILE	N	1.91
15	M	805:ARG	C	806:MET	N	1.87
9	M	805:ARG	C	806:MET	N	1.86
13	M	709:LYS	C	710:GLY	N	1.86
19	M	805:ARG	C	806:MET	N	1.84
6	M	709:LYS	C	710:GLY	N	1.75
11	M	779:ARG	C	780:ASP	N	1.71
4	M	805:ARG	C	806:MET	N	1.70
8	M	779:ARG	C	780:ASP	N	1.70
19	M	779:ARG	C	780:ASP	N	1.70
20	M	779:ARG	C	780:ASP	N	1.70
4	M	709:LYS	C	710:GLY	N	1.69
7	M	779:ARG	C	780:ASP	N	1.69
14	M	805:ARG	C	806:MET	N	1.67
1	M	737:PHE	C	738:MET	N	1.66
2	M	737:PHE	C	738:MET	N	1.66
3	M	737:PHE	C	738:MET	N	1.66
4	M	737:PHE	C	738:MET	N	1.66
5	M	737:PHE	C	738:MET	N	1.66
6	M	737:PHE	C	738:MET	N	1.66
7	M	737:PHE	C	738:MET	N	1.66
8	M	737:PHE	C	738:MET	N	1.66
9	M	737:PHE	C	738:MET	N	1.66
10	M	737:PHE	C	738:MET	N	1.66
11	M	737:PHE	C	738:MET	N	1.66
12	M	737:PHE	C	738:MET	N	1.66
13	M	737:PHE	C	738:MET	N	1.66
14	M	737:PHE	C	738:MET	N	1.66
15	M	737:PHE	C	738:MET	N	1.66
16	M	737:PHE	C	738:MET	N	1.66
17	M	737:PHE	C	738:MET	N	1.66
18	M	737:PHE	C	738:MET	N	1.66
19	M	737:PHE	C	738:MET	N	1.66
20	M	737:PHE	C	738:MET	N	1.66

Continued on next page...

Continued from previous page...

Model	Chain	Residue-1	Atom-1	Residue-2	Atom-2	Distance (Å)
7	M	805:ARG	C	806:MET	N	1.19
3	M	805:ARG	C	806:MET	N	1.12
14	M	709:LYS	C	710:GLY	N	1.11
12	M	709:LYS	C	710:GLY	N	1.00
5	M	709:LYS	C	710:GLY	N	0.96

6 Map visualisation

This section contains visualisations of the EMDB entry EMD-1584. These allow visual inspection of the internal detail of the map and identification of artifacts.

No raw map or half-maps were deposited for this entry and therefore no images, graphs, etc. pertaining to the raw map can be shown.

6.1 Orthogonal projections

This section was not generated.

6.2 Central slices

This section was not generated.

6.3 Largest variance slices

This section was not generated.

6.4 Orthogonal surface views

This section was not generated.

6.5 Mask visualisation

This section was not generated. No masks/segmentation were deposited.

7 Map analysis

This section contains the results of statistical analysis of the map.

7.1 Map-value distribution

This section was not generated.

7.2 Volume estimate versus contour level

This section was not generated.

7.3 Rotationally averaged power spectrum

This section was not generated. The rotationally averaged power spectrum had issues being displayed.

8 Fourier-Shell correlation

This section was not generated. No FSC curve or half-maps provided.

9 Map-model fit

This section was not generated.