



Full wwPDB X-ray Structure Validation Report ⓘ

Nov 7, 2023 – 06:20 AM EST

PDB ID : 5W5R
Title : Agrobacterium tumefaciens ADP-glucose pyrophosphorylase P96A mutant bound to activator pyruvate
Authors : Mascarenhas, R.N.; Hill, B.L.; Ballicora, M.A.; Liu, D.
Deposited on : 2017-06-15
Resolution : 1.75 Å(reported)

This is a Full wwPDB X-ray Structure Validation Report for a publicly released PDB entry.

We welcome your comments at validation@mail.wwpdb.org

A user guide is available at

<https://www.wwpdb.org/validation/2017/XrayValidationReportHelp>

with specific help available everywhere you see the ⓘ symbol.

The types of validation reports are described at

<http://www.wwpdb.org/validation/2017/FAQs#types>.

The following versions of software and data (see [references ⓘ](#)) were used in the production of this report:

MolProbity : 4.02b-467
Mogul : 1.8.5 (274361), CSD as541be (2020)
Xtriage (Phenix) : 1.13
EDS : 2.36
Percentile statistics : 20191225.v01 (using entries in the PDB archive December 25th 2019)
Refmac : 5.8.0158
CCP4 : 7.0.044 (Gargrove)
Ideal geometry (proteins) : Engh & Huber (2001)
Ideal geometry (DNA, RNA) : Parkinson et al. (1996)
Validation Pipeline (wwPDB-VP) : 2.36

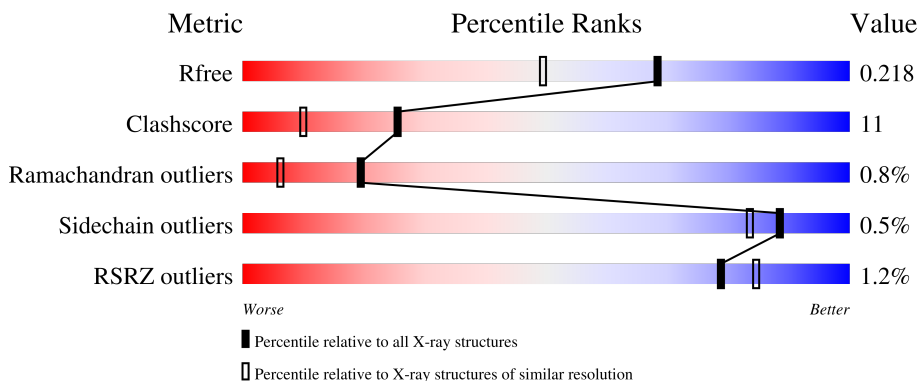
1 Overall quality at a glance

The following experimental techniques were used to determine the structure:

X-RAY DIFFRACTION

The reported resolution of this entry is 1.75 Å.

Percentile scores (ranging between 0-100) for global validation metrics of the entry are shown in the following graphic. The table shows the number of entries on which the scores are based.



Metric	Whole archive (#Entries)	Similar resolution (#Entries, resolution range(Å))
R_{free}	130704	2340 (1.76-1.76)
Clashscore	141614	2466 (1.76-1.76)
Ramachandran outliers	138981	2437 (1.76-1.76)
Sidechain outliers	138945	2437 (1.76-1.76)
RSRZ outliers	127900	2298 (1.76-1.76)

The table below summarises the geometric issues observed across the polymeric chains and their fit to the electron density. The red, orange, yellow and green segments of the lower bar indicate the fraction of residues that contain outliers for ≥ 3 , 2, 1 and 0 types of geometric quality criteria respectively. A grey segment represents the fraction of residues that are not modelled. The numeric value for each fraction is indicated below the corresponding segment, with a dot representing fractions $\leq 5\%$. The upper red bar (where present) indicates the fraction of residues that have poor fit to the electron density. The numeric value is given above the bar.

Mol	Chain	Length	Quality of chain
1	A	418	
1	B	418	
1	C	418	
1	D	418	
1	E	418	

Continued on next page...

Continued from previous page...

Mol	Chain	Length	Quality of chain	
1	F	418		•
1	G	418		•
1	H	418		••
1	I	418		•
1	J	418		•
1	K	418		•
1	L	418		•
1	M	418		••
1	N	418		••
1	O	418		•
1	P	418		•
1	Q	418		•
1	R	418		••
1	T	418		••
1	U	418		••

The following table lists non-polymeric compounds, carbohydrate monomers and non-standard residues in protein, DNA, RNA chains that are outliers for geometric or electron-density-fit criteria:

Mol	Type	Chain	Res	Chirality	Geometry	Clashes	Electron density
2	SO4	B	501	-	-	X	-
2	SO4	K	502	-	-	X	-
2	SO4	P	502	-	-	X	-

2 Entry composition

There are 4 unique types of molecules in this entry. The entry contains 72534 atoms, of which 0 are hydrogens and 0 are deuteriums.

In the tables below, the ZeroOcc column contains the number of atoms modelled with zero occupancy, the AltConf column contains the number of residues with at least one atom in alternate conformation and the Trace column contains the number of residues modelled with at most 2 atoms.

- Molecule 1 is a protein called Glucose-1-phosphate adenylyltransferase.

Mol	Chain	Residues	Atoms					ZeroOcc	AltConf	Trace
			Total	C	N	O	S			
1	A	415	Total 3250	C 2060	N 564	O 613	S 13	0	1	0
1	B	415	Total 3262	C 2068	N 567	O 614	S 13	8	3	0
1	C	415	Total 3248	C 2059	N 564	O 612	S 13	4	1	0
1	D	412	Total 3236	C 2054	N 561	O 608	S 13	0	2	0
1	E	409	Total 3206	C 2036	N 552	O 605	S 13	0	1	0
1	H	409	Total 3206	C 2035	N 552	O 606	S 13	0	0	0
1	I	409	Total 3210	C 2038	N 552	O 607	S 13	0	1	0
1	J	415	Total 3251	C 2062	N 561	O 615	S 13	0	3	0
1	K	410	Total 3211	C 2038	N 553	O 607	S 13	0	0	0
1	L	410	Total 3220	C 2043	N 554	O 610	S 13	0	1	0
1	N	415	Total 3247	C 2056	N 561	O 617	S 13	0	0	0
1	O	411	Total 3216	C 2041	N 554	O 608	S 13	0	0	0
1	P	409	Total 3210	C 2038	N 552	O 607	S 13	0	1	0
1	Q	409	Total 3210	C 2038	N 552	O 607	S 13	0	1	0
1	R	409	Total 3214	C 2042	N 552	O 607	S 13	5	2	0
1	F	408	Total 3216	C 2044	N 554	O 605	S 13	5	2	0

Continued on next page...

Continued from previous page...

Mol	Chain	Residues	Atoms					ZeroOcc	AltConf	Trace
			Total	C	N	O	S			
1	G	410	3225	2046	559	607	13	0	1	0
1	M	409	3216	2041	555	607	13	0	1	0
1	T	415	3252	2062	562	615	13	0	1	0
1	U	415	3248	2059	562	614	13	4	1	0

There are 100 discrepancies between the modelled and reference sequences:

Chain	Residue	Modelled	Actual	Comment	Reference
A	4	ALA	-	expression tag	UNP P39669
A	5	ALA	-	expression tag	UNP P39669
A	6	ALA	-	expression tag	UNP P39669
A	97	ALA	PRO	engineered mutation	UNP P39669
A	221	LEU	VAL	conflict	UNP P39669
B	4	ALA	-	expression tag	UNP P39669
B	5	ALA	-	expression tag	UNP P39669
B	6	ALA	-	expression tag	UNP P39669
B	97	ALA	PRO	engineered mutation	UNP P39669
B	221	LEU	VAL	conflict	UNP P39669
C	4	ALA	-	expression tag	UNP P39669
C	5	ALA	-	expression tag	UNP P39669
C	6	ALA	-	expression tag	UNP P39669
C	97	ALA	PRO	engineered mutation	UNP P39669
C	221	LEU	VAL	conflict	UNP P39669
D	4	ALA	-	expression tag	UNP P39669
D	5	ALA	-	expression tag	UNP P39669
D	6	ALA	-	expression tag	UNP P39669
D	97	ALA	PRO	engineered mutation	UNP P39669
D	221	LEU	VAL	conflict	UNP P39669
E	4	ALA	-	expression tag	UNP P39669
E	5	ALA	-	expression tag	UNP P39669
E	6	ALA	-	expression tag	UNP P39669
E	97	ALA	PRO	engineered mutation	UNP P39669
E	221	LEU	VAL	conflict	UNP P39669
H	4	ALA	-	expression tag	UNP P39669
H	5	ALA	-	expression tag	UNP P39669
H	6	ALA	-	expression tag	UNP P39669
H	97	ALA	PRO	engineered mutation	UNP P39669
H	221	LEU	VAL	conflict	UNP P39669
I	4	ALA	-	expression tag	UNP P39669

Continued on next page...

Continued from previous page...

Chain	Residue	Modelled	Actual	Comment	Reference
I	5	ALA	-	expression tag	UNP P39669
I	6	ALA	-	expression tag	UNP P39669
I	97	ALA	PRO	engineered mutation	UNP P39669
I	221	LEU	VAL	conflict	UNP P39669
J	4	ALA	-	expression tag	UNP P39669
J	5	ALA	-	expression tag	UNP P39669
J	6	ALA	-	expression tag	UNP P39669
J	97	ALA	PRO	engineered mutation	UNP P39669
J	221	LEU	VAL	conflict	UNP P39669
K	4	ALA	-	expression tag	UNP P39669
K	5	ALA	-	expression tag	UNP P39669
K	6	ALA	-	expression tag	UNP P39669
K	97	ALA	PRO	engineered mutation	UNP P39669
K	221	LEU	VAL	conflict	UNP P39669
L	4	ALA	-	expression tag	UNP P39669
L	5	ALA	-	expression tag	UNP P39669
L	6	ALA	-	expression tag	UNP P39669
L	97	ALA	PRO	engineered mutation	UNP P39669
L	221	LEU	VAL	conflict	UNP P39669
N	4	ALA	-	expression tag	UNP P39669
N	5	ALA	-	expression tag	UNP P39669
N	6	ALA	-	expression tag	UNP P39669
N	97	ALA	PRO	engineered mutation	UNP P39669
N	221	LEU	VAL	conflict	UNP P39669
O	4	ALA	-	expression tag	UNP P39669
O	5	ALA	-	expression tag	UNP P39669
O	6	ALA	-	expression tag	UNP P39669
O	97	ALA	PRO	engineered mutation	UNP P39669
O	221	LEU	VAL	conflict	UNP P39669
P	4	ALA	-	expression tag	UNP P39669
P	5	ALA	-	expression tag	UNP P39669
P	6	ALA	-	expression tag	UNP P39669
P	97	ALA	PRO	engineered mutation	UNP P39669
P	221	LEU	VAL	conflict	UNP P39669
Q	4	ALA	-	expression tag	UNP P39669
Q	5	ALA	-	expression tag	UNP P39669
Q	6	ALA	-	expression tag	UNP P39669
Q	97	ALA	PRO	engineered mutation	UNP P39669
Q	221	LEU	VAL	conflict	UNP P39669
R	4	ALA	-	expression tag	UNP P39669
R	5	ALA	-	expression tag	UNP P39669
R	6	ALA	-	expression tag	UNP P39669

Continued on next page...

Continued from previous page...

Chain	Residue	Modelled	Actual	Comment	Reference
R	97	ALA	PRO	engineered mutation	UNP P39669
R	221	LEU	VAL	conflict	UNP P39669
F	4	ALA	-	expression tag	UNP P39669
F	5	ALA	-	expression tag	UNP P39669
F	6	ALA	-	expression tag	UNP P39669
F	97	ALA	PRO	engineered mutation	UNP P39669
F	221	LEU	VAL	conflict	UNP P39669
G	4	ALA	-	expression tag	UNP P39669
G	5	ALA	-	expression tag	UNP P39669
G	6	ALA	-	expression tag	UNP P39669
G	97	ALA	PRO	engineered mutation	UNP P39669
G	221	LEU	VAL	conflict	UNP P39669
M	4	ALA	-	expression tag	UNP P39669
M	5	ALA	-	expression tag	UNP P39669
M	6	ALA	-	expression tag	UNP P39669
M	97	ALA	PRO	engineered mutation	UNP P39669
M	221	LEU	VAL	conflict	UNP P39669
T	4	ALA	-	expression tag	UNP P39669
T	5	ALA	-	expression tag	UNP P39669
T	6	ALA	-	expression tag	UNP P39669
T	97	ALA	PRO	engineered mutation	UNP P39669
T	221	LEU	VAL	conflict	UNP P39669
U	4	ALA	-	expression tag	UNP P39669
U	5	ALA	-	expression tag	UNP P39669
U	6	ALA	-	expression tag	UNP P39669
U	97	ALA	PRO	engineered mutation	UNP P39669
U	221	LEU	VAL	conflict	UNP P39669

- Molecule 2 is SULFATE ION (three-letter code: SO4) (formula: O₄S).



Mol	Chain	Residues	Atoms			ZeroOcc	AltConf
2	A	1	Total	O	S	0	0
			5	4	1		
2	A	1	Total	O	S	0	0
			5	4	1		
2	B	1	Total	O	S	0	0
			5	4	1		
2	B	1	Total	O	S	0	0
			5	4	1		
2	C	1	Total	O	S	0	0
			5	4	1		
2	C	1	Total	O	S	0	0
			5	4	1		
2	D	1	Total	O	S	0	0
			5	4	1		
2	D	1	Total	O	S	0	0
			5	4	1		
2	E	1	Total	O	S	0	0
			5	4	1		
2	E	1	Total	O	S	0	0
			5	4	1		
2	E	1	Total	O	S	0	0
			5	4	1		
2	H	1	Total	O	S	0	0
			5	4	1		
2	H	1	Total	O	S	0	0
			5	4	1		
2	I	1	Total	O	S	0	0
			5	4	1		

Continued on next page...

Continued from previous page...

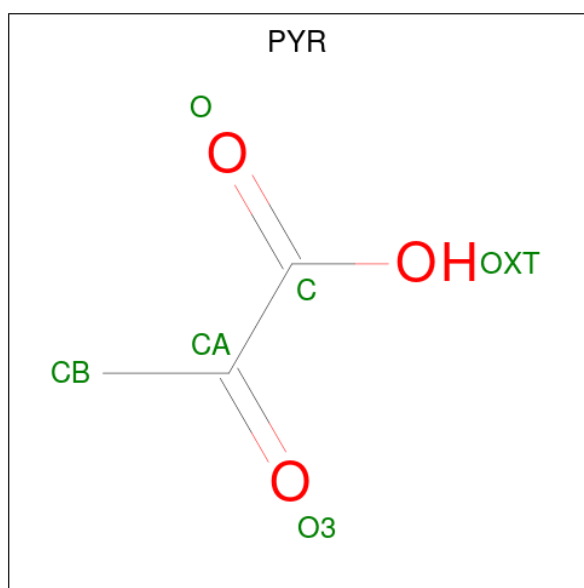
Mol	Chain	Residues	Atoms			ZeroOcc	AltConf
			Total	O	S		
2	I	1	5	4	1	0	0
2	J	1	5	4	1	0	0
2	J	1	5	4	1	0	0
2	K	1	5	4	1	0	0
2	K	1	5	4	1	0	0
2	L	1	5	4	1	0	0
2	L	1	5	4	1	0	0
2	N	1	5	4	1	0	0
2	N	1	5	4	1	0	0
2	O	1	5	4	1	0	0
2	O	1	5	4	1	0	0
2	P	1	5	4	1	0	0
2	P	1	5	4	1	0	0
2	Q	1	5	4	1	0	0
2	Q	1	5	4	1	0	0
2	R	1	5	4	1	0	0
2	R	1	5	4	1	0	0
2	F	1	5	4	1	0	0
2	F	1	5	4	1	0	0
2	G	1	5	4	1	0	0
2	G	1	5	4	1	0	0

Continued on next page...

Continued from previous page...

Mol	Chain	Residues	Atoms			ZeroOcc	AltConf
2	M	1	Total	O	S	0	0
			5	4	1		
2	M	1	Total	O	S	0	0
			5	4	1		
2	T	1	Total	O	S	0	0
			5	4	1		
2	T	1	Total	O	S	0	0
			5	4	1		
2	T	1	Total	O	S	0	0
			5	4	1		
2	U	1	Total	O	S	0	0
			5	4	1		
2	U	1	Total	O	S	0	0
			5	4	1		

- Molecule 3 is PYRUVIC ACID (three-letter code: PYR) (formula: C₃H₄O₃).



Mol	Chain	Residues	Atoms			ZeroOcc	AltConf
3	A	1	Total	C	O	0	0
			6	3	3		
3	D	1	Total	C	O	0	0
			6	3	3		
3	E	1	Total	C	O	0	0
			6	3	3		
3	H	1	Total	C	O	0	0
			6	3	3		

Continued on next page...

Continued from previous page...

Mol	Chain	Residues	Atoms			ZeroOcc	AltConf
3	I	1	Total	C	O	0	0
			6	3	3		
3	J	1	Total	C	O	0	0
			6	3	3		
3	K	1	Total	C	O	0	0
			6	3	3		
3	F	1	Total	C	O	0	0
			6	3	3		
3	U	1	Total	C	O	0	0
			6	3	3		

- Molecule 4 is water.

Mol	Chain	Residues	Atoms		ZeroOcc	AltConf
4	A	387	Total	O	0	0
			387	387		
4	B	372	Total	O	0	0
			372	372		
4	C	435	Total	O	0	0
			435	435		
4	D	407	Total	O	0	0
			407	407		
4	E	409	Total	O	0	0
			409	409		
4	H	365	Total	O	0	0
			365	365		
4	I	420	Total	O	0	0
			420	420		
4	J	451	Total	O	0	0
			451	451		
4	K	395	Total	O	0	0
			395	395		
4	L	312	Total	O	0	0
			312	312		
4	N	297	Total	O	0	0
			297	297		
4	O	436	Total	O	0	0
			436	436		
4	P	347	Total	O	0	0
			347	347		
4	Q	371	Total	O	0	0
			371	371		

Continued on next page...

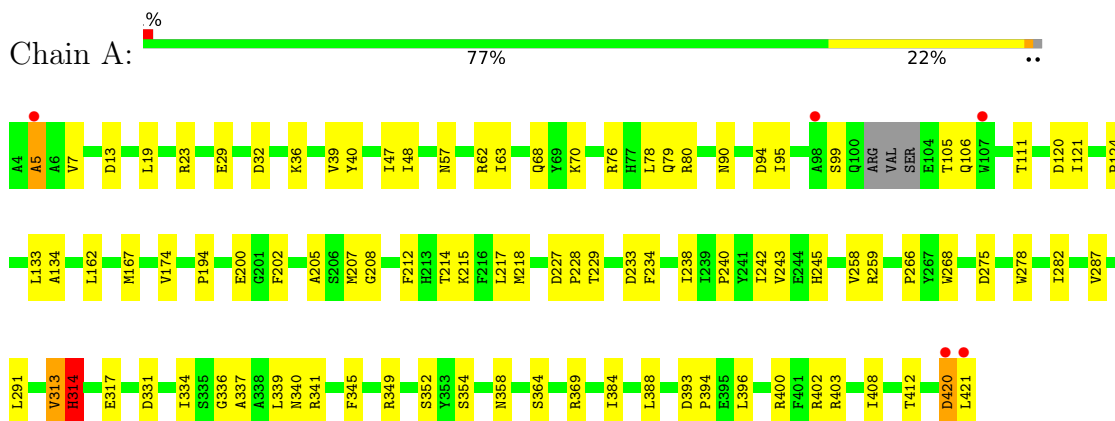
Continued from previous page...

Mol	Chain	Residues	Atoms		ZeroOcc	AltConf
4	R	438	Total 438	O 438	0	0
4	F	406	Total 406	O 406	0	0
4	G	367	Total 367	O 367	0	0
4	M	360	Total 360	O 360	0	0
4	T	365	Total 365	O 365	0	0
4	U	376	Total 376	O 376	0	0

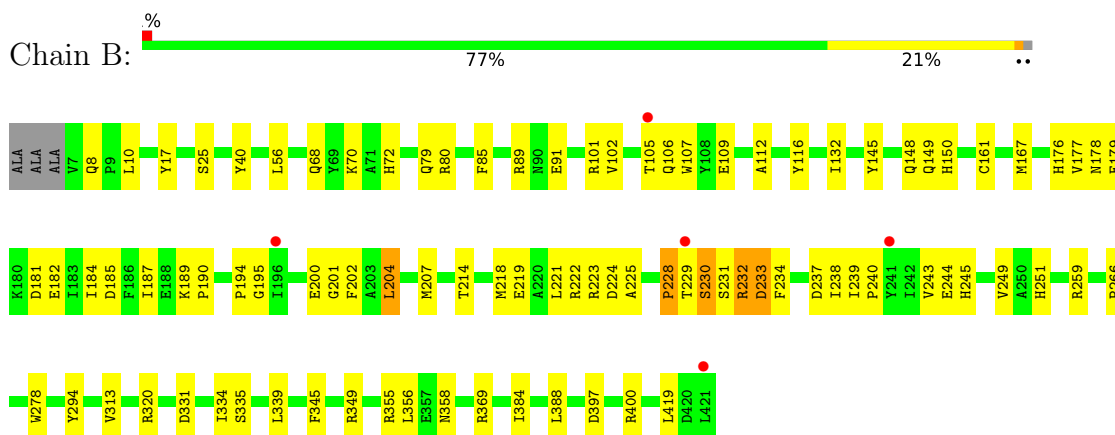
3 Residue-property plots [i](#)

These plots are drawn for all protein, RNA, DNA and oligosaccharide chains in the entry. The first graphic for a chain summarises the proportions of the various outlier classes displayed in the second graphic. The second graphic shows the sequence view annotated by issues in geometry and electron density. Residues are color-coded according to the number of geometric quality criteria for which they contain at least one outlier: green = 0, yellow = 1, orange = 2 and red = 3 or more. A red dot above a residue indicates a poor fit to the electron density ($RSRZ > 2$). Stretches of 2 or more consecutive residues without any outlier are shown as a green connector. Residues present in the sample, but not in the model, are shown in grey.

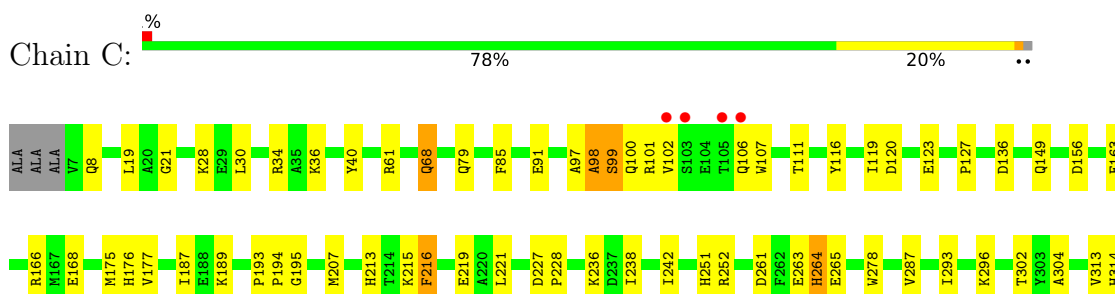
- Molecule 1: Glucose-1-phosphate adenylyltransferase



- Molecule 1: Glucose-1-phosphate adenylyltransferase

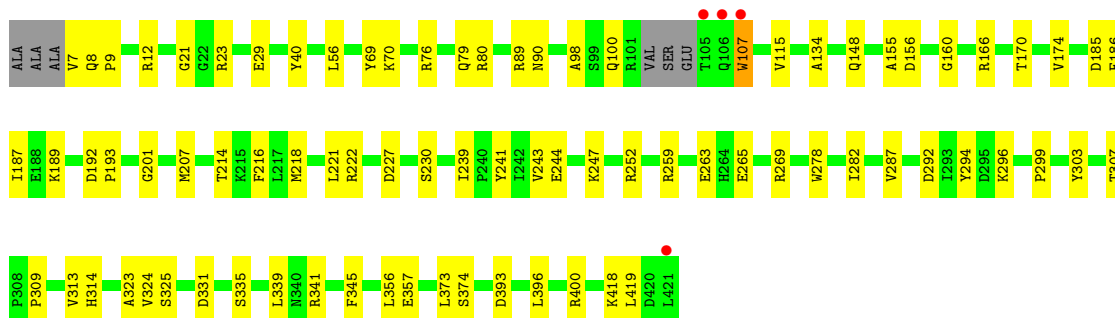
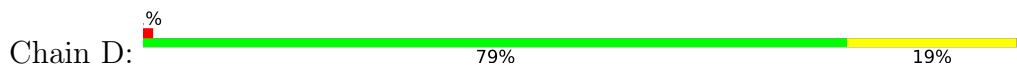


- Molecule 1: Glucose-1-phosphate adenylyltransferase

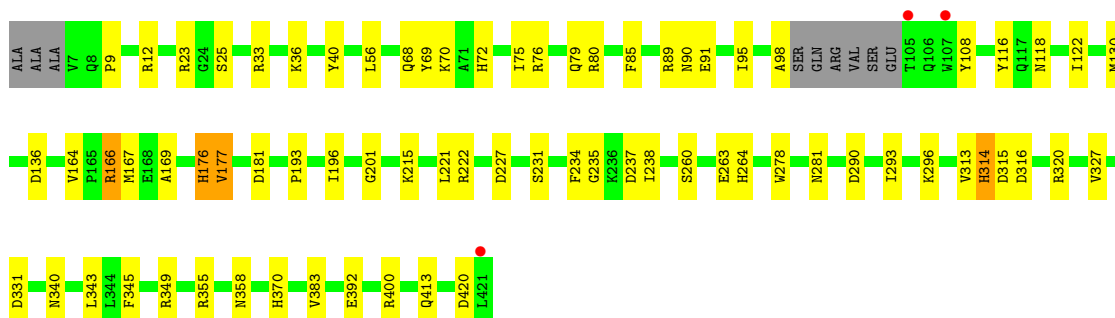
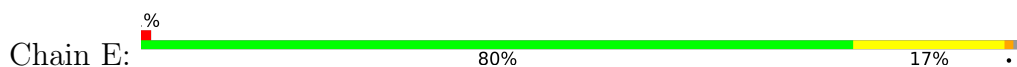




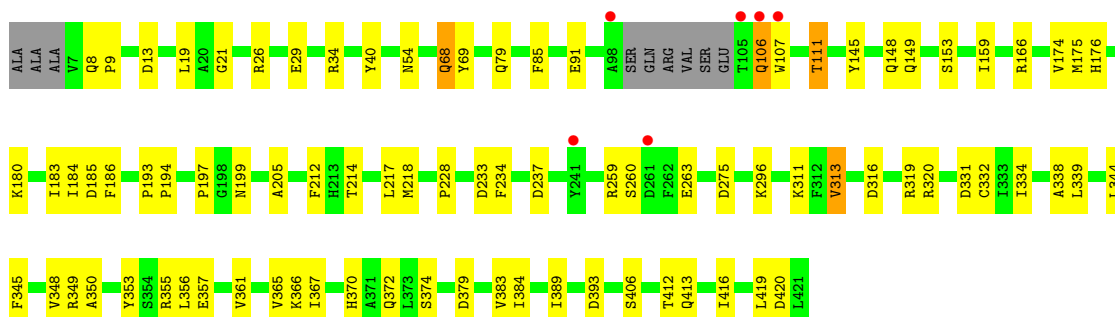
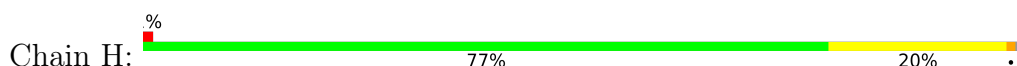
• Molecule 1: Glucose-1-phosphate adenylyltransferase



• Molecule 1: Glucose-1-phosphate adenylyltransferase

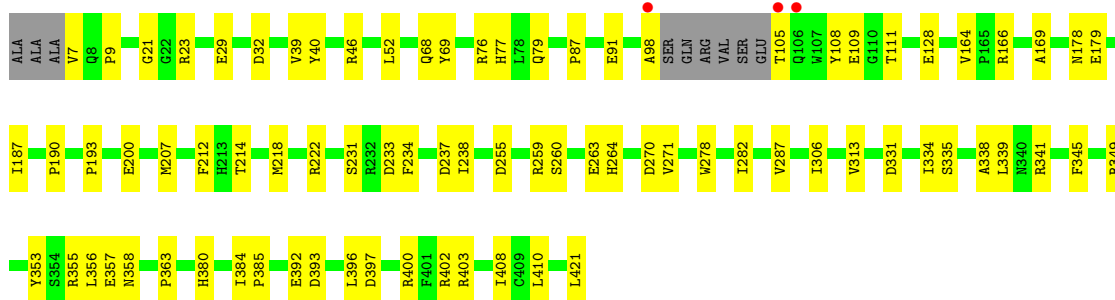


• Molecule 1: Glucose-1-phosphate adenylyltransferase

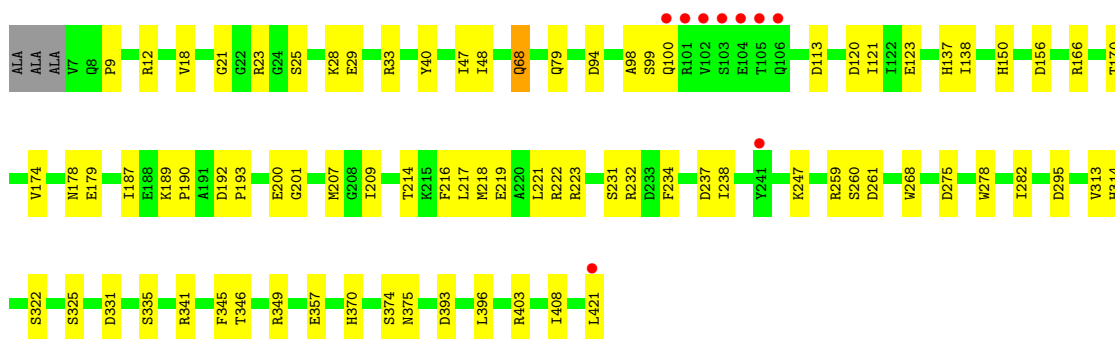
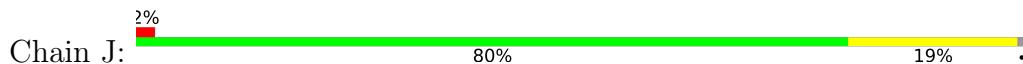


• Molecule 1: Glucose-1-phosphate adenylyltransferase

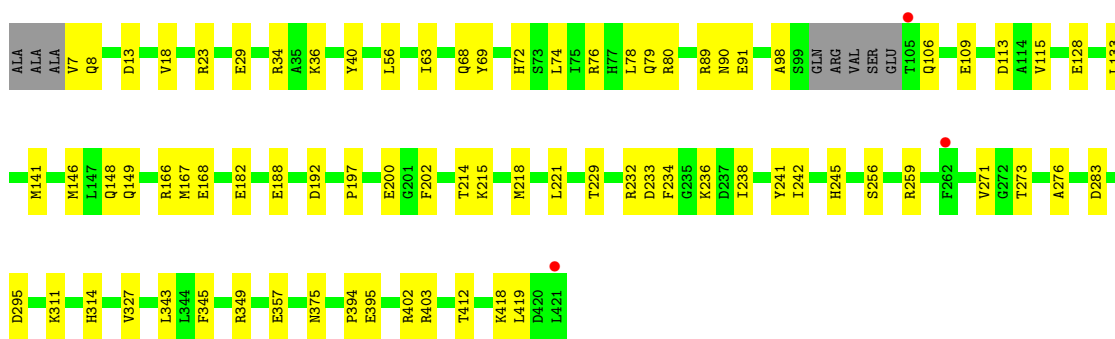
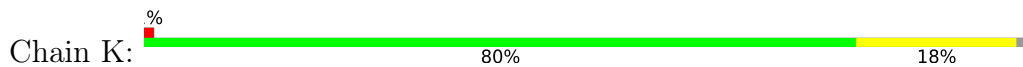




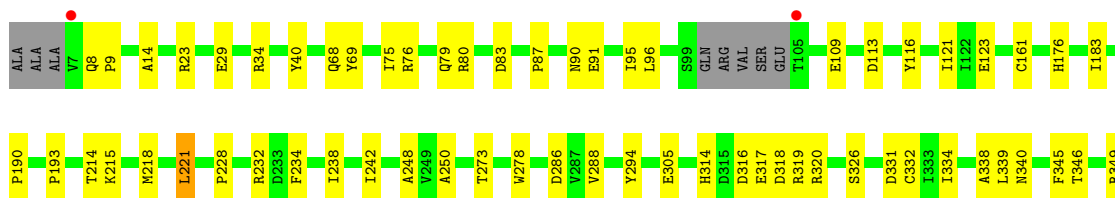
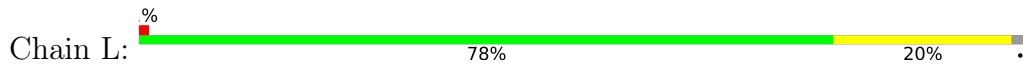
- Molecule 1: Glucose-1-phosphate adenylyltransferase

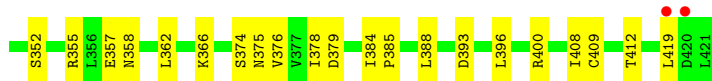


- Molecule 1: Glucose-1-phosphate adenylyltransferase

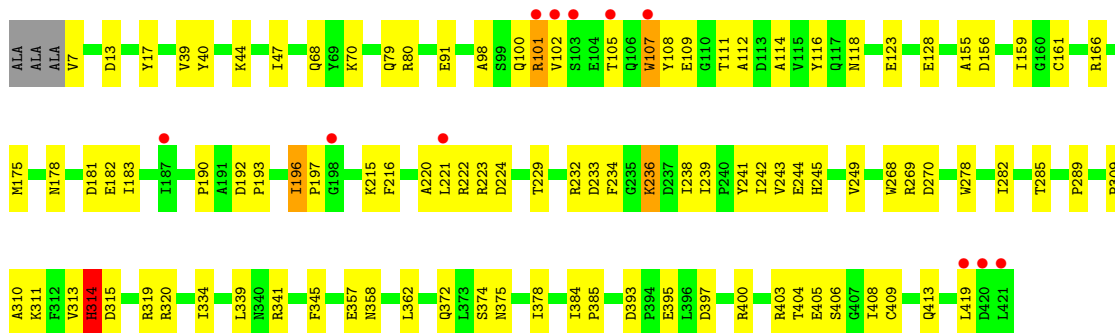
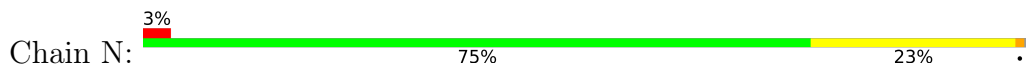


- Molecule 1: Glucose-1-phosphate adenylyltransferase

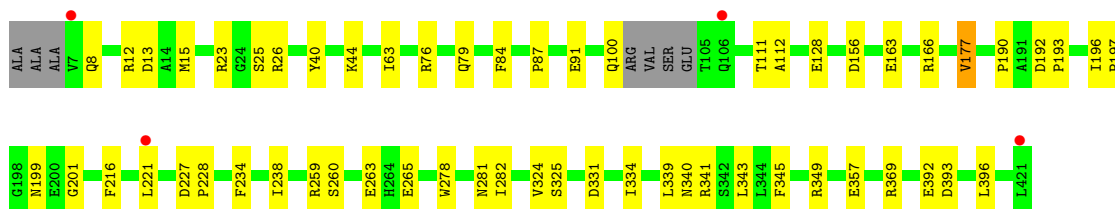
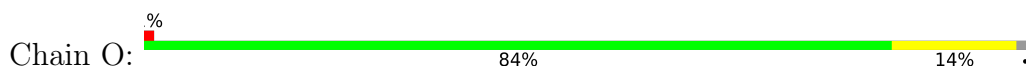




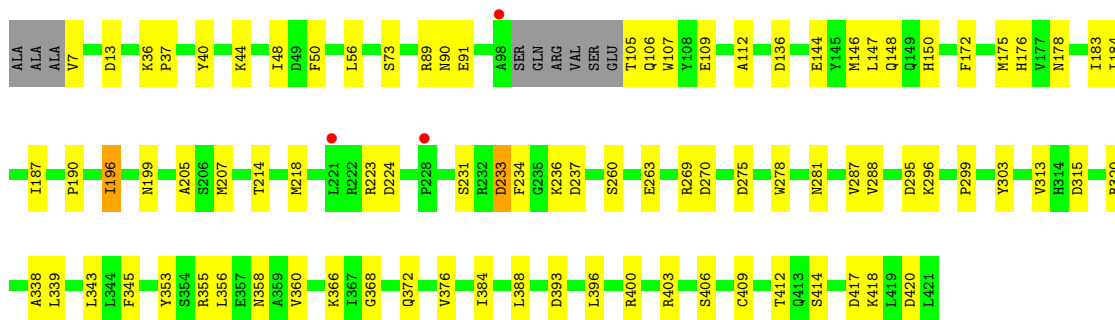
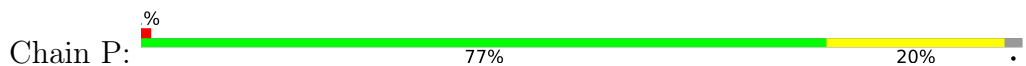
- Molecule 1: Glucose-1-phosphate adenylyltransferase



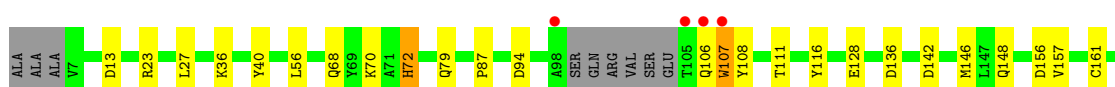
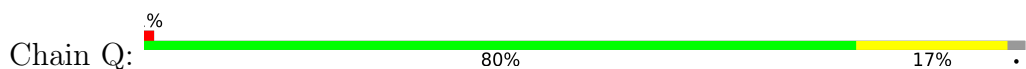
- Molecule 1: Glucose-1-phosphate adenylyltransferase

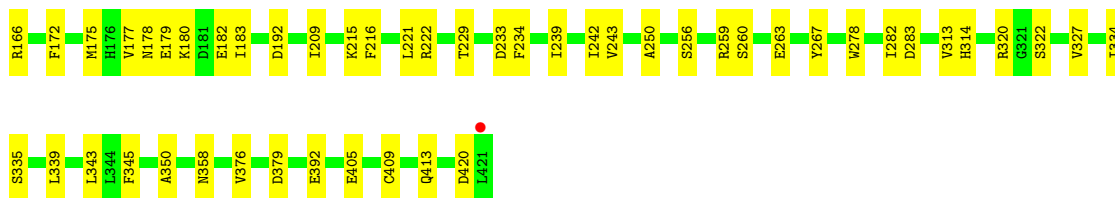


- Molecule 1: Glucose-1-phosphate adenylyltransferase

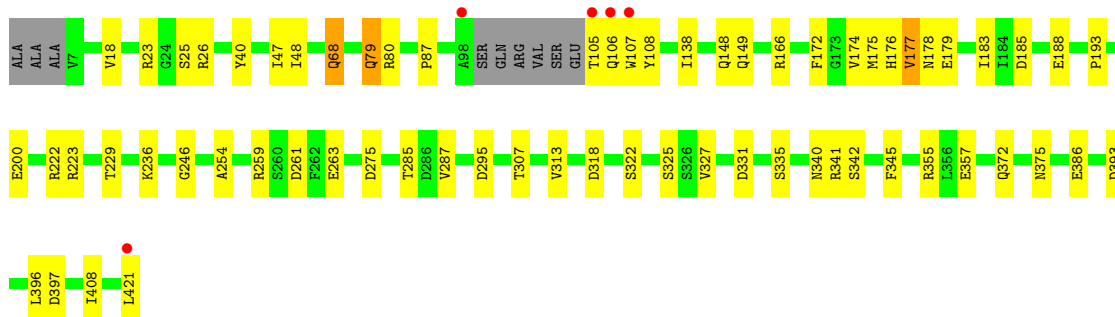
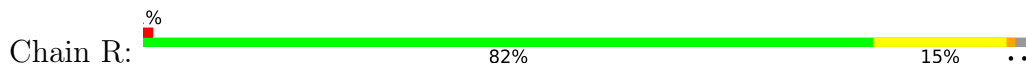


- Molecule 1: Glucose-1-phosphate adenylyltransferase

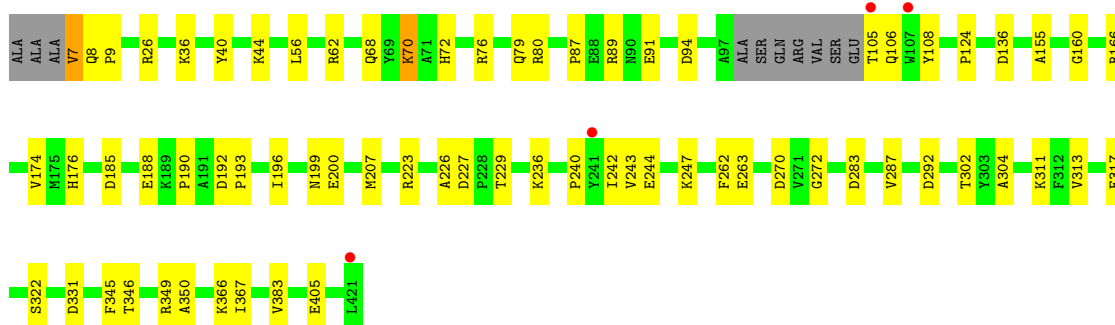
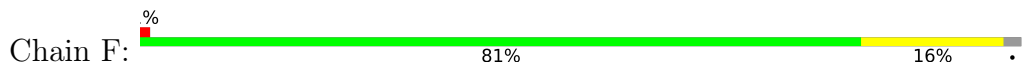




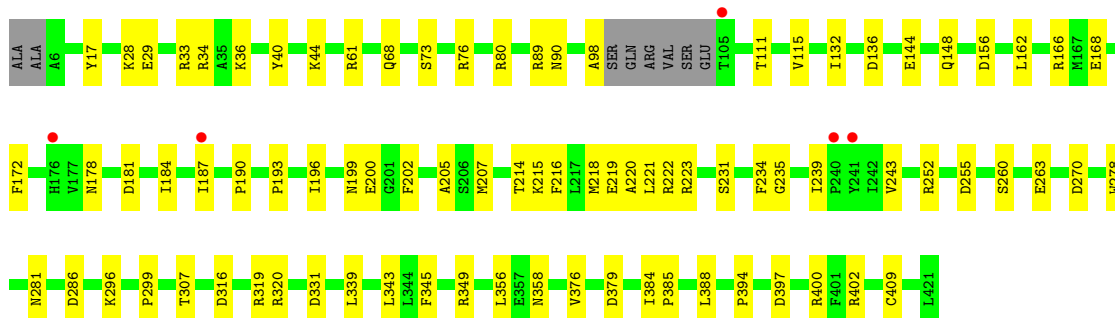
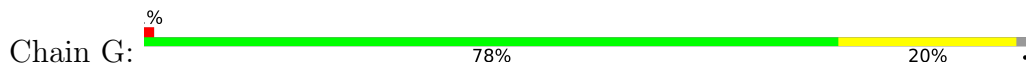
- Molecule 1: Glucose-1-phosphate adenylyltransferase



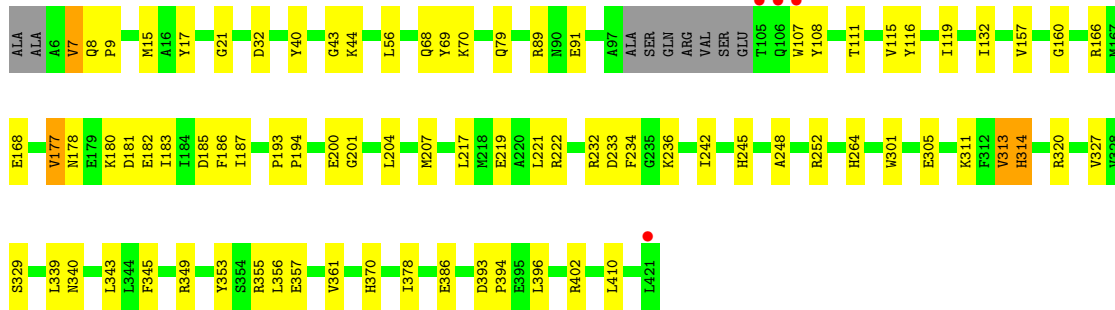
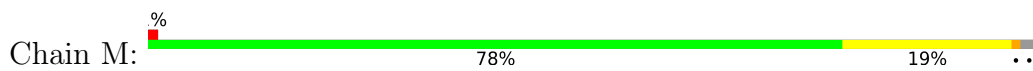
- Molecule 1: Glucose-1-phosphate adenylyltransferase



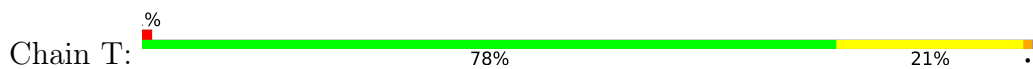
- Molecule 1: Glucose-1-phosphate adenylyltransferase



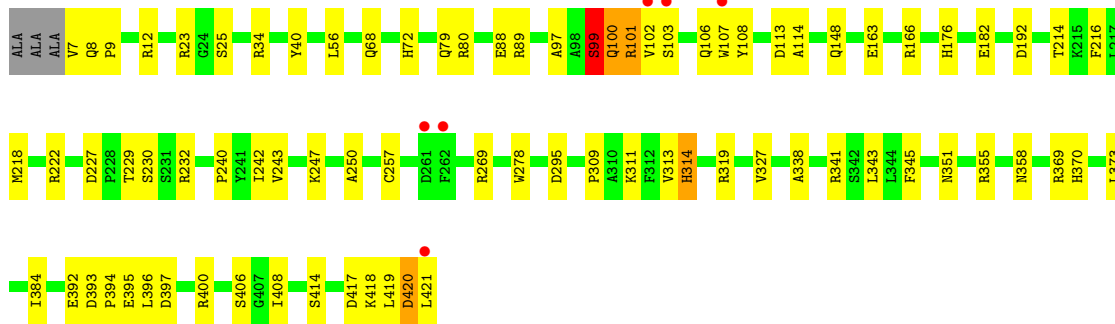
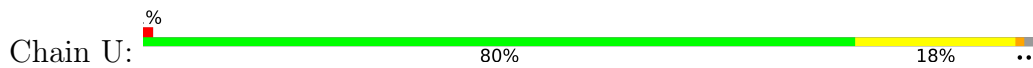
- Molecule 1: Glucose-1-phosphate adenylyltransferase



• Molecule 1: Glucose-1-phosphate adenylyltransferase



• Molecule 1: Glucose-1-phosphate adenylyltransferase



4 Data and refinement statistics i

Property	Value	Source
Space group	P 1	Depositor
Cell constants a, b, c, α , β , γ	93.40Å 140.99Å 228.21Å 72.00° 78.18° 90.01°	Depositor
Resolution (Å)	46.88 – 1.75 46.88 – 1.75	Depositor EDS
% Data completeness (in resolution range)	44.0 (46.88-1.75) 47.2 (46.88-1.75)	Depositor EDS
R_{merge}	0.07	Depositor
R_{sym}	(Not available)	Depositor
$\langle I/\sigma(I) \rangle$ ¹	1.49 (at 1.75Å)	Xtrriage
Refinement program	PHENIX 1.9_1692	Depositor
R, R_{free}	0.201 , 0.228 0.189 , 0.218	Depositor DCC
R_{free} test set	1112 reflections (0.21%)	wwPDB-VP
Wilson B-factor (Å ²)	18.6	Xtrriage
Anisotropy	0.022	Xtrriage
Bulk solvent k_{sol} (e/Å ³), B_{sol} (Å ²)	0.40 , 47.9	EDS
L-test for twinning ²	$\langle L \rangle = 0.51$, $\langle L^2 \rangle = 0.35$	Xtrriage
Estimated twinning fraction	0.457 for h,-k,h-l 0.467 for -h,k,k-l 0.467 for -h,-k,-h-k+l	Xtrriage
Reported twinning fraction	0.490 for h,-k,h-l	Depositor
Outliers	0 of 535072 reflections	Xtrriage
F_o, F_c correlation	0.96	EDS
Total number of atoms	72534	wwPDB-VP
Average B, all atoms (Å ²)	26.0	wwPDB-VP

Xtrriage's analysis on translational NCS is as follows: *The analyses of the Patterson function reveals a significant off-origin peak that is 33.09 % of the origin peak, indicating pseudo-translational symmetry. The chance of finding a peak of this or larger height randomly in a structure without pseudo-translational symmetry is equal to 8.4601e-04. The detected translational NCS is most likely also responsible for the elevated intensity ratio.*

¹Intensities estimated from amplitudes.

²Theoretical values of $\langle |L| \rangle$, $\langle L^2 \rangle$ for acentric reflections are 0.5, 0.333 respectively for untwinned datasets, and 0.375, 0.2 for perfectly twinned datasets.

5 Model quality i

5.1 Standard geometry i

Bond lengths and bond angles in the following residue types are not validated in this section: PYR, SO4

The Z score for a bond length (or angle) is the number of standard deviations the observed value is removed from the expected value. A bond length (or angle) with $|Z| > 5$ is considered an outlier worth inspection. RMSZ is the root-mean-square of all Z scores of the bond lengths (or angles).

Mol	Chain	Bond lengths		Bond angles	
		RMSZ	# Z >5	RMSZ	# Z >5
1	A	0.23	0/3328	0.44	1/4518 (0.0%)
1	B	0.25	0/3347	0.46	1/4546 (0.0%)
1	C	0.26	0/3327	0.46	0/4519
1	D	0.23	0/3317	0.42	0/4504
1	E	0.23	0/3284	0.42	0/4462
1	F	0.25	0/3297	0.42	0/4478
1	G	0.23	0/3303	0.41	0/4485
1	H	0.23	0/3281	0.42	0/4457
1	I	0.24	0/3288	0.43	0/4467
1	J	0.23	0/3336	0.42	0/4533
1	K	0.23	0/3286	0.41	0/4464
1	L	0.24	0/3295	0.43	0/4476
1	M	0.25	0/3294	0.43	1/4474 (0.0%)
1	N	0.25	0/3323	0.46	0/4516
1	O	0.24	0/3291	0.42	0/4471
1	P	0.24	0/3288	0.44	0/4467
1	Q	0.26	0/3288	0.45	0/4467
1	R	0.23	0/3295	0.42	0/4476
1	T	0.24	0/3331	0.45	0/4526
1	U	0.23	0/3327	0.43	0/4520
All	All	0.24	0/66126	0.43	3/89826 (0.0%)

Chiral center outliers are detected by calculating the chiral volume of a chiral center and verifying if the center is modelled as a planar moiety or with the opposite hand. A planarity outlier is detected by checking planarity of atoms in a peptide group, atoms in a mainchain group or atoms of a sidechain that are expected to be planar.

Mol	Chain	#Chirality outliers	#Planarity outliers
1	A	0	1
1	C	0	1
1	F	0	1

Continued on next page...

Continued from previous page...

Mol	Chain	#Chirality outliers	#Planarity outliers
1	I	0	1
1	M	0	1
1	N	0	2
All	All	0	7

There are no bond length outliers.

All (3) bond angle outliers are listed below:

Mol	Chain	Res	Type	Atoms	Z	Observed(°)	Ideal(°)
1	B	204	LEU	CB-CG-CD1	-7.31	98.58	111.00
1	M	313	VAL	C-N-CA	5.58	135.65	121.70
1	A	313	VAL	C-N-CA	5.33	135.01	121.70

There are no chirality outliers.

All (7) planarity outliers are listed below:

Mol	Chain	Res	Type	Group
1	A	313	VAL	Peptide
1	C	263	GLU	Peptide
1	F	263	GLU	Peptide
1	I	212	PHE	Peptide
1	M	7	VAL	Peptide
1	N	100	GLN	Peptide
1	N	244	GLU	Peptide

5.2 Too-close contacts [i](#)

In the following table, the Non-H and H(model) columns list the number of non-hydrogen atoms and hydrogen atoms in the chain respectively. The H(added) column lists the number of hydrogen atoms added and optimized by MolProbity. The Clashes column lists the number of clashes within the asymmetric unit, whereas Symm-Clashes lists symmetry-related clashes.

Mol	Chain	Non-H	H(model)	H(added)	Clashes	Symm-Clashes
1	A	3250	0	3153	79	0
1	B	3262	0	3170	75	0
1	C	3248	0	3146	67	0
1	D	3236	0	3144	71	0
1	E	3206	0	3114	65	0
1	F	3216	0	3137	71	0
1	G	3225	0	3140	80	0

Continued on next page...

Continued from previous page...

Mol	Chain	Non-H	H(model)	H(added)	Clashes	Symm-Clashes
1	H	3206	0	3111	76	0
1	I	3210	0	3118	72	0
1	J	3251	0	3150	62	1
1	K	3211	0	3113	66	0
1	L	3220	0	3118	64	0
1	M	3216	0	3129	73	0
1	N	3247	0	3138	95	0
1	O	3216	0	3115	44	0
1	P	3210	0	3118	74	0
1	Q	3210	0	3118	65	0
1	R	3214	0	3127	57	1
1	T	3252	0	3157	77	0
1	U	3248	0	3145	71	0
2	A	10	0	0	1	0
2	B	10	0	0	2	0
2	C	10	0	0	2	0
2	D	10	0	0	0	0
2	E	15	0	0	0	0
2	F	10	0	0	0	0
2	G	10	0	0	1	0
2	H	10	0	0	0	0
2	I	10	0	0	0	0
2	J	10	0	0	0	0
2	K	10	0	0	3	0
2	L	10	0	0	0	0
2	M	10	0	0	0	0
2	N	10	0	0	0	0
2	O	10	0	0	1	0
2	P	10	0	0	3	0
2	Q	10	0	0	0	0
2	R	10	0	0	0	0
2	T	15	0	0	2	0
2	U	10	0	0	1	0
3	A	6	0	0	1	0
3	D	6	0	0	1	0
3	E	6	0	0	0	0
3	F	6	0	0	0	0
3	H	6	0	0	2	0
3	I	6	0	0	0	0
3	J	6	0	0	1	0
3	K	6	0	0	0	0
3	U	6	0	0	0	0

Continued on next page...

Continued from previous page...

Mol	Chain	Non-H	H(model)	H(added)	Clashes	Symm-Clashes
4	A	387	0	0	36	4
4	B	372	0	0	31	1
4	C	435	0	0	24	0
4	D	407	0	0	33	0
4	E	409	0	0	24	0
4	F	406	0	0	37	0
4	G	367	0	0	46	1
4	H	365	0	0	33	1
4	I	420	0	0	32	0
4	J	451	0	0	30	1
4	K	395	0	0	43	1
4	L	312	0	0	32	1
4	M	360	0	0	31	2
4	N	297	0	0	50	5
4	O	436	0	0	14	5
4	P	347	0	0	39	2
4	Q	371	0	0	35	1
4	R	438	0	0	35	2
4	T	365	0	0	33	1
4	U	376	0	0	36	2
All	All	72534	0	62661	1352	16

The all-atom clashscore is defined as the number of clashes found per 1000 atoms (including hydrogen atoms). The all-atom clashscore for this structure is 11.

All (1352) close contacts within the same asymmetric unit are listed below, sorted by their clash magnitude.

Atom-1	Atom-2	Interatomic distance (Å)	Clash overlap (Å)
1:T:370:HIS:O	4:T:601:HOH:O	1.79	1.00
1:P:368:GLY:N	4:P:601:HOH:O	1.96	0.99
1:R:148:GLN:OE1	4:R:601:HOH:O	1.81	0.98
1:C:409:CYS:SG	4:C:796:HOH:O	2.22	0.97
1:J:341:ARG:NH2	4:J:602:HOH:O	1.98	0.96
1:B:101:ARG:NH2	4:B:602:HOH:O	1.98	0.96
1:C:213:HIS:ND1	4:C:603:HOH:O	1.98	0.94
1:T:116:TYR:OH	4:T:602:HOH:O	1.85	0.94
1:E:355:ARG:NH1	4:E:603:HOH:O	2.02	0.92
1:G:231:SER:OG	4:G:601:HOH:O	1.87	0.92
1:T:160:GLY:O	4:T:603:HOH:O	1.88	0.90
1:C:106:GLN:OE1	4:C:601:HOH:O	1.91	0.89
1:U:395:GLU:O	4:U:601:HOH:O	1.91	0.89

Continued on next page...

Continued from previous page...

Atom-1	Atom-2	Interatomic distance (Å)	Clash overlap (Å)
1:K:200:GLU:OE1	4:K:601:HOH:O	1.91	0.88
1:M:168:GLU:OE2	4:M:601:HOH:O	1.91	0.88
1:J:187:ILE:O	4:J:601:HOH:O	1.93	0.87
1:Q:259:ARG:NH1	4:Q:602:HOH:O	2.06	0.87
1:C:175:MET:SD	4:C:630:HOH:O	2.32	0.87
1:N:313:VAL:HG12	1:N:314:HIS:HD2	1.37	0.87
1:L:113:ASP:OD2	4:L:601:HOH:O	1.92	0.86
1:N:404:THR:O	4:N:601:HOH:O	1.93	0.86
1:D:174:VAL:N	4:D:605:HOH:O	2.08	0.86
1:E:68:GLN:HE22	1:E:108:TYR:H	1.23	0.86
1:N:309:PRO:O	4:N:602:HOH:O	1.93	0.85
1:N:221:LEU:O	4:N:603:HOH:O	1.94	0.85
1:K:80:ARG:NH2	4:K:604:HOH:O	2.08	0.85
1:D:90:ASN:O	4:D:601:HOH:O	1.94	0.85
1:C:21:GLY:O	4:C:602:HOH:O	1.94	0.85
1:H:106:GLN:NE2	4:H:602:HOH:O	2.09	0.85
1:H:384:ILE:HG12	4:H:649:HOH:O	1.75	0.85
1:K:375:ASN:OD1	4:K:602:HOH:O	1.94	0.84
1:G:168:GLU:OE1	4:G:602:HOH:O	1.95	0.84
1:A:79:GLN:HE21	1:E:79:GLN:HG2	1.41	0.83
1:R:106:GLN:NE2	4:R:604:HOH:O	2.10	0.83
1:B:189:LYS:NZ	4:B:608:HOH:O	2.11	0.83
1:I:76:ARG:HA	1:I:79:GLN:HE21	1.43	0.83
1:M:91:GLU:OE2	4:M:602:HOH:O	1.98	0.82
1:B:200:GLU:HG2	1:B:201:GLY:H	1.44	0.82
1:M:68:GLN:HE22	1:M:108:TYR:H	1.26	0.82
1:N:109:GLU:OE1	4:N:604:HOH:O	1.96	0.82
1:J:33:ARG:NH2	4:J:606:HOH:O	2.06	0.82
1:J:207:MET:SD	4:J:944:HOH:O	2.37	0.82
1:L:76:ARG:HG3	4:L:717:HOH:O	1.80	0.81
1:B:225:ALA:O	4:B:601:HOH:O	1.97	0.81
1:H:353:TYR:HA	1:H:355:ARG:HH21	1.45	0.81
1:F:68:GLN:HE22	1:F:108:TYR:HB2	1.43	0.81
1:L:123:GLU:OE2	4:L:602:HOH:O	1.99	0.81
1:I:255:ASP:OD2	4:I:601:HOH:O	1.98	0.80
1:F:36:LYS:HE2	1:F:136:ASP:HB2	1.63	0.80
1:F:262:PHE:HD1	4:F:601:HOH:O	1.65	0.80
1:N:123:GLU:OE2	4:N:605:HOH:O	2.00	0.80
1:Q:106:GLN:HG2	1:Q:107:TRP:N	1.95	0.80
1:N:313:VAL:HG12	1:N:314:HIS:CD2	2.16	0.79
1:P:269:ARG:NH1	4:P:611:HOH:O	2.11	0.79

Continued on next page...

Continued from previous page...

Atom-1	Atom-2	Interatomic distance (Å)	Clash overlap (Å)
1:B:207:MET:SD	4:B:928:HOH:O	2.41	0.79
1:E:79:GLN:OE1	4:E:602:HOH:O	1.99	0.79
1:P:148:GLN:OE1	4:P:602:HOH:O	2.00	0.79
1:Q:420:ASP:O	4:Q:601:HOH:O	2.01	0.79
1:E:90:ASN:ND2	4:P:606:HOH:O	2.15	0.78
1:K:215:LYS:NZ	4:K:609:HOH:O	2.17	0.78
1:F:174:VAL:N	4:F:608:HOH:O	2.15	0.78
1:O:79:GLN:OE1	4:O:601:HOH:O	2.02	0.78
1:P:175:MET:SD	4:P:851:HOH:O	2.40	0.78
1:D:357:GLU:OE2	4:D:602:HOH:O	2.03	0.77
1:K:256:SER:OG	4:K:603:HOH:O	2.02	0.77
1:L:79:GLN:NE2	4:L:612:HOH:O	2.18	0.77
1:L:109:GLU:O	4:L:603:HOH:O	2.02	0.77
1:G:68:GLN:O	4:G:603:HOH:O	2.03	0.77
1:M:245:HIS:NE2	4:M:610:HOH:O	2.18	0.77
1:J:192:ASP:OD2	4:J:604:HOH:O	2.02	0.76
1:N:232:ARG:O	4:N:606:HOH:O	2.03	0.76
1:P:109:GLU:O	4:P:603:HOH:O	2.02	0.76
1:A:421:LEU:HD21	1:B:202:PHE:HZ	1.49	0.76
1:P:91:GLU:OE1	4:P:604:HOH:O	2.03	0.76
1:D:166:ARG:NH1	4:D:612:HOH:O	2.18	0.76
1:A:23:ARG:NE	4:A:609:HOH:O	2.16	0.76
1:P:296:LYS:O	4:P:606:HOH:O	2.04	0.76
1:U:393:ASP:O	4:U:602:HOH:O	2.02	0.76
1:I:264:HIS:ND1	4:I:610:HOH:O	2.19	0.75
1:G:235:GLY:O	4:G:605:HOH:O	2.05	0.75
1:D:296:LYS:O	1:K:90:ASN:ND2	2.18	0.75
1:R:174:VAL:N	4:R:606:HOH:O	2.18	0.75
1:K:166:ARG:NH2	4:K:614:HOH:O	2.19	0.75
1:M:111:THR:HG22	1:M:234:PHE:HD2	1.50	0.75
1:N:315:ASP:OD1	1:N:320:ARG:NH1	2.20	0.75
1:P:13:ASP:OD2	4:P:605:HOH:O	2.03	0.75
1:G:400:ARG:NH2	4:G:609:HOH:O	2.09	0.74
1:M:32:ASP:OD1	4:M:603:HOH:O	2.05	0.74
1:E:227:ASP:HB2	4:E:640:HOH:O	1.88	0.74
1:N:118:ASN:OD1	4:N:607:HOH:O	2.04	0.74
1:G:98:ALA:O	4:G:606:HOH:O	2.05	0.74
1:M:349:ARG:NH1	4:M:611:HOH:O	2.18	0.74
1:A:36:LYS:NZ	4:A:614:HOH:O	2.20	0.74
1:A:63:ILE:HG23	4:A:685:HOH:O	1.87	0.74
1:A:420:ASP:OD1	4:A:601:HOH:O	2.04	0.74

Continued on next page...

Continued from previous page...

Atom-1	Atom-2	Interatomic distance (Å)	Clash overlap (Å)
1:B:223:ARG:NH2	4:B:616:HOH:O	2.20	0.74
1:Q:142:ASP:N	4:Q:610:HOH:O	2.19	0.74
1:G:394:PRO:O	4:G:604:HOH:O	2.04	0.74
1:R:295:ASP:OD2	4:R:602:HOH:O	2.06	0.74
1:C:302:THR:HA	4:C:622:HOH:O	1.86	0.73
1:L:90:ASN:ND2	4:L:616:HOH:O	2.20	0.73
1:J:21:GLY:O	4:J:605:HOH:O	2.05	0.73
1:Q:111:THR:HG22	1:Q:234:PHE:HD2	1.54	0.73
1:I:207:MET:SD	4:I:941:HOH:O	2.47	0.73
1:H:34:ARG:NH2	1:H:379:ASP:OD1	2.21	0.73
1:R:275:ASP:OD2	4:R:603:HOH:O	2.07	0.73
1:B:161:CYS:SG	4:B:680:HOH:O	2.46	0.73
1:P:7:VAL:N	4:P:623:HOH:O	2.22	0.73
1:G:202:PHE:O	4:G:607:HOH:O	2.06	0.73
1:C:98:ALA:O	4:C:604:HOH:O	2.05	0.73
1:I:98:ALA:O	4:I:603:HOH:O	2.07	0.73
1:L:14:ALA:O	4:L:604:HOH:O	2.06	0.73
1:L:161:CYS:SG	4:L:844:HOH:O	2.46	0.73
1:A:32:ASP:OD1	4:A:602:HOH:O	2.06	0.73
1:B:244:GLU:OE2	4:B:604:HOH:O	2.06	0.73
1:J:137:HIS:NE2	4:J:617:HOH:O	2.22	0.73
1:E:420:ASP:OD1	4:E:604:HOH:O	2.05	0.73
1:J:295:ASP:OD1	4:J:607:HOH:O	2.06	0.72
1:L:318:ASP:OD2	4:L:606:HOH:O	2.07	0.72
1:Q:267:TYR:OH	4:Q:603:HOH:O	2.07	0.72
1:M:305:GLU:O	4:M:604:HOH:O	2.06	0.72
1:F:72:HIS:CG	1:T:101:ARG:HG2	2.24	0.72
1:G:320:ARG:O	4:G:608:HOH:O	2.07	0.72
1:I:128:GLU:OE1	4:I:602:HOH:O	2.06	0.72
1:U:250:ALA:O	4:U:603:HOH:O	2.08	0.72
1:C:403:ARG:HG3	4:C:796:HOH:O	1.88	0.72
1:T:101:ARG:NH2	1:T:108:TYR:OH	2.23	0.72
1:B:233:ASP:N	1:B:237:ASP:OD2	2.18	0.72
1:N:181:ASP:O	4:N:608:HOH:O	2.07	0.72
1:E:215:LYS:NZ	4:E:612:HOH:O	2.23	0.72
1:N:220:ALA:HA	1:N:223:ARG:HH21	1.55	0.72
1:D:244:GLU:O	4:D:604:HOH:O	2.08	0.72
1:A:291:LEU:O	4:A:603:HOH:O	2.08	0.72
1:D:23:ARG:HH22	1:D:70:LYS:HD3	1.53	0.72
1:N:161:CYS:SG	4:N:839:HOH:O	2.47	0.71
1:P:403:ARG:NH1	4:P:625:HOH:O	2.23	0.71

Continued on next page...

Continued from previous page...

Atom-1	Atom-2	Interatomic distance (Å)	Clash overlap (Å)
1:U:25:SER:N	4:U:615:HOH:O	2.21	0.71
1:B:185:ASP:OD2	4:B:605:HOH:O	2.08	0.71
1:U:397:ASP:N	4:U:602:HOH:O	2.23	0.71
1:D:155:ALA:O	4:D:603:HOH:O	2.08	0.71
1:M:386:GLU:OE2	4:M:605:HOH:O	2.07	0.71
1:D:192:ASP:OD2	4:D:607:HOH:O	2.08	0.71
1:P:263:GLU:OE1	4:P:607:HOH:O	2.09	0.71
1:K:271:VAL:O	4:K:605:HOH:O	2.09	0.71
1:D:134:ALA:HB2	4:D:911:HOH:O	1.91	0.71
1:H:149:GLN:OE1	4:H:601:HOH:O	2.09	0.71
2:P:501:SO4:O1	4:P:608:HOH:O	2.09	0.71
1:F:292:ASP:OD2	4:F:601:HOH:O	2.08	0.71
1:F:160:GLY:O	4:F:602:HOH:O	2.09	0.70
1:K:166:ARG:NH2	1:K:192:ASP:OD1	2.24	0.70
1:N:196:ILE:N	4:N:617:HOH:O	2.21	0.70
1:N:397:ASP:OD2	4:N:609:HOH:O	2.09	0.70
1:I:403:ARG:NH2	4:I:606:HOH:O	2.15	0.70
1:L:34:ARG:NH2	1:L:379:ASP:OD1	2.23	0.70
1:L:286:ASP:OD2	4:L:607:HOH:O	2.09	0.70
1:A:402:ARG:NH2	4:A:620:HOH:O	2.24	0.70
1:O:76:ARG:NH2	4:O:615:HOH:O	2.24	0.70
1:U:370:HIS:NE2	4:U:618:HOH:O	2.24	0.70
1:H:106:GLN:HG3	1:H:107:TRP:H	1.56	0.70
1:N:372:GLN:OE1	4:N:610:HOH:O	2.10	0.70
1:A:13:ASP:OD2	4:A:604:HOH:O	2.09	0.69
1:T:294:TYR:O	4:T:604:HOH:O	2.09	0.69
1:T:113:ASP:OD1	4:T:605:HOH:O	2.10	0.69
1:D:80[A]:ARG:NH2	4:D:619:HOH:O	2.24	0.69
1:D:263:GLU:OE2	4:D:606:HOH:O	2.08	0.69
1:R:149:GLN:OE1	4:R:605:HOH:O	2.11	0.69
1:T:149:GLN:OE1	4:T:606:HOH:O	2.10	0.69
1:D:227:ASP:OD2	4:D:608:HOH:O	2.10	0.69
1:L:294:TYR:O	4:L:608:HOH:O	2.09	0.69
1:F:9:PRO:HG3	1:U:9:PRO:HB3	1.73	0.69
1:U:23:ARG:O	4:U:604:HOH:O	2.10	0.69
1:H:332:CYS:O	4:H:603:HOH:O	2.09	0.69
1:O:324:VAL:HG23	1:O:340:ASN:HD22	1.57	0.69
1:R:175:MET:HE2	1:R:183:ILE:HD13	1.75	0.69
1:A:95:ILE:HD12	1:E:79:GLN:HE22	1.55	0.69
1:L:215:LYS:NZ	4:L:611:HOH:O	2.17	0.69
1:P:146:MET:O	4:P:610:HOH:O	2.10	0.68

Continued on next page...

Continued from previous page...

Atom-1	Atom-2	Interatomic distance (Å)	Clash overlap (Å)
1:R:318:ASP:OD2	4:R:607:HOH:O	2.11	0.68
1:H:68:GLN:NE2	4:H:624:HOH:O	2.27	0.68
1:L:8:GLN:HG3	4:L:710:HOH:O	1.93	0.68
1:T:7:VAL:N	4:T:622:HOH:O	2.27	0.68
1:C:168:GLU:OE1	4:C:605:HOH:O	2.11	0.68
1:D:134:ALA:HB3	4:D:659:HOH:O	1.92	0.68
1:K:7:VAL:HG13	1:K:8:GLN:H	1.58	0.68
1:G:196:ILE:HD11	1:G:199:ASN:HB3	1.76	0.68
1:B:150:HIS:O	4:B:607:HOH:O	2.10	0.68
1:P:303:TYR:O	4:P:609:HOH:O	2.10	0.68
1:F:155:ALA:HA	1:F:247:LYS:HD2	1.74	0.68
1:R:172:PHE:O	4:R:606:HOH:O	2.11	0.68
1:F:200:GLU:O	4:F:605:HOH:O	2.12	0.68
1:B:68:GLN:OE1	4:B:609:HOH:O	2.12	0.68
1:L:116:TYR:HA	1:L:221:LEU:HD21	1.76	0.68
1:N:278:TRP:HZ2	1:N:358:ASN:HB3	1.58	0.68
1:P:420:ASP:O	4:P:612:HOH:O	2.11	0.68
1:F:79:GLN:OE1	1:T:79:GLN:NE2	2.26	0.68
1:M:183:ILE:O	4:M:606:HOH:O	2.12	0.68
1:H:166:ARG:NH1	4:H:622:HOH:O	2.26	0.68
1:H:79:GLN:OE1	4:H:604:HOH:O	2.12	0.67
1:R:166:ARG:NH1	1:R:200:GLU:O	2.24	0.67
1:U:163:GLU:OE2	4:U:605:HOH:O	2.11	0.67
1:N:159:ILE:HG22	4:N:637:HOH:O	1.95	0.67
1:M:181:ASP:OD2	4:M:607:HOH:O	2.12	0.67
1:J:421:LEU:O	4:J:609:HOH:O	2.11	0.67
3:J:503:PYR:OXT	4:J:608:HOH:O	2.11	0.67
1:A:228:PRO:HG2	1:U:229:THR:HG22	1.76	0.67
1:F:292:ASP:O	4:F:603:HOH:O	2.11	0.67
1:G:166:ARG:NH2	4:G:625:HOH:O	2.25	0.67
1:C:376:VAL:HG12	1:C:409:CYS:HB2	1.75	0.67
1:N:405:GLU:HG2	4:N:635:HOH:O	1.95	0.67
1:F:270:ASP:O	4:F:606:HOH:O	2.12	0.67
1:B:397:ASP:HA	4:B:693:HOH:O	1.94	0.67
1:F:188:GLU:OE1	4:F:604:HOH:O	2.12	0.67
1:K:182:GLU:OE2	4:K:607:HOH:O	2.13	0.67
1:G:219:GLU:OE1	4:G:612:HOH:O	2.13	0.67
1:O:192:ASP:OD2	4:O:603:HOH:O	2.12	0.66
2:K:502:SO4:O3	4:K:606:HOH:O	2.11	0.66
1:U:392:GLU:O	4:U:607:HOH:O	2.14	0.66
1:Q:72:HIS:HB2	1:U:100:GLN:CD	2.16	0.66

Continued on next page...

Continued from previous page...

Atom-1	Atom-2	Interatomic distance (Å)	Clash overlap (Å)
1:G:270:ASP:OD1	4:G:610:HOH:O	2.11	0.66
1:A:278:TRP:HZ2	1:A:358:ASN:HB3	1.60	0.66
1:O:100:GLN:O	4:O:604:HOH:O	2.12	0.66
1:E:25:SER:HA	4:E:726:HOH:O	1.96	0.66
1:P:417:ASP:HA	4:P:777:HOH:O	1.95	0.66
1:U:417:ASP:OD1	4:U:606:HOH:O	2.12	0.66
1:B:223:ARG:NH1	4:B:625:HOH:O	2.29	0.66
1:Q:192:ASP:OD2	4:Q:604:HOH:O	2.12	0.66
1:D:259:ARG:NH1	1:D:263:GLU:O	2.29	0.65
1:U:166:ARG:NH2	4:U:623:HOH:O	2.28	0.65
1:A:200:GLU:OE2	4:A:606:HOH:O	2.14	0.65
1:M:200:GLU:OE2	4:M:608:HOH:O	2.14	0.65
1:K:394:PRO:HB2	4:K:720:HOH:O	1.97	0.65
1:P:393:ASP:OD2	4:P:614:HOH:O	2.14	0.65
1:F:8:GLN:HG3	4:F:643:HOH:O	1.97	0.65
1:D:265:GLU:HG2	4:D:849:HOH:O	1.97	0.65
1:T:198:GLY:O	4:T:608:HOH:O	2.13	0.65
1:D:98:ALA:O	4:D:609:HOH:O	2.14	0.65
1:B:195:GLY:HA3	1:B:200:GLU:HG3	1.79	0.65
1:A:233:ASP:OD2	4:A:607:HOH:O	2.14	0.65
1:B:8:GLN:OE1	4:B:610:HOH:O	2.15	0.65
1:H:393:ASP:OD1	4:H:606:HOH:O	2.14	0.65
1:O:26:ARG:NH1	4:O:622:HOH:O	2.30	0.65
1:Q:350:ALA:O	4:Q:606:HOH:O	2.14	0.65
1:G:34:ARG:NH2	1:G:379:ASP:OD1	2.28	0.65
1:H:54:ASN:OD1	4:H:608:HOH:O	2.15	0.65
1:I:21:GLY:O	4:I:605:HOH:O	2.15	0.65
1:I:270:ASP:OD2	4:I:604:HOH:O	2.13	0.65
1:E:23:ARG:HG3	1:E:23:ARG:HH11	1.61	0.65
1:M:79:GLN:NE2	4:M:623:HOH:O	2.30	0.65
1:B:200:GLU:HG2	1:B:201:GLY:N	2.12	0.64
1:C:405:GLU:OE1	1:C:405:GLU:N	2.26	0.64
1:T:111:THR:HG22	1:T:234:PHE:HD2	1.62	0.64
1:T:224:ASP:OD1	4:T:610:HOH:O	2.15	0.64
1:T:228:PRO:O	4:T:609:HOH:O	2.14	0.64
1:K:79:GLN:NE2	1:M:79:GLN:OE1	2.26	0.64
1:H:174:VAL:O	4:H:607:HOH:O	2.15	0.64
1:I:222:ARG:NH1	4:I:623:HOH:O	2.30	0.64
1:P:196:ILE:HD11	1:P:199:ASN:HB3	1.80	0.64
1:F:346:THR:OG1	4:F:607:HOH:O	2.15	0.64
1:G:215:LYS:O	4:G:613:HOH:O	2.15	0.64

Continued on next page...

Continued from previous page...

Atom-1	Atom-2	Interatomic distance (Å)	Clash overlap (Å)
1:A:208:GLY:O	4:A:608:HOH:O	2.14	0.64
1:B:249:VAL:HB	4:B:731:HOH:O	1.98	0.64
1:F:405:GLU:OE2	4:F:609:HOH:O	2.16	0.64
1:B:224:ASP:OD2	1:B:232:ARG:NH1	2.30	0.63
1:K:91:GLU:OE2	4:K:608:HOH:O	2.15	0.63
1:L:326:SER:OG	4:L:605:HOH:O	2.14	0.63
1:A:421:LEU:HD21	1:B:202:PHE:CZ	2.33	0.63
1:P:278:TRP:HZ2	1:P:358:ASN:HB3	1.63	0.63
1:A:314:HIS:CD2	1:A:314:HIS:H	2.13	0.63
1:R:68:GLN:HE22	1:R:108:TYR:H	1.47	0.63
1:H:320:ARG:N	4:H:612:HOH:O	2.21	0.63
1:B:80:ARG:NH2	4:B:627:HOH:O	2.31	0.63
1:O:259:ARG:NH2	1:O:263:GLU:O	2.32	0.63
1:Q:233:ASP:OD2	4:Q:607:HOH:O	2.16	0.63
1:Q:250:ALA:N	4:Q:621:HOH:O	2.29	0.63
1:L:288:VAL:O	4:L:610:HOH:O	2.15	0.63
1:R:68:GLN:HB3	4:R:619:HOH:O	1.97	0.63
1:P:360:VAL:O	4:P:615:HOH:O	2.15	0.63
1:G:148:GLN:NE2	4:G:614:HOH:O	2.32	0.63
1:E:331:ASP:O	1:E:349:ARG:NH1	2.29	0.62
1:K:403:ARG:NH1	4:K:622:HOH:O	2.26	0.62
1:N:241:TYR:O	1:N:245:HIS:HB2	1.99	0.62
1:U:114:ALA:O	4:U:610:HOH:O	2.16	0.62
1:Q:335:SER:N	4:Q:606:HOH:O	2.31	0.62
1:U:182:GLU:OE2	1:U:247:LYS:NZ	2.31	0.62
1:U:295:ASP:OD2	4:U:609:HOH:O	2.16	0.62
1:D:166:ARG:HD3	1:D:201:GLY:H	1.62	0.62
1:I:68:GLN:OE1	1:I:108:TYR:N	2.30	0.62
1:N:242:ILE:O	4:N:613:HOH:O	2.16	0.62
1:M:187:ILE:HD13	1:M:194:PRO:HG2	1.82	0.62
1:Q:94:ASP:OD1	4:Q:608:HOH:O	2.16	0.62
4:Q:630:HOH:O	1:F:313[B]:VAL:HG11	2.00	0.62
1:M:217:LEU:HG	1:M:221:LEU:HD11	1.82	0.62
1:E:130:MET:N	4:E:620:HOH:O	2.32	0.62
1:P:175:MET:HE2	1:P:183:ILE:HD13	1.82	0.62
1:N:98:ALA:HA	1:N:108:TYR:CZ	2.34	0.62
1:N:155:ALA:O	4:N:611:HOH:O	2.16	0.62
1:U:34:ARG:HB3	4:U:643:HOH:O	1.98	0.62
1:N:222:ARG:NH1	4:N:633:HOH:O	2.32	0.62
1:F:80:ARG:NH2	4:F:628:HOH:O	2.33	0.62
1:N:91:GLU:OE2	4:N:612:HOH:O	2.16	0.62

Continued on next page...

Continued from previous page...

Atom-1	Atom-2	Interatomic distance (Å)	Clash overlap (Å)
1:G:349[A]:ARG:NH1	4:G:642:HOH:O	2.33	0.62
1:T:343:LEU:O	4:T:611:HOH:O	2.16	0.62
1:U:68:GLN:HG2	1:U:108:TYR:HD2	1.64	0.62
1:C:8:GLN:NE2	4:G:628:HOH:O	2.31	0.62
1:I:76:ARG:NH2	4:I:625:HOH:O	2.31	0.61
1:P:315:ASP:OD1	1:P:320:ARG:NH1	2.32	0.61
1:Q:27:LEU:HG	4:Q:655:HOH:O	1.99	0.61
1:Q:233:ASP:OD2	4:Q:609:HOH:O	2.16	0.61
1:B:116:TYR:HB2	1:B:221:LEU:HD11	1.81	0.61
1:M:21:GLY:O	4:M:609:HOH:O	2.16	0.61
1:T:199:ASN:ND2	4:T:617:HOH:O	2.22	0.61
1:T:327:VAL:HB	1:T:343:LEU:HD12	1.81	0.61
1:J:120:ASP:OD1	4:J:611:HOH:O	2.16	0.61
1:Q:322:SER:OG	1:F:322:SER:OG	2.17	0.61
1:C:207:MET:SD	4:C:972:HOH:O	2.55	0.61
1:C:395:GLU:OE1	4:C:606:HOH:O	2.15	0.61
1:D:9:PRO:HG2	1:D:12:ARG:HG3	1.82	0.61
1:A:384:ILE:HG23	1:A:388:LEU:HD23	1.82	0.61
1:U:319:ARG:N	4:U:612:HOH:O	2.20	0.61
1:H:311:LYS:NZ	4:G:615:HOH:O	2.34	0.61
1:G:286:ASP:O	4:G:615:HOH:O	2.16	0.61
1:D:418:LYS:NZ	4:D:635:HOH:O	2.34	0.61
1:J:23:ARG:NH1	4:J:643:HOH:O	2.34	0.61
1:L:75:ILE:HG22	1:L:79:GLN:HE21	1.65	0.61
1:H:413:GLN:NE2	4:H:638:HOH:O	2.34	0.61
1:O:111:THR:HG22	1:O:234:PHE:HD2	1.66	0.61
1:M:393:ASP:HB3	1:M:396:LEU:HB3	1.83	0.61
1:U:176:HIS:ND1	4:U:608:HOH:O	2.15	0.61
1:A:331:ASP:O	1:A:349:ARG:NH1	2.30	0.60
1:C:61:ARG:N	4:C:617:HOH:O	2.23	0.60
1:H:111:THR:HG22	1:H:234:PHE:HD2	1.66	0.60
1:Q:87:PRO:HG2	4:U:652:HOH:O	2.01	0.60
1:G:115:VAL:HB	1:G:221:LEU:HD21	1.81	0.60
1:A:202:PHE:HB2	4:A:654:HOH:O	2.00	0.60
1:R:23:ARG:HD2	4:R:972:HOH:O	1.99	0.60
1:E:400:ARG:NH1	4:E:621:HOH:O	2.33	0.60
1:N:70:LYS:NZ	4:N:614:HOH:O	2.20	0.60
1:N:400:ARG:HD2	1:N:419:LEU:HD11	1.83	0.60
1:R:105:THR:N	4:R:626:HOH:O	2.33	0.60
1:M:327:VAL:N	4:M:621:HOH:O	2.29	0.60
1:C:313:VAL:HG12	1:C:335:SER:HA	1.83	0.60

Continued on next page...

Continued from previous page...

Atom-1	Atom-2	Interatomic distance (Å)	Clash overlap (Å)
1:Q:192:ASP:OD1	4:Q:611:HOH:O	2.17	0.60
1:T:159:ILE:HG23	1:T:210:TYR:HD1	1.65	0.60
1:I:39:VAL:O	4:I:607:HOH:O	2.16	0.60
1:L:76:ARG:NH2	4:L:618:HOH:O	2.24	0.60
1:L:320:ARG:NH2	4:L:629:HOH:O	2.34	0.60
1:R:342:SER:O	4:R:608:HOH:O	2.16	0.60
1:A:340:ASN:ND2	4:A:637:HOH:O	2.34	0.60
1:C:331:ASP:O	1:C:349:ARG:NH2	2.32	0.60
1:Q:215:LYS:HG2	4:Q:739:HOH:O	2.02	0.60
1:Q:413:GLN:OE1	4:Q:612:HOH:O	2.17	0.60
1:R:222:ARG:NH1	4:R:622:HOH:O	2.32	0.60
1:F:242:ILE:HG21	4:F:774:HOH:O	2.02	0.60
1:U:420:ASP:O	1:U:421:LEU:HB2	2.02	0.60
1:H:406:SER:OG	4:H:609:HOH:O	2.16	0.60
1:K:113:ASP:OD1	1:K:232:ARG:NH2	2.35	0.60
1:F:366:LYS:HE3	1:F:383:VAL:HG13	1.84	0.60
1:E:166:ARG:HD3	1:E:201:GLY:H	1.67	0.60
1:J:23:ARG:HE	1:J:25:SER:HA	1.66	0.59
1:G:144:GLU:OE2	4:G:614:HOH:O	2.16	0.59
2:K:502:SO4:S	4:K:606:HOH:O	2.56	0.59
1:U:97:ALA:O	1:U:101:ARG:NH2	2.36	0.59
1:B:228:PRO:O	1:B:230:SER:N	2.36	0.59
1:L:278:TRP:HZ2	1:L:358:ASN:HB3	1.67	0.59
1:C:163:GLU:OE2	1:C:252:ARG:NH1	2.36	0.59
1:E:340:ASN:ND2	4:E:628:HOH:O	2.35	0.59
1:K:109:GLU:O	4:K:611:HOH:O	2.17	0.59
1:K:149:GLN:HG2	4:K:757:HOH:O	2.02	0.59
1:B:116:TYR:HA	1:B:221:LEU:HD21	1.85	0.58
1:C:287:VAL:HA	1:I:313:VAL:HG21	1.85	0.58
1:J:79:GLN:OE1	4:J:612:HOH:O	2.16	0.58
1:R:80:ARG:NH2	4:R:633:HOH:O	2.36	0.58
1:R:246:GLY:O	4:R:611:HOH:O	2.17	0.58
1:Q:79:GLN:OE1	1:U:79:GLN:NE2	2.37	0.58
1:Q:256:SER:O	4:Q:610:HOH:O	2.16	0.58
1:B:231:SER:HB2	1:B:237:ASP:CG	2.24	0.58
1:N:183:ILE:HG13	4:N:608:HOH:O	2.03	0.58
1:E:75:ILE:O	1:E:79:GLN:HG3	2.03	0.58
1:O:234:PHE:HA	1:O:238:ILE:HB	1.85	0.58
1:Q:283:ASP:HB3	4:Q:727:HOH:O	2.03	0.58
1:Q:320:ARG:HD3	4:Q:734:HOH:O	2.03	0.58
1:L:232:ARG:NH1	4:L:634:HOH:O	2.37	0.58

Continued on next page...

Continued from previous page...

Atom-1	Atom-2	Interatomic distance (Å)	Clash overlap (Å)
1:A:420:ASP:OD1	1:A:420:ASP:N	2.33	0.58
1:I:190:PRO:HG2	1:I:193:PRO:HG3	1.84	0.58
1:R:327:VAL:N	4:R:608:HOH:O	2.28	0.58
2:K:502:SO4:O4	4:K:606:HOH:O	2.17	0.58
1:B:355:ARG:NH1	4:B:619:HOH:O	2.24	0.58
1:H:348:VAL:HG12	4:H:640:HOH:O	2.04	0.58
1:K:233:ASP:OD2	1:K:236:LYS:NZ	2.33	0.58
1:O:15:MET:SD	4:O:1028:HOH:O	2.57	0.58
1:R:397:ASP:OD2	4:R:609:HOH:O	2.16	0.58
1:U:232:ARG:NH2	4:U:628:HOH:O	2.30	0.58
1:A:57:ASN:OD1	4:A:612:HOH:O	2.17	0.58
1:H:26:ARG:NH2	4:H:641:HOH:O	2.36	0.58
1:K:197:PRO:O	4:K:610:HOH:O	2.17	0.58
1:R:223:ARG:NH2	4:R:634:HOH:O	2.36	0.58
1:G:349[A]:ARG:NH2	4:G:643:HOH:O	2.34	0.58
1:T:105:THR:HG22	1:T:107:TRP:H	1.69	0.58
1:U:396:LEU:N	4:U:602:HOH:O	2.37	0.58
1:T:260:SER:HB3	1:T:263:GLU:HG3	1.86	0.57
1:E:76:ARG:HE	1:E:80:ARG:CZ	2.16	0.57
1:T:237:ASP:HB3	4:T:610:HOH:O	2.04	0.57
1:N:197:PRO:HD3	4:N:628:HOH:O	2.04	0.57
1:B:219:GLU:OE2	4:B:612:HOH:O	2.18	0.57
1:C:327:VAL:HB	1:C:343:LEU:HD12	1.86	0.57
1:J:207:MET:HE3	1:J:209:ILE:HD12	1.86	0.57
1:U:417:ASP:O	4:U:611:HOH:O	2.18	0.57
1:H:366:LYS:HE3	1:H:383:VAL:HG13	1.86	0.57
1:N:393:ASP:OD1	1:N:395:GLU:HG3	2.04	0.57
1:F:176:HIS:HB3	1:F:185:ASP:HB3	1.86	0.57
1:B:79:GLN:NE2	1:D:79:GLN:OE1	2.32	0.57
1:H:145:TYR:HD2	4:H:916:HOH:O	1.86	0.57
1:T:68:GLN:HB3	4:T:638:HOH:O	2.03	0.57
1:H:228:PRO:HG2	1:K:229:THR:HG22	1.87	0.57
1:H:350:ALA:N	4:H:640:HOH:O	2.35	0.57
1:M:355:ARG:NE	4:M:638:HOH:O	2.37	0.57
1:A:336:GLY:O	4:A:611:HOH:O	2.17	0.57
1:C:79:GLN:OE1	1:H:79:GLN:NE2	2.31	0.57
1:R:421:LEU:O	4:R:610:HOH:O	2.17	0.57
1:D:192:ASP:OD1	4:D:610:HOH:O	2.17	0.57
1:Q:172:PHE:HA	4:Q:884:HOH:O	2.05	0.57
1:A:242:ILE:HG12	1:A:245:HIS:HE1	1.70	0.56
1:H:9:PRO:HB3	1:I:9:PRO:HG3	1.87	0.56

Continued on next page...

Continued from previous page...

Atom-1	Atom-2	Interatomic distance (Å)	Clash overlap (Å)
1:Q:70:LYS:HD3	4:Q:870:HOH:O	2.04	0.56
1:R:188:GLU:OE2	1:R:236:LYS:NZ	2.35	0.56
1:Q:392:GLU:OE2	4:Q:613:HOH:O	2.18	0.56
1:G:219:GLU:O	1:G:223:ARG:HG3	2.04	0.56
1:T:159:ILE:HG23	1:T:210:TYR:CD1	2.41	0.56
1:L:29:GLU:HB3	1:L:412:THR:HG21	1.88	0.56
1:L:332:CYS:N	4:L:639:HOH:O	2.39	0.56
1:T:178:ASN:O	4:T:612:HOH:O	2.17	0.56
1:I:260:SER:HB3	1:I:263:GLU:HG3	1.87	0.56
1:C:296:LYS:O	1:G:90:ASN:ND2	2.37	0.56
1:H:355:ARG:HD2	4:H:903:HOH:O	2.04	0.56
1:K:63:ILE:HD13	4:K:628:HOH:O	2.06	0.56
1:G:166:ARG:NH1	1:G:193:PRO:O	2.39	0.56
1:B:178:ASN:HB2	4:B:676:HOH:O	2.05	0.56
1:E:98:ALA:O	4:E:606:HOH:O	2.17	0.56
1:H:260:SER:HB3	1:H:263:GLU:HG3	1.88	0.56
1:L:95:ILE:HD12	1:R:79:GLN:NE2	2.20	0.56
1:A:111:THR:HG22	1:A:234:PHE:HD2	1.71	0.56
1:K:273:THR:HG23	1:K:276:ALA:H	1.71	0.56
1:O:63:ILE:HG13	4:O:709:HOH:O	2.05	0.56
1:M:15:MET:HE3	4:M:683:HOH:O	2.05	0.56
1:M:232:ARG:HD3	4:M:723:HOH:O	2.06	0.56
1:E:116:TYR:HA	1:E:221:LEU:HD21	1.87	0.56
4:Q:711:HOH:O	1:U:88:GLU:HB2	2.05	0.56
1:D:69:TYR:HB2	4:D:776:HOH:O	2.05	0.56
1:I:357:GLU:OE1	4:I:609:HOH:O	2.18	0.56
1:R:386:GLU:HB3	4:R:718:HOH:O	2.06	0.56
1:F:7:VAL:N	4:F:638:HOH:O	2.38	0.56
1:U:166:ARG:NH2	1:U:192:ASP:OD1	2.39	0.56
1:R:179:GLU:CD	1:R:179:GLU:H	2.08	0.56
1:T:180:LYS:HD3	1:T:180:LYS:N	2.21	0.56
1:A:258:VAL:HG22	4:A:955:HOH:O	2.07	0.55
1:K:349:ARG:NH1	4:K:644:HOH:O	2.39	0.55
1:N:242:ILE:HG22	4:N:613:HOH:O	2.06	0.55
1:G:397:ASP:OD1	4:G:616:HOH:O	2.18	0.55
1:A:62:ARG:HD2	4:A:843:HOH:O	2.04	0.55
1:L:338:ALA:HB3	1:L:355:ARG:HG2	1.88	0.55
1:A:134:ALA:N	4:A:608:HOH:O	2.33	0.55
1:B:369:ARG:NH2	2:B:501:SO4:O3	2.39	0.55
1:F:36:LYS:CE	1:F:136:ASP:HB2	2.36	0.55
1:E:315:ASP:OD1	1:E:320:ARG:NE	2.39	0.55

Continued on next page...

Continued from previous page...

Atom-1	Atom-2	Interatomic distance (Å)	Clash overlap (Å)
1:R:23:ARG:HB2	4:R:979:HOH:O	2.06	0.55
1:E:327:VAL:HB	1:E:343:LEU:HD12	1.87	0.55
1:P:299:PRO:HD3	4:P:606:HOH:O	2.06	0.55
1:G:255:ASP:OD2	4:G:617:HOH:O	2.18	0.55
1:E:234:PHE:HA	1:E:238:ILE:HB	1.89	0.55
1:G:28:LYS:HA	4:G:640:HOH:O	2.06	0.55
1:B:245:HIS:HB3	4:B:741:HOH:O	2.06	0.55
1:N:405:GLU:OE1	1:N:405:GLU:N	2.40	0.55
1:H:153:SER:N	4:H:605:HOH:O	2.39	0.54
1:J:275:ASP:OD2	4:J:613:HOH:O	2.18	0.54
1:L:374:SER:OG	4:L:609:HOH:O	2.10	0.54
1:G:184:ILE:O	4:G:619:HOH:O	2.18	0.54
3:A:503:PYR:C	1:P:44:LYS:HZ1	2.20	0.54
1:C:195:GLY:O	4:C:607:HOH:O	2.18	0.54
1:D:76:ARG:O	1:D:80[A]:ARG:HG2	2.07	0.54
1:N:403:ARG:HG2	4:N:601:HOH:O	2.07	0.54
1:U:80:ARG:NH1	4:U:621:HOH:O	2.25	0.54
1:Q:56:LEU:HD21	1:T:89:ARG:HD2	1.90	0.54
1:F:68:GLN:NE2	1:F:108:TYR:HB2	2.19	0.54
1:A:120:ASP:O	4:A:613:HOH:O	2.18	0.54
1:D:252:ARG:NH1	4:D:651:HOH:O	2.40	0.54
1:T:331:ASP:O	1:T:349:ARG:NH1	2.39	0.54
1:E:264:HIS:N	4:E:615:HOH:O	2.25	0.54
1:I:179:GLU:HG2	4:I:672:HOH:O	2.07	0.54
1:O:156:ASP:OD1	4:O:606:HOH:O	2.19	0.54
1:F:76:ARG:NH2	4:F:641:HOH:O	2.40	0.54
1:F:89:ARG:HD2	1:U:56:LEU:HD21	1.88	0.54
1:M:40:TYR:HB3	1:M:345:PHE:CE2	2.43	0.54
1:D:115:VAL:HB	1:D:221:LEU:HD21	1.88	0.54
1:Q:161:CYS:SG	4:Q:964:HOH:O	2.43	0.54
1:M:353:TYR:O	1:M:355:ARG:NH1	2.40	0.54
1:U:101:ARG:NH2	1:U:108:TYR:OH	2.40	0.54
1:L:319:ARG:NH1	1:L:352:SER:OG	2.41	0.54
1:F:105:THR:O	4:F:610:HOH:O	2.18	0.54
1:H:106:GLN:HG3	1:H:107:TRP:N	2.22	0.54
1:H:106:GLN:HB2	1:H:107:TRP:CE3	2.43	0.54
1:N:289:PRO:HD2	4:N:862:HOH:O	2.07	0.54
1:P:260:SER:HB3	1:P:263:GLU:HG3	1.90	0.54
1:L:80:ARG:HD3	4:L:649:HOH:O	2.08	0.53
1:T:287:VAL:HA	1:U:313:VAL:HG21	1.90	0.53
1:P:231:SER:OG	1:P:237:ASP:OD1	2.24	0.53

Continued on next page...

Continued from previous page...

Atom-1	Atom-2	Interatomic distance (Å)	Clash overlap (Å)
1:Q:256:SER:HB2	4:Q:610:HOH:O	2.08	0.53
1:M:7:VAL:HG13	1:M:8:GLN:H	1.72	0.53
1:T:40:TYR:HB3	1:T:345:PHE:CE2	2.42	0.53
1:T:259:ARG:NH2	1:T:263:GLU:O	2.41	0.53
1:J:68:GLN:HB3	4:J:605:HOH:O	2.07	0.53
1:N:112:ALA:N	4:N:606:HOH:O	2.40	0.53
1:N:311:LYS:HE3	1:N:313:VAL:HG21	1.90	0.53
1:M:402:ARG:HB3	1:M:410:LEU:HB3	1.88	0.53
1:T:116:TYR:HE1	1:T:222:ARG:HG2	1.74	0.53
1:J:47:ILE:HG12	1:J:138:ILE:HD11	1.89	0.53
1:N:175:MET:HG3	1:N:183:ILE:HG12	1.89	0.53
1:N:403:ARG:HG3	1:N:409:CYS:SG	2.48	0.53
1:R:68:GLN:HE22	1:R:108:TYR:N	2.05	0.53
1:T:128:GLU:OE1	1:T:215:LYS:NZ	2.40	0.53
1:B:25:SER:OG	4:B:613:HOH:O	2.18	0.53
1:C:313:VAL:HG21	1:I:287:VAL:HA	1.90	0.53
1:O:331:ASP:O	1:O:349:ARG:NH1	2.37	0.53
1:Q:180:LYS:HG3	1:Q:182:GLU:HG3	1.91	0.53
1:F:124:PRO:HG2	4:F:627:HOH:O	2.07	0.53
1:T:261:ASP:OD2	4:T:613:HOH:O	2.18	0.53
1:A:314:HIS:CD2	1:A:314:HIS:N	2.76	0.53
1:N:80:ARG:NH1	4:N:645:HOH:O	2.41	0.53
1:F:62:ARG:NH1	4:F:645:HOH:O	2.42	0.53
1:I:355:ARG:NH1	4:I:643:HOH:O	2.42	0.53
1:N:313:VAL:CG1	1:N:314:HIS:CD2	2.89	0.53
1:P:233:ASP:OD2	4:P:616:HOH:O	2.19	0.53
1:G:331:ASP:O	1:G:349[B]:ARG:NH1	2.37	0.53
1:K:23:ARG:NH2	4:K:649:HOH:O	2.41	0.53
1:K:327:VAL:HB	1:K:343:LEU:HD12	1.91	0.53
1:O:177:VAL:HG12	1:O:197:PRO:HD2	1.90	0.53
1:E:222:ARG:HD3	4:E:871:HOH:O	2.09	0.53
1:E:392:GLU:OE2	4:E:608:HOH:O	2.19	0.53
1:L:273:THR:HG22	4:L:808:HOH:O	2.08	0.53
1:B:204:LEU:HD11	4:B:615:HOH:O	2.08	0.53
1:F:317:GLU:HG2	4:F:915:HOH:O	2.09	0.53
1:M:115:VAL:HG12	4:M:631:HOH:O	2.09	0.53
1:A:40:TYR:HB3	1:A:345:PHE:CE2	2.45	0.52
1:B:176:HIS:CD2	1:B:194:PRO:HB2	2.45	0.52
1:B:232:ARG:NH2	4:B:606:HOH:O	2.10	0.52
1:E:68:GLN:HE22	1:E:108:TYR:N	2.02	0.52
1:H:320:ARG:HH12	1:G:320:ARG:NH1	2.06	0.52

Continued on next page...

Continued from previous page...

Atom-1	Atom-2	Interatomic distance (Å)	Clash overlap (Å)
1:N:224:ASP:HB2	4:N:640:HOH:O	2.09	0.52
1:G:220:ALA:HB2	4:G:899:HOH:O	2.08	0.52
1:U:338:ALA:HB3	1:U:355:ARG:HG3	1.91	0.52
1:A:396:LEU:HD11	1:A:400:ARG:HH21	1.73	0.52
1:A:402:ARG:NH1	4:A:649:HOH:O	2.42	0.52
1:C:264:HIS:HB3	4:C:862:HOH:O	2.09	0.52
1:J:174:VAL:N	4:J:601:HOH:O	2.29	0.52
1:J:346[B]:THR:HG23	4:J:647:HOH:O	2.10	0.52
1:K:234:PHE:HA	1:K:238:ILE:HB	1.90	0.52
1:N:178:ASN:HB2	4:N:639:HOH:O	2.09	0.52
1:O:196:ILE:HB	1:O:199:ASN:HB3	1.90	0.52
1:P:376:VAL:HG12	1:P:409:CYS:HB2	1.91	0.52
1:M:166:ARG:HE	1:M:201:GLY:HA2	1.74	0.52
1:M:327:VAL:HB	4:M:621:HOH:O	2.09	0.52
1:D:292:ASP:O	4:D:611:HOH:O	2.18	0.52
1:N:178:ASN:HD21	1:N:182:GLU:HB2	1.75	0.52
1:R:285:THR:HG22	4:R:608:HOH:O	2.08	0.52
1:I:76:ARG:NE	4:I:646:HOH:O	2.43	0.52
1:G:61:ARG:HA	4:G:909:HOH:O	2.08	0.52
1:M:233:ASP:HB3	1:M:236:LYS:HB3	1.92	0.52
1:I:338:ALA:HB3	1:I:355:ARG:HG2	1.92	0.52
1:K:166:ARG:N	4:K:654:HOH:O	2.43	0.52
1:E:383:VAL:N	4:E:609:HOH:O	2.36	0.52
1:K:188:GLU:OE1	4:K:612:HOH:O	2.18	0.52
1:T:110:GLY:H	1:T:113:ASP:HB3	1.75	0.52
1:T:195:GLY:HA3	1:T:200:GLU:HG2	1.91	0.52
1:A:337:ALA:HA	4:A:611:HOH:O	2.08	0.52
1:D:269:ARG:NH1	4:D:652:HOH:O	2.41	0.52
1:H:296:LYS:HD3	4:H:870:HOH:O	2.10	0.52
1:B:222:ARG:NH1	4:B:647:HOH:O	2.42	0.52
1:E:176:HIS:CE1	4:E:653:HOH:O	2.62	0.52
1:J:40:TYR:HB3	1:J:345:PHE:CE2	2.45	0.52
1:P:112:ALA:HB1	4:P:717:HOH:O	2.09	0.52
1:F:240:PRO:HA	1:F:243:VAL:HG12	1.92	0.52
1:G:196:ILE:N	4:G:607:HOH:O	2.31	0.52
1:T:253:PHE:O	4:T:614:HOH:O	2.19	0.52
1:U:113:ASP:OD1	1:U:232:ARG:NH2	2.43	0.52
1:I:392:GLU:OE2	1:J:200:GLU:N	2.37	0.52
1:D:80[A]:ARG:HD3	1:D:303:TYR:CE2	2.45	0.52
1:D:148:GLN:NE2	4:D:631:HOH:O	2.32	0.52
1:O:166:ARG:HD2	1:O:201:GLY:H	1.75	0.52

Continued on next page...

Continued from previous page...

Atom-1	Atom-2	Interatomic distance (Å)	Clash overlap (Å)
1:Q:106:GLN:O	1:Q:107:TRP:CD1	2.63	0.52
1:U:68:GLN:HB2	4:U:683:HOH:O	2.09	0.52
1:E:85:PHE:HD2	1:E:91:GLU:HB3	1.75	0.51
1:H:367:ILE:HG12	4:H:673:HOH:O	2.08	0.51
1:L:400:ARG:NH1	4:L:626:HOH:O	2.32	0.51
1:N:238:ILE:O	1:N:242:ILE:HG13	2.10	0.51
1:M:69:TYR:HE1	1:M:107:TRP:CE2	2.27	0.51
1:O:265:GLU:OE1	4:O:608:HOH:O	2.19	0.51
1:G:397:ASP:N	4:G:604:HOH:O	2.43	0.51
1:E:177:VAL:HG13	1:E:181:ASP:HA	1.91	0.51
1:D:89:ARG:HD2	1:K:56:LEU:HD21	1.93	0.51
1:P:73:SER:OG	2:P:502:SO4:O2	2.28	0.51
1:P:144:GLU:OE2	4:P:602:HOH:O	2.19	0.51
1:T:190:PRO:HG2	1:T:193:PRO:HG3	1.92	0.51
1:J:247:LYS:NZ	4:J:658:HOH:O	2.43	0.51
1:G:166:ARG:O	1:G:193:PRO:HG2	2.11	0.51
1:A:174:VAL:HG22	4:A:641:HOH:O	2.10	0.51
1:Q:320:ARG:NH2	4:Q:636:HOH:O	2.42	0.51
1:T:286:ASP:OD1	1:T:341:ARG:NH2	2.42	0.51
1:P:56:LEU:HD12	4:P:643:HOH:O	2.11	0.51
1:Q:183:ILE:HG13	4:Q:621:HOH:O	2.10	0.51
1:R:40:TYR:HB3	1:R:345:PHE:CE2	2.45	0.51
1:G:76:ARG:O	1:G:80:ARG:HG3	2.11	0.51
1:U:369:ARG:NH2	2:U:501:SO4:O3	2.40	0.51
1:A:242:ILE:HA	1:A:245:HIS:CE1	2.45	0.51
1:B:109:GLU:HB3	1:B:232:ARG:HG2	1.93	0.51
1:L:334:ILE:HD12	1:L:339:LEU:HD11	1.93	0.51
1:N:190:PRO:HG2	1:N:193:PRO:HB3	1.93	0.51
1:F:192:ASP:OD2	4:F:611:HOH:O	2.19	0.51
1:C:264:HIS:CD2	1:C:265:GLU:HG2	2.46	0.51
1:D:155:ALA:HA	1:D:247:LYS:HD3	1.93	0.51
1:P:360:VAL:N	4:P:615:HOH:O	2.43	0.51
1:B:72:HIS:HB2	1:D:100:GLN:O	2.10	0.50
1:H:313:VAL:HG21	4:G:615:HOH:O	2.10	0.50
1:I:278:TRP:CE2	1:I:282:ILE:HG13	2.47	0.50
1:N:111:THR:HG22	1:N:233:ASP:HA	1.92	0.50
1:G:187:ILE:HD12	1:G:190:PRO:HB3	1.92	0.50
1:B:400:ARG:HB2	4:B:693:HOH:O	2.10	0.50
1:I:179:GLU:CD	1:I:179:GLU:H	2.14	0.50
1:J:150:HIS:NE2	4:J:603:HOH:O	2.00	0.50
1:N:375:ASN:HB3	1:N:408:ILE:HD13	1.93	0.50

Continued on next page...

Continued from previous page...

Atom-1	Atom-2	Interatomic distance (Å)	Clash overlap (Å)
1:P:56:LEU:HA	4:P:643:HOH:O	2.11	0.50
1:F:40:TYR:HB3	1:F:345:PHE:CE2	2.46	0.50
1:Q:327:VAL:HB	1:Q:343:LEU:HD12	1.92	0.50
1:M:116:TYR:HE1	1:M:222:ARG:HG2	1.75	0.50
1:H:205:ALA:HA	4:H:789:HOH:O	2.11	0.50
1:N:341:ARG:NH2	4:N:638:HOH:O	2.35	0.50
1:Q:116:TYR:HA	1:Q:221:LEU:HD21	1.93	0.50
1:A:7:VAL:HA	4:A:643:HOH:O	2.12	0.50
1:B:149:GLN:OE1	1:B:251:HIS:ND1	2.32	0.50
1:B:278:TRP:HZ2	1:B:358:ASN:HB3	1.77	0.50
1:E:260:SER:HB3	1:E:263:GLU:HG3	1.93	0.50
1:I:46:ARG:NH1	4:I:650:HOH:O	2.44	0.50
1:N:192:ASP:OD1	1:N:192:ASP:N	2.43	0.50
1:O:23:ARG:NH1	1:O:25:SER:OG	2.31	0.50
1:E:231:SER:OG	1:E:237:ASP:OD1	2.25	0.50
1:K:283:ASP:HB3	4:K:679:HOH:O	2.11	0.50
1:T:101:ARG:NH1	1:T:118:ASN:OD1	2.44	0.50
1:T:384:ILE:HG23	1:T:388:LEU:HD23	1.94	0.50
1:B:181:ASP:OD1	4:B:615:HOH:O	2.20	0.50
1:K:395:GLU:HG2	4:K:720:HOH:O	2.10	0.50
1:L:176:HIS:CG	4:L:697:HOH:O	2.65	0.50
1:M:204:LEU:HD11	1:M:252:ARG:HH12	1.77	0.50
1:B:313:VAL:HB	1:B:335:SER:HA	1.93	0.49
1:D:227:ASP:OD1	1:D:230:SER:N	2.42	0.49
1:F:26:ARG:NH2	4:F:651:HOH:O	2.45	0.49
1:T:90:ASN:ND2	4:T:632:HOH:O	2.32	0.49
1:U:394:PRO:C	4:U:602:HOH:O	2.50	0.49
1:A:124:PRO:HG2	4:A:613:HOH:O	2.11	0.49
1:I:231:SER:OG	1:I:237:ASP:OD2	2.28	0.49
1:K:29:GLU:HB3	1:K:412:THR:HG21	1.93	0.49
1:L:242:ILE:HG22	4:L:663:HOH:O	2.13	0.49
1:N:406:SER:N	4:N:635:HOH:O	2.45	0.49
1:P:150:HIS:HB2	4:P:610:HOH:O	2.12	0.49
1:R:188:GLU:OE2	4:R:612:HOH:O	2.18	0.49
1:B:70:LYS:HG2	4:B:953:HOH:O	2.12	0.49
1:D:287:VAL:HA	1:M:313:VAL:HG21	1.95	0.49
1:L:346:THR:HG22	4:L:653:HOH:O	2.12	0.49
1:N:221:LEU:HB2	4:N:631:HOH:O	2.11	0.49
1:P:270:ASP:OD2	4:P:618:HOH:O	2.20	0.49
1:U:373:LEU:HD11	1:U:384:ILE:HG21	1.95	0.49
1:A:133:LEU:HA	4:A:608:HOH:O	2.13	0.49

Continued on next page...

Continued from previous page...

Atom-1	Atom-2	Interatomic distance (Å)	Clash overlap (Å)
1:E:316:ASP:OD2	4:E:607:HOH:O	2.19	0.49
1:H:175:MET:HB3	1:H:183:ILE:HG12	1.95	0.49
1:N:334:ILE:HD12	1:N:339:LEU:HD11	1.94	0.49
1:R:148:GLN:NE2	4:R:643:HOH:O	2.41	0.49
1:U:400:ARG:HG2	1:U:419:LEU:HD11	1.93	0.49
1:E:196:ILE:HA	4:E:914:HOH:O	2.12	0.49
1:I:166:ARG:NH1	1:I:200:GLU:O	2.45	0.49
1:I:259:ARG:NH2	1:I:263:GLU:O	2.45	0.49
1:F:227:ASP:OD1	1:F:229:THR:HG22	2.12	0.49
1:H:21:GLY:O	1:H:69:TYR:HD2	1.96	0.49
1:I:111:THR:HG22	1:I:233:ASP:HA	1.94	0.49
1:J:231:SER:OG	1:J:237:ASP:OD2	2.28	0.49
1:J:278:TRP:CE2	1:J:282:ILE:HG13	2.48	0.49
1:L:393:ASP:HB3	1:L:396:LEU:HB3	1.95	0.49
1:O:163:GLU:OE2	1:O:199:ASN:ND2	2.46	0.49
1:R:313:VAL:HG23	1:R:335:SER:HA	1.93	0.49
1:F:36:LYS:NZ	4:F:606:HOH:O	2.44	0.49
1:G:196:ILE:HD13	1:G:252:ARG:HH22	1.78	0.49
1:M:393:ASP:OD1	4:M:613:HOH:O	2.20	0.49
1:C:324:VAL:O	1:C:340:ASN:HA	2.13	0.49
1:K:40:TYR:HB3	1:K:345:PHE:CE2	2.47	0.49
1:N:405:GLU:N	4:N:635:HOH:O	2.45	0.49
1:P:223:ARG:NH1	4:P:654:HOH:O	2.45	0.49
1:R:80:ARG:NH1	4:R:646:HOH:O	2.43	0.49
1:F:331:ASP:O	1:F:349:ARG:NH1	2.42	0.49
1:G:73:SER:HA	4:G:666:HOH:O	2.12	0.49
1:B:85:PHE:HD2	1:B:91:GLU:HB3	1.76	0.49
1:N:405:GLU:CD	1:N:405:GLU:H	2.15	0.49
1:H:40:TYR:HB3	1:H:345:PHE:CE2	2.48	0.49
1:H:344:LEU:HD13	1:H:348:VAL:HG11	1.93	0.49
1:H:416:ILE:O	4:H:610:HOH:O	2.20	0.49
1:F:283:ASP:HB3	4:F:793:HOH:O	2.11	0.49
1:C:156:ASP:O	4:C:608:HOH:O	2.20	0.48
1:H:259:ARG:NE	1:H:263:GLU:O	2.45	0.48
1:I:397:ASP:OD2	4:I:611:HOH:O	2.20	0.48
1:J:166:ARG:HH11	1:J:201:GLY:HA2	1.78	0.48
4:Q:630:HOH:O	1:F:311:LYS:HE3	2.12	0.48
1:F:272:GLY:HA2	4:F:606:HOH:O	2.13	0.48
1:T:80:ARG:NH2	4:T:652:HOH:O	2.40	0.48
1:K:141:MET:HG3	4:K:603:HOH:O	2.12	0.48
1:N:215:LYS:NZ	4:N:620:HOH:O	2.23	0.48

Continued on next page...

Continued from previous page...

Atom-1	Atom-2	Interatomic distance (Å)	Clash overlap (Å)
1:F:287:VAL:HG23	4:F:841:HOH:O	2.12	0.48
1:A:76:ARG:NH2	4:A:657:HOH:O	2.45	0.48
1:N:17:TYR:OH	1:N:114:ALA:O	2.23	0.48
1:A:354:SER:O	4:A:611:HOH:O	2.20	0.48
1:H:29:GLU:HB3	1:H:412:THR:HG21	1.95	0.48
1:A:5:ALA:HB2	4:A:765:HOH:O	2.12	0.48
1:J:178:ASN:O	4:J:614:HOH:O	2.20	0.48
1:Q:106:GLN:CG	1:Q:107:TRP:N	2.70	0.48
1:G:111:THR:HB	1:G:234:PHE:HD2	1.78	0.48
1:T:69:TYR:HB3	4:T:638:HOH:O	2.14	0.48
1:U:214:THR:O	1:U:218:MET:HG2	2.13	0.48
1:B:214:THR:O	1:B:218:MET:HG2	2.13	0.48
1:C:28:LYS:HB3	1:C:402:ARG:HH11	1.79	0.48
1:E:166:ARG:NH1	1:E:193:PRO:O	2.47	0.48
1:H:174:VAL:HG21	1:H:193:PRO:HB3	1.96	0.48
1:P:214:THR:O	1:P:218:MET:HG2	2.13	0.48
1:Q:23:ARG:HG2	4:Q:731:HOH:O	2.12	0.48
1:F:240:PRO:O	1:F:244:GLU:HG3	2.13	0.48
1:G:181:ASP:OD1	4:G:621:HOH:O	2.20	0.48
1:U:408:ILE:HD12	4:U:646:HOH:O	2.14	0.48
1:C:375:ASN:HB3	1:C:408:ILE:HD13	1.95	0.48
1:D:21:GLY:O	4:D:614:HOH:O	2.20	0.48
1:L:228:PRO:O	4:L:613:HOH:O	2.19	0.48
1:N:91:GLU:HB3	4:N:612:HOH:O	2.14	0.48
1:P:353:TYR:OH	4:P:613:HOH:O	2.14	0.48
1:F:226:ALA:HA	4:F:738:HOH:O	2.14	0.48
1:U:89:ARG:NH2	4:U:634:HOH:O	2.33	0.48
1:D:189:LYS:O	4:D:613:HOH:O	2.20	0.48
1:H:338:ALA:HB2	1:H:355:ARG:HH11	1.77	0.48
1:I:234:PHE:HA	1:I:238:ILE:HB	1.94	0.48
1:P:40:TYR:HB3	1:P:345:PHE:CE2	2.49	0.48
1:P:281:ASN:HB3	1:P:343:LEU:HD23	1.96	0.48
1:P:338:ALA:HB3	1:P:355:ARG:HG2	1.94	0.48
1:G:80:ARG:NH1	4:G:675:HOH:O	2.47	0.48
1:G:260:SER:HB3	1:G:263:GLU:HG3	1.94	0.48
1:M:185:ASP:OD1	1:M:186:PHE:N	2.46	0.48
1:T:314:HIS:N	4:T:645:HOH:O	2.38	0.48
1:A:90:ASN:ND2	4:A:660:HOH:O	2.47	0.48
1:E:313:VAL:O	1:E:314:HIS:HB2	2.14	0.48
1:J:268:TRP:HZ2	4:J:617:HOH:O	1.97	0.48
1:N:220:ALA:HA	1:N:223:ARG:NH2	2.24	0.48

Continued on next page...

Continued from previous page...

Atom-1	Atom-2	Interatomic distance (Å)	Clash overlap (Å)
1:N:282:ILE:O	1:N:285:THR:OG1	2.27	0.48
1:N:314:HIS:ND1	1:N:319:ARG:CZ	2.77	0.48
1:P:224:ASP:OD1	4:P:617:HOH:O	2.19	0.48
1:T:115:VAL:HB	1:T:221:LEU:HD11	1.95	0.48
1:T:318:ASP:HB3	1:T:353:TYR:HE1	1.78	0.48
1:H:338:ALA:CB	1:H:355:ARG:HH11	2.27	0.48
1:K:167:MET:HB2	1:K:168:GLU:OE2	2.14	0.48
1:P:275:ASP:OD1	1:P:406:SER:OG	2.31	0.48
1:P:355:ARG:NH2	1:P:372:GLN:OE1	2.41	0.48
1:U:278:TRP:HZ2	1:U:358:ASN:HB3	1.79	0.48
1:U:327:VAL:HB	1:U:343:LEU:HD12	1.96	0.48
1:C:420:ASP:OD1	1:C:420:ASP:N	2.46	0.47
1:E:263:GLU:HA	4:E:615:HOH:O	2.13	0.47
1:J:190:PRO:HD3	4:J:601:HOH:O	2.14	0.47
1:N:13:ASP:O	1:N:128:GLU:N	2.47	0.47
1:Q:229:THR:HB	4:Q:623:HOH:O	2.14	0.47
1:M:200:GLU:OE1	4:M:614:HOH:O	2.20	0.47
1:A:205:ALA:HA	4:A:641:HOH:O	2.14	0.47
1:C:127:PRO:HD2	4:C:628:HOH:O	2.13	0.47
1:D:8:GLN:NE2	4:K:639:HOH:O	2.47	0.47
1:E:9:PRO:HG2	1:E:12:ARG:HG3	1.96	0.47
1:H:356:LEU:HD21	1:H:361:VAL:HG21	1.97	0.47
1:P:414:SER:O	1:P:418:LYS:HG2	2.13	0.47
1:E:36:LYS:HD3	1:E:136:ASP:HB2	1.96	0.47
1:K:402:ARG:HD2	4:K:946:HOH:O	2.14	0.47
1:L:183:ILE:HD12	1:L:248:ALA:HB1	1.96	0.47
1:N:40:TYR:HB3	1:N:345:PHE:CE2	2.50	0.47
1:O:8:GLN:NE2	4:O:652:HOH:O	2.47	0.47
1:U:414:SER:O	1:U:418:LYS:HG2	2.15	0.47
1:J:113:ASP:OD1	1:J:232:ARG:NH2	2.47	0.47
1:L:316:ASP:O	4:L:614:HOH:O	2.20	0.47
1:L:331:ASP:O	1:L:349:ARG:NH1	2.40	0.47
1:N:236:LYS:HD2	1:N:236:LYS:HA	1.47	0.47
1:P:287:VAL:HG13	1:P:288:VAL:HG23	1.95	0.47
1:R:372:GLN:N	4:R:636:HOH:O	2.46	0.47
1:G:376:VAL:HG12	1:G:409:CYS:HB2	1.96	0.47
1:C:149:GLN:OE1	1:C:251:HIS:ND1	2.32	0.47
1:D:7:VAL:N	4:D:662:HOH:O	2.47	0.47
1:J:313:VAL:HG23	1:J:335:SER:HA	1.95	0.47
1:N:183:ILE:N	4:N:608:HOH:O	2.45	0.47
1:M:166:ARG:O	1:M:193:PRO:HG2	2.14	0.47

Continued on next page...

Continued from previous page...

Atom-1	Atom-2	Interatomic distance (Å)	Clash overlap (Å)
1:U:242:ILE:HB	4:U:722:HOH:O	2.15	0.47
1:A:48:ILE:HD13	1:A:78:LEU:HD21	1.97	0.47
1:C:97:ALA:O	1:C:99:SER:N	2.47	0.47
1:G:17:TYR:HB3	1:G:132:ILE:HD13	1.97	0.47
1:B:56:LEU:HD21	1:M:89:ARG:HD2	1.95	0.47
1:C:372:GLN:OE1	4:C:609:HOH:O	2.20	0.47
3:D:503:PYR:OXT	1:M:44:LYS:NZ	2.24	0.47
1:I:76:ARG:NH2	4:I:646:HOH:O	2.48	0.47
1:L:96:LEU:HD21	1:L:121:ILE:HD13	1.97	0.47
1:N:44:LYS:N	4:N:665:HOH:O	2.47	0.47
1:N:111:THR:HG23	1:N:234:PHE:HD2	1.79	0.47
1:N:178:ASN:ND2	1:N:182:GLU:HB2	2.30	0.47
1:N:249:VAL:HA	4:N:608:HOH:O	2.13	0.47
1:G:28:LYS:NZ	4:G:672:HOH:O	2.46	0.47
1:M:8:GLN:HA	1:M:9:PRO:HD2	1.66	0.47
1:M:119:ILE:HG12	4:M:631:HOH:O	2.15	0.47
1:E:40:TYR:HB3	1:E:345:PHE:CE2	2.50	0.47
1:K:295:ASP:O	4:K:615:HOH:O	2.20	0.47
1:L:79:GLN:O	1:L:83:ASP:HB3	2.15	0.47
1:O:13:ASP:HB3	1:O:128:GLU:HB2	1.96	0.47
1:C:85:PHE:HD2	1:C:91:GLU:HB3	1.79	0.47
1:L:40:TYR:HB3	1:L:345:PHE:CE2	2.50	0.47
1:M:301:TRP:HA	4:M:795:HOH:O	2.15	0.47
1:T:341:ARG:HG2	4:T:871:HOH:O	2.13	0.47
1:U:230:SER:O	4:U:614:HOH:O	2.21	0.47
1:H:148:GLN:HG3	1:I:7:VAL:HG13	1.97	0.47
1:Q:68:GLN:OE1	1:Q:108:TYR:HB2	2.15	0.47
1:Q:175:MET:HB2	4:Q:856:HOH:O	2.14	0.47
1:R:176:HIS:HB3	1:R:185:ASP:HB3	1.96	0.47
1:F:190:PRO:HG2	1:F:193:PRO:HG3	1.96	0.47
1:M:217:LEU:O	1:M:221:LEU:HG	2.15	0.47
1:P:73:SER:OG	2:P:502:SO4:O4	2.32	0.46
1:G:76:ARG:NH1	4:G:678:HOH:O	2.47	0.46
1:A:287:VAL:HA	1:P:313:VAL:HG21	1.97	0.46
1:B:223:ARG:NH2	4:B:661:HOH:O	2.48	0.46
1:C:216:PHE:CD1	1:C:216:PHE:N	2.83	0.46
1:D:214:THR:O	1:D:218:MET:HG2	2.16	0.46
1:L:75:ILE:O	1:L:79:GLN:HG3	2.15	0.46
1:L:375:ASN:HB3	1:L:408:ILE:HD13	1.97	0.46
1:P:7:VAL:O	4:P:621:HOH:O	2.21	0.46
1:P:207:MET:O	4:P:620:HOH:O	2.21	0.46

Continued on next page...

Continued from previous page...

Atom-1	Atom-2	Interatomic distance (Å)	Clash overlap (Å)
1:R:47:ILE:HG12	1:R:138:ILE:HD11	1.96	0.46
1:M:43:GLY:O	4:M:615:HOH:O	2.20	0.46
1:D:294:TYR:OH	1:M:311:LYS:HB2	2.16	0.46
1:J:156:ASP:HB3	1:J:216:PHE:CZ	2.50	0.46
1:O:260:SER:HB3	1:O:263:GLU:HG3	1.96	0.46
1:T:44:LYS:HD3	1:U:309:PRO:HG3	1.97	0.46
1:T:188:GLU:HG3	4:T:670:HOH:O	2.15	0.46
1:C:369:ARG:NH2	2:C:501:SO4:O3	2.44	0.46
1:M:70:LYS:HE3	4:M:881:HOH:O	2.14	0.46
1:I:109:GLU:OE1	4:I:612:HOH:O	2.20	0.46
1:J:18:VAL:HG11	1:J:48:ILE:HD11	1.98	0.46
1:J:260:SER:HA	4:J:607:HOH:O	2.14	0.46
1:Q:40:TYR:HB3	1:Q:345:PHE:CE2	2.51	0.46
1:Q:405:GLU:CD	1:Q:405:GLU:H	2.19	0.46
1:F:350:ALA:HA	1:F:367[B]:ILE:HB	1.98	0.46
1:T:185:ASP:OD1	1:T:186:PHE:N	2.49	0.46
1:D:218:MET:O	1:D:222:ARG:HG3	2.16	0.46
1:D:241:TYR:OH	4:D:615:HOH:O	2.20	0.46
1:D:419:LEU:HD23	4:D:1001:HOH:O	2.16	0.46
1:K:259:ARG:HD3	4:K:852:HOH:O	2.16	0.46
1:L:68:GLN:HB3	1:L:69:TYR:H	1.53	0.46
1:N:13:ASP:OD2	4:N:616:HOH:O	2.21	0.46
1:F:36:LYS:HE3	4:F:606:HOH:O	2.15	0.46
1:G:166:ARG:NH2	4:G:683:HOH:O	2.48	0.46
1:L:349:ARG:HB2	1:L:366:LYS:HG3	1.97	0.46
1:F:56:LEU:HD21	1:U:89:ARG:HD2	1.96	0.46
1:B:10:LEU:HD23	1:B:148:GLN:HG2	1.98	0.46
1:B:320:ARG:NH1	4:B:636:HOH:O	2.34	0.46
1:D:40:TYR:HB3	1:D:345:PHE:CE2	2.50	0.46
1:D:56:LEU:HD21	1:K:89:ARG:HD2	1.98	0.46
1:H:174:VAL:HG11	1:H:194:PRO:HD2	1.98	0.46
1:J:28:LYS:HB3	1:J:29:GLU:H	1.51	0.46
1:A:162:LEU:HG	1:A:207:MET:HG2	1.98	0.46
1:A:240:PRO:O	1:A:243:VAL:HG22	2.16	0.46
1:D:29:GLU:HG2	4:D:638:HOH:O	2.15	0.46
1:H:334:ILE:HD12	1:H:339:LEU:HD11	1.97	0.46
1:H:370:HIS:HE1	4:H:807:HOH:O	1.98	0.46
1:K:419:LEU:HB2	4:K:650:HOH:O	2.16	0.46
1:M:264:HIS:NE2	4:M:629:HOH:O	2.35	0.46
1:M:349:ARG:NH2	4:M:653:HOH:O	2.49	0.46
1:E:23:ARG:HG3	1:E:23:ARG:NH1	2.29	0.45

Continued on next page...

Continued from previous page...

Atom-1	Atom-2	Interatomic distance (Å)	Clash overlap (Å)
1:E:56:LEU:HD21	1:P:89:ARG:HD2	1.98	0.45
1:H:372:GLN:HB3	1:H:389:ILE:HD13	1.97	0.45
1:I:46:ARG:HB3	4:I:607:HOH:O	2.16	0.45
1:O:40:TYR:HB3	1:O:345:PHE:CE2	2.50	0.45
1:U:72:HIS:HB3	4:U:821:HOH:O	2.15	0.45
1:B:17:TYR:HB3	1:B:132:ILE:HD13	1.99	0.45
1:B:294:TYR:OH	1:K:311:LYS:HB2	2.16	0.45
1:B:334:ILE:HD12	1:B:339:LEU:HD11	1.99	0.45
1:C:304:ALA:HB3	1:I:306:ILE:HG12	1.98	0.45
1:H:19:LEU:HD22	1:H:111:THR:HG23	1.98	0.45
1:Q:148:GLN:HG2	4:Q:619:HOH:O	2.16	0.45
1:A:227:ASP:OD1	1:A:229:THR:OG1	2.30	0.45
1:B:239:ILE:O	1:B:243:VAL:HG23	2.16	0.45
1:B:331:ASP:O	1:B:349[B]:ARG:NH1	2.48	0.45
1:D:156:ASP:HB3	1:D:216:PHE:CZ	2.52	0.45
1:P:36:LYS:HD3	1:P:136:ASP:HB2	1.98	0.45
1:P:236:LYS:N	4:P:616:HOH:O	2.43	0.45
1:G:281:ASN:HB3	1:G:343:LEU:HD23	1.98	0.45
1:G:316:ASP:N	1:G:319:ARG:O	2.48	0.45
1:U:40:TYR:HB3	1:U:345:PHE:CE2	2.52	0.45
1:I:52:LEU:HA	4:I:754:HOH:O	2.16	0.45
1:J:370:HIS:HE1	4:J:908:HOH:O	2.00	0.45
1:N:222:ARG:HA	4:N:603:HOH:O	2.17	0.45
1:P:106:GLN:HG3	1:P:107:TRP:H	1.82	0.45
1:G:278:TRP:HZ2	1:G:358:ASN:HB3	1.81	0.45
1:U:9:PRO:HG2	1:U:12:ARG:HG3	1.98	0.45
1:U:406:SER:HB2	4:U:646:HOH:O	2.16	0.45
1:A:403:ARG:NH2	4:A:633:HOH:O	2.33	0.45
1:E:413:GLN:OE1	4:E:609:HOH:O	2.21	0.45
1:H:316:ASP:N	1:H:319:ARG:O	2.34	0.45
1:I:40:TYR:HB3	1:I:345:PHE:CE2	2.52	0.45
1:K:63:ILE:CD1	4:K:628:HOH:O	2.64	0.45
1:L:23:ARG:NH1	4:L:636:HOH:O	2.38	0.45
1:N:7:VAL:N	4:N:669:HOH:O	2.50	0.45
1:N:313:VAL:CG1	1:N:314:HIS:HD2	2.18	0.45
1:G:98:ALA:HB1	4:G:606:HOH:O	2.15	0.45
1:A:29:GLU:HB3	1:A:412:THR:HG21	1.98	0.45
1:D:239:ILE:O	1:D:243:VAL:HG13	2.17	0.45
1:D:307:THR:HB	1:D:331:ASP:HB2	1.99	0.45
1:L:340:ASN:O	1:L:357:GLU:HA	2.16	0.45
1:P:339:LEU:HD22	1:P:356:LEU:HB2	1.97	0.45

Continued on next page...

Continued from previous page...

Atom-1	Atom-2	Interatomic distance (Å)	Clash overlap (Å)
1:Q:13:ASP:HB3	1:Q:128:GLU:HB2	1.97	0.45
1:B:178:ASN:HD22	1:B:182:GLU:HB2	1.82	0.45
1:E:68:GLN:OE1	1:E:108:TYR:HB2	2.16	0.45
1:H:185:ASP:OD1	1:H:186:PHE:N	2.50	0.45
1:K:36:LYS:HE3	4:K:605:HOH:O	2.17	0.45
1:L:250:ALA:O	4:L:617:HOH:O	2.21	0.45
1:Q:116:TYR:HE1	1:Q:222:ARG:HG3	1.81	0.45
1:G:385:PRO:HD2	1:G:388:LEU:HD22	1.98	0.45
1:M:233:ASP:OD1	4:M:616:HOH:O	2.21	0.45
1:U:7:VAL:HB	1:U:8:GLN:H	1.60	0.45
1:U:107:TRP:HB3	4:U:702:HOH:O	2.16	0.45
1:C:36:LYS:HD3	1:C:136:ASP:HB2	1.98	0.45
1:D:356:LEU:HD23	1:D:373:LEU:HB2	1.97	0.45
1:I:408:ILE:HD11	4:I:836:HOH:O	2.16	0.45
1:P:147:LEU:O	1:P:150:HIS:HB3	2.17	0.45
1:R:393:ASP:HB3	1:R:396:LEU:HB3	1.97	0.45
1:F:80:ARG:HD2	4:F:720:HOH:O	2.16	0.45
1:F:242:ILE:HD13	4:F:774:HOH:O	2.16	0.45
1:T:117:GLN:HG2	4:T:605:HOH:O	2.15	0.45
1:T:281:ASN:HB3	1:T:343:LEU:HD22	1.99	0.45
1:A:167:MET:H	1:A:167:MET:HG3	1.55	0.45
1:H:107:TRP:HD1	4:H:624:HOH:O	2.00	0.45
1:I:363:PRO:HB2	1:I:380:HIS:CD2	2.52	0.45
1:K:68:GLN:HB2	4:K:618:HOH:O	2.16	0.45
1:O:340:ASN:O	1:O:357:GLU:HA	2.17	0.45
1:O:393:ASP:HB3	1:O:396:LEU:HB3	1.99	0.45
1:Q:72:HIS:HB2	1:U:100:GLN:OE1	2.17	0.45
1:F:174:VAL:HG23	4:F:608:HOH:O	2.16	0.45
1:G:33:ARG:NH2	4:G:656:HOH:O	2.49	0.45
1:G:162:LEU:HG	1:G:207:MET:HG2	1.99	0.45
1:M:17:TYR:HB3	1:M:132:ILE:HD13	1.99	0.45
1:M:70:LYS:NZ	4:M:618:HOH:O	2.23	0.45
1:C:166:ARG:NH2	4:C:621:HOH:O	2.26	0.45
4:C:625:HOH:O	1:G:299:PRO:HG3	2.16	0.45
1:E:33:ARG:HA	1:E:70:LYS:HD3	1.99	0.45
1:E:313:VAL:HG12	1:E:314:HIS:ND1	2.32	0.45
1:H:8:GLN:OE1	4:H:611:HOH:O	2.21	0.45
1:I:68:GLN:HB3	4:I:605:HOH:O	2.16	0.45
1:I:105:THR:N	4:I:660:HOH:O	2.50	0.45
1:R:18:VAL:HG11	1:R:48:ILE:HD11	1.99	0.45
1:R:106:GLN:HB3	1:R:107:TRP:H	1.50	0.45

Continued on next page...

Continued from previous page...

Atom-1	Atom-2	Interatomic distance (Å)	Clash overlap (Å)
1:R:166:ARG:NH2	1:R:193:PRO:O	2.49	0.45
1:F:44:LYS:HG3	1:F:302:THR:HG21	1.98	0.45
1:A:121:ILE:HA	4:A:613:HOH:O	2.16	0.44
1:A:242:ILE:HA	1:A:245:HIS:ND1	2.32	0.44
1:C:34:ARG:NH2	2:C:502:SO4:O4	2.37	0.44
1:N:413:GLN:HB2	4:N:790:HOH:O	2.16	0.44
1:R:23:ARG:HD3	1:R:25:SER:OG	2.17	0.44
1:R:287:VAL:HG23	4:R:929:HOH:O	2.17	0.44
1:F:44:LYS:HE2	1:F:304:ALA:HB2	1.99	0.44
1:M:193:PRO:HA	1:M:194:PRO:HD3	1.82	0.44
1:T:111:THR:HG22	1:T:234:PHE:CD2	2.47	0.44
1:C:216:PHE:N	1:C:216:PHE:HD1	2.15	0.44
1:E:89:ARG:HD2	1:P:56:LEU:HD21	1.98	0.44
1:E:370:HIS:HE1	4:E:833:HOH:O	1.98	0.44
1:I:69:TYR:HB3	4:I:605:HOH:O	2.17	0.44
1:I:313:VAL:HG12	1:I:335:SER:HA	1.98	0.44
1:G:339:LEU:HD22	1:G:356:LEU:HB2	2.00	0.44
1:A:214:THR:O	1:A:218:MET:HG2	2.17	0.44
1:J:219:GLU:OE2	4:J:615:HOH:O	2.21	0.44
1:K:7:VAL:HG13	1:K:8:GLN:N	2.30	0.44
1:F:196:ILE:HB	1:F:199:ASN:HB3	1.99	0.44
1:G:172:PHE:CG	1:G:205:ALA:HB1	2.53	0.44
1:M:361:VAL:HG22	1:M:378:ILE:HD12	1.99	0.44
1:J:179:GLU:OE1	4:J:616:HOH:O	2.21	0.44
1:J:375:ASN:HB3	1:J:408:ILE:HD13	1.98	0.44
1:P:44:LYS:HE2	4:P:737:HOH:O	2.17	0.44
1:F:68:GLN:HE22	1:F:108:TYR:CB	2.20	0.44
1:F:166:ARG:O	1:F:193:PRO:HG2	2.18	0.44
1:T:116:TYR:HA	1:T:221:LEU:HD21	1.98	0.44
1:I:393:ASP:HB3	1:I:396:LEU:HB3	1.99	0.44
1:J:259:ARG:HE	1:J:259:ARG:HB2	1.56	0.44
1:J:261:ASP:N	4:J:672:HOH:O	2.50	0.44
1:L:385:PRO:HD2	1:L:388:LEU:HD22	1.99	0.44
1:N:101:ARG:NH2	4:N:668:HOH:O	2.50	0.44
1:Q:157:VAL:HG12	1:Q:242:ILE:HG21	2.00	0.44
1:F:94:ASP:OD1	1:T:76:ARG:NH2	2.44	0.44
1:M:327:VAL:HB	1:M:343:LEU:HD12	1.98	0.44
1:T:197:PRO:O	4:T:616:HOH:O	2.21	0.44
1:U:218:MET:O	1:U:222:ARG:HG3	2.18	0.44
1:U:351:ASN:N	4:U:616:HOH:O	2.21	0.44
1:D:80[A]:ARG:HD2	4:D:756:HOH:O	2.17	0.44

Continued on next page...

Continued from previous page...

Atom-1	Atom-2	Interatomic distance (Å)	Clash overlap (Å)
1:D:170:THR:HG22	1:D:193:PRO:HD3	1.98	0.44
1:E:281:ASN:HB3	1:E:343:LEU:HD22	1.99	0.44
1:I:164:VAL:HG23	1:I:169:ALA:HB2	1.98	0.44
1:N:314:HIS:CE1	1:N:319:ARG:CZ	3.00	0.44
1:O:44:LYS:HE2	4:O:634:HOH:O	2.16	0.44
1:M:370:HIS:HB3	4:M:647:HOH:O	2.17	0.44
1:A:369:ARG:HB2	1:B:167:MET:HE1	2.00	0.44
1:B:145:TYR:CE2	1:M:7:VAL:HG11	2.53	0.44
1:B:369:ARG:NE	2:B:501:SO4:O1	2.42	0.44
1:E:72:HIS:CE1	4:E:651:HOH:O	2.71	0.44
1:K:69:TYR:OH	4:K:616:HOH:O	2.20	0.44
1:K:241:TYR:O	1:K:245:HIS:ND1	2.49	0.44
1:L:238:ILE:O	1:L:242:ILE:HG13	2.17	0.44
1:O:334:ILE:HD12	1:O:339:LEU:HD11	1.99	0.44
1:O:369:ARG:NH2	2:O:501:SO4:O3	2.44	0.44
1:F:44:LYS:HA	1:F:44:LYS:HD2	1.88	0.44
1:T:102:VAL:HG23	1:T:105:THR:O	2.18	0.44
1:B:85:PHE:CD2	1:B:91:GLU:HB3	2.53	0.44
1:I:214:THR:O	1:I:218:MET:HG2	2.17	0.44
1:L:190:PRO:HG2	1:L:193:PRO:HG3	2.00	0.44
1:O:278:TRP:CE2	1:O:282:ILE:HG13	2.53	0.44
1:R:355:ARG:NH2	4:R:650:HOH:O	2.45	0.44
1:F:70:LYS:HD2	1:F:70:LYS:HA	1.63	0.44
1:G:156:ASP:HB3	1:G:216:PHE:CZ	2.53	0.44
1:M:160:GLY:O	1:M:207:MET:HG2	2.18	0.44
1:C:236:LYS:HE2	1:C:236:LYS:HB3	1.84	0.43
1:J:331:ASP:O	1:J:349:ARG:NH1	2.42	0.43
1:N:68:GLN:HE22	1:N:107:TRP:HA	1.83	0.43
1:P:105:THR:OG1	1:P:106:GLN:N	2.48	0.43
1:G:40:TYR:HB3	1:G:345:PHE:CE2	2.53	0.43
1:B:40:TYR:HB3	1:B:345:PHE:CE2	2.54	0.43
1:C:278:TRP:HZ2	1:C:358:ASN:HB3	1.83	0.43
1:E:278:TRP:HZ2	1:E:358:ASN:HB3	1.84	0.43
1:H:85:PHE:HD2	1:H:91:GLU:HB3	1.83	0.43
1:H:233:ASP:O	1:H:237:ASP:HB2	2.19	0.43
1:O:23:ARG:NH1	1:O:23:ARG:HB2	2.33	0.43
1:O:84:PHE:O	4:O:609:HOH:O	2.21	0.43
1:Q:313:VAL:HG21	1:F:287:VAL:HA	2.00	0.43
1:T:116:TYR:HB3	4:T:605:HOH:O	2.17	0.43
1:U:269:ARG:NH1	4:U:656:HOH:O	2.48	0.43
1:C:101:ARG:NH1	1:H:79:GLN:OE1	2.51	0.43

Continued on next page...

Continued from previous page...

Atom-1	Atom-2	Interatomic distance (Å)	Clash overlap (Å)
1:C:168:GLU:OE2	4:C:610:HOH:O	2.21	0.43
1:H:159:ILE:HG21	1:H:175:MET:HE3	2.01	0.43
1:I:29:GLU:OE1	1:I:402:ARG:HD3	2.18	0.43
1:I:178:ASN:N	4:I:664:HOH:O	2.51	0.43
1:O:392:GLU:HB2	4:O:850:HOH:O	2.19	0.43
1:R:174:VAL:HG23	4:R:606:HOH:O	2.17	0.43
1:R:177:VAL:HG13	1:R:178:ASN:O	2.17	0.43
1:C:119:ILE:HD11	1:C:221:LEU:HD11	2.00	0.43
1:D:299:PRO:HD3	1:K:90:ASN:HD22	1.83	0.43
1:J:207:MET:HB2	1:J:207:MET:HE2	1.89	0.43
1:R:325:SER:O	1:R:341:ARG:HA	2.18	0.43
1:F:7:VAL:HG13	1:U:148:GLN:HG3	1.99	0.43
1:T:137:HIS:HB3	4:T:630:HOH:O	2.19	0.43
1:T:187:ILE:HG21	1:T:190:PRO:HB3	2.00	0.43
1:T:369:ARG:NH2	2:T:502:SO4:O2	2.51	0.43
1:U:257:CYS:HB3	4:U:637:HOH:O	2.18	0.43
1:A:174:VAL:HG11	1:A:194:PRO:HD2	2.00	0.43
1:C:123:GLU:HB2	4:C:616:HOH:O	2.19	0.43
1:D:185:ASP:OD1	1:D:186:PHE:N	2.52	0.43
1:D:400:ARG:NH1	4:D:649:HOH:O	2.39	0.43
1:J:99:SER:OG	1:J:100:GLN:N	2.51	0.43
1:K:13:ASP:OD2	4:K:617:HOH:O	2.21	0.43
1:O:112:ALA:HB1	1:O:221:LEU:HD22	2.01	0.43
1:Q:334:ILE:HD12	1:Q:339:LEU:HD11	2.00	0.43
1:Q:405:GLU:OE1	1:Q:405:GLU:N	2.46	0.43
1:T:159:ILE:HG22	4:T:603:HOH:O	2.19	0.43
1:T:334:ILE:HD12	1:T:339:LEU:HD11	2.00	0.43
1:J:214:THR:O	1:J:218:MET:HG2	2.19	0.43
1:N:362:LEU:HB2	1:N:378:ILE:O	2.19	0.43
1:Q:72:HIS:HB3	4:Q:810:HOH:O	2.19	0.43
1:Q:313:VAL:HG13	1:Q:335:SER:HA	2.00	0.43
1:G:36:LYS:HD3	1:G:136:ASP:HB2	2.00	0.43
1:B:234:PHE:CE1	1:B:238:ILE:HD12	2.53	0.43
1:D:313:VAL:HG23	1:D:335:SER:HA	2.00	0.43
1:E:164:VAL:HG23	1:E:169:ALA:HB2	2.01	0.43
1:H:275:ASP:OD1	4:H:614:HOH:O	2.21	0.43
1:I:166:ARG:O	1:I:193:PRO:HG2	2.19	0.43
1:J:403:ARG:NH2	4:J:635:HOH:O	2.31	0.43
1:N:221:LEU:C	4:N:603:HOH:O	2.48	0.43
1:P:106:GLN:HG3	1:P:107:TRP:N	2.34	0.43
1:P:178:ASN:HB3	1:P:184:ILE:HD11	2.00	0.43

Continued on next page...

Continued from previous page...

Atom-1	Atom-2	Interatomic distance (Å)	Clash overlap (Å)
1:Q:36:LYS:HD3	1:Q:136:ASP:HB2	2.00	0.43
1:Q:70:LYS:HE2	1:Q:70:LYS:HB2	1.80	0.43
1:R:261:ASP:HA	4:R:664:HOH:O	2.18	0.43
1:G:73:SER:OG	4:G:620:HOH:O	2.19	0.43
1:C:193:PRO:HA	1:C:194:PRO:HD2	1.91	0.43
1:D:323:ALA:HB2	1:D:339:LEU:HD12	2.01	0.43
1:E:420:ASP:OD1	1:E:420:ASP:N	2.52	0.43
1:I:331:ASP:O	1:I:349:ARG:NH1	2.44	0.43
1:I:402:ARG:HB3	1:I:410:LEU:HB3	2.00	0.43
1:P:233:ASP:HB3	1:P:236:LYS:HB3	2.01	0.43
1:R:259:ARG:NH1	1:R:263:GLU:O	2.51	0.43
1:G:222:ARG:NE	4:G:612:HOH:O	2.37	0.43
1:M:219:GLU:HG3	4:M:932:HOH:O	2.18	0.43
1:U:400:ARG:HH21	1:U:421:LEU:HA	1.84	0.43
1:E:290:ASP:OD2	4:E:611:HOH:O	2.21	0.43
1:E:296:LYS:O	1:P:90:ASN:ND2	2.49	0.43
1:H:174:VAL:N	4:H:617:HOH:O	2.42	0.43
1:I:87:PRO:HA	1:I:91:GLU:O	2.19	0.43
1:I:278:TRP:HZ2	1:I:358:ASN:HB3	1.84	0.43
1:J:393:ASP:HB3	1:J:396:LEU:HB3	2.00	0.43
1:L:248:ALA:HB2	4:L:663:HOH:O	2.18	0.43
1:D:174:VAL:HG23	4:D:605:HOH:O	2.18	0.43
1:L:362:LEU:HB2	1:L:378:ILE:O	2.19	0.43
1:R:87:PRO:HD2	4:R:621:HOH:O	2.19	0.43
2:G:502:SO4:O1	4:G:622:HOH:O	2.21	0.43
1:T:47:ILE:HG12	1:T:138:ILE:HD11	2.01	0.43
1:T:317:GLU:H	1:T:317:GLU:HG2	1.68	0.43
1:C:261:ASP:O	4:C:611:HOH:O	2.22	0.42
1:I:23:ARG:HG2	4:I:717:HOH:O	2.19	0.42
1:J:166:ARG:O	1:J:193:PRO:HG2	2.19	0.42
1:P:207:MET:HE2	4:P:779:HOH:O	2.18	0.42
1:Q:166:ARG:NE	4:Q:611:HOH:O	2.33	0.42
1:M:177:VAL:HG23	1:M:183:ILE:HG12	2.00	0.42
1:U:80:ARG:HD3	4:U:652:HOH:O	2.19	0.42
1:U:216:PHE:HZ	1:U:242:ILE:HD12	1.84	0.42
1:B:384:ILE:HG23	1:B:388:LEU:HD23	2.01	0.42
1:C:293:ILE:O	4:C:612:HOH:O	2.22	0.42
1:H:148:GLN:HB3	4:H:616:HOH:O	2.18	0.42
1:I:29:GLU:HA	1:I:32:ASP:CG	2.40	0.42
1:N:357:GLU:O	1:N:374:SER:HA	2.19	0.42
1:O:8:GLN:HE21	1:O:12:ARG:HH11	1.65	0.42

Continued on next page...

Continued from previous page...

Atom-1	Atom-2	Interatomic distance (Å)	Clash overlap (Å)
1:R:421:LEU:O	4:R:615:HOH:O	2.21	0.42
1:F:87:PRO:HD2	4:T:644:HOH:O	2.19	0.42
1:G:17:TYR:CE1	1:G:115:VAL:HG22	2.54	0.42
1:G:166:ARG:NE	4:G:625:HOH:O	2.53	0.42
1:G:200:GLU:HA	4:G:607:HOH:O	2.18	0.42
1:M:393:ASP:HA	1:M:394:PRO:HD2	1.80	0.42
1:T:267:TYR:CE2	1:T:291:LEU:HB2	2.53	0.42
1:C:116:TYR:HA	1:C:221:LEU:HD13	2.00	0.42
1:H:320:ARG:NH2	4:H:679:HOH:O	2.51	0.42
1:I:339:LEU:HD22	1:I:356:LEU:HD12	2.01	0.42
1:J:190:PRO:HG2	1:J:193:PRO:HG3	2.01	0.42
1:N:111:THR:N	4:N:606:HOH:O	2.52	0.42
1:O:156:ASP:HB3	1:O:216:PHE:CZ	2.54	0.42
1:P:295:ASP:OD2	4:P:619:HOH:O	2.20	0.42
1:B:89:ARG:HD2	1:M:56:LEU:HD21	2.01	0.42
1:I:393:ASP:N	4:I:611:HOH:O	2.52	0.42
1:Q:278:TRP:CE2	1:Q:282:ILE:HG13	2.54	0.42
1:R:26:ARG:O	4:R:616:HOH:O	2.21	0.42
1:R:375:ASN:HB3	1:R:408:ILE:HD13	2.01	0.42
1:F:91:GLU:OE1	4:F:612:HOH:O	2.22	0.42
1:U:240:PRO:HA	1:U:243:VAL:HG22	2.01	0.42
1:A:39:VAL:O	1:A:47:ILE:HG13	2.20	0.42
1:A:79:GLN:NE2	1:E:95:ILE:HD12	2.34	0.42
1:N:310:ALA:HA	4:N:602:HOH:O	2.19	0.42
1:N:314:HIS:CD2	1:N:314:HIS:N	2.87	0.42
1:O:281:ASN:HB3	1:O:343:LEU:HD23	2.02	0.42
1:P:187:ILE:HG21	1:P:190:PRO:HB3	2.02	0.42
1:R:254:ALA:O	4:R:613:HOH:O	2.20	0.42
1:R:307:THR:HB	1:R:331:ASP:HB2	2.01	0.42
1:G:196:ILE:HG13	4:G:607:HOH:O	2.19	0.42
1:G:239:ILE:O	1:G:243:VAL:HG23	2.20	0.42
1:A:245:HIS:CE1	4:A:827:HOH:O	2.71	0.42
1:D:98:ALA:HB1	1:D:107:TRP:HA	2.00	0.42
1:E:85:PHE:CD2	1:E:91:GLU:HB3	2.54	0.42
1:O:166:ARG:O	1:O:193:PRO:HG2	2.19	0.42
1:P:50:PHE:HB3	4:P:646:HOH:O	2.20	0.42
1:A:19:LEU:HB3	4:A:782:HOH:O	2.20	0.42
1:I:187:ILE:HG22	4:I:655:HOH:O	2.19	0.42
1:J:9:PRO:HG2	1:J:12:ARG:HG3	2.02	0.42
1:J:123:GLU:OE2	1:J:222:ARG:NH2	2.50	0.42
1:L:87:PRO:HA	1:L:91:GLU:O	2.20	0.42

Continued on next page...

Continued from previous page...

Atom-1	Atom-2	Interatomic distance (Å)	Clash overlap (Å)
1:N:384:ILE:HA	1:N:385:PRO:HD3	1.94	0.42
1:Q:156:ASP:HB3	1:Q:216:PHE:CZ	2.54	0.42
1:T:294:TYR:OH	1:U:311:LYS:HB2	2.20	0.42
1:B:112:ALA:HA	1:B:234:PHE:CE1	2.55	0.42
1:C:40:TYR:HB3	1:C:345:PHE:CE2	2.54	0.42
1:C:334:ILE:HD12	1:C:339:LEU:HD11	2.02	0.42
1:D:7:VAL:N	1:K:148:GLN:OE1	2.53	0.42
1:H:176:HIS:O	1:H:184:ILE:HG12	2.19	0.42
1:H:357:GLU:O	1:H:374:SER:HA	2.20	0.42
1:K:13:ASP:HB3	1:K:128:GLU:HB3	2.02	0.42
1:N:79:GLN:OE1	4:N:615:HOH:O	2.21	0.42
1:N:269:ARG:NH1	4:N:643:HOH:O	2.40	0.42
1:P:176:HIS:HB3	1:P:184:ILE:HB	2.01	0.42
1:F:80:ARG:HD3	4:F:619:HOH:O	2.19	0.42
1:T:156:ASP:HB3	1:T:216:PHE:CZ	2.54	0.42
1:A:79:GLN:HG3	1:E:79:GLN:HE21	1.85	0.42
1:A:162:LEU:HD11	1:A:268:TRP:CD2	2.55	0.42
1:B:177:VAL:HG21	4:B:615:HOH:O	2.19	0.42
1:C:68:GLN:HG3	1:C:107:TRP:CE3	2.55	0.42
1:C:120:ASP:OD1	1:C:120:ASP:N	2.53	0.42
1:D:278:TRP:CE2	1:D:282:ILE:HG13	2.55	0.42
1:D:324:VAL:HG11	1:M:320:ARG:HD2	2.02	0.42
1:J:260:SER:OG	1:J:261:ASP:N	2.53	0.42
1:K:34:ARG:HB3	4:K:606:HOH:O	2.20	0.42
1:N:175:MET:CG	1:N:183:ILE:HG12	2.50	0.42
1:N:268:TRP:CH2	1:N:270:ASP:HB2	2.55	0.42
1:P:384:ILE:HG23	1:P:388:LEU:HD23	2.01	0.42
1:A:212:PHE:CG	1:A:217:LEU:HD13	2.55	0.42
1:A:259:ARG:CZ	1:A:266:PRO:HG3	2.50	0.42
1:A:393:ASP:HA	1:A:394:PRO:HD2	1.85	0.42
1:I:334:ILE:HG12	1:I:339:LEU:HD11	2.02	0.42
1:P:37:PRO:HB3	1:P:48:ILE:HB	2.00	0.42
1:Q:379:ASP:OD2	4:Q:614:HOH:O	2.21	0.42
1:A:364:SER:OG	4:A:615:HOH:O	2.22	0.41
1:B:230:SER:HA	4:B:710:HOH:O	2.19	0.41
1:C:227:ASP:HA	1:C:228:PRO:HD3	1.89	0.41
1:H:166:ARG:HD3	1:H:193:PRO:O	2.19	0.41
1:H:212:PHE:CD1	1:H:217:LEU:HD13	2.55	0.41
1:J:170:THR:O	1:J:189:LYS:HG3	2.19	0.41
1:K:74:LEU:O	1:K:78:LEU:HG	2.20	0.41
1:M:248:ALA:HB3	4:M:606:HOH:O	2.20	0.41

Continued on next page...

Continued from previous page...

Atom-1	Atom-2	Interatomic distance (Å)	Clash overlap (Å)
1:T:186:PHE:N	4:T:607:HOH:O	2.13	0.41
1:A:238:ILE:O	1:A:242:ILE:HG13	2.20	0.41
1:B:230:SER:C	1:R:229:THR:HG21	2.41	0.41
1:C:30:LEU:HD13	1:C:410:LEU:HD11	2.02	0.41
1:C:176:HIS:HD2	1:C:177:VAL:N	2.19	0.41
1:H:193:PRO:HA	1:H:194:PRO:HD3	1.96	0.41
1:H:214:THR:O	1:H:218:MET:HG2	2.20	0.41
1:K:18:VAL:HG22	1:K:133:LEU:HB2	2.02	0.41
1:L:384:ILE:HG23	1:L:388:LEU:HD23	2.01	0.41
1:T:76:ARG:NH1	4:T:627:HOH:O	2.29	0.41
1:U:341:ARG:NH1	4:U:674:HOH:O	2.53	0.41
1:I:287:VAL:O	4:I:613:HOH:O	2.22	0.41
1:K:72:HIS:HB3	4:K:823:HOH:O	2.21	0.41
1:K:242:ILE:HA	1:K:245:HIS:CE1	2.55	0.41
1:N:156:ASP:HB3	1:N:216:PHE:CZ	2.56	0.41
1:O:357:GLU:OE1	4:O:610:HOH:O	2.22	0.41
1:P:396:LEU:HD11	1:P:400:ARG:HE	1.85	0.41
1:P:412:THR:HB	4:P:639:HOH:O	2.20	0.41
1:Q:178:ASN:HB2	1:Q:179:GLU:H	1.74	0.41
1:G:178:ASN:HB3	1:G:184:ILE:HD11	2.01	0.41
1:M:339:LEU:HD22	1:M:356:LEU:HD12	2.02	0.41
1:H:384:ILE:N	4:H:649:HOH:O	2.49	0.41
1:I:400:ARG:HH21	1:I:421:LEU:C	2.24	0.41
1:J:217:LEU:O	1:J:221:LEU:HG	2.21	0.41
1:N:123:GLU:HG3	4:N:620:HOH:O	2.19	0.41
1:N:229:THR:OG1	4:N:618:HOH:O	2.21	0.41
1:N:239:ILE:O	1:N:243:VAL:HG23	2.21	0.41
1:Q:146:MET:HE1	1:Q:209:ILE:HG22	2.02	0.41
1:F:236:LYS:HG2	4:F:604:HOH:O	2.19	0.41
1:F:243:VAL:HG13	1:F:244:GLU:HG2	2.01	0.41
1:T:180:LYS:N	1:T:180:LYS:CD	2.83	0.41
1:U:227:ASP:HA	4:U:739:HOH:O	2.20	0.41
1:J:98:ALA:HA	1:J:99:SER:HA	1.49	0.41
1:K:80:ARG:NH1	4:K:671:HOH:O	2.54	0.41
1:O:87:PRO:HA	1:O:91:GLU:O	2.21	0.41
1:Q:278:TRP:HZ2	1:Q:358:ASN:HB3	1.84	0.41
1:Q:376:VAL:HG12	1:Q:409:CYS:HB2	2.03	0.41
1:G:190:PRO:HG2	1:G:193:PRO:HG3	2.02	0.41
2:T:501:SO4:O2	4:T:615:HOH:O	2.19	0.41
1:B:237:ASP:C	1:B:240:PRO:HD2	2.41	0.41
1:H:180:LYS:HB3	1:H:180:LYS:HE3	1.65	0.41

Continued on next page...

Continued from previous page...

Atom-1	Atom-2	Interatomic distance (Å)	Clash overlap (Å)
1:H:365:VAL:HG13	4:H:649:HOH:O	2.20	0.41
1:K:202:PHE:CA	4:K:654:HOH:O	2.68	0.41
1:K:214:THR:O	1:K:218:MET:HG2	2.20	0.41
1:P:172:PHE:CG	1:P:205:ALA:HB1	2.56	0.41
1:M:313:VAL:HG22	1:M:314:HIS:H	1.85	0.41
1:A:275:ASP:OD1	1:A:408:ILE:HD12	2.21	0.41
1:C:187:ILE:HD13	1:C:194:PRO:HG3	2.03	0.41
1:E:234:PHE:HB2	4:E:674:HOH:O	2.21	0.41
1:I:341:ARG:HD3	1:I:358:ASN:OD1	2.19	0.41
1:K:146:MET:HG3	4:K:738:HOH:O	2.21	0.41
1:O:8:GLN:HE21	1:O:12:ARG:NH1	2.19	0.41
1:O:111:THR:HG22	1:O:234:PHE:CD2	2.52	0.41
1:M:157:VAL:HG12	1:M:242:ILE:HG21	2.02	0.41
1:M:313:VAL:HG22	1:M:314:HIS:CD2	2.55	0.41
1:A:212:PHE:CD1	1:A:217:LEU:HD13	2.56	0.41
1:A:282:ILE:HD13	1:A:282:ILE:HA	1.96	0.41
1:B:187:ILE:HG21	1:B:190:PRO:HB3	2.03	0.41
1:I:29:GLU:HG2	4:I:727:HOH:O	2.20	0.41
1:J:223:ARG:NH1	4:J:682:HOH:O	2.53	0.41
1:J:234:PHE:HA	1:J:238:ILE:HB	2.03	0.41
1:K:238:ILE:HA	4:K:866:HOH:O	2.21	0.41
1:L:305:GLU:HG2	4:R:621:HOH:O	2.21	0.41
1:L:317:GLU:H	1:L:317:GLU:HG2	1.57	0.41
1:O:190:PRO:HG2	1:O:193:PRO:HG3	2.03	0.41
1:M:178:ASN:HD21	1:M:182:GLU:HB3	1.86	0.41
1:M:180:LYS:HA	1:M:180:LYS:HD3	1.87	0.41
1:A:80:ARG:NH1	4:A:675:HOH:O	2.53	0.41
1:A:215:LYS:HB3	1:A:215:LYS:HE2	1.79	0.41
1:B:106:GLN:O	1:B:107:TRP:HD1	2.03	0.41
1:B:232:ARG:NH1	4:B:603:HOH:O	2.05	0.41
1:B:259:ARG:HE	1:B:266:PRO:HG3	1.86	0.41
1:C:166:ARG:HD2	1:C:193:PRO:O	2.21	0.41
1:C:215:LYS:O	1:C:219:GLU:HG2	2.21	0.41
1:D:309:PRO:HB3	1:M:329:SER:HA	2.03	0.41
1:D:325:SER:O	1:D:341:ARG:HA	2.20	0.41
1:H:372:GLN:HG2	4:H:730:HOH:O	2.20	0.41
3:H:503:PYR:OXT	1:G:44:LYS:NZ	2.38	0.41
1:I:207:MET:HB2	1:I:207:MET:HE3	1.91	0.41
1:I:259:ARG:NH2	4:I:670:HOH:O	2.53	0.41
1:I:353:TYR:CD1	1:J:192:ASP:HB2	2.55	0.41
1:I:384:ILE:HA	1:I:385:PRO:HD3	1.97	0.41

Continued on next page...

Continued from previous page...

Atom-1	Atom-2	Interatomic distance (Å)	Clash overlap (Å)
1:J:94:ASP:CG	1:J:121:ILE:HD11	2.42	0.41
1:J:325:SER:O	1:J:341:ARG:HA	2.21	0.41
1:L:214:THR:O	1:L:218:MET:HG2	2.21	0.41
1:L:234:PHE:HA	1:L:238:ILE:HB	2.03	0.41
1:N:166:ARG:HG2	1:N:193:PRO:HG2	2.02	0.41
1:O:227:ASP:HA	1:O:228:PRO:HD3	1.91	0.41
1:Q:239:ILE:O	1:Q:243:VAL:HG23	2.20	0.41
1:F:8:GLN:N	4:F:643:HOH:O	2.41	0.41
1:M:116:TYR:O	1:M:119:ILE:HG13	2.21	0.41
1:T:340:ASN:O	1:T:357:GLU:HA	2.20	0.41
1:A:334:ILE:HD12	1:A:339:LEU:HD11	2.02	0.41
1:A:341:ARG:HD3	1:A:358:ASN:OD1	2.21	0.41
1:D:187:ILE:HD11	4:D:747:HOH:O	2.20	0.41
1:D:189:LYS:HB2	4:D:613:HOH:O	2.20	0.41
1:E:69:TYR:CE2	1:E:70:LYS:HG3	2.56	0.41
1:E:118:ASN:O	1:E:122:ILE:HG12	2.21	0.41
3:H:503:PYR:C	1:G:44:LYS:HZ1	2.27	0.41
1:L:9:PRO:HG2	4:L:710:HOH:O	2.21	0.41
1:N:116:TYR:HD2	1:N:232:ARG:HH12	1.69	0.41
1:O:325:SER:O	1:O:341:ARG:HA	2.21	0.41
1:F:223:ARG:NH2	4:F:674:HOH:O	2.54	0.41
1:G:384:ILE:HA	1:G:385:PRO:HD3	1.90	0.41
1:M:340:ASN:O	1:M:357:GLU:HA	2.21	0.41
1:A:352:SER:OG	2:A:501:SO4:O1	2.28	0.40
1:E:76:ARG:HE	1:E:80:ARG:NH2	2.19	0.40
1:K:115:VAL:HB	1:K:221:LEU:CD1	2.51	0.40
1:N:39:VAL:O	1:N:47:ILE:HG13	2.21	0.40
1:T:87:PRO:HA	1:T:91:GLU:O	2.21	0.40
1:T:233:ASP:O	1:T:237:ASP:HB2	2.21	0.40
1:U:313:VAL:O	1:U:314:HIS:HB2	2.21	0.40
1:C:19:LEU:HD13	1:C:111:THR:HB	2.02	0.40
1:C:189:LYS:O	4:C:614:HOH:O	2.22	0.40
1:D:357:GLU:O	1:D:374:SER:HA	2.21	0.40
1:I:46:ARG:HD2	1:I:77:HIS:CG	2.57	0.40
1:K:141:MET:HE3	4:K:603:HOH:O	2.20	0.40
1:L:376:VAL:HG12	1:L:409:CYS:HB2	2.02	0.40
1:F:247:LYS:HD3	4:F:810:HOH:O	2.20	0.40
1:G:307:THR:HB	1:G:331:ASP:HB2	2.03	0.40
1:T:217:LEU:O	1:T:221:LEU:HB3	2.21	0.40
1:U:99:SER:HB2	1:U:100:GLN:H	1.52	0.40
1:A:94:ASP:OD1	1:E:76:ARG:NH2	2.54	0.40

Continued on next page...

Continued from previous page...

Atom-1	Atom-2	Interatomic distance (Å)	Clash overlap (Å)
1:H:331:ASP:O	1:H:349:ARG:NH1	2.53	0.40
1:J:357:GLU:O	1:J:374:SER:HA	2.20	0.40
1:R:340:ASN:O	1:R:357:GLU:HA	2.21	0.40
1:G:29:GLU:OE1	1:G:402:ARG:HD3	2.21	0.40
1:G:89:ARG:NH2	4:G:696:HOH:O	2.54	0.40
1:G:166:ARG:CZ	4:G:625:HOH:O	2.66	0.40
1:G:196:ILE:HD13	1:G:252:ARG:NH2	2.36	0.40
1:C:238:ILE:O	1:C:242:ILE:HG12	2.21	0.40
1:D:160:GLY:O	1:D:207:MET:HG2	2.22	0.40
1:E:235:GLY:N	4:E:674:HOH:O	2.54	0.40
1:I:111:THR:CG2	1:I:234:PHE:H	2.34	0.40
1:J:403:ARG:NH1	4:J:645:HOH:O	2.36	0.40
1:K:7:VAL:N	4:K:673:HOH:O	2.54	0.40
1:N:393:ASP:OD2	4:N:619:HOH:O	2.21	0.40
1:P:366:LYS:HE2	1:P:366:LYS:HB3	1.79	0.40
1:F:207:MET:N	4:F:602:HOH:O	2.46	0.40
1:B:339:LEU:HD22	1:B:356:LEU:HD12	2.03	0.40
1:C:350:ALA:HA	1:C:367:ILE:HB	2.03	0.40
1:D:259:ARG:HG2	4:D:733:HOH:O	2.20	0.40
1:D:393:ASP:HB3	1:D:396:LEU:HB3	2.03	0.40
1:K:76:ARG:HG2	1:K:80:ARG:HD2	2.03	0.40
1:L:76:ARG:HG3	1:L:80:ARG:HE	1.86	0.40
1:Q:260:SER:HB3	1:Q:263:GLU:HG3	2.03	0.40
1:G:80:ARG:HD2	4:G:675:HOH:O	2.20	0.40
1:G:214:THR:O	1:G:218:MET:HG2	2.21	0.40
1:T:38:ALA:HB2	1:T:74:LEU:HB2	2.03	0.40
1:T:304:ALA:HA	4:T:771:HOH:O	2.20	0.40

All (16) symmetry-related close contacts are listed below. The label for Atom-2 includes the symmetry operator and encoded unit-cell translations to be applied.

Atom-1	Atom-2	Interatomic distance (Å)	Clash overlap (Å)
4:A:660:HOH:O	4:O:729:HOH:O[1_654]	1.86	0.34
4:N:848:HOH:O	4:G:679:HOH:O[1_545]	1.95	0.25
4:H:807:HOH:O	4:T:703:HOH:O[1_565]	1.97	0.23
4:O:1003:HOH:O	4:P:695:HOH:O[1_456]	1.98	0.22
4:K:614:HOH:O	4:Q:633:HOH:O[1_455]	1.99	0.21
4:O:970:HOH:O	4:P:871:HOH:O[1_456]	2.03	0.17
4:A:895:HOH:O	4:B:701:HOH:O[1_655]	2.06	0.14
4:A:955:HOH:O	4:O:740:HOH:O[1_654]	2.06	0.14

Continued on next page...

Continued from previous page...

Atom-1	Atom-2	Interatomic distance (Å)	Clash overlap (Å)
4:J:821:HOH:O	4:N:871:HOH:O[1_655]	2.07	0.13
4:N:817:HOH:O	4:R:943:HOH:O[1_446]	2.10	0.10
4:M:736:HOH:O	4:U:622:HOH:O[1_565]	2.15	0.05
4:M:927:HOH:O	4:U:941:HOH:O[1_465]	2.15	0.05
4:A:793:HOH:O	4:O:887:HOH:O[1_654]	2.16	0.04
4:L:878:HOH:O	4:N:650:HOH:O[1_664]	2.16	0.04
1:J:322[A]:SER:OG	1:R:322:SER:OG[1_546]	2.18	0.02
4:N:856:HOH:O	4:R:943:HOH:O[1_446]	2.18	0.02

5.3 Torsion angles [i](#)

5.3.1 Protein backbone [i](#)

In the following table, the Percentiles column shows the percent Ramachandran outliers of the chain as a percentile score with respect to all X-ray entries followed by that with respect to entries of similar resolution.

The Analysed column shows the number of residues for which the backbone conformation was analysed, and the total number of residues.

Mol	Chain	Analysed	Favoured	Allowed	Outliers	Percentiles
1	A	412/418 (99%)	388 (94%)	15 (4%)	9 (2%)	6 1
1	B	416/418 (100%)	391 (94%)	19 (5%)	6 (1%)	11 2
1	C	414/418 (99%)	395 (95%)	12 (3%)	7 (2%)	9 1
1	D	410/418 (98%)	392 (96%)	16 (4%)	2 (0%)	29 12
1	E	406/418 (97%)	389 (96%)	14 (3%)	3 (1%)	22 8
1	F	406/418 (97%)	386 (95%)	18 (4%)	2 (0%)	29 12
1	G	407/418 (97%)	392 (96%)	15 (4%)	0	100 100
1	H	405/418 (97%)	385 (95%)	14 (4%)	6 (2%)	10 2
1	I	406/418 (97%)	393 (97%)	12 (3%)	1 (0%)	47 29
1	J	416/418 (100%)	395 (95%)	19 (5%)	2 (0%)	29 12
1	K	406/418 (97%)	390 (96%)	12 (3%)	4 (1%)	15 4
1	L	407/418 (97%)	381 (94%)	25 (6%)	1 (0%)	47 29
1	M	406/418 (97%)	387 (95%)	18 (4%)	1 (0%)	47 29
1	N	413/418 (99%)	383 (93%)	24 (6%)	6 (2%)	10 2
1	O	407/418 (97%)	391 (96%)	16 (4%)	0	100 100

Continued on next page...

Continued from previous page...

Mol	Chain	Analysed	Favoured	Allowed	Outliers	Percentiles	
1	P	406/418 (97%)	390 (96%)	16 (4%)	0	100	100
1	Q	406/418 (97%)	386 (95%)	17 (4%)	3 (1%)	22	8
1	R	407/418 (97%)	392 (96%)	14 (3%)	1 (0%)	47	29
1	T	414/418 (99%)	390 (94%)	21 (5%)	3 (1%)	22	8
1	U	414/418 (99%)	387 (94%)	19 (5%)	8 (2%)	8	1
All	All	8184/8360 (98%)	7783 (95%)	336 (4%)	65 (1%)	19	6

All (65) Ramachandran outliers are listed below:

Mol	Chain	Res	Type
1	A	105	THR
1	A	106	GLN
1	A	314	HIS
1	A	420	ASP
1	B	102	VAL
1	B	228	PRO
1	B	229	THR
1	C	99	SER
1	C	100	GLN
1	H	420	ASP
1	K	418	LYS
1	N	101	ARG
1	N	314	HIS
1	M	314	HIS
1	T	103	SER
1	T	370	HIS
1	U	99	SER
1	U	101	ARG
1	A	5	ALA
1	A	70	LYS
1	A	99	SER
1	A	317	GLU
1	B	105	THR
1	B	232	ARG
1	C	98	ALA
1	C	335	SER
1	E	167	MET
1	H	419	LEU
1	K	106	GLN
1	N	105	THR

Continued on next page...

Continued from previous page...

Mol	Chain	Res	Type
1	U	100	GLN
1	U	106	GLN
1	B	230	SER
1	C	102	VAL
1	C	314	HIS
1	D	107	TRP
1	E	166	ARG
1	K	98	ALA
1	N	107	TRP
1	N	196	ILE
1	F	70	LYS
1	F	106	GLN
1	U	420	ASP
1	A	68	GLN
1	H	199	ASN
1	K	314	HIS
1	Q	107	TRP
1	R	68	GLN
1	T	314	HIS
1	U	103	SER
1	D	314	HIS
1	H	68	GLN
1	H	106	GLN
1	H	197	PRO
1	J	68	GLN
1	L	314	HIS
1	Q	72	HIS
1	Q	314	HIS
1	U	314	HIS
1	C	68	GLN
1	E	314	HIS
1	J	314	HIS
1	I	271	VAL
1	U	102	VAL
1	N	102	VAL

5.3.2 Protein sidechains

In the following table, the Percentiles column shows the percent sidechain outliers of the chain as a percentile score with respect to all X-ray entries followed by that with respect to entries of similar resolution.

The Analysed column shows the number of residues for which the sidechain conformation was

analysed, and the total number of residues.

Mol	Chain	Analysed	Rotameric	Outliers	Percentiles	
1	A	339/346 (98%)	338 (100%)	1 (0%)	92	89
1	B	342/346 (99%)	338 (99%)	4 (1%)	71	56
1	C	339/346 (98%)	335 (99%)	4 (1%)	71	56
1	D	339/346 (98%)	339 (100%)	0	100	100
1	E	337/346 (97%)	334 (99%)	3 (1%)	78	67
1	F	340/346 (98%)	339 (100%)	1 (0%)	92	89
1	G	339/346 (98%)	338 (100%)	1 (0%)	92	89
1	H	337/346 (97%)	334 (99%)	3 (1%)	78	67
1	I	338/346 (98%)	338 (100%)	0	100	100
1	J	341/346 (99%)	341 (100%)	0	100	100
1	K	337/346 (97%)	336 (100%)	1 (0%)	92	89
1	L	338/346 (98%)	336 (99%)	2 (1%)	86	79
1	M	339/346 (98%)	338 (100%)	1 (0%)	92	89
1	N	341/346 (99%)	339 (99%)	2 (1%)	86	79
1	O	337/346 (97%)	336 (100%)	1 (0%)	92	89
1	P	338/346 (98%)	335 (99%)	3 (1%)	78	67
1	Q	338/346 (98%)	337 (100%)	1 (0%)	92	89
1	R	339/346 (98%)	337 (99%)	2 (1%)	86	79
1	T	342/346 (99%)	339 (99%)	3 (1%)	78	67
1	U	340/346 (98%)	339 (100%)	1 (0%)	92	89
All	All	6780/6920 (98%)	6746 (100%)	34 (0%)	88	83

All (34) residues with a non-rotameric sidechain are listed below:

Mol	Chain	Res	Type
1	A	314	HIS
1	B	179	GLU
1	B	184	ILE
1	B	233	ASP
1	B	419	LEU
1	C	216	PHE
1	C	264	HIS
1	C	335	SER
1	C	395	GLU

Continued on next page...

Continued from previous page...

Mol	Chain	Res	Type
1	E	176	HIS
1	E	177	VAL
1	E	293	ILE
1	H	13	ASP
1	H	111	THR
1	H	313	VAL
1	K	357	GLU
1	L	221	LEU
1	L	419	LEU
1	N	236	LYS
1	N	314	HIS
1	O	177	VAL
1	P	196	ILE
1	P	233	ASP
1	P	234	PHE
1	Q	177	VAL
1	R	79	GLN
1	R	177	VAL
1	F	7	VAL
1	G	296	LYS
1	M	177	VAL
1	T	29	GLU
1	T	72	HIS
1	T	221	LEU
1	U	99	SER

Sometimes sidechains can be flipped to improve hydrogen bonding and reduce clashes. All (27) such sidechains are listed below:

Mol	Chain	Res	Type
1	A	79	GLN
1	C	106	GLN
1	C	176	HIS
1	C	264	HIS
1	C	372	GLN
1	E	68	GLN
1	E	79	GLN
1	E	314	HIS
1	E	370	HIS
1	H	106	GLN
1	H	245	HIS
1	H	314	HIS
1	H	370	HIS

Continued on next page...

Continued from previous page...

Mol	Chain	Res	Type
1	I	72	HIS
1	J	245	HIS
1	J	370	HIS
1	N	118	ASN
1	O	8	GLN
1	Q	72	HIS
1	R	370	HIS
1	F	68	GLN
1	F	79	GLN
1	M	68	GLN
1	T	72	HIS
1	T	79	GLN
1	T	370	HIS
1	U	370	HIS

5.3.3 RNA [i](#)

There are no RNA molecules in this entry.

5.4 Non-standard residues in protein, DNA, RNA chains [i](#)

There are no non-standard protein/DNA/RNA residues in this entry.

5.5 Carbohydrates [i](#)

There are no monosaccharides in this entry.

5.6 Ligand geometry [i](#)

51 ligands are modelled in this entry.

In the following table, the Counts columns list the number of bonds (or angles) for which Mogul statistics could be retrieved, the number of bonds (or angles) that are observed in the model and the number of bonds (or angles) that are defined in the Chemical Component Dictionary. The Link column lists molecule types, if any, to which the group is linked. The Z score for a bond length (or angle) is the number of standard deviations the observed value is removed from the expected value. A bond length (or angle) with $|Z| > 2$ is considered an outlier worth inspection. RMSZ is the root-mean-square of all Z scores of the bond lengths (or angles).

Mol	Type	Chain	Res	Link	Bond lengths			Bond angles		
					Counts	RMSZ	# Z > 2	Counts	RMSZ	# Z > 2
3	PYR	H	503	-	5,5,5	1.11	0	3,6,6	1.42	0
2	SO4	A	501	-	4,4,4	0.15	0	6,6,6	0.11	0
3	PYR	A	503	-	5,5,5	1.02	0	3,6,6	1.63	1 (33%)
2	SO4	J	502	-	4,4,4	0.15	0	6,6,6	0.12	0
2	SO4	K	502	-	4,4,4	0.14	0	6,6,6	0.07	0
2	SO4	A	502	-	4,4,4	0.15	0	6,6,6	0.04	0
3	PYR	I	503	-	5,5,5	1.04	0	3,6,6	1.36	0
3	PYR	F	503	-	5,5,5	1.03	0	3,6,6	1.59	1 (33%)
2	SO4	R	501	-	4,4,4	0.15	0	6,6,6	0.09	0
2	SO4	L	501	-	4,4,4	0.14	0	6,6,6	0.06	0
2	SO4	D	502	-	4,4,4	0.15	0	6,6,6	0.08	0
2	SO4	F	501	-	4,4,4	0.14	0	6,6,6	0.09	0
2	SO4	T	502	-	4,4,4	0.15	0	6,6,6	0.06	0
2	SO4	U	501	-	4,4,4	0.15	0	6,6,6	0.05	0
2	SO4	L	502	-	4,4,4	0.15	0	6,6,6	0.12	0
2	SO4	F	502	-	4,4,4	0.15	0	6,6,6	0.07	0
2	SO4	G	501	-	4,4,4	0.14	0	6,6,6	0.07	0
2	SO4	U	502	-	4,4,4	0.15	0	6,6,6	0.06	0
2	SO4	E	502	-	4,4,4	0.15	0	6,6,6	0.06	0
2	SO4	O	501	-	4,4,4	0.15	0	6,6,6	0.05	0
2	SO4	G	502	-	4,4,4	0.15	0	6,6,6	0.10	0
2	SO4	C	502	-	4,4,4	0.14	0	6,6,6	0.08	0
2	SO4	B	501	-	4,4,4	0.15	0	6,6,6	0.07	0
2	SO4	Q	502	-	4,4,4	0.15	0	6,6,6	0.07	0
2	SO4	O	502	-	4,4,4	0.14	0	6,6,6	0.08	0
2	SO4	P	501	-	4,4,4	0.15	0	6,6,6	0.13	0
2	SO4	M	501	-	4,4,4	0.15	0	6,6,6	0.07	0
2	SO4	H	502	-	4,4,4	0.14	0	6,6,6	0.06	0
3	PYR	K	503	-	5,5,5	0.99	0	3,6,6	1.54	1 (33%)
3	PYR	J	503	-	5,5,5	1.03	0	3,6,6	1.62	1 (33%)
2	SO4	R	502	-	4,4,4	0.15	0	6,6,6	0.06	0
2	SO4	P	502	-	4,4,4	0.15	0	6,6,6	0.07	0
3	PYR	U	503	-	5,5,5	1.02	0	3,6,6	1.57	1 (33%)
2	SO4	H	501	-	4,4,4	0.15	0	6,6,6	0.05	0
2	SO4	I	501	-	4,4,4	0.15	0	6,6,6	0.09	0
2	SO4	B	502	-	4,4,4	0.15	0	6,6,6	0.07	0
2	SO4	T	501	-	4,4,4	0.14	0	6,6,6	0.06	0
2	SO4	N	501	-	4,4,4	0.14	0	6,6,6	0.07	0
2	SO4	M	502	-	4,4,4	0.16	0	6,6,6	0.09	0
3	PYR	E	504	-	5,5,5	0.99	0	3,6,6	1.69	1 (33%)
2	SO4	C	501	-	4,4,4	0.15	0	6,6,6	0.08	0
2	SO4	J	501	-	4,4,4	0.16	0	6,6,6	0.09	0

Mol	Type	Chain	Res	Link	Bond lengths			Bond angles		
					Counts	RMSZ	# Z > 2	Counts	RMSZ	# Z > 2
2	SO4	D	501	-	4,4,4	0.17	0	6,6,6	0.09	0
2	SO4	K	501	-	4,4,4	0.14	0	6,6,6	0.07	0
2	SO4	T	503	-	4,4,4	0.13	0	6,6,6	0.07	0
2	SO4	I	502	-	4,4,4	0.15	0	6,6,6	0.07	0
2	SO4	E	503	-	4,4,4	0.14	0	6,6,6	0.07	0
2	SO4	Q	501	-	4,4,4	0.16	0	6,6,6	0.05	0
3	PYR	D	503	-	5,5,5	1.11	0	3,6,6	1.40	0
2	SO4	N	502	-	4,4,4	0.15	0	6,6,6	0.10	0
2	SO4	E	501	-	4,4,4	0.17	0	6,6,6	0.08	0

In the following table, the Chirals column lists the number of chiral outliers, the number of chiral centers analysed, the number of these observed in the model and the number defined in the Chemical Component Dictionary. Similar counts are reported in the Torsion and Rings columns. '-' means no outliers of that kind were identified.

Mol	Type	Chain	Res	Link	Chirals	Torsions	Rings
3	PYR	U	503	-	-	0/4/4/4	-
3	PYR	H	503	-	-	0/4/4/4	-
3	PYR	A	503	-	-	0/4/4/4	-
3	PYR	K	503	-	-	0/4/4/4	-
3	PYR	J	503	-	-	0/4/4/4	-
3	PYR	E	504	-	-	0/4/4/4	-
3	PYR	I	503	-	-	0/4/4/4	-
3	PYR	F	503	-	-	0/4/4/4	-
3	PYR	D	503	-	-	0/4/4/4	-

There are no bond length outliers.

All (6) bond angle outliers are listed below:

Mol	Chain	Res	Type	Atoms	Z	Observed(°)	Ideal(°)
3	A	503	PYR	OXT-C-CA	2.42	120.60	113.97
3	E	504	PYR	OXT-C-CA	2.39	120.50	113.97
3	F	503	PYR	OXT-C-CA	2.31	120.28	113.97
3	J	503	PYR	OXT-C-CA	2.31	120.28	113.97
3	U	503	PYR	OXT-C-CA	2.28	120.20	113.97
3	K	503	PYR	OXT-C-CA	2.19	119.95	113.97

There are no chirality outliers.

There are no torsion outliers.

There are no ring outliers.

16 monomers are involved in 21 short contacts:

Mol	Chain	Res	Type	Clashes	Symm-Clashes
3	H	503	PYR	2	0
2	A	501	SO4	1	0
3	A	503	PYR	1	0
2	K	502	SO4	3	0
2	T	502	SO4	1	0
2	U	501	SO4	1	0
2	O	501	SO4	1	0
2	G	502	SO4	1	0
2	C	502	SO4	1	0
2	B	501	SO4	2	0
2	P	501	SO4	1	0
3	J	503	PYR	1	0
2	P	502	SO4	2	0
2	T	501	SO4	1	0
2	C	501	SO4	1	0
3	D	503	PYR	1	0

5.7 Other polymers [i](#)

There are no such residues in this entry.

5.8 Polymer linkage issues [i](#)

There are no chain breaks in this entry.

6 Fit of model and data [i](#)

6.1 Protein, DNA and RNA chains [i](#)

In the following table, the column labelled ‘#RSRZ > 2’ contains the number (and percentage) of RSRZ outliers, followed by percent RSRZ outliers for the chain as percentile scores relative to all X-ray entries and entries of similar resolution. The OWAB column contains the minimum, median, 95th percentile and maximum values of the occupancy-weighted average B-factor per residue. The column labelled ‘Q < 0.9’ lists the number of (and percentage) of residues with an average occupancy less than 0.9.

Mol	Chain	Analysed	<RSRZ>	#RSRZ>2	OWAB(Å ²)	Q<0.9
1	A	415/418 (99%)	-0.15	5 (1%) 79 84	12, 25, 45, 72	0
1	B	415/418 (99%)	-0.05	5 (1%) 79 84	13, 25, 48, 67	0
1	C	415/418 (99%)	-0.20	5 (1%) 79 84	11, 22, 38, 69	0
1	D	412/418 (98%)	-0.22	4 (0%) 82 87	10, 21, 40, 74	0
1	E	409/418 (97%)	-0.29	3 (0%) 87 92	12, 22, 37, 61	0
1	F	408/418 (97%)	-0.18	4 (0%) 82 87	11, 21, 38, 61	0
1	G	410/418 (98%)	-0.07	5 (1%) 79 84	13, 26, 46, 64	0
1	H	409/418 (97%)	-0.18	6 (1%) 73 80	12, 25, 42, 64	0
1	I	409/418 (97%)	-0.26	3 (0%) 87 92	11, 21, 39, 67	0
1	J	415/418 (99%)	-0.15	9 (2%) 62 69	10, 21, 42, 74	0
1	K	410/418 (98%)	-0.21	3 (0%) 87 92	11, 24, 42, 63	0
1	L	410/418 (98%)	-0.13	4 (0%) 82 87	14, 28, 45, 66	0
1	M	409/418 (97%)	-0.15	4 (0%) 82 87	12, 23, 40, 66	0
1	N	415/418 (99%)	0.10	11 (2%) 54 60	14, 28, 50, 64	0
1	O	411/418 (98%)	-0.22	4 (0%) 82 87	11, 21, 40, 58	0
1	P	409/418 (97%)	-0.16	3 (0%) 87 92	13, 26, 45, 65	0
1	Q	409/418 (97%)	-0.17	5 (1%) 79 84	11, 22, 40, 62	0
1	R	409/418 (97%)	-0.16	5 (1%) 79 84	11, 21, 41, 64	0
1	T	415/418 (99%)	-0.13	6 (1%) 75 82	13, 25, 46, 71	0
1	U	415/418 (99%)	-0.17	6 (1%) 75 82	11, 24, 44, 73	0
All	All	8229/8360 (98%)	-0.16	100 (1%) 79 84	10, 24, 44, 74	0

All (100) RSRZ outliers are listed below:

Mol	Chain	Res	Type	RSRZ
1	A	421	LEU	7.7
1	Q	421	LEU	6.9
1	D	421	LEU	5.9
1	F	107	TRP	5.1
1	M	105	THR	5.0
1	F	105	THR	5.0
1	T	105	THR	4.9
1	P	98	ALA	4.7
1	Q	98	ALA	4.5
1	U	421	LEU	4.4
1	J	103	SER	4.3
1	C	102	VAL	4.3
1	K	105	THR	4.3
1	T	102	VAL	4.2
1	M	421	LEU	4.2
1	U	107	TRP	4.2
1	E	421	LEU	4.1
1	R	107	TRP	4.0
1	R	421	LEU	4.0
1	N	102	VAL	4.0
1	J	100	GLN	3.9
1	F	241	TYR	3.9
1	T	104	GLU	3.9
1	N	107	TRP	3.9
1	D	105	THR	3.9
1	F	421	LEU	3.8
1	I	106	GLN	3.7
1	J	104	GLU	3.6
1	L	420	ASP	3.5
1	N	103	SER	3.5
1	K	262	PHE	3.5
1	H	241	TYR	3.4
1	M	107	TRP	3.4
1	I	105	THR	3.4
1	L	105	THR	3.4
1	O	421	LEU	3.4
1	C	106	GLN	3.3
1	N	421	LEU	3.3
1	U	102	VAL	3.3
1	B	241	TYR	3.2
1	H	106	GLN	3.2
1	J	101	ARG	3.1
1	R	106	GLN	3.1

Continued on next page...

Continued from previous page...

Mol	Chain	Res	Type	RSRZ
1	H	105	THR	3.1
1	G	105	THR	3.1
1	R	105	THR	3.0
1	R	98	ALA	3.0
1	J	421	LEU	3.0
1	B	229	THR	2.9
1	U	261	ASP	2.9
1	D	106	GLN	2.8
1	P	228	PRO	2.8
1	C	421	LEU	2.8
1	D	107	TRP	2.8
1	N	101	ARG	2.7
1	G	241	TYR	2.7
1	T	198	GLY	2.7
1	H	261	ASP	2.7
1	C	105	THR	2.7
1	G	187	ILE	2.7
1	O	106	GLN	2.7
1	L	419	LEU	2.7
1	G	176	HIS	2.6
1	E	107	TRP	2.6
1	H	107	TRP	2.6
1	T	421	LEU	2.6
1	A	5	ALA	2.5
1	B	421	LEU	2.5
1	B	105	THR	2.5
1	N	420	ASP	2.5
1	M	106	GLN	2.5
1	A	98	ALA	2.5
1	J	106	GLN	2.5
1	T	246	GLY	2.4
1	L	7	VAL	2.4
1	Q	106	GLN	2.4
1	E	105	THR	2.4
1	P	221	LEU	2.3
1	N	419	LEU	2.3
1	B	196	ILE	2.3
1	A	107	TRP	2.3
1	Q	107	TRP	2.2
1	O	7	VAL	2.2
1	U	103	SER	2.2
1	U	262	PHE	2.2

Continued on next page...

Continued from previous page...

Mol	Chain	Res	Type	RSRZ
1	N	221	LEU	2.2
1	C	103	SER	2.2
1	K	421	LEU	2.2
1	J	105	THR	2.2
1	N	105	THR	2.2
1	J	102	VAL	2.1
1	A	420	ASP	2.1
1	N	187	ILE	2.1
1	H	98	ALA	2.1
1	I	98	ALA	2.1
1	O	221	LEU	2.1
1	Q	105	THR	2.0
1	J	241	TYR	2.0
1	N	198	GLY	2.0
1	G	240	PRO	2.0

6.2 Non-standard residues in protein, DNA, RNA chains [i](#)

There are no non-standard protein/DNA/RNA residues in this entry.

6.3 Carbohydrates [i](#)

There are no monosaccharides in this entry.

6.4 Ligands [i](#)

In the following table, the Atoms column lists the number of modelled atoms in the group and the number defined in the chemical component dictionary. The B-factors column lists the minimum, median, 95th percentile and maximum values of B factors of atoms in the group. The column labelled 'Q< 0.9' lists the number of atoms with occupancy less than 0.9.

Mol	Type	Chain	Res	Atoms	RSCC	RSR	B-factors(Å ²)	Q<0.9
3	PYR	D	503	6/6	0.94	0.07	11,19,26,30	0
3	PYR	K	503	6/6	0.94	0.10	11,17,22,34	0
3	PYR	H	503	6/6	0.95	0.08	16,22,24,26	0
3	PYR	U	503	6/6	0.95	0.07	12,24,25,25	0
3	PYR	F	503	6/6	0.96	0.07	15,20,22,24	0
3	PYR	A	503	6/6	0.96	0.07	17,18,21,26	0
3	PYR	E	504	6/6	0.97	0.08	13,19,20,23	0
2	SO4	R	502	5/5	0.97	0.09	21,25,27,28	0

Continued on next page...

Continued from previous page...

Mol	Type	Chain	Res	Atoms	RSCC	RSR	B-factors(\AA^2)	Q<0.9
3	PYR	I	503	6/6	0.97	0.08	14,17,22,23	0
2	SO4	M	502	5/5	0.97	0.10	27,28,35,37	0
2	SO4	L	502	5/5	0.97	0.08	34,36,42,49	0
2	SO4	N	502	5/5	0.97	0.07	27,30,37,44	0
2	SO4	P	502	5/5	0.98	0.06	23,32,37,41	0
2	SO4	Q	502	5/5	0.98	0.08	23,24,26,28	0
2	SO4	B	502	5/5	0.98	0.09	19,22,32,37	0
2	SO4	F	502	5/5	0.98	0.07	21,24,29,42	0
2	SO4	G	501	5/5	0.98	0.07	25,27,32,36	0
2	SO4	C	502	5/5	0.98	0.07	17,25,29,31	0
2	SO4	T	501	5/5	0.98	0.08	24,26,31,44	0
2	SO4	T	502	5/5	0.98	0.06	25,25,29,30	0
2	SO4	T	503	5/5	0.98	0.07	26,28,36,41	0
2	SO4	U	501	5/5	0.98	0.07	24,24,30,30	0
2	SO4	U	502	5/5	0.98	0.07	20,20,26,32	0
2	SO4	E	502	5/5	0.98	0.09	22,26,32,32	0
2	SO4	I	502	5/5	0.98	0.09	19,22,27,31	0
2	SO4	J	502	5/5	0.98	0.07	19,19,23,28	0
2	SO4	K	502	5/5	0.98	0.09	20,23,26,33	0
2	SO4	L	501	5/5	0.98	0.08	21,29,36,40	0
3	PYR	J	503	6/6	0.98	0.07	12,17,20,25	0
2	SO4	A	502	5/5	0.98	0.07	23,28,31,31	0
2	SO4	N	501	5/5	0.98	0.08	19,25,29,31	0
2	SO4	B	501	5/5	0.98	0.06	22,24,27,27	0
2	SO4	J	501	5/5	0.99	0.07	19,20,22,24	0
2	SO4	D	501	5/5	0.99	0.08	20,21,22,27	0
2	SO4	G	502	5/5	0.99	0.06	23,27,34,36	0
2	SO4	M	501	5/5	0.99	0.08	17,17,21,28	0
2	SO4	K	501	5/5	0.99	0.08	22,23,23,41	0
2	SO4	D	502	5/5	0.99	0.07	19,25,27,39	0
2	SO4	E	501	5/5	0.99	0.08	17,18,21,23	0
2	SO4	C	501	5/5	0.99	0.07	18,19,21,21	0
2	SO4	E	503	5/5	0.99	0.06	26,33,35,37	0
2	SO4	H	501	5/5	0.99	0.06	24,27,32,35	0
2	SO4	O	501	5/5	0.99	0.07	15,16,18,20	0
2	SO4	O	502	5/5	0.99	0.08	18,22,24,27	0
2	SO4	P	501	5/5	0.99	0.05	19,21,29,36	0
2	SO4	H	502	5/5	0.99	0.07	22,25,29,31	0
2	SO4	Q	501	5/5	0.99	0.06	16,20,23,27	0
2	SO4	I	501	5/5	0.99	0.08	12,16,16,18	0
2	SO4	R	501	5/5	0.99	0.07	17,20,21,21	0
2	SO4	A	501	5/5	0.99	0.07	25,26,28,33	0

Continued on next page...

Continued from previous page...

Mol	Type	Chain	Res	Atoms	RSCC	RSR	B-factors(\AA^2)	Q<0.9
2	SO4	F	501	5/5	0.99	0.08	20,22,23,25	0

6.5 Other polymers [i](#)

There are no such residues in this entry.