



# Full wwPDB X-ray Structure Validation Report ⓘ

May 25, 2020 – 06:50 pm BST

PDB ID : 3W9I  
Title : Structural basis for the inhibition of bacterial multidrug exporters  
Authors : Sakurai, K.; Nakashima, R.; Hayashi, K.; Yamaguchi, A.  
Deposited on : 2013-04-04  
Resolution : 2.71 Å(reported)

This is a Full wwPDB X-ray Structure Validation Report for a publicly released PDB entry.

We welcome your comments at [validation@mail.wwpdb.org](mailto:validation@mail.wwpdb.org)

A user guide is available at

<https://www.wwpdb.org/validation/2017/XrayValidationReportHelp>

with specific help available everywhere you see the ⓘ symbol.

---

The following versions of software and data (see [references ⓘ](#)) were used in the production of this report:

MolProbity : 4.02b-467  
Mogul : 1.8.5 (274361), CSD as541be (2020)  
Xtriage (Phenix) : 1.13  
EDS : 2.11  
buster-report : 1.1.7 (2018)  
Percentile statistics : 20191225.v01 (using entries in the PDB archive December 25th 2019)  
Refmac : 5.8.0158  
CCP4 : 7.0.044 (Gargrove)  
Ideal geometry (proteins) : Engh & Huber (2001)  
Ideal geometry (DNA, RNA) : Parkinson et al. (1996)  
Validation Pipeline (wwPDB-VP) : 2.11

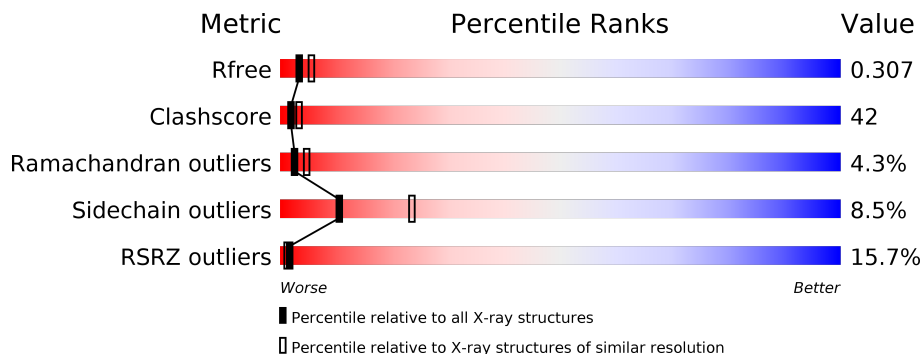
# 1 Overall quality at a glance i

The following experimental techniques were used to determine the structure:

## X-RAY DIFFRACTION

The reported resolution of this entry is 2.71 Å.

Percentile scores (ranging between 0-100) for global validation metrics of the entry are shown in the following graphic. The table shows the number of entries on which the scores are based.



Metric	Whole archive (#Entries)	Similar resolution (#Entries, resolution range(Å))
$R_{free}$	130704	3359 (2.74-2.70)
Clashscore	141614	3686 (2.74-2.70)
Ramachandran outliers	138981	3622 (2.74-2.70)
Sidechain outliers	138945	3623 (2.74-2.70)
RSRZ outliers	127900	3276 (2.74-2.70)

The table below summarises the geometric issues observed across the polymeric chains and their fit to the electron density. The red, orange, yellow and green segments on the lower bar indicate the fraction of residues that contain outliers for  $\geq 3$ , 2, 1 and 0 types of geometric quality criteria respectively. A grey segment represents the fraction of residues that are not modelled. The numeric value for each fraction is indicated below the corresponding segment, with a dot representing fractions  $\leq 5\%$ . The upper red bar (where present) indicates the fraction of residues that have poor fit to the electron density. The numeric value is given above the bar.

Mol	Chain	Length	Quality of chain
1	A	1046	
1	B	1046	
1	C	1046	
1	D	1046	
1	E	1046	
1	F	1046	

The following table lists non-polymeric compounds, carbohydrate monomers and non-standard residues in protein, DNA, RNA chains that are outliers for geometric or electron-density-fit criteria:

<b>Mol</b>	<b>Type</b>	<b>Chain</b>	<b>Res</b>	<b>Chirality</b>	<b>Geometry</b>	<b>Clashes</b>	<b>Electron density</b>
2	LMT	B	2002	-	-	-	X
2	LMT	C	2001	-	-	-	X
2	LMT	D	2001	-	-	-	X
2	LMT	E	2001	-	-	X	-
2	LMT	E	2002	-	-	X	-

## 2 Entry composition [i](#)

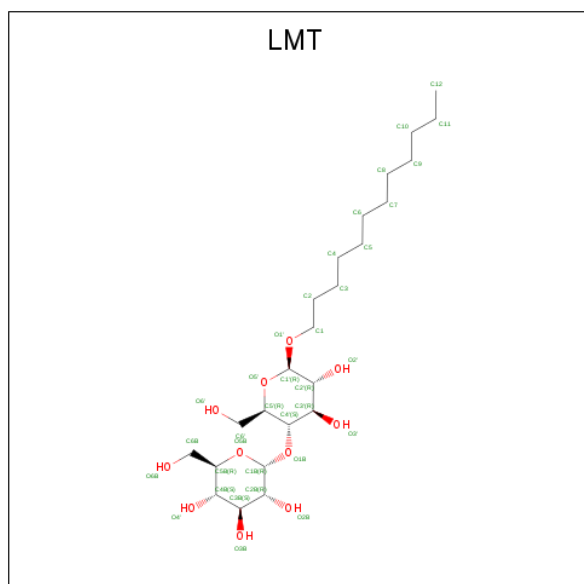
There are 3 unique types of molecules in this entry. The entry contains 47305 atoms, of which 0 are hydrogens and 0 are deuteriums.

In the tables below, the ZeroOcc column contains the number of atoms modelled with zero occupancy, the AltConf column contains the number of residues with at least one atom in alternate conformation and the Trace column contains the number of residues modelled with at most 2 atoms.

- Molecule 1 is a protein called Multidrug resistance protein MexB.

Mol	Chain	Residues	Atoms					ZeroOcc	AltConf	Trace
			Total	C	N	O	S			
1	A	1017	Total 7718	C 4972	N 1279	O 1427	S 40	0	0	0
1	B	1030	Total 7812	C 5027	N 1298	O 1447	S 40	0	0	0
1	C	1030	Total 7812	C 5027	N 1298	O 1447	S 40	0	0	0
1	D	1020	Total 7744	C 4990	N 1283	O 1431	S 40	0	0	0
1	E	1030	Total 7812	C 5027	N 1298	O 1447	S 40	0	0	0
1	F	1033	Total 7840	C 5046	N 1302	O 1452	S 40	0	0	0

- Molecule 2 is DODECYL-BETA-D-MALTOSE (three-letter code: LMT) (formula:  $C_{24}H_{46}O_{11}$ ).



Mol	Chain	Residues	Atoms			ZeroOcc	AltConf
2	A	1	Total	C	O	0	0
			35	24	11		
2	A	1	Total	C	O	0	0
			35	24	11		
2	B	1	Total	C	O	0	0
			35	24	11		
2	B	1	Total	C	O	0	0
			35	24	11		
2	B	1	Total	C	O	0	0
			35	24	11		
2	B	1	Total	C	O	0	0
			35	24	11		
2	C	1	Total	C	O	0	0
			35	24	11		
2	C	1	Total	C	O	0	0
			35	24	11		
2	D	1	Total	C	O	0	0
			35	24	11		
2	D	1	Total	C	O	0	0
			35	24	11		
2	D	1	Total	C	O	0	0
			35	24	11		
2	E	1	Total	C	O	0	0
			35	24	11		
2	E	1	Total	C	O	0	0
			35	24	11		
2	E	1	Total	C	O	0	0
			35	24	11		
2	F	1	Total	C	O	0	0
			35	24	11		
2	F	1	Total	C	O	0	0
			35	24	11		

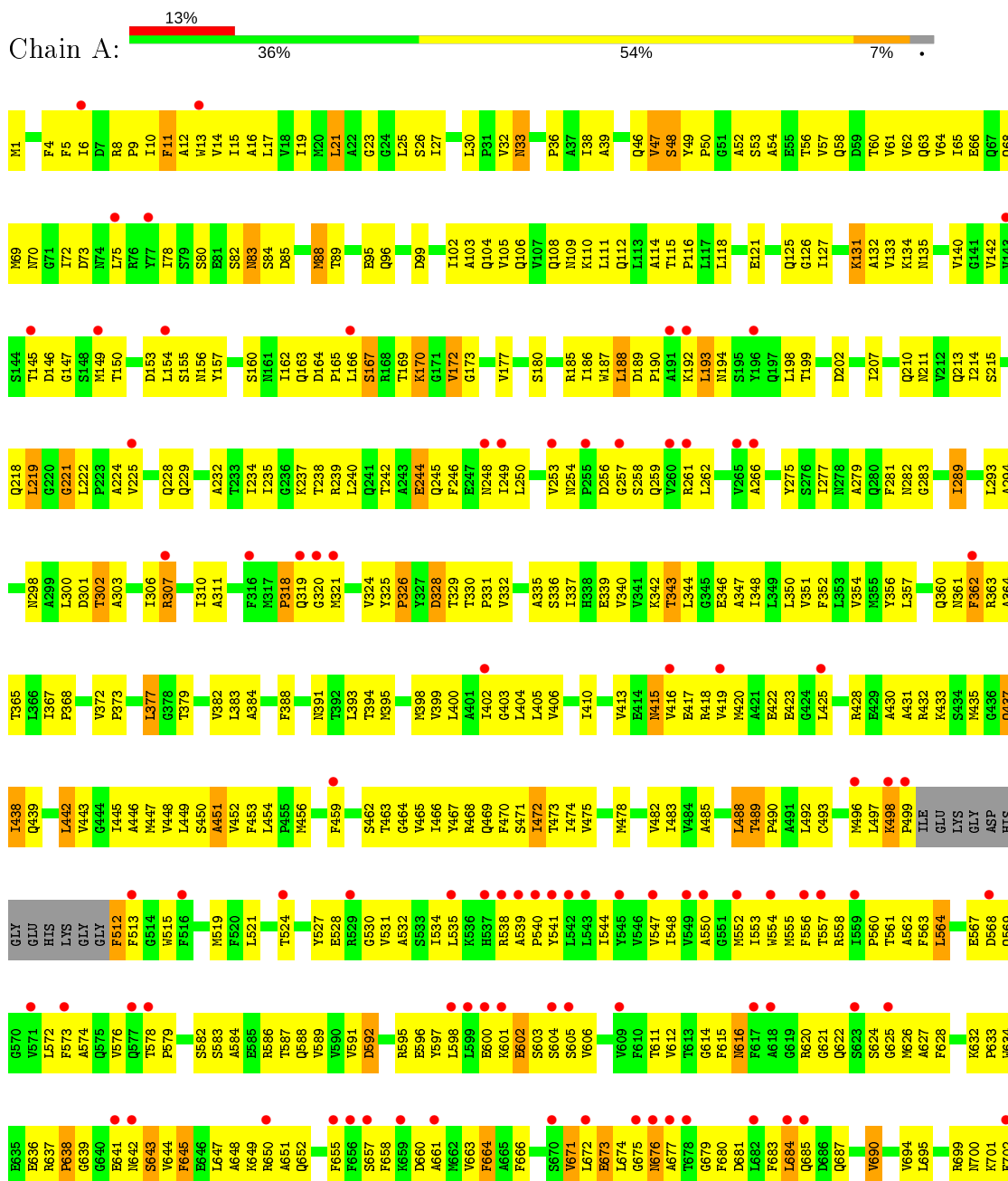
- Molecule 3 is water.

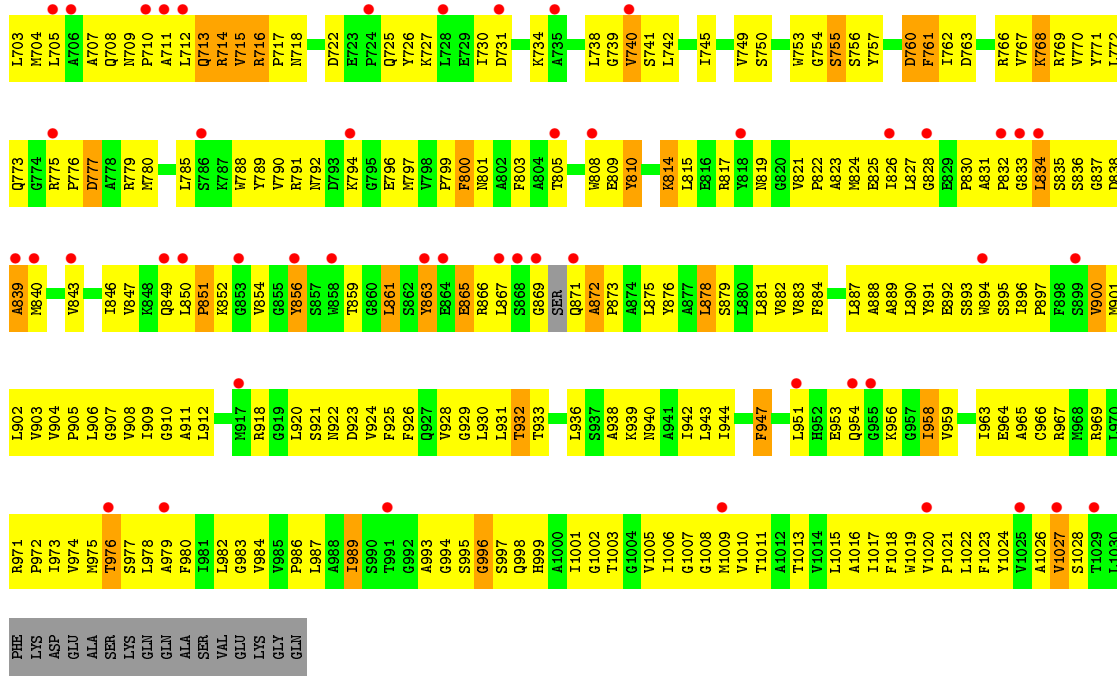
Mol	Chain	Residues	Atoms		ZeroOcc	AltConf
3	A	1	Total	O	0	0
			1	1		
3	B	3	Total	O	0	0
			3	3		
3	C	1	Total	O	0	0
			1	1		
3	D	2	Total	O	0	0
			2	2		

### 3 Residue-property plots

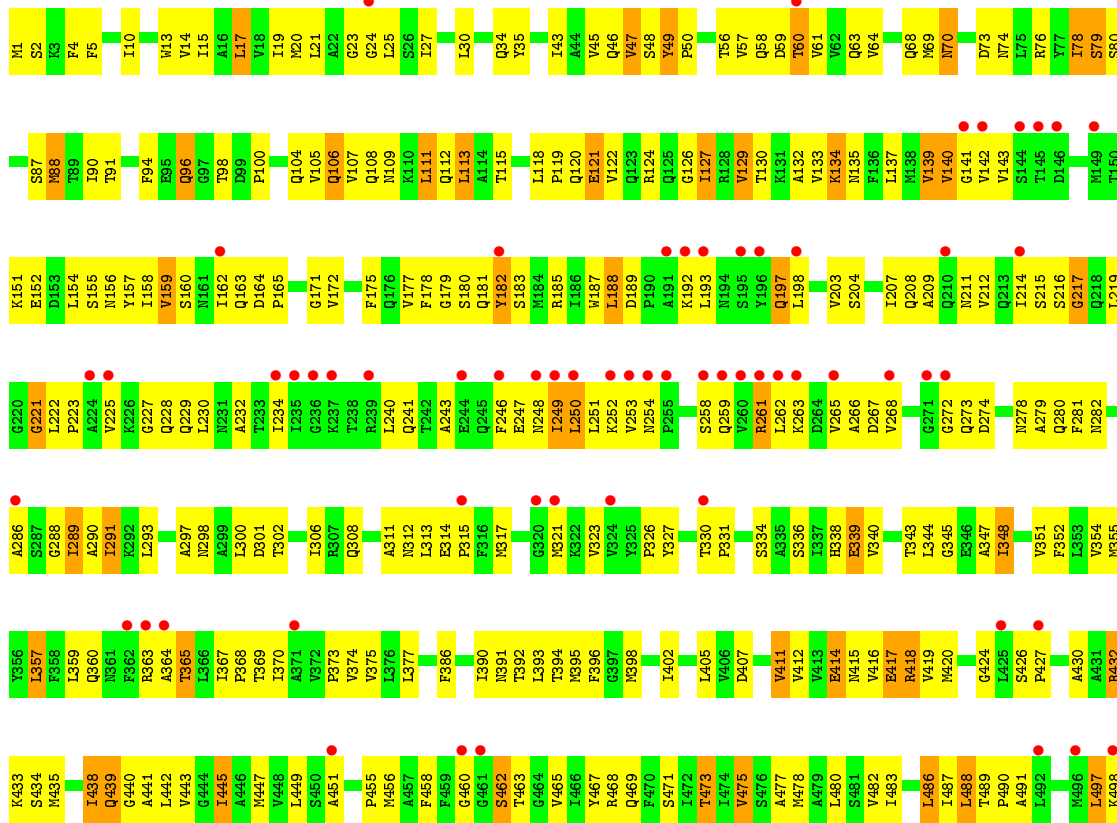
These plots are drawn for all protein, RNA and DNA chains in the entry. The first graphic for a chain summarises the proportions of the various outlier classes displayed in the second graphic. The second graphic shows the sequence view annotated by issues in geometry and electron density. Residues are color-coded according to the number of geometric quality criteria for which they contain at least one outlier: green = 0, yellow = 1, orange = 2 and red = 3 or more. A red dot above a residue indicates a poor fit to the electron density ( $RSRZ > 2$ ). Stretches of 2 or more consecutive residues without any outlier are shown as a green connector. Residues present in the sample, but not in the model, are shown in grey.

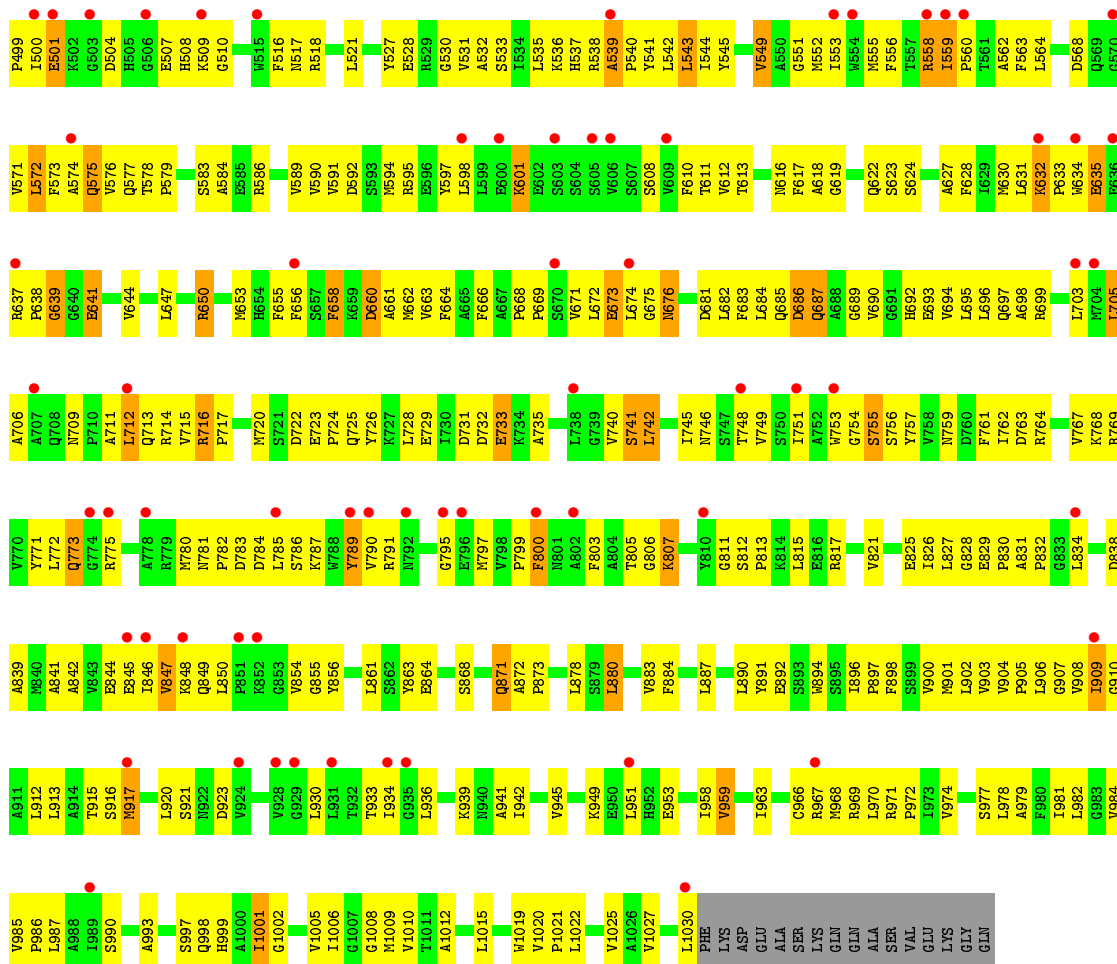
- Molecule 1: Multidrug resistance protein MexB



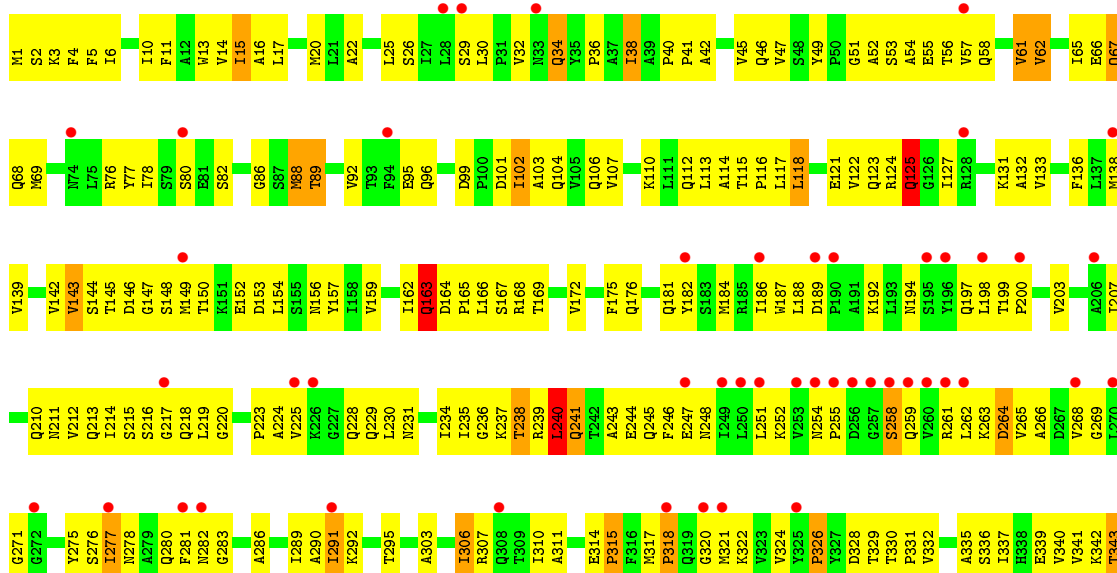


● Molecule 1: Multidrug resistance protein MexB

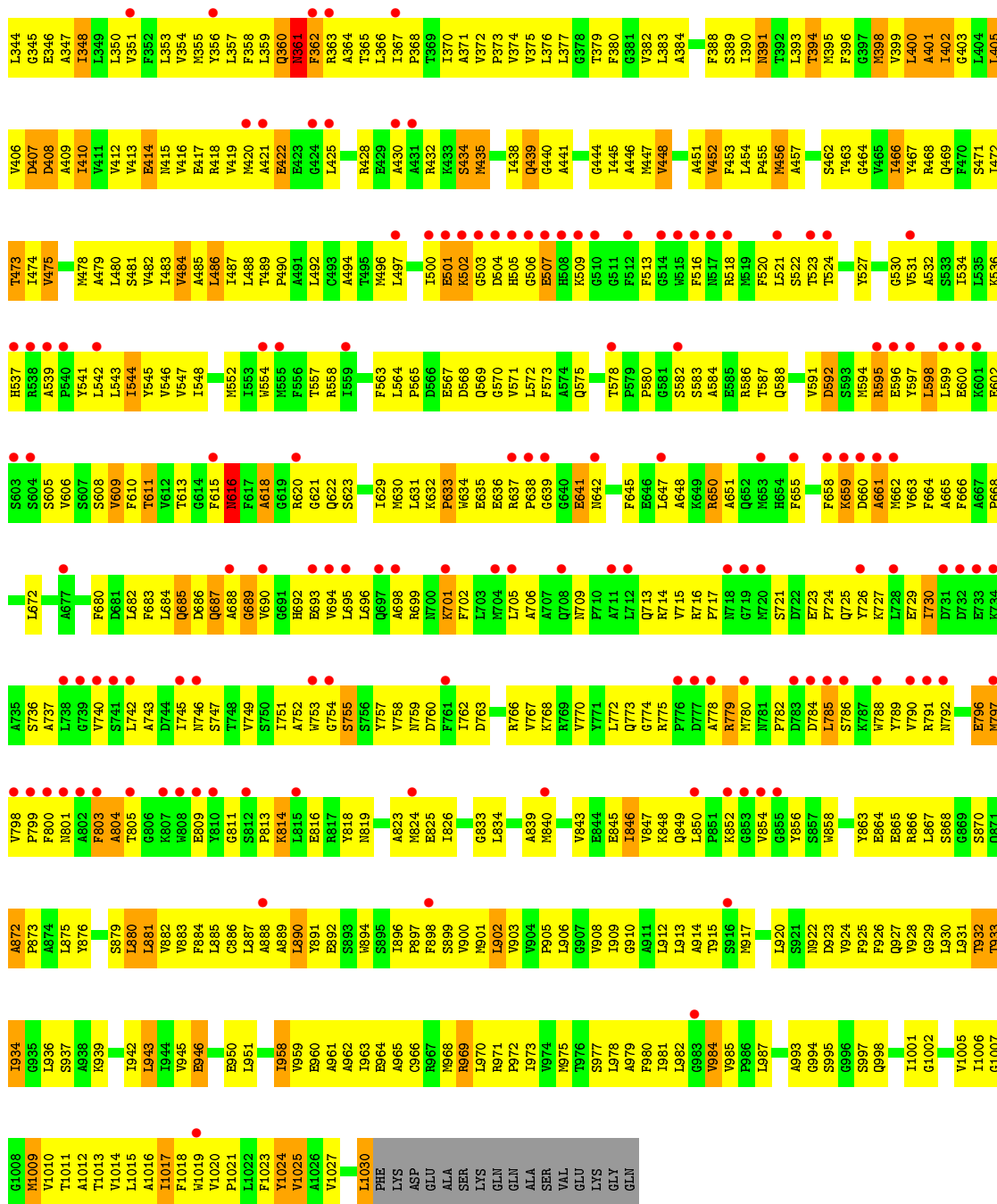




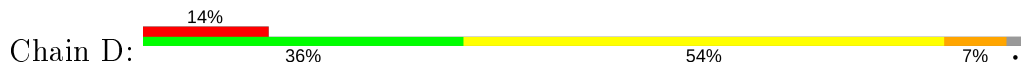
● Molecule 1: Multidrug resistance protein MexB

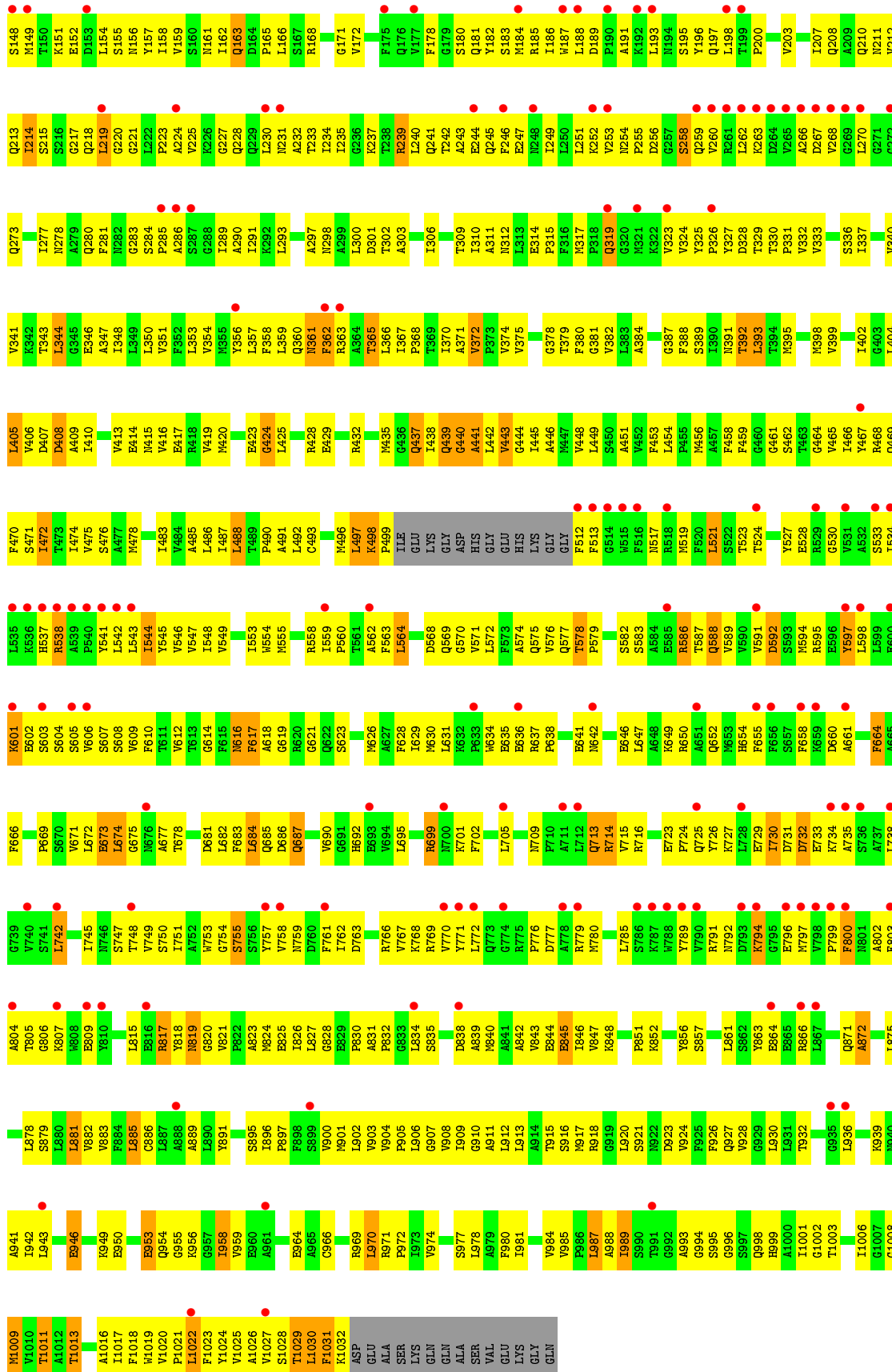






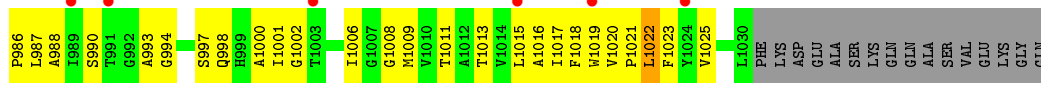
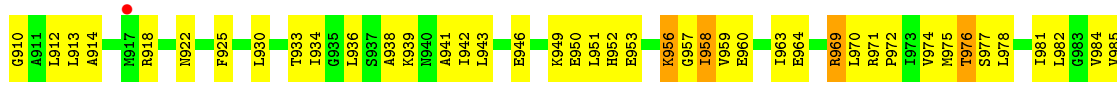
● Molecule 1: Multidrug resistance protein MexB



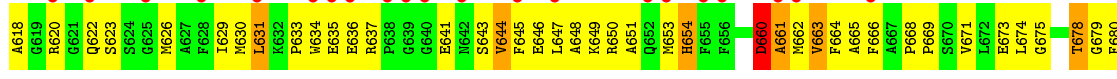
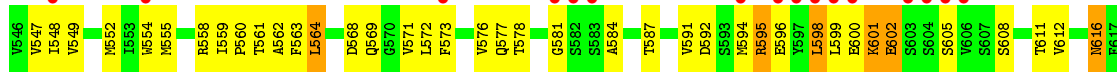
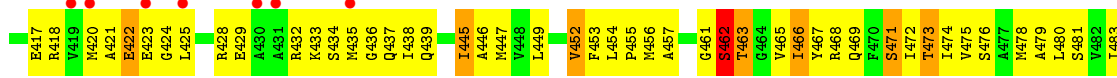
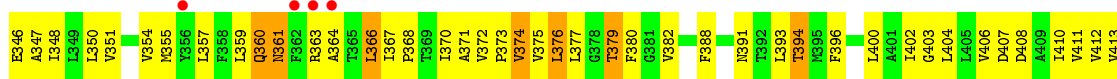
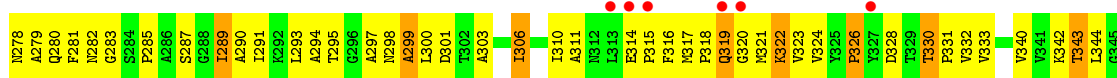
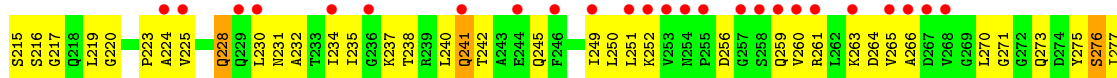
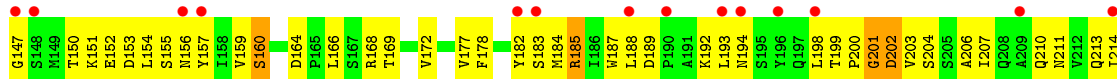
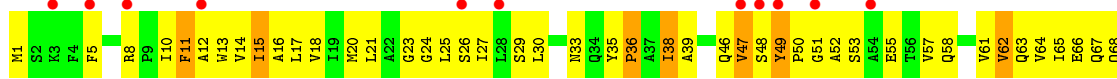


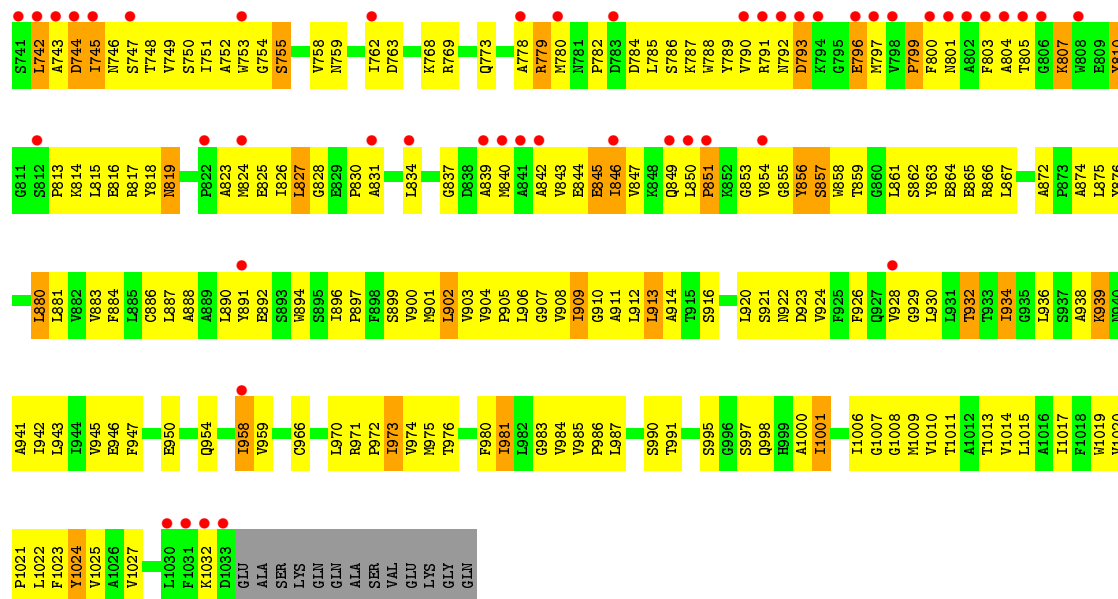
• Molecule 1: Multidrug resistance protein MexB





• Molecule 1: Multidrug resistance protein MexB





## 4 Data and refinement statistics

Property	Value	Source
Space group	P 1	Depositor
Cell constants a, b, c, $\alpha$ , $\beta$ , $\gamma$	124.81Å 133.98Å 150.47Å 87.14° 69.49° 88.54°	Depositor
Resolution (Å)	48.33 – 2.71 48.33 – 2.71	Depositor EDS
% Data completeness (in resolution range)	97.0 (48.33-2.71) 97.0 (48.33-2.71)	Depositor EDS
$R_{merge}$	0.05	Depositor
$R_{sym}$	(Not available)	Depositor
$\langle I/\sigma(I) \rangle$ <sup>1</sup>	3.12 (at 2.73Å)	Xtrriage
Refinement program	REFMAC	Depositor
R, $R_{free}$	0.282 , 0.315 0.278 , 0.307	Depositor DCC
$R_{free}$ test set	12079 reflections (5.02%)	wwPDB-VP
Wilson B-factor (Å <sup>2</sup> )	69.8	Xtrriage
Anisotropy	0.385	Xtrriage
Bulk solvent $k_{sol}$ (e/Å <sup>3</sup> ), $B_{sol}$ (Å <sup>2</sup> )	0.35 , 81.8	EDS
L-test for twinning <sup>2</sup>	$\langle  L  \rangle = 0.52$ , $\langle L^2 \rangle = 0.36$	Xtrriage
Estimated twinning fraction	0.000 for -h,k,-l	Xtrriage
$F_o, F_c$ correlation	0.90	EDS
Total number of atoms	47305	wwPDB-VP
Average B, all atoms (Å <sup>2</sup> )	80.0	wwPDB-VP

Xtrriage's analysis on translational NCS is as follows: *The largest off-origin peak in the Patterson function is 4.37% of the height of the origin peak. No significant pseudotranslation is detected.*

<sup>1</sup>Intensities estimated from amplitudes.

<sup>2</sup>Theoretical values of  $\langle |L| \rangle$ ,  $\langle L^2 \rangle$  for acentric reflections are 0.5, 0.333 respectively for untwinned datasets, and 0.375, 0.2 for perfectly twinned datasets.

## 5 Model quality [i](#)

### 5.1 Standard geometry [i](#)

Bond lengths and bond angles in the following residue types are not validated in this section: LMT

The Z score for a bond length (or angle) is the number of standard deviations the observed value is removed from the expected value. A bond length (or angle) with  $|Z| > 5$  is considered an outlier worth inspection. RMSZ is the root-mean-square of all Z scores of the bond lengths (or angles).

Mol	Chain	Bond lengths		Bond angles	
		RMSZ	# Z  >5	RMSZ	# Z  >5
1	A	0.48	0/7873	0.65	0/10701
1	B	0.53	0/7971	0.70	2/10833 (0.0%)
1	C	0.45	0/7971	0.62	1/10833 (0.0%)
1	D	0.45	0/7901	0.63	0/10739
1	E	0.41	0/7971	0.59	0/10833
1	F	0.44	0/8000	0.61	0/10871
All	All	0.46	0/47687	0.63	3/64810 (0.0%)

Chiral center outliers are detected by calculating the chiral volume of a chiral center and verifying if the center is modelled as a planar moiety or with the opposite hand. A planarity outlier is detected by checking planarity of atoms in a peptide group, atoms in a mainchain group or atoms of a sidechain that are expected to be planar.

Mol	Chain	#Chirality outliers	#Planarity outliers
1	A	0	1

There are no bond length outliers.

All (3) bond angle outliers are listed below:

Mol	Chain	Res	Type	Atoms	Z	Observed( $^{\circ}$ )	Ideal( $^{\circ}$ )
1	B	686	ASP	CB-CG-OD2	5.92	123.63	118.30
1	C	401	ALA	CB-CA-C	-5.41	101.99	110.10
1	B	432	ARG	NE-CZ-NH2	-5.34	117.63	120.30

There are no chirality outliers.

All (1) planarity outliers are listed below:

Mol	Chain	Res	Type	Group
1	A	675	GLY	Peptide

## 5.2 Too-close contacts

In the following table, the Non-H and H(model) columns list the number of non-hydrogen atoms and hydrogen atoms in the chain respectively. The H(added) column lists the number of hydrogen atoms added and optimized by MolProbity. The Clashes column lists the number of clashes within the asymmetric unit, whereas Symm-Clashes lists symmetry related clashes.

Mol	Chain	Non-H	H(model)	H(added)	Clashes	Symm-Clashes
1	A	7718	0	7858	683	0
1	B	7812	0	7944	628	0
1	C	7812	0	7944	758	0
1	D	7744	0	7886	710	0
1	E	7812	0	7944	626	0
1	F	7840	0	7970	668	0
2	A	70	0	92	12	0
2	B	140	0	184	28	0
2	C	70	0	92	18	0
2	D	105	0	138	14	0
2	E	105	0	138	33	0
2	F	70	0	92	8	0
3	A	1	0	0	1	0
3	B	3	0	0	0	0
3	C	1	0	0	0	0
3	D	2	0	0	0	0
All	All	47305	0	48282	3970	0

The all-atom clashscore is defined as the number of clashes found per 1000 atoms (including hydrogen atoms). The all-atom clashscore for this structure is 42.

All (3970) close contacts within the same asymmetric unit are listed below, sorted by their clash magnitude.

Atom-1	Atom-2	Interatomic distance (Å)	Clash overlap (Å)
1:E:142:VAL:HG21	1:E:158:ILE:HD11	1.33	1.10
1:D:454:LEU:CD1	2:D:2001:LMT:H101	1.82	1.09
1:E:435:MET:O	1:E:439:GLN:HB2	1.53	1.09
1:A:343:THR:HG21	1:A:998:GLN:HE22	1.16	1.08
1:B:359:LEU:HD22	1:B:417:GLU:HG2	1.34	1.07
1:D:343:THR:HG21	1:D:998:GLN:HE22	1.21	1.06
1:C:367:ILE:HB	1:C:368:PRO:HD3	1.39	1.03
1:D:1030:LEU:HB3	1:D:1031:PHE:CE2	1.95	1.02
1:E:589:VAL:HA	1:E:592:ASP:HB2	1.42	1.00
1:A:987:LEU:HD23	1:A:998:GLN:HE21	1.27	1.00
1:B:156:ASN:HD22	1:B:182:TYR:H	1.10	1.00

*Continued on next page...*



*Continued from previous page...*

Atom-1	Atom-2	Interatomic distance (Å)	Clash overlap (Å)
2:F:2001:LMT:H4'	2:F:2001:LMT:O2B	1.63	0.99
1:C:156:ASN:ND2	1:C:182:TYR:H	1.59	0.99
1:D:684:LEU:HD11	1:D:826:ILE:HD12	1.45	0.98
1:E:908:VAL:HG23	1:E:930:LEU:HD11	1.44	0.98
1:E:193:LEU:HD13	1:E:265:VAL:HG13	1.45	0.98
1:A:875:LEU:HD21	1:A:931:LEU:HD11	1.46	0.97
1:C:156:ASN:HD22	1:C:182:TYR:N	1.62	0.97
1:E:953:GLU:OE1	2:E:2002:LMT:H6'1	1.65	0.96
1:A:56:THR:O	1:A:60:THR:HG23	1.65	0.96
1:E:359:LEU:HD22	1:E:417:GLU:HG2	1.44	0.96
1:D:471:SER:O	1:D:475:VAL:HG12	1.64	0.96
1:B:527:TYR:OH	1:B:966:CYS:HB3	1.65	0.96
1:B:375:VAL:HG11	1:B:405:LEU:HD11	1.47	0.96
1:E:905:PRO:HA	1:E:908:VAL:HG12	1.44	0.96
1:E:187:TRP:O	1:E:266:ALA:HB1	1.65	0.96
1:B:298:ASN:HD22	1:B:301:ASP:H	1.11	0.95
1:B:460:GLY:H	1:B:871:GLN:HE22	1.12	0.95
1:D:34:GLN:O	1:D:392:THR:HG22	1.67	0.94
2:F:2002:LMT:O5B	2:F:2002:LMT:H3'	1.64	0.94
1:F:498:LYS:HE3	1:F:498:LYS:H	1.31	0.94
1:D:1025:VAL:O	1:D:1029:THR:HG23	1.68	0.94
1:C:402:ILE:HD12	1:C:403:GLY:H	1.29	0.94
1:A:574:ALA:HB3	1:A:627:ALA:HB3	1.49	0.94
1:F:958:ILE:HD12	1:F:958:ILE:H	1.33	0.94
1:B:156:ASN:ND2	1:B:182:TYR:H	1.65	0.93
1:A:690:VAL:HG21	1:A:694:VAL:HB	1.50	0.93
1:B:445:ILE:HD13	1:B:939:LYS:HG3	1.50	0.93
1:F:82:SER:C	1:F:83:ASN:HD22	1.73	0.92
1:A:210:GLN:HE22	1:A:250:LEU:H	1.16	0.92
1:C:717:PRO:HA	1:C:826:ILE:HG22	1.53	0.91
1:A:393:LEU:HD11	1:A:466:ILE:HG23	1.51	0.91
1:B:134:LYS:HZ2	1:B:134:LYS:H	1.18	0.91
1:D:454:LEU:HD12	2:D:2001:LMT:H101	1.52	0.91
1:B:829:GLU:HB2	1:B:830:PRO:HD2	1.54	0.90
1:B:831:ALA:HB3	1:B:834:LEU:HD12	1.53	0.90
1:E:471:SER:O	1:E:475:VAL:HG12	1.71	0.90
1:F:717:PRO:HA	1:F:826:ILE:HG22	1.52	0.90
1:A:228:GLN:HG2	1:B:780:MET:HE3	1.54	0.89
1:D:943:LEU:HD13	1:D:969:ARG:HH21	1.37	0.89
1:E:683:PHE:CZ	1:E:825:GLU:HG2	2.06	0.89
1:B:171:GLY:HA3	1:B:302:THR:HG22	1.52	0.89

*Continued on next page...*

*Continued from previous page...*

Atom-1	Atom-2	Interatomic distance (Å)	Clash overlap (Å)
2:B:2001:LMT:O3'	2:B:2001:LMT:H1B	1.71	0.89
1:D:745:ILE:O	1:D:749:VAL:HG23	1.71	0.89
1:F:68:GLN:HG3	1:F:114:ALA:HB2	1.52	0.89
1:B:156:ASN:HD22	1:B:182:TYR:N	1.70	0.89
1:D:569:GLN:H	1:D:634:TRP:HH2	1.09	0.89
1:A:293:LEU:HD11	1:A:302:THR:HG21	1.55	0.89
1:B:616:ASN:ND2	1:B:618:ALA:H	1.71	0.89
1:F:314:GLU:HA	1:F:317:MET:HE3	1.55	0.89
1:D:184:MET:HB3	1:D:770:VAL:HG23	1.55	0.88
1:D:911:ALA:O	1:D:915:THR:HG23	1.72	0.88
1:C:248:ASN:HA	1:C:261:ARG:HD3	1.56	0.88
1:F:367:ILE:HB	1:F:368:PRO:HD3	1.53	0.88
1:F:572:LEU:HB3	1:F:629:ILE:HB	1.55	0.88
1:F:730:ILE:HD13	1:F:730:ILE:H	1.39	0.88
1:C:401:ALA:O	1:C:405:LEU:HD23	1.74	0.87
1:C:399:VAL:O	1:C:402:ILE:HG13	1.75	0.87
1:E:678:THR:HG22	1:E:679:GLY:H	1.37	0.87
1:F:716:ARG:NH1	1:F:827:LEU:HB2	1.88	0.87
1:D:18:VAL:HG13	2:E:2002:LMT:H121	1.57	0.87
1:B:958:ILE:HG22	1:B:1025:VAL:HG22	1.58	0.86
1:C:169:THR:HB	1:C:172:VAL:HG21	1.57	0.86
1:D:641:GLU:HA	1:D:646:GLU:HG2	1.56	0.86
1:F:732:ASP:HA	1:F:735:ALA:HB3	1.57	0.86
1:E:447:MET:CE	2:E:2001:LMT:C12	2.53	0.86
1:E:240:LEU:HD22	1:E:245:GLN:HB3	1.57	0.86
1:F:685:GLN:HE21	1:F:857:SER:HB2	1.39	0.86
1:D:953:GLU:HG3	1:D:954:GLN:H	1.40	0.86
1:F:324:VAL:HG23	1:F:326:PRO:HD3	1.56	0.86
1:D:156:ASN:HD21	1:D:768:LYS:HE2	1.39	0.86
1:C:454:LEU:HB2	1:C:455:PRO:HD3	1.58	0.85
1:A:112:GLN:HG3	1:B:112:GLN:NE2	1.90	0.85
1:D:747:SER:O	1:D:751:ILE:HG12	1.77	0.85
1:F:572:LEU:HD11	1:F:648:ALA:HB2	1.58	0.85
1:B:478:MET:O	1:B:482:VAL:HG23	1.76	0.85
1:C:686:ASP:HA	1:C:854:VAL:HA	1.58	0.85
1:D:343:THR:HG21	1:D:998:GLN:NE2	1.91	0.85
2:E:2001:LMT:H123	2:E:2002:LMT:H111	1.57	0.85
1:C:115:THR:HA	1:C:118:LEU:HD22	1.56	0.85
1:E:440:GLY:HA3	2:E:2002:LMT:O2'	1.74	0.85
1:D:1028:SER:O	1:D:1032:LYS:HB2	1.74	0.85
1:F:520:PHE:O	1:F:524:THR:HG23	1.77	0.85

*Continued on next page...*

*Continued from previous page...*

Atom-1	Atom-2	Interatomic distance (Å)	Clash overlap (Å)
1:C:563:PHE:CD2	1:C:564:LEU:HD23	2.11	0.85
1:F:58:GLN:HE22	1:F:815:LEU:HD12	1.42	0.85
1:F:524:THR:HG22	1:F:970:LEU:HD12	1.59	0.85
1:C:219:LEU:HG	1:C:234:ILE:HD11	1.57	0.84
1:E:984:VAL:HG13	1:E:987:LEU:HD12	1.58	0.84
1:D:575:GLN:HB3	1:D:616:ASN:ND2	1.92	0.84
1:A:377:LEU:HD21	2:A:1102:LMT:H122	1.59	0.84
1:A:343:THR:HG21	1:A:998:GLN:NE2	1.90	0.84
1:B:273:GLN:HE22	1:B:769:ARG:HH11	1.21	0.84
1:C:922:ASN:OD1	1:C:926:PHE:HD2	1.61	0.84
1:E:47:VAL:HG22	1:E:127:ILE:HG23	1.59	0.84
1:E:579:PRO:HD3	1:E:660:ASP:O	1.78	0.84
1:B:143:VAL:HG21	1:B:281:PHE:HB3	1.59	0.84
1:E:738:LEU:HD13	1:E:798:VAL:HG11	1.57	0.84
1:C:520:PHE:HA	1:C:523:THR:HG22	1.57	0.84
1:B:1002:GLY:O	1:B:1006:ILE:HG12	1.77	0.84
1:B:595:ARG:HH11	1:B:595:ARG:HG2	1.42	0.84
1:A:780:MET:HE1	1:C:224:ALA:HB1	1.59	0.83
1:A:984:VAL:HG11	1:A:1005:VAL:CG2	2.08	0.83
1:B:139:VAL:CG1	1:B:327:TYR:HB3	2.08	0.83
1:D:669:PRO:HG3	1:D:675:GLY:HA3	1.58	0.83
1:B:653:MET:O	1:B:656:PHE:HB3	1.76	0.83
1:C:280:GLN:HB2	1:C:611:THR:HG22	1.59	0.83
1:E:326:PRO:HB2	1:E:630:MET:HE2	1.59	0.83
1:F:156:ASN:HD22	1:F:182:TYR:H	1.22	0.83
1:A:887:LEU:HD13	1:A:900:VAL:HG11	1.60	0.83
1:B:471:SER:O	1:B:475:VAL:HG13	1.77	0.83
1:B:134:LYS:NZ	1:B:134:LYS:H	1.77	0.82
1:E:643:SER:HB3	1:E:646:GLU:HG2	1.58	0.82
1:C:924:VAL:HA	1:C:927:GLN:NE2	1.94	0.82
1:C:188:LEU:HD21	1:C:203:VAL:HG11	1.60	0.82
1:E:491:ALA:O	1:E:495:THR:HB	1.79	0.82
1:E:782:PRO:O	1:E:785:LEU:HG	1.79	0.82
1:B:900:VAL:HG23	1:B:941:ALA:HB3	1.60	0.82
1:C:46:GLN:HA	1:C:88:MET:HE3	1.60	0.82
1:F:928:VAL:O	1:F:932:THR:HG22	1.79	0.82
1:C:752:ALA:HA	1:C:774:GLY:H	1.44	0.82
1:D:423:GLU:HG3	1:D:425:LEU:CD1	2.09	0.82
1:D:18:VAL:CG1	2:E:2002:LMT:H121	2.10	0.82
1:C:169:THR:HB	1:C:172:VAL:CG2	2.10	0.82
1:E:156:ASN:HD22	1:E:182:TYR:H	1.25	0.82

*Continued on next page...*

*Continued from previous page...*

Atom-1	Atom-2	Interatomic distance (Å)	Clash overlap (Å)
1:D:909:ILE:HG13	1:D:1011:THR:HG21	1.60	0.82
1:C:1:MET:N	2:C:2002:LMT:H6E	1.95	0.82
1:D:156:ASN:ND2	1:D:182:TYR:H	1.78	0.82
1:D:367:ILE:HB	1:D:368:PRO:HD3	1.62	0.82
1:F:461:GLY:HA3	1:F:867:LEU:HD21	1.61	0.81
1:C:1:MET:N	2:C:2002:LMT:C6'	2.42	0.81
1:E:447:MET:CE	2:E:2001:LMT:H121	2.11	0.81
1:F:452:VAL:HG22	1:F:883:VAL:HG21	1.62	0.81
1:A:780:MET:SD	1:C:220:GLY:HA2	2.20	0.81
1:E:447:MET:HE3	2:E:2001:LMT:C12	2.10	0.81
1:E:479:ALA:O	1:E:483:ILE:HG13	1.81	0.81
1:D:405:LEU:C	1:D:405:LEU:HD12	2.01	0.81
1:D:372:VAL:HA	1:D:405:LEU:HD21	1.63	0.81
1:C:351:VAL:HG12	1:C:355:MET:HE2	1.63	0.81
1:B:56:THR:O	1:B:60:THR:HB	1.80	0.80
1:E:598:LEU:HD12	1:E:606:VAL:HG21	1.61	0.80
1:F:343:THR:HG21	1:F:998:GLN:HE22	1.46	0.80
1:B:282:ASN:C	1:B:595:ARG:HD2	2.02	0.80
1:D:329:THR:O	1:D:332:VAL:HG12	1.82	0.80
1:F:27:ILE:HG22	1:F:27:ILE:O	1.81	0.80
1:B:243:ALA:HB1	1:B:268:VAL:HG12	1.62	0.80
1:B:198:LEU:HD21	1:B:252:LYS:HD2	1.63	0.80
1:B:650:ARG:HH11	1:B:650:ARG:HG2	1.45	0.80
1:C:845:GLU:HA	1:C:848:LYS:HE3	1.61	0.80
1:D:575:GLN:HB3	1:D:616:ASN:HD22	1.45	0.80
1:D:78:ILE:HD13	1:D:92:VAL:HG22	1.63	0.80
1:F:562:ALA:O	1:F:923:ASP:HA	1.81	0.80
1:A:792:ASN:HD21	1:A:796:GLU:HB2	1.47	0.80
1:C:686:ASP:HB3	1:C:695:LEU:HD21	1.63	0.80
1:B:900:VAL:O	1:B:903:VAL:HG22	1.82	0.79
1:B:370:ILE:O	1:B:373:PRO:HD2	1.82	0.79
1:E:925:PHE:HB3	1:E:1001:ILE:HG23	1.62	0.79
1:F:535:LEU:HD13	1:F:959:VAL:HG13	1.62	0.79
1:B:740:VAL:HG21	1:B:745:ILE:HD11	1.62	0.79
1:C:1009:MET:HE3	1:C:1009:MET:HA	1.64	0.79
1:C:995:SER:HA	1:C:998:GLN:HG3	1.62	0.79
1:E:185:ARG:NH1	1:E:771:TYR:HB3	1.98	0.79
1:E:785:LEU:HD22	1:E:804:ALA:HB1	1.63	0.79
1:A:445:ILE:HD12	1:A:446:ALA:N	1.97	0.79
1:E:905:PRO:HA	1:E:908:VAL:CG1	2.12	0.79
1:A:1026:ALA:O	1:A:1027:VAL:HG22	1.82	0.79

*Continued on next page...*

*Continued from previous page...*

Atom-1	Atom-2	Interatomic distance (Å)	Clash overlap (Å)
1:A:131:LYS:O	1:A:131:LYS:HG3	1.82	0.79
1:A:47:VAL:HG22	1:A:48:SER:H	1.45	0.79
1:D:742:LEU:H	1:D:742:LEU:HD12	1.48	0.79
1:C:187:TRP:HA	1:C:773:GLN:O	1.83	0.79
1:A:377:LEU:HD13	2:A:1101:LMT:H101	1.65	0.79
1:F:578:THR:HG21	1:F:587:THR:HA	1.65	0.79
1:C:687:GLN:HG3	1:C:688:ALA:H	1.48	0.78
1:E:459:PHE:O	1:E:464:GLY:HA3	1.83	0.78
1:C:713:GLN:HE21	1:C:714:ARG:HE	1.31	0.78
1:D:541:TYR:HA	1:D:544:ILE:HG22	1.64	0.78
1:D:562:ALA:O	1:D:923:ASP:HA	1.83	0.78
1:E:690:VAL:CG1	1:E:694:VAL:HB	2.13	0.78
1:F:207:ILE:HG22	1:F:759:ASN:HD21	1.46	0.78
1:A:584:ALA:H	1:A:622:GLN:HE21	1.32	0.78
1:C:368:PRO:HG3	1:C:413:VAL:HG21	1.65	0.78
1:D:393:LEU:CD1	1:D:466:ILE:HG23	2.14	0.78
1:E:64:VAL:CG2	1:E:118:LEU:HD23	2.12	0.78
1:D:684:LEU:HD12	1:D:684:LEU:N	1.97	0.78
1:C:908:VAL:O	1:C:912:LEU:HG	1.83	0.78
1:A:298:ASN:O	1:A:302:THR:HG23	1.83	0.78
1:F:641:GLU:HB3	1:F:650:ARG:HH12	1.49	0.78
1:D:159:VAL:HA	1:D:163:GLN:HB2	1.63	0.78
1:D:713:GLN:HG3	1:D:714:ARG:HG3	1.66	0.78
1:F:920:LEU:HD23	1:F:1000:ALA:HA	1.66	0.78
1:C:1:MET:H3	2:C:2002:LMT:H6E	1.48	0.77
1:D:827:LEU:HD12	1:D:827:LEU:O	1.84	0.77
1:D:187:TRP:HB2	1:D:267:ASP:HB2	1.66	0.77
1:A:568:ASP:HB3	1:A:634:TRP:CZ3	2.18	0.77
1:C:1009:MET:CE	1:C:1009:MET:HA	2.13	0.77
1:C:478:MET:O	1:C:481:SER:HB3	1.84	0.77
1:C:984:VAL:HG12	1:C:987:LEU:HD12	1.67	0.77
1:B:179:GLY:HA2	2:B:2001:LMT:O1'	1.84	0.77
1:E:47:VAL:HG11	1:E:122:VAL:HG13	1.67	0.77
1:F:10:ILE:O	1:F:14:VAL:HG23	1.85	0.77
1:C:909:ILE:O	1:C:913:LEU:HG	1.84	0.77
1:A:420:MET:HE3	1:A:499:PRO:HG2	1.66	0.77
1:B:900:VAL:HG21	1:B:942:ILE:HG13	1.67	0.77
1:C:565:PRO:HG3	1:C:997:SER:HA	1.66	0.77
1:C:912:LEU:HD23	1:C:926:PHE:HZ	1.48	0.77
1:D:347:ALA:O	1:D:351:VAL:HG23	1.83	0.77
1:D:57:VAL:HG13	1:D:82:SER:HB3	1.66	0.77

*Continued on next page...*

*Continued from previous page...*

Atom-1	Atom-2	Interatomic distance (Å)	Clash overlap (Å)
1:E:448:VAL:O	1:E:452:VAL:HG23	1.85	0.77
1:B:706:ALA:HB1	1:B:712:LEU:HD12	1.65	0.77
1:C:521:LEU:O	1:C:521:LEU:HD23	1.84	0.77
1:C:958:ILE:H	1:C:958:ILE:HD12	1.48	0.77
1:A:879:SER:O	1:A:883:VAL:HG23	1.84	0.76
1:B:10:ILE:HB	1:C:892:GLU:OE2	1.85	0.76
1:A:9:PRO:HD2	1:B:892:GLU:OE2	1.85	0.76
1:C:435:MET:HE3	1:C:438:ILE:HD11	1.66	0.76
1:D:1030:LEU:HB3	1:D:1031:PHE:CD2	2.20	0.76
1:F:393:LEU:HD13	1:F:466:ILE:HB	1.67	0.76
1:B:364:ALA:HA	1:B:497:LEU:HD11	1.67	0.76
1:C:693:GLU:HA	1:C:696:LEU:HD12	1.66	0.76
1:D:154:LEU:CD1	1:D:286:ALA:HA	2.16	0.76
1:D:228:GLN:HE21	1:D:230:LEU:H	1.32	0.76
1:E:108:GLN:O	1:E:111:LEU:HB3	1.83	0.76
1:C:928:VAL:O	1:C:932:THR:HG22	1.84	0.76
1:E:541:TYR:HA	1:E:544:ILE:HG22	1.67	0.76
1:F:740:VAL:HG21	1:F:744:ASP:HB3	1.66	0.76
1:D:454:LEU:HD13	2:D:2001:LMT:H101	1.66	0.76
1:A:229:GLN:HE22	1:B:586:ARG:HH11	1.31	0.76
1:A:598:LEU:O	1:A:602:GLU:HB2	1.85	0.76
1:B:354:VAL:HG12	1:B:978:LEU:HD23	1.67	0.76
1:E:900:VAL:HG23	1:E:941:ALA:HB3	1.65	0.76
1:B:541:TYR:HA	1:B:544:ILE:HG22	1.67	0.76
1:E:683:PHE:CE1	1:E:825:GLU:HG2	2.21	0.76
1:F:150:THR:HG23	1:F:152:GLU:HG2	1.67	0.76
1:A:540:PRO:O	1:A:544:ILE:HG12	1.86	0.76
1:B:847:VAL:O	1:B:850:LEU:HG	1.86	0.76
1:C:637:ARG:HB3	1:C:642:ASN:HB3	1.67	0.76
1:D:879:SER:O	1:D:883:VAL:HG23	1.86	0.76
1:E:447:MET:HE1	2:E:2001:LMT:H123	1.66	0.76
1:F:518:ARG:HA	1:F:521:LEU:HB3	1.67	0.76
1:F:343:THR:HG21	1:F:998:GLN:NE2	2.01	0.76
1:A:568:ASP:HB3	1:A:634:TRP:HZ3	1.51	0.75
1:C:648:ALA:HA	1:C:651:ALA:HB3	1.67	0.75
1:E:579:PRO:HG2	1:E:586:ARG:NH2	2.01	0.75
1:D:215:SER:HB2	1:E:51:GLY:O	1.87	0.75
1:D:242:THR:OG1	1:D:245:GLN:HB2	1.87	0.75
1:B:217:GLY:O	1:B:234:ILE:HG12	1.85	0.75
1:D:346:GLU:O	1:D:350:LEU:HD23	1.86	0.75
1:E:668:PRO:HB2	1:E:672:LEU:HD21	1.67	0.75

*Continued on next page...*

*Continued from previous page...*

Atom-1	Atom-2	Interatomic distance (Å)	Clash overlap (Å)
1:A:423:GLU:HB3	1:A:425:LEU:HD13	1.68	0.75
1:C:453:PHE:HB3	1:C:456:MET:HE2	1.68	0.75
1:C:543:LEU:O	1:C:547:VAL:HG23	1.86	0.75
1:E:953:GLU:OE1	2:E:2002:LMT:C6B	2.35	0.75
1:B:247:GLU:HG2	1:B:268:VAL:HG21	1.68	0.75
1:F:1:MET:HB3	2:F:2001:LMT:O2'	1.86	0.75
1:F:436:GLY:HA2	2:F:2001:LMT:O4'	1.85	0.75
1:F:548:ILE:CG2	1:F:909:ILE:HD13	2.17	0.75
1:A:293:LEU:CD1	1:A:302:THR:HG21	2.17	0.75
1:D:900:VAL:O	1:D:903:VAL:HG22	1.86	0.75
1:E:447:MET:CE	2:E:2001:LMT:H123	2.17	0.75
1:A:780:MET:CE	1:C:224:ALA:HB1	2.16	0.74
1:F:410:ILE:HG12	1:F:976:THR:HG22	1.69	0.74
1:B:78:ILE:HG12	1:B:79:SER:N	2.00	0.74
1:B:441:ALA:O	1:B:445:ILE:HG22	1.87	0.74
1:C:127:ILE:H	1:C:127:ILE:HD12	1.51	0.74
1:C:391:ASN:H	1:C:394:THR:HG22	1.51	0.74
1:C:727:LYS:HG2	1:C:729:GLU:HG2	1.67	0.74
1:C:730:ILE:HD13	1:C:730:ILE:H	1.51	0.74
1:F:242:THR:OG1	1:F:245:GLN:HB2	1.86	0.74
1:A:1024:TYR:O	1:A:1028:SER:HB2	1.88	0.74
1:A:437:GLN:O	1:A:438:ILE:HG12	1.87	0.74
1:C:563:PHE:HB2	1:C:865:GLU:HG2	1.69	0.74
1:E:447:MET:HE1	2:E:2001:LMT:C12	2.15	0.74
1:F:934:ILE:O	1:F:934:ILE:HD12	1.88	0.74
1:B:60:THR:HG23	1:B:119:PRO:HG3	1.69	0.74
1:C:314:GLU:HA	1:C:317:MET:SD	2.27	0.74
1:D:393:LEU:HD13	1:D:466:ILE:HG23	1.70	0.74
1:C:502:LYS:HD2	1:C:503:GLY:N	2.02	0.74
1:D:749:VAL:HG22	1:D:753:TRP:HZ3	1.51	0.74
1:F:53:SER:O	1:F:57:VAL:HG23	1.88	0.74
1:D:54:ALA:HB1	1:D:815:LEU:HD23	1.68	0.74
1:D:568:ASP:HB3	1:D:634:TRP:CZ3	2.21	0.74
1:D:757:TYR:CE1	1:D:769:ARG:HD3	2.23	0.74
1:E:605:SER:OG	1:E:647:LEU:HD21	1.88	0.74
1:C:615:PHE:HD1	1:C:620:ARG:HH11	1.36	0.74
1:D:1025:VAL:O	1:D:1029:THR:CG2	2.35	0.74
1:D:213:GLN:HG3	1:E:56:THR:HG22	1.70	0.74
1:B:187:TRP:HA	1:B:773:GLN:O	1.88	0.73
1:C:447:MET:SD	1:C:886:CYS:HB3	2.27	0.73
1:F:340:VAL:HA	1:F:343:THR:HG23	1.70	0.73

*Continued on next page...*

*Continued from previous page...*

Atom-1	Atom-2	Interatomic distance (Å)	Clash overlap (Å)
1:A:363:ARG:NH2	2:A:1102:LMT:O4'	2.20	0.73
1:E:108:GLN:HB3	1:E:129:VAL:HG11	1.70	0.73
1:A:156:ASN:OD1	1:A:768:LYS:NZ	2.20	0.73
1:B:722:ASP:HA	1:B:813:PRO:HD3	1.70	0.73
1:C:156:ASN:HD22	1:C:182:TYR:H	0.79	0.73
1:D:759:ASN:O	1:D:770:VAL:HG12	1.88	0.73
1:A:210:GLN:HE22	1:A:250:LEU:N	1.85	0.73
1:C:36:PRO:O	1:C:38:ILE:HG23	1.88	0.73
1:B:442:LEU:HA	1:B:445:ILE:HG23	1.69	0.73
1:B:878:LEU:HD13	2:B:2004:LMT:H32	1.70	0.73
1:C:887:LEU:CD1	1:C:900:VAL:HG21	2.18	0.73
1:D:423:GLU:HG3	1:D:425:LEU:HD13	1.70	0.73
1:E:134:LYS:H	1:E:134:LYS:NZ	1.86	0.73
1:E:786:SER:HA	1:E:801:ASN:HB3	1.71	0.73
1:F:433:LYS:HG2	1:F:437:GLN:HE21	1.52	0.73
1:B:631:LEU:CD1	1:B:644:VAL:HG22	2.19	0.73
1:E:650:ARG:HH11	1:E:650:ARG:HB3	1.51	0.73
1:E:146:ASP:O	1:E:148:SER:N	2.21	0.73
1:E:680:PHE:HB2	1:E:858:TRP:CZ3	2.24	0.73
1:D:213:GLN:HE21	1:D:239:ARG:HG3	1.54	0.73
1:E:251:LEU:HD22	1:E:265:VAL:HG21	1.71	0.73
1:E:671:VAL:HG23	1:E:674:LEU:HB3	1.68	0.73
1:E:718:ASN:HB2	1:E:827:LEU:CD1	2.18	0.73
1:E:872:ALA:HB3	1:E:873:PRO:HD3	1.69	0.73
1:F:210:GLN:OE1	1:F:249:ILE:HG23	1.89	0.73
1:E:247:GLU:HB3	1:E:263:LYS:HB3	1.71	0.72
1:F:350:LEU:O	1:F:354:VAL:HG23	1.89	0.72
1:A:85:ASP:OD2	1:A:620:ARG:HD3	1.89	0.72
1:B:725:GLN:CD	1:B:811:GLY:HA3	2.09	0.72
1:C:544:ILE:O	1:C:547:VAL:HB	1.89	0.72
1:D:953:GLU:CG	1:D:954:GLN:H	2.02	0.72
1:A:330:THR:OG1	1:A:331:PRO:HD3	1.88	0.72
1:D:735:ALA:HB2	1:D:803:PHE:HB2	1.70	0.72
1:E:134:LYS:HZ1	1:E:134:LYS:H	1.37	0.72
1:A:584:ALA:HB2	1:A:622:GLN:HB3	1.71	0.72
1:B:340:VAL:O	1:B:344:LEU:HG	1.88	0.72
1:C:752:ALA:O	1:C:773:GLN:HG3	1.88	0.72
1:D:541:TYR:O	1:D:544:ILE:HG22	1.88	0.72
1:B:336:SER:O	1:B:340:VAL:HG23	1.89	0.72
1:C:306:ILE:HD13	1:C:307:ARG:N	2.04	0.72
1:D:32:VAL:HG21	1:D:337:ILE:HD13	1.71	0.72

*Continued on next page...*



*Continued from previous page...*

Atom-1	Atom-2	Interatomic distance (Å)	Clash overlap (Å)
1:D:555:MET:HB2	1:D:912:LEU:HD13	1.72	0.72
1:B:915:THR:HG23	1:B:920:LEU:HB2	1.71	0.72
1:D:682:LEU:HD23	1:D:826:ILE:O	1.89	0.72
1:A:451:ALA:HB1	1:A:882:VAL:HG12	1.70	0.72
1:A:485:ALA:HA	1:A:489:THR:OG1	1.89	0.72
1:A:727:LYS:HD3	1:A:809:GLU:OE1	1.90	0.72
1:D:185:ARG:HH11	1:D:771:TYR:HB2	1.54	0.72
1:D:319:GLN:H	1:D:319:GLN:NE2	1.88	0.72
1:A:377:LEU:HD21	2:A:1102:LMT:C12	2.19	0.72
1:B:981:ILE:HG13	1:B:982:LEU:N	2.05	0.72
1:C:262:LEU:HD12	1:C:265:VAL:HG23	1.70	0.72
1:C:354:VAL:HG21	1:C:982:LEU:HD23	1.72	0.72
1:E:156:ASN:HD22	1:E:182:TYR:N	1.88	0.72
1:B:185:ARG:NH1	1:B:771:TYR:HB3	2.05	0.72
1:D:646:GLU:HG3	1:D:650:ARG:HH12	1.55	0.72
1:E:586:ARG:O	1:E:590:VAL:HG23	1.90	0.72
1:C:785:LEU:HD12	1:C:786:SER:N	2.04	0.71
1:D:840:MET:O	1:D:844:GLU:HG2	1.89	0.71
1:E:281:PHE:CE2	1:E:324:VAL:HG11	2.25	0.71
1:E:303:ALA:CB	1:E:330:THR:HG21	2.20	0.71
1:E:629:ILE:H	1:E:629:ILE:HD12	1.54	0.71
1:A:410:ILE:HA	1:A:413:VAL:HG12	1.72	0.71
1:C:306:ILE:HD13	1:C:307:ARG:H	1.54	0.71
1:D:388:PHE:HE2	1:D:472:ILE:HG13	1.55	0.71
1:A:987:LEU:HD23	1:A:998:GLN:NE2	2.04	0.71
1:D:871:GLN:NE2	2:D:2001:LMT:O4'	2.20	0.71
1:D:293:LEU:CD1	1:D:302:THR:HG21	2.20	0.71
1:D:924:VAL:HA	1:D:927:GLN:HE21	1.55	0.71
1:F:300:LEU:HD23	1:F:330:THR:HG23	1.73	0.71
1:E:792:ASN:HD21	1:E:796:GLU:HB2	1.55	0.71
1:A:535:LEU:HD12	1:A:963:ILE:HD11	1.73	0.71
1:E:209:ALA:HB1	1:F:743:ALA:HB3	1.71	0.71
1:E:891:TYR:HA	1:E:949:LYS:HE2	1.73	0.71
1:E:985:VAL:HB	1:E:986:PRO:HD3	1.72	0.71
1:F:773:GLN:HG2	1:F:779:ARG:HH12	1.55	0.71
1:A:705:LEU:HD11	1:A:849:GLN:HB2	1.73	0.71
1:D:298:ASN:O	1:D:302:THR:HG22	1.90	0.71
1:D:723:GLU:HB2	1:D:724:PRO:HD2	1.72	0.71
1:F:15:ILE:HD13	1:F:16:ALA:H	1.53	0.71
1:F:406:VAL:O	1:F:410:ILE:HG23	1.90	0.71
1:B:282:ASN:HD21	1:B:608:SER:HB2	1.55	0.71

*Continued on next page...*

*Continued from previous page...*

Atom-1	Atom-2	Interatomic distance (Å)	Clash overlap (Å)
1:D:2:SER:O	1:D:6:ILE:HG13	1.90	0.71
1:E:680:PHE:HA	1:E:862:SER:OG	1.90	0.71
1:C:241:GLN:HG3	1:C:762:ILE:O	1.91	0.71
1:D:409:ALA:O	1:D:413:VAL:HG12	1.89	0.71
1:F:584:ALA:H	1:F:622:GLN:HE21	1.38	0.71
1:A:649:LYS:HA	1:A:652:GLN:HB3	1.72	0.71
1:B:904:VAL:HB	1:B:905:PRO:HD3	1.71	0.71
1:D:48:SER:O	1:D:125:GLN:HG2	1.90	0.71
1:F:516:PHE:O	1:F:519:MET:HG3	1.91	0.71
1:A:224:ALA:HB1	1:B:780:MET:HE1	1.73	0.70
1:C:367:ILE:HD11	1:C:496:MET:HB2	1.72	0.70
1:A:538:ARG:HG3	1:A:1022:LEU:HD21	1.73	0.70
1:B:908:VAL:HB	1:B:930:LEU:HD11	1.73	0.70
1:C:17:LEU:HD23	1:C:20:MET:CE	2.21	0.70
1:C:357:LEU:HD23	1:C:357:LEU:O	1.91	0.70
1:D:1024:TYR:O	1:D:1028:SER:HB2	1.91	0.70
1:E:447:MET:HE3	2:E:2001:LMT:H121	1.70	0.70
1:E:410:ILE:HG13	1:E:976:THR:HG22	1.71	0.70
1:E:75:LEU:HD23	1:E:76:ARG:N	2.05	0.70
1:F:903:VAL:CG2	1:F:1020:VAL:HG22	2.21	0.70
1:A:442:LEU:O	1:A:445:ILE:HG13	1.92	0.70
1:B:757:TYR:HB2	1:B:771:TYR:CE1	2.27	0.70
1:E:718:ASN:HB2	1:E:827:LEU:HD13	1.72	0.70
1:F:188:LEU:HA	1:F:266:ALA:HB2	1.71	0.70
1:B:47:VAL:HG13	1:B:127:ILE:HA	1.73	0.70
1:D:154:LEU:HD12	1:D:286:ALA:HA	1.73	0.70
1:A:310:ILE:HG13	1:A:311:ALA:N	2.05	0.70
1:C:246:PHE:O	1:C:262:LEU:HD23	1.91	0.70
1:C:790:VAL:HG12	1:C:791:ARG:H	1.57	0.70
1:D:943:LEU:HD13	1:D:969:ARG:NH2	2.05	0.70
1:F:578:THR:OG1	1:F:623:SER:HB2	1.90	0.70
1:C:541:TYR:HA	1:C:544:ILE:HG22	1.74	0.70
1:C:189:ASP:HB3	1:C:192:LYS:HB2	1.73	0.70
1:F:375:VAL:O	1:F:379:THR:HG22	1.91	0.70
1:B:435:MET:O	1:B:439:GLN:HB2	1.92	0.70
1:F:453:PHE:HZ	1:F:932:THR:HB	1.57	0.70
1:B:171:GLY:HA3	1:B:302:THR:CG2	2.22	0.70
1:B:214:ILE:HD12	1:C:749:VAL:HG21	1.73	0.70
1:C:801:ASN:HA	1:C:804:ALA:HB2	1.72	0.70
1:E:159:VAL:HG21	1:E:181:GLN:HG3	1.74	0.70
2:E:2001:LMT:H122	2:E:2002:LMT:H122	1.73	0.70

*Continued on next page...*

*Continued from previous page...*

Atom-1	Atom-2	Interatomic distance (Å)	Clash overlap (Å)
1:E:64:VAL:HG21	1:E:118:LEU:HD23	1.74	0.70
1:F:413:VAL:O	1:F:417:GLU:HG2	1.91	0.70
1:B:159:VAL:HG12	1:B:163:GLN:NE2	2.06	0.69
1:B:273:GLN:HE22	1:B:769:ARG:NH1	1.90	0.69
1:C:922:ASN:OD1	1:C:926:PHE:CD2	2.45	0.69
1:D:151:LYS:HD3	1:D:278:ASN:HB3	1.73	0.69
1:A:210:GLN:NE2	1:A:249:ILE:HG23	2.07	0.69
1:E:561:THR:HG22	1:E:922:ASN:HD22	1.57	0.69
1:F:342:LYS:O	1:F:346:GLU:HG3	1.92	0.69
1:F:785:LEU:HD12	1:F:786:SER:N	2.06	0.69
1:C:307:ARG:O	1:C:310:ILE:HG13	1.92	0.69
1:A:373:PRO:O	1:A:377:LEU:HB2	1.92	0.69
1:D:298:ASN:HD22	1:D:301:ASP:H	1.37	0.69
1:E:535:LEU:HD22	1:E:1025:VAL:HG21	1.74	0.69
1:F:396:PHE:CD2	1:F:1001:ILE:HG21	2.27	0.69
1:F:471:SER:O	1:F:475:VAL:HG22	1.92	0.69
1:F:577:GLN:HB3	1:F:662:MET:HB2	1.73	0.69
1:F:902:LEU:O	1:F:905:PRO:HD2	1.93	0.69
1:A:32:VAL:HG13	1:A:300:LEU:HD12	1.75	0.69
1:D:47:VAL:H	1:D:88:MET:HE3	1.58	0.69
1:E:278:ASN:HD22	1:E:588:GLN:HE22	1.40	0.69
1:B:949:LYS:O	1:B:953:GLU:HG3	1.93	0.69
1:D:901:MET:O	1:D:904:VAL:HG23	1.92	0.69
1:E:727:LYS:HE3	1:E:729:GLU:OE1	1.93	0.69
1:F:159:VAL:HG12	1:F:159:VAL:O	1.91	0.69
1:F:600:GLU:HG3	1:F:601:LYS:H	1.58	0.69
1:F:560:PRO:O	1:F:921:SER:HB2	1.93	0.69
1:A:586:ARG:HG3	1:A:586:ARG:HH11	1.58	0.69
1:B:981:ILE:HG13	1:B:982:LEU:H	1.58	0.69
1:C:402:ILE:HD12	1:C:403:GLY:N	2.04	0.69
1:D:684:LEU:HD11	1:D:826:ILE:CD1	2.21	0.69
1:F:503:GLY:O	1:F:505:HIS:N	2.26	0.69
1:D:184:MET:HE1	1:D:270:LEU:HD21	1.75	0.69
1:D:818:TYR:O	1:D:819:ASN:HB2	1.92	0.69
1:C:578:THR:HG21	1:C:587:THR:HA	1.75	0.69
1:D:80:SER:OG	1:D:817:ARG:HG2	1.92	0.69
1:E:678:THR:HG22	1:E:679:GLY:N	2.08	0.69
1:F:997:SER:O	1:F:1001:ILE:HG22	1.91	0.69
1:B:706:ALA:HB1	1:B:712:LEU:CD1	2.23	0.69
1:D:333:VAL:O	1:D:337:ILE:HG12	1.93	0.69
1:D:139:VAL:HG23	1:D:326:PRO:HD2	1.75	0.68

*Continued on next page...*

*Continued from previous page...*

Atom-1	Atom-2	Interatomic distance (Å)	Clash overlap (Å)
1:D:572:LEU:HB3	1:D:629:ILE:HB	1.75	0.68
1:A:164:ASP:O	1:A:167:SER:HB2	1.93	0.68
1:C:314:GLU:N	1:C:315:PRO:HD2	2.08	0.68
1:A:363:ARG:HD3	1:A:496:MET:O	1.93	0.68
1:D:904:VAL:HB	1:D:905:PRO:HD3	1.75	0.68
1:C:1:MET:HB3	2:C:2002:LMT:H6D	1.75	0.68
1:C:78:ILE:HG12	1:C:92:VAL:HG13	1.75	0.68
1:A:38:ILE:O	1:A:96:GLN:NE2	2.27	0.68
1:B:274:ASP:HB3	2:B:2001:LMT:O2'	1.93	0.68
1:C:740:VAL:HG21	1:C:745:ILE:HG23	1.76	0.68
1:F:64:VAL:HG12	1:F:114:ALA:HB1	1.75	0.68
1:A:142:VAL:HG23	1:A:154:LEU:HB3	1.74	0.68
1:A:423:GLU:CB	1:A:425:LEU:HD13	2.24	0.68
1:B:586:ARG:O	1:B:589:VAL:HG12	1.92	0.68
1:D:62:VAL:O	1:D:66:GLU:HG3	1.94	0.68
1:D:687:GLN:N	1:D:687:GLN:HE21	1.92	0.68
1:D:831:ALA:HB3	1:D:834:LEU:HD12	1.74	0.68
1:A:185:ARG:NH1	1:A:275:TYR:HE2	1.90	0.68
1:A:489:THR:HB	1:A:490:PRO:HD3	1.74	0.68
1:B:725:GLN:NE2	1:B:811:GLY:HA3	2.09	0.68
1:C:686:ASP:OD2	1:C:689:GLY:HA2	1.93	0.68
1:C:782:PRO:O	1:C:785:LEU:HG	1.93	0.68
1:C:980:PHE:O	1:C:984:VAL:HG22	1.94	0.68
1:D:240:LEU:HB2	1:D:246:PHE:CZ	2.29	0.68
1:B:997:SER:O	1:B:1001:ILE:HG22	1.94	0.68
1:D:228:GLN:HE21	1:D:230:LEU:N	1.91	0.68
1:A:710:PRO:O	1:A:831:ALA:HB2	1.93	0.68
1:D:820:GLY:O	1:D:821:VAL:HG23	1.93	0.68
1:A:702:PHE:HZ	1:A:843:VAL:HG13	1.59	0.68
1:B:109:ASN:O	1:B:112:GLN:HB3	1.94	0.68
1:F:600:GLU:HG3	1:F:601:LYS:N	2.09	0.68
1:A:763:ASP:HB3	1:A:768:LYS:HD3	1.74	0.67
1:B:278:ASN:HB3	1:B:613:THR:HB	1.76	0.67
1:B:913:LEU:O	1:B:917:MET:HB2	1.94	0.67
1:D:139:VAL:HG22	1:D:327:TYR:HB3	1.76	0.67
1:E:878:LEU:CD1	2:E:2001:LMT:H31	2.24	0.67
1:E:724:PRO:HA	1:E:810:TYR:HA	1.76	0.67
1:F:498:LYS:CE	1:F:498:LYS:H	2.06	0.67
1:A:745:ILE:O	1:A:749:VAL:HG23	1.95	0.67
1:A:904:VAL:HB	1:A:905:PRO:HD3	1.76	0.67
1:A:906:LEU:HD22	1:A:1015:LEU:HD23	1.75	0.67

*Continued on next page...*

*Continued from previous page...*

Atom-1	Atom-2	Interatomic distance (Å)	Clash overlap (Å)
1:A:127:ILE:O	1:B:113:LEU:HG	1.94	0.67
1:C:402:ILE:CD1	1:C:403:GLY:H	2.07	0.67
1:C:530:GLY:O	1:C:534:ILE:HD13	1.94	0.67
1:C:605:SER:OG	1:C:647:LEU:HD13	1.95	0.67
1:E:278:ASN:HD22	1:E:588:GLN:NE2	1.91	0.67
1:E:981:ILE:O	1:E:985:VAL:HG23	1.94	0.67
1:D:780:MET:HE1	1:F:224:ALA:HB1	1.76	0.67
1:C:407:ASP:OD2	1:C:939:LYS:HE3	1.95	0.67
1:D:637:ARG:HB3	1:D:642:ASN:HB3	1.76	0.67
1:D:692:HIS:CG	1:D:692:HIS:O	2.47	0.67
1:F:830:PRO:HB3	1:F:839:ALA:HB2	1.75	0.67
1:B:10:ILE:HG22	1:C:888:ALA:O	1.95	0.67
1:B:215:SER:HA	1:C:51:GLY:HA3	1.75	0.67
1:F:683:PHE:CE1	1:F:825:GLU:HB2	2.30	0.67
1:A:348:ILE:HD12	1:A:372:VAL:HG11	1.76	0.67
1:C:374:VAL:HG13	1:C:375:VAL:H	1.59	0.67
1:D:655:PHE:CE1	1:D:658:PHE:HB3	2.29	0.67
1:F:573:PHE:HB2	1:F:666:PHE:O	1.95	0.67
1:A:164:ASP:HB2	1:A:165:PRO:HD3	1.75	0.67
1:A:647:LEU:HD23	1:A:647:LEU:O	1.95	0.67
1:A:928:VAL:O	1:A:932:THR:HG22	1.95	0.67
1:B:850:LEU:HD13	1:B:854:VAL:HG12	1.76	0.67
1:C:281:PHE:CE1	1:C:608:SER:HB2	2.29	0.67
1:E:597:TYR:CD2	1:E:598:LEU:HD22	2.30	0.67
1:F:355:MET:SD	1:F:368:PRO:HB2	2.35	0.67
1:F:716:ARG:HH12	1:F:827:LEU:HB2	1.57	0.67
1:B:14:VAL:HG21	1:C:889:ALA:HB2	1.76	0.67
1:B:930:LEU:O	1:B:934:ILE:HG23	1.95	0.67
1:C:480:LEU:O	1:C:484:VAL:HG13	1.94	0.67
1:E:690:VAL:HG12	1:E:694:VAL:HB	1.77	0.67
1:A:228:GLN:CG	1:B:780:MET:HE3	2.24	0.67
1:B:683:PHE:CE1	1:B:825:GLU:HB2	2.29	0.67
1:F:1014:VAL:HG23	1:F:1015:LEU:HD22	1.76	0.67
1:B:76:ARG:HD3	1:B:863:TYR:CE2	2.29	0.67
1:D:578:THR:HG22	1:D:661:ALA:HB2	1.77	0.67
1:F:164:ASP:HB3	1:F:168:ARG:NH2	2.09	0.67
1:A:219:LEU:HD13	1:A:234:ILE:HD11	1.74	0.67
1:A:400:LEU:HD23	1:A:932:THR:HG21	1.76	0.67
1:A:863:TYR:HA	1:A:866:ARG:HB3	1.76	0.67
1:A:909:ILE:HG13	1:A:910:GLY:H	1.59	0.67
1:A:940:ASN:HD22	1:A:973:ILE:HG23	1.60	0.67

*Continued on next page...*

*Continued from previous page...*

Atom-1	Atom-2	Interatomic distance (Å)	Clash overlap (Å)
1:C:254:ASN:HB3	1:C:255:PRO:HD2	1.76	0.67
1:C:30:LEU:HD11	1:C:384:ALA:HB2	1.77	0.67
1:C:52:ALA:HB1	1:C:56:THR:HB	1.76	0.67
1:E:210:GLN:OE1	1:E:249:ILE:HD13	1.96	0.67
1:F:96:GLN:CD	1:F:461:GLY:O	2.33	0.67
1:F:712:LEU:HD23	1:F:715:VAL:HG21	1.76	0.67
1:B:753:TRP:CZ2	1:B:785:LEU:HB3	2.30	0.66
1:F:732:ASP:HB3	1:F:736:SER:HB2	1.75	0.66
1:A:340:VAL:HA	1:A:343:THR:HG23	1.76	0.66
1:C:943:LEU:HD23	1:C:973:ILE:HG12	1.76	0.66
1:D:182:TYR:O	1:D:768:LYS:HD3	1.96	0.66
1:E:164:ASP:HB3	1:E:165:PRO:HD3	1.77	0.66
1:A:218:GLN:HB2	1:A:232:ALA:O	1.94	0.66
1:A:63:GLN:HE21	1:A:817:ARG:NH1	1.94	0.66
1:B:241:GLN:HG2	1:B:762:ILE:O	1.96	0.66
1:F:906:LEU:HA	1:F:909:ILE:HD11	1.77	0.66
1:C:1:MET:H2	2:C:2002:LMT:C6'	2.08	0.66
1:C:788:TRP:O	1:C:800:PHE:HB2	1.96	0.66
1:D:416:VAL:HG12	1:D:420:MET:HE2	1.75	0.66
1:E:184:MET:HG2	1:E:246:PHE:CE2	2.30	0.66
1:A:140:VAL:HG22	1:A:325:TYR:CE1	2.31	0.66
1:A:900:VAL:O	1:A:903:VAL:HG22	1.94	0.66
1:D:303:ALA:HB2	1:D:330:THR:HG21	1.77	0.66
1:F:293:LEU:HD23	1:F:294:ALA:O	1.95	0.66
1:B:154:LEU:O	1:B:158:ILE:HG13	1.95	0.66
1:B:906:LEU:HG	1:B:1015:LEU:HB2	1.76	0.66
1:B:445:ILE:HD13	1:B:939:LYS:CG	2.23	0.66
1:D:845:GLU:OE1	1:D:845:GLU:HA	1.95	0.66
1:E:197:GLN:HE21	1:E:252:LYS:NZ	1.94	0.66
1:E:631:LEU:CD1	1:E:644:VAL:HG22	2.25	0.66
1:E:190:PRO:HB2	1:E:787:LYS:O	1.96	0.66
1:E:830:PRO:HB3	1:E:839:ALA:HB2	1.77	0.66
1:E:977:SER:O	1:E:981:ILE:HG12	1.95	0.66
1:F:240:LEU:HG	1:F:245:GLN:HE21	1.61	0.66
1:A:598:LEU:HD13	1:A:602:GLU:HG3	1.78	0.66
1:A:684:LEU:HD11	1:A:826:ILE:HG13	1.76	0.66
1:B:60:THR:HG22	1:B:61:VAL:HG23	1.78	0.66
1:B:555:MET:HE3	1:B:916:SER:HB2	1.78	0.66
1:D:218:GLN:HB2	1:D:232:ALA:O	1.96	0.66
1:D:40:PRO:HD3	1:D:864:GLU:OE2	1.94	0.66
1:D:423:GLU:HG3	1:D:425:LEU:HD11	1.76	0.66

*Continued on next page...*

*Continued from previous page...*

Atom-1	Atom-2	Interatomic distance (Å)	Clash overlap (Å)
1:E:559:ILE:HD13	1:E:560:PRO:N	2.10	0.66
1:E:576:VAL:HG21	1:E:591:VAL:HG12	1.76	0.66
1:E:786:SER:HA	1:E:801:ASN:HD22	1.60	0.66
1:F:156:ASN:ND2	1:F:182:TYR:H	1.94	0.66
1:B:172:VAL:HG22	1:B:306:ILE:HD11	1.75	0.66
1:E:484:VAL:HG13	1:E:488:LEU:HB3	1.77	0.66
1:E:874:ALA:O	1:E:878:LEU:HG	1.95	0.66
1:F:250:LEU:HG	1:F:261:ARG:CZ	2.25	0.66
1:A:713:GLN:O	1:A:714:ARG:CB	2.44	0.66
1:B:203:VAL:O	1:B:207:ILE:HG13	1.95	0.66
1:C:330:THR:N	1:C:331:PRO:HD2	2.11	0.66
1:C:544:ILE:HD13	1:C:1019:TRP:HZ2	1.61	0.66
1:C:934:ILE:C	1:C:934:ILE:HD13	2.16	0.66
1:D:188:LEU:HA	1:D:266:ALA:HB2	1.78	0.66
1:E:231:ASN:O	1:F:581:GLY:HA2	1.96	0.66
1:F:360:GLN:HB3	1:F:513:PHE:CD2	2.31	0.66
1:F:846:ILE:O	1:F:846:ILE:HG13	1.96	0.66
1:A:713:GLN:O	1:A:714:ARG:HB2	1.95	0.65
1:A:757:TYR:HB2	1:A:771:TYR:CE1	2.31	0.65
1:C:103:ALA:O	1:C:107:VAL:HG23	1.95	0.65
1:C:485:ALA:HA	1:C:489:THR:OG1	1.96	0.65
1:D:406:VAL:O	1:D:410:ILE:HG13	1.97	0.65
1:D:99:ASP:HB3	1:D:102:ILE:HD12	1.78	0.65
1:F:192:LYS:HE2	1:F:264:ASP:O	1.96	0.65
1:F:717:PRO:CA	1:F:826:ILE:HG22	2.24	0.65
1:A:690:VAL:CG2	1:A:694:VAL:HB	2.25	0.65
1:B:293:LEU:HG	1:B:297:ALA:HB3	1.77	0.65
1:C:377:LEU:O	1:C:380:PHE:HB2	1.96	0.65
1:C:156:ASN:HD21	1:C:768:LYS:HE2	1.61	0.65
1:D:987:LEU:HA	1:D:998:GLN:HE21	1.61	0.65
1:A:837:GLY:HA2	1:A:840:MET:HE3	1.78	0.65
1:C:887:LEU:HD13	1:C:900:VAL:HG21	1.79	0.65
1:D:219:LEU:HB2	1:D:232:ALA:H	1.61	0.65
1:C:408:ASP:OD2	1:C:445:ILE:HD11	1.97	0.65
1:D:569:GLN:N	1:D:634:TRP:CH2	2.64	0.65
1:A:61:VAL:O	1:A:64:VAL:HG12	1.96	0.65
1:D:731:ASP:OD2	1:D:734:LYS:HD3	1.96	0.65
1:E:674:LEU:HD11	1:E:861:LEU:HD21	1.77	0.65
1:F:723:GLU:O	1:F:810:TYR:HB2	1.96	0.65
1:D:220:GLY:H	1:D:231:ASN:HA	1.62	0.65
1:F:47:VAL:HG22	1:F:127:ILE:HG23	1.78	0.65

*Continued on next page...*

*Continued from previous page...*

Atom-1	Atom-2	Interatomic distance (Å)	Clash overlap (Å)
1:A:377:LEU:CD1	2:A:1101:LMT:H101	2.26	0.65
1:A:560:PRO:O	1:A:921:SER:HB2	1.96	0.65
1:C:283:GLY:H	1:C:595:ARG:CZ	2.10	0.65
1:D:47:VAL:HG12	1:D:88:MET:HE2	1.77	0.65
1:A:734:LYS:O	1:A:738:LEU:HD13	1.95	0.65
1:B:575:GLN:HE21	1:B:617:PHE:HB2	1.61	0.65
1:B:987:LEU:HD13	1:B:1001:ILE:HD12	1.78	0.65
1:E:347:ALA:O	1:E:351:VAL:HG23	1.96	0.65
1:F:138:MET:SD	1:F:291:ILE:HD11	2.37	0.65
1:F:936:LEU:HD11	1:F:980:PHE:CE2	2.32	0.65
1:E:716:ARG:NH1	1:E:827:LEU:HB3	2.12	0.65
1:E:970:LEU:O	1:E:974:VAL:HG23	1.97	0.65
1:A:13:TRP:HE1	2:A:1102:LMT:H2O2	1.42	0.65
1:A:72:ILE:HD11	1:A:110:LYS:HG2	1.79	0.65
1:A:303:ALA:CB	1:A:330:THR:HG21	2.26	0.65
1:D:466:ILE:HG13	1:D:563:PHE:HE1	1.62	0.65
1:D:713:GLN:HE21	1:D:714:ARG:HG3	1.61	0.65
1:E:11:PHE:CE1	1:E:15:ILE:HD11	2.32	0.65
1:E:680:PHE:CZ	1:E:828:GLY:HA3	2.32	0.65
1:A:478:MET:O	1:A:482:VAL:HG23	1.96	0.64
1:B:971:ARG:HB3	1:B:972:PRO:HD3	1.79	0.64
1:D:78:ILE:HD12	1:D:91:THR:O	1.96	0.64
1:A:498:LYS:H	1:A:499:PRO:HD2	1.61	0.64
1:A:749:VAL:HG13	1:A:753:TRP:CE3	2.31	0.64
1:C:655:PHE:HA	1:C:658:PHE:HB2	1.80	0.64
1:D:56:THR:HG23	1:F:213:GLN:HG2	1.79	0.64
1:D:847:VAL:HG21	1:D:856:TYR:CD2	2.32	0.64
1:D:896:ILE:N	1:D:897:PRO:HD2	2.12	0.64
1:E:469:GLN:O	1:E:473:THR:HG22	1.98	0.64
1:F:310:ILE:HD12	1:F:310:ILE:C	2.17	0.64
1:F:466:ILE:HG13	1:F:467:TYR:N	2.11	0.64
1:F:200:PRO:HG3	1:F:748:THR:HG23	1.79	0.64
1:F:908:VAL:HG12	1:F:912:LEU:HG	1.79	0.64
1:C:414:GLU:OE1	1:C:971:ARG:HD3	1.97	0.64
1:C:987:LEU:HD23	1:C:998:GLN:NE2	2.12	0.64
1:D:910:GLY:HA3	1:D:1011:THR:OG1	1.97	0.64
1:D:115:THR:HA	1:D:118:LEU:HD22	1.77	0.64
1:D:655:PHE:HZ	1:D:660:ASP:HB3	1.62	0.64
1:F:38:ILE:HD11	1:F:674:LEU:HD21	1.78	0.64
1:B:143:VAL:CG2	1:B:281:PHE:HB3	2.26	0.64
1:D:417:GLU:HA	1:D:420:MET:HE3	1.78	0.64

*Continued on next page...*



*Continued from previous page...*

Atom-1	Atom-2	Interatomic distance (Å)	Clash overlap (Å)
1:F:453:PHE:CE2	1:F:474:ILE:HG21	2.32	0.64
1:C:910:GLY:O	1:C:1007:GLY:HA3	1.98	0.64
1:C:149:MET:SD	1:C:318:PRO:HG3	2.37	0.64
1:C:199:THR:HB	1:C:200:PRO:HD2	1.79	0.64
1:C:240:LEU:HG	1:C:245:GLN:HB3	1.79	0.64
1:C:489:THR:HB	1:C:490:PRO:HD3	1.78	0.64
1:D:27:ILE:CG2	2:D:2002:LMT:H41	2.26	0.64
1:E:310:ILE:HG21	1:E:323:VAL:HG21	1.79	0.64
1:A:56:THR:O	1:A:60:THR:CG2	2.43	0.64
1:C:548:ILE:CG2	1:C:909:ILE:HD13	2.28	0.64
1:F:83:ASN:HD22	1:F:83:ASN:N	1.94	0.64
1:B:111:LEU:C	1:B:111:LEU:HD23	2.18	0.64
1:B:326:PRO:HB2	1:B:630:MET:SD	2.38	0.64
1:A:224:ALA:HB1	1:B:780:MET:CE	2.28	0.64
1:C:3:LYS:NZ	2:C:2002:LMT:O3B	2.31	0.64
1:A:17:LEU:HD21	2:A:1102:LMT:H52	1.78	0.64
1:C:410:ILE:C	1:C:410:ILE:HD12	2.18	0.64
1:D:36:PRO:O	1:D:38:ILE:HG23	1.97	0.64
1:E:578:THR:HG22	1:E:661:ALA:HB2	1.80	0.64
1:B:583:SER:HA	1:B:622:GLN:HE21	1.63	0.64
1:C:143:VAL:HG23	1:C:286:ALA:HB2	1.80	0.64
1:C:420:MET:HG2	1:C:500:ILE:HG22	1.80	0.64
1:D:154:LEU:O	1:D:158:ILE:HG12	1.97	0.64
1:D:684:LEU:N	1:D:684:LEU:CD1	2.60	0.64
1:E:157:TYR:OH	1:E:317:MET:HA	1.98	0.64
1:F:187:TRP:HZ3	1:F:773:GLN:HB3	1.63	0.64
1:A:459:PHE:O	1:A:464:GLY:HA3	1.98	0.64
1:A:498:LYS:N	1:A:499:PRO:HD2	2.13	0.64
1:A:943:LEU:HD13	1:A:969:ARG:NH2	2.12	0.64
1:B:30:LEU:HD23	1:B:390:ILE:HD11	1.80	0.64
1:B:314:GLU:HA	1:B:317:MET:HE2	1.79	0.64
1:B:351:VAL:O	1:B:355:MET:HB2	1.98	0.64
1:B:352:PHE:CE1	1:B:365:THR:HG21	2.33	0.64
1:B:45:VAL:O	1:B:88:MET:HE3	1.98	0.64
1:C:277:ILE:HA	1:C:613:THR:O	1.98	0.64
1:C:357:LEU:HD23	1:C:357:LEU:C	2.18	0.64
1:C:435:MET:CE	1:C:435:MET:HA	2.28	0.64
1:D:213:GLN:HB2	1:D:239:ARG:HG3	1.80	0.64
2:F:2001:LMT:O2B	2:F:2001:LMT:C4'	2.45	0.64
1:B:357:LEU:HD11	1:B:516:PHE:CE1	2.33	0.63
1:C:391:ASN:N	1:C:391:ASN:HD22	1.95	0.63

*Continued on next page...*

*Continued from previous page...*

Atom-1	Atom-2	Interatomic distance (Å)	Clash overlap (Å)
1:C:682:LEU:HD21	1:C:826:ILE:HG13	1.80	0.63
1:C:453:PHE:HZ	1:C:932:THR:HB	1.63	0.63
1:D:445:ILE:HD12	1:D:939:LYS:HE3	1.80	0.63
1:D:776:PRO:O	1:D:780:MET:HG2	1.98	0.63
1:E:558:ARG:HB3	1:E:558:ARG:NH1	2.12	0.63
1:E:631:LEU:HD12	1:E:644:VAL:HG22	1.79	0.63
1:E:900:VAL:HG23	1:E:941:ALA:CB	2.26	0.63
1:A:554:TRP:CH2	1:A:558:ARG:HD2	2.33	0.63
1:B:558:ARG:O	1:B:558:ARG:HD2	1.98	0.63
1:D:637:ARG:N	1:D:638:PRO:HD3	2.13	0.63
1:D:958:ILE:HD13	1:D:959:VAL:H	1.62	0.63
1:D:969:ARG:O	1:D:972:PRO:HG2	1.97	0.63
1:E:578:THR:HG21	1:E:590:VAL:HG21	1.81	0.63
1:E:574:ALA:O	1:E:626:MET:HB2	1.97	0.63
1:E:650:ARG:NH1	1:E:650:ARG:HB3	2.12	0.63
1:F:726:TYR:O	1:F:727:LYS:HB2	1.97	0.63
1:F:733:GLU:HG3	1:F:734:LYS:N	2.13	0.63
1:B:247:GLU:HB3	1:B:263:LYS:HB3	1.79	0.63
1:B:445:ILE:O	1:B:445:ILE:HG13	1.98	0.63
1:C:414:GLU:O	1:C:417:GLU:N	2.30	0.63
1:C:858:TRP:HE1	1:C:866:ARG:NH2	1.96	0.63
1:D:999:HIS:O	1:D:1003:THR:HG23	1.98	0.63
1:D:541:TYR:HA	1:D:544:ILE:CG2	2.27	0.63
1:E:411:VAL:HB	1:E:969:ARG:HH22	1.64	0.63
1:F:730:ILE:CD1	1:F:730:ILE:H	2.11	0.63
1:A:462:SER:O	1:A:466:ILE:HG12	1.99	0.63
1:A:578:THR:HB	1:A:579:PRO:HD2	1.80	0.63
1:B:111:LEU:O	1:B:111:LEU:HD23	1.98	0.63
1:B:592:ASP:C	1:B:594:MET:H	2.01	0.63
1:C:448:VAL:O	1:C:452:VAL:HG23	1.99	0.63
1:C:683:PHE:CZ	1:C:825:GLU:HB2	2.34	0.63
1:D:448:VAL:HG22	1:D:886:CYS:HB3	1.80	0.63
1:F:55:GLU:CD	1:F:55:GLU:H	2.01	0.63
1:C:99:ASP:CG	1:C:102:ILE:HG23	2.19	0.63
1:C:699:ARG:HH12	1:C:721:SER:HA	1.63	0.63
1:D:225:VAL:H	1:E:780:MET:HE1	1.64	0.63
1:E:629:ILE:N	1:E:629:ILE:HD12	2.13	0.63
1:A:959:VAL:O	1:A:963:ILE:HG12	1.98	0.63
1:B:367:ILE:HB	1:B:368:PRO:HD3	1.81	0.63
1:C:816:GLU:OE1	1:C:824:MET:HA	1.99	0.63
1:C:548:ILE:HG23	1:C:909:ILE:HD13	1.80	0.63

*Continued on next page...*

*Continued from previous page...*

Atom-1	Atom-2	Interatomic distance (Å)	Clash overlap (Å)
1:D:466:ILE:HG13	1:D:563:PHE:CE1	2.33	0.63
1:D:666:PHE:HB3	1:D:714:ARG:HH22	1.64	0.63
1:E:718:ASN:HB3	1:E:825:GLU:HB3	1.79	0.63
1:F:199:THR:HB	1:F:200:PRO:HD2	1.79	0.63
1:F:568:ASP:OD1	1:F:644:VAL:HG22	1.98	0.63
1:A:638:PRO:O	1:A:642:ASN:HB2	1.99	0.63
1:B:243:ALA:O	1:B:247:GLU:HG3	1.98	0.63
1:B:829:GLU:HB2	1:B:830:PRO:CD	2.27	0.63
1:B:76:ARG:NH2	1:B:96:GLN:OE1	2.31	0.63
1:C:142:VAL:O	1:C:286:ALA:HB1	1.99	0.63
1:C:281:PHE:HE1	1:C:608:SER:HB2	1.64	0.63
1:C:142:VAL:HG21	1:C:321:MET:HE1	1.80	0.63
1:C:412:VAL:O	1:C:416:VAL:HG23	1.99	0.63
1:C:801:ASN:HA	1:C:804:ALA:CB	2.28	0.63
1:D:906:LEU:O	1:D:1011:THR:HB	1.98	0.63
1:E:801:ASN:HA	1:E:804:ALA:HB2	1.79	0.63
1:E:714:ARG:HD2	1:E:829:GLU:CD	2.18	0.63
1:A:760:ASP:HB3	1:A:768:LYS:O	1.98	0.63
1:C:372:VAL:O	1:C:376:LEU:HB2	1.98	0.63
1:C:95:GLU:HG3	1:C:96:GLN:O	1.98	0.63
1:E:420:MET:HE1	1:E:427:PRO:HA	1.81	0.63
1:F:631:LEU:HD11	1:F:644:VAL:HG13	1.80	0.63
1:B:878:LEU:CD1	2:B:2004:LMT:H32	2.28	0.63
1:C:99:ASP:OD1	1:C:102:ILE:HG23	1.99	0.63
1:C:570:GLY:HA2	1:C:631:LEU:HD12	1.80	0.63
1:C:745:ILE:HG22	1:C:790:VAL:HG21	1.81	0.63
1:D:336:SER:O	1:D:340:VAL:HG23	1.98	0.63
1:D:923:ASP:O	1:D:927:GLN:HG3	1.98	0.63
1:E:698:ALA:HB2	1:E:854:VAL:HG21	1.80	0.63
1:E:865:GLU:HA	1:E:868:SER:HB2	1.79	0.63
1:A:663:VAL:HG12	1:A:663:VAL:O	1.99	0.62
1:A:896:ILE:N	1:A:897:PRO:HD2	2.14	0.62
1:B:347:ALA:O	1:B:351:VAL:HG23	1.98	0.62
1:C:262:LEU:HD12	1:C:265:VAL:CG2	2.29	0.62
1:C:47:VAL:HG22	1:C:127:ILE:HG13	1.82	0.62
1:D:310:ILE:C	1:D:312:ASN:H	2.03	0.62
1:D:602:GLU:O	1:D:604:SER:N	2.32	0.62
1:A:344:LEU:HD22	1:A:402:ILE:HD11	1.80	0.62
1:A:56:THR:HG23	1:C:213:GLN:HG2	1.79	0.62
1:A:58:GLN:HA	1:A:62:VAL:HB	1.81	0.62
1:B:970:LEU:O	1:B:974:VAL:HG23	1.99	0.62

*Continued on next page...*

*Continued from previous page...*

Atom-1	Atom-2	Interatomic distance (Å)	Clash overlap (Å)
1:C:790:VAL:HG12	1:C:791:ARG:N	2.13	0.62
1:D:454:LEU:HD12	2:D:2001:LMT:C10	2.26	0.62
1:E:749:VAL:O	1:E:753:TRP:HB2	1.98	0.62
1:F:903:VAL:HG21	1:F:1020:VAL:HG22	1.81	0.62
1:F:680:PHE:CZ	1:F:828:GLY:HA3	2.34	0.62
1:F:987:LEU:HA	1:F:998:GLN:HE21	1.64	0.62
1:A:367:ILE:HB	1:A:368:PRO:HD3	1.80	0.62
1:B:716:ARG:H	1:B:716:ARG:HD3	1.64	0.62
1:B:753:TRP:HZ2	1:B:785:LEU:HB3	1.63	0.62
1:C:102:ILE:O	1:C:106:GLN:HG3	2.00	0.62
1:C:374:VAL:HG13	1:C:375:VAL:N	2.14	0.62
1:C:454:LEU:HB2	1:C:455:PRO:CD	2.29	0.62
1:D:283:GLY:HA2	1:D:595:ARG:NH1	2.14	0.62
1:D:598:LEU:O	1:D:602:GLU:HB2	1.99	0.62
1:A:1009:MET:O	1:A:1013:THR:HG23	1.99	0.62
1:A:47:VAL:HG22	1:A:48:SER:N	2.15	0.62
1:A:947:PHE:HD2	1:A:969:ARG:HD3	1.65	0.62
1:B:192:LYS:O	1:B:265:VAL:HG12	1.99	0.62
1:C:884:PHE:CD1	1:C:897:PRO:HB2	2.34	0.62
1:D:233:THR:O	1:E:725:GLN:HB2	1.99	0.62
1:D:293:LEU:HD11	1:D:302:THR:HG21	1.80	0.62
1:F:187:TRP:HA	1:F:773:GLN:O	1.99	0.62
1:A:240:LEU:HB2	1:A:246:PHE:CE1	2.35	0.62
1:A:498:LYS:H	1:A:499:PRO:CD	2.13	0.62
1:A:584:ALA:N	1:A:622:GLN:HE21	1.98	0.62
1:B:156:ASN:HD21	1:B:768:LYS:NZ	1.98	0.62
1:B:46:GLN:O	1:B:127:ILE:HA	1.99	0.62
1:B:745:ILE:HD13	1:B:790:VAL:HG21	1.82	0.62
1:D:303:ALA:CB	1:D:330:THR:HG21	2.29	0.62
1:E:127:ILE:H	1:E:127:ILE:HD12	1.64	0.62
1:E:575:GLN:HE21	1:E:666:PHE:HZ	1.46	0.62
1:C:341:VAL:O	1:C:344:LEU:HB3	1.98	0.62
1:F:699:ARG:HD2	1:F:824:MET:CE	2.30	0.62
1:A:62:VAL:O	1:A:66:GLU:HG3	1.98	0.62
1:C:390:ILE:HA	1:C:394:THR:HG21	1.81	0.62
1:D:244:GLU:HA	1:D:247:GLU:HG2	1.82	0.62
1:D:344:LEU:HB2	1:D:399:VAL:HG22	1.82	0.62
1:E:191:ALA:O	1:E:193:LEU:N	2.32	0.62
1:F:150:THR:CG2	1:F:152:GLU:HG2	2.28	0.62
1:F:498:LYS:N	1:F:498:LYS:HE3	2.11	0.62
1:F:504:ASP:O	1:F:505:HIS:C	2.38	0.62

*Continued on next page...*

*Continued from previous page...*

Atom-1	Atom-2	Interatomic distance (Å)	Clash overlap (Å)
1:A:983:GLY:O	1:A:986:PRO:HD2	2.00	0.62
1:C:471:SER:O	1:C:475:VAL:HG13	2.00	0.62
1:C:908:VAL:HG13	1:C:930:LEU:CD2	2.29	0.62
1:D:17:LEU:HD21	2:D:2003:LMT:H41	1.81	0.62
1:D:429:GLU:OE1	1:D:432:ARG:HD3	2.00	0.62
1:D:442:LEU:HD12	1:D:442:LEU:H	1.65	0.62
1:B:134:LYS:HZ2	1:B:134:LYS:N	1.94	0.62
1:B:650:ARG:NH1	1:B:650:ARG:HG2	2.14	0.62
1:B:676:ASN:O	1:B:861:LEU:HD12	1.99	0.62
1:D:1031:PHE:CD2	1:D:1031:PHE:N	2.68	0.62
1:E:138:MET:HE3	1:E:306:ILE:HD12	1.82	0.62
1:C:468:ARG:O	1:C:472:ILE:HG22	1.99	0.62
1:C:964:GLU:HA	1:C:964:GLU:OE1	2.00	0.62
2:E:2001:LMT:C12	2:E:2002:LMT:H111	2.29	0.62
1:E:493:CYS:O	1:E:497:LEU:HB2	2.00	0.62
1:E:618:ALA:HB1	1:E:718:ASN:O	2.00	0.62
1:A:468:ARG:HG3	1:A:468:ARG:HH11	1.64	0.61
1:A:569:GLN:H	1:A:634:TRP:HH2	1.48	0.61
1:A:99:ASP:OD2	1:A:102:ILE:HG12	2.00	0.61
1:B:469:GLN:O	1:B:473:THR:HG22	2.00	0.61
1:B:49:TYR:HE2	1:B:60:THR:HG21	1.64	0.61
1:C:118:LEU:O	1:C:123:GLN:NE2	2.33	0.61
1:C:283:GLY:H	1:C:595:ARG:NH2	1.98	0.61
1:C:439:GLN:HG2	2:C:2002:LMT:H6'1	1.82	0.61
1:C:616:ASN:C	1:C:616:ASN:HD22	2.02	0.61
1:C:908:VAL:HG13	1:C:930:LEU:HD22	1.81	0.61
1:D:541:TYR:CA	1:D:544:ILE:HG22	2.30	0.61
1:E:682:LEU:HD12	1:E:856:TYR:HB2	1.82	0.61
1:F:520:PHE:O	1:F:523:THR:HG22	2.00	0.61
1:F:530:GLY:O	1:F:534:ILE:HG13	1.99	0.61
1:B:713:GLN:NE2	1:B:832:PRO:HD3	2.15	0.61
1:C:376:LEU:HA	1:C:379:THR:HG22	1.81	0.61
1:D:218:GLN:HA	1:D:234:ILE:HG13	1.82	0.61
1:C:121:GLU:HA	1:C:124:ARG:NH1	2.15	0.61
1:C:598:LEU:CD2	1:C:606:VAL:HG21	2.30	0.61
1:F:58:GLN:O	1:F:63:GLN:HG3	2.00	0.61
1:F:782:PRO:O	1:F:785:LEU:HG	2.00	0.61
1:F:943:LEU:HB3	1:F:973:ILE:HD11	1.81	0.61
1:A:210:GLN:NE2	1:A:250:LEU:H	1.95	0.61
1:B:243:ALA:O	1:B:268:VAL:HG11	2.00	0.61
1:C:592:ASP:O	1:C:595:ARG:HG3	2.00	0.61

*Continued on next page...*

*Continued from previous page...*

Atom-1	Atom-2	Interatomic distance (Å)	Clash overlap (Å)
1:C:875:LEU:HD21	1:C:931:LEU:HD11	1.81	0.61
1:E:349:LEU:O	1:E:352:PHE:HB3	2.01	0.61
1:F:251:LEU:HB2	1:F:260:VAL:HB	1.82	0.61
1:A:10:ILE:HG23	1:B:894:TRP:CZ2	2.35	0.61
1:A:63:GLN:OE1	1:C:767:VAL:HG23	2.00	0.61
1:C:747:SER:OG	1:C:751:ILE:HD11	2.01	0.61
1:D:10:ILE:HG23	1:E:894:TRP:CZ2	2.35	0.61
1:D:437:GLN:O	1:D:438:ILE:HG12	1.99	0.61
1:D:908:VAL:HG22	1:D:930:LEU:HD11	1.82	0.61
1:D:943:LEU:CD1	1:D:969:ARG:HH21	2.11	0.61
1:E:46:GLN:HG2	1:E:89:THR:OG1	2.01	0.61
1:F:273:GLN:NE2	1:F:769:ARG:HH21	1.98	0.61
1:A:388:PHE:CE2	1:A:472:ILE:HG13	2.35	0.61
1:C:598:LEU:HD23	1:C:606:VAL:HG21	1.83	0.61
1:C:181:GLN:OE1	1:C:766:ARG:HD3	2.01	0.61
1:F:749:VAL:HA	1:F:753:TRP:CE3	2.35	0.61
1:A:39:ALA:HB3	1:A:673:GLU:HG2	1.81	0.61
1:B:115:THR:HA	1:B:118:LEU:HD12	1.82	0.61
1:D:341:VAL:O	1:D:344:LEU:HB3	2.01	0.61
1:E:127:ILE:N	1:E:127:ILE:HD12	2.15	0.61
1:E:895:SER:C	1:E:897:PRO:HD2	2.20	0.61
1:D:699:ARG:O	1:D:702:PHE:N	2.34	0.61
1:D:891:TYR:OH	1:D:942:ILE:HG23	2.00	0.61
1:E:314:GLU:OE2	1:E:323:VAL:HG22	2.01	0.61
1:E:878:LEU:HD13	2:E:2001:LMT:H31	1.83	0.61
1:E:905:PRO:CA	1:E:908:VAL:HG12	2.24	0.61
1:A:616:ASN:HB2	1:A:624:SER:HB3	1.81	0.61
1:D:185:ARG:HH11	1:D:771:TYR:CB	2.13	0.61
1:D:27:ILE:HG23	2:D:2002:LMT:H41	1.81	0.61
1:D:309:THR:O	1:D:312:ASN:HB3	2.01	0.61
1:E:212:VAL:HG22	1:E:213:GLN:H	1.65	0.61
1:E:217:GLY:O	1:E:234:ILE:HG12	2.01	0.61
1:F:503:GLY:C	1:F:505:HIS:H	2.04	0.61
1:B:729:GLU:HB2	1:B:805:THR:CG2	2.31	0.61
1:B:868:SER:HA	1:B:871:GLN:HE21	1.64	0.61
1:C:310:ILE:HD12	1:C:311:ALA:N	2.16	0.61
1:D:605:SER:HA	1:D:637:ARG:HD2	1.83	0.61
1:D:6:ILE:HG22	1:D:6:ILE:O	2.00	0.61
1:A:637:ARG:HG3	1:A:637:ARG:O	2.00	0.60
1:B:499:PRO:O	1:B:500:ILE:HD13	2.01	0.60
1:C:406:VAL:O	1:C:407:ASP:C	2.35	0.60

*Continued on next page...*

*Continued from previous page...*

Atom-1	Atom-2	Interatomic distance (Å)	Clash overlap (Å)
1:D:382:VAL:HG21	1:D:476:SER:OG	2.01	0.60
1:D:543:LEU:O	1:D:547:VAL:HG23	2.01	0.60
1:E:493:CYS:HA	1:E:497:LEU:HD22	1.82	0.60
1:E:690:VAL:HG13	1:E:694:VAL:HB	1.81	0.60
1:A:5:PHE:HB3	1:A:12:ALA:HB2	1.83	0.60
1:B:352:PHE:HE1	1:B:365:THR:HG21	1.65	0.60
1:B:699:ARG:O	1:B:703:LEU:HG	2.01	0.60
1:B:181:GLN:NE2	1:B:768:LYS:HG2	2.16	0.60
1:C:280:GLN:HB2	1:C:611:THR:CG2	2.30	0.60
1:C:391:ASN:ND2	1:C:394:THR:HB	2.17	0.60
1:C:278:ASN:HB2	1:C:613:THR:OG1	2.02	0.60
1:D:388:PHE:CE2	1:D:472:ILE:HG13	2.36	0.60
1:D:895:SER:C	1:D:897:PRO:HD2	2.22	0.60
1:E:1016:ALA:O	1:E:1020:VAL:HG23	2.00	0.60
1:E:47:VAL:HG11	1:E:122:VAL:CG1	2.31	0.60
1:F:722:ASP:HA	1:F:813:PRO:HD3	1.82	0.60
1:F:905:PRO:O	1:F:909:ILE:HG12	2.01	0.60
1:A:15:ILE:O	1:A:19:ILE:HG13	2.00	0.60
1:A:966:CYS:SG	1:A:1021:PRO:HB3	2.41	0.60
1:C:42:ALA:HB3	1:C:132:ALA:HB3	1.83	0.60
1:C:391:ASN:H	1:C:394:THR:CG2	2.13	0.60
1:E:330:THR:OG1	1:E:331:PRO:HD3	2.01	0.60
1:E:223:PRO:HD3	1:F:275:TYR:CD2	2.37	0.60
1:B:438:ILE:HG13	1:B:439:GLN:H	1.65	0.60
1:C:47:VAL:CG2	1:C:127:ILE:HG23	2.31	0.60
1:C:150:THR:HG22	1:C:153:ASP:OD1	2.01	0.60
1:C:705:LEU:HD11	1:C:849:GLN:NE2	2.17	0.60
1:E:368:PRO:HB3	1:E:409:ALA:HB1	1.84	0.60
1:F:596:GLU:O	1:F:600:GLU:HG2	2.00	0.60
1:A:887:LEU:HD13	1:A:900:VAL:CG1	2.32	0.60
1:B:14:VAL:HG13	1:C:885:LEU:HB3	1.83	0.60
1:B:308:GLN:HA	1:B:308:GLN:HE21	1.66	0.60
1:D:545:TYR:HA	1:D:548:ILE:HD12	1.83	0.60
1:D:709:ASN:HD22	1:D:846:ILE:HD11	1.66	0.60
1:E:156:ASN:ND2	1:E:182:TYR:H	1.97	0.60
1:E:683:PHE:HA	1:E:824:MET:O	2.01	0.60
1:F:157:TYR:CE2	1:F:317:MET:HG2	2.37	0.60
1:A:449:LEU:C	1:A:449:LEU:HD13	2.21	0.60
1:A:649:LYS:HA	1:A:652:GLN:CB	2.31	0.60
1:A:830:PRO:HB3	1:A:839:ALA:HB2	1.82	0.60
1:B:222:LEU:HD21	1:C:622:GLN:NE2	2.15	0.60

*Continued on next page...*

*Continued from previous page...*

Atom-1	Atom-2	Interatomic distance (Å)	Clash overlap (Å)
1:C:743:ALA:HB1	1:C:746:ASN:OD1	2.01	0.60
1:C:448:VAL:HG12	1:C:883:VAL:HG13	1.81	0.60
1:D:472:ILE:O	1:D:476:SER:HB2	2.01	0.60
1:F:733:GLU:HG3	1:F:734:LYS:HG2	1.82	0.60
1:E:310:ILE:O	1:E:314:GLU:HG3	2.02	0.60
1:F:102:ILE:O	1:F:106:GLN:HG3	2.00	0.60
1:F:156:ASN:O	1:F:160:SER:HB2	2.01	0.60
1:B:129:VAL:H	1:C:112:GLN:NE2	1.99	0.60
1:D:49:TYR:CE2	1:D:121:GLU:HG3	2.36	0.60
1:D:324:VAL:HG22	1:D:325:TYR:N	2.17	0.60
1:E:276:SER:C	1:E:277:ILE:HD12	2.21	0.60
1:F:99:ASP:O	1:F:102:ILE:HG12	2.02	0.60
1:F:62:VAL:O	1:F:66:GLU:HB2	2.02	0.60
1:F:58:GLN:NE2	1:F:815:LEU:HD12	2.15	0.60
1:A:244:GLU:CD	1:A:244:GLU:H	2.05	0.60
1:A:289:ILE:HD12	1:A:289:ILE:H	1.65	0.60
1:B:386:PHE:CZ	2:B:2003:LMT:H81	2.37	0.60
1:B:47:VAL:HG11	1:B:127:ILE:HG13	1.83	0.60
1:C:833:GLY:O	1:C:834:LEU:HD23	2.01	0.60
1:D:78:ILE:CD1	1:D:92:VAL:HG22	2.30	0.60
1:E:185:ARG:CZ	1:E:771:TYR:HB3	2.32	0.60
2:E:2001:LMT:C12	2:E:2002:LMT:C11	2.80	0.60
1:E:637:ARG:N	1:E:638:PRO:HD3	2.16	0.60
1:E:640:GLY:O	1:E:646:GLU:HG3	2.02	0.60
1:A:605:SER:O	1:A:632:LYS:HG2	2.02	0.60
1:C:665:ALA:O	1:C:714:ARG:NH1	2.35	0.60
1:D:871:GLN:NE2	2:D:2001:LMT:O3B	2.35	0.60
1:C:219:LEU:CG	1:C:234:ILE:HD11	2.30	0.59
1:C:445:ILE:HG13	1:C:446:ALA:N	2.17	0.59
1:C:464:GLY:O	1:C:468:ARG:HB2	2.01	0.59
1:E:78:ILE:HG12	1:E:79:SER:N	2.16	0.59
1:F:367:ILE:HB	1:F:368:PRO:CD	2.31	0.59
1:A:602:GLU:O	1:A:604:SER:N	2.34	0.59
1:C:395:MET:O	1:C:398:MET:HB2	2.01	0.59
1:C:690:VAL:HG22	1:C:694:VAL:HG21	1.85	0.59
1:D:99:ASP:OD1	1:D:101:ASP:HB2	2.02	0.59
1:D:393:LEU:HD11	1:D:466:ILE:HG23	1.83	0.59
1:D:54:ALA:CB	1:D:815:LEU:HD23	2.31	0.59
1:E:143:VAL:HG22	1:E:144:SER:N	2.18	0.59
1:E:366:LEU:O	1:E:370:ILE:HG13	2.01	0.59
1:F:500:ILE:O	1:F:501:GLU:O	2.20	0.59

*Continued on next page...*



*Continued from previous page...*

Atom-1	Atom-2	Interatomic distance (Å)	Clash overlap (Å)
1:A:451:ALA:HB1	1:A:882:VAL:CG1	2.33	0.59
1:B:984:VAL:HG21	1:B:1005:VAL:HG21	1.83	0.59
1:D:243:ALA:O	1:D:268:VAL:HG11	2.02	0.59
1:C:396:PHE:O	1:C:399:VAL:N	2.33	0.59
1:D:524:THR:O	1:D:528:GLU:HG3	2.02	0.59
1:E:643:SER:HB3	1:E:646:GLU:CG	2.31	0.59
1:F:685:GLN:HA	1:F:823:ALA:HB2	1.83	0.59
1:A:27:ILE:HG23	2:A:1101:LMT:H31	1.85	0.59
1:A:560:PRO:HB3	1:A:833:GLY:O	2.03	0.59
1:B:463:THR:HG22	1:B:563:PHE:HE1	1.67	0.59
1:D:228:GLN:NE2	1:D:230:LEU:HB3	2.17	0.59
1:E:60:THR:HG22	1:E:119:PRO:HD3	1.84	0.59
1:E:310:ILE:CG2	1:E:323:VAL:HG21	2.32	0.59
1:E:313:LEU:O	1:E:317:MET:HG3	2.02	0.59
1:E:711:ALA:HA	1:E:834:LEU:CD2	2.33	0.59
1:F:372:VAL:HB	1:F:373:PRO:CD	2.32	0.59
1:B:1020:VAL:N	1:B:1021:PRO:HD2	2.17	0.59
1:B:359:LEU:CD2	1:B:417:GLU:HG2	2.21	0.59
1:B:682:LEU:HD23	1:B:826:ILE:O	2.03	0.59
1:C:544:ILE:HD13	1:C:1019:TRP:CZ2	2.38	0.59
1:D:545:TYR:HB2	1:D:1019:TRP:NE1	2.17	0.59
1:D:247:GLU:O	1:D:262:LEU:HB3	2.02	0.59
1:D:326:PRO:HB3	1:D:610:PHE:HB2	1.83	0.59
1:D:845:GLU:OE1	1:D:848:LYS:HG3	2.02	0.59
1:E:176:GLN:O	1:E:289:ILE:HA	2.02	0.59
1:E:848:LYS:NZ	1:E:848:LYS:HB3	2.17	0.59
1:F:912:LEU:HD23	1:F:926:PHE:HZ	1.68	0.59
1:A:534:ILE:HG23	1:A:541:TYR:CD2	2.37	0.59
1:B:250:LEU:HD23	1:B:261:ARG:HA	1.84	0.59
1:B:188:LEU:HA	1:B:266:ALA:HB2	1.85	0.59
1:D:332:VAL:HG21	1:D:569:GLN:HG2	1.84	0.59
1:D:45:VAL:HA	1:D:128:ARG:O	2.02	0.59
1:D:684:LEU:H	1:D:684:LEU:CD1	2.15	0.59
1:E:641:GLU:HG2	1:E:642:ASN:ND2	2.17	0.59
1:E:727:LYS:O	1:E:727:LYS:HG2	2.03	0.59
1:E:732:ASP:CG	1:E:733:GLU:H	2.05	0.59
1:E:414:GLU:HG2	1:E:972:PRO:HG3	1.84	0.59
1:F:38:ILE:HG12	1:F:38:ILE:O	2.03	0.59
1:F:46:GLN:O	1:F:128:ARG:HG2	2.03	0.59
1:A:121:GLU:CD	1:A:121:GLU:H	2.06	0.59
1:A:1:MET:O	1:A:4:PHE:HB3	2.03	0.59

*Continued on next page...*

*Continued from previous page...*

Atom-1	Atom-2	Interatomic distance (Å)	Clash overlap (Å)
1:A:515:TRP:CZ2	1:A:519:MET:HG3	2.38	0.59
1:A:969:ARG:O	1:A:973:ILE:HG12	2.03	0.59
1:B:637:ARG:N	1:B:638:PRO:HD3	2.16	0.59
1:B:687:GLN:OE1	1:B:821:VAL:HG21	2.02	0.59
1:C:420:MET:HG3	1:C:425:LEU:O	2.03	0.59
1:D:568:ASP:HB3	1:D:634:TRP:CH2	2.38	0.59
1:D:685:GLN:HG3	1:D:687:GLN:HE22	1.67	0.59
1:D:770:VAL:HG13	1:D:770:VAL:O	2.03	0.59
1:E:717:PRO:HA	1:E:826:ILE:HA	1.84	0.59
1:F:23:GLY:O	1:F:27:ILE:HG13	2.02	0.59
1:F:650:ARG:O	1:F:653:MET:N	2.36	0.59
1:F:99:ASP:HB3	1:F:102:ILE:HG12	1.83	0.59
1:A:253:VAL:HA	1:A:259:GLN:HA	1.84	0.59
1:A:298:ASN:O	1:A:302:THR:CG2	2.49	0.59
1:A:702:PHE:CZ	1:A:843:VAL:HG13	2.37	0.59
1:B:229:GLN:HB3	1:C:586:ARG:NH2	2.17	0.59
1:B:575:GLN:NE2	1:B:617:PHE:HB2	2.18	0.59
1:C:326:PRO:CB	1:C:610:PHE:HB2	2.33	0.59
1:C:884:PHE:CE1	1:C:897:PRO:HB2	2.38	0.59
1:D:155:SER:HB3	1:D:180:SER:O	2.03	0.59
1:E:45:VAL:O	1:E:89:THR:HA	2.03	0.59
1:F:504:ASP:OD2	1:F:504:ASP:O	2.20	0.59
1:A:492:LEU:HD22	1:A:496:MET:CE	2.33	0.59
1:A:837:GLY:HA2	1:A:840:MET:CE	2.32	0.59
1:B:262:LEU:O	1:B:265:VAL:HG22	2.03	0.59
1:B:273:GLN:NE2	1:B:769:ARG:HH11	1.98	0.59
1:C:347:ALA:HB1	1:C:402:ILE:HG12	1.85	0.59
1:B:209:ALA:HB2	1:C:742:LEU:HD23	1.84	0.59
1:D:356:TYR:HB2	1:D:365:THR:HG21	1.85	0.59
1:D:404:LEU:HB3	1:D:478:MET:CE	2.33	0.59
1:E:689:GLY:O	1:E:691:GLY:N	2.36	0.59
1:E:755:SER:HA	1:E:773:GLN:HB3	1.85	0.59
1:E:938:ALA:O	1:E:942:ILE:HG13	2.03	0.59
1:E:222:LEU:HD12	1:F:276:SER:HA	1.85	0.59
1:F:410:ILE:C	1:F:410:ILE:HD12	2.23	0.59
1:F:417:GLU:HA	1:F:417:GLU:OE2	2.02	0.59
1:F:711:ALA:O	1:F:831:ALA:HB2	2.02	0.59
1:F:731:ASP:OD2	1:F:733:GLU:HG2	2.03	0.59
1:F:950:GLU:O	1:F:954:GLN:HG2	2.02	0.59
1:C:1:MET:N	2:C:2002:LMT:H6D	2.17	0.58
1:C:367:ILE:CB	1:C:368:PRO:HD3	2.21	0.58

*Continued on next page...*

*Continued from previous page...*

Atom-1	Atom-2	Interatomic distance (Å)	Clash overlap (Å)
1:C:479:ALA:O	1:C:483:ILE:HG12	2.03	0.58
1:D:157:TYR:O	1:D:161:ASN:ND2	2.32	0.58
1:D:534:ILE:HG22	1:D:1022:LEU:HD23	1.83	0.58
1:E:65:ILE:HD11	1:E:118:LEU:HD21	1.85	0.58
1:E:139:VAL:HG22	1:E:327:TYR:HB3	1.84	0.58
1:E:413:VAL:HG22	1:E:493:CYS:SG	2.42	0.58
1:E:713:GLN:HE21	1:E:714:ARG:NE	2.00	0.58
1:F:573:PHE:O	1:F:665:ALA:HA	2.03	0.58
1:A:360:GLN:HG2	1:A:513:PHE:CD1	2.38	0.58
1:B:187:TRP:HB3	1:B:775:ARG:HA	1.85	0.58
1:C:453:PHE:CE2	1:C:474:ILE:HG21	2.38	0.58
1:E:414:GLU:HG3	1:E:415:ASN:N	2.18	0.58
1:E:55:GLU:HG2	1:E:815:LEU:HD11	1.85	0.58
1:F:187:TRP:CZ3	1:F:773:GLN:HB3	2.38	0.58
1:A:188:LEU:HD13	1:A:772:LEU:HD11	1.85	0.58
1:C:910:GLY:O	1:C:1007:GLY:CA	2.51	0.58
1:C:318:PRO:HD2	1:C:321:MET:SD	2.42	0.58
1:C:402:ILE:CD1	1:C:403:GLY:N	2.65	0.58
1:E:360:GLN:HG2	1:E:513:PHE:CE2	2.38	0.58
1:E:65:ILE:CD1	1:E:118:LEU:HD21	2.32	0.58
1:E:900:VAL:O	1:E:903:VAL:HG22	2.03	0.58
1:F:314:GLU:CA	1:F:317:MET:HE3	2.32	0.58
1:F:587:THR:OG1	1:F:623:SER:HA	2.03	0.58
1:A:361:ASN:HB3	1:A:364:ALA:HB3	1.84	0.58
1:B:507:GLU:HG2	1:B:521:LEU:HD22	1.84	0.58
1:B:58:GLN:NE2	1:B:817:ARG:HH11	2.01	0.58
1:B:951:LEU:HD11	1:B:968:MET:CE	2.32	0.58
1:E:191:ALA:C	1:E:193:LEU:H	2.06	0.58
1:E:683:PHE:HB3	1:E:823:ALA:HB1	1.85	0.58
1:E:792:ASN:ND2	1:E:796:GLU:HB2	2.18	0.58
1:A:372:VAL:HA	1:A:405:LEU:HD21	1.85	0.58
1:A:598:LEU:HD12	1:A:606:VAL:HG21	1.86	0.58
1:A:726:TYR:HD1	1:A:808:TRP:CE2	2.21	0.58
1:B:111:LEU:C	1:B:111:LEU:CD2	2.72	0.58
1:B:178:PHE:HB3	2:B:2001:LMT:C5	2.34	0.58
1:B:298:ASN:HD21	1:B:300:LEU:HB2	1.69	0.58
1:B:298:ASN:ND2	1:B:301:ASP:H	1.91	0.58
1:B:98:THR:O	1:B:100:PRO:HD3	2.04	0.58
1:C:747:SER:O	1:C:751:ILE:HG13	2.04	0.58
1:D:43:ILE:HA	1:D:130:THR:O	2.03	0.58
1:D:669:PRO:HD3	1:D:677:ALA:N	2.19	0.58

*Continued on next page...*

*Continued from previous page...*

Atom-1	Atom-2	Interatomic distance (Å)	Clash overlap (Å)
1:E:24:GLY:O	1:E:27:ILE:HG12	2.04	0.58
1:E:552:MET:SD	1:E:908:VAL:HG11	2.44	0.58
1:F:201:GLY:O	1:F:204:SER:N	2.28	0.58
1:F:27:ILE:CG2	1:F:27:ILE:O	2.51	0.58
1:B:143:VAL:HG11	1:B:281:PHE:CD2	2.39	0.58
1:B:367:ILE:HD12	1:B:367:ILE:H	1.69	0.58
1:B:357:LEU:HD11	1:B:516:PHE:CD1	2.39	0.58
1:C:638:PRO:HD2	1:C:642:ASN:ND2	2.18	0.58
1:D:31:PRO:O	1:D:389:SER:HB2	2.01	0.58
1:E:420:MET:CE	1:E:427:PRO:HA	2.34	0.58
1:F:207:ILE:HG22	1:F:759:ASN:ND2	2.18	0.58
1:F:58:GLN:HE22	1:F:815:LEU:CD1	2.14	0.58
1:A:895:SER:C	1:A:897:PRO:HD2	2.24	0.58
2:B:2001:LMT:O2'	2:B:2001:LMT:H11	2.02	0.58
1:B:364:ALA:CA	1:B:497:LEU:HD11	2.32	0.58
1:B:838:ASP:O	1:B:841:ALA:HB3	2.04	0.58
1:B:847:VAL:HG11	1:B:856:TYR:CD2	2.38	0.58
1:C:422:GLU:HG2	1:C:505:HIS:NE2	2.18	0.58
1:C:5:PHE:CD2	1:C:487:ILE:HG23	2.39	0.58
1:D:789:TYR:CZ	1:D:799:PRO:HB3	2.39	0.58
1:F:745:ILE:HG22	1:F:790:VAL:HG11	1.86	0.58
1:B:139:VAL:HG13	1:B:327:TYR:HB3	1.85	0.58
1:C:1:MET:CB	2:C:2002:LMT:H6D	2.33	0.58
1:C:367:ILE:HB	1:C:368:PRO:CD	2.26	0.58
1:C:524:THR:HG22	1:C:970:LEU:HD12	1.85	0.58
1:C:684:LEU:O	1:C:823:ALA:HB1	2.03	0.58
1:D:119:PRO:HB2	1:D:122:VAL:HG23	1.86	0.58
1:D:197:GLN:HA	1:D:797:MET:SD	2.44	0.58
1:B:539:ALA:HB3	1:B:540:PRO:CD	2.34	0.58
1:C:1009:MET:HE2	1:C:1012:ALA:HB3	1.86	0.58
1:C:890:LEU:HD22	1:C:890:LEU:O	2.04	0.58
1:D:336:SER:HA	1:D:993:ALA:O	2.04	0.58
1:D:757:TYR:HE1	1:D:769:ARG:HB3	1.69	0.58
1:E:879:SER:O	1:E:883:VAL:HG13	2.04	0.58
1:E:910:GLY:HA3	1:E:1011:THR:HG21	1.86	0.58
1:E:556:PHE:CE1	1:E:912:LEU:HD21	2.39	0.58
1:F:151:LYS:HB2	1:F:152:GLU:OE2	2.03	0.58
1:F:65:ILE:O	1:F:69:MET:HG2	2.03	0.58
1:B:249:ILE:HD11	1:B:262:LEU:HD12	1.84	0.58
1:B:152:GLU:OE1	1:B:272:GLY:HA3	2.03	0.58
1:B:781:ASN:H	1:B:784:ASP:CG	2.07	0.58

*Continued on next page...*

*Continued from previous page...*

Atom-1	Atom-2	Interatomic distance (Å)	Clash overlap (Å)
1:D:49:TYR:CZ	1:D:121:GLU:HG3	2.39	0.58
2:E:2001:LMT:C12	2:E:2002:LMT:H122	2.34	0.58
1:E:594:MET:O	1:E:598:LEU:HD23	2.04	0.58
1:F:685:GLN:HE21	1:F:857:SER:CB	2.14	0.58
1:A:240:LEU:HD22	1:A:245:GLN:HB3	1.85	0.57
1:A:800:PHE:HA	1:A:803:PHE:CZ	2.38	0.57
1:B:898:PHE:O	1:B:902:LEU:HG	2.03	0.57
1:C:785:LEU:HD13	1:C:800:PHE:CE2	2.39	0.57
1:C:943:LEU:HB3	1:C:973:ILE:HD11	1.85	0.57
1:E:314:GLU:N	1:E:315:PRO:HD2	2.19	0.57
1:F:920:LEU:CD2	1:F:1000:ALA:HA	2.33	0.57
1:F:306:ILE:HD13	1:F:306:ILE:O	2.04	0.57
1:F:433:LYS:HG2	1:F:437:GLN:NE2	2.19	0.57
1:F:928:VAL:O	1:F:932:THR:CG2	2.50	0.57
1:A:112:GLN:HG3	1:B:112:GLN:CD	2.24	0.57
1:C:343:THR:O	1:C:346:GLU:N	2.32	0.57
1:C:52:ALA:HB1	1:C:56:THR:CB	2.34	0.57
1:C:595:ARG:O	1:C:599:LEU:HB2	2.04	0.57
1:F:388:PHE:CD1	1:F:472:ILE:HG21	2.39	0.57
1:F:83:ASN:ND2	1:F:814:LYS:HG3	2.20	0.57
1:B:951:LEU:HD11	1:B:968:MET:HE3	1.84	0.57
1:C:372:VAL:HG13	1:C:376:LEU:HD22	1.85	0.57
1:C:896:ILE:HG13	1:C:945:VAL:CG1	2.34	0.57
1:D:1002:GLY:O	1:D:1006:ILE:HG13	2.03	0.57
1:D:488:LEU:HD22	1:D:492:LEU:CD1	2.34	0.57
1:A:742:LEU:N	1:A:742:LEU:HD12	2.19	0.57
1:A:931:LEU:C	1:A:933:THR:H	2.08	0.57
1:C:501:GLU:O	1:C:504:ASP:HB2	2.04	0.57
1:C:184:MET:HB3	1:C:770:VAL:HG22	1.85	0.57
1:F:549:VAL:O	1:F:552:MET:HB3	2.05	0.57
1:F:872:ALA:HB1	1:F:876:TYR:CE2	2.39	0.57
1:F:548:ILE:HG21	1:F:909:ILE:HD13	1.87	0.57
1:A:133:VAL:HG11	1:A:135:ASN:OD1	2.04	0.57
1:A:584:ALA:HB2	1:A:622:GLN:CB	2.35	0.57
1:B:584:ALA:H	1:B:622:GLN:NE2	2.02	0.57
1:C:563:PHE:CE2	1:C:564:LEU:HD23	2.40	0.57
1:C:563:PHE:CG	1:C:564:LEU:HD23	2.39	0.57
1:D:53:SER:O	1:D:57:VAL:HG12	2.05	0.57
1:A:766:ARG:O	1:A:768:LYS:HD2	2.05	0.57
1:A:78:ILE:HG22	1:A:819:ASN:HD22	1.70	0.57
1:B:576:VAL:HG21	1:B:591:VAL:HG12	1.87	0.57

*Continued on next page...*

*Continued from previous page...*

Atom-1	Atom-2	Interatomic distance (Å)	Clash overlap (Å)
1:C:966:CYS:SG	1:C:1021:PRO:CG	2.92	0.57
1:C:22:ALA:HA	2:C:2001:LMT:H12	1.86	0.57
1:C:281:PHE:CD2	1:C:324:VAL:HG21	2.39	0.57
1:C:136:PHE:CD1	1:C:290:ALA:HB1	2.39	0.57
1:C:506:GLY:O	1:C:507:GLU:HB2	2.03	0.57
1:D:950:GLU:O	1:D:953:GLU:HB3	2.04	0.57
1:E:241:GLN:HG2	1:E:762:ILE:O	2.05	0.57
1:D:228:GLN:HG2	1:E:780:MET:HE3	1.86	0.57
1:F:849:GLN:O	1:F:850:LEU:HD12	2.04	0.57
1:A:749:VAL:HG13	1:A:753:TRP:CZ3	2.40	0.57
1:A:757:TYR:CE1	1:A:769:ARG:HG2	2.40	0.57
1:A:75:LEU:HD23	1:A:75:LEU:C	2.25	0.57
1:C:1007:GLY:O	1:C:1010:VAL:N	2.31	0.57
1:C:668:PRO:HB2	1:C:672:LEU:CD2	2.35	0.57
1:C:552:MET:SD	1:C:908:VAL:HB	2.44	0.57
1:C:909:ILE:HG13	1:C:910:GLY:H	1.69	0.57
1:E:413:VAL:HA	1:E:493:CYS:SG	2.44	0.57
1:E:578:THR:HB	1:E:579:PRO:HD2	1.86	0.57
1:B:595:ARG:NH1	1:B:595:ARG:HG2	2.18	0.57
1:B:562:ALA:O	1:B:923:ASP:HA	2.04	0.57
1:C:142:VAL:HG22	1:C:154:LEU:HD22	1.86	0.57
1:C:1:MET:O	1:C:4:PHE:HB3	2.05	0.57
1:C:189:ASP:HA	1:C:775:ARG:HD3	1.87	0.57
1:D:407:ASP:O	1:D:410:ILE:HB	2.05	0.57
1:D:541:TYR:C	1:D:544:ILE:HG22	2.25	0.57
1:D:936:LEU:HD12	1:D:980:PHE:CD2	2.39	0.57
1:E:542:LEU:HD21	1:E:1022:LEU:HD22	1.86	0.57
1:E:212:VAL:HG22	1:E:213:GLN:N	2.19	0.57
1:E:561:THR:HG22	1:E:922:ASN:ND2	2.19	0.57
1:F:47:VAL:HG12	1:F:48:SER:H	1.68	0.57
1:F:753:TRP:HE1	1:F:785:LEU:HB3	1.70	0.57
1:F:896:ILE:HG13	1:F:945:VAL:CG1	2.35	0.57
1:A:555:MET:HB2	1:A:912:LEU:HD13	1.87	0.57
1:B:46:GLN:HA	1:B:88:MET:HE3	1.86	0.57
1:C:1:MET:H3	2:C:2002:LMT:C6'	2.08	0.57
1:C:324:VAL:HG23	1:C:326:PRO:HD3	1.85	0.57
1:D:213:GLN:NE2	1:D:239:ARG:H	2.02	0.57
1:D:423:GLU:O	1:D:425:LEU:HD12	2.05	0.57
1:A:831:ALA:HB3	1:A:834:LEU:CD1	2.35	0.57
1:B:559:ILE:HD11	1:B:921:SER:HA	1.87	0.57
1:C:127:ILE:HD12	1:C:127:ILE:N	2.18	0.57

*Continued on next page...*

*Continued from previous page...*

Atom-1	Atom-2	Interatomic distance (Å)	Clash overlap (Å)
1:C:432:ARG:HG2	1:C:432:ARG:HH11	1.69	0.57
1:C:872:ALA:HB3	1:C:873:PRO:HD3	1.86	0.57
1:D:1024:TYR:O	1:D:1028:SER:CB	2.51	0.57
1:D:729:GLU:HB3	1:D:805:THR:O	2.05	0.57
1:A:465:VAL:O	1:A:469:GLN:HG2	2.04	0.56
1:A:498:LYS:N	1:A:499:PRO:CD	2.68	0.56
1:A:622:GLN:HB2	1:C:231:ASN:ND2	2.20	0.56
1:A:604:SER:O	1:A:632:LYS:HD2	2.05	0.56
1:A:658:PHE:HD2	1:A:660:ASP:HB3	1.70	0.56
1:A:791:ARG:HE	1:A:797:MET:HE1	1.70	0.56
1:B:595:ARG:HH11	1:B:595:ARG:CG	2.16	0.56
1:B:695:LEU:O	1:B:698:ALA:HB3	2.05	0.56
1:C:254:ASN:HB3	1:C:255:PRO:CD	2.35	0.56
1:D:18:VAL:CG1	2:E:2002:LMT:C12	2.83	0.56
1:D:380:PHE:CD1	1:D:398:MET:HE1	2.40	0.56
1:A:415:ASN:ND2	1:A:418:ARG:HH21	2.03	0.56
1:B:60:THR:CG2	1:B:119:PRO:HG3	2.34	0.56
1:B:339:GLU:HG3	1:B:998:GLN:OE1	2.05	0.56
1:C:456:MET:HG3	1:C:471:SER:OG	2.05	0.56
1:D:18:VAL:HG11	2:E:2002:LMT:H112	1.87	0.56
1:F:1011:THR:HB	1:F:1015:LEU:HD23	1.86	0.56
1:A:72:ILE:HD11	1:A:110:LYS:CG	2.35	0.56
1:A:448:VAL:HG21	1:A:890:LEU:HD12	1.86	0.56
1:A:701:LYS:O	1:A:705:LEU:HB2	2.05	0.56
1:B:282:ASN:CA	1:B:595:ARG:HD2	2.35	0.56
1:C:347:ALA:O	1:C:351:VAL:HG23	2.05	0.56
1:C:382:VAL:HG12	1:C:472:ILE:HD11	1.88	0.56
1:C:910:GLY:O	1:C:1007:GLY:C	2.44	0.56
1:D:64:VAL:CG2	1:D:118:LEU:HD11	2.34	0.56
1:D:871:GLN:HE21	2:D:2001:LMT:C4B	2.18	0.56
1:D:988:ALA:O	1:D:989:ILE:HG13	2.03	0.56
1:E:420:MET:HE1	1:E:427:PRO:CA	2.35	0.56
1:E:83:ASN:ND2	1:E:620:ARG:HD3	2.21	0.56
1:E:445:ILE:CD1	1:E:939:LYS:HE3	2.35	0.56
1:F:981:ILE:HG23	1:F:1006:ILE:CD1	2.35	0.56
2:A:1102:LMT:O5B	2:A:1102:LMT:H6D	2.06	0.56
1:B:367:ILE:N	1:B:367:ILE:HD12	2.21	0.56
1:B:592:ASP:C	1:B:594:MET:N	2.58	0.56
1:D:219:LEU:HB2	1:D:232:ALA:N	2.20	0.56
1:D:789:TYR:CE2	1:D:799:PRO:HB3	2.41	0.56
1:E:134:LYS:HZ2	1:E:134:LYS:HB2	1.70	0.56

*Continued on next page...*

*Continued from previous page...*

Atom-1	Atom-2	Interatomic distance (Å)	Clash overlap (Å)
1:F:142:VAL:HG13	1:F:154:LEU:HD22	1.86	0.56
1:F:321:MET:O	1:F:322:LYS:C	2.43	0.56
1:F:544:ILE:HD11	1:F:1019:TRP:CZ2	2.40	0.56
1:A:169:THR:O	1:A:170:LYS:C	2.44	0.56
1:A:281:PHE:O	1:A:282:ASN:HB2	2.05	0.56
1:B:338:HIS:C	1:B:340:VAL:H	2.06	0.56
1:B:549:VAL:O	1:B:552:MET:N	2.37	0.56
1:B:633:PRO:HB3	1:B:635:GLU:OE2	2.06	0.56
1:B:741:SER:O	1:B:742:LEU:HB2	2.05	0.56
1:C:339:GLU:O	1:C:342:LYS:N	2.38	0.56
1:C:545:TYR:CE1	1:C:1023:PHE:HZ	2.23	0.56
1:B:225:VAL:HG22	1:C:780:MET:SD	2.45	0.56
1:C:418:ARG:HD2	1:C:968:MET:HE2	1.87	0.56
1:D:172:VAL:HG23	1:D:291:ILE:HG23	1.87	0.56
1:E:431:ALA:CB	1:E:494:ALA:HB2	2.35	0.56
1:F:38:ILE:HD12	1:F:671:VAL:HG11	1.87	0.56
1:F:903:VAL:HG22	1:F:1020:VAL:HG22	1.86	0.56
1:A:881:LEU:HD23	1:A:881:LEU:O	2.05	0.56
1:A:528:GLU:OE1	1:A:967:ARG:HD3	2.06	0.56
1:B:489:THR:OG1	1:B:490:PRO:HD3	2.06	0.56
1:D:405:LEU:C	1:D:405:LEU:CD1	2.72	0.56
1:E:132:ALA:O	1:E:134:LYS:HE3	2.04	0.56
1:E:298:ASN:O	1:E:302:THR:HG23	2.06	0.56
1:E:956:LYS:NZ	1:E:964:GLU:OE2	2.38	0.56
1:F:445:ILE:HG13	1:F:446:ALA:N	2.20	0.56
1:F:693:GLU:O	1:F:697:GLN:HG2	2.04	0.56
1:F:890:LEU:HD23	1:F:891:TYR:CE2	2.41	0.56
1:A:1013:THR:O	1:A:1017:ILE:HG23	2.05	0.56
1:A:250:LEU:HD11	1:A:259:GLN:HB2	1.88	0.56
1:A:878:LEU:HD21	1:C:25:LEU:HD11	1.87	0.56
1:B:462:SER:HB2	1:B:864:GLU:OE1	2.05	0.56
1:C:361:ASN:O	1:C:364:ALA:N	2.39	0.56
1:C:660:ASP:O	1:C:661:ALA:HB2	2.06	0.56
1:C:929:GLY:HA2	1:C:932:THR:HG23	1.86	0.56
1:C:936:LEU:HD13	1:C:1009:MET:HB2	1.87	0.56
1:D:1009:MET:O	1:D:1013:THR:CG2	2.53	0.56
1:F:884:PHE:CD1	1:F:897:PRO:HB2	2.41	0.56
1:A:250:LEU:HD13	1:A:261:ARG:NH1	2.20	0.56
1:A:472:ILE:HD13	1:A:473:THR:N	2.20	0.56
1:C:237:LYS:C	1:C:238:THR:HG23	2.25	0.56
1:C:897:PRO:O	1:C:901:MET:HG2	2.06	0.56

*Continued on next page...*



*Continued from previous page...*

Atom-1	Atom-2	Interatomic distance (Å)	Clash overlap (Å)
1:C:452:VAL:HG11	1:C:934:ILE:HG23	1.88	0.56
1:D:140:VAL:HB	1:D:289:ILE:HG13	1.87	0.56
2:E:2001:LMT:H123	2:E:2002:LMT:C11	2.33	0.56
1:E:632:LYS:HG2	1:E:637:ARG:HD3	1.88	0.56
1:F:159:VAL:CG2	1:F:177:VAL:HG11	2.35	0.56
1:F:33:ASN:O	1:F:391:ASN:HA	2.06	0.56
1:A:644:VAL:HG13	1:A:645:PHE:H	1.71	0.56
1:B:754:GLY:O	1:B:755:SER:CB	2.52	0.56
1:D:112:GLN:HG3	1:E:112:GLN:CD	2.26	0.56
1:D:284:SER:HB2	1:D:285:PRO:HD2	1.87	0.56
1:D:319:GLN:H	1:D:319:GLN:CD	2.09	0.56
1:D:404:LEU:CD2	1:D:936:LEU:HG	2.35	0.56
1:E:441:ALA:O	1:E:445:ILE:HG23	2.06	0.56
1:B:10:ILE:CG2	1:C:888:ALA:O	2.54	0.56
1:B:542:LEU:O	1:B:545:TYR:HB3	2.06	0.56
1:C:336:SER:O	1:C:340:VAL:HG12	2.06	0.56
1:C:187:TRP:HB3	1:C:775:ARG:HA	1.87	0.56
1:C:896:ILE:HD12	1:C:896:ILE:N	2.20	0.56
1:E:994:GLY:O	1:E:998:GLN:HG3	2.06	0.56
1:F:830:PRO:CB	1:F:839:ALA:HB2	2.36	0.56
1:A:253:VAL:HG13	1:A:258:SER:O	2.06	0.56
1:A:350:LEU:HD12	1:A:982:LEU:HG	1.88	0.56
1:A:78:ILE:CG2	1:A:819:ASN:HA	2.36	0.56
1:B:906:LEU:HG	1:B:1015:LEU:CB	2.35	0.56
1:C:186:ILE:HG12	1:C:268:VAL:HG22	1.87	0.56
1:C:34:GLN:O	1:C:391:ASN:HB2	2.06	0.56
1:C:469:GLN:O	1:C:473:THR:HG23	2.06	0.56
1:C:881:LEU:HD22	1:C:885:LEU:HD11	1.86	0.56
1:C:912:LEU:HD23	1:C:926:PHE:CZ	2.35	0.56
1:D:423:GLU:O	1:D:424:GLY:O	2.24	0.56
1:E:682:LEU:HD22	1:E:858:TRP:CZ3	2.41	0.56
1:E:905:PRO:O	1:E:908:VAL:HG12	2.06	0.56
1:E:535:LEU:HD13	1:E:959:VAL:HG23	1.87	0.56
1:F:435:MET:HE1	1:F:438:ILE:HD11	1.88	0.56
1:F:849:GLN:C	1:F:850:LEU:HD12	2.26	0.56
1:F:900:VAL:HG23	1:F:901:MET:N	2.20	0.56
1:A:584:ALA:H	1:A:622:GLN:NE2	2.01	0.55
1:B:140:VAL:HB	1:B:289:ILE:HD12	1.87	0.55
1:B:338:HIS:O	1:B:340:VAL:N	2.37	0.55
1:B:712:LEU:HD21	1:B:842:ALA:HB3	1.89	0.55
1:C:15:ILE:HG13	1:C:16:ALA:N	2.21	0.55

*Continued on next page...*

*Continued from previous page...*

Atom-1	Atom-2	Interatomic distance (Å)	Clash overlap (Å)
1:C:418:ARG:HH21	1:C:419:VAL:CG2	2.18	0.55
1:C:839:ALA:O	1:C:843:VAL:HG23	2.06	0.55
1:C:971:ARG:N	1:C:972:PRO:HD2	2.21	0.55
1:D:435:MET:O	1:D:437:GLN:O	2.23	0.55
1:D:485:ALA:O	1:D:490:PRO:HD3	2.05	0.55
1:D:844:GLU:C	1:D:847:VAL:HG12	2.27	0.55
1:F:692:HIS:O	1:F:696:LEU:HG	2.06	0.55
1:A:687:GLN:NE2	1:A:821:VAL:HG21	2.21	0.55
1:C:592:ASP:HA	1:C:595:ARG:HG2	1.88	0.55
1:D:371:ALA:O	1:D:374:VAL:N	2.39	0.55
1:D:578:THR:HB	1:D:579:PRO:HD2	1.89	0.55
1:D:830:PRO:HB3	1:D:839:ALA:HB2	1.88	0.55
1:F:410:ILE:HD13	1:F:975:MET:HE3	1.88	0.55
1:F:520:PHE:HA	1:F:523:THR:HG22	1.88	0.55
1:F:537:HIS:O	1:F:538:ARG:C	2.45	0.55
1:A:225:VAL:H	1:B:780:MET:HE1	1.71	0.55
1:A:282:ASN:O	1:A:595:ARG:HD3	2.06	0.55
1:A:145:THR:HB	1:A:320:GLY:HA2	1.87	0.55
1:A:456:MET:CE	1:A:931:LEU:HD12	2.36	0.55
1:A:46:GLN:HG2	1:A:89:THR:HG23	1.88	0.55
1:B:172:VAL:HG22	1:B:306:ILE:CD1	2.36	0.55
1:B:241:GLN:NE2	1:B:762:ILE:HG22	2.21	0.55
1:C:572:LEU:HD12	1:C:666:PHE:O	2.06	0.55
1:C:62:VAL:O	1:C:66:GLU:HG3	2.06	0.55
1:E:445:ILE:HD13	1:E:939:LYS:HE3	1.88	0.55
1:E:47:VAL:HG12	1:E:48:SER:H	1.71	0.55
1:F:328:ASP:H	1:F:630:MET:CE	2.19	0.55
1:F:899:SER:O	1:F:902:LEU:HB2	2.07	0.55
1:A:644:VAL:O	1:A:648:ALA:N	2.40	0.55
1:A:727:LYS:HA	1:C:235:ILE:HB	1.88	0.55
1:B:631:LEU:HD12	1:B:644:VAL:HG22	1.86	0.55
1:A:167:SER:HB3	1:B:70:ASN:CB	2.36	0.55
1:B:714:ARG:O	1:B:828:GLY:HA2	2.05	0.55
1:D:530:GLY:O	1:D:533:SER:HB3	2.06	0.55
1:D:64:VAL:HG21	1:D:118:LEU:CD1	2.37	0.55
1:A:1017:ILE:HG13	1:A:1018:PHE:CD1	2.42	0.55
1:A:65:ILE:HD13	1:A:114:ALA:HB1	1.89	0.55
1:A:214:ILE:HD11	1:A:237:LYS:H	1.71	0.55
1:A:918:ARG:NH2	1:A:1003:THR:HG21	2.21	0.55
1:B:572:LEU:HD23	1:B:573:PHE:N	2.21	0.55
1:C:959:VAL:O	1:C:960:GLU:C	2.45	0.55

*Continued on next page...*

*Continued from previous page...*

Atom-1	Atom-2	Interatomic distance (Å)	Clash overlap (Å)
1:D:298:ASN:ND2	1:D:301:ASP:H	2.03	0.55
1:D:410:ILE:O	1:D:413:VAL:HG13	2.07	0.55
1:D:749:VAL:HA	1:D:753:TRP:CE3	2.42	0.55
1:E:188:LEU:HA	1:E:266:ALA:CB	2.36	0.55
1:E:31:PRO:HB2	1:E:389:SER:HB2	1.88	0.55
1:F:11:PHE:O	1:F:11:PHE:HD2	1.89	0.55
1:B:541:TYR:O	1:B:544:ILE:HG22	2.07	0.55
1:B:745:ILE:HD12	1:B:803:PHE:CZ	2.42	0.55
1:B:900:VAL:HG23	1:B:941:ALA:CB	2.33	0.55
1:C:520:PHE:CA	1:C:523:THR:HG22	2.35	0.55
1:C:635:GLU:CD	1:C:635:GLU:H	2.10	0.55
1:C:717:PRO:CA	1:C:826:ILE:HG22	2.33	0.55
1:D:178:PHE:HA	1:D:277:ILE:HG21	1.88	0.55
1:D:731:ASP:C	1:D:733:GLU:H	2.10	0.55
1:E:184:MET:O	1:E:770:VAL:HA	2.07	0.55
1:E:302:THR:O	1:E:306:ILE:HG13	2.07	0.55
1:E:806:GLY:O	1:E:807:LYS:HB2	2.06	0.55
1:F:922:ASN:OD1	1:F:926:PHE:HD2	1.90	0.55
1:A:695:LEU:HD22	1:A:824:MET:SD	2.47	0.55
1:B:555:MET:HE3	1:B:916:SER:CB	2.37	0.55
1:D:554:TRP:CZ2	1:D:558:ARG:HD2	2.42	0.55
1:D:577:GLN:NE2	1:D:623:SER:O	2.40	0.55
1:E:280:GLN:HB2	1:E:611:THR:OG1	2.07	0.55
1:E:930:LEU:O	1:E:934:ILE:HG23	2.06	0.55
1:F:527:TYR:OH	1:F:1017:ILE:O	2.22	0.55
1:F:214:ILE:HD11	1:F:237:LYS:H	1.72	0.55
1:F:591:VAL:HG13	1:F:611:THR:OG1	2.05	0.55
1:F:780:MET:HA	1:F:780:MET:HE2	1.87	0.55
1:A:643:SER:OG	1:A:644:VAL:N	2.39	0.55
1:B:716:ARG:N	1:B:716:ARG:HD3	2.21	0.55
1:C:139:VAL:HB	1:C:326:PRO:HG2	1.88	0.55
1:C:785:LEU:HD13	1:C:800:PHE:HE2	1.72	0.55
1:D:915:THR:HG21	1:D:926:PHE:CD1	2.42	0.55
1:E:891:TYR:OH	1:E:942:ILE:HA	2.06	0.55
1:F:1023:PHE:O	1:F:1027:VAL:HG13	2.07	0.55
1:A:909:ILE:HG13	1:A:910:GLY:N	2.21	0.55
1:A:973:ILE:O	1:A:976:THR:HG22	2.06	0.55
1:B:483:ILE:HG22	1:B:487:ILE:HD12	1.88	0.55
1:B:129:VAL:H	1:C:112:GLN:HE22	1.54	0.55
1:C:10:ILE:O	1:C:14:VAL:HG23	2.07	0.55
1:E:831:ALA:HB3	1:E:834:LEU:HD13	1.89	0.55

*Continued on next page...*

*Continued from previous page...*

Atom-1	Atom-2	Interatomic distance (Å)	Clash overlap (Å)
1:F:200:PRO:HG3	1:F:748:THR:HA	1.89	0.55
1:F:726:TYR:OH	1:F:782:PRO:HB3	2.07	0.55
1:A:372:VAL:HB	1:A:373:PRO:CD	2.37	0.55
1:A:672:LEU:H	1:A:672:LEU:HD12	1.72	0.55
1:A:830:PRO:HG2	1:A:836:SER:HA	1.88	0.55
1:A:984:VAL:HG11	1:A:1005:VAL:HG22	1.88	0.55
1:B:445:ILE:HD11	1:B:449:LEU:HD11	1.87	0.55
1:C:156:ASN:HA	1:C:181:GLN:HA	1.88	0.55
1:C:685:GLN:HB3	1:C:823:ALA:HB2	1.88	0.55
1:C:702:PHE:HZ	1:C:843:VAL:HG13	1.72	0.55
1:D:1016:ALA:HB1	1:D:1020:VAL:HG23	1.89	0.55
1:D:754:GLY:HA2	1:F:217:GLY:CA	2.36	0.55
1:F:789:TYR:CZ	1:F:799:PRO:HG3	2.42	0.55
1:F:669:PRO:HG3	1:F:861:LEU:HD11	1.88	0.55
1:A:1002:GLY:O	1:A:1006:ILE:HG13	2.07	0.54
1:A:30:LEU:HD21	1:A:384:ALA:HA	1.89	0.54
1:A:535:LEU:HD21	1:A:1021:PRO:O	2.06	0.54
1:A:283:GLY:HA2	1:A:595:ARG:NH1	2.22	0.54
1:B:784:ASP:O	1:B:787:LYS:HB2	2.07	0.54
1:C:958:ILE:O	1:C:961:ALA:HB3	2.07	0.54
1:D:595:ARG:HH11	1:D:595:ARG:HG3	1.72	0.54
1:D:753:TRP:CZ2	1:D:785:LEU:HG	2.42	0.54
1:E:169:THR:HB	1:E:172:VAL:HG21	1.89	0.54
1:A:186:ILE:HD13	1:A:262:LEU:HD21	1.89	0.54
1:A:872:ALA:N	1:A:873:PRO:HD2	2.22	0.54
1:C:757:TYR:OH	1:C:760:ASP:OD1	2.25	0.54
1:D:423:GLU:O	1:D:424:GLY:C	2.43	0.54
1:D:453:PHE:O	1:D:471:SER:OG	2.24	0.54
1:D:924:VAL:O	1:D:928:VAL:HB	2.07	0.54
1:E:348:ILE:C	1:E:348:ILE:HD12	2.27	0.54
1:E:682:LEU:CD1	1:E:856:TYR:HB2	2.38	0.54
1:E:868:SER:O	1:E:871:GLN:HG2	2.07	0.54
1:F:1001:ILE:O	1:F:1001:ILE:HD12	2.08	0.54
1:F:446:ALA:HA	1:F:478:MET:HE3	1.90	0.54
1:A:780:MET:HE3	1:C:228:GLN:HG2	1.89	0.54
1:A:78:ILE:H	1:A:819:ASN:ND2	2.05	0.54
1:B:282:ASN:ND2	1:B:608:SER:HB2	2.22	0.54
1:C:451:ALA:HB1	1:C:882:VAL:HG12	1.89	0.54
1:D:18:VAL:HG11	2:E:2002:LMT:C11	2.37	0.54
1:D:32:VAL:CG1	1:D:300:LEU:HD12	2.37	0.54
1:E:910:GLY:HA3	1:E:1011:THR:CG2	2.37	0.54

*Continued on next page...*

*Continued from previous page...*

Atom-1	Atom-2	Interatomic distance (Å)	Clash overlap (Å)
1:E:42:ALA:HB3	1:E:132:ALA:HB3	1.89	0.54
2:E:2001:LMT:H122	2:E:2002:LMT:H102	1.88	0.54
1:E:1:MET:O	1:E:4:PHE:HB3	2.06	0.54
1:E:828:GLY:O	1:E:829:GLU:HB3	2.07	0.54
1:E:455:PRO:HG2	1:E:879:SER:HB2	1.89	0.54
1:E:901:MET:O	1:E:904:VAL:HG23	2.08	0.54
1:F:788:TRP:O	1:F:800:PHE:HB2	2.08	0.54
1:A:1016:ALA:HB1	1:A:1020:VAL:HG23	1.89	0.54
1:A:239:ARG:NH1	1:A:760:ASP:O	2.40	0.54
1:A:448:VAL:HG11	1:A:887:LEU:HD21	1.89	0.54
1:C:925:PHE:CD1	1:C:1001:ILE:HB	2.43	0.54
1:C:966:CYS:SG	1:C:1021:PRO:HG3	2.48	0.54
1:C:194:ASN:OD1	1:C:797:MET:HG2	2.07	0.54
1:C:931:LEU:O	1:C:934:ILE:HG23	2.07	0.54
1:D:281:PHE:CE1	1:D:608:SER:HB2	2.42	0.54
1:F:418:ARG:NH2	1:F:437:GLN:OE1	2.40	0.54
1:F:902:LEU:HB3	1:F:1023:PHE:CE1	2.41	0.54
1:A:318:PRO:HD2	1:A:321:MET:SD	2.48	0.54
1:A:435:MET:O	1:A:439:GLN:HB2	2.07	0.54
1:A:446:ALA:HB1	1:A:482:VAL:HG21	1.89	0.54
1:A:755:SER:HB3	1:A:773:GLN:NE2	2.23	0.54
1:B:785:LEU:HD12	1:B:786:SER:N	2.22	0.54
1:C:778:ALA:HA	1:C:784:ASP:OD1	2.07	0.54
1:C:909:ILE:HG13	1:C:910:GLY:N	2.22	0.54
1:D:146:ASP:O	1:D:148:SER:N	2.40	0.54
1:D:713:GLN:OE1	1:D:832:PRO:HD3	2.08	0.54
1:E:169:THR:O	1:E:172:VAL:HG23	2.08	0.54
1:E:714:ARG:O	1:E:716:ARG:HD3	2.06	0.54
1:A:938:ALA:O	1:A:942:ILE:HG12	2.06	0.54
1:B:43:ILE:HG12	1:B:104:GLN:HA	1.89	0.54
1:B:189:ASP:HB3	1:B:192:LYS:HB2	1.90	0.54
1:B:441:ALA:O	1:B:445:ILE:CG2	2.54	0.54
1:B:729:GLU:HB2	1:B:805:THR:HG22	1.88	0.54
1:B:908:VAL:CB	1:B:930:LEU:HD11	2.37	0.54
1:C:165:PRO:O	1:C:169:THR:OG1	2.26	0.54
1:C:435:MET:HA	1:C:435:MET:HE3	1.90	0.54
1:C:630:MET:O	1:C:631:LEU:HD23	2.07	0.54
1:D:212:VAL:CG2	1:D:237:LYS:HG2	2.38	0.54
1:D:6:ILE:CG2	1:D:6:ILE:O	2.54	0.54
1:D:977:SER:HB3	1:D:1013:THR:HG21	1.89	0.54
1:F:141:GLY:O	1:F:323:VAL:HG23	2.08	0.54

*Continued on next page...*

*Continued from previous page...*

Atom-1	Atom-2	Interatomic distance (Å)	Clash overlap (Å)
1:F:485:ALA:O	1:F:490:PRO:HD3	2.07	0.54
1:F:493:CYS:O	1:F:497:LEU:HB2	2.08	0.54
1:F:830:PRO:CA	1:F:839:ALA:HB2	2.38	0.54
1:A:65:ILE:HD13	1:A:114:ALA:CB	2.37	0.54
1:A:342:LYS:O	1:A:346:GLU:HG3	2.08	0.54
1:B:132:ALA:O	1:B:134:LYS:HE3	2.07	0.54
1:C:634:TRP:CE2	1:C:993:ALA:HB2	2.43	0.54
1:C:65:ILE:O	1:C:69:MET:HG2	2.07	0.54
1:D:125:GLN:NE2	1:D:769:ARG:HH12	2.05	0.54
1:D:154:LEU:HD13	1:D:286:ALA:HA	1.89	0.54
1:D:380:PHE:CZ	1:D:398:MET:HE3	2.43	0.54
1:D:47:VAL:HG12	1:D:88:MET:CE	2.36	0.54
1:E:559:ILE:HD13	1:E:560:PRO:CD	2.37	0.54
1:E:728:LEU:HD11	1:E:800:PHE:CZ	2.43	0.54
1:E:878:LEU:HD12	2:E:2001:LMT:H31	1.89	0.54
1:F:631:LEU:HD12	1:F:637:ARG:HH12	1.71	0.54
1:A:652:GLN:HE22	1:A:664:PHE:HD1	1.53	0.54
1:A:403:GLY:HA3	1:A:980:PHE:HD1	1.72	0.54
1:B:61:VAL:CG2	1:B:122:VAL:HG21	2.38	0.54
1:B:915:THR:CG2	1:B:920:LEU:HB2	2.36	0.54
1:C:936:LEU:HB3	1:C:1009:MET:HE3	1.90	0.54
1:C:182:TYR:O	1:C:768:LYS:HD3	2.08	0.54
1:D:171:GLY:HA3	1:D:302:THR:HB	1.89	0.54
1:D:171:GLY:O	1:D:293:LEU:HD12	2.08	0.54
1:D:314:GLU:HB2	1:D:315:PRO:HD3	1.90	0.54
1:D:367:ILE:CB	1:D:368:PRO:HD3	2.35	0.54
1:D:367:ILE:HB	1:D:368:PRO:CD	2.36	0.54
1:D:467:TYR:O	1:D:468:ARG:C	2.46	0.54
1:E:854:VAL:HG12	1:E:855:GLY:N	2.23	0.54
1:E:868:SER:HA	1:E:871:GLN:HE21	1.71	0.54
1:F:699:ARG:O	1:F:703:LEU:HG	2.07	0.54
1:A:169:THR:O	1:A:172:VAL:HG13	2.08	0.54
1:A:166:LEU:HD22	1:A:306:ILE:HG23	1.90	0.54
1:A:417:GLU:HA	1:A:420:MET:CE	2.38	0.54
1:A:68:GLN:O	1:A:70:ASN:N	2.40	0.54
1:A:739:GLY:O	1:A:740:VAL:C	2.46	0.54
1:B:439:GLN:O	1:B:443:VAL:HG23	2.07	0.54
1:B:661:ALA:O	1:B:663:VAL:HG23	2.07	0.54
1:C:344:LEU:O	1:C:347:ALA:HB3	2.08	0.54
1:C:542:LEU:O	1:C:546:VAL:HG23	2.08	0.54
1:E:197:GLN:HE21	1:E:252:LYS:HZ1	1.54	0.54

*Continued on next page...*

Continued from previous page...

Atom-1	Atom-2	Interatomic distance (Å)	Clash overlap (Å)
1:E:609:VAL:CG1	1:E:627:ALA:HB1	2.38	0.54
1:F:347:ALA:O	1:F:351:VAL:HG23	2.08	0.54
1:F:572:LEU:HB3	1:F:629:ILE:CB	2.34	0.54
1:A:757:TYR:HE1	1:A:769:ARG:HG2	1.73	0.54
1:B:178:PHE:HB3	2:B:2001:LMT:H41	1.90	0.54
1:B:330:THR:HB	1:B:331:PRO:HD3	1.90	0.54
1:B:375:VAL:CG1	1:B:405:LEU:HD11	2.30	0.54
1:B:438:ILE:HG13	1:B:439:GLN:N	2.23	0.54
1:C:1007:GLY:O	1:C:1010:VAL:HB	2.08	0.54
1:C:435:MET:CE	1:C:438:ILE:HD11	2.36	0.54
1:C:736:SER:HA	1:C:740:VAL:O	2.07	0.54
1:D:57:VAL:O	1:D:61:VAL:HB	2.07	0.54
1:D:685:GLN:HB2	1:D:687:GLN:HE22	1.73	0.54
1:D:881:LEU:HD22	1:D:885:LEU:HD22	1.89	0.54
1:E:58:GLN:O	1:E:63:GLN:HG3	2.08	0.54
1:F:15:ILE:HD13	1:F:16:ALA:N	2.22	0.54
1:F:250:LEU:HG	1:F:261:ARG:NH1	2.23	0.54
1:F:298:ASN:O	1:F:299:ALA:C	2.46	0.54
1:F:39:ALA:HB2	1:F:673:GLU:HB3	1.90	0.54
1:B:246:PHE:O	1:B:249:ILE:HG12	2.07	0.53
1:B:568:ASP:OD1	1:B:644:VAL:HG23	2.07	0.53
1:B:669:PRO:HG2	1:B:672:LEU:HA	1.90	0.53
1:D:210:GLN:NE2	1:D:249:ILE:HG23	2.23	0.53
1:D:441:ALA:O	1:D:442:LEU:C	2.46	0.53
1:D:588:GLN:O	1:D:592:ASP:HB2	2.08	0.53
1:E:740:VAL:HG13	1:E:740:VAL:O	2.08	0.53
2:D:2001:LMT:H5'	1:F:29:SER:OG	2.08	0.53
1:F:84:SER:HB2	1:F:723:GLU:OE1	2.08	0.53
1:F:75:LEU:HD12	1:F:93:THR:O	2.08	0.53
1:A:149:MET:CE	1:A:153:ASP:HB3	2.38	0.53
1:A:188:LEU:HD12	1:A:266:ALA:HB2	1.90	0.53
1:A:187:TRP:O	1:A:266:ALA:HB1	2.07	0.53
1:A:36:PRO:HG3	1:A:469:GLN:HG3	1.90	0.53
1:B:732:ASP:OD1	1:B:742:LEU:HD11	2.08	0.53
1:C:104:GLN:O	1:C:107:VAL:HB	2.08	0.53
1:C:143:VAL:HG12	1:C:322:LYS:HG2	1.90	0.53
1:C:182:TYR:HA	1:C:271:GLY:O	2.08	0.53
1:C:283:GLY:N	1:C:595:ARG:CZ	2.71	0.53
1:C:172:VAL:HG22	1:C:291:ILE:HD12	1.90	0.53
1:C:686:ASP:CB	1:C:695:LEU:HD21	2.37	0.53
1:D:5:PHE:CG	1:D:487:ILE:HG23	2.43	0.53

Continued on next page...

*Continued from previous page...*

Atom-1	Atom-2	Interatomic distance (Å)	Clash overlap (Å)
1:D:534:ILE:HG22	1:D:1022:LEU:CD2	2.38	0.53
1:D:18:VAL:HG11	2:E:2002:LMT:H121	1.90	0.53
1:E:351:VAL:HG13	1:E:410:ILE:HD11	1.90	0.53
1:E:432:ARG:O	1:E:435:MET:N	2.40	0.53
1:F:24:GLY:O	1:F:25:LEU:C	2.45	0.53
1:A:435:MET:SD	1:A:438:ILE:HD11	2.48	0.53
1:A:958:ILE:HG12	1:A:959:VAL:N	2.24	0.53
1:B:1001:ILE:C	1:B:1001:ILE:HD13	2.28	0.53
1:B:27:ILE:HD12	1:B:27:ILE:C	2.28	0.53
1:B:175:PHE:HA	1:B:290:ALA:O	2.08	0.53
1:B:584:ALA:HB1	1:B:613:THR:HG21	1.91	0.53
1:C:207:ILE:HG21	1:C:758:VAL:HG21	1.90	0.53
1:C:240:LEU:O	1:C:241:GLN:HB2	2.06	0.53
1:C:243:ALA:HB1	1:C:268:VAL:O	2.08	0.53
1:D:254:ASN:HB2	1:D:258:SER:O	2.08	0.53
1:D:664:PHE:HD2	1:D:666:PHE:HD2	1.56	0.53
1:E:44:ALA:O	1:E:129:VAL:HA	2.07	0.53
1:E:527:TYR:O	1:E:531:VAL:HG23	2.08	0.53
1:E:786:SER:CA	1:E:801:ASN:HD22	2.21	0.53
1:F:502:LYS:O	1:F:504:ASP:N	2.41	0.53
1:A:162:ILE:O	1:A:165:PRO:HD2	2.09	0.53
1:A:579:PRO:HG2	1:A:582:SER:OG	2.09	0.53
1:B:426:SER:HB2	1:B:427:PRO:HD2	1.90	0.53
1:B:489:THR:OG1	1:B:490:PRO:CD	2.55	0.53
1:B:616:ASN:HB2	1:B:624:SER:HB3	1.90	0.53
1:B:616:ASN:HD22	1:B:618:ALA:H	1.54	0.53
1:B:655:PHE:O	1:B:658:PHE:HB2	2.07	0.53
1:B:901:MET:O	1:B:904:VAL:HG23	2.07	0.53
1:C:357:LEU:HD21	1:C:516:PHE:CZ	2.43	0.53
1:C:67:GLN:O	1:C:67:GLN:OE1	2.26	0.53
1:D:195:SER:O	1:D:197:GLN:N	2.40	0.53
1:D:302:THR:O	1:D:306:ILE:HG13	2.08	0.53
1:D:909:ILE:O	1:D:913:LEU:HD13	2.07	0.53
1:E:375:VAL:CG1	1:E:405:LEU:HD13	2.39	0.53
1:F:616:ASN:C	1:F:616:ASN:HD22	2.10	0.53
1:A:354:VAL:O	1:A:357:LEU:HB3	2.08	0.53
1:A:756:SER:O	1:A:771:TYR:HA	2.08	0.53
1:B:528:GLU:CD	1:B:967:ARG:HG3	2.29	0.53
1:C:326:PRO:HB3	1:C:610:PHE:HB2	1.89	0.53
1:C:596:GLU:O	1:C:600:GLU:HG2	2.07	0.53
1:D:378:GLY:O	1:D:381:GLY:N	2.41	0.53

*Continued on next page...*



*Continued from previous page...*

Atom-1	Atom-2	Interatomic distance (Å)	Clash overlap (Å)
1:D:672:LEU:O	1:D:674:LEU:N	2.42	0.53
1:D:713:GLN:HG3	1:D:714:ARG:N	2.24	0.53
1:E:61:VAL:HG12	1:E:88:MET:HE3	1.91	0.53
1:F:344:LEU:C	1:F:344:LEU:HD13	2.29	0.53
1:F:360:GLN:HB3	1:F:513:PHE:CE2	2.44	0.53
1:A:303:ALA:HB2	1:A:330:THR:HG21	1.89	0.53
1:A:561:THR:HG22	1:A:922:ASN:HD22	1.72	0.53
1:A:791:ARG:NE	1:A:797:MET:HE1	2.23	0.53
1:A:552:MET:HB2	1:A:909:ILE:HG23	1.90	0.53
1:B:616:ASN:HB3	1:B:619:GLY:O	2.09	0.53
1:B:745:ILE:O	1:B:748:THR:HB	2.08	0.53
1:B:847:VAL:O	1:B:850:LEU:CG	2.55	0.53
1:C:389:SER:O	1:C:391:ASN:ND2	2.41	0.53
1:D:498:LYS:H	1:D:499:PRO:HD2	1.74	0.53
1:D:583:SER:HB3	1:D:586:ARG:HB2	1.89	0.53
1:F:966:CYS:SG	1:F:1021:PRO:HG3	2.48	0.53
1:F:300:LEU:CD2	1:F:330:THR:HG23	2.38	0.53
1:F:469:GLN:O	1:F:473:THR:CG2	2.57	0.53
1:F:564:LEU:HD13	1:F:924:VAL:CG2	2.39	0.53
1:A:563:PHE:O	1:A:564:LEU:HB2	2.07	0.53
1:A:452:VAL:HG22	1:A:883:VAL:CG2	2.38	0.53
1:B:1019:TRP:CD1	1:B:1022:LEU:HD13	2.44	0.53
1:B:229:GLN:C	1:B:230:LEU:HD12	2.29	0.53
1:B:232:ALA:HB1	1:C:724:PRO:O	2.09	0.53
1:B:211:ASN:OD1	1:B:240:LEU:HG	2.09	0.53
1:A:222:LEU:HD21	1:B:622:GLN:OE1	2.09	0.53
1:B:628:PHE:CE2	2:B:2001:LMT:H111	2.44	0.53
1:D:451:ALA:HB1	1:D:882:VAL:HG12	1.90	0.53
1:E:193:LEU:HD13	1:E:265:VAL:CG1	2.31	0.53
1:D:223:PRO:HD3	1:E:275:TYR:CD2	2.44	0.53
1:F:699:ARG:HG2	1:F:699:ARG:O	2.07	0.53
1:F:706:ALA:HA	1:F:712:LEU:HD22	1.91	0.53
1:A:156:ASN:O	1:A:160:SER:OG	2.20	0.53
1:A:754:GLY:HA2	1:C:217:GLY:N	2.23	0.53
1:A:951:LEU:O	1:A:956:LYS:HB2	2.09	0.53
1:B:282:ASN:HA	1:B:595:ARG:HD2	1.90	0.53
1:B:273:GLN:HG3	1:B:771:TYR:CE2	2.44	0.53
1:C:163:GLN:O	1:C:166:LEU:N	2.39	0.53
1:C:20:MET:SD	1:C:373:PRO:O	2.66	0.53
1:C:417:GLU:HA	1:C:417:GLU:OE2	2.08	0.53
1:D:47:VAL:HG22	1:D:48:SER:N	2.24	0.53

*Continued on next page...*

*Continued from previous page...*

Atom-1	Atom-2	Interatomic distance (Å)	Clash overlap (Å)
1:D:598:LEU:HD21	1:D:629:ILE:HD13	1.89	0.53
1:E:188:LEU:HA	1:E:266:ALA:HB2	1.91	0.53
1:E:581:GLY:O	1:E:582:SER:O	2.27	0.53
1:E:703:LEU:O	1:E:706:ALA:HB3	2.09	0.53
1:F:202:ASP:OD1	1:F:203:VAL:N	2.42	0.53
1:D:780:MET:SD	1:F:220:GLY:HA2	2.48	0.53
1:F:38:ILE:CD1	1:F:674:LEU:HD21	2.39	0.53
1:B:1006:ILE:O	1:B:1010:VAL:HG23	2.09	0.53
1:C:263:LYS:HG3	1:C:264:ASP:OD1	2.08	0.53
1:C:345:GLY:HA2	1:C:348:ILE:HG23	1.91	0.53
1:C:399:VAL:O	1:C:402:ILE:CG1	2.54	0.53
1:C:453:PHE:CE2	1:C:474:ILE:HD13	2.43	0.53
1:C:680:PHE:CE1	1:C:682:LEU:HD22	2.43	0.53
1:C:82:SER:O	1:C:814:LYS:HA	2.09	0.53
1:D:244:GLU:HA	1:D:247:GLU:CG	2.39	0.53
1:D:439:GLN:O	1:D:440:GLY:O	2.26	0.53
1:F:910:GLY:O	1:F:1007:GLY:HA3	2.08	0.53
1:F:359:LEU:O	1:F:360:GLN:C	2.47	0.53
1:F:958:ILE:CD1	1:F:958:ILE:H	2.07	0.53
1:A:219:LEU:C	1:A:221:GLY:H	2.12	0.53
1:A:924:VAL:HG23	1:A:925:PHE:N	2.24	0.53
1:B:80:SER:HB3	1:B:90:ILE:HG12	1.91	0.53
1:C:198:LEU:HD13	1:C:251:LEU:HG	1.91	0.53
1:C:246:PHE:HB2	1:C:268:VAL:HG11	1.91	0.53
1:C:439:GLN:HG3	1:C:440:GLY:N	2.24	0.53
1:E:617:PHE:O	1:E:618:ALA:HB2	2.09	0.53
1:D:780:MET:HE3	1:F:220:GLY:HA2	1.91	0.53
1:F:641:GLU:HG3	1:F:646:GLU:HG2	1.91	0.53
1:A:521:LEU:O	1:A:524:THR:HB	2.09	0.52
1:A:649:LYS:HE3	1:A:652:GLN:HG2	1.91	0.52
1:A:947:PHE:CD2	1:A:969:ARG:HD3	2.43	0.52
1:B:354:VAL:HG21	1:B:979:ALA:HB2	1.91	0.52
1:B:5:PHE:CD1	1:B:487:ILE:HG23	2.44	0.52
1:B:755:SER:HA	1:B:773:GLN:HB3	1.91	0.52
1:B:781:ASN:O	1:B:784:ASP:OD1	2.26	0.52
1:B:782:PRO:O	1:B:785:LEU:HG	2.08	0.52
1:B:714:ARG:HD2	1:B:829:GLU:OE1	2.09	0.52
1:C:5:PHE:CE2	1:C:487:ILE:HG23	2.44	0.52
1:D:251:LEU:HD12	1:D:260:VAL:HG12	1.91	0.52
1:D:293:LEU:HG	1:D:297:ALA:HB3	1.89	0.52
1:D:32:VAL:HG21	1:D:337:ILE:CD1	2.39	0.52

*Continued on next page...*

*Continued from previous page...*

Atom-1	Atom-2	Interatomic distance (Å)	Clash overlap (Å)
1:D:762:ILE:HG23	1:D:766:ARG:O	2.08	0.52
1:A:155:SER:HB3	1:A:180:SER:O	2.08	0.52
1:A:741:SER:O	1:A:745:ILE:HG13	2.08	0.52
1:A:78:ILE:HG23	1:A:819:ASN:HA	1.91	0.52
1:B:250:LEU:CD2	1:B:261:ARG:HG3	2.39	0.52
1:B:314:GLU:HG2	1:B:317:MET:HE1	1.91	0.52
1:C:184:MET:HE1	1:C:269:GLY:N	2.24	0.52
1:C:583:SER:HA	1:C:622:GLN:HB3	1.91	0.52
1:C:928:VAL:O	1:C:932:THR:CG2	2.56	0.52
1:D:634:TRP:C	1:D:636:GLU:H	2.13	0.52
1:E:465:VAL:O	1:E:469:GLN:HG2	2.09	0.52
1:E:629:ILE:CD1	1:E:629:ILE:H	2.22	0.52
1:F:945:VAL:HG23	1:F:1020:VAL:HG12	1.91	0.52
1:F:902:LEU:HB3	1:F:1023:PHE:CZ	2.44	0.52
1:F:445:ILE:HD12	1:F:445:ILE:C	2.29	0.52
1:A:133:VAL:CG1	1:A:134:LYS:N	2.71	0.52
1:A:167:SER:O	1:B:70:ASN:HB2	2.09	0.52
1:A:199:THR:O	1:A:202:ASP:HB2	2.09	0.52
1:A:456:MET:O	1:A:467:TYR:HB3	2.09	0.52
1:A:57:VAL:HG21	1:A:88:MET:HB3	1.90	0.52
1:B:48:SER:HB3	2:B:2001:LMT:O2B	2.09	0.52
1:B:555:MET:HE2	1:B:913:LEU:HA	1.91	0.52
1:B:905:PRO:HA	1:B:908:VAL:CG1	2.39	0.52
1:C:157:TYR:HE2	1:C:162:ILE:HD11	1.74	0.52
1:C:188:LEU:HA	1:C:266:ALA:HB2	1.91	0.52
1:C:527:TYR:OH	1:C:1017:ILE:HB	2.09	0.52
1:C:680:PHE:HE1	1:C:682:LEU:HD22	1.74	0.52
1:C:723:GLU:CD	1:C:813:PRO:HB3	2.29	0.52
1:C:452:VAL:HG11	1:C:934:ILE:HD12	1.91	0.52
1:D:172:VAL:CG2	1:D:291:ILE:HG23	2.39	0.52
1:D:606:VAL:HG12	1:D:607:SER:N	2.23	0.52
1:E:432:ARG:O	1:E:433:LYS:C	2.48	0.52
1:E:693:GLU:OE1	1:E:693:GLU:N	2.42	0.52
1:A:454:LEU:CD2	1:A:475:VAL:HG11	2.40	0.52
1:A:539:ALA:HB3	1:A:540:PRO:HD3	1.91	0.52
1:B:234:ILE:HG22	1:C:726:TYR:HB3	1.92	0.52
1:B:669:PRO:HG3	1:B:675:GLY:HA2	1.91	0.52
1:C:383:LEU:HD21	1:C:473:THR:HG22	1.92	0.52
1:D:1009:MET:O	1:D:1013:THR:HG22	2.09	0.52
1:D:360:GLN:HG2	1:D:513:PHE:CD1	2.44	0.52
1:E:191:ALA:C	1:E:193:LEU:N	2.61	0.52

*Continued on next page...*

*Continued from previous page...*

Atom-1	Atom-2	Interatomic distance (Å)	Clash overlap (Å)
1:E:493:CYS:CA	1:E:497:LEU:HD22	2.39	0.52
1:E:702:PHE:CZ	1:E:843:VAL:HG13	2.45	0.52
1:F:250:LEU:HG	1:F:261:ARG:NH2	2.23	0.52
1:F:830:PRO:HA	1:F:839:ALA:HB2	1.90	0.52
1:C:219:LEU:O	1:C:231:ASN:HA	2.09	0.52
1:C:303:ALA:O	1:C:306:ILE:HD13	2.10	0.52
1:C:444:GLY:O	1:C:448:VAL:HG22	2.09	0.52
1:C:451:ALA:HA	1:C:454:LEU:HG	1.90	0.52
1:D:458:PHE:CE2	2:D:2001:LMT:H52	2.44	0.52
1:D:726:TYR:CE2	1:D:806:GLY:HA3	2.45	0.52
1:D:987:LEU:HA	1:D:998:GLN:NE2	2.23	0.52
1:E:414:GLU:OE2	1:E:972:PRO:HG3	2.10	0.52
1:E:794:LYS:C	1:E:796:GLU:H	2.12	0.52
1:E:896:ILE:N	1:E:897:PRO:CD	2.72	0.52
1:F:984:VAL:HG23	1:F:1006:ILE:HD11	1.92	0.52
1:F:252:LYS:O	1:F:260:VAL:HG23	2.10	0.52
1:F:696:LEU:O	1:F:700:ASN:ND2	2.42	0.52
1:F:731:ASP:CG	1:F:733:GLU:HG2	2.30	0.52
1:A:395:MET:O	1:A:399:VAL:HG23	2.09	0.52
1:A:472:ILE:HD13	1:A:473:THR:H	1.75	0.52
1:A:888:ALA:HB1	1:A:893:SER:O	2.10	0.52
1:B:395:MET:O	1:B:398:MET:N	2.31	0.52
1:B:47:VAL:CG1	1:B:127:ILE:HG13	2.39	0.52
1:B:971:ARG:N	1:B:972:PRO:HD2	2.25	0.52
1:C:172:VAL:HG13	1:C:291:ILE:HD12	1.92	0.52
1:D:212:VAL:HG22	1:D:237:LYS:HG2	1.92	0.52
1:D:18:VAL:HG11	2:E:2002:LMT:C12	2.40	0.52
1:E:182:TYR:HB3	1:E:270:LEU:HD22	1.91	0.52
1:F:958:ILE:HG22	1:F:1025:VAL:HG22	1.91	0.52
1:A:527:TYR:CE2	1:A:1017:ILE:HB	2.44	0.52
1:A:57:VAL:O	1:A:62:VAL:HG23	2.10	0.52
1:A:57:VAL:HG13	1:A:82:SER:HB3	1.91	0.52
1:B:392:THR:HG22	1:B:393:LEU:HD12	1.91	0.52
1:B:909:ILE:O	1:B:913:LEU:HB2	2.09	0.52
1:C:403:GLY:O	1:C:407:ASP:OD1	2.28	0.52
1:C:415:ASN:O	1:C:419:VAL:HG23	2.10	0.52
1:C:520:PHE:HA	1:C:523:THR:CG2	2.36	0.52
1:D:560:PRO:O	1:D:921:SER:HB2	2.09	0.52
1:D:637:ARG:N	1:D:638:PRO:CD	2.72	0.52
1:D:47:VAL:N	1:D:88:MET:HE3	2.22	0.52
1:D:943:LEU:HD13	1:D:969:ARG:HE	1.74	0.52

*Continued on next page...*

*Continued from previous page...*

Atom-1	Atom-2	Interatomic distance (Å)	Clash overlap (Å)
1:E:969:ARG:NH1	1:E:969:ARG:HG3	2.23	0.52
1:F:189:ASP:O	1:F:193:LEU:HB2	2.09	0.52
1:F:138:MET:HG2	1:F:291:ILE:HG12	1.90	0.52
1:F:504:ASP:O	1:F:506:GLY:N	2.42	0.52
1:F:650:ARG:O	1:F:651:ALA:C	2.48	0.52
1:A:419:VAL:CG2	1:A:430:ALA:HB1	2.40	0.52
1:B:751:ILE:HG22	1:B:751:ILE:O	2.09	0.52
1:C:584:ALA:O	1:C:588:GLN:HB2	2.10	0.52
1:C:713:GLN:HE21	1:C:714:ARG:NE	2.02	0.52
1:D:203:VAL:O	1:D:207:ILE:HG13	2.10	0.52
1:D:864:GLU:HA	1:D:864:GLU:OE1	2.09	0.52
1:E:72:ILE:CG1	1:E:75:LEU:HD12	2.40	0.52
1:E:986:PRO:O	1:E:990:SER:HB3	2.10	0.52
1:F:5:PHE:CD2	1:F:487:ILE:HG23	2.45	0.52
1:A:166:LEU:O	1:A:172:VAL:HG11	2.10	0.52
1:A:72:ILE:HG23	1:A:106:GLN:HB3	1.92	0.52
1:A:762:ILE:HD11	1:B:59:ASP:HB3	1.91	0.52
1:A:808:TRP:O	1:D:705:LEU:HD22	2.10	0.52
1:B:469:GLN:O	1:B:473:THR:CG2	2.57	0.52
1:B:578:THR:HB	1:B:579:PRO:HD2	1.92	0.52
1:B:745:ILE:HD12	1:B:803:PHE:HZ	1.75	0.52
1:A:56:THR:HG23	1:C:213:GLN:CG	2.40	0.52
1:C:760:ASP:HB3	1:C:767:VAL:HG13	1.92	0.52
1:D:198:LEU:HD11	1:D:260:VAL:HG11	1.92	0.52
1:D:252:LYS:HG3	1:D:253:VAL:H	1.74	0.52
1:F:862:SER:O	1:F:865:GLU:HB3	2.10	0.52
1:A:718:ASN:HB2	1:A:827:LEU:HD22	1.92	0.52
1:B:845:GLU:O	1:B:848:LYS:HB2	2.10	0.52
1:C:452:VAL:CG1	1:C:934:ILE:HD12	2.40	0.52
1:C:456:MET:HG3	1:C:471:SER:HG	1.74	0.52
1:C:544:ILE:O	1:C:548:ILE:HG12	2.10	0.52
1:C:638:PRO:O	1:C:642:ASN:HB2	2.10	0.52
1:D:15:ILE:O	1:D:19:ILE:HG13	2.10	0.52
1:D:162:ILE:O	1:D:165:PRO:HD2	2.10	0.52
1:E:555:MET:HG2	1:E:912:LEU:HB3	1.92	0.52
1:F:709:ASN:HB3	1:F:712:LEU:HD13	1.92	0.52
1:F:864:GLU:O	1:F:867:LEU:HB3	2.10	0.52
1:F:453:PHE:CZ	1:F:932:THR:HB	2.41	0.52
1:B:751:ILE:HG23	1:B:756:SER:HB3	1.91	0.51
1:B:705:LEU:HD21	1:B:849:GLN:OE1	2.10	0.51
1:C:569:GLN:O	1:C:571:VAL:HG13	2.10	0.51

*Continued on next page...*

*Continued from previous page...*

Atom-1	Atom-2	Interatomic distance (Å)	Clash overlap (Å)
1:C:591:VAL:O	1:C:594:MET:HG3	2.10	0.51
1:D:314:GLU:HG2	1:D:323:VAL:HG21	1.93	0.51
1:D:563:PHE:O	1:D:564:LEU:HB2	2.10	0.51
1:D:601:LYS:HD3	1:D:601:LYS:N	2.24	0.51
1:E:375:VAL:HG12	1:E:405:LEU:HD13	1.92	0.51
1:E:957:GLY:O	1:E:958:ILE:C	2.48	0.51
1:F:563:PHE:O	1:F:923:ASP:HB2	2.09	0.51
1:A:319:GLN:CD	1:A:319:GLN:N	2.64	0.51
1:A:644:VAL:HG13	1:A:645:PHE:N	2.25	0.51
1:B:261:ARG:HD3	1:B:261:ARG:H	1.75	0.51
1:B:538:ARG:O	1:B:541:TYR:N	2.36	0.51
1:B:568:ASP:O	1:B:634:TRP:NE1	2.39	0.51
1:C:354:VAL:O	1:C:357:LEU:HB3	2.11	0.51
1:C:36:PRO:HG2	1:C:38:ILE:HG22	1.91	0.51
1:C:641:GLU:CA	1:C:650:ARG:HH12	2.22	0.51
1:D:139:VAL:HG22	1:D:327:TYR:CB	2.41	0.51
1:D:283:GLY:HA2	1:D:595:ARG:CZ	2.40	0.51
1:D:375:VAL:HB	1:D:405:LEU:HD22	1.91	0.51
1:D:542:LEU:O	1:D:546:VAL:HG23	2.11	0.51
1:E:789:TYR:HD1	1:E:797:MET:O	1.92	0.51
1:F:211:ASN:HA	1:F:240:LEU:HD13	1.91	0.51
1:F:705:LEU:HD22	1:F:849:GLN:HE22	1.74	0.51
1:F:730:ILE:HD13	1:F:730:ILE:N	2.19	0.51
1:A:1024:TYR:O	1:A:1028:SER:CB	2.58	0.51
1:A:298:ASN:HD22	1:A:301:ASP:CG	2.13	0.51
1:B:47:VAL:HG13	1:B:127:ILE:CA	2.39	0.51
2:B:2001:LMT:O2'	2:B:2001:LMT:C1	2.57	0.51
1:C:1027:VAL:O	1:C:1030:LEU:HB2	2.10	0.51
1:C:236:GLY:O	1:C:238:THR:HG23	2.10	0.51
1:C:596:GLU:C	1:C:598:LEU:H	2.14	0.51
1:C:682:LEU:HD23	1:C:682:LEU:H	1.75	0.51
1:C:725:GLN:CD	1:C:811:GLY:HA3	2.31	0.51
1:D:233:THR:HB	1:E:725:GLN:HE21	1.75	0.51
1:D:240:LEU:HD22	1:D:245:GLN:HG2	1.93	0.51
1:D:519:MET:SD	1:D:523:THR:OG1	2.68	0.51
1:E:218:GLN:HG2	1:E:233:THR:HG22	1.93	0.51
1:E:351:VAL:O	1:E:355:MET:HB2	2.09	0.51
1:E:678:THR:CG2	1:E:679:GLY:H	2.15	0.51
1:E:747:SER:O	1:E:751:ILE:HG12	2.11	0.51
1:F:747:SER:O	1:F:751:ILE:HG13	2.09	0.51
1:F:816:GLU:O	1:F:817:ARG:HG3	2.11	0.51

*Continued on next page...*

*Continued from previous page...*

Atom-1	Atom-2	Interatomic distance (Å)	Clash overlap (Å)
1:B:23:GLY:O	1:B:27:ILE:HG23	2.11	0.51
1:C:407:ASP:O	1:C:410:ILE:N	2.40	0.51
1:C:632:LYS:O	1:C:633:PRO:O	2.28	0.51
1:C:655:PHE:CD1	1:C:658:PHE:HB3	2.45	0.51
1:C:894:TRP:O	1:C:897:PRO:HG2	2.11	0.51
1:C:931:LEU:O	1:C:934:ILE:CG2	2.58	0.51
1:D:340:VAL:HG11	1:D:395:MET:HB3	1.92	0.51
1:E:568:ASP:OD2	1:E:644:VAL:HG23	2.11	0.51
1:E:712:LEU:O	1:E:713:GLN:HB2	2.09	0.51
1:E:62:VAL:HG22	1:E:88:MET:CE	2.40	0.51
1:F:155:SER:HA	1:F:287:SER:OG	2.10	0.51
1:F:970:LEU:O	1:F:974:VAL:HG23	2.09	0.51
1:A:70:ASN:O	1:A:110:LYS:HE3	2.10	0.51
1:A:379:THR:O	1:A:382:VAL:HG22	2.10	0.51
1:A:908:VAL:O	1:A:912:LEU:HG	2.10	0.51
1:B:391:ASN:HD21	1:B:469:GLN:HE21	1.59	0.51
1:B:628:PHE:CD2	2:B:2001:LMT:H111	2.45	0.51
1:C:281:PHE:O	1:C:282:ASN:HB2	2.10	0.51
1:C:485:ALA:O	1:C:490:PRO:HD3	2.11	0.51
1:C:47:VAL:HG23	1:C:88:MET:HE2	1.92	0.51
1:D:159:VAL:HA	1:D:163:GLN:CB	2.39	0.51
1:D:168:ARG:HB2	1:E:75:LEU:HD13	1.93	0.51
1:D:219:LEU:HD23	1:D:230:LEU:HD21	1.93	0.51
1:E:1009:MET:HA	1:E:1009:MET:HE2	1.91	0.51
1:E:899:SER:HA	1:E:1023:PHE:HB3	1.92	0.51
1:F:157:TYR:CZ	1:F:317:MET:HG2	2.46	0.51
1:A:27:ILE:HG23	2:A:1101:LMT:C3	2.40	0.51
1:A:307:ARG:HG3	1:A:307:ARG:HH11	1.75	0.51
1:A:324:VAL:HG22	1:A:325:TYR:H	1.76	0.51
1:A:70:ASN:HB2	1:C:167:SER:HB2	1.91	0.51
1:B:578:THR:HB	1:B:579:PRO:CD	2.39	0.51
1:C:3:LYS:HA	1:C:6:ILE:HD12	1.92	0.51
1:E:277:ILE:HG13	1:E:613:THR:O	2.11	0.51
1:F:730:ILE:HA	1:F:803:PHE:O	2.09	0.51
1:A:410:ILE:HA	1:A:413:VAL:CG1	2.39	0.51
1:B:248:ASN:O	1:B:250:LEU:N	2.44	0.51
1:C:26:SER:O	1:C:30:LEU:HD13	2.11	0.51
1:D:115:THR:HB	1:D:116:PRO:HD3	1.91	0.51
1:D:219:LEU:HD12	1:D:234:ILE:CG1	2.40	0.51
1:E:215:SER:HA	1:F:51:GLY:HA3	1.93	0.51
1:F:452:VAL:HG22	1:F:883:VAL:CG2	2.34	0.51

*Continued on next page...*

*Continued from previous page...*

Atom-1	Atom-2	Interatomic distance (Å)	Clash overlap (Å)
1:F:502:LYS:HD2	1:F:503:GLY:N	2.25	0.51
1:F:804:ALA:O	1:F:805:THR:HB	2.11	0.51
1:A:576:VAL:HB	1:A:625:GLY:O	2.10	0.51
1:A:649:LYS:C	1:A:651:ALA:H	2.13	0.51
1:A:794:LYS:HG3	1:A:796:GLU:HG3	1.93	0.51
1:B:49:TYR:CE2	1:B:60:THR:HG21	2.45	0.51
1:B:781:ASN:HB3	1:B:782:PRO:HD2	1.93	0.51
1:C:3:LYS:HD3	1:C:432:ARG:HH12	1.76	0.51
1:F:400:LEU:HD21	1:F:1001:ILE:HD11	1.91	0.51
1:F:280:GLN:HB3	1:F:283:GLY:O	2.11	0.51
1:F:361:ASN:HD21	1:F:498:LYS:HD2	1.76	0.51
1:F:408:ASP:O	1:F:412:VAL:HG23	2.11	0.51
1:F:876:TYR:O	1:F:880:LEU:HD22	2.11	0.51
1:B:541:TYR:CA	1:B:544:ILE:HG22	2.39	0.51
1:D:300:LEU:HD23	1:D:330:THR:HB	1.91	0.51
1:D:713:GLN:O	1:D:715:VAL:N	2.44	0.51
1:D:904:VAL:CB	1:D:905:PRO:HD3	2.40	0.51
1:E:360:GLN:HG2	1:E:513:PHE:CZ	2.46	0.51
1:E:843:VAL:O	1:E:847:VAL:HG23	2.11	0.51
1:E:918:ARG:NH1	1:E:988:ALA:O	2.41	0.51
1:F:971:ARG:HB3	1:F:972:PRO:CD	2.40	0.51
1:A:632:LYS:HD3	1:A:636:GLU:HB3	1.91	0.51
1:B:933:THR:HG21	1:B:1008:GLY:HA3	1.91	0.51
1:B:159:VAL:HG13	1:B:177:VAL:HG21	1.92	0.51
1:B:438:ILE:O	1:B:440:GLY:N	2.44	0.51
1:B:568:ASP:CG	1:B:644:VAL:HG23	2.31	0.51
1:C:713:GLN:HG2	1:C:714:ARG:HG3	1.92	0.51
1:D:974:VAL:O	1:D:978:LEU:HB2	2.10	0.51
1:E:162:ILE:O	1:E:165:PRO:HD2	2.12	0.51
2:E:2002:LMT:O2'	2:E:2002:LMT:H11	2.10	0.51
1:E:445:ILE:HG13	1:E:446:ALA:N	2.25	0.51
1:E:622:GLN:O	1:E:624:SER:N	2.44	0.51
1:F:856:TYR:CD2	1:F:856:TYR:C	2.82	0.51
1:F:983:GLY:O	1:F:986:PRO:HD2	2.11	0.51
1:A:133:VAL:CG1	1:A:135:ASN:OD1	2.58	0.50
1:A:468:ARG:O	1:A:469:GLN:C	2.49	0.50
1:A:584:ALA:HB2	1:A:622:GLN:CG	2.41	0.50
1:A:929:GLY:O	1:A:1005:VAL:HG12	2.11	0.50
1:B:706:ALA:HA	1:B:846:ILE:HD11	1.93	0.50
1:C:340:VAL:HA	1:C:343:THR:HG23	1.92	0.50
1:D:399:VAL:O	1:D:402:ILE:HG12	2.10	0.50

*Continued on next page...*



*Continued from previous page...*

Atom-1	Atom-2	Interatomic distance (Å)	Clash overlap (Å)
1:F:240:LEU:HA	1:F:245:GLN:NE2	2.25	0.50
1:F:412:VAL:HG13	1:F:435:MET:HE1	1.94	0.50
1:F:818:TYR:O	1:F:819:ASN:HB2	2.11	0.50
1:F:985:VAL:HB	1:F:986:PRO:HD3	1.93	0.50
1:A:847:VAL:O	1:A:847:VAL:HG22	2.11	0.50
1:B:203:VAL:HG12	1:B:207:ILE:HD11	1.94	0.50
1:B:370:ILE:O	1:B:374:VAL:HG23	2.11	0.50
1:B:563:PHE:O	1:B:564:LEU:HD23	2.11	0.50
1:C:156:ASN:ND2	1:C:768:LYS:HE2	2.25	0.50
1:C:658:PHE:HD1	1:C:659:LYS:HG3	1.75	0.50
1:D:405:LEU:HD12	1:D:406:VAL:N	2.25	0.50
1:D:685:GLN:CG	1:D:687:GLN:HE22	2.24	0.50
1:E:353:LEU:O	1:E:356:TYR:N	2.33	0.50
1:E:782:PRO:C	1:E:785:LEU:HG	2.31	0.50
1:F:578:THR:HA	1:F:661:ALA:HB1	1.93	0.50
1:A:140:VAL:HB	1:A:289:ILE:CD1	2.41	0.50
1:C:343:THR:O	1:C:344:LEU:C	2.49	0.50
1:C:57:VAL:O	1:C:61:VAL:HB	2.12	0.50
1:D:655:PHE:CZ	1:D:660:ASP:HB3	2.45	0.50
1:F:219:LEU:O	1:F:231:ASN:HA	2.12	0.50
1:F:683:PHE:CZ	1:F:825:GLU:HB2	2.45	0.50
1:A:164:ASP:O	1:A:165:PRO:C	2.50	0.50
1:A:213:GLN:OE1	1:B:56:THR:HG22	2.11	0.50
1:B:573:PHE:HD2	1:B:666:PHE:HE1	1.58	0.50
1:C:318:PRO:HG2	1:C:321:MET:HG2	1.94	0.50
1:C:567:GLU:HG3	1:C:568:ASP:H	1.76	0.50
1:D:219:LEU:O	1:D:221:GLY:N	2.41	0.50
1:D:417:GLU:HA	1:D:420:MET:CE	2.42	0.50
1:E:541:TYR:CA	1:E:544:ILE:HG22	2.40	0.50
1:E:578:THR:HB	1:E:579:PRO:CD	2.40	0.50
1:F:685:GLN:O	1:F:855:GLY:O	2.30	0.50
1:A:157:TYR:CE1	1:A:318:PRO:HD3	2.46	0.50
1:A:254:ASN:HB2	1:A:257:GLY:O	2.12	0.50
1:A:27:ILE:HD13	2:A:1101:LMT:H72	1.92	0.50
1:A:739:GLY:HA3	1:A:792:ASN:HB2	1.93	0.50
1:A:831:ALA:HB3	1:A:834:LEU:HG	1.93	0.50
1:A:847:VAL:HG23	1:A:850:LEU:HD12	1.92	0.50
1:B:531:VAL:O	1:B:535:LEU:HG	2.12	0.50
1:C:142:VAL:HG21	1:C:321:MET:CE	2.41	0.50
1:D:577:GLN:HA	1:D:623:SER:O	2.12	0.50
1:E:454:LEU:O	1:E:455:PRO:C	2.49	0.50

*Continued on next page...*

*Continued from previous page...*

Atom-1	Atom-2	Interatomic distance (Å)	Clash overlap (Å)
1:E:674:LEU:CG	1:E:861:LEU:HD11	2.42	0.50
1:F:283:GLY:H	1:F:595:ARG:NH2	2.10	0.50
1:F:594:MET:O	1:F:598:LEU:HB2	2.10	0.50
1:A:742:LEU:H	1:A:742:LEU:CD1	2.24	0.50
1:A:875:LEU:CD2	1:A:931:LEU:HD11	2.32	0.50
1:B:501:GLU:HG3	1:B:504:ASP:CB	2.42	0.50
1:B:694:VAL:O	1:B:697:GLN:N	2.43	0.50
1:B:732:ASP:HA	1:B:735:ALA:HB3	1.94	0.50
1:B:847:VAL:HG11	1:B:856:TYR:CE2	2.47	0.50
1:B:971:ARG:HB3	1:B:972:PRO:CD	2.42	0.50
1:B:985:VAL:HB	1:B:986:PRO:HD3	1.94	0.50
1:C:47:VAL:HG22	1:C:127:ILE:HG23	1.92	0.50
1:C:175:PHE:HB2	1:C:289:ILE:HD11	1.94	0.50
1:C:131:LYS:HD3	1:C:295:THR:HG21	1.92	0.50
1:C:391:ASN:ND2	1:C:391:ASN:N	2.60	0.50
1:C:280:GLN:HE21	1:C:588:GLN:HE22	1.60	0.50
1:C:896:ILE:H	1:C:896:ILE:CD1	2.24	0.50
1:D:193:LEU:HG	1:D:198:LEU:O	2.12	0.50
1:D:219:LEU:HD22	1:D:232:ALA:HB3	1.93	0.50
1:D:293:LEU:HD13	1:D:302:THR:HG21	1.91	0.50
1:D:571:VAL:HG12	1:D:630:MET:CE	2.42	0.50
1:D:754:GLY:O	1:D:755:SER:CB	2.60	0.50
1:F:789:TYR:HB3	1:F:797:MET:HG2	1.92	0.50
1:F:682:LEU:HB3	1:F:858:TRP:CE3	2.47	0.50
1:A:672:LEU:O	1:A:674:LEU:N	2.44	0.50
1:B:223:PRO:HD3	1:C:275:TYR:CE2	2.47	0.50
1:B:298:ASN:HB3	1:B:301:ASP:HB2	1.93	0.50
1:B:58:GLN:O	1:B:63:GLN:HG3	2.12	0.50
1:B:601:LYS:C	1:B:601:LYS:HD3	2.32	0.50
1:B:74:ASN:O	1:B:94:PHE:HB3	2.11	0.50
1:C:486:LEU:HD23	2:C:2002:LMT:H12	1.94	0.50
1:C:200:PRO:O	1:C:203:VAL:HB	2.12	0.50
1:D:99:ASP:CB	1:D:102:ILE:HD12	2.41	0.50
1:E:541:TYR:O	1:E:544:ILE:HG22	2.12	0.50
1:E:576:VAL:HG22	1:E:663:VAL:HG13	1.94	0.50
1:E:657:SER:O	1:E:658:PHE:C	2.50	0.50
1:E:738:LEU:O	1:E:792:ASN:HB2	2.11	0.50
1:F:265:VAL:O	1:F:266:ALA:HB2	2.12	0.50
1:F:457:ALA:HB1	1:F:468:ARG:HG2	1.93	0.50
1:F:453:PHE:CD2	1:F:474:ILE:HG21	2.46	0.50
1:F:799:PRO:HB2	1:F:801:ASN:OD1	2.12	0.50

*Continued on next page...*

*Continued from previous page...*

Atom-1	Atom-2	Interatomic distance (Å)	Clash overlap (Å)
1:F:908:VAL:O	1:F:911:ALA:HB3	2.11	0.50
1:A:597:TYR:O	1:A:601:LYS:N	2.41	0.50
1:A:742:LEU:H	1:A:742:LEU:HD12	1.76	0.50
1:C:143:VAL:HG12	1:C:322:LYS:CG	2.42	0.50
1:C:630:MET:C	1:C:631:LEU:HD23	2.33	0.50
1:D:102:ILE:HD13	1:F:101:ASP:OD2	2.12	0.50
1:D:184:MET:HE1	1:D:270:LEU:CD2	2.41	0.50
1:D:641:GLU:CD	1:D:641:GLU:H	2.14	0.50
1:D:124:ARG:NH2	1:D:757:TYR:CD2	2.80	0.50
1:E:11:PHE:HE1	1:E:15:ILE:HD11	1.77	0.50
1:E:171:GLY:HA3	1:E:302:THR:HG22	1.93	0.50
1:E:340:VAL:O	1:E:344:LEU:HG	2.12	0.50
1:E:740:VAL:HG22	1:E:745:ILE:HD11	1.92	0.50
1:E:62:VAL:HG22	1:E:88:MET:HE3	1.93	0.50
1:D:725:GLN:HA	1:F:232:ALA:HB1	1.93	0.50
1:F:428:ARG:O	1:F:432:ARG:HG3	2.12	0.50
1:A:104:GLN:OE1	1:A:131:LYS:NZ	2.45	0.50
1:A:328:ASP:C	1:A:328:ASP:OD1	2.50	0.50
1:A:601:LYS:O	1:A:602:GLU:HG2	2.11	0.50
1:B:247:GLU:HG2	1:B:268:VAL:CG2	2.39	0.50
1:B:574:ALA:HA	1:B:664:PHE:O	2.12	0.50
1:A:754:GLY:HA2	1:C:217:GLY:CA	2.41	0.50
1:C:896:ILE:N	1:C:896:ILE:CD1	2.75	0.50
1:D:195:SER:C	1:D:197:GLN:H	2.15	0.50
1:D:597:TYR:HD2	1:D:601:LYS:HE3	1.77	0.50
1:D:985:VAL:HG13	1:D:989:ILE:HD12	1.94	0.50
1:E:142:VAL:HG21	1:E:158:ILE:CD1	2.23	0.50
1:A:344:LEU:O	1:A:348:ILE:HG22	2.12	0.49
1:A:579:PRO:HG2	1:A:582:SER:HG	1.77	0.49
1:A:684:LEU:HD12	1:A:684:LEU:N	2.27	0.49
1:A:974:VAL:HG12	1:A:975:MET:N	2.25	0.49
1:B:222:LEU:HA	1:B:223:PRO:C	2.33	0.49
1:B:463:THR:HG22	1:B:563:PHE:CE1	2.45	0.49
1:B:990:SER:O	1:B:999:HIS:NE2	2.40	0.49
1:C:962:ALA:O	1:C:965:ALA:HB3	2.12	0.49
1:C:960:GLU:O	1:C:963:ILE:HB	2.12	0.49
1:E:126:GLY:HA3	1:F:116:PRO:HB3	1.94	0.49
1:E:577:GLN:HA	1:E:624:SER:OG	2.11	0.49
1:F:293:LEU:HD21	1:F:297:ALA:O	2.12	0.49
1:F:314:GLU:N	1:F:315:PRO:HD2	2.27	0.49
1:F:421:ALA:O	1:F:422:GLU:C	2.50	0.49

*Continued on next page...*

*Continued from previous page...*

Atom-1	Atom-2	Interatomic distance (Å)	Clash overlap (Å)
1:F:779:ARG:HD2	1:F:779:ARG:O	2.11	0.49
1:F:79:SER:HB3	1:F:818:TYR:HD1	1.77	0.49
1:A:527:TYR:CE1	1:A:966:CYS:HB3	2.47	0.49
1:A:6:ILE:CD1	1:A:431:ALA:HB1	2.42	0.49
1:A:72:ILE:HD12	1:A:106:GLN:HB3	1.93	0.49
1:A:989:ILE:HG23	1:A:989:ILE:O	2.11	0.49
1:B:681:ASP:OD2	1:B:825:GLU:OE2	2.30	0.49
1:C:310:ILE:HD12	1:C:310:ILE:C	2.33	0.49
1:C:430:ALA:O	1:C:434:SER:HB2	2.13	0.49
1:C:188:LEU:O	1:C:775:ARG:HG3	2.12	0.49
1:D:328:ASP:OD1	1:D:329:THR:N	2.45	0.49
1:D:459:PHE:O	1:D:464:GLY:HA3	2.12	0.49
1:D:685:GLN:CB	1:D:687:GLN:HE22	2.24	0.49
1:D:183:SER:HB2	1:D:769:ARG:O	2.12	0.49
1:E:830:PRO:HB2	1:E:834:LEU:HB2	1.94	0.49
1:F:454:LEU:HB2	1:F:455:PRO:HD3	1.93	0.49
1:F:5:PHE:O	1:F:491:ALA:HB2	2.12	0.49
1:F:900:VAL:HG23	1:F:901:MET:H	1.77	0.49
1:A:115:THR:O	1:A:118:LEU:HB2	2.13	0.49
1:A:53:SER:O	1:A:56:THR:N	2.46	0.49
1:A:605:SER:OG	1:A:647:LEU:HD12	2.12	0.49
1:A:700:ASN:HA	1:A:703:LEU:HB2	1.94	0.49
1:B:430:ALA:O	1:B:433:LYS:HB3	2.12	0.49
1:B:537:HIS:O	1:B:541:TYR:HD1	1.95	0.49
1:B:682:LEU:N	1:B:682:LEU:HD23	2.26	0.49
1:B:872:ALA:HB3	1:B:873:PRO:HD3	1.94	0.49
1:E:188:LEU:HD12	1:E:266:ALA:HB2	1.93	0.49
1:E:674:LEU:HG	1:E:861:LEU:HD11	1.95	0.49
1:F:58:GLN:HA	1:F:62:VAL:HB	1.93	0.49
1:F:720:MET:SD	1:F:720:MET:N	2.85	0.49
1:F:727:LYS:O	1:F:729:GLU:HG2	2.13	0.49
1:F:749:VAL:HA	1:F:753:TRP:CZ3	2.48	0.49
1:A:6:ILE:HD13	1:A:431:ALA:HB1	1.93	0.49
1:A:641:GLU:OE1	1:A:641:GLU:HA	2.12	0.49
1:B:541:TYR:O	1:B:544:ILE:CG2	2.61	0.49
1:C:244:GLU:O	1:C:247:GLU:HB2	2.12	0.49
1:C:457:ALA:O	1:C:468:ARG:HD3	2.13	0.49
1:D:187:TRP:CH2	1:F:223:PRO:HG2	2.47	0.49
1:D:211:ASN:O	1:D:239:ARG:HG2	2.12	0.49
1:D:675:GLY:C	1:D:677:ALA:H	2.16	0.49
1:D:731:ASP:HB3	1:D:734:LYS:HB2	1.93	0.49

*Continued on next page...*

*Continued from previous page...*

Atom-1	Atom-2	Interatomic distance (Å)	Clash overlap (Å)
1:D:971:ARG:N	1:D:972:PRO:HD2	2.27	0.49
1:E:933:THR:HG21	1:E:1008:GLY:HA3	1.93	0.49
1:E:227:GLY:O	1:E:229:GLN:N	2.45	0.49
1:E:716:ARG:O	1:E:827:LEU:HB2	2.13	0.49
1:F:185:ARG:HA	1:F:185:ARG:HH11	1.76	0.49
1:F:410:ILE:HD13	1:F:975:MET:CE	2.43	0.49
1:F:504:ASP:O	1:F:506:GLY:O	2.30	0.49
1:F:752:ALA:HB3	1:F:753:TRP:CE3	2.48	0.49
1:A:329:THR:O	1:A:332:VAL:HG12	2.12	0.49
1:A:572:LEU:CD2	1:A:647:LEU:HD22	2.43	0.49
1:A:890:LEU:HD23	1:A:890:LEU:O	2.12	0.49
1:B:120:GLN:O	1:B:124:ARG:HG3	2.12	0.49
1:B:355:MET:O	1:B:359:LEU:HB2	2.12	0.49
1:C:899:SER:O	1:C:903:VAL:HG23	2.12	0.49
1:D:555:MET:CB	1:D:912:LEU:HD13	2.42	0.49
1:E:139:VAL:CG2	1:E:326:PRO:HG2	2.43	0.49
1:F:660:ASP:O	1:F:661:ALA:HB2	2.13	0.49
1:F:722:ASP:HA	1:F:813:PRO:CD	2.43	0.49
1:E:206:ALA:HA	1:F:742:LEU:HD23	1.95	0.49
1:A:234:ILE:HG23	1:B:728:LEU:HD23	1.94	0.49
1:A:254:ASN:C	1:A:256:ASP:H	2.15	0.49
1:A:416:VAL:O	1:A:420:MET:HB2	2.12	0.49
1:A:492:LEU:HD22	1:A:496:MET:HE3	1.93	0.49
1:B:15:ILE:O	1:B:19:ILE:HG12	2.13	0.49
1:B:556:PHE:CE1	1:B:912:LEU:HD21	2.46	0.49
1:B:631:LEU:HD21	1:B:647:LEU:CD2	2.42	0.49
1:C:360:GLN:HB3	1:C:513:PHE:CE1	2.47	0.49
1:D:646:GLU:CG	1:D:650:ARG:HH12	2.22	0.49
1:D:989:ILE:CG2	1:D:989:ILE:O	2.61	0.49
1:E:135:ASN:N	1:E:135:ASN:OD1	2.46	0.49
2:E:2001:LMT:H122	2:E:2002:LMT:C12	2.40	0.49
1:E:143:VAL:CG2	1:E:284:SER:HB2	2.43	0.49
1:E:579:PRO:O	1:E:581:GLY:N	2.45	0.49
1:E:738:LEU:HD13	1:E:798:VAL:CG1	2.36	0.49
1:E:783:ASP:C	1:E:785:LEU:N	2.65	0.49
1:F:138:MET:HG2	1:F:291:ILE:CG1	2.42	0.49
1:F:38:ILE:C	1:F:38:ILE:HD13	2.33	0.49
1:F:465:VAL:O	1:F:469:GLN:HG2	2.13	0.49
1:F:468:ARG:O	1:F:472:ILE:HG22	2.13	0.49
1:A:108:GLN:HA	1:A:111:LEU:HB3	1.93	0.49
1:A:242:THR:H	1:A:245:GLN:NE2	2.10	0.49

*Continued on next page...*

*Continued from previous page...*

Atom-1	Atom-2	Interatomic distance (Å)	Clash overlap (Å)
1:A:61:VAL:O	1:A:65:ILE:HG12	2.13	0.49
1:B:162:ILE:HD13	1:B:313:LEU:HD13	1.95	0.49
1:B:527:TYR:CZ	1:B:966:CYS:HB3	2.45	0.49
1:C:142:VAL:CG1	1:C:154:LEU:HB3	2.41	0.49
1:C:25:LEU:HB3	2:C:2001:LMT:H3'	1.95	0.49
1:C:393:LEU:HD13	1:C:466:ILE:HB	1.94	0.49
1:C:686:ASP:OD1	1:C:695:LEU:HD11	2.12	0.49
1:D:142:VAL:HG13	1:D:158:ILE:HD11	1.95	0.49
1:D:366:LEU:O	1:D:370:ILE:HG13	2.12	0.49
1:D:762:ILE:HD12	1:D:762:ILE:N	2.28	0.49
1:E:151:LYS:HG3	1:E:286:ALA:O	2.13	0.49
1:E:484:VAL:CG1	1:E:488:LEU:HD23	2.42	0.49
1:E:578:THR:CG2	1:E:590:VAL:HG21	2.41	0.49
1:F:456:MET:HE2	1:F:467:TYR:HB3	1.94	0.49
1:F:714:ARG:O	1:F:716:ARG:HD3	2.12	0.49
1:A:33:ASN:C	1:A:33:ASN:HD22	2.15	0.49
1:A:620:ARG:O	1:A:624:SER:OG	2.24	0.49
1:A:872:ALA:H	1:A:873:PRO:HD2	1.77	0.49
1:A:984:VAL:HG11	1:A:1005:VAL:HG21	1.91	0.49
1:B:189:ASP:O	1:B:193:LEU:HB2	2.13	0.49
1:B:465:VAL:HG22	1:B:468:ARG:HH21	1.78	0.49
1:B:791:ARG:HG3	1:B:795:GLY:HA2	1.95	0.49
1:C:527:TYR:CZ	1:C:1017:ILE:HB	2.48	0.49
1:B:223:PRO:HD2	1:C:187:TRP:CH2	2.48	0.49
1:C:2:SER:H	2:C:2002:LMT:H6D	1.78	0.49
1:C:527:TYR:O	1:C:531:VAL:HG23	2.13	0.49
1:D:958:ILE:HG12	1:D:959:VAL:N	2.28	0.49
1:E:713:GLN:O	1:E:715:VAL:N	2.45	0.49
1:E:72:ILE:HG12	1:E:75:LEU:HD12	1.95	0.49
1:E:740:VAL:HG23	1:E:791:ARG:O	2.12	0.49
1:F:24:GLY:O	1:F:26:SER:N	2.45	0.49
1:F:340:VAL:HA	1:F:343:THR:CG2	2.40	0.49
1:A:125:GLN:HG3	1:A:125:GLN:O	2.13	0.49
1:B:1:MET:O	1:B:5:PHE:HD2	1.96	0.49
1:B:313:LEU:O	1:B:317:MET:HG3	2.13	0.49
1:C:1009:MET:CE	1:C:1012:ALA:HB3	2.43	0.49
1:D:7:ASP:OD2	1:D:432:ARG:NH1	2.45	0.49
1:E:169:THR:HB	1:E:172:VAL:CG2	2.42	0.49
1:E:727:LYS:HD2	1:E:809:GLU:OE2	2.13	0.49
1:E:910:GLY:CA	1:E:1011:THR:HG21	2.43	0.49
1:D:754:GLY:HA2	1:F:217:GLY:HA2	1.93	0.49

*Continued on next page...*

*Continued from previous page...*

Atom-1	Atom-2	Interatomic distance (Å)	Clash overlap (Å)
1:F:425:LEU:HB3	1:F:429:GLU:HB3	1.95	0.49
1:F:563:PHE:CE2	1:F:564:LEU:CD2	2.96	0.49
1:F:571:VAL:O	1:F:644:VAL:HG11	2.12	0.49
1:F:922:ASN:OD1	1:F:926:PHE:CD2	2.66	0.49
1:A:383:LEU:HD11	1:A:398:MET:HE2	1.95	0.49
1:A:422:GLU:HG3	1:A:423:GLU:HG3	1.94	0.49
1:B:1027:VAL:HA	1:B:1030:LEU:HD12	1.95	0.49
1:B:228:GLN:C	1:B:230:LEU:H	2.17	0.49
1:B:706:ALA:O	1:B:709:ASN:HB3	2.12	0.49
1:B:722:ASP:OD1	1:B:812:SER:HA	2.13	0.49
1:B:887:LEU:HD21	1:B:942:ILE:HD11	1.95	0.49
1:C:488:LEU:HD13	1:C:492:LEU:HD12	1.95	0.49
1:C:462:SER:OG	1:C:864:GLU:HG3	2.13	0.49
1:D:534:ILE:CD1	1:D:1018:PHE:HB3	2.43	0.49
1:D:1020:VAL:N	1:D:1021:PRO:HD2	2.28	0.49
1:D:709:ASN:ND2	1:D:846:ILE:HD11	2.28	0.49
1:D:754:GLY:O	1:D:755:SER:HB3	2.13	0.49
1:D:181:GLN:OE1	1:D:768:LYS:HE3	2.13	0.49
1:E:412:VAL:O	1:E:416:VAL:HG23	2.12	0.49
1:E:650:ARG:CB	1:E:650:ARG:NH1	2.75	0.49
1:E:184:MET:HB2	1:E:761:PHE:CE1	2.47	0.49
1:F:13:TRP:O	1:F:17:LEU:HG	2.13	0.49
1:A:974:VAL:O	1:A:975:MET:C	2.51	0.48
1:B:872:ALA:O	1:B:873:PRO:C	2.50	0.48
1:C:376:LEU:CA	1:C:379:THR:HG22	2.43	0.48
1:C:845:GLU:C	1:C:847:VAL:H	2.16	0.48
1:D:598:LEU:HD21	1:D:629:ILE:CD1	2.43	0.48
1:D:571:VAL:HG12	1:D:630:MET:HE1	1.95	0.48
1:D:780:MET:CE	1:F:224:ALA:HB1	2.41	0.48
2:E:2001:LMT:H122	2:E:2002:LMT:C11	2.42	0.48
1:E:369:THR:O	1:E:373:PRO:HG2	2.12	0.48
1:E:633:PRO:HB2	1:E:636:GLU:HB2	1.95	0.48
1:E:897:PRO:O	1:E:900:VAL:HG12	2.13	0.48
1:F:298:ASN:HD22	1:F:301:ASP:H	1.61	0.48
1:F:469:GLN:O	1:F:473:THR:HG22	2.12	0.48
1:F:817:ARG:HG2	1:F:817:ARG:HH11	1.78	0.48
1:A:474:ILE:O	1:A:478:MET:HG2	2.13	0.48
1:A:789:TYR:CZ	1:A:799:PRO:HB3	2.48	0.48
1:B:933:THR:HG23	1:B:1009:MET:CE	2.43	0.48
1:B:458:PHE:O	2:B:2003:LMT:H6E	2.12	0.48
1:B:754:GLY:O	1:B:755:SER:HB3	2.12	0.48

*Continued on next page...*

*Continued from previous page...*

Atom-1	Atom-2	Interatomic distance (Å)	Clash overlap (Å)
1:C:818:TYR:O	1:C:819:ASN:HB2	2.13	0.48
1:D:58:GLN:OE1	1:D:815:LEU:HB3	2.13	0.48
1:D:759:ASN:OD1	1:D:770:VAL:HG11	2.12	0.48
1:E:314:GLU:HA	1:E:317:MET:CE	2.43	0.48
1:E:509:LYS:HG3	1:E:517:ASN:ND2	2.28	0.48
1:E:592:ASP:O	1:E:595:ARG:HB3	2.12	0.48
1:F:396:PHE:CE2	1:F:1001:ILE:HG21	2.48	0.48
1:F:1024:TYR:O	1:F:1027:VAL:HG22	2.12	0.48
1:F:817:ARG:NH1	1:F:817:ARG:HG2	2.28	0.48
1:F:991:THR:HA	1:F:995:SER:OG	2.14	0.48
1:B:298:ASN:ND2	1:B:300:LEU:HB2	2.28	0.48
1:B:414:GLU:CD	1:B:972:PRO:HG3	2.33	0.48
1:B:560:PRO:O	1:B:921:SER:HB2	2.13	0.48
1:B:598:LEU:HD21	1:B:655:PHE:HZ	1.79	0.48
1:A:878:LEU:HD21	1:C:25:LEU:CD1	2.43	0.48
1:C:54:ALA:O	1:C:82:SER:HB3	2.13	0.48
1:D:534:ILE:HG23	1:D:541:TYR:CG	2.49	0.48
1:E:684:LEU:O	1:E:823:ALA:HA	2.14	0.48
1:E:896:ILE:N	1:E:897:PRO:HD2	2.28	0.48
1:F:202:ASP:OD1	1:F:203:VAL:HG23	2.12	0.48
1:F:457:ALA:O	1:F:468:ARG:HD3	2.12	0.48
1:B:69:MET:C	1:B:70:ASN:HD22	2.17	0.48
1:B:745:ILE:CD1	1:B:790:VAL:HG21	2.43	0.48
1:C:1023:PHE:O	1:C:1027:VAL:HG13	2.13	0.48
1:C:746:ASN:O	1:C:749:VAL:HG22	2.12	0.48
1:D:140:VAL:HB	1:D:289:ILE:CG1	2.42	0.48
1:D:230:LEU:HD23	1:E:781:ASN:OD1	2.14	0.48
1:D:549:VAL:O	1:D:553:ILE:HG13	2.13	0.48
1:D:683:PHE:HD2	1:D:823:ALA:HB1	1.78	0.48
1:E:350:LEU:HD22	1:E:982:LEU:HB3	1.94	0.48
1:E:891:TYR:CA	1:E:949:LYS:HE2	2.41	0.48
1:F:279:ALA:HB2	1:F:612:VAL:HG23	1.95	0.48
1:F:382:VAL:HG12	1:F:472:ILE:HD11	1.95	0.48
1:A:361:ASN:HB3	1:A:364:ALA:CB	2.44	0.48
1:A:417:GLU:HA	1:A:420:MET:HE1	1.96	0.48
1:B:261:ARG:HD3	1:B:261:ARG:N	2.27	0.48
1:B:488:LEU:O	1:B:491:ALA:N	2.46	0.48
1:B:699:ARG:HD2	1:B:717:PRO:HB3	1.96	0.48
1:C:146:ASP:OD1	1:C:148:SER:CB	2.62	0.48
1:C:153:ASP:HA	1:C:182:TYR:OH	2.13	0.48
1:D:416:VAL:O	1:D:419:VAL:HG22	2.14	0.48

*Continued on next page...*



*Continued from previous page...*

Atom-1	Atom-2	Interatomic distance (Å)	Clash overlap (Å)
1:D:559:ILE:HD11	1:D:920:LEU:O	2.13	0.48
1:D:671:VAL:CG1	1:D:674:LEU:HD21	2.44	0.48
1:D:943:LEU:HB3	1:D:969:ARG:NE	2.29	0.48
1:D:946:GLU:O	1:D:949:LYS:N	2.47	0.48
1:E:631:LEU:HD11	1:E:644:VAL:HG22	1.95	0.48
1:F:364:ALA:O	1:F:368:PRO:HD3	2.13	0.48
1:F:371:ALA:HA	1:F:374:VAL:HG13	1.96	0.48
1:F:643:SER:O	1:F:646:GLU:N	2.44	0.48
1:F:723:GLU:OE1	1:F:813:PRO:HB3	2.14	0.48
1:A:185:ARG:NE	1:A:771:TYR:HB2	2.28	0.48
1:A:438:ILE:CG1	1:A:439:GLN:N	2.77	0.48
1:A:512:PHE:CD1	1:A:512:PHE:N	2.82	0.48
1:A:584:ALA:CB	1:A:622:GLN:HB3	2.43	0.48
1:A:761:PHE:HD2	1:A:761:PHE:H	1.60	0.48
1:B:539:ALA:O	1:B:543:LEU:HB2	2.14	0.48
1:B:60:THR:HG23	1:B:119:PRO:CG	2.41	0.48
1:A:261:ARG:NH2	1:B:733:GLU:OE2	2.45	0.48
1:C:936:LEU:HB3	1:C:1009:MET:CE	2.43	0.48
1:C:159:VAL:HG12	1:C:159:VAL:O	2.13	0.48
1:C:641:GLU:O	1:C:650:ARG:NH2	2.39	0.48
1:C:902:LEU:O	1:C:905:PRO:HD2	2.13	0.48
1:D:10:ILE:O	1:D:14:VAL:HG23	2.13	0.48
1:D:125:GLN:NE2	1:D:769:ARG:NH1	2.61	0.48
1:D:843:VAL:C	1:D:845:GLU:N	2.66	0.48
1:E:463:THR:HG22	1:E:563:PHE:HE1	1.78	0.48
1:E:619:GLY:HA3	1:E:720:MET:SD	2.53	0.48
2:F:2001:LMT:H6E	2:F:2001:LMT:H1B	1.95	0.48
1:F:303:ALA:HB2	1:F:330:THR:OG1	2.14	0.48
1:F:573:PHE:CE2	1:F:668:PRO:HD3	2.48	0.48
1:F:616:ASN:ND2	1:F:616:ASN:C	2.67	0.48
1:F:686:ASP:O	1:F:686:ASP:OD2	2.30	0.48
1:F:718:ASN:HB3	1:F:816:GLU:OE1	2.13	0.48
1:A:616:ASN:ND2	1:A:626:MET:HB3	2.28	0.48
1:A:775:ARG:HE	1:A:777:ASP:CG	2.17	0.48
1:A:940:ASN:ND2	1:A:973:ILE:HG23	2.28	0.48
1:B:571:VAL:HG12	1:B:572:LEU:N	2.29	0.48
1:A:889:ALA:HB2	1:C:14:VAL:HG21	1.95	0.48
1:C:166:LEU:O	1:C:172:VAL:HG11	2.14	0.48
1:C:76:ARG:HG2	1:C:77:TYR:CD2	2.49	0.48
1:D:35:TYR:CE1	1:D:392:THR:HG21	2.49	0.48
1:D:488:LEU:HD22	1:D:492:LEU:HD12	1.94	0.48

*Continued on next page...*

*Continued from previous page...*

Atom-1	Atom-2	Interatomic distance (Å)	Clash overlap (Å)
1:D:498:LYS:H	1:D:499:PRO:CD	2.26	0.48
1:D:916:SER:C	1:D:918:ARG:H	2.17	0.48
1:E:261:ARG:HE	1:E:263:LYS:HE2	1.79	0.48
1:F:332:VAL:HG11	1:F:569:GLN:HB3	1.95	0.48
1:F:96:GLN:NE2	1:F:462:SER:HB2	2.28	0.48
1:F:792:ASN:ND2	1:F:796:GLU:HB2	2.29	0.48
1:F:904:VAL:HB	1:F:905:PRO:HD3	1.95	0.48
1:A:27:ILE:CD1	2:A:1101:LMT:H72	2.42	0.48
1:A:443:VAL:O	1:A:447:MET:HG3	2.14	0.48
1:C:409:ALA:O	1:C:413:VAL:HG23	2.14	0.48
1:C:632:LYS:HB3	1:C:636:GLU:OE1	2.13	0.48
1:C:740:VAL:HG11	1:C:790:VAL:HG11	1.96	0.48
1:D:62:VAL:HG21	1:D:82:SER:OG	2.14	0.48
1:D:649:LYS:O	1:D:652:GLN:HB3	2.13	0.48
1:D:681:ASP:OD1	1:D:825:GLU:OE2	2.31	0.48
1:E:115:THR:HB	1:E:116:PRO:HD3	1.96	0.48
1:E:460:GLY:N	1:E:871:GLN:HE22	2.11	0.48
1:E:414:GLU:CG	1:E:972:PRO:HG3	2.43	0.48
1:F:421:ALA:O	1:F:423:GLU:N	2.47	0.48
1:F:328:ASP:H	1:F:630:MET:HE1	1.77	0.48
1:F:8:ARG:HH11	1:F:8:ARG:HG2	1.78	0.48
1:A:142:VAL:CG2	1:A:154:LEU:HB3	2.43	0.48
1:A:372:VAL:HA	1:A:405:LEU:CD2	2.43	0.48
1:A:62:VAL:HG12	1:A:62:VAL:O	2.13	0.48
1:A:54:ALA:CB	1:A:815:LEU:HD23	2.44	0.48
1:A:918:ARG:CZ	1:A:1003:THR:HG21	2.44	0.48
1:B:984:VAL:HG11	1:B:1005:VAL:CG2	2.44	0.48
1:C:142:VAL:HG13	1:C:154:LEU:HB3	1.96	0.48
1:C:532:ALA:O	1:C:536:LYS:HG3	2.13	0.48
1:C:943:LEU:HA	1:C:943:LEU:HD12	1.64	0.48
1:D:684:LEU:HD12	1:D:684:LEU:H	1.70	0.48
1:D:273:GLN:HG3	1:D:771:TYR:HE2	1.79	0.48
1:D:953:GLU:HG3	1:D:954:GLN:N	2.20	0.48
2:E:2001:LMT:C12	2:E:2002:LMT:C12	2.92	0.48
1:E:602:GLU:OE2	1:E:650:ARG:NH1	2.45	0.48
1:F:434:SER:O	1:F:438:ILE:HG12	2.14	0.48
1:F:507:GLU:HB3	1:F:517:ASN:ND2	2.29	0.48
1:F:643:SER:O	1:F:645:PHE:N	2.47	0.48
1:F:643:SER:O	1:F:644:VAL:C	2.51	0.48
1:F:654:HIS:ND1	1:F:654:HIS:C	2.66	0.48
1:F:576:VAL:HG13	1:F:663:VAL:HG22	1.95	0.48

*Continued on next page...*

*Continued from previous page...*

Atom-1	Atom-2	Interatomic distance (Å)	Clash overlap (Å)
1:A:910:GLY:HA3	1:A:1011:THR:HG21	1.96	0.48
1:A:193:LEU:HD21	1:A:199:THR:HA	1.95	0.48
1:A:211:ASN:O	1:A:211:ASN:CG	2.52	0.48
1:A:437:GLN:C	1:A:438:ILE:HG23	2.34	0.48
1:B:573:PHE:HD2	1:B:666:PHE:CE1	2.32	0.48
1:B:597:TYR:HD2	1:B:598:LEU:HD22	1.79	0.48
1:B:278:ASN:O	1:B:612:VAL:HA	2.14	0.48
1:A:222:LEU:CD2	1:B:622:GLN:OE1	2.61	0.48
1:C:545:TYR:CD1	1:C:1023:PHE:HZ	2.32	0.48
1:C:554:TRP:CZ2	1:C:558:ARG:HD2	2.49	0.48
1:C:599:LEU:HD23	1:C:599:LEU:O	2.14	0.48
1:C:690:VAL:CG2	1:C:694:VAL:HG21	2.44	0.48
1:D:970:LEU:O	1:D:971:ARG:C	2.52	0.48
1:E:544:ILE:HD12	1:E:1019:TRP:CZ2	2.49	0.48
1:E:53:SER:HG	1:E:56:THR:CB	2.26	0.48
1:E:713:GLN:HE21	1:E:714:ARG:HE	1.62	0.48
1:E:84:SER:C	1:E:86:GLY:H	2.18	0.48
1:F:391:ASN:C	1:F:391:ASN:OD1	2.52	0.48
1:F:635:GLU:O	1:F:637:ARG:N	2.46	0.48
1:F:733:GLU:HG3	1:F:734:LYS:H	1.77	0.48
1:B:311:ALA:HA	1:B:314:GLU:OE1	2.13	0.47
1:B:559:ILE:HD13	1:B:560:PRO:N	2.29	0.47
1:C:1020:VAL:HB	1:C:1021:PRO:HD3	1.96	0.47
1:C:42:ALA:CB	1:C:132:ALA:HB3	2.44	0.47
1:C:361:ASN:O	1:C:362:PHE:C	2.52	0.47
1:C:563:PHE:C	1:C:564:LEU:HD22	2.34	0.47
1:C:658:PHE:CD1	1:C:659:LYS:HG3	2.49	0.47
1:D:586:ARG:HH11	1:D:586:ARG:HG3	1.77	0.47
1:D:575:GLN:HE21	1:D:616:ASN:ND2	2.12	0.47
1:D:568:ASP:HB3	1:D:634:TRP:HZ3	1.74	0.47
1:E:694:VAL:O	1:E:697:GLN:HB2	2.14	0.47
1:E:803:PHE:C	1:E:805:THR:H	2.16	0.47
1:E:462:SER:HB2	1:E:864:GLU:OE1	2.14	0.47
1:F:291:ILE:CD1	1:F:306:ILE:HG13	2.44	0.47
1:F:144:SER:HA	1:F:320:GLY:O	2.13	0.47
1:F:500:ILE:HG22	1:F:500:ILE:O	2.14	0.47
1:A:240:LEU:HB2	1:A:246:PHE:CZ	2.49	0.47
1:A:246:PHE:O	1:A:262:LEU:HD23	2.14	0.47
1:A:39:ALA:HB3	1:A:673:GLU:CG	2.43	0.47
1:A:6:ILE:HD13	1:A:431:ALA:CB	2.44	0.47
1:B:412:VAL:O	1:B:416:VAL:HG23	2.15	0.47

*Continued on next page...*

*Continued from previous page...*

Atom-1	Atom-2	Interatomic distance (Å)	Clash overlap (Å)
1:A:767:VAL:HG21	1:B:59:ASP:O	2.14	0.47
1:C:164:ASP:HB2	1:C:165:PRO:HD3	1.96	0.47
1:C:500:ILE:O	1:C:501:GLU:O	2.33	0.47
1:D:324:VAL:HG22	1:D:325:TYR:H	1.79	0.47
1:D:33:ASN:ND2	1:D:35:TYR:O	2.47	0.47
1:E:761:PHE:CE2	1:E:763:ASP:HB2	2.49	0.47
1:E:197:GLN:HA	1:E:797:MET:HG3	1.96	0.47
1:E:957:GLY:O	1:E:959:VAL:N	2.48	0.47
1:F:14:VAL:O	1:F:18:VAL:HG23	2.14	0.47
1:F:183:SER:HB3	1:F:185:ARG:HD3	1.96	0.47
1:A:1010:VAL:HG23	1:A:1011:THR:N	2.29	0.47
1:A:235:ILE:HG13	1:A:235:ILE:O	2.13	0.47
1:A:718:ASN:HB3	1:A:825:GLU:HB3	1.95	0.47
1:B:250:LEU:HD21	1:B:261:ARG:HG3	1.96	0.47
1:B:527:TYR:CZ	1:B:531:VAL:HG21	2.49	0.47
1:B:611:THR:HG22	1:B:627:ALA:HB2	1.95	0.47
1:C:303:ALA:O	1:C:307:ARG:HG3	2.14	0.47
1:C:801:ASN:C	1:C:803:PHE:H	2.17	0.47
1:B:14:VAL:CG1	1:C:885:LEU:HB3	2.44	0.47
1:D:12:ALA:O	1:D:13:TRP:C	2.51	0.47
1:D:405:LEU:O	1:D:405:LEU:HD12	2.14	0.47
1:D:519:MET:C	1:D:519:MET:SD	2.93	0.47
1:E:144:SER:O	1:E:284:SER:HB3	2.14	0.47
1:E:748:THR:O	1:E:752:ALA:HB3	2.14	0.47
1:F:721:SER:O	1:F:813:PRO:HD2	2.15	0.47
1:F:840:MET:SD	1:F:865:GLU:HG2	2.55	0.47
1:F:888:ALA:O	1:F:892:GLU:N	2.47	0.47
1:A:362:PHE:CD1	1:A:362:PHE:N	2.81	0.47
1:A:587:THR:O	1:A:589:VAL:N	2.48	0.47
1:A:452:VAL:HG22	1:A:883:VAL:HG21	1.97	0.47
1:A:965:ALA:O	1:A:969:ARG:HG2	2.14	0.47
1:B:151:LYS:NZ	2:B:2001:LMT:H21	2.30	0.47
1:B:386:PHE:HZ	2:B:2003:LMT:H81	1.78	0.47
1:B:571:VAL:O	1:B:644:VAL:HG11	2.13	0.47
1:C:393:LEU:CD1	1:C:466:ILE:HB	2.44	0.47
1:C:537:HIS:O	1:C:541:TYR:HD2	1.98	0.47
1:C:326:PRO:HB2	1:C:610:PHE:HB2	1.96	0.47
1:C:914:ALA:O	1:C:917:MET:N	2.47	0.47
1:C:959:VAL:O	1:C:963:ILE:HG12	2.14	0.47
1:D:472:ILE:O	1:D:476:SER:CB	2.62	0.47
1:D:616:ASN:O	1:D:618:ALA:N	2.47	0.47

*Continued on next page...*

*Continued from previous page...*

Atom-1	Atom-2	Interatomic distance (Å)	Clash overlap (Å)
1:E:15:ILE:O	1:E:19:ILE:HD13	2.14	0.47
1:E:445:ILE:HG22	1:E:942:ILE:HD12	1.95	0.47
1:E:535:LEU:HD22	1:E:1025:VAL:CG2	2.43	0.47
1:E:558:ARG:HB3	1:E:558:ARG:HH11	1.77	0.47
1:E:597:TYR:CD1	1:E:597:TYR:C	2.86	0.47
1:D:753:TRP:C	1:F:217:GLY:HA3	2.34	0.47
1:F:690:VAL:O	1:F:690:VAL:HG13	2.15	0.47
1:F:692:HIS:NE2	1:F:815:LEU:HD22	2.30	0.47
1:F:156:ASN:HD21	1:F:768:LYS:HE2	1.78	0.47
1:F:463:THR:HG23	1:F:924:VAL:CG1	2.44	0.47
1:A:190:PRO:HB3	1:A:788:TRP:CD2	2.49	0.47
1:A:634:TRP:CE2	1:A:993:ALA:HB2	2.49	0.47
1:A:715:VAL:HG13	1:A:715:VAL:O	2.14	0.47
1:A:830:PRO:CG	1:A:836:SER:HA	2.44	0.47
1:A:893:SER:OG	1:A:894:TRP:N	2.48	0.47
1:C:335:ALA:O	1:C:339:GLU:HG2	2.15	0.47
1:C:359:LEU:HD21	1:C:413:VAL:HG12	1.96	0.47
1:C:763:ASP:C	1:C:763:ASP:OD1	2.53	0.47
1:D:62:VAL:HA	1:D:90:ILE:HD11	1.96	0.47
1:E:108:GLN:HE21	1:E:129:VAL:HG11	1.80	0.47
1:E:47:VAL:HG22	1:E:127:ILE:CG2	2.39	0.47
1:E:529:ARG:O	1:E:532:ALA:HB3	2.13	0.47
1:F:461:GLY:HA2	1:F:867:LEU:HD11	1.97	0.47
1:F:83:ASN:N	1:F:83:ASN:ND2	2.62	0.47
1:F:986:PRO:O	1:F:990:SER:HB3	2.15	0.47
1:A:88:MET:C	1:A:88:MET:SD	2.92	0.47
1:B:151:LYS:HD2	1:B:279:ALA:H	1.78	0.47
1:C:357:LEU:O	1:C:360:GLN:OE1	2.32	0.47
1:C:47:VAL:CG2	1:C:127:ILE:HG13	2.43	0.47
1:C:752:ALA:HB3	1:C:753:TRP:CE3	2.50	0.47
1:C:880:LEU:CD1	1:C:934:ILE:HG13	2.44	0.47
1:D:5:PHE:CD2	1:D:487:ILE:HG23	2.50	0.47
1:D:124:ARG:NH2	1:D:757:TYR:O	2.47	0.47
1:D:847:VAL:HG21	1:D:856:TYR:CE2	2.50	0.47
1:F:446:ALA:HA	1:F:478:MET:CE	2.44	0.47
1:F:887:LEU:CD1	1:F:900:VAL:HG11	2.44	0.47
1:F:887:LEU:HD13	1:F:900:VAL:HG11	1.97	0.47
1:F:936:LEU:HD13	1:F:1009:MET:SD	2.54	0.47
1:F:947:PHE:O	1:F:950:GLU:HB2	2.15	0.47
1:A:562:ALA:O	1:A:923:ASP:HA	2.14	0.47
1:A:772:LEU:O	1:A:773:GLN:HB2	2.15	0.47

*Continued on next page...*

*Continued from previous page...*

Atom-1	Atom-2	Interatomic distance (Å)	Clash overlap (Å)
1:B:348:ILE:HD11	1:B:369:THR:HG23	1.96	0.47
1:B:573:PHE:CE2	1:B:668:PRO:HB3	2.49	0.47
1:B:890:LEU:HD12	1:B:890:LEU:O	2.14	0.47
1:A:9:PRO:CD	1:B:892:GLU:OE2	2.59	0.47
1:B:959:VAL:O	1:B:963:ILE:HG13	2.14	0.47
1:C:262:LEU:HA	1:C:265:VAL:HG22	1.97	0.47
1:C:500:ILE:HG23	1:C:500:ILE:O	2.13	0.47
1:C:701:LYS:HE2	1:C:705:LEU:HD11	1.96	0.47
1:C:207:ILE:HG22	1:C:759:ASN:HD21	1.80	0.47
1:D:193:LEU:HD21	1:D:200:PRO:HD3	1.97	0.47
1:D:749:VAL:O	1:D:753:TRP:HB2	2.15	0.47
1:D:78:ILE:HD11	1:D:90:ILE:CG2	2.44	0.47
1:E:483:ILE:HG22	1:E:487:ILE:HD12	1.97	0.47
1:E:969:ARG:CG	1:E:969:ARG:HH11	2.27	0.47
1:F:941:ALA:HA	1:F:1020:VAL:HG21	1.97	0.47
1:F:360:GLN:O	1:F:361:ASN:HB2	2.15	0.47
1:F:669:PRO:HD2	1:F:675:GLY:O	2.15	0.47
1:F:858:TRP:HE1	1:F:866:ARG:HH21	1.61	0.47
1:A:554:TRP:O	1:A:557:THR:OG1	2.29	0.47
1:A:705:LEU:HB3	1:A:846:ILE:HG23	1.97	0.47
1:B:896:ILE:N	1:B:897:PRO:CD	2.78	0.47
1:C:1020:VAL:N	1:C:1021:PRO:CD	2.77	0.47
1:C:428:ARG:HG2	1:C:428:ARG:HH11	1.80	0.47
1:C:804:ALA:O	1:C:805:THR:HB	2.14	0.47
1:C:977:SER:HB3	1:C:1013:THR:OG1	2.15	0.47
1:E:261:ARG:HB3	1:E:263:LYS:HG2	1.97	0.47
1:E:725:GLN:HG2	1:E:809:GLU:O	2.15	0.47
1:F:159:VAL:CG1	1:F:159:VAL:O	2.61	0.47
1:F:573:PHE:CD2	1:F:668:PRO:HD3	2.50	0.47
1:F:699:ARG:HD2	1:F:824:MET:HE1	1.96	0.47
1:A:861:LEU:HD23	1:A:861:LEU:N	2.29	0.47
1:B:715:VAL:O	1:B:715:VAL:HG12	2.14	0.47
1:B:829:GLU:CB	1:B:830:PRO:HD2	2.33	0.47
1:C:359:LEU:HD12	1:C:365:THR:HA	1.95	0.47
1:C:588:GLN:HG2	1:C:613:THR:HG21	1.97	0.47
1:C:687:GLN:C	1:C:689:GLY:H	2.18	0.47
1:D:218:GLN:HA	1:D:234:ILE:H	1.79	0.47
1:D:449:LEU:CD1	1:D:478:MET:HG3	2.45	0.47
1:D:631:LEU:HD23	1:D:637:ARG:CZ	2.45	0.47
1:D:749:VAL:HG22	1:D:753:TRP:CZ3	2.41	0.47
1:D:994:GLY:O	1:D:996:GLY:N	2.48	0.47

*Continued on next page...*

*Continued from previous page...*

Atom-1	Atom-2	Interatomic distance (Å)	Clash overlap (Å)
1:E:1013:THR:HG22	1:E:1013:THR:O	2.15	0.47
1:E:3:LYS:HG2	1:E:432:ARG:HB3	1.97	0.47
1:E:552:MET:HA	1:E:909:ILE:CD1	2.45	0.47
1:E:834:LEU:HD12	1:E:834:LEU:N	2.29	0.47
1:F:319:GLN:HG3	1:F:320:GLY:N	2.30	0.47
1:F:501:GLU:O	1:F:502:LYS:O	2.33	0.47
1:F:516:PHE:HA	1:F:519:MET:HG3	1.95	0.47
1:F:592:ASP:O	1:F:595:ARG:HG3	2.15	0.47
1:A:1001:ILE:HG23	1:A:1002:GLY:N	2.30	0.47
1:A:185:ARG:HH12	1:A:275:TYR:HE2	1.58	0.47
1:B:141:GLY:HA2	1:B:288:GLY:HA3	1.97	0.47
1:B:443:VAL:O	1:B:447:MET:HG2	2.15	0.47
1:B:984:VAL:CG1	1:B:1006:ILE:HD11	2.45	0.47
1:C:142:VAL:CG2	1:C:154:LEU:HD22	2.45	0.47
1:A:583:SER:HB3	1:C:229:GLN:HA	1.96	0.47
1:C:314:GLU:N	1:C:315:PRO:CD	2.77	0.47
1:C:573:PHE:HB2	1:C:666:PHE:CE1	2.50	0.47
1:C:870:SER:O	1:C:873:PRO:HD2	2.14	0.47
1:D:162:ILE:C	1:D:165:PRO:HD2	2.36	0.47
1:D:219:LEU:HD12	1:D:234:ILE:HG12	1.96	0.47
1:D:472:ILE:HD13	1:D:472:ILE:N	2.30	0.47
1:D:470:PHE:CE2	1:D:474:ILE:HG13	2.50	0.47
1:E:431:ALA:HB2	1:E:494:ALA:HB2	1.97	0.47
1:E:622:GLN:C	1:E:624:SER:H	2.18	0.47
1:E:726:TYR:CZ	1:E:806:GLY:HA3	2.50	0.47
1:F:332:VAL:HA	1:F:634:TRP:HH2	1.78	0.47
1:F:504:ASP:CG	1:F:504:ASP:O	2.53	0.47
1:A:592:ASP:O	1:A:596:GLU:HG3	2.15	0.47
1:A:847:VAL:HA	1:A:850:LEU:CD1	2.45	0.47
1:A:847:VAL:HA	1:A:850:LEU:HD12	1.97	0.47
1:A:974:VAL:HG13	1:A:978:LEU:HD13	1.97	0.47
1:B:133:VAL:HG21	1:B:135:ASN:ND2	2.30	0.47
1:B:30:LEU:HD23	1:B:390:ILE:CD1	2.44	0.47
1:B:367:ILE:CD1	1:B:367:ILE:H	2.28	0.47
1:A:229:GLN:NE2	1:B:586:ARG:HD2	2.30	0.47
1:B:745:ILE:HG23	1:B:800:PHE:CE1	2.50	0.47
1:C:401:ALA:O	1:C:405:LEU:CD2	2.55	0.47
1:C:609:VAL:HG13	1:C:629:ILE:HD13	1.96	0.47
1:C:706:ALA:HB1	1:C:715:VAL:HG21	1.97	0.47
1:C:727:LYS:HE3	1:C:729:GLU:CG	2.44	0.47
1:D:187:TRP:C	1:D:266:ALA:HB1	2.34	0.47

*Continued on next page...*

*Continued from previous page...*

Atom-1	Atom-2	Interatomic distance (Å)	Clash overlap (Å)
1:D:655:PHE:HE1	1:D:658:PHE:HB3	1.77	0.47
1:D:685:GLN:HG3	1:D:687:GLN:NE2	2.29	0.47
1:D:761:PHE:CE1	1:D:763:ASP:HB2	2.50	0.47
1:D:791:ARG:HA	1:D:797:MET:HA	1.97	0.47
1:D:954:GLN:HG2	1:D:955:GLY:N	2.30	0.47
1:E:154:LEU:O	1:E:158:ILE:HG12	2.15	0.47
1:E:426:SER:HB2	1:E:427:PRO:HD2	1.97	0.47
1:E:327:TYR:HB2	1:E:630:MET:CE	2.45	0.47
1:E:878:LEU:O	1:E:882:VAL:HG23	2.15	0.47
1:F:152:GLU:H	1:F:152:GLU:CD	2.15	0.47
1:F:281:PHE:O	1:F:282:ASN:HB2	2.15	0.47
1:F:499:PRO:O	1:F:500:ILE:HD13	2.15	0.47
1:F:49:TYR:HB3	1:F:52:ALA:HB3	1.96	0.47
1:F:698:ALA:O	1:F:702:PHE:HB2	2.15	0.47
1:F:904:VAL:O	1:F:907:GLY:N	2.47	0.47
1:A:363:ARG:O	1:A:367:ILE:HG13	2.14	0.46
1:A:82:SER:O	1:A:814:LYS:HA	2.15	0.46
1:B:178:PHE:HB3	2:B:2001:LMT:C4	2.45	0.46
1:B:344:LEU:O	1:B:348:ILE:HG22	2.15	0.46
1:B:544:ILE:HG21	1:B:1019:TRP:HZ2	1.80	0.46
1:C:246:PHE:CB	1:C:268:VAL:HG11	2.45	0.46
1:C:755:SER:HB3	1:C:773:GLN:HB2	1.98	0.46
1:C:80:SER:HA	1:C:89:THR:O	2.15	0.46
1:C:923:ASP:O	1:C:926:PHE:N	2.48	0.46
1:D:64:VAL:HG21	1:D:118:LEU:HD11	1.96	0.46
1:D:730:ILE:HA	1:D:804:ALA:HB2	1.97	0.46
1:E:969:ARG:HG3	1:E:969:ARG:HH11	1.80	0.46
1:F:635:GLU:C	1:F:637:ARG:H	2.18	0.46
1:F:644:VAL:HA	1:F:647:LEU:HB3	1.97	0.46
1:F:646:GLU:O	1:F:649:LYS:N	2.48	0.46
1:F:605:SER:OG	1:F:647:LEU:HD13	2.15	0.46
1:F:784:ASP:HA	1:F:787:LYS:HD3	1.96	0.46
1:F:725:GLN:H	1:F:810:TYR:HA	1.80	0.46
1:A:132:ALA:HB2	1:A:173:GLY:HA3	1.96	0.46
1:A:142:VAL:O	1:A:154:LEU:HD13	2.16	0.46
1:A:684:LEU:O	1:A:823:ALA:HA	2.16	0.46
1:A:685:GLN:HB3	1:A:821:VAL:HG11	1.96	0.46
1:A:974:VAL:O	1:A:977:SER:N	2.48	0.46
1:B:157:TYR:OH	1:B:317:MET:HA	2.15	0.46
1:C:754:GLY:O	1:C:755:SER:C	2.53	0.46
1:D:140:VAL:HG21	1:D:310:ILE:HD11	1.96	0.46

*Continued on next page...*



*Continued from previous page...*

Atom-1	Atom-2	Interatomic distance (Å)	Clash overlap (Å)
1:D:606:VAL:CG1	1:D:607:SER:N	2.78	0.46
1:D:953:GLU:CG	1:D:954:GLN:N	2.72	0.46
1:E:405:LEU:HD22	1:E:481:SER:OG	2.14	0.46
1:F:945:VAL:HG23	1:F:1020:VAL:CG1	2.44	0.46
1:F:727:LYS:HD3	1:F:807:LYS:HE2	1.97	0.46
1:F:851:PRO:HB2	1:F:854:VAL:HG23	1.96	0.46
1:A:213:GLN:HG3	1:B:56:THR:HG22	1.98	0.46
1:A:492:LEU:HD22	1:A:496:MET:HE1	1.97	0.46
1:B:455:PRO:O	1:B:456:MET:C	2.53	0.46
1:B:846:ILE:O	1:B:848:LYS:N	2.48	0.46
1:C:982:LEU:HA	1:C:985:VAL:HG23	1.97	0.46
1:D:842:ALA:O	1:D:846:ILE:HG13	2.15	0.46
1:E:47:VAL:HG23	1:E:88:MET:SD	2.56	0.46
1:E:625:GLY:O	1:E:626:MET:HB3	2.16	0.46
1:F:216:SER:HB2	1:F:234:ILE:O	2.16	0.46
1:F:449:LEU:O	1:F:453:PHE:HD2	1.98	0.46
1:F:682:LEU:O	1:F:825:GLU:HG3	2.16	0.46
1:A:228:GLN:HB2	1:B:780:MET:CE	2.45	0.46
1:A:242:THR:OG1	1:A:244:GLU:HG2	2.15	0.46
1:B:159:VAL:HA	1:B:163:GLN:HB2	1.97	0.46
1:B:178:PHE:CZ	2:B:2001:LMT:H81	2.51	0.46
1:C:1014:VAL:HG23	1:C:1015:LEU:HD22	1.96	0.46
1:C:30:LEU:HD11	1:C:384:ALA:CB	2.44	0.46
1:C:698:ALA:O	1:C:702:PHE:HB2	2.15	0.46
1:C:969:ARG:O	1:C:973:ILE:HG13	2.15	0.46
1:D:742:LEU:H	1:D:742:LEU:CD1	2.22	0.46
1:E:16:ALA:O	1:E:20:MET:HG3	2.15	0.46
1:E:703:LEU:HD22	1:E:715:VAL:O	2.14	0.46
1:E:185:ARG:HD3	1:E:771:TYR:HB2	1.97	0.46
1:E:680:PHE:CE1	1:E:828:GLY:HA3	2.50	0.46
1:F:121:GLU:O	1:F:124:ARG:HB3	2.16	0.46
1:F:433:LYS:NZ	1:F:437:GLN:NE2	2.64	0.46
1:F:908:VAL:O	1:F:911:ALA:N	2.49	0.46
1:F:912:LEU:CD2	1:F:926:PHE:HZ	2.27	0.46
1:A:428:ARG:O	1:A:432:ARG:HG3	2.16	0.46
1:A:60:THR:OG1	1:A:61:VAL:HG23	2.16	0.46
1:B:317:MET:HE1	1:B:323:VAL:HG13	1.98	0.46
1:B:415:ASN:O	1:B:419:VAL:HG23	2.16	0.46
1:C:211:ASN:HB2	1:C:240:LEU:HD22	1.97	0.46
1:C:456:MET:HB2	1:C:467:TYR:HB3	1.98	0.46
1:C:910:GLY:HA3	1:C:1011:THR:OG1	2.16	0.46

*Continued on next page...*

*Continued from previous page...*

Atom-1	Atom-2	Interatomic distance (Å)	Clash overlap (Å)
1:C:923:ASP:O	1:C:924:VAL:C	2.53	0.46
2:D:2002:LMT:O3'	2:D:2002:LMT:O5B	2.20	0.46
1:D:251:LEU:HB2	1:D:260:VAL:O	2.16	0.46
1:D:32:VAL:CG2	1:D:337:ILE:HD13	2.42	0.46
1:D:360:GLN:O	1:D:361:ASN:HB2	2.15	0.46
1:D:544:ILE:O	1:D:548:ILE:HG13	2.16	0.46
1:D:572:LEU:HG	1:D:629:ILE:HD12	1.97	0.46
1:E:72:ILE:HD11	1:E:75:LEU:HD12	1.96	0.46
1:E:799:PRO:HB2	1:E:801:ASN:ND2	2.30	0.46
1:F:475:VAL:HG23	1:F:476:SER:N	2.31	0.46
1:F:831:ALA:HB3	1:F:834:LEU:HD12	1.96	0.46
1:A:145:THR:C	1:A:147:GLY:H	2.18	0.46
1:A:641:GLU:HG3	1:A:650:ARG:NH1	2.30	0.46
1:A:649:LYS:NZ	1:A:652:GLN:HE21	2.14	0.46
1:A:708:GLN:HE22	1:D:809:GLU:CD	2.17	0.46
1:A:750:SER:HA	1:C:215:SER:O	2.16	0.46
1:A:685:GLN:O	1:A:854:VAL:HG13	2.15	0.46
1:B:958:ILE:CG2	1:B:1025:VAL:HG22	2.37	0.46
1:C:371:ALA:HA	1:C:374:VAL:CG1	2.45	0.46
1:D:1009:MET:O	1:D:1013:THR:HG23	2.16	0.46
1:D:61:VAL:O	1:D:64:VAL:HG22	2.16	0.46
1:D:751:ILE:O	1:D:751:ILE:HG22	2.16	0.46
1:E:762:ILE:HD13	1:E:767:VAL:HG12	1.97	0.46
1:F:1013:THR:O	1:F:1017:ILE:HG12	2.16	0.46
1:F:298:ASN:HB3	1:F:301:ASP:HB2	1.97	0.46
1:F:99:ASP:HB3	1:F:102:ILE:CD1	2.45	0.46
1:B:455:PRO:HG3	2:B:2004:LMT:H51	1.97	0.46
1:B:227:GLY:O	1:B:228:GLN:HB3	2.16	0.46
1:B:57:VAL:O	1:B:61:VAL:HB	2.16	0.46
1:B:43:ILE:O	1:B:91:THR:HA	2.15	0.46
1:C:144:SER:HA	1:C:320:GLY:O	2.16	0.46
1:C:713:GLN:NE2	1:C:714:ARG:HE	2.07	0.46
1:C:946:GLU:O	1:C:950:GLU:HG3	2.15	0.46
1:D:702:PHE:CD2	1:D:702:PHE:C	2.89	0.46
1:E:133:VAL:HG22	1:E:135:ASN:OD1	2.16	0.46
1:E:203:VAL:O	1:E:207:ILE:HG12	2.15	0.46
1:E:848:LYS:C	1:E:850:LEU:H	2.19	0.46
1:F:533:SER:O	1:F:536:LYS:N	2.49	0.46
1:E:235:ILE:HD12	1:F:53:SER:HB3	1.98	0.46
1:A:1016:ALA:HB1	1:A:1020:VAL:CG2	2.45	0.46
1:B:178:PHE:CE2	2:B:2001:LMT:H81	2.51	0.46

*Continued on next page...*

*Continued from previous page...*

Atom-1	Atom-2	Interatomic distance (Å)	Clash overlap (Å)
1:B:336:SER:O	1:B:340:VAL:CG2	2.62	0.46
1:C:45:VAL:HG12	1:C:127:ILE:HG21	1.97	0.46
2:C:2001:LMT:H2B	2:C:2001:LMT:O3'	2.16	0.46
1:C:1:MET:CA	2:C:2002:LMT:H6D	2.45	0.46
1:C:743:ALA:HB1	1:C:746:ASN:CG	2.35	0.46
1:C:791:ARG:HA	1:C:797:MET:HE3	1.97	0.46
1:E:14:VAL:O	1:E:17:LEU:N	2.49	0.46
1:E:257:GLY:O	1:E:258:SER:C	2.53	0.46
1:E:488:LEU:O	1:E:491:ALA:HB3	2.16	0.46
1:F:531:VAL:O	1:F:535:LEU:HG	2.16	0.46
1:F:595:ARG:HG3	1:F:596:GLU:N	2.31	0.46
1:A:242:THR:OG1	1:A:245:GLN:HG3	2.16	0.46
1:A:347:ALA:HA	1:A:350:LEU:HB2	1.97	0.46
1:A:279:ALA:HB1	1:A:611:THR:O	2.16	0.46
1:A:354:VAL:HG21	1:A:979:ALA:HA	1.97	0.46
1:B:563:PHE:CD2	1:B:564:LEU:HG	2.51	0.46
1:C:1016:ALA:O	1:C:1018:PHE:N	2.48	0.46
1:C:466:ILE:O	1:C:467:TYR:C	2.54	0.46
1:C:537:HIS:O	1:C:541:TYR:CD2	2.69	0.46
1:C:847:VAL:HA	1:C:850:LEU:HD13	1.97	0.46
1:D:133:VAL:CG1	1:D:135:ASN:OD1	2.64	0.46
1:D:391:ASN:ND2	1:D:469:GLN:OE1	2.49	0.46
1:E:555:MET:CG	1:E:912:LEU:HB3	2.46	0.46
1:F:150:THR:O	1:F:151:LYS:C	2.54	0.46
1:F:330:THR:HB	1:F:331:PRO:HD3	1.98	0.46
1:F:61:VAL:HG21	1:F:122:VAL:HG21	1.97	0.46
1:F:826:ILE:C	1:F:827:LEU:HD23	2.36	0.46
1:F:859:THR:HA	1:F:863:TYR:HB2	1.96	0.46
1:F:884:PHE:CE1	1:F:897:PRO:HB2	2.50	0.46
1:A:10:ILE:O	1:A:14:VAL:HG23	2.15	0.46
1:A:8:ARG:HB3	1:A:11:PHE:HB2	1.97	0.46
1:A:410:ILE:CA	1:A:413:VAL:HG12	2.43	0.46
1:A:655:PHE:O	1:A:658:PHE:HB2	2.16	0.46
1:A:725:GLN:O	1:A:808:TRP:CE3	2.69	0.46
1:A:780:MET:CE	1:C:228:GLN:HB2	2.46	0.46
1:B:407:ASP:O	1:B:411:VAL:CG1	2.63	0.46
1:B:134:LYS:NZ	1:B:673:GLU:HA	2.31	0.46
1:C:317:MET:CE	1:C:321:MET:HE2	2.46	0.46
1:C:927:GLN:HB2	1:C:927:GLN:HE21	1.58	0.46
1:D:410:ILE:O	1:D:414:GLU:HB2	2.16	0.46
1:D:467:TYR:O	1:D:470:PHE:N	2.46	0.46

*Continued on next page...*

*Continued from previous page...*

Atom-1	Atom-2	Interatomic distance (Å)	Clash overlap (Å)
1:D:468:ARG:O	1:D:472:ILE:HD12	2.16	0.46
1:D:726:TYR:CZ	1:D:806:GLY:HA3	2.50	0.46
1:E:10:ILE:O	1:E:14:VAL:HG23	2.16	0.46
1:E:19:ILE:HG23	1:E:378:GLY:HA3	1.98	0.46
1:E:655:PHE:HB3	1:E:663:VAL:O	2.15	0.46
1:F:542:LEU:HG	1:F:1022:LEU:HD11	1.98	0.46
1:F:293:LEU:CD2	1:F:297:ALA:HB3	2.45	0.46
1:F:698:ALA:HB1	1:F:850:LEU:HD23	1.98	0.46
1:A:293:LEU:HD12	1:A:294:ALA:H	1.81	0.45
1:A:944:ILE:HD13	1:A:969:ARG:HG3	1.98	0.45
1:B:198:LEU:CD2	1:B:252:LYS:HD2	2.42	0.45
1:B:46:GLN:HA	1:B:88:MET:CE	2.46	0.45
1:C:159:VAL:HG13	1:C:163:GLN:NE2	2.31	0.45
1:C:291:ILE:CG1	1:C:291:ILE:O	2.62	0.45
1:C:440:GLY:O	1:C:891:TYR:OH	2.20	0.45
1:C:914:ALA:HA	1:C:917:MET:HG2	1.97	0.45
1:C:925:PHE:CZ	1:C:997:SER:HB3	2.51	0.45
1:D:139:VAL:HG22	1:D:327:TYR:N	2.31	0.45
1:D:519:MET:O	1:D:523:THR:N	2.38	0.45
1:D:900:VAL:HG23	1:D:941:ALA:HB3	1.98	0.45
1:E:136:PHE:CD1	1:E:290:ALA:HB1	2.51	0.45
1:E:442:LEU:O	1:E:445:ILE:HG12	2.16	0.45
1:E:740:VAL:CG2	1:E:745:ILE:HD11	2.45	0.45
1:F:21:LEU:HG	1:F:25:LEU:HD12	1.97	0.45
1:F:518:ARG:HA	1:F:521:LEU:CB	2.42	0.45
1:F:516:PHE:HA	1:F:519:MET:CG	2.46	0.45
1:F:913:LEU:O	1:F:916:SER:N	2.49	0.45
1:A:649:LYS:N	1:A:649:LYS:HD2	2.31	0.45
1:A:851:PRO:O	1:A:852:LYS:C	2.54	0.45
1:B:440:GLY:HA3	2:B:2002:LMT:H2'	1.98	0.45
1:B:984:VAL:CG1	1:B:1002:GLY:HA2	2.46	0.45
1:C:328:ASP:OD1	1:C:328:ASP:C	2.55	0.45
1:C:773:GLN:HG2	1:C:779:ARG:NH1	2.31	0.45
1:C:914:ALA:O	1:C:915:THR:C	2.54	0.45
1:D:120:GLN:O	1:D:124:ARG:HG3	2.16	0.45
1:D:461:GLY:O	1:D:465:VAL:HG23	2.15	0.45
1:D:545:TYR:OH	1:D:902:LEU:HD22	2.16	0.45
1:D:575:GLN:NE2	1:D:616:ASN:ND2	2.64	0.45
1:D:614:GLY:HA2	1:D:621:GLY:O	2.16	0.45
1:D:753:TRP:HZ2	1:D:785:LEU:HA	1.81	0.45
1:E:1011:THR:O	1:E:1015:LEU:HB2	2.15	0.45

*Continued on next page...*

*Continued from previous page...*

Atom-1	Atom-2	Interatomic distance (Å)	Clash overlap (Å)
1:E:252:LYS:HG2	1:E:260:VAL:HB	1.98	0.45
1:E:575:GLN:CD	1:E:617:PHE:HB2	2.36	0.45
1:E:887:LEU:O	1:E:888:ALA:C	2.55	0.45
1:F:447:MET:HE3	1:F:886:CYS:HB3	1.99	0.45
1:F:545:TYR:CE1	1:F:1023:PHE:HZ	2.34	0.45
1:F:595:ARG:O	1:F:599:LEU:HB2	2.17	0.45
1:F:863:TYR:O	1:F:864:GLU:C	2.51	0.45
1:A:105:VAL:O	1:A:109:ASN:HB2	2.16	0.45
1:A:527:TYR:O	1:A:531:VAL:HG23	2.16	0.45
1:A:676:ASN:O	1:A:677:ALA:HB2	2.15	0.45
1:A:80:SER:HA	1:A:89:THR:O	2.16	0.45
1:A:995:SER:O	1:A:996:GLY:C	2.53	0.45
1:B:345:GLY:O	1:B:348:ILE:HG23	2.17	0.45
1:B:34:GLN:HG2	1:B:35:TYR:CD2	2.51	0.45
1:B:435:MET:O	1:B:439:GLN:CB	2.62	0.45
1:B:517:ASN:O	1:B:521:LEU:HB2	2.16	0.45
1:C:337:ILE:O	1:C:341:VAL:HG23	2.15	0.45
1:D:100:PRO:O	1:D:103:ALA:HB3	2.17	0.45
1:D:189:ASP:OD2	1:D:191:ALA:HB3	2.16	0.45
1:D:188:LEU:HD11	1:D:203:VAL:HG21	1.98	0.45
1:D:219:LEU:HD13	1:D:232:ALA:O	2.16	0.45
1:D:443:VAL:HG12	1:D:444:GLY:N	2.31	0.45
1:D:587:THR:C	1:D:589:VAL:H	2.20	0.45
1:D:5:PHE:CE2	1:D:487:ILE:HD13	2.51	0.45
1:D:200:PRO:HG2	1:D:748:THR:HG23	1.98	0.45
1:D:800:PHE:C	1:D:802:ALA:H	2.20	0.45
1:E:171:GLY:HA3	1:E:302:THR:CG2	2.46	0.45
1:F:1020:VAL:N	1:F:1021:PRO:CD	2.80	0.45
1:F:908:VAL:HG13	1:F:930:LEU:CD2	2.46	0.45
1:A:871:GLN:O	1:A:872:ALA:HB2	2.16	0.45
1:B:204:SER:O	1:B:208:GLN:HG3	2.16	0.45
1:B:507:GLU:O	1:B:518:ARG:NH1	2.50	0.45
1:C:306:ILE:CD1	1:C:307:ARG:N	2.77	0.45
1:C:482:VAL:HG22	1:C:486:LEU:HD22	1.97	0.45
1:C:68:GLN:HB3	1:C:110:LYS:HB3	1.97	0.45
1:D:246:PHE:O	1:D:262:LEU:HD23	2.15	0.45
1:D:574:ALA:HB2	1:D:629:ILE:HD11	1.98	0.45
1:D:674:LEU:O	1:D:674:LEU:HG	2.16	0.45
1:D:757:TYR:CE1	1:D:769:ARG:HB3	2.49	0.45
1:D:984:VAL:O	1:D:987:LEU:N	2.46	0.45
1:E:26:SER:O	1:E:30:LEU:HB2	2.16	0.45

*Continued on next page...*

*Continued from previous page...*

Atom-1	Atom-2	Interatomic distance (Å)	Clash overlap (Å)
1:E:449:LEU:HD22	1:E:453:PHE:HE2	1.82	0.45
1:E:573:PHE:CE2	1:E:668:PRO:HB3	2.51	0.45
1:F:184:MET:HE3	1:F:184:MET:HA	1.97	0.45
1:F:206:ALA:HB1	1:F:249:ILE:CG2	2.46	0.45
1:F:241:GLN:HB2	1:F:762:ILE:HG13	1.98	0.45
1:F:410:ILE:HD12	1:F:411:VAL:N	2.31	0.45
1:A:328:ASP:OD1	1:A:331:PRO:CD	2.64	0.45
1:A:348:ILE:HD12	1:A:372:VAL:CG1	2.42	0.45
1:A:493:CYS:HB3	1:A:497:LEU:HD22	1.98	0.45
1:A:943:LEU:HD13	1:A:969:ARG:HH21	1.79	0.45
1:A:993:ALA:C	1:A:995:SER:H	2.19	0.45
1:B:228:GLN:O	1:B:230:LEU:N	2.50	0.45
1:B:709:ASN:OD1	1:B:711:ALA:HB3	2.17	0.45
1:C:20:MET:HG2	1:C:377:LEU:HD12	1.99	0.45
1:C:344:LEU:HD23	1:C:399:VAL:HG22	1.99	0.45
1:C:584:ALA:HA	1:C:587:THR:HB	1.99	0.45
1:C:774:GLY:O	1:C:779:ARG:NH1	2.48	0.45
1:C:351:VAL:HG13	1:C:979:ALA:HB1	1.98	0.45
1:D:30:LEU:HD21	1:D:384:ALA:HB2	1.98	0.45
1:D:379:THR:HA	1:D:382:VAL:HG13	1.99	0.45
1:D:445:ILE:HG13	1:D:446:ALA:N	2.31	0.45
1:D:616:ASN:O	1:D:617:PHE:C	2.54	0.45
1:D:759:ASN:C	1:D:770:VAL:HG12	2.36	0.45
1:E:609:VAL:HG13	1:E:627:ALA:HB1	1.99	0.45
1:F:183:SER:N	1:F:271:GLY:O	2.44	0.45
1:A:302:THR:O	1:A:306:ILE:HG13	2.16	0.45
1:A:554:TRP:CZ2	1:A:558:ARG:HD2	2.52	0.45
1:A:637:ARG:HB2	1:A:642:ASN:HB3	1.98	0.45
1:A:726:TYR:CD1	1:A:808:TRP:CE2	3.04	0.45
1:A:940:ASN:HD21	1:A:976:THR:CG2	2.30	0.45
1:B:30:LEU:HD23	1:B:390:ILE:CG1	2.45	0.45
1:B:682:LEU:CD2	1:B:826:ILE:O	2.64	0.45
1:C:376:LEU:HA	1:C:379:THR:CG2	2.44	0.45
1:D:156:ASN:HD21	1:D:768:LYS:CE	2.20	0.45
1:D:384:ALA:O	1:D:387:GLY:N	2.36	0.45
1:D:723:GLU:HB2	1:D:724:PRO:CD	2.43	0.45
1:D:791:ARG:HB2	1:D:797:MET:HE2	1.98	0.45
1:E:406:VAL:O	1:E:410:ILE:HG12	2.17	0.45
1:E:569:GLN:O	1:E:571:VAL:N	2.42	0.45
1:E:597:TYR:OH	1:E:650:ARG:O	2.34	0.45
1:E:715:VAL:O	1:E:715:VAL:HG12	2.17	0.45

*Continued on next page...*

*Continued from previous page...*

Atom-1	Atom-2	Interatomic distance (Å)	Clash overlap (Å)
1:F:602:GLU:OE2	1:F:650:ARG:NH2	2.49	0.45
1:A:512:PHE:HD1	1:A:512:PHE:N	2.14	0.45
1:A:709:ASN:OD1	1:A:711:ALA:HB3	2.16	0.45
1:B:302:THR:O	1:B:306:ILE:HG12	2.17	0.45
1:B:49:TYR:CE1	1:B:121:GLU:HG3	2.52	0.45
1:B:584:ALA:H	1:B:622:GLN:HE21	1.63	0.45
1:C:340:VAL:HG13	1:C:341:VAL:N	2.32	0.45
1:C:421:ALA:O	1:C:502:LYS:HA	2.16	0.45
1:D:140:VAL:HB	1:D:289:ILE:HD11	1.98	0.45
1:D:517:ASN:O	1:D:521:LEU:HB2	2.16	0.45
1:D:626:MET:HE1	1:D:628:PHE:CE1	2.51	0.45
1:E:365:THR:HG22	1:E:366:LEU:HD23	1.98	0.45
1:E:907:GLY:HA2	1:E:1011:THR:OG1	2.16	0.45
1:F:330:THR:O	1:F:333:VAL:HB	2.17	0.45
1:F:376:LEU:HA	1:F:379:THR:HG22	1.98	0.45
1:F:72:ILE:CG2	1:F:73:ASP:N	2.79	0.45
1:A:907:GLY:O	1:A:1008:GLY:HA2	2.17	0.45
1:A:102:ILE:HD12	1:C:101:ASP:HB3	1.99	0.45
1:A:115:THR:HB	1:A:116:PRO:HD3	1.98	0.45
1:A:324:VAL:HG22	1:A:325:TYR:N	2.32	0.45
1:A:865:GLU:C	1:A:867:LEU:N	2.70	0.45
1:B:451:ALA:HA	2:B:2004:LMT:H92	1.99	0.45
1:C:900:VAL:HG23	1:C:901:MET:CE	2.46	0.45
1:D:527:TYR:CE1	1:D:966:CYS:HB3	2.52	0.45
1:D:616:ASN:OD1	1:D:618:ALA:HB3	2.17	0.45
1:D:671:VAL:HG13	1:D:674:LEU:HG	1.98	0.45
1:D:977:SER:O	1:D:981:ILE:HG13	2.16	0.45
1:E:294:ALA:O	1:E:295:THR:C	2.52	0.45
1:E:54:ALA:O	1:E:815:LEU:HD12	2.15	0.45
1:E:685:GLN:O	1:E:855:GLY:N	2.50	0.45
1:E:739:GLY:O	1:E:793:ASP:N	2.50	0.45
1:F:377:LEU:O	1:F:380:PHE:HB2	2.16	0.45
1:F:699:ARG:HD2	1:F:824:MET:HE2	1.98	0.45
1:F:758:VAL:HG23	1:F:759:ASN:N	2.32	0.45
1:A:150:THR:HG23	1:A:153:ASP:H	1.82	0.45
1:A:23:GLY:O	1:A:26:SER:HB2	2.17	0.45
1:A:354:VAL:HG11	1:A:979:ALA:HB2	1.99	0.45
1:B:601:LYS:O	1:B:601:LYS:HD3	2.16	0.45
1:B:631:LEU:HD21	1:B:647:LEU:HD22	1.99	0.45
1:C:214:ILE:CD1	1:C:216:SER:HB3	2.47	0.45
1:C:400:LEU:HD23	1:C:984:VAL:CG1	2.47	0.45

*Continued on next page...*

*Continued from previous page...*

Atom-1	Atom-2	Interatomic distance (Å)	Clash overlap (Å)
1:D:354:VAL:O	1:D:358:PHE:HD2	1.99	0.45
1:D:780:MET:HE3	1:F:228:GLN:HG2	1.99	0.45
1:E:34:GLN:HB2	1:E:333:VAL:CG2	2.46	0.45
1:E:614:GLY:HA2	1:E:621:GLY:O	2.17	0.45
1:E:633:PRO:O	1:E:637:ARG:HG2	2.17	0.45
1:F:376:LEU:HA	1:F:379:THR:CG2	2.47	0.45
1:F:749:VAL:HG23	1:F:750:SER:N	2.32	0.45
1:F:724:PRO:HA	1:F:810:TYR:CB	2.47	0.45
1:A:999:HIS:O	1:A:1003:THR:HG23	2.16	0.45
1:A:149:MET:HE2	1:A:153:ASP:HB3	1.98	0.45
1:A:8:ARG:HA	1:B:892:GLU:OE2	2.16	0.45
1:B:156:ASN:HA	1:B:159:VAL:HG23	1.98	0.45
1:B:208:GLN:HA	1:B:759:ASN:OD1	2.17	0.45
1:C:359:LEU:C	1:C:360:GLN:HG2	2.37	0.45
1:C:46:GLN:HG2	1:C:89:THR:OG1	2.17	0.45
1:C:541:TYR:O	1:C:544:ILE:HG22	2.17	0.45
1:C:925:PHE:HD1	1:C:1001:ILE:HB	1.82	0.45
1:D:1021:PRO:O	1:D:1025:VAL:HG23	2.17	0.45
1:D:902:LEU:HD13	1:D:1023:PHE:CE1	2.52	0.45
1:D:103:ALA:O	1:D:107:VAL:HG23	2.17	0.45
1:D:124:ARG:NH1	1:D:757:TYR:CE2	2.85	0.45
1:D:416:VAL:HG12	1:D:420:MET:CE	2.44	0.45
1:D:687:GLN:HE21	1:D:687:GLN:CA	2.30	0.45
1:E:159:VAL:HG21	1:E:181:GLN:CG	2.46	0.45
1:E:61:VAL:HG12	1:E:62:VAL:N	2.32	0.45
1:E:959:VAL:O	1:E:963:ILE:HG13	2.17	0.45
1:F:178:PHE:CE2	1:F:290:ALA:HB2	2.51	0.45
1:A:1015:LEU:O	1:A:1019:TRP:HE3	2.00	0.44
1:A:190:PRO:HB3	1:A:788:TRP:CE3	2.52	0.44
1:C:629:ILE:HG22	1:C:631:LEU:HD21	1.98	0.44
1:D:157:TYR:HA	1:D:161:ASN:ND2	2.33	0.44
1:D:240:LEU:HB2	1:D:246:PHE:CE1	2.51	0.44
1:D:330:THR:N	1:D:331:PRO:CD	2.80	0.44
1:D:344:LEU:CD2	1:D:402:ILE:HD11	2.47	0.44
1:D:415:ASN:O	1:D:416:VAL:C	2.53	0.44
1:D:66:GLU:OE1	1:D:820:GLY:HA2	2.16	0.44
1:D:38:ILE:HD11	1:D:671:VAL:HG11	1.98	0.44
1:E:138:MET:HE3	1:E:306:ILE:CD1	2.47	0.44
1:E:143:VAL:HG22	1:E:144:SER:H	1.80	0.44
1:E:281:PHE:O	1:E:282:ASN:C	2.54	0.44
1:F:20:MET:HG2	1:F:377:LEU:HD12	1.99	0.44

*Continued on next page...*



*Continued from previous page...*

Atom-1	Atom-2	Interatomic distance (Å)	Clash overlap (Å)
1:F:938:ALA:O	1:F:942:ILE:HG12	2.17	0.44
1:A:671:VAL:HG13	1:A:674:LEU:HD21	1.98	0.44
1:A:680:PHE:CE2	1:A:712:LEU:HD22	2.52	0.44
1:A:187:TRP:HA	1:A:773:GLN:O	2.16	0.44
1:A:930:LEU:O	1:A:933:THR:HB	2.17	0.44
1:A:997:SER:O	1:A:998:GLN:C	2.54	0.44
1:B:119:PRO:HB2	1:B:121:GLU:HG2	1.99	0.44
1:B:183:SER:OG	1:B:273:GLN:HB2	2.17	0.44
1:B:806:GLY:O	1:B:807:LYS:HB2	2.18	0.44
1:C:428:ARG:HA	1:C:494:ALA:CB	2.47	0.44
1:C:518:ARG:O	1:C:522:SER:HB3	2.17	0.44
1:C:542:LEU:O	1:C:545:TYR:HB3	2.17	0.44
1:C:655:PHE:HA	1:C:658:PHE:CB	2.45	0.44
1:F:1007:GLY:O	1:F:1010:VAL:HB	2.18	0.44
1:F:38:ILE:HD11	1:F:674:LEU:HD11	1.99	0.44
1:F:438:ILE:O	1:F:439:GLN:C	2.54	0.44
1:F:500:ILE:HG22	1:F:504:ASP:OD1	2.17	0.44
1:F:711:ALA:O	1:F:831:ALA:N	2.50	0.44
1:F:744:ASP:O	1:F:746:ASN:N	2.50	0.44
1:F:984:VAL:O	1:F:985:VAL:C	2.55	0.44
1:A:210:GLN:CD	1:A:249:ILE:HG23	2.36	0.44
1:A:558:ARG:HG2	1:A:558:ARG:HH11	1.83	0.44
1:A:702:PHE:HD1	1:A:850:LEU:HD11	1.82	0.44
1:A:830:PRO:CB	1:A:839:ALA:HB2	2.46	0.44
1:A:909:ILE:O	1:A:912:LEU:N	2.42	0.44
1:B:685:GLN:HG2	1:B:855:GLY:C	2.38	0.44
1:C:237:LYS:O	1:C:238:THR:HG23	2.17	0.44
1:C:631:LEU:HD13	1:C:637:ARG:NH1	2.33	0.44
1:C:971:ARG:O	1:C:975:MET:HB2	2.18	0.44
1:D:472:ILE:HA	1:D:475:VAL:CG1	2.47	0.44
1:D:594:MET:O	1:D:598:LEU:HB2	2.16	0.44
1:D:61:VAL:O	1:D:62:VAL:C	2.54	0.44
1:D:882:VAL:O	1:D:882:VAL:HG12	2.16	0.44
1:E:401:ALA:O	1:E:405:LEU:HG	2.18	0.44
1:E:47:VAL:CG2	1:E:127:ILE:HG13	2.46	0.44
1:E:47:VAL:HG12	1:E:48:SER:N	2.33	0.44
1:E:649:LYS:C	1:E:651:ALA:H	2.21	0.44
1:F:194:ASN:OD1	1:F:797:MET:SD	2.75	0.44
1:F:502:LYS:C	1:F:504:ASP:H	2.19	0.44
1:F:662:MET:O	1:F:663:VAL:HB	2.18	0.44
1:F:727:LYS:HG2	1:F:729:GLU:OE2	2.17	0.44

*Continued on next page...*

*Continued from previous page...*

Atom-1	Atom-2	Interatomic distance (Å)	Clash overlap (Å)
1:F:908:VAL:HG13	1:F:930:LEU:HD21	1.99	0.44
1:A:1023:PHE:O	1:A:1027:VAL:HG22	2.16	0.44
1:A:254:ASN:C	1:A:256:ASP:N	2.71	0.44
1:A:568:ASP:OD1	1:A:637:ARG:NH2	2.51	0.44
1:A:762:ILE:HD11	1:B:59:ASP:CB	2.47	0.44
1:A:838:ASP:C	1:A:840:MET:N	2.71	0.44
1:B:308:GLN:HA	1:B:308:GLN:NE2	2.32	0.44
1:B:1:MET:O	1:B:4:PHE:HB3	2.18	0.44
1:B:847:VAL:HG13	1:B:850:LEU:CD1	2.47	0.44
1:C:428:ARG:HA	1:C:494:ALA:HB1	1.99	0.44
1:C:466:ILE:HA	1:C:469:GLN:HG2	1.99	0.44
1:C:482:VAL:O	1:C:486:LEU:HB2	2.17	0.44
1:C:912:LEU:O	1:C:913:LEU:C	2.56	0.44
1:D:909:ILE:CG1	1:D:1011:THR:HG21	2.41	0.44
1:D:462:SER:O	1:D:466:ILE:HG12	2.17	0.44
1:D:492:LEU:HD22	1:D:496:MET:CE	2.48	0.44
1:D:727:LYS:HB2	1:F:235:ILE:HD12	1.99	0.44
1:D:958:ILE:CG1	1:D:959:VAL:N	2.80	0.44
1:E:312:ASN:O	1:E:313:LEU:HD23	2.18	0.44
1:E:345:GLY:O	1:E:348:ILE:HG13	2.17	0.44
1:E:714:ARG:O	1:E:716:ARG:N	2.49	0.44
1:E:785:LEU:O	1:E:801:ASN:HB3	2.17	0.44
1:E:906:LEU:HG	1:E:1015:LEU:HB3	1.97	0.44
1:F:1001:ILE:C	1:F:1001:ILE:HD12	2.38	0.44
1:F:445:ILE:O	1:F:445:ILE:HD12	2.16	0.44
1:F:72:ILE:CG2	1:F:94:PHE:HE1	2.30	0.44
1:A:902:LEU:HD13	1:A:1023:PHE:CE1	2.52	0.44
1:A:1026:ALA:C	1:A:1028:SER:H	2.20	0.44
1:A:103:ALA:O	1:A:106:GLN:N	2.48	0.44
1:A:149:MET:HE3	1:A:153:ASP:HB3	1.99	0.44
1:A:335:ALA:O	1:A:339:GLU:HB2	2.17	0.44
1:A:684:LEU:CD1	1:A:684:LEU:N	2.81	0.44
1:A:910:GLY:HA3	1:A:1007:GLY:O	2.18	0.44
1:B:458:PHE:O	2:B:2003:LMT:C6'	2.65	0.44
1:B:720:MET:HB2	1:B:813:PRO:HG2	1.98	0.44
1:C:2:SER:H	2:C:2002:LMT:C6'	2.30	0.44
1:C:376:LEU:O	1:C:379:THR:HG22	2.18	0.44
1:C:641:GLU:HG3	1:C:650:ARG:NH1	2.33	0.44
1:D:413:VAL:O	1:D:417:GLU:HG3	2.17	0.44
1:D:545:TYR:O	1:D:548:ILE:HB	2.17	0.44
1:D:579:PRO:HG2	1:D:582:SER:OG	2.17	0.44

*Continued on next page...*

*Continued from previous page...*

Atom-1	Atom-2	Interatomic distance (Å)	Clash overlap (Å)
1:D:897:PRO:O	1:D:900:VAL:HG12	2.17	0.44
1:D:998:GLN:HB3	1:D:998:GLN:HE21	1.59	0.44
1:F:251:LEU:N	1:F:251:LEU:HD22	2.33	0.44
1:F:527:TYR:CD2	1:F:970:LEU:HG	2.53	0.44
1:A:572:LEU:HD12	1:A:666:PHE:O	2.17	0.44
1:A:742:LEU:N	1:A:742:LEU:CD1	2.81	0.44
1:A:790:VAL:HG12	1:A:791:ARG:H	1.82	0.44
1:B:751:ILE:HG23	1:B:756:SER:CB	2.47	0.44
1:B:883:VAL:HG23	1:B:884:PHE:N	2.33	0.44
1:C:112:GLN:OE1	1:C:113:LEU:HD12	2.17	0.44
1:C:45:VAL:HG12	1:C:127:ILE:CG2	2.48	0.44
1:C:354:VAL:HG21	1:C:982:LEU:CD2	2.45	0.44
1:C:47:VAL:HG23	1:C:127:ILE:HG23	1.97	0.44
1:D:671:VAL:HG11	1:D:674:LEU:HD21	1.99	0.44
1:E:298:ASN:HB3	1:E:301:ASP:HB2	2.00	0.44
1:E:695:LEU:O	1:E:698:ALA:N	2.50	0.44
1:E:713:GLN:NE2	1:E:714:ARG:NE	2.64	0.44
1:E:713:GLN:HB3	1:E:829:GLU:O	2.18	0.44
1:F:98:THR:O	1:F:100:PRO:HD3	2.18	0.44
1:F:169:THR:HB	1:F:172:VAL:HG21	1.98	0.44
1:F:289:ILE:HG12	1:F:289:ILE:O	2.17	0.44
1:F:391:ASN:OD1	1:F:394:THR:HB	2.17	0.44
1:F:789:TYR:CE2	1:F:799:PRO:HG3	2.53	0.44
1:F:403:GLY:HA3	1:F:980:PHE:HA	1.99	0.44
1:A:140:VAL:HG22	1:A:325:TYR:HE1	1.83	0.44
1:A:58:GLN:OE1	3:A:1201:HOH:O	2.20	0.44
1:A:568:ASP:CB	1:A:634:TRP:HZ3	2.25	0.44
1:A:681:ASP:OD1	1:A:859:THR:CG2	2.66	0.44
1:B:134:LYS:NZ	1:B:134:LYS:N	2.56	0.44
1:B:527:TYR:O	1:B:528:GLU:C	2.54	0.44
1:B:578:THR:CG2	1:B:590:VAL:HG21	2.47	0.44
1:B:812:SER:CB	1:B:815:LEU:HD21	2.47	0.44
1:B:57:VAL:HG11	1:B:88:MET:HB3	1.98	0.44
1:C:277:ILE:HG23	1:C:615:PHE:H	1.82	0.44
1:C:353:LEU:O	1:C:356:TYR:HB3	2.18	0.44
1:C:370:ILE:O	1:C:373:PRO:HD2	2.18	0.44
1:C:507:GLU:HG3	1:C:509:LYS:HB3	1.99	0.44
1:C:752:ALA:HA	1:C:774:GLY:N	2.23	0.44
1:C:882:VAL:O	1:C:886:CYS:SG	2.73	0.44
1:D:157:TYR:C	1:D:161:ASN:HD22	2.18	0.44
1:D:219:LEU:HD13	1:D:232:ALA:HB3	2.00	0.44

*Continued on next page...*

*Continued from previous page...*

Atom-1	Atom-2	Interatomic distance (Å)	Clash overlap (Å)
1:D:545:TYR:HB2	1:D:1019:TRP:HE1	1.81	0.44
2:E:2002:LMT:O6B	2:E:2002:LMT:H1B	2.18	0.44
1:E:55:GLU:HA	1:E:815:LEU:CD1	2.48	0.44
1:E:231:ASN:N	1:F:581:GLY:O	2.47	0.44
1:F:584:ALA:H	1:F:622:GLN:HG2	1.82	0.44
1:B:553:ILE:O	1:B:556:PHE:HB2	2.18	0.44
1:B:197:GLN:HA	1:B:797:MET:SD	2.58	0.44
1:C:122:VAL:HA	1:C:125:GLN:HB2	2.00	0.44
1:C:752:ALA:CA	1:C:774:GLY:H	2.24	0.44
1:C:978:LEU:O	1:C:982:LEU:HD22	2.18	0.44
1:D:26:SER:O	1:D:30:LEU:HG	2.18	0.44
1:D:909:ILE:HG13	1:D:910:GLY:N	2.32	0.44
1:E:103:ALA:O	1:E:107:VAL:HG23	2.18	0.44
1:E:658:PHE:C	1:E:660:ASP:H	2.20	0.44
1:E:84:SER:O	1:E:86:GLY:N	2.50	0.44
1:E:960:GLU:O	1:E:964:GLU:HB2	2.18	0.44
1:F:140:VAL:HG21	1:F:306:ILE:HD11	2.00	0.44
1:F:500:ILE:CG2	1:F:504:ASP:OD1	2.66	0.44
1:F:685:GLN:NE2	1:F:857:SER:HB2	2.19	0.44
1:F:912:LEU:HD23	1:F:926:PHE:CZ	2.52	0.44
1:F:929:GLY:HA2	1:F:932:THR:HG23	2.00	0.44
1:A:21:LEU:HA	1:A:21:LEU:HD23	1.90	0.44
1:A:246:PHE:O	1:A:249:ILE:HG13	2.17	0.44
1:A:679:GLY:HA3	1:A:828:GLY:O	2.18	0.44
1:B:223:PRO:HD3	1:C:275:TYR:CD2	2.52	0.44
1:B:348:ILE:CD1	1:B:369:THR:HG23	2.48	0.44
1:C:212:VAL:HA	1:C:239:ARG:HD3	1.99	0.44
1:C:453:PHE:CD2	1:C:474:ILE:HG21	2.53	0.44
1:C:500:ILE:HG12	1:C:500:ILE:O	2.18	0.44
1:E:119:PRO:HG2	1:E:122:VAL:HG23	1.99	0.44
1:E:579:PRO:O	1:E:582:SER:OG	2.35	0.44
1:E:805:THR:O	1:E:805:THR:HG23	2.18	0.44
1:D:780:MET:HA	1:F:220:GLY:H	1.82	0.44
1:F:193:LEU:HD13	1:F:265:VAL:HB	1.99	0.44
1:F:439:GLN:HA	1:F:439:GLN:NE2	2.33	0.44
1:A:219:LEU:O	1:A:221:GLY:N	2.51	0.43
1:A:454:LEU:HD23	1:A:475:VAL:HG11	2.00	0.43
1:A:637:ARG:HD2	1:A:642:ASN:O	2.17	0.43
1:A:803:PHE:C	1:A:803:PHE:CD1	2.91	0.43
1:B:933:THR:HG23	1:B:1009:MET:HE2	2.00	0.43
1:B:267:ASP:O	1:B:268:VAL:HG23	2.17	0.43

*Continued on next page...*

*Continued from previous page...*

Atom-1	Atom-2	Interatomic distance (Å)	Clash overlap (Å)
1:B:352:PHE:CD1	1:B:365:THR:CG2	3.01	0.43
1:C:20:MET:CB	1:C:377:LEU:HD12	2.48	0.43
1:C:702:PHE:CE1	1:C:846:ILE:HG13	2.52	0.43
1:D:314:GLU:HA	1:D:317:MET:HE3	1.99	0.43
1:D:399:VAL:HG11	1:D:987:LEU:HD11	2.00	0.43
1:D:423:GLU:CG	1:D:425:LEU:HD11	2.45	0.43
1:E:637:ARG:HG3	1:E:637:ARG:O	2.18	0.43
1:E:46:GLN:HA	1:E:88:MET:O	2.16	0.43
1:F:11:PHE:O	1:F:11:PHE:CD2	2.69	0.43
1:F:432:ARG:HG2	1:F:432:ARG:HH11	1.83	0.43
1:F:480:LEU:O	1:F:484:VAL:HG13	2.18	0.43
1:F:896:ILE:N	1:F:896:ILE:HD12	2.32	0.43
1:A:213:GLN:NE2	1:A:238:THR:HA	2.32	0.43
1:B:151:LYS:HG3	1:B:286:ALA:O	2.18	0.43
1:B:367:ILE:HB	1:B:368:PRO:CD	2.46	0.43
1:B:686:ASP:OD2	1:B:689:GLY:N	2.51	0.43
1:C:688:ALA:O	1:C:689:GLY:O	2.36	0.43
1:D:70:ASN:O	1:D:110:LYS:HE3	2.18	0.43
1:D:215:SER:O	1:E:750:SER:OG	2.23	0.43
1:D:699:ARG:HD3	1:D:824:MET:SD	2.58	0.43
1:E:303:ALA:HB2	1:E:330:THR:HG21	1.99	0.43
1:E:54:ALA:HA	1:E:83:ASN:O	2.18	0.43
1:E:674:LEU:HD11	1:E:861:LEU:CD2	2.47	0.43
1:E:739:GLY:HA3	1:E:793:ASP:OD2	2.18	0.43
1:E:848:LYS:HB3	1:E:848:LYS:HZ3	1.82	0.43
1:E:535:LEU:CD1	1:E:959:VAL:HG23	2.48	0.43
1:F:420:MET:HG3	1:F:425:LEU:O	2.18	0.43
1:F:463:THR:HG22	1:F:467:TYR:CE1	2.53	0.43
1:E:234:ILE:HG22	1:F:726:TYR:HB2	2.00	0.43
1:A:298:ASN:ND2	1:A:301:ASP:H	2.16	0.43
1:A:329:THR:O	1:A:329:THR:CG2	2.66	0.43
1:A:687:GLN:HE22	1:A:821:VAL:HG21	1.83	0.43
1:A:791:ARG:HG3	1:A:797:MET:HE2	2.01	0.43
1:B:984:VAL:HG12	1:B:1006:ILE:HD11	1.99	0.43
1:B:314:GLU:N	1:B:315:PRO:CD	2.80	0.43
1:B:405:LEU:HD21	1:B:477:ALA:HB1	2.00	0.43
1:B:630:MET:O	1:B:631:LEU:HG	2.18	0.43
1:B:706:ALA:HA	1:B:846:ILE:CD1	2.48	0.43
1:C:452:VAL:HG22	1:C:883:VAL:CG2	2.48	0.43
1:C:641:GLU:CB	1:C:650:ARG:HH12	2.31	0.43
1:C:358:PHE:O	1:C:971:ARG:NH2	2.51	0.43

*Continued on next page...*

*Continued from previous page...*

Atom-1	Atom-2	Interatomic distance (Å)	Clash overlap (Å)
1:D:1016:ALA:O	1:D:1020:VAL:HG23	2.18	0.43
1:D:144:SER:HB3	1:D:149:MET:HB2	2.00	0.43
1:D:273:GLN:HG3	1:D:771:TYR:CE2	2.54	0.43
1:D:456:MET:HG2	1:D:875:LEU:HD11	1.98	0.43
1:D:792:ASN:ND2	1:D:794:LYS:HG2	2.33	0.43
1:D:560:PRO:O	1:D:921:SER:CB	2.66	0.43
1:E:524:THR:O	1:E:527:TYR:N	2.51	0.43
1:F:1011:THR:CB	1:F:1015:LEU:HD23	2.48	0.43
1:F:47:VAL:CG2	1:F:127:ILE:HG23	2.48	0.43
1:F:842:ALA:O	1:F:845:GLU:HB2	2.18	0.43
1:F:99:ASP:HB3	1:F:102:ILE:CG1	2.47	0.43
1:A:65:ILE:HD11	1:A:118:LEU:HD21	2.00	0.43
1:A:156:ASN:O	1:A:160:SER:CB	2.66	0.43
1:A:655:PHE:C	1:A:657:SER:N	2.71	0.43
1:A:695:LEU:HD22	1:A:824:MET:CE	2.48	0.43
1:A:827:LEU:HD23	1:A:827:LEU:H	1.84	0.43
1:B:781:ASN:N	1:B:784:ASP:OD1	2.43	0.43
1:A:819:ASN:C	1:C:168:ARG:HH21	2.22	0.43
1:C:248:ASN:ND2	1:C:248:ASN:N	2.66	0.43
1:C:29:SER:OG	2:C:2001:LMT:H6D	2.18	0.43
1:D:110:LYS:O	1:D:111:LEU:C	2.55	0.43
1:D:140:VAL:HB	1:D:289:ILE:CD1	2.49	0.43
1:D:574:ALA:HB1	1:D:594:MET:SD	2.58	0.43
1:E:396:PHE:CD1	1:E:1001:ILE:HD11	2.53	0.43
1:E:402:ILE:HG22	1:E:403:GLY:N	2.32	0.43
1:E:584:ALA:O	1:E:588:GLN:HB2	2.19	0.43
1:E:51:GLY:HA3	1:E:754:GLY:HA2	2.00	0.43
1:E:854:VAL:CG1	1:E:855:GLY:N	2.81	0.43
1:F:449:LEU:O	1:F:453:PHE:CD2	2.72	0.43
1:F:548:ILE:HG22	1:F:909:ILE:HD13	1.98	0.43
1:A:261:ARG:HH22	1:B:733:GLU:CD	2.21	0.43
1:A:596:GLU:O	1:A:600:GLU:HB2	2.18	0.43
1:A:57:VAL:HG22	1:A:62:VAL:HG23	2.01	0.43
1:A:827:LEU:HG	1:A:827:LEU:O	2.19	0.43
1:B:391:ASN:HD21	1:B:469:GLN:NE2	2.17	0.43
1:B:463:THR:O	1:B:467:TYR:CD2	2.71	0.43
1:C:359:LEU:O	1:C:360:GLN:HG2	2.18	0.43
1:C:455:PRO:O	1:C:457:ALA:N	2.51	0.43
1:C:422:GLU:HA	1:C:505:HIS:CE1	2.54	0.43
1:C:520:PHE:O	1:C:523:THR:HG22	2.18	0.43
1:C:951:LEU:HD13	1:C:964:GLU:HB3	1.99	0.43

*Continued on next page...*

*Continued from previous page...*

Atom-1	Atom-2	Interatomic distance (Å)	Clash overlap (Å)
1:D:488:LEU:O	1:D:491:ALA:HB3	2.19	0.43
1:D:715:VAL:HA	1:D:828:GLY:HA3	1.99	0.43
1:E:127:ILE:H	1:E:127:ILE:CD1	2.28	0.43
2:E:2001:LMT:H122	2:E:2002:LMT:C10	2.49	0.43
1:E:280:GLN:NE2	1:E:588:GLN:CD	2.72	0.43
1:E:332:VAL:HG12	1:E:333:VAL:N	2.34	0.43
1:E:579:PRO:HG2	1:E:586:ARG:HH22	1.82	0.43
1:E:765:GLY:O	1:E:766:ARG:C	2.56	0.43
1:E:783:ASP:C	1:E:785:LEU:H	2.21	0.43
1:E:845:GLU:OE2	1:E:848:LYS:HD3	2.18	0.43
1:E:851:PRO:HB2	1:E:854:VAL:HG23	2.01	0.43
1:F:12:ALA:O	1:F:15:ILE:CD1	2.66	0.43
1:F:630:MET:C	1:F:631:LEU:HD23	2.38	0.43
1:A:488:LEU:HD22	1:A:492:LEU:HG	2.00	0.43
1:A:928:VAL:HG12	1:A:929:GLY:N	2.32	0.43
1:B:104:GLN:O	1:B:107:VAL:N	2.45	0.43
1:B:108:GLN:HB3	1:B:129:VAL:HG11	1.99	0.43
1:B:178:PHE:HB3	2:B:2001:LMT:H52	2.00	0.43
1:B:24:GLY:O	1:B:27:ILE:HG13	2.18	0.43
1:B:363:ARG:NE	1:B:498:LYS:HE3	2.34	0.43
1:C:277:ILE:HG23	1:C:615:PHE:N	2.33	0.43
1:C:616:ASN:C	1:C:616:ASN:ND2	2.68	0.43
1:C:637:ARG:HA	1:C:638:PRO:HD2	1.91	0.43
1:C:687:GLN:HG3	1:C:688:ALA:N	2.27	0.43
1:C:942:ILE:HD12	1:C:942:ILE:C	2.39	0.43
1:D:214:ILE:HD12	1:D:214:ILE:O	2.18	0.43
1:D:616:ASN:O	1:D:619:GLY:N	2.47	0.43
1:E:538:ARG:C	1:E:540:PRO:HD2	2.39	0.43
1:E:544:ILE:HG21	1:E:1019:TRP:HZ2	1.84	0.43
1:E:793:ASP:O	1:E:794:LYS:HD3	2.19	0.43
1:F:188:LEU:HA	1:F:266:ALA:CB	2.45	0.43
1:F:188:LEU:HD23	1:F:266:ALA:HB2	2.00	0.43
1:F:84:SER:N	1:F:813:PRO:O	2.48	0.43
1:F:913:LEU:O	1:F:914:ALA:C	2.57	0.43
1:A:325:TYR:O	1:A:326:PRO:O	2.37	0.43
1:A:532:ALA:HA	1:A:963:ILE:CD1	2.48	0.43
1:A:567:GLU:OE1	1:A:996:GLY:N	2.51	0.43
1:A:876:TYR:CZ	1:A:930:LEU:HD23	2.54	0.43
1:B:480:LEU:HD23	1:B:483:ILE:HD12	2.01	0.43
1:B:658:PHE:O	1:B:660:ASP:N	2.42	0.43
1:B:572:LEU:HD21	1:B:666:PHE:N	2.33	0.43

*Continued on next page...*

*Continued from previous page...*

Atom-1	Atom-2	Interatomic distance (Å)	Clash overlap (Å)
1:C:32:VAL:CG1	1:C:337:ILE:HG12	2.49	0.43
1:C:343:THR:OG1	1:C:344:LEU:N	2.51	0.43
1:C:725:GLN:NE2	1:C:811:GLY:HA3	2.34	0.43
1:C:682:LEU:HB3	1:C:858:TRP:CE3	2.53	0.43
1:D:713:GLN:HE21	1:D:714:ARG:CG	2.31	0.43
1:E:1016:ALA:O	1:E:1020:VAL:CG2	2.66	0.43
1:E:244:GLU:O	1:E:248:ASN:HB2	2.18	0.43
1:E:713:GLN:O	1:E:714:ARG:C	2.57	0.43
1:F:185:ARG:CB	1:F:185:ARG:HH11	2.31	0.43
1:F:201:GLY:O	1:F:203:VAL:N	2.52	0.43
1:F:412:VAL:HG13	1:F:435:MET:CE	2.49	0.43
1:F:540:PRO:HA	1:F:543:LEU:HD12	2.01	0.43
1:A:445:ILE:HD12	1:A:446:ALA:CA	2.49	0.43
1:A:936:LEU:HD13	1:A:936:LEU:C	2.38	0.43
1:A:958:ILE:HD13	1:A:958:ILE:N	2.33	0.43
1:B:187:TRP:O	1:B:266:ALA:HB1	2.19	0.43
1:C:176:GLN:H	1:C:289:ILE:HD11	1.83	0.43
1:C:896:ILE:O	1:C:897:PRO:C	2.56	0.43
1:D:195:SER:O	1:D:197:GLN:NE2	2.51	0.43
1:D:438:ILE:HG13	1:D:439:GLN:N	2.34	0.43
1:D:281:PHE:HE1	1:D:608:SER:HB2	1.81	0.43
1:D:866:ARG:O	1:D:866:ARG:HG3	2.18	0.43
1:E:61:VAL:CG2	1:E:122:VAL:HG21	2.49	0.43
1:E:431:ALA:O	1:E:435:MET:HG2	2.18	0.43
1:E:197:GLN:C	1:E:797:MET:HE2	2.39	0.43
1:E:978:LEU:HA	1:E:981:ILE:HD11	2.00	0.43
1:D:49:TYR:CZ	1:F:215:SER:HB3	2.54	0.43
1:F:328:ASP:OD1	1:F:330:THR:HB	2.19	0.43
1:F:555:MET:O	1:F:559:ILE:HG12	2.18	0.43
1:F:740:VAL:HG12	1:F:793:ASP:OD1	2.19	0.43
1:A:324:VAL:HG13	1:A:326:PRO:HD3	2.01	0.43
1:A:332:VAL:O	1:A:336:SER:N	2.51	0.43
1:A:471:SER:O	1:A:475:VAL:HG13	2.19	0.43
1:A:555:MET:HB3	1:A:912:LEU:HB3	2.01	0.43
1:A:452:VAL:HG22	1:A:883:VAL:HG22	2.00	0.43
1:B:175:PHE:HB3	1:B:291:ILE:HG23	2.00	0.43
1:B:334:SER:C	1:B:336:SER:H	2.22	0.43
1:B:686:ASP:CG	1:B:690:VAL:HG22	2.39	0.43
1:B:241:GLN:HE21	1:B:762:ILE:HG22	1.83	0.43
1:C:175:PHE:C	1:C:175:PHE:CD1	2.92	0.43
1:C:454:LEU:CB	1:C:455:PRO:CD	2.97	0.43

*Continued on next page...*



*Continued from previous page...*

Atom-1	Atom-2	Interatomic distance (Å)	Clash overlap (Å)
1:D:139:VAL:HG22	1:D:327:TYR:H	1.82	0.43
1:D:213:GLN:HG3	1:D:213:GLN:O	2.18	0.43
1:E:14:VAL:O	1:E:17:LEU:HB2	2.18	0.43
1:F:68:GLN:CG	1:F:114:ALA:HB2	2.37	0.43
1:E:10:ILE:HD12	1:F:894:TRP:NE1	2.34	0.43
1:A:131:LYS:O	1:A:131:LYS:CG	2.53	0.43
1:A:574:ALA:O	1:A:627:ALA:N	2.49	0.43
1:A:63:GLN:HE21	1:A:817:ARG:CZ	2.32	0.43
1:A:969:ARG:O	1:A:972:PRO:HG2	2.19	0.43
1:B:156:ASN:ND2	1:B:182:TYR:HB2	2.34	0.43
1:B:47:VAL:HG22	1:B:127:ILE:HG23	2.01	0.43
1:B:360:GLN:HE22	1:B:517:ASN:HD21	1.67	0.43
1:B:731:ASP:OD1	1:B:733:GLU:HB2	2.19	0.43
1:B:246:PHE:HZ	1:B:761:PHE:HB3	1.82	0.43
1:C:188:LEU:HD21	1:C:772:LEU:HD11	2.01	0.43
1:C:492:LEU:O	1:C:496:MET:N	2.46	0.43
1:C:596:GLU:O	1:C:598:LEU:N	2.44	0.43
1:C:49:TYR:N	1:C:86:GLY:O	2.32	0.43
1:C:453:PHE:CZ	1:C:932:THR:HB	2.49	0.43
1:C:933:THR:HA	1:C:936:LEU:HD12	2.01	0.43
1:D:1001:ILE:HG23	1:D:1002:GLY:N	2.34	0.43
1:D:734:LYS:O	1:D:738:LEU:HD13	2.19	0.43
1:E:1002:GLY:O	1:E:1006:ILE:HG12	2.18	0.43
1:E:353:LEU:C	1:E:355:MET:N	2.70	0.43
1:E:556:PHE:C	1:E:558:ARG:H	2.23	0.43
1:F:156:ASN:HD22	1:F:182:TYR:N	2.02	0.43
1:F:314:GLU:C	1:F:316:PHE:H	2.22	0.43
1:F:600:GLU:C	1:F:602:GLU:H	2.22	0.43
1:F:277:ILE:HD11	1:F:620:ARG:HH21	1.84	0.43
1:F:67:GLN:C	1:F:67:GLN:CD	2.78	0.43
1:F:930:LEU:HA	1:F:930:LEU:HD23	1.88	0.43
1:A:1016:ALA:O	1:A:1020:VAL:HG23	2.19	0.42
1:A:446:ALA:CB	1:A:482:VAL:HG21	2.49	0.42
1:A:911:ALA:O	1:A:926:PHE:HE1	2.02	0.42
1:B:542:LEU:HG	1:B:1022:LEU:HD21	2.01	0.42
1:B:386:PHE:CZ	2:B:2003:LMT:C8	3.02	0.42
1:B:364:ALA:HA	1:B:367:ILE:HD13	2.01	0.42
1:B:442:LEU:CA	1:B:445:ILE:HG23	2.46	0.42
1:B:537:HIS:O	1:B:541:TYR:CD1	2.72	0.42
1:B:763:ASP:O	1:B:764:ARG:C	2.57	0.42
1:C:1024:TYR:O	1:C:1025:VAL:C	2.57	0.42

*Continued on next page...*

*Continued from previous page...*

Atom-1	Atom-2	Interatomic distance (Å)	Clash overlap (Å)
1:C:127:ILE:H	1:C:127:ILE:CD1	2.23	0.42
1:C:730:ILE:HD13	1:C:730:ILE:N	2.25	0.42
1:C:875:LEU:O	1:C:879:SER:OG	2.25	0.42
1:D:251:LEU:CD1	1:D:260:VAL:HG12	2.48	0.42
1:D:143:VAL:HG23	1:D:286:ALA:HB2	2.02	0.42
1:D:328:ASP:OD1	1:D:331:PRO:HD3	2.19	0.42
1:D:367:ILE:HD11	1:D:497:LEU:HD13	2.01	0.42
1:D:64:VAL:HG21	1:D:118:LEU:HD12	2.01	0.42
1:D:762:ILE:CG2	1:D:763:ASP:N	2.82	0.42
1:E:330:THR:N	1:E:331:PRO:CD	2.82	0.42
1:E:34:GLN:HE21	1:E:332:VAL:HG11	1.83	0.42
1:E:909:ILE:CG2	1:E:910:GLY:N	2.82	0.42
1:E:971:ARG:N	1:E:972:PRO:CD	2.82	0.42
1:F:82:SER:O	1:F:814:LYS:HA	2.19	0.42
1:F:972:PRO:O	1:F:976:THR:HG23	2.18	0.42
1:A:167:SER:HB3	1:B:70:ASN:HB2	2.00	0.42
1:A:573:PHE:HE1	1:A:628:PHE:CE1	2.38	0.42
1:A:850:LEU:O	1:A:852:LYS:N	2.52	0.42
1:B:20:MET:HG2	1:B:377:LEU:HD12	2.00	0.42
1:B:415:ASN:ND2	1:B:418:ARG:NH1	2.67	0.42
1:B:713:GLN:HE22	1:B:832:PRO:HD3	1.83	0.42
1:C:1009:MET:CA	1:C:1009:MET:CE	2.93	0.42
1:C:172:VAL:HG22	1:C:291:ILE:CD1	2.50	0.42
1:C:228:GLN:OE1	1:C:230:LEU:HB3	2.20	0.42
1:C:344:LEU:HD13	1:C:344:LEU:C	2.40	0.42
1:C:40:PRO:HA	1:C:41:PRO:HD3	1.97	0.42
1:D:186:ILE:N	1:D:186:ILE:HD12	2.34	0.42
1:D:30:LEU:HD21	1:D:384:ALA:CB	2.49	0.42
1:D:587:THR:C	1:D:589:VAL:N	2.72	0.42
1:D:886:CYS:O	1:D:889:ALA:N	2.52	0.42
1:F:118:LEU:HD23	1:F:118:LEU:N	2.35	0.42
1:F:436:GLY:CA	2:F:2001:LMT:O4'	2.62	0.42
1:F:502:LYS:C	1:F:504:ASP:N	2.73	0.42
1:E:215:SER:HB2	1:F:750:SER:OG	2.20	0.42
1:A:547:VAL:O	1:A:550:ALA:HB3	2.19	0.42
1:A:891:TYR:O	1:A:892:GLU:C	2.56	0.42
1:B:212:VAL:HG13	1:C:746:ASN:ND2	2.34	0.42
1:B:282:ASN:HD21	1:B:608:SER:CB	2.26	0.42
1:B:311:ALA:O	1:B:315:PRO:HD3	2.19	0.42
1:B:395:MET:O	1:B:396:PHE:C	2.57	0.42
1:B:420:MET:O	1:B:424:GLY:HA2	2.19	0.42

*Continued on next page...*

*Continued from previous page...*

Atom-1	Atom-2	Interatomic distance (Å)	Clash overlap (Å)
1:B:449:LEU:HB2	1:B:478:MET:HE2	2.00	0.42
1:B:508:HIS:O	1:B:510:GLY:N	2.52	0.42
1:C:406:VAL:O	1:C:407:ASP:O	2.37	0.42
1:C:46:GLN:HE21	1:C:89:THR:HG1	1.66	0.42
1:C:552:MET:SD	1:C:905:PRO:HA	2.59	0.42
1:D:155:SER:O	1:D:158:ILE:HB	2.19	0.42
1:D:234:ILE:HA	1:E:726:TYR:O	2.19	0.42
1:D:424:GLY:C	1:D:425:LEU:HD12	2.38	0.42
1:D:672:LEU:O	1:D:673:GLU:C	2.58	0.42
1:D:984:VAL:O	1:D:987:LEU:HB2	2.18	0.42
1:E:143:VAL:CG2	1:E:144:SER:N	2.81	0.42
1:E:629:ILE:CD1	1:E:629:ILE:N	2.82	0.42
1:E:62:VAL:HG12	1:E:66:GLU:OE2	2.18	0.42
1:E:716:ARG:HG2	1:E:827:LEU:HB2	2.01	0.42
1:F:201:GLY:O	1:F:202:ASP:C	2.57	0.42
1:F:366:LEU:O	1:F:370:ILE:HG12	2.18	0.42
1:F:400:LEU:HD11	1:F:1001:ILE:HD11	2.01	0.42
1:F:328:ASP:O	1:F:630:MET:HE3	2.19	0.42
1:F:839:ALA:O	1:F:843:VAL:HG23	2.19	0.42
1:F:971:ARG:HH11	1:F:971:ARG:HG3	1.84	0.42
1:A:13:TRP:O	1:A:16:ALA:HB3	2.19	0.42
1:A:740:VAL:HG13	1:A:790:VAL:HG11	2.02	0.42
1:A:785:LEU:N	1:A:785:LEU:HD12	2.35	0.42
1:B:129:VAL:C	1:B:130:THR:HG23	2.40	0.42
1:B:193:LEU:HG	1:B:198:LEU:O	2.19	0.42
1:B:209:ALA:HB1	1:C:742:LEU:HB3	2.00	0.42
1:B:219:LEU:HB2	1:B:234:ILE:CG2	2.49	0.42
1:B:395:MET:O	1:B:398:MET:HB2	2.19	0.42
1:B:639:GLY:HA3	1:B:641:GLU:OE2	2.20	0.42
1:B:573:PHE:CZ	1:B:668:PRO:HB3	2.54	0.42
1:B:757:TYR:HB2	1:B:771:TYR:CZ	2.54	0.42
1:C:146:ASP:OD1	1:C:148:SER:HB3	2.19	0.42
1:C:438:ILE:O	1:C:441:ALA:N	2.46	0.42
1:C:682:LEU:HD23	1:C:682:LEU:N	2.34	0.42
1:C:57:VAL:CG1	1:C:88:MET:HB3	2.49	0.42
1:C:868:SER:OG	1:C:924:VAL:HG12	2.19	0.42
1:D:367:ILE:CB	1:D:368:PRO:CD	2.96	0.42
1:D:408:ASP:OD1	1:D:408:ASP:N	2.50	0.42
1:D:462:SER:O	1:D:465:VAL:HB	2.19	0.42
1:D:943:LEU:HD13	1:D:969:ARG:NE	2.33	0.42
1:E:261:ARG:CB	1:E:263:LYS:HG2	2.49	0.42

*Continued on next page...*

*Continued from previous page...*

Atom-1	Atom-2	Interatomic distance (Å)	Clash overlap (Å)
1:E:428:ARG:O	1:E:432:ARG:HG2	2.19	0.42
1:E:559:ILE:HD13	1:E:560:PRO:HD2	2.00	0.42
1:E:577:GLN:HB3	1:E:662:MET:HB2	2.01	0.42
1:E:684:LEU:HA	1:E:855:GLY:O	2.19	0.42
1:E:714:ARG:HD2	1:E:829:GLU:OE2	2.20	0.42
1:E:698:ALA:CB	1:E:854:VAL:HG21	2.48	0.42
1:F:283:GLY:N	1:F:595:ARG:CZ	2.83	0.42
1:F:421:ALA:O	1:F:424:GLY:N	2.51	0.42
1:F:483:ILE:HD13	1:F:483:ILE:HA	1.92	0.42
1:F:594:MET:O	1:F:598:LEU:CB	2.67	0.42
1:A:150:THR:HG22	1:A:153:ASP:CG	2.39	0.42
1:A:339:GLU:O	1:A:343:THR:CG2	2.68	0.42
1:B:221:GLY:O	1:B:222:LEU:HD23	2.19	0.42
1:B:714:ARG:O	1:B:716:ARG:NH1	2.51	0.42
1:C:36:PRO:HG2	1:C:38:ILE:CG2	2.50	0.42
1:C:563:PHE:O	1:C:923:ASP:HB2	2.20	0.42
1:C:595:ARG:HG2	1:C:595:ARG:HH11	1.84	0.42
1:D:954:GLN:CG	1:D:955:GLY:N	2.82	0.42
1:E:120:GLN:O	1:E:124:ARG:HG3	2.19	0.42
1:E:64:VAL:CG2	1:E:118:LEU:CD2	2.91	0.42
1:D:234:ILE:CD1	1:E:753:TRP:CZ3	3.02	0.42
1:F:310:ILE:HD12	1:F:311:ALA:N	2.34	0.42
1:F:525:HIS:O	1:F:529:ARG:HB2	2.19	0.42
1:F:709:ASN:HA	1:F:710:PRO:HD3	1.92	0.42
1:A:254:ASN:O	1:A:256:ASP:N	2.53	0.42
1:A:704:MET:O	1:A:707:ALA:HB3	2.19	0.42
1:A:884:PHE:HB2	1:A:901:MET:HE2	2.00	0.42
1:B:126:GLY:O	1:B:127:ILE:HB	2.19	0.42
1:B:34:GLN:O	1:B:392:THR:HB	2.20	0.42
1:B:48:SER:HA	1:B:87:SER:HA	2.00	0.42
1:B:868:SER:O	1:B:871:GLN:HG3	2.20	0.42
1:A:780:MET:HE2	1:C:225:VAL:HG22	2.00	0.42
1:C:262:LEU:O	1:C:265:VAL:HG22	2.19	0.42
1:C:399:VAL:C	1:C:401:ALA:H	2.23	0.42
1:C:445:ILE:HG13	1:C:446:ALA:H	1.85	0.42
1:D:254:ASN:O	1:D:254:ASN:CG	2.58	0.42
1:D:537:HIS:O	1:D:538:ARG:CB	2.66	0.42
1:D:731:ASP:O	1:D:733:GLU:N	2.53	0.42
1:E:99:ASP:HA	1:E:100:PRO:HD3	1.83	0.42
1:E:251:LEU:HD12	1:E:251:LEU:N	2.33	0.42
1:E:350:LEU:O	1:E:354:VAL:HG13	2.20	0.42

*Continued on next page...*

*Continued from previous page...*

Atom-1	Atom-2	Interatomic distance (Å)	Clash overlap (Å)
1:E:489:THR:OG1	1:E:490:PRO:CD	2.68	0.42
1:E:761:PHE:CE1	1:E:768:LYS:HB2	2.55	0.42
1:E:859:THR:O	1:E:860:GLY:C	2.56	0.42
1:E:943:LEU:HA	1:E:943:LEU:HD23	1.79	0.42
1:F:283:GLY:N	1:F:595:ARG:NH2	2.66	0.42
1:F:467:TYR:OH	1:F:875:LEU:HD22	2.20	0.42
1:A:1020:VAL:N	1:A:1021:PRO:HD2	2.34	0.42
1:A:186:ILE:HD12	1:A:207:ILE:CD1	2.49	0.42
1:A:449:LEU:HD12	1:A:478:MET:HG3	2.00	0.42
1:A:485:ALA:O	1:A:490:PRO:HD3	2.19	0.42
1:A:489:THR:HB	1:A:490:PRO:CD	2.48	0.42
1:A:530:GLY:O	1:A:534:ILE:HG12	2.18	0.42
1:A:587:THR:C	1:A:589:VAL:N	2.73	0.42
1:A:576:VAL:HG21	1:A:591:VAL:HG12	2.00	0.42
1:A:699:ARG:CZ	1:A:824:MET:SD	3.08	0.42
1:A:838:ASP:O	1:A:840:MET:N	2.52	0.42
1:B:311:ALA:C	1:B:313:LEU:H	2.23	0.42
1:B:568:ASP:OD2	1:B:568:ASP:C	2.58	0.42
1:B:573:PHE:HB2	1:B:666:PHE:CE1	2.55	0.42
1:B:803:PHE:CD1	1:B:803:PHE:C	2.93	0.42
1:C:1011:THR:O	1:C:1015:LEU:HB2	2.20	0.42
1:C:16:ALA:O	1:C:20:MET:HG3	2.19	0.42
1:C:372:VAL:HB	1:C:373:PRO:HD3	2.02	0.42
1:C:20:MET:CG	1:C:377:LEU:HD12	2.49	0.42
1:C:428:ARG:HG2	1:C:428:ARG:NH1	2.35	0.42
1:C:466:ILE:C	1:C:466:ILE:HD12	2.40	0.42
1:C:197:GLN:HA	1:C:797:MET:SD	2.59	0.42
1:C:683:PHE:CE1	1:C:825:GLU:HB2	2.54	0.42
1:C:969:ARG:C	1:C:972:PRO:HD2	2.39	0.42
1:D:235:ILE:HG13	1:D:235:ILE:O	2.20	0.42
1:D:298:ASN:HB3	1:D:301:ASP:HB2	2.01	0.42
1:D:428:ARG:O	1:D:432:ARG:HG3	2.20	0.42
1:D:5:PHE:CZ	1:D:487:ILE:HD13	2.55	0.42
1:D:576:VAL:O	1:D:577:GLN:HG2	2.20	0.42
1:D:686:ASP:CG	1:D:690:VAL:HG22	2.39	0.42
1:D:915:THR:HG21	1:D:926:PHE:HD1	1.82	0.42
1:E:509:LYS:HG3	1:E:517:ASN:HD21	1.84	0.42
1:E:595:ARG:O	1:E:599:LEU:HD13	2.19	0.42
1:E:639:GLY:HA3	1:E:641:GLU:OE2	2.19	0.42
1:E:671:VAL:HG23	1:E:674:LEU:CB	2.45	0.42
1:E:742:LEU:HD12	1:E:742:LEU:O	2.20	0.42

*Continued on next page...*

*Continued from previous page...*

Atom-1	Atom-2	Interatomic distance (Å)	Clash overlap (Å)
1:E:971:ARG:O	1:E:975:MET:HG3	2.20	0.42
1:F:966:CYS:SG	1:F:1021:PRO:CG	3.07	0.42
1:F:198:LEU:HD12	1:F:265:VAL:HG11	2.02	0.42
1:F:49:TYR:CG	1:F:52:ALA:HB2	2.55	0.42
1:F:612:VAL:CG1	1:F:626:MET:HG3	2.50	0.42
1:F:58:GLN:O	1:F:62:VAL:HG12	2.19	0.42
1:F:404:LEU:HD21	1:F:936:LEU:HD21	2.01	0.42
1:A:352:PHE:CG	1:A:352:PHE:O	2.72	0.42
1:A:463:THR:HG21	1:A:869:GLY:C	2.40	0.42
1:A:685:GLN:HB3	1:A:821:VAL:CG1	2.50	0.42
1:A:351:VAL:HG22	1:A:979:ALA:O	2.19	0.42
1:B:551:GLY:O	1:B:555:MET:HB2	2.20	0.42
1:C:1001:ILE:O	1:C:1005:VAL:HG22	2.18	0.42
1:C:693:GLU:O	1:C:696:LEU:HB2	2.19	0.42
1:B:214:ILE:CG2	1:C:746:ASN:ND2	2.82	0.42
1:C:727:LYS:HD2	1:C:809:GLU:CD	2.40	0.42
1:D:139:VAL:HG12	1:D:290:ALA:HA	2.02	0.42
1:D:537:HIS:O	1:D:538:ARG:HB3	2.19	0.42
1:D:61:VAL:HG12	1:D:62:VAL:N	2.34	0.42
1:D:630:MET:HA	1:D:630:MET:HE3	2.01	0.42
1:D:943:LEU:HD13	1:D:969:ARG:CZ	2.50	0.42
1:E:177:VAL:HA	1:E:288:GLY:O	2.20	0.42
1:E:631:LEU:HD21	1:E:647:LEU:HD22	2.01	0.42
1:E:835:SER:O	1:E:838:ASP:N	2.52	0.42
1:F:293:LEU:HD23	1:F:297:ALA:HB3	2.02	0.42
1:F:554:TRP:CZ2	1:F:558:ARG:HD3	2.55	0.42
1:F:600:GLU:CG	1:F:601:LYS:N	2.80	0.42
1:F:779:ARG:HG2	1:F:779:ARG:HH11	1.85	0.42
1:A:214:ILE:HG12	1:A:237:LYS:HB2	2.01	0.42
1:A:438:ILE:O	1:A:439:GLN:C	2.58	0.42
1:A:445:ILE:C	1:A:445:ILE:HD12	2.39	0.42
1:A:277:ILE:HD12	1:A:615:PHE:HB2	2.02	0.42
1:A:856:TYR:CD2	1:A:856:TYR:N	2.88	0.42
1:A:884:PHE:HB2	1:A:901:MET:CE	2.50	0.42
1:A:470:PHE:CZ	1:A:928:VAL:HG13	2.55	0.42
1:B:155:SER:O	1:B:159:VAL:HG22	2.20	0.42
1:B:253:VAL:HG22	1:B:259:GLN:HG2	2.02	0.42
1:B:375:VAL:HG11	1:B:405:LEU:CD1	2.34	0.42
1:B:402:ILE:HD13	1:B:402:ILE:HA	1.88	0.42
1:B:532:ALA:O	1:B:536:LYS:HG3	2.19	0.42
1:B:185:ARG:CZ	1:B:771:TYR:HB3	2.49	0.42

*Continued on next page...*

*Continued from previous page...*

Atom-1	Atom-2	Interatomic distance (Å)	Clash overlap (Å)
1:C:753:TRP:CD1	1:C:779:ARG:HB2	2.55	0.42
1:D:127:ILE:HG22	1:D:128:ARG:N	2.34	0.42
1:D:362:PHE:H	1:D:362:PHE:HD2	1.68	0.42
1:D:439:GLN:HG3	1:D:486:LEU:HD22	2.02	0.42
1:D:208:GLN:HG3	1:D:758:VAL:CG1	2.50	0.42
1:E:249:ILE:HD12	1:E:249:ILE:C	2.41	0.42
1:E:330:THR:O	1:E:334:SER:HB2	2.20	0.42
1:F:214:ILE:HG12	1:F:237:LYS:CB	2.49	0.42
1:F:732:ASP:HB3	1:F:736:SER:CB	2.46	0.42
1:F:561:THR:OG1	1:F:837:GLY:HA3	2.20	0.42
1:A:683:PHE:CE1	1:A:825:GLU:HG3	2.55	0.42
1:A:740:VAL:CG1	1:A:745:ILE:HG12	2.50	0.42
1:A:918:ARG:NH2	1:A:999:HIS:HB3	2.35	0.42
1:B:178:PHE:HB3	2:B:2001:LMT:H61	2.02	0.42
1:B:330:THR:N	1:B:331:PRO:CD	2.82	0.42
1:B:891:TYR:OH	1:B:945:VAL:HB	2.19	0.42
1:C:230:LEU:HG	1:C:231:ASN:N	2.34	0.42
1:C:383:LEU:HD22	1:C:388:PHE:HB3	2.02	0.42
1:C:520:PHE:CZ	1:C:970:LEU:CD1	3.03	0.42
1:C:659:LYS:HB2	1:C:659:LYS:HE2	1.92	0.42
1:D:227:GLY:O	1:D:228:GLN:C	2.58	0.42
1:D:493:CYS:HA	1:D:497:LEU:HD22	2.01	0.42
1:D:595:ARG:HG2	1:D:609:VAL:HB	2.02	0.42
1:D:631:LEU:HD23	1:D:637:ARG:NH1	2.34	0.42
1:E:261:ARG:HB2	1:E:264:ASP:OD2	2.19	0.42
1:E:509:LYS:HB2	1:E:514:GLY:HA2	2.01	0.42
1:E:951:LEU:HD13	1:E:964:GLU:HB3	2.01	0.42
1:A:33:ASN:ND2	1:A:391:ASN:HB3	2.33	0.41
1:A:364:ALA:O	1:A:368:PRO:HD3	2.20	0.41
1:B:157:TYR:O	1:B:160:SER:N	2.50	0.41
1:B:180:SER:HB3	2:B:2001:LMT:H4'	2.01	0.41
1:B:709:ASN:C	1:B:711:ALA:H	2.23	0.41
1:B:830:PRO:HB3	1:B:839:ALA:HB2	2.01	0.41
1:B:880:LEU:O	1:B:883:VAL:HG22	2.20	0.41
1:C:184:MET:HE3	1:C:269:GLY:O	2.19	0.41
1:C:330:THR:N	1:C:331:PRO:CD	2.82	0.41
1:C:357:LEU:CD2	1:C:357:LEU:C	2.86	0.41
1:C:971:ARG:N	1:C:972:PRO:CD	2.84	0.41
1:D:218:GLN:CA	1:D:234:ILE:HG13	2.49	0.41
1:D:843:VAL:C	1:D:845:GLU:H	2.23	0.41
1:D:946:GLU:O	1:D:949:LYS:HB3	2.20	0.41

*Continued on next page...*

*Continued from previous page...*

Atom-1	Atom-2	Interatomic distance (Å)	Clash overlap (Å)
1:E:277:ILE:HD12	1:E:277:ILE:N	2.35	0.41
1:E:679:GLY:HA2	1:E:836:SER:OG	2.20	0.41
1:D:780:MET:CE	1:F:220:GLY:HA2	2.50	0.41
1:F:874:ALA:O	1:F:875:LEU:C	2.56	0.41
1:A:163:GLN:O	1:A:164:ASP:C	2.57	0.41
1:A:372:VAL:HB	1:A:373:PRO:HD3	2.01	0.41
1:A:438:ILE:HG13	1:A:439:GLN:N	2.34	0.41
1:A:792:ASN:ND2	1:A:796:GLU:HB2	2.25	0.41
1:A:895:SER:O	1:A:896:ILE:C	2.58	0.41
1:B:178:PHE:CG	2:B:2001:LMT:H61	2.55	0.41
1:B:539:ALA:O	1:B:540:PRO:C	2.59	0.41
1:B:672:LEU:O	1:B:674:LEU:N	2.54	0.41
1:B:740:VAL:CG2	1:B:745:ILE:HD11	2.42	0.41
1:B:726:TYR:OH	1:B:806:GLY:HA3	2.20	0.41
1:B:909:ILE:CG2	1:B:910:GLY:N	2.83	0.41
1:C:888:ALA:HB2	1:C:897:PRO:HG3	2.02	0.41
1:C:926:PHE:O	1:C:929:GLY:N	2.53	0.41
1:C:876:TYR:OH	1:C:930:LEU:HD12	2.19	0.41
1:D:139:VAL:CG2	1:D:327:TYR:H	2.33	0.41
1:D:13:TRP:O	1:D:16:ALA:HB3	2.19	0.41
1:D:469:GLN:HA	1:D:472:ILE:CD1	2.50	0.41
1:D:273:GLN:CG	1:D:771:TYR:HE2	2.32	0.41
1:E:64:VAL:HG22	1:E:118:LEU:HD23	2.00	0.41
1:E:353:LEU:C	1:E:355:MET:H	2.24	0.41
1:E:527:TYR:CE1	1:E:970:LEU:HD23	2.55	0.41
1:F:479:ALA:O	1:F:480:LEU:C	2.58	0.41
1:F:498:LYS:CD	1:F:498:LYS:H	2.33	0.41
1:F:599:LEU:O	1:F:599:LEU:HD23	2.20	0.41
1:F:685:GLN:NE2	1:F:857:SER:CB	2.81	0.41
1:A:134:LYS:O	1:A:134:LYS:HD3	2.20	0.41
1:A:394:THR:HG23	1:A:469:GLN:HB3	2.02	0.41
1:A:647:LEU:C	1:A:647:LEU:HD23	2.41	0.41
1:A:649:LYS:CE	1:A:652:GLN:HG2	2.50	0.41
1:A:716:ARG:HD3	1:A:827:LEU:O	2.20	0.41
1:A:861:LEU:CD2	1:A:861:LEU:N	2.83	0.41
1:A:971:ARG:N	1:A:972:PRO:HD2	2.36	0.41
1:B:157:TYR:O	1:B:158:ILE:C	2.58	0.41
1:B:314:GLU:HA	1:B:317:MET:CE	2.47	0.41
1:B:611:THR:HG22	1:B:627:ALA:CB	2.50	0.41
1:B:70:ASN:N	1:B:70:ASN:ND2	2.68	0.41
1:B:829:GLU:CB	1:B:830:PRO:CD	2.96	0.41

*Continued on next page...*



*Continued from previous page...*

Atom-1	Atom-2	Interatomic distance (Å)	Clash overlap (Å)
1:C:418:ARG:O	1:C:421:ALA:HB3	2.20	0.41
1:C:545:TYR:C	1:C:547:VAL:N	2.73	0.41
1:C:332:VAL:HG11	1:C:569:GLN:HG2	2.02	0.41
1:D:357:LEU:HD12	1:D:357:LEU:O	2.20	0.41
1:D:404:LEU:HB3	1:D:478:MET:HE2	2.02	0.41
1:D:569:GLN:HA	1:D:634:TRP:CZ2	2.55	0.41
1:E:527:TYR:CE2	1:E:1017:ILE:HB	2.54	0.41
1:D:228:GLN:CG	1:E:780:MET:HE3	2.48	0.41
1:E:904:VAL:HB	1:E:905:PRO:HD3	2.02	0.41
1:F:981:ILE:HG23	1:F:1006:ILE:HD12	2.01	0.41
1:A:367:ILE:HD11	1:A:497:LEU:HD13	2.01	0.41
1:A:714:ARG:O	1:A:716:ARG:N	2.52	0.41
1:A:821:VAL:O	1:A:822:PRO:C	2.58	0.41
1:A:83:ASN:N	1:A:83:ASN:ND2	2.68	0.41
1:B:254:ASN:N	1:B:258:SER:O	2.52	0.41
1:B:486:LEU:HA	1:B:486:LEU:HD12	1.82	0.41
1:C:344:LEU:HA	1:C:399:VAL:HG22	2.01	0.41
1:C:53:SER:OG	1:C:55:GLU:HG2	2.20	0.41
1:C:789:TYR:CE2	1:C:799:PRO:HG3	2.55	0.41
1:C:993:ALA:O	1:C:994:GLY:C	2.58	0.41
1:D:17:LEU:HD23	1:D:20:MET:HE3	2.03	0.41
1:E:906:LEU:HG	1:E:1015:LEU:HD13	2.02	0.41
1:E:946:GLU:O	1:E:950:GLU:HG3	2.19	0.41
1:F:185:ARG:CA	1:F:185:ARG:HH11	2.34	0.41
1:F:407:ASP:O	1:F:410:ILE:HG13	2.20	0.41
1:F:544:ILE:O	1:F:547:VAL:N	2.53	0.41
1:F:273:GLN:NE2	1:F:769:ARG:HE	2.19	0.41
1:F:792:ASN:HB3	1:F:796:GLU:N	2.36	0.41
1:F:669:PRO:CG	1:F:861:LEU:HD11	2.50	0.41
1:F:844:GLU:OE2	1:F:866:ARG:NH2	2.52	0.41
1:F:958:ILE:HG23	1:F:1024:TYR:HE2	1.86	0.41
1:A:164:ASP:HB2	1:A:165:PRO:CD	2.48	0.41
1:A:352:PHE:CD1	1:A:365:THR:HG22	2.54	0.41
1:A:810:TYR:CG	1:D:701:LYS:HE3	2.56	0.41
1:A:701:LYS:HD3	1:A:851:PRO:HD3	2.02	0.41
1:A:951:LEU:C	1:A:953:GLU:H	2.24	0.41
1:B:158:ILE:O	1:B:163:GLN:N	2.54	0.41
1:B:249:ILE:CD1	1:B:262:LEU:HD12	2.48	0.41
1:B:847:VAL:HG13	1:B:850:LEU:HD12	2.02	0.41
1:C:655:PHE:HD1	1:C:658:PHE:HB3	1.83	0.41
1:C:462:SER:OG	1:C:864:GLU:CG	2.69	0.41

*Continued on next page...*

*Continued from previous page...*

Atom-1	Atom-2	Interatomic distance (Å)	Clash overlap (Å)
1:D:907:GLY:O	1:D:1008:GLY:HA2	2.20	0.41
1:D:24:GLY:O	1:D:28:LEU:HG	2.21	0.41
1:D:324:VAL:CG2	1:D:325:TYR:N	2.82	0.41
1:D:404:LEU:HD21	1:D:936:LEU:HG	2.01	0.41
1:D:591:VAL:O	1:D:595:ARG:HB2	2.20	0.41
1:D:664:PHE:HD2	1:D:666:PHE:CD2	2.37	0.41
1:D:789:TYR:HA	1:D:799:PRO:HA	2.02	0.41
1:D:851:PRO:O	1:D:852:LYS:C	2.58	0.41
1:E:197:GLN:HE21	1:E:252:LYS:HZ3	1.66	0.41
1:E:53:SER:N	1:E:56:THR:OG1	2.54	0.41
1:E:713:GLN:HG2	1:E:714:ARG:HG3	2.03	0.41
1:E:763:ASP:OD2	1:E:763:ASP:C	2.59	0.41
1:E:781:ASN:O	1:E:782:PRO:C	2.58	0.41
1:E:913:LEU:O	1:E:914:ALA:C	2.58	0.41
1:E:952:HIS:CE1	1:E:958:ILE:HD13	2.55	0.41
1:F:298:ASN:O	1:F:301:ASP:N	2.53	0.41
1:F:501:GLU:O	1:F:504:ASP:HB2	2.20	0.41
1:F:410:ILE:CG1	1:F:976:THR:HG22	2.47	0.41
1:F:980:PHE:O	1:F:983:GLY:N	2.53	0.41
1:A:164:ASP:O	1:A:167:SER:N	2.54	0.41
1:A:780:MET:HE3	1:C:228:GLN:CG	2.50	0.41
1:B:164:ASP:N	1:B:165:PRO:HD2	2.36	0.41
1:B:230:LEU:HD12	1:B:230:LEU:N	2.35	0.41
1:B:49:TYR:O	1:B:50:PRO:C	2.59	0.41
1:B:592:ASP:O	1:B:594:MET:N	2.53	0.41
1:B:559:ILE:CD1	1:B:921:SER:HA	2.50	0.41
1:C:258:SER:O	1:C:259:GLN:HG3	2.21	0.41
1:C:133:VAL:O	1:C:292:LYS:HD3	2.21	0.41
1:C:47:VAL:CG1	1:C:122:VAL:HG13	2.50	0.41
1:C:573:PHE:O	1:C:665:ALA:HA	2.20	0.41
1:C:745:ILE:C	1:C:747:SER:N	2.74	0.41
1:D:371:ALA:O	1:D:372:VAL:C	2.58	0.41
1:D:356:TYR:CE1	1:D:513:PHE:HZ	2.39	0.41
1:D:326:PRO:O	1:D:630:MET:HB2	2.20	0.41
1:E:249:ILE:O	1:E:249:ILE:HD12	2.20	0.41
1:E:312:ASN:HD22	1:E:312:ASN:N	2.17	0.41
1:E:544:ILE:HD13	1:E:544:ILE:O	2.21	0.41
1:D:259:GLN:NE2	1:E:733:GLU:OE1	2.43	0.41
1:E:949:LYS:O	1:E:953:GLU:HB2	2.20	0.41
1:F:306:ILE:HD13	1:F:306:ILE:C	2.41	0.41
1:A:193:LEU:CD2	1:A:198:LEU:O	2.68	0.41

*Continued on next page...*

*Continued from previous page...*

Atom-1	Atom-2	Interatomic distance (Å)	Clash overlap (Å)
1:A:53:SER:O	1:A:54:ALA:C	2.58	0.41
1:A:572:LEU:HD12	1:A:573:PHE:H	1.84	0.41
1:A:896:ILE:N	1:A:897:PRO:CD	2.83	0.41
1:B:13:TRP:O	1:B:17:LEU:HB2	2.20	0.41
1:B:188:LEU:CD2	1:B:772:LEU:HD11	2.50	0.41
1:B:21:LEU:HD11	1:B:25:LEU:HD11	2.02	0.41
1:B:951:LEU:HD21	1:B:968:MET:HE1	2.02	0.41
1:B:987:LEU:O	1:B:999:HIS:HD2	2.03	0.41
1:C:268:VAL:O	1:C:268:VAL:HG12	2.21	0.41
1:C:616:ASN:ND2	1:C:618:ALA:N	2.68	0.41
1:C:575:GLN:HB3	1:C:664:PHE:HB2	2.02	0.41
1:C:705:LEU:O	1:C:709:ASN:HB2	2.20	0.41
1:D:527:TYR:HE2	1:D:1017:ILE:HG13	1.84	0.41
1:D:1027:VAL:HG23	1:D:1028:SER:N	2.36	0.41
1:D:21:LEU:HD13	1:D:21:LEU:C	2.41	0.41
1:D:4:PHE:O	1:D:8:ARG:NH1	2.52	0.41
1:D:745:ILE:O	1:D:749:VAL:CG2	2.55	0.41
1:D:766:ARG:CG	1:D:767:VAL:N	2.84	0.41
1:D:57:VAL:CG1	1:D:82:SER:HB3	2.43	0.41
1:E:534:ILE:CD1	1:E:1018:PHE:HB3	2.51	0.41
1:E:117:LEU:N	1:E:117:LEU:CD1	2.84	0.41
1:E:72:ILE:HG13	1:E:75:LEU:HB2	2.03	0.41
1:E:732:ASP:O	1:E:735:ALA:HB3	2.20	0.41
1:E:699:ARG:HD3	1:E:826:ILE:HD11	2.02	0.41
2:F:2002:LMT:C3'	2:F:2002:LMT:O5B	2.53	0.41
1:F:463:THR:HG22	1:F:467:TYR:CZ	2.55	0.41
1:F:456:MET:HE2	1:F:467:TYR:CA	2.51	0.41
1:F:46:GLN:HG2	1:F:89:THR:HG23	2.02	0.41
1:F:520:PHE:HA	1:F:523:THR:CG2	2.48	0.41
1:F:572:LEU:HD23	1:F:629:ILE:HG13	2.02	0.41
1:F:612:VAL:HG12	1:F:626:MET:HG3	2.01	0.41
1:F:763:ASP:C	1:F:763:ASP:OD2	2.59	0.41
1:A:958:ILE:CG1	1:A:959:VAL:N	2.83	0.41
1:B:314:GLU:OE2	1:B:323:VAL:CG2	2.69	0.41
1:B:407:ASP:O	1:B:411:VAL:HG13	2.20	0.41
1:B:530:GLY:O	1:B:533:SER:HB3	2.19	0.41
1:B:594:MET:O	1:B:597:TYR:HB3	2.19	0.41
1:C:1002:GLY:O	1:C:1006:ILE:HG12	2.21	0.41
1:C:166:LEU:HA	1:C:169:THR:OG1	2.20	0.41
1:C:52:ALA:HB1	1:C:56:THR:CG2	2.51	0.41
1:C:978:LEU:O	1:C:981:ILE:HB	2.21	0.41

*Continued on next page...*

*Continued from previous page...*

Atom-1	Atom-2	Interatomic distance (Å)	Clash overlap (Å)
1:D:423:GLU:C	1:D:425:LEU:HD12	2.41	0.41
1:D:906:LEU:CD1	1:D:1016:ALA:HB2	2.51	0.41
1:E:120:GLN:OE1	1:E:124:ARG:HD2	2.20	0.41
1:E:414:GLU:CD	1:E:972:PRO:HG3	2.41	0.41
1:E:847:VAL:O	1:E:850:LEU:HB2	2.21	0.41
1:D:780:MET:O	1:F:230:LEU:HD23	2.21	0.41
1:F:35:TYR:C	1:F:36:PRO:O	2.57	0.41
1:F:563:PHE:CD2	1:F:564:LEU:CD2	3.04	0.41
1:F:724:PRO:HA	1:F:810:TYR:HB3	2.02	0.41
1:A:449:LEU:C	1:A:449:LEU:CD1	2.88	0.41
1:A:548:ILE:HG23	1:A:909:ILE:HD13	2.02	0.41
1:A:650:ARG:HG2	1:A:650:ARG:O	2.20	0.41
1:A:791:ARG:HE	1:A:797:MET:CE	2.32	0.41
1:A:789:TYR:CD1	1:A:797:MET:HB3	2.56	0.41
1:A:835:SER:HB3	1:A:838:ASP:CG	2.41	0.41
1:A:856:TYR:HD2	1:A:856:TYR:N	2.19	0.41
1:B:723:GLU:HB2	1:B:724:PRO:HD2	2.03	0.41
1:B:746:ASN:O	1:B:749:VAL:HG12	2.21	0.41
1:C:157:TYR:CE2	1:C:162:ILE:HD11	2.56	0.41
1:C:138:MET:HB3	1:C:328:ASP:HA	2.02	0.41
1:C:578:THR:O	1:C:623:SER:HB2	2.21	0.41
1:C:715:VAL:CG1	1:C:716:ARG:N	2.84	0.41
1:C:241:GLN:NE2	1:C:762:ILE:CD1	2.84	0.41
1:C:792:ASN:ND2	1:C:796:GLU:HB2	2.35	0.41
1:C:881:LEU:O	1:C:885:LEU:HG	2.20	0.41
1:D:612:VAL:HG13	1:D:626:MET:CG	2.51	0.41
1:D:570:GLY:O	1:D:630:MET:CE	2.69	0.41
1:D:806:GLY:O	1:D:807:LYS:HB2	2.21	0.41
1:D:895:SER:OG	1:D:896:ILE:N	2.54	0.41
1:E:15:ILE:N	1:E:15:ILE:HD13	2.35	0.41
1:E:62:VAL:HG21	1:E:82:SER:OG	2.21	0.41
1:F:900:VAL:O	1:F:901:MET:C	2.57	0.41
1:B:234:ILE:HG13	1:B:234:ILE:O	2.21	0.41
1:B:577:GLN:NE2	1:B:623:SER:O	2.54	0.41
1:B:634:TRP:CE3	1:B:993:ALA:HB2	2.56	0.41
1:C:56:THR:C	1:C:58:GLN:N	2.74	0.41
1:C:927:GLN:O	1:C:928:VAL:C	2.58	0.41
1:D:152:GLU:H	1:D:152:GLU:CD	2.25	0.41
1:D:256:ASP:OD1	1:D:256:ASP:O	2.38	0.41
1:D:586:ARG:NH1	1:D:586:ARG:HG3	2.36	0.41
1:E:259:GLN:HG3	1:E:261:ARG:HH11	1.86	0.41

*Continued on next page...*

*Continued from previous page...*

Atom-1	Atom-2	Interatomic distance (Å)	Clash overlap (Å)
1:E:393:LEU:CD2	1:E:466:ILE:HG23	2.51	0.41
1:E:478:MET:C	1:E:478:MET:SD	3.00	0.41
1:E:541:TYR:HA	1:E:544:ILE:CG2	2.42	0.41
1:E:681:ASP:C	1:E:681:ASP:OD2	2.60	0.41
1:D:224:ALA:HB1	1:E:780:MET:HE1	2.03	0.41
1:F:261:ARG:HB2	1:F:263:LYS:HG2	2.02	0.41
1:F:273:GLN:NE2	1:F:769:ARG:NH2	2.66	0.41
1:F:453:PHE:O	1:F:456:MET:HG2	2.20	0.41
1:F:754:GLY:O	1:F:755:SER:O	2.39	0.41
1:F:791:ARG:HH11	1:F:791:ARG:HG2	1.85	0.41
1:E:10:ILE:HD12	1:F:894:TRP:CE2	2.56	0.41
1:A:920:LEU:HD12	1:A:1003:THR:OG1	2.21	0.41
1:A:445:ILE:CD1	1:A:446:ALA:N	2.78	0.41
1:A:641:GLU:HG3	1:A:650:ARG:HH12	1.86	0.41
1:A:716:ARG:HB2	1:A:717:PRO:HD2	2.03	0.41
1:A:831:ALA:HB3	1:A:834:LEU:CG	2.51	0.41
1:A:872:ALA:N	1:A:873:PRO:CD	2.84	0.41
1:A:884:PHE:N	1:A:901:MET:HE1	2.36	0.41
1:A:5:PHE:O	1:A:8:ARG:C	2.59	0.41
1:A:902:LEU:HD13	1:A:1023:PHE:CD1	2.56	0.41
1:B:250:LEU:HD23	1:B:261:ARG:HG3	2.03	0.41
1:B:541:TYR:CB	1:B:1022:LEU:HD11	2.51	0.41
1:B:595:ARG:NH1	1:B:595:ARG:CG	2.77	0.41
1:B:460:GLY:N	1:B:871:GLN:HE22	1.96	0.41
1:B:977:SER:O	1:B:981:ILE:HG12	2.21	0.41
1:C:981:ILE:HD12	1:C:1010:VAL:HG23	2.03	0.41
1:C:366:LEU:O	1:C:370:ILE:HG12	2.20	0.41
1:C:32:VAL:HA	1:C:390:ILE:O	2.21	0.41
1:D:197:GLN:HB2	1:D:252:LYS:HZ2	1.85	0.41
1:D:372:VAL:HA	1:D:405:LEU:CD2	2.44	0.41
1:D:872:ALA:HB2	1:D:927:GLN:OE1	2.21	0.41
1:E:228:GLN:HA	1:E:228:GLN:NE2	2.36	0.41
1:E:228:GLN:O	1:E:229:GLN:HB2	2.21	0.41
1:E:139:VAL:HG23	1:E:326:PRO:HG2	2.02	0.41
1:E:353:LEU:O	1:E:355:MET:N	2.54	0.41
1:E:680:PHE:CA	1:E:862:SER:OG	2.65	0.41
1:E:104:GLN:NE2	1:F:109:ASN:HB3	2.36	0.41
1:D:730:ILE:HD11	1:F:237:LYS:HD2	2.02	0.41
1:F:270:LEU:HA	1:F:270:LEU:HD12	1.90	0.41
1:F:548:ILE:O	1:F:549:VAL:C	2.60	0.41
1:F:938:ALA:O	1:F:939:LYS:O	2.38	0.41

*Continued on next page...*

*Continued from previous page...*

Atom-1	Atom-2	Interatomic distance (Å)	Clash overlap (Å)
1:F:971:ARG:NH1	1:F:971:ARG:HG3	2.35	0.41
1:A:450:SER:O	1:A:452:VAL:N	2.54	0.40
1:A:52:ALA:HB1	1:A:56:THR:HB	2.02	0.40
1:A:73:ASP:H	1:A:106:GLN:NE2	2.19	0.40
1:B:394:THR:HA	1:B:473:THR:HG21	2.04	0.40
1:B:564:LEU:HD12	1:B:671:VAL:HG23	2.03	0.40
1:B:716:ARG:O	1:B:716:ARG:HG2	2.21	0.40
1:B:789:TYR:CZ	1:B:799:PRO:HB3	2.56	0.40
1:B:789:TYR:CD2	1:B:789:TYR:N	2.88	0.40
1:B:923:ASP:OD1	1:B:923:ASP:C	2.59	0.40
1:C:145:THR:C	1:C:147:GLY:H	2.24	0.40
1:C:329:THR:C	1:C:331:PRO:HD2	2.40	0.40
1:C:372:VAL:C	1:C:374:VAL:H	2.24	0.40
1:C:374:VAL:O	1:C:375:VAL:C	2.58	0.40
1:C:45:VAL:O	1:C:88:MET:CE	2.69	0.40
1:C:47:VAL:HG11	1:C:122:VAL:CG1	2.51	0.40
1:C:545:TYR:CE1	1:C:1023:PHE:CZ	3.07	0.40
1:C:823:ALA:O	1:C:824:MET:HG2	2.20	0.40
1:D:958:ILE:CD1	1:D:959:VAL:H	2.30	0.40
1:E:53:SER:OG	1:E:56:THR:HG23	2.21	0.40
1:E:757:TYR:HB2	1:E:771:TYR:CE1	2.56	0.40
1:F:17:LEU:O	1:F:18:VAL:C	2.59	0.40
1:F:203:VAL:O	1:F:207:ILE:HG12	2.21	0.40
1:F:151:LYS:CG	1:F:285:PRO:HB3	2.50	0.40
1:F:449:LEU:HD23	1:F:449:LEU:HA	1.93	0.40
1:F:463:THR:HG23	1:F:924:VAL:HG12	2.03	0.40
1:F:412:VAL:HG11	1:F:489:THR:HG22	2.02	0.40
1:F:678:THR:HG23	1:F:679:GLY:N	2.36	0.40
1:F:694:VAL:O	1:F:697:GLN:HB2	2.20	0.40
1:F:681:ASP:OD2	1:F:859:THR:HG23	2.21	0.40
1:A:133:VAL:HG12	1:A:134:LYS:N	2.36	0.40
1:A:404:LEU:HD22	1:A:936:LEU:HD23	2.04	0.40
1:A:660:ASP:O	1:A:661:ALA:HB2	2.21	0.40
1:A:727:LYS:HB2	1:C:235:ILE:HD12	2.02	0.40
1:A:840:MET:HB3	1:A:866:ARG:HH22	1.85	0.40
1:C:374:VAL:CG1	1:C:375:VAL:N	2.83	0.40
1:C:76:ARG:HD3	1:C:863:TYR:CE2	2.56	0.40
1:D:123:GLN:C	1:D:125:GLN:N	2.75	0.40
1:D:178:PHE:CD1	1:D:612:VAL:HG21	2.57	0.40
1:D:32:VAL:HG13	1:D:300:LEU:HD12	2.04	0.40
1:D:362:PHE:CG	1:D:363:ARG:N	2.89	0.40

*Continued on next page...*

*Continued from previous page...*

Atom-1	Atom-2	Interatomic distance (Å)	Clash overlap (Å)
1:D:605:SER:O	1:D:631:LEU:HG	2.21	0.40
1:D:78:ILE:HD12	1:D:91:THR:C	2.41	0.40
1:D:844:GLU:O	1:D:847:VAL:HG12	2.20	0.40
1:E:158:ILE:HD13	1:E:162:ILE:HG13	2.02	0.40
1:E:61:VAL:O	1:E:65:ILE:HG12	2.21	0.40
1:E:62:VAL:HG11	1:E:80:SER:HB3	2.04	0.40
1:E:643:SER:O	1:E:646:GLU:N	2.54	0.40
1:E:674:LEU:HD21	1:E:861:LEU:HD11	2.04	0.40
1:E:634:TRP:CZ3	1:E:993:ALA:HB2	2.56	0.40
1:F:376:LEU:HA	1:F:376:LEU:HD12	1.89	0.40
1:F:844:GLU:HA	1:F:847:VAL:HG12	2.04	0.40
1:F:901:MET:O	1:F:902:LEU:C	2.60	0.40
1:F:563:PHE:O	1:F:924:VAL:HG22	2.22	0.40
1:F:410:ILE:HD11	1:F:976:THR:CG2	2.51	0.40
1:A:538:ARG:HG3	1:A:1022:LEU:CD2	2.48	0.40
1:A:632:LYS:O	1:A:637:ARG:NH1	2.51	0.40
1:A:933:THR:HG23	1:A:1009:MET:CE	2.52	0.40
1:B:73:ASP:OD1	1:B:106:GLN:NE2	2.55	0.40
1:B:126:GLY:O	1:B:127:ILE:CB	2.70	0.40
1:B:137:LEU:HD21	1:B:302:THR:OG1	2.21	0.40
1:B:692:HIS:O	1:B:695:LEU:HB3	2.21	0.40
1:A:779:ARG:NH2	1:C:223:PRO:O	2.39	0.40
1:C:391:ASN:HD21	1:C:394:THR:HB	1.86	0.40
1:C:596:GLU:C	1:C:598:LEU:N	2.74	0.40
1:C:683:PHE:O	1:C:856:TYR:HA	2.21	0.40
1:C:687:GLN:C	1:C:689:GLY:N	2.74	0.40
1:C:912:LEU:CD2	1:C:926:PHE:HZ	2.26	0.40
1:C:929:GLY:CA	1:C:932:THR:HG23	2.51	0.40
1:D:254:ASN:N	1:D:255:PRO:HD3	2.35	0.40
1:D:49:TYR:CD2	1:D:49:TYR:C	2.93	0.40
1:D:112:GLN:HG3	1:E:112:GLN:OE1	2.21	0.40
1:E:144:SER:O	1:E:145:THR:C	2.59	0.40
1:E:517:ASN:O	1:E:521:LEU:HB2	2.20	0.40
1:E:637:ARG:N	1:E:638:PRO:CD	2.83	0.40
1:E:646:GLU:HA	1:E:646:GLU:OE1	2.21	0.40
1:F:214:ILE:CG1	1:F:237:LYS:H	2.34	0.40
1:F:847:VAL:HG21	1:F:856:TYR:CD1	2.56	0.40
1:A:189:ASP:OD2	1:A:192:LYS:HG2	2.22	0.40
1:A:339:GLU:O	1:A:343:THR:HG23	2.22	0.40
1:A:417:GLU:HA	1:A:420:MET:HE2	2.02	0.40
1:A:453:PHE:O	1:A:456:MET:HB3	2.21	0.40

*Continued on next page...*

*Continued from previous page...*

Atom-1	Atom-2	Interatomic distance (Å)	Clash overlap (Å)
1:A:553:ILE:HG22	1:A:553:ILE:O	2.21	0.40
1:A:595:ARG:HD2	1:A:595:ARG:O	2.21	0.40
1:A:633:PRO:HG2	1:A:636:GLU:HB2	2.04	0.40
1:A:910:GLY:CA	1:A:1011:THR:HG21	2.51	0.40
1:A:958:ILE:HG12	1:A:959:VAL:HG23	2.04	0.40
1:B:254:ASN:HB2	1:B:258:SER:OG	2.22	0.40
1:B:616:ASN:HD22	1:B:619:GLY:H	1.69	0.40
1:B:683:PHE:CZ	1:B:825:GLU:HB2	2.56	0.40
1:C:1024:TYR:O	1:C:1027:VAL:HG22	2.21	0.40
1:C:13:TRP:O	1:C:16:ALA:HB3	2.21	0.40
1:C:350:LEU:O	1:C:354:VAL:HG23	2.21	0.40
1:C:414:GLU:C	1:C:414:GLU:OE2	2.59	0.40
1:C:58:GLN:HB2	1:C:82:SER:OG	2.22	0.40
1:C:641:GLU:HA	1:C:650:ARG:HH12	1.87	0.40
1:C:903:VAL:HG12	1:C:903:VAL:O	2.21	0.40
1:D:13:TRP:CZ3	2:D:2003:LMT:H42	2.56	0.40
1:D:241:GLN:H	1:D:245:GLN:NE2	2.20	0.40
1:D:251:LEU:HD12	1:D:260:VAL:O	2.22	0.40
1:D:280:GLN:HB2	1:D:284:SER:O	2.22	0.40
1:D:449:LEU:HD12	1:D:478:MET:HG3	2.04	0.40
1:D:631:LEU:HD12	1:D:631:LEU:N	2.35	0.40
1:D:762:ILE:HG22	1:D:763:ASP:N	2.35	0.40
1:E:362:PHE:O	1:E:365:THR:HG22	2.21	0.40
1:E:543:LEU:O	1:E:547:VAL:HG23	2.21	0.40
1:E:761:PHE:CG	1:E:761:PHE:O	2.74	0.40
1:E:859:THR:HG23	1:E:860:GLY:N	2.36	0.40
1:E:65:ILE:HG21	1:E:90:ILE:HD12	2.03	0.40
1:F:38:ILE:HD13	1:F:39:ALA:N	2.37	0.40
1:F:503:GLY:C	1:F:505:HIS:N	2.69	0.40
1:F:520:PHE:CA	1:F:523:THR:HG22	2.52	0.40
1:F:664:PHE:CE2	1:F:716:ARG:HB3	2.57	0.40
1:A:50:PRO:HG3	1:A:125:GLN:HE22	1.86	0.40
1:A:488:LEU:HD22	1:A:492:LEU:HD11	2.02	0.40
1:A:614:GLY:HA2	1:A:621:GLY:O	2.21	0.40
1:A:633:PRO:HG2	1:A:636:GLU:CG	2.51	0.40
1:B:907:GLY:CA	1:B:1012:ALA:HB2	2.51	0.40
1:B:142:VAL:CG1	1:B:321:MET:HG3	2.51	0.40
1:B:338:HIS:C	1:B:340:VAL:N	2.74	0.40
1:B:597:TYR:CD2	1:B:598:LEU:HD22	2.55	0.40
1:B:632:LYS:HG2	1:B:637:ARG:HD3	2.03	0.40
1:C:114:ALA:C	1:C:116:PRO:HD2	2.42	0.40

*Continued on next page...*



Continued from previous page...

Atom-1	Atom-2	Interatomic distance (Å)	Clash overlap (Å)
1:C:219:LEU:CD1	1:C:234:ILE:HD11	2.51	0.40
1:C:211:ASN:OD1	1:C:240:LEU:HB2	2.21	0.40
1:C:359:LEU:CD1	1:C:365:THR:HA	2.51	0.40
1:C:361:ASN:O	1:C:363:ARG:N	2.55	0.40
1:C:587:THR:O	1:C:591:VAL:HG23	2.21	0.40
1:C:692:HIS:HE1	1:C:696:LEU:HD21	1.87	0.40
1:C:798:VAL:HA	1:C:799:PRO:HD3	1.95	0.40
1:D:64:VAL:HG23	1:D:118:LEU:HD11	2.02	0.40
1:D:750:SER:O	1:D:755:SER:N	2.53	0.40
1:D:835:SER:O	1:D:838:ASP:HB2	2.22	0.40
1:E:1020:VAL:HB	1:E:1021:PRO:CD	2.52	0.40
1:E:127:ILE:N	1:E:127:ILE:CD1	2.83	0.40
1:E:164:ASP:CB	1:E:165:PRO:HD3	2.50	0.40
1:E:184:MET:HB2	1:E:761:PHE:CZ	2.57	0.40
1:E:407:ASP:O	1:E:411:VAL:HG13	2.21	0.40
1:E:997:SER:O	1:E:1000:ALA:N	2.50	0.40
1:F:1008:GLY:O	1:F:1009:MET:C	2.56	0.40
1:F:214:ILE:CD1	1:F:237:LYS:H	2.32	0.40
1:F:240:LEU:HG	1:F:245:GLN:NE2	2.33	0.40
1:F:364:ALA:O	1:F:368:PRO:CD	2.69	0.40
1:F:402:ILE:HD12	1:F:403:GLY:H	1.87	0.40
1:F:457:ALA:CB	1:F:468:ARG:HG2	2.51	0.40
1:F:544:ILE:O	1:F:548:ILE:HG12	2.21	0.40

There are no symmetry-related clashes.

## 5.3 Torsion angles [i](#)

### 5.3.1 Protein backbone [i](#)

In the following table, the Percentiles column shows the percent Ramachandran outliers of the chain as a percentile score with respect to all X-ray entries followed by that with respect to entries of similar resolution.

The Analysed column shows the number of residues for which the backbone conformation was analysed, and the total number of residues.

Mol	Chain	Analysed	Favoured	Allowed	Outliers	Percentiles
1	A	1011/1046 (97%)	834 (82%)	139 (14%)	38 (4%)	<a href="#">3</a> <a href="#">6</a>
1	B	1028/1046 (98%)	878 (85%)	123 (12%)	27 (3%)	<a href="#">5</a> <a href="#">12</a>

Continued on next page...

*Continued from previous page...*

Mol	Chain	Analysed	Favoured	Allowed	Outliers	Percentiles	
1	C	1028/1046 (98%)	814 (79%)	161 (16%)	53 (5%)	2	3
1	D	1016/1046 (97%)	815 (80%)	156 (15%)	45 (4%)	2	4
1	E	1028/1046 (98%)	839 (82%)	147 (14%)	42 (4%)	3	5
1	F	1031/1046 (99%)	837 (81%)	133 (13%)	61 (6%)	1	2
All	All	6142/6276 (98%)	5017 (82%)	859 (14%)	266 (4%)	2	5

All (266) Ramachandran outliers are listed below:

Mol	Chain	Res	Type
1	A	326	PRO
1	A	603	SER
1	A	673	GLU
1	A	714	ARG
1	A	740	VAL
1	A	872	ALA
1	B	249	ILE
1	B	438	ILE
1	B	741	SER
1	C	125	GLN
1	C	258	SER
1	C	276	SER
1	C	361	ASN
1	C	501	GLU
1	C	633	PRO
1	C	661	ALA
1	C	737	ALA
1	C	796	GLU
1	C	803	PHE
1	C	958	ILE
1	C	1024	TYR
1	D	196	TYR
1	D	219	LEU
1	D	239	ARG
1	D	441	ALA
1	D	603	SER
1	D	654	HIS
1	D	673	GLU
1	D	714	ARG
1	D	872	ALA
1	D	953	GLU
1	D	995	SER

*Continued on next page...*

*Continued from previous page...*

<b>Mol</b>	<b>Chain</b>	<b>Res</b>	<b>Type</b>
1	E	238	THR
1	E	582	SER
1	E	618	ALA
1	E	623	SER
1	E	690	VAL
1	E	714	ARG
1	F	319	GLN
1	F	361	ASN
1	F	422	GLU
1	F	501	GLU
1	F	504	ASP
1	F	505	HIS
1	F	538	ARG
1	F	636	GLU
1	F	660	ASP
1	F	661	ALA
1	F	687	GLN
1	F	727	LYS
1	F	755	SER
1	F	796	GLU
1	F	913	LEU
1	F	939	LYS
1	A	713	GLN
1	A	715	VAL
1	A	801	ASN
1	A	834	LEU
1	A	1027	VAL
1	B	140	VAL
1	B	250	LEU
1	B	339	GLU
1	B	488	LEU
1	B	558	ARG
1	B	673	GLU
1	B	705	LEU
1	B	742	LEU
1	B	755	SER
1	C	241	GLN
1	C	407	ASP
1	C	507	GLU
1	C	582	SER
1	C	602	GLU
1	C	618	ALA

*Continued on next page...*

*Continued from previous page...*

<b>Mol</b>	<b>Chain</b>	<b>Res</b>	<b>Type</b>
1	C	663	VAL
1	C	689	GLY
1	C	804	ALA
1	C	1017	ILE
1	D	147	GLY
1	D	217	GLY
1	D	361	ASN
1	D	440	GLY
1	D	498	LYS
1	D	732	ASP
1	D	779	ARG
1	D	796	GLU
1	D	819	ASN
1	D	989	ILE
1	E	147	GLY
1	E	181	GLN
1	E	192	LYS
1	E	228	GLN
1	E	580	PRO
1	E	658	PHE
1	E	680	PHE
1	E	681	ASP
1	E	712	LEU
1	E	719	GLY
1	E	728	LEU
1	E	732	ASP
1	E	790	VAL
1	E	806	GLY
1	E	827	LEU
1	E	958	ILE
1	F	201	GLY
1	F	202	ASP
1	F	225	VAL
1	F	322	LYS
1	F	326	PRO
1	F	360	GLN
1	F	363	ARG
1	F	502	LYS
1	F	644	VAL
1	F	744	ASP
1	F	778	ALA
1	F	810	TYR

*Continued on next page...*

*Continued from previous page...*

<b>Mol</b>	<b>Chain</b>	<b>Res</b>	<b>Type</b>
1	F	819	ASN
1	F	958	ILE
1	A	69	MET
1	A	170	LYS
1	A	451	ALA
1	A	643	SER
1	A	664	PHE
1	A	755	SER
1	A	832	PRO
1	A	839	ALA
1	A	851	PRO
1	B	127	ILE
1	B	357	LEU
1	B	439	GLN
1	B	509	LYS
1	B	660	ASP
1	B	676	ASN
1	B	807	LYS
1	C	163	GLN
1	C	240	LEU
1	C	422	GLU
1	C	598	LEU
1	C	616	ASN
1	C	687	GLN
1	C	755	SER
1	C	779	ARG
1	D	61	VAL
1	D	143	VAL
1	D	311	ALA
1	D	538	ARG
1	D	635	GLU
1	D	699	ARG
1	D	794	LYS
1	D	1026	ALA
1	E	657	SER
1	E	688	ALA
1	E	689	GLY
1	E	785	LEU
1	E	807	LYS
1	E	849	GLN
1	E	853	GLY
1	F	299	ALA

*Continued on next page...*

*Continued from previous page...*

<b>Mol</b>	<b>Chain</b>	<b>Res</b>	<b>Type</b>
1	F	462	SER
1	F	503	GLY
1	F	633	PRO
1	F	726	TYR
1	F	742	LEU
1	F	745	ILE
1	F	845	GLU
1	A	328	ASP
1	A	564	LEU
1	A	588	GLN
1	A	602	GLU
1	A	932	THR
1	B	217	GLY
1	B	312	ASN
1	B	639	GLY
1	C	34	GLN
1	C	362	PHE
1	C	400	LEU
1	C	414	GLU
1	C	597	TYR
1	C	641	GLU
1	C	662	MET
1	C	852	LYS
1	C	872	ALA
1	D	258	SER
1	D	263	LYS
1	D	424	GLY
1	D	439	GLN
1	D	564	LEU
1	D	755	SER
1	D	917	MET
1	D	946	GLU
1	E	85	ASP
1	E	722	ASP
1	E	804	ALA
1	E	829	GLU
1	F	241	GLN
1	F	276	SER
1	F	318	PRO
1	F	598	LEU
1	F	601	LYS
1	F	602	GLU

*Continued on next page...*

*Continued from previous page...*

<b>Mol</b>	<b>Chain</b>	<b>Res</b>	<b>Type</b>
1	F	663	VAL
1	F	678	THR
1	F	853	GLY
1	F	1024	TYR
1	A	126	GLY
1	A	676	ASN
1	B	216	SER
1	C	360	GLN
1	C	1025	VAL
1	D	372	VAL
1	D	588	GLN
1	D	730	ILE
1	D	777	ASP
1	D	956	LYS
1	E	184	MET
1	E	208	GLN
1	E	258	SER
1	F	36	PRO
1	F	238	THR
1	F	330	THR
1	F	618	ALA
1	F	690	VAL
1	A	167	SER
1	A	318	PRO
1	A	638	PRO
1	A	777	ASP
1	B	221	GLY
1	B	549	VAL
1	C	318	PRO
1	C	326	PRO
1	C	456	MET
1	C	539	ALA
1	C	621	GLY
1	C	639	GLY
1	D	617	PHE
1	E	557	THR
1	E	779	ARG
1	F	50	PRO
1	F	857	SER
1	F	1032	LYS
1	A	498	LYS
1	B	847	VAL

*Continued on next page...*

*Continued from previous page...*

Mol	Chain	Res	Type
1	C	62	VAL
1	C	609	VAL
1	D	214	ILE
1	E	715	VAL
1	F	147	GLY
1	F	981	ILE
1	A	47	VAL
1	A	994	GLY
1	A	996	GLY
1	C	61	VAL
1	C	315	PRO
1	E	340	VAL
1	E	691	GLY
1	E	795	GLY
1	F	851	PRO
1	A	776	PRO
1	B	539	ALA
1	C	580	PRO
1	C	846	ILE
1	D	578	THR
1	F	47	VAL
1	A	221	GLY
1	F	799	PRO
1	A	639	GLY

### 5.3.2 Protein sidechains [i](#)

In the following table, the Percentiles column shows the percent sidechain outliers of the chain as a percentile score with respect to all X-ray entries followed by that with respect to entries of similar resolution.

The Analysed column shows the number of residues for which the sidechain conformation was analysed, and the total number of residues.

Mol	Chain	Analysed	Rotameric	Outliers	Percentiles	
1	A	832/854 (97%)	759 (91%)	73 (9%)	10	22
1	B	841/854 (98%)	762 (91%)	79 (9%)	8	19
1	C	841/854 (98%)	762 (91%)	79 (9%)	8	19
1	D	835/854 (98%)	766 (92%)	69 (8%)	11	25
1	E	841/854 (98%)	784 (93%)	57 (7%)	16	35

*Continued on next page...*



*Continued from previous page...*

Mol	Chain	Analysed	Rotameric	Outliers	Percentiles	
1	F	844/854 (99%)	771 (91%)	73 (9%)	10	23
All	All	5034/5124 (98%)	4604 (92%)	430 (8%)	10	23

All (430) residues with a non-rotameric sidechain are listed below:

Mol	Chain	Res	Type
1	A	11	PHE
1	A	21	LEU
1	A	25	LEU
1	A	33	ASN
1	A	48	SER
1	A	49	TYR
1	A	83	ASN
1	A	84	SER
1	A	88	MET
1	A	95	GLU
1	A	131	LYS
1	A	146	ASP
1	A	172	VAL
1	A	177	VAL
1	A	188	LEU
1	A	193	LEU
1	A	194	ASN
1	A	215	SER
1	A	219	LEU
1	A	244	GLU
1	A	248	ASN
1	A	289	ILE
1	A	302	THR
1	A	307	ARG
1	A	337	ILE
1	A	343	THR
1	A	356	TYR
1	A	362	PHE
1	A	377	LEU
1	A	406	VAL
1	A	415	ASN
1	A	433	LYS
1	A	437	GLN
1	A	438	ILE
1	A	442	LEU
1	A	472	ILE

*Continued on next page...*

*Continued from previous page...*

<b>Mol</b>	<b>Chain</b>	<b>Res</b>	<b>Type</b>
1	A	483	ILE
1	A	488	LEU
1	A	489	THR
1	A	512	PHE
1	A	556	PHE
1	A	592	ASP
1	A	612	VAL
1	A	616	ASN
1	A	645	PHE
1	A	671	VAL
1	A	684	LEU
1	A	690	VAL
1	A	716	ARG
1	A	722	ASP
1	A	730	ILE
1	A	731	ASP
1	A	760	ASP
1	A	761	PHE
1	A	768	LYS
1	A	770	VAL
1	A	800	PHE
1	A	805	THR
1	A	810	TYR
1	A	814	LYS
1	A	856	TYR
1	A	861	LEU
1	A	863	TYR
1	A	865	GLU
1	A	878	LEU
1	A	900	VAL
1	A	939	LYS
1	A	947	PHE
1	A	954	GLN
1	A	958	ILE
1	A	964	GLU
1	A	976	THR
1	A	989	ILE
1	B	2	SER
1	B	17	LEU
1	B	47	VAL
1	B	49	TYR
1	B	60	THR

*Continued on next page...*

*Continued from previous page...*

<b>Mol</b>	<b>Chain</b>	<b>Res</b>	<b>Type</b>
1	B	64	VAL
1	B	68	GLN
1	B	70	ASN
1	B	78	ILE
1	B	79	SER
1	B	88	MET
1	B	96	GLN
1	B	105	VAL
1	B	106	GLN
1	B	111	LEU
1	B	113	LEU
1	B	121	GLU
1	B	129	VAL
1	B	134	LYS
1	B	139	VAL
1	B	159	VAL
1	B	182	TYR
1	B	188	LEU
1	B	197	GLN
1	B	251	LEU
1	B	261	ARG
1	B	280	GLN
1	B	289	ILE
1	B	291	ILE
1	B	343	THR
1	B	348	ILE
1	B	365	THR
1	B	411	VAL
1	B	414	GLU
1	B	417	GLU
1	B	418	ARG
1	B	432	ARG
1	B	434	SER
1	B	445	ILE
1	B	462	SER
1	B	473	THR
1	B	475	VAL
1	B	486	LEU
1	B	497	LEU
1	B	501	GLU
1	B	543	LEU
1	B	559	ILE

*Continued on next page...*

*Continued from previous page...*

<b>Mol</b>	<b>Chain</b>	<b>Res</b>	<b>Type</b>
1	B	572	LEU
1	B	575	GLN
1	B	601	LYS
1	B	610	PHE
1	B	632	LYS
1	B	635	GLU
1	B	641	GLU
1	B	650	ARG
1	B	658	PHE
1	B	662	MET
1	B	684	LEU
1	B	687	GLN
1	B	693	GLU
1	B	696	LEU
1	B	712	LEU
1	B	716	ARG
1	B	733	GLU
1	B	767	VAL
1	B	773	GLN
1	B	783	ASP
1	B	789	TYR
1	B	800	PHE
1	B	827	LEU
1	B	844	GLU
1	B	871	GLN
1	B	880	LEU
1	B	909	ILE
1	B	917	MET
1	B	936	LEU
1	B	959	VAL
1	B	969	ARG
1	B	1001	ILE
1	C	11	PHE
1	C	15	ILE
1	C	38	ILE
1	C	67	GLN
1	C	88	MET
1	C	89	THR
1	C	102	ILE
1	C	117	LEU
1	C	118	LEU
1	C	125	GLN

*Continued on next page...*

*Continued from previous page...*

<b>Mol</b>	<b>Chain</b>	<b>Res</b>	<b>Type</b>
1	C	143	VAL
1	C	152	GLU
1	C	163	GLN
1	C	210	GLN
1	C	218	GLN
1	C	238	THR
1	C	240	LEU
1	C	252	LYS
1	C	264	ASP
1	C	277	ILE
1	C	291	ILE
1	C	306	ILE
1	C	343	THR
1	C	348	ILE
1	C	361	ASN
1	C	391	ASN
1	C	394	THR
1	C	398	MET
1	C	402	ILE
1	C	405	LEU
1	C	408	ASP
1	C	410	ILE
1	C	434	SER
1	C	435	MET
1	C	439	GLN
1	C	448	VAL
1	C	452	VAL
1	C	463	THR
1	C	466	ILE
1	C	473	THR
1	C	475	VAL
1	C	484	VAL
1	C	486	LEU
1	C	497	LEU
1	C	502	LYS
1	C	544	ILE
1	C	557	THR
1	C	592	ASP
1	C	595	ARG
1	C	611	THR
1	C	616	ASN
1	C	645	PHE

*Continued on next page...*

*Continued from previous page...*

<b>Mol</b>	<b>Chain</b>	<b>Res</b>	<b>Type</b>
1	C	650	ARG
1	C	659	LYS
1	C	685	GLN
1	C	701	LYS
1	C	730	ILE
1	C	785	LEU
1	C	797	MET
1	C	814	LYS
1	C	840	MET
1	C	867	LEU
1	C	880	LEU
1	C	881	LEU
1	C	890	LEU
1	C	898	PHE
1	C	902	LEU
1	C	906	LEU
1	C	920	LEU
1	C	932	THR
1	C	933	THR
1	C	934	ILE
1	C	937	SER
1	C	943	LEU
1	C	946	GLU
1	C	969	ARG
1	C	984	VAL
1	C	1009	MET
1	C	1030	LEU
1	D	11	PHE
1	D	25	LEU
1	D	49	TYR
1	D	55	GLU
1	D	70	ASN
1	D	88	MET
1	D	96	GLN
1	D	118	LEU
1	D	121	GLU
1	D	163	GLN
1	D	166	LEU
1	D	319	GLN
1	D	344	LEU
1	D	348	ILE
1	D	353	LEU

*Continued on next page...*

*Continued from previous page...*

<b>Mol</b>	<b>Chain</b>	<b>Res</b>	<b>Type</b>
1	D	359	LEU
1	D	362	PHE
1	D	365	THR
1	D	392	THR
1	D	393	LEU
1	D	405	LEU
1	D	408	ASP
1	D	437	GLN
1	D	443	VAL
1	D	472	ILE
1	D	483	ILE
1	D	488	LEU
1	D	497	LEU
1	D	512	PHE
1	D	521	LEU
1	D	544	ILE
1	D	586	ARG
1	D	592	ASP
1	D	597	TYR
1	D	601	LYS
1	D	616	ASN
1	D	647	LEU
1	D	664	PHE
1	D	674	LEU
1	D	678	THR
1	D	684	LEU
1	D	687	GLN
1	D	695	LEU
1	D	713	GLN
1	D	716	ARG
1	D	732	ASP
1	D	742	LEU
1	D	772	LEU
1	D	800	PHE
1	D	817	ARG
1	D	845	GLU
1	D	857	SER
1	D	861	LEU
1	D	863	TYR
1	D	878	LEU
1	D	881	LEU
1	D	885	LEU

*Continued on next page...*

*Continued from previous page...*

<b>Mol</b>	<b>Chain</b>	<b>Res</b>	<b>Type</b>
1	D	932	THR
1	D	958	ILE
1	D	964	GLU
1	D	970	LEU
1	D	987	LEU
1	D	1009	MET
1	D	1011	THR
1	D	1013	THR
1	D	1022	LEU
1	D	1029	THR
1	D	1030	LEU
1	D	1031	PHE
1	E	11	PHE
1	E	17	LEU
1	E	18	VAL
1	E	48	SER
1	E	49	TYR
1	E	55	GLU
1	E	78	ILE
1	E	81	GLU
1	E	89	THR
1	E	112	GLN
1	E	113	LEU
1	E	117	LEU
1	E	120	GLN
1	E	125	GLN
1	E	134	LYS
1	E	146	ASP
1	E	167	SER
1	E	261	ARG
1	E	298	ASN
1	E	354	VAL
1	E	365	THR
1	E	393	LEU
1	E	398	MET
1	E	414	GLU
1	E	420	MET
1	E	432	ARG
1	E	475	VAL
1	E	486	LEU
1	E	495	THR
1	E	497	LEU

*Continued on next page...*



*Continued from previous page...*

<b>Mol</b>	<b>Chain</b>	<b>Res</b>	<b>Type</b>
1	E	544	ILE
1	E	556	PHE
1	E	559	ILE
1	E	572	LEU
1	E	592	ASP
1	E	597	TYR
1	E	635	GLU
1	E	641	GLU
1	E	659	LYS
1	E	666	PHE
1	E	693	GLU
1	E	696	LEU
1	E	716	ARG
1	E	722	ASP
1	E	785	LEU
1	E	789	TYR
1	E	803	PHE
1	E	825	GLU
1	E	856	TYR
1	E	865	GLU
1	E	870	SER
1	E	893	SER
1	E	936	LEU
1	E	956	LYS
1	E	969	ARG
1	E	976	THR
1	E	1022	LEU
1	F	11	PHE
1	F	15	ILE
1	F	30	LEU
1	F	38	ILE
1	F	49	TYR
1	F	62	VAL
1	F	83	ASN
1	F	88	MET
1	F	104	GLN
1	F	125	GLN
1	F	128	ARG
1	F	142	VAL
1	F	153	ASP
1	F	160	SER
1	F	166	LEU

*Continued on next page...*

*Continued from previous page...*

<b>Mol</b>	<b>Chain</b>	<b>Res</b>	<b>Type</b>
1	F	185	ARG
1	F	228	GLN
1	F	256	ASP
1	F	259	GLN
1	F	278	ASN
1	F	289	ILE
1	F	295	THR
1	F	306	ILE
1	F	343	THR
1	F	348	ILE
1	F	357	LEU
1	F	366	LEU
1	F	374	VAL
1	F	376	LEU
1	F	379	THR
1	F	394	THR
1	F	445	ILE
1	F	452	VAL
1	F	462	SER
1	F	463	THR
1	F	466	ILE
1	F	471	SER
1	F	473	THR
1	F	481	SER
1	F	484	VAL
1	F	486	LEU
1	F	488	LEU
1	F	497	LEU
1	F	498	LYS
1	F	507	GLU
1	F	519	MET
1	F	544	ILE
1	F	564	LEU
1	F	595	ARG
1	F	608	SER
1	F	616	ASN
1	F	631	LEU
1	F	654	HIS
1	F	660	ASP
1	F	699	ARG
1	F	716	ARG
1	F	720	MET

*Continued on next page...*

*Continued from previous page...*

Mol	Chain	Res	Type
1	F	730	ILE
1	F	779	ARG
1	F	793	ASP
1	F	807	LYS
1	F	827	LEU
1	F	846	ILE
1	F	856	TYR
1	F	880	LEU
1	F	881	LEU
1	F	902	LEU
1	F	909	ILE
1	F	932	THR
1	F	934	ILE
1	F	946	GLU
1	F	973	ILE
1	F	1001	ILE

Some sidechains can be flipped to improve hydrogen bonding and reduce clashes. All (206) such sidechains are listed below:

Mol	Chain	Res	Type
1	A	33	ASN
1	A	34	GLN
1	A	46	GLN
1	A	63	GLN
1	A	96	GLN
1	A	106	GLN
1	A	108	GLN
1	A	120	GLN
1	A	125	GLN
1	A	194	ASN
1	A	210	GLN
1	A	229	GLN
1	A	241	GLN
1	A	245	GLN
1	A	248	ASN
1	A	298	ASN
1	A	415	ASN
1	A	437	GLN
1	A	588	GLN
1	A	616	ASN
1	A	622	GLN
1	A	652	GLN

*Continued on next page...*

*Continued from previous page...*

<b>Mol</b>	<b>Chain</b>	<b>Res</b>	<b>Type</b>
1	A	654	HIS
1	A	687	GLN
1	A	697	GLN
1	A	708	GLN
1	A	713	GLN
1	A	819	ASN
1	A	922	ASN
1	A	927	GLN
1	A	940	ASN
1	A	998	GLN
1	B	58	GLN
1	B	67	GLN
1	B	70	ASN
1	B	108	GLN
1	B	112	GLN
1	B	120	GLN
1	B	123	GLN
1	B	156	ASN
1	B	181	GLN
1	B	208	GLN
1	B	228	GLN
1	B	229	GLN
1	B	241	GLN
1	B	259	GLN
1	B	273	GLN
1	B	298	ASN
1	B	308	GLN
1	B	360	GLN
1	B	361	ASN
1	B	415	ASN
1	B	439	GLN
1	B	469	GLN
1	B	577	GLN
1	B	616	ASN
1	B	622	GLN
1	B	642	ASN
1	B	685	GLN
1	B	687	GLN
1	B	692	HIS
1	B	697	GLN
1	B	713	GLN
1	B	725	GLN

*Continued on next page...*

*Continued from previous page...*

<b>Mol</b>	<b>Chain</b>	<b>Res</b>	<b>Type</b>
1	B	746	ASN
1	B	773	GLN
1	B	871	GLN
1	B	927	GLN
1	B	998	GLN
1	C	34	GLN
1	C	70	ASN
1	C	83	ASN
1	C	112	GLN
1	C	120	GLN
1	C	125	GLN
1	C	156	ASN
1	C	163	GLN
1	C	176	GLN
1	C	210	GLN
1	C	228	GLN
1	C	231	ASN
1	C	241	GLN
1	C	248	ASN
1	C	254	ASN
1	C	259	GLN
1	C	280	GLN
1	C	319	GLN
1	C	360	GLN
1	C	391	ASN
1	C	439	GLN
1	C	569	GLN
1	C	577	GLN
1	C	588	GLN
1	C	616	ASN
1	C	654	HIS
1	C	708	GLN
1	C	713	GLN
1	C	725	GLN
1	C	746	ASN
1	C	849	GLN
1	C	871	GLN
1	C	927	GLN
1	C	952	HIS
1	C	998	GLN
1	D	63	GLN
1	D	96	GLN

*Continued on next page...*

*Continued from previous page...*

<b>Mol</b>	<b>Chain</b>	<b>Res</b>	<b>Type</b>
1	D	120	GLN
1	D	125	GLN
1	D	156	ASN
1	D	163	GLN
1	D	176	GLN
1	D	197	GLN
1	D	210	GLN
1	D	213	GLN
1	D	218	GLN
1	D	231	ASN
1	D	241	GLN
1	D	245	GLN
1	D	248	ASN
1	D	298	ASN
1	D	308	GLN
1	D	319	GLN
1	D	437	GLN
1	D	575	GLN
1	D	577	GLN
1	D	622	GLN
1	D	685	GLN
1	D	687	GLN
1	D	697	GLN
1	D	709	ASN
1	D	713	GLN
1	D	819	ASN
1	D	871	GLN
1	D	922	ASN
1	D	927	GLN
1	D	998	GLN
1	D	999	HIS
1	E	34	GLN
1	E	108	GLN
1	E	112	GLN
1	E	123	GLN
1	E	125	GLN
1	E	156	ASN
1	E	181	GLN
1	E	197	GLN
1	E	218	GLN
1	E	228	GLN
1	E	229	GLN

*Continued on next page...*

*Continued from previous page...*

<b>Mol</b>	<b>Chain</b>	<b>Res</b>	<b>Type</b>
1	E	259	GLN
1	E	273	GLN
1	E	278	ASN
1	E	280	GLN
1	E	298	ASN
1	E	312	ASN
1	E	415	ASN
1	E	439	GLN
1	E	577	GLN
1	E	642	ASN
1	E	687	GLN
1	E	697	GLN
1	E	700	ASN
1	E	708	GLN
1	E	725	GLN
1	E	801	ASN
1	E	849	GLN
1	E	871	GLN
1	E	922	ASN
1	E	927	GLN
1	E	998	GLN
1	F	34	GLN
1	F	58	GLN
1	F	68	GLN
1	F	83	ASN
1	F	104	GLN
1	F	106	GLN
1	F	108	GLN
1	F	112	GLN
1	F	120	GLN
1	F	125	GLN
1	F	156	ASN
1	F	176	GLN
1	F	218	GLN
1	F	241	GLN
1	F	245	GLN
1	F	248	ASN
1	F	254	ASN
1	F	259	GLN
1	F	273	GLN
1	F	278	ASN
1	F	298	ASN

*Continued on next page...*

*Continued from previous page...*

Mol	Chain	Res	Type
1	F	437	GLN
1	F	439	GLN
1	F	517	ASN
1	F	569	GLN
1	F	577	GLN
1	F	616	ASN
1	F	622	GLN
1	F	642	ASN
1	F	685	GLN
1	F	687	GLN
1	F	713	GLN
1	F	759	ASN
1	F	849	GLN
1	F	871	GLN
1	F	927	GLN
1	F	998	GLN

### 5.3.3 RNA [i](#)

There are no RNA molecules in this entry.

### 5.4 Non-standard residues in protein, DNA, RNA chains [i](#)

There are no non-standard protein/DNA/RNA residues in this entry.

### 5.5 Carbohydrates [i](#)

There are no carbohydrates in this entry.

### 5.6 Ligand geometry [i](#)

16 ligands are modelled in this entry.

In the following table, the Counts columns list the number of bonds (or angles) for which Mogul statistics could be retrieved, the number of bonds (or angles) that are observed in the model and the number of bonds (or angles) that are defined in the Chemical Component Dictionary. The Link column lists molecule types, if any, to which the group is linked. The Z score for a bond length (or angle) is the number of standard deviations the observed value is removed from the expected value. A bond length (or angle) with  $|Z| > 2$  is considered an outlier worth inspection. RMSZ is the root-mean-square of all Z scores of the bond lengths (or angles).



Mol	Type	Chain	Res	Link	Bond lengths			Bond angles		
					Counts	RMSZ	# Z  > 2	Counts	RMSZ	# Z  > 2
2	LMT	B	2002	-	36,36,36	0.77	1 (2%)	47,47,47	1.75	11 (23%)
2	LMT	D	2002	-	36,36,36	0.65	1 (2%)	47,47,47	1.34	4 (8%)
2	LMT	A	1102	-	36,36,36	0.68	1 (2%)	47,47,47	1.62	11 (23%)
2	LMT	F	2002	-	36,36,36	0.84	1 (2%)	47,47,47	1.34	5 (10%)
2	LMT	D	2001	-	36,36,36	0.94	2 (5%)	47,47,47	1.45	7 (14%)
2	LMT	B	2001	-	36,36,36	0.47	0	47,47,47	1.30	4 (8%)
2	LMT	E	2003	-	36,36,36	0.75	1 (2%)	47,47,47	1.49	5 (10%)
2	LMT	F	2001	-	36,36,36	0.82	1 (2%)	47,47,47	1.98	15 (31%)
2	LMT	E	2001	-	36,36,36	0.69	1 (2%)	47,47,47	1.10	3 (6%)
2	LMT	B	2003	-	36,36,36	0.82	1 (2%)	47,47,47	1.58	10 (21%)
2	LMT	B	2004	-	36,36,36	0.48	0	47,47,47	1.01	3 (6%)
2	LMT	C	2001	-	36,36,36	0.75	1 (2%)	47,47,47	1.24	5 (10%)
2	LMT	E	2002	-	36,36,36	0.96	1 (2%)	47,47,47	1.45	9 (19%)
2	LMT	C	2002	-	36,36,36	0.70	1 (2%)	47,47,47	1.29	5 (10%)
2	LMT	D	2003	-	36,36,36	0.79	1 (2%)	47,47,47	1.36	6 (12%)
2	LMT	A	1101	-	36,36,36	0.84	1 (2%)	47,47,47	1.72	14 (29%)

In the following table, the Chirals column lists the number of chiral outliers, the number of chiral centers analysed, the number of these observed in the model and the number defined in the Chemical Component Dictionary. Similar counts are reported in the Torsion and Rings columns. '2' means no outliers of that kind were identified.

Mol	Type	Chain	Res	Link	Chirals	Torsions	Rings
2	LMT	B	2002	-	-	12/21/61/61	0/2/2/2
2	LMT	D	2002	-	-	9/21/61/61	0/2/2/2
2	LMT	A	1102	-	-	11/21/61/61	0/2/2/2
2	LMT	F	2002	-	-	12/21/61/61	0/2/2/2
2	LMT	D	2001	-	-	16/21/61/61	0/2/2/2
2	LMT	B	2001	-	-	5/21/61/61	0/2/2/2
2	LMT	E	2003	-	-	14/21/61/61	0/2/2/2
2	LMT	F	2001	-	-	12/21/61/61	0/2/2/2
2	LMT	E	2001	-	-	9/21/61/61	0/2/2/2
2	LMT	B	2003	-	-	8/21/61/61	0/2/2/2
2	LMT	B	2004	-	-	9/21/61/61	0/2/2/2
2	LMT	C	2001	-	-	14/21/61/61	0/2/2/2
2	LMT	E	2002	-	-	5/21/61/61	0/2/2/2

Continued on next page...

*Continued from previous page...*

Mol	Type	Chain	Res	Link	Chirals	Torsions	Rings
2	LMT	C	2002	-	-	14/21/61/61	0/2/2/2
2	LMT	D	2003	-	-	7/21/61/61	0/2/2/2
2	LMT	A	1101	-	-	13/21/61/61	0/2/2/2

All (15) bond length outliers are listed below:

Mol	Chain	Res	Type	Atoms	Z	Observed(Å)	Ideal(Å)
2	C	2001	LMT	O1'-C1'	3.21	1.45	1.40
2	E	2002	LMT	O1'-C1'	3.20	1.45	1.40
2	D	2003	LMT	O1'-C1'	3.20	1.45	1.40
2	D	2001	LMT	O1'-C1'	3.11	1.45	1.40
2	B	2003	LMT	O1'-C1'	3.01	1.45	1.40
2	E	2001	LMT	O1'-C1'	2.99	1.45	1.40
2	F	2002	LMT	O1'-C1'	2.92	1.45	1.40
2	F	2001	LMT	O1'-C1'	2.81	1.45	1.40
2	A	1101	LMT	O1'-C1'	2.75	1.44	1.40
2	A	1102	LMT	O1'-C1'	2.66	1.44	1.40
2	C	2002	LMT	O1'-C1'	2.59	1.44	1.40
2	E	2003	LMT	O1'-C1'	2.48	1.44	1.40
2	B	2002	LMT	O1'-C1'	2.14	1.43	1.40
2	D	2001	LMT	O1B-C1B	2.11	1.47	1.41
2	D	2002	LMT	O1'-C1'	2.08	1.43	1.40

All (117) bond angle outliers are listed below:

Mol	Chain	Res	Type	Atoms	Z	Observed(°)	Ideal(°)
2	B	2003	LMT	C1B-O5B-C5B	5.82	125.11	113.69
2	E	2003	LMT	C1B-O5B-C5B	5.04	123.58	113.69
2	F	2001	LMT	C3'-C4'-C5'	-4.96	99.55	110.93
2	B	2002	LMT	O5B-C5B-C4B	4.64	118.12	109.69
2	F	2001	LMT	C1-O1'-C1'	4.59	121.45	113.84
2	B	2001	LMT	C1B-O1B-C4'	-4.51	106.80	117.96
2	E	2002	LMT	C1'-O5'-C5'	4.37	122.26	113.69
2	B	2001	LMT	C1-O1'-C1'	-4.25	106.80	113.84
2	D	2003	LMT	O1'-C1'-C2'	4.16	114.79	108.30
2	F	2001	LMT	O5B-C5B-C6B	4.09	116.61	106.44
2	A	1101	LMT	C1'-O5'-C5'	4.09	121.72	113.69
2	B	2002	LMT	C1'-O5'-C5'	3.96	121.46	113.69
2	F	2002	LMT	C2'-C3'-C4'	3.94	118.68	109.68
2	D	2001	LMT	C1B-O5B-C5B	3.94	121.42	113.69
2	B	2003	LMT	O5B-C5B-C4B	3.92	116.81	109.69

*Continued on next page...*

*Continued from previous page...*

Mol	Chain	Res	Type	Atoms	Z	Observed(°)	Ideal(°)
2	F	2002	LMT	C1'-C2'-C3'	3.91	118.14	110.00
2	D	2002	LMT	C1B-O5B-C5B	3.88	121.30	113.69
2	A	1101	LMT	C2'-C3'-C4'	-3.84	100.91	109.68
2	F	2001	LMT	C1'-C2'-C3'	3.84	117.98	110.00
2	F	2001	LMT	O5'-C5'-C4'	-3.79	101.76	109.75
2	B	2002	LMT	C2'-C3'-C4'	3.76	118.27	109.68
2	B	2002	LMT	C3B-C4B-C5B	3.75	116.92	110.24
2	A	1102	LMT	O1'-C1'-C2'	3.73	114.12	108.30
2	F	2001	LMT	O1B-C4'-C5'	3.67	119.52	109.45
2	E	2003	LMT	C3B-C4B-C5B	3.60	116.66	110.24
2	D	2002	LMT	O5'-C5'-C4'	3.54	117.21	109.75
2	A	1101	LMT	O1B-C4'-C3'	3.46	116.47	107.28
2	A	1102	LMT	C1B-O5B-C5B	3.41	120.38	113.69
2	A	1102	LMT	O1B-C1B-C2B	3.36	116.81	108.10
2	A	1102	LMT	O5B-C5B-C4B	3.34	115.75	109.69
2	A	1102	LMT	C4B-C3B-C2B	-3.34	105.00	110.82
2	B	2002	LMT	C1'-C2'-C3'	3.33	116.93	110.00
2	D	2001	LMT	C1'-O5'-C5'	3.26	120.09	113.69
2	C	2002	LMT	C2'-C3'-C4'	3.25	117.09	109.68
2	A	1101	LMT	C3B-C4B-C5B	3.23	116.01	110.24
2	D	2001	LMT	O1B-C1B-C2B	3.23	116.46	108.10
2	E	2003	LMT	O1B-C4'-C3'	3.22	115.86	107.28
2	C	2001	LMT	C3B-C4B-C5B	3.18	115.91	110.24
2	A	1102	LMT	O2B-C2B-C3B	3.15	117.64	110.35
2	E	2003	LMT	O5B-C5B-C4B	3.12	115.37	109.69
2	C	2001	LMT	C1'-O5'-C5'	3.10	119.78	113.69
2	B	2001	LMT	C1'-O5'-C5'	-3.08	107.64	113.69
2	B	2001	LMT	C1B-O5B-C5B	-3.06	107.67	113.69
2	E	2002	LMT	O5'-C5'-C6'	3.06	114.05	106.44
2	C	2002	LMT	C1B-O5B-C5B	3.04	119.66	113.69
2	E	2003	LMT	C1'-O5'-C5'	3.03	119.64	113.69
2	F	2001	LMT	O2'-C2'-C3'	-3.01	103.40	110.35
2	E	2002	LMT	O1B-C1B-C2B	2.99	115.83	108.10
2	F	2002	LMT	C1B-O1B-C4'	2.98	125.34	117.96
2	A	1102	LMT	O5'-C1'-C2'	-2.97	104.07	110.35
2	F	2001	LMT	C6'-C5'-C4'	2.97	121.96	113.33
2	F	2001	LMT	O1B-C1B-C2B	2.91	115.65	108.10
2	D	2003	LMT	C1B-O5B-C5B	2.89	119.37	113.69
2	E	2001	LMT	O3B-C3B-C2B	-2.89	103.67	110.35
2	B	2002	LMT	O5'-C5'-C4'	2.86	115.78	109.75
2	B	2003	LMT	O1'-C1'-C2'	2.84	112.73	108.30
2	E	2001	LMT	O5B-C5B-C6B	2.81	113.43	106.44

*Continued on next page...*

*Continued from previous page...*

Mol	Chain	Res	Type	Atoms	Z	Observed(°)	Ideal(°)
2	A	1101	LMT	O5B-C5B-C6B	2.80	113.40	106.44
2	D	2003	LMT	C3B-C4B-C5B	2.80	115.23	110.24
2	A	1101	LMT	O5B-C5B-C4B	2.78	114.75	109.69
2	F	2002	LMT	O1B-C4'-C3'	2.76	114.63	107.28
2	B	2002	LMT	C1B-O1B-C4'	-2.75	111.15	117.96
2	B	2003	LMT	O1B-C4'-C3'	2.74	114.56	107.28
2	F	2001	LMT	C1B-O5B-C5B	2.74	119.06	113.69
2	B	2002	LMT	C1B-O5B-C5B	2.71	119.00	113.69
2	F	2001	LMT	O5'-C5'-C6'	2.70	113.14	106.44
2	B	2002	LMT	C3'-C4'-C5'	2.69	117.10	110.93
2	D	2001	LMT	O5'-C1'-O1'	2.69	116.34	109.97
2	F	2001	LMT	O1'-C1'-C2'	2.66	112.46	108.30
2	A	1101	LMT	O2'-C2'-C3'	-2.62	104.28	110.35
2	D	2001	LMT	O5B-C5B-C6B	2.57	112.81	106.44
2	A	1101	LMT	C1B-O5B-C5B	2.56	118.71	113.69
2	B	2003	LMT	C4B-C3B-C2B	-2.54	106.38	110.82
2	C	2002	LMT	O5'-C1'-C2'	-2.54	104.97	110.35
2	D	2002	LMT	C1'-O5'-C5'	2.54	118.67	113.69
2	E	2001	LMT	O1'-C1'-C2'	2.52	112.24	108.30
2	B	2003	LMT	O1B-C1B-C2B	2.50	114.56	108.10
2	C	2001	LMT	O1'-C1'-C2'	2.45	112.13	108.30
2	D	2003	LMT	O5'-C5'-C6'	2.45	112.53	106.44
2	C	2002	LMT	O2'-C2'-C3'	-2.41	104.77	110.35
2	D	2001	LMT	O5'-C5'-C6'	2.41	112.42	106.44
2	B	2003	LMT	C3'-C4'-C5'	-2.38	105.46	110.93
2	A	1101	LMT	O1B-C4'-C5'	2.38	115.97	109.45
2	E	2002	LMT	C1-O1'-C1'	2.36	117.75	113.84
2	E	2002	LMT	O5'-C5'-C4'	2.35	114.70	109.75
2	E	2002	LMT	O1B-C4'-C5'	2.34	115.87	109.45
2	A	1101	LMT	C4B-C3B-C2B	2.34	114.91	110.82
2	C	2001	LMT	C4B-C3B-C2B	2.32	114.86	110.82
2	A	1101	LMT	C1B-O1B-C4'	2.31	123.69	117.96
2	A	1102	LMT	C6B-C5B-C4B	-2.31	107.60	113.00
2	F	2002	LMT	O2'-C2'-C3'	-2.30	105.02	110.35
2	D	2002	LMT	O5B-C5B-C6B	2.29	112.13	106.44
2	E	2002	LMT	O3'-C3'-C4'	-2.28	103.91	109.94
2	C	2001	LMT	C1B-O1B-C4'	-2.28	112.33	117.96
2	A	1101	LMT	O5'-C5'-C4'	2.28	114.55	109.75
2	E	2002	LMT	O5B-C5B-C4B	2.26	113.80	109.69
2	A	1102	LMT	O1B-C4'-C5'	2.24	115.59	109.45
2	A	1101	LMT	O5'-C1'-O1'	2.23	115.26	109.97
2	B	2004	LMT	O1'-C1'-C2'	2.23	111.78	108.30

*Continued on next page...*

*Continued from previous page...*

Mol	Chain	Res	Type	Atoms	Z	Observed(°)	Ideal(°)
2	B	2003	LMT	C1B-O1B-C4'	-2.23	112.45	117.96
2	A	1102	LMT	O5B-C1B-C2B	-2.22	105.65	110.35
2	B	2003	LMT	C1-O1'-C1'	2.22	117.52	113.84
2	A	1102	LMT	C1B-O1B-C4'	-2.21	112.50	117.96
2	F	2001	LMT	O2B-C2B-C3B	2.20	115.43	110.35
2	B	2002	LMT	O5'-C1'-O1'	2.18	115.13	109.97
2	B	2004	LMT	O3B-C3B-C4B	2.17	115.36	110.35
2	B	2004	LMT	C1B-C2B-C3B	-2.15	105.52	110.00
2	D	2003	LMT	O4'-C4B-C3B	-2.14	105.39	110.35
2	D	2001	LMT	O5'-C5'-C4'	2.14	114.27	109.75
2	B	2002	LMT	O1B-C1B-C2B	2.09	113.52	108.10
2	D	2003	LMT	C1-O1'-C1'	2.07	117.27	113.84
2	C	2002	LMT	O1B-C1B-C2B	2.06	113.44	108.10
2	E	2002	LMT	O4'-C4B-C5B	2.05	114.39	109.30
2	B	2003	LMT	O5'-C5'-C6'	2.02	111.46	106.44
2	F	2001	LMT	C6B-C5B-C4B	-2.02	108.28	113.00
2	A	1101	LMT	O5'-C1'-C2'	2.01	114.60	110.35
2	F	2001	LMT	C3B-C4B-C5B	2.01	113.82	110.24

There are no chirality outliers.

All (170) torsion outliers are listed below:

Mol	Chain	Res	Type	Atoms
2	B	2002	LMT	C2'-C1'-O1'-C1
2	B	2002	LMT	O5'-C1'-O1'-C1
2	F	2002	LMT	C2'-C1'-O1'-C1
2	F	2002	LMT	O5'-C1'-O1'-C1
2	D	2001	LMT	C2'-C1'-O1'-C1
2	D	2001	LMT	O5'-C1'-O1'-C1
2	B	2001	LMT	O5'-C1'-O1'-C1
2	E	2003	LMT	C2'-C1'-O1'-C1
2	E	2003	LMT	C2-C1-O1'-C1'
2	F	2001	LMT	C2B-C1B-O1B-C4'
2	F	2001	LMT	C2'-C1'-O1'-C1
2	B	2004	LMT	C2-C1-O1'-C1'
2	C	2001	LMT	O5'-C1'-O1'-C1
2	E	2002	LMT	O5'-C1'-O1'-C1
2	C	2002	LMT	C2'-C1'-O1'-C1
2	C	2002	LMT	O5'-C1'-O1'-C1
2	D	2003	LMT	C2-C1-O1'-C1'
2	A	1101	LMT	C2'-C1'-O1'-C1
2	A	1101	LMT	O5'-C1'-O1'-C1

*Continued on next page...*

*Continued from previous page...*

Mol	Chain	Res	Type	Atoms
2	F	2002	LMT	C3'-C4'-O1B-C1B
2	A	1101	LMT	C3'-C4'-O1B-C1B
2	D	2002	LMT	O5B-C1B-O1B-C4'
2	D	2001	LMT	C2B-C1B-O1B-C4'
2	F	2002	LMT	O5B-C1B-O1B-C4'
2	F	2001	LMT	O5B-C1B-O1B-C4'
2	C	2002	LMT	O5B-C1B-O1B-C4'
2	C	2001	LMT	C4'-C5'-C6'-O6'
2	D	2001	LMT	O5'-C5'-C6'-O6'
2	D	2001	LMT	O5B-C5B-C6B-O6B
2	F	2002	LMT	C4'-C5'-C6'-O6'
2	B	2003	LMT	O5B-C5B-C6B-O6B
2	E	2003	LMT	C4B-C5B-C6B-O6B
2	B	2002	LMT	O5B-C5B-C6B-O6B
2	A	1101	LMT	C4B-C5B-C6B-O6B
2	C	2001	LMT	O5B-C5B-C6B-O6B
2	C	2001	LMT	O5'-C5'-C6'-O6'
2	A	1102	LMT	O5B-C5B-C6B-O6B
2	F	2002	LMT	O5'-C5'-C6'-O6'
2	B	2002	LMT	C4B-C5B-C6B-O6B
2	D	2001	LMT	C4'-C5'-C6'-O6'
2	C	2002	LMT	C4B-C5B-C6B-O6B
2	F	2001	LMT	C4'-C5'-C6'-O6'
2	E	2003	LMT	O5'-C1'-O1'-C1
2	E	2003	LMT	C4'-C5'-C6'-O6'
2	B	2001	LMT	C2'-C1'-O1'-C1
2	C	2001	LMT	C2'-C1'-O1'-C1
2	E	2003	LMT	O5B-C5B-C6B-O6B
2	C	2002	LMT	O5B-C5B-C6B-O6B
2	F	2001	LMT	O5'-C5'-C6'-O6'
2	A	1102	LMT	C4B-C5B-C6B-O6B
2	D	2001	LMT	C4B-C5B-C6B-O6B
2	B	2003	LMT	C4B-C5B-C6B-O6B
2	C	2001	LMT	C4B-C5B-C6B-O6B
2	B	2002	LMT	C2B-C1B-O1B-C4'
2	E	2002	LMT	O5'-C5'-C6'-O6'
2	B	2004	LMT	O1'-C1-C2-C3
2	E	2003	LMT	O5'-C5'-C6'-O6'
2	C	2002	LMT	O5'-C5'-C6'-O6'
2	F	2001	LMT	O5'-C1'-O1'-C1
2	A	1101	LMT	O5B-C5B-C6B-O6B
2	D	2003	LMT	C4-C5-C6-C7

*Continued on next page...*

*Continued from previous page...*

Mol	Chain	Res	Type	Atoms
2	B	2003	LMT	C7-C8-C9-C10
2	B	2004	LMT	C4-C5-C6-C7
2	C	2001	LMT	C2-C3-C4-C5
2	F	2002	LMT	C6-C7-C8-C9
2	B	2001	LMT	C5'-C4'-O1B-C1B
2	B	2004	LMT	C2-C3-C4-C5
2	A	1101	LMT	C3-C4-C5-C6
2	C	2002	LMT	C2B-C1B-O1B-C4'
2	B	2002	LMT	C6-C7-C8-C9
2	F	2002	LMT	C2-C3-C4-C5
2	F	2001	LMT	C5-C6-C7-C8
2	E	2001	LMT	C4B-C5B-C6B-O6B
2	C	2002	LMT	C7-C8-C9-C10
2	D	2001	LMT	C2-C3-C4-C5
2	E	2003	LMT	C2-C3-C4-C5
2	E	2003	LMT	C3-C4-C5-C6
2	D	2003	LMT	C2-C3-C4-C5
2	A	1101	LMT	C11-C10-C9-C8
2	D	2001	LMT	C7-C8-C9-C10
2	B	2004	LMT	C11-C10-C9-C8
2	D	2002	LMT	C1-C2-C3-C4
2	D	2001	LMT	C2-C1-O1'-C1'
2	B	2003	LMT	C2-C1-O1'-C1'
2	B	2004	LMT	C7-C8-C9-C10
2	C	2002	LMT	C5-C6-C7-C8
2	A	1101	LMT	C1-C2-C3-C4
2	E	2001	LMT	C2-C3-C4-C5
2	D	2002	LMT	C2-C3-C4-C5
2	B	2004	LMT	C1-C2-C3-C4
2	C	2001	LMT	C7-C8-C9-C10
2	C	2002	LMT	C1-C2-C3-C4
2	F	2001	LMT	C1-C2-C3-C4
2	D	2001	LMT	C3'-C4'-O1B-C1B
2	D	2002	LMT	O5'-C5'-C6'-O6'
2	E	2001	LMT	O5B-C5B-C6B-O6B
2	E	2001	LMT	O1'-C1-C2-C3
2	B	2004	LMT	C3-C4-C5-C6
2	F	2002	LMT	O5B-C5B-C6B-O6B
2	D	2002	LMT	C11-C10-C9-C8
2	B	2001	LMT	C3'-C4'-O1B-C1B
2	F	2001	LMT	C3'-C4'-O1B-C1B
2	C	2001	LMT	C11-C10-C9-C8

*Continued on next page...*

*Continued from previous page...*

Mol	Chain	Res	Type	Atoms
2	A	1102	LMT	C11-C10-C9-C8
2	C	2002	LMT	C2-C3-C4-C5
2	B	2002	LMT	O5B-C1B-O1B-C4'
2	D	2002	LMT	C5'-C4'-O1B-C1B
2	C	2001	LMT	C5-C6-C7-C8
2	D	2001	LMT	C4-C5-C6-C7
2	B	2002	LMT	C4'-C5'-C6'-O6'
2	D	2003	LMT	C9-C10-C11-C12
2	D	2002	LMT	C3'-C4'-O1B-C1B
2	A	1102	LMT	C4'-C5'-C6'-O6'
2	A	1101	LMT	C9-C10-C11-C12
2	D	2001	LMT	C5'-C4'-O1B-C1B
2	A	1101	LMT	C7-C8-C9-C10
2	B	2001	LMT	C5-C6-C7-C8
2	A	1101	LMT	C2-C3-C4-C5
2	E	2002	LMT	C2'-C1'-O1'-C1
2	C	2002	LMT	C3'-C4'-O1B-C1B
2	E	2003	LMT	C9-C10-C11-C12
2	D	2001	LMT	O1'-C1-C2-C3
2	E	2001	LMT	C11-C10-C9-C8
2	E	2001	LMT	C5-C6-C7-C8
2	F	2002	LMT	O1'-C1-C2-C3
2	C	2002	LMT	C5'-C4'-O1B-C1B
2	C	2001	LMT	O1'-C1-C2-C3
2	E	2003	LMT	C11-C10-C9-C8
2	D	2002	LMT	C2-C1-O1'-C1'
2	E	2001	LMT	C2-C1-O1'-C1'
2	F	2002	LMT	C7-C8-C9-C10
2	D	2001	LMT	C9-C10-C11-C12
2	A	1102	LMT	C7-C8-C9-C10
2	D	2003	LMT	O5'-C5'-C6'-O6'
2	E	2003	LMT	O1'-C1-C2-C3
2	E	2001	LMT	C3-C4-C5-C6
2	D	2003	LMT	C6-C7-C8-C9
2	E	2002	LMT	C4-C5-C6-C7
2	E	2003	LMT	C1-C2-C3-C4
2	F	2001	LMT	C5'-C4'-O1B-C1B
2	A	1101	LMT	C4'-C5'-C6'-O6'
2	C	2002	LMT	C3-C4-C5-C6
2	D	2002	LMT	O1'-C1-C2-C3
2	B	2002	LMT	C3-C4-C5-C6
2	D	2001	LMT	C1-C2-C3-C4

*Continued on next page...*



*Continued from previous page...*

Mol	Chain	Res	Type	Atoms
2	B	2002	LMT	C2-C3-C4-C5
2	C	2001	LMT	C2B-C1B-O1B-C4'
2	A	1102	LMT	C1-C2-C3-C4
2	E	2001	LMT	C4-C5-C6-C7
2	F	2001	LMT	C2-C3-C4-C5
2	F	2001	LMT	C4-C5-C6-C7
2	B	2003	LMT	C11-C10-C9-C8
2	E	2002	LMT	C2B-C1B-O1B-C4'
2	A	1102	LMT	O5'-C5'-C6'-O6'
2	A	1102	LMT	O5'-C1'-O1'-C1
2	B	2003	LMT	C4-C5-C6-C7
2	B	2002	LMT	C5-C6-C7-C8
2	C	2001	LMT	C4-C5-C6-C7
2	B	2003	LMT	C3-C4-C5-C6
2	B	2002	LMT	C7-C8-C9-C10
2	B	2003	LMT	C4'-C5'-C6'-O6'
2	E	2003	LMT	C4-C5-C6-C7
2	C	2001	LMT	O5B-C1B-O1B-C4'
2	A	1102	LMT	C9-C10-C11-C12
2	A	1102	LMT	C3-C4-C5-C6
2	B	2004	LMT	C6-C7-C8-C9
2	D	2003	LMT	C5-C6-C7-C8
2	A	1102	LMT	C2'-C1'-O1'-C1
2	A	1101	LMT	C5-C6-C7-C8
2	F	2002	LMT	C11-C10-C9-C8

There are no ring outliers.

15 monomers are involved in 113 short contacts:

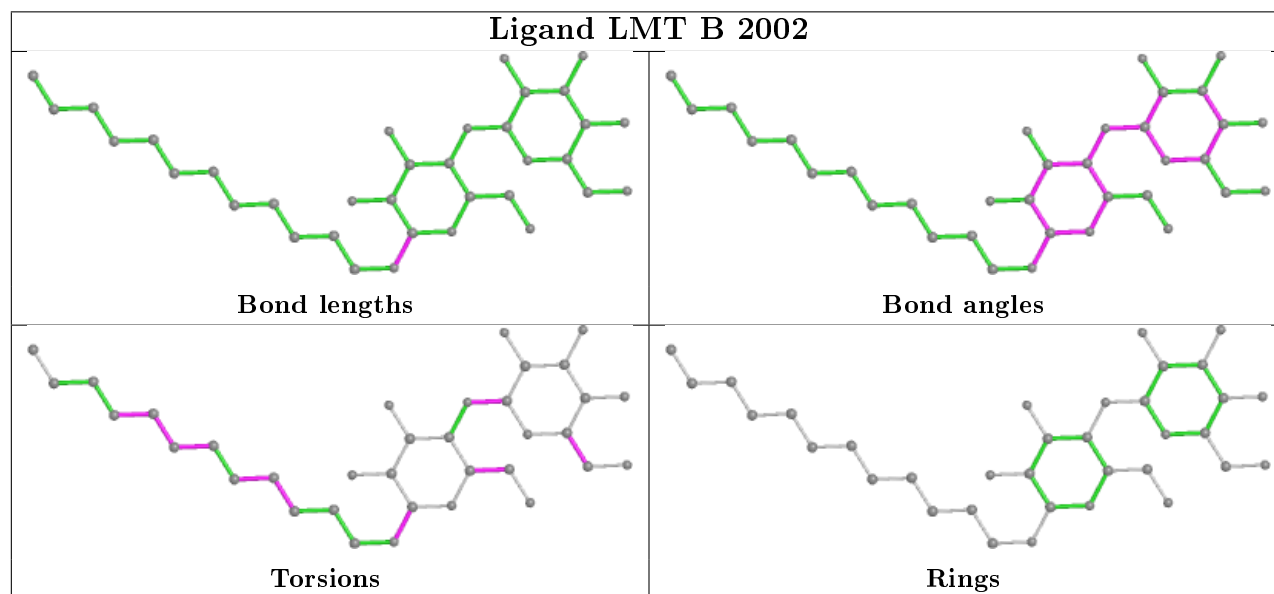
Mol	Chain	Res	Type	Clashes	Symm-Clashes
2	B	2002	LMT	1	0
2	D	2002	LMT	3	0
2	A	1102	LMT	6	0
2	F	2002	LMT	2	0
2	D	2001	LMT	9	0
2	B	2001	LMT	18	0
2	F	2001	LMT	6	0
2	E	2001	LMT	21	0
2	B	2003	LMT	5	0
2	B	2004	LMT	4	0
2	C	2001	LMT	4	0
2	E	2002	LMT	23	0

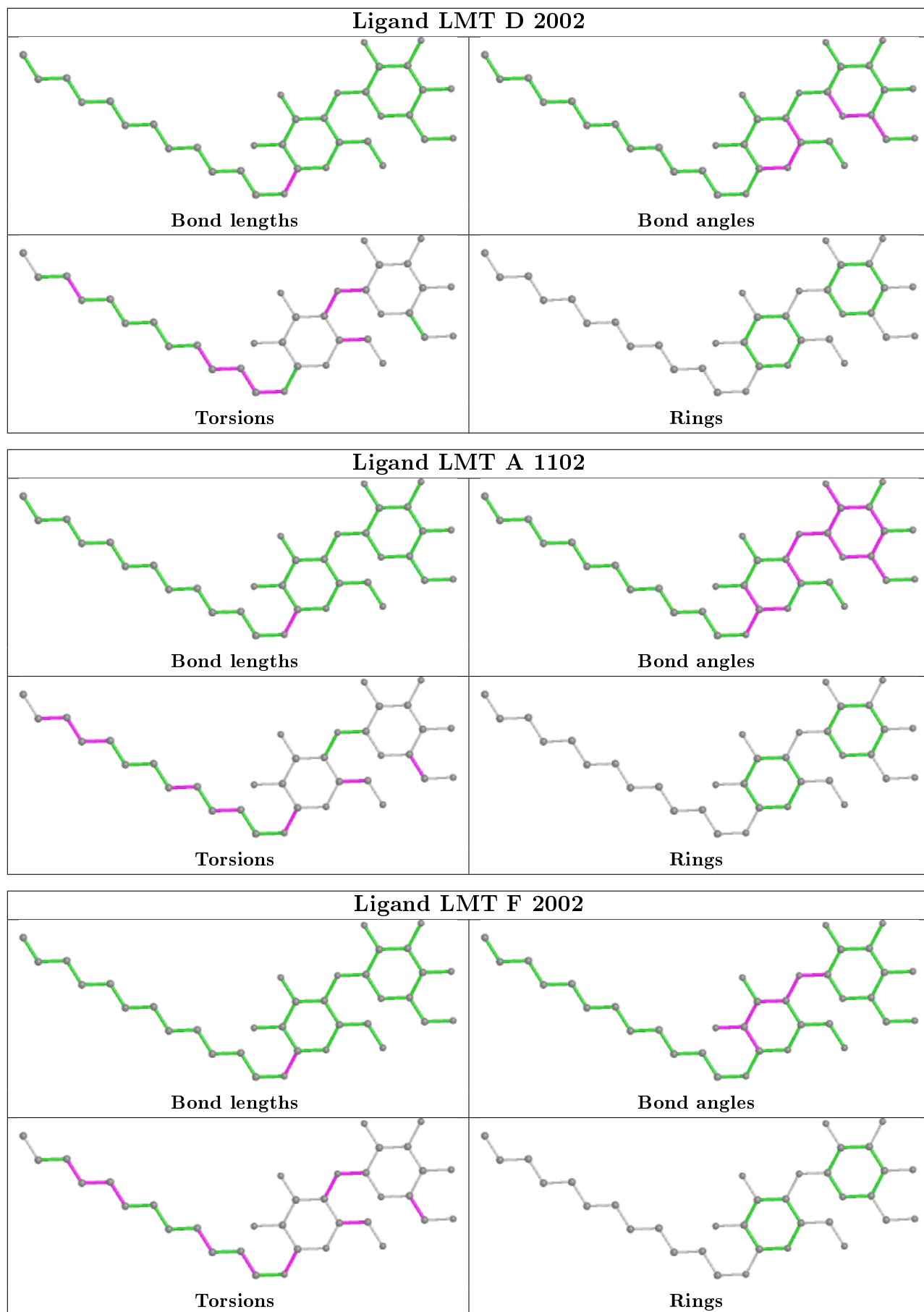
*Continued on next page...*

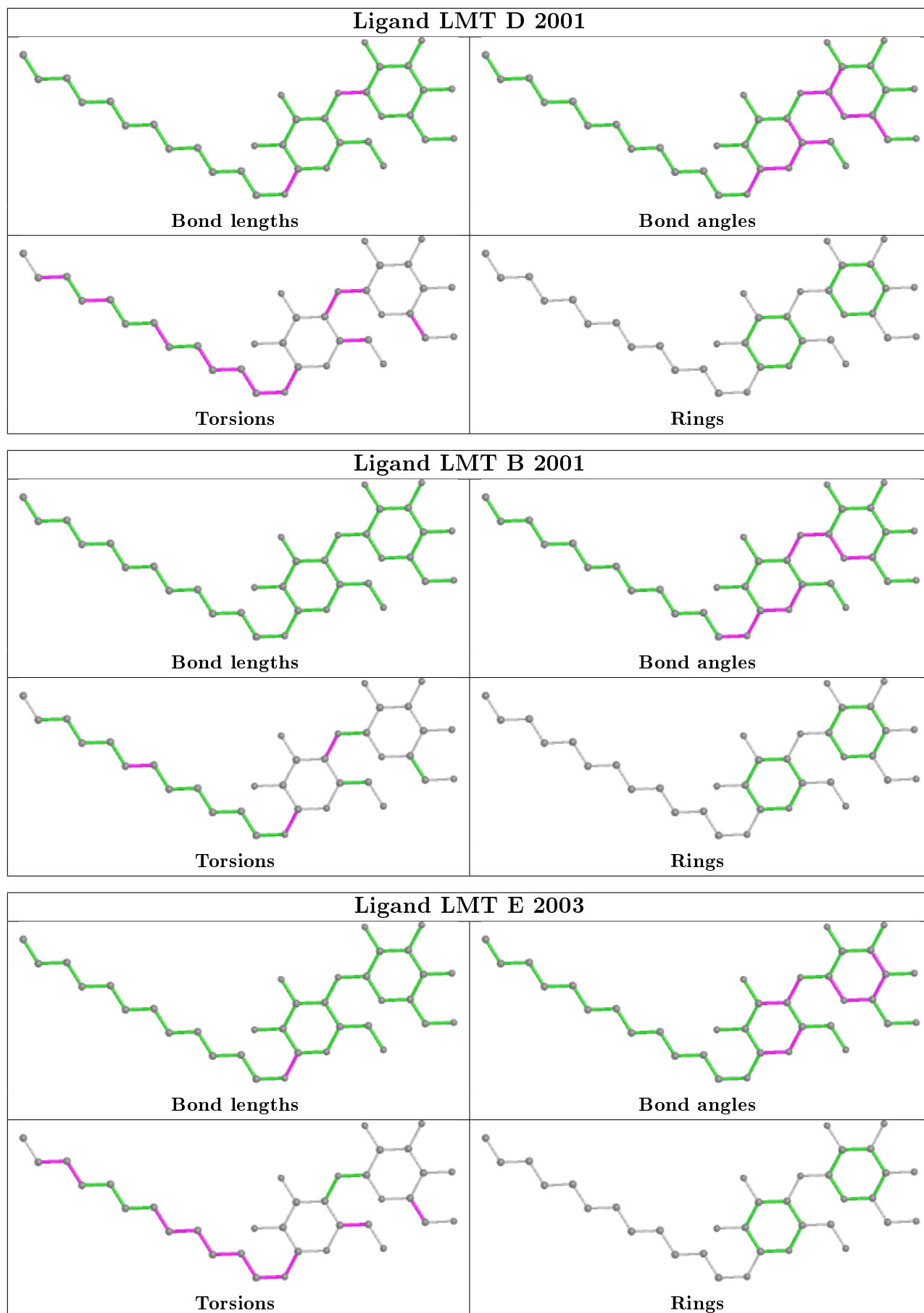
*Continued from previous page...*

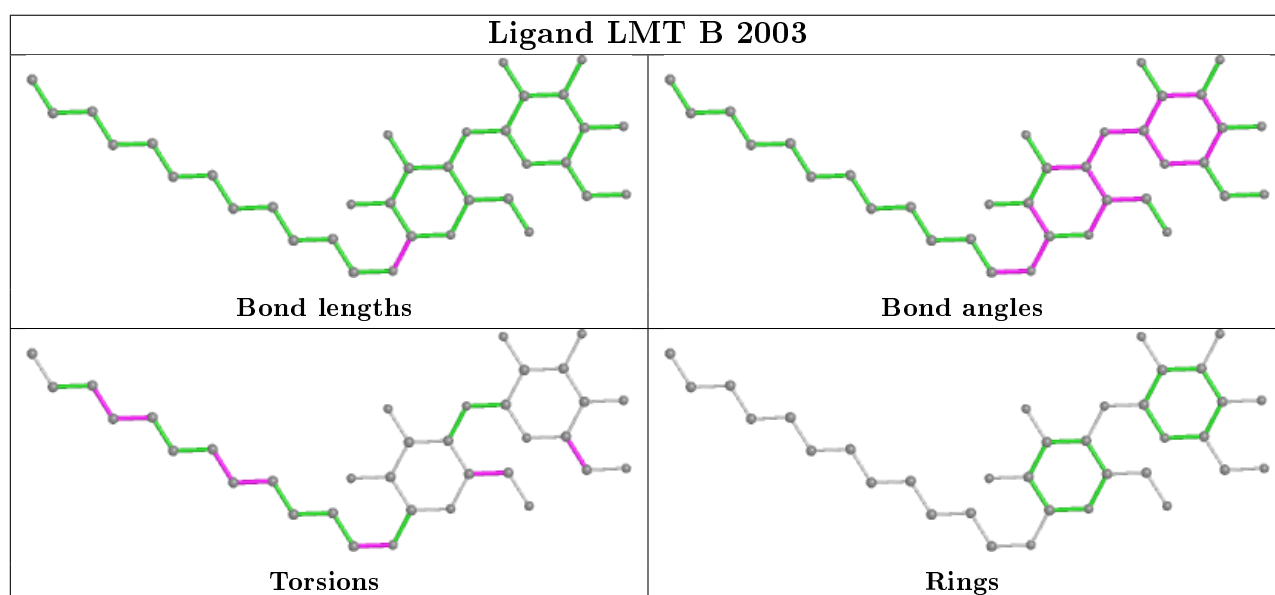
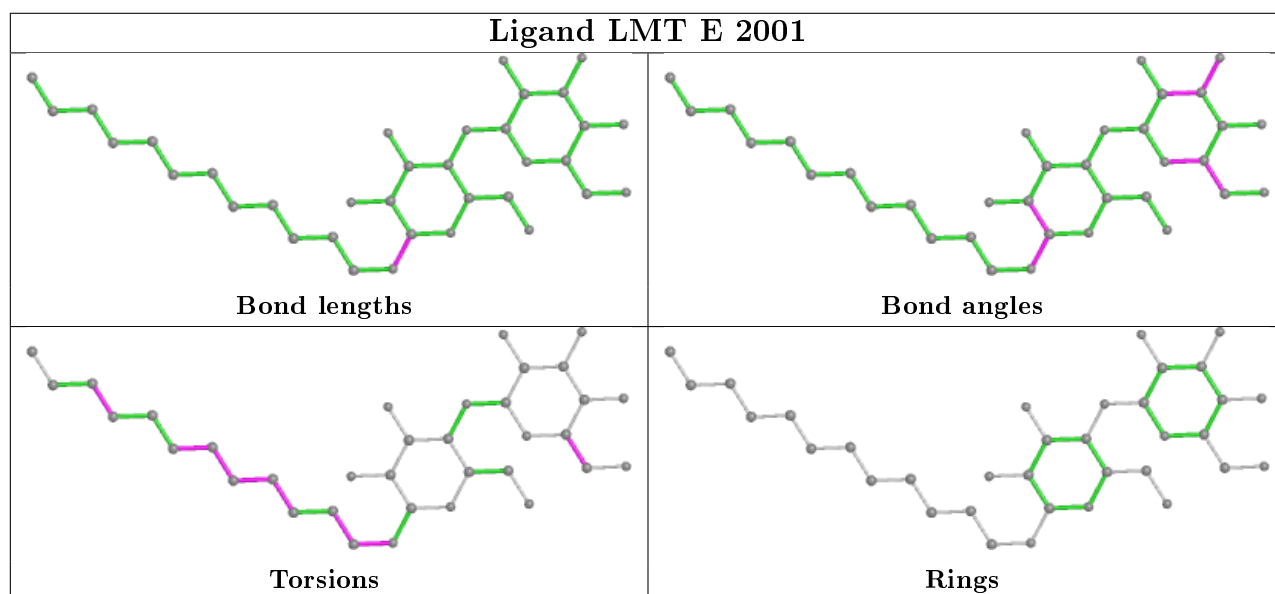
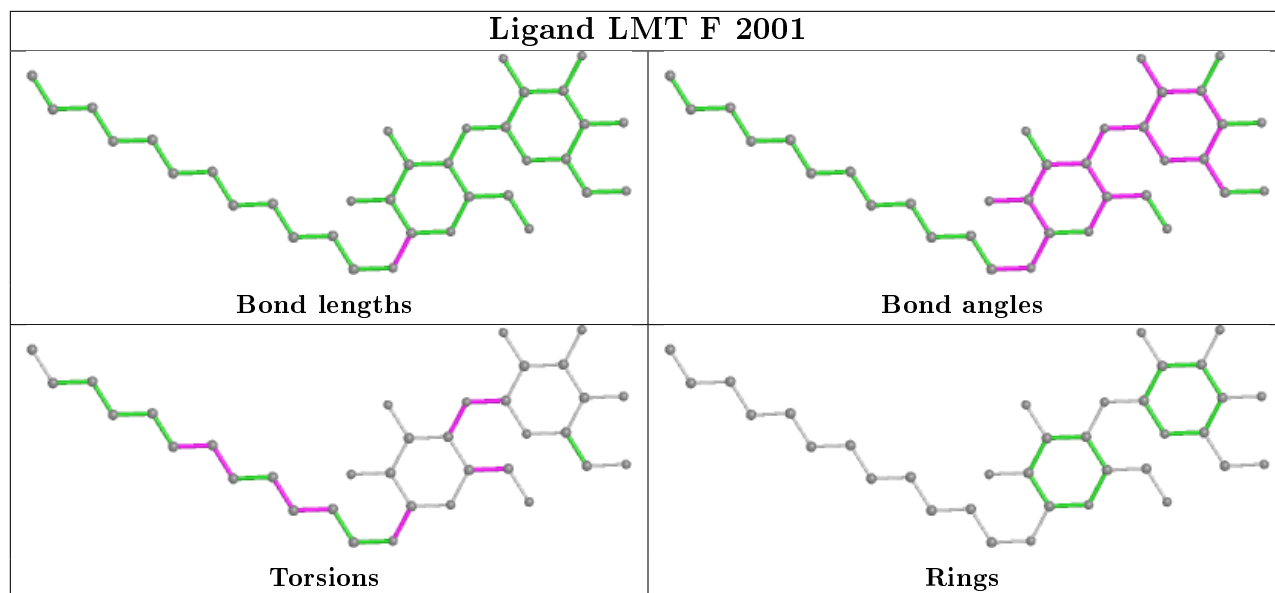
Mol	Chain	Res	Type	Clashes	Symm-Clashes
2	C	2002	LMT	14	0
2	D	2003	LMT	2	0
2	A	1101	LMT	6	0

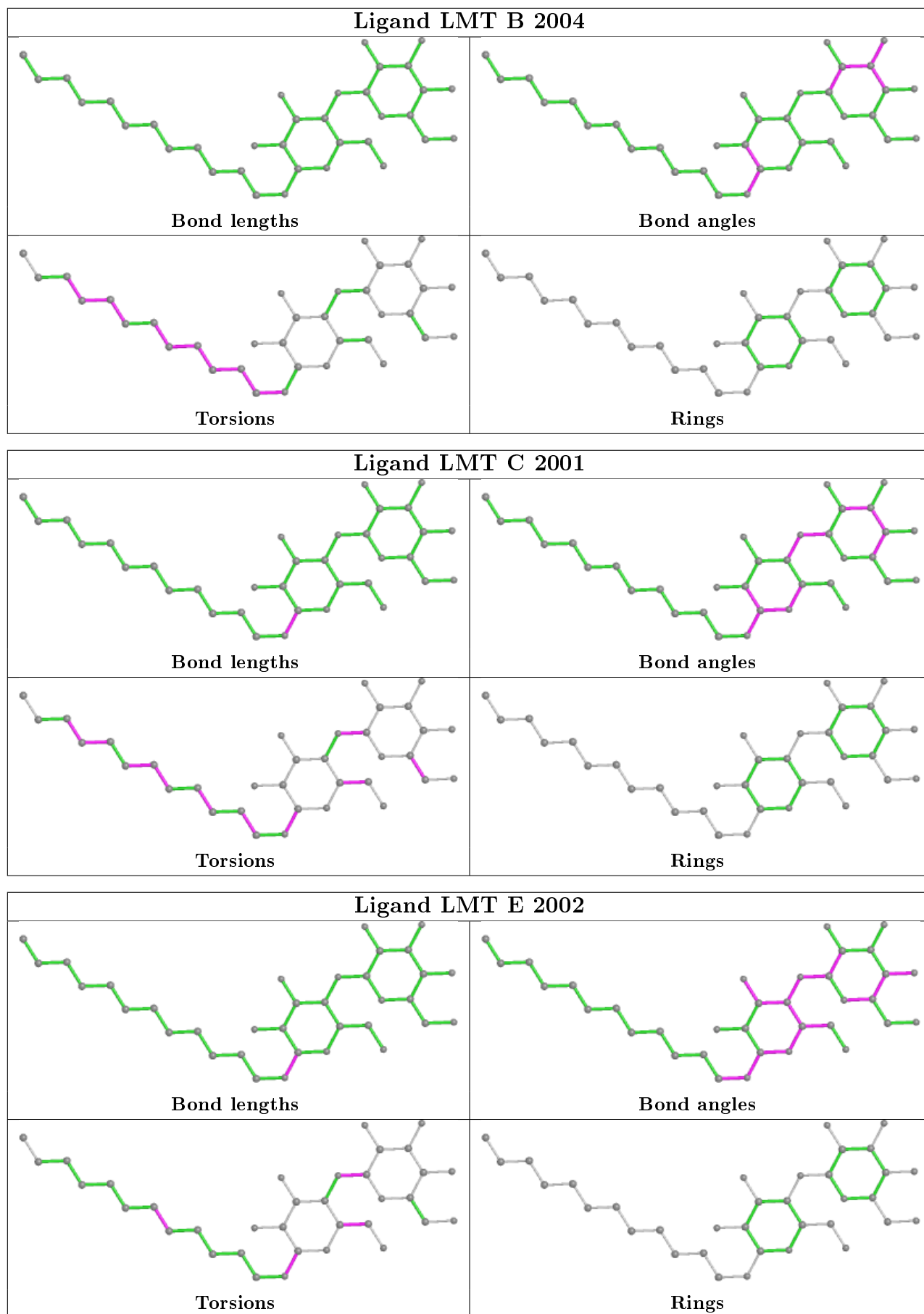
The following is a two-dimensional graphical depiction of Mogul quality analysis of bond lengths, bond angles, torsion angles, and ring geometry for all instances of the Ligand of Interest. In addition, ligands with molecular weight > 250 and outliers as shown on the validation Tables will also be included. For torsion angles, if less than 5% of the Mogul distribution of torsion angles is within 10 degrees of the torsion angle in question, then that torsion angle is considered an outlier. Any bond that is central to one or more torsion angles identified as an outlier by Mogul will be highlighted in the graph. For rings, the root-mean-square deviation (RMSD) between the ring in question and similar rings identified by Mogul is calculated over all ring torsion angles. If the average RMSD is greater than 60 degrees and the minimal RMSD between the ring in question and any Mogul-identified rings is also greater than 60 degrees, then that ring is considered an outlier. The outliers are highlighted in purple. The color gray indicates Mogul did not find sufficient equivalents in the CSD to analyse the geometry.

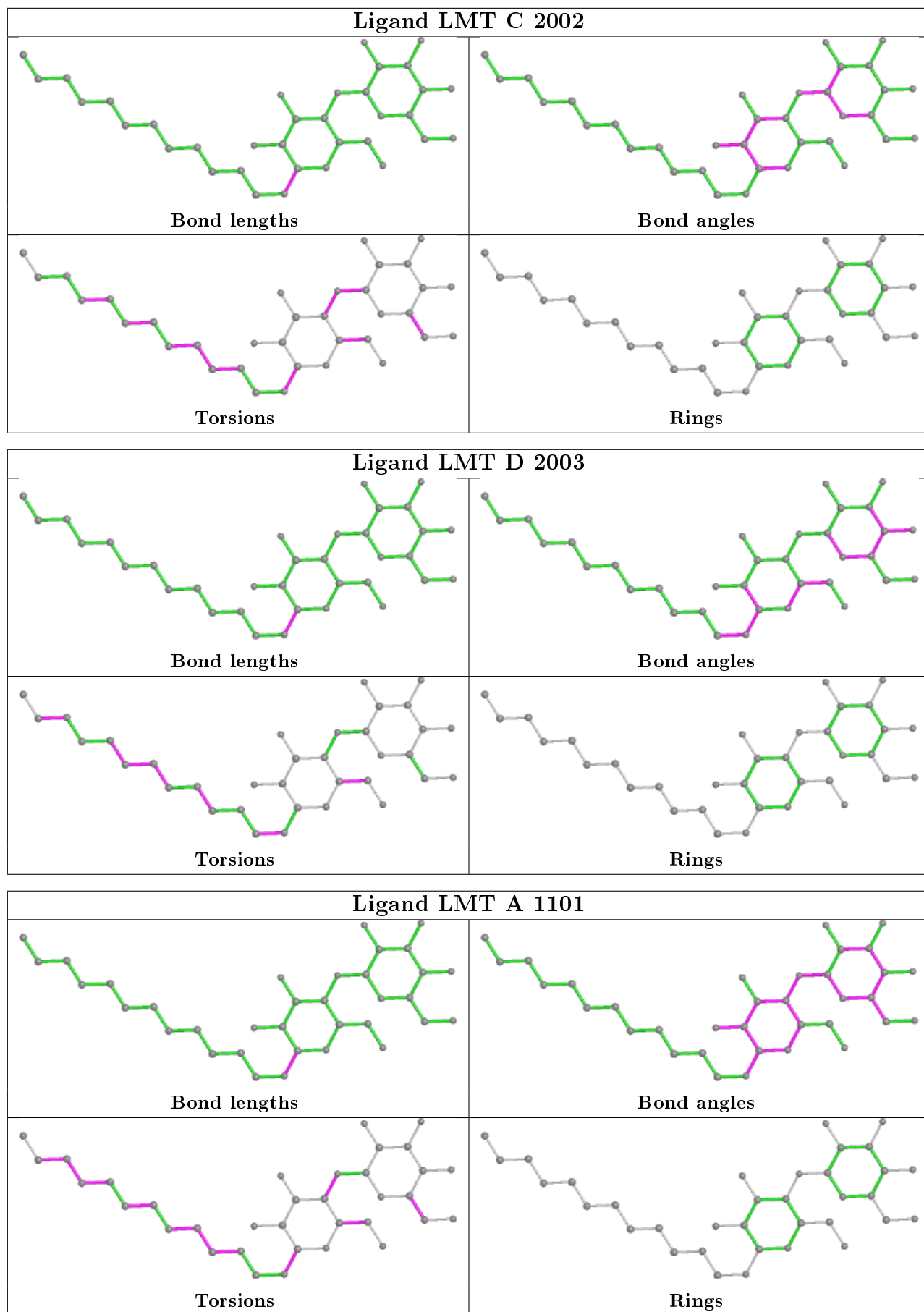












## 5.7 Other polymers [i](#)

There are no such residues in this entry.

## 5.8 Polymer linkage issues [i](#)

There are no chain breaks in this entry.



## 6 Fit of model and data

### 6.1 Protein, DNA and RNA chains

In the following table, the column labelled '#RSRZ > 2' contains the number (and percentage) of RSRZ outliers, followed by percent RSRZ outliers for the chain as percentile scores relative to all X-ray entries and entries of similar resolution. The OWAB column contains the minimum, median, 95<sup>th</sup> percentile and maximum values of the occupancy-weighted average B-factor per residue. The column labelled 'Q < 0.9' lists the number of (and percentage) of residues with an average occupancy less than 0.9.

Mol	Chain	Analysed	<RSRZ>	#RSRZ>2	OWAB(Å <sup>2</sup> )	Q<0.9
1	A	1017/1046 (97%)	0.90	140 (13%) 2 2	32, 75, 118, 160	0
1	B	1030/1046 (98%)	0.87	127 (12%) 4 3	29, 69, 112, 139	0
1	C	1030/1046 (98%)	1.03	184 (17%) 1 1	38, 77, 131, 172	0
1	D	1020/1046 (97%)	0.88	147 (14%) 2 1	29, 77, 121, 165	0
1	E	1030/1046 (98%)	0.94	171 (16%) 1 1	37, 83, 126, 159	0
1	F	1033/1046 (98%)	1.07	199 (19%) 1 0	39, 78, 132, 178	0
All	All	6160/6276 (98%)	0.95	968 (15%) 2 1	29, 76, 125, 178	0

All (968) RSRZ outliers are listed below:

Mol	Chain	Res	Type	RSRZ
1	C	742	LEU	14.4
1	C	738	LEU	11.7
1	E	599	LEU	10.1
1	B	253	VAL	9.9
1	E	774	GLY	9.8
1	F	742	LEU	9.6
1	C	257	GLY	9.4
1	E	214	ILE	9.0
1	F	144	SER	8.7
1	F	739	GLY	8.6
1	E	726	TYR	8.3
1	F	738	LEU	8.0
1	F	800	PHE	7.9
1	C	853	GLY	7.9
1	C	256	ASP	7.8
1	A	853	GLY	7.7
1	B	704	MET	7.7
1	F	639	GLY	7.6
1	A	556	PHE	7.6

*Continued on next page...*

*Continued from previous page...*

<b>Mol</b>	<b>Chain</b>	<b>Res</b>	<b>Type</b>	<b>RSRZ</b>
1	C	597	TYR	7.5
1	A	705	LEU	7.5
1	B	605	SER	7.4
1	B	712	LEU	7.4
1	D	253	VAL	7.2
1	C	420	MET	7.2
1	E	229	GLN	7.2
1	C	268	VAL	7.1
1	E	252	LYS	7.0
1	A	955	GLY	6.9
1	C	800	PHE	6.9
1	C	791	ARG	6.7
1	E	253	VAL	6.7
1	F	597	TYR	6.6
1	D	790	VAL	6.6
1	F	148	SER	6.6
1	A	656	PHE	6.6
1	D	799	PRO	6.5
1	E	780	MET	6.5
1	B	260	VAL	6.5
1	B	609	VAL	6.4
1	C	740	VAL	6.4
1	F	743	ALA	6.3
1	B	254	ASN	6.3
1	D	285	PRO	6.3
1	E	789	TYR	6.3
1	F	268	VAL	6.2
1	E	601	LYS	6.2
1	F	363	ARG	6.2
1	D	515	TRP	6.2
1	E	740	VAL	6.1
1	C	807	LYS	6.0
1	E	644	VAL	6.0
1	C	507	GLU	5.9
1	A	867	LEU	5.9
1	C	778	ALA	5.8
1	D	244	GLU	5.8
1	C	251	LEU	5.8
1	D	740	VAL	5.8
1	F	798	VAL	5.8
1	E	702	PHE	5.8
1	D	252	LYS	5.7

*Continued on next page...*

*Continued from previous page...*

<b>Mol</b>	<b>Chain</b>	<b>Res</b>	<b>Type</b>	<b>RSRZ</b>
1	C	790	VAL	5.7
1	D	268	VAL	5.7
1	A	899	SER	5.7
1	B	225	VAL	5.7
1	E	237	LYS	5.6
1	D	659	LYS	5.6
1	E	661	ALA	5.6
1	B	235	ILE	5.6
1	D	658	PHE	5.6
1	C	254	ASN	5.5
1	A	253	VAL	5.5
1	D	788	TRP	5.5
1	A	657	SER	5.5
1	A	599	LEU	5.5
1	A	655	PHE	5.4
1	C	745	ILE	5.4
1	E	598	LEU	5.4
1	A	850	LEU	5.4
1	C	198	LEU	5.4
1	C	515	TRP	5.4
1	A	706	ALA	5.4
1	F	196	TYR	5.4
1	F	251	LEU	5.4
1	A	513	PHE	5.4
1	C	854	VAL	5.3
1	F	850	LEU	5.3
1	B	142	VAL	5.3
1	C	810	TYR	5.3
1	A	954	GLN	5.3
1	A	951	LEU	5.3
1	F	780	MET	5.3
1	A	320	GLY	5.2
1	C	798	VAL	5.2
1	F	802	ALA	5.2
1	C	261	ARG	5.2
1	C	308	GLN	5.2
1	E	260	VAL	5.2
1	A	869	GLY	5.2
1	E	783	ASP	5.1
1	F	824	MET	5.1
1	E	708	GLN	5.1
1	F	26	SER	5.1

*Continued on next page...*

*Continued from previous page...*

<b>Mol</b>	<b>Chain</b>	<b>Res</b>	<b>Type</b>	<b>RSRZ</b>
1	F	1030	LEU	5.1
1	E	143	VAL	5.1
1	C	510	GLY	5.1
1	A	604	SER	5.0
1	B	790	VAL	5.0
1	C	259	GLN	5.0
1	C	516	PHE	5.0
1	C	196	TYR	5.0
1	B	255	PRO	5.0
1	B	145	THR	5.0
1	C	642	ASN	5.0
1	E	846	ILE	5.0
1	C	599	LEU	5.0
1	B	286	ALA	4.9
1	D	272	GLY	4.9
1	D	803	PHE	4.9
1	C	801	ASN	4.9
1	B	606	VAL	4.8
1	C	149	MET	4.8
1	D	184	MET	4.8
1	B	848	LYS	4.8
1	B	600	GLU	4.8
1	E	803	PHE	4.8
1	B	196	TYR	4.8
1	C	661	ALA	4.8
1	A	710	PRO	4.8
1	B	800	PHE	4.8
1	D	798	VAL	4.8
1	D	867	LEU	4.7
1	C	425	LEU	4.7
1	A	542	LEU	4.7
1	B	262	LEU	4.7
1	E	286	ALA	4.7
1	E	236	GLY	4.7
1	F	794	LYS	4.6
1	D	961	ALA	4.6
1	F	797	MET	4.6
1	C	363	ARG	4.6
1	A	677	ALA	4.6
1	F	762	ILE	4.6
1	D	735	ALA	4.6
1	E	798	VAL	4.6

*Continued on next page...*

*Continued from previous page...*

<b>Mol</b>	<b>Chain</b>	<b>Res</b>	<b>Type</b>	<b>RSRZ</b>
1	B	261	ARG	4.6
1	A	849	GLN	4.6
1	D	559	ILE	4.6
1	A	650	ARG	4.6
1	F	430	ALA	4.6
1	F	425	LEU	4.6
1	D	149	MET	4.6
1	E	262	LEU	4.6
1	F	253	VAL	4.5
1	C	733	GLU	4.5
1	F	698	ALA	4.5
1	F	252	LYS	4.5
1	D	260	VAL	4.5
1	A	735	ALA	4.5
1	F	54	ALA	4.5
1	F	230	LEU	4.5
1	D	513	PHE	4.5
1	E	809	GLU	4.5
1	B	237	LYS	4.5
1	D	810	TYR	4.5
1	C	808	TRP	4.4
1	D	711	ALA	4.4
1	C	508	HIS	4.4
1	A	834	LEU	4.4
1	B	362	PHE	4.4
1	F	854	VAL	4.4
1	A	711	ALA	4.4
1	D	516	PHE	4.4
1	E	247	GLU	4.4
1	F	735	ALA	4.3
1	F	1031	PHE	4.3
1	C	260	VAL	4.3
1	B	246	PHE	4.3
1	D	601	LYS	4.3
1	C	739	GLY	4.3
1	F	707	ALA	4.3
1	F	655	PHE	4.3
1	F	842	ALA	4.3
1	F	255	PRO	4.3
1	D	600	GLU	4.3
1	C	255	PRO	4.3
1	D	261	ARG	4.3

*Continued on next page...*

*Continued from previous page...*

<b>Mol</b>	<b>Chain</b>	<b>Res</b>	<b>Type</b>	<b>RSRZ</b>
1	F	801	ASN	4.3
1	E	738	LEU	4.2
1	F	143	VAL	4.2
1	F	846	ILE	4.2
1	D	198	LEU	4.2
1	E	259	GLN	4.2
1	F	790	VAL	4.2
1	C	662	MET	4.2
1	D	542	LEU	4.2
1	B	144	SER	4.2
1	A	362	PHE	4.2
1	F	706	ALA	4.2
1	A	321	MET	4.2
1	D	266	ALA	4.2
1	F	257	GLY	4.1
1	E	630	MET	4.1
1	E	778	ALA	4.1
1	E	849	GLN	4.1
1	D	529	ARG	4.1
1	F	147	GLY	4.1
1	E	810	TYR	4.1
1	F	604	SER	4.1
1	F	812	SER	4.1
1	E	565	PRO	4.1
1	B	636	GLU	4.1
1	E	854	VAL	4.1
1	D	362	PHE	4.1
1	F	320	GLY	4.1
1	A	712	LEU	4.1
1	E	198	LEU	4.1
1	F	661	ALA	4.1
1	E	193	LEU	4.0
1	F	753	TRP	4.0
1	A	543	LEU	4.0
1	F	703	LEU	4.0
1	D	633	PRO	4.0
1	F	1033	ASP	4.0
1	F	265	VAL	4.0
1	D	736	SER	4.0
1	F	258	SER	4.0
1	F	419	VAL	4.0
1	C	514	GLY	4.0

*Continued on next page...*

*Continued from previous page...*

<b>Mol</b>	<b>Chain</b>	<b>Res</b>	<b>Type</b>	<b>RSRZ</b>
1	F	529	ARG	4.0
1	C	253	VAL	4.0
1	D	143	VAL	4.0
1	F	740	VAL	4.0
1	D	864	GLU	4.0
1	F	508	HIS	4.0
1	B	751	ILE	4.0
1	C	708	GLN	3.9
1	F	695	LEU	3.9
1	C	28	LEU	3.9
1	A	539	ALA	3.9
1	F	596	GLU	3.9
1	C	786	SER	3.9
1	C	505	HIS	3.9
1	B	515	TRP	3.9
1	C	320	GLY	3.9
1	F	315	PRO	3.9
1	B	252	LYS	3.8
1	C	694	VAL	3.8
1	A	818	TYR	3.8
1	E	697	GLN	3.8
1	D	540	PRO	3.8
1	A	826	ILE	3.8
1	C	658	PHE	3.8
1	F	209	ALA	3.8
1	F	804	ALA	3.8
1	C	690	VAL	3.8
1	D	265	VAL	3.8
1	C	753	TRP	3.8
1	A	840	MET	3.8
1	B	236	GLY	3.8
1	E	235	ILE	3.8
1	C	799	PRO	3.8
1	E	254	ASN	3.8
1	C	797	MET	3.8
1	B	195	SER	3.8
1	C	500	ILE	3.7
1	D	651	ALA	3.7
1	E	557	THR	3.7
1	F	840	MET	3.7
1	D	267	ASP	3.7
1	F	822	PRO	3.7

*Continued on next page...*

*Continued from previous page...*

<b>Mol</b>	<b>Chain</b>	<b>Res</b>	<b>Type</b>	<b>RSRZ</b>
1	C	983	GLY	3.7
1	F	261	ARG	3.7
1	D	761	PHE	3.7
1	B	598	LEU	3.7
1	C	726	TYR	3.7
1	C	805	THR	3.7
1	C	604	SER	3.7
1	C	741	SER	3.7
1	D	866	ARG	3.7
1	A	75	LEU	3.7
1	C	852	LYS	3.7
1	A	917	MET	3.7
1	C	57	VAL	3.7
1	E	639	GLY	3.7
1	E	852	LYS	3.7
1	F	796	GLU	3.7
1	F	515	TRP	3.7
1	F	704	MET	3.7
1	D	270	LEU	3.6
1	F	647	LEU	3.6
1	F	791	ARG	3.6
1	B	802	ALA	3.6
1	D	224	ALA	3.6
1	E	234	ILE	3.6
1	D	188	LEU	3.6
1	A	535	LEU	3.6
1	A	682	LEU	3.6
1	D	834	LEU	3.6
1	D	248	ASN	3.6
1	F	182	TYR	3.6
1	A	642	ASN	3.6
1	C	430	ALA	3.6
1	C	540	PRO	3.6
1	D	786	SER	3.6
1	E	799	PRO	3.6
1	B	321	MET	3.6
1	C	206	ALA	3.6
1	C	711	ALA	3.6
1	A	260	VAL	3.6
1	E	225	VAL	3.6
1	F	48	SER	3.6
1	A	1029	THR	3.6

*Continued on next page...*



*Continued from previous page...*

<b>Mol</b>	<b>Chain</b>	<b>Res</b>	<b>Type</b>	<b>RSRZ</b>
1	C	638	PRO	3.5
1	F	631	LEU	3.5
1	F	622	GLN	3.5
1	F	806	GLY	3.5
1	F	642	ASN	3.5
1	D	534	ILE	3.5
1	E	186	ILE	3.5
1	F	598	LEU	3.5
1	F	263	LYS	3.5
1	B	193	LEU	3.5
1	E	251	LEU	3.5
1	E	705	LEU	3.5
1	A	540	PRO	3.5
1	F	225	VAL	3.5
1	A	191	ALA	3.5
1	F	792	ASN	3.5
1	D	793	ASP	3.5
1	F	514	GLY	3.5
1	C	783	ASP	3.5
1	B	792	ASN	3.4
1	C	517	ASN	3.4
1	A	794	LYS	3.4
1	F	260	VAL	3.4
1	D	193	LEU	3.4
1	E	695	LEU	3.4
1	F	831	ALA	3.4
1	F	518	ARG	3.4
1	E	337	ILE	3.4
1	F	688	ALA	3.4
1	E	512	PHE	3.4
1	A	786	SER	3.4
1	F	582	SER	3.4
1	E	265	VAL	3.4
1	E	751	ILE	3.4
1	F	620	ARG	3.4
1	F	266	ALA	3.4
1	A	499	PRO	3.4
1	F	540	PRO	3.4
1	D	1027	VAL	3.4
1	F	543	LEU	3.4
1	C	281	PHE	3.4
1	C	582	SER	3.4

*Continued on next page...*

*Continued from previous page...*

<b>Mol</b>	<b>Chain</b>	<b>Res</b>	<b>Type</b>	<b>RSRZ</b>
1	B	141	GLY	3.4
1	B	1030	LEU	3.4
1	D	219	LEU	3.4
1	A	685	GLN	3.4
1	E	850	LEU	3.4
1	C	595	ARG	3.4
1	F	249	ILE	3.3
1	B	224	ALA	3.3
1	E	421	ALA	3.3
1	F	851	PRO	3.3
1	E	264	ASP	3.3
1	E	605	SER	3.3
1	C	693	GLU	3.3
1	C	518	ARG	3.3
1	D	771	TYR	3.3
1	D	794	LYS	3.3
1	E	194	ASN	3.3
1	C	754	GLY	3.3
1	B	753	TRP	3.3
1	B	198	LEU	3.3
1	C	521	LEU	3.3
1	C	734	LYS	3.3
1	E	555	MET	3.3
1	B	637	ARG	3.3
1	E	680	PHE	3.3
1	F	513	PHE	3.3
1	D	935	GLY	3.3
1	F	234	ILE	3.3
1	D	636	GLU	3.3
1	E	258	SER	3.2
1	A	537	HIS	3.2
1	C	362	PHE	3.2
1	C	249	ILE	3.2
1	F	778	ALA	3.2
1	C	531	VAL	3.2
1	E	537	HIS	3.2
1	D	804	ALA	3.2
1	D	148	SER	3.2
1	A	459	PHE	3.2
1	A	571	VAL	3.2
1	F	364	ALA	3.2
1	F	605	SER	3.2

*Continued on next page...*

*Continued from previous page...*

Mol	Chain	Res	Type	RSRZ
1	C	655	PHE	3.2
1	E	664	PHE	3.2
1	E	800	PHE	3.2
1	E	731	ASP	3.2
1	A	775	ARG	3.2
1	C	186	ILE	3.2
1	D	269	GLY	3.2
1	D	605	SER	3.2
1	E	554	TRP	3.2
1	E	513	PHE	3.2
1	A	979	ALA	3.2
1	D	541	TYR	3.2
1	A	676	ASN	3.2
1	E	230	LEU	3.2
1	A	864	GLU	3.1
1	D	725	GLN	3.1
1	C	509	LYS	3.1
1	F	3	LYS	3.1
1	E	115	THR	3.1
1	E	228	GLN	3.1
1	B	785	LEU	3.1
1	C	695	LEU	3.1
1	A	255	PRO	3.1
1	D	153	ASP	3.1
1	A	149	MET	3.1
1	F	808	TRP	3.1
1	B	632	LYS	3.1
1	C	705	LEU	3.1
1	C	506	GLY	3.1
1	C	615	PHE	3.1
1	F	694	VAL	3.1
1	F	958	ILE	3.1
1	C	720	MET	3.1
1	E	788	TRP	3.1
1	B	500	ILE	3.1
1	A	618	ALA	3.0
1	B	263	LYS	3.0
1	C	731	ASP	3.0
1	D	661	ALA	3.0
1	D	838	ASP	3.0
1	F	728	LEU	3.0
1	E	579	PRO	3.0

*Continued on next page...*

*Continued from previous page...*

<b>Mol</b>	<b>Chain</b>	<b>Res</b>	<b>Type</b>	<b>RSRZ</b>
1	A	541	TYR	3.0
1	C	855	GLY	3.0
1	E	654	HIS	3.0
1	D	797	MET	3.0
1	D	286	ALA	3.0
1	B	929	GLY	3.0
1	F	49	TYR	3.0
1	C	761	PHE	3.0
1	E	637	ARG	3.0
1	F	708	GLN	3.0
1	B	146	ASP	3.0
1	C	916	SER	3.0
1	E	690	VAL	3.0
1	C	647	LEU	3.0
1	F	834	LEU	3.0
1	D	655	PHE	3.0
1	A	154	LEU	3.0
1	D	606	VAL	3.0
1	F	497	LEU	3.0
1	F	599	LEU	3.0
1	B	506	GLY	3.0
1	E	655	PHE	3.0
1	A	678	THR	3.0
1	C	554	TRP	3.0
1	E	808	TRP	3.0
1	E	851	PRO	3.0
1	E	196	TYR	3.0
1	D	742	LEU	3.0
1	E	261	ARG	3.0
1	D	536	LYS	2.9
1	E	231	ASN	2.9
1	B	917	MET	2.9
1	B	554	TRP	2.9
1	C	539	ALA	2.9
1	A	6	ILE	2.9
1	B	330	THR	2.9
1	C	250	LEU	2.9
1	D	147	GLY	2.9
1	E	991	THR	2.9
1	F	594	MET	2.9
1	C	701	LYS	2.9
1	C	809	GLU	2.9

*Continued on next page...*

*Continued from previous page...*

<b>Mol</b>	<b>Chain</b>	<b>Res</b>	<b>Type</b>	<b>RSRZ</b>
1	F	727	LYS	2.9
1	C	270	LEU	2.9
1	C	780	MET	2.9
1	C	824	MET	2.9
1	F	554	TRP	2.9
1	C	247	GLU	2.9
1	B	214	ILE	2.9
1	D	705	LEU	2.9
1	D	712	LEU	2.9
1	E	542	LEU	2.9
1	C	601	LYS	2.9
1	C	94	PHE	2.9
1	F	666	PHE	2.9
1	F	47	VAL	2.9
1	F	157	TYR	2.9
1	F	314	GLU	2.9
1	B	364	ALA	2.9
1	A	894	TRP	2.9
1	B	363	ARG	2.9
1	E	638	PRO	2.9
1	C	788	TRP	2.9
1	E	989	ILE	2.9
1	F	244	GLU	2.9
1	E	830	PRO	2.9
1	A	858	TRP	2.8
1	C	258	SER	2.8
1	D	124	ARG	2.8
1	F	841	ALA	2.8
1	D	787	LYS	2.8
1	C	803	PHE	2.8
1	F	246	PHE	2.8
1	F	803	PHE	2.8
1	B	796	GLU	2.8
1	C	688	ALA	2.8
1	B	320	GLY	2.8
1	D	774	GLY	2.8
1	F	12	ALA	2.8
1	A	554	TRP	2.8
1	D	246	PHE	2.8
1	D	319	GLN	2.8
1	D	642	ASN	2.8
1	F	51	GLY	2.8

*Continued on next page...*

*Continued from previous page...*

<b>Mol</b>	<b>Chain</b>	<b>Res</b>	<b>Type</b>	<b>RSRZ</b>
1	C	318	PRO	2.8
1	A	529	ARG	2.8
1	A	605	SER	2.8
1	B	789	TYR	2.8
1	C	29	SER	2.8
1	C	620	ARG	2.8
1	F	8	ARG	2.8
1	F	512	PHE	2.8
1	E	676	ASN	2.8
1	F	510	GLY	2.8
1	A	261	ARG	2.8
1	B	234	ILE	2.8
1	B	558	ARG	2.8
1	C	421	ALA	2.8
1	E	305	ALA	2.8
1	C	596	GLU	2.8
1	C	603	SER	2.8
1	A	702	PHE	2.8
1	B	795	GLY	2.8
1	C	639	GLY	2.8
1	B	501	GLU	2.7
1	C	697	GLN	2.7
1	B	951	LEU	2.7
1	D	772	LEU	2.7
1	F	193	LEU	2.7
1	E	745	ILE	2.7
1	F	600	GLU	2.7
1	A	547	VAL	2.7
1	C	431	ALA	2.7
1	F	267	ASP	2.7
1	B	656	PHE	2.7
1	E	283	GLY	2.7
1	E	556	PHE	2.7
1	B	553	ILE	2.7
1	F	254	ASN	2.7
1	C	80	SER	2.7
1	A	675	GLY	2.7
1	D	538	ARG	2.7
1	E	506	GLY	2.7
1	A	545	TYR	2.7
1	D	789	TYR	2.7
1	C	812	SER	2.7

*Continued on next page...*

*Continued from previous page...*

<b>Mol</b>	<b>Chain</b>	<b>Res</b>	<b>Type</b>	<b>RSRZ</b>
1	E	790	VAL	2.7
1	F	731	ASP	2.7
1	B	239	ARG	2.7
1	C	792	ASN	2.7
1	F	259	GLN	2.7
1	F	319	GLN	2.7
1	A	557	THR	2.7
1	D	603	SER	2.7
1	A	166	LEU	2.7
1	B	498	LYS	2.7
1	A	559	ILE	2.7
1	B	258	SER	2.7
1	F	583	SER	2.7
1	A	419	VAL	2.7
1	A	833	GLY	2.7
1	D	175	PHE	2.7
1	E	684	LEU	2.7
1	F	198	LEU	2.7
1	C	559	ILE	2.7
1	B	707	ALA	2.7
1	F	638	PRO	2.7
1	E	57	VAL	2.7
1	D	230	LEU	2.7
1	A	249	ILE	2.7
1	B	810	TYR	2.7
1	F	214	ILE	2.7
1	B	748	THR	2.7
1	E	583	SER	2.7
1	B	427	PRO	2.6
1	D	514	GLY	2.6
1	E	710	PRO	2.6
1	A	265	VAL	2.6
1	D	321	MET	2.6
1	B	738	LEU	2.6
1	C	850	LEU	2.6
1	D	512	PHE	2.6
1	C	538	ARG	2.6
1	B	909	ILE	2.6
1	C	321	MET	2.6
1	E	515	TRP	2.6
1	E	511	GLY	2.6
1	A	724	PRO	2.6

*Continued on next page...*

*Continued from previous page...*

<b>Mol</b>	<b>Chain</b>	<b>Res</b>	<b>Type</b>	<b>RSRZ</b>
1	A	549	VAL	2.6
1	F	229	GLN	2.6
1	B	775	ARG	2.6
1	B	834	LEU	2.6
1	C	555	MET	2.6
1	F	431	ALA	2.6
1	D	1022	LEU	2.6
1	E	240	LEU	2.6
1	A	868	SER	2.6
1	B	460	GLY	2.6
1	F	82	SER	2.6
1	A	307	ARG	2.6
1	D	78	ILE	2.6
1	B	778	ALA	2.6
1	D	597	TYR	2.6
1	E	383	LEU	2.6
1	E	814	LYS	2.6
1	C	501	GLU	2.6
1	E	281	PHE	2.6
1	C	777	ASP	2.6
1	D	264	ASP	2.6
1	F	712	LEU	2.6
1	F	183	SER	2.6
1	D	259	GLN	2.5
1	B	451	ALA	2.5
1	C	712	LEU	2.5
1	D	728	LEU	2.5
1	F	188	LEU	2.5
1	B	989	ILE	2.5
1	C	367	ILE	2.5
1	C	524	THR	2.5
1	C	698	ALA	2.5
1	D	562	ALA	2.5
1	F	744	ASP	2.5
1	A	828	GLY	2.5
1	A	1027	VAL	2.5
1	B	570	GLY	2.5
1	A	623	SER	2.5
1	F	1032	LYS	2.5
1	F	532	ALA	2.5
1	B	674	LEU	2.5
1	D	262	LEU	2.5

*Continued on next page...*



*Continued from previous page...*

<b>Mol</b>	<b>Chain</b>	<b>Res</b>	<b>Type</b>	<b>RSRZ</b>
1	E	757	TYR	2.5
1	E	144	SER	2.5
1	B	248	ASN	2.5
1	D	543	LEU	2.5
1	A	316	PHE	2.5
1	D	287	SER	2.5
1	E	80	SER	2.5
1	E	510	GLY	2.5
1	F	86	GLY	2.5
1	B	703	LEU	2.5
1	E	1015	LEU	2.5
1	A	740	VAL	2.5
1	B	149	MET	2.5
1	C	840	MET	2.5
1	C	33	ASN	2.5
1	F	190	PRO	2.5
1	D	524	THR	2.5
1	A	728	LEU	2.5
1	A	871	GLN	2.5
1	F	652	GLN	2.5
1	E	610	PHE	2.5
1	E	683	PHE	2.5
1	F	662	MET	2.5
1	A	145	THR	2.5
1	E	804	ALA	2.5
1	A	684	LEU	2.5
1	B	425	LEU	2.5
1	F	224	ALA	2.4
1	A	425	LEU	2.4
1	C	728	LEU	2.4
1	D	535	LEU	2.4
1	D	738	LEU	2.4
1	D	363	ARG	2.4
1	C	182	TYR	2.4
1	E	704	MET	2.4
1	F	653	MET	2.4
1	A	832	PRO	2.4
1	D	779	ARG	2.4
1	D	816	GLU	2.4
1	C	356	TYR	2.4
1	B	496	MET	2.4
1	D	778	ALA	2.4

*Continued on next page...*

*Continued from previous page...*

<b>Mol</b>	<b>Chain</b>	<b>Res</b>	<b>Type</b>	<b>RSRZ</b>
1	E	706	ALA	2.4
1	D	591	VAL	2.4
1	E	642	ASN	2.4
1	C	272	GLY	2.4
1	E	227	GLY	2.4
1	D	888	ALA	2.4
1	E	224	ALA	2.4
1	E	491	ALA	2.4
1	B	249	ILE	2.4
1	C	277	ILE	2.4
1	F	507	GLU	2.4
1	A	843	VAL	2.4
1	A	1020	VAL	2.4
1	A	573	PHE	2.4
1	C	1019	TRP	2.4
1	C	217	GLY	2.4
1	C	512	PHE	2.4
1	C	704	MET	2.4
1	C	190	PRO	2.4
1	E	363	ARG	2.4
1	E	586	ARG	2.4
1	A	498	LYS	2.4
1	A	991	THR	2.4
1	F	423	GLU	2.4
1	E	631	LEU	2.4
1	F	696	LEU	2.4
1	E	256	ASP	2.4
1	A	248	ASN	2.4
1	A	416	VAL	2.4
1	E	362	PHE	2.4
1	E	656	PHE	2.4
1	C	226	LYS	2.4
1	B	315	PRO	2.4
1	B	191	ALA	2.4
1	C	262	LEU	2.4
1	D	539	ALA	2.4
1	F	511	GLY	2.4
1	F	581	GLY	2.4
1	A	516	PHE	2.4
1	D	531	VAL	2.4
1	B	634	TRP	2.4
1	E	771	TYR	2.4

*Continued on next page...*

*Continued from previous page...*

<b>Mol</b>	<b>Chain</b>	<b>Res</b>	<b>Type</b>	<b>RSRZ</b>
1	A	577	GLN	2.4
1	E	243	ALA	2.4
1	A	731	ASP	2.4
1	D	231	ASN	2.4
1	D	807	LYS	2.4
1	E	761	PHE	2.4
1	F	928	VAL	2.4
1	B	182	TYR	2.3
1	F	88	MET	2.3
1	E	560	PRO	2.3
1	F	241	GLN	2.3
1	A	839	ALA	2.3
1	F	118	LEU	2.3
1	E	538	ARG	2.3
1	D	770	VAL	2.3
1	E	285	PRO	2.3
1	E	519	MET	2.3
1	E	626	MET	2.3
1	D	263	LYS	2.3
1	D	467	TYR	2.3
1	F	726	TYR	2.3
1	B	250	LEU	2.3
1	C	785	LEU	2.3
1	C	600	GLU	2.3
1	E	600	GLU	2.3
1	F	606	VAL	2.3
1	A	863	TYR	2.3
1	B	244	GLU	2.3
1	D	585	GLU	2.3
1	B	539	ALA	2.3
1	F	28	LEU	2.3
1	F	805	THR	2.3
1	B	934	ILE	2.3
1	A	601	LYS	2.3
1	B	928	VAL	2.3
1	F	656	PHE	2.3
1	E	1019	TRP	2.3
1	C	325	TYR	2.3
1	C	503	GLY	2.3
1	F	603	SER	2.3
1	E	52	ALA	2.3
1	E	241	GLN	2.3

*Continued on next page...*

*Continued from previous page...*

<b>Mol</b>	<b>Chain</b>	<b>Res</b>	<b>Type</b>	<b>RSRZ</b>
1	B	162	ILE	2.3
1	E	47	VAL	2.3
1	B	503	GLY	2.3
1	E	701	LYS	2.3
1	B	265	VAL	2.3
1	C	225	VAL	2.3
1	D	796	GLU	2.3
1	D	518	ARG	2.3
1	B	851	PRO	2.3
1	F	116	PRO	2.3
1	C	746	ASN	2.3
1	F	435	MET	2.3
1	F	645	PHE	2.3
1	B	192	LYS	2.3
1	C	784	ASP	2.3
1	C	888	ALA	2.3
1	D	757	TYR	2.3
1	E	844	GLU	2.3
1	F	145	THR	2.3
1	C	200	PRO	2.2
1	D	187	TRP	2.2
1	C	138	MET	2.2
1	A	550	ALA	2.2
1	A	578	THR	2.2
1	B	60	THR	2.2
1	C	578	THR	2.2
1	D	991	THR	2.2
1	C	898	PHE	2.2
1	A	225	VAL	2.2
1	B	324	VAL	2.2
1	B	845	GLU	2.2
1	A	672	LEU	2.2
1	D	598	LEU	2.2
1	B	574	ALA	2.2
1	C	653	MET	2.2
1	D	199	THR	2.2
1	A	856	TYR	2.2
1	F	356	TYR	2.2
1	C	504	ASP	2.2
1	B	272	GLY	2.2
1	F	625	GLY	2.2
1	F	635	GLU	2.2

*Continued on next page...*

*Continued from previous page...*

<b>Mol</b>	<b>Chain</b>	<b>Res</b>	<b>Type</b>	<b>RSRZ</b>
1	F	721	SER	2.2
1	E	665	ALA	2.2
1	E	842	ALA	2.2
1	D	748	THR	2.2
1	A	625	GLY	2.2
1	F	362	PHE	2.2
1	F	849	GLN	2.2
1	C	291	ILE	2.2
1	C	502	LYS	2.2
1	D	323	VAL	2.2
1	A	538	ARG	2.2
1	A	598	LEU	2.2
1	C	128	ARG	2.2
1	C	815	LEU	2.2
1	D	537	HIS	2.2
1	A	13	TRP	2.2
1	E	917	MET	2.2
1	C	424	GLY	2.2
1	F	236	GLY	2.2
1	B	924	VAL	2.2
1	D	533	SER	2.2
1	D	676	ASN	2.2
1	F	156	ASN	2.2
1	B	492	LEU	2.2
1	E	834	LEU	2.2
1	F	420	MET	2.2
1	B	24	GLY	2.2
1	B	935	GLY	2.2
1	E	829	GLU	2.2
1	F	640	GLY	2.2
1	F	327	TYR	2.2
1	B	846	ILE	2.2
1	B	967	ARG	2.2
1	C	195	SER	2.2
1	F	741	SER	2.2
1	C	542	LEU	2.2
1	A	808	TRP	2.2
1	B	852	LYS	2.2
1	E	824	MET	2.2
1	F	5	PHE	2.2
1	D	356	TYR	2.2
1	F	541	TYR	2.2

*Continued on next page...*

*Continued from previous page...*

<b>Mol</b>	<b>Chain</b>	<b>Res</b>	<b>Type</b>	<b>RSRZ</b>
1	A	402	ILE	2.2
1	E	62	VAL	2.2
1	E	908	VAL	2.2
1	F	745	ILE	2.2
1	A	319	GLN	2.2
1	D	190	PRO	2.2
1	D	326	PRO	2.2
1	E	255	PRO	2.2
1	C	660	ASP	2.2
1	A	805	THR	2.2
1	E	1003	THR	2.2
1	E	734	LYS	2.1
1	B	268	VAL	2.1
1	B	931	LEU	2.1
1	E	154	LEU	2.1
1	E	360	GLN	2.1
1	A	496	MET	2.1
1	D	656	PHE	2.1
1	B	210	GLN	2.1
1	B	670	SER	2.1
1	E	2	SER	2.1
1	C	776	PRO	2.1
1	E	188	LEU	2.1
1	E	540	PRO	2.1
1	F	146	ASP	2.1
1	F	783	ASP	2.1
1	E	699	ARG	2.1
1	A	661	ALA	2.1
1	E	316	PHE	2.1
1	F	573	PHE	2.1
1	F	628	PHE	2.1
1	D	177	VAL	2.1
1	C	497	LEU	2.1
1	F	90	ILE	2.1
1	C	732	ASP	2.1
1	C	637	ARG	2.1
1	A	600	GLU	2.1
1	A	976	THR	2.1
1	B	259	GLN	2.1
1	D	700	ASN	2.1
1	E	517	ASN	2.1
1	F	747	SER	2.1

*Continued on next page...*

*Continued from previous page...*

<b>Mol</b>	<b>Chain</b>	<b>Res</b>	<b>Type</b>	<b>RSRZ</b>
1	B	509	LYS	2.1
1	B	559	ILE	2.1
1	D	758	VAL	2.1
1	D	936	LEU	2.1
1	F	313	LEU	2.1
1	B	560	PRO	2.1
1	F	634	TRP	2.1
1	D	144	SER	2.1
1	E	195	SER	2.1
1	C	802	ALA	2.1
1	C	659	LYS	2.1
1	E	753	TRP	2.1
1	F	194	ASN	2.1
1	E	87	SER	2.1
1	A	257	GLY	2.1
1	B	271	GLY	2.1
1	A	143	VAL	2.1
1	C	351	VAL	2.1
1	E	669	PRO	2.1
1	C	74	ASN	2.1
1	A	617	PHE	2.1
1	D	800	PHE	2.1
1	B	774	GLY	2.1
1	D	809	GLU	2.1
1	E	43	ILE	2.1
1	F	548	ILE	2.1
1	F	734	LYS	2.1
1	F	891	TYR	2.1
1	A	266	ALA	2.1
1	F	839	ALA	2.1
1	D	693	GLU	2.1
1	E	321	MET	2.1
1	C	719	GLY	2.1
1	A	77	TYR	2.0
1	C	677	ALA	2.0
1	F	636	GLU	2.0
1	A	524	THR	2.0
1	B	461	GLY	2.0
1	C	189	ASP	2.0
1	D	899	SER	2.0
1	E	424	GLY	2.0
1	A	659	LYS	2.0

*Continued on next page...*

*Continued from previous page...*

Mol	Chain	Res	Type	RSRZ
1	D	192	LYS	2.0
1	C	718	ASN	2.0
1	F	737	ALA	2.0
1	A	192	LYS	2.0
1	A	568	ASP	2.0
1	A	670	SER	2.0
1	B	603	SER	2.0
1	D	734	LYS	2.0
1	E	857	SER	2.0
1	A	1009	MET	2.0
1	E	149	MET	2.0
1	D	943	LEU	2.0
1	A	609	VAL	2.0
1	A	196	TYR	2.0
1	B	371	ALA	2.0
1	C	282	ASN	2.0
1	E	1024	TYR	2.0
1	F	793	ASP	2.0
1	C	523	THR	2.0
1	E	150	THR	2.0
1	A	552	MET	2.0
1	E	653	MET	2.0
1	A	641	GLU	2.0
1	C	537	HIS	2.0
1	A	1025	VAL	2.0

## 6.2 Non-standard residues in protein, DNA, RNA chains [i](#)

There are no non-standard protein/DNA/RNA residues in this entry.

## 6.3 Carbohydrates [i](#)

There are no carbohydrates in this entry.

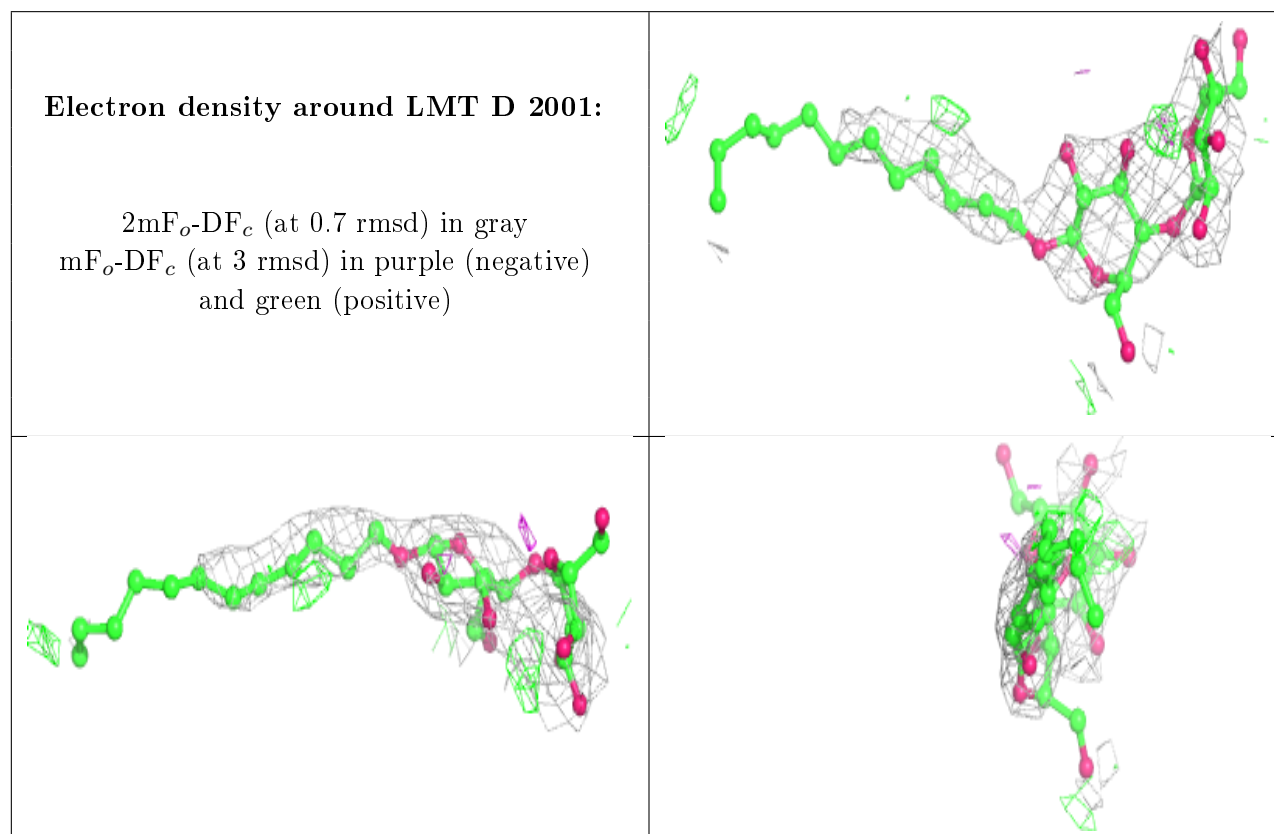
## 6.4 Ligands [i](#)

In the following table, the Atoms column lists the number of modelled atoms in the group and the number defined in the chemical component dictionary. The B-factors column lists the minimum, median, 95<sup>th</sup> percentile and maximum values of B factors of atoms in the group. The column labelled 'Q< 0.9' lists the number of atoms with occupancy less than 0.9.



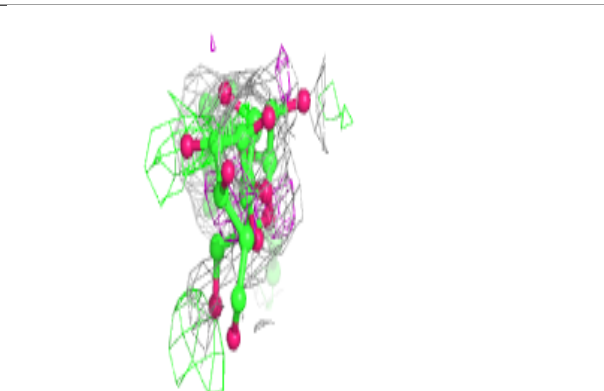

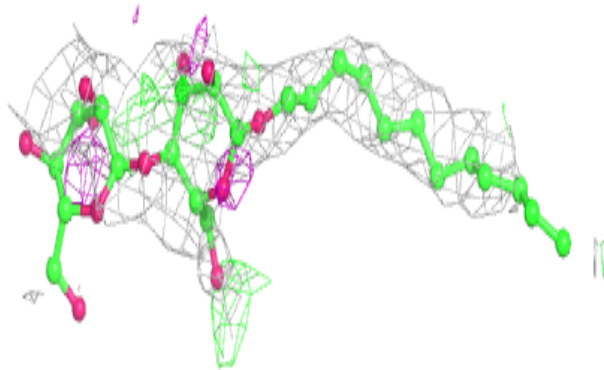
Mol	Type	Chain	Res	Atoms	RSCC	RSR	B-factors( $\text{\AA}^2$ )	Q<0.9
2	LMT	D	2001	35/35	0.62	0.55	47,65,79,89	35
2	LMT	B	2002	35/35	0.64	0.41	63,106,135,137	0
2	LMT	B	2001	35/35	0.65	0.36	75,97,124,139	0
2	LMT	F	2002	35/35	0.66	0.39	76,118,147,148	0
2	LMT	E	2003	35/35	0.66	0.36	67,94,108,124	0
2	LMT	F	2001	35/35	0.69	0.38	82,104,126,139	0
2	LMT	C	2002	35/35	0.69	0.36	80,105,146,151	0
2	LMT	E	2002	35/35	0.71	0.38	67,106,124,132	0
2	LMT	D	2002	35/35	0.72	0.35	69,111,137,144	0
2	LMT	A	1102	35/35	0.74	0.39	64,90,115,120	0
2	LMT	C	2001	35/35	0.75	0.43	43,66,94,103	0
2	LMT	D	2003	35/35	0.75	0.40	70,98,134,144	0
2	LMT	A	1101	35/35	0.80	0.37	60,86,132,142	0
2	LMT	B	2003	35/35	0.82	0.25	71,82,104,111	0
2	LMT	B	2004	35/35	0.85	0.33	62,69,78,84	0
2	LMT	E	2001	35/35	0.85	0.43	67,74,100,103	0

The following is a graphical depiction of the model fit to experimental electron density of all instances of the Ligand of Interest. In addition, ligands with molecular weight > 250 and outliers as shown on the geometry validation Tables will also be included. Each fit is shown from different orientation to approximate a three-dimensional view.

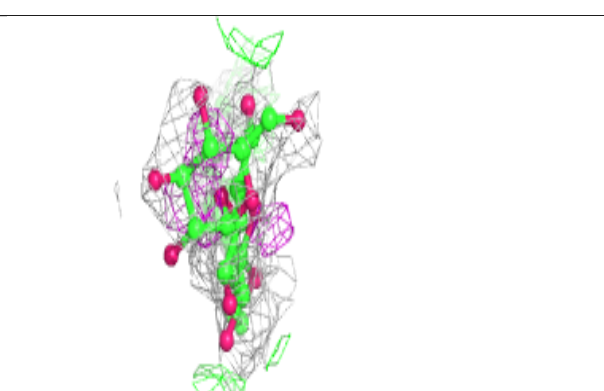
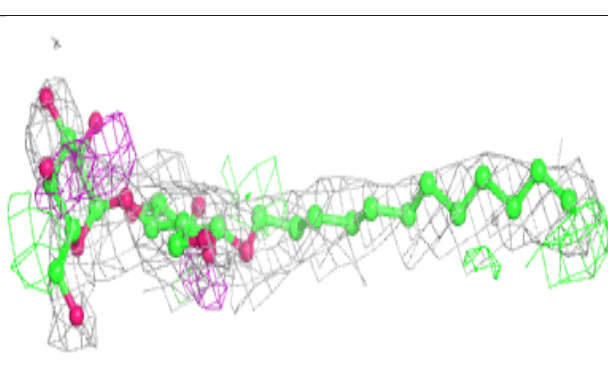
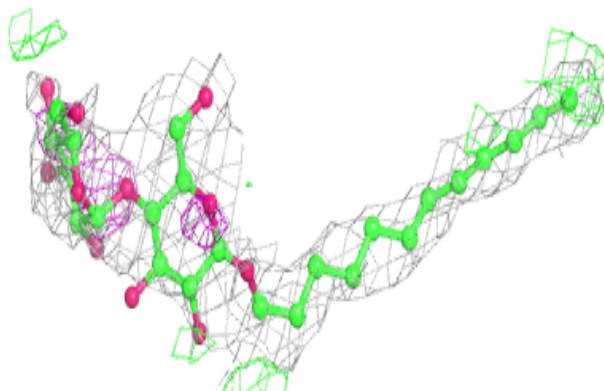


**Electron density around LMT B 2002:**

$2mF_o-DF_c$  (at 0.7 rmsd) in gray  
 $mF_o-DF_c$  (at 3 rmsd) in purple (negative)  
and green (positive)

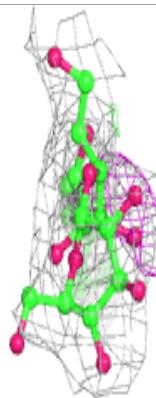
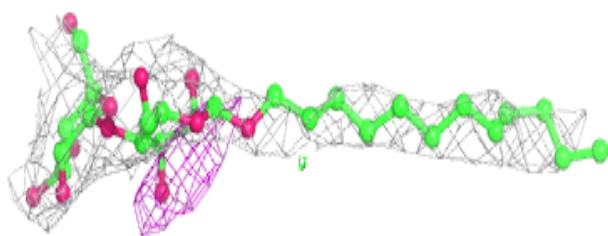
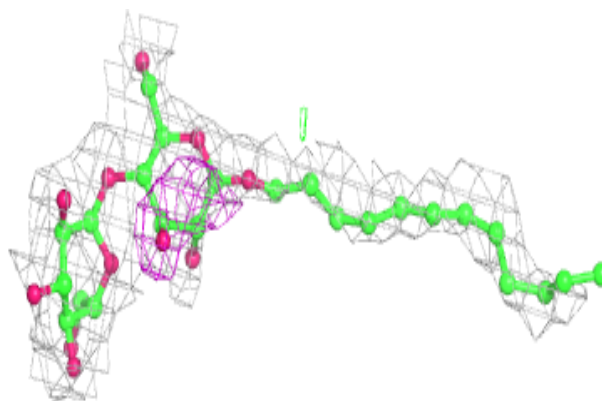
**Electron density around LMT B 2001:**

$2mF_o-DF_c$  (at 0.7 rmsd) in gray  
 $mF_o-DF_c$  (at 3 rmsd) in purple (negative)  
and green (positive)

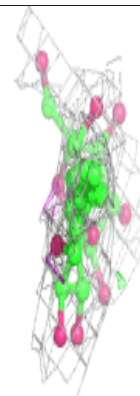

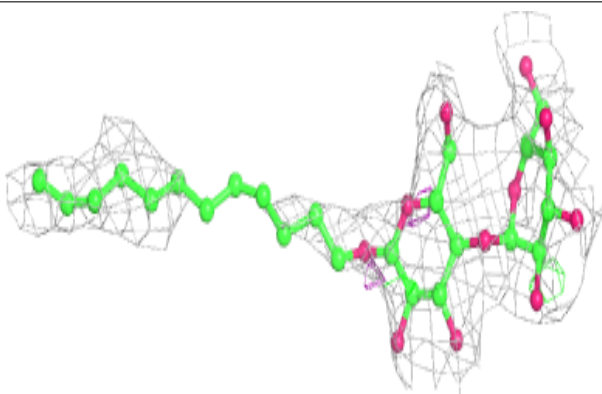


**Electron density around LMT F 2002:**

$2mF_o-DF_c$  (at 0.7 rmsd) in gray  
 $mF_o-DF_c$  (at 3 rmsd) in purple (negative)  
and green (positive)

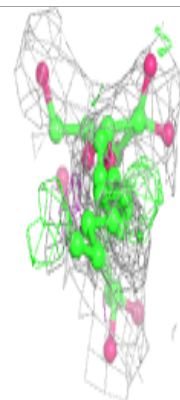
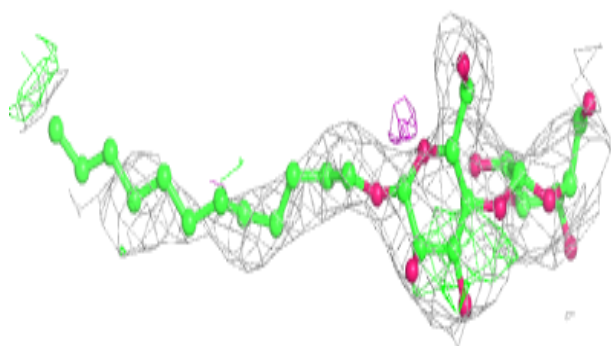
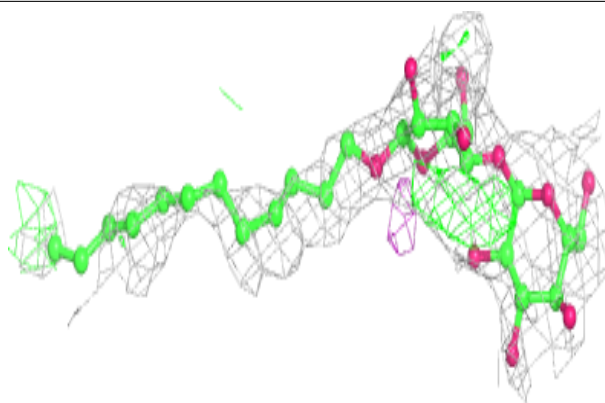
**Electron density around LMT E 2003:**

$2mF_o-DF_c$  (at 0.7 rmsd) in gray  
 $mF_o-DF_c$  (at 3 rmsd) in purple (negative)  
and green (positive)

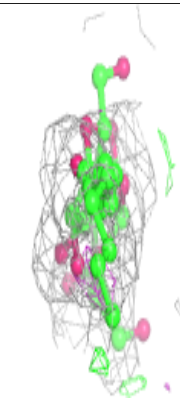
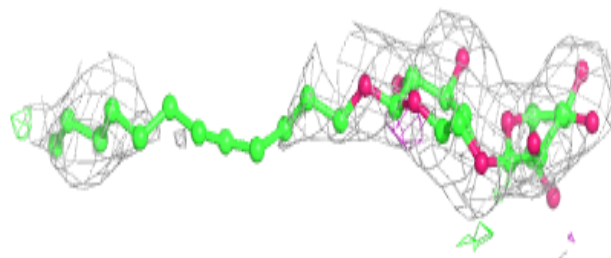
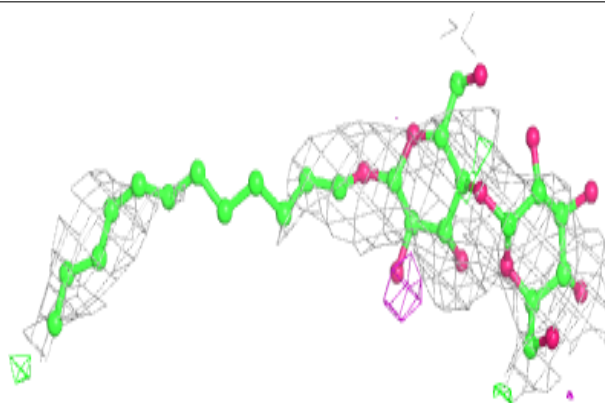


**Electron density around LMT F 2001:**

$2mF_o-DF_c$  (at 0.7 rmsd) in gray  
 $mF_o-DF_c$  (at 3 rmsd) in purple (negative)  
and green (positive)


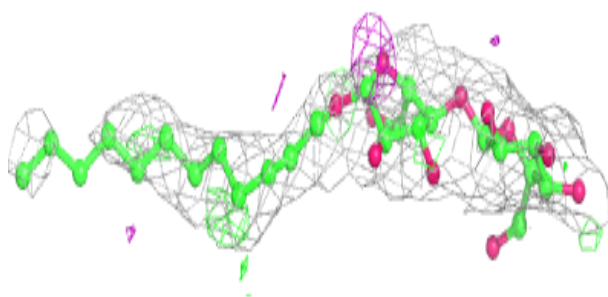
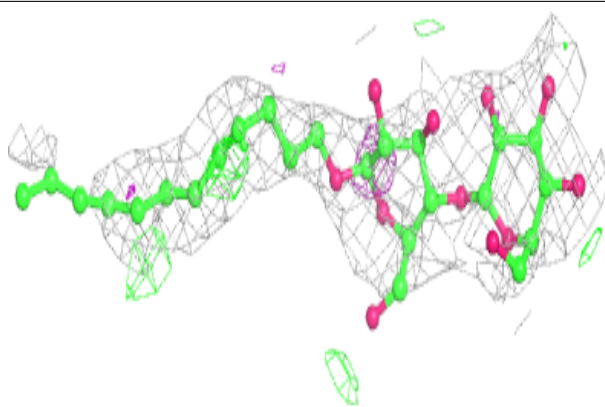
**Electron density around LMT C 2002:**

$2mF_o-DF_c$  (at 0.7 rmsd) in gray  
 $mF_o-DF_c$  (at 3 rmsd) in purple (negative)  
and green (positive)

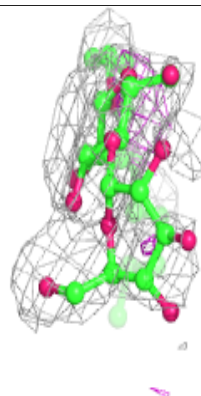
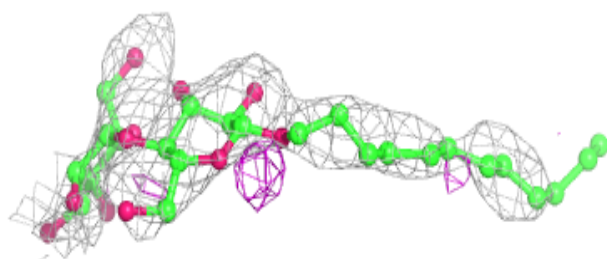
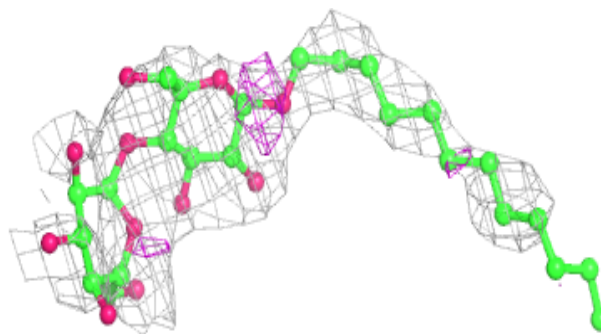


**Electron density around LMT E 2002:**

$2mF_o-DF_c$  (at 0.7 rmsd) in gray  
 $mF_o-DF_c$  (at 3 rmsd) in purple (negative)  
and green (positive)

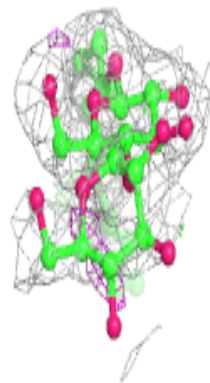
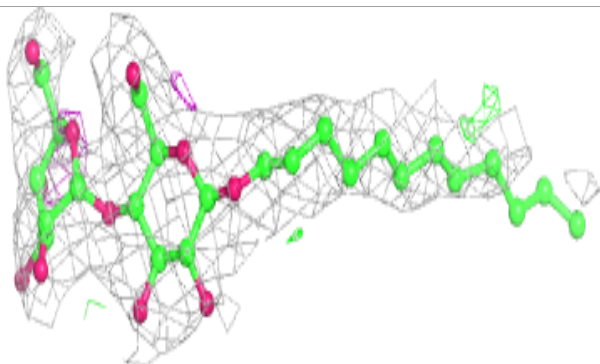
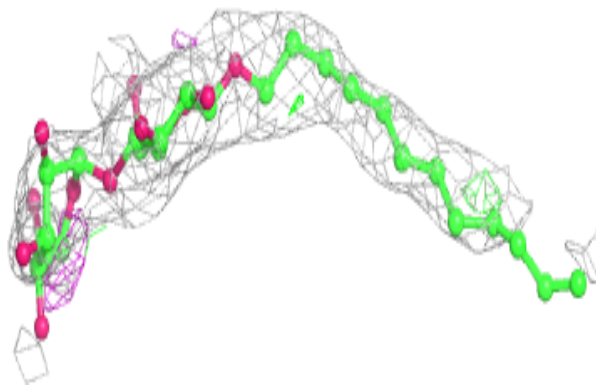
**Electron density around LMT D 2002:**

$2mF_o-DF_c$  (at 0.7 rmsd) in gray  
 $mF_o-DF_c$  (at 3 rmsd) in purple (negative)  
and green (positive)

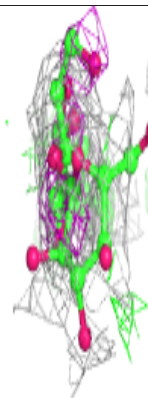
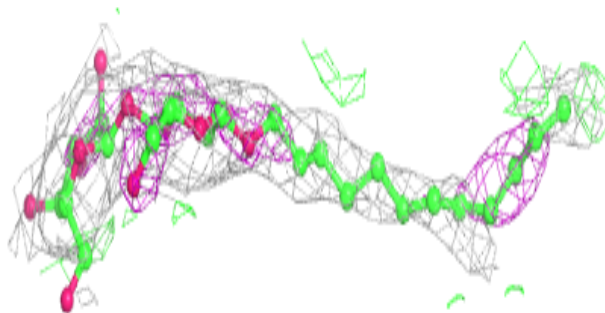
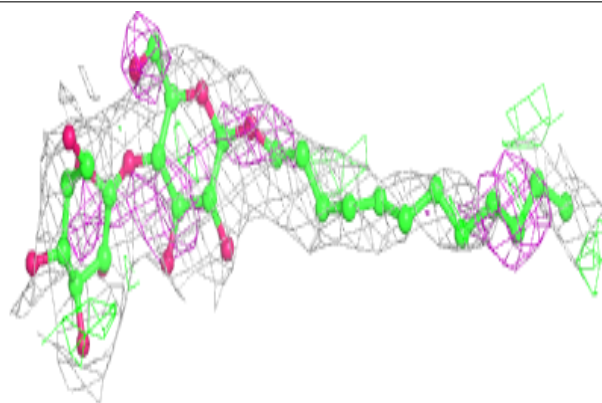


**Electron density around LMT A 1102:**

$2mF_o-DF_c$  (at 0.7 rmsd) in gray  
 $mF_o-DF_c$  (at 3 rmsd) in purple (negative)  
and green (positive)

**Electron density around LMT C 2001:**

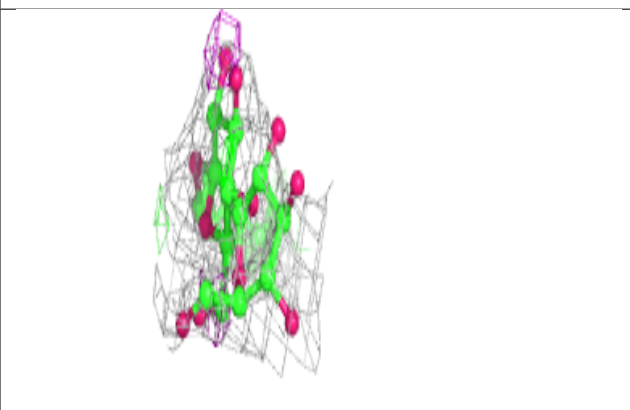
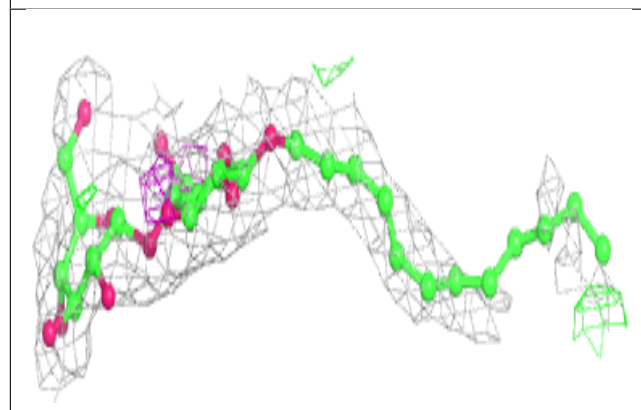
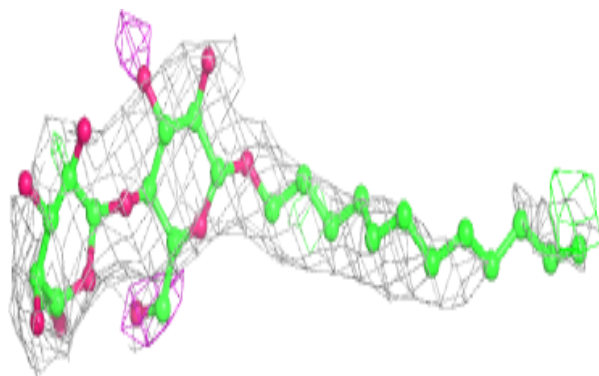
$2mF_o-DF_c$  (at 0.7 rmsd) in gray  
 $mF_o-DF_c$  (at 3 rmsd) in purple (negative)  
and green (positive)



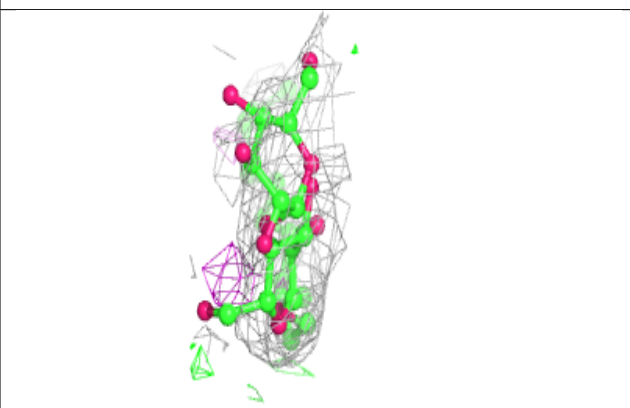
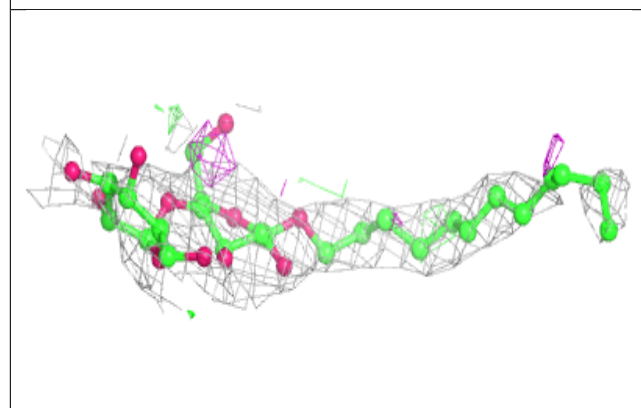
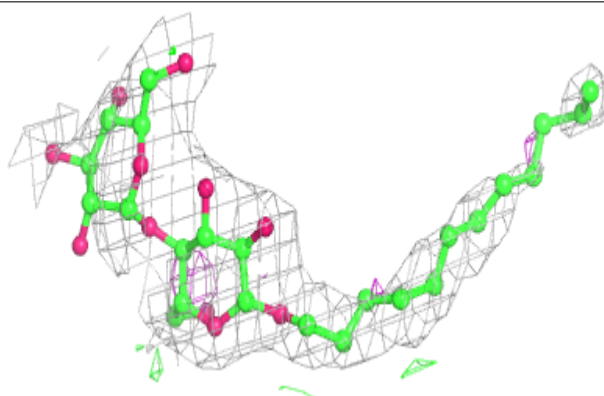


**Electron density around LMT D 2003:**

$2mF_o-DF_c$  (at 0.7 rmsd) in gray  
 $mF_o-DF_c$  (at 3 rmsd) in purple (negative)  
and green (positive)

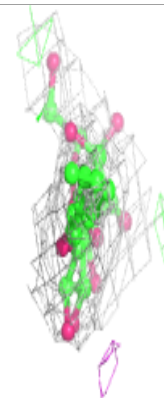
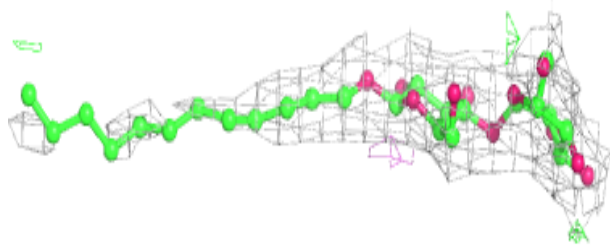
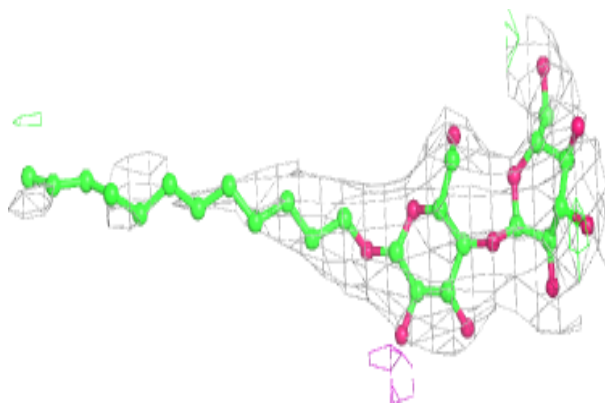
**Electron density around LMT A 1101:**

$2mF_o-DF_c$  (at 0.7 rmsd) in gray  
 $mF_o-DF_c$  (at 3 rmsd) in purple (negative)  
and green (positive)

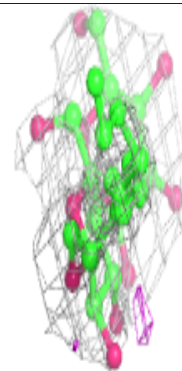
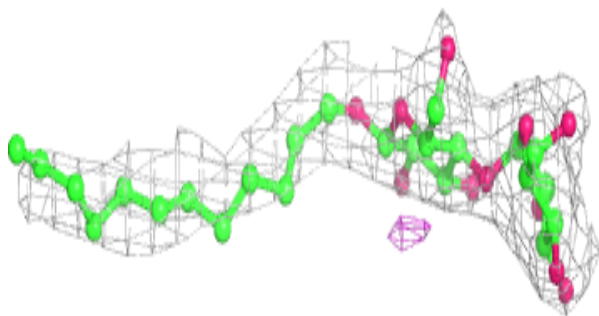
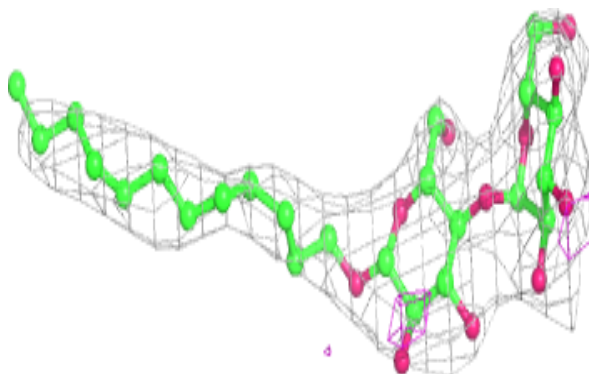


**Electron density around LMT B 2003:**

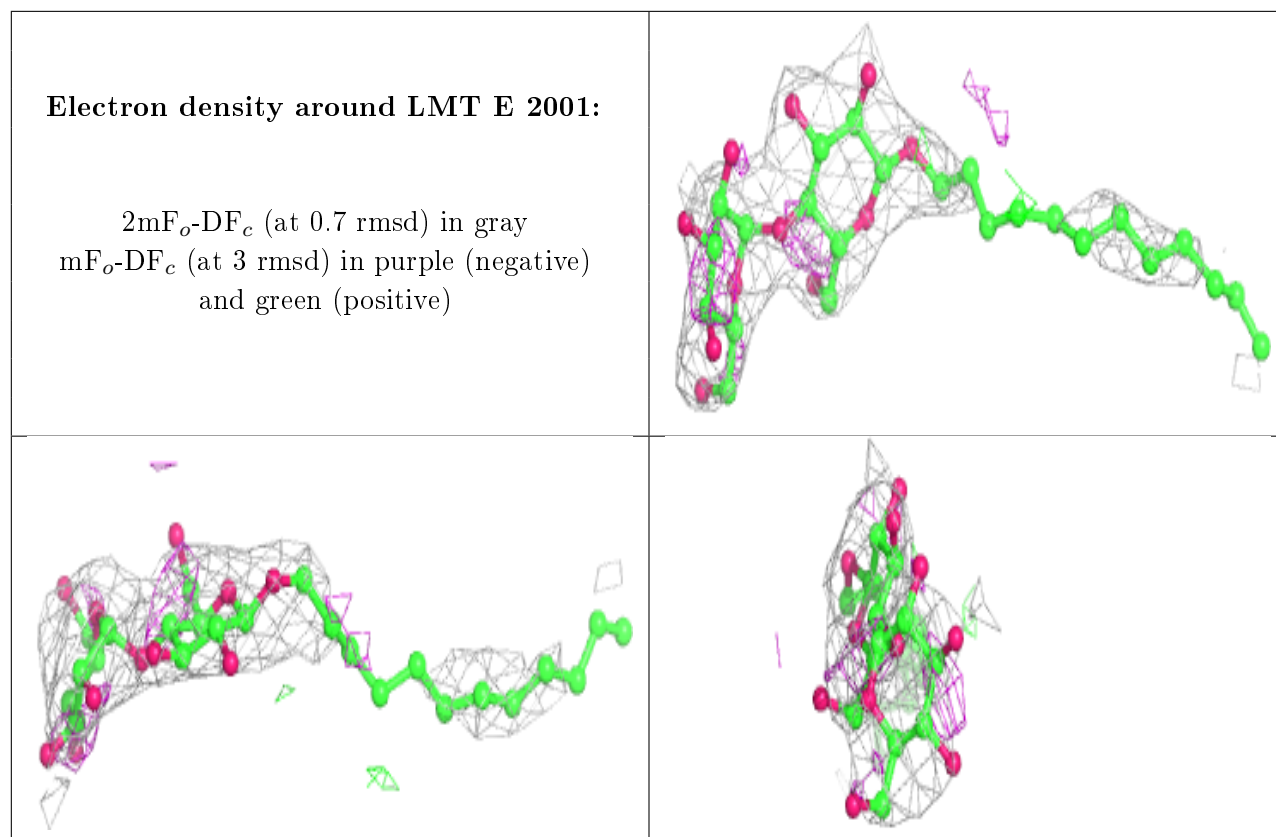
$2mF_o-DF_c$  (at 0.7 rmsd) in gray  
 $mF_o-DF_c$  (at 3 rmsd) in purple (negative)  
and green (positive)

**Electron density around LMT B 2004:**

$2mF_o-DF_c$  (at 0.7 rmsd) in gray  
 $mF_o-DF_c$  (at 3 rmsd) in purple (negative)  
and green (positive)







## 6.5 Other polymers [i](#)

There are no such residues in this entry.