



Full wwPDB EM Validation Report ⓘ

Nov 29, 2022 – 10:35 AM JST

PDB ID : 7W9L
EMDB ID : EMD-32369
Title : Cryo-EM structure of human Nav1.7(E406K)-beta1-beta2 complex
Authors : Yan, N.; Huang, G.; Liu, D.; Wei, P.; Shen, H.
Deposited on : 2021-12-10
Resolution : 3.50 Å(reported)

This is a Full wwPDB EM Validation Report for a publicly released PDB entry.

We welcome your comments at validation@mail.wwpdb.org

A user guide is available at

<https://www.wwpdb.org/validation/2017/EMValidationReportHelp>

with specific help available everywhere you see the ⓘ symbol.

The types of validation reports are described at

<http://www.wwpdb.org/validation/2017/FAQs#types>.

The following versions of software and data (see [references ⓘ](#)) were used in the production of this report:

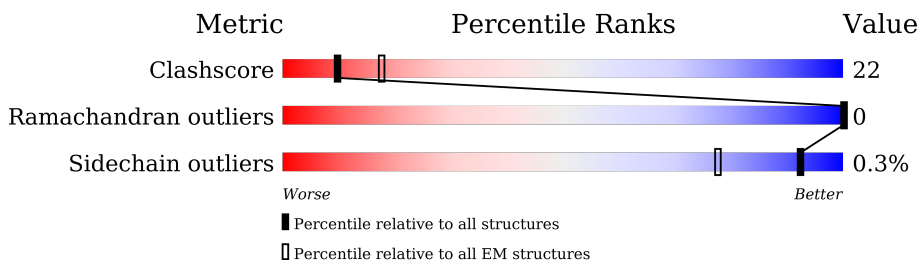
EMDB validation analysis : 0.0.1.dev43
Mogul : 1.8.5 (274361), CSD as541be (2020)
MolProbity : 4.02b-467
buster-report : 1.1.7 (2018)
Percentile statistics : 20191225.v01 (using entries in the PDB archive December 25th 2019)
MapQ : 1.9.9
Ideal geometry (proteins) : Engh & Huber (2001)
Ideal geometry (DNA, RNA) : Parkinson et al. (1996)
Validation Pipeline (wwPDB-VP) : 2.31.3

1 Overall quality at a glance

The following experimental techniques were used to determine the structure:
ELECTRON MICROSCOPY

The reported resolution of this entry is 3.50 Å.

Percentile scores (ranging between 0-100) for global validation metrics of the entry are shown in the following graphic. The table shows the number of entries on which the scores are based.



Metric	Whole archive (#Entries)	EM structures (#Entries)
Clashscore	158937	4297
Ramachandran outliers	154571	4023
Sidechain outliers	154315	3826

The table below summarises the geometric issues observed across the polymeric chains and their fit to the map. The red, orange, yellow and green segments of the bar indicate the fraction of residues that contain outliers for ≥ 3 , 2, 1 and 0 types of geometric quality criteria respectively. A grey segment represents the fraction of residues that are not modelled. The numeric value for each fraction is indicated below the corresponding segment, with a dot representing fractions $\leq 5\%$. The upper red bar (where present) indicates the fraction of residues that have poor fit to the EM map (all-atom inclusion $< 40\%$). The numeric value is given above the bar.

Mol	Chain	Length	Quality of chain
1	A	2031	
2	B	218	
3	C	215	
4	D	2	
4	E	2	
4	F	2	

The following table lists non-polymeric compounds, carbohydrate monomers and non-standard residues in protein, DNA, RNA chains that are outliers for geometric or electron-density-fit criteria:

Mol	Type	Chain	Res	Chirality	Geometry	Clashes	Electron density
10	PCW	A	2018	-	-	X	-
7	Y01	A	2005	-	-	X	-
8	9Z9	A	2006	-	-	X	-

2 Entry composition i

There are 10 unique types of molecules in this entry. The entry contains 14915 atoms, of which 0 are hydrogens and 0 are deuteriums.

In the tables below, the AltConf column contains the number of residues with at least one atom in alternate conformation and the Trace column contains the number of residues modelled with at most 2 atoms.

- Molecule 1 is a protein called Sodium channel protein type 9 subunit alpha.

Mol	Chain	Residues	Atoms					AltConf	Trace
			Total	C	N	O	S		
1	A	1420	11445	7554	1802	2004	85	0	0

There are 44 discrepancies between the modelled and reference sequences:

Chain	Residue	Modelled	Actual	Comment	Reference
A	-42	MET	-	expression tag	UNP Q15858
A	-41	ALA	-	expression tag	UNP Q15858
A	-40	SER	-	expression tag	UNP Q15858
A	-39	TRP	-	expression tag	UNP Q15858
A	-38	SER	-	expression tag	UNP Q15858
A	-37	HIS	-	expression tag	UNP Q15858
A	-36	PRO	-	expression tag	UNP Q15858
A	-35	GLN	-	expression tag	UNP Q15858
A	-34	PHE	-	expression tag	UNP Q15858
A	-33	GLU	-	expression tag	UNP Q15858
A	-32	LYS	-	expression tag	UNP Q15858
A	-31	GLY	-	expression tag	UNP Q15858
A	-30	GLY	-	expression tag	UNP Q15858
A	-29	GLY	-	expression tag	UNP Q15858
A	-28	ALA	-	expression tag	UNP Q15858
A	-27	ARG	-	expression tag	UNP Q15858
A	-26	GLY	-	expression tag	UNP Q15858
A	-25	GLY	-	expression tag	UNP Q15858
A	-24	SER	-	expression tag	UNP Q15858
A	-23	GLY	-	expression tag	UNP Q15858
A	-22	GLY	-	expression tag	UNP Q15858
A	-21	GLY	-	expression tag	UNP Q15858
A	-20	SER	-	expression tag	UNP Q15858
A	-19	TRP	-	expression tag	UNP Q15858
A	-18	SER	-	expression tag	UNP Q15858
A	-17	HIS	-	expression tag	UNP Q15858
A	-16	PRO	-	expression tag	UNP Q15858
A	-15	GLN	-	expression tag	UNP Q15858

Continued on next page...

Continued from previous page...

Chain	Residue	Modelled	Actual	Comment	Reference
A	-14	PHE	-	expression tag	UNP Q15858
A	-13	GLU	-	expression tag	UNP Q15858
A	-12	LYS	-	expression tag	UNP Q15858
A	-11	GLY	-	expression tag	UNP Q15858
A	-10	PHE	-	expression tag	UNP Q15858
A	-9	ASP	-	expression tag	UNP Q15858
A	-8	TYR	-	expression tag	UNP Q15858
A	-7	LYS	-	expression tag	UNP Q15858
A	-6	ASP	-	expression tag	UNP Q15858
A	-5	ASP	-	expression tag	UNP Q15858
A	-4	ASP	-	expression tag	UNP Q15858
A	-3	ASP	-	expression tag	UNP Q15858
A	-2	LYS	-	expression tag	UNP Q15858
A	-1	GLY	-	expression tag	UNP Q15858
A	0	THR	-	expression tag	UNP Q15858
A	406	LYS	GLU	engineered mutation	UNP Q15858

- Molecule 2 is a protein called Sodium channel subunit beta-1.

Mol	Chain	Residues	Atoms					AltConf	Trace
			Total	C	N	O	S		
2	B	173	1416	902	232	272	10	0	0

- Molecule 3 is a protein called Sodium channel subunit beta-2.

Mol	Chain	Residues	Atoms					AltConf	Trace
			Total	C	N	O	S		
3	C	119	980	615	172	183	10	4	0

- Molecule 4 is an oligosaccharide called 2-acetamido-2-deoxy-beta-D-glucopyranose-(1-4)-2-acetamido-2-deoxy-beta-D-glucopyranose.



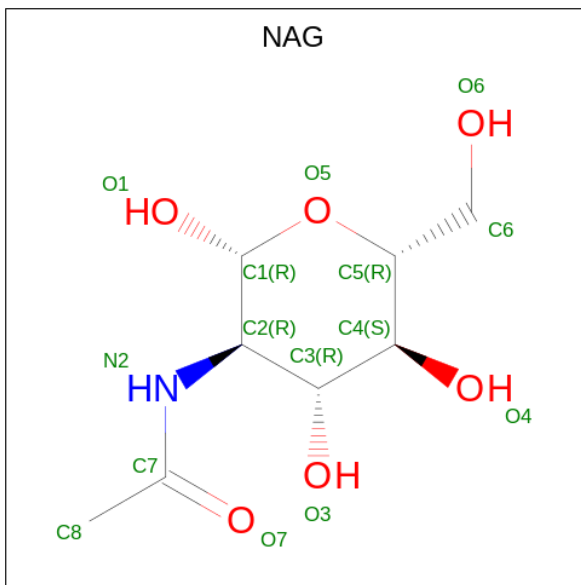
Mol	Chain	Residues	Atoms				AltConf	Trace
			Total	C	N	O		
4	D	2	28	16	2	10	0	0
4	E	2	28	16	2	10	0	0

Continued on next page...

Continued from previous page...

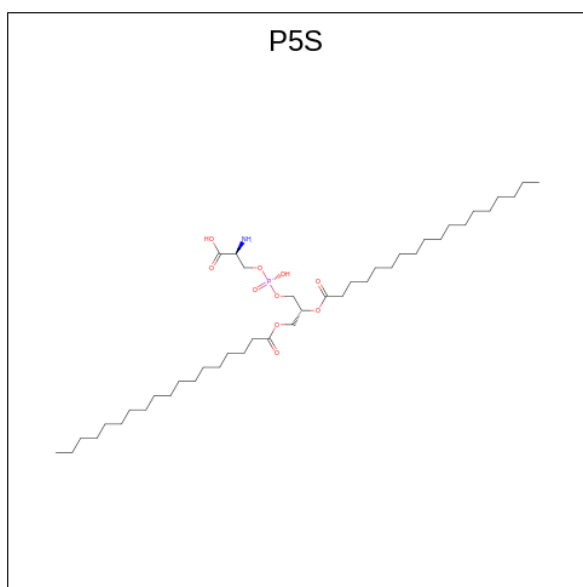
Mol	Chain	Residues	Atoms				AltConf	Trace
			Total	C	N	O		
4	F	2	28	16	2	10	0	0

- Molecule 5 is 2-acetamido-2-deoxy-beta-D-glucopyranose (three-letter code: NAG) (formula: C₈H₁₅NO₆) (labeled as "Ligand of Interest" by depositor).



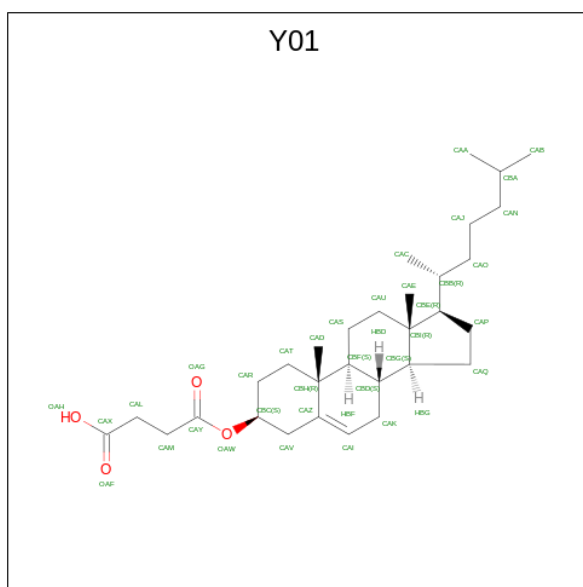
Mol	Chain	Residues	Atoms				AltConf
			Total	C	N	O	
5	A	1	28	16	2	10	0
5	A	1	28	16	2	10	0
5	B	1	42	24	3	15	0
5	B	1	42	24	3	15	0
5	B	1	42	24	3	15	0

- Molecule 6 is O-[(R)-{[(2R)-2,3-bis(octadecanoyloxy)propyl]oxy} (hydroxy)phosphoryl]-L-serine (three-letter code: P5S) (formula: C₄₂H₈₂NO₁₀P).



Mol	Chain	Residues	Atoms				AltConf	
6	A	1	Total	C	N	O	P	0
			110	77	3	27	3	
6	A	1	Total	C	N	O	P	0
			110	77	3	27	3	
6	A	1	Total	C	N	O	P	0
			110	77	3	27	3	

- Molecule 7 is CHOLESTEROL HEMISUCCINATE (three-letter code: Y01) (formula: $C_{31}H_{50}O_4$).



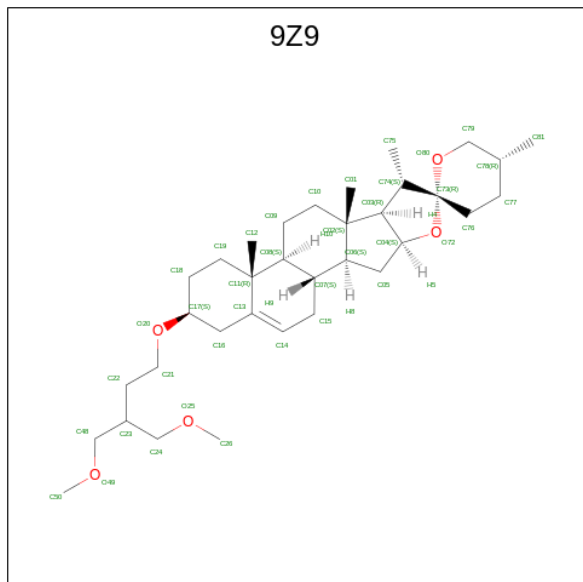
Mol	Chain	Residues	Atoms			AltConf
7	A	1	Total	C	O	
			210	186	24	0

Continued on next page...

Continued from previous page...

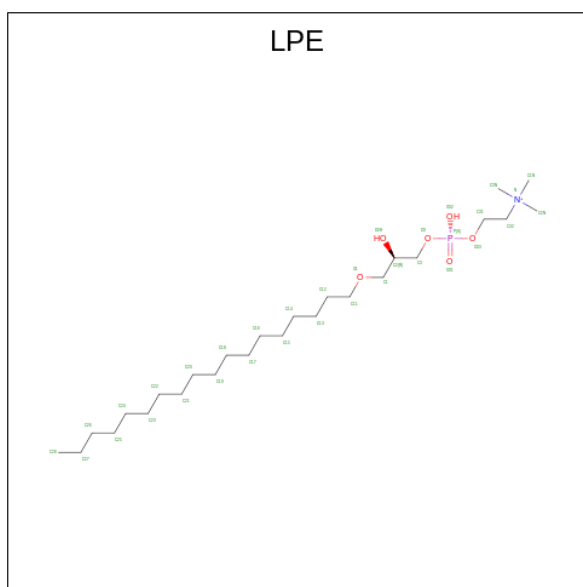
Mol	Chain	Residues	Atoms			AltConf
			Total	C	O	
7	A	1	210	186	24	0
7	A	1	210	186	24	0
7	A	1	210	186	24	0
7	A	1	210	186	24	0
7	A	1	210	186	24	0

- Molecule 8 is (3beta,14beta,17beta,25R)-3-[4-methoxy-3-(methoxymethyl)butoxy]spirost-5-en (three-letter code: 9Z9) (formula: C₃₄H₅₆O₅).



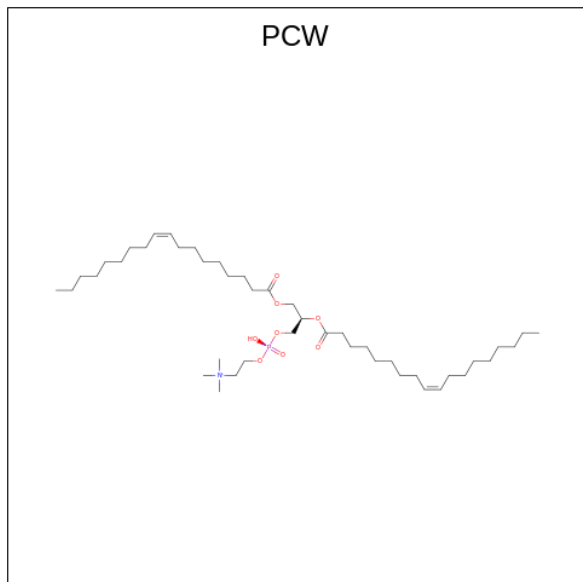
Mol	Chain	Residues	Atoms			AltConf
			Total	C	O	
8	A	1	39	34	5	0

- Molecule 9 is 1-O-OCTADECYL-SN-GLYCERO-3-PHOSPHOCHOLINE (three-letter code: LPE) (formula: C₂₆H₅₇NO₆P).



Mol	Chain	Residues	Atoms					AltConf
			Total	C	N	O	P	
9	A	1	Total 312	208	13	78	13	0
9	A	1	Total 312	208	13	78	13	0
9	A	1	Total 312	208	13	78	13	0
9	A	1	Total 312	208	13	78	13	0
9	A	1	Total 312	208	13	78	13	0
9	A	1	Total 312	208	13	78	13	0
9	A	1	Total 312	208	13	78	13	0
9	A	1	Total 312	208	13	78	13	0
9	A	1	Total 312	208	13	78	13	0
9	A	1	Total 312	208	13	78	13	0
9	A	1	Total 312	208	13	78	13	0
9	A	1	Total 312	208	13	78	13	0
9	B	1	Total 17	9	1	6	1	0

- Molecule 10 is 1,2-DIOLEOYL-SN-GLYCERO-3-PHOSPHOCHOLINE (three-letter code: PCW) (formula: $C_{44}H_{85}NO_8P$).




Mol	Chain	Residues	Atoms					AltConf
			Total	C	N	O	P	
10	A	1	Total 232	C 182	N 5	O 40	P 5	0
10	A	1	Total 232	C 182	N 5	O 40	P 5	0
10	A	1	Total 232	C 182	N 5	O 40	P 5	0
10	A	1	Total 232	C 182	N 5	O 40	P 5	0
10	A	1	Total 232	C 182	N 5	O 40	P 5	0

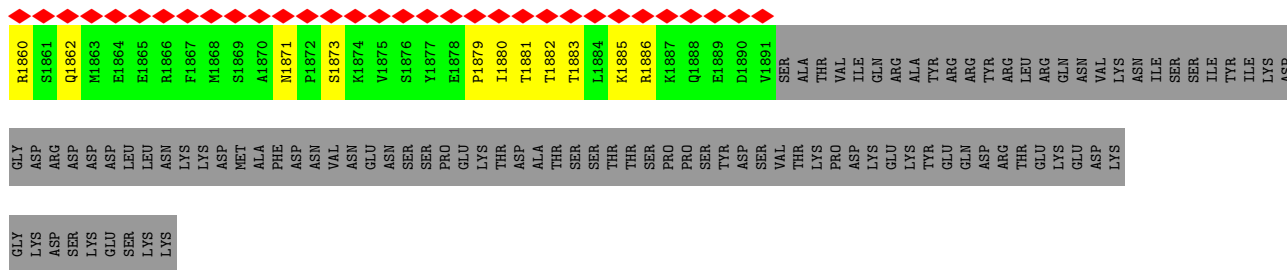
3 Residue-property plots

These plots are drawn for all protein, RNA, DNA and oligosaccharide chains in the entry. The first graphic for a chain summarises the proportions of the various outlier classes displayed in the second graphic. The second graphic shows the sequence view annotated by issues in geometry and atom inclusion in map density. Residues are color-coded according to the number of geometric quality criteria for which they contain at least one outlier: green = 0, yellow = 1, orange = 2 and red = 3 or more. A red diamond above a residue indicates a poor fit to the EM map for this residue (all-atom inclusion < 40%). Stretches of 2 or more consecutive residues without any outlier are shown as a green connector. Residues present in the sample, but not in the model, are shown in grey.


- Molecule 1: Sodium channel protein type 9 subunit alpha



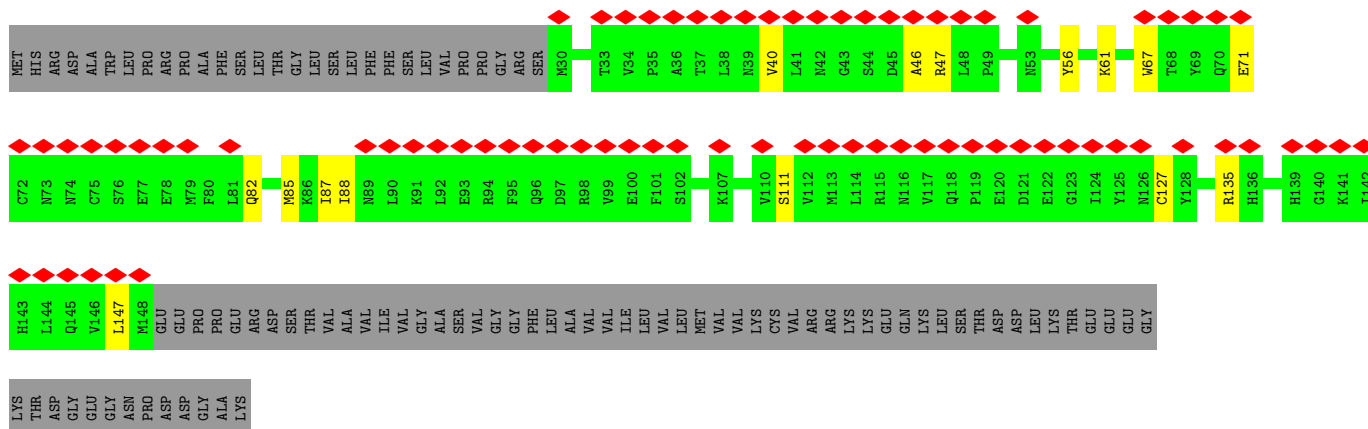
S1800	P1717	I1630	V1530	V1434	F1343	M1258	CYS	H986	H987	Y892	F787	CYS
K1801	H1721	I1631	E1537	V1438	A1344	C1269	GLN	N987	N988	K893	L988	PRO
L1802	P1722	T1632	M1543	V1439	K1346	M1260	ASN	Q989	Q990	E790	TRP	PRO
S1803	M1732	L1633	M1546	F1440	F1347	L1264	ILE	I990	I991	C896	TRP	TRP
D1804	M1735	L1634	V1546	I1441	Y1348	V1271	GLU	ASN	ASN	V897	TRP	TRP
F1805	G1736	L1635	V1552	I1442	E1349	V1274	GLY	PHE	PHE	K998	TRP	TRP
A1806	M1638	L1636	V1552	F1443	E1349	V1274	GLY	LEU	LEU	C903	TRP	TRP
A1807	M1639	L1637	V1552	F1444	C1350	V1274	GLY	TYR	TYR	G995	TRP	TRP
A1808	S1640	L1638	V1552	G1444	I1351	V1274	GLY	GLY	GLY	T904	TRP	TRP
A1809	L1641	L1639	V1552	F1446	R1358	T1277	VAL	LYS	LYS	L905	TRP	TRP
D1810	I1647	L1640	V1552	F1447	M1366	D1282	ARG	ASP	ASP	H909	TRP	TRP
P1811	G1648	L1641	V1552	F1448	R1367	D1282	LEU	ILE	ILE	I919	TRP	TRP
F1812	L1649	L1642	E1561	L1449	R1367	D1282	ASN	GLY	GLY	I999	TRP	TRP
L1813	L1650	V1455	V1564	V1455	L1373	P1285	ARG	PHE	PHE	H1000	TRP	TRP
L1814	L1653	I1457	L1564	I1456	M1374	I1286	SER	SER	SER	I1001	TRP	TRP
L1815	L1653	D1458	H1571	I1457	N1375	S1288	SER	GLY	GLY	Y1002	TRP	TRP
V1758	F1656	M1459	H1571	D1458	V1376	L1289	SER	SER	SER	V923	TRP	TRP
A1816	I1657	M1461	G1577	M1459	S1377	R1290	SER	SER	SER	L924	TRP	TRP
K1817	L1760	M1461	F1460	M1461	V1379	L1292	CYS	ASP	ASP	W928	TRP	TRP
F1818	A1659	M1461	F1460	M1461	V1380	R1293	THR	LYS	LYS	V828	TRP	TRP
M1819	I1762	Q1470	I1580	Q1470	R1381	A1294	VAL	HIS	HIS	N936	TRP	TRP
K1820	F1763	F1661	F1581	Q1470	W1382	L1295	ASP	LEU	LEU	F937	TRP	TRP
V1821	T1767	F1668	D1582	T1475	K1383	R1296	ASN	MET	MET	V832	TRP	TRP
Q1822	E1768	F1688	V1584	T1475	M1384	F1297	GLU	GLU	GLU	V833	TRP	TRP
L1823	E1769	D1673	V1584	Q1478	L1385	L1298	PRO	ASP	ASP	L834	TRP	TRP
I1824	S1770	D1677	V1587	K1479	L1386	R1299	LEU	SER	SER	R835	TRP	TRP
A1825	T1771	D1677	I1587	L1488	V1387	A1300	PRO	SER	SER	Q941	TRP	TRP
M1826	E1772	M1680	L1595	L1488	M1388	L1301	GLY	GLY	GLY	I946	TRP	TRP
D1827	P1773	F1681	A1596	G1489	L1394	R1302	GLY	SER	SER	M950	TRP	TRP
L1828	L1774	E1682	D1597	S1490	G1395	F1303	GLY	PHE	PHE	V951	TRP	TRP
P1829	S1775	T1683	L1598	K1491	Y1396	F1305	ALA	ILE	ILE	R841	TRP	TRP
M1830	S1775	F1684	I1599	K1492	L1397	G1306	GLU	LYS	LYS	V842	TRP	TRP
I1831	E1776	G1685	E1600	P1494	L1398	R1308	ALA	ASN	ASN	F843	TRP	TRP
S1832	D1777	I1689	T1601	K1495	L1400	V1309	GLU	PRO	PRO	K844	TRP	TRP
C1833	F1778	C1690	T1601	I1497	Q1401	M1312	PRO	LEU	LEU	L855	TRP	TRP
D1834	E1780	L1691	T1607	P1498	A1402	I1321	ASP	THR	THR	I856	TRP	TRP
R1835	M1781	I1694	T1607	P1499	T1403	I1321	ASP	THR	THR	K857	TRP	TRP
I1836	F1782	S1697	R1610	P1500	F1405	I1324	VAL	VAL	VAL	V863	TRP	TRP
H1837	Y1783	M1700	V1611	G1501	K1406	V1324	PRO	ARG	ARG	L866	TRP	TRP
C1838	E1784	D1701	V1612	M1502	W1408	L1326	ALA	ALA	ALA	G867	TRP	TRP
L1839	V1785	G1702	R1613	K1503	V1408	V1327	ALA	PRO	PRO	N868	TRP	TRP
D1840	W1786	G1703	R1614	I1504	I1411	C1328	CYS	GLY	GLY	L869	TRP	TRP
I1841	W1786	L1703	R1616	Q1505	I1411	L1329	PHE	GLU	GLU	T870	TRP	TRP
L1842	K1788	P1706	R1617	I1508	D1417	I1330	THR	SER	SER	L871	TRP	TRP
F1843	F1789	I1707	G1618	F1509	M1420	L1333	ASP	ASP	ASP	V872	TRP	TRP
A1844	D1790	M1709	R1619	V1512	K1426	I1334	VAL	VAL	VAL	I876	TRP	TRP
F1845	P1791	M1709	L1620	F1517	K1426	I1337	ASN	ASN	ASN	V877	TRP	TRP
T1846	D1792	P1712	L1621	F1517	Y1429	I1340	ARG	ARG	ARG	F878	TRP	TRP
K1847	A1793	C1526	L1623	L1527	S1430	M1341	PHE	GLU	GLU	I879	TRP	TRP
R1848	T1794	L1527	V1624	L1527	M1433	L1342	CYS	GLU	GLU	F880	TRP	TRP
V1849	Q1795	L1859	V1624	L1527	M1433	L1342	GLU	LEU	LEU	E980	TRP	TRP
L1850	F1796	L1850	V1624	L1527	M1433	L1342	ALA	ALA	ALA	E981	TRP	TRP
G1851	I1797	L1851	V1624	L1527	M1433	L1342	GLU	GLU	GLU	F881	TRP	TRP
E1852	E1798	L1852	V1624	L1527	M1433	L1342	GLU	GLU	GLU	E982	TRP	TRP
G1854	F1799	L1854	V1624	L1527	M1433	L1342	GLU	GLU	GLU	F882	TRP	TRP
E1855	F1799	L1855	V1624	L1527	M1433	L1342	GLU	GLU	GLU	E983	TRP	TRP
M1856	E1799	L1856	V1624	L1527	M1433	L1342	GLU	GLU	GLU	F883	TRP	TRP
D1857	F1799	L1857	V1624	L1527	M1433	L1342	GLU	GLU	GLU	T784	TRP	TRP
S1858	F1799	L1858	V1624	L1527	M1433	L1342	GLU	GLU	GLU	E984	TRP	TRP
L1859	F1799	L1859	V1624	L1527	M1433	L1342	GLU	GLU	GLU	A985	TRP	TRP



• Molecule 2: Sodium channel subunit beta-1



• Molecule 3: Sodium channel subunit beta-2



• Molecule 4: 2-acetamido-2-deoxy-beta-D-glucopyranose-(1-4)-2-acetamido-2-deoxy-beta-D-glucopyranose



• Molecule 4: 2-acetamido-2-deoxy-beta-D-glucopyranose-(1-4)-2-acetamido-2-deoxy-beta-D-glucopyranose

Chain E:  100%

MAG1
MAG2

- Molecule 4: 2-acetamido-2-deoxy-beta-D-glucopyranose-(1-4)-2-acetamido-2-deoxy-beta-D-glucopyranose

Chain F:  100%

MAG1
MAG2

4 Experimental information

Property	Value	Source
EM reconstruction method	SINGLE PARTICLE	Depositor
Imposed symmetry	POINT, C1	Depositor
Number of particles used	1197096	Depositor
Resolution determination method	FSC 0.143 CUT-OFF	Depositor
CTF correction method	PHASE FLIPPING AND AMPLITUDE CORRECTION	Depositor
Microscope	FEI TITAN KRIOS	Depositor
Voltage (kV)	300	Depositor
Electron dose ($e^-/\text{\AA}^2$)	50	Depositor
Minimum defocus (nm)	1500	Depositor
Maximum defocus (nm)	1800	Depositor
Magnification	Not provided	
Image detector	GATAN K3 (6k x 4k)	Depositor
Maximum map value	5.345	Depositor
Minimum map value	-3.549	Depositor
Average map value	0.005	Depositor
Map value standard deviation	0.116	Depositor
Recommended contour level	0.43	Depositor
Map size (Å)	276.48, 276.48, 276.48	wwPDB
Map dimensions	256, 256, 256	wwPDB
Map angles (°)	90.0, 90.0, 90.0	wwPDB
Pixel spacing (Å)	1.08, 1.08, 1.08	Depositor

5 Model quality [i](#)

5.1 Standard geometry [i](#)

Bond lengths and bond angles in the following residue types are not validated in this section: NAG, LPE, 9Z9, PCW, P5S, Y01

The Z score for a bond length (or angle) is the number of standard deviations the observed value is removed from the expected value. A bond length (or angle) with $|Z| > 5$ is considered an outlier worth inspection. RMSZ is the root-mean-square of all Z scores of the bond lengths (or angles).

Mol	Chain	Bond lengths		Bond angles	
		RMSZ	# Z >5	RMSZ	# Z >5
1	A	0.48	0/11719	0.52	0/15869
2	B	0.53	0/1442	0.55	0/1949
3	C	0.36	0/1011	0.59	0/1367
All	All	0.48	0/14172	0.53	0/19185

Chiral center outliers are detected by calculating the chiral volume of a chiral center and verifying if the center is modelled as a planar moiety or with the opposite hand. A planarity outlier is detected by checking planarity of atoms in a peptide group, atoms in a mainchain group or atoms of a sidechain that are expected to be planar.

Mol	Chain	#Chirality outliers	#Planarity outliers
1	A	0	1

There are no bond length outliers.

There are no bond angle outliers.

There are no chirality outliers.

All (1) planarity outliers are listed below:

Mol	Chain	Res	Type	Group
1	A	1712	PRO	Peptide

5.2 Too-close contacts [i](#)

In the following table, the Non-H and H(model) columns list the number of non-hydrogen atoms and hydrogen atoms in the chain respectively. The H(added) column lists the number of hydrogen atoms added and optimized by MolProbity. The Clashes column lists the number of clashes within the asymmetric unit, whereas Symm-Clashes lists symmetry-related clashes.

Mol	Chain	Non-H	H(model)	H(added)	Clashes	Symm-Clashes
1	A	11445	0	11662	539	0
2	B	1416	0	1379	78	0
3	C	980	0	935	17	0
4	D	28	0	25	1	0
4	E	28	0	25	5	0
4	F	28	0	25	6	0
5	A	28	0	26	0	0
5	B	42	0	39	6	0
6	A	110	0	130	24	0
7	A	210	0	294	74	0
8	A	39	0	0	33	0
9	A	312	0	426	58	0
9	B	17	0	19	9	0
10	A	232	0	323	50	0
All	All	14915	0	15308	666	0

The all-atom clashscore is defined as the number of clashes found per 1000 atoms (including hydrogen atoms). The all-atom clashscore for this structure is 22.

All (666) close contacts within the same asymmetric unit are listed below, sorted by their clash magnitude.

Atom-1	Atom-2	Interatomic distance (Å)	Clash overlap (Å)
2:B:178:MET:CE	9:B:304:LPE:H12	1.51	1.41
1:A:1330:ILE:CD1	7:A:2005:Y01:HAB2	1.60	1.32
1:A:1653:LEU:HB3	9:A:2014:LPE:C16	1.60	1.29
1:A:398:LEU:HD23	8:A:2006:9Z9:C75	1.61	1.28
1:A:212:ALA:HB1	7:A:2007:Y01:OAG	1.31	1.27
1:A:950:MET:CE	10:A:2016:PCW:H251	1.68	1.23
1:A:964:LEU:HD22	8:A:2006:9Z9:C05	1.69	1.23
1:A:963:PHE:CE1	8:A:2006:9Z9:C81	2.26	1.18
1:A:1763:PHE:CE2	8:A:2006:9Z9:C19	2.27	1.16
1:A:1653:LEU:CB	9:A:2014:LPE:C16	2.21	1.16
1:A:963:PHE:CZ	8:A:2006:9Z9:C81	2.28	1.15
2:B:178:MET:HE3	9:B:304:LPE:C1	1.77	1.14
1:A:963:PHE:CE1	8:A:2006:9Z9:C77	2.31	1.13
2:B:178:MET:CE	9:B:304:LPE:C1	2.26	1.12
1:A:842:VAL:CG2	7:A:2005:Y01:HAA2	1.79	1.12
1:A:1330:ILE:HD12	7:A:2005:Y01:HAB2	1.16	1.11
1:A:1584:VAL:HG11	10:A:2018:PCW:H181	1.32	1.09
1:A:842:VAL:HG23	7:A:2005:Y01:HAA2	1.29	1.07
1:A:950:MET:HE1	10:A:2016:PCW:H251	1.11	1.07
1:A:398:LEU:CD2	8:A:2006:9Z9:C75	2.34	1.05

Continued on next page...

Continued from previous page...

Atom-1	Atom-2	Interatomic distance (Å)	Clash overlap (Å)
1:A:1634:LEU:HD12	6:A:2017:P5S:H42	1.38	1.02
1:A:1759:ILE:HG21	8:A:2006:9Z9:C09	1.89	1.02
1:A:1759:ILE:HG21	8:A:2006:9Z9:C10	1.87	1.02
1:A:1634:LEU:CD1	6:A:2017:P5S:H42	1.89	1.01
1:A:963:PHE:HE1	8:A:2006:9Z9:C77	1.74	1.00
1:A:398:LEU:HD23	8:A:2006:9Z9:O80	1.61	0.99
1:A:1255:THR:O	7:A:2003:Y01:HAV1	1.64	0.98
1:A:1330:ILE:HD12	7:A:2005:Y01:CAB	1.94	0.95
1:A:1307:MET:HE1	9:A:2023:LPE:C19	1.97	0.95
1:A:876:ILE:HD11	7:A:2007:Y01:HAB1	1.48	0.94
1:A:964:LEU:CD2	8:A:2006:9Z9:C04	2.45	0.93
1:A:1307:MET:CE	9:A:2023:LPE:C19	2.47	0.93
1:A:950:MET:SD	10:A:2016:PCW:C26	2.57	0.93
1:A:1584:VAL:HG11	10:A:2018:PCW:C18	2.00	0.92
1:A:1218:ARG:NH1	9:A:2022:LPE:H3N3	1.83	0.91
1:A:946:ILE:HD13	10:A:2016:PCW:H181	1.52	0.90
1:A:963:PHE:CE1	8:A:2006:9Z9:C78	2.55	0.89
1:A:1254:PHE:CD2	7:A:2004:Y01:HAP2	2.07	0.88
1:A:1638:MET:HB3	6:A:2017:P5S:H44A	1.54	0.88
2:B:178:MET:HE1	9:B:304:LPE:C1	2.01	0.87
1:A:964:LEU:HD21	8:A:2006:9Z9:C04	2.03	0.87
1:A:1653:LEU:HB2	9:A:2014:LPE:C16	2.05	0.86
1:A:1763:PHE:CZ	8:A:2006:9Z9:C19	2.59	0.86
1:A:1683:THR:HG22	1:A:1685:GLY:H	1.39	0.85
1:A:897:CYS:HB2	3:C:56:TYR:CZ	2.11	0.85
2:B:126:LEU:HD21	4:F:1:NAG:H82	1.57	0.85
1:A:964:LEU:CD2	8:A:2006:9Z9:C05	2.56	0.84
1:A:212:ALA:CB	7:A:2007:Y01:HAL2	2.08	0.84
1:A:212:ALA:CB	7:A:2007:Y01:OAG	2.23	0.83
1:A:1301:LEU:HD13	9:A:2014:LPE:C15	2.08	0.83
1:A:898:LYS:HG3	3:C:56:TYR:CE1	2.14	0.82
1:A:950:MET:CE	10:A:2016:PCW:C25	2.54	0.82
1:A:398:LEU:CD2	8:A:2006:9Z9:O80	2.27	0.81
1:A:1329:LEU:HD11	10:A:2013:PCW:H441	1.62	0.81
2:B:178:MET:HE3	9:B:304:LPE:H12	0.82	0.81
1:A:1301:LEU:HD13	9:A:2014:LPE:H152	1.61	0.81
1:A:1584:VAL:CG1	10:A:2018:PCW:H181	2.11	0.80
1:A:1254:PHE:CE2	7:A:2004:Y01:HAP2	2.17	0.80
1:A:212:ALA:HB3	7:A:2007:Y01:HAL2	1.64	0.80
2:B:89:ARG:NH2	5:B:302:NAG:C8	2.45	0.80
2:B:89:ARG:HH22	5:B:302:NAG:C8	1.95	0.79

Continued on next page...

Continued from previous page...

Atom-1	Atom-2	Interatomic distance (Å)	Clash overlap (Å)
1:A:1304:PHE:CE2	9:A:2023:LPE:C19	2.65	0.79
1:A:1330:ILE:HD11	7:A:2005:Y01:HAJ1	1.65	0.79
1:A:964:LEU:HD22	8:A:2006:9Z9:C04	2.08	0.79
1:A:1374:MET:HG2	1:A:1380:VAL:HG23	1.64	0.78
1:A:1759:ILE:HD13	8:A:2006:9Z9:C10	2.14	0.78
1:A:897:CYS:HB2	3:C:56:TYR:OH	1.84	0.77
1:A:963:PHE:CZ	8:A:2006:9Z9:C77	2.67	0.77
1:A:1722:PRO:HB3	2:B:103:ASP:HB2	1.67	0.77
1:A:903:CYS:CB	3:C:135:ARG:HE	1.98	0.76
1:A:1211:PHE:CE2	9:A:2023:LPE:H311	2.21	0.76
2:B:31:VAL:HG23	2:B:34:MET:HB2	1.69	0.75
1:A:1584:VAL:HG21	10:A:2018:PCW:H161	1.68	0.75
1:A:24:GLU:HA	1:A:27:ILE:HD12	1.69	0.74
4:E:1:NAG:H4	4:E:2:NAG:O7	1.87	0.74
1:A:249:MET:HA	1:A:252:THR:HG22	1.68	0.74
1:A:1330:ILE:HD11	7:A:2005:Y01:CAJ	2.17	0.74
1:A:1737:ILE:HD11	9:A:2011:LPE:O1	1.87	0.74
1:A:1330:ILE:HD11	7:A:2005:Y01:HAB2	1.65	0.74
1:A:398:LEU:HB3	8:A:2006:9Z9:C75	2.18	0.73
1:A:755:VAL:HG13	7:A:2005:Y01:CAN	2.18	0.73
1:A:968:LEU:HD11	8:A:2006:9Z9:C15	2.18	0.73
1:A:963:PHE:CD1	8:A:2006:9Z9:C81	2.71	0.73
1:A:1333:LEU:HD22	7:A:2030:Y01:HAA1	1.70	0.72
1:A:897:CYS:N	3:C:56:TYR:OH	2.23	0.72
1:A:1264:LEU:HD11	7:A:2003:Y01:HAA1	1.70	0.72
1:A:1499:ARG:NH2	1:A:1500:PRO:O	2.18	0.72
1:A:822:GLU:HB3	1:A:834:LEU:HD22	1.72	0.71
1:A:1218:ARG:HH12	9:A:2022:LPE:H3N3	1.55	0.71
1:A:389:GLY:HA2	1:A:393:LEU:HD23	1.71	0.71
1:A:135:THR:HG21	1:A:162:ILE:HG21	1.73	0.71
2:B:124:TYR:CE2	4:F:2:NAG:H82	2.25	0.70
1:A:903:CYS:HB3	3:C:135:ARG:HE	1.56	0.70
1:A:1185:CYS:HA	1:A:1188:ILE:HG22	1.74	0.70
1:A:1712:PRO:HB3	1:A:1717:PRO:HD3	1.74	0.70
1:A:1682:GLU:OE1	2:B:20:GLY:N	2.24	0.70
1:A:1254:PHE:HD2	7:A:2004:Y01:HAP2	1.58	0.69
1:A:963:PHE:CE2	8:A:2006:9Z9:C81	2.76	0.69
1:A:396:LEU:HD13	1:A:1633:LEU:HD13	1.75	0.68
1:A:1634:LEU:HD12	6:A:2017:P5S:C42	2.21	0.68
1:A:1321:ILE:HA	1:A:1324:VAL:HG22	1.75	0.68
1:A:1641:LEU:HD22	9:A:2019:LPE:H151	1.76	0.68

Continued on next page...

Continued from previous page...

Atom-1	Atom-2	Interatomic distance (Å)	Clash overlap (Å)
1:A:20:LEU:HA	1:A:23:ILE:HD12	1.76	0.68
1:A:1209:LEU:HD11	1:A:1296:ARG:HB3	1.76	0.68
1:A:1298:LEU:HD21	9:A:2015:LPE:H132	1.76	0.68
1:A:1307:MET:HE3	9:A:2023:LPE:C19	2.22	0.68
1:A:182:THR:HG22	1:A:185:ARG:HG2	1.76	0.68
1:A:1426:LYS:HB2	1:A:1429:TYR:HB2	1.74	0.67
1:A:845:LEU:HD21	7:A:2005:Y01:HAA1	1.77	0.67
1:A:1617:ILE:CG1	10:A:2018:PCW:H261	2.24	0.67
1:A:1738:PHE:CE2	9:A:2014:LPE:H1N2	2.30	0.67
1:A:1797:ILE:HD11	1:A:1801:LYS:HD2	1.76	0.66
1:A:1211:PHE:HE2	9:A:2023:LPE:H2N2	1.61	0.66
1:A:1505:GLN:HA	1:A:1508:ILE:HD12	1.76	0.66
1:A:1813:LEU:HD11	1:A:1845:PHE:HB3	1.76	0.65
1:A:787:PHE:O	1:A:791:MET:HG2	1.95	0.65
1:A:1295:LEU:HD11	9:A:2015:LPE:H192	1.78	0.65
1:A:1634:LEU:HD13	6:A:2017:P5S:H42	1.76	0.65
1:A:1258:TRP:CZ3	9:A:2015:LPE:H21	2.31	0.65
2:B:112:THR:H	2:B:115:HIS:CD2	2.14	0.65
6:A:2017:P5S:H22	10:A:2018:PCW:H131	1.79	0.65
1:A:1494:GLN:HE21	10:A:2018:PCW:H83	1.60	0.65
2:B:57:TRP:HB2	2:B:71:LEU:HG	1.77	0.65
1:A:259:PHE:HZ	1:A:388:LEU:HD13	1.62	0.64
1:A:276:PHE:HE2	1:A:280:LEU:HD11	1.62	0.64
1:A:212:ALA:HB3	7:A:2007:Y01:CAL	2.25	0.64
1:A:1205:SER:HB2	1:A:1296:ARG:HD3	1.79	0.64
1:A:1384:ASN:OD1	1:A:1388:ASN:ND2	2.30	0.64
2:B:108:ILE:HD11	2:B:115:HIS:CD2	2.32	0.64
1:A:177:CYS:HB2	1:A:184:LEU:HD12	1.80	0.63
2:B:124:TYR:CE2	4:F:2:NAG:C8	2.82	0.63
1:A:736:CYS:O	1:A:740:ILE:HG12	1.98	0.63
1:A:887:LEU:HD11	7:A:2007:Y01:HAT1	1.81	0.63
6:A:2002:P5S:H50	9:A:2025:LPE:H122	1.81	0.63
1:A:1182:ARG:NH1	1:A:1247:ALA:O	2.28	0.63
1:A:755:VAL:HG13	7:A:2005:Y01:HAN2	1.79	0.63
2:B:116:SER:HB2	2:B:146:VAL:HG12	1.80	0.63
1:A:845:LEU:CD2	7:A:2005:Y01:HAA1	2.29	0.62
1:A:1219:LYS:HZ1	9:A:2023:LPE:H3N2	1.63	0.62
1:A:1377:SER:OG	1:A:1378:GLN:N	2.32	0.62
1:A:1759:ILE:CG2	8:A:2006:9Z9:C10	2.73	0.62
1:A:212:ALA:CB	7:A:2007:Y01:CAL	2.78	0.62
1:A:839:LEU:HB3	1:A:1334:ILE:HD12	1.81	0.62

Continued on next page...

Continued from previous page...

Atom-1	Atom-2	Interatomic distance (Å)	Clash overlap (Å)
1:A:1430:SER:OG	1:A:1433:MET:SD	2.57	0.62
1:A:1738:PHE:HD2	9:A:2014:LPE:H2N3	1.65	0.62
1:A:755:VAL:HG13	7:A:2005:Y01:HAN1	1.81	0.62
4:E:1:NAG:H4	4:E:2:NAG:C7	2.29	0.62
1:A:1494:GLN:NE2	10:A:2018:PCW:H83	2.14	0.62
1:A:281:GLU:OE2	1:A:281:GLU:N	2.31	0.61
1:A:1509:PHE:HA	1:A:1512:VAL:HG12	1.81	0.61
9:A:2010:LPE:H121	9:A:2012:LPE:O32	2.00	0.61
1:A:1398:SER:HB2	1:A:1411:ILE:HD13	1.81	0.61
1:A:1613:ARG:HH21	1:A:1616:ARG:HH12	1.48	0.61
1:A:750:ILE:HD11	1:A:790:GLU:HG3	1.82	0.61
1:A:941:GLN:HE22	10:A:2016:PCW:H52	1.66	0.60
1:A:897:CYS:CB	3:C:56:TYR:OH	2.49	0.60
1:A:1254:PHE:O	1:A:1260:TRP:NE1	2.32	0.60
1:A:1358:ARG:NH2	1:A:1417:ASP:OD2	2.35	0.60
1:A:1490:SER:HA	1:A:1492:LYS:HE2	1.82	0.60
1:A:1759:ILE:CG2	8:A:2006:9Z9:C09	2.74	0.60
7:A:2007:Y01:HAE2	7:A:2007:Y01:HAC1	1.84	0.60
2:B:76:GLU:OE2	2:B:99:LYS:N	2.34	0.60
1:A:248:VAL:HG22	1:A:1633:LEU:HD11	1.83	0.60
7:A:2004:Y01:HAC1	7:A:2004:Y01:HAE2	1.84	0.60
7:A:2009:Y01:HAC1	7:A:2009:Y01:HAE2	1.83	0.60
1:A:1218:ARG:CZ	9:A:2022:LPE:H3N3	2.31	0.60
2:B:72:ARG:NH2	2:B:74:GLU:OE1	2.33	0.60
2:B:29:GLU:N	2:B:29:GLU:OE1	2.34	0.60
1:A:1638:MET:HE3	9:A:2020:LPE:H131	1.84	0.60
9:A:2012:LPE:H112	7:A:2030:Y01:HAO1	1.84	0.60
1:A:1257:ALA:HB1	9:A:2015:LPE:H31	1.84	0.59
1:A:876:ILE:HD11	7:A:2007:Y01:CAB	2.27	0.59
1:A:1301:LEU:HD13	9:A:2014:LPE:H151	1.82	0.59
1:A:1348:TYR:HB3	1:A:1382:TRP:CE2	2.37	0.59
1:A:1396:TYR:HB3	10:A:2013:PCW:H181	1.83	0.59
7:A:2005:Y01:HAE2	7:A:2005:Y01:HAC1	1.84	0.59
1:A:1880:ILE:HG13	1:A:1881:THR:HG22	1.85	0.59
7:A:2003:Y01:HAE2	7:A:2003:Y01:HAC1	1.83	0.59
2:B:42:SER:O	2:B:125:ARG:NH2	2.36	0.59
1:A:90:VAL:HG21	1:A:120:ILE:HG21	1.83	0.59
1:A:903:CYS:HB2	3:C:135:ARG:HE	1.66	0.59
1:A:1219:LYS:NZ	9:A:2023:LPE:C3N	2.65	0.59
1:A:106:LEU:HA	1:A:178:VAL:HG11	1.84	0.59
1:A:149:PRO:O	1:A:152:THR:OG1	2.20	0.59

Continued on next page...

Continued from previous page...

Atom-1	Atom-2	Interatomic distance (Å)	Clash overlap (Å)
1:A:1624:VAL:HG21	6:A:2017:P5S:H29A	1.84	0.59
1:A:843:PHE:CD1	1:A:856:ILE:HD11	2.37	0.59
1:A:1706:PRO:O	1:A:1709:ASN:ND2	2.37	0.58
1:A:264:LEU:O	1:A:268:MET:HB2	2.03	0.58
1:A:276:PHE:CE2	1:A:280:LEU:HD11	2.39	0.58
1:A:1763:PHE:CE2	8:A:2006:9Z9:C18	2.86	0.58
1:A:1301:LEU:CD1	9:A:2014:LPE:H152	2.32	0.58
1:A:1680:ASN:ND2	1:A:1682:GLU:OE2	2.37	0.58
2:B:53:THR:HB	2:B:101:LEU:H	1.69	0.58
1:A:878:PHE:O	1:A:881:ALA:HB3	2.04	0.58
1:A:1584:VAL:HG21	10:A:2018:PCW:C16	2.31	0.58
1:A:395:ASN:ND2	1:A:1758:VAL:HB	2.18	0.58
1:A:1333:LEU:HD22	7:A:2030:Y01:CAA	2.34	0.58
9:A:2010:LPE:C19	9:A:2012:LPE:H111	2.33	0.58
1:A:880:PHE:HE1	7:A:2007:Y01:HAC2	1.68	0.58
2:B:112:THR:H	2:B:115:HIS:HD2	1.49	0.58
1:A:866:LEU:HD23	1:A:965:ALA:HB1	1.86	0.58
1:A:219:LEU:HD21	7:A:2007:Y01:HAQ1	1.86	0.57
1:A:1219:LYS:NZ	9:A:2023:LPE:H3N2	2.20	0.57
1:A:1634:LEU:CD1	6:A:2017:P5S:C42	2.75	0.57
1:A:1700:TRP:CD2	1:A:1744:ILE:HD11	2.39	0.57
1:A:994:ARG:HA	1:A:997:LYS:HD2	1.84	0.57
1:A:1387:VAL:O	1:A:1398:SER:HB3	2.04	0.57
1:A:215:THR:HG22	7:A:2007:Y01:HAK2	1.85	0.57
1:A:950:MET:CE	10:A:2016:PCW:H222	2.34	0.57
2:B:178:MET:HE1	9:B:304:LPE:O1	2.04	0.57
1:A:1491:LYS:HB3	1:A:1493:PRO:HD3	1.87	0.57
6:A:2017:P5S:C35	6:A:2017:P5S:C46	2.83	0.57
2:B:178:MET:CE	9:B:304:LPE:C2	2.81	0.57
1:A:1653:LEU:HD21	9:A:2023:LPE:H182	1.86	0.57
1:A:388:LEU:HD11	6:A:2017:P5S:H34	1.87	0.57
9:A:2021:LPE:H3N1	9:A:2022:LPE:H32	1.87	0.57
1:A:356:ARG:NH2	1:A:362:TYR:O	2.38	0.57
1:A:841:ARG:HB3	1:A:844:LYS:HE3	1.86	0.57
1:A:1288:SER:O	1:A:1291:THR:OG1	2.23	0.57
1:A:271:LEU:HD12	1:A:343:SER:HA	1.87	0.56
1:A:923:VAL:HG23	1:A:928:TRP:HB3	1.85	0.56
1:A:1348:TYR:CE2	1:A:1384:ASN:HB2	2.40	0.56
1:A:1502:ASN:HD22	1:A:1505:GLN:HG3	1.70	0.56
3:C:61:LYS:HA	3:C:85:MET:HG2	1.87	0.56
1:A:259:PHE:CZ	1:A:388:LEU:HD13	2.41	0.56

Continued on next page...

Continued from previous page...

Atom-1	Atom-2	Interatomic distance (Å)	Clash overlap (Å)
2:B:89:ARG:NH2	5:B:302:NAG:H83	2.18	0.56
1:A:1377:SER:OG	4:D:1:NAG:H83	2.05	0.56
2:B:78:LEU:HD12	2:B:92:TRP:HB2	1.87	0.56
1:A:26:ARG:NH1	1:A:83:ALA:O	2.40	0.55
2:B:113:TYR:HA	2:B:146:VAL:HG11	1.89	0.55
1:A:1494:GLN:HE21	10:A:2018:PCW:C8	2.19	0.55
1:A:219:LEU:HD21	7:A:2007:Y01:CAQ	2.37	0.55
1:A:1253:TYR:CE2	1:A:1259:CYS:HB3	2.41	0.55
1:A:1367:ARG:HG3	1:A:1382:TRP:CD2	2.41	0.55
1:A:968:LEU:HD11	8:A:2006:9Z9:C14	2.37	0.55
1:A:1517:PHE:HZ	1:A:1561:GLU:HB2	1.71	0.55
1:A:876:ILE:CD1	7:A:2007:Y01:HAB1	2.30	0.54
1:A:1351:ILE:HD13	1:A:1383:LYS:HD3	1.89	0.54
2:B:178:MET:CE	9:B:304:LPE:O2H	2.55	0.54
2:B:152:ARG:NH1	2:B:160:GLU:OE1	2.37	0.54
1:A:1457:ILE:HG13	1:A:1458:ASP:N	2.21	0.54
1:A:266:LEU:O	1:A:1610:ARG:NH1	2.41	0.54
1:A:345:ASP:HB3	1:A:1537:GLU:HB3	1.89	0.54
1:A:1844:ALA:O	1:A:1848:ARG:NH1	2.40	0.54
1:A:842:VAL:HG23	7:A:2005:Y01:CAA	2.20	0.54
9:A:2021:LPE:H2N2	9:A:2022:LPE:H111	1.89	0.54
2:B:89:ARG:NH1	2:B:110:ASN:HB3	2.23	0.54
1:A:286:LEU:HD11	1:A:333:ILE:HG21	1.89	0.53
1:A:988:LEU:O	1:A:992:VAL:HG23	2.09	0.53
1:A:1304:PHE:CD2	9:A:2023:LPE:C19	2.90	0.53
1:A:1470:GLN:HB3	1:A:1479:LYS:NZ	2.24	0.53
1:A:1581:PHE:O	1:A:1585:VAL:HG23	2.08	0.53
1:A:300:ARG:HG2	1:A:305:TYR:HB2	1.89	0.53
1:A:336:ASN:HB3	1:A:337:PRO:HD2	1.90	0.53
1:A:784:THR:HG23	1:A:838:ARG:HH12	1.73	0.53
1:A:1381:ARG:HH12	1:A:1383:LYS:HD2	1.74	0.53
1:A:1558:PHE:O	1:A:1561:GLU:HG3	2.09	0.53
2:B:124:TYR:CZ	4:F:2:NAG:H82	2.43	0.53
1:A:146:ASN:OD1	1:A:147:ASN:N	2.42	0.53
2:B:66:GLU:OE2	2:B:67:PHE:N	2.42	0.53
1:A:819:SER:HA	1:A:834:LEU:HD21	1.90	0.53
1:A:1254:PHE:HD2	7:A:2004:Y01:CAP	2.22	0.53
1:A:973:SER:HA	1:A:976:LEU:HG	1.89	0.53
9:A:2022:LPE:H11	9:A:2023:LPE:H1N3	1.91	0.53
1:A:1366:ASN:HD22	4:E:1:NAG:C7	2.22	0.52
2:B:71:LEU:HB3	2:B:80:LEU:HD12	1.91	0.52

Continued on next page...

Continued from previous page...

Atom-1	Atom-2	Interatomic distance (Å)	Clash overlap (Å)
1:A:164:THR:HG22	1:A:196:ILE:HD11	1.92	0.52
1:A:14:HIS:CE1	1:A:70:MET:HG2	2.45	0.52
1:A:92:ASN:HB3	1:A:96:THR:HB	1.91	0.52
1:A:1254:PHE:CD2	7:A:2004:Y01:CAP	2.89	0.52
1:A:1584:VAL:HG11	10:A:2018:PCW:C16	2.40	0.52
1:A:1707:ILE:HD12	1:A:1740:PHE:HE2	1.74	0.52
1:A:1606:PRO:O	1:A:1610:ARG:HG2	2.09	0.52
1:A:771:GLU:HA	1:A:774:ASN:HD21	1.75	0.52
1:A:1298:LEU:CD1	9:A:2014:LPE:H151	2.40	0.52
1:A:1599:ILE:HD11	1:A:1612:ILE:HD12	1.90	0.52
1:A:25:GLN:O	1:A:29:GLU:HG2	2.10	0.52
1:A:139:ASN:ND2	1:A:220:ARG:HD3	2.24	0.52
1:A:393:LEU:O	1:A:397:ILE:HG12	2.09	0.52
1:A:1738:PHE:CD2	9:A:2014:LPE:H2N3	2.43	0.52
2:B:167:ILE:O	2:B:171:THR:HG23	2.09	0.52
1:A:1441:ILE:O	1:A:1445:SER:N	2.40	0.52
1:A:1577:GLY:H	10:A:2018:PCW:H51	1.75	0.52
1:A:176:PHE:CZ	1:A:184:LEU:HD11	2.45	0.52
1:A:928:TRP:CD1	1:A:952:MET:HE3	2.45	0.52
1:A:1803:SER:HB3	1:A:1820:LYS:HD3	1.92	0.52
3:C:67:TRP:CZ2	3:C:127:CYS:HB3	2.45	0.52
2:B:91:VAL:HG12	2:B:92:TRP:N	2.25	0.51
1:A:1443:PHE:O	1:A:1447:PHE:N	2.42	0.51
1:A:1607:THR:O	1:A:1611:VAL:HG23	2.09	0.51
1:A:1617:ILE:HD11	10:A:2018:PCW:C27	2.40	0.51
1:A:1640:SER:HB2	1:A:1761:GLU:HG3	1.91	0.51
1:A:1785:VAL:HG23	1:A:1788:LYS:HD3	1.92	0.51
3:C:47:ARG:NH2	3:C:111[B]:SER:OG	2.43	0.51
1:A:898:LYS:HG3	3:C:56:TYR:HE1	1.69	0.51
1:A:1219:LYS:HZ3	9:A:2023:LPE:C3N	2.23	0.51
1:A:1794:THR:HG23	1:A:1796:PHE:H	1.76	0.51
7:A:2009:Y01:HAE2	7:A:2009:Y01:CAC	2.41	0.51
1:A:1324:VAL:HG11	1:A:1455:VAL:HG21	1.93	0.51
2:B:39:LEU:HA	2:B:105:SER:HB2	1.93	0.51
1:A:106:LEU:H	1:A:178:VAL:HG21	1.76	0.51
1:A:1384:ASN:OD1	1:A:1385:LEU:N	2.44	0.51
1:A:919:ILE:O	1:A:923:VAL:HG12	2.11	0.50
1:A:391:PHE:CZ	1:A:1754:MET:HB3	2.45	0.50
1:A:1504:ILE:HG13	1:A:1505:GLN:N	2.26	0.50
4:E:1:NAG:C4	4:E:2:NAG:C7	2.89	0.50
1:A:1282:ASP:HA	1:A:1287:LYS:HE3	1.92	0.50

Continued on next page...

Continued from previous page...

Atom-1	Atom-2	Interatomic distance (Å)	Clash overlap (Å)
9:A:2012:LPE:H3N2	7:A:2030:Y01:HAV1	1.93	0.50
2:B:108:ILE:HD11	2:B:115:HIS:CG	2.46	0.50
1:A:248:VAL:HG21	1:A:400:VAL:HG11	1.93	0.50
1:A:325:PRO:HB2	2:B:129:PHE:HZ	1.76	0.50
1:A:398:LEU:HD23	8:A:2006:9Z9:C73	2.40	0.50
1:A:748:LEU:O	1:A:752:ILE:HG12	2.12	0.50
1:A:1502:ASN:HB3	1:A:1505:GLN:HB2	1.93	0.50
1:A:92:ASN:OD1	1:A:93:LYS:N	2.45	0.50
1:A:320:ASP:HB2	9:A:2021:LPE:H1N2	1.93	0.50
1:A:1497:ILE:HD12	1:A:1497:ILE:H	1.76	0.50
1:A:388:LEU:CD1	6:A:2017:P5S:H34	2.42	0.50
1:A:892:TYR:O	1:A:893:LYS:C	2.49	0.50
1:A:1588:ILE:HD11	10:A:2027:PCW:H242	1.94	0.50
1:A:1638:MET:CB	6:A:2017:P5S:H44A	2.33	0.50
1:A:86:LYS:HB3	1:A:102:ALA:HB3	1.93	0.50
1:A:897:CYS:HB2	3:C:56:TYR:CE1	2.46	0.50
1:A:969:SER:O	1:A:972:SER:OG	2.28	0.50
1:A:1242:LEU:HD23	6:A:2002:P5S:H56B	1.94	0.50
9:A:2010:LPE:O2H	7:A:2030:Y01:HAR2	2.12	0.50
1:A:82:TYR:HA	1:A:85:LYS:HE2	1.93	0.49
1:A:950:MET:SD	10:A:2016:PCW:C25	2.99	0.49
1:A:1217:GLU:O	1:A:1220:LYS:NZ	2.40	0.49
1:A:1502:ASN:OD1	1:A:1503:LYS:N	2.45	0.49
1:A:294:GLU:OE1	1:A:294:GLU:N	2.45	0.49
1:A:1653:LEU:CD1	9:A:2014:LPE:C16	2.90	0.49
7:A:2007:Y01:HAE2	7:A:2007:Y01:CAC	2.41	0.49
1:A:251:LEU:HB2	1:A:1630:ILE:HD12	1.94	0.49
1:A:394:ILE:O	1:A:398:LEU:HD13	2.12	0.49
1:A:1285:PRO:O	1:A:1289:LEU:N	2.42	0.49
6:A:2002:P5S:H42	9:A:2026:LPE:O32	2.12	0.49
1:A:1558:PHE:CD2	1:A:1619:ARG:HD2	2.46	0.49
1:A:1843:PHE:HE2	1:A:1859:LEU:HD23	1.78	0.49
1:A:963:PHE:CE1	8:A:2006:9Z9:C79	2.95	0.49
1:A:1330:ILE:HD11	7:A:2005:Y01:HAJ2	1.91	0.49
1:A:1442:ILE:O	1:A:1446:PHE:N	2.45	0.49
1:A:167:SER:OG	1:A:192:ASP:OD1	2.28	0.49
1:A:1290:ARG:O	1:A:1293:ARG:CB	2.61	0.49
1:A:1330:ILE:CD1	7:A:2005:Y01:HAJ1	2.40	0.49
1:A:989:GLN:O	1:A:993:THR:HG23	2.13	0.48
1:A:1302:SER:O	1:A:1308:ARG:NH1	2.45	0.48
1:A:277:ARG:O	1:A:278:ASN:ND2	2.47	0.48

Continued on next page...

Continued from previous page...

Atom-1	Atom-2	Interatomic distance (Å)	Clash overlap (Å)
1:A:391:PHE:CE1	1:A:1754:MET:HB3	2.48	0.48
1:A:863:VAL:HG12	1:A:863:VAL:O	2.12	0.48
1:A:936:MET:HG2	1:A:941:GLN:HA	1.96	0.48
1:A:1402:VAL:HA	1:A:1408:TRP:HB3	1.95	0.48
2:B:36:PHE:HE2	2:B:144:ILE:HD12	1.76	0.48
2:B:78:LEU:CD1	2:B:92:TRP:HB2	2.43	0.48
1:A:139:ASN:HD21	1:A:220:ARG:HD3	1.77	0.48
7:A:2004:Y01:HAE2	7:A:2004:Y01:CAC	2.41	0.48
1:A:950:MET:SD	10:A:2016:PCW:H251	2.53	0.48
1:A:349:TRP:CZ3	10:A:2016:PCW:H321	2.48	0.48
1:A:766:HIS:CD2	1:A:1345:GLY:HA3	2.49	0.48
1:A:12:PHE:HB3	1:A:70:MET:SD	2.54	0.48
1:A:267:PHE:HA	1:A:270:ASN:HD22	1.78	0.48
1:A:272:LYS:O	1:A:274:LYS:HG3	2.14	0.48
1:A:755:VAL:HG22	7:A:2005:Y01:HAN2	1.95	0.48
1:A:1304:PHE:HE2	9:A:2023:LPE:C19	2.24	0.48
7:A:2009:Y01:HAC1	7:A:2009:Y01:HAU2	1.96	0.48
1:A:765:HIS:CE1	1:A:768:MET:HG2	2.49	0.48
1:A:1394:LEU:HD22	10:A:2013:PCW:H121	1.96	0.48
1:A:177:CYS:HA	1:A:182:THR:HG21	1.95	0.48
7:A:2003:Y01:HAC1	7:A:2003:Y01:HAU2	1.96	0.48
7:A:2007:Y01:HAC1	7:A:2007:Y01:HAU2	1.96	0.48
2:B:127:LEU:HB3	2:B:129:PHE:CE2	2.48	0.48
1:A:51:SER:O	1:A:51:SER:OG	2.30	0.48
1:A:1214:ILE:HG22	2:B:22:VAL:HG21	1.96	0.48
1:A:1578:TRP:CH2	6:A:2017:P5S:C26	2.97	0.48
1:A:1701:ASP:N	1:A:1701:ASP:OD1	2.45	0.48
1:A:1732:ASN:HB3	1:A:1735:VAL:HG12	1.96	0.48
7:A:2009:Y01:OAG	7:A:2009:Y01:HAV2	2.14	0.48
1:A:100:PHE:HE1	1:A:174:ARG:HG2	1.79	0.47
1:A:251:LEU:HD13	1:A:1630:ILE:HG23	1.96	0.47
1:A:1494:GLN:OE1	1:A:1495:LYS:N	2.47	0.47
10:A:2016:PCW:H42	10:A:2016:PCW:H83	1.62	0.47
1:A:1246:ILE:HD13	6:A:2002:P5S:H51	1.96	0.47
1:A:1661:PHE:CD2	9:A:2014:LPE:H311	2.49	0.47
2:B:126:LEU:CD2	4:F:1:NAG:H82	2.36	0.47
2:B:76:GLU:OE2	2:B:98:THR:N	2.46	0.47
1:A:300:ARG:NH2	1:A:309:SER:O	2.46	0.47
1:A:1307:MET:HE2	1:A:1649:LEU:HB3	1.96	0.47
1:A:1348:TYR:HB3	1:A:1382:TRP:CZ2	2.50	0.47
1:A:1404:THR:O	1:A:1406:LYS:HG2	2.14	0.47

Continued on next page...

Continued from previous page...

Atom-1	Atom-2	Interatomic distance (Å)	Clash overlap (Å)
1:A:999:ILE:HA	1:A:1002:VAL:HG22	1.96	0.47
1:A:1258:TRP:CZ3	9:A:2015:LPE:C2	2.98	0.47
1:A:1333:LEU:HB2	7:A:2030:Y01:HAA1	1.95	0.47
7:A:2004:Y01:HAC1	7:A:2004:Y01:HAU2	1.96	0.47
1:A:991:ALA:O	1:A:995:ILE:HG12	2.14	0.47
1:A:9:PRO:HA	1:A:63:TYR:HA	1.96	0.47
1:A:762:ALA:HB2	1:A:1337:ILE:HD11	1.96	0.47
1:A:1189:VAL:HA	1:A:1194:PHE:CD2	2.50	0.47
1:A:1195:GLU:O	1:A:1199:VAL:HG23	2.14	0.47
1:A:1624:VAL:HG12	1:A:1631:ARG:HG2	1.96	0.47
1:A:53:LEU:HD21	1:A:78:LEU:HG	1.96	0.47
1:A:1290:ARG:O	1:A:1293:ARG:HB3	2.15	0.47
1:A:1613:ARG:HE	1:A:1616:ARG:NH1	2.13	0.47
1:A:1617:ILE:HD11	10:A:2018:PCW:H261	1.97	0.47
1:A:1700:TRP:CG	1:A:1744:ILE:HD11	2.50	0.47
9:A:2010:LPE:HO21	7:A:2030:Y01:HAR2	1.79	0.47
7:A:2030:Y01:HAP1	7:A:2030:Y01:HAO2	1.36	0.47
1:A:834:LEU:O	1:A:836:SER:N	2.48	0.47
1:A:950:MET:HE1	10:A:2016:PCW:H222	1.96	0.47
1:A:1650:LEU:HD11	9:A:2014:LPE:H132	1.96	0.47
1:A:1578:TRP:CH2	6:A:2017:P5S:H26	2.50	0.47
1:A:1373:LEU:HA	1:A:1376:VAL:HG12	1.97	0.46
7:A:2003:Y01:HAE2	7:A:2003:Y01:CAC	2.41	0.46
7:A:2005:Y01:HAC1	7:A:2005:Y01:HAU2	1.96	0.46
1:A:786:ILE:O	1:A:790:GLU:HG2	2.15	0.46
1:A:1527:LEU:HA	1:A:1530:VAL:HG12	1.96	0.46
1:A:12:PHE:CE2	1:A:63:TYR:HB3	2.50	0.46
1:A:1340:VAL:O	1:A:1344:ALA:HB2	2.15	0.46
1:A:398:LEU:CB	8:A:2006:9Z9:C75	2.89	0.46
1:A:896:VAL:CG1	1:A:905:LEU:HD23	2.45	0.46
4:E:1:NAG:C4	4:E:2:NAG:O7	2.60	0.46
1:A:120:ILE:O	1:A:124:VAL:HG22	2.15	0.46
1:A:946:ILE:CD1	10:A:2016:PCW:H181	2.35	0.46
7:A:2005:Y01:HAE2	7:A:2005:Y01:CAC	2.41	0.46
10:A:2013:PCW:H242	10:A:2013:PCW:H283	1.96	0.46
6:A:2029:P5S:H20A	6:A:2029:P5S:H1A	1.74	0.46
1:A:73:GLU:H	1:A:90:VAL:HG13	1.81	0.46
1:A:115:LEU:HD12	1:A:115:LEU:H	1.81	0.46
1:A:417:LYS:O	1:A:421:LEU:HG	2.16	0.46
1:A:1232:ILE:HD11	2:B:163:MET:HA	1.98	0.46
1:A:1836:ILE:HG23	1:A:1841:ILE:HD11	1.98	0.46

Continued on next page...

Continued from previous page...

Atom-1	Atom-2	Interatomic distance (Å)	Clash overlap (Å)
7:A:2005:Y01:HAV2	7:A:2005:Y01:OAG	2.14	0.46
1:A:100:PHE:CE1	1:A:174:ARG:HG2	2.51	0.46
1:A:1240:GLU:OE2	1:A:1244:LYS:HD2	2.15	0.46
1:A:1324:VAL:HA	1:A:1327:VAL:HG12	1.97	0.46
1:A:1656:PHE:O	1:A:1660:ILE:HG12	2.16	0.46
10:A:2027:PCW:H341	10:A:2027:PCW:H371	1.56	0.46
1:A:156:GLU:OE2	1:A:220:ARG:NH1	2.47	0.46
1:A:1491:LYS:C	1:A:1493:PRO:HD3	2.36	0.46
2:B:46:ARG:O	2:B:49:THR:HG22	2.15	0.46
2:B:112:THR:N	2:B:115:HIS:HD2	2.12	0.46
1:A:413:ILE:HG22	1:A:417:LYS:HZ3	1.80	0.46
1:A:1435:ILE:O	1:A:1438:VAL:HG22	2.16	0.46
1:A:1504:ILE:HG13	1:A:1505:GLN:H	1.81	0.46
1:A:1800:SER:O	1:A:1803:SER:OG	2.34	0.46
1:A:396:LEU:HD23	1:A:396:LEU:HA	1.75	0.45
1:A:743:ASP:HB3	1:A:987:ASN:HD21	1.80	0.45
1:A:1274:VAL:HA	1:A:1277:THR:HG22	1.98	0.45
1:A:1658:TYR:CE1	9:A:2014:LPE:H312	2.51	0.45
1:A:741:VAL:HG23	1:A:746:VAL:HG11	1.97	0.45
1:A:1488:LEU:HD11	10:A:2018:PCW:H12	1.98	0.45
1:A:1882:THR:HG23	1:A:1885:LYS:H	1.81	0.45
2:B:112:THR:HG23	2:B:114:ASN:H	1.81	0.45
2:B:178:MET:HE1	9:B:304:LPE:O2H	2.16	0.45
1:A:77:ASP:OD2	1:A:87:THR:OG1	2.28	0.45
1:A:834:LEU:O	1:A:837:PHE:N	2.48	0.45
1:A:1180:ASN:HB3	2:B:182:TYR:HE1	1.81	0.45
1:A:1218:ARG:CZ	9:A:2022:LPE:C3N	2.95	0.45
2:B:71:LEU:HD21	2:B:106:ILE:HG21	1.98	0.45
1:A:1346:LYS:HG2	1:A:1420:ASN:O	2.16	0.45
1:A:1543:MET:HA	1:A:1546:VAL:HG12	1.98	0.45
1:A:1597:ASP:O	1:A:1601:THR:HG23	2.17	0.45
1:A:1859:LEU:HD12	1:A:1862:GLN:HE21	1.81	0.45
10:A:2027:PCW:H42	10:A:2027:PCW:H63	1.59	0.45
2:B:89:ARG:HH22	5:B:302:NAG:H81	1.79	0.45
1:A:125:HIS:CE1	1:A:127:LEU:HD23	2.51	0.45
1:A:262:ILE:HG12	1:A:1614:LEU:HD11	1.98	0.45
1:A:325:PRO:HD3	2:B:46:ARG:HD3	1.97	0.45
1:A:1525:ILE:HD11	1:A:1622:ARG:HD3	1.99	0.45
10:A:2018:PCW:H31	10:A:2027:PCW:H31	1.98	0.45
2:B:89:ARG:HH22	5:B:302:NAG:H82	1.79	0.45
1:A:1243:LEU:HD11	2:B:174:LEU:HD21	1.99	0.45

Continued on next page...

Continued from previous page...

Atom-1	Atom-2	Interatomic distance (Å)	Clash overlap (Å)
1:A:1228:TYR:CD1	2:B:163:MET:HE1	2.52	0.45
1:A:1615:ALA:HA	10:A:2018:PCW:H252	1.99	0.45
9:A:2014:LPE:H311	9:A:2014:LPE:H3N2	1.68	0.45
1:A:201:LEU:O	1:A:205:VAL:HG12	2.17	0.44
7:A:2030:Y01:HAS2	7:A:2030:Y01:HAE1	1.81	0.44
1:A:728:PRO:HG2	1:A:730:TRP:HB3	1.99	0.44
1:A:743:ASP:HB2	1:A:744:PRO:HD3	1.99	0.44
1:A:924:LEU:HD21	1:A:955:GLY:HA3	1.99	0.44
9:A:2021:LPE:C3N	9:A:2022:LPE:H32	2.48	0.44
1:A:952:MET:O	1:A:956:ASN:HB2	2.17	0.44
1:A:1508:ILE:HG23	1:A:1564:LEU:HD22	1.99	0.44
1:A:392:TYR:CZ	1:A:1637:LEU:HB2	2.52	0.44
1:A:1213:ASP:OD1	1:A:1683:THR:HG23	2.16	0.44
1:A:1296:ARG:HG3	1:A:1299:ARG:NH2	2.32	0.44
1:A:231:LEU:HA	1:A:231:LEU:HD23	1.65	0.44
1:A:304:TYR:HB2	1:A:328:TYR:CE2	2.53	0.44
1:A:1305:GLU:HG3	1:A:1308:ARG:HH21	1.82	0.44
1:A:1617:ILE:HD11	10:A:2018:PCW:C26	2.47	0.44
1:A:1691:LEU:HA	1:A:1691:LEU:HD23	1.74	0.44
2:B:93:ASN:HB2	2:B:107:PHE:HB2	1.99	0.44
1:A:215:THR:CG2	7:A:2007:Y01:HAK2	2.48	0.44
1:A:869:LEU:O	1:A:872:VAL:HG22	2.18	0.44
1:A:934:ASP:O	1:A:938:VAL:HG22	2.17	0.44
1:A:1202:ILE:HG21	1:A:1300:ALA:HB2	1.98	0.44
1:A:1460:PHE:HD2	1:A:1756:ILE:HG21	1.82	0.44
2:B:101:LEU:HD23	2:B:101:LEU:HA	1.74	0.44
1:A:270:ASN:O	1:A:272:LYS:N	2.44	0.44
1:A:747:ASP:OD1	1:A:987:ASN:HB3	2.17	0.44
1:A:1182:ARG:NH1	1:A:1248:TYR:O	2.51	0.44
1:A:1595:LEU:O	1:A:1599:ILE:HG13	2.18	0.44
1:A:395:ASN:HD21	1:A:1758:VAL:HB	1.83	0.44
1:A:952:MET:HB2	1:A:952:MET:HE2	1.68	0.44
1:A:963:PHE:HB2	1:A:1446:PHE:HE1	1.83	0.44
1:A:1286:ILE:HD12	1:A:1286:ILE:H	1.83	0.44
1:A:1440:PHE:O	1:A:1441:ILE:C	2.55	0.44
1:A:1552:VAL:O	1:A:1556:ILE:HG22	2.17	0.44
1:A:1583:PHE:HA	1:A:1586:VAL:HG12	2.00	0.44
1:A:150:ASP:HA	1:A:153:LYS:HE2	1.99	0.43
1:A:361:ASP:OD2	1:A:928:TRP:CD1	2.71	0.43
1:A:984:ASP:OD1	1:A:990:ILE:HD11	2.18	0.43
7:A:2005:Y01:HAN2	7:A:2005:Y01:HAC3	2.00	0.43

Continued on next page...

Continued from previous page...

Atom-1	Atom-2	Interatomic distance (Å)	Clash overlap (Å)
1:A:63:TYR:CE1	1:A:78:LEU:HD21	2.53	0.43
1:A:137:LEU:O	1:A:141:ILE:HG12	2.18	0.43
1:A:1381:ARG:NH1	1:A:1383:LYS:HD2	2.32	0.43
2:B:46:ARG:NE	2:B:48:GLU:OE2	2.37	0.43
2:B:89:ARG:NH2	5:B:302:NAG:H81	2.30	0.43
7:A:2009:Y01:HAN2	7:A:2009:Y01:HAC3	2.00	0.43
1:A:1271:VAL:HA	1:A:1274:VAL:HG12	1.99	0.43
1:A:757:ASN:HA	1:A:783:PHE:CE2	2.53	0.43
1:A:1326:LEU:HD23	1:A:1326:LEU:HA	1.71	0.43
1:A:1580:ILE:HG22	10:A:2018:PCW:H121	2.00	0.43
1:A:1831:VAL:HA	1:A:1879:PRO:HA	2.00	0.43
1:A:1329:LEU:HD23	1:A:1329:LEU:HA	1.77	0.43
1:A:267:PHE:HA	1:A:270:ASN:ND2	2.34	0.43
1:A:832:SER:HB2	1:A:1342:LEU:HD21	1.99	0.43
1:A:1492:LYS:N	1:A:1493:PRO:HD3	2.33	0.43
1:A:65:ASP:HA	1:A:95:LYS:HZ1	1.84	0.43
1:A:146:ASN:O	1:A:148:PRO:HD3	2.19	0.43
1:A:180:GLU:HA	1:A:185:ARG:HH22	1.84	0.43
1:A:950:MET:HE2	10:A:2016:PCW:C22	2.49	0.43
1:A:980:GLU:H	1:A:980:GLU:CD	2.22	0.43
2:B:107:PHE:CE1	2:B:109:THR:HG22	2.53	0.43
1:A:12:PHE:HE2	1:A:63:TYR:HB3	1.84	0.43
1:A:755:VAL:HG21	7:A:2005:Y01:HAC3	2.00	0.43
1:A:1349:GLU:HG3	1:A:1351:ILE:HG23	2.00	0.43
1:A:1442:ILE:O	1:A:1443:PHE:C	2.58	0.43
1:A:817:THR:O	1:A:821:VAL:HG23	2.19	0.43
1:A:845:LEU:HD22	7:A:2005:Y01:CAA	2.49	0.43
1:A:905:LEU:HB3	1:A:909:HIS:ND1	2.33	0.43
1:A:924:LEU:HD23	1:A:924:LEU:HA	1.66	0.43
1:A:1189:VAL:HG11	1:A:1244:LYS:HG2	2.00	0.43
1:A:1798:GLU:HG3	1:A:1801:LYS:H	1.84	0.43
2:B:58:THR:CG2	2:B:120:GLU:HB2	2.49	0.43
3:C:87:ILE:HD13	3:C:87:ILE:HA	1.78	0.43
1:A:876:ILE:HD13	1:A:876:ILE:HA	1.87	0.42
1:A:1634:LEU:CD1	6:A:2017:P5S:H40	2.49	0.42
1:A:1673:ASP:N	1:A:1673:ASP:OD1	2.52	0.42
2:B:31:VAL:HG11	2:B:150:ALA:HB2	2.01	0.42
2:B:60:ARG:HD2	2:B:65:GLU:HA	2.00	0.42
1:A:30:ARG:HD2	1:A:31:LYS:HZ2	1.84	0.42
1:A:78:LEU:H	1:A:89:ILE:HD12	1.85	0.42
1:A:214:ARG:NH1	1:A:217:ARG:HB2	2.34	0.42

Continued on next page...

Continued from previous page...

Atom-1	Atom-2	Interatomic distance (Å)	Clash overlap (Å)
1:A:348:SER:HB2	10:A:2016:PCW:H332	2.01	0.42
1:A:415:GLU:HG3	1:A:419:LYS:HE2	2.01	0.42
1:A:972:SER:O	1:A:975:ASN:N	2.52	0.42
1:A:1653:LEU:HD13	9:A:2014:LPE:C16	2.49	0.42
1:A:1871:ASN:OD1	1:A:1873:SER:OG	2.29	0.42
3:C:82:GLN:O	3:C:88:ILE:HB	2.19	0.42
1:A:743:ASP:O	1:A:747:ASP:CB	2.68	0.42
1:A:857:LYS:HD3	1:A:857:LYS:HA	1.75	0.42
1:A:950:MET:HE2	10:A:2016:PCW:H251	1.82	0.42
1:A:1457:ILE:HG13	1:A:1458:ASP:H	1.85	0.42
1:A:1694:ILE:CG2	1:A:1703:LEU:HD12	2.50	0.42
2:B:91:VAL:CG1	2:B:92:TRP:N	2.83	0.42
1:A:938:VAL:HG23	1:A:939:ALA:N	2.34	0.42
1:A:938:VAL:HG23	1:A:939:ALA:H	1.84	0.42
1:A:1290:ARG:HH22	1:A:1293:ARG:NH2	2.18	0.42
1:A:1624:VAL:HG21	6:A:2017:P5S:C29	2.50	0.42
1:A:1701:ASP:OD1	1:A:1702:GLY:N	2.47	0.42
2:B:170:LEU:HD23	2:B:170:LEU:HA	1.72	0.42
1:A:73:GLU:N	1:A:90:VAL:HG13	2.34	0.42
1:A:193:PHE:O	1:A:197:VAL:HG22	2.20	0.42
1:A:845:LEU:CD2	7:A:2005:Y01:CAA	2.96	0.42
1:A:142:PHE:HE2	1:A:151:TRP:HZ3	1.68	0.42
1:A:1326:LEU:HD13	7:A:2005:Y01:HAQ2	2.00	0.42
1:A:1475:THR:HG23	1:A:1478:GLN:OE1	2.20	0.42
1:A:1571:HIS:CE1	6:A:2029:P5S:HN	2.38	0.42
1:A:1596:ALA:HA	1:A:1599:ILE:HD12	2.02	0.42
2:B:122:HIS:ND1	2:B:139:VAL:HG22	2.35	0.42
1:A:1189:VAL:HA	1:A:1194:PHE:HD2	1.85	0.42
1:A:1329:LEU:O	1:A:1396:TYR:OH	2.37	0.42
1:A:1668:TYR:HB3	1:A:1721:HIS:NE2	2.34	0.42
1:A:1860:ARG:HA	1:A:1860:ARG:HD2	1.91	0.42
1:A:1441:ILE:O	1:A:1442:ILE:C	2.58	0.42
1:A:1457:ILE:O	1:A:1461:ASN:N	2.51	0.42
1:A:1617:ILE:HG13	10:A:2018:PCW:H261	2.00	0.42
10:A:2028:PCW:H211	10:A:2028:PCW:H182	1.59	0.42
1:A:381:PHE:O	1:A:385:VAL:HG23	2.20	0.42
1:A:1677:ASP:OD1	2:B:46:ARG:NH2	2.49	0.42
1:A:408:GLN:O	1:A:409:ASN:C	2.58	0.41
1:A:420:GLU:OE2	1:A:424:GLN:NE2	2.53	0.41
1:A:903:CYS:HB3	3:C:135:ARG:NE	2.28	0.41
1:A:1785:VAL:O	1:A:1788:LYS:HG2	2.20	0.41

Continued on next page...

Continued from previous page...

Atom-1	Atom-2	Interatomic distance (Å)	Clash overlap (Å)
1:A:743:ASP:O	1:A:747:ASP:HB2	2.20	0.41
2:B:48:GLU:HG2	2:B:49:THR:N	2.35	0.41
1:A:748:LEU:HA	1:A:748:LEU:HD12	1.84	0.41
1:A:1330:ILE:HD13	1:A:1330:ILE:HA	1.91	0.41
1:A:1406:LYS:HG3	1:A:1697:SER:O	2.20	0.41
10:A:2018:PCW:H41	10:A:2018:PCW:H73	1.57	0.41
1:A:59:LEU:HD12	1:A:60:PRO:HD2	2.01	0.41
1:A:142:PHE:CZ	1:A:155:VAL:HG11	2.55	0.41
1:A:398:LEU:HD23	8:A:2006:9Z9:C74	2.41	0.41
1:A:1587:ILE:HD13	1:A:1587:ILE:HA	1.91	0.41
1:A:1647:ILE:HG21	1:A:1754:MET:HG3	2.02	0.41
1:A:1685:GLY:O	1:A:1689:ILE:HG12	2.21	0.41
1:A:1815:ILE:HG21	1:A:1822:GLN:NE2	2.35	0.41
1:A:1831:VAL:HG12	1:A:1835:ARG:O	2.21	0.41
1:A:1881:THR:OG1	1:A:1882:THR:N	2.54	0.41
2:B:70:ILE:HG13	2:B:71:LEU:N	2.35	0.41
3:C:40:VAL:HG11	3:C:46:ALA:HB2	2.03	0.41
1:A:92:ASN:CG	1:A:94:GLY:H	2.24	0.41
1:A:1617:ILE:HA	1:A:1620:ILE:HD13	2.03	0.41
7:A:2007:Y01:HAE1	7:A:2007:Y01:HAS2	1.81	0.41
10:A:2013:PCW:H222	10:A:2013:PCW:H251	1.76	0.41
2:B:176:ALA:O	2:B:179:ILE:HG22	2.20	0.41
1:A:274:LYS:HB3	1:A:303:PHE:HD2	1.86	0.41
9:A:2026:LPE:H3N2	9:A:2026:LPE:H312	1.72	0.41
1:A:397:ILE:O	1:A:401:VAL:HG22	2.20	0.41
1:A:1757:ALA:O	1:A:1761:GLU:HG2	2.20	0.41
1:A:313:LEU:HD12	1:A:313:LEU:HA	1.82	0.41
1:A:405:TYR:HE2	1:A:409:ASN:HD21	1.69	0.41
1:A:755:VAL:CG1	7:A:2005:Y01:HAN2	2.47	0.41
1:A:1289:LEU:HD12	1:A:1289:LEU:HA	1.94	0.41
7:A:2009:Y01:HAE1	7:A:2009:Y01:HAS2	1.81	0.41
2:B:72:ARG:HH21	2:B:74:GLU:CD	2.24	0.41
1:A:270:ASN:O	1:A:273:HIS:CD2	2.74	0.41
1:A:856:ILE:HD13	1:A:856:ILE:HA	1.79	0.41
1:A:1557:LEU:HD12	1:A:1557:LEU:HA	1.67	0.41
1:A:1617:ILE:CD1	10:A:2018:PCW:H261	2.50	0.41
1:A:1641:LEU:HA	1:A:1641:LEU:HD23	1.85	0.41
10:A:2013:PCW:H161	10:A:2013:PCW:H19	1.79	0.41
2:B:39:LEU:HD23	2:B:41:ILE:HD11	2.03	0.41
2:B:161:ILE:HD13	2:B:161:ILE:HA	1.93	0.41
1:A:366:LEU:HD12	1:A:366:LEU:HA	1.89	0.41

Continued on next page...

Continued from previous page...

Atom-1	Atom-2	Interatomic distance (Å)	Clash overlap (Å)
1:A:786:ILE:HD13	1:A:786:ILE:HA	1.90	0.41
1:A:1246:ILE:HD11	6:A:2002:P5S:H56A	2.02	0.41
1:A:1381:ARG:O	1:A:1383:LYS:N	2.54	0.41
2:B:53:THR:CG2	2:B:101:LEU:HB2	2.51	0.41
1:A:1298:LEU:HD12	9:A:2014:LPE:H151	2.03	0.40
1:A:1578:TRP:CZ3	6:A:2017:P5S:H26	2.55	0.40
1:A:1703:LEU:HA	1:A:1703:LEU:HD23	1.86	0.40
1:A:1707:ILE:HG21	1:A:1736:GLY:HA3	2.03	0.40
1:A:116:ARG:NE	1:A:173:ALA:O	2.49	0.40
1:A:1502:ASN:ND2	1:A:1505:GLN:HG3	2.33	0.40
2:B:85:ARG:O	2:B:115:HIS:HE1	2.04	0.40
2:B:124:TYR:CE2	4:F:2:NAG:H81	2.55	0.40
1:A:30:ARG:O	1:A:34:GLU:HG2	2.22	0.40
1:A:306:LEU:HD23	1:A:306:LEU:HA	1.85	0.40
1:A:1309:VAL:HA	1:A:1312:ASN:ND2	2.36	0.40
1:A:1491:LYS:NZ	10:A:2027:PCW:H83	2.36	0.40
1:A:1883:THR:HA	1:A:1886:ARG:NH2	2.36	0.40
1:A:272:LYS:HG3	1:A:336:ASN:HD22	1.86	0.40
1:A:819:SER:HA	1:A:834:LEU:HD11	2.03	0.40
1:A:855:LEU:HA	1:A:855:LEU:HD12	1.83	0.40
1:A:868:ASN:O	1:A:871:LEU:HB3	2.22	0.40
1:A:1400:LEU:HD22	10:A:2013:PCW:H212	2.03	0.40
1:A:1470:GLN:HB3	1:A:1479:LYS:HZ1	1.86	0.40
1:A:1488:LEU:HA	1:A:1491:LYS:HE2	2.03	0.40
1:A:1638:MET:CE	9:A:2020:LPE:H131	2.50	0.40
1:A:1759:ILE:HD11	8:A:2006:9Z9:C75	2.50	0.40
1:A:766:HIS:HB3	1:A:767:PRO:HD3	2.04	0.40
1:A:813:SER:HA	1:A:816:VAL:HG12	2.03	0.40
1:A:928:TRP:NE1	1:A:952:MET:HE3	2.35	0.40
1:A:1448:THR:OG1	1:A:1449:LEU:N	2.55	0.40
1:A:1564:LEU:HD23	1:A:1564:LEU:HA	1.72	0.40

There are no symmetry-related clashes.

5.3 Torsion angles [i](#)

5.3.1 Protein backbone [i](#)

In the following table, the Percentiles column shows the percent Ramachandran outliers of the chain as a percentile score with respect to all PDB entries followed by that with respect to all EM entries.

The Analysed column shows the number of residues for which the backbone conformation was analysed, and the total number of residues.

Mol	Chain	Analysed	Favoured	Allowed	Outliers	Percentiles	
1	A	1412/2031 (70%)	1300 (92%)	112 (8%)	0	100	100
2	B	171/218 (78%)	153 (90%)	18 (10%)	0	100	100
3	C	120/215 (56%)	116 (97%)	4 (3%)	0	100	100
All	All	1703/2464 (69%)	1569 (92%)	134 (8%)	0	100	100

There are no Ramachandran outliers to report.

5.3.2 Protein sidechains [i](#)

In the following table, the Percentiles column shows the percent sidechain outliers of the chain as a percentile score with respect to all PDB entries followed by that with respect to all EM entries.

The Analysed column shows the number of residues for which the sidechain conformation was analysed, and the total number of residues.

Mol	Chain	Analysed	Rotameric	Outliers	Percentiles	
1	A	1268/1809 (70%)	1267 (100%)	1 (0%)	93	98
2	B	157/190 (83%)	155 (99%)	2 (1%)	69	86
3	C	114/193 (59%)	112 (98%)	2 (2%)	59	81
All	All	1539/2192 (70%)	1534 (100%)	5 (0%)	92	97

All (5) residues with a non-rotameric sidechain are listed below:

Mol	Chain	Res	Type
1	A	182	THR
2	B	109	THR
2	B	113	TYR
3	C	71	GLU
3	C	147	LEU

Sometimes sidechains can be flipped to improve hydrogen bonding and reduce clashes. All (20) such sidechains are listed below:

Mol	Chain	Res	Type
1	A	139	ASN
1	A	278	ASN

Continued on next page...

Continued from previous page...

Mol	Chain	Res	Type
1	A	336	ASN
1	A	365	ASN
1	A	368	GLN
1	A	425	GLN
1	A	780	ASN
1	A	941	GLN
1	A	1191	HIS
1	A	1341	ASN
1	A	1686	ASN
1	A	1693	GLN
1	A	1709	ASN
2	B	102	GLN
2	B	115	HIS
2	B	134	HIS
3	C	53	ASN
3	C	70	GLN
3	C	82	GLN
3	C	118	GLN

5.3.3 RNA [i](#)

There are no RNA molecules in this entry.

5.4 Non-standard residues in protein, DNA, RNA chains [i](#)

There are no non-standard protein/DNA/RNA residues in this entry.

5.5 Carbohydrates [i](#)

6 monosaccharides are modelled in this entry.

In the following table, the Counts columns list the number of bonds (or angles) for which Mogul statistics could be retrieved, the number of bonds (or angles) that are observed in the model and the number of bonds (or angles) that are defined in the Chemical Component Dictionary. The Link column lists molecule types, if any, to which the group is linked. The Z score for a bond length (or angle) is the number of standard deviations the observed value is removed from the expected value. A bond length (or angle) with $|Z| > 2$ is considered an outlier worth inspection. RMSZ is the root-mean-square of all Z scores of the bond lengths (or angles).

Mol	Type	Chain	Res	Link	Bond lengths			Bond angles		
					Counts	RMSZ	# Z > 2	Counts	RMSZ	# Z > 2
4	NAG	D	1	1,4	14,14,15	0.22	0	17,19,21	0.46	0

Mol	Type	Chain	Res	Link	Bond lengths			Bond angles		
					Counts	RMSZ	# Z > 2	Counts	RMSZ	# Z > 2
4	NAG	D	2	4	14,14,15	0.30	0	17,19,21	0.71	1 (5%)
4	NAG	E	1	1,4	14,14,15	0.31	0	17,19,21	0.89	1 (5%)
4	NAG	E	2	4	14,14,15	0.27	0	17,19,21	0.90	1 (5%)
4	NAG	F	1	2,4	14,14,15	0.57	0	17,19,21	1.19	2 (11%)
4	NAG	F	2	4	14,14,15	0.66	0	17,19,21	1.19	1 (5%)

In the following table, the Chirals column lists the number of chiral outliers, the number of chiral centers analysed, the number of these observed in the model and the number defined in the Chemical Component Dictionary. Similar counts are reported in the Torsion and Rings columns. '-' means no outliers of that kind were identified.

Mol	Type	Chain	Res	Link	Chirals	Torsions	Rings
4	NAG	D	1	1,4	-	2/6/23/26	0/1/1/1
4	NAG	D	2	4	-	0/6/23/26	0/1/1/1
4	NAG	E	1	1,4	-	3/6/23/26	0/1/1/1
4	NAG	E	2	4	-	0/6/23/26	0/1/1/1
4	NAG	F	1	2,4	-	2/6/23/26	0/1/1/1
4	NAG	F	2	4	-	2/6/23/26	0/1/1/1

There are no bond length outliers.

All (6) bond angle outliers are listed below:

Mol	Chain	Res	Type	Atoms	Z	Observed(°)	Ideal(°)
4	E	1	NAG	C4-C3-C2	-2.91	106.75	111.02
4	E	2	NAG	C4-C3-C2	-2.83	106.87	111.02
4	F	1	NAG	C1-O5-C5	2.73	115.89	112.19
4	F	1	NAG	C3-C4-C5	-2.63	105.55	110.24
4	F	2	NAG	C4-C3-C2	-2.40	107.50	111.02
4	D	2	NAG	O5-C1-C2	-2.03	108.09	111.29

There are no chirality outliers.

All (9) torsion outliers are listed below:

Mol	Chain	Res	Type	Atoms
4	E	1	NAG	O7-C7-N2-C2
4	E	1	NAG	C8-C7-N2-C2
4	F	2	NAG	C4-C5-C6-O6
4	F	2	NAG	O5-C5-C6-O6
4	E	1	NAG	O5-C5-C6-O6

Continued on next page...

Continued from previous page...

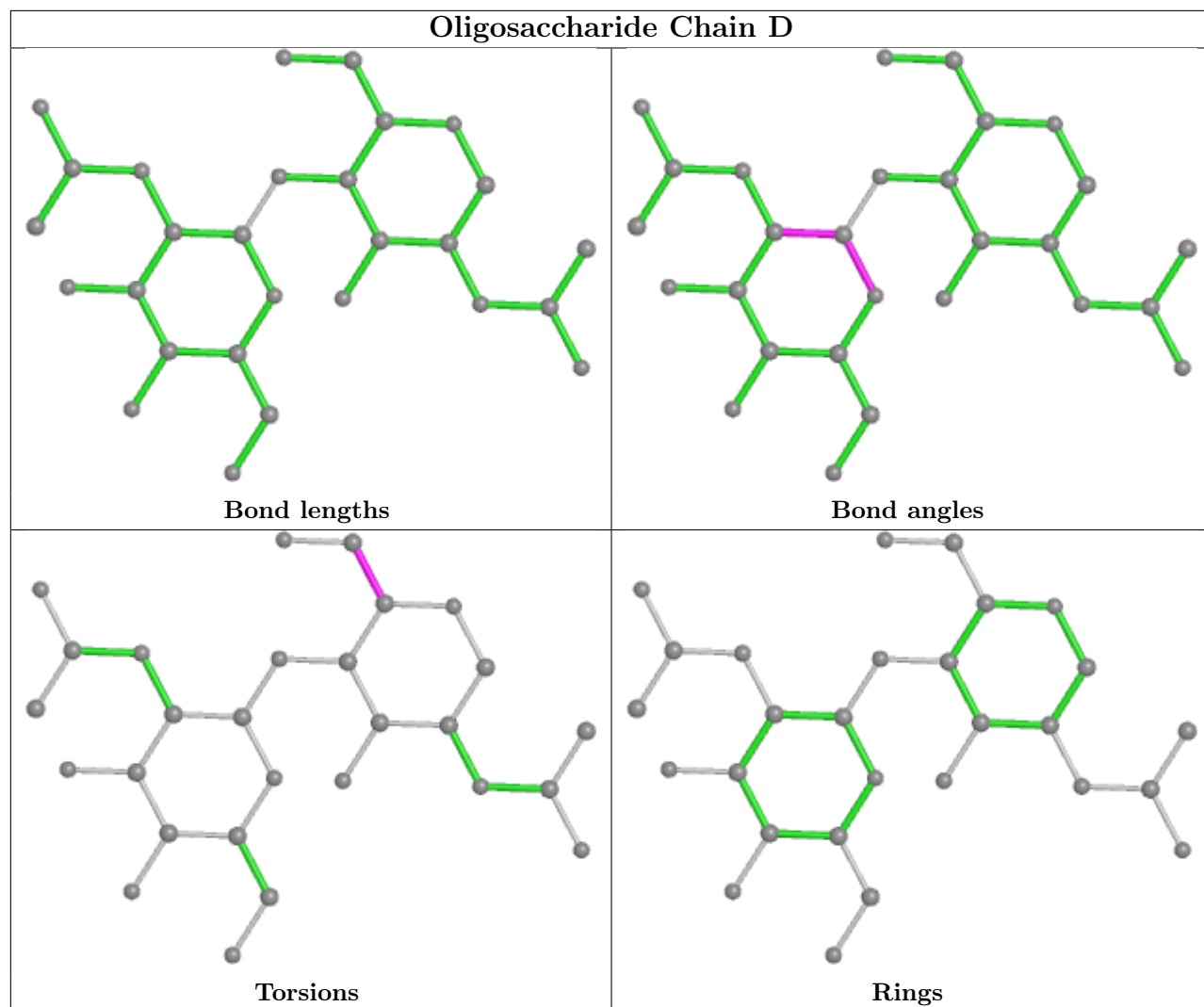
Mol	Chain	Res	Type	Atoms
4	D	1	NAG	C4-C5-C6-O6
4	F	1	NAG	C4-C5-C6-O6
4	D	1	NAG	O5-C5-C6-O6
4	F	1	NAG	O5-C5-C6-O6

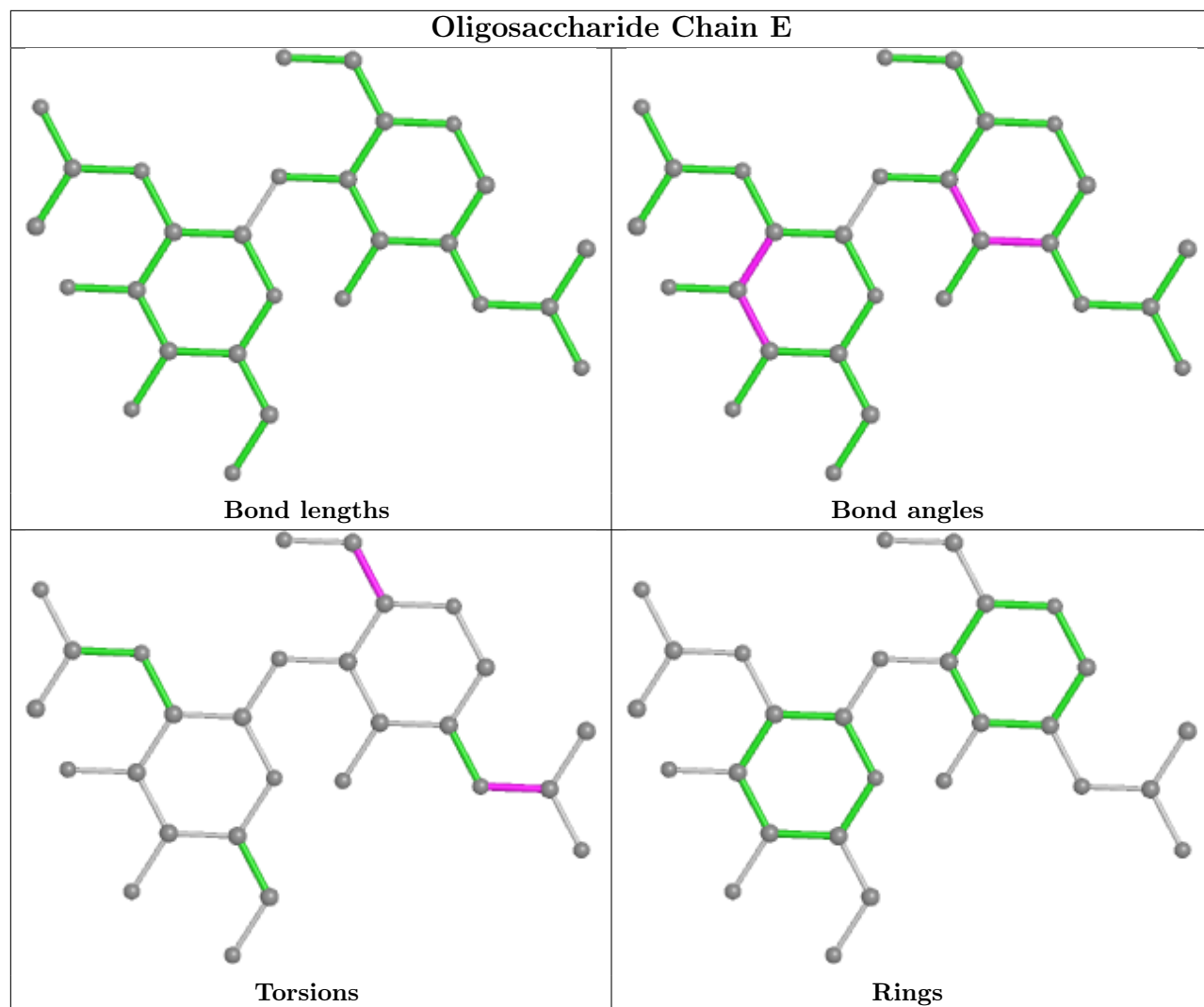
There are no ring outliers.

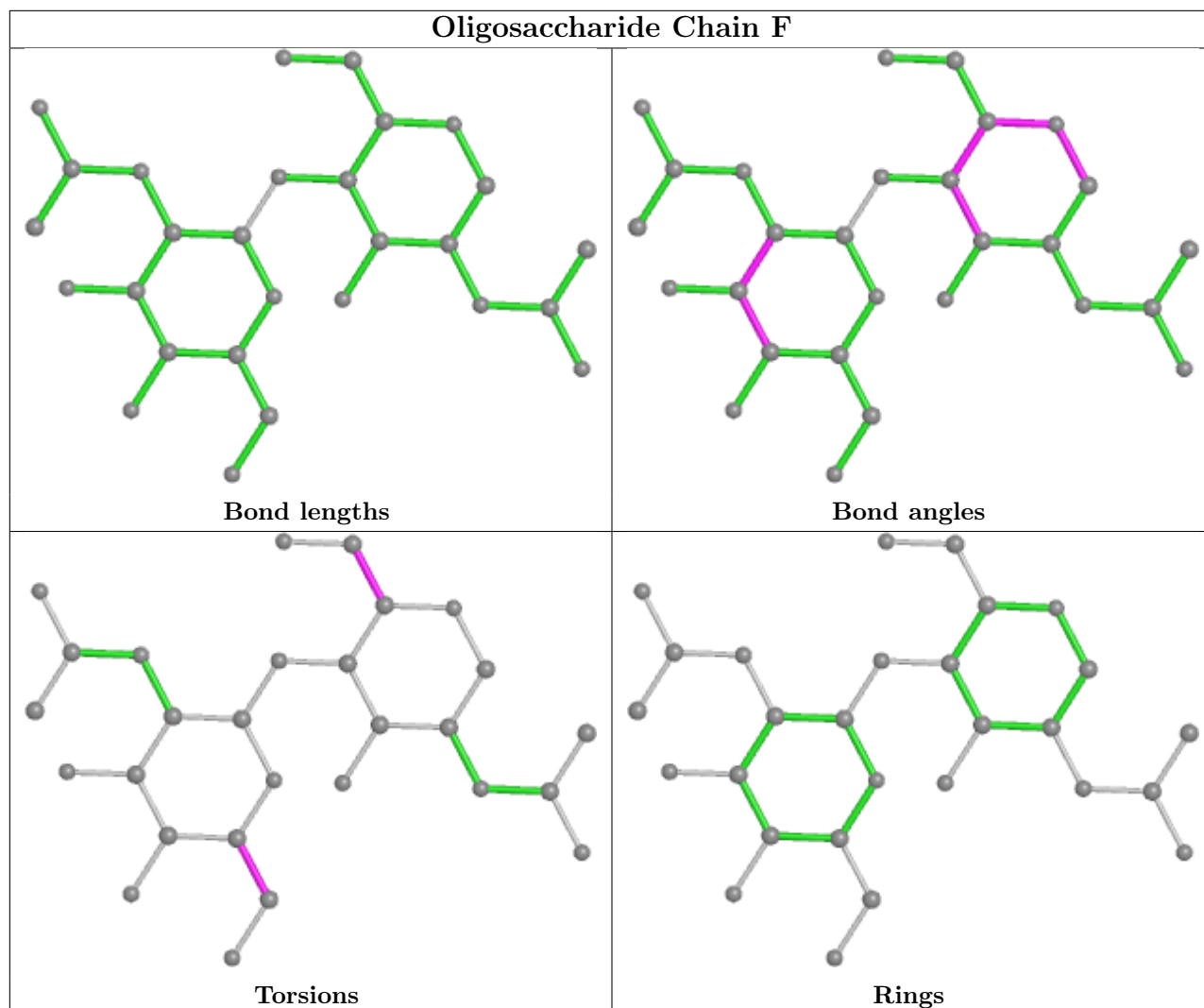
5 monomers are involved in 12 short contacts:

Mol	Chain	Res	Type	Clashes	Symm-Clashes
4	E	1	NAG	5	0
4	F	2	NAG	4	0
4	F	1	NAG	2	0
4	D	1	NAG	1	0
4	E	2	NAG	4	0

The following is a two-dimensional graphical depiction of Mogul quality analysis of bond lengths, bond angles, torsion angles, and ring geometry for oligosaccharide.







5.6 Ligand geometry [i](#)

34 ligands are modelled in this entry.

In the following table, the Counts columns list the number of bonds (or angles) for which Mogul statistics could be retrieved, the number of bonds (or angles) that are observed in the model and the number of bonds (or angles) that are defined in the Chemical Component Dictionary. The Link column lists molecule types, if any, to which the group is linked. The Z score for a bond length (or angle) is the number of standard deviations the observed value is removed from the expected value. A bond length (or angle) with $|Z| > 2$ is considered an outlier worth inspection. RMSZ is the root-mean-square of all Z scores of the bond lengths (or angles).

Mol	Type	Chain	Res	Link	Bond lengths			Bond angles		
					Counts	RMSZ	$\# Z > 2$	Counts	RMSZ	$\# Z > 2$
8	9Z9	A	2006	-	44,44,44	0.70	1 (2%)	66,68,68	1.45	12 (18%)
5	NAG	A	2008	1	14,14,15	0.29	0	17,19,21	1.04	1 (5%)
6	P5S	A	2017	-	40,40,53	1.13	3 (7%)	43,45,60	1.37	3 (6%)

Mol	Type	Chain	Res	Link	Bond lengths			Bond angles		
					Counts	RMSZ	# Z > 2	Counts	RMSZ	# Z > 2
5	NAG	B	303	2	14,14,15	0.27	0	17,19,21	0.43	0
6	P5S	A	2029	-	32,33,53	1.16	4 (12%)	36,40,60	1.04	3 (8%)
7	Y01	A	2007	-	38,38,38	0.67	1 (2%)	57,57,57	1.79	11 (19%)
9	LPE	A	2026	-	16,16,33	0.69	0	20,22,39	0.67	0
10	PCW	A	2018	-	43,43,53	1.01	2 (4%)	49,51,61	1.12	5 (10%)
7	Y01	A	2003	-	38,38,38	0.66	1 (2%)	57,57,57	1.78	12 (21%)
9	LPE	A	2015	-	27,27,33	0.54	0	31,33,39	0.60	0
9	LPE	A	2019	-	24,24,33	0.57	0	28,30,39	0.67	0
10	PCW	A	2013	-	52,52,53	0.93	2 (3%)	58,60,61	1.03	3 (5%)
9	LPE	A	2021	-	24,24,33	0.60	0	28,30,39	0.87	0
9	LPE	A	2011	-	24,24,33	0.33	0	25,27,39	0.60	0
5	NAG	B	301	2	14,14,15	0.65	0	17,19,21	0.99	0
7	Y01	A	2004	-	38,38,38	0.65	1 (2%)	57,57,57	1.78	11 (19%)
9	LPE	A	2012	-	19,19,33	0.62	0	23,25,39	0.51	0
10	PCW	A	2016	-	46,46,53	0.99	3 (6%)	52,54,61	1.18	4 (7%)
10	PCW	A	2028	-	43,43,53	0.99	2 (4%)	49,51,61	2.91	7 (14%)
5	NAG	A	2001	1	14,14,15	0.35	0	17,19,21	0.44	0
9	LPE	A	2020	-	24,24,33	0.85	0	28,30,39	0.92	1 (3%)
9	LPE	A	2025	-	24,24,33	0.54	0	28,30,39	0.50	0
9	LPE	A	2023	-	24,24,33	0.53	0	28,30,39	0.54	0
7	Y01	A	2005	-	38,38,38	1.16	4 (10%)	57,57,57	1.74	11 (19%)
9	LPE	A	2024	-	24,24,33	0.51	0	28,30,39	0.62	0
9	LPE	A	2014	-	21,21,33	0.67	0	25,27,39	1.03	2 (8%)
7	Y01	A	2030	-	38,38,38	1.62	7 (18%)	57,57,57	1.63	10 (17%)
9	LPE	A	2022	-	24,24,33	0.53	0	28,30,39	0.64	0
6	P5S	A	2002	-	33,34,53	0.86	1 (3%)	36,40,60	1.66	5 (13%)
7	Y01	A	2009	-	38,38,38	1.15	4 (10%)	57,57,57	1.74	12 (21%)
5	NAG	B	302	2	14,14,15	0.37	0	17,19,21	0.96	1 (5%)
9	LPE	B	304	-	16,16,33	0.66	0	20,22,39	0.60	0
10	PCW	A	2027	-	43,43,53	1.03	2 (4%)	49,51,61	0.94	2 (4%)
9	LPE	A	2010	-	24,24,33	0.51	0	28,30,39	0.60	0

In the following table, the Chirals column lists the number of chiral outliers, the number of chiral centers analysed, the number of these observed in the model and the number defined in the Chemical Component Dictionary. Similar counts are reported in the Torsion and Rings columns. '-' means no outliers of that kind were identified.

Mol	Type	Chain	Res	Link	Chirals	Torsions	Rings
8	9Z9	A	2006	-	-	0/12/100/100	0/6/6/6

Continued on next page...

Continued from previous page...

Mol	Type	Chain	Res	Link	Chirals	Torsions	Rings
5	NAG	A	2008	1	-	2/6/23/26	0/1/1/1
6	P5S	A	2017	-	-	8/44/44/59	-
5	NAG	B	303	2	-	0/6/23/26	0/1/1/1
6	P5S	A	2029	-	-	16/39/39/59	-
7	Y01	A	2007	-	-	0/19/77/77	0/4/4/4
9	LPE	A	2026	-	-	7/17/17/34	-
10	PCW	A	2018	-	-	12/47/47/57	-
7	Y01	A	2003	-	-	0/19/77/77	0/4/4/4
9	LPE	A	2015	-	-	10/28/28/34	-
9	LPE	A	2019	-	-	5/25/25/34	-
10	PCW	A	2013	-	-	10/56/56/57	-
9	LPE	A	2021	-	-	3/25/25/34	-
9	LPE	A	2011	-	-	8/25/25/34	-
5	NAG	B	301	2	-	0/6/23/26	0/1/1/1
7	Y01	A	2004	-	-	0/19/77/77	0/4/4/4
9	LPE	A	2012	-	-	10/20/20/34	-
10	PCW	A	2016	-	-	13/50/50/57	-
10	PCW	A	2028	-	-	10/47/47/57	-
5	NAG	A	2001	1	-	2/6/23/26	0/1/1/1
9	LPE	A	2020	-	-	12/25/25/34	-
9	LPE	A	2025	-	-	10/25/25/34	-
9	LPE	A	2023	-	-	8/25/25/34	-
7	Y01	A	2005	-	-	4/19/77/77	0/4/4/4
9	LPE	A	2024	-	-	6/25/25/34	-
9	LPE	A	2014	-	-	15/22/22/34	-
7	Y01	A	2030	-	-	7/19/77/77	0/4/4/4
9	LPE	A	2022	-	-	3/25/25/34	-
6	P5S	A	2002	-	-	7/39/39/59	-
7	Y01	A	2009	-	-	4/19/77/77	0/4/4/4
5	NAG	B	302	2	-	2/6/23/26	0/1/1/1
9	LPE	B	304	-	-	9/17/17/34	-
10	PCW	A	2027	-	-	16/47/47/57	-
9	LPE	A	2010	-	-	10/25/25/34	-

All (38) bond length outliers are listed below:

Mol	Chain	Res	Type	Atoms	Z	Observed(Å)	Ideal(Å)
6	A	2017	P5S	O37-C38	4.40	1.46	1.34
10	A	2027	PCW	O3-C11	4.39	1.46	1.33
7	A	2030	Y01	CBB-CBE	-4.36	1.46	1.54
6	A	2002	P5S	O37-C38	4.27	1.46	1.34
10	A	2028	PCW	O3-C11	4.25	1.45	1.33
10	A	2013	PCW	O3-C11	4.19	1.45	1.33
7	A	2030	Y01	CAR-CBC	-4.14	1.40	1.51
10	A	2028	PCW	O2-C31	4.09	1.45	1.34
10	A	2013	PCW	O2-C31	3.96	1.45	1.34
10	A	2018	PCW	O2-C31	3.93	1.45	1.34
6	A	2017	P5S	O19-C17	3.90	1.44	1.33
10	A	2018	PCW	O3-C11	3.88	1.44	1.33
10	A	2027	PCW	O2-C31	3.87	1.45	1.34
10	A	2016	PCW	O3-C11	3.87	1.44	1.33
7	A	2030	Y01	OAW-CAY	3.67	1.44	1.34
10	A	2016	PCW	O2-C31	3.64	1.44	1.34
7	A	2009	Y01	OAW-CAY	3.63	1.44	1.34
7	A	2005	Y01	OAW-CAY	3.61	1.44	1.34
6	A	2017	P5S	C28-C27	-3.34	1.32	1.51
7	A	2030	Y01	CAV-CBC	2.89	1.59	1.52
6	A	2029	P5S	O19-C17	2.71	1.41	1.33
6	A	2029	P5S	O37-C2	-2.48	1.40	1.46
7	A	2005	Y01	CAM-CAY	2.39	1.57	1.50
7	A	2030	Y01	CAM-CAY	2.38	1.57	1.50
7	A	2009	Y01	CAM-CAY	2.36	1.57	1.50
6	A	2029	P5S	O19-C1	-2.26	1.40	1.45
7	A	2005	Y01	CAL-CAX	2.26	1.55	1.50
6	A	2029	P5S	O37-C38	2.24	1.40	1.34
7	A	2009	Y01	CAL-CAX	2.24	1.55	1.50
7	A	2005	Y01	CBH-CBF	-2.20	1.52	1.56
7	A	2003	Y01	CBH-CBF	-2.20	1.52	1.56
8	A	2006	9Z9	C11-C08	-2.20	1.52	1.56
7	A	2030	Y01	CAL-CAX	2.18	1.55	1.50
7	A	2007	Y01	CBH-CBF	-2.17	1.52	1.56
7	A	2030	Y01	CBH-CBF	-2.17	1.52	1.56
7	A	2004	Y01	CBH-CBF	-2.13	1.52	1.56
7	A	2009	Y01	CBH-CBF	-2.11	1.52	1.56
10	A	2016	PCW	C6-N	-2.11	1.43	1.50

All (116) bond angle outliers are listed below:

Mol	Chain	Res	Type	Atoms	Z	Observed(°)	Ideal(°)
10	A	2028	PCW	C8-N-C6	-12.05	77.99	108.97

Continued on next page...

Continued from previous page...

Mol	Chain	Res	Type	Atoms	Z	Observed(°)	Ideal(°)
10	A	2028	PCW	C8-N-C7	-12.04	78.02	108.97
10	A	2028	PCW	C8-N-C5	-7.82	77.94	109.92
6	A	2002	P5S	O37-C38-C39	6.69	125.92	111.50
7	A	2009	Y01	CBI-CBE-CBB	-5.95	110.16	119.49
7	A	2005	Y01	CBI-CBE-CBB	-5.94	110.19	119.49
7	A	2007	Y01	CBI-CBE-CBB	-5.90	110.24	119.49
7	A	2004	Y01	CBI-CBE-CBB	-5.90	110.25	119.49
7	A	2003	Y01	CBI-CBE-CBB	-5.88	110.27	119.49
6	A	2017	P5S	O37-C38-C39	5.46	123.27	111.50
10	A	2016	PCW	O2-C31-C32	4.84	121.94	111.50
7	A	2004	Y01	CBI-CBG-CBD	-4.80	107.27	114.38
7	A	2007	Y01	CBI-CBG-CBD	-4.79	107.28	114.38
7	A	2003	Y01	CBI-CBG-CBD	-4.76	107.33	114.38
7	A	2005	Y01	CBI-CBG-CBD	-4.75	107.34	114.38
7	A	2030	Y01	CBI-CBG-CBD	-4.74	107.37	114.38
7	A	2009	Y01	CBI-CBG-CBD	-4.69	107.43	114.38
8	A	2006	9Z9	C02-C06-C07	-4.42	107.84	114.38
7	A	2030	Y01	CBI-CBE-CBB	-4.16	112.98	119.49
7	A	2004	Y01	OAW-CAY-CAM	3.97	120.06	111.50
7	A	2007	Y01	OAW-CAY-CAM	3.96	120.03	111.50
7	A	2003	Y01	OAW-CAY-CAM	3.96	120.03	111.50
9	A	2020	LPE	C3N-N-C2N	3.93	119.09	108.97
10	A	2028	PCW	O2-C31-C32	3.79	119.67	111.50
7	A	2009	Y01	OAW-CAY-CAM	3.76	119.60	111.50
7	A	2005	Y01	OAW-CAY-CAM	3.74	119.56	111.50
7	A	2030	Y01	OAW-CAY-CAM	3.59	119.23	111.50
8	A	2006	9Z9	C21-C22-C23	-3.47	109.48	113.88
6	A	2029	P5S	O37-C38-C39	3.44	118.91	111.50
7	A	2030	Y01	CAS-CAU-CBI	-3.33	107.07	112.78
7	A	2009	Y01	CAS-CAU-CBI	-3.33	107.07	112.78
7	A	2005	Y01	CAS-CAU-CBI	-3.31	107.11	112.78
7	A	2003	Y01	CAS-CAU-CBI	-3.30	107.12	112.78
8	A	2006	9Z9	C09-C10-C02	-3.30	107.12	112.78
7	A	2004	Y01	CAS-CAU-CBI	-3.29	107.14	112.78
7	A	2007	Y01	CAS-CAU-CBI	-3.29	107.14	112.78
8	A	2006	9Z9	C02-C03-C74	-3.24	109.53	120.56
10	A	2027	PCW	O2-C31-C32	3.24	118.48	111.50
6	A	2002	P5S	O37-C38-O47	-3.23	115.91	123.70
10	A	2013	PCW	C2-O2-C31	-3.13	110.09	117.79
10	A	2016	PCW	O3-C11-C12	3.07	121.53	111.91
10	A	2013	PCW	O2-C31-C32	3.02	118.00	111.50
7	A	2009	Y01	CAD-CBH-CBF	-2.95	108.17	111.68

Continued on next page...

Continued from previous page...

Mol	Chain	Res	Type	Atoms	Z	Observed(°)	Ideal(°)
7	A	2003	Y01	CAD-CBH-CBF	-2.95	108.17	111.68
7	A	2004	Y01	CAD-CBH-CBF	-2.92	108.20	111.68
5	A	2008	NAG	C4-C3-C2	-2.89	106.78	111.02
7	A	2007	Y01	CAD-CBH-CBF	-2.88	108.25	111.68
10	A	2018	PCW	C3-C2-C1	-2.88	104.98	111.79
8	A	2006	9Z9	C12-C11-C08	-2.87	108.26	111.68
7	A	2005	Y01	CAD-CBH-CBF	-2.87	108.26	111.68
7	A	2030	Y01	CAD-CBH-CBF	-2.86	108.27	111.68
9	A	2014	LPE	C3-C2-C1	-2.86	104.38	112.79
10	A	2018	PCW	O2-C31-C32	2.81	117.55	111.50
8	A	2006	9Z9	C76-C73-C74	-2.78	109.98	115.69
10	A	2028	PCW	O3-C11-C12	2.75	120.53	111.91
7	A	2007	Y01	CBG-CBI-CBE	2.74	103.32	100.07
7	A	2003	Y01	CBG-CBI-CBE	2.73	103.31	100.07
7	A	2009	Y01	CBG-CBI-CBE	2.73	103.31	100.07
7	A	2004	Y01	CBG-CBI-CBE	2.71	103.29	100.07
7	A	2030	Y01	CBG-CBI-CBE	2.70	103.28	100.07
7	A	2005	Y01	CBG-CBI-CBE	2.69	103.26	100.07
10	A	2028	PCW	C7-N-C6	2.62	115.71	108.97
7	A	2007	Y01	CAS-CBF-CBH	-2.58	109.68	113.08
9	A	2014	LPE	C31-C32-N	-2.55	107.27	115.78
7	A	2030	Y01	CAS-CBF-CBH	-2.55	109.73	113.08
8	A	2006	9Z9	C75-C74-C73	-2.53	110.30	114.92
7	A	2004	Y01	CAS-CBF-CBH	-2.52	109.76	113.08
7	A	2003	Y01	CAS-CBF-CBH	-2.52	109.77	113.08
7	A	2005	Y01	CAS-CBF-CBH	-2.51	109.78	113.08
6	A	2002	P5S	OXT-C-O	-2.51	118.40	124.09
7	A	2009	Y01	CAS-CBF-CBH	-2.51	109.78	113.08
10	A	2018	PCW	O3-C11-C12	2.50	119.75	111.91
7	A	2003	Y01	CBD-CAK-CAI	-2.47	109.19	112.73
7	A	2030	Y01	CBD-CAK-CAI	-2.47	109.19	112.73
7	A	2009	Y01	CBD-CAK-CAI	-2.46	109.19	112.73
7	A	2007	Y01	CBD-CAK-CAI	-2.44	109.22	112.73
8	A	2006	9Z9	C09-C08-C11	-2.44	109.86	113.08
6	A	2029	P5S	O19-C17-C20	2.43	119.54	111.91
7	A	2004	Y01	CBD-CAK-CAI	-2.42	109.25	112.73
7	A	2005	Y01	CBD-CAK-CAI	-2.42	109.26	112.73
8	A	2006	9Z9	C07-C15-C14	-2.40	109.28	112.73
6	A	2017	P5S	C41-C40-C39	-2.38	104.64	113.19
7	A	2003	Y01	CBF-CBH-CAZ	2.33	113.31	109.65
10	A	2027	PCW	O3-C11-C12	2.32	119.20	111.91
7	A	2005	Y01	CBF-CBH-CAZ	2.32	113.29	109.65

Continued on next page...

Continued from previous page...

Mol	Chain	Res	Type	Atoms	Z	Observed(°)	Ideal(°)
7	A	2009	Y01	CBF-CBH-CAZ	2.32	113.29	109.65
7	A	2007	Y01	CBF-CBH-CAZ	2.31	113.27	109.65
7	A	2030	Y01	CBF-CBH-CAZ	2.30	113.26	109.65
8	A	2006	9Z9	C08-C11-C13	2.28	113.23	109.65
7	A	2004	Y01	CBF-CBH-CAZ	2.28	113.22	109.65
7	A	2007	Y01	CAC-CBB-CBE	-2.27	109.44	112.92
6	A	2002	P5S	O37-C2-C1	2.26	116.48	108.36
7	A	2004	Y01	CAC-CBB-CBE	-2.24	109.48	112.92
10	A	2028	PCW	C2-O2-C31	-2.23	112.30	117.79
10	A	2013	PCW	O3-C11-C12	2.21	118.85	111.91
7	A	2003	Y01	CAC-CBB-CBE	-2.21	109.54	112.92
7	A	2009	Y01	CAC-CBB-CBE	-2.20	109.55	112.92
7	A	2005	Y01	CAC-CBB-CBE	-2.20	109.55	112.92
10	A	2018	PCW	C34-C33-C32	-2.17	105.40	113.19
6	A	2029	P5S	OXT-C-CA	2.12	120.61	113.38
6	A	2017	P5S	O15-P12-O13	2.11	122.65	112.24
10	A	2016	PCW	O2-C31-O31	-2.10	118.62	123.70
6	A	2002	P5S	C3-C2-C1	-2.08	106.93	111.80
5	B	302	NAG	C2-N2-C7	-2.08	119.94	122.90
10	A	2018	PCW	O3-C3-C2	2.08	114.49	108.43
10	A	2016	PCW	O3-C11-O11	-2.05	118.43	123.59
8	A	2006	9Z9	O80-C79-C78	-2.04	109.24	112.18
7	A	2004	Y01	CAQ-CBG-CBD	-2.04	115.71	119.08
7	A	2003	Y01	CAQ-CBG-CBD	-2.04	115.72	119.08
7	A	2005	Y01	CAQ-CBG-CBD	-2.04	115.73	119.08
8	A	2006	9Z9	C17-C16-C13	-2.03	108.36	111.52
7	A	2009	Y01	CAQ-CBG-CBD	-2.02	115.75	119.08
7	A	2030	Y01	CAQ-CBG-CBD	-2.02	115.76	119.08
7	A	2009	Y01	CBC-CAV-CAZ	-2.01	108.39	111.52
7	A	2007	Y01	CAQ-CBG-CBD	-2.00	115.78	119.08
7	A	2003	Y01	CBC-CAV-CAZ	-2.00	108.41	111.52

There are no chirality outliers.

All (229) torsion outliers are listed below:

Mol	Chain	Res	Type	Atoms
5	B	302	NAG	C8-C7-N2-C2
5	B	302	NAG	O7-C7-N2-C2
6	A	2002	P5S	N-CA-CB-OG
6	A	2002	P5S	C39-C38-O37-C2
6	A	2002	P5S	O47-C38-O37-C2
6	A	2017	P5S	CB-OG-P12-O15

Continued on next page...

Continued from previous page...

Mol	Chain	Res	Type	Atoms
6	A	2017	P5S	C3-O16-P12-OG
6	A	2017	P5S	C3-O16-P12-O13
6	A	2017	P5S	C3-O16-P12-O15
6	A	2029	P5S	C3-O16-P12-O13
9	A	2010	LPE	C3-O3-P-O31
9	A	2011	LPE	C3-O3-P-O31
9	A	2012	LPE	C3-O3-P-O32
9	A	2012	LPE	C31-O33-P-O31
9	A	2014	LPE	O1-C1-C2-C3
9	A	2014	LPE	C3-O3-P-O32
9	A	2014	LPE	C31-O33-P-O3
9	A	2014	LPE	C31-O33-P-O31
9	A	2014	LPE	C32-C31-O33-P
9	A	2014	LPE	O33-C31-C32-N
9	A	2015	LPE	C3-O3-P-O32
9	A	2019	LPE	C31-O33-P-O31
9	A	2019	LPE	C31-O33-P-O32
9	A	2020	LPE	C31-O33-P-O31
9	A	2023	LPE	C31-O33-P-O32
9	A	2024	LPE	C31-O33-P-O31
9	A	2025	LPE	O1-C1-C2-C3
9	A	2025	LPE	C3-O3-P-O32
9	A	2025	LPE	C31-O33-P-O3
9	A	2025	LPE	C31-O33-P-O31
9	A	2025	LPE	C31-O33-P-O32
9	B	304	LPE	C3-O3-P-O31
9	B	304	LPE	C3-O3-P-O32
9	B	304	LPE	C3-O3-P-O33
10	A	2013	PCW	C1-O3P-P-O1P
10	A	2013	PCW	C1-O3P-P-O2P
10	A	2013	PCW	C1-O3P-P-O4P
10	A	2016	PCW	O4P-C4-C5-N
10	A	2018	PCW	C32-C31-O2-C2
10	A	2027	PCW	O4P-C4-C5-N
10	A	2027	PCW	C1-O3P-P-O2P
10	A	2028	PCW	C4-O4P-P-O2P
10	A	2028	PCW	C4-O4P-P-O3P
6	A	2029	P5S	O18-C17-O19-C1
6	A	2029	P5S	C20-C17-O19-C1
7	A	2030	Y01	CAC-CBB-CBE-CAP
7	A	2030	Y01	CAC-CBB-CBE-CBI
10	A	2018	PCW	O31-C31-O2-C2

Continued on next page...

Continued from previous page...

Mol	Chain	Res	Type	Atoms
7	A	2030	Y01	CAJ-CAO-CBB-CAC
7	A	2030	Y01	CAO-CBB-CBE-CBI
10	A	2027	PCW	O11-C11-O3-C3
10	A	2027	PCW	C12-C11-O3-C3
5	A	2001	NAG	O5-C5-C6-O6
7	A	2030	Y01	CAO-CBB-CBE-CAP
9	A	2025	LPE	O1-C1-C2-O2H
5	A	2001	NAG	C4-C5-C6-O6
10	A	2028	PCW	C12-C11-O3-C3
7	A	2005	Y01	CAR-CBC-OAW-CAY
9	A	2023	LPE	C31-C32-N-C2N
9	A	2023	LPE	C31-C32-N-C3N
10	A	2016	PCW	C4-C5-N-C8
10	A	2018	PCW	C4-C5-N-C7
7	A	2009	Y01	CAR-CBC-OAW-CAY
7	A	2030	Y01	CAJ-CAO-CBB-CBE
9	A	2014	LPE	O1-C1-C2-O2H
10	A	2013	PCW	C32-C31-O2-C2
9	A	2026	LPE	C31-C32-N-C3N
10	A	2016	PCW	C4-C5-N-C7
9	A	2014	LPE	O1-C11-C12-C13
10	A	2028	PCW	O11-C11-O3-C3
9	A	2020	LPE	O1-C1-C2-O2H
9	A	2011	LPE	C31-O33-P-O3
9	A	2014	LPE	C3-O3-P-O33
9	A	2015	LPE	C3-O3-P-O33
9	A	2019	LPE	C31-O33-P-O3
9	A	2022	LPE	C3-O3-P-O33
9	A	2023	LPE	C31-O33-P-O3
9	A	2025	LPE	C3-O3-P-O33
9	A	2026	LPE	C31-O33-P-O3
9	B	304	LPE	C31-O33-P-O3
10	A	2013	PCW	C4-O4P-P-O3P
10	A	2016	PCW	C4-O4P-P-O3P
10	A	2018	PCW	C4-O4P-P-O3P
10	A	2028	PCW	C1-O3P-P-O4P
10	A	2013	PCW	O31-C31-O2-C2
7	A	2005	Y01	CAV-CBC-OAW-CAY
7	A	2009	Y01	CAV-CBC-OAW-CAY
9	A	2010	LPE	O1-C11-C12-C13
9	A	2014	LPE	C31-C32-N-C1N
9	A	2014	LPE	C31-C32-N-C2N

Continued on next page...

Continued from previous page...

Mol	Chain	Res	Type	Atoms
9	A	2014	LPE	C31-C32-N-C3N
10	A	2018	PCW	C4-C5-N-C6
10	A	2028	PCW	C32-C31-O2-C2
9	A	2020	LPE	O1-C1-C2-C3
10	A	2028	PCW	O31-C31-O2-C2
6	A	2017	P5S	C25-C26-C27-C28
6	A	2029	P5S	C17-C20-C21-C22
6	A	2029	P5S	C42-C43-C44-C45
9	A	2011	LPE	O1-C11-C12-C13
9	A	2023	LPE	C31-C32-N-C1N
10	A	2028	PCW	C4-C5-N-C8
9	A	2020	LPE	C12-C13-C14-C15
6	A	2017	P5S	C27-C28-C29-C30
10	A	2027	PCW	C33-C34-C35-C36
9	A	2020	LPE	C14-C15-C16-C17
10	A	2016	PCW	C4-C5-N-C6
10	A	2018	PCW	C4-C5-N-C8
6	A	2029	P5S	C21-C22-C23-C24
10	A	2027	PCW	C31-C32-C33-C34
9	A	2024	LPE	C13-C14-C15-C16
9	A	2011	LPE	C13-C14-C15-C16
9	A	2026	LPE	C31-C32-N-C1N
9	A	2026	LPE	C31-C32-N-C2N
6	A	2029	P5S	C38-C39-C40-C41
6	A	2029	P5S	C3-O16-P12-OG
9	A	2011	LPE	C3-O3-P-O33
10	A	2016	PCW	C35-C36-C37-C38
6	A	2029	P5S	C40-C41-C42-C43
6	A	2029	P5S	C43-C44-C45-C46
9	A	2010	LPE	C2-C1-O1-C11
7	A	2030	Y01	CAN-CAJ-CAO-CBB
10	A	2016	PCW	C34-C35-C36-C37
9	B	304	LPE	C2-C3-O3-P
10	A	2013	PCW	C12-C11-O3-C3
9	A	2026	LPE	C2-C1-O1-C11
9	A	2015	LPE	O1-C1-C2-C3
9	A	2015	LPE	O1-C1-C2-O2H
9	A	2019	LPE	C2-C1-O1-C11
9	A	2012	LPE	C3-O3-P-O33
9	A	2020	LPE	C16-C17-C18-C19
9	A	2020	LPE	C11-C12-C13-C14
6	A	2029	P5S	C2-C3-O16-P12

Continued on next page...

Continued from previous page...

Mol	Chain	Res	Type	Atoms
10	A	2018	PCW	C2-C1-O3P-P
7	A	2009	Y01	CAO-CAJ-CAN-CBA
7	A	2005	Y01	CAO-CAJ-CAN-CBA
6	A	2002	P5S	C1-C2-O37-C38
10	A	2013	PCW	O11-C11-O3-C3
6	A	2029	P5S	C39-C38-O37-C2
9	A	2020	LPE	C12-C11-O1-C1
6	A	2029	P5S	CA-CB-OG-P12
6	A	2029	P5S	O47-C38-O37-C2
10	A	2027	PCW	O31-C31-O2-C2
9	B	304	LPE	C2-C1-O1-C11
9	A	2012	LPE	C12-C11-O1-C1
5	A	2008	NAG	C8-C7-N2-C2
9	A	2012	LPE	C31-O33-P-O3
9	A	2020	LPE	C31-O33-P-O3
9	A	2024	LPE	C31-O33-P-O3
10	A	2027	PCW	C1-O3P-P-O4P
9	A	2010	LPE	C2-C3-O3-P
9	A	2012	LPE	C2-C3-O3-P
6	A	2029	P5S	C3-O16-P12-O15
9	A	2011	LPE	C3-O3-P-O32
9	A	2011	LPE	C31-O33-P-O31
9	A	2012	LPE	C3-O3-P-O31
9	A	2020	LPE	C3-O3-P-O32
9	A	2022	LPE	C3-O3-P-O31
9	A	2023	LPE	C31-O33-P-O31
9	A	2025	LPE	C3-O3-P-O31
9	A	2026	LPE	C31-O33-P-O31
9	B	304	LPE	C31-O33-P-O31
10	A	2013	PCW	C4-O4P-P-O2P
10	A	2016	PCW	C4-O4P-P-O2P
10	A	2018	PCW	C4-O4P-P-O2P
10	A	2027	PCW	C4-O4P-P-O2P
10	A	2028	PCW	C1-O3P-P-O2P
9	A	2011	LPE	C32-C31-O33-P
9	B	304	LPE	C32-C31-O33-P
9	A	2014	LPE	C12-C11-O1-C1
9	A	2010	LPE	C11-C12-C13-C14
9	A	2024	LPE	C2-C1-O1-C11
9	A	2014	LPE	C13-C14-C15-C16
10	A	2027	PCW	C34-C35-C36-C37
9	A	2010	LPE	O33-C31-C32-N

Continued on next page...

Continued from previous page...

Mol	Chain	Res	Type	Atoms
9	A	2012	LPE	O33-C31-C32-N
9	A	2015	LPE	O33-C31-C32-N
9	A	2019	LPE	O33-C31-C32-N
9	A	2020	LPE	O33-C31-C32-N
9	A	2021	LPE	O33-C31-C32-N
9	A	2022	LPE	O33-C31-C32-N
9	A	2023	LPE	O33-C31-C32-N
9	A	2024	LPE	O33-C31-C32-N
9	A	2025	LPE	O33-C31-C32-N
9	B	304	LPE	O33-C31-C32-N
10	A	2028	PCW	O4P-C4-C5-N
9	A	2015	LPE	C12-C11-O1-C1
10	A	2027	PCW	C32-C31-O2-C2
6	A	2002	P5S	CB-OG-P12-O16
6	A	2017	P5S	CB-OG-P12-O16
9	A	2010	LPE	C3-O3-P-O33
9	A	2015	LPE	C31-O33-P-O3
9	A	2021	LPE	C31-O33-P-O3
9	A	2024	LPE	C3-O3-P-O33
9	A	2026	LPE	C3-O3-P-O33
10	A	2016	PCW	C1-O3P-P-O4P
10	A	2018	PCW	C1-O3P-P-O4P
10	A	2027	PCW	C4-O4P-P-O3P
10	A	2016	PCW	C17-C18-C19-C20
10	A	2016	PCW	C37-C38-C39-C40
10	A	2027	PCW	C11-C12-C13-C14
9	A	2025	LPE	C2-C1-O1-C11
9	A	2014	LPE	C11-C12-C13-C14
5	A	2008	NAG	O7-C7-N2-C2
6	A	2002	P5S	O-C-CA-N
10	A	2027	PCW	C21-C22-C23-C24
6	A	2029	P5S	C41-C42-C43-C44
9	A	2015	LPE	C2-C3-O3-P
10	A	2013	PCW	C19-C20-C21-C22
9	A	2010	LPE	C31-C32-N-C2N
6	A	2002	P5S	OXT-C-CA-CB
10	A	2016	PCW	C39-C40-C41-C42
10	A	2018	PCW	O3-C11-C12-C13
9	A	2020	LPE	C13-C14-C15-C16
9	A	2012	LPE	C1-C2-C3-O3
9	A	2010	LPE	C16-C17-C18-C19
6	A	2017	P5S	CB-OG-P12-O13

Continued on next page...

Continued from previous page...

Mol	Chain	Res	Type	Atoms
9	A	2015	LPE	C31-O33-P-O31
9	A	2021	LPE	C31-O33-P-O31
10	A	2016	PCW	C1-O3P-P-O2P
10	A	2018	PCW	C1-O3P-P-O2P
10	A	2027	PCW	C4-C5-N-C6
9	A	2010	LPE	C32-C31-O33-P
9	A	2015	LPE	C32-C31-O33-P
9	A	2023	LPE	C32-C31-O33-P
10	A	2018	PCW	C5-C4-O4P-P
9	A	2012	LPE	C31-C32-N-C2N
10	A	2027	PCW	O3-C11-C12-C13
7	A	2005	Y01	CAN-CAJ-CAO-CBB
7	A	2009	Y01	CAN-CAJ-CAO-CBB

There are no ring outliers.

29 monomers are involved in 247 short contacts:

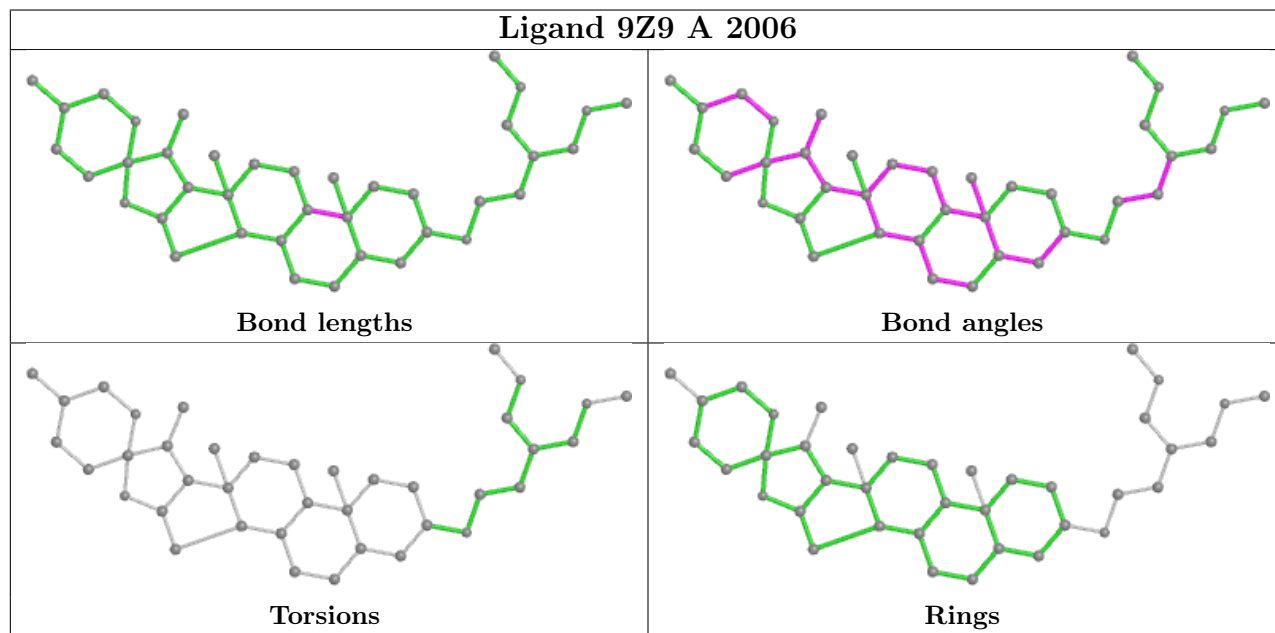
Mol	Chain	Res	Type	Clashes	Symm-Clashes
8	A	2006	9Z9	33	0
6	A	2017	P5S	17	0
6	A	2029	P5S	2	0
7	A	2007	Y01	19	0
9	A	2026	LPE	2	0
10	A	2018	PCW	22	0
7	A	2003	Y01	5	0
9	A	2015	LPE	5	0
9	A	2019	LPE	1	0
10	A	2013	PCW	7	0
9	A	2021	LPE	4	0
9	A	2011	LPE	1	0
7	A	2004	Y01	8	0
9	A	2012	LPE	4	0
10	A	2016	PCW	16	0
10	A	2028	PCW	1	0
9	A	2020	LPE	2	0
9	A	2025	LPE	1	0
9	A	2023	LPE	14	0
7	A	2005	Y01	27	0
9	A	2014	LPE	18	0
7	A	2030	Y01	9	0
9	A	2022	LPE	8	0
6	A	2002	P5S	5	0

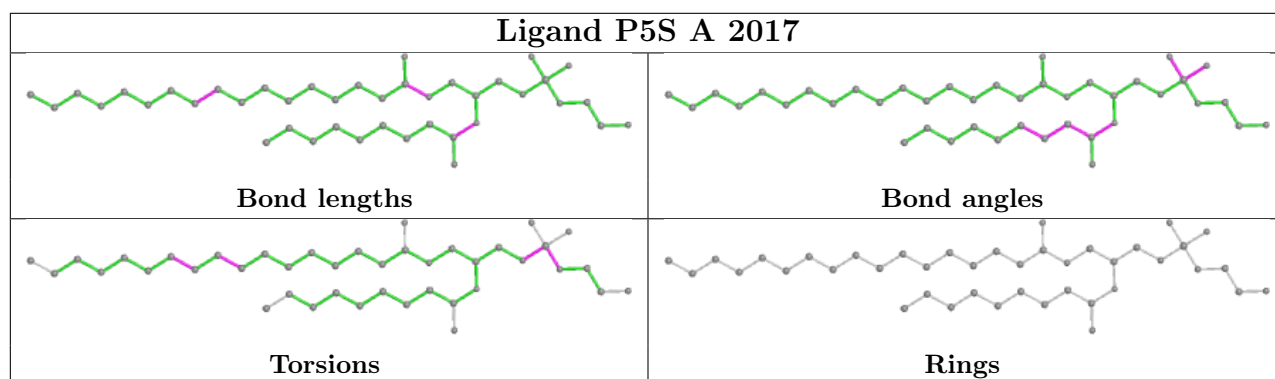
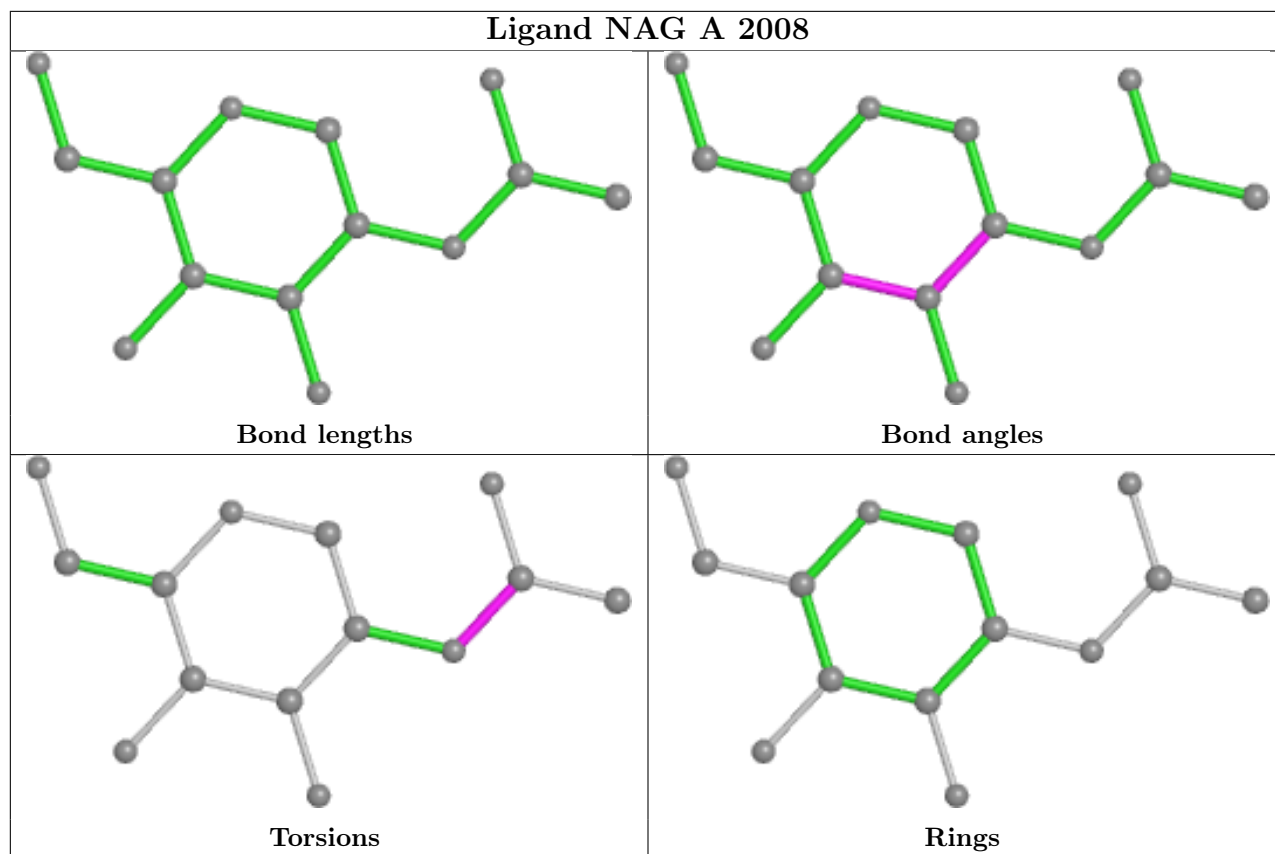
Continued on next page...

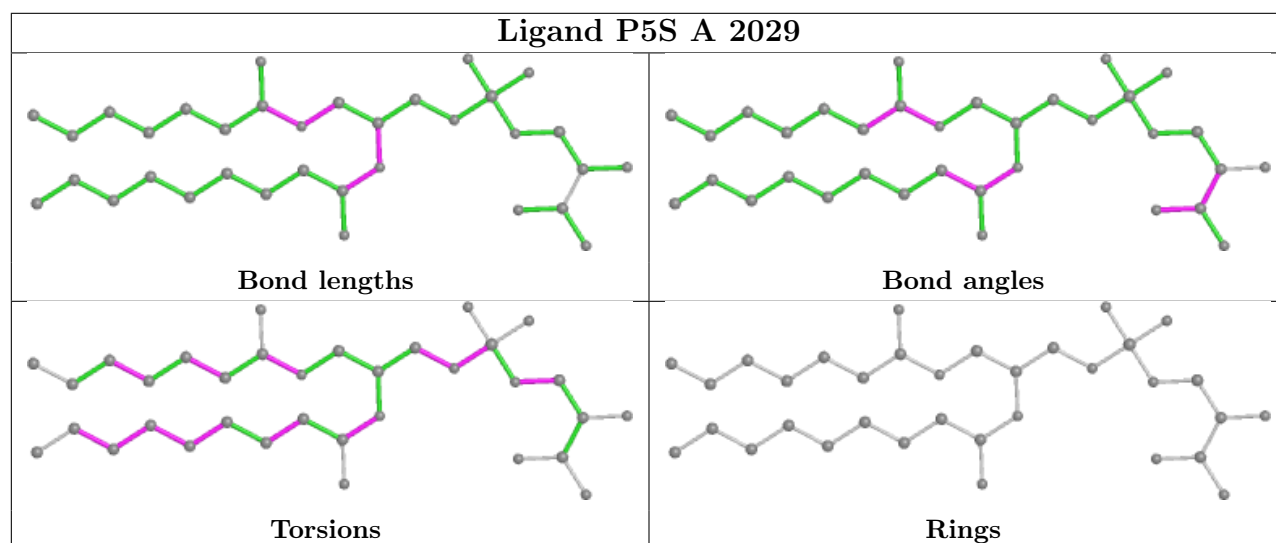
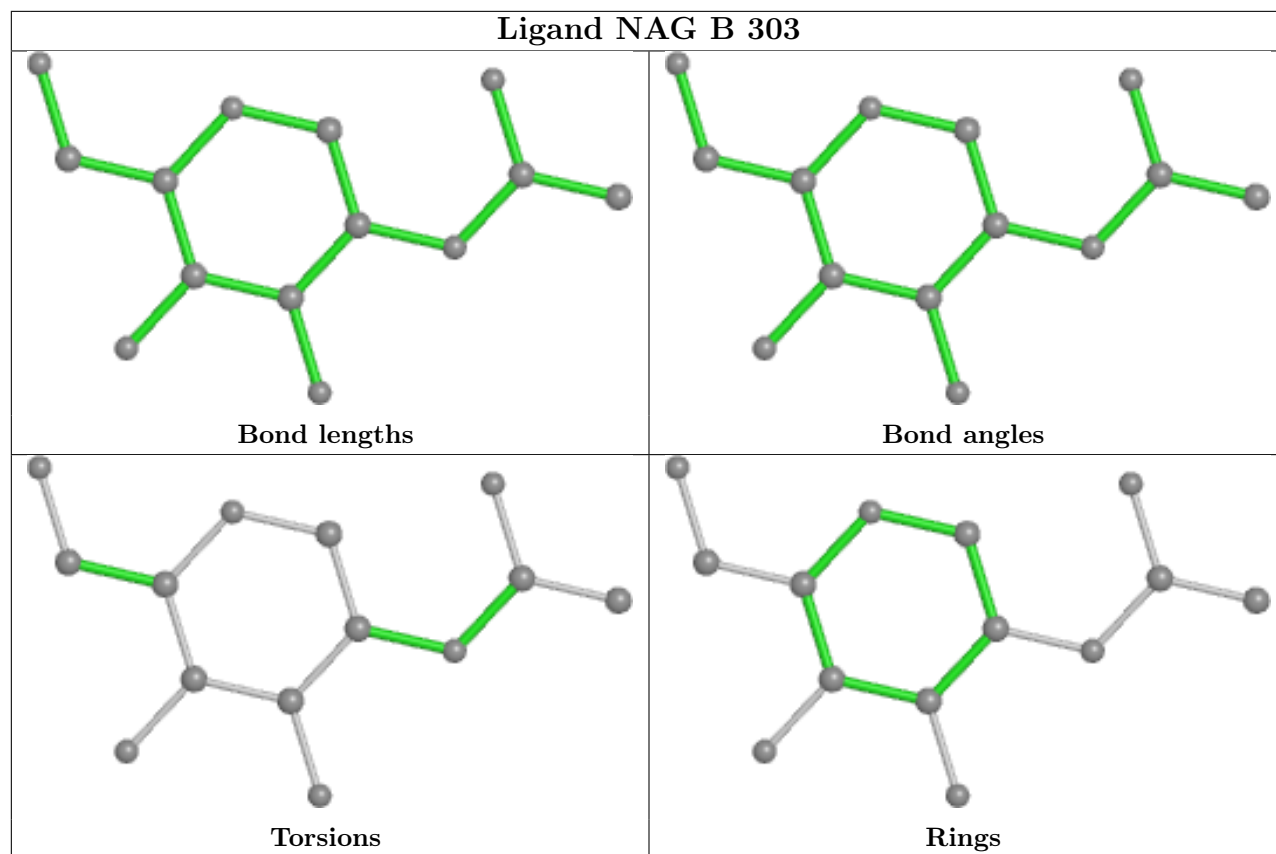
Continued from previous page...

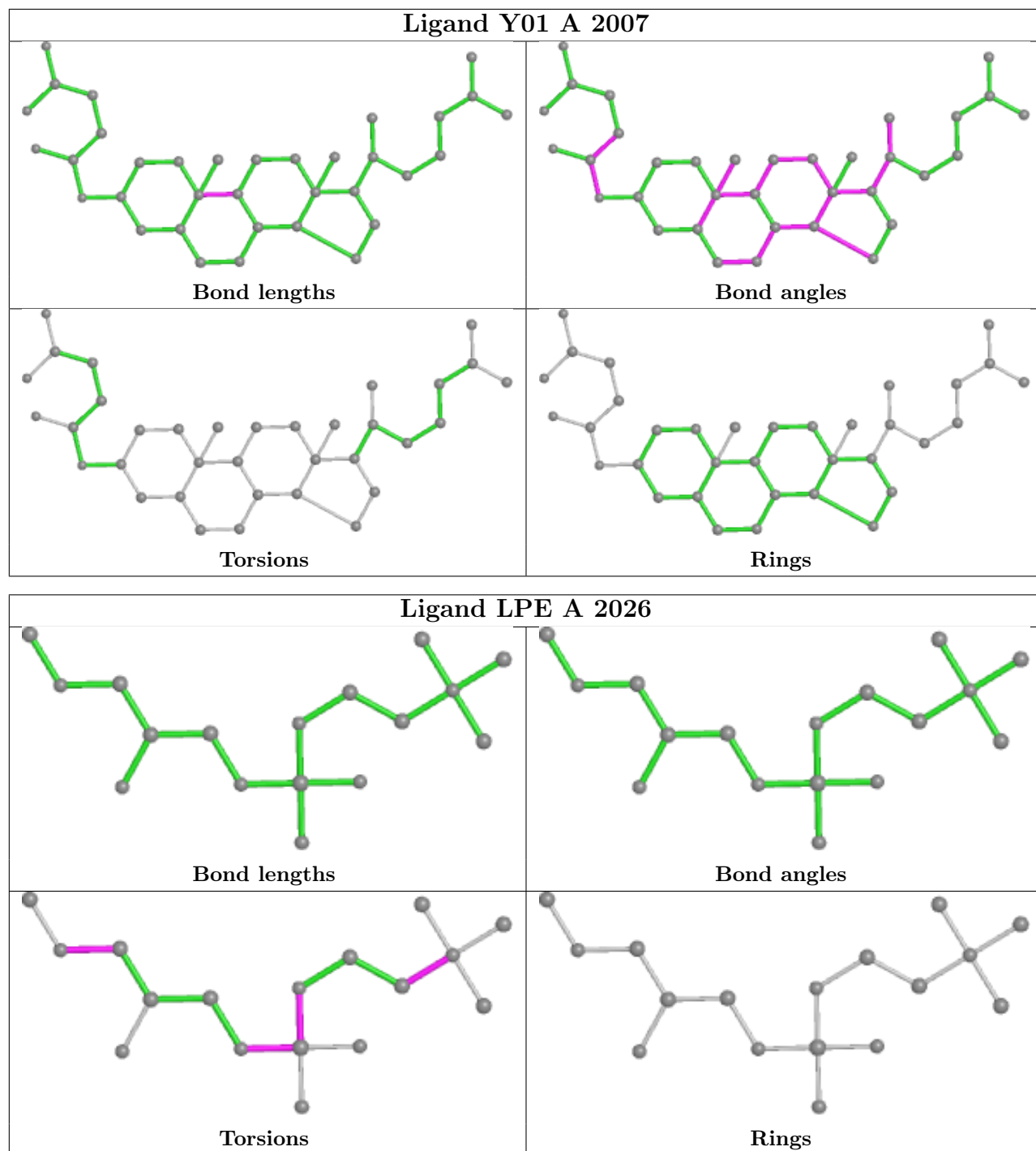
Mol	Chain	Res	Type	Clashes	Symm-Clashes
7	A	2009	Y01	6	0
5	B	302	NAG	6	0
9	B	304	LPE	9	0
10	A	2027	PCW	5	0
9	A	2010	LPE	4	0

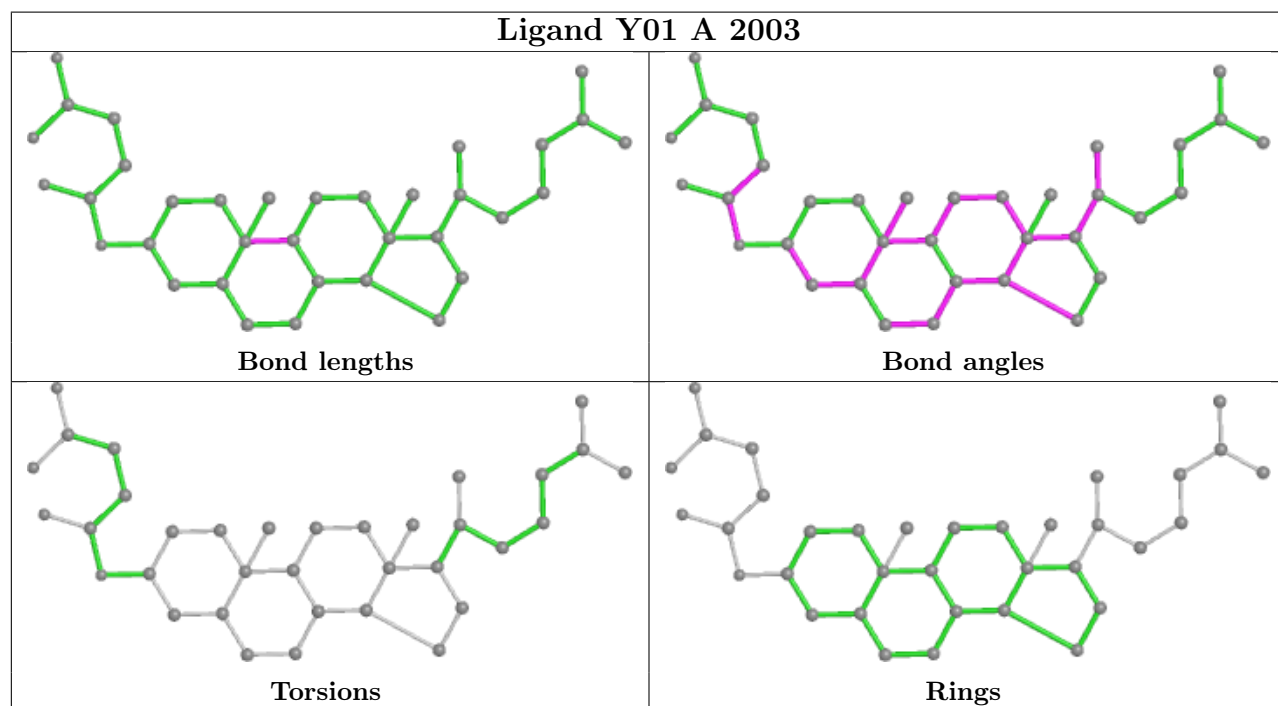
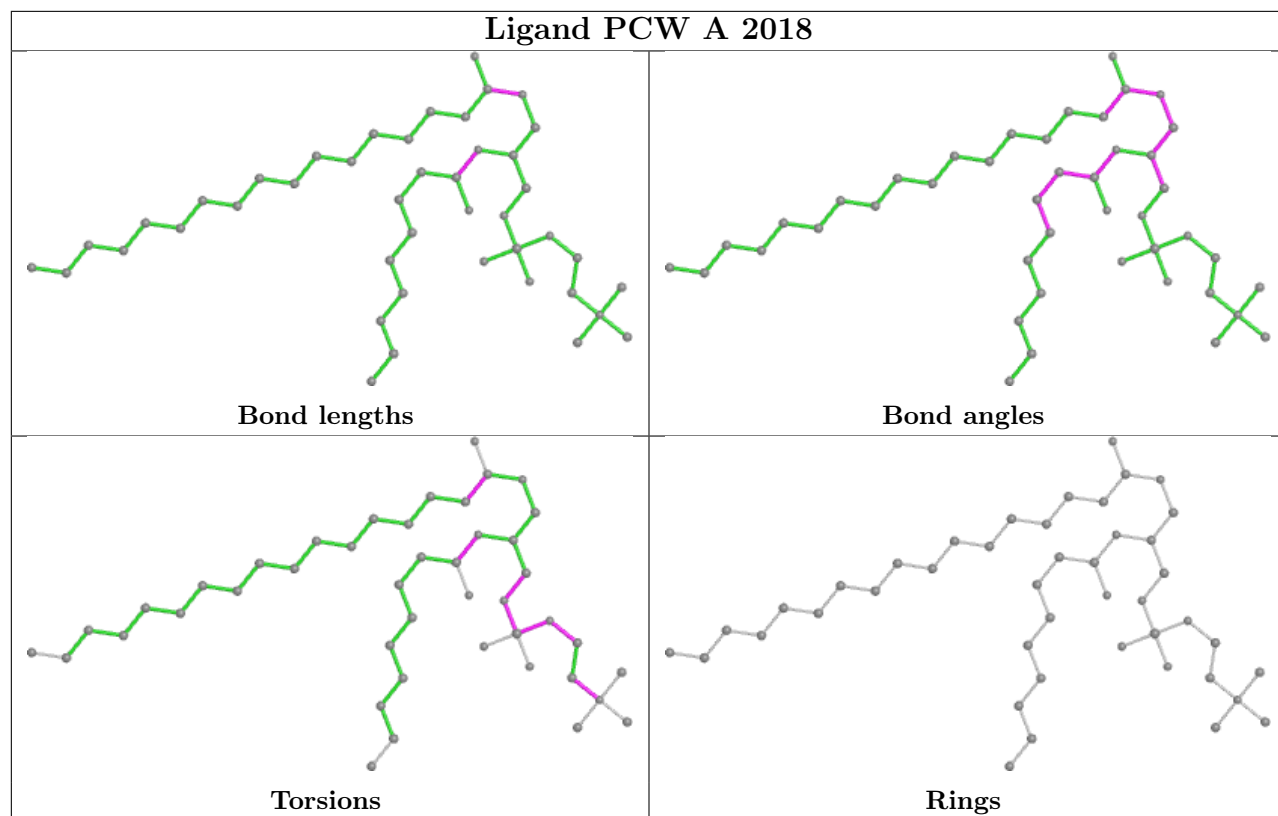
The following is a two-dimensional graphical depiction of Mogul quality analysis of bond lengths, bond angles, torsion angles, and ring geometry for all instances of the Ligand of Interest. In addition, ligands with molecular weight > 250 and outliers as shown on the validation Tables will also be included. For torsion angles, if less than 5% of the Mogul distribution of torsion angles is within 10 degrees of the torsion angle in question, then that torsion angle is considered an outlier. Any bond that is central to one or more torsion angles identified as an outlier by Mogul will be highlighted in the graph. For rings, the root-mean-square deviation (RMSD) between the ring in question and similar rings identified by Mogul is calculated over all ring torsion angles. If the average RMSD is greater than 60 degrees and the minimal RMSD between the ring in question and any Mogul-identified rings is also greater than 60 degrees, then that ring is considered an outlier. The outliers are highlighted in purple. The color gray indicates Mogul did not find sufficient equivalents in the CSD to analyse the geometry.

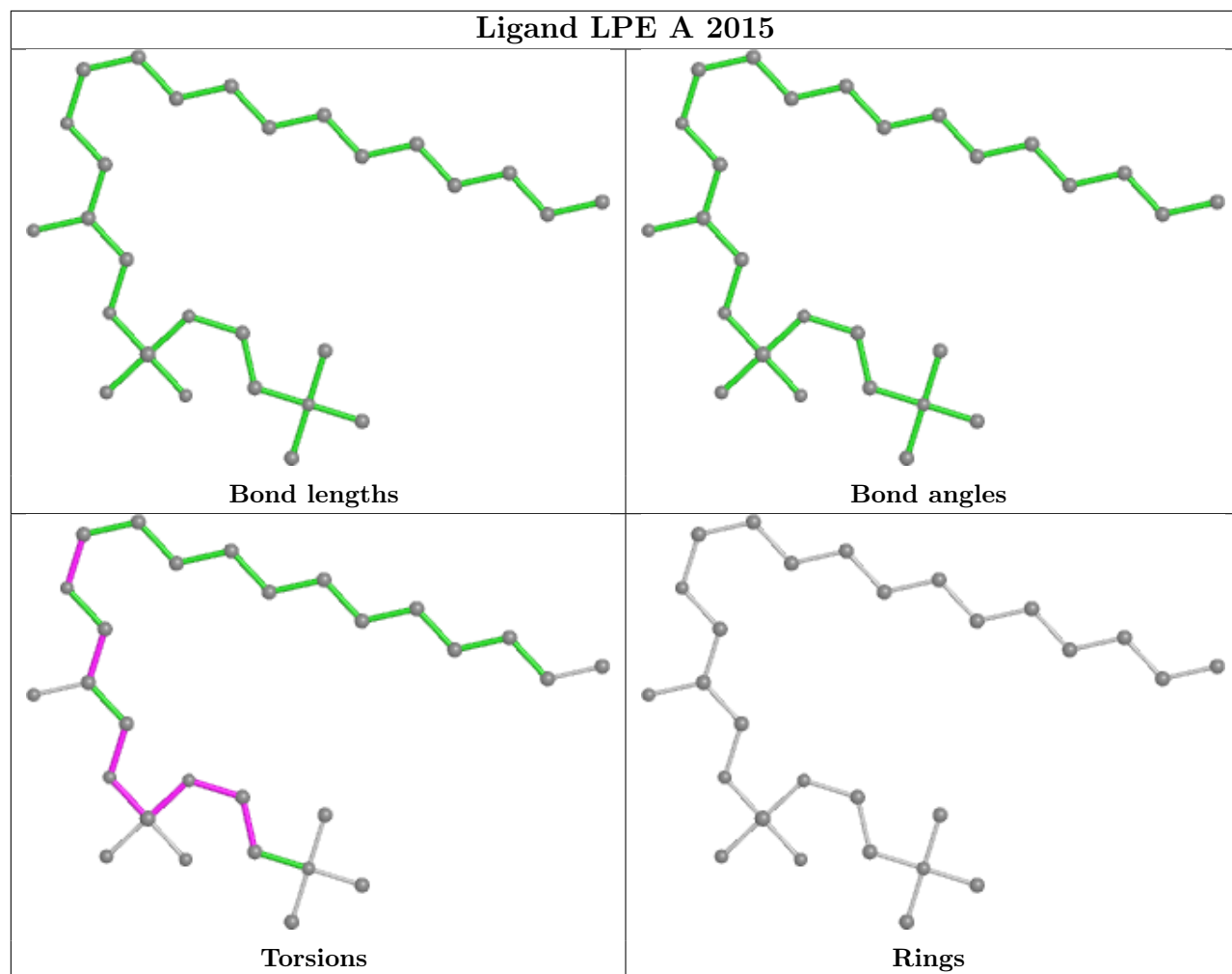


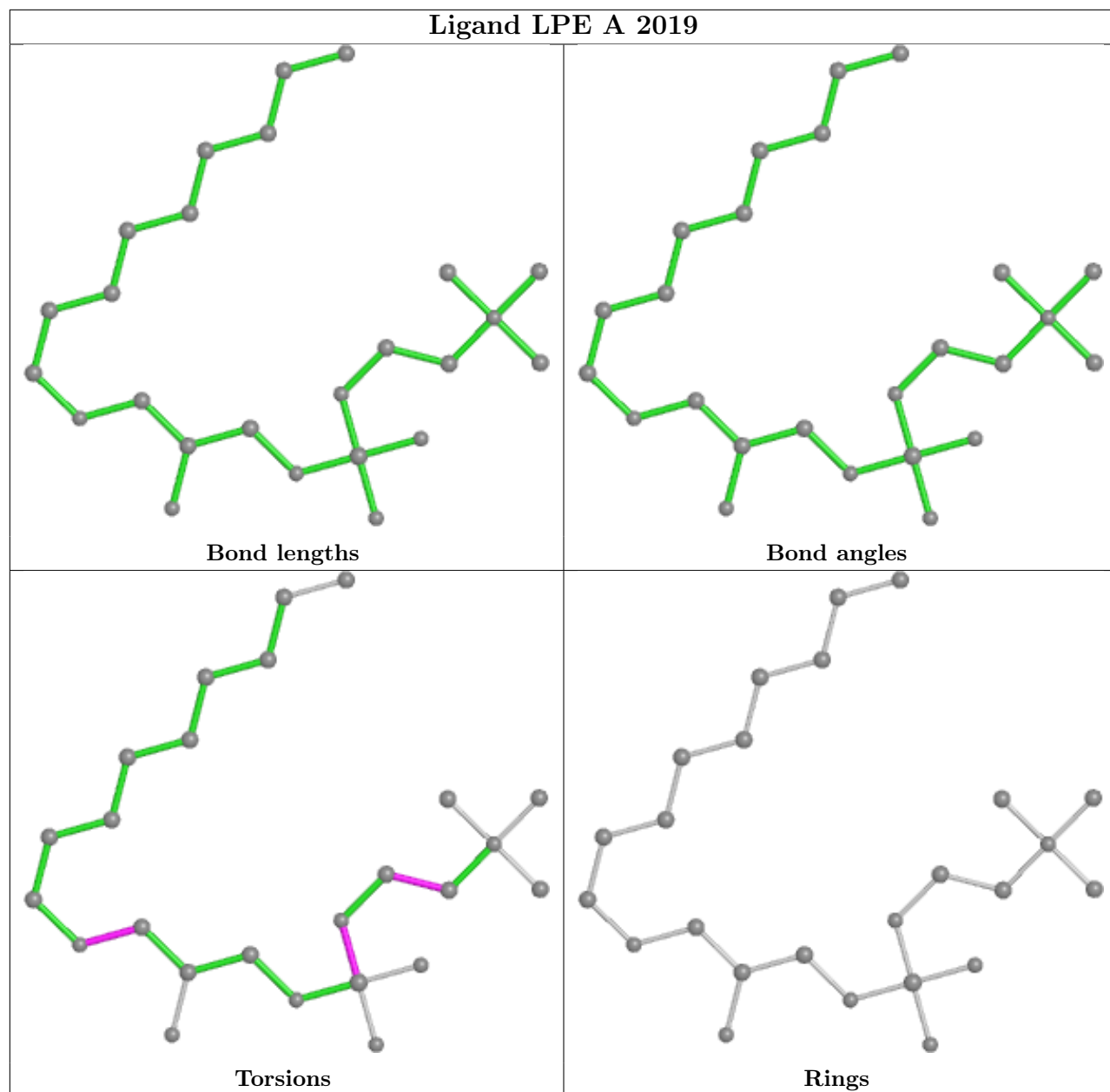


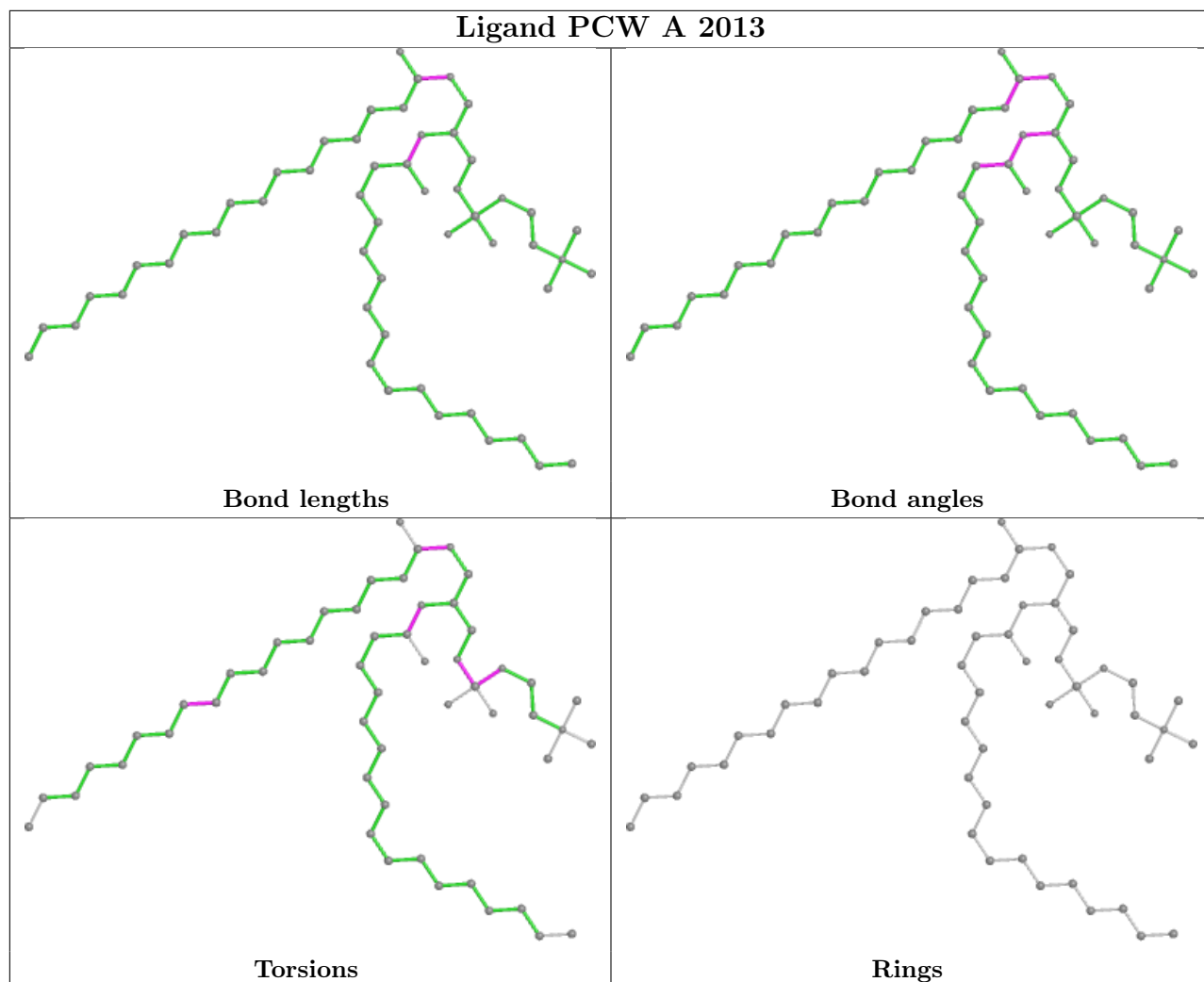


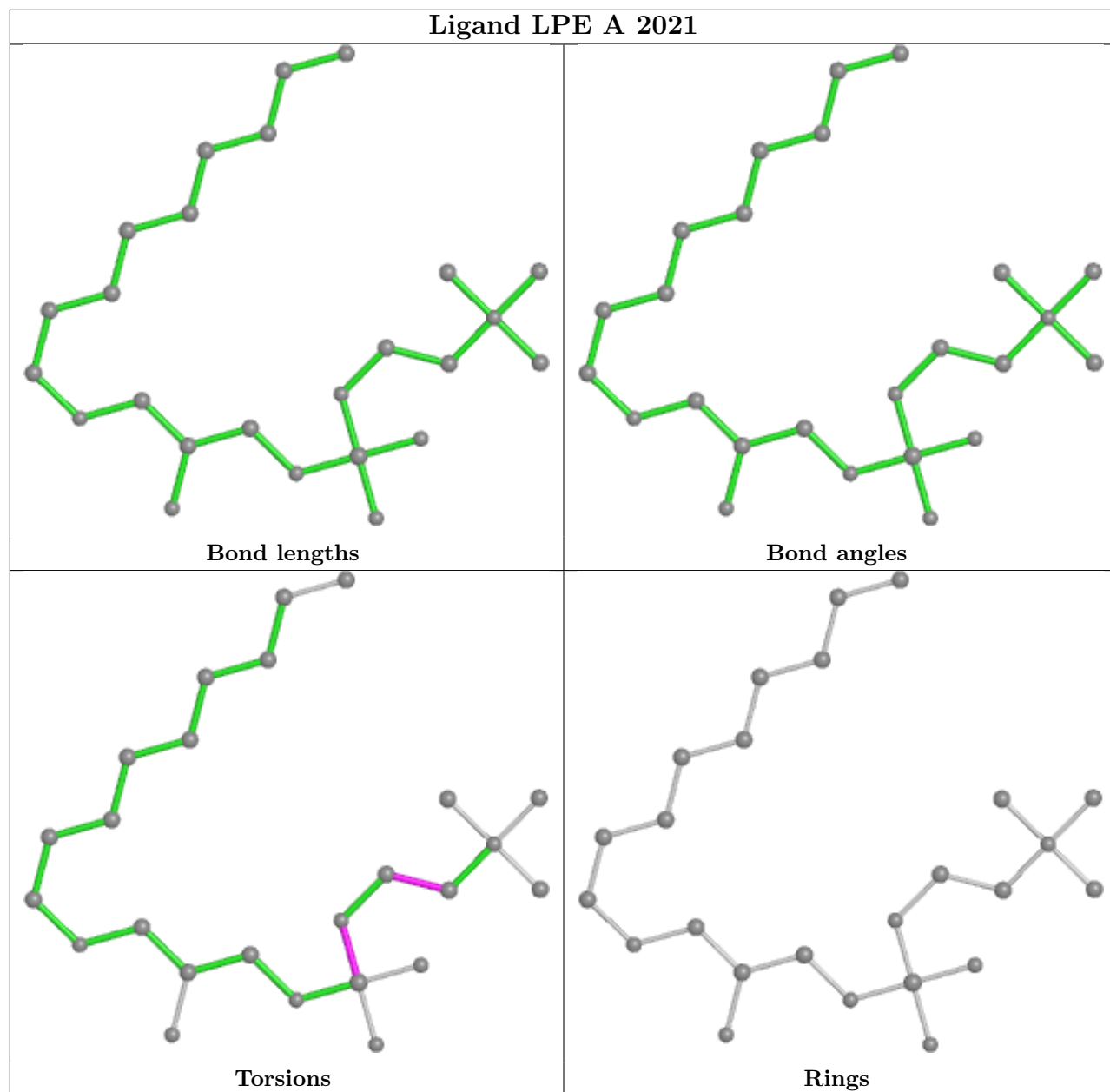


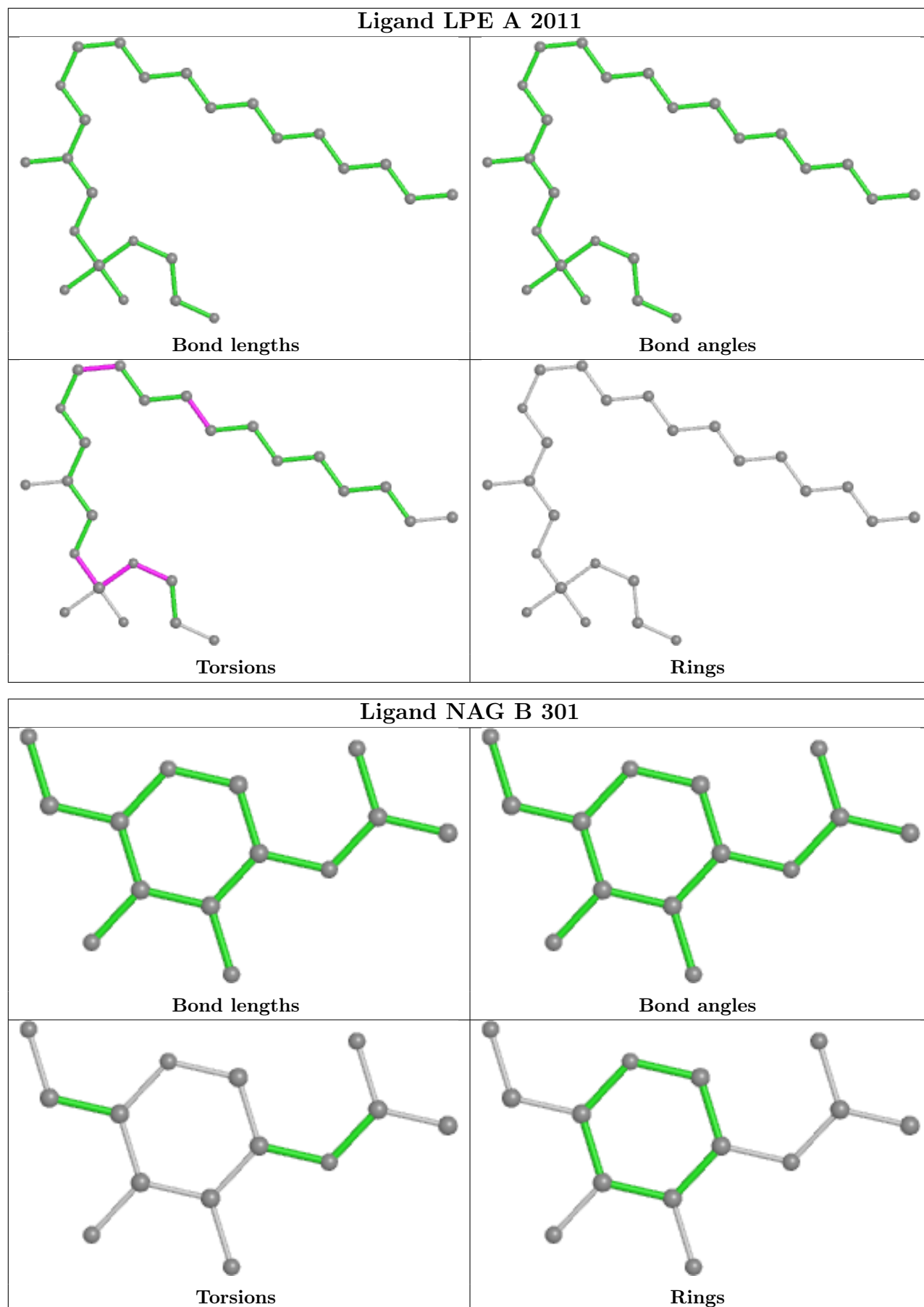


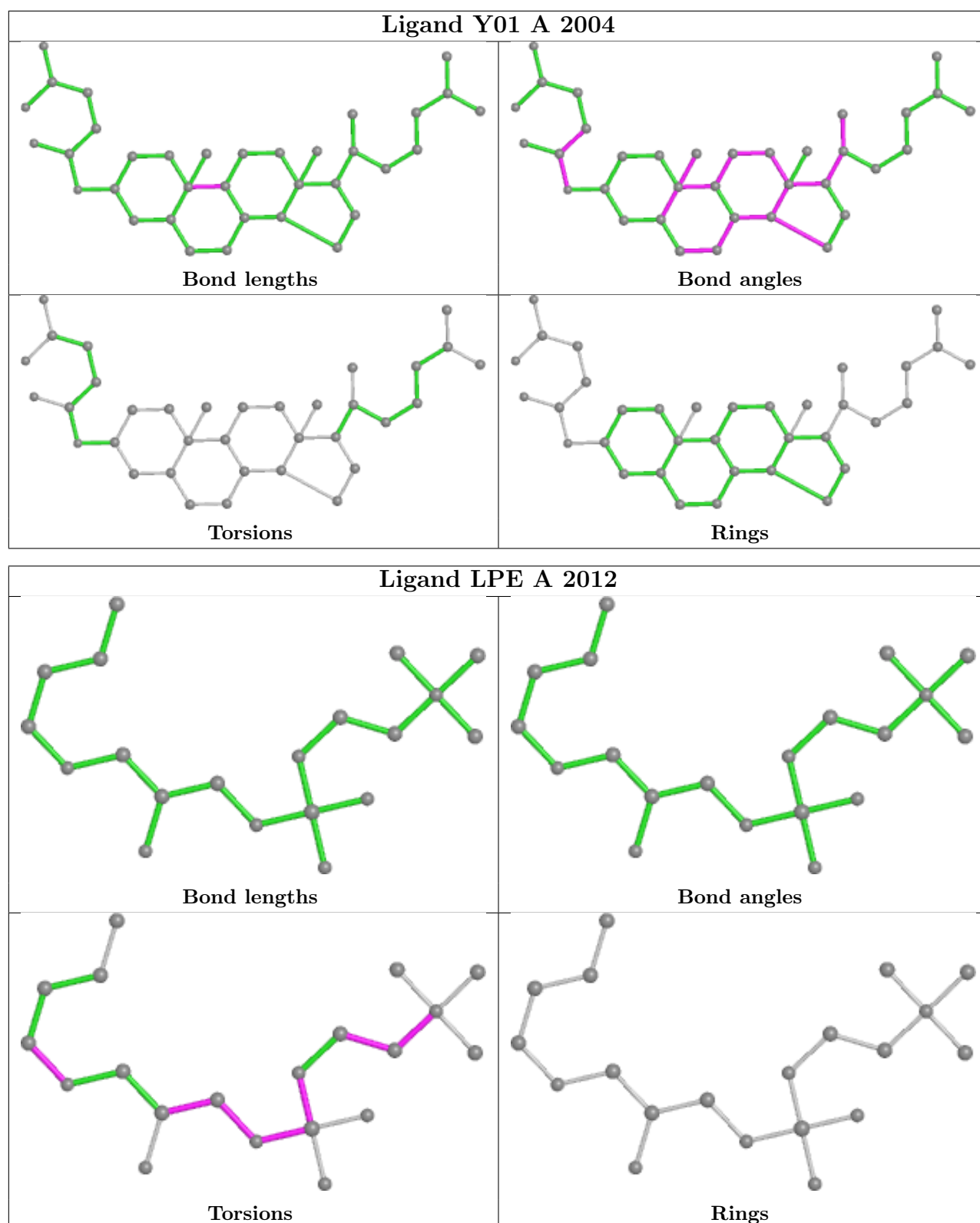


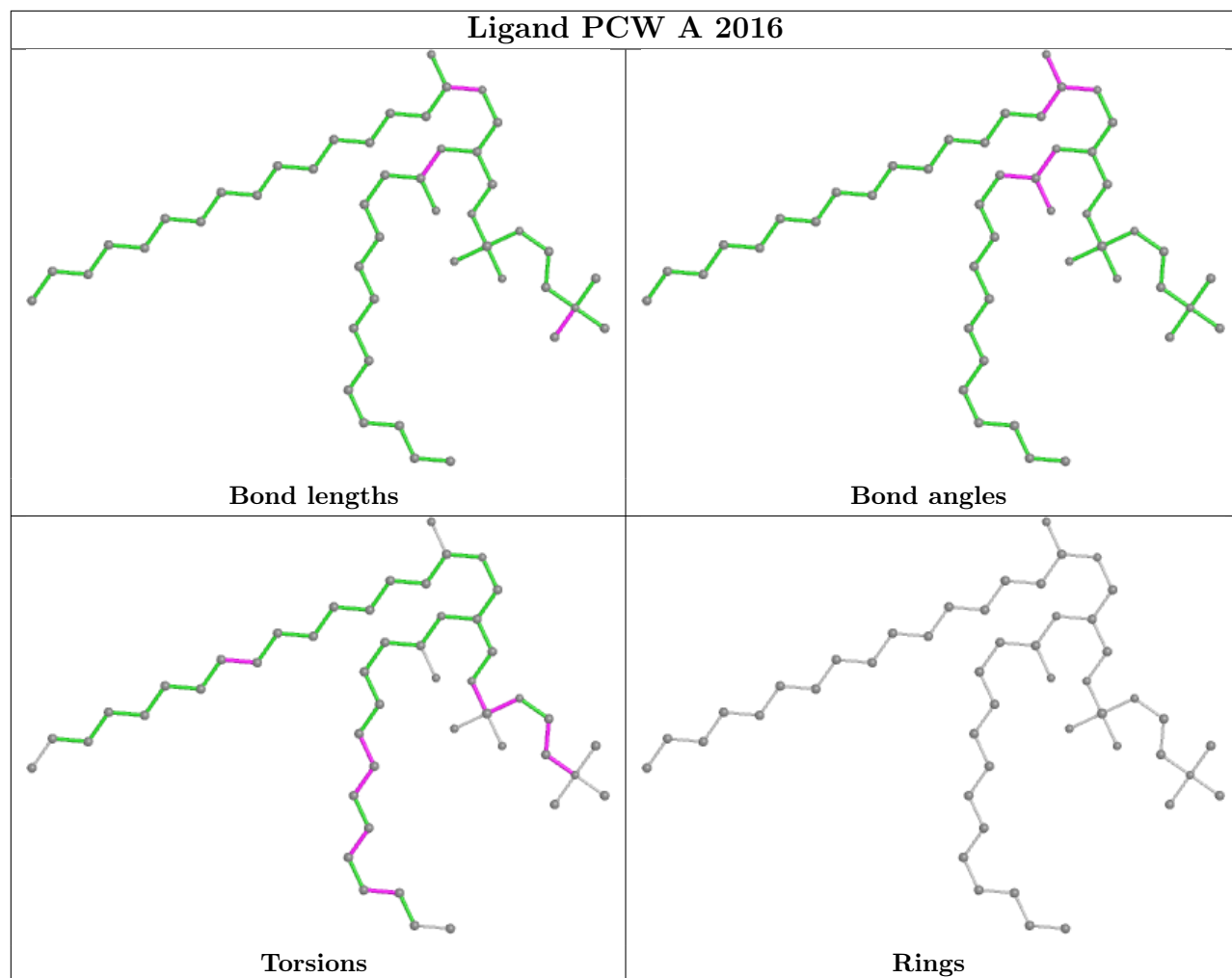


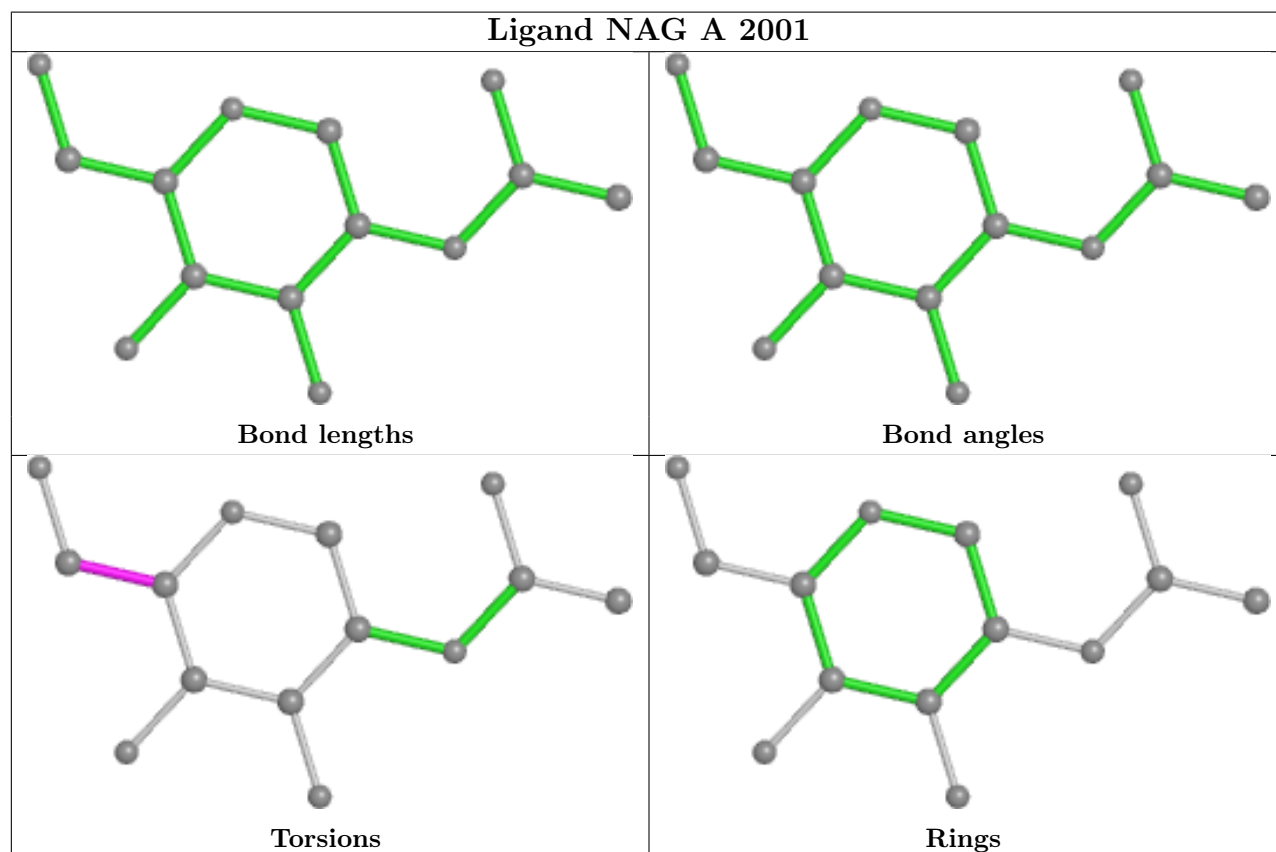
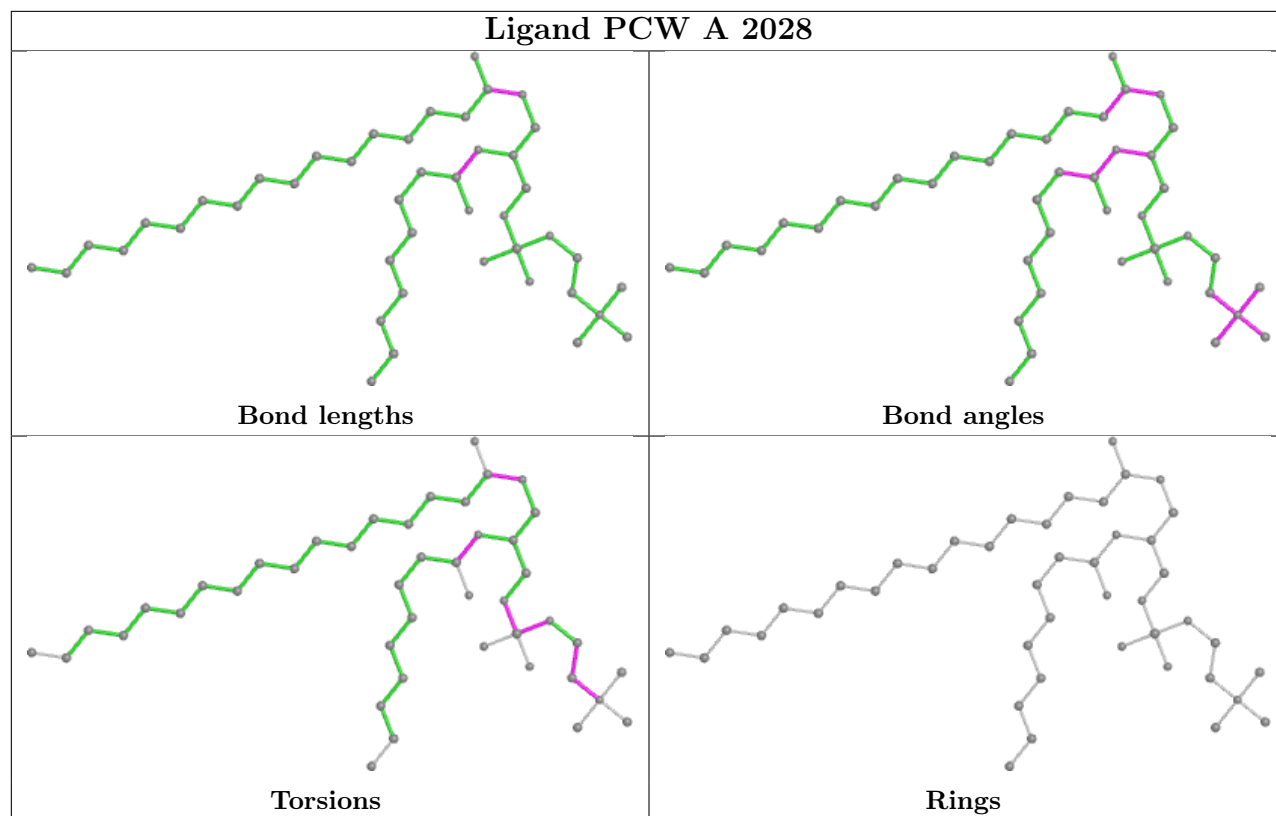


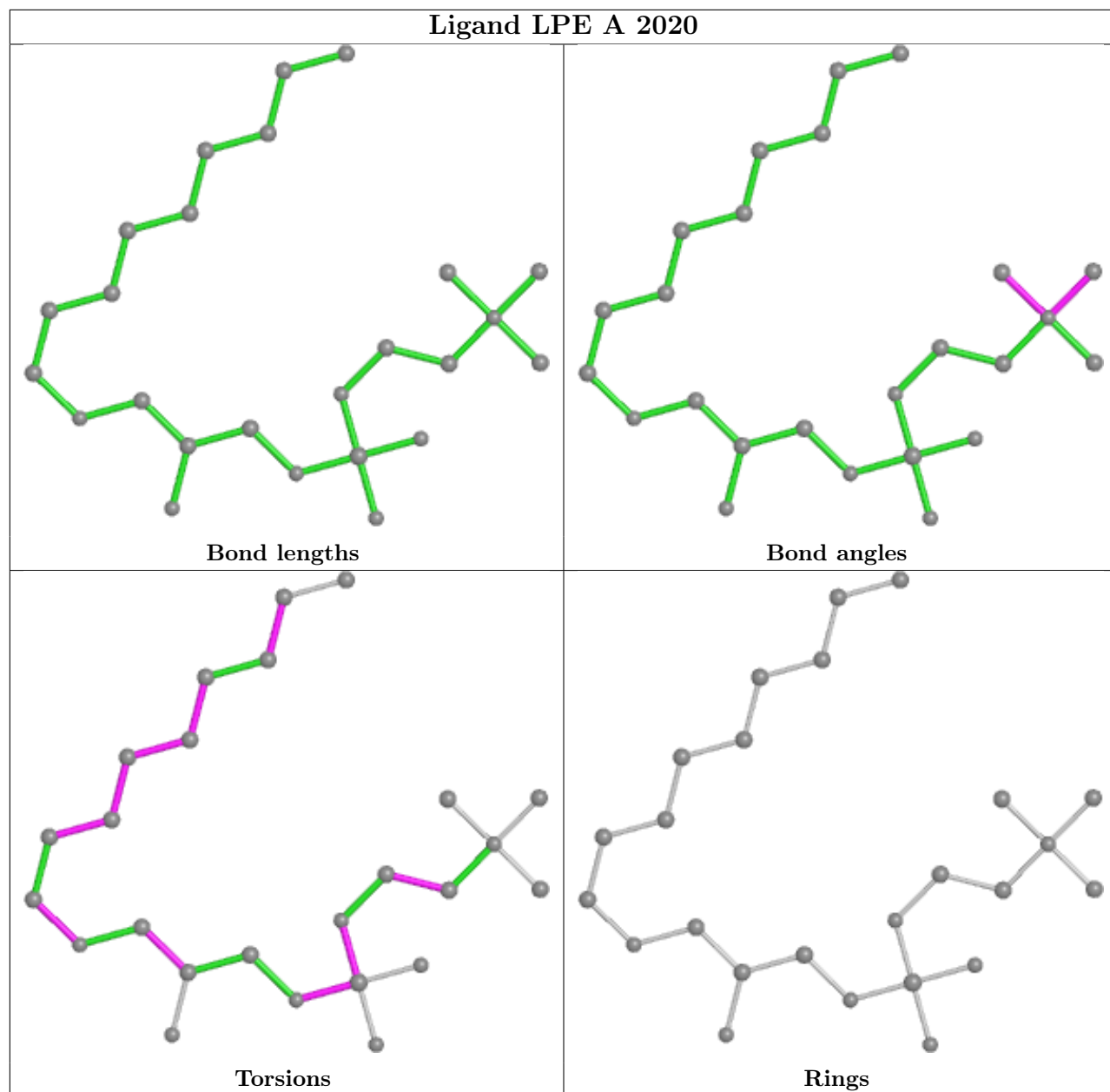


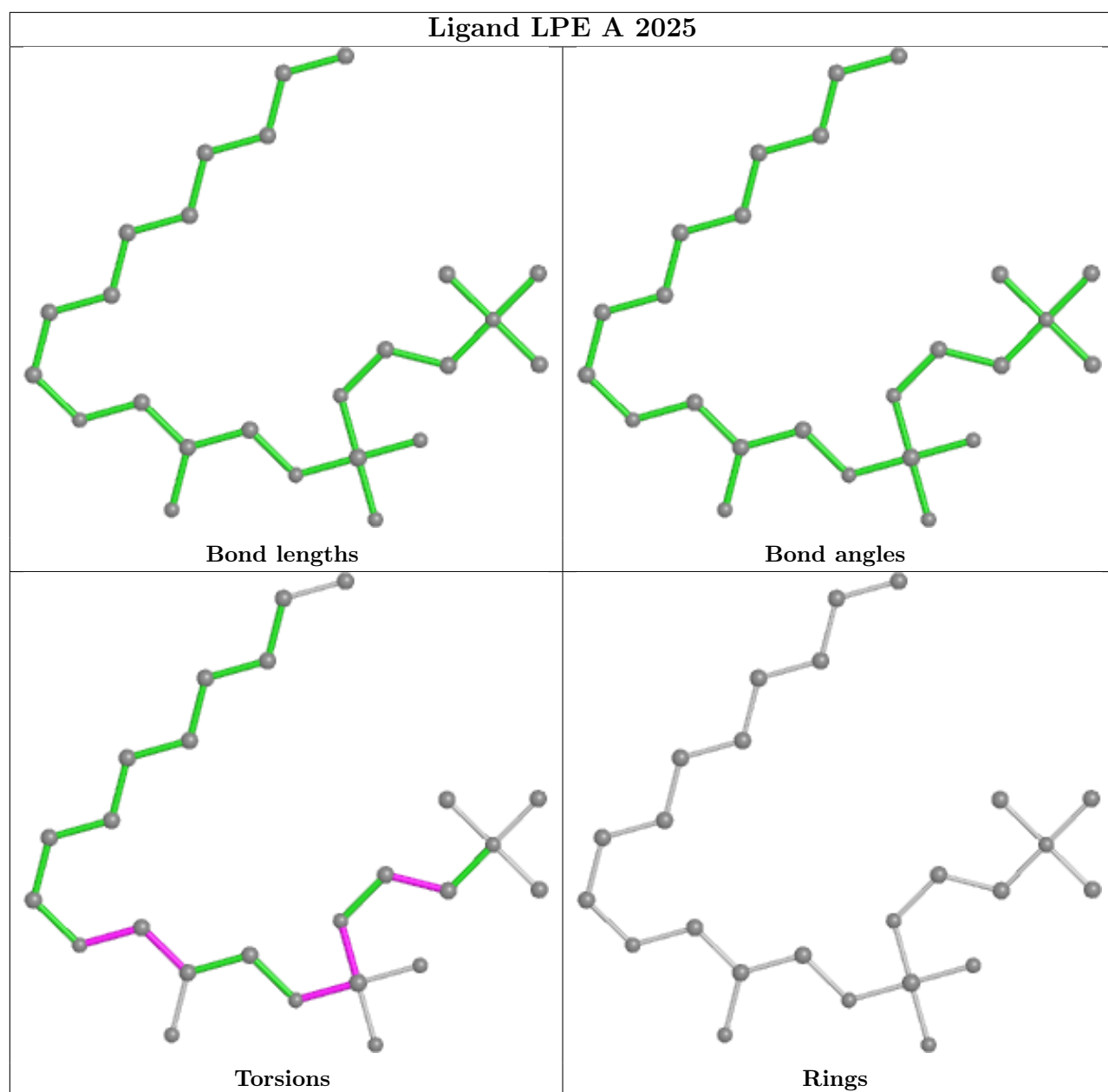


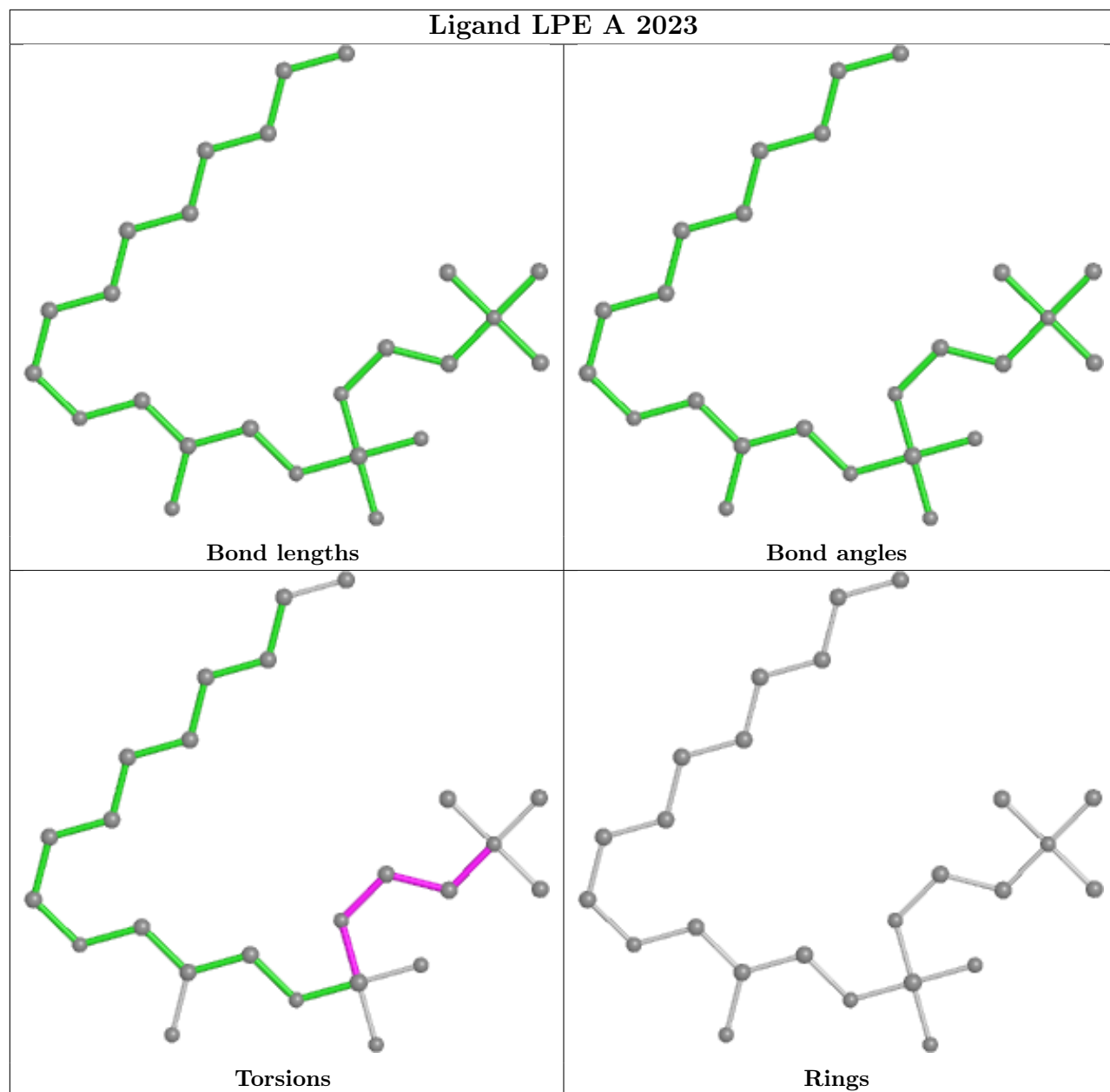


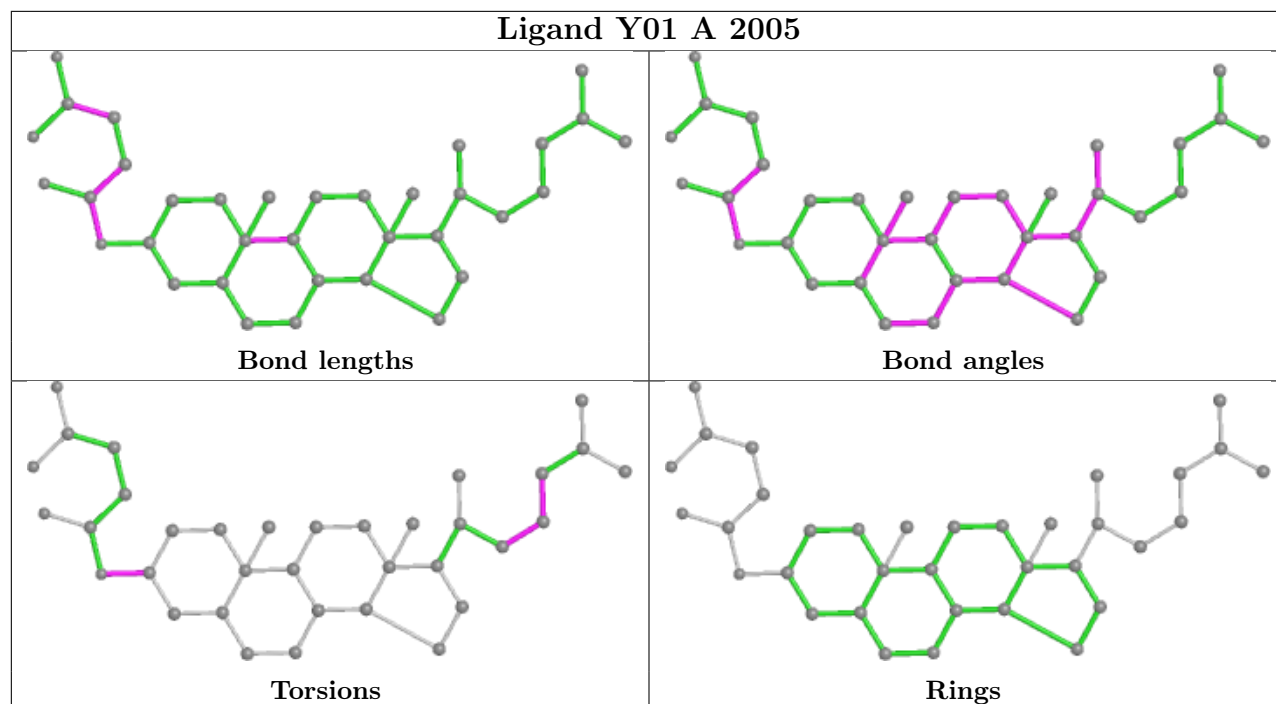


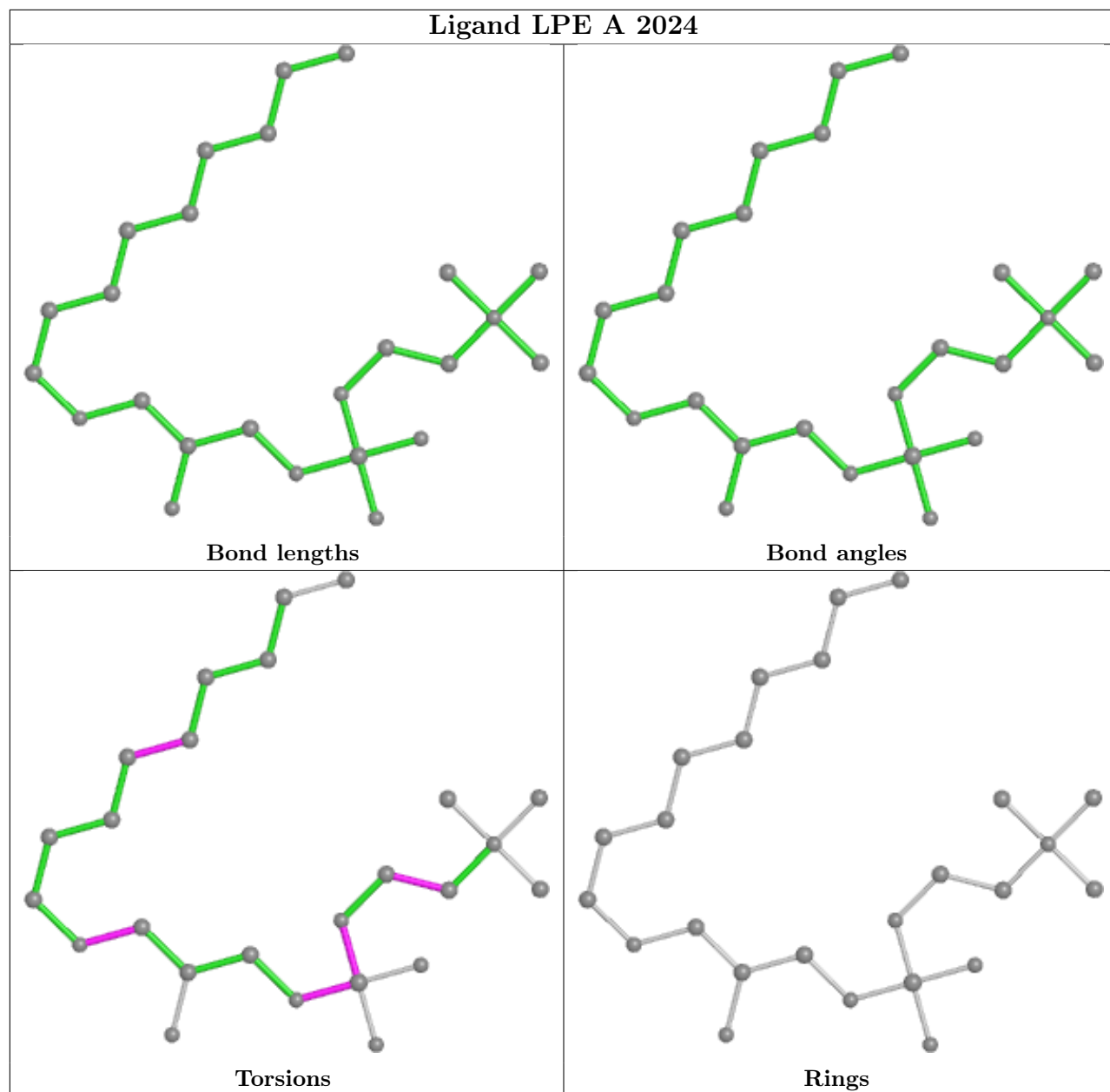


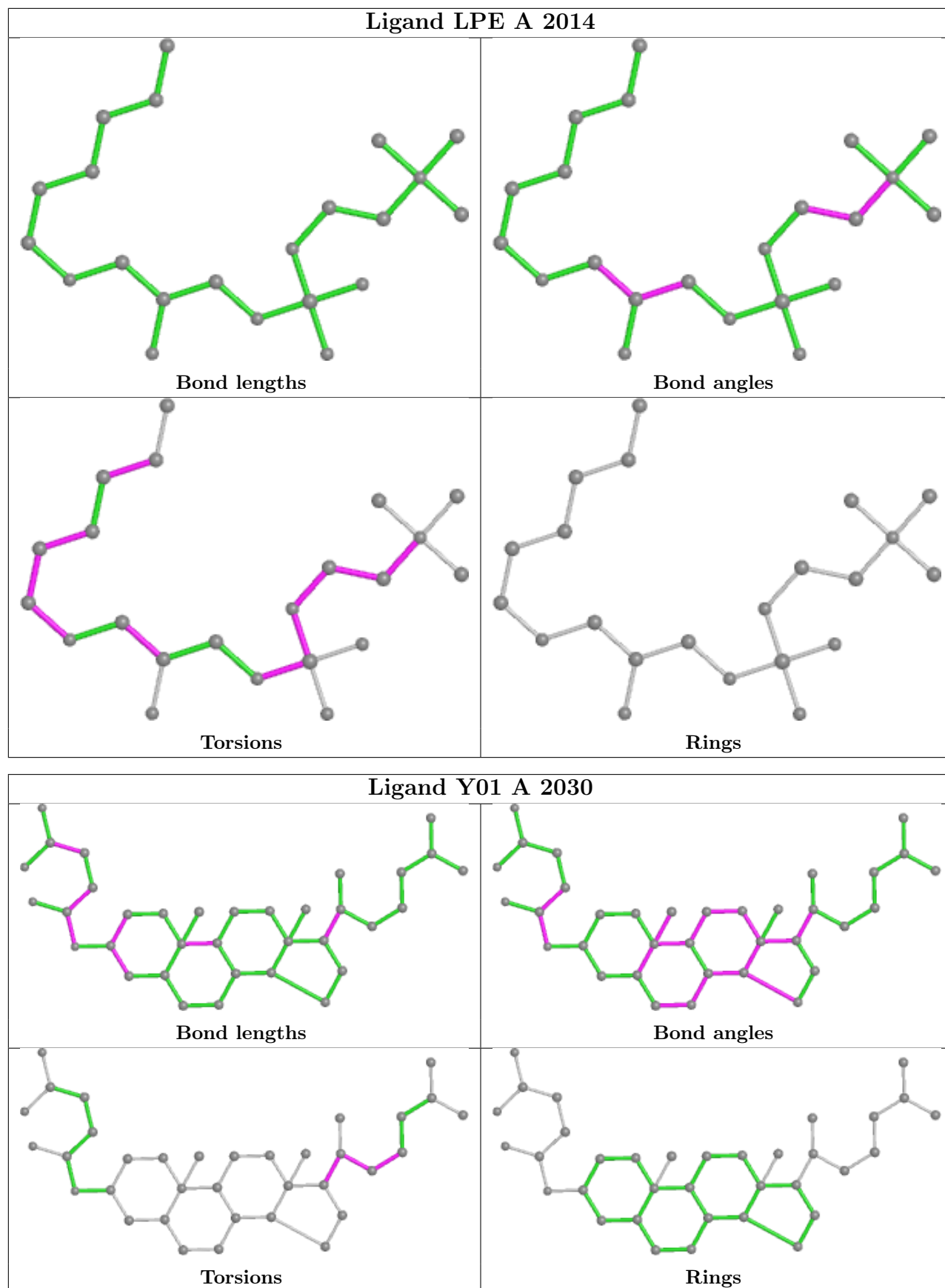


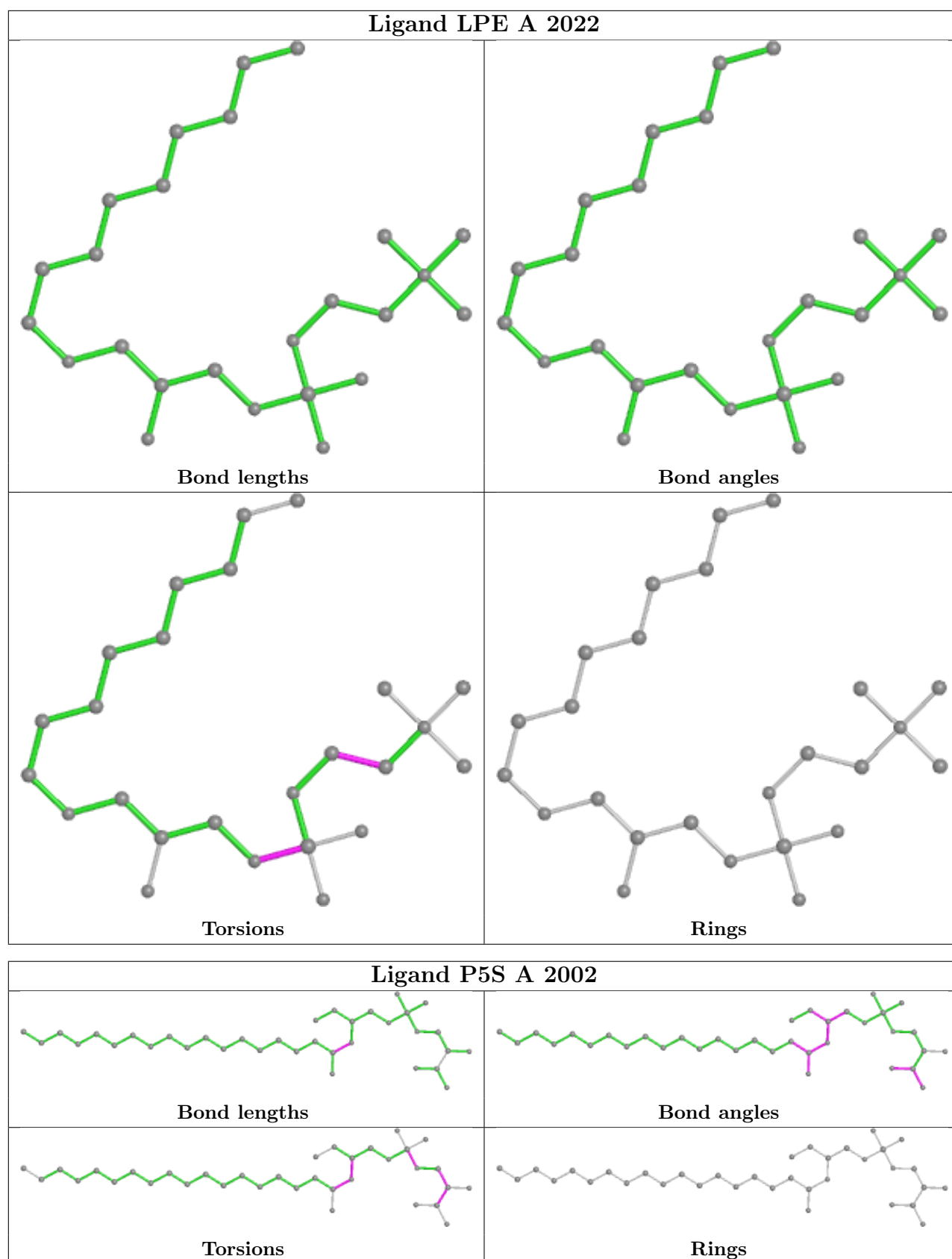


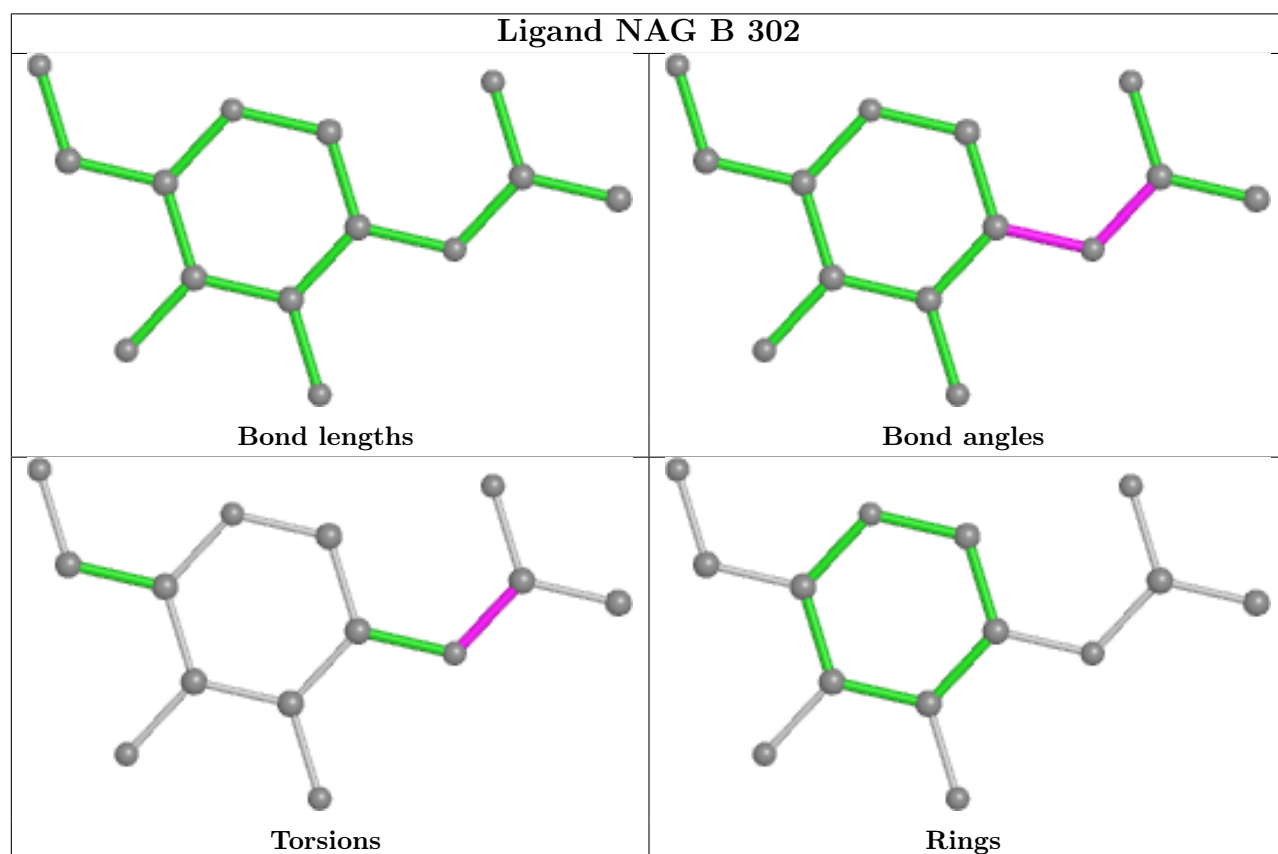
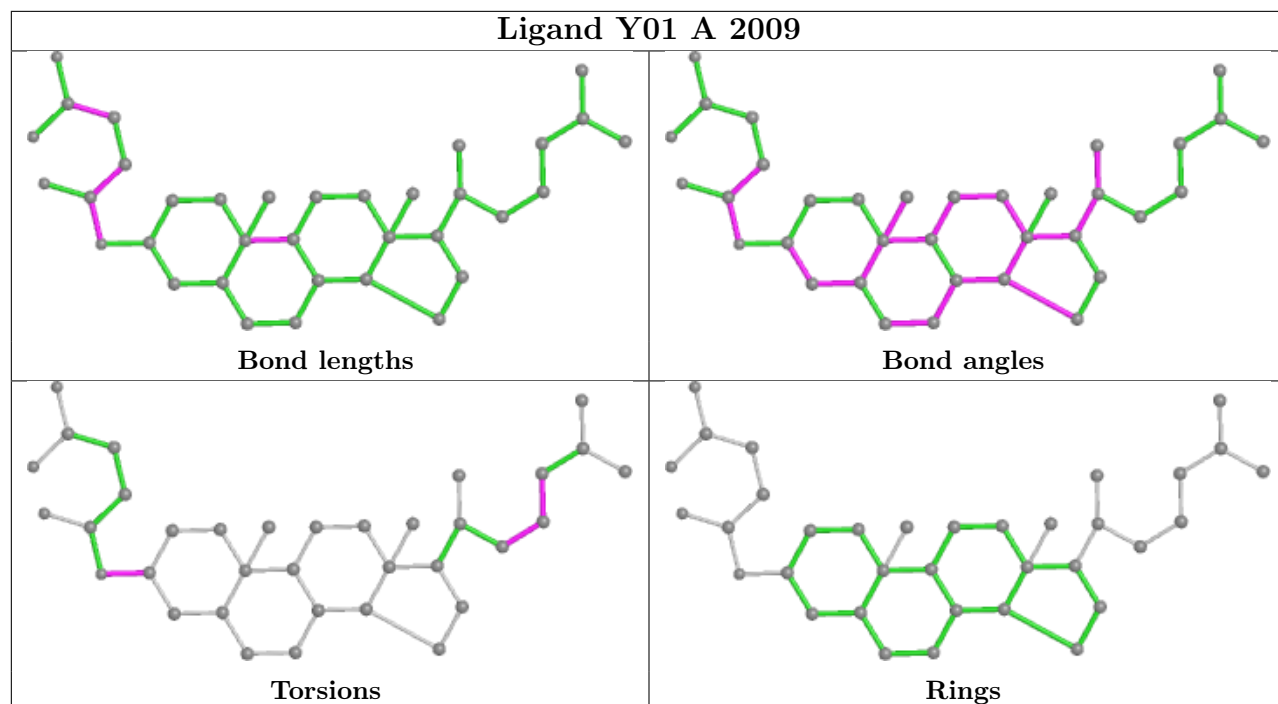


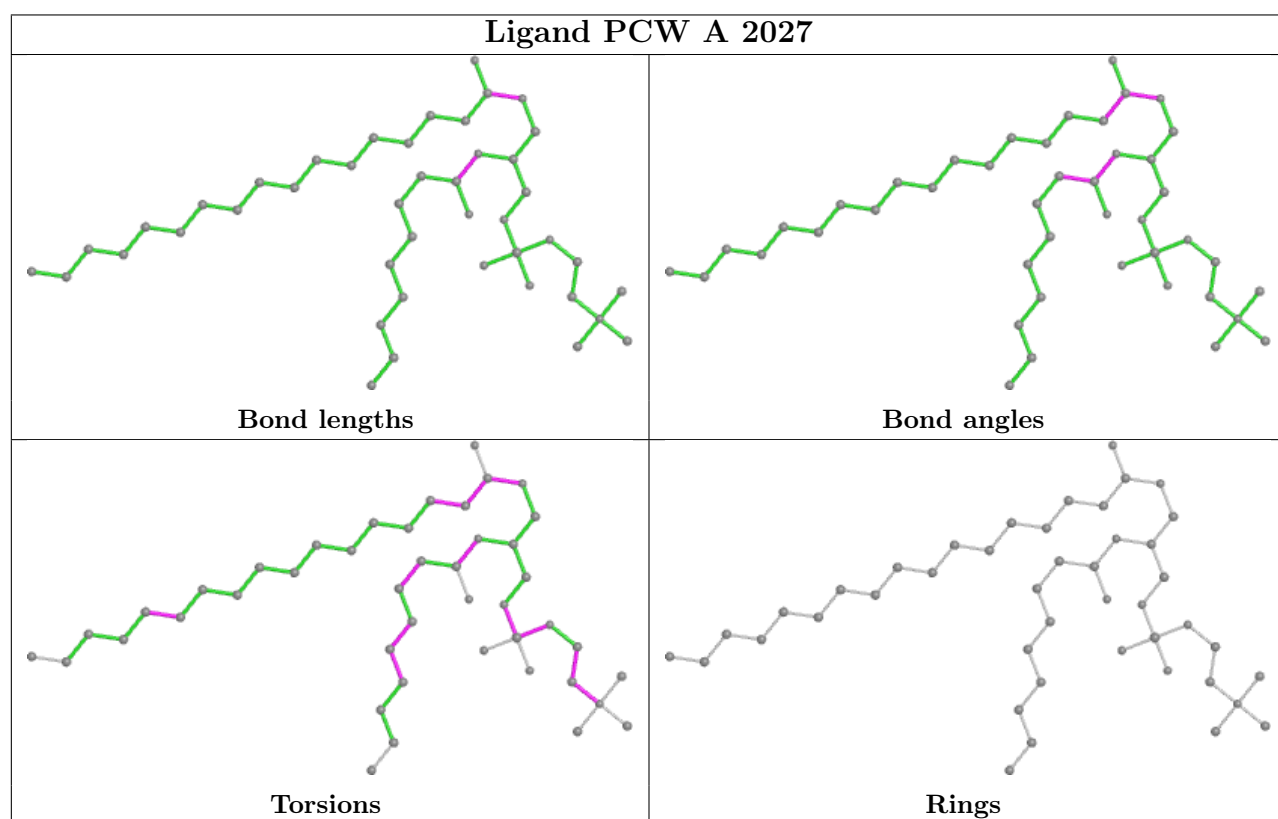
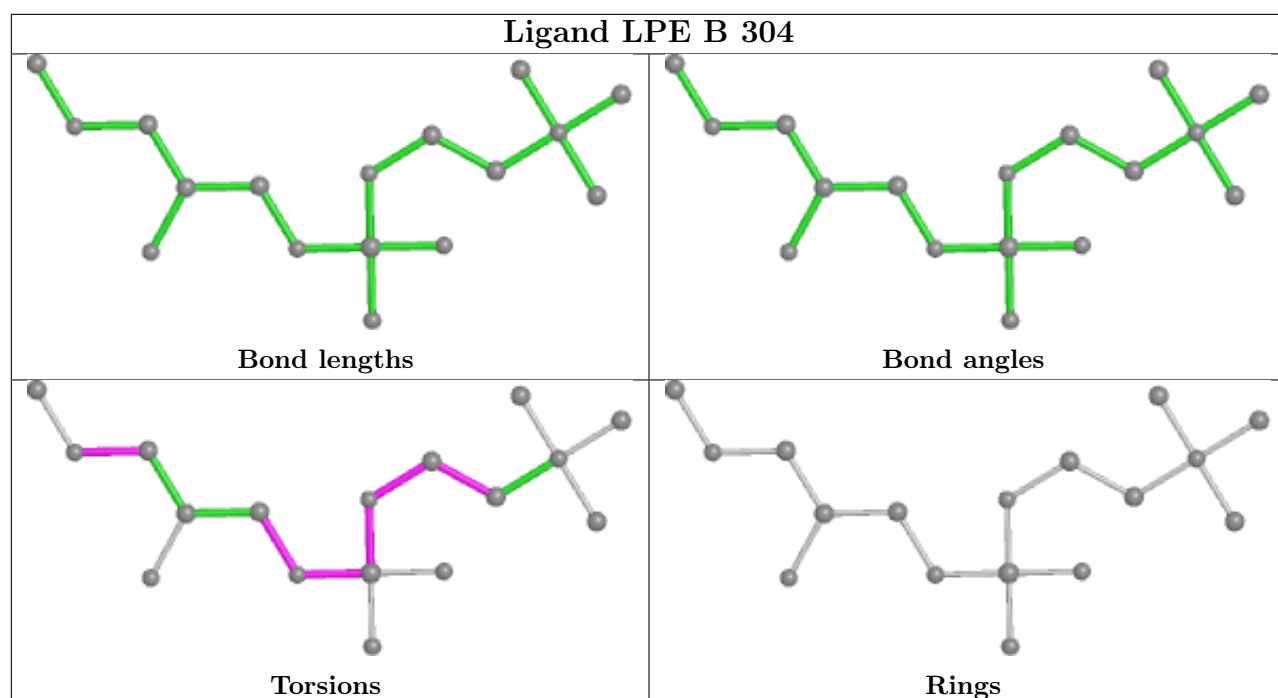


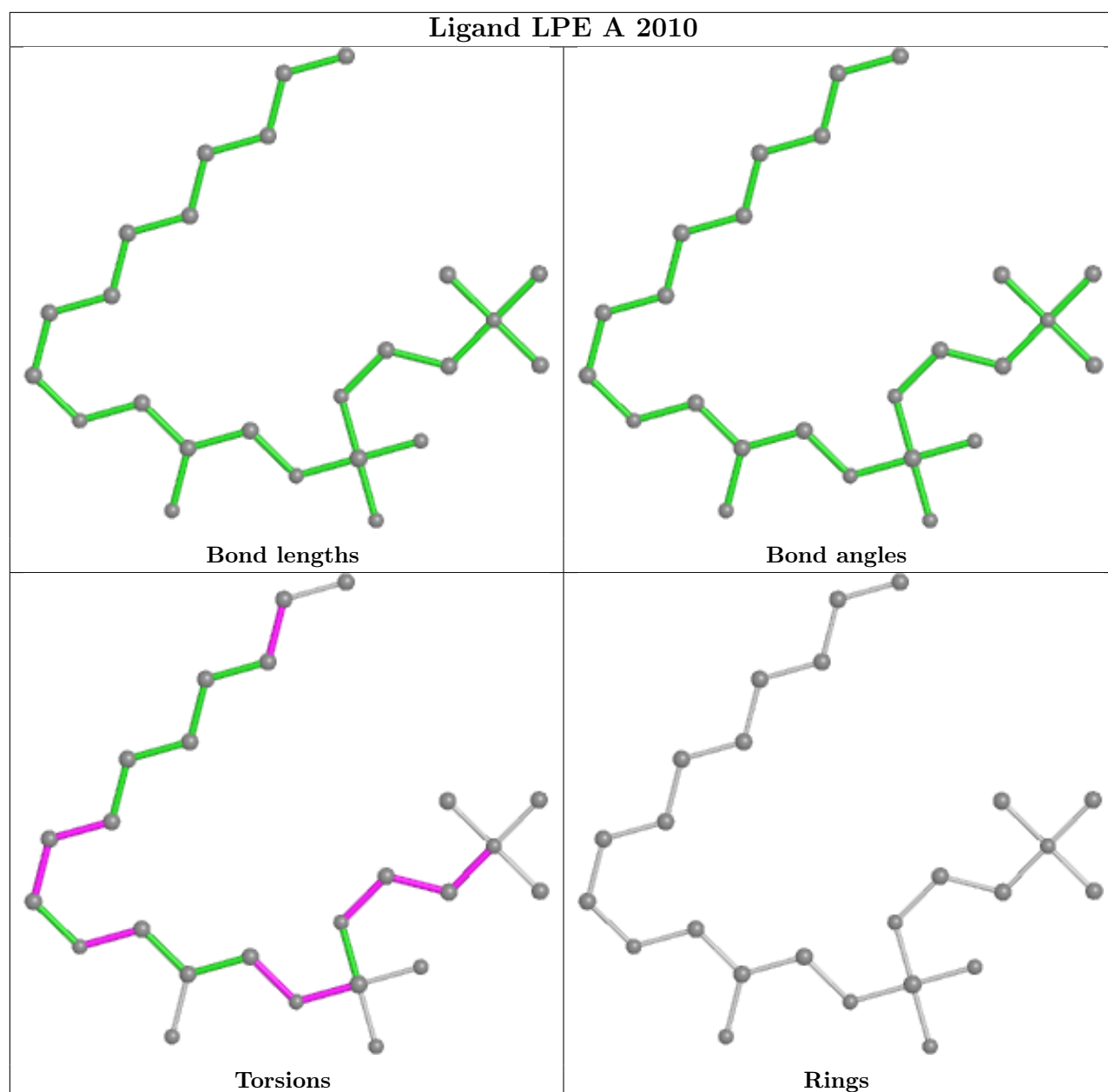












5.7 Other polymers [i](#)

There are no such residues in this entry.

5.8 Polymer linkage issues [i](#)

There are no chain breaks in this entry.

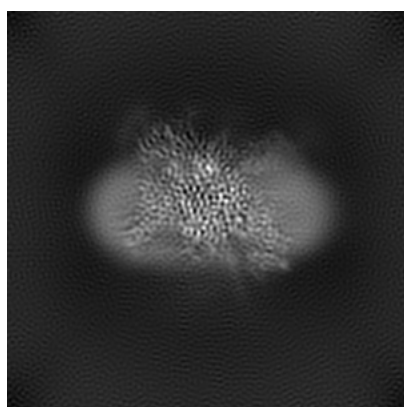
6 Map visualisation [i](#)

This section contains visualisations of the EMDB entry EMD-32369. These allow visual inspection of the internal detail of the map and identification of artifacts.

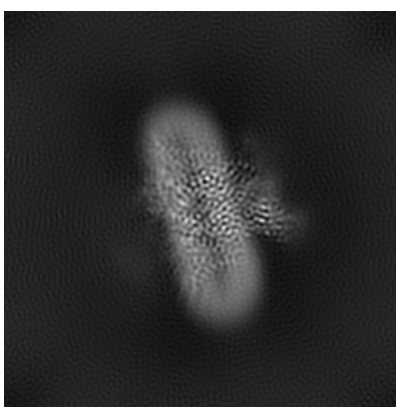
No raw map or half-maps were deposited for this entry and therefore no images, graphs, etc. pertaining to the raw map can be shown.

6.1 Orthogonal projections [i](#)

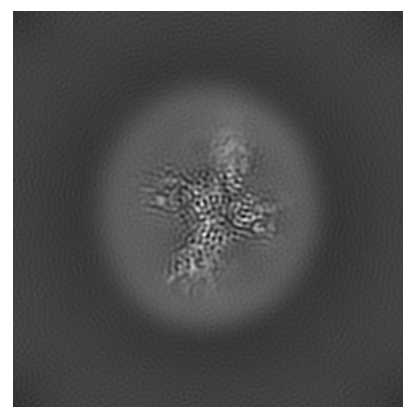
6.1.1 Primary map



X



Y

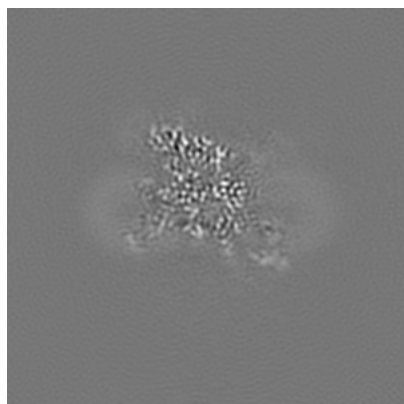


Z

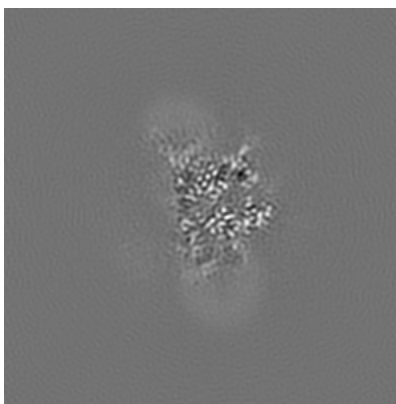
The images above show the map projected in three orthogonal directions.

6.2 Central slices [i](#)

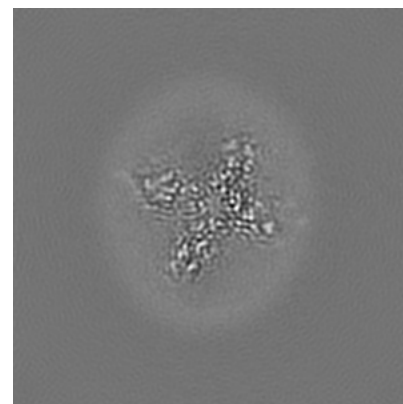
6.2.1 Primary map



X Index: 128



Y Index: 128

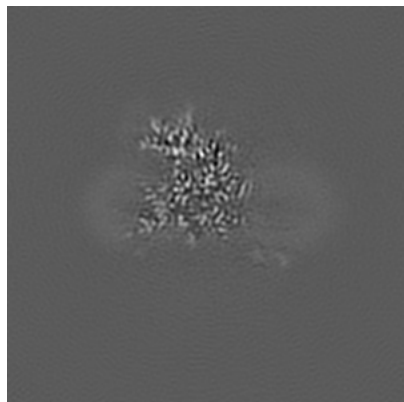


Z Index: 128

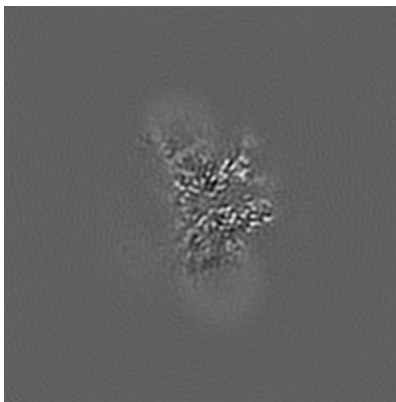
The images above show central slices of the map in three orthogonal directions.

6.3 Largest variance slices [i](#)

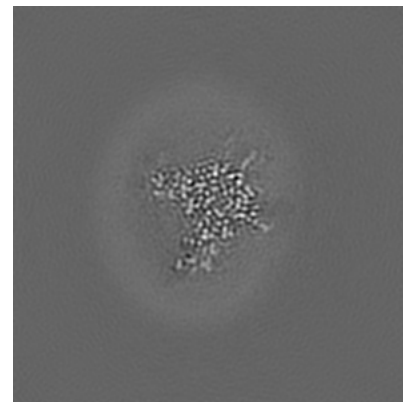
6.3.1 Primary map



X Index: 122



Y Index: 130



Z Index: 138

The images above show the largest variance slices of the map in three orthogonal directions.

6.4 Orthogonal surface views [i](#)

6.4.1 Primary map



X



Y



Z

The images above show the 3D surface view of the map at the recommended contour level 0.43. These images, in conjunction with the slice images, may facilitate assessment of whether an appropriate contour level has been provided.

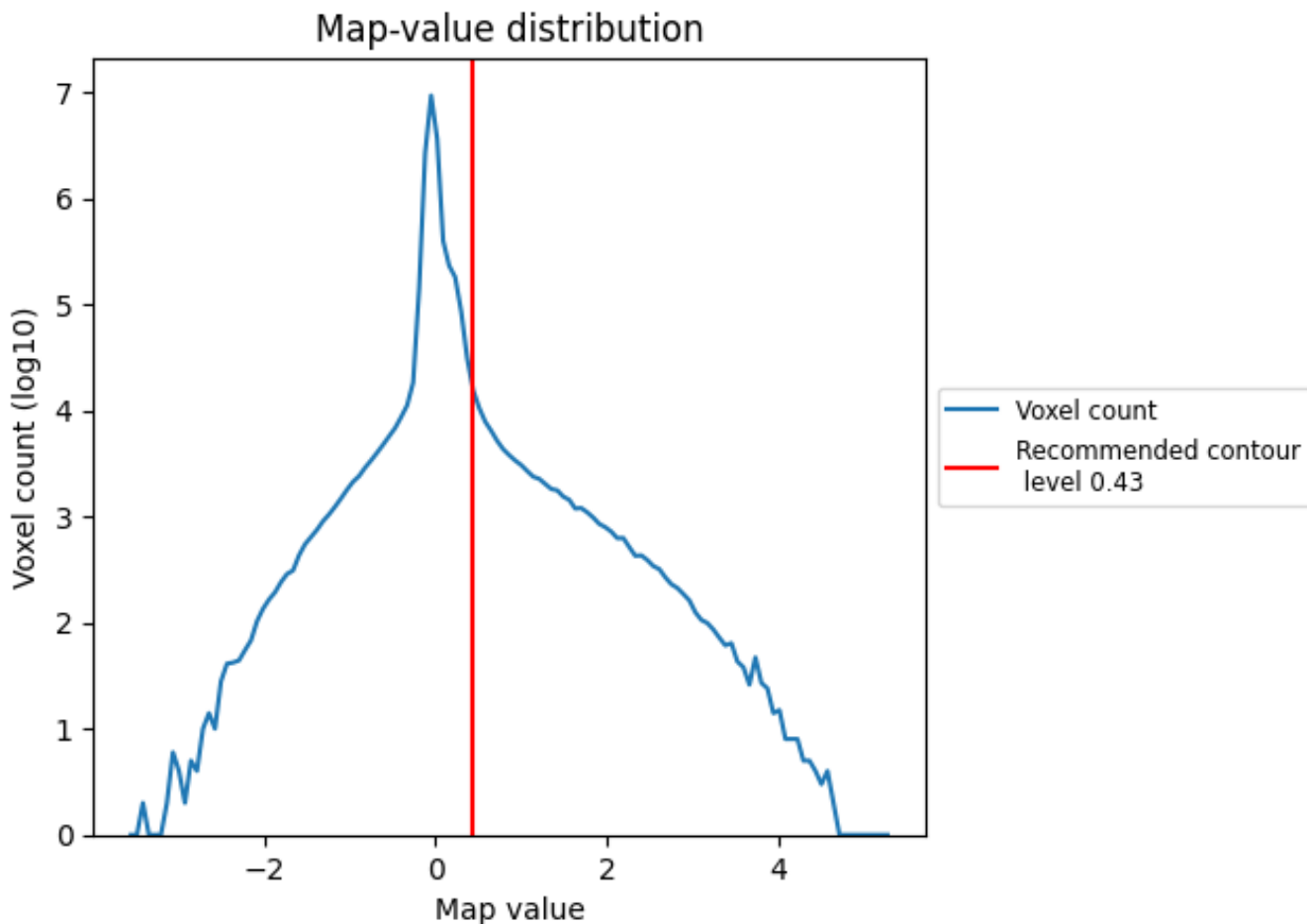
6.5 Mask visualisation

This section was not generated. No masks/segmentation were deposited.

7 Map analysis [i](#)

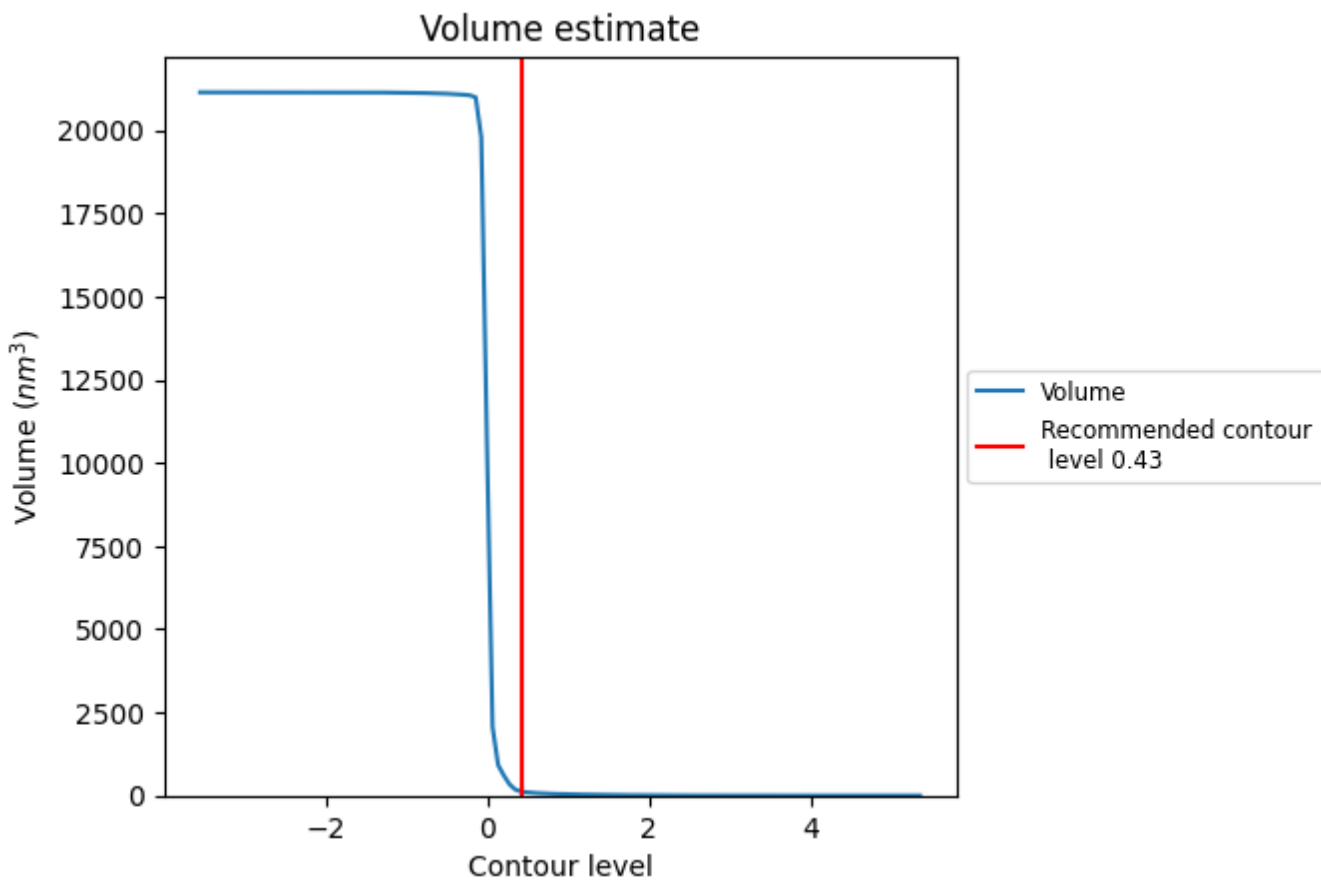
This section contains the results of statistical analysis of the map.

7.1 Map-value distribution [i](#)



The map-value distribution is plotted in 128 intervals along the x-axis. The y-axis is logarithmic. A spike in this graph at zero usually indicates that the volume has been masked.

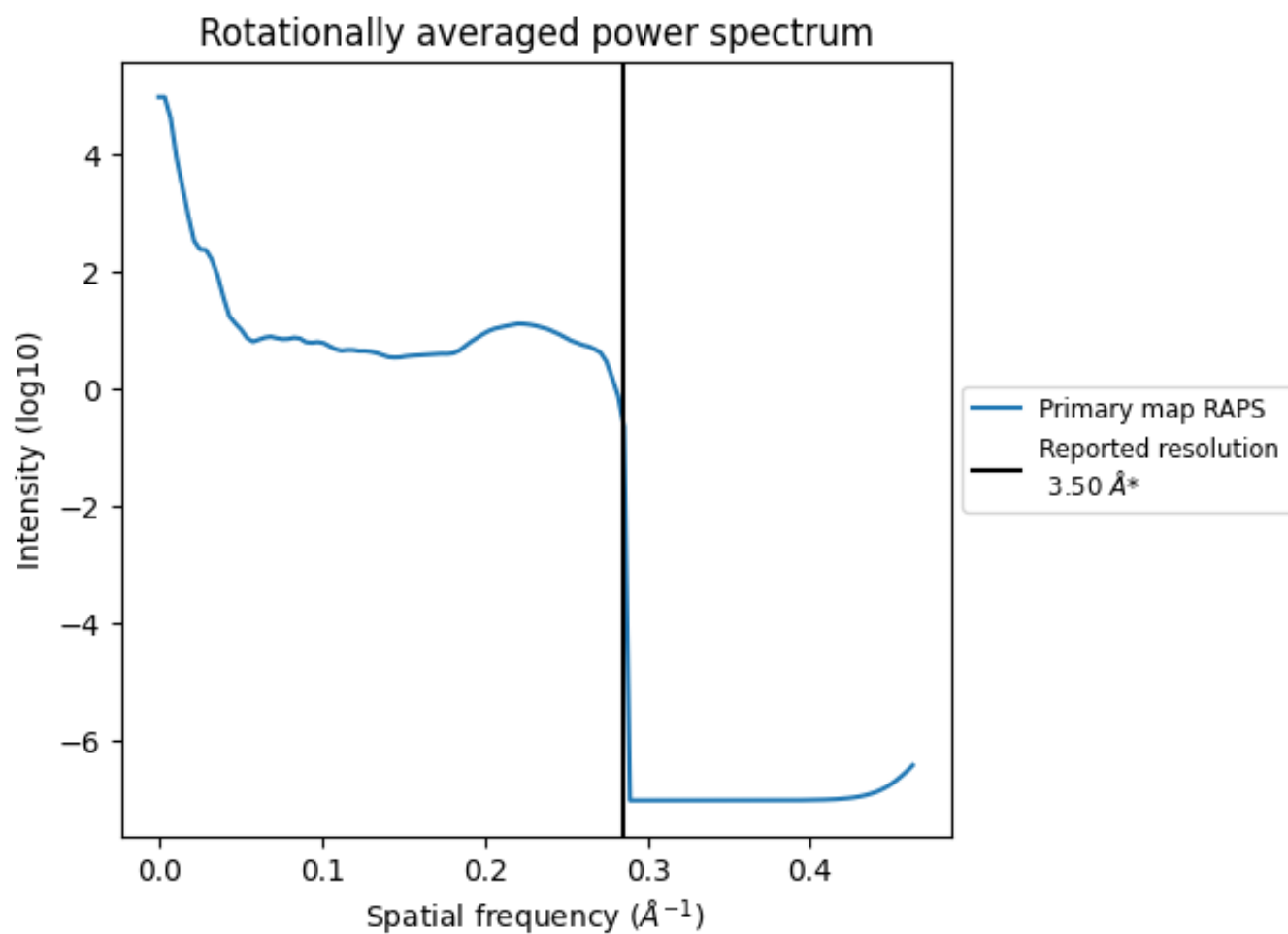
7.2 Volume estimate [i](#)



The volume at the recommended contour level is 118 nm³; this corresponds to an approximate mass of 106 kDa.

The volume estimate graph shows how the enclosed volume varies with the contour level. The recommended contour level is shown as a vertical line and the intersection between the line and the curve gives the volume of the enclosed surface at the given level.

7.3 Rotationally averaged power spectrum i



*Reported resolution corresponds to spatial frequency of 0.286 Å⁻¹

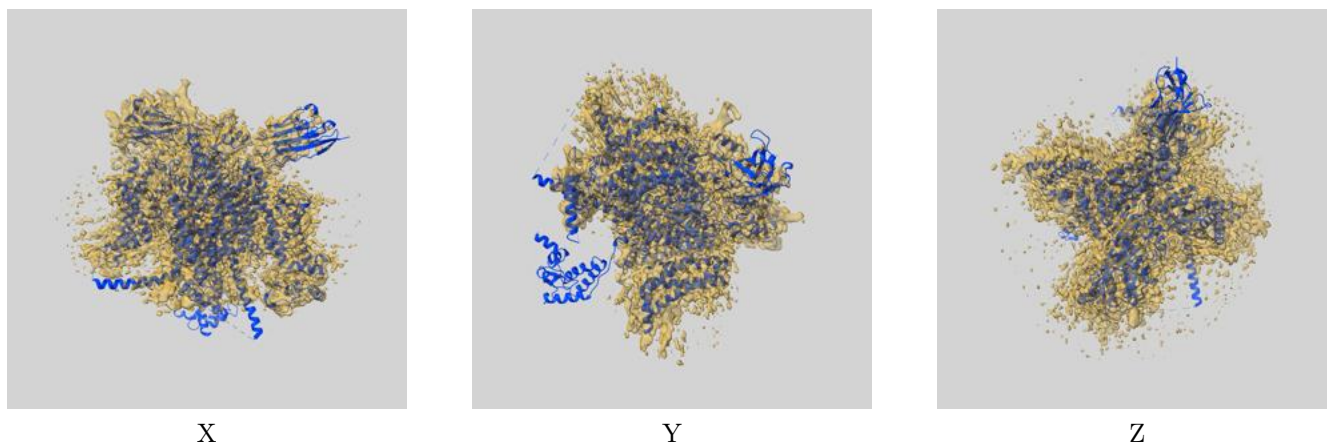
8 Fourier-Shell correlation

This section was not generated. No FSC curve or half-maps provided.

9 Map-model fit [i](#)

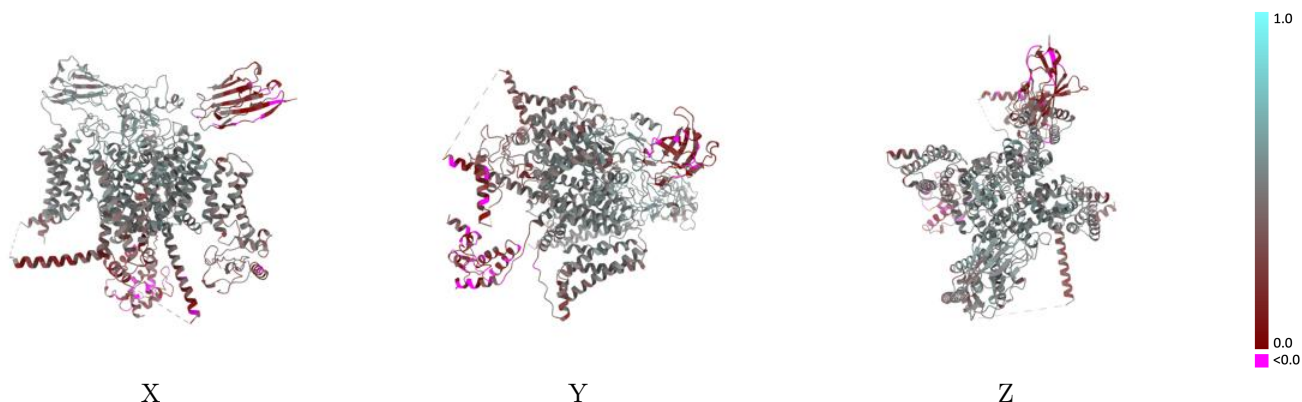
This section contains information regarding the fit between EMDB map EMD-32369 and PDB model 7W9L. Per-residue inclusion information can be found in section 3 on page 11.

9.1 Map-model overlay [i](#)



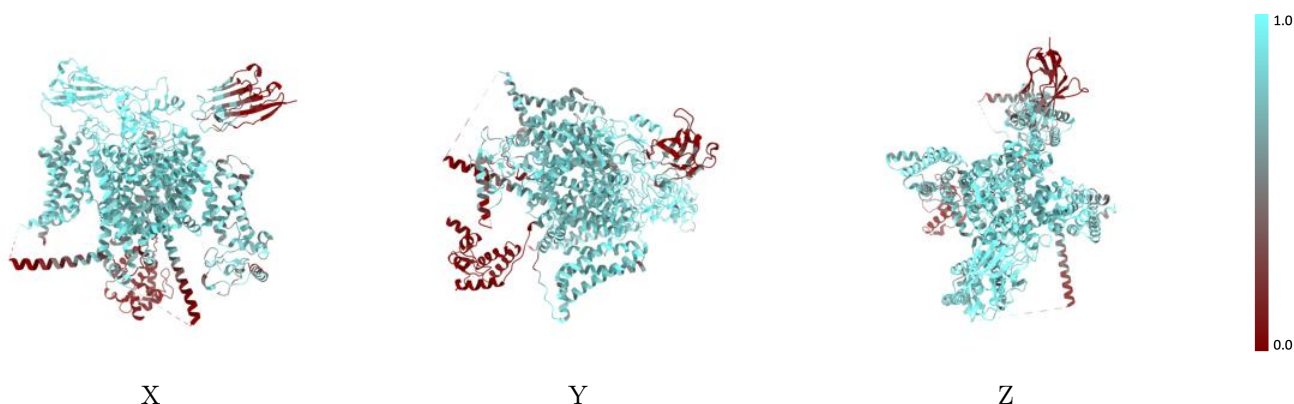
The images above show the 3D surface view of the map at the recommended contour level 0.43 at 50% transparency in yellow overlaid with a ribbon representation of the model coloured in blue. These images allow for the visual assessment of the quality of fit between the atomic model and the map.

9.2 Q-score mapped to coordinate model [i](#)



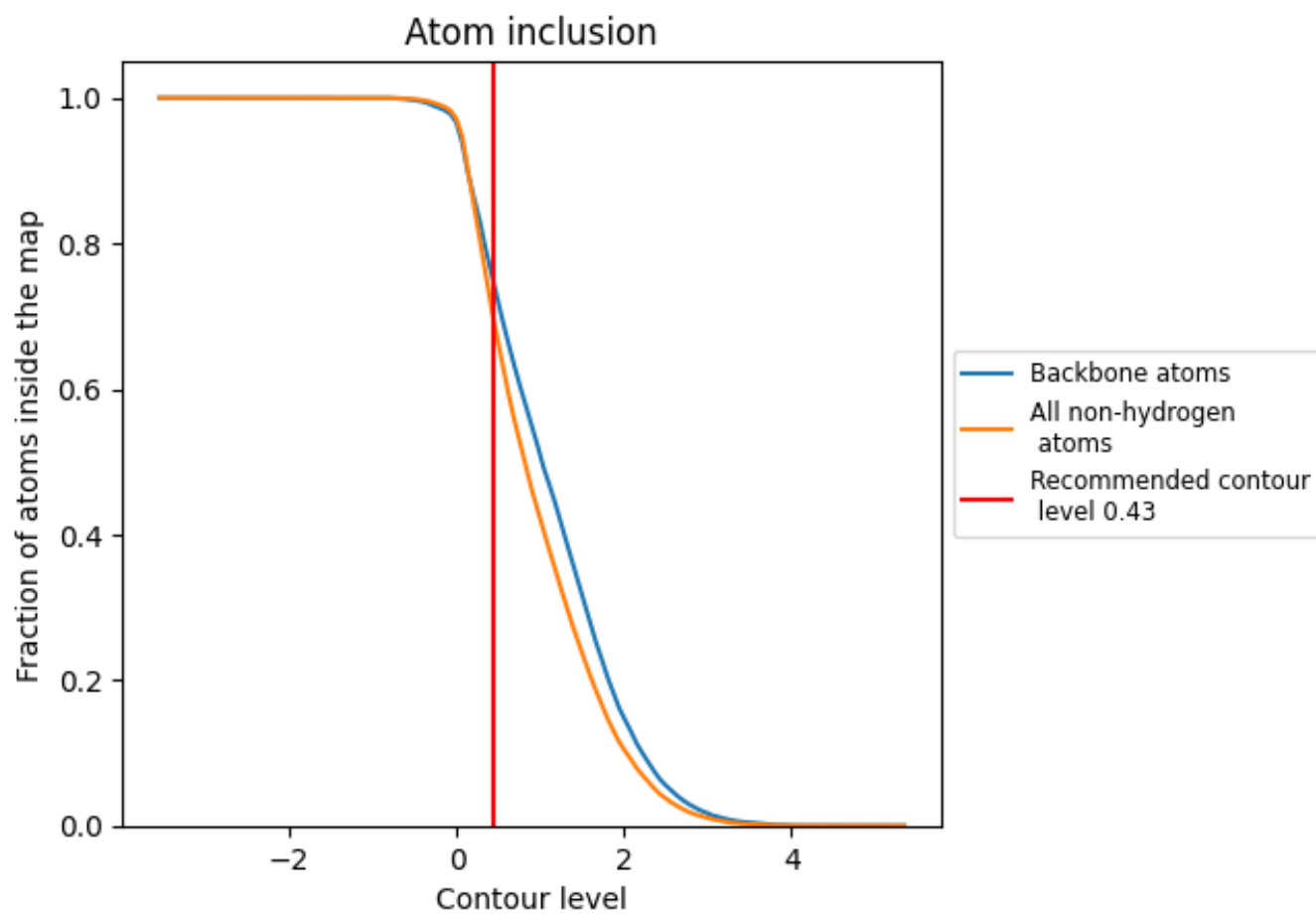
The images above show the model with each residue coloured according to its Q-score. This shows their resolvability in the map with higher Q-score values reflecting better resolvability. Please note: Q-score is calculating the resolvability of atoms, and thus high values are only expected at resolutions at which atoms can be resolved. Low Q-score values may therefore be expected for many entries.

9.3 Atom inclusion mapped to coordinate model [i](#)



The images above show the model with each residue coloured according to its atom inclusion. This shows to what extent they are inside the map at the recommended contour level (0.43).















9.4 Atom inclusion [i](#)



At the recommended contour level, 75% of all backbone atoms, 70% of all non-hydrogen atoms, are inside the map.

9.5 Map-model fit summary

The table lists the average atom inclusion at the recommended contour level (0.43) and Q-score for the entire model and for each chain.

Chain	Atom inclusion	Q-score
All	 0.7008	 0.4140
A	 0.7109	 0.4230
B	 0.8601	 0.4750
C	 0.3260	 0.2170
D	 0.7500	 0.3970
E	 0.6429	 0.2600
F	 0.8571	 0.4420

