



wwPDB X-ray Structure Validation Summary Report ⓘ

Jan 4, 2024 – 08:13 pm GMT

PDB ID : 4WQ1
Title : Complex of 70S ribosome with tRNA-Tyr and mRNA with C-A mismatch in the first position in the A-site.
Authors : Rozov, A.; Demeshkina, N.; Yusupov, M.; Yusupova, G.
Deposited on : 2014-10-21
Resolution : 3.10 Å (reported)

This is a wwPDB X-ray Structure Validation Summary Report for a publicly released PDB entry.

We welcome your comments at validation@mail.wwpdb.org

A user guide is available at

<https://www.wwpdb.org/validation/2017/XrayValidationReportHelp>

with specific help available everywhere you see the ⓘ symbol.

The types of validation reports are described at

<http://www.wwpdb.org/validation/2017/FAQs#types>.

The following versions of software and data (see [references ⓘ](#)) were used in the production of this report:

MolProbity : 4.02b-467
Mogul : 1.8.4, CSD as541be (2020)
Xtriage (Phenix) : 1.13
EDS : 2.36
Percentile statistics : 20191225.v01 (using entries in the PDB archive December 25th 2019)
Refmac : 5.8.0158
CCP4 : 7.0.044 (Gargrove)
Ideal geometry (proteins) : Engh & Huber (2001)
Ideal geometry (DNA, RNA) : Parkinson et al. (1996)
Validation Pipeline (wwPDB-VP) : 2.36

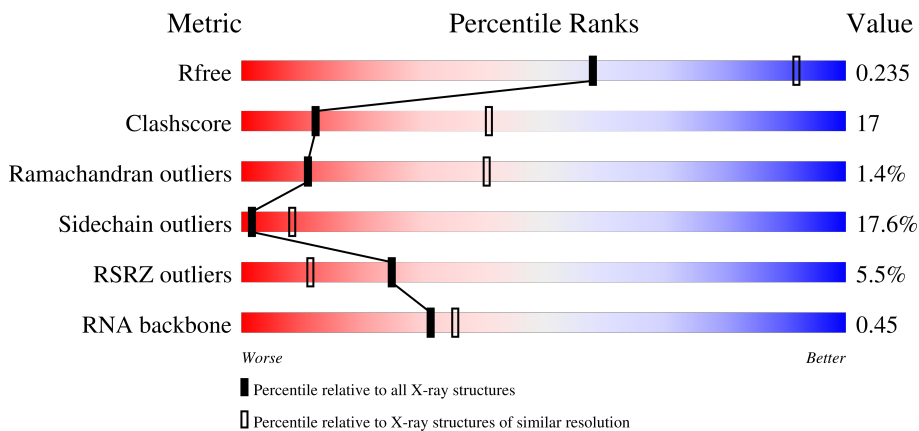
1 Overall quality at a glance

The following experimental techniques were used to determine the structure:

X-RAY DIFFRACTION

The reported resolution of this entry is 3.10 Å.

Percentile scores (ranging between 0-100) for global validation metrics of the entry are shown in the following graphic. The table shows the number of entries on which the scores are based.



Metric	Whole archive (#Entries)	Similar resolution (#Entries, resolution range(Å))
R_{free}	130704	1094 (3.10-3.10)
Clashscore	141614	1184 (3.10-3.10)
Ramachandran outliers	138981	1141 (3.10-3.10)
Sidechain outliers	138945	1141 (3.10-3.10)
RSRZ outliers	127900	1067 (3.10-3.10)
RNA backbone	3102	1116 (3.40-2.80)

The table below summarises the geometric issues observed across the polymeric chains and their fit to the electron density. The red, orange, yellow and green segments of the lower bar indicate the fraction of residues that contain outliers for ≥ 3 , 2, 1 and 0 types of geometric quality criteria respectively. A grey segment represents the fraction of residues that are not modelled. The numeric value for each fraction is indicated below the corresponding segment, with a dot representing fractions $\leq 5\%$. The upper red bar (where present) indicates the fraction of residues that have poor fit to the electron density. The numeric value is given above the bar.

Mol	Chain	Length	Quality of chain
1	13	1522	
2	12	256	
2	1E	256	
3	22	239	

Continued on next page...

Continued from previous page...

Mol	Chain	Length	Quality of chain
3	2E	239	4% 54% 27% 5% 14%
4	32	208	11% 50% 42% 8%
4	3E	208	6% 51% 39% 9%
5	42	162	2% 50% 34% 9% 7%
5	4E	162	2% 54% 30% 10% 7%
6	52	101	% 65% 29% 6%
6	5E	101	% 56% 41% .
7	62	156	18% 61% 31% 8% .
7	6E	156	4% 61% 33% 6% .
8	72	138	13% 71% 25% .
8	7E	138	% 53% 40% 7%
9	82	128	10% 49% 42% 8% .
9	8E	128	4% 45% 44% 11% .
10	1A	105	10% 41% 49% 5% 6%
10	1I	105	3% 48% 43% . 6%
11	2A	129	12% 57% 32% . 8%
11	2I	129	9% 57% 30% 5% 8%
12	3A	132	27% 57% 27% 11% . 5%
12	3I	132	4% 57% 34% . 5%
13	4A	126	34% 43% 41% 9% 7%
13	4I	126	6% 45% 37% 10% 8%
14	5A	61	44% 51% 41% . . 5%
14	5I	61	44% 43% 11% .
15	6A	89	6% 61% 31% 7% .
15	6I	89	58% 37% . .




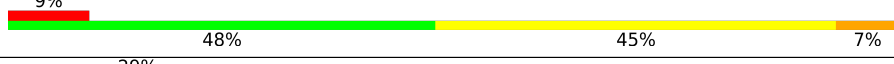

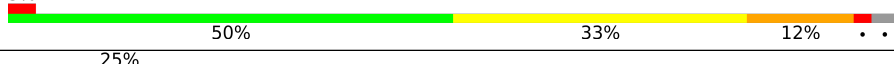
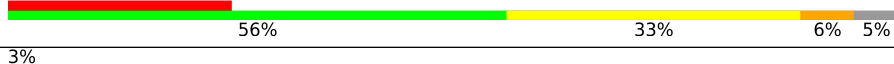
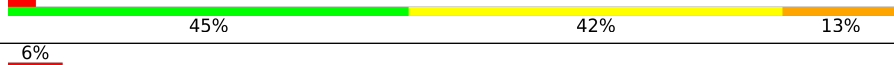
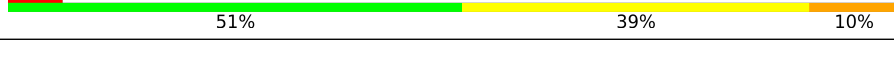

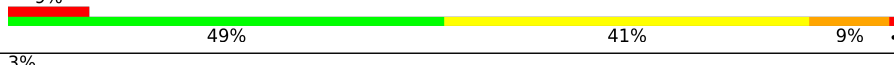
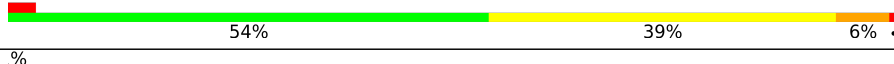
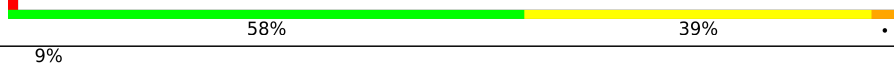

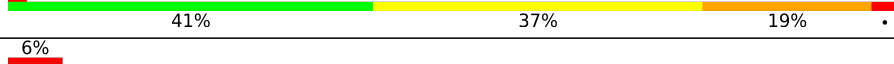










Continued on next page...

Continued from previous page...

Mol	Chain	Length	Quality of chain
16	7A	88	
16	7I	88	
17	8A	105	
17	8I	105	
18	9A	88	
18	9I	88	
19	AA	93	
19	AI	93	
20	BA	106	
20	BI	106	
21	1B	27	
21	1F	27	
22	1K	85	
22	1L	85	
22	3K	85	
22	3L	85	
23	2K	77	
23	2L	77	
24	4K	30	
24	4L	30	
25	14	2912	
25	1H	2912	
26	16	122	
26	1J	122	
27	11	272	

Continued on next page...

Continued from previous page...

Mol	Chain	Length	Quality of chain
28	21	205	
28	29	205	
29	31	202	
30	41	181	
30	49	181	
31	51	180	
31	59	180	
32	61	146	
32	69	146	
33	15	138	
33	58	138	
34	25	122	
34	68	122	
35	35	150	
35	78	150	
36	45	141	
36	88	141	
37	55	118	
37	98	118	
38	65	111	
38	A8	111	
39	75	137	
39	B8	137	
40	85	117	
40	C8	117	

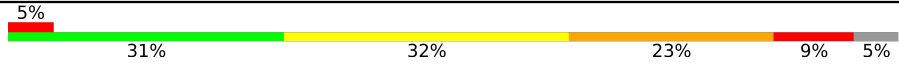

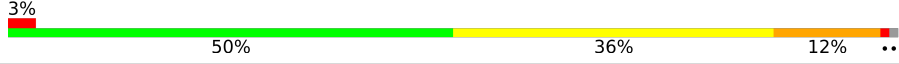

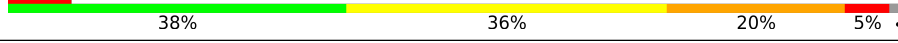
Continued on next page...

Continued from previous page...

Mol	Chain	Length	Quality of chain
41	95	101	7% 47% 38% 16%
41	D8	101	9% 52% 38% 10%
42	A5	113	% 53% 38% 9%
42	E8	113	5% 52% 37% 11%
43	B5	94	% 51% 38% 9%
43	F8	94	3% 48% 40% 11%
44	C5	110	14% 45% 33% 17% 5%
44	G8	110	3% 38% 45% 9% 5%
45	H8	175	38% 45% 44% 9%
46	E5	85	5% 44% 40% 7% 9%
46	I8	85	% 52% 33% 6% 9%
47	F5	98	10% 57% 33% 8% ..
47	J8	98	8% 52% 37% 9% ..
48	G5	66	6% 42% 47% 8%
48	K8	66	3% 42% 36% 18%
49	H5	59	0% 56% 37% 7%
49	L8	59	3% 56% 34% 10%
50	I5	66	74% 38% 48% 9% 5%
50	M8	66	38% 52% 41% 8%
51	J5	59	3% 56% 31% 12%
51	N8	59	15% 49% 39% 12%
52	K5	45	82% 42% 49% 9%
52	O8	45	58% 40% 38% 22%
53	L5	49	0% 53% 37% 8%
53	P8	49	0% 43% 43% 6% 8%

Continued on next page...

Continued from previous page...

Mol	Chain	Length	Quality of chain
54	Q8	65	
55	1G	1522	
56	19	276	
57	39	210	
58	D5	206	
59	M5	61	

The following table lists non-polymeric compounds, carbohydrate monomers and non-standard residues in protein, DNA, RNA chains that are outliers for geometric or electron-density-fit criteria:

Mol	Type	Chain	Res	Chirality	Geometry	Clashes	Electron density
60	MG	13	1667	-	-	-	X
60	MG	13	1668	-	-	-	X
60	MG	13	1711	-	-	-	X
60	MG	14	3064	-	-	-	X
60	MG	14	3069	-	-	-	X
60	MG	14	3093	-	-	-	X
60	MG	14	3143	-	-	-	X
60	MG	14	3144	-	-	-	X
60	MG	14	3145	-	-	-	X
60	MG	14	3189	-	-	-	X
60	MG	14	3211	-	-	-	X
60	MG	14	3216	-	-	-	X
60	MG	14	3253	-	-	-	X
60	MG	14	3294	-	-	-	X
60	MG	1H	3030	-	-	-	X
60	MG	1H	3108	-	-	-	X
60	MG	1H	3147	-	-	-	X
60	MG	1H	3155	-	-	-	X
60	MG	1H	3222	-	-	-	X
60	MG	1H	3256	-	-	-	X
60	MG	1H	3288	-	-	-	X
60	MG	1H	3298	-	-	-	X
60	MG	68	201	-	-	-	X

2 Entry composition [i](#)

There are 62 unique types of molecules in this entry. The entry contains 299951 atoms, of which 0 are hydrogens and 0 are deuteriums.

In the tables below, the ZeroOcc column contains the number of atoms modelled with zero occupancy, the AltConf column contains the number of residues with at least one atom in alternate conformation and the Trace column contains the number of residues modelled with at most 2 atoms.

- Molecule 1 is a RNA chain called 16S ribosomal RNA.

Mol	Chain	Residues	Atoms					ZeroOcc	AltConf	Trace
			Total	C	N	O	P			
1	13	1498	32207	14334	5973	10402	1498	0	0	0

- Molecule 2 is a protein called 30S ribosomal protein S2.

Mol	Chain	Residues	Atoms					ZeroOcc	AltConf	Trace
			Total	C	N	O	S			
2	1E	237	1924	1228	344	347	5	0	0	0
2	12	237	1924	1228	344	347	5	0	0	0

- Molecule 3 is a protein called 30S ribosomal protein S3.

Mol	Chain	Residues	Atoms					ZeroOcc	AltConf	Trace
			Total	C	N	O	S			
3	2E	205	1605	1011	313	280	1	0	0	0
3	22	206	1612	1016	314	281	1	0	0	0

- Molecule 4 is a protein called 30S ribosomal protein S4.

Mol	Chain	Residues	Atoms					ZeroOcc	AltConf	Trace
			Total	C	N	O	S			
4	3E	208	1702	1066	339	290	7	0	0	0
4	32	208	1702	1066	339	290	7	0	0	0

- Molecule 5 is a protein called 30S ribosomal protein S5.

Mol	Chain	Residues	Atoms					ZeroOcc	AltConf	Trace
			Total	C	N	O	S			
5	4E	151	1155	729	218	204	4	0	0	0

Continued on next page...

Continued from previous page...

Mol	Chain	Residues	Atoms					ZeroOcc	AltConf	Trace
5	42	151	Total	C	N	O	S	0	0	0
			1155	729	218	204	4			

- Molecule 6 is a protein called 30S ribosomal protein S6.

Mol	Chain	Residues	Atoms					ZeroOcc	AltConf	Trace
6	5E	101	Total	C	N	O	S	0	0	0
			842	531	155	153	3			
6	52	101	Total	C	N	O	S	0	0	0
			842	531	155	153	3			

- Molecule 7 is a protein called 30S ribosomal protein S7.

Mol	Chain	Residues	Atoms					ZeroOcc	AltConf	Trace
7	6E	155	Total	C	N	O	S	0	0	0
			1256	781	252	217	6			
7	62	155	Total	C	N	O	S	0	0	0
			1256	781	252	217	6			

- Molecule 8 is a protein called 30S ribosomal protein S8.

Mol	Chain	Residues	Atoms					ZeroOcc	AltConf	Trace
8	7E	138	Total	C	N	O	S	0	0	0
			1115	705	215	192	3			
8	72	138	Total	C	N	O	S	0	0	0
			1115	705	215	192	3			

- Molecule 9 is a protein called 30S ribosomal protein S9.

Mol	Chain	Residues	Atoms				ZeroOcc	AltConf	Trace
9	8E	127	Total	C	N	O	0	0	0
			1009	639	197	173			
9	82	127	Total	C	N	O	0	0	0
			1009	639	197	173			

- Molecule 10 is a protein called 30S ribosomal protein S10.

Mol	Chain	Residues	Atoms					ZeroOcc	AltConf	Trace
10	1I	99	Total	C	N	O	S	0	0	0
			801	504	157	139	1			
10	1A	99	Total	C	N	O	S	0	0	0
			801	504	157	139	1			

- Molecule 11 is a protein called 30S ribosomal protein S11.

Mol	Chain	Residues	Atoms					ZeroOcc	AltConf	Trace
11	2I	119	Total	C	N	O	S	0	0	0
			884	549	168	164	3			
11	2A	119	Total	C	N	O	S	0	0	0
			884	549	168	164	3			

- Molecule 12 is a protein called 30S ribosomal protein S12.

Mol	Chain	Residues	Atoms					ZeroOcc	AltConf	Trace
12	3I	125	Total	C	N	O	S	0	0	0
			975	614	196	164	1			
12	3A	125	Total	C	N	O	S	0	0	0
			975	614	196	164	1			

- Molecule 13 is a protein called 30S ribosomal protein S13.

Mol	Chain	Residues	Atoms					ZeroOcc	AltConf	Trace
13	4I	116	Total	C	N	O	S	0	0	0
			928	574	191	161	2			
13	4A	117	Total	C	N	O	S	0	0	0
			933	577	192	162	2			

- Molecule 14 is a protein called 30S ribosomal protein S14 type Z.

Mol	Chain	Residues	Atoms					ZeroOcc	AltConf	Trace
14	5I	61	Total	C	N	O	S	0	0	0
			498	316	105	72	5			
14	5A	58	Total	C	N	O	S	0	0	0
			475	303	99	69	4			

- Molecule 15 is a protein called 30S ribosomal protein S15.

Mol	Chain	Residues	Atoms					ZeroOcc	AltConf	Trace
15	6I	88	Total	C	N	O	S	0	0	0
			733	459	147	125	2			
15	6A	88	Total	C	N	O	S	0	0	0
			733	459	147	125	2			

- Molecule 16 is a protein called 30S ribosomal protein S16.

Mol	Chain	Residues	Atoms					ZeroOcc	AltConf	Trace
16	7I	84	Total	C	N	O	S	0	0	0
			705	446	140	118	1			
16	7A	84	Total	C	N	O	S	0	0	0
			705	446	140	118	1			

- Molecule 17 is a protein called 30S ribosomal protein S17.

Mol	Chain	Residues	Atoms					ZeroOcc	AltConf	Trace
17	8I	100	Total	C	N	O	S	0	0	0
			834	534	155	143	2			
17	8A	100	Total	C	N	O	S	0	0	0
			834	534	155	143	2			

- Molecule 18 is a protein called 30S ribosomal protein S18.

Mol	Chain	Residues	Atoms				ZeroOcc	AltConf	Trace
18	9I	72	Total	C	N	O	0	0	0
			590	376	117	97			
18	9A	72	Total	C	N	O	0	0	0
			590	376	117	97			

- Molecule 19 is a protein called 30S ribosomal protein S19.

Mol	Chain	Residues	Atoms					ZeroOcc	AltConf	Trace
19	AI	83	Total	C	N	O	S	0	0	0
			665	424	124	115	2			
19	AA	82	Total	C	N	O	S	0	0	0
			640	407	118	113	2			

- Molecule 20 is a protein called 30S ribosomal protein S20.

Mol	Chain	Residues	Atoms					ZeroOcc	AltConf	Trace
20	BI	99	Total	C	N	O	S	0	0	0
			762	470	162	128	2			
20	BA	99	Total	C	N	O	S	0	0	0
			762	470	162	128	2			

- Molecule 21 is a protein called 30S ribosomal protein Thx.

Mol	Chain	Residues	Atoms				ZeroOcc	AltConf	Trace
21	1F	25	Total	C	N	O	0	0	0
			217	134	52	31			

Continued on next page...

Continued from previous page...

Mol	Chain	Residues	Atoms				ZeroOcc	AltConf	Trace
			Total	C	N	O			
21	1B	25	217	134	52	31	0	0	0

- Molecule 22 is a RNA chain called tRNA-Tyr.

Mol	Chain	Residues	Atoms						ZeroOcc	AltConf	Trace
			Total	C	N	O	P	S			
22	1K	85	1825	822	323	593	85	2	0	0	0
22	3K	74	1595	719	286	514	74	2	0	0	0
22	1L	74	1595	719	286	514	74	2	0	0	0
22	3L	75	1615	728	288	522	75	2	0	0	0

- Molecule 23 is a RNA chain called tRNA-fMET.

Mol	Chain	Residues	Atoms						ZeroOcc	AltConf	Trace
			Total	C	N	O	P	S			
23	2K	77	1645	734	298	535	77	1	0	0	0
23	2L	77	1645	734	298	535	77	1	0	0	0

There are 2 discrepancies between the modelled and reference sequences:

Chain	Residue	Modelled	Actual	Comment	Reference
2K	18	C	U	conflict	GB 675817920
2L	18	C	U	conflict	GB 675817920

- Molecule 24 is a RNA chain called mRNA.

Mol	Chain	Residues	Atoms					ZeroOcc	AltConf	Trace
			Total	C	N	O	P			
24	4K	15	325	147	68	95	15	0	0	0
24	4L	16	347	157	73	101	16	0	0	0

- Molecule 25 is a RNA chain called 23S ribosomal RNA.

Mol	Chain	Residues	Atoms					ZeroOcc	AltConf	Trace
			Total	C	N	O	P			
25	1H	2912	62707	27911	11722	20163	2911	0	0	0

Continued on next page...

Continued from previous page...

Mol	Chain	Residues	Atoms					ZeroOcc	AltConf	Trace
			Total	C	N	O	P			
25	14	2907	62605	27865	11708	20126	2906	0	0	0

There are 6 discrepancies between the modelled and reference sequences:

Chain	Residue	Modelled	Actual	Comment	Reference
1H	161	U	-	insertion	GB 48268
1H	493	G	-	insertion	GB 48268
1H	1228	G	-	insertion	GB 48268
14	161	U	-	insertion	GB 48268
14	493	G	-	insertion	GB 48268
14	1228	G	-	insertion	GB 48268

- Molecule 26 is a RNA chain called 5S ribosomal RNA.

Mol	Chain	Residues	Atoms					ZeroOcc	AltConf	Trace
			Total	C	N	O	P			
26	16	122	2617	1166	486	844	121	0	0	0
26	1J	122	2617	1166	486	844	121	0	0	0

- Molecule 27 is a protein called 50S ribosomal protein L2.

Mol	Chain	Residues	Atoms					ZeroOcc	AltConf	Trace
			Total	C	N	O	S			
27	11	272	2115	1335	420	357	3	0	0	0

- Molecule 28 is a protein called 50S ribosomal protein L3.

Mol	Chain	Residues	Atoms					ZeroOcc	AltConf	Trace
			Total	C	N	O	S			
28	21	205	1568	991	300	271	6	0	0	0
28	29	205	1568	991	300	271	6	0	0	0

- Molecule 29 is a protein called 50S ribosomal protein L4.

Mol	Chain	Residues	Atoms					ZeroOcc	AltConf	Trace
			Total	C	N	O	S			
29	31	202	1585	1011	297	275	2	0	0	0

- Molecule 30 is a protein called 50S ribosomal protein L5.

Mol	Chain	Residues	Atoms					ZeroOcc	AltConf	Trace
30	41	181	Total	C	N	O	S	0	0	0
			1473	942	268	259	4			
30	49	181	Total	C	N	O	S	0	0	0
			1473	942	268	259	4			

- Molecule 31 is a protein called 50S ribosomal protein L6.

Mol	Chain	Residues	Atoms					ZeroOcc	AltConf	Trace
31	51	174	Total	C	N	O	S	0	0	0
			1336	848	251	236	1			
31	59	171	Total	C	N	O	S	0	0	0
			1316	835	247	233	1			

- Molecule 32 is a protein called 50S ribosomal protein L9.

Mol	Chain	Residues	Atoms					ZeroOcc	AltConf	Trace
32	61	146	Total	C	N	O	S	0	0	0
			1136	726	201	208	1			
32	69	146	Total	C	N	O	S	0	0	0
			1136	726	201	208	1			

- Molecule 33 is a protein called 50S ribosomal protein L13.

Mol	Chain	Residues	Atoms					ZeroOcc	AltConf	Trace
33	58	138	Total	C	N	O	S	0	0	0
			1104	712	206	182	4			
33	15	138	Total	C	N	O	S	0	0	0
			1104	712	206	182	4			

- Molecule 34 is a protein called 50S ribosomal protein L14.

Mol	Chain	Residues	Atoms					ZeroOcc	AltConf	Trace
34	68	122	Total	C	N	O	S	0	0	0
			932	588	171	169	4			
34	25	122	Total	C	N	O	S	0	0	0
			932	588	171	169	4			

- Molecule 35 is a protein called 50S ribosomal protein L15.

Mol	Chain	Residues	Atoms					ZeroOcc	AltConf	Trace
35	78	150	Total	C	N	O	S	0	0	0
			1144	712	232	197	3			

Continued on next page...

Continued from previous page...

Mol	Chain	Residues	Atoms					ZeroOcc	AltConf	Trace
35	35	150	Total	C	N	O	S	0	0	0
			1144	712	232	197	3			

- Molecule 36 is a protein called 50S ribosomal protein L16.

Mol	Chain	Residues	Atoms					ZeroOcc	AltConf	Trace
36	88	141	Total	C	N	O	S	0	0	0
			1121	715	212	187	7			
36	45	141	Total	C	N	O	S	0	0	0
			1121	715	212	187	7			

- Molecule 37 is a protein called 50S ribosomal protein L17.

Mol	Chain	Residues	Atoms					ZeroOcc	AltConf	Trace
37	98	118	Total	C	N	O	S	0	0	0
			967	604	203	159	1			
37	55	117	Total	C	N	O		0	0	0
			959	599	202	158				

- Molecule 38 is a protein called 50S ribosomal protein L18.

Mol	Chain	Residues	Atoms				ZeroOcc	AltConf	Trace
38	A8	111	Total	C	N	O	0	0	0
			881	556	176	149			
38	65	111	Total	C	N	O	0	0	0
			881	556	176	149			

- Molecule 39 is a protein called 50S ribosomal protein L19.

Mol	Chain	Residues	Atoms				ZeroOcc	AltConf	Trace	
39	B8	136	Total	C	N	O	0	0	0	
			1133	705	233	195				
39	75	137	Total	C	N	O	S	0	0	0
			1141	710	234	196	1			

- Molecule 40 is a protein called 50S ribosomal protein L20.

Mol	Chain	Residues	Atoms					ZeroOcc	AltConf	Trace
40	C8	117	Total	C	N	O	S	0	0	0
			963	610	202	150	1			
40	85	117	Total	C	N	O	S	0	0	0
			963	610	202	150	1			

- Molecule 41 is a protein called 50S ribosomal protein L21.

Mol	Chain	Residues	Atoms					ZeroOcc	AltConf	Trace
41	D8	101	Total	C	N	O	S	0	0	0
			778	501	142	134	1			
41	95	101	Total	C	N	O	S	0	0	0
			778	501	142	134	1			

- Molecule 42 is a protein called 50S ribosomal protein L22.

Mol	Chain	Residues	Atoms					ZeroOcc	AltConf	Trace
42	E8	113	Total	C	N	O	S	0	0	0
			899	566	177	154	2			
42	A5	113	Total	C	N	O	S	0	0	0
			899	566	177	154	2			

- Molecule 43 is a protein called 50S ribosomal protein L23.

Mol	Chain	Residues	Atoms					ZeroOcc	AltConf	Trace
43	F8	94	Total	C	N	O	S	0	0	0
			742	482	134	125	1			
43	B5	92	Total	C	N	O		0	0	0
			725	471	131	123				

- Molecule 44 is a protein called 50S ribosomal protein L24.

Mol	Chain	Residues	Atoms					ZeroOcc	AltConf	Trace
44	G8	104	Total	C	N	O	S	0	0	0
			791	510	149	127	5			
44	C5	104	Total	C	N	O	S	0	0	0
			794	510	152	127	5			

- Molecule 45 is a protein called 50S ribosomal protein L25.

Mol	Chain	Residues	Atoms					ZeroOcc	AltConf	Trace
45	H8	175	Total	C	N	O	S	0	0	0
			1397	892	251	251	3			

- Molecule 46 is a protein called 50S ribosomal protein L27.

Mol	Chain	Residues	Atoms					ZeroOcc	AltConf	Trace
46	I8	77	Total	C	N	O	S	0	0	0
			612	379	129	103	1			

Continued on next page...

Continued from previous page...

Mol	Chain	Residues	Atoms					ZeroOcc	AltConf	Trace
			Total	C	N	O	S			
46	E5	77	612	379	129	103	1	0	0	0

- Molecule 47 is a protein called 50S ribosomal protein L28.

Mol	Chain	Residues	Atoms					ZeroOcc	AltConf	Trace
			Total	C	N	O	S			
47	J8	97	762	481	150	130	1	0	0	0
47	F5	97	762	481	150	130	1	0	0	0

- Molecule 48 is a protein called 50S ribosomal protein L29.

Mol	Chain	Residues	Atoms					ZeroOcc	AltConf	Trace
			Total	C	N	O	S			
48	K8	66	558	346	113	98	1	0	0	0
48	G5	66	558	346	113	98	1	0	0	0

- Molecule 49 is a protein called 50S ribosomal protein L30.

Mol	Chain	Residues	Atoms					ZeroOcc	AltConf	Trace
			Total	C	N	O	S			
49	L8	59	468	298	90	80		0	0	0
49	H5	59	468	298	90	80		0	0	0

- Molecule 50 is a protein called 50S ribosomal protein L31.

Mol	Chain	Residues	Atoms					ZeroOcc	AltConf	Trace
			Total	C	N	O	S			
50	M8	66	533	335	96	97	5	0	0	0
50	I5	63	515	326	93	91	5	0	0	0

- Molecule 51 is a protein called 50S ribosomal protein L32.

Mol	Chain	Residues	Atoms					ZeroOcc	AltConf	Trace
			Total	C	N	O	S			
51	N8	59	458	288	90	75	5	0	0	0
51	J5	58	453	285	89	74	5	0	0	0

- Molecule 52 is a protein called 50S ribosomal protein L33.

Mol	Chain	Residues	Atoms					ZeroOcc	AltConf	Trace
52	O8	45	Total	C	N	O	S	0	0	0
			389	241	79	65	4			
52	K5	45	Total	C	N	O	S	0	0	0
			389	241	79	65	4			

- Molecule 53 is a protein called 50S ribosomal protein L34.

Mol	Chain	Residues	Atoms					ZeroOcc	AltConf	Trace
53	P8	45	Total	C	N	O	S	0	0	0
			391	240	97	52	2			
53	L5	45	Total	C	N	O	S	0	0	0
			391	240	97	52	2			

- Molecule 54 is a protein called 50S ribosomal protein L35.

Mol	Chain	Residues	Atoms					ZeroOcc	AltConf	Trace
54	Q8	62	Total	C	N	O	S	0	0	0
			442	281	83	76	2			

- Molecule 55 is a RNA chain called 16S ribosomal RNA.

Mol	Chain	Residues	Atoms					ZeroOcc	AltConf	Trace
55	1G	1498	Total	C	N	O	P	0	0	0
			32204	14334	5973	10400	1497			

- Molecule 56 is a protein called 50S ribosomal protein L2.

Mol	Chain	Residues	Atoms					ZeroOcc	AltConf	Trace
56	19	273	Total	C	N	O	S	0	0	0
			2120	1338	421	358	3			

- Molecule 57 is a protein called 50S ribosomal protein L4.

Mol	Chain	Residues	Atoms					ZeroOcc	AltConf	Trace
57	39	208	Total	C	N	O	S	0	0	0
			1627	1037	304	283	3			

- Molecule 58 is a protein called 50S ribosomal protein L25.

Mol	Chain	Residues	Atoms					ZeroOcc	AltConf	Trace
58	D5	179	Total	C	N	O	S	0	0	0
			1428	911	255	259	3			

- Molecule 59 is a protein called 50S ribosomal protein L35.

Mol	Chain	Residues	Atoms					ZeroOcc	AltConf	Trace
59	M5	60	Total	C	N	O	S	0	0	0
			480	306	98	74	2			

- Molecule 60 is MAGNESIUM ION (three-letter code: MG) (formula: Mg).

Mol	Chain	Residues	Atoms		ZeroOcc	AltConf
60	13	140	Total	Mg	0	0
			140	140		
60	3I	1	Total	Mg	0	0
			1	1		
60	4I	1	Total	Mg	0	0
			1	1		
60	5I	1	Total	Mg	0	0
			1	1		
60	1K	1	Total	Mg	0	0
			1	1		
60	2K	4	Total	Mg	0	0
			4	4		
60	3K	1	Total	Mg	0	0
			1	1		
60	1H	438	Total	Mg	0	0
			438	438		
60	16	12	Total	Mg	0	0
			12	12		
60	11	2	Total	Mg	0	0
			2	2		
60	21	2	Total	Mg	0	0
			2	2		
60	41	1	Total	Mg	0	0
			1	1		
60	68	1	Total	Mg	0	0
			1	1		
60	78	3	Total	Mg	0	0
			3	3		
60	88	2	Total	Mg	0	0
			2	2		
60	98	2	Total	Mg	0	0
			2	2		

Continued on next page...

Continued from previous page...

Mol	Chain	Residues	Atoms	ZeroOcc	AltConf
60	B8	1	Total Mg 1 1	0	0
60	C8	1	Total Mg 1 1	0	0
60	I8	2	Total Mg 2 2	0	0
60	K8	1	Total Mg 1 1	0	0
60	P8	1	Total Mg 1 1	0	0
60	1G	104	Total Mg 104 104	0	0
60	52	1	Total Mg 1 1	0	0
60	2L	3	Total Mg 3 3	0	0
60	14	386	Total Mg 386 386	0	0
60	1J	7	Total Mg 7 7	0	0
60	19	1	Total Mg 1 1	0	0
60	29	2	Total Mg 2 2	0	0
60	39	1	Total Mg 1 1	0	0
60	49	1	Total Mg 1 1	0	0
60	25	1	Total Mg 1 1	0	0
60	45	3	Total Mg 3 3	0	0
60	85	1	Total Mg 1 1	0	0
60	C5	1	Total Mg 1 1	0	0
60	E5	1	Total Mg 1 1	0	0

- Molecule 61 is ZINC ION (three-letter code: ZN) (formula: Zn).

Mol	Chain	Residues	Atoms	ZeroOcc	AltConf
61	3E	1	Total Zn 1 1	0	0
61	5I	1	Total Zn 1 1	0	0
61	G8	1	Total Zn 1 1	0	0
61	32	1	Total Zn 1 1	0	0
61	5A	1	Total Zn 1 1	0	0
61	C5	1	Total Zn 1 1	0	0

- Molecule 62 is water.

Mol	Chain	Residues	Atoms	ZeroOcc	AltConf
62	13	125	Total O 125 125	0	0
62	3E	4	Total O 4 4	0	0
62	3I	1	Total O 1 1	0	0
62	5I	2	Total O 2 2	0	0
62	7I	1	Total O 1 1	0	0
62	1K	4	Total O 4 4	0	0
62	3K	1	Total O 1 1	0	0
62	4K	1	Total O 1 1	0	0
62	1H	738	Total O 738 738	0	0
62	16	15	Total O 15 15	0	0
62	11	10	Total O 10 10	0	0
62	21	4	Total O 4 4	0	0
62	31	5	Total O 5 5	0	0
62	78	3	Total O 3 3	0	0

Continued on next page...

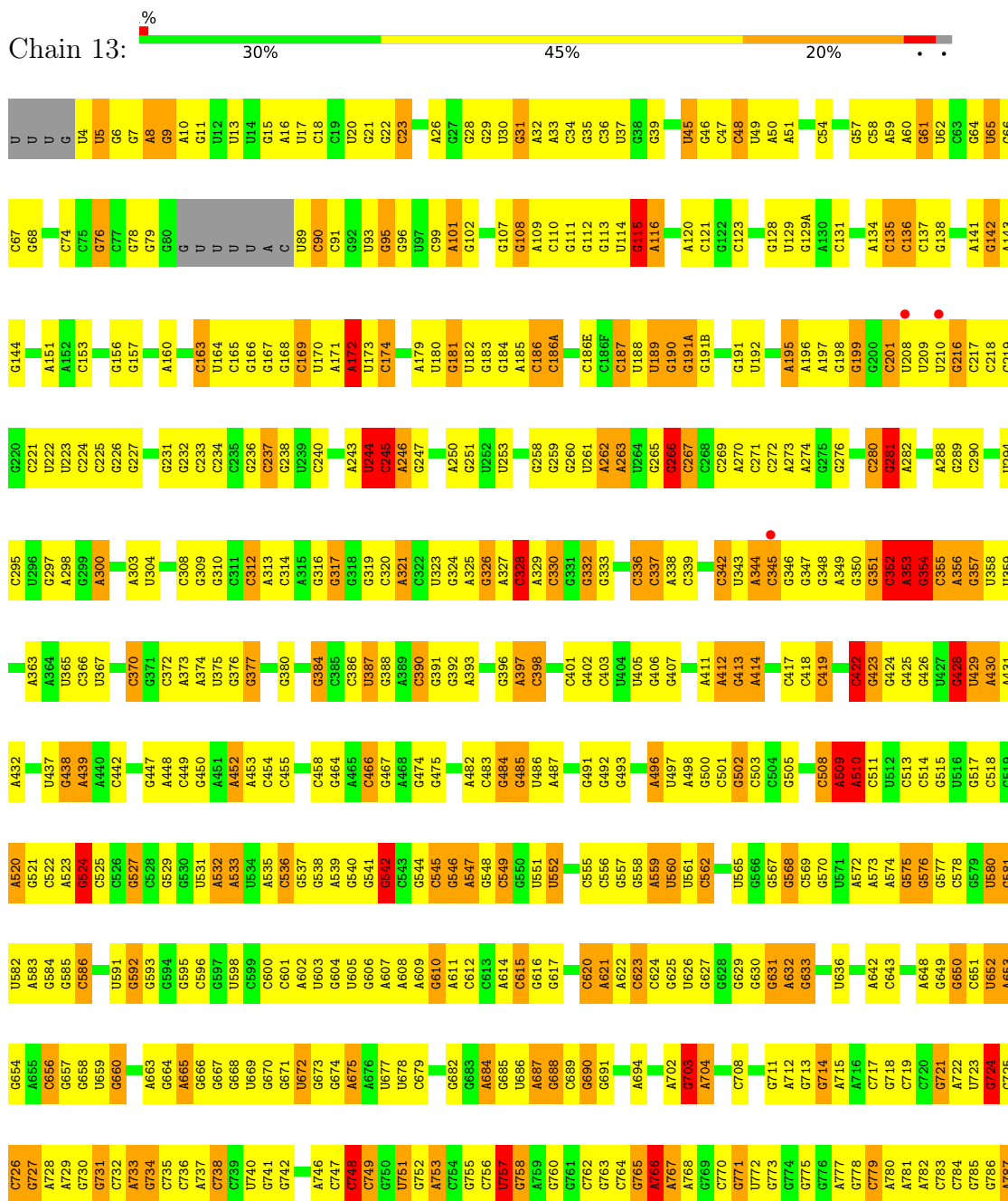
Continued from previous page...

Mol	Chain	Residues	Atoms	ZeroOcc	AltConf
62	98	3	Total O 3 3	0	0
62	B8	1	Total O 1 1	0	0
62	C8	2	Total O 2 2	0	0
62	D8	2	Total O 2 2	0	0
62	G8	2	Total O 2 2	0	0
62	L8	3	Total O 3 3	0	0
62	Q8	1	Total O 1 1	0	0
62	1G	74	Total O 74 74	0	0
62	82	1	Total O 1 1	0	0
62	BA	2	Total O 2 2	0	0
62	4L	1	Total O 1 1	0	0
62	14	446	Total O 446 446	0	0
62	1J	12	Total O 12 12	0	0
62	19	8	Total O 8 8	0	0
62	39	1	Total O 1 1	0	0
62	25	6	Total O 6 6	0	0
62	85	2	Total O 2 2	0	0
62	A5	1	Total O 1 1	0	0
62	E5	1	Total O 1 1	0	0
62	L5	1	Total O 1 1	0	0
62	M5	2	Total O 2 2	0	0

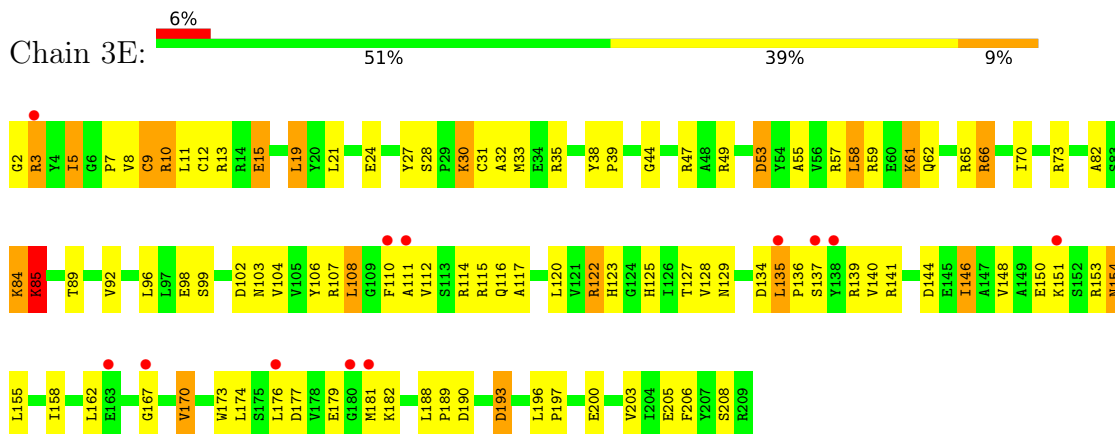
3 Residue-property plots [i](#)

These plots are drawn for all protein, RNA, DNA and oligosaccharide chains in the entry. The first graphic for a chain summarises the proportions of the various outlier classes displayed in the second graphic. The second graphic shows the sequence view annotated by issues in geometry and electron density. Residues are color-coded according to the number of geometric quality criteria for which they contain at least one outlier: green = 0, yellow = 1, orange = 2 and red = 3 or more. A red dot above a residue indicates a poor fit to the electron density ($RSRZ > 2$). Stretches of 2 or more consecutive residues without any outlier are shown as a green connector. Residues present in the sample, but not in the model, are shown in grey.

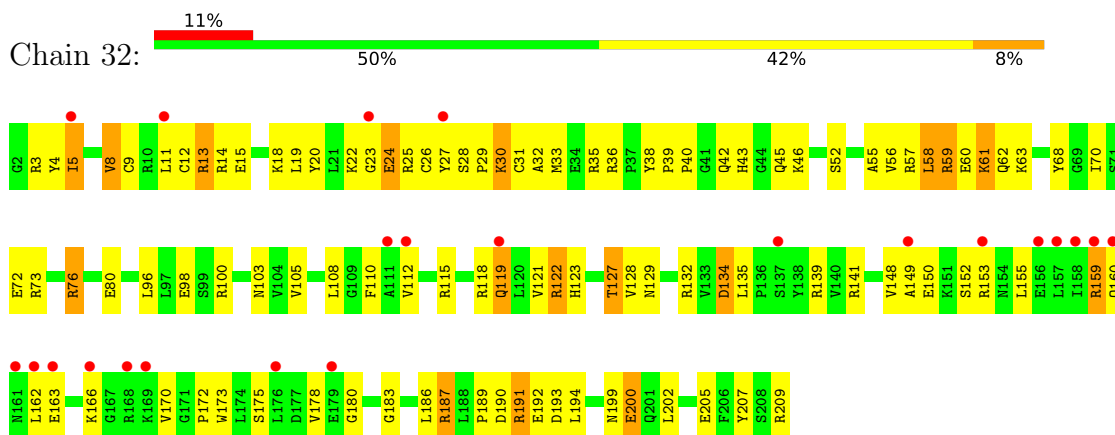
- Molecule 1: 16S ribosomal RNA



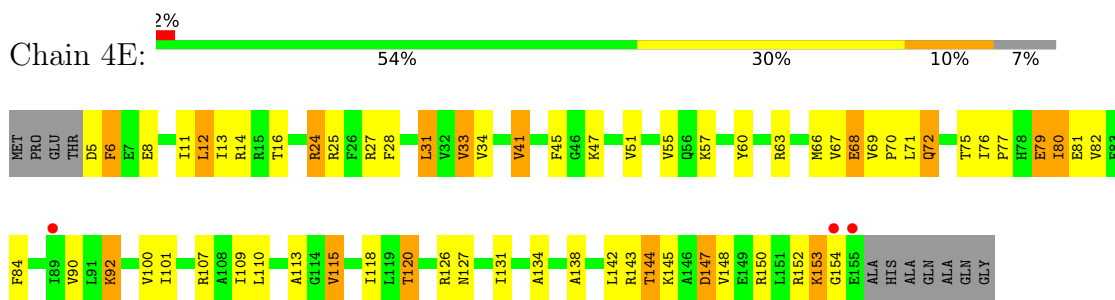
- Molecule 4: 30S ribosomal protein S4



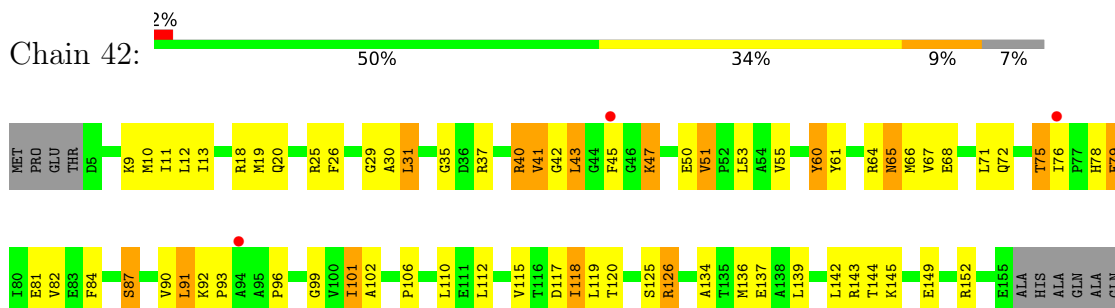
- Molecule 4: 30S ribosomal protein S4



- Molecule 5: 30S ribosomal protein S5

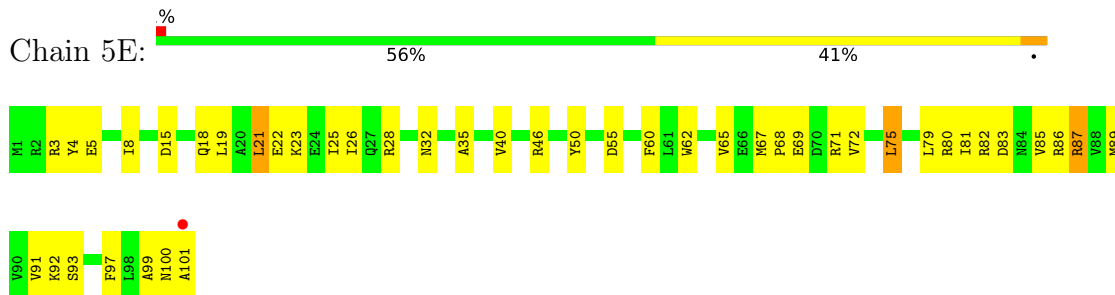


- Molecule 5: 30S ribosomal protein S5

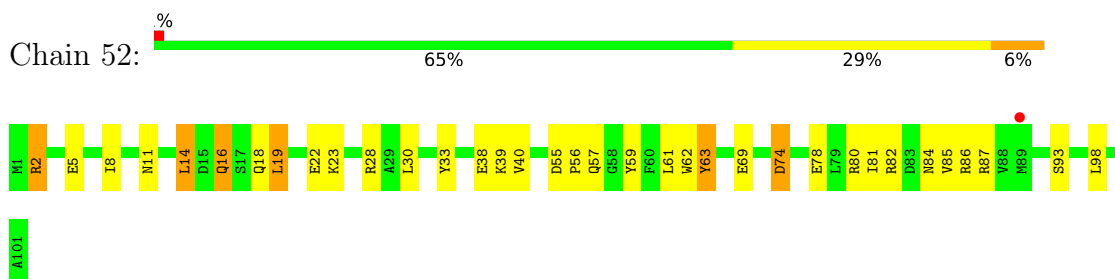


GLY

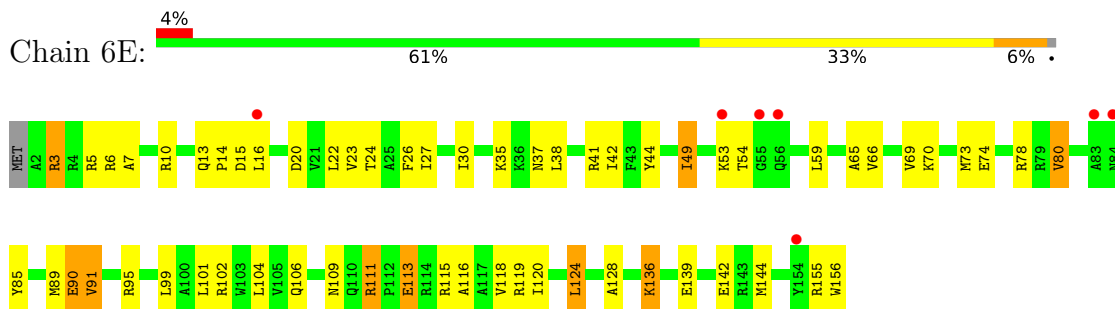
- Molecule 6: 30S ribosomal protein S6



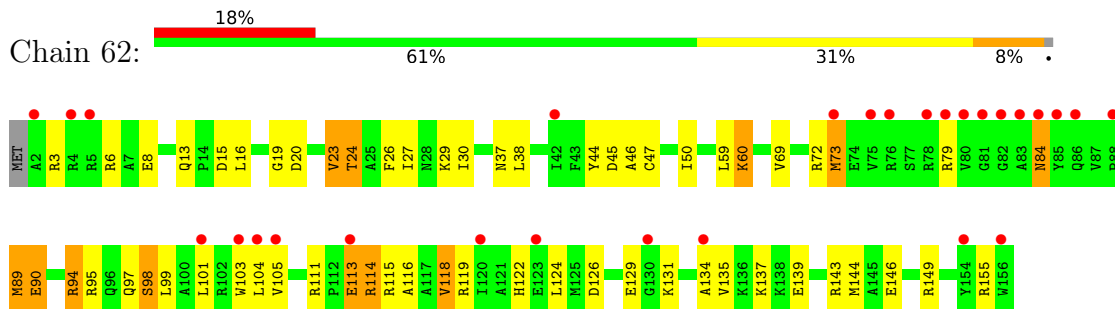
- Molecule 6: 30S ribosomal protein S6



- Molecule 7: 30S ribosomal protein S7

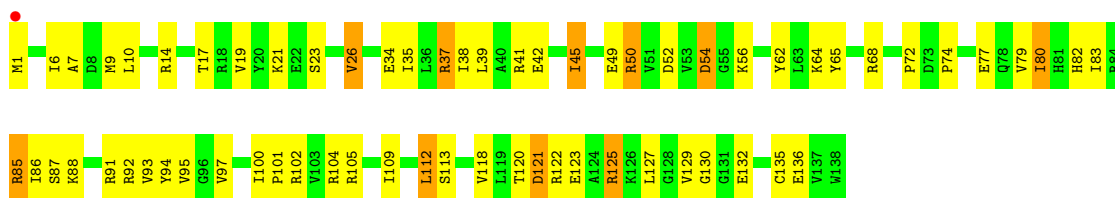


- Molecule 7: 30S ribosomal protein S7

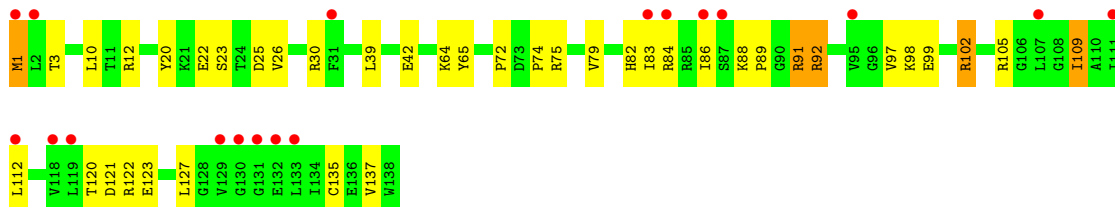


- Molecule 8: 30S ribosomal protein S8

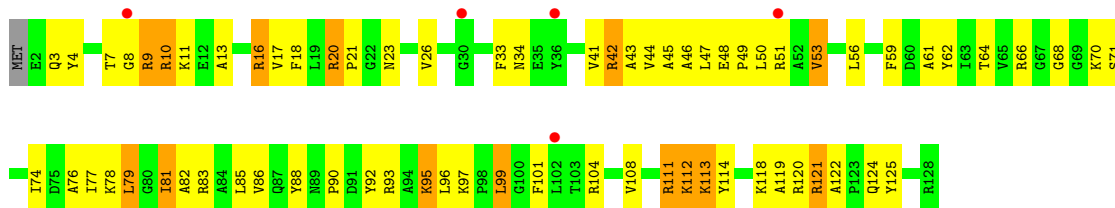




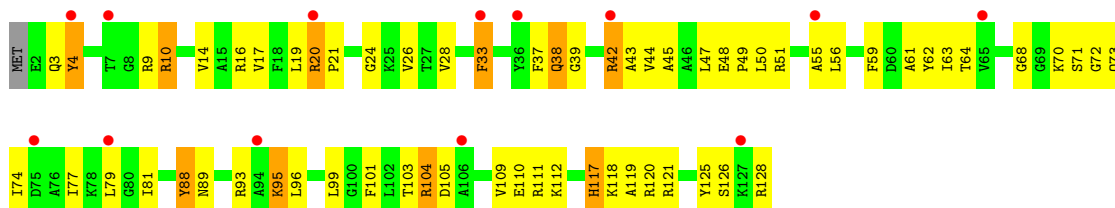
• Molecule 8: 30S ribosomal protein S8



• Molecule 9: 30S ribosomal protein S9



• Molecule 9: 30S ribosomal protein S9

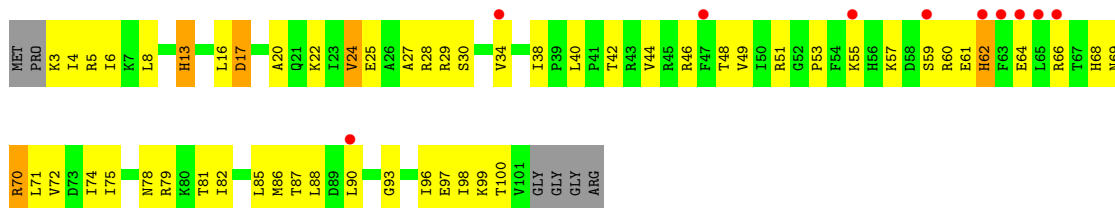


• Molecule 10: 30S ribosomal protein S10



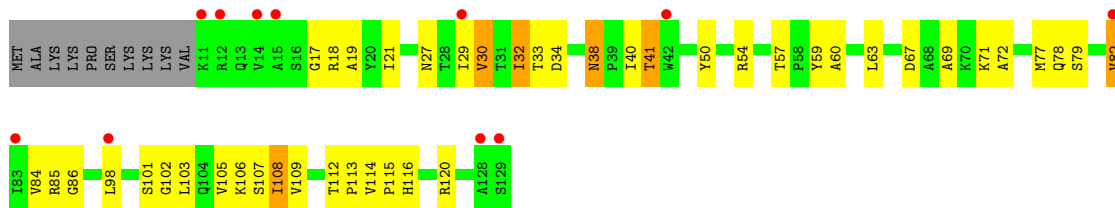
- Molecule 10: 30S ribosomal protein S10

Chain 1A: 10% 41% 49% 5% 6%



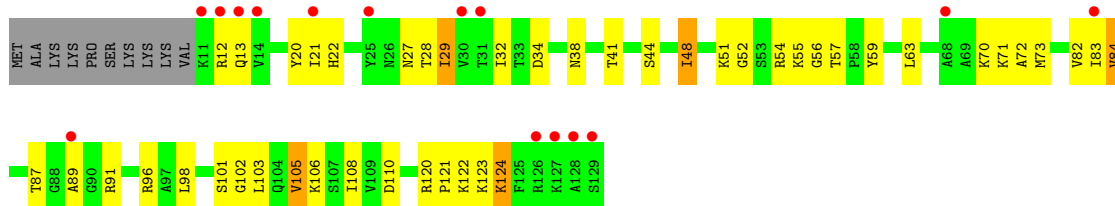
- Molecule 11: 30S ribosomal protein S11

Chain 2I: 9% 57% 30% 5% 8%



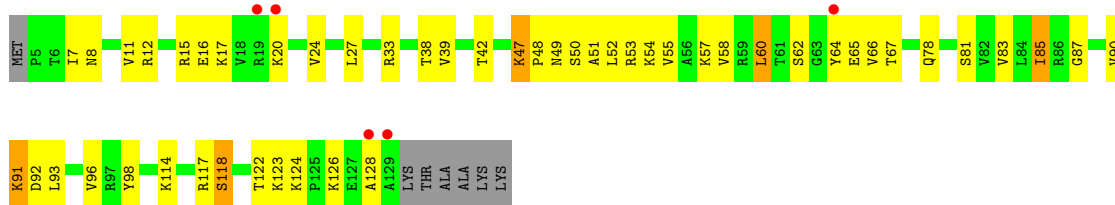
- Molecule 11: 30S ribosomal protein S11

Chain 2A: 12% 57% 32% 8%



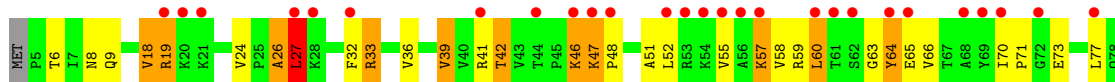
- Molecule 12: 30S ribosomal protein S12

Chain 3I: 4% 57% 34% 5%



- Molecule 12: 30S ribosomal protein S12

Chain 3A: 27% 57% 27% 11% 5%

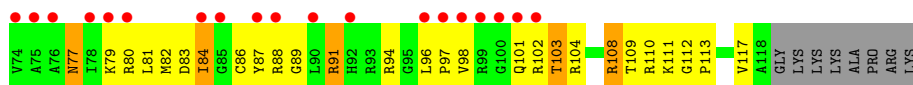

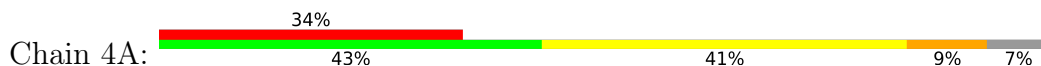




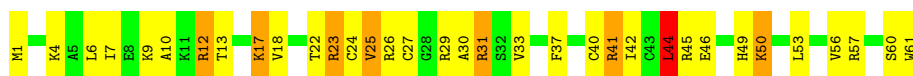
• Molecule 13: 30S ribosomal protein S13



• Molecule 13: 30S ribosomal protein S13



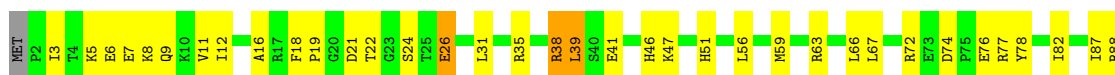
• Molecule 14: 30S ribosomal protein S14 type Z



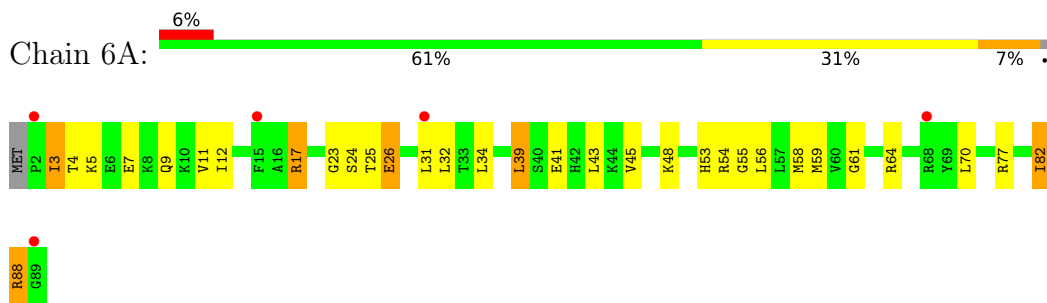
• Molecule 14: 30S ribosomal protein S14 type Z



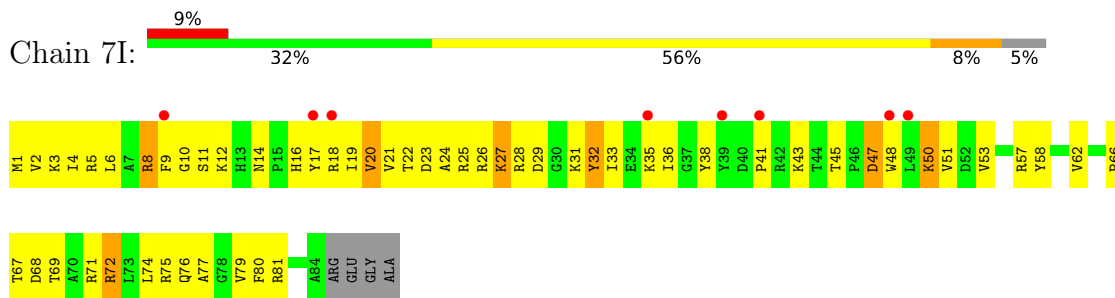
• Molecule 15: 30S ribosomal protein S15



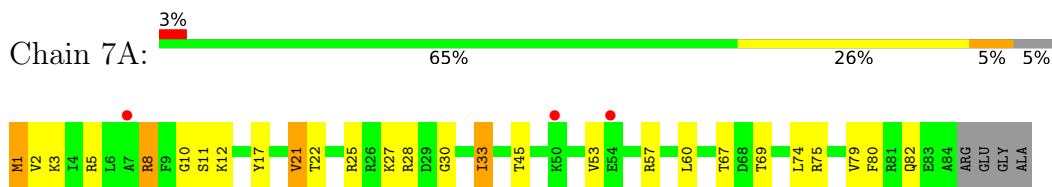
• Molecule 15: 30S ribosomal protein S15



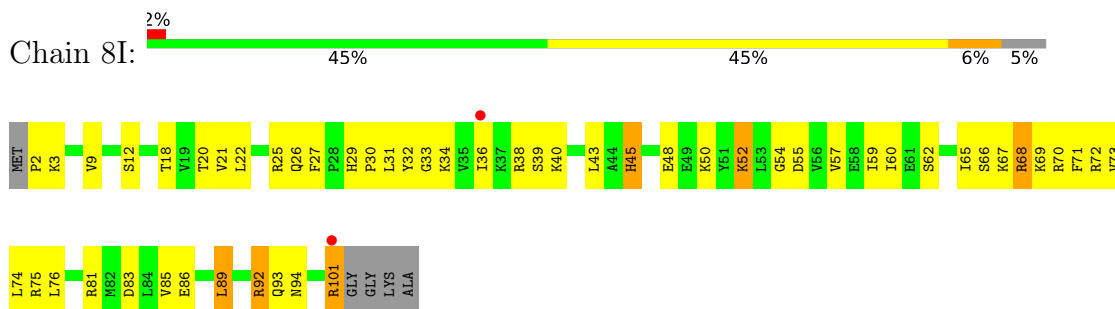
- Molecule 16: 30S ribosomal protein S16



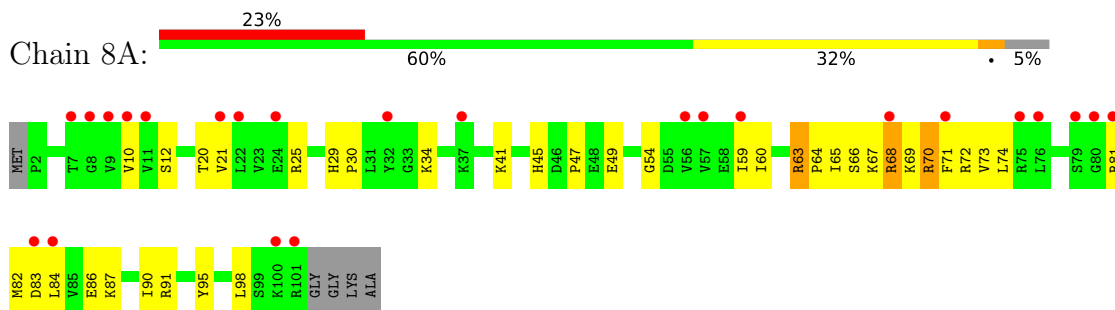
- Molecule 16: 30S ribosomal protein S16



- Molecule 17: 30S ribosomal protein S17

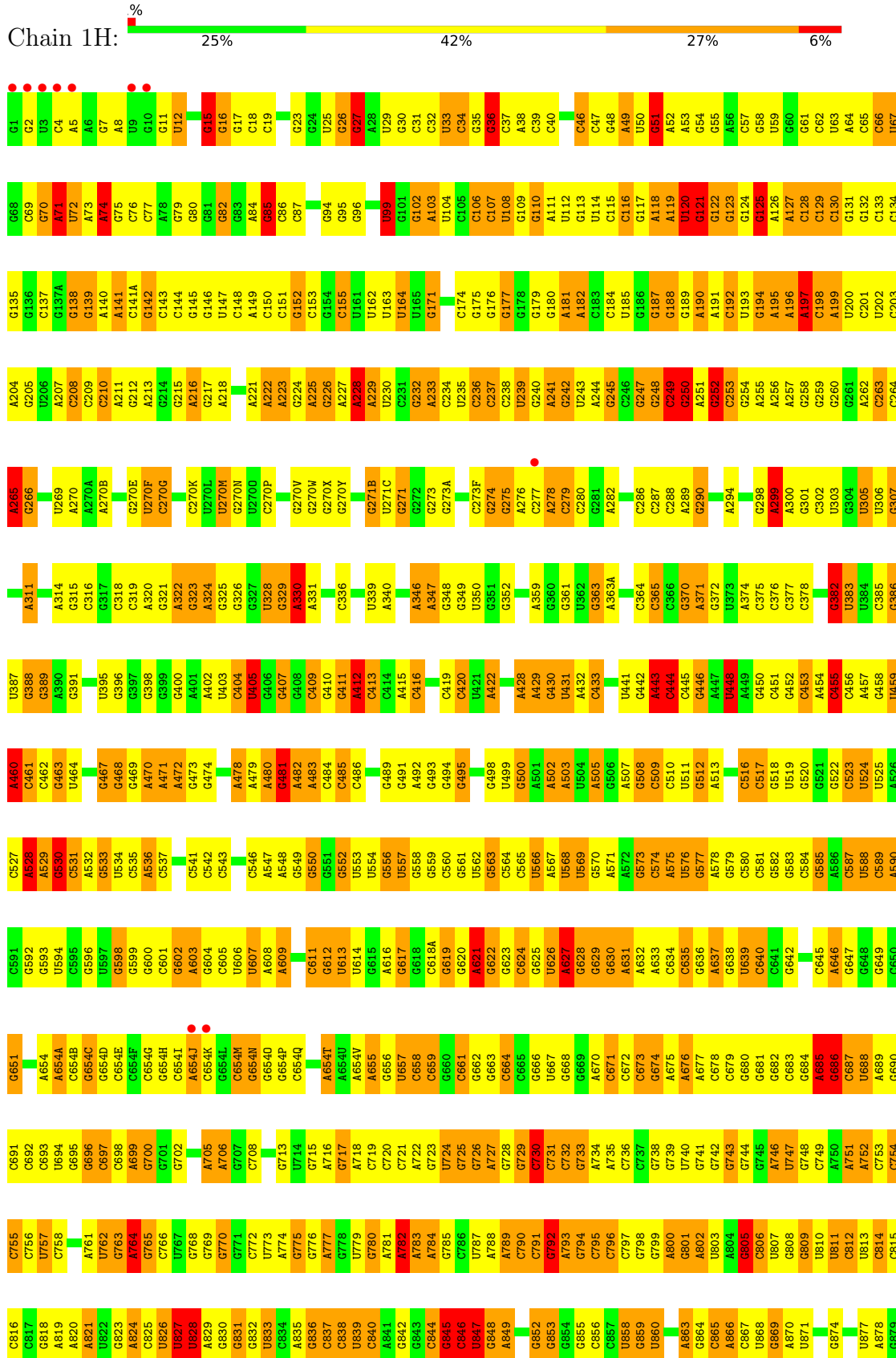


- Molecule 17: 30S ribosomal protein S17

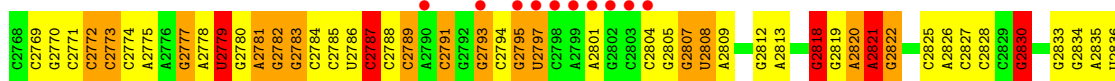


- Molecule 18: 30S ribosomal protein S18


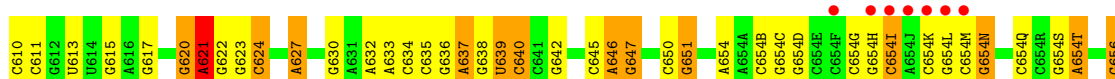
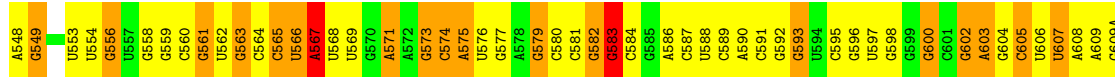
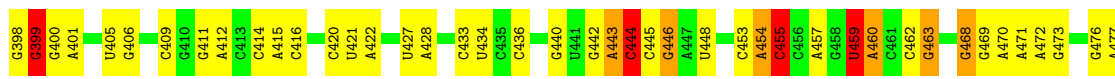
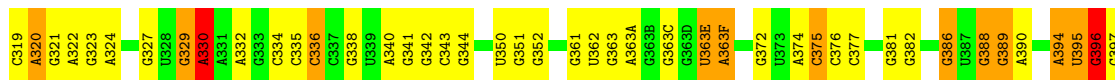
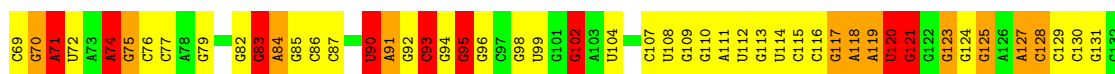
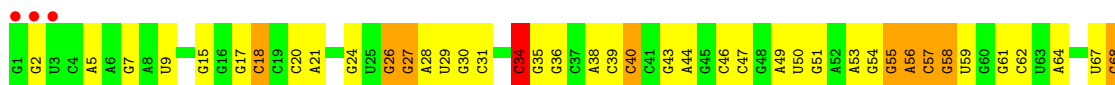
• Molecule 25: 23S ribosomal RNA



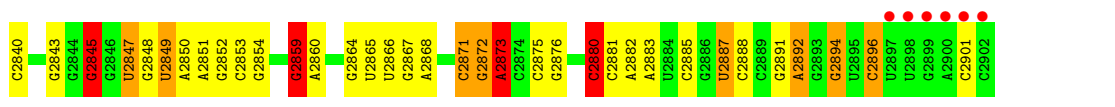
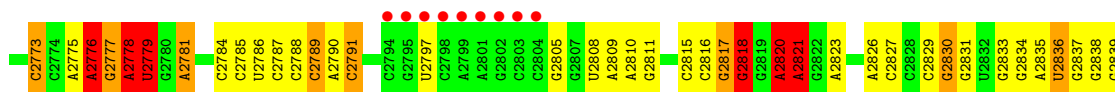
C1742	C1657	C1595	G1456	U1391	C1330	A1268	C1202	C1140	C1075	C1007	A945	G880
G1743	C1658	A1529	A1457	A1392	A1331	A1269	G1203	U1141	C1076	G1008	G946	G881
C1751	U1659	G1530	C1458	C1393	C1332	A1270	A1205	A1142	A1077	A1009	G947	G882
G1752	C1660	G1534	C1459	U1394	C1333	G1271	U1206	A1142A	A1078	A1010	G948	G883
G1753	C1661	U1535	A1460	U1396	G1334	A1272	G1207	A1143	U1081	G1011	C949	C884
C1754	C1662	C1536	A1461	U1397	U1335	A1273	C1208	G1144	U1082	G1012	G950	C885
A1755	A1664	G1537	C1464	C1398	A1336	A1274	G1209	C1145	U1083	G1013	G951	C886
G1756	G1665	G1538	G1465	C1399	G1337	A1275	G1210	G1149	U1084	U1014	G952	A887
U1757	A1668	G1540	G1466	G1400	U1339	A1278	A1210	A1149	A1085	G1017	A953	C888
G1758	C1604	G1541	C1467	G1401	U1340	G1279	G1211	C1150	A1086	C1018	C954	C889
A1759	C1605	G1542	C1467	C1402	U1341	G1280	G1212	G1151	G1087	C1019	C955	A890
G1760	G1607	A1543	G1470	C1403	A1342	G1281	A1214	C1152	U1088	A1020	G956	G892
C1761	A1608	C1544	A1471	C1404	G1343	U1282	G1215	G1153	A1021	A1021	A957	C894
A1762	A1609	A1545	C1474	U1405	G1344	G1283	G1216	A1155	G1089	G1022	U958	U895
G1763	A1610	A1545A	C1475	U1406	C1345	A1284	C1217	A1156	G1093	U1023	A959	A896
G1764	C1611	G1546	G1476	C1407	G1346	G1285	A1220	G1157	U1094	G1024	A960	C897
C1765	C1612	G1547	C1476	C1408	G1347	A1286	A1221	C1158	A1095	G1025	G961	C898
U1766	G1613	C1548	A1477	G1412	G1348	A1287	C1222	U1159	A1096	U1026	U963	A899
A1767	A1614	G1549	G1478	G1413	A1349	U1288	C1223	G1160	U1097	A1027	C964	A900
G1768	C1615	C1551	C1479	G1414	C1350	C1289	G1224	C1161	A1098	A1028	C965	A901
U1679	G1552	A1553	G1480	G1416	C1351	C1290	G1225	G1162	G1099	A1029	C966	C902
G1769	A1553	G1553	U1482	C1417	U1352	C1291	C1225	G1163	C1100	A1032	C967	C903
G1770	A1554	G1554	G1483	G1418	A1353	U1292	G1226	G1164	U1101	U1033	G968	C904
G1771	G1554	G1555	C1483	G1418	A1354	A1297	A1227	U1165	U1102	U1033	U969	U965
G1772	G1555	G1555	C1483	G1418	A1354	A1297	A1227	U1165	U1102	U1033	U969	U965
A1773	C1620	C1555	A1486	A1419	G1355	C1295	G1228	C1166	A1103	G1834	C970	G906
C1774	U1621	A1559	G1487	U1420	G1356	G1296	G1231	U1167	C1104	U1035	C971	U907
U1775	G1622	G1559	C1488	G1421	U1357	A1297	G1232	G1168	G1106	U1036	C972	C908
G1776	G1623	U1560	U1489	G1422	C1358	C1298	G1233	G1169	A1106	G1037	A973	A909
U1777	G1624	G1561	C1493	G1424	A1359	G1299	G1234	G1170	G1107	G1038	G974	A910
U1778	C1625	C1562	C1494	U1431	U1360	U1300	U1234	G1171	U1108	G1039	C974A	A911
A1689	G1625	C1562	A1494	G1426	C1361	A1301	U1237	G1173	C1109	U1042	G975	C912
A1690	G1626	C1562	A1495	A1427	C1362	A1302	A1237	A1174	G1110	G1042	G978	U913
C1691	C1630A	C1565	A1496	C1428	C1363	C1303	G1238	U1175	A1111	A1045	C978	C914
U1692	A1566	A1566	U1497	G1429	G1364	G1304	G1239	U1176	A1112	A1046	C981	C915
A1783	G1568	C1568	C1498	C1430	A1365	C1305	U1240	A1177	U1113	A1046	C982	G916
G1784	A1633	A1569	C1502	U1431	U1366	C1306	A1241	C1178	G1114	G1047	C983	A917
A1785	A1634	A1570	C1502	C1432	U1367	A1307	A1242	C1179	G1115	A1048	A983	A918
G1697	G1635	A1571	A1507	U1433	G1368	A1308	G1243	C1180	C1116	C1049	A984	G921
A1698	C1636	A1572	A1508	A1434	G1369	A1309	G1244	C1181	G1117	A1050	G987	G922
C1788	G1573	G1573	C1509	C1437	G1370	G1310	U1249	A1182	G1120	G1052	A988	C925
A1789	C1574	C1574	A1510	U1438	U1372	G1311	G1250	G1183	C1121	C1053	A926	A926
C1790	C1575	C1575	A1511	U1439	A1373	U1312	G1251	G1184	G1122	C1053	A989	A926
A1791	U1576	U1576	G1512	A1440	G1374	U1313	C1252	C1185	C1123	G1056	A990	G928
G1702	C1577	C1577	G1514	G1442	C1375	C1314	G1253	G1186	G1123	A1057	C991	G929
G1703	U1578	U1578	U1514	C1441	C1376	A1315	A1253	G1187	C1124	A1057	C992	U930
G1704	A1579	A1579	U1515	G1442	A1377	U1316	A1254	U1188	G1126	U1058	C993	G931
U1705	A1580	A1580	U1516	C1443	A1378	A1317	U1255	A1189	A1126	G1059	C994	G932
C1706	G1581	G1581	U1517	A1444A	A1379	C1318	G1256	G1190	A1127	U1060	C995	A933
C1710	C1582	C1582	G1517	C1445	G1380	G1319	C1257	G1191	A1128	U1061	A996	G934
U1798	A1647	A1647	C1518	C1446	G1381	C1320	C1258	G1192	A1129	G1062	G997	C985
C1712	C1648	C1648	U1519	G1447	G1382	A1321	G1259	G1193	U1130	G1063	C998	C986
C1800	G1649	G1649	U1520	C1448	C1383	A1322	G1260	G1194	G1131	C1064	U999	U937
G1801	U1727	C1688	A1521	A1449	A1384	C1323	C1261	A1194	A1132	G1068	A1000	G938
A1802	G1651	C1589	G1522	G1449A	C1385	G1324	A1263	C1196	U1133	G1068	A1001	G939
A1803	A1728	U1590	C1522	C1450	C1386	G1325	U1263	G1197	C1135	G1068	A1002	G940
C1804	U1730	G1591	C1525	C1451	C1387	U1326	G1264	U1198	G1136	A1070	G1003	A881
U1805	G1731	A1654	G1526	A1453	C1387	C1327	A1265	U1199	G1137	G1071	C1004	G942
C1806	A1732	G1655	G1527	U1454	C1388	G1328	G1266	C1200	G1138	G1071	C1005	U943
G1807	C1656	G1594	A1528	G1455	U1390	U1329	U1267	C1201	G1139	G1074	C1006	G944



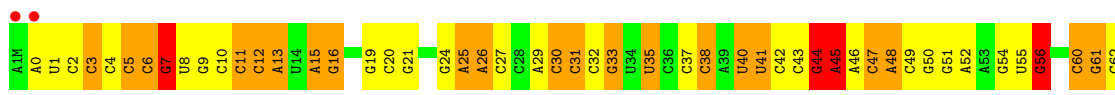
● Molecule 25: 23S ribosomal RNA



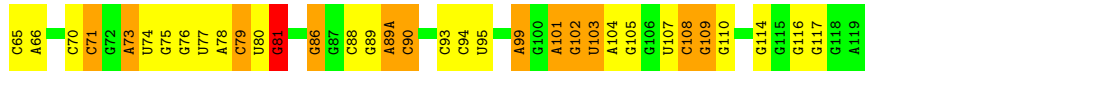
G1674	A1608	G1534	A1460	G1324	A1262	A1182	G1112	A1046	A980	G916	U851	A789
C1675	A1609	U1535	G1461	G1325	U1263	G1183	U1113	G1047	A991	A917	C854	C790
A1676	A1610	A1536	C1462	C1326	G1264	G1184	G1114	A1048	C982	A918	G855	C791
A1677	C1611	C1537	U1391	U1327	A1265	G1187	G1120	G1051	A984	G919	C856	G792
G1678	C1612	G1538	G1466	A1392	G1266	U1188	C1121	C1052	A985	G920	C857	A793
U1680	G1613	G1679	A1467	U1329	U1267	A1189	C1122	C1053	C986	G921	C858	G794
U1681	A1614	U1678	A1471	C1330	A1268	G1190	G1123	A1054	C987	U922	U858	C795
G1682	C1615	A1542	A1471	A1331	C1270	G1191	C1124	G1055	A988	A926	U859	C796
A1683	A1616	G1543	G1475	C1333	G1271	G1192	G1125	G1056	G989	A927	U860	C797
C1684	C1617	C1544	A1477	A1398	A1272	U1193	A1128	A1057	A990	G928	G862	G798
G1685	A1618	C1547	G1478	C1399	A1274	U1198	A1129	U1058	C991	G929	A863	G799
C1686	G1619	C1548	G1479	G1400	A1275	U1199	U1130	G1059	C992	G930	G864	G801
G1687	G1623	C1549	G1480	G1388	A1281	U1200	U1131	U1060	G993	G932	C865	A802
U1688	U1624	A1554	U1482	U1389	U1282	C1200	G1131	U1061	C994	A933	A866	U803
A1689	C1625	A1554	U1488	C1403	G1283	U1139	A1132	G1062	C995	G934	C867	A804
U1692	G1626	A1558	G1484	U1340	A1278	G1133	A1133	U1063	A996	G935	U868	G805
U1693	G1627	G1559	G1485	A1341	G1279	U1135	C1135	C1064	C997	C936	C869	C806
C1694	U1629	G1560	G1486	G1343	G1280	A1204	G1136	U1065	C998	U937	A870	U807
G1695	A1630	A1561	G1487	G1344	U1281	U1205	G1137	U1066	G999	G938	U871	G808
G1696	A1631	A1562	G1488	C1345	U1282	C1208	G1138	A1067	A1000	G939	A872	G809
G1697	U1632	A1563	U1489	G1346	G1283	G1209	G1139	G1068	A1001	A940	G873	U810
A1698	C1633	A1564	A1490	G1347	A1284	G1209	C1140	A1069	A1002	G941	U811	U811
G1699	G1634	A1565	G1491	G1348	G1285	U1211	U1141	A1070	G1003	G942	C876	C812
A1700	C1635	A1566	G1492	A1349	A1287	G1212	A1142A	C1072	C1006	G944	A878	U813
C1701	C1636	A1567	G1493	C1350	A1288	A1213	A1143	A1073	C1007	A945	G879	C816
G1702	A1637	A1570	A1494	G1351	U1289	U1217	G1144	G1074	A1010	G946	G880	C817
U1703	C1638	A1571	U1495	C1352	C1290	C1217	C1145	C1075	A1011	G947	G881	G818
G1704	G1639	A1572	A1496	A1353	C1291	U1211	C1145	C1076	G1011	G948	G882	A819
G1705	C1640	A1573	A1496	G1354	U1292	U1220	G1149	A1077	U1012	C949	A820	A820
G1706	U1641	C1574	C1497	G1355	U1292	U1220	G1150	U1078	C950	G950	A821	A821
G1707	G1642	C1575	G1498	G1356	C1293	G1224	G1151	C1079	C951	G951	A822	A822
G1708	G1643	U1576	G1499	U1357	C1293	G1224	G1151	C1079	C952	G952	A823	A823
U1709	U1644	C1577	G1500	G1358	C1297	C1225	C1152	A1085	C888	G953	A824	A824
C1710	C1645	U1578	C1501	A1427	C1297	C1225	C1152	A1085	C889	A954	C825	C825
C1711	G1646	U1578	A1507	A1428	C1298	G1226	G1153	A1086	C890	G954	C826	C826
C1712	A1647	A1580	U1508	G1429	G1299	A1227	G1154	A1087	A890	C955	U826	U826
U1716	G1648	G1581	C1509	U1430	U1300	G1228	A1155	G1087	C892	G956	U827	U827
G1717	C1649	C1582	A1510	U1431	A1301	G1236	A1156	A1088	A1020	A957	U828	U828
G1718	G1650	A1583	A1511	C1432	A1302	A1237	G1157	G1089	A1021	U957	U829	A829
G1725	G1651	C1585	G1512	U1433	G1303	G1237	G1158	U1090	G1022	U958	A829	A829
A1728	A1652	A1586	U1513	A1434	C1304	A1241	U1159	G1091	U1023	A959	G830	G830
U1729	G1653	A1587	U1514	G1368	C1305	A1242	G1160	C1092	G1024	A960	G831	G831
U1730	A1654	C1588	G1515	G1369	C1306	A1243	G1161	G1093	G1025	C961	G832	G832
U1730	A1655	C1589	U1516	C1370	A1307	G1243	G1162	U1094	U1026	G962	U833	U833
G1731	C1656	U1590	U1438	G1371	A1308	G1243	G1162	U1095	A1027	U963	C834	C834
C1741	C1657	G1591	G1441	U1372	G1309	A1247	C1166	A1096	A1028	A901	A835	A835
G1742	C1658	G1593	G1442	A1373	G1310	U1248	U1167	U1097	A1029	G966	G836	G836
G1743	G1659	G1594	G1443	G1374	G1311	U1249	G1168	A1098	A1030	C967	C903	C903
G1751	C1660	A1595	G1444	C1375	U1312	G1250	G1169	G1099	G1031	G968	C904	C904
G1752	G1661	A1596	G1444	C1376	U1313	C1251	G1170	C1100	A1032	U969	U905	U839
G1752	A1664	A1597	U1523	G1377	C1314	G1252	G1171	U1101	A1032	C970	G906	G842
G1753	C1665	C1598	C1445	A1378	G1315	A1253	G1173	C1102	U1035	C971	U907	G842
C1754	G1666	C1599	G1524	A1379	C1316	A1254	A1174	A1103	G1036	C972	C908	G843
A1755	G1667	C1600	U1525	G1380	U1317	A1255	A1175	C1104	G1037	G973	A909	C844
G1756	A1669	G1601	G1527	G1381	G1318	U1256	G1176	U1105	A1105	G974	A910	G845
U1757	C1670	U1602	G1450	G1382	C1319	G1257	A1177	G1106	C1040	C974A	A910	C846
A1759	C1603	A1603	C1451	C1383	C1320	C1258	C1178	G1109	C1041	G975	C912	U847
U1759	C1604	G1530	C1458	A1384	A1321	G1259	C1179	G1110	G1044	C976	U913	G848
A1760	C1605	C1533	G1459	G1385	A1322	U1260	C1180	G1110	G1044	C977	C914	A849
U1673	C1533	C1533	G1459	G1386	U1323	C1261	C1181	A1111	A1045	C977	C915	C850



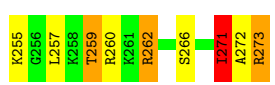
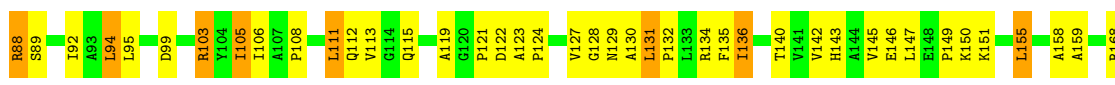
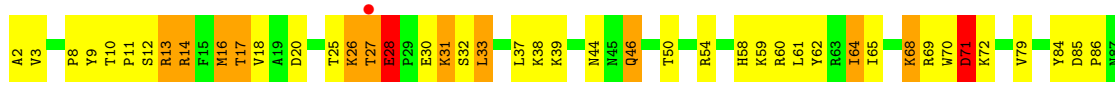
• Molecule 26: 5S ribosomal RNA



• Molecule 26: 5S ribosomal RNA

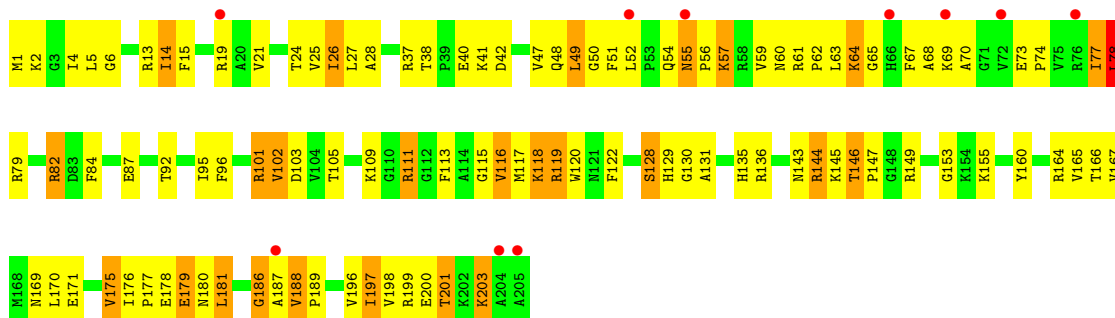


• Molecule 27: 50S ribosomal protein L2

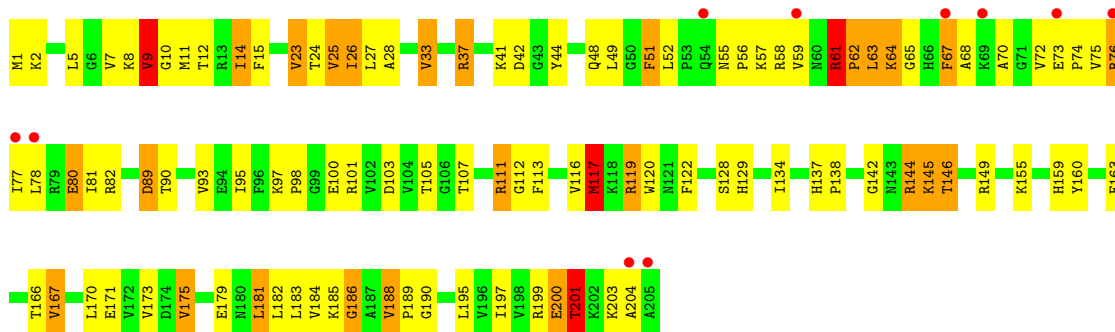


• Molecule 28: 50S ribosomal protein L3

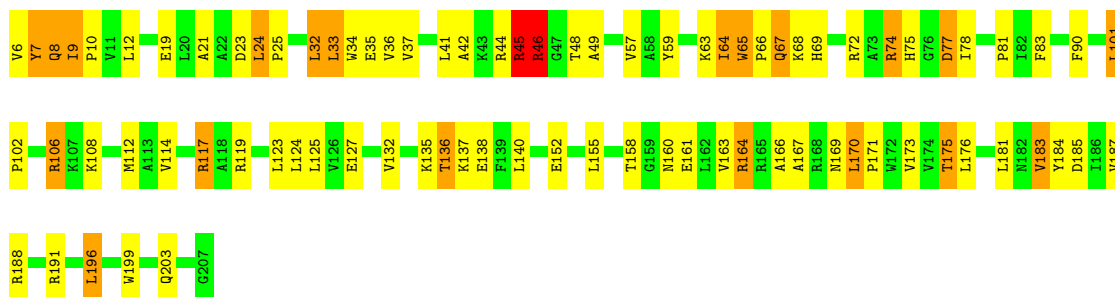




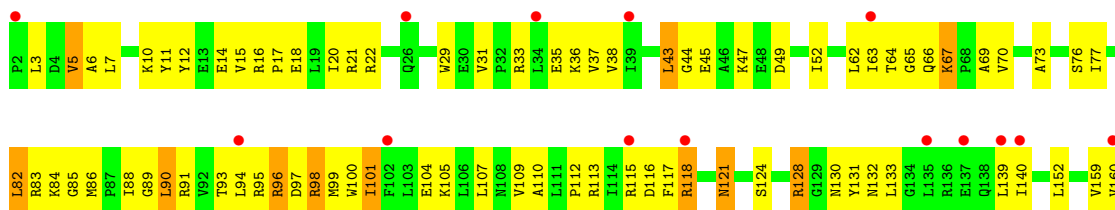
- Molecule 28: 50S ribosomal protein L3

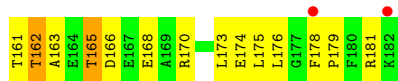


- Molecule 29: 50S ribosomal protein L4

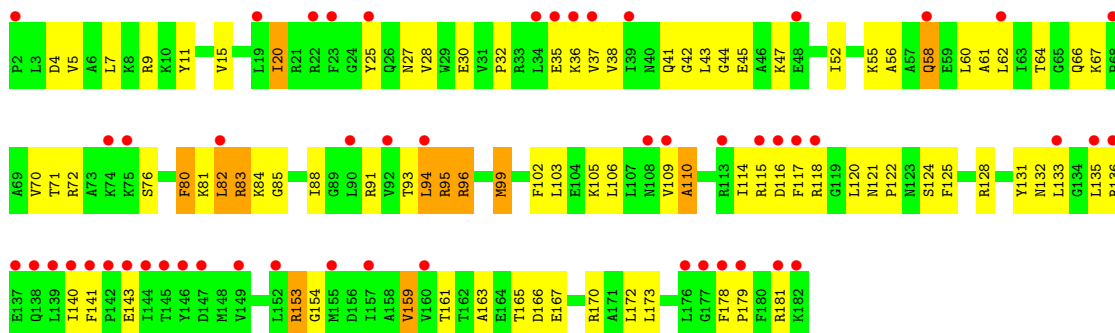


- Molecule 30: 50S ribosomal protein L5

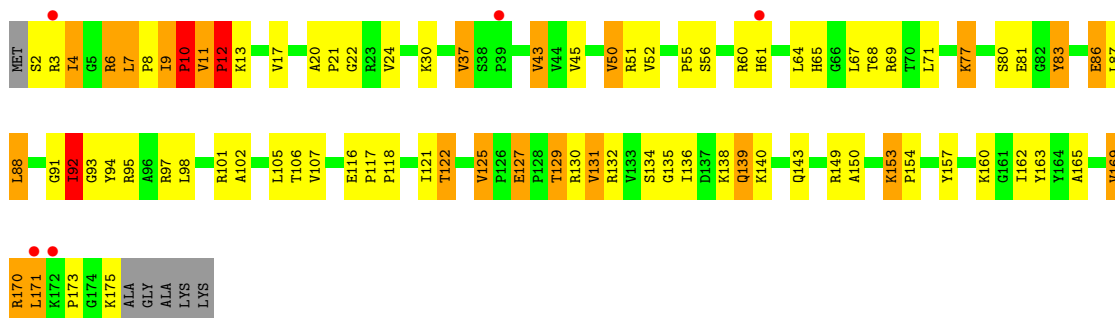




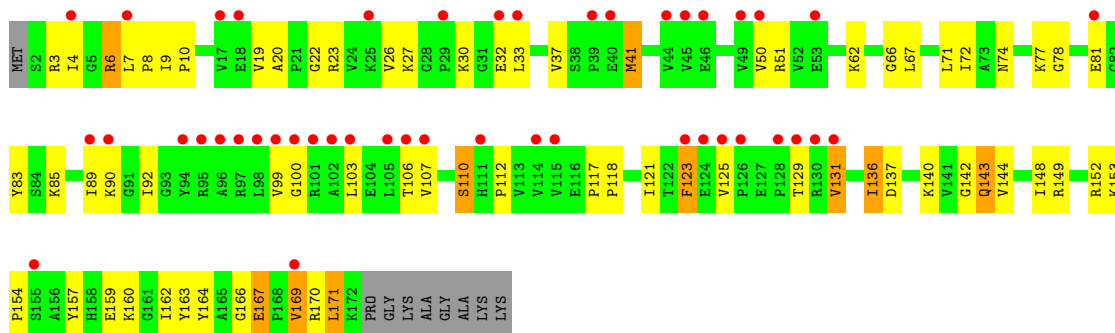
• Molecule 30: 50S ribosomal protein L5



• Molecule 31: 50S ribosomal protein L6

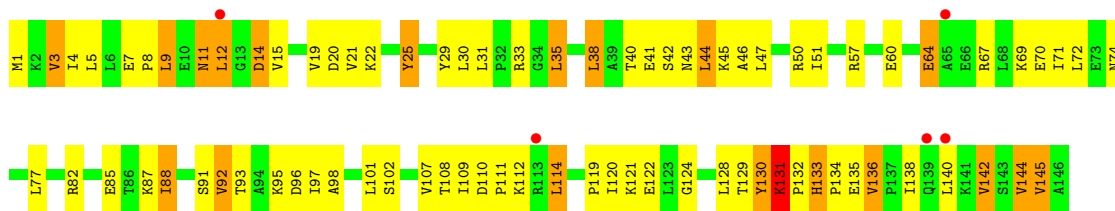


• Molecule 31: 50S ribosomal protein L6

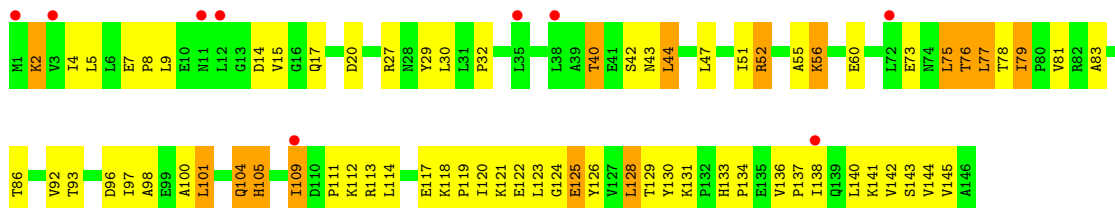


• Molecule 32: 50S ribosomal protein L9

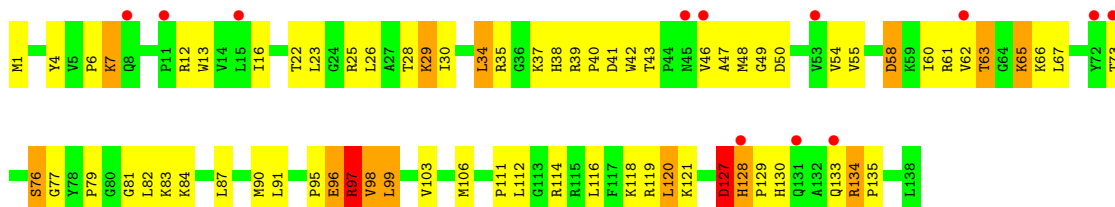




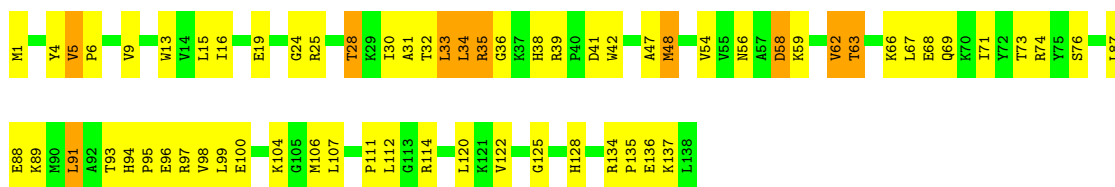
• Molecule 32: 50S ribosomal protein L9



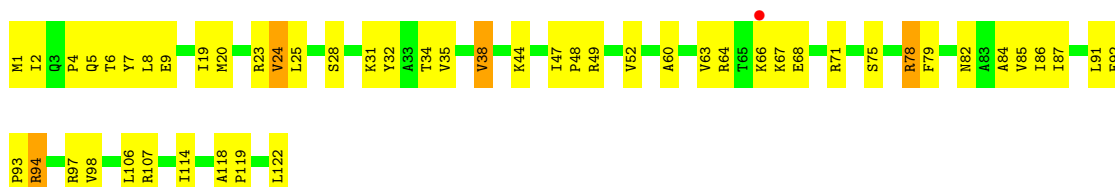
• Molecule 33: 50S ribosomal protein L13



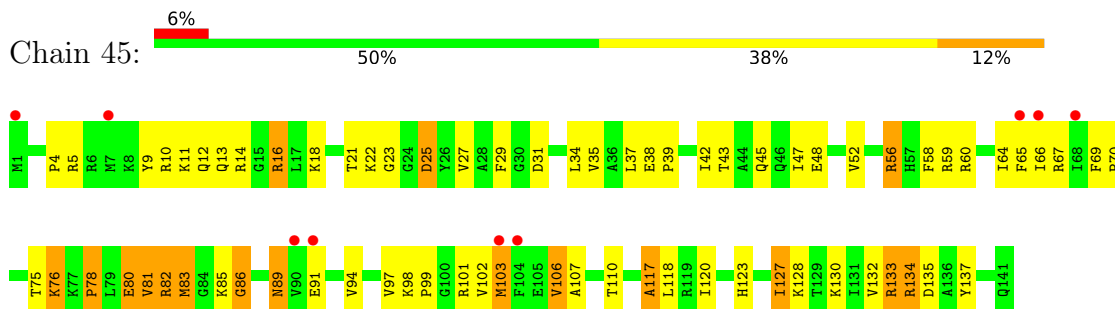
• Molecule 33: 50S ribosomal protein L13



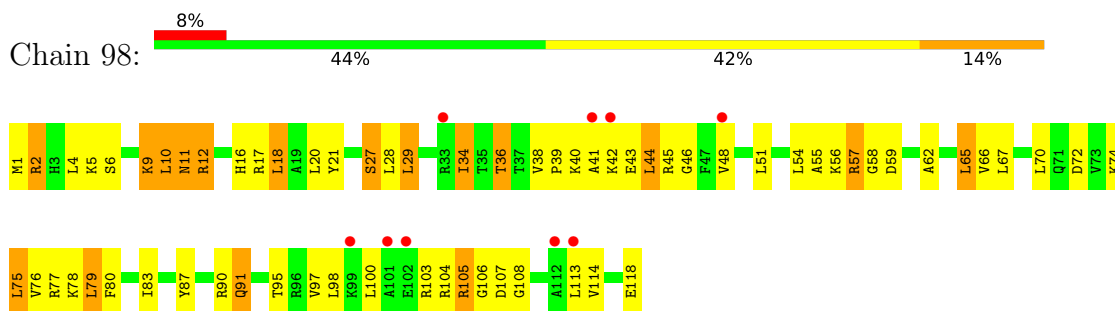
• Molecule 34: 50S ribosomal protein L14



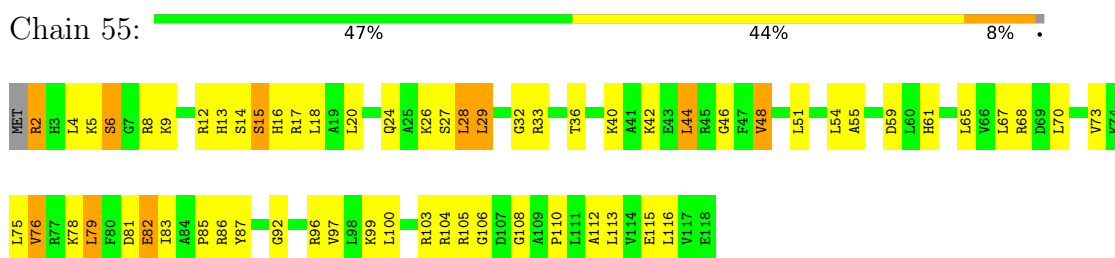
- Molecule 36: 50S ribosomal protein L16



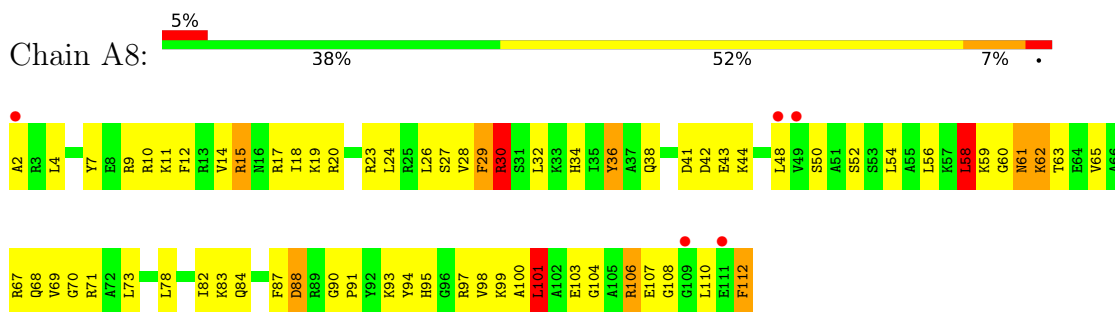
- Molecule 37: 50S ribosomal protein L17



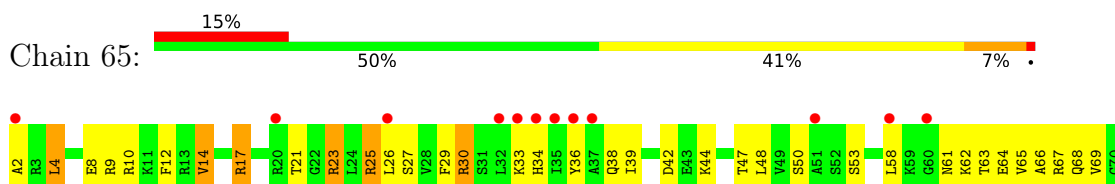
- Molecule 37: 50S ribosomal protein L17

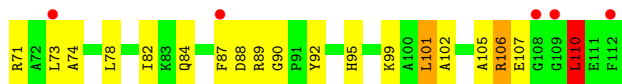


- Molecule 38: 50S ribosomal protein L18



- Molecule 38: 50S ribosomal protein L18

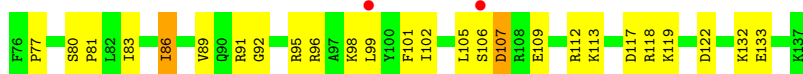




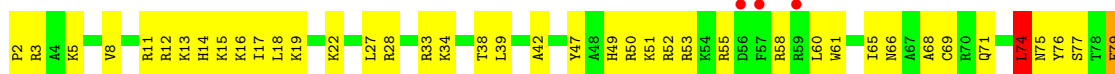
- Molecule 39: 50S ribosomal protein L19



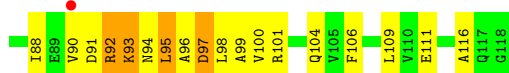
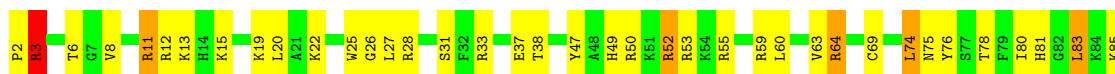
- Molecule 39: 50S ribosomal protein L19



- Molecule 40: 50S ribosomal protein L20

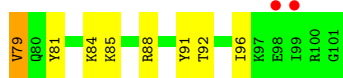
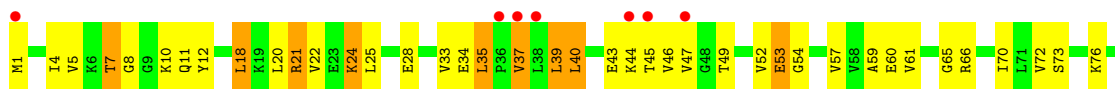


- Molecule 40: 50S ribosomal protein L20


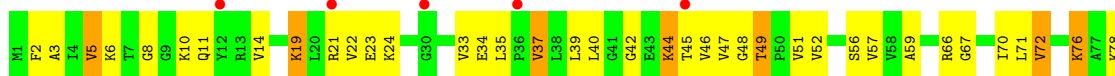


- Molecule 41: 50S ribosomal protein L21

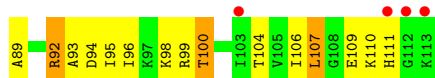




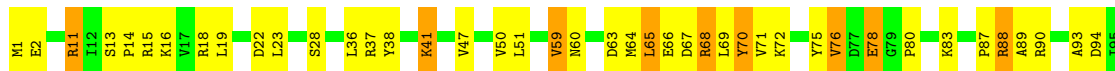
• Molecule 41: 50S ribosomal protein L21



• Molecule 42: 50S ribosomal protein L22



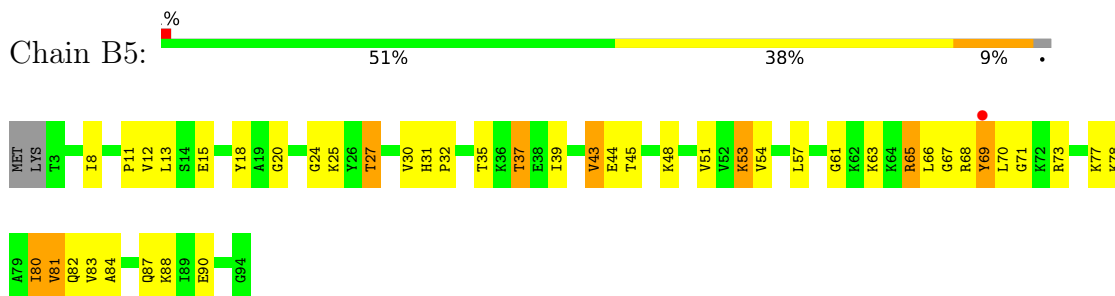
• Molecule 42: 50S ribosomal protein L22



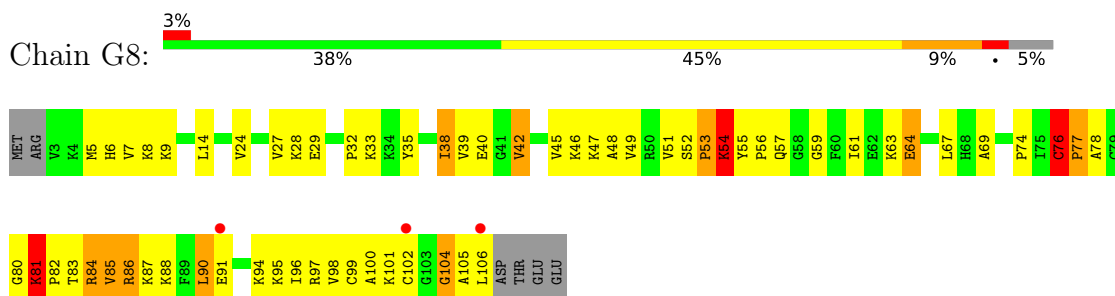
• Molecule 43: 50S ribosomal protein L23



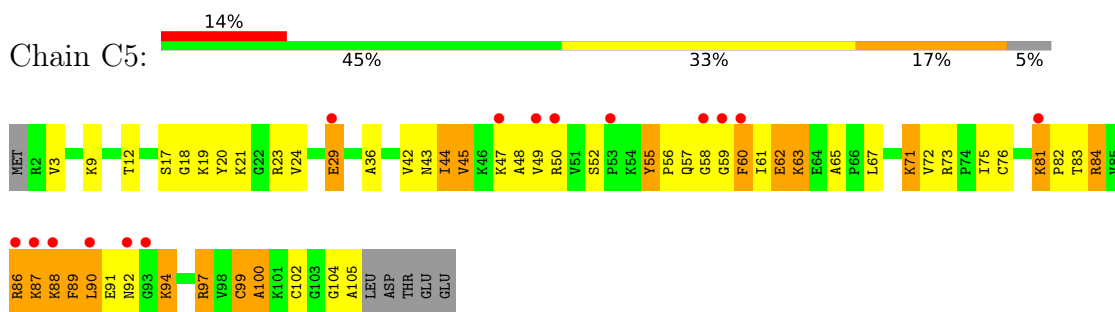
- Molecule 43: 50S ribosomal protein L23



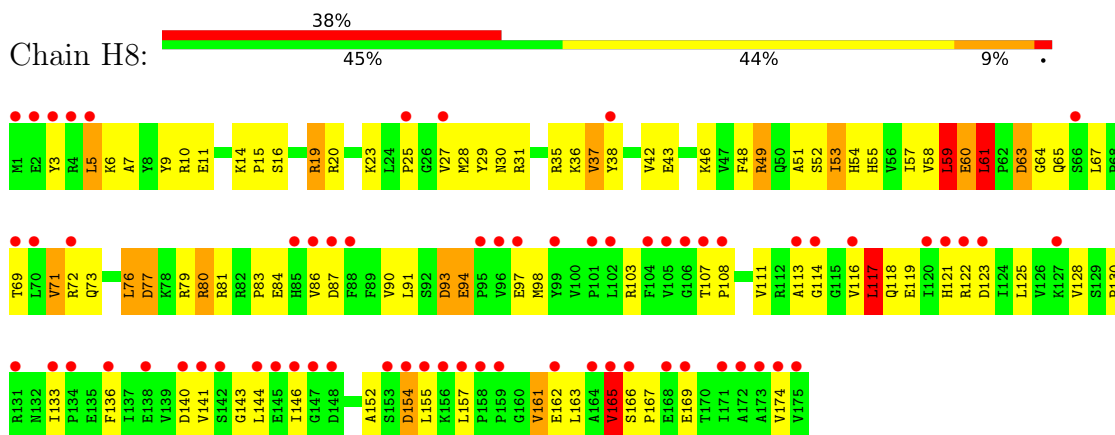
- Molecule 44: 50S ribosomal protein L24



- Molecule 44: 50S ribosomal protein L24

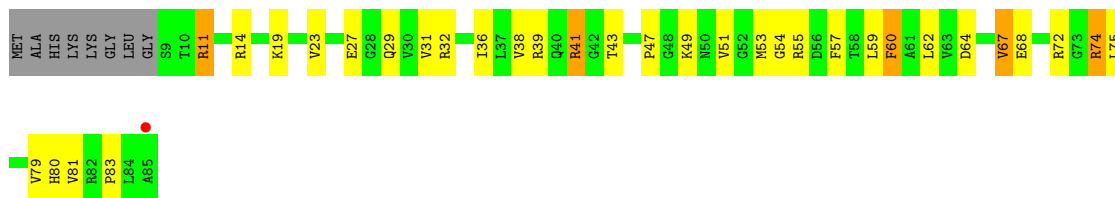


- Molecule 45: 50S ribosomal protein L25

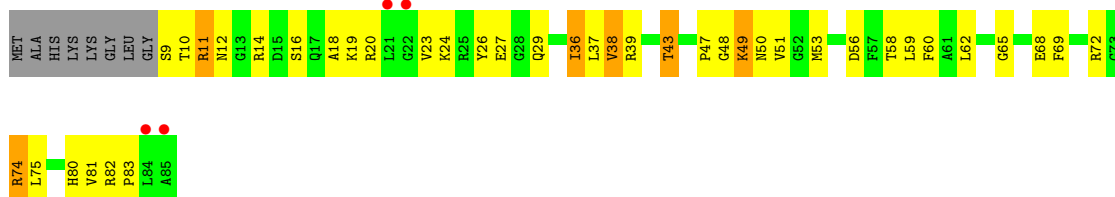


- Molecule 46: 50S ribosomal protein L27

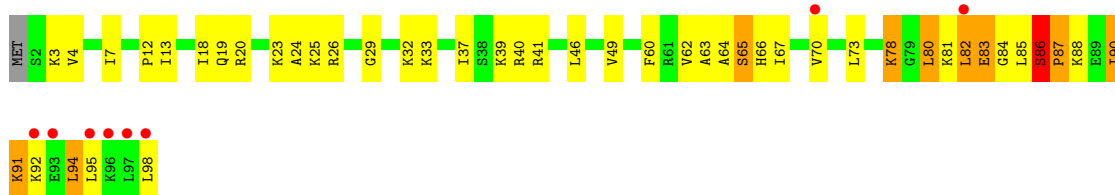




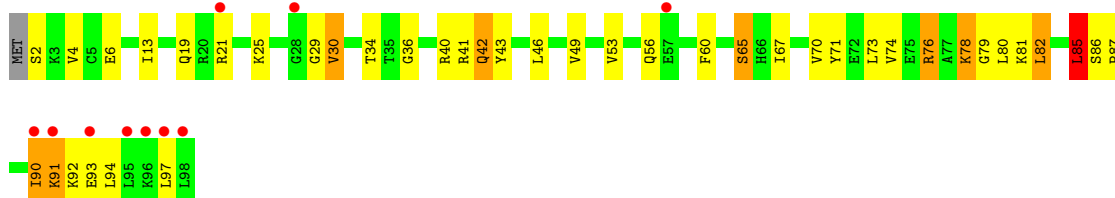
- Molecule 46: 50S ribosomal protein L27



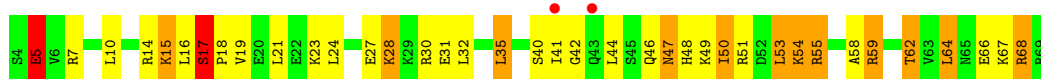
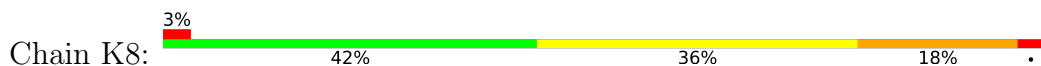
- Molecule 47: 50S ribosomal protein L28



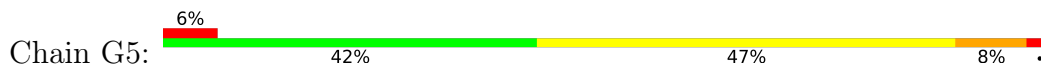
- Molecule 47: 50S ribosomal protein L28

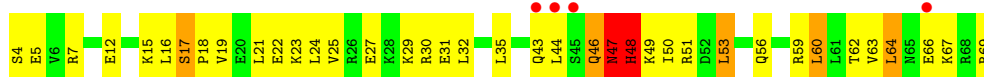


- Molecule 48: 50S ribosomal protein L29



- Molecule 48: 50S ribosomal protein L29





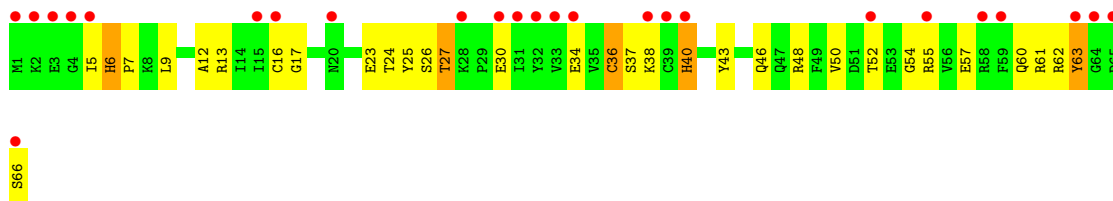
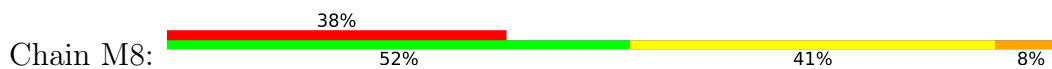
- Molecule 49: 50S ribosomal protein L30



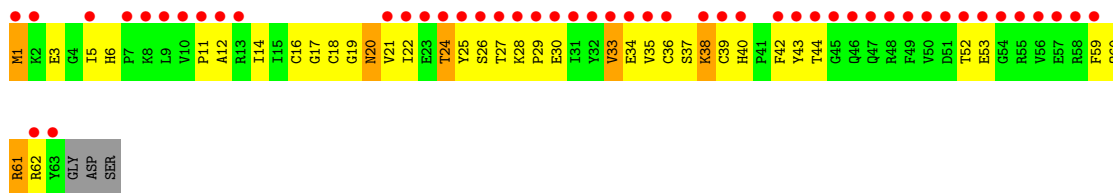
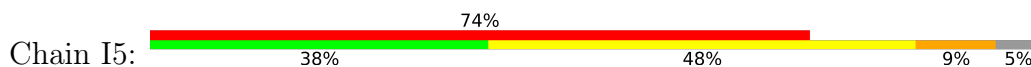
- Molecule 49: 50S ribosomal protein L30



- Molecule 50: 50S ribosomal protein L31



- Molecule 50: 50S ribosomal protein L31



- Molecule 51: 50S ribosomal protein L32

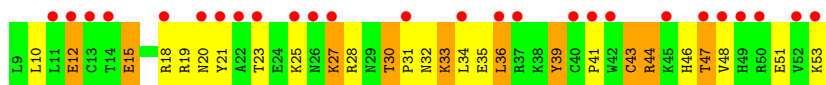
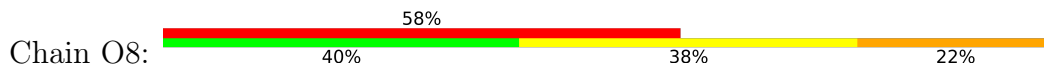


- Molecule 51: 50S ribosomal protein L32

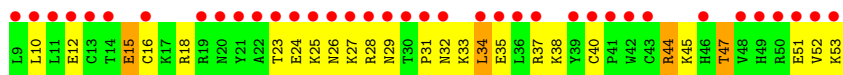
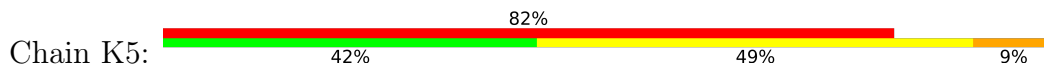




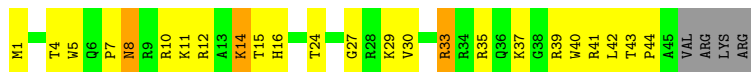
• Molecule 52: 50S ribosomal protein L33



• Molecule 52: 50S ribosomal protein L33



• Molecule 53: 50S ribosomal protein L34



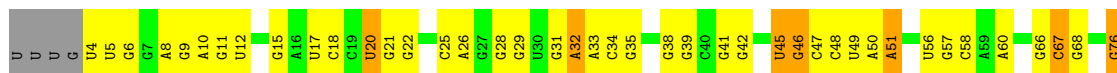
• Molecule 53: 50S ribosomal protein L34

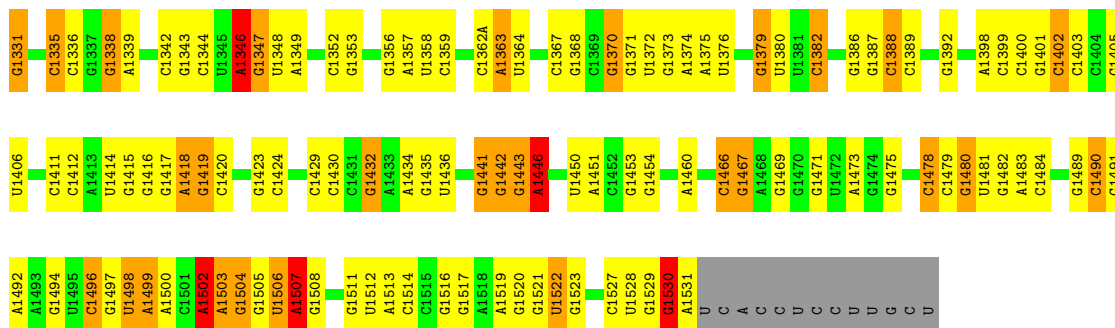


• Molecule 54: 50S ribosomal protein L35

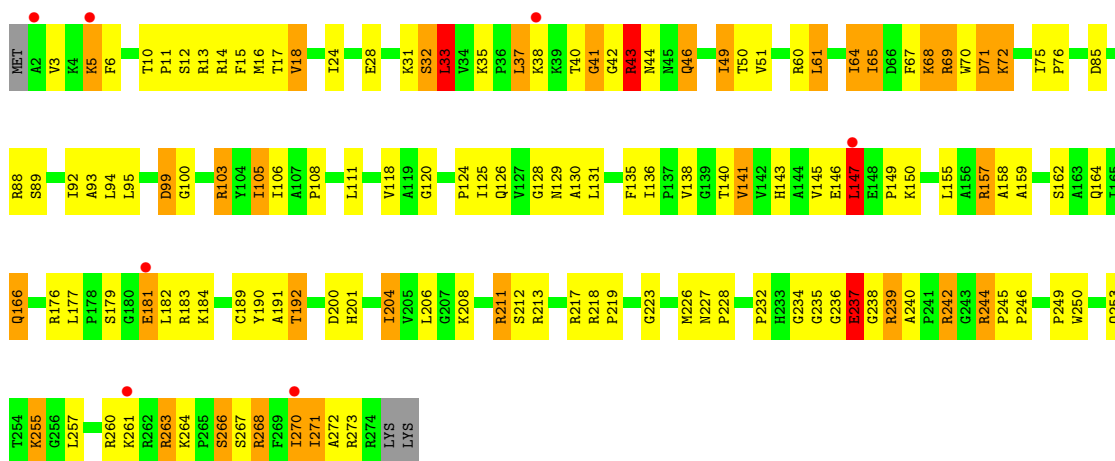


• Molecule 55: 16S ribosomal RNA

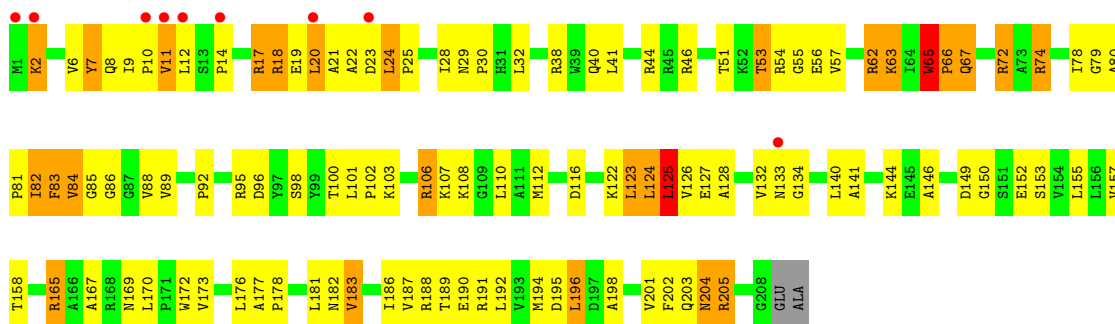




• Molecule 56: 50S ribosomal protein L2

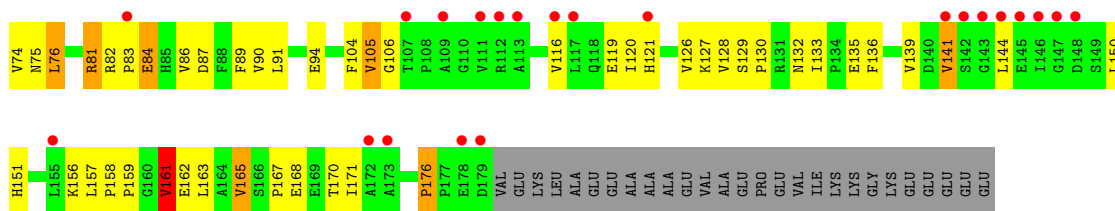


• Molecule 57: 50S ribosomal protein L4



• Molecule 58: 50S ribosomal protein L25





• Molecule 59: 50S ribosomal protein L35



4 Data and refinement statistics

Property	Value	Source
Space group	P 21 21 21	Depositor
Cell constants a, b, c, α , β , γ	209.90Å 448.70Å 618.50Å 90.00° 90.00° 90.00°	Depositor
Resolution (Å)	151.80 – 3.10 187.34 – 3.10	Depositor EDS
% Data completeness (in resolution range)	99.9 (151.80-3.10) 94.5 (187.34-3.10)	Depositor EDS
R_{merge}	0.41	Depositor
R_{sym}	(Not available)	Depositor
$\langle I/\sigma(I) \rangle$ ¹	1.08 (at 3.07Å)	Xtrriage
Refinement program	PHENIX	Depositor
R, R_{free}	0.188 , 0.235 0.189 , 0.235	Depositor DCC
R_{free} test set	2000 reflections (0.19%)	wwPDB-VP
Wilson B-factor (Å ²)	78.6	Xtrriage
Anisotropy	0.285	Xtrriage
Bulk solvent k_{sol} (e/Å ³), B_{sol} (Å ²)	0.28 , 77.2	EDS
L-test for twinning ²	$\langle L \rangle = 0.44$, $\langle L^2 \rangle = 0.27$	Xtrriage
Estimated twinning fraction	No twinning to report.	Xtrriage
F_o, F_c correlation	0.94	EDS
Total number of atoms	299951	wwPDB-VP
Average B, all atoms (Å ²)	105.0	wwPDB-VP

Xtrriage's analysis on translational NCS is as follows: *The largest off-origin peak in the Patterson function is 1.43% of the height of the origin peak. No significant pseudotranslation is detected.*

¹Intensities estimated from amplitudes.

²Theoretical values of $\langle |L| \rangle$, $\langle L^2 \rangle$ for acentric reflections are 0.5, 0.333 respectively for untwinned datasets, and 0.375, 0.2 for perfectly twinned datasets.

5 Model quality i

5.1 Standard geometry i

Bond lengths and bond angles in the following residue types are not validated in this section: 5MU, H2U, ZN, MG, 4SU, QUO, OMC, PSU, MIA, OMG

The Z score for a bond length (or angle) is the number of standard deviations the observed value is removed from the expected value. A bond length (or angle) with $|Z| > 5$ is considered an outlier worth inspection. RMSZ is the root-mean-square of all Z scores of the bond lengths (or angles).

Mol	Chain	Bond lengths		Bond angles	
		RMSZ	# $ Z > 5$	RMSZ	# $ Z > 5$
1	13	0.83	25/36053 (0.1%)	1.49	573/56270 (1.0%)
2	12	0.34	0/1959	0.57	0/2642
2	1E	0.42	0/1959	0.65	4/2642 (0.2%)
3	22	0.37	0/1636	0.56	0/2205
3	2E	0.49	0/1629	0.68	1/2195 (0.0%)
4	32	0.46	0/1732	0.66	0/2318
4	3E	0.61	2/1732 (0.1%)	0.73	1/2318 (0.0%)
5	42	0.43	0/1171	0.67	0/1576
5	4E	0.58	0/1171	0.75	1/1576 (0.1%)
6	52	0.54	0/855	0.68	0/1154
6	5E	0.54	0/855	0.75	0/1154
7	62	0.41	0/1275	0.58	0/1709
7	6E	0.46	0/1275	0.59	0/1709
8	72	0.42	0/1135	0.59	0/1527
8	7E	0.52	0/1135	0.70	0/1527
9	82	0.38	0/1028	0.60	0/1379
9	8E	0.41	0/1028	0.66	0/1379
10	1A	0.35	0/814	0.59	0/1095
10	1I	0.43	0/814	0.61	0/1095
11	2A	0.47	0/899	0.67	0/1213
11	2I	0.54	0/899	0.76	1/1213 (0.1%)
12	3A	0.52	0/991	0.78	2/1327 (0.2%)
12	3I	0.73	0/991	0.88	0/1327
13	4A	0.38	0/943	0.59	0/1265
13	4I	0.48	0/938	0.73	0/1258
14	5A	0.42	0/484	0.73	0/643
14	5I	0.63	0/507	0.88	1/672 (0.1%)
15	6A	0.48	0/744	0.63	0/992
15	6I	0.57	0/744	0.75	1/992 (0.1%)
16	7A	0.51	0/721	0.69	0/970
16	7I	0.48	0/721	0.74	0/970
17	8A	0.49	0/847	0.63	0/1131

Mol	Chain	Bond lengths		Bond angles	
		RMSZ	# Z >5	RMSZ	# Z >5
17	8I	0.53	0/847	0.75	0/1131
18	9A	0.49	0/595	0.71	0/790
18	9I	0.50	0/595	0.71	1/790 (0.1%)
19	AA	0.37	0/654	0.61	0/884
19	AI	0.48	0/680	0.75	0/915
20	BA	0.47	0/764	0.73	1/1007 (0.1%)
20	BI	0.40	0/764	0.69	1/1007 (0.1%)
21	1B	0.43	0/221	0.66	0/288
21	1F	0.40	0/221	0.58	0/288
22	1K	0.44	0/1851	1.06	7/2877 (0.2%)
22	1L	0.38	0/1594	0.92	3/2475 (0.1%)
22	3K	0.46	0/1594	0.98	1/2475 (0.0%)
22	3L	0.41	0/1616	0.92	1/2509 (0.0%)
23	2K	0.94	1/1725 (0.1%)	1.60	30/2689 (1.1%)
23	2L	0.76	1/1725 (0.1%)	1.35	10/2689 (0.4%)
24	4K	0.87	0/366	1.25	1/568 (0.2%)
24	4L	0.60	0/391	1.19	2/607 (0.3%)
25	14	0.97	94/70119 (0.1%)	1.69	1912/109464 (1.7%)
25	1H	1.16	199/70233 (0.3%)	1.94	3139/109643 (2.9%)
26	16	0.91	0/2928	1.65	54/4568 (1.2%)
26	1J	0.78	0/2928	1.48	38/4568 (0.8%)
27	11	0.87	1/2165 (0.0%)	1.03	6/2919 (0.2%)
28	21	0.68	0/1601	0.93	1/2160 (0.0%)
28	29	0.66	0/1601	0.89	1/2160 (0.0%)
29	31	0.79	3/1620 (0.2%)	0.93	6/2194 (0.3%)
30	41	0.52	0/1498	0.73	0/2016
30	49	0.40	0/1498	0.66	0/2016
31	51	0.58	0/1362	0.87	1/1841 (0.1%)
31	59	0.34	0/1341	0.59	0/1813
32	61	0.49	0/1151	0.75	2/1558 (0.1%)
32	69	0.47	0/1151	0.71	1/1558 (0.1%)
33	15	0.48	0/1131	0.67	0/1525
33	58	0.60	0/1131	0.82	0/1525
34	25	0.65	0/942	0.80	1/1269 (0.1%)
34	68	0.70	0/942	0.78	0/1269
35	35	0.64	0/1161	1.05	4/1544 (0.3%)
35	78	0.75	0/1161	1.10	6/1544 (0.4%)
36	45	0.65	1/1142 (0.1%)	0.88	2/1527 (0.1%)
36	88	0.84	1/1142 (0.1%)	1.03	3/1527 (0.2%)
37	55	0.65	0/973	0.84	0/1302
37	98	0.69	0/981	0.92	1/1312 (0.1%)
38	65	0.55	0/891	0.84	2/1187 (0.2%)
38	A8	0.62	0/891	0.93	4/1187 (0.3%)

Mol	Chain	Bond lengths		Bond angles	
		RMSZ	# Z >5	RMSZ	# Z >5
39	75	0.61	0/1155	0.79	2/1542 (0.1%)
39	B8	0.65	0/1147	0.83	1/1532 (0.1%)
40	85	0.62	0/981	0.81	2/1306 (0.2%)
40	C8	0.72	0/981	0.96	3/1306 (0.2%)
41	95	0.58	0/789	0.81	0/1057
41	D8	0.64	0/789	0.82	1/1057 (0.1%)
42	A5	0.69	0/910	0.85	0/1220
42	E8	0.73	0/910	0.93	1/1220 (0.1%)
43	B5	0.75	0/739	0.81	0/993
43	F8	0.89	2/756 (0.3%)	0.96	1/1014 (0.1%)
44	C5	0.55	0/807	0.79	0/1076
44	G8	0.71	0/804	1.02	3/1073 (0.3%)
45	H8	0.48	0/1427	0.78	1/1935 (0.1%)
46	E5	0.68	0/620	0.90	0/827
46	I8	0.80	0/620	0.96	0/827
47	F5	0.64	0/769	0.93	1/1022 (0.1%)
47	J8	0.72	0/769	0.94	2/1022 (0.2%)
48	G5	0.58	0/560	0.81	1/741 (0.1%)
48	K8	0.82	2/560 (0.4%)	0.94	1/741 (0.1%)
49	H5	0.50	0/473	0.67	0/635
49	L8	0.64	0/473	0.78	0/635
50	I5	0.36	0/527	0.67	0/709
50	M8	0.38	0/545	0.62	0/733
51	J5	0.64	0/467	0.84	1/632 (0.2%)
51	N8	0.66	0/472	0.86	0/639
52	K5	0.46	0/396	0.78	0/529
52	O8	0.61	0/396	0.80	1/529 (0.2%)
53	L5	0.74	0/399	0.92	0/526
53	P8	0.99	0/399	1.07	2/526 (0.4%)
54	Q8	1.16	0/448	1.48	5/600 (0.8%)
55	1G	0.71	4/36049 (0.0%)	1.33	281/56262 (0.5%)
56	19	0.75	0/2170	0.96	5/2926 (0.2%)
57	39	0.63	1/1662 (0.1%)	0.87	2/2249 (0.1%)
58	D5	0.38	0/1460	0.62	0/1982
59	M5	0.74	0/486	1.13	2/638 (0.3%)
All	All	0.87	337/322487 (0.1%)	1.49	6146/482889 (1.3%)

Chiral center outliers are detected by calculating the chiral volume of a chiral center and verifying if the center is modelled as a planar moiety or with the opposite hand. A planarity outlier is detected by checking planarity of atoms in a peptide group, atoms in a mainchain group or atoms of a sidechain that are expected to be planar.

Mol	Chain	#Chirality outliers	#Planarity outliers
4	3E	0	1
10	1A	0	1
12	3I	0	1
13	4I	0	1
14	5A	0	1
14	5I	0	1
19	AI	0	2
20	BA	0	1
27	11	0	3
28	21	0	4
28	29	0	5
30	41	0	1
31	51	0	1
31	59	0	1
32	61	0	4
32	69	0	1
33	58	0	1
35	35	0	3
35	78	0	6
36	45	0	3
36	88	0	2
37	98	0	1
39	75	0	1
39	B8	0	1
40	85	0	1
40	C8	0	2
41	95	0	1
43	B5	0	1
44	C5	0	2
44	G8	0	4
45	H8	0	3
47	F5	0	1
48	G5	0	3
48	K8	0	1
50	M8	0	1
52	K5	0	1
54	Q8	0	6
56	19	0	4
57	39	0	1
59	M5	0	3
All	All	0	82

The worst 5 of 337 bond length outliers are listed below:

Mol	Chain	Res	Type	Atoms	Z	Observed(Å)	Ideal(Å)
25	1H	1614	A	N9-C4	-12.72	1.30	1.37
25	1H	2430	A	N9-C4	-12.06	1.30	1.37
1	13	792	A	N9-C4	-11.71	1.30	1.37
25	1H	774	A	N9-C4	-11.62	1.30	1.37
25	1H	71	A	N9-C4	-11.59	1.30	1.37

The worst 5 of 6146 bond angle outliers are listed below:

Mol	Chain	Res	Type	Atoms	Z	Observed(°)	Ideal(°)
25	1H	1899	G	N3-C4-N9	-25.74	110.56	126.00
25	1H	676	A	C2-N3-C4	-22.98	99.11	110.60
25	1H	1899	G	N3-C4-C5	22.06	139.63	128.60
25	14	1332	G	N3-C4-N9	-21.72	112.97	126.00
25	14	1332	G	N3-C4-C5	20.07	138.63	128.60

There are no chirality outliers.

5 of 82 planarity outliers are listed below:

Mol	Chain	Res	Type	Group
4	3E	85	LYS	Peptide
12	3I	87	GLY	Peptide
13	4I	107	ALA	Peptide
14	5I	13	THR	Peptide
19	AI	4	SER	Peptide

5.2 Too-close contacts [i](#)

In the following table, the Non-H and H(model) columns list the number of non-hydrogen atoms and hydrogen atoms in the chain respectively. The H(added) column lists the number of hydrogen atoms added and optimized by MolProbity. The Clashes column lists the number of clashes within the asymmetric unit, whereas Symm-Clashes lists symmetry-related clashes.

Mol	Chain	Non-H	H(model)	H(added)	Clashes	Symm-Clashes
1	13	32207	0	16254	796	0
2	12	1924	0	1975	84	0
2	1E	1924	0	1975	77	0
3	22	1612	0	1677	69	0
3	2E	1605	0	1668	53	0
4	32	1702	0	1763	85	1
4	3E	1702	0	1763	84	0
5	42	1155	0	1213	42	0
5	4E	1155	0	1213	50	0

Continued on next page...

Continued from previous page...

Mol	Chain	Non-H	H(model)	H(added)	Clashes	Symm-Clashes
6	52	842	0	857	30	0
6	5E	842	0	857	33	1
7	62	1256	0	1296	53	0
7	6E	1256	0	1296	43	0
8	72	1115	0	1177	30	0
8	7E	1115	0	1177	46	0
9	82	1009	0	1037	66	0
9	8E	1009	0	1037	52	0
10	1A	801	0	849	53	0
10	1I	801	0	849	46	0
11	2A	884	0	904	39	0
11	2I	884	0	904	28	0
12	3A	975	0	1062	42	0
12	3I	975	0	1062	38	0
13	4A	933	0	992	49	0
13	4I	928	0	987	50	0
14	5A	475	0	511	27	0
14	5I	498	0	537	30	0
15	6A	733	0	771	27	0
15	6I	733	0	771	22	0
16	7A	705	0	725	21	0
16	7I	705	0	725	49	0
17	8A	834	0	904	27	0
17	8I	834	0	904	39	0
18	9A	590	0	662	13	0
18	9I	590	0	662	23	0
19	AA	640	0	633	38	0
19	AI	665	0	686	34	0
20	BA	762	0	861	35	0
20	BI	762	0	861	36	0
21	1B	217	0	234	11	0
21	1F	217	0	234	9	0
22	1K	1825	0	946	36	0
22	1L	1595	0	830	24	0
22	3K	1595	0	830	36	0
22	3L	1615	0	840	30	0
23	2K	1645	0	843	36	0
23	2L	1645	0	843	31	0
24	4K	325	0	165	6	0
24	4L	347	0	176	6	0
25	14	62605	0	31558	1370	0
25	1H	62707	0	31607	1469	0

Continued on next page...

Continued from previous page...

Mol	Chain	Non-H	H(model)	H(added)	Clashes	Symm-Clashes
26	16	2617	0	1328	79	0
26	1J	2617	0	1328	75	0
27	11	2115	0	2195	120	0
28	21	1568	0	1634	107	0
28	29	1568	0	1634	100	0
29	31	1585	0	1632	84	0
30	41	1473	0	1535	76	0
30	49	1473	0	1535	56	0
31	51	1336	0	1418	61	0
31	59	1316	0	1395	52	0
32	61	1136	0	1223	48	1
32	69	1136	0	1223	53	0
33	15	1104	0	1180	45	0
33	58	1104	0	1180	64	0
34	25	932	0	996	41	0
34	68	932	0	996	34	0
35	35	1144	0	1228	102	0
35	78	1144	0	1228	89	0
36	45	1121	0	1179	65	0
36	88	1121	0	1179	59	0
37	55	959	0	1021	47	0
37	98	967	0	1033	59	0
38	65	881	0	943	46	0
38	A8	881	0	943	53	0
39	75	1141	0	1202	47	0
39	B8	1133	0	1190	55	0
40	85	963	0	1022	46	0
40	C8	963	0	1022	60	0
41	95	778	0	852	56	0
41	D8	778	0	852	21	0
42	A5	899	0	964	32	0
42	E8	899	0	964	34	0
43	B5	725	0	778	29	0
43	F8	742	0	803	42	0
44	C5	794	0	883	47	0
44	G8	791	0	880	61	0
45	H8	1397	0	1430	71	0
46	E5	612	0	633	39	0
46	I8	612	0	633	28	0
47	F5	762	0	848	30	0
47	J8	762	0	848	29	0
48	G5	558	0	610	24	0

Continued on next page...

Continued from previous page...

Mol	Chain	Non-H	H(model)	H(added)	Clashes	Symm-Clashes
48	K8	558	0	610	31	0
49	H5	468	0	518	18	0
49	L8	468	0	518	15	0
50	I5	515	0	514	34	0
50	M8	533	0	526	22	0
51	J5	453	0	475	20	0
51	N8	458	0	480	25	0
52	K5	389	0	404	24	0
52	O8	389	0	404	23	0
53	L5	391	0	432	14	0
53	P8	391	0	432	15	0
54	Q8	442	0	452	59	0
55	1G	32204	0	16256	685	1
56	19	2120	0	2197	107	0
57	39	1627	0	1680	91	0
58	D5	1428	0	1454	51	0
59	M5	480	0	549	43	0
60	11	2	0	0	0	0
60	13	140	0	0	0	0
60	14	386	0	0	0	0
60	16	12	0	0	0	0
60	19	1	0	0	0	0
60	1G	104	0	0	0	0
60	1H	438	0	0	0	0
60	1J	7	0	0	0	0
60	1K	1	0	0	0	0
60	21	2	0	0	0	0
60	25	1	0	0	0	0
60	29	2	0	0	0	0
60	2K	4	0	0	0	0
60	2L	3	0	0	0	0
60	39	1	0	0	0	0
60	3I	1	0	0	0	0
60	3K	1	0	0	0	0
60	41	1	0	0	0	0
60	45	3	0	0	0	0
60	49	1	0	0	0	0
60	4I	1	0	0	0	0
60	52	1	0	0	0	0
60	5I	1	0	0	0	0
60	68	1	0	0	0	0
60	78	3	0	0	0	0

Continued on next page...

Continued from previous page...

Mol	Chain	Non-H	H(model)	H(added)	Clashes	Symm-Clashes
60	85	1	0	0	0	0
60	88	2	0	0	0	0
60	98	2	0	0	0	0
60	B8	1	0	0	0	0
60	C5	1	0	0	0	0
60	C8	1	0	0	0	0
60	E5	1	0	0	0	0
60	I8	2	0	0	0	0
60	K8	1	0	0	0	0
60	P8	1	0	0	0	0
61	32	1	0	0	0	0
61	3E	1	0	0	0	0
61	5A	1	0	0	0	0
61	5I	1	0	0	0	0
61	C5	1	0	0	0	0
61	G8	1	0	0	0	0
62	11	10	0	0	0	0
62	13	125	0	0	36	0
62	14	446	0	0	126	0
62	16	15	0	0	3	0
62	19	8	0	0	1	0
62	1G	74	0	0	23	0
62	1H	738	0	0	226	0
62	1J	12	0	0	5	0
62	1K	4	0	0	0	0
62	21	4	0	0	2	0
62	25	6	0	0	1	0
62	31	5	0	0	0	0
62	39	1	0	0	0	0
62	3E	4	0	0	0	0
62	3I	1	0	0	0	0
62	3K	1	0	0	0	0
62	4K	1	0	0	0	0
62	4L	1	0	0	0	0
62	5I	2	0	0	0	0
62	78	3	0	0	0	0
62	7I	1	0	0	0	0
62	82	1	0	0	0	0
62	85	2	0	0	1	0
62	98	3	0	0	1	0
62	A5	1	0	0	0	0
62	B8	1	0	0	0	0

Continued on next page...

Continued from previous page...

Mol	Chain	Non-H	H(model)	H(added)	Clashes	Symm-Clashes
62	BA	2	0	0	1	0
62	C8	2	0	0	0	0
62	D8	2	0	0	0	0
62	E5	1	0	0	0	0
62	G8	2	0	0	0	0
62	L5	1	0	0	0	0
62	L8	3	0	0	0	0
62	M5	2	0	0	0	0
62	Q8	1	0	0	0	0
All	All	299951	0	200664	8116	2

The all-atom clashscore is defined as the number of clashes found per 1000 atoms (including hydrogen atoms). The all-atom clashscore for this structure is 17.

The worst 5 of 8116 close contacts within the same asymmetric unit are listed below, sorted by their clash magnitude.

Atom-1	Atom-2	Interatomic distance (Å)	Clash overlap (Å)
22:1L:35:QUO:C4	22:1L:35:QUO:N3	1.71	1.53
22:1K:35:QUO:N3	22:1K:35:QUO:C4	1.69	1.53
22:3K:35:QUO:C4	22:3K:35:QUO:N3	1.71	1.52
22:3L:35:QUO:N3	22:3L:35:QUO:C4	1.72	1.49
25:1H:973:A:OP2	62:1H:3767:HOH:O	1.69	1.10

All (2) symmetry-related close contacts are listed below. The label for Atom-2 includes the symmetry operator and encoded unit-cell translations to be applied.

Atom-1	Atom-2	Interatomic distance (Å)	Clash overlap (Å)
6:5E:15:ASP:OD2	4:32:27:TYR:OH[4_555]	2.10	0.10
32:61:91:SER:OG	55:1G:368:U:OP1[4_555]	2.18	0.02

5.3 Torsion angles [i](#)

5.3.1 Protein backbone [i](#)

In the following table, the Percentiles column shows the percent Ramachandran outliers of the chain as a percentile score with respect to all X-ray entries followed by that with respect to entries of similar resolution.

The Analysed column shows the number of residues for which the backbone conformation was analysed, and the total number of residues.

Mol	Chain	Analysed	Favoured	Allowed	Outliers	Percentiles	
2	12	235/256 (92%)	207 (88%)	25 (11%)	3 (1%)	12	42
2	1E	235/256 (92%)	202 (86%)	32 (14%)	1 (0%)	34	69
3	22	204/239 (85%)	188 (92%)	16 (8%)	0	100	100
3	2E	203/239 (85%)	187 (92%)	16 (8%)	0	100	100
4	32	206/208 (99%)	184 (89%)	22 (11%)	0	100	100
4	3E	206/208 (99%)	193 (94%)	13 (6%)	0	100	100
5	42	149/162 (92%)	145 (97%)	4 (3%)	0	100	100
5	4E	149/162 (92%)	145 (97%)	3 (2%)	1 (1%)	22	57
6	52	99/101 (98%)	98 (99%)	1 (1%)	0	100	100
6	5E	99/101 (98%)	94 (95%)	5 (5%)	0	100	100
7	62	153/156 (98%)	146 (95%)	7 (5%)	0	100	100
7	6E	153/156 (98%)	145 (95%)	8 (5%)	0	100	100
8	72	136/138 (99%)	127 (93%)	8 (6%)	1 (1%)	22	57
8	7E	136/138 (99%)	129 (95%)	7 (5%)	0	100	100
9	82	125/128 (98%)	115 (92%)	10 (8%)	0	100	100
9	8E	125/128 (98%)	109 (87%)	15 (12%)	1 (1%)	19	54
10	1A	97/105 (92%)	89 (92%)	8 (8%)	0	100	100
10	1I	97/105 (92%)	88 (91%)	9 (9%)	0	100	100
11	2A	117/129 (91%)	105 (90%)	12 (10%)	0	100	100
11	2I	117/129 (91%)	102 (87%)	13 (11%)	2 (2%)	9	36
12	3A	123/132 (93%)	105 (85%)	14 (11%)	4 (3%)	4	21
12	3I	123/132 (93%)	108 (88%)	15 (12%)	0	100	100
13	4A	115/126 (91%)	98 (85%)	16 (14%)	1 (1%)	17	52
13	4I	114/126 (90%)	97 (85%)	17 (15%)	0	100	100
14	5A	56/61 (92%)	48 (86%)	8 (14%)	0	100	100
14	5I	59/61 (97%)	49 (83%)	9 (15%)	1 (2%)	9	36
15	6A	86/89 (97%)	81 (94%)	5 (6%)	0	100	100
15	6I	86/89 (97%)	76 (88%)	10 (12%)	0	100	100
16	7A	82/88 (93%)	78 (95%)	4 (5%)	0	100	100
16	7I	82/88 (93%)	78 (95%)	4 (5%)	0	100	100
17	8A	98/105 (93%)	90 (92%)	8 (8%)	0	100	100
17	8I	98/105 (93%)	94 (96%)	4 (4%)	0	100	100

Continued on next page...

Continued from previous page...

Mol	Chain	Analysed	Favoured	Allowed	Outliers	Percentiles	
18	9A	70/88 (80%)	65 (93%)	5 (7%)	0	100	100
18	9I	70/88 (80%)	62 (89%)	7 (10%)	1 (1%)	11	40
19	AA	80/93 (86%)	65 (81%)	13 (16%)	2 (2%)	5	27
19	AI	81/93 (87%)	70 (86%)	9 (11%)	2 (2%)	5	27
20	BA	97/106 (92%)	88 (91%)	9 (9%)	0	100	100
20	BI	97/106 (92%)	89 (92%)	8 (8%)	0	100	100
21	1B	23/27 (85%)	19 (83%)	4 (17%)	0	100	100
21	1F	23/27 (85%)	21 (91%)	2 (9%)	0	100	100
27	11	270/272 (99%)	251 (93%)	15 (6%)	4 (2%)	10	39
28	21	203/205 (99%)	172 (85%)	28 (14%)	3 (2%)	10	39
28	29	203/205 (99%)	162 (80%)	33 (16%)	8 (4%)	3	18
29	31	200/202 (99%)	185 (92%)	14 (7%)	1 (0%)	29	64
30	41	179/181 (99%)	159 (89%)	17 (10%)	3 (2%)	9	36
30	49	179/181 (99%)	160 (89%)	16 (9%)	3 (2%)	9	36
31	51	172/180 (96%)	150 (87%)	17 (10%)	5 (3%)	4	24
31	59	169/180 (94%)	138 (82%)	27 (16%)	4 (2%)	6	27
32	61	144/146 (99%)	120 (83%)	20 (14%)	4 (3%)	5	25
32	69	144/146 (99%)	120 (83%)	21 (15%)	3 (2%)	7	30
33	15	136/138 (99%)	123 (90%)	12 (9%)	1 (1%)	22	57
33	58	136/138 (99%)	121 (89%)	10 (7%)	5 (4%)	3	19
34	25	120/122 (98%)	114 (95%)	6 (5%)	0	100	100
34	68	120/122 (98%)	114 (95%)	6 (5%)	0	100	100
35	35	148/150 (99%)	109 (74%)	31 (21%)	8 (5%)	2	12
35	78	148/150 (99%)	116 (78%)	28 (19%)	4 (3%)	5	25
36	45	139/141 (99%)	115 (83%)	23 (16%)	1 (1%)	22	57
36	88	139/141 (99%)	109 (78%)	26 (19%)	4 (3%)	4	24
37	55	115/118 (98%)	107 (93%)	8 (7%)	0	100	100
37	98	116/118 (98%)	105 (90%)	10 (9%)	1 (1%)	17	52
38	65	109/111 (98%)	89 (82%)	19 (17%)	1 (1%)	17	52
38	A8	109/111 (98%)	93 (85%)	15 (14%)	1 (1%)	17	52
39	75	135/137 (98%)	117 (87%)	15 (11%)	3 (2%)	6	29

Continued on next page...

Continued from previous page...

Mol	Chain	Analysed	Favoured	Allowed	Outliers	Percentiles	
39	B8	134/137 (98%)	123 (92%)	11 (8%)	0	100	100
40	85	115/117 (98%)	109 (95%)	5 (4%)	1 (1%)	17	52
40	C8	115/117 (98%)	104 (90%)	8 (7%)	3 (3%)	5	26
41	95	99/101 (98%)	78 (79%)	17 (17%)	4 (4%)	3	17
41	D8	99/101 (98%)	94 (95%)	3 (3%)	2 (2%)	7	31
42	A5	111/113 (98%)	105 (95%)	6 (5%)	0	100	100
42	E8	111/113 (98%)	106 (96%)	4 (4%)	1 (1%)	17	52
43	B5	90/94 (96%)	83 (92%)	6 (7%)	1 (1%)	14	46
43	F8	92/94 (98%)	86 (94%)	4 (4%)	2 (2%)	6	29
44	C5	102/110 (93%)	76 (74%)	24 (24%)	2 (2%)	7	31
44	G8	102/110 (93%)	78 (76%)	18 (18%)	6 (6%)	1	10
45	H8	173/175 (99%)	146 (84%)	18 (10%)	9 (5%)	2	12
46	E5	75/85 (88%)	72 (96%)	3 (4%)	0	100	100
46	I8	75/85 (88%)	66 (88%)	8 (11%)	1 (1%)	12	42
47	F5	95/98 (97%)	88 (93%)	5 (5%)	2 (2%)	7	30
47	J8	95/98 (97%)	86 (90%)	7 (7%)	2 (2%)	7	30
48	G5	64/66 (97%)	60 (94%)	2 (3%)	2 (3%)	4	23
48	K8	64/66 (97%)	60 (94%)	4 (6%)	0	100	100
49	H5	57/59 (97%)	53 (93%)	4 (7%)	0	100	100
49	L8	57/59 (97%)	55 (96%)	2 (4%)	0	100	100
50	I5	61/66 (92%)	36 (59%)	23 (38%)	2 (3%)	4	21
50	M8	64/66 (97%)	43 (67%)	19 (30%)	2 (3%)	4	23
51	J5	56/59 (95%)	50 (89%)	5 (9%)	1 (2%)	8	34
51	N8	57/59 (97%)	51 (90%)	6 (10%)	0	100	100
52	K5	43/45 (96%)	27 (63%)	16 (37%)	0	100	100
52	O8	43/45 (96%)	32 (74%)	11 (26%)	0	100	100
53	L5	43/49 (88%)	42 (98%)	1 (2%)	0	100	100
53	P8	43/49 (88%)	41 (95%)	2 (5%)	0	100	100
54	Q8	60/65 (92%)	39 (65%)	11 (18%)	10 (17%)	0	0
56	19	271/276 (98%)	258 (95%)	9 (3%)	4 (2%)	10	39
57	39	206/210 (98%)	175 (85%)	26 (13%)	5 (2%)	6	27

Continued on next page...

Continued from previous page...

Mol	Chain	Analysed	Favoured	Allowed	Outliers	Percentiles	
58	D5	177/206 (86%)	139 (78%)	30 (17%)	8 (4%)	2	15
59	M5	58/61 (95%)	46 (79%)	9 (16%)	3 (5%)	2	12
All	All	11344/11923 (95%)	10035 (88%)	1149 (10%)	160 (1%)	11	40

5 of 160 Ramachandran outliers are listed below:

Mol	Chain	Res	Type
14	5I	25	VAL
18	9I	22	VAL
36	88	80	GLU
44	G8	53	PRO
44	G8	81	LYS

5.3.2 Protein sidechains [i](#)

In the following table, the Percentiles column shows the percent sidechain outliers of the chain as a percentile score with respect to all X-ray entries followed by that with respect to entries of similar resolution.

The Analysed column shows the number of residues for which the sidechain conformation was analysed, and the total number of residues.

Mol	Chain	Analysed	Rotameric	Outliers	Percentiles	
2	12	205/220 (93%)	181 (88%)	24 (12%)	5	22
2	1E	205/220 (93%)	176 (86%)	29 (14%)	3	15
3	22	160/188 (85%)	140 (88%)	20 (12%)	4	18
3	2E	159/188 (85%)	140 (88%)	19 (12%)	5	20
4	32	180/180 (100%)	153 (85%)	27 (15%)	3	12
4	3E	180/180 (100%)	148 (82%)	32 (18%)	2	8
5	42	116/123 (94%)	94 (81%)	22 (19%)	1	6
5	4E	116/123 (94%)	98 (84%)	18 (16%)	2	11
6	52	90/90 (100%)	79 (88%)	11 (12%)	5	19
6	5E	90/90 (100%)	81 (90%)	9 (10%)	7	28
7	62	126/127 (99%)	105 (83%)	21 (17%)	2	9
7	6E	126/127 (99%)	107 (85%)	19 (15%)	3	12
8	72	119/119 (100%)	106 (89%)	13 (11%)	6	25
8	7E	119/119 (100%)	96 (81%)	23 (19%)	1	6

Continued on next page...

Continued from previous page...

Mol	Chain	Analysed	Rotameric	Outliers	Percentiles
9	82	98/99 (99%)	85 (87%)	13 (13%)	4 16
9	8E	98/99 (99%)	77 (79%)	21 (21%)	1 4
10	1A	89/92 (97%)	81 (91%)	8 (9%)	9 34
10	1I	89/92 (97%)	78 (88%)	11 (12%)	4 19
11	2A	90/99 (91%)	82 (91%)	8 (9%)	9 34
11	2I	90/99 (91%)	81 (90%)	9 (10%)	7 28
12	3A	104/109 (95%)	91 (88%)	13 (12%)	4 18
12	3I	104/109 (95%)	92 (88%)	12 (12%)	5 22
13	4A	94/101 (93%)	77 (82%)	17 (18%)	1 7
13	4I	94/101 (93%)	76 (81%)	18 (19%)	1 6
14	5A	48/50 (96%)	43 (90%)	5 (10%)	7 27
14	5I	50/50 (100%)	39 (78%)	11 (22%)	1 4
15	6A	79/80 (99%)	71 (90%)	8 (10%)	7 28
15	6I	79/80 (99%)	67 (85%)	12 (15%)	3 12
16	7A	72/74 (97%)	63 (88%)	9 (12%)	4 18
16	7I	72/74 (97%)	58 (81%)	14 (19%)	1 6
17	8A	95/97 (98%)	88 (93%)	7 (7%)	13 42
17	8I	95/97 (98%)	79 (83%)	16 (17%)	2 9
18	9A	63/77 (82%)	49 (78%)	14 (22%)	1 4
18	9I	63/77 (82%)	55 (87%)	8 (13%)	4 18
19	AA	66/80 (82%)	55 (83%)	11 (17%)	2 9
19	AI	72/80 (90%)	58 (81%)	14 (19%)	1 6
20	BA	76/82 (93%)	57 (75%)	19 (25%)	0 2
20	BI	76/82 (93%)	67 (88%)	9 (12%)	5 21
21	1B	20/22 (91%)	19 (95%)	1 (5%)	24 57
21	1F	20/22 (91%)	17 (85%)	3 (15%)	3 12
27	11	214/214 (100%)	174 (81%)	40 (19%)	1 7
28	21	165/165 (100%)	131 (79%)	34 (21%)	1 5
28	29	165/165 (100%)	131 (79%)	34 (21%)	1 5
29	31	161/161 (100%)	133 (83%)	28 (17%)	2 9
30	41	155/155 (100%)	133 (86%)	22 (14%)	3 14

Continued on next page...

Continued from previous page...

Mol	Chain	Analysed	Rotameric	Outliers	Percentiles
30	49	155/155 (100%)	132 (85%)	23 (15%)	3 13
31	51	145/148 (98%)	112 (77%)	33 (23%)	1 3
31	59	143/148 (97%)	128 (90%)	15 (10%)	7 26
32	61	122/122 (100%)	97 (80%)	25 (20%)	1 5
32	69	122/122 (100%)	102 (84%)	20 (16%)	2 10
33	15	117/117 (100%)	96 (82%)	21 (18%)	2 8
33	58	117/117 (100%)	92 (79%)	25 (21%)	1 4
34	25	100/100 (100%)	83 (83%)	17 (17%)	2 9
34	68	100/100 (100%)	87 (87%)	13 (13%)	4 18
35	35	116/116 (100%)	82 (71%)	34 (29%)	0 1
35	78	116/116 (100%)	84 (72%)	32 (28%)	0 1
36	45	111/111 (100%)	92 (83%)	19 (17%)	2 9
36	88	111/111 (100%)	90 (81%)	21 (19%)	1 6
37	55	100/101 (99%)	79 (79%)	21 (21%)	1 5
37	98	101/101 (100%)	81 (80%)	20 (20%)	1 5
38	65	87/87 (100%)	69 (79%)	18 (21%)	1 5
38	A8	87/87 (100%)	66 (76%)	21 (24%)	0 2
39	75	120/120 (100%)	95 (79%)	25 (21%)	1 5
39	B8	119/120 (99%)	91 (76%)	28 (24%)	1 3
40	85	93/93 (100%)	78 (84%)	15 (16%)	2 10
40	C8	93/93 (100%)	78 (84%)	15 (16%)	2 10
41	95	82/82 (100%)	63 (77%)	19 (23%)	1 3
41	D8	82/82 (100%)	57 (70%)	25 (30%)	0 0
42	A5	92/92 (100%)	70 (76%)	22 (24%)	0 2
42	E8	92/92 (100%)	74 (80%)	18 (20%)	1 6
43	B5	74/76 (97%)	56 (76%)	18 (24%)	0 2
43	F8	76/76 (100%)	62 (82%)	14 (18%)	1 7
44	C5	85/91 (93%)	64 (75%)	21 (25%)	0 2
44	G8	85/91 (93%)	69 (81%)	16 (19%)	1 6
45	H8	154/154 (100%)	129 (84%)	25 (16%)	2 10
46	E5	62/67 (92%)	54 (87%)	8 (13%)	4 18

Continued on next page...

Continued from previous page...

Mol	Chain	Analysed	Rotameric	Outliers	Percentiles	
46	I8	62/67 (92%)	54 (87%)	8 (13%)	4	18
47	F5	82/83 (99%)	68 (83%)	14 (17%)	2	9
47	J8	82/83 (99%)	67 (82%)	15 (18%)	1	7
48	G5	62/62 (100%)	46 (74%)	16 (26%)	0	1
48	K8	62/62 (100%)	44 (71%)	18 (29%)	0	1
49	H5	51/51 (100%)	41 (80%)	10 (20%)	1	6
49	L8	51/51 (100%)	41 (80%)	10 (20%)	1	6
50	I5	57/59 (97%)	47 (82%)	10 (18%)	2	8
50	M8	59/59 (100%)	50 (85%)	9 (15%)	2	12
51	J5	51/51 (100%)	42 (82%)	9 (18%)	2	8
51	N8	51/51 (100%)	41 (80%)	10 (20%)	1	6
52	K5	44/44 (100%)	38 (86%)	6 (14%)	3	16
52	O8	44/44 (100%)	32 (73%)	12 (27%)	0	1
53	L5	38/42 (90%)	31 (82%)	7 (18%)	1	7
53	P8	38/42 (90%)	31 (82%)	7 (18%)	1	7
54	Q8	41/55 (74%)	26 (63%)	15 (37%)	0	0
56	19	214/218 (98%)	165 (77%)	49 (23%)	1	3
57	39	165/166 (99%)	132 (80%)	33 (20%)	1	5
58	D5	158/179 (88%)	132 (84%)	26 (16%)	2	10
59	M5	50/51 (98%)	35 (70%)	15 (30%)	0	0
All	All	9568/9886 (97%)	7886 (82%)	1682 (18%)	2	8

5 of 1682 residues with a non-rotameric sidechain are listed below:

Mol	Chain	Res	Type
4	32	122	ARG
56	19	49	ILE
47	F5	56	GLN
5	42	87	SER
4	32	119	GLN

Sometimes sidechains can be flipped to improve hydrogen bonding and reduce clashes. 5 of 19 such sidechains are listed below:

Mol	Chain	Res	Type
39	75	55	ASN
48	G5	47	ASN
50	I5	20	ASN
42	A5	60	ASN
43	F8	31	HIS

5.3.3 RNA [i](#)

Mol	Chain	Analysed	Backbone Outliers	Pucker Outliers
1	13	1496/1522 (98%)	320 (21%)	31 (2%)
22	1K	82/85 (96%)	30 (36%)	8 (9%)
22	1L	70/85 (82%)	26 (37%)	3 (4%)
22	3K	70/85 (82%)	15 (21%)	2 (2%)
22	3L	71/85 (83%)	16 (22%)	3 (4%)
23	2K	76/77 (98%)	19 (25%)	2 (2%)
23	2L	76/77 (98%)	14 (18%)	2 (2%)
24	4K	14/30 (46%)	6 (42%)	0
24	4L	15/30 (50%)	6 (40%)	1 (6%)
25	14	2905/2912 (99%)	646 (22%)	39 (1%)
25	1H	2911/2912 (99%)	636 (21%)	55 (1%)
26	16	121/122 (99%)	22 (18%)	1 (0%)
26	1J	121/122 (99%)	35 (28%)	1 (0%)
55	1G	1496/1522 (98%)	322 (21%)	36 (2%)
All	All	9524/9666 (98%)	2113 (22%)	184 (1%)

5 of 2113 RNA backbone outliers are listed below:

Mol	Chain	Res	Type
1	13	5	U
1	13	9	G
1	13	13	U
1	13	30	U
1	13	32	A

5 of 184 RNA pucker outliers are listed below:

Mol	Chain	Res	Type
55	1G	686	U
24	4L	13	A
55	1G	812	C
55	1G	1305	G
25	14	669	G

5.4 Non-standard residues in protein, DNA, RNA chains [i](#)

38 non-standard protein/DNA/RNA residues are modelled in this entry.

In the following table, the Counts columns list the number of bonds (or angles) for which Mogul statistics could be retrieved, the number of bonds (or angles) that are observed in the model and the number of bonds (or angles) that are defined in the Chemical Component Dictionary. The Link column lists molecule types, if any, to which the group is linked. The Z score for a bond length (or angle) is the number of standard deviations the observed value is removed from the expected value. A bond length (or angle) with $|Z| > 2$ is considered an outlier worth inspection. RMSZ is the root-mean-square of all Z scores of the bond lengths (or angles).

Mol	Type	Chain	Res	Link	Bond lengths			Bond angles		
					Counts	RMSZ	# Z > 2	Counts	RMSZ	# Z > 2
22	4SU	3L	8	22	18,21,22	1.95	3 (16%)	26,30,33	2.26	4 (15%)
22	PSU	3K	64	22	18,21,22	1.21	2 (11%)	22,30,33	1.80	5 (22%)
22	MIA	1K	38	22	24,31,32	2.37	4 (16%)	26,44,47	3.27	8 (30%)
22	PSU	1K	40	22	18,21,22	0.99	1 (5%)	22,30,33	1.67	4 (18%)
22	PSU	3K	40	22	18,21,22	1.01	1 (5%)	22,30,33	1.50	2 (9%)
22	5MU	3K	63	22	19,22,23	3.78	5 (26%)	28,32,35	3.35	8 (28%)
22	OMG	1L	17	22	18,26,27	5.26	9 (50%)	19,38,41	3.66	7 (36%)
23	OMC	2K	33	23	19,22,23	1.80	3 (15%)	26,31,34	0.82	1 (3%)
23	PSU	2K	56	23	18,21,22	1.20	1 (5%)	22,30,33	1.89	5 (22%)
22	OMG	3L	17	22	18,26,27	5.41	9 (50%)	19,38,41	3.73	8 (42%)
23	H2U	2L	21	23	18,21,22	2.19	4 (22%)	21,30,33	1.74	4 (19%)
22	4SU	3K	8	22	18,21,22	1.79	3 (16%)	26,30,33	2.43	6 (23%)
23	PSU	2L	56	23	18,21,22	1.23	2 (11%)	22,30,33	1.59	2 (9%)
23	5MU	2K	55	60,23	19,22,23	3.82	5 (26%)	28,32,35	3.28	8 (28%)
22	PSU	1L	40	22	18,21,22	1.12	1 (5%)	22,30,33	1.47	3 (13%)
22	PSU	3L	64	22	18,21,22	1.12	1 (5%)	22,30,33	1.80	4 (18%)
23	OMC	2L	33	23	19,22,23	1.77	3 (15%)	26,31,34	0.88	0
22	QUO	1L	35	24,22	29,35,36	5.38	11 (37%)	31,52,55	4.15	9 (29%)
22	PSU	3L	40	22	18,21,22	1.11	1 (5%)	22,30,33	1.47	2 (9%)
22	PSU	1L	64	22	18,21,22	0.93	1 (5%)	22,30,33	1.58	3 (13%)
22	MIA	1L	38	22	24,31,32	2.38	3 (12%)	26,44,47	3.51	10 (38%)
23	H2U	2K	21	23	18,21,22	2.03	4 (22%)	21,30,33	2.08	5 (23%)
22	OMG	1K	17	22	18,26,27	5.18	8 (44%)	19,38,41	3.64	7 (36%)
22	5MU	1K	63	22	19,22,23	3.75	5 (26%)	28,32,35	3.15	9 (32%)
23	5MU	2L	55	23	19,22,23	3.83	5 (26%)	28,32,35	3.59	9 (32%)
22	MIA	3K	38	22	24,31,32	2.44	3 (12%)	26,44,47	2.72	8 (30%)

Mol	Type	Chain	Res	Link	Bond lengths			Bond angles		
					Counts	RMSZ	# Z > 2	Counts	RMSZ	# Z > 2
22	QUO	3L	35	22	29,35,36	5.38	11 (37%)	31,52,55	4.35	11 (35%)
22	MIA	3L	38	22	24,31,32	2.35	4 (16%)	26,44,47	2.41	8 (30%)
22	PSU	1K	64	22	18,21,22	1.23	3 (16%)	22,30,33	1.76	4 (18%)
22	5MU	1L	63	22	19,22,23	3.81	5 (26%)	28,32,35	3.23	10 (35%)
22	OMG	3K	17	22	18,26,27	5.39	9 (50%)	19,38,41	3.65	7 (36%)
22	4SU	1L	8	22	18,21,22	1.74	3 (16%)	26,30,33	2.18	5 (19%)
22	5MU	3L	63	22	19,22,23	3.86	5 (26%)	28,32,35	3.21	9 (32%)
22	QUO	3K	35	22	29,35,36	5.33	11 (37%)	31,52,55	3.91	9 (29%)
23	4SU	2K	8	23	18,21,22	1.93	3 (16%)	26,30,33	2.61	7 (26%)
23	4SU	2L	8	23	18,21,22	1.88	3 (16%)	26,30,33	2.70	4 (15%)
22	QUO	1K	35	24,22	29,35,36	5.20	12 (41%)	31,52,55	3.40	8 (25%)
22	4SU	1K	8	22	18,21,22	1.81	3 (16%)	26,30,33	2.22	5 (19%)

In the following table, the Chirals column lists the number of chiral outliers, the number of chiral centers analysed, the number of these observed in the model and the number defined in the Chemical Component Dictionary. Similar counts are reported in the Torsion and Rings columns. '-' means no outliers of that kind were identified.

Mol	Type	Chain	Res	Link	Chirals	Torsions	Rings
22	4SU	3L	8	22	-	0/7/25/26	0/2/2/2
22	PSU	3K	64	22	-	3/7/25/26	0/2/2/2
22	MIA	1K	38	22	-	6/11/33/34	0/3/3/3
22	PSU	1K	40	22	-	0/7/25/26	0/2/2/2
22	PSU	3K	40	22	-	0/7/25/26	0/2/2/2
22	5MU	3K	63	22	-	2/7/25/26	0/2/2/2
22	OMG	1L	17	22	-	3/5/27/28	0/3/3/3
23	OMC	2K	33	23	-	1/9/27/28	0/2/2/2
23	PSU	2K	56	23	-	0/7/25/26	0/2/2/2
22	OMG	3L	17	22	-	2/5/27/28	0/3/3/3
23	H2U	2L	21	23	-	6/7/38/39	0/2/2/2
22	4SU	3K	8	22	-	0/7/25/26	0/2/2/2
23	PSU	2L	56	23	-	0/7/25/26	0/2/2/2
23	5MU	2K	55	60,23	-	0/7/25/26	0/2/2/2
22	PSU	1L	40	22	-	0/7/25/26	0/2/2/2
22	PSU	3L	64	22	-	0/7/25/26	0/2/2/2
23	OMC	2L	33	23	-	1/9/27/28	0/2/2/2
22	QUO	1L	35	24,22	-	3/6/43/44	0/4/4/4
22	PSU	3L	40	22	-	0/7/25/26	0/2/2/2

Continued on next page...

Continued from previous page...

Mol	Type	Chain	Res	Link	Chirals	Torsions	Rings
22	PSU	1L	64	22	-	1/7/25/26	0/2/2/2
22	MIA	1L	38	22	-	7/11/33/34	0/3/3/3
23	H2U	2K	21	23	-	3/7/38/39	0/2/2/2
22	OMG	1K	17	22	-	2/5/27/28	0/3/3/3
22	5MU	1K	63	22	-	1/7/25/26	0/2/2/2
23	5MU	2L	55	23	-	0/7/25/26	0/2/2/2
22	MIA	3K	38	22	-	6/11/33/34	0/3/3/3
22	QUO	3L	35	22	-	2/6/43/44	0/4/4/4
22	MIA	3L	38	22	-	8/11/33/34	0/3/3/3
22	PSU	1K	64	22	-	0/7/25/26	0/2/2/2
22	5MU	1L	63	22	-	0/7/25/26	0/2/2/2
22	OMG	3K	17	22	-	2/5/27/28	0/3/3/3
22	4SU	1L	8	22	-	2/7/25/26	0/2/2/2
22	5MU	3L	63	22	-	0/7/25/26	0/2/2/2
22	QUO	3K	35	22	-	3/6/43/44	0/4/4/4
23	4SU	2K	8	23	-	0/7/25/26	0/2/2/2
23	4SU	2L	8	23	-	0/7/25/26	0/2/2/2
22	QUO	1K	35	24,22	-	4/6/43/44	0/4/4/4
22	4SU	1K	8	22	-	2/7/25/26	0/2/2/2

The worst 5 of 170 bond length outliers are listed below:

Mol	Chain	Res	Type	Atoms	Z	Observed(Å)	Ideal(Å)
22	1L	35	QUO	C6-N1	-15.83	1.14	1.37
22	3L	17	OMG	C8-N7	-15.63	1.08	1.35
22	3K	17	OMG	C8-N7	-15.54	1.08	1.35
22	1K	35	QUO	C6-N1	-15.43	1.14	1.37
22	1K	17	OMG	C8-N7	-15.39	1.08	1.35

The worst 5 of 228 bond angle outliers are listed below:

Mol	Chain	Res	Type	Atoms	Z	Observed(°)	Ideal(°)
22	3L	35	QUO	C5-C6-N1	16.44	129.28	115.36
22	3K	35	QUO	C5-C6-N1	15.95	128.86	115.36
22	1L	35	QUO	C5-C6-N1	15.74	128.69	115.36
22	1K	35	QUO	C5-C6-N1	14.12	127.32	115.36
22	3L	35	QUO	C8-N9-C1'	-14.02	113.07	125.48

There are no chirality outliers.

5 of 70 torsion outliers are listed below:

Mol	Chain	Res	Type	Atoms
22	1K	35	QUO	C13-C12-N11-C10
22	1K	38	MIA	N1-C2-S10-C11
22	1K	38	MIA	N3-C2-S10-C11
22	1K	38	MIA	C12-C13-C14-C15
22	1K	38	MIA	C12-C13-C14-C16

There are no ring outliers.

26 monomers are involved in 46 short contacts:

Mol	Chain	Res	Type	Clashes	Symm-Clashes
22	3L	8	4SU	1	0
22	3K	64	PSU	1	0
22	1K	38	MIA	3	0
22	1L	17	OMG	1	0
23	2K	33	OMC	1	0
22	3L	17	OMG	1	0
23	2L	21	H2U	1	0
22	3K	8	4SU	1	0
23	2K	55	5MU	2	0
23	2L	33	OMC	2	0
22	1L	35	QUO	2	0
22	1L	64	PSU	1	0
22	1L	38	MIA	1	0
23	2K	21	H2U	6	0
22	1K	17	OMG	2	0
22	1K	63	5MU	1	0
23	2L	55	5MU	2	0
22	3L	35	QUO	2	0
22	3L	38	MIA	1	0
22	1K	64	PSU	1	0
22	3K	17	OMG	3	0
22	3L	63	5MU	2	0
22	3K	35	QUO	3	0
23	2K	8	4SU	2	0
23	2L	8	4SU	2	0
22	1K	35	QUO	4	0

5.5 Carbohydrates [i](#)

There are no monosaccharides in this entry.

5.6 Ligand geometry [i](#)

Of 1137 ligands modelled in this entry, 1137 are monoatomic - leaving 0 for Mogul analysis.

There are no bond length outliers.

There are no bond angle outliers.

There are no chirality outliers.

There are no torsion outliers.

There are no ring outliers.

No monomer is involved in short contacts.

5.7 Other polymers [i](#)

There are no such residues in this entry.

5.8 Polymer linkage issues [i](#)

The following chains have linkage breaks:

Mol	Chain	Number of breaks
55	1G	1

All chain breaks are listed below:

Model	Chain	Residue-1	Atom-1	Residue-2	Atom-2	Distance (Å)
1	1G	1530:G	O3'	1531:A	P	3.01

6 Fit of model and data [i](#)

6.1 Protein, DNA and RNA chains [i](#)

In the following table, the column labelled '#RSRZ > 2' contains the number (and percentage) of RSRZ outliers, followed by percent RSRZ outliers for the chain as percentile scores relative to all X-ray entries and entries of similar resolution. The OWAB column contains the minimum, median, 95th percentile and maximum values of the occupancy-weighted average B-factor per residue. The column labelled 'Q < 0.9' lists the number of (and percentage) of residues with an average occupancy less than 0.9.

Mol	Chain	Analysed	<RSRZ>	#RSRZ>2	OWAB(Å ²)	Q<0.9
1	13	1498/1522 (98%)	-0.47	8 (0%) 91 81	52, 95, 191, 430	0
2	12	237/256 (92%)	0.24	12 (5%) 28 13	115, 168, 226, 251	0
2	1E	237/256 (92%)	-0.08	3 (1%) 77 59	104, 142, 195, 252	0
3	22	206/239 (86%)	0.83	27 (13%) 3 1	124, 151, 185, 240	0
3	2E	205/239 (85%)	0.29	10 (4%) 29 14	83, 109, 154, 191	0
4	32	208/208 (100%)	0.70	23 (11%) 5 2	90, 116, 161, 199	0
4	3E	208/208 (100%)	0.44	12 (5%) 23 10	75, 106, 145, 171	0
5	42	151/162 (93%)	0.32	3 (1%) 65 44	98, 124, 157, 188	0
5	4E	151/162 (93%)	0.10	3 (1%) 65 44	73, 98, 129, 175	0
6	52	101/101 (100%)	0.14	1 (0%) 82 67	78, 101, 133, 177	0
6	5E	101/101 (100%)	0.07	1 (0%) 82 67	75, 102, 131, 171	0
7	62	155/156 (99%)	1.02	28 (18%) 1 0	101, 128, 163, 204	0
7	6E	155/156 (99%)	0.28	7 (4%) 33 16	95, 117, 154, 199	0
8	72	138/138 (100%)	0.76	18 (13%) 3 1	93, 127, 152, 171	0
8	7E	138/138 (100%)	0.15	1 (0%) 87 75	81, 106, 133, 157	0
9	82	127/128 (99%)	0.77	13 (10%) 6 2	110, 159, 203, 214	0
9	8E	127/128 (99%)	0.12	5 (3%) 39 20	86, 139, 183, 217	0
10	1A	99/105 (94%)	0.64	10 (10%) 7 2	120, 162, 202, 221	0
10	1I	99/105 (94%)	0.06	3 (3%) 50 27	84, 134, 180, 197	0
11	2A	119/129 (92%)	1.16	15 (12%) 3 1	85, 111, 149, 259	0
11	2I	119/129 (92%)	0.45	11 (9%) 9 3	68, 101, 158, 186	0
12	3A	125/132 (94%)	1.43	35 (28%) 0 0	78, 103, 165, 208	0
12	3I	125/132 (94%)	0.13	5 (4%) 38 19	60, 72, 138, 239	0
13	4A	117/126 (92%)	1.75	43 (36%) 0 0	107, 146, 182, 217	0

Continued on next page...

Continued from previous page...

Mol	Chain	Analysed	<RSRZ>	#RSRZ>2	OWAB(Å ²)	Q<0.9
13	4I	116/126 (92%)	0.36	7 (6%) 21 10	85, 122, 159, 196	0
14	5A	58/61 (95%)	1.91	27 (46%) 0 0	120, 150, 175, 199	0
14	5I	61/61 (100%)	0.04	0 100 100	83, 100, 131, 187	0
15	6A	88/89 (98%)	0.62	5 (5%) 23 11	78, 110, 141, 162	0
15	6I	88/89 (98%)	-0.23	0 100 100	75, 99, 133, 167	0
16	7A	84/88 (95%)	0.65	3 (3%) 42 22	87, 101, 148, 183	0
16	7I	84/88 (95%)	0.57	8 (9%) 8 2	95, 115, 160, 193	0
17	8A	100/105 (95%)	1.26	24 (24%) 0 0	88, 111, 142, 212	0
17	8I	100/105 (95%)	-0.08	2 (2%) 65 44	85, 108, 137, 174	0
18	9A	72/88 (81%)	0.93	8 (11%) 5 2	90, 117, 165, 216	0
18	9I	72/88 (81%)	0.24	3 (4%) 36 18	81, 106, 165, 192	0
19	AA	82/93 (88%)	2.10	44 (53%) 0 0	120, 163, 207, 254	0
19	AI	83/93 (89%)	0.23	6 (7%) 15 6	91, 122, 184, 229	0
20	BA	99/106 (93%)	0.55	6 (6%) 21 9	85, 110, 159, 210	0
20	BI	99/106 (93%)	0.51	9 (9%) 9 3	101, 123, 179, 208	0
21	1B	25/27 (92%)	1.85	11 (44%) 0 0	109, 131, 161, 194	0
21	1F	25/27 (92%)	0.45	1 (4%) 38 19	88, 106, 144, 196	0
22	1K	78/85 (91%)	-0.06	2 (2%) 56 33	78, 184, 302, 353	0
22	1L	67/85 (78%)	0.85	11 (16%) 1 1	118, 208, 263, 287	0
22	3K	67/85 (78%)	-0.51	0 100 100	64, 176, 247, 292	0
22	3L	68/85 (80%)	-0.28	0 100 100	72, 188, 243, 285	0
23	2K	72/77 (93%)	-0.53	0 100 100	60, 89, 126, 155	0
23	2L	72/77 (93%)	-0.39	0 100 100	72, 104, 146, 163	0
24	4K	15/30 (50%)	-0.33	0 100 100	64, 95, 185, 192	0
24	4L	16/30 (53%)	0.59	1 (6%) 20 8	84, 129, 213, 234	0
25	14	2907/2912 (99%)	-0.22	53 (1%) 68 47	48, 80, 246, 500	0
25	1H	2912/2912 (100%)	-0.13	35 (1%) 79 61	37, 68, 231, 416	0
26	16	122/122 (100%)	-0.33	2 (1%) 72 51	65, 88, 112, 273	0
26	1J	122/122 (100%)	-0.56	0 100 100	79, 111, 139, 235	0
27	11	272/272 (100%)	0.05	2 (0%) 87 75	39, 60, 90, 171	0
28	21	205/205 (100%)	0.52	10 (4%) 29 14	47, 86, 159, 216	0

Continued on next page...

Continued from previous page...

Mol	Chain	Analysed	<RSRZ>	#RSRZ>2	OWAB(Å ²)	Q<0.9
28	29	205/205 (100%)	0.21	10 (4%) 29 14	55, 92, 186, 254	0
29	31	202/202 (100%)	-0.13	0 100 100	44, 75, 130, 195	0
30	41	181/181 (100%)	0.51	16 (8%) 10 4	80, 104, 154, 203	0
30	49	181/181 (100%)	1.51	52 (28%) 0 0	99, 133, 183, 213	0
31	51	174/180 (96%)	0.25	5 (2%) 51 28	74, 108, 142, 187	0
31	59	171/180 (95%)	1.28	45 (26%) 0 0	129, 194, 264, 306	0
32	61	146/146 (100%)	0.30	5 (3%) 45 24	71, 128, 164, 189	0
32	69	146/146 (100%)	0.43	9 (6%) 20 9	78, 126, 180, 217	0
33	15	138/138 (100%)	-0.30	0 100 100	73, 104, 157, 174	0
33	58	138/138 (100%)	0.80	12 (8%) 10 4	60, 90, 143, 192	0
34	25	122/122 (100%)	0.34	4 (3%) 46 24	64, 84, 113, 129	0
34	68	122/122 (100%)	0.40	1 (0%) 86 72	54, 72, 94, 105	0
35	35	150/150 (100%)	0.45	14 (9%) 8 3	55, 107, 169, 217	0
35	78	150/150 (100%)	-0.18	3 (2%) 65 44	45, 82, 117, 215	0
36	45	141/141 (100%)	0.35	9 (6%) 19 8	73, 107, 152, 190	0
36	88	141/141 (100%)	0.39	8 (5%) 23 11	55, 79, 127, 152	0
37	55	117/118 (99%)	-0.21	0 100 100	54, 77, 104, 141	0
37	98	118/118 (100%)	0.69	9 (7%) 13 5	55, 79, 105, 134	0
38	65	111/111 (100%)	0.97	17 (15%) 2 1	87, 113, 162, 234	0
38	A8	111/111 (100%)	0.35	5 (4%) 33 16	72, 90, 136, 206	0
39	75	137/137 (100%)	-0.14	2 (1%) 73 54	75, 95, 162, 229	0
39	B8	136/137 (99%)	0.08	1 (0%) 87 75	67, 90, 153, 191	0
40	85	117/117 (100%)	-0.07	1 (0%) 84 69	65, 89, 142, 206	0
40	C8	117/117 (100%)	0.67	14 (11%) 4 2	51, 79, 131, 184	0
41	95	101/101 (100%)	0.51	7 (6%) 16 7	61, 129, 158, 199	0
41	D8	101/101 (100%)	0.96	9 (8%) 9 3	53, 105, 180, 251	0
42	A5	113/113 (100%)	-0.02	1 (0%) 84 69	57, 72, 119, 205	0
42	E8	113/113 (100%)	0.83	6 (5%) 26 12	54, 69, 115, 197	0
43	B5	92/94 (97%)	0.02	1 (1%) 80 64	60, 80, 115, 161	0
43	F8	94/94 (100%)	0.50	3 (3%) 47 25	51, 66, 102, 136	0
44	C5	104/110 (94%)	0.83	15 (14%) 2 1	88, 130, 215, 257	0

Continued on next page...

Continued from previous page...

Mol	Chain	Analysed	<RSRZ>	#RSRZ>2	OWAB(Å ²)	Q<0.9
44	G8	104/110 (94%)	0.22	3 (2%) 51 28	67, 98, 165, 204	0
45	H8	175/175 (100%)	1.85	66 (37%) 0 0	83, 136, 224, 250	0
46	E5	77/85 (90%)	0.45	4 (5%) 27 12	61, 85, 112, 202	0
46	I8	77/85 (90%)	0.30	1 (1%) 77 59	52, 69, 99, 223	0
47	F5	97/98 (98%)	0.75	10 (10%) 6 2	55, 80, 162, 236	0
47	J8	97/98 (98%)	0.39	8 (8%) 11 4	46, 69, 184, 208	0
48	G5	66/66 (100%)	0.38	4 (6%) 21 9	77, 102, 150, 231	0
48	K8	66/66 (100%)	0.24	2 (3%) 50 27	58, 77, 117, 208	0
49	H5	59/59 (100%)	0.09	0 100 100	76, 98, 151, 172	0
49	L8	59/59 (100%)	0.50	2 (3%) 45 24	59, 77, 114, 147	0
50	I5	63/66 (95%)	4.55	49 (77%) 0 0	165, 220, 260, 276	0
50	M8	66/66 (100%)	1.75	25 (37%) 0 0	114, 177, 241, 262	0
51	J5	58/59 (98%)	-0.07	2 (3%) 45 24	56, 81, 192, 229	0
51	N8	59/59 (100%)	1.43	9 (15%) 2 1	46, 82, 212, 227	0
52	K5	45/45 (100%)	4.29	37 (82%) 0 0	136, 199, 245, 278	0
52	O8	45/45 (100%)	2.50	26 (57%) 0 0	111, 162, 201, 227	0
53	L5	45/49 (91%)	-0.02	0 100 100	47, 56, 71, 90	0
53	P8	45/49 (91%)	-0.21	0 100 100	38, 46, 61, 76	0
54	Q8	62/65 (95%)	0.20	3 (4%) 30 14	56, 72, 111, 166	0
55	1G	1498/1522 (98%)	-0.28	5 (0%) 94 88	65, 110, 185, 415	0
56	19	273/276 (98%)	0.30	7 (2%) 56 33	47, 71, 97, 127	0
57	39	208/210 (99%)	0.30	9 (4%) 35 17	56, 99, 194, 251	0
58	D5	179/206 (86%)	0.89	31 (17%) 1 0	111, 162, 259, 295	0
59	M5	60/61 (98%)	0.45	4 (6%) 17 7	67, 81, 131, 191	0
All	All	21050/21589 (97%)	0.18	1168 (5%) 25 11	37, 98, 201, 500	0

The worst 5 of 1168 RSRZ outliers are listed below:

Mol	Chain	Res	Type	RSRZ
50	I5	31	ILE	17.4
51	N8	59	GLU	16.3
12	3I	129	ALA	13.8
25	1H	2799	A	13.7
28	29	205	ALA	13.6

6.2 Non-standard residues in protein, DNA, RNA chains [i](#)

In the following table, the Atoms column lists the number of modelled atoms in the group and the number defined in the chemical component dictionary. The B-factors column lists the minimum, median, 95th percentile and maximum values of B factors of atoms in the group. The column labelled 'Q< 0.9' lists the number of atoms with occupancy less than 0.9.

Mol	Type	Chain	Res	Atoms	RSCC	RSR	B-factors(Å ²)	Q<0.9
22	OMG	1L	17	24/25	0.67	0.38	214,233,260,267	0
22	PSU	3L	64	20/21	0.71	0.22	190,201,215,215	0
22	OMG	3L	17	24/25	0.73	0.22	197,218,241,244	0
22	4SU	3L	8	20/21	0.74	0.13	189,200,212,215	0
22	PSU	3K	64	20/21	0.78	0.17	204,248,266,281	0
22	4SU	1K	8	20/21	0.79	0.16	149,171,199,201	0
23	H2U	2L	21	20/21	0.81	0.21	165,170,178,179	0
22	4SU	3K	8	20/21	0.81	0.14	175,183,197,200	0
22	5MU	3K	63	21/22	0.85	0.17	197,231,241,247	0
22	4SU	1L	8	20/21	0.86	0.28	196,199,202,204	0
22	OMG	1K	17	24/25	0.86	0.16	148,195,234,241	0
23	H2U	2K	21	20/21	0.87	0.23	133,176,266,270	0
22	PSU	1L	64	20/21	0.87	0.13	160,190,212,217	0
22	5MU	3L	63	21/22	0.88	0.20	184,193,204,205	0
22	OMG	3K	17	24/25	0.88	0.18	198,221,226,229	0
22	5MU	1L	63	21/22	0.89	0.16	179,192,198,199	0
22	QUO	1L	35	32/33	0.90	0.32	107,128,151,155	0
22	PSU	1K	64	20/21	0.91	0.17	119,139,152,156	0
22	QUO	3L	35	32/33	0.91	0.31	124,129,153,158	0
22	PSU	1L	40	20/21	0.91	0.17	106,139,158,159	0
22	5MU	1K	63	21/22	0.91	0.22	137,144,151,152	0
23	4SU	2L	8	20/21	0.92	0.12	103,112,116,121	0
22	MIA	1L	38	29/30	0.93	0.29	102,126,149,151	0
22	MIA	3L	38	29/30	0.93	0.18	112,126,138,143	0
22	QUO	3K	35	32/33	0.94	0.14	109,116,133,141	0
22	PSU	3L	40	20/21	0.94	0.16	112,122,127,128	0
22	QUO	1K	35	32/33	0.94	0.18	73,84,105,108	0
23	PSU	2L	56	20/21	0.94	0.08	107,113,120,121	0
22	MIA	1K	38	29/30	0.95	0.18	64,83,97,102	0
22	MIA	3K	38	29/30	0.95	0.14	100,113,136,140	0
22	PSU	3K	40	20/21	0.95	0.12	101,110,114,118	0
23	5MU	2K	55	21/22	0.95	0.14	93,103,114,118	0
23	PSU	2K	56	20/21	0.95	0.09	92,99,106,110	0
22	PSU	1K	40	20/21	0.95	0.12	81,102,111,111	0
23	4SU	2K	8	20/21	0.95	0.14	87,91,98,101	0
23	5MU	2L	55	21/22	0.95	0.12	118,122,133,134	0
23	OMC	2K	33	21/22	0.97	0.17	72,75,81,86	0

Continued on next page...

Continued from previous page...

Mol	Type	Chain	Res	Atoms	RSCC	RSR	B-factors(Å ²)	Q<0.9
23	OMC	2L	33	21/22	0.98	0.16	90,96,100,103	0

6.3 Carbohydrates [i](#)

There are no monosaccharides in this entry.

6.4 Ligands [i](#)

In the following table, the Atoms column lists the number of modelled atoms in the group and the number defined in the chemical component dictionary. The B-factors column lists the minimum, median, 95th percentile and maximum values of B factors of atoms in the group. The column labelled 'Q< 0.9' lists the number of atoms with occupancy less than 0.9.

Mol	Type	Chain	Res	Atoms	RSCC	RSR	B-factors(Å ²)	Q<0.9
60	MG	14	3261	1/1	0.23	0.28	136,136,136,136	0
60	MG	14	3018	1/1	0.24	0.31	103,103,103,103	0
60	MG	13	1667	1/1	0.35	0.41	102,102,102,102	0
60	MG	2L	102	1/1	0.38	0.36	95,95,95,95	0
60	MG	1H	3251	1/1	0.41	0.28	73,73,73,73	0
60	MG	1G	1703	1/1	0.43	0.13	128,128,128,128	0
60	MG	14	3163	1/1	0.45	0.21	80,80,80,80	0
60	MG	13	1699	1/1	0.47	0.25	89,89,89,89	0
60	MG	13	1709	1/1	0.48	0.23	81,81,81,81	0
60	MG	1H	3295	1/1	0.50	0.32	87,87,87,87	0
60	MG	13	1653	1/1	0.51	0.32	83,83,83,83	0
60	MG	1G	1659	1/1	0.54	0.26	118,118,118,118	0
60	MG	13	1668	1/1	0.54	0.46	114,114,114,114	0
60	MG	13	1736	1/1	0.54	0.08	141,141,141,141	0
60	MG	1H	3103	1/1	0.55	0.36	88,88,88,88	0
60	MG	13	1618	1/1	0.58	0.24	77,77,77,77	0
60	MG	14	3039	1/1	0.58	0.23	75,75,75,75	0
60	MG	E5	101	1/1	0.58	0.20	80,80,80,80	0
60	MG	14	3294	1/1	0.59	0.41	91,91,91,91	0
60	MG	1G	1641	1/1	0.59	0.14	130,130,130,130	0
60	MG	14	3253	1/1	0.60	0.58	71,71,71,71	0
60	MG	14	3216	1/1	0.60	0.51	80,80,80,80	0
60	MG	1H	3136	1/1	0.61	0.26	72,72,72,72	0
60	MG	1H	3167	1/1	0.62	0.38	83,83,83,83	0
60	MG	1H	3239	1/1	0.63	0.25	48,48,48,48	0
60	MG	13	1656	1/1	0.63	0.32	84,84,84,84	0
60	MG	1H	3116	1/1	0.63	0.20	69,69,69,69	0

Continued on next page...

Continued from previous page...

Mol	Type	Chain	Res	Atoms	RSCC	RSR	B-factors(\AA^2)	Q<0.9
60	MG	13	1711	1/1	0.64	0.41	83,83,83,83	0
60	MG	1H	3293	1/1	0.64	0.39	80,80,80,80	0
60	MG	1H	3108	1/1	0.64	0.49	77,77,77,77	0
60	MG	1G	1635	1/1	0.64	0.38	104,104,104,104	0
60	MG	13	1696	1/1	0.64	0.17	82,82,82,82	0
60	MG	14	3064	1/1	0.64	0.48	70,70,70,70	0
61	ZN	C5	202	1/1	0.64	0.18	197,197,197,197	0
60	MG	1H	3267	1/1	0.65	0.26	83,83,83,83	0
60	MG	1H	3031	1/1	0.65	0.40	78,78,78,78	0
60	MG	13	1710	1/1	0.65	0.33	104,104,104,104	0
60	MG	1J	202	1/1	0.67	0.29	85,85,85,85	0
60	MG	14	3245	1/1	0.67	0.27	82,82,82,82	0
60	MG	14	3128	1/1	0.67	0.31	86,86,86,86	0
60	MG	1H	3246	1/1	0.68	0.20	73,73,73,73	0
60	MG	1G	1656	1/1	0.69	0.38	86,86,86,86	0
60	MG	1H	3255	1/1	0.69	0.38	71,71,71,71	0
60	MG	14	3096	1/1	0.69	0.22	60,60,60,60	0
60	MG	I8	101	1/1	0.69	0.22	70,70,70,70	0
60	MG	14	3371	1/1	0.69	0.07	106,106,106,106	0
60	MG	14	3152	1/1	0.69	0.14	96,96,96,96	0
60	MG	1H	3222	1/1	0.69	0.44	77,77,77,77	0
60	MG	1H	3155	1/1	0.69	0.50	60,60,60,60	0
60	MG	14	3195	1/1	0.70	0.38	90,90,90,90	0
60	MG	14	3145	1/1	0.70	0.64	82,82,82,82	0
60	MG	14	3153	1/1	0.71	0.35	61,61,61,61	0
60	MG	1H	3147	1/1	0.71	0.42	76,76,76,76	0
60	MG	16	204	1/1	0.71	0.18	83,83,83,83	0
60	MG	14	3028	1/1	0.71	0.35	77,77,77,77	0
60	MG	14	3167	1/1	0.72	0.22	93,93,93,93	0
60	MG	14	3288	1/1	0.72	0.26	61,61,61,61	0
60	MG	14	3192	1/1	0.72	0.20	80,80,80,80	0
60	MG	14	3147	1/1	0.72	0.32	99,99,99,99	0
60	MG	1H	3194	1/1	0.72	0.31	71,71,71,71	0
60	MG	13	1692	1/1	0.72	0.25	78,78,78,78	0
60	MG	1H	3030	1/1	0.72	0.58	70,70,70,70	0
60	MG	1H	3181	1/1	0.73	0.36	81,81,81,81	0
60	MG	13	1705	1/1	0.73	0.20	83,83,83,83	0
60	MG	14	3358	1/1	0.73	0.27	86,86,86,86	0
60	MG	14	3093	1/1	0.73	0.46	70,70,70,70	0
60	MG	68	201	1/1	0.73	0.46	83,83,83,83	0
60	MG	13	1701	1/1	0.73	0.27	85,85,85,85	0
60	MG	14	3143	1/1	0.73	0.58	76,76,76,76	0

Continued on next page...

Continued from previous page...

Mol	Type	Chain	Res	Atoms	RSCC	RSR	B-factors(\AA^2)	Q<0.9
60	MG	88	202	1/1	0.74	0.17	78,78,78,78	0
60	MG	14	3141	1/1	0.74	0.30	85,85,85,85	0
60	MG	1H	3421	1/1	0.74	0.14	138,138,138,138	0
60	MG	13	1689	1/1	0.74	0.14	83,83,83,83	0
60	MG	14	3091	1/1	0.74	0.39	67,67,67,67	0
60	MG	14	3378	1/1	0.74	0.10	75,75,75,75	0
60	MG	14	3237	1/1	0.74	0.21	66,66,66,66	0
60	MG	1H	3298	1/1	0.74	0.43	56,56,56,56	0
61	ZN	G8	201	1/1	0.74	0.30	209,209,209,209	0
60	MG	1G	1653	1/1	0.74	0.25	73,73,73,73	0
60	MG	1G	1657	1/1	0.75	0.30	102,102,102,102	0
60	MG	1H	3110	1/1	0.75	0.24	43,43,43,43	0
60	MG	13	1641	1/1	0.75	0.24	74,74,74,74	0
60	MG	1H	3207	1/1	0.75	0.24	63,63,63,63	0
60	MG	1G	1639	1/1	0.76	0.34	82,82,82,82	0
60	MG	14	3277	1/1	0.76	0.14	81,81,81,81	0
60	MG	13	1728	1/1	0.76	0.08	88,88,88,88	0
60	MG	1G	1701	1/1	0.76	0.08	106,106,106,106	0
60	MG	14	3356	1/1	0.76	0.08	66,66,66,66	0
60	MG	14	3144	1/1	0.76	0.45	80,80,80,80	0
60	MG	14	3285	1/1	0.77	0.14	62,62,62,62	0
60	MG	1H	3427	1/1	0.77	0.11	92,92,92,92	0
60	MG	1H	3154	1/1	0.77	0.30	89,89,89,89	0
60	MG	13	1690	1/1	0.77	0.32	86,86,86,86	0
60	MG	14	3211	1/1	0.77	0.48	108,108,108,108	0
60	MG	1H	3256	1/1	0.77	0.42	93,93,93,93	0
60	MG	1H	3371	1/1	0.77	0.08	91,91,91,91	0
60	MG	1G	1665	1/1	0.77	0.39	75,75,75,75	0
60	MG	1H	3390	1/1	0.77	0.14	74,74,74,74	0
60	MG	1H	3149	1/1	0.77	0.18	56,56,56,56	0
60	MG	14	3123	1/1	0.77	0.34	81,81,81,81	0
60	MG	I8	102	1/1	0.78	0.23	56,56,56,56	0
60	MG	14	3189	1/1	0.78	0.73	73,73,73,73	0
60	MG	1H	3288	1/1	0.78	0.45	92,92,92,92	0
60	MG	14	3276	1/1	0.78	0.20	66,66,66,66	0
60	MG	1G	1702	1/1	0.78	0.08	124,124,124,124	0
60	MG	1J	203	1/1	0.78	0.26	91,91,91,91	0
60	MG	49	201	1/1	0.78	0.12	93,93,93,93	0
60	MG	13	1630	1/1	0.78	0.15	51,51,51,51	0
60	MG	14	3081	1/1	0.78	0.40	86,86,86,86	0
60	MG	13	1678	1/1	0.78	0.24	163,163,163,163	0
60	MG	13	1677	1/1	0.79	0.13	67,67,67,67	0

Continued on next page...

Continued from previous page...

Mol	Type	Chain	Res	Atoms	RSCC	RSR	B-factors(Å ²)	Q<0.9
60	MG	14	3256	1/1	0.79	0.14	64,64,64,64	0
60	MG	1H	3433	1/1	0.79	0.10	91,91,91,91	0
60	MG	14	3383	1/1	0.79	0.08	101,101,101,101	0
60	MG	13	1673	1/1	0.79	0.09	69,69,69,69	0
60	MG	13	1681	1/1	0.79	0.19	88,88,88,88	0
60	MG	1H	3186	1/1	0.79	0.32	79,79,79,79	0
60	MG	14	3069	1/1	0.79	0.61	78,78,78,78	0
60	MG	13	1703	1/1	0.79	0.22	111,111,111,111	0
60	MG	14	3252	1/1	0.79	0.38	76,76,76,76	0
60	MG	14	3280	1/1	0.80	0.13	55,55,55,55	0
60	MG	1H	3291	1/1	0.80	0.28	71,71,71,71	0
60	MG	14	3193	1/1	0.80	0.35	76,76,76,76	0
60	MG	14	3291	1/1	0.80	0.18	80,80,80,80	0
60	MG	1G	1627	1/1	0.80	0.31	66,66,66,66	0
60	MG	14	3309	1/1	0.80	0.34	72,72,72,72	0
60	MG	1H	3153	1/1	0.80	0.36	59,59,59,59	0
60	MG	1H	3204	1/1	0.80	0.30	62,62,62,62	0
60	MG	16	201	1/1	0.80	0.20	78,78,78,78	0
60	MG	16	203	1/1	0.80	0.24	77,77,77,77	0
60	MG	1H	3172	1/1	0.80	0.18	71,71,71,71	0
60	MG	16	207	1/1	0.80	0.09	62,62,62,62	0
60	MG	1H	3279	1/1	0.80	0.38	71,71,71,71	0
60	MG	14	3257	1/1	0.80	0.14	69,69,69,69	0
60	MG	1H	3375	1/1	0.80	0.11	48,48,48,48	0
60	MG	1G	1675	1/1	0.80	0.19	86,86,86,86	0
60	MG	1H	3212	1/1	0.80	0.52	89,89,89,89	0
60	MG	14	3104	1/1	0.81	0.33	70,70,70,70	0
60	MG	1H	3162	1/1	0.81	0.14	67,67,67,67	0
60	MG	13	1642	1/1	0.81	0.29	63,63,63,63	0
60	MG	14	3135	1/1	0.81	0.36	78,78,78,78	0
60	MG	1H	3196	1/1	0.81	0.70	91,91,91,91	0
60	MG	1H	3093	1/1	0.81	0.20	64,64,64,64	0
60	MG	14	3223	1/1	0.81	0.30	67,67,67,67	0
60	MG	14	3325	1/1	0.81	0.10	50,50,50,50	0
60	MG	14	3226	1/1	0.81	0.44	68,68,68,68	0
60	MG	1H	3407	1/1	0.81	0.10	76,76,76,76	0
60	MG	14	3363	1/1	0.81	0.07	73,73,73,73	0
60	MG	13	1663	1/1	0.81	0.34	93,93,93,93	0
60	MG	1H	3252	1/1	0.81	0.43	66,66,66,66	0
60	MG	14	3148	1/1	0.81	0.32	86,86,86,86	0
60	MG	P8	101	1/1	0.81	0.55	70,70,70,70	0
60	MG	1G	1681	1/1	0.81	0.74	107,107,107,107	0

Continued on next page...

Continued from previous page...

Mol	Type	Chain	Res	Atoms	RSCC	RSR	B-factors(\AA^2)	Q<0.9
60	MG	1J	207	1/1	0.81	0.10	92,92,92,92	0
60	MG	14	3260	1/1	0.81	0.14	73,73,73,73	0
60	MG	25	201	1/1	0.81	0.04	125,125,125,125	0
60	MG	1H	3253	1/1	0.81	0.17	56,56,56,56	0
60	MG	14	3272	1/1	0.81	0.25	55,55,55,55	0
60	MG	1H	3254	1/1	0.81	0.42	57,57,57,57	0
60	MG	1H	3185	1/1	0.82	0.30	65,65,65,65	0
60	MG	1H	3294	1/1	0.82	0.22	66,66,66,66	0
60	MG	14	3232	1/1	0.82	0.66	92,92,92,92	0
60	MG	13	1688	1/1	0.82	0.34	66,66,66,66	0
60	MG	14	3346	1/1	0.82	0.07	108,108,108,108	0
60	MG	1G	1673	1/1	0.82	0.33	186,186,186,186	0
60	MG	1H	3428	1/1	0.82	0.06	102,102,102,102	0
60	MG	1G	1676	1/1	0.82	0.30	90,90,90,90	0
60	MG	1G	1613	1/1	0.82	0.14	116,116,116,116	0
60	MG	14	3165	1/1	0.82	0.24	84,84,84,84	0
60	MG	1H	3276	1/1	0.82	0.57	76,76,76,76	0
60	MG	14	3105	1/1	0.82	0.23	82,82,82,82	0
60	MG	1H	3302	1/1	0.82	0.27	67,67,67,67	0
60	MG	14	3273	1/1	0.82	0.21	65,65,65,65	0
60	MG	1H	3365	1/1	0.82	0.12	88,88,88,88	0
60	MG	13	1648	1/1	0.82	0.48	76,76,76,76	0
60	MG	13	1713	1/1	0.82	0.25	96,96,96,96	0
60	MG	14	3215	1/1	0.82	0.48	69,69,69,69	0
60	MG	1H	3159	1/1	0.82	0.35	77,77,77,77	0
60	MG	78	203	1/1	0.83	0.39	87,87,87,87	0
60	MG	1H	3262	1/1	0.83	0.39	80,80,80,80	0
60	MG	1H	3430	1/1	0.83	0.05	95,95,95,95	0
60	MG	1H	3299	1/1	0.83	0.24	72,72,72,72	0
60	MG	14	3299	1/1	0.83	0.18	60,60,60,60	0
60	MG	14	3305	1/1	0.83	0.28	94,94,94,94	0
60	MG	1G	1662	1/1	0.83	0.44	84,84,84,84	0
60	MG	1H	3400	1/1	0.83	0.07	82,82,82,82	0
60	MG	1G	1668	1/1	0.83	0.49	95,95,95,95	0
60	MG	1H	3213	1/1	0.83	0.38	95,95,95,95	0
60	MG	13	1702	1/1	0.83	0.21	80,80,80,80	0
60	MG	1H	3424	1/1	0.83	0.08	115,115,115,115	0
60	MG	1G	1680	1/1	0.83	0.37	162,162,162,162	0
60	MG	41	201	1/1	0.83	0.10	75,75,75,75	0
60	MG	14	3184	1/1	0.83	0.57	75,75,75,75	0
60	MG	14	3187	1/1	0.83	0.58	84,84,84,84	0
60	MG	14	3269	1/1	0.83	0.23	60,60,60,60	0

Continued on next page...

Continued from previous page...

Mol	Type	Chain	Res	Atoms	RSCC	RSR	B-factors(\AA^2)	Q<0.9
60	MG	1J	206	1/1	0.83	0.10	125,125,125,125	0
60	MG	14	3188	1/1	0.83	0.22	93,93,93,93	0
60	MG	1G	1689	1/1	0.83	0.38	86,86,86,86	0
60	MG	14	3121	1/1	0.83	0.42	64,64,64,64	0
60	MG	85	201	1/1	0.83	0.42	71,71,71,71	0
60	MG	1H	3296	1/1	0.83	0.17	69,69,69,69	0
60	MG	1G	1645	1/1	0.83	0.17	78,78,78,78	0
60	MG	14	3281	1/1	0.83	0.22	63,63,63,63	0
60	MG	1H	3280	1/1	0.84	0.22	70,70,70,70	0
60	MG	14	3307	1/1	0.84	0.43	82,82,82,82	0
60	MG	1H	3218	1/1	0.84	0.39	84,84,84,84	0
60	MG	13	1617	1/1	0.84	0.17	99,99,99,99	0
60	MG	1G	1646	1/1	0.84	0.27	77,77,77,77	0
60	MG	13	1665	1/1	0.84	0.32	91,91,91,91	0
60	MG	14	3262	1/1	0.84	0.23	63,63,63,63	0
60	MG	14	3207	1/1	0.84	0.25	74,74,74,74	0
60	MG	14	3209	1/1	0.84	0.21	77,77,77,77	0
60	MG	13	1658	1/1	0.84	0.16	57,57,57,57	0
60	MG	14	3274	1/1	0.84	0.33	79,79,79,79	0
60	MG	14	3150	1/1	0.84	0.23	92,92,92,92	0
60	MG	1H	3184	1/1	0.84	0.25	58,58,58,58	0
60	MG	1H	3099	1/1	0.84	0.20	49,49,49,49	0
60	MG	1H	3165	1/1	0.84	0.27	77,77,77,77	0
60	MG	1G	1663	1/1	0.84	0.14	93,93,93,93	0
60	MG	1H	3409	1/1	0.84	0.17	99,99,99,99	0
60	MG	14	3244	1/1	0.84	0.29	75,75,75,75	0
60	MG	1H	3410	1/1	0.84	0.07	87,87,87,87	0
60	MG	14	3297	1/1	0.84	0.41	100,100,100,100	0
60	MG	14	3037	1/1	0.84	0.42	79,79,79,79	0
60	MG	13	1707	1/1	0.85	0.46	114,114,114,114	0
60	MG	4I	201	1/1	0.85	0.07	86,86,86,86	0
60	MG	14	3248	1/1	0.85	0.26	80,80,80,80	0
60	MG	1H	3306	1/1	0.85	0.48	77,77,77,77	0
60	MG	14	3308	1/1	0.85	0.57	66,66,66,66	0
60	MG	2K	103	1/1	0.85	0.34	76,76,76,76	0
60	MG	1H	3021	1/1	0.85	0.19	59,59,59,59	0
60	MG	13	1609	1/1	0.85	0.41	64,64,64,64	0
60	MG	14	3259	1/1	0.85	0.20	76,76,76,76	0
60	MG	1H	3209	1/1	0.85	0.44	81,81,81,81	0
60	MG	13	1682	1/1	0.85	0.33	85,85,85,85	0
60	MG	1H	3278	1/1	0.85	0.30	64,64,64,64	0
60	MG	1H	3164	1/1	0.85	0.25	60,60,60,60	0

Continued on next page...

Continued from previous page...

Mol	Type	Chain	Res	Atoms	RSCC	RSR	B-factors(\AA^2)	Q<0.9
60	MG	1H	3214	1/1	0.85	0.26	62,62,62,62	0
60	MG	1H	3118	1/1	0.85	0.13	56,56,56,56	0
60	MG	1G	1687	1/1	0.85	0.15	83,83,83,83	0
60	MG	1H	3127	1/1	0.85	0.18	44,44,44,44	0
60	MG	1H	3223	1/1	0.85	0.21	44,44,44,44	0
60	MG	29	302	1/1	0.85	0.23	79,79,79,79	0
60	MG	1H	3045	1/1	0.85	0.48	65,65,65,65	0
60	MG	1H	3141	1/1	0.85	0.53	70,70,70,70	0
60	MG	1H	3145	1/1	0.85	0.33	63,63,63,63	0
60	MG	1G	1651	1/1	0.85	0.43	87,87,87,87	0
60	MG	1H	3090	1/1	0.85	0.30	67,67,67,67	0
60	MG	14	3031	1/1	0.85	0.14	75,75,75,75	0
60	MG	14	3286	1/1	0.86	0.93	60,60,60,60	0
60	MG	2K	101	1/1	0.86	0.15	81,81,81,81	0
60	MG	13	1708	1/1	0.86	0.36	167,167,167,167	0
60	MG	1H	3180	1/1	0.86	0.26	87,87,87,87	0
60	MG	1H	3335	1/1	0.86	0.10	74,74,74,74	0
60	MG	13	1683	1/1	0.86	0.32	89,89,89,89	0
60	MG	1H	3216	1/1	0.86	0.24	73,73,73,73	0
60	MG	13	1693	1/1	0.86	0.17	89,89,89,89	0
60	MG	14	3059	1/1	0.86	0.38	72,72,72,72	0
60	MG	1H	3378	1/1	0.86	0.12	67,67,67,67	0
60	MG	14	3318	1/1	0.86	0.11	76,76,76,76	0
60	MG	13	1738	1/1	0.86	0.08	81,81,81,81	0
60	MG	13	1680	1/1	0.86	0.16	68,68,68,68	0
60	MG	1H	3233	1/1	0.86	0.38	69,69,69,69	0
60	MG	14	3357	1/1	0.86	0.06	96,96,96,96	0
60	MG	14	3177	1/1	0.86	0.28	61,61,61,61	0
60	MG	14	3178	1/1	0.86	0.38	66,66,66,66	0
60	MG	14	3258	1/1	0.86	0.31	65,65,65,65	0
60	MG	14	3375	1/1	0.86	0.04	90,90,90,90	0
60	MG	1H	3047	1/1	0.86	0.33	73,73,73,73	0
60	MG	14	3185	1/1	0.86	0.42	76,76,76,76	0
60	MG	14	3384	1/1	0.86	0.04	122,122,122,122	0
60	MG	1H	3242	1/1	0.86	0.21	74,74,74,74	0
60	MG	1G	1625	1/1	0.86	0.27	72,72,72,72	0
60	MG	1H	3086	1/1	0.86	0.18	53,53,53,53	0
60	MG	1H	3250	1/1	0.86	0.41	68,68,68,68	0
60	MG	1H	3089	1/1	0.86	0.24	69,69,69,69	0
60	MG	1H	3205	1/1	0.86	0.37	60,60,60,60	0
60	MG	14	3198	1/1	0.86	0.34	63,63,63,63	0
60	MG	14	3200	1/1	0.86	0.80	91,91,91,91	0

Continued on next page...

Continued from previous page...

Mol	Type	Chain	Res	Atoms	RSCC	RSR	B-factors(Å ²)	Q<0.9
60	MG	C5	201	1/1	0.86	0.74	107,107,107,107	0
60	MG	5I	101	1/1	0.86	0.13	83,83,83,83	0
60	MG	14	3136	1/1	0.86	0.34	90,90,90,90	0
60	MG	14	3210	1/1	0.86	0.44	79,79,79,79	0
60	MG	1H	3426	1/1	0.87	0.08	112,112,112,112	0
60	MG	1H	3048	1/1	0.87	0.26	51,51,51,51	0
60	MG	11	302	1/1	0.87	0.21	54,54,54,54	0
60	MG	1H	3140	1/1	0.87	0.28	59,59,59,59	0
60	MG	14	3380	1/1	0.87	0.09	92,92,92,92	0
60	MG	14	3264	1/1	0.87	0.39	91,91,91,91	0
60	MG	14	3301	1/1	0.87	0.21	75,75,75,75	0
60	MG	14	3302	1/1	0.87	0.34	87,87,87,87	0
60	MG	14	3303	1/1	0.87	0.59	93,93,93,93	0
60	MG	1H	3284	1/1	0.87	0.15	66,66,66,66	0
60	MG	1G	1633	1/1	0.87	0.41	95,95,95,95	0
60	MG	1H	3412	1/1	0.87	0.08	93,93,93,93	0
60	MG	1G	1684	1/1	0.87	0.23	91,91,91,91	0
60	MG	14	3048	1/1	0.87	0.27	59,59,59,59	0
60	MG	1G	1661	1/1	0.87	0.32	69,69,69,69	0
60	MG	14	3208	1/1	0.87	0.25	66,66,66,66	0
60	MG	13	1649	1/1	0.87	0.20	75,75,75,75	0
60	MG	14	3065	1/1	0.87	0.57	71,71,71,71	0
60	MG	13	1666	1/1	0.87	0.26	94,94,94,94	0
60	MG	1G	1632	1/1	0.88	0.41	89,89,89,89	0
60	MG	14	3133	1/1	0.88	0.37	80,80,80,80	0
60	MG	13	1640	1/1	0.88	0.32	76,76,76,76	0
60	MG	1H	3192	1/1	0.88	0.16	84,84,84,84	0
60	MG	1G	1700	1/1	0.88	0.09	152,152,152,152	0
60	MG	1H	3270	1/1	0.88	0.42	58,58,58,58	0
60	MG	1H	3332	1/1	0.88	0.10	49,49,49,49	0
60	MG	1G	1643	1/1	0.88	0.22	80,80,80,80	0
60	MG	1H	3193	1/1	0.88	0.34	67,67,67,67	0
60	MG	13	1631	1/1	0.88	0.28	74,74,74,74	0
60	MG	14	3317	1/1	0.88	0.10	54,54,54,54	0
60	MG	1G	1649	1/1	0.88	0.34	76,76,76,76	0
60	MG	14	3030	1/1	0.88	0.13	71,71,71,71	0
60	MG	13	1714	1/1	0.88	0.22	89,89,89,89	0
60	MG	1H	3198	1/1	0.88	0.27	64,64,64,64	0
60	MG	13	1716	1/1	0.88	0.19	77,77,77,77	0
60	MG	16	211	1/1	0.88	0.08	87,87,87,87	0
60	MG	1H	3285	1/1	0.88	0.17	61,61,61,61	0
60	MG	1H	3398	1/1	0.88	0.04	71,71,71,71	0

Continued on next page...

Continued from previous page...

Mol	Type	Chain	Res	Atoms	RSCC	RSR	B-factors(Å ²)	Q<0.9
60	MG	14	3180	1/1	0.88	0.30	85,85,85,85	0
60	MG	13	1638	1/1	0.88	0.35	80,80,80,80	0
60	MG	14	3263	1/1	0.88	0.18	63,63,63,63	0
60	MG	1H	3169	1/1	0.88	0.21	63,63,63,63	0
60	MG	14	3186	1/1	0.88	0.53	62,62,62,62	0
60	MG	1H	3071	1/1	0.88	0.31	57,57,57,57	0
60	MG	13	1700	1/1	0.88	0.16	102,102,102,102	0
60	MG	1G	1671	1/1	0.88	0.18	77,77,77,77	0
60	MG	1H	3028	1/1	0.88	0.32	51,51,51,51	0
60	MG	14	3101	1/1	0.88	0.53	65,65,65,65	0
60	MG	39	301	1/1	0.88	0.13	86,86,86,86	0
60	MG	14	3279	1/1	0.88	0.16	76,76,76,76	0
60	MG	1H	3413	1/1	0.88	0.11	103,103,103,103	0
60	MG	45	203	1/1	0.88	0.17	66,66,66,66	0
60	MG	1H	3415	1/1	0.88	0.10	75,75,75,75	0
60	MG	14	3117	1/1	0.88	0.32	74,74,74,74	0
60	MG	14	3118	1/1	0.88	0.23	60,60,60,60	0
60	MG	1H	3122	1/1	0.88	0.20	56,56,56,56	0
60	MG	1H	3125	1/1	0.88	0.14	34,34,34,34	0
60	MG	13	1662	1/1	0.89	0.17	89,89,89,89	0
60	MG	14	3275	1/1	0.89	0.52	76,76,76,76	0
60	MG	1G	1695	1/1	0.89	0.10	83,83,83,83	0
60	MG	1H	3339	1/1	0.89	0.15	75,75,75,75	0
60	MG	14	3174	1/1	0.89	0.44	77,77,77,77	0
60	MG	1H	3150	1/1	0.89	0.29	63,63,63,63	0
60	MG	13	1650	1/1	0.89	0.29	77,77,77,77	0
60	MG	14	3282	1/1	0.89	0.17	73,73,73,73	0
60	MG	14	3283	1/1	0.89	0.60	79,79,79,79	0
60	MG	1H	3060	1/1	0.89	0.32	64,64,64,64	0
60	MG	52	201	1/1	0.89	0.12	77,77,77,77	0
60	MG	1G	1610	1/1	0.89	0.15	78,78,78,78	0
60	MG	1H	3377	1/1	0.89	0.12	60,60,60,60	0
60	MG	1G	1616	1/1	0.89	0.14	125,125,125,125	0
60	MG	1G	1617	1/1	0.89	0.08	83,83,83,83	0
60	MG	1H	3197	1/1	0.89	0.30	70,70,70,70	0
60	MG	1H	3379	1/1	0.89	0.18	75,75,75,75	0
60	MG	13	1722	1/1	0.89	0.18	82,82,82,82	0
60	MG	1H	3203	1/1	0.89	0.38	91,91,91,91	0
60	MG	1H	3156	1/1	0.89	0.15	62,62,62,62	0
60	MG	14	3306	1/1	0.89	0.31	67,67,67,67	0
60	MG	1H	3077	1/1	0.89	0.39	70,70,70,70	0
60	MG	14	3201	1/1	0.89	0.58	81,81,81,81	0

Continued on next page...

Continued from previous page...

Mol	Type	Chain	Res	Atoms	RSCC	RSR	B-factors(\AA^2)	Q<0.9
60	MG	1H	3160	1/1	0.89	0.52	76,76,76,76	0
60	MG	1H	3082	1/1	0.89	0.32	39,39,39,39	0
60	MG	1H	3020	1/1	0.89	0.26	59,59,59,59	0
60	MG	14	3090	1/1	0.89	0.38	63,63,63,63	0
60	MG	1H	3129	1/1	0.89	0.61	72,72,72,72	0
60	MG	1G	1648	1/1	0.89	0.29	78,78,78,78	0
60	MG	1H	3135	1/1	0.89	0.28	50,50,50,50	0
60	MG	13	1620	1/1	0.89	0.33	64,64,64,64	0
60	MG	13	1735	1/1	0.89	0.12	153,153,153,153	0
60	MG	14	3370	1/1	0.89	0.07	116,116,116,116	0
60	MG	14	3227	1/1	0.89	0.13	69,69,69,69	0
60	MG	1H	3178	1/1	0.89	0.31	80,80,80,80	0
60	MG	13	1629	1/1	0.89	0.34	62,62,62,62	0
60	MG	14	3379	1/1	0.89	0.09	104,104,104,104	0
60	MG	1H	3231	1/1	0.89	0.30	91,91,91,91	0
60	MG	1G	1660	1/1	0.89	0.36	78,78,78,78	0
60	MG	1H	3143	1/1	0.89	0.27	50,50,50,50	0
60	MG	1J	201	1/1	0.89	0.10	105,105,105,105	0
60	MG	1H	3182	1/1	0.89	0.62	91,91,91,91	0
60	MG	1H	3297	1/1	0.89	0.48	63,63,63,63	0
60	MG	16	202	1/1	0.89	0.51	82,82,82,82	0
60	MG	1H	3241	1/1	0.89	0.31	61,61,61,61	0
60	MG	1H	3144	1/1	0.89	0.23	78,78,78,78	0
60	MG	13	1637	1/1	0.89	0.48	76,76,76,76	0
60	MG	16	210	1/1	0.89	0.08	64,64,64,64	0
60	MG	1H	3304	1/1	0.89	0.18	69,69,69,69	0
60	MG	1H	3248	1/1	0.89	0.25	97,97,97,97	0
60	MG	1H	3309	1/1	0.89	0.10	56,56,56,56	0
60	MG	13	1706	1/1	0.89	0.35	85,85,85,85	0
60	MG	14	3151	1/1	0.89	0.23	55,55,55,55	0
60	MG	1G	1685	1/1	0.89	0.27	136,136,136,136	0
60	MG	78	202	1/1	0.89	0.20	46,46,46,46	0
60	MG	1G	1626	1/1	0.90	0.10	87,87,87,87	0
60	MG	14	3250	1/1	0.90	0.33	65,65,65,65	0
60	MG	14	3175	1/1	0.90	0.38	80,80,80,80	0
60	MG	1H	3058	1/1	0.90	0.20	57,57,57,57	0
60	MG	1H	3356	1/1	0.90	0.16	54,54,54,54	0
60	MG	14	3106	1/1	0.90	0.47	62,62,62,62	0
60	MG	14	3108	1/1	0.90	0.58	71,71,71,71	0
60	MG	14	3109	1/1	0.90	0.51	82,82,82,82	0
60	MG	1H	3111	1/1	0.90	0.18	49,49,49,49	0
60	MG	14	3338	1/1	0.90	0.16	52,52,52,52	0

Continued on next page...

Continued from previous page...

Mol	Type	Chain	Res	Atoms	RSCC	RSR	B-factors(Å ²)	Q<0.9
60	MG	2L	103	1/1	0.90	0.27	67,67,67,67	0
60	MG	14	3355	1/1	0.90	0.08	68,68,68,68	0
60	MG	1H	3419	1/1	0.90	0.09	99,99,99,99	0
60	MG	14	3025	1/1	0.90	0.14	81,81,81,81	0
60	MG	14	3125	1/1	0.90	0.18	63,63,63,63	0
60	MG	13	1628	1/1	0.90	0.47	72,72,72,72	0
60	MG	1H	3374	1/1	0.90	0.11	86,86,86,86	0
60	MG	14	3197	1/1	0.90	0.28	79,79,79,79	0
60	MG	1H	3061	1/1	0.90	0.27	56,56,56,56	0
60	MG	1H	3286	1/1	0.90	0.29	72,72,72,72	0
60	MG	1H	3087	1/1	0.90	0.33	72,72,72,72	0
60	MG	14	3205	1/1	0.90	0.35	72,72,72,72	0
60	MG	14	3278	1/1	0.90	0.29	71,71,71,71	0
60	MG	1H	3220	1/1	0.90	0.38	78,78,78,78	0
60	MG	1H	3173	1/1	0.90	0.18	72,72,72,72	0
60	MG	14	3063	1/1	0.90	0.51	70,70,70,70	0
60	MG	1G	1682	1/1	0.90	0.24	115,115,115,115	0
60	MG	1H	3312	1/1	0.90	0.12	45,45,45,45	0
60	MG	14	3284	1/1	0.90	0.43	75,75,75,75	0
60	MG	1G	1652	1/1	0.90	0.37	72,72,72,72	0
60	MG	1H	3329	1/1	0.90	0.08	51,51,51,51	0
60	MG	14	3085	1/1	0.90	0.23	52,52,52,52	0
60	MG	13	1675	1/1	0.90	0.29	67,67,67,67	0
60	MG	14	3158	1/1	0.90	0.19	54,54,54,54	0
60	MG	1H	3152	1/1	0.90	0.28	76,76,76,76	0
60	MG	14	3164	1/1	0.90	0.44	75,75,75,75	0
60	MG	14	3300	1/1	0.90	0.44	76,76,76,76	0
60	MG	1G	1658	1/1	0.90	0.33	71,71,71,71	0
60	MG	1H	3338	1/1	0.90	0.06	83,83,83,83	0
60	MG	1H	3272	1/1	0.91	0.30	72,72,72,72	0
60	MG	1H	3273	1/1	0.91	0.27	55,55,55,55	0
60	MG	14	3295	1/1	0.91	0.18	77,77,77,77	0
60	MG	1H	3418	1/1	0.91	0.08	81,81,81,81	0
60	MG	1G	1683	1/1	0.91	0.24	109,109,109,109	0
60	MG	1G	1619	1/1	0.91	0.25	82,82,82,82	0
60	MG	1H	3322	1/1	0.91	0.15	48,48,48,48	0
60	MG	1H	3326	1/1	0.91	0.16	57,57,57,57	0
60	MG	1H	3423	1/1	0.91	0.08	60,60,60,60	0
60	MG	14	3304	1/1	0.91	0.44	66,66,66,66	0
60	MG	13	1715	1/1	0.91	0.36	82,82,82,82	0
60	MG	1G	1698	1/1	0.91	0.10	113,113,113,113	0
60	MG	1G	1699	1/1	0.91	0.12	108,108,108,108	0

Continued on next page...

Continued from previous page...

Mol	Type	Chain	Res	Atoms	RSCC	RSR	B-factors(\AA^2)	Q<0.9
60	MG	14	3137	1/1	0.91	0.35	69,69,69,69	0
60	MG	13	1661	1/1	0.91	0.42	70,70,70,70	0
60	MG	1H	3240	1/1	0.91	0.28	109,109,109,109	0
60	MG	1G	1638	1/1	0.91	0.43	88,88,88,88	0
60	MG	1H	3041	1/1	0.91	0.48	58,58,58,58	0
60	MG	1H	3042	1/1	0.91	0.29	54,54,54,54	0
60	MG	1H	3349	1/1	0.91	0.09	58,58,58,58	0
60	MG	1H	3438	1/1	0.91	0.12	78,78,78,78	0
60	MG	14	3015	1/1	0.91	0.11	50,50,50,50	0
60	MG	1H	3355	1/1	0.91	0.11	51,51,51,51	0
60	MG	1H	3245	1/1	0.91	0.17	50,50,50,50	0
60	MG	14	3156	1/1	0.91	0.26	54,54,54,54	0
60	MG	13	1695	1/1	0.91	0.21	90,90,90,90	0
60	MG	14	3162	1/1	0.91	0.31	83,83,83,83	0
60	MG	13	1634	1/1	0.91	0.39	67,67,67,67	0
60	MG	16	205	1/1	0.91	0.27	79,79,79,79	0
60	MG	1H	3003	1/1	0.91	0.33	45,45,45,45	0
60	MG	1G	1654	1/1	0.91	0.27	66,66,66,66	0
60	MG	1G	1655	1/1	0.91	0.26	96,96,96,96	0
60	MG	13	1698	1/1	0.91	0.19	86,86,86,86	0
60	MG	1H	3100	1/1	0.91	0.58	74,74,74,74	0
60	MG	1H	3187	1/1	0.91	0.26	60,60,60,60	0
60	MG	13	1654	1/1	0.91	0.30	69,69,69,69	0
60	MG	13	1686	1/1	0.91	0.19	76,76,76,76	0
60	MG	1H	3029	1/1	0.91	0.39	65,65,65,65	0
60	MG	1H	3259	1/1	0.91	0.18	59,59,59,59	0
60	MG	1H	3403	1/1	0.91	0.18	83,83,83,83	0
60	MG	1H	3072	1/1	0.91	0.45	70,70,70,70	0
60	MG	14	3092	1/1	0.91	0.27	62,62,62,62	0
60	MG	1H	3229	1/1	0.91	0.27	56,56,56,56	0
60	MG	1H	3305	1/1	0.91	0.31	99,99,99,99	0
60	MG	1G	1604	1/1	0.91	0.17	78,78,78,78	0
60	MG	1G	1674	1/1	0.91	0.24	84,84,84,84	0
60	MG	1H	3113	1/1	0.91	0.35	53,53,53,53	0
60	MG	1G	1612	1/1	0.91	0.31	84,84,84,84	0
60	MG	14	3022	1/1	0.92	0.24	48,48,48,48	0
60	MG	1H	3364	1/1	0.92	0.15	51,51,51,51	0
60	MG	1H	3120	1/1	0.92	0.36	63,63,63,63	0
60	MG	1H	3366	1/1	0.92	0.16	53,53,53,53	0
60	MG	1H	3265	1/1	0.92	0.25	75,75,75,75	0
60	MG	1H	3146	1/1	0.92	0.35	84,84,84,84	0
60	MG	1H	3432	1/1	0.92	0.07	107,107,107,107	0

Continued on next page...

Continued from previous page...

Mol	Type	Chain	Res	Atoms	RSCC	RSR	B-factors(Å ²)	Q<0.9
60	MG	13	1616	1/1	0.92	0.23	100,100,100,100	0
60	MG	14	3053	1/1	0.92	0.61	66,66,66,66	0
60	MG	14	3149	1/1	0.92	0.36	73,73,73,73	0
60	MG	1H	3171	1/1	0.92	0.49	69,69,69,69	0
60	MG	14	3062	1/1	0.92	0.48	66,66,66,66	0
60	MG	1H	3148	1/1	0.92	0.65	67,67,67,67	0
60	MG	1H	3050	1/1	0.92	0.32	54,54,54,54	0
60	MG	14	3154	1/1	0.92	0.24	64,64,64,64	0
60	MG	1H	3389	1/1	0.92	0.11	47,47,47,47	0
60	MG	14	3329	1/1	0.92	0.12	65,65,65,65	0
60	MG	14	3332	1/1	0.92	0.14	71,71,71,71	0
60	MG	1H	3106	1/1	0.92	0.18	66,66,66,66	0
60	MG	14	3339	1/1	0.92	0.13	62,62,62,62	0
60	MG	14	3341	1/1	0.92	0.10	66,66,66,66	0
60	MG	1H	3056	1/1	0.92	0.21	67,67,67,67	0
60	MG	14	3347	1/1	0.92	0.15	83,83,83,83	0
60	MG	1H	3131	1/1	0.92	0.46	76,76,76,76	0
60	MG	16	208	1/1	0.92	0.13	84,84,84,84	0
60	MG	13	1619	1/1	0.92	0.30	70,70,70,70	0
60	MG	14	3166	1/1	0.92	0.38	73,73,73,73	0
60	MG	1H	3405	1/1	0.92	0.06	73,73,73,73	0
60	MG	14	3365	1/1	0.92	0.07	90,90,90,90	0
60	MG	14	3366	1/1	0.92	0.06	102,102,102,102	0
60	MG	14	3171	1/1	0.92	0.38	78,78,78,78	0
60	MG	11	301	1/1	0.92	0.17	42,42,42,42	0
60	MG	14	3095	1/1	0.92	0.21	66,66,66,66	0
60	MG	1G	1690	1/1	0.92	0.43	75,75,75,75	0
60	MG	14	3098	1/1	0.92	0.47	59,59,59,59	0
60	MG	1G	1694	1/1	0.92	0.09	110,110,110,110	0
60	MG	13	1697	1/1	0.92	0.07	95,95,95,95	0
60	MG	1H	3137	1/1	0.92	0.25	72,72,72,72	0
60	MG	1H	3215	1/1	0.92	0.41	80,80,80,80	0
60	MG	78	201	1/1	0.92	0.21	66,66,66,66	0
60	MG	13	1659	1/1	0.92	0.33	79,79,79,79	0
60	MG	14	3114	1/1	0.92	0.68	91,91,91,91	0
60	MG	14	3191	1/1	0.92	0.33	69,69,69,69	0
60	MG	1H	3115	1/1	0.92	0.41	52,52,52,52	0
60	MG	1H	3191	1/1	0.92	0.33	73,73,73,73	0
60	MG	13	1704	1/1	0.92	0.19	71,71,71,71	0
60	MG	13	1676	1/1	0.92	0.23	63,63,63,63	0
60	MG	14	3124	1/1	0.92	0.32	82,82,82,82	0
60	MG	14	3199	1/1	0.92	0.59	66,66,66,66	0

Continued on next page...

Continued from previous page...

Mol	Type	Chain	Res	Atoms	RSCC	RSR	B-factors(\AA^2)	Q<0.9
60	MG	1H	3357	1/1	0.92	0.10	69,69,69,69	0
60	MG	1H	3360	1/1	0.92	0.14	99,99,99,99	0
60	MG	1G	1608	1/1	0.92	0.27	95,95,95,95	0
61	ZN	5A	101	1/1	0.92	0.12	129,129,129,129	0
60	MG	14	3206	1/1	0.92	0.26	63,63,63,63	0
60	MG	1G	1621	1/1	0.93	0.09	68,68,68,68	0
60	MG	13	1664	1/1	0.93	0.26	68,68,68,68	0
60	MG	1H	3331	1/1	0.93	0.09	44,44,44,44	0
60	MG	14	3196	1/1	0.93	0.82	82,82,82,82	0
60	MG	1G	1688	1/1	0.93	0.34	105,105,105,105	0
60	MG	1H	3130	1/1	0.93	0.38	73,73,73,73	0
60	MG	1G	1629	1/1	0.93	0.15	99,99,99,99	0
60	MG	1G	1630	1/1	0.93	0.26	80,80,80,80	0
60	MG	1H	3227	1/1	0.93	0.24	65,65,65,65	0
60	MG	14	3204	1/1	0.93	0.29	105,105,105,105	0
60	MG	1H	3337	1/1	0.93	0.15	66,66,66,66	0
60	MG	1H	3275	1/1	0.93	0.26	58,58,58,58	0
60	MG	1H	3101	1/1	0.93	0.45	77,77,77,77	0
60	MG	14	3129	1/1	0.93	0.28	56,56,56,56	0
60	MG	13	1730	1/1	0.93	0.08	103,103,103,103	0
60	MG	1H	3350	1/1	0.93	0.14	47,47,47,47	0
60	MG	1G	1642	1/1	0.93	0.16	87,87,87,87	0
60	MG	14	3212	1/1	0.93	0.47	106,106,106,106	0
60	MG	1H	3023	1/1	0.93	0.33	58,58,58,58	0
60	MG	1H	3234	1/1	0.93	0.45	53,53,53,53	0
60	MG	14	3217	1/1	0.93	0.20	71,71,71,71	0
60	MG	1H	3282	1/1	0.93	0.17	56,56,56,56	0
60	MG	14	3334	1/1	0.93	0.07	80,80,80,80	0
60	MG	1H	3195	1/1	0.93	0.52	75,75,75,75	0
60	MG	1H	3107	1/1	0.93	0.47	63,63,63,63	0
60	MG	1G	1650	1/1	0.93	0.46	88,88,88,88	0
60	MG	14	3233	1/1	0.93	0.27	69,69,69,69	0
60	MG	13	1674	1/1	0.93	0.23	184,184,184,184	0
60	MG	14	3348	1/1	0.93	0.10	83,83,83,83	0
60	MG	14	3351	1/1	0.93	0.14	93,93,93,93	0
60	MG	14	3354	1/1	0.93	0.09	74,74,74,74	0
60	MG	1H	3287	1/1	0.93	0.28	54,54,54,54	0
60	MG	1H	3166	1/1	0.93	0.36	83,83,83,83	0
60	MG	1H	3199	1/1	0.93	0.27	74,74,74,74	0
60	MG	13	1647	1/1	0.93	0.42	83,83,83,83	0
60	MG	14	3361	1/1	0.93	0.16	60,60,60,60	0
60	MG	13	1603	1/1	0.93	0.25	57,57,57,57	0

Continued on next page...

Continued from previous page...

Mol	Type	Chain	Res	Atoms	RSCC	RSR	B-factors(\AA^2)	Q<0.9
60	MG	14	3040	1/1	0.93	0.29	66,66,66,66	0
60	MG	14	3255	1/1	0.93	0.37	75,75,75,75	0
60	MG	13	1740	1/1	0.93	0.12	54,54,54,54	0
60	MG	1H	3114	1/1	0.93	0.38	61,61,61,61	0
60	MG	1H	3382	1/1	0.93	0.06	68,68,68,68	0
60	MG	14	3377	1/1	0.93	0.09	71,71,71,71	0
60	MG	14	3061	1/1	0.93	0.34	49,49,49,49	0
60	MG	13	1643	1/1	0.93	0.06	75,75,75,75	0
60	MG	1H	3211	1/1	0.93	0.26	84,84,84,84	0
60	MG	1H	3395	1/1	0.93	0.09	69,69,69,69	0
60	MG	13	1644	1/1	0.93	0.32	55,55,55,55	0
60	MG	14	3169	1/1	0.93	0.18	46,46,46,46	0
60	MG	13	1671	1/1	0.93	0.13	64,64,64,64	0
60	MG	14	3173	1/1	0.93	0.43	61,61,61,61	0
60	MG	1J	204	1/1	0.93	0.33	92,92,92,92	0
60	MG	2K	102	1/1	0.93	0.21	84,84,84,84	0
60	MG	1G	1669	1/1	0.93	0.23	84,84,84,84	0
60	MG	1G	1670	1/1	0.93	0.08	93,93,93,93	0
60	MG	1H	3258	1/1	0.93	0.43	64,64,64,64	0
60	MG	13	1691	1/1	0.93	0.13	96,96,96,96	0
60	MG	14	3182	1/1	0.93	0.52	81,81,81,81	0
60	MG	45	201	1/1	0.93	0.20	81,81,81,81	0
60	MG	1H	3307	1/1	0.93	0.33	74,74,74,74	0
60	MG	1H	3124	1/1	0.93	0.29	68,68,68,68	0
60	MG	1H	3264	1/1	0.93	0.14	66,66,66,66	0
60	MG	1H	3317	1/1	0.93	0.16	74,74,74,74	0
60	MG	1H	3318	1/1	0.93	0.08	45,45,45,45	0
60	MG	1H	3049	1/1	0.93	0.29	66,66,66,66	0
60	MG	13	1727	1/1	0.93	0.07	86,86,86,86	0
60	MG	1G	1697	1/1	0.94	0.08	111,111,111,111	0
60	MG	1G	1618	1/1	0.94	0.49	86,86,86,86	0
60	MG	13	1625	1/1	0.94	0.49	75,75,75,75	0
60	MG	14	3270	1/1	0.94	0.31	57,57,57,57	0
60	MG	13	1615	1/1	0.94	0.31	75,75,75,75	0
60	MG	1G	1623	1/1	0.94	0.49	82,82,82,82	0
60	MG	1H	3176	1/1	0.94	0.21	73,73,73,73	0
60	MG	1H	3310	1/1	0.94	0.15	50,50,50,50	0
60	MG	1G	1704	1/1	0.94	0.15	91,91,91,91	0
60	MG	13	1660	1/1	0.94	0.37	70,70,70,70	0
60	MG	1H	3179	1/1	0.94	0.33	57,57,57,57	0
60	MG	1H	3022	1/1	0.94	0.14	51,51,51,51	0
60	MG	14	3159	1/1	0.94	0.37	64,64,64,64	0

Continued on next page...

Continued from previous page...

Mol	Type	Chain	Res	Atoms	RSCC	RSR	B-factors(\AA^2)	Q<0.9
60	MG	14	3003	1/1	0.94	0.34	45,45,45,45	0
60	MG	13	1739	1/1	0.94	0.13	68,68,68,68	0
60	MG	14	3017	1/1	0.94	0.28	68,68,68,68	0
60	MG	1H	3217	1/1	0.94	0.39	75,75,75,75	0
60	MG	1H	3026	1/1	0.94	0.31	80,80,80,80	0
60	MG	1H	3420	1/1	0.94	0.12	111,111,111,111	0
60	MG	14	3026	1/1	0.94	0.17	77,77,77,77	0
60	MG	1H	3330	1/1	0.94	0.11	51,51,51,51	0
60	MG	13	1724	1/1	0.94	0.05	82,82,82,82	0
60	MG	1H	3151	1/1	0.94	0.43	77,77,77,77	0
60	MG	14	3032	1/1	0.94	0.10	103,103,103,103	0
60	MG	1H	3126	1/1	0.94	0.12	79,79,79,79	0
60	MG	1H	3102	1/1	0.94	0.32	61,61,61,61	0
60	MG	1H	3188	1/1	0.94	0.22	63,63,63,63	0
60	MG	14	3042	1/1	0.94	0.27	44,44,44,44	0
60	MG	1H	3230	1/1	0.94	0.11	39,39,39,39	0
60	MG	1H	3342	1/1	0.94	0.10	59,59,59,59	0
60	MG	14	3057	1/1	0.94	0.41	62,62,62,62	0
60	MG	1H	3348	1/1	0.94	0.07	82,82,82,82	0
60	MG	1H	3434	1/1	0.94	0.08	44,44,44,44	0
60	MG	13	1726	1/1	0.94	0.09	97,97,97,97	0
60	MG	1H	3281	1/1	0.94	0.15	69,69,69,69	0
60	MG	14	3312	1/1	0.94	0.16	57,57,57,57	0
60	MG	14	3313	1/1	0.94	0.17	53,53,53,53	0
60	MG	1H	3232	1/1	0.94	0.20	71,71,71,71	0
60	MG	1H	3105	1/1	0.94	0.09	59,59,59,59	0
60	MG	14	3324	1/1	0.94	0.08	63,63,63,63	0
60	MG	14	3066	1/1	0.94	0.43	47,47,47,47	0
60	MG	14	3327	1/1	0.94	0.15	58,58,58,58	0
60	MG	13	1613	1/1	0.94	0.28	66,66,66,66	0
60	MG	14	3330	1/1	0.94	0.13	58,58,58,58	0
60	MG	14	3074	1/1	0.94	0.49	53,53,53,53	0
60	MG	14	3075	1/1	0.94	0.40	49,49,49,49	0
60	MG	14	3336	1/1	0.94	0.06	80,80,80,80	0
60	MG	14	3078	1/1	0.94	0.27	59,59,59,59	0
60	MG	1H	3359	1/1	0.94	0.09	83,83,83,83	0
60	MG	1H	3237	1/1	0.94	0.12	63,63,63,63	0
60	MG	1H	3361	1/1	0.94	0.16	78,78,78,78	0
60	MG	1H	3362	1/1	0.94	0.15	47,47,47,47	0
60	MG	1H	3157	1/1	0.94	0.22	58,58,58,58	0
60	MG	16	212	1/1	0.94	0.10	71,71,71,71	0
60	MG	1H	3133	1/1	0.94	0.52	83,83,83,83	0

Continued on next page...

Continued from previous page...

Mol	Type	Chain	Res	Atoms	RSCC	RSR	B-factors(\AA^2)	Q<0.9
60	MG	1G	1664	1/1	0.94	0.20	74,74,74,74	0
60	MG	1H	3290	1/1	0.94	0.15	76,76,76,76	0
60	MG	1G	1666	1/1	0.94	0.39	113,113,113,113	0
60	MG	2I	302	1/1	0.94	0.13	64,64,64,64	0
60	MG	14	3360	1/1	0.94	0.10	103,103,103,103	0
60	MG	1H	3134	1/1	0.94	0.51	64,64,64,64	0
60	MG	14	3362	1/1	0.94	0.08	74,74,74,74	0
60	MG	13	1614	1/1	0.94	0.27	82,82,82,82	0
60	MG	14	3364	1/1	0.94	0.12	89,89,89,89	0
60	MG	14	3107	1/1	0.94	0.46	69,69,69,69	0
60	MG	14	3218	1/1	0.94	0.27	67,67,67,67	0
60	MG	14	3367	1/1	0.94	0.08	90,90,90,90	0
60	MG	14	3220	1/1	0.94	0.12	44,44,44,44	0
60	MG	1H	3035	1/1	0.94	0.26	63,63,63,63	0
60	MG	14	3372	1/1	0.94	0.05	79,79,79,79	0
60	MG	14	3374	1/1	0.94	0.05	107,107,107,107	0
60	MG	14	3224	1/1	0.94	0.56	51,51,51,51	0
60	MG	1H	3038	1/1	0.94	0.61	59,59,59,59	0
60	MG	1H	3201	1/1	0.94	0.52	65,65,65,65	0
60	MG	14	3230	1/1	0.94	0.16	51,51,51,51	0
60	MG	1H	3249	1/1	0.94	0.40	72,72,72,72	0
60	MG	1H	3081	1/1	0.94	0.21	34,34,34,34	0
60	MG	14	3234	1/1	0.94	0.18	57,57,57,57	0
60	MG	1G	1678	1/1	0.94	0.24	79,79,79,79	0
60	MG	14	3240	1/1	0.94	0.30	50,50,50,50	0
60	MG	1H	3384	1/1	0.94	0.08	85,85,85,85	0
60	MG	13	1657	1/1	0.94	0.47	73,73,73,73	0
60	MG	1J	205	1/1	0.94	0.10	119,119,119,119	0
60	MG	1G	1602	1/1	0.94	0.23	69,69,69,69	0
60	MG	14	3249	1/1	0.94	0.29	61,61,61,61	0
60	MG	1H	3142	1/1	0.94	0.26	57,57,57,57	0
60	MG	1G	1605	1/1	0.94	0.21	81,81,81,81	0
60	MG	14	3132	1/1	0.94	0.37	84,84,84,84	0
60	MG	14	3254	1/1	0.94	0.19	78,78,78,78	0
60	MG	1H	3392	1/1	0.94	0.14	53,53,53,53	0
60	MG	1H	3303	1/1	0.94	0.66	90,90,90,90	0
60	MG	1H	3396	1/1	0.94	0.10	56,56,56,56	0
60	MG	1H	3206	1/1	0.94	0.22	58,58,58,58	0
60	MG	14	3140	1/1	0.94	0.17	46,46,46,46	0
60	MG	1G	1615	1/1	0.94	0.30	87,87,87,87	0
60	MG	13	1733	1/1	0.94	0.08	75,75,75,75	0
60	MG	1H	3401	1/1	0.94	0.11	61,61,61,61	0

Continued on next page...

Continued from previous page...

Mol	Type	Chain	Res	Atoms	RSCC	RSR	B-factors(\AA^2)	Q<0.9
60	MG	14	3268	1/1	0.95	0.13	74,74,74,74	0
60	MG	13	1635	1/1	0.95	0.34	63,63,63,63	0
60	MG	13	1655	1/1	0.95	0.27	97,97,97,97	0
60	MG	1H	3202	1/1	0.95	0.46	43,43,43,43	0
60	MG	1G	1620	1/1	0.95	0.14	83,83,83,83	0
60	MG	1H	3085	1/1	0.95	0.26	47,47,47,47	0
60	MG	1H	3163	1/1	0.95	0.48	64,64,64,64	0
60	MG	1H	3406	1/1	0.95	0.11	44,44,44,44	0
60	MG	14	3001	1/1	0.95	0.11	44,44,44,44	0
60	MG	14	3002	1/1	0.95	0.35	50,50,50,50	0
60	MG	13	1717	1/1	0.95	0.10	63,63,63,63	0
60	MG	14	3005	1/1	0.95	0.34	46,46,46,46	0
60	MG	14	3014	1/1	0.95	0.31	79,79,79,79	0
60	MG	1H	3311	1/1	0.95	0.11	42,42,42,42	0
60	MG	3I	201	1/1	0.95	0.15	59,59,59,59	0
60	MG	14	3161	1/1	0.95	0.30	69,69,69,69	0
60	MG	1H	3411	1/1	0.95	0.10	68,68,68,68	0
60	MG	14	3021	1/1	0.95	0.12	68,68,68,68	0
60	MG	1H	3314	1/1	0.95	0.14	38,38,38,38	0
60	MG	1H	3316	1/1	0.95	0.16	42,42,42,42	0
60	MG	1G	1634	1/1	0.95	0.19	112,112,112,112	0
60	MG	13	1720	1/1	0.95	0.06	96,96,96,96	0
60	MG	14	3029	1/1	0.95	0.20	75,75,75,75	0
60	MG	14	3298	1/1	0.95	0.33	64,64,64,64	0
60	MG	1H	3417	1/1	0.95	0.08	98,98,98,98	0
60	MG	1H	3208	1/1	0.95	0.11	56,56,56,56	0
60	MG	13	1679	1/1	0.95	0.18	70,70,70,70	0
60	MG	1H	3324	1/1	0.95	0.09	45,45,45,45	0
60	MG	1H	3168	1/1	0.95	0.38	72,72,72,72	0
60	MG	1H	3328	1/1	0.95	0.13	50,50,50,50	0
60	MG	1H	3091	1/1	0.95	0.18	60,60,60,60	0
60	MG	14	3181	1/1	0.95	0.18	73,73,73,73	0
60	MG	1H	3170	1/1	0.95	0.33	76,76,76,76	0
60	MG	1H	3039	1/1	0.95	0.33	46,46,46,46	0
60	MG	14	3056	1/1	0.95	0.31	65,65,65,65	0
60	MG	14	3311	1/1	0.95	0.12	58,58,58,58	0
60	MG	1H	3096	1/1	0.95	0.32	53,53,53,53	0
60	MG	1H	3429	1/1	0.95	0.11	61,61,61,61	0
60	MG	1H	3334	1/1	0.95	0.14	59,59,59,59	0
60	MG	1H	3431	1/1	0.95	0.08	73,73,73,73	0
60	MG	14	3319	1/1	0.95	0.06	98,98,98,98	0
60	MG	14	3320	1/1	0.95	0.10	52,52,52,52	0

Continued on next page...

Continued from previous page...

Mol	Type	Chain	Res	Atoms	RSCC	RSR	B-factors(\AA^2)	Q<0.9
60	MG	1H	3271	1/1	0.95	0.15	62,62,62,62	0
60	MG	13	1636	1/1	0.95	0.25	66,66,66,66	0
60	MG	14	3326	1/1	0.95	0.11	54,54,54,54	0
60	MG	13	1646	1/1	0.95	0.13	111,111,111,111	0
60	MG	14	3328	1/1	0.95	0.16	72,72,72,72	0
60	MG	13	1623	1/1	0.95	0.45	76,76,76,76	0
60	MG	1H	3001	1/1	0.95	0.31	36,36,36,36	0
60	MG	14	3070	1/1	0.95	0.42	61,61,61,61	0
60	MG	14	3333	1/1	0.95	0.11	55,55,55,55	0
60	MG	1H	3345	1/1	0.95	0.09	65,65,65,65	0
60	MG	1H	3277	1/1	0.95	0.20	59,59,59,59	0
60	MG	13	1610	1/1	0.95	0.16	67,67,67,67	0
60	MG	1H	3006	1/1	0.95	0.27	42,42,42,42	0
60	MG	14	3203	1/1	0.95	0.31	66,66,66,66	0
60	MG	14	3344	1/1	0.95	0.15	54,54,54,54	0
60	MG	14	3082	1/1	0.95	0.44	65,65,65,65	0
60	MG	16	206	1/1	0.95	0.32	70,70,70,70	0
60	MG	14	3087	1/1	0.95	0.30	78,78,78,78	0
60	MG	14	3088	1/1	0.95	0.29	64,64,64,64	0
60	MG	1H	3352	1/1	0.95	0.09	46,46,46,46	0
60	MG	1H	3224	1/1	0.95	0.13	37,37,37,37	0
60	MG	1H	3012	1/1	0.95	0.52	49,49,49,49	0
60	MG	1G	1667	1/1	0.95	0.31	66,66,66,66	0
60	MG	1H	3054	1/1	0.95	0.27	56,56,56,56	0
60	MG	1H	3283	1/1	0.95	0.30	64,64,64,64	0
60	MG	13	1626	1/1	0.95	0.34	50,50,50,50	0
60	MG	13	1632	1/1	0.95	0.17	55,55,55,55	0
60	MG	14	3102	1/1	0.95	0.30	46,46,46,46	0
60	MG	13	1652	1/1	0.95	0.38	61,61,61,61	0
60	MG	1H	3112	1/1	0.95	0.14	62,62,62,62	0
60	MG	1H	3190	1/1	0.95	0.42	61,61,61,61	0
60	MG	1H	3235	1/1	0.95	0.17	59,59,59,59	0
60	MG	14	3368	1/1	0.95	0.07	83,83,83,83	0
60	MG	1H	3367	1/1	0.95	0.06	56,56,56,56	0
60	MG	14	3229	1/1	0.95	0.24	84,84,84,84	0
60	MG	1G	1679	1/1	0.95	0.11	71,71,71,71	0
60	MG	14	3111	1/1	0.95	0.49	72,72,72,72	0
60	MG	1H	3236	1/1	0.95	0.19	55,55,55,55	0
60	MG	1H	3292	1/1	0.95	0.38	89,89,89,89	0
60	MG	B8	201	1/1	0.95	0.19	97,97,97,97	0
60	MG	14	3238	1/1	0.95	0.20	56,56,56,56	0
60	MG	13	1622	1/1	0.95	0.48	86,86,86,86	0

Continued on next page...

Continued from previous page...

Mol	Type	Chain	Res	Atoms	RSCC	RSR	B-factors(\AA^2)	Q<0.9
60	MG	14	3381	1/1	0.95	0.10	79,79,79,79	0
60	MG	14	3382	1/1	0.95	0.11	100,100,100,100	0
60	MG	14	3241	1/1	0.95	0.20	65,65,65,65	0
60	MG	14	3243	1/1	0.95	0.48	61,61,61,61	0
60	MG	14	3122	1/1	0.95	0.39	66,66,66,66	0
60	MG	1H	3025	1/1	0.95	0.18	51,51,51,51	0
60	MG	13	1737	1/1	0.95	0.10	91,91,91,91	0
60	MG	1H	3074	1/1	0.95	0.40	57,57,57,57	0
60	MG	14	3126	1/1	0.95	0.20	82,82,82,82	0
60	MG	1H	3027	1/1	0.95	0.40	79,79,79,79	0
60	MG	1H	3243	1/1	0.95	0.22	60,60,60,60	0
60	MG	19	301	1/1	0.95	0.15	87,87,87,87	0
60	MG	14	3131	1/1	0.95	0.39	39,39,39,39	0
60	MG	1H	3387	1/1	0.95	0.11	53,53,53,53	0
60	MG	1H	3078	1/1	0.95	0.16	46,46,46,46	0
60	MG	14	3134	1/1	0.95	0.20	84,84,84,84	0
60	MG	1G	1611	1/1	0.95	0.24	103,103,103,103	0
60	MG	45	202	1/1	0.95	0.06	94,94,94,94	0
60	MG	1H	3300	1/1	0.95	0.28	52,52,52,52	0
60	MG	1H	3301	1/1	0.95	0.29	70,70,70,70	0
60	MG	14	3138	1/1	0.95	0.50	50,50,50,50	0
60	MG	1H	3080	1/1	0.95	0.29	59,59,59,59	0
60	MG	1H	3123	1/1	0.95	0.23	65,65,65,65	0
60	MG	14	3142	1/1	0.95	0.29	68,68,68,68	0
60	MG	14	3266	1/1	0.95	0.46	81,81,81,81	0
60	MG	14	3194	1/1	0.96	0.33	63,63,63,63	0
60	MG	1G	1631	1/1	0.96	0.32	83,83,83,83	0
60	MG	1H	3128	1/1	0.96	0.42	49,49,49,49	0
60	MG	1H	3158	1/1	0.96	0.49	65,65,65,65	0
60	MG	1H	3065	1/1	0.96	0.11	39,39,39,39	0
60	MG	1H	3068	1/1	0.96	0.40	52,52,52,52	0
60	MG	1H	3069	1/1	0.96	0.30	60,60,60,60	0
60	MG	1H	3381	1/1	0.96	0.12	41,41,41,41	0
60	MG	14	3202	1/1	0.96	0.43	72,72,72,72	0
60	MG	1G	1640	1/1	0.96	0.59	105,105,105,105	0
60	MG	1H	3070	1/1	0.96	0.47	45,45,45,45	0
60	MG	1H	3017	1/1	0.96	0.18	54,54,54,54	0
60	MG	14	3112	1/1	0.96	0.38	72,72,72,72	0
60	MG	13	1725	1/1	0.96	0.05	96,96,96,96	0
60	MG	1H	3040	1/1	0.96	0.12	58,58,58,58	0
60	MG	14	3314	1/1	0.96	0.12	63,63,63,63	0
60	MG	13	1605	1/1	0.96	0.22	71,71,71,71	0

Continued on next page...

Continued from previous page...

Mol	Type	Chain	Res	Atoms	RSCC	RSR	B-factors(Å ²)	Q<0.9
60	MG	1G	1647	1/1	0.96	0.53	76,76,76,76	0
60	MG	14	3007	1/1	0.96	0.41	54,54,54,54	0
60	MG	14	3013	1/1	0.96	0.33	61,61,61,61	0
60	MG	14	3321	1/1	0.96	0.10	78,78,78,78	0
60	MG	14	3322	1/1	0.96	0.12	42,42,42,42	0
60	MG	1H	3138	1/1	0.96	0.52	81,81,81,81	0
60	MG	1H	3109	1/1	0.96	0.30	50,50,50,50	0
60	MG	13	1608	1/1	0.96	0.20	70,70,70,70	0
60	MG	13	1639	1/1	0.96	0.12	93,93,93,93	0
60	MG	1H	3399	1/1	0.96	0.11	60,60,60,60	0
60	MG	14	3221	1/1	0.96	0.27	56,56,56,56	0
60	MG	14	3130	1/1	0.96	0.25	53,53,53,53	0
60	MG	1H	3244	1/1	0.96	0.28	56,56,56,56	0
60	MG	14	3225	1/1	0.96	0.24	53,53,53,53	0
60	MG	2K	104	1/1	0.96	0.28	54,54,54,54	0
60	MG	14	3335	1/1	0.96	0.15	60,60,60,60	0
60	MG	1H	3402	1/1	0.96	0.11	109,109,109,109	0
60	MG	14	3027	1/1	0.96	0.25	65,65,65,65	0
60	MG	1H	3289	1/1	0.96	0.48	71,71,71,71	0
60	MG	13	1729	1/1	0.96	0.04	76,76,76,76	0
60	MG	1H	3174	1/1	0.96	0.60	53,53,53,53	0
60	MG	98	202	1/1	0.96	0.11	69,69,69,69	0
60	MG	13	1723	1/1	0.96	0.06	85,85,85,85	0
60	MG	14	3036	1/1	0.96	0.37	66,66,66,66	0
60	MG	14	3350	1/1	0.96	0.09	65,65,65,65	0
60	MG	C8	201	1/1	0.96	0.23	89,89,89,89	0
60	MG	14	3038	1/1	0.96	0.52	60,60,60,60	0
60	MG	14	3242	1/1	0.96	0.34	53,53,53,53	0
60	MG	13	1684	1/1	0.96	0.34	66,66,66,66	0
60	MG	1H	3051	1/1	0.96	0.36	61,61,61,61	0
60	MG	14	3041	1/1	0.96	0.29	72,72,72,72	0
60	MG	14	3246	1/1	0.96	0.45	81,81,81,81	0
60	MG	14	3247	1/1	0.96	0.24	73,73,73,73	0
60	MG	K8	101	1/1	0.96	0.34	69,69,69,69	0
60	MG	14	3043	1/1	0.96	0.33	64,64,64,64	0
60	MG	14	3047	1/1	0.96	0.29	72,72,72,72	0
60	MG	1H	3117	1/1	0.96	0.31	57,57,57,57	0
60	MG	1G	1601	1/1	0.96	0.35	59,59,59,59	0
60	MG	1H	3088	1/1	0.96	0.25	66,66,66,66	0
60	MG	1G	1603	1/1	0.96	0.11	79,79,79,79	0
60	MG	14	3369	1/1	0.96	0.11	79,79,79,79	0
60	MG	1H	3351	1/1	0.96	0.06	68,68,68,68	0

Continued on next page...

Continued from previous page...

Mol	Type	Chain	Res	Atoms	RSCC	RSR	B-factors(\AA^2)	Q<0.9
60	MG	14	3157	1/1	0.96	0.34	69,69,69,69	0
60	MG	14	3060	1/1	0.96	0.29	63,63,63,63	0
60	MG	1H	3414	1/1	0.96	0.07	75,75,75,75	0
60	MG	14	3160	1/1	0.96	0.34	56,56,56,56	0
60	MG	14	3376	1/1	0.96	0.04	91,91,91,91	0
60	MG	1H	3007	1/1	0.96	0.26	33,33,33,33	0
60	MG	1G	1672	1/1	0.96	0.20	84,84,84,84	0
60	MG	1G	1609	1/1	0.96	0.21	74,74,74,74	0
60	MG	1H	3416	1/1	0.96	0.07	55,55,55,55	0
60	MG	1H	3353	1/1	0.96	0.12	51,51,51,51	0
60	MG	14	3067	1/1	0.96	0.51	48,48,48,48	0
60	MG	1H	3183	1/1	0.96	0.30	61,61,61,61	0
60	MG	14	3168	1/1	0.96	0.49	77,77,77,77	0
60	MG	1H	3009	1/1	0.96	0.23	48,48,48,48	0
60	MG	14	3072	1/1	0.96	0.34	66,66,66,66	0
60	MG	1H	3257	1/1	0.96	0.08	52,52,52,52	0
60	MG	13	1734	1/1	0.96	0.10	108,108,108,108	0
60	MG	14	3076	1/1	0.96	0.34	44,44,44,44	0
60	MG	1H	3034	1/1	0.96	0.37	38,38,38,38	0
60	MG	1H	3221	1/1	0.96	0.37	58,58,58,58	0
60	MG	1H	3425	1/1	0.96	0.10	60,60,60,60	0
60	MG	14	3083	1/1	0.96	0.30	56,56,56,56	0
60	MG	14	3084	1/1	0.96	0.27	60,60,60,60	0
60	MG	1H	3015	1/1	0.96	0.22	56,56,56,56	0
60	MG	1H	3363	1/1	0.96	0.11	52,52,52,52	0
60	MG	1G	1622	1/1	0.96	0.43	52,52,52,52	0
60	MG	1H	3098	1/1	0.96	0.37	69,69,69,69	0
60	MG	1H	3189	1/1	0.96	0.24	62,62,62,62	0
60	MG	1H	3268	1/1	0.96	0.47	58,58,58,58	0
60	MG	14	3290	1/1	0.96	0.33	78,78,78,78	0
60	MG	14	3190	1/1	0.96	0.28	68,68,68,68	0
60	MG	1H	3064	1/1	0.96	0.20	51,51,51,51	0
60	MG	1H	3369	1/1	0.96	0.16	46,46,46,46	0
60	MG	1H	3228	1/1	0.96	0.12	42,42,42,42	0
60	MG	1H	3336	1/1	0.97	0.11	88,88,88,88	0
60	MG	1H	3014	1/1	0.97	0.33	52,52,52,52	0
60	MG	1H	3076	1/1	0.97	0.35	44,44,44,44	0
60	MG	13	1719	1/1	0.97	0.11	74,74,74,74	0
60	MG	14	3176	1/1	0.97	0.28	67,67,67,67	0
60	MG	1G	1614	1/1	0.97	0.19	109,109,109,109	0
60	MG	1H	3016	1/1	0.97	0.32	42,42,42,42	0
60	MG	1H	3344	1/1	0.97	0.17	47,47,47,47	0

Continued on next page...

Continued from previous page...

Mol	Type	Chain	Res	Atoms	RSCC	RSR	B-factors(\AA^2)	Q<0.9
60	MG	14	3292	1/1	0.97	0.14	77,77,77,77	0
60	MG	1H	3079	1/1	0.97	0.37	39,39,39,39	0
60	MG	14	3077	1/1	0.97	0.30	49,49,49,49	0
60	MG	14	3183	1/1	0.97	0.24	84,84,84,84	0
60	MG	1G	1686	1/1	0.97	0.18	115,115,115,115	0
60	MG	14	3080	1/1	0.97	0.27	78,78,78,78	0
60	MG	13	1731	1/1	0.97	0.08	63,63,63,63	0
60	MG	1H	3238	1/1	0.97	0.35	50,50,50,50	0
60	MG	1H	3119	1/1	0.97	0.46	67,67,67,67	0
60	MG	1H	3043	1/1	0.97	0.22	70,70,70,70	0
60	MG	1G	1691	1/1	0.97	0.11	85,85,85,85	0
60	MG	1G	1693	1/1	0.97	0.09	76,76,76,76	0
60	MG	1H	3422	1/1	0.97	0.04	87,87,87,87	0
60	MG	14	3089	1/1	0.97	0.34	52,52,52,52	0
60	MG	1H	3044	1/1	0.97	0.21	73,73,73,73	0
60	MG	1G	1696	1/1	0.97	0.07	108,108,108,108	0
60	MG	1H	3083	1/1	0.97	0.37	44,44,44,44	0
60	MG	1H	3161	1/1	0.97	0.23	50,50,50,50	0
60	MG	1H	3018	1/1	0.97	0.28	53,53,53,53	0
60	MG	1G	1628	1/1	0.97	0.12	78,78,78,78	0
60	MG	14	3097	1/1	0.97	0.39	54,54,54,54	0
60	MG	1H	3046	1/1	0.97	0.17	90,90,90,90	0
60	MG	14	3099	1/1	0.97	0.34	58,58,58,58	0
60	MG	14	3100	1/1	0.97	0.46	49,49,49,49	0
60	MG	1H	3019	1/1	0.97	0.23	33,33,33,33	0
60	MG	1K	101	1/1	0.97	0.04	93,93,93,93	0
60	MG	13	1732	1/1	0.97	0.07	86,86,86,86	0
60	MG	13	1627	1/1	0.97	0.39	50,50,50,50	0
60	MG	2L	101	1/1	0.97	0.25	72,72,72,72	0
60	MG	13	1604	1/1	0.97	0.29	74,74,74,74	0
60	MG	1H	3052	1/1	0.97	0.11	44,44,44,44	0
60	MG	1G	1637	1/1	0.97	0.22	67,67,67,67	0
60	MG	1H	3094	1/1	0.97	0.13	35,35,35,35	0
60	MG	14	3331	1/1	0.97	0.10	51,51,51,51	0
60	MG	14	3213	1/1	0.97	0.28	69,69,69,69	0
60	MG	1H	3210	1/1	0.97	0.29	72,72,72,72	0
60	MG	1H	3024	1/1	0.97	0.26	51,51,51,51	0
60	MG	14	3115	1/1	0.97	0.34	39,39,39,39	0
60	MG	14	3116	1/1	0.97	0.40	53,53,53,53	0
60	MG	14	3337	1/1	0.97	0.08	59,59,59,59	0
60	MG	14	3219	1/1	0.97	0.20	48,48,48,48	0
60	MG	1H	3055	1/1	0.97	0.20	45,45,45,45	0

Continued on next page...

Continued from previous page...

Mol	Type	Chain	Res	Atoms	RSCC	RSR	B-factors(\AA^2)	Q<0.9
60	MG	14	3340	1/1	0.97	0.10	50,50,50,50	0
60	MG	14	3011	1/1	0.97	0.21	58,58,58,58	0
60	MG	14	3222	1/1	0.97	0.30	43,43,43,43	0
60	MG	14	3120	1/1	0.97	0.28	53,53,53,53	0
60	MG	1H	3370	1/1	0.97	0.12	45,45,45,45	0
60	MG	13	1670	1/1	0.97	0.07	66,66,66,66	0
60	MG	14	3349	1/1	0.97	0.07	61,61,61,61	0
60	MG	1H	3372	1/1	0.97	0.10	61,61,61,61	0
60	MG	13	1687	1/1	0.97	0.12	73,73,73,73	0
60	MG	14	3228	1/1	0.97	0.36	76,76,76,76	0
60	MG	1H	3175	1/1	0.97	0.32	81,81,81,81	0
60	MG	14	3019	1/1	0.97	0.07	44,44,44,44	0
60	MG	14	3127	1/1	0.97	0.30	71,71,71,71	0
60	MG	1H	3376	1/1	0.97	0.10	43,43,43,43	0
60	MG	14	3359	1/1	0.97	0.11	69,69,69,69	0
60	MG	1H	3308	1/1	0.97	0.11	39,39,39,39	0
60	MG	14	3235	1/1	0.97	0.31	78,78,78,78	0
60	MG	14	3236	1/1	0.97	0.30	66,66,66,66	0
60	MG	14	3023	1/1	0.97	0.26	74,74,74,74	0
60	MG	1H	3260	1/1	0.97	0.15	62,62,62,62	0
60	MG	14	3239	1/1	0.97	0.37	83,83,83,83	0
60	MG	1H	3261	1/1	0.97	0.14	44,44,44,44	0
60	MG	1H	3059	1/1	0.97	0.46	41,41,41,41	0
60	MG	1H	3263	1/1	0.97	0.42	72,72,72,72	0
60	MG	1H	3313	1/1	0.97	0.09	36,36,36,36	0
60	MG	1H	3385	1/1	0.97	0.10	66,66,66,66	0
60	MG	1H	3177	1/1	0.97	0.32	62,62,62,62	0
60	MG	1H	3002	1/1	0.97	0.33	51,51,51,51	0
60	MG	14	3139	1/1	0.97	0.23	53,53,53,53	0
60	MG	1H	3219	1/1	0.97	0.25	123,123,123,123	0
60	MG	13	1651	1/1	0.97	0.30	54,54,54,54	0
60	MG	1H	3393	1/1	0.97	0.08	68,68,68,68	0
60	MG	1H	3321	1/1	0.97	0.12	57,57,57,57	0
60	MG	1H	3104	1/1	0.97	0.40	63,63,63,63	0
60	MG	1H	3323	1/1	0.97	0.10	58,58,58,58	0
60	MG	14	3146	1/1	0.97	0.25	74,74,74,74	0
60	MG	1H	3004	1/1	0.97	0.35	45,45,45,45	0
60	MG	13	1624	1/1	0.97	0.41	77,77,77,77	0
60	MG	14	3044	1/1	0.97	0.19	39,39,39,39	0
60	MG	14	3385	1/1	0.97	0.07	44,44,44,44	0
60	MG	14	3386	1/1	0.97	0.33	57,57,57,57	0
60	MG	14	3045	1/1	0.97	0.34	45,45,45,45	0

Continued on next page...

Continued from previous page...

Mol	Type	Chain	Res	Atoms	RSCC	RSR	B-factors(\AA^2)	Q<0.9
60	MG	14	3046	1/1	0.97	0.37	80,80,80,80	0
60	MG	1H	3067	1/1	0.97	0.26	46,46,46,46	0
60	MG	1H	3225	1/1	0.97	0.16	38,38,38,38	0
60	MG	14	3049	1/1	0.97	0.17	53,53,53,53	0
60	MG	14	3050	1/1	0.97	0.15	54,54,54,54	0
60	MG	14	3265	1/1	0.97	0.40	78,78,78,78	0
60	MG	14	3052	1/1	0.97	0.31	55,55,55,55	0
60	MG	13	1601	1/1	0.97	0.26	66,66,66,66	0
60	MG	14	3054	1/1	0.97	0.45	64,64,64,64	0
60	MG	13	1606	1/1	0.97	0.30	78,78,78,78	0
60	MG	13	1718	1/1	0.97	0.13	54,54,54,54	0
60	MG	14	3058	1/1	0.97	0.35	64,64,64,64	0
60	MG	1H	3333	1/1	0.97	0.10	55,55,55,55	0
60	MG	1H	3408	1/1	0.97	0.10	50,50,50,50	0
60	MG	1G	1606	1/1	0.97	0.08	85,85,85,85	0
60	MG	1G	1607	1/1	0.97	0.20	98,98,98,98	0
60	MG	1H	3037	1/1	0.97	0.24	53,53,53,53	0
61	ZN	3E	301	1/1	0.97	0.39	90,90,90,90	0
60	MG	1H	3013	1/1	0.97	0.30	48,48,48,48	0
60	MG	1G	1677	1/1	0.97	0.22	88,88,88,88	0
60	MG	14	3170	1/1	0.97	0.37	81,81,81,81	0
60	MG	14	3323	1/1	0.98	0.09	57,57,57,57	0
60	MG	1H	3315	1/1	0.98	0.12	59,59,59,59	0
60	MG	1H	3358	1/1	0.98	0.10	55,55,55,55	0
60	MG	14	3033	1/1	0.98	0.27	58,58,58,58	0
60	MG	14	3034	1/1	0.98	0.28	62,62,62,62	0
60	MG	14	3172	1/1	0.98	0.20	57,57,57,57	0
60	MG	14	3103	1/1	0.98	0.13	55,55,55,55	0
60	MG	3K	101	1/1	0.98	0.20	83,83,83,83	0
60	MG	2I	301	1/1	0.98	0.28	49,49,49,49	0
60	MG	1H	3226	1/1	0.98	0.08	41,41,41,41	0
60	MG	1H	3200	1/1	0.98	0.44	69,69,69,69	0
60	MG	14	3251	1/1	0.98	0.31	69,69,69,69	0
60	MG	1H	3319	1/1	0.98	0.11	46,46,46,46	0
60	MG	1G	1636	1/1	0.98	0.24	89,89,89,89	0
60	MG	14	3110	1/1	0.98	0.54	56,56,56,56	0
60	MG	13	1633	1/1	0.98	0.21	46,46,46,46	0
60	MG	1H	3053	1/1	0.98	0.23	51,51,51,51	0
60	MG	14	3113	1/1	0.98	0.34	58,58,58,58	0
60	MG	1H	3036	1/1	0.98	0.34	52,52,52,52	0
60	MG	14	3342	1/1	0.98	0.11	48,48,48,48	0
60	MG	14	3343	1/1	0.98	0.14	46,46,46,46	0

Continued on next page...

Continued from previous page...

Mol	Type	Chain	Res	Atoms	RSCC	RSR	B-factors(Å ²)	Q<0.9
60	MG	88	201	1/1	0.98	0.30	81,81,81,81	0
60	MG	13	1621	1/1	0.98	0.42	62,62,62,62	0
60	MG	98	201	1/1	0.98	0.27	62,62,62,62	0
60	MG	1H	3325	1/1	0.98	0.11	41,41,41,41	0
60	MG	14	3119	1/1	0.98	0.22	65,65,65,65	0
60	MG	1G	1644	1/1	0.98	0.24	85,85,85,85	0
60	MG	13	1694	1/1	0.98	0.09	115,115,115,115	0
60	MG	14	3352	1/1	0.98	0.12	77,77,77,77	0
60	MG	14	3353	1/1	0.98	0.07	72,72,72,72	0
60	MG	14	3051	1/1	0.98	0.26	61,61,61,61	0
60	MG	14	3267	1/1	0.98	0.26	71,71,71,71	0
60	MG	13	1685	1/1	0.98	0.06	80,80,80,80	0
60	MG	1H	3005	1/1	0.98	0.23	47,47,47,47	0
60	MG	13	1669	1/1	0.98	0.40	84,84,84,84	0
60	MG	1H	3373	1/1	0.98	0.09	70,70,70,70	0
60	MG	1H	3132	1/1	0.98	0.34	73,73,73,73	0
60	MG	1H	3084	1/1	0.98	0.14	43,43,43,43	0
60	MG	1H	3266	1/1	0.98	0.15	65,65,65,65	0
60	MG	13	1645	1/1	0.98	0.39	57,57,57,57	0
60	MG	13	1612	1/1	0.98	0.18	67,67,67,67	0
60	MG	1H	3269	1/1	0.98	0.34	58,58,58,58	0
60	MG	1H	3380	1/1	0.98	0.13	53,53,53,53	0
60	MG	1H	3010	1/1	0.98	0.38	50,50,50,50	0
60	MG	1H	3066	1/1	0.98	0.34	36,36,36,36	0
60	MG	1H	3383	1/1	0.98	0.13	64,64,64,64	0
60	MG	13	1672	1/1	0.98	0.28	63,63,63,63	0
60	MG	14	3068	1/1	0.98	0.37	53,53,53,53	0
60	MG	1H	3340	1/1	0.98	0.14	65,65,65,65	0
60	MG	14	3373	1/1	0.98	0.10	65,65,65,65	0
60	MG	13	1721	1/1	0.98	0.10	80,80,80,80	0
60	MG	14	3071	1/1	0.98	0.48	68,68,68,68	0
60	MG	14	3289	1/1	0.98	0.22	65,65,65,65	0
60	MG	14	3008	1/1	0.98	0.45	53,53,53,53	0
60	MG	14	3214	1/1	0.98	0.34	84,84,84,84	0
60	MG	14	3009	1/1	0.98	0.23	50,50,50,50	0
60	MG	14	3293	1/1	0.98	0.11	85,85,85,85	0
60	MG	14	3010	1/1	0.98	0.38	54,54,54,54	0
60	MG	1H	3388	1/1	0.98	0.10	57,57,57,57	0
60	MG	14	3296	1/1	0.98	0.24	135,135,135,135	0
60	MG	14	3012	1/1	0.98	0.32	59,59,59,59	0
60	MG	1H	3274	1/1	0.98	0.19	71,71,71,71	0
60	MG	14	3079	1/1	0.98	0.35	68,68,68,68	0

Continued on next page...

Continued from previous page...

Mol	Type	Chain	Res	Atoms	RSCC	RSR	B-factors(\AA^2)	Q<0.9
60	MG	1H	3435	1/1	0.98	0.09	36,36,36,36	0
60	MG	1H	3437	1/1	0.98	0.25	52,52,52,52	0
60	MG	14	3016	1/1	0.98	0.33	52,52,52,52	0
60	MG	13	1607	1/1	0.98	0.09	75,75,75,75	0
60	MG	1H	3391	1/1	0.98	0.06	58,58,58,58	0
60	MG	1H	3346	1/1	0.98	0.05	67,67,67,67	0
60	MG	14	3155	1/1	0.98	0.12	63,63,63,63	0
60	MG	14	3020	1/1	0.98	0.25	57,57,57,57	0
60	MG	29	301	1/1	0.98	0.30	48,48,48,48	0
60	MG	13	1611	1/1	0.98	0.08	84,84,84,84	0
60	MG	13	1712	1/1	0.98	0.13	112,112,112,112	0
60	MG	14	3310	1/1	0.98	0.14	46,46,46,46	0
60	MG	14	3231	1/1	0.98	0.26	79,79,79,79	0
60	MG	1H	3247	1/1	0.98	0.20	60,60,60,60	0
60	MG	14	3024	1/1	0.98	0.33	81,81,81,81	0
60	MG	1H	3095	1/1	0.98	0.21	49,49,49,49	0
60	MG	14	3315	1/1	0.98	0.10	52,52,52,52	0
60	MG	1G	1624	1/1	0.98	0.38	70,70,70,70	0
60	MG	14	3094	1/1	0.98	0.40	58,58,58,58	0
60	MG	1H	3032	1/1	0.98	0.38	41,41,41,41	0
60	MG	1H	3097	1/1	0.98	0.43	60,60,60,60	0
61	ZN	32	301	1/1	0.98	0.35	108,108,108,108	0
60	MG	1H	3121	1/1	0.98	0.17	43,43,43,43	0
60	MG	1H	3073	1/1	0.98	0.35	53,53,53,53	0
60	MG	1H	3320	1/1	0.99	0.11	41,41,41,41	0
60	MG	14	3006	1/1	0.99	0.30	49,49,49,49	0
60	MG	1H	3347	1/1	0.99	0.10	70,70,70,70	0
60	MG	1H	3062	1/1	0.99	0.21	39,39,39,39	0
60	MG	14	3345	1/1	0.99	0.15	69,69,69,69	0
60	MG	14	3035	1/1	0.99	0.33	57,57,57,57	0
60	MG	1H	3063	1/1	0.99	0.20	43,43,43,43	0
60	MG	1G	1692	1/1	0.99	0.12	67,67,67,67	0
60	MG	1H	3057	1/1	0.99	0.40	47,47,47,47	0
60	MG	16	209	1/1	0.99	0.12	81,81,81,81	0
60	MG	14	3316	1/1	0.99	0.12	58,58,58,58	0
60	MG	1H	3404	1/1	0.99	0.18	79,79,79,79	0
60	MG	1H	3033	1/1	0.99	0.31	61,61,61,61	0
60	MG	1H	3368	1/1	0.99	0.08	46,46,46,46	0
60	MG	1H	3386	1/1	0.99	0.10	53,53,53,53	0
60	MG	14	3287	1/1	0.99	0.15	57,57,57,57	0
60	MG	13	1602	1/1	0.99	0.21	65,65,65,65	0
60	MG	14	3073	1/1	0.99	0.43	40,40,40,40	0

Continued on next page...

Continued from previous page...

Mol	Type	Chain	Res	Atoms	RSCC	RSR	B-factors(\AA^2)	Q<0.9
60	MG	1H	3008	1/1	0.99	0.27	47,47,47,47	0
60	MG	1H	3354	1/1	0.99	0.07	39,39,39,39	0
60	MG	1H	3327	1/1	0.99	0.15	45,45,45,45	0
60	MG	1H	3075	1/1	0.99	0.28	41,41,41,41	0
60	MG	1H	3341	1/1	0.99	0.06	77,77,77,77	0
60	MG	1H	3092	1/1	0.99	0.22	44,44,44,44	0
60	MG	1H	3436	1/1	0.99	0.22	63,63,63,63	0
60	MG	1H	3394	1/1	0.99	0.10	43,43,43,43	0
60	MG	1H	3343	1/1	0.99	0.11	44,44,44,44	0
60	MG	1H	3011	1/1	0.99	0.20	37,37,37,37	0
60	MG	14	3055	1/1	0.99	0.40	60,60,60,60	0
60	MG	1H	3397	1/1	0.99	0.10	50,50,50,50	0
60	MG	14	3086	1/1	0.99	0.45	48,48,48,48	0
61	ZN	5I	102	1/1	0.99	0.14	90,90,90,90	0
60	MG	1H	3139	1/1	0.99	0.14	39,39,39,39	0
60	MG	14	3271	1/1	0.99	0.15	67,67,67,67	0
60	MG	14	3004	1/1	0.99	0.25	53,53,53,53	0
60	MG	14	3179	1/1	0.99	0.30	51,51,51,51	0

6.5 Other polymers [i](#)

There are no such residues in this entry.