



wwPDB X-ray Structure Validation Summary Report ⓘ

Jan 2, 2024 – 02:07 pm GMT

PDB ID : 4WSM
Title : Complex of 70S ribosome with tRNA-Leu and mRNA with G-U mismatch in the first position in the A- and P-sites
Authors : Rozov, A.; Demeshkina, N.; Yusupov, M.; Yusupova, G.
Deposited on : 2014-10-28
Resolution : 3.30 Å (reported)

This is a wwPDB X-ray Structure Validation Summary Report for a publicly released PDB entry.

We welcome your comments at validation@mail.wwpdb.org

A user guide is available at

<https://www.wwpdb.org/validation/2017/XrayValidationReportHelp>

with specific help available everywhere you see the ⓘ symbol.

The types of validation reports are described at

<http://www.wwpdb.org/validation/2017/FAQs#types>.

The following versions of software and data (see [references ⓘ](#)) were used in the production of this report:

MolProbity : 4.02b-467
Mogul : 1.8.4, CSD as541be (2020)
Xtriage (Phenix) : 1.13
EDS : 2.36
Percentile statistics : 20191225.v01 (using entries in the PDB archive December 25th 2019)
Refmac : 5.8.0158
CCP4 : 7.0.044 (Gargrove)
Ideal geometry (proteins) : Engh & Huber (2001)
Ideal geometry (DNA, RNA) : Parkinson et al. (1996)
Validation Pipeline (wwPDB-VP) : 2.36

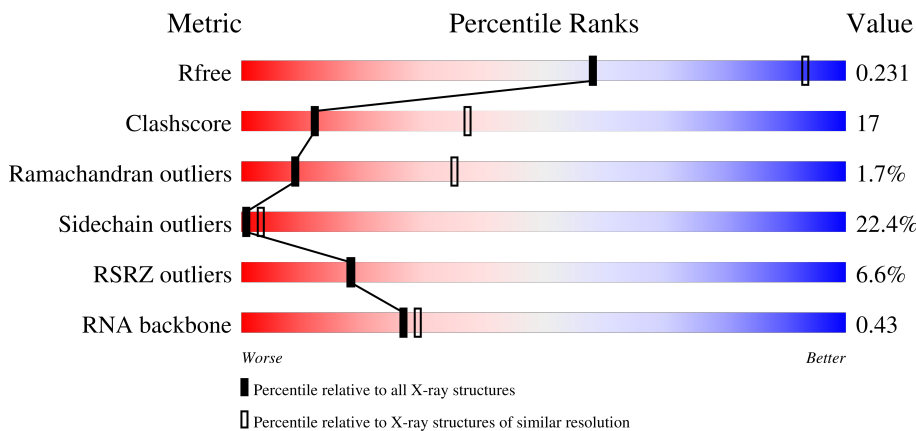
1 Overall quality at a glance

The following experimental techniques were used to determine the structure:

X-RAY DIFFRACTION

The reported resolution of this entry is 3.30 Å.

Percentile scores (ranging between 0-100) for global validation metrics of the entry are shown in the following graphic. The table shows the number of entries on which the scores are based.






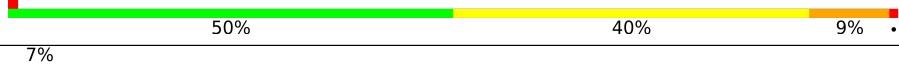






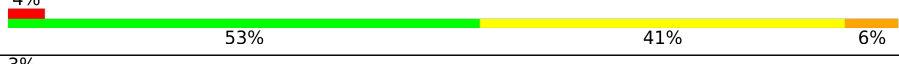

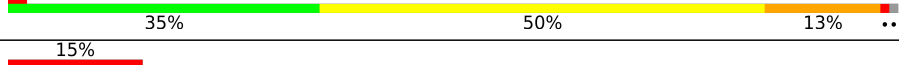


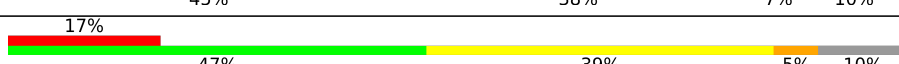









Metric	Whole archive (#Entries)	Similar resolution (#Entries, resolution range(Å))
R_{free}	130704	1149 (3.34-3.26)
Clashscore	141614	1205 (3.34-3.26)
Ramachandran outliers	138981	1183 (3.34-3.26)
Sidechain outliers	138945	1182 (3.34-3.26)
RSRZ outliers	127900	1115 (3.34-3.26)
RNA backbone	3102	1117 (3.70-2.90)

The table below summarises the geometric issues observed across the polymeric chains and their fit to the electron density. The red, orange, yellow and green segments of the lower bar indicate the fraction of residues that contain outliers for ≥ 3 , 2, 1 and 0 types of geometric quality criteria respectively. A grey segment represents the fraction of residues that are not modelled. The numeric value for each fraction is indicated below the corresponding segment, with a dot representing fractions $\leq 5\%$. The upper red bar (where present) indicates the fraction of residues that have poor fit to the electron density. The numeric value is given above the bar.

Mol	Chain	Length	Quality of chain
1	13	1522	 37% 44% 16% ..
1	1G	1522	 38% 42% 16% ..
2	12	256	 10% 40% 39% 12% 7%
2	1E	256	 6% 42% 40% 10% 7%

Continued on next page...

Continued from previous page...

Mol	Chain	Length	Quality of chain
3	22	239	
3	2E	239	
4	32	209	
4	3E	209	
5	42	162	
5	4E	162	
6	52	101	
6	5E	101	
7	62	156	
7	6E	156	
8	72	138	
8	7E	138	
9	82	128	
9	8E	128	
10	1A	105	
10	1I	105	
11	2A	129	
11	2I	129	
12	3A	132	
12	3I	132	
13	4A	126	
13	4I	126	
14	5A	61	
14	5I	61	
15	6A	89	








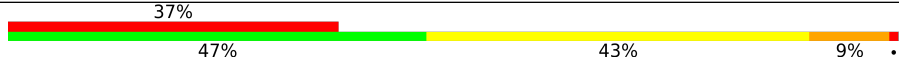





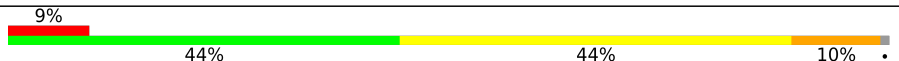
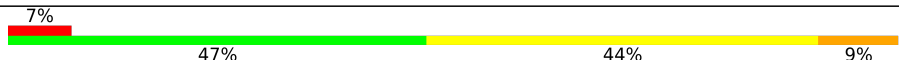
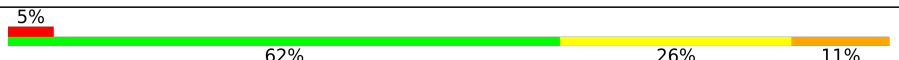









Continued on next page...

Continued from previous page...

Mol	Chain	Length	Quality of chain
15	6I	89	4% 54% 40% . .
16	7A	88	5% 49% 40% 7% 5%
16	7I	88	17% 45% 44% 6% 5%
17	8A	105	9% 47% 43% 5% 6%
17	8I	105	3% 53% 36% 6% 5%
18	9A	88	18% 42% 31% 6% 22%
18	9I	88	24% 42% 24% 10% 24%
19	AA	93	27% 30% 45% 9% 16%
19	AI	93	19% 40% 37% 6% . 14%
20	BA	106	% 42% 42% 8% 7%
20	BI	106	3% 49% 36% 8% 7%
21	1B	27	22% 52% 37% . 7%
21	1F	27	48% 37% 15%
22	1K	87	6% 38% 37% 24% .
22	1L	87	14% 30% 51% 17% .
23	2K	87	5% 30% 24% 26% 10% 9%
23	2L	87	6% 18% 33% 30% 10% 8%
24	3K	87	3% 24% 43% 18% . 11%
24	3L	87	3% 28% 37% 21% . 14%
25	4K	60	8% 12% 7% 73%
25	4L	60	3% 15% 13% 7% 65%
26	14	2917	% 36% 42% 18% .
26	1H	2917	% 33% 43% 20% .
27	16	122	36% 45% 17% .
27	1J	122	32% 45% 19% .

Continued on next page...

Continued from previous page...

Mol	Chain	Length	Quality of chain
28	11	276	 % 56% 35% 8% .
28	19	276	 4% 56% 33% 9% ..
29	21	206	 11% 39% 43% 16% .
29	29	206	 9% 42% 42% 13% .
30	31	210	 4% 46% 40% 10% .
30	39	210	 6% 38% 48% 13% ..
31	41	182	 30% 41% 48% 10% .
31	49	182	 37% 47% 43% 9% ..
32	51	180	 9% 38% 44% 13% ..
32	59	180	 27% 36% 46% 13% 6%
33	61	148	 14% 40% 47% 11% ..
33	69	148	 25% 41% 41% 17% ..
34	15	140	 6% 53% 34% 12% .
34	58	140	 9% 44% 44% 10% .
35	25	122	 7% 47% 44% 9%
35	68	122	 5% 62% 26% 11%
36	35	150	 11% 42% 35% 19% .
36	78	150	 33% 47% 15% ..
37	45	141	 23% 44% 43% 11% ..
37	88	141	 18% 49% 37% 13% .
38	55	118	 3% 39% 42% 18% ..
38	98	118	 4% 42% 38% 19% .
39	65	112	 14% 41% 40% 17% ..
39	A8	112	 12% 40% 43% 15% ..
40	75	146	 % 42% 42% 9% . 6%

Continued on next page...

Continued from previous page...

Mol	Chain	Length	Quality of chain
40	B8	146	
41	85	118	
41	C8	118	
42	95	101	
42	D8	101	
43	A5	113	
43	E8	113	
44	B5	96	
44	F8	96	
45	C5	110	
45	G8	110	
46	D5	206	
46	H8	206	
47	E5	85	
47	I8	85	
48	F5	98	
48	J8	98	
49	G5	72	
49	K8	72	
50	H5	60	
50	L8	60	
51	I5	71	
51	M8	71	
52	J5	60	
52	N8	60	

Continued on next page...

Continued from previous page...

Mol	Chain	Length	Quality of chain
53	L5	49	
53	P8	49	
54	M5	65	
54	Q8	65	

The following table lists non-polymeric compounds, carbohydrate monomers and non-standard residues in protein, DNA, RNA chains that are outliers for geometric or electron-density-fit criteria:

Mol	Type	Chain	Res	Chirality	Geometry	Clashes	Electron density
55	MG	13	1612	-	-	-	X
55	MG	13	1627	-	-	-	X
55	MG	13	1631	-	-	-	X
55	MG	13	1672	-	-	-	X
55	MG	13	1673	-	-	-	X
55	MG	13	1677	-	-	-	X
55	MG	13	1678	-	-	-	X
55	MG	13	1683	-	-	-	X
55	MG	13	1684	-	-	-	X
55	MG	13	1686	-	-	-	X
55	MG	13	1705	-	-	-	X
55	MG	13	1713	-	-	-	X
55	MG	13	1721	-	-	-	X
55	MG	13	1727	-	-	-	X
55	MG	14	3001	-	-	-	X
55	MG	14	3035	-	-	-	X
55	MG	14	3060	-	-	-	X
55	MG	14	3096	-	-	-	X
55	MG	14	3116	-	-	-	X
55	MG	14	3119	-	-	-	X
55	MG	14	3127	-	-	-	X
55	MG	14	3130	-	-	-	X
55	MG	14	3131	-	-	-	X
55	MG	14	3152	-	-	-	X
55	MG	14	3155	-	-	-	X
55	MG	14	3159	-	-	-	X
55	MG	14	3162	-	-	-	X
55	MG	14	3171	-	-	-	X
55	MG	14	3173	-	-	-	X
55	MG	14	3175	-	-	-	X

Continued on next page...

Continued from previous page...

Mol	Type	Chain	Res	Chirality	Geometry	Clashes	Electron density
55	MG	14	3200	-	-	-	X
55	MG	14	3202	-	-	-	X
55	MG	14	3204	-	-	-	X
55	MG	14	3221	-	-	-	X
55	MG	14	3229	-	-	-	X
55	MG	14	3230	-	-	-	X
55	MG	14	3233	-	-	-	X
55	MG	14	3235	-	-	-	X
55	MG	14	3247	-	-	-	X
55	MG	14	3252	-	-	-	X
55	MG	14	3265	-	-	-	X
55	MG	14	3272	-	-	-	X
55	MG	14	3275	-	-	-	X
55	MG	14	3276	-	-	-	X
55	MG	14	3292	-	-	-	X
55	MG	14	3301	-	-	-	X
55	MG	14	3306	-	-	-	X
55	MG	14	3319	-	-	-	X
55	MG	14	3323	-	-	-	X
55	MG	14	3324	-	-	-	X
55	MG	14	3352	-	-	-	X
55	MG	14	3358	-	-	-	X
55	MG	14	3367	-	-	-	X
55	MG	14	3369	-	-	-	X
55	MG	14	3372	-	-	-	X
55	MG	14	3374	-	-	-	X
55	MG	14	3381	-	-	-	X
55	MG	14	3385	-	-	-	X
55	MG	14	3386	-	-	-	X
55	MG	14	3388	-	-	-	X
55	MG	14	3393	-	-	-	X
55	MG	1G	1659	-	-	-	X
55	MG	1G	1690	-	-	-	X
55	MG	1G	1707	-	-	-	X
55	MG	1G	1708	-	-	-	X
55	MG	1G	1717	-	-	-	X
55	MG	1G	1729	-	-	-	X
55	MG	1H	3073	-	-	-	X
55	MG	1H	3086	-	-	-	X
55	MG	1H	3104	-	-	-	X
55	MG	1H	3125	-	-	-	X
55	MG	1H	3145	-	-	-	X

Continued on next page...

Continued from previous page...

Mol	Type	Chain	Res	Chirality	Geometry	Clashes	Electron density
55	MG	1H	3154	-	-	-	X
55	MG	1H	3158	-	-	-	X
55	MG	1H	3164	-	-	-	X
55	MG	1H	3175	-	-	-	X
55	MG	1H	3183	-	-	-	X
55	MG	1H	3188	-	-	-	X
55	MG	1H	3195	-	-	-	X
55	MG	1H	3206	-	-	-	X
55	MG	1H	3208	-	-	-	X
55	MG	1H	3211	-	-	-	X
55	MG	1H	3229	-	-	-	X
55	MG	1H	3241	-	-	-	X
55	MG	1H	3242	-	-	-	X
55	MG	1H	3248	-	-	-	X
55	MG	1H	3250	-	-	-	X
55	MG	1H	3259	-	-	-	X
55	MG	1H	3272	-	-	-	X
55	MG	1H	3279	-	-	-	X
55	MG	1H	3283	-	-	-	X
55	MG	1H	3313	-	-	-	X
55	MG	1H	3314	-	-	-	X
55	MG	1H	3319	-	-	-	X
55	MG	1H	3324	-	-	-	X
55	MG	1H	3338	-	-	-	X
55	MG	1H	3343	-	-	-	X
55	MG	1H	3361	-	-	-	X
55	MG	1H	3368	-	-	-	X
55	MG	1H	3380	-	-	-	X
55	MG	1H	3381	-	-	-	X
55	MG	1H	3400	-	-	-	X
55	MG	1H	3402	-	-	-	X
55	MG	1H	3404	-	-	-	X
55	MG	1H	3406	-	-	-	X
55	MG	45	201	-	-	-	X
55	MG	88	304	-	-	-	X

2 Entry composition

There are 57 unique types of molecules in this entry. The entry contains 299429 atoms, of which 0 are hydrogens and 0 are deuteriums.

In the tables below, the ZeroOcc column contains the number of atoms modelled with zero occupancy, the AltConf column contains the number of residues with at least one atom in alternate conformation and the Trace column contains the number of residues modelled with at most 2 atoms.

- Molecule 1 is a RNA chain called 16S ribosomal RNA.

Mol	Chain	Residues	Atoms					ZeroOcc	AltConf	Trace
			Total	C	N	O	P			
1	13	1507	Total 32389	C 14416	N 5999	O 10467	P 1507	0	0	0
1	1G	1513	Total 32511	C 14472	N 6018	O 10509	P 1512	0	0	0

- Molecule 2 is a protein called 30S ribosomal protein S2.

Mol	Chain	Residues	Atoms					ZeroOcc	AltConf	Trace
			Total	C	N	O	S			
2	1E	237	Total 1924	C 1228	N 344	O 347	S 5	0	0	0
2	12	237	Total 1924	C 1228	N 344	O 347	S 5	0	0	0

- Molecule 3 is a protein called 30S ribosomal protein S3.

Mol	Chain	Residues	Atoms					ZeroOcc	AltConf	Trace
			Total	C	N	O	S			
3	2E	205	Total 1605	C 1011	N 313	O 280	S 1	0	0	0
3	22	206	Total 1612	C 1016	N 314	O 281	S 1	0	0	0

- Molecule 4 is a protein called 30S ribosomal protein S4.

Mol	Chain	Residues	Atoms					ZeroOcc	AltConf	Trace
			Total	C	N	O	S			
4	3E	208	Total 1702	C 1066	N 339	O 290	S 7	0	0	0
4	32	208	Total 1702	C 1066	N 339	O 290	S 7	0	0	0

- Molecule 5 is a protein called 30S ribosomal protein S5.

Mol	Chain	Residues	Atoms					ZeroOcc	AltConf	Trace
5	4E	151	Total	C	N	O	S	0	0	0
			1155	729	218	204	4			
5	42	151	Total	C	N	O	S	0	0	0
			1155	729	218	204	4			

- Molecule 6 is a protein called 30S ribosomal protein S6.

Mol	Chain	Residues	Atoms					ZeroOcc	AltConf	Trace
6	5E	101	Total	C	N	O	S	0	0	0
			842	531	155	153	3			
6	52	101	Total	C	N	O	S	0	0	0
			842	531	155	153	3			

- Molecule 7 is a protein called 30S ribosomal protein S7.

Mol	Chain	Residues	Atoms					ZeroOcc	AltConf	Trace
7	6E	144	Total	C	N	O	S	0	0	0
			1157	718	230	203	6			
7	62	147	Total	C	N	O	S	0	0	0
			1200	750	237	207	6			

- Molecule 8 is a protein called 30S ribosomal protein S8.

Mol	Chain	Residues	Atoms					ZeroOcc	AltConf	Trace
8	7E	138	Total	C	N	O	S	0	0	0
			1115	705	215	192	3			
8	72	138	Total	C	N	O	S	0	0	0
			1115	705	215	192	3			

- Molecule 9 is a protein called 30S ribosomal protein S9.

Mol	Chain	Residues	Atoms				ZeroOcc	AltConf	Trace
9	8E	127	Total	C	N	O	0	0	0
			1009	639	197	173			
9	82	124	Total	C	N	O	0	0	0
			983	624	190	169			

- Molecule 10 is a protein called 30S ribosomal protein S10.

Mol	Chain	Residues	Atoms					ZeroOcc	AltConf	Trace
10	1I	99	Total	C	N	O	S	0	0	0
			801	504	157	139	1			

Continued on next page...

Continued from previous page...

Mol	Chain	Residues	Atoms					ZeroOcc	AltConf	Trace
			Total	C	N	O	S			
10	1A	99	801	504	157	139	1	0	0	0

- Molecule 11 is a protein called 30S ribosomal protein S11.

Mol	Chain	Residues	Atoms					ZeroOcc	AltConf	Trace
			Total	C	N	O	S			
11	2I	116	864	537	164	160	3	0	0	0
11	2A	116	864	537	164	160	3	0	0	0

- Molecule 12 is a protein called 30S ribosomal protein S12.

Mol	Chain	Residues	Atoms					ZeroOcc	AltConf	Trace
			Total	C	N	O	S			
12	3I	122	956	603	193	159	1	0	0	0
12	3A	125	975	614	196	164	1	0	0	0

- Molecule 13 is a protein called 30S ribosomal protein S13.

Mol	Chain	Residues	Atoms					ZeroOcc	AltConf	Trace
			Total	C	N	O	S			
13	4I	116	928	574	191	161	2	0	0	0
13	4A	116	928	574	191	161	2	0	0	0

- Molecule 14 is a protein called 30S ribosomal protein S14 type Z.

Mol	Chain	Residues	Atoms					ZeroOcc	AltConf	Trace
			Total	C	N	O	S			
14	5I	60	491	312	104	71	4	0	0	0
14	5A	58	475	303	99	69	4	0	0	0

- Molecule 15 is a protein called 30S ribosomal protein S15.

Mol	Chain	Residues	Atoms					ZeroOcc	AltConf	Trace
			Total	C	N	O	S			
15	6I	88	733	459	147	125	2	0	0	0
15	6A	88	733	459	147	125	2	0	0	0

- Molecule 16 is a protein called 30S ribosomal protein S16.

Mol	Chain	Residues	Atoms					ZeroOcc	AltConf	Trace
16	7I	84	Total	C	N	O	S	0	0	0
			705	446	140	118	1			
16	7A	84	Total	C	N	O	S	0	0	0
			705	446	140	118	1			

- Molecule 17 is a protein called 30S ribosomal protein S17.

Mol	Chain	Residues	Atoms					ZeroOcc	AltConf	Trace
17	8I	100	Total	C	N	O	S	0	0	0
			834	534	155	143	2			
17	8A	99	Total	C	N	O	S	0	0	0
			823	528	151	142	2			

- Molecule 18 is a protein called 30S ribosomal protein S18.

Mol	Chain	Residues	Atoms				ZeroOcc	AltConf	Trace
18	9I	67	Total	C	N	O	0	0	0
			550	352	107	91			
18	9A	69	Total	C	N	O	0	0	0
			564	361	110	93			

- Molecule 19 is a protein called 30S ribosomal protein S19.

Mol	Chain	Residues	Atoms					ZeroOcc	AltConf	Trace
19	AI	80	Total	C	N	O	S	0	0	0
			643	411	118	112	2			
19	AA	78	Total	C	N	O	S	0	0	0
			624	398	115	109	2			

- Molecule 20 is a protein called 30S ribosomal protein S20.

Mol	Chain	Residues	Atoms					ZeroOcc	AltConf	Trace
20	BI	99	Total	C	N	O	S	0	0	0
			762	470	162	128	2			
20	BA	99	Total	C	N	O	S	0	0	0
			762	470	162	128	2			

- Molecule 21 is a protein called 30S ribosomal protein Thx.

Mol	Chain	Residues	Atoms				ZeroOcc	AltConf	Trace
21	1F	23	Total	C	N	O	0	0	0
			199	122	48	29			
21	1B	25	Total	C	N	O	0	0	0
			217	134	52	31			

- Molecule 22 is a RNA chain called tRNA-Leu.

Mol	Chain	Residues	Atoms					ZeroOcc	AltConf	Trace
22	1K	87	Total	C	N	O	P	0	0	0
			1863	831	333	612	87			
22	1L	87	Total	C	N	O	P	0	0	0
			1863	831	333	612	87			

- Molecule 23 is a RNA chain called tRNA-Leu.

Mol	Chain	Residues	Atoms					ZeroOcc	AltConf	Trace
23	2K	79	Total	C	N	O	P	0	0	0
			1692	755	300	558	79			
23	2L	80	Total	C	N	O	P	0	0	0
			1712	764	303	565	80			

- Molecule 24 is a RNA chain called tRNA-Leu.

Mol	Chain	Residues	Atoms					ZeroOcc	AltConf	Trace
24	3K	77	Total	C	N	O	P	0	0	0
			1646	733	292	544	77			
24	3L	75	Total	C	N	O	P	0	0	0
			1601	713	282	531	75			

- Molecule 25 is a RNA chain called mRNA.

Mol	Chain	Residues	Atoms					ZeroOcc	AltConf	Trace
25	4K	16	Total	C	N	O	P	0	0	0
			336	150	50	120	16			
25	4L	21	Total	C	N	O	P	0	0	0
			438	196	64	157	21			

- Molecule 26 is a RNA chain called 23S ribosomal RNA.

Mol	Chain	Residues	Atoms					ZeroOcc	AltConf	Trace
26	1H	2912	Total	C	N	O	P	0	0	0
			62707	27911	11722	20163	2911			

Continued on next page...

Continued from previous page...

Mol	Chain	Residues	Atoms					ZeroOcc	AltConf	Trace
			Total	C	N	O	P			
26	14	2909	62647	27884	11716	20139	2908	0	0	0

There are 6 discrepancies between the modelled and reference sequences:

Chain	Residue	Modelled	Actual	Comment	Reference
1H	161	U	-	insertion	GB 48268
1H	493	G	-	insertion	GB 48268
1H	1228	G	-	insertion	GB 48268
14	161	U	-	insertion	GB 48268
14	493	G	-	insertion	GB 48268
14	1228	G	-	insertion	GB 48268

- Molecule 27 is a RNA chain called 5S ribosomal RNA.

Mol	Chain	Residues	Atoms					ZeroOcc	AltConf	Trace
			Total	C	N	O	P			
27	16	122	2617	1166	486	844	121	0	0	0
27	1J	122	2617	1166	486	844	121	0	0	0

- Molecule 28 is a protein called 50S ribosomal protein L2.

Mol	Chain	Residues	Atoms					ZeroOcc	AltConf	Trace
			Total	C	N	O	S			
28	11	273	2126	1341	424	358	3	0	0	0
28	19	273	2120	1338	421	358	3	0	0	0

- Molecule 29 is a protein called 50S ribosomal protein L3.

Mol	Chain	Residues	Atoms					ZeroOcc	AltConf	Trace
			Total	C	N	O	S			
29	21	205	1568	991	300	271	6	0	0	0
29	29	205	1568	991	300	271	6	0	0	0

- Molecule 30 is a protein called 50S ribosomal protein L4.

Mol	Chain	Residues	Atoms					ZeroOcc	AltConf	Trace
			Total	C	N	O	S			
30	31	202	1585	1011	297	275	2	0	0	0

Continued on next page...

Continued from previous page...

Mol	Chain	Residues	Atoms					ZeroOcc	AltConf	Trace
			Total	C	N	O	S			
30	39	208	1627	1037	304	283	3	0	0	0

- Molecule 31 is a protein called 50S ribosomal protein L5.

Mol	Chain	Residues	Atoms					ZeroOcc	AltConf	Trace
			Total	C	N	O	S			
31	41	181	1473	942	268	259	4	0	0	0
31	49	181	1473	942	268	259	4	0	0	0

- Molecule 32 is a protein called 50S ribosomal protein L6.

Mol	Chain	Residues	Atoms					ZeroOcc	AltConf	Trace
			Total	C	N	O	S			
32	51	174	1336	848	251	236	1	0	0	0
32	59	170	1307	829	245	232	1	0	0	0

- Molecule 33 is a protein called 50S ribosomal protein L9.

Mol	Chain	Residues	Atoms					ZeroOcc	AltConf	Trace
			Total	C	N	O	S			
33	61	146	1136	726	201	208	1	0	0	0
33	69	146	1136	726	201	208	1	0	0	0

- Molecule 34 is a protein called 50S ribosomal protein L13.

Mol	Chain	Residues	Atoms					ZeroOcc	AltConf	Trace
			Total	C	N	O	S			
34	58	138	1104	712	206	182	4	0	0	0
34	15	138	1104	712	206	182	4	0	0	0

- Molecule 35 is a protein called 50S ribosomal protein L14.

Mol	Chain	Residues	Atoms					ZeroOcc	AltConf	Trace
			Total	C	N	O	S			
35	68	122	932	588	171	169	4	0	0	0
35	25	122	932	588	171	169	4	0	0	0

- Molecule 36 is a protein called 50S ribosomal protein L15.

Mol	Chain	Residues	Atoms					ZeroOcc	AltConf	Trace
36	78	147	Total	C	N	O	S	0	0	0
			1122	698	229	192	3			
36	35	150	Total	C	N	O	S	0	0	0
			1144	712	232	197	3			

- Molecule 37 is a protein called 50S ribosomal protein L16.

Mol	Chain	Residues	Atoms					ZeroOcc	AltConf	Trace
37	88	141	Total	C	N	O	S	0	0	0
			1121	715	212	187	7			
37	45	140	Total	C	N	O	S	0	0	0
			1113	710	211	186	6			

- Molecule 38 is a protein called 50S ribosomal protein L17.

Mol	Chain	Residues	Atoms					ZeroOcc	AltConf	Trace
38	98	118	Total	C	N	O	S	0	0	0
			967	604	203	159	1			
38	55	117	Total	C	N	O		0	0	0
			959	599	202	158				

- Molecule 39 is a protein called 50S ribosomal protein L18.

Mol	Chain	Residues	Atoms				ZeroOcc	AltConf	Trace
39	A8	111	Total	C	N	O	0	0	0
			881	556	176	149			
39	65	111	Total	C	N	O	0	0	0
			881	556	176	149			

- Molecule 40 is a protein called 50S ribosomal protein L19.

Mol	Chain	Residues	Atoms					ZeroOcc	AltConf	Trace
40	B8	129	Total	C	N	O	S	0	0	0
			1081	674	223	183	1			
40	75	137	Total	C	N	O	S	0	0	0
			1141	710	234	196	1			

- Molecule 41 is a protein called 50S ribosomal protein L20.

Mol	Chain	Residues	Atoms					ZeroOcc	AltConf	Trace
41	C8	117	Total	C	N	O	S	0	0	0
			963	610	202	150	1			
41	85	117	Total	C	N	O	S	0	0	0
			963	610	202	150	1			

- Molecule 42 is a protein called 50S ribosomal protein L21.

Mol	Chain	Residues	Atoms					ZeroOcc	AltConf	Trace
42	D8	101	Total	C	N	O	S	0	0	0
			778	501	142	134	1			
42	95	101	Total	C	N	O	S	0	0	0
			778	501	142	134	1			

- Molecule 43 is a protein called 50S ribosomal protein L22.

Mol	Chain	Residues	Atoms					ZeroOcc	AltConf	Trace
43	E8	112	Total	C	N	O	S	0	0	0
			890	560	175	153	2			
43	A5	113	Total	C	N	O	S	0	0	0
			899	566	177	154	2			

- Molecule 44 is a protein called 50S ribosomal protein L23.

Mol	Chain	Residues	Atoms					ZeroOcc	AltConf	Trace
44	F8	94	Total	C	N	O	S	0	0	0
			742	482	134	125	1			
44	B5	92	Total	C	N	O		0	0	0
			725	471	131	123				

- Molecule 45 is a protein called 50S ribosomal protein L24.

Mol	Chain	Residues	Atoms					ZeroOcc	AltConf	Trace
45	G8	103	Total	C	N	O	S	0	0	0
			783	504	148	126	5			
45	C5	104	Total	C	N	O	S	0	0	0
			794	510	152	127	5			

- Molecule 46 is a protein called 50S ribosomal protein L25.

Mol	Chain	Residues	Atoms					ZeroOcc	AltConf	Trace
46	H8	171	Total	C	N	O	S	0	0	0
			1373	876	247	247	3			

Continued on next page...

Continued from previous page...

Mol	Chain	Residues	Atoms					ZeroOcc	AltConf	Trace
			Total	C	N	O	S			
46	D5	135	1120	720	202	195	3	0	0	0

- Molecule 47 is a protein called 50S ribosomal protein L27.

Mol	Chain	Residues	Atoms					ZeroOcc	AltConf	Trace
			Total	C	N	O	S			
47	I8	83	656	407	139	109	1	0	0	0
47	E5	80	627	388	132	106	1	0	0	0

There are 4 discrepancies between the modelled and reference sequences:

Chain	Residue	Modelled	Actual	Comment	Reference
I8	6	ALA	GLY	conflict	UNP P60493
I8	8	ALA	GLY	conflict	UNP P60493
E5	6	ALA	GLY	conflict	UNP P60493
E5	8	ALA	GLY	conflict	UNP P60493

- Molecule 48 is a protein called 50S ribosomal protein L28.

Mol	Chain	Residues	Atoms					ZeroOcc	AltConf	Trace
			Total	C	N	O	S			
48	J8	95	746	469	148	128	1	0	0	0
48	F5	94	737	463	146	127	1	0	0	0

- Molecule 49 is a protein called 50S ribosomal protein L29.

Mol	Chain	Residues	Atoms					ZeroOcc	AltConf	Trace
			Total	C	N	O	S			
49	K8	68	575	358	116	100	1	0	0	0
49	G5	67	567	351	115	100	1	0	0	0

- Molecule 50 is a protein called 50S ribosomal protein L30.

Mol	Chain	Residues	Atoms				ZeroOcc	AltConf	Trace
			Total	C	N	O			
50	L8	57	452	288	88	76	0	0	0
50	H5	59	468	298	90	80	0	0	0

- Molecule 51 is a protein called 50S ribosomal protein L31.

Mol	Chain	Residues	Atoms					ZeroOcc	AltConf	Trace
51	M8	66	Total	C	N	O	S	0	0	0
			533	335	96	97	5			
51	I5	63	Total	C	N	O	S	0	0	0
			515	326	93	91	5			

- Molecule 52 is a protein called 50S ribosomal protein L32.

Mol	Chain	Residues	Atoms					ZeroOcc	AltConf	Trace
52	N8	55	Total	C	N	O	S	0	0	0
			429	269	86	69	5			
52	J5	56	Total	C	N	O	S	0	0	0
			434	272	87	70	5			

- Molecule 53 is a protein called 50S ribosomal protein L34.

Mol	Chain	Residues	Atoms					ZeroOcc	AltConf	Trace
53	P8	47	Total	C	N	O	S	0	0	0
			409	251	102	54	2			
53	L5	47	Total	C	N	O	S	0	0	0
			409	251	102	54	2			

- Molecule 54 is a protein called 50S ribosomal protein L35.

Mol	Chain	Residues	Atoms					ZeroOcc	AltConf	Trace
54	Q8	60	Total	C	N	O	S	0	0	0
			480	306	98	74	2			
54	M5	53	Total	C	N	O	S	0	0	0
			422	270	87	63	2			

- Molecule 55 is MAGNESIUM ION (three-letter code: MG) (formula: Mg).

Mol	Chain	Residues	Atoms		ZeroOcc	AltConf
55	13	146	Total	Mg	0	0
			146	146		
55	3E	1	Total	Mg	0	0
			1	1		
55	5E	1	Total	Mg	0	0
			1	1		
55	3I	1	Total	Mg	0	0
			1	1		

Continued on next page...

Continued from previous page...

Mol	Chain	Residues	Atoms	ZeroOcc	AltConf
55	1K	1	Total Mg 1 1	0	0
55	2K	3	Total Mg 3 3	0	0
55	1H	512	Total Mg 512 512	0	0
55	16	5	Total Mg 5 5	0	0
55	11	1	Total Mg 1 1	0	0
55	21	2	Total Mg 2 2	0	0
55	31	1	Total Mg 1 1	0	0
55	78	1	Total Mg 1 1	0	0
55	88	4	Total Mg 4 4	0	0
55	98	1	Total Mg 1 1	0	0
55	G8	1	Total Mg 1 1	0	0
55	I8	2	Total Mg 2 2	0	0
55	J8	1	Total Mg 1 1	0	0
55	P8	1	Total Mg 1 1	0	0
55	1G	143	Total Mg 143 143	0	0
55	32	1	Total Mg 1 1	0	0
55	7A	1	Total Mg 1 1	0	0
55	2L	2	Total Mg 2 2	0	0
55	14	490	Total Mg 490 490	0	0
55	1J	2	Total Mg 2 2	0	0
55	29	3	Total Mg 3 3	0	0

Continued on next page...

Continued from previous page...

Mol	Chain	Residues	Atoms		ZeroOcc	AltConf
55	25	1	Total 1	Mg 1	0	0
55	45	2	Total 2	Mg 2	0	0
55	85	2	Total 2	Mg 2	0	0
55	E5	2	Total 2	Mg 2	0	0

- Molecule 56 is ZINC ION (three-letter code: ZN) (formula: Zn).

Mol	Chain	Residues	Atoms		ZeroOcc	AltConf
56	3E	1	Total 1	Zn 1	0	0
56	5I	1	Total 1	Zn 1	0	0
56	G8	1	Total 1	Zn 1	0	0
56	32	1	Total 1	Zn 1	0	0
56	5A	1	Total 1	Zn 1	0	0
56	C5	1	Total 1	Zn 1	0	0

- Molecule 57 is water.

Mol	Chain	Residues	Atoms		ZeroOcc	AltConf
57	13	74	Total 74	O 74	0	0
57	3E	1	Total 1	O 1	0	0
57	6I	1	Total 1	O 1	0	0
57	BI	1	Total 1	O 1	0	0
57	1H	552	Total 552	O 552	0	0
57	11	1	Total 1	O 1	0	0
57	21	1	Total 1	O 1	0	0

Continued on next page...

Continued from previous page...

Mol	Chain	Residues	Atoms	ZeroOcc	AltConf
57	31	4	Total O 4 4	0	0
57	78	2	Total O 2 2	0	0
57	B8	1	Total O 1 1	0	0
57	C8	2	Total O 2 2	0	0
57	D8	1	Total O 1 1	0	0
57	E8	1	Total O 1 1	0	0
57	I8	3	Total O 3 3	0	0
57	J8	1	Total O 1 1	0	0
57	P8	1	Total O 1 1	0	0
57	1G	73	Total O 73 73	0	0
57	6A	2	Total O 2 2	0	0
57	7A	1	Total O 1 1	0	0
57	4L	2	Total O 2 2	0	0
57	14	520	Total O 520 520	0	0
57	19	8	Total O 8 8	0	0
57	29	2	Total O 2 2	0	0
57	39	4	Total O 4 4	0	0
57	35	1	Total O 1 1	0	0
57	55	2	Total O 2 2	0	0
57	85	1	Total O 1 1	0	0
57	A5	1	Total O 1 1	0	0

Continued on next page...

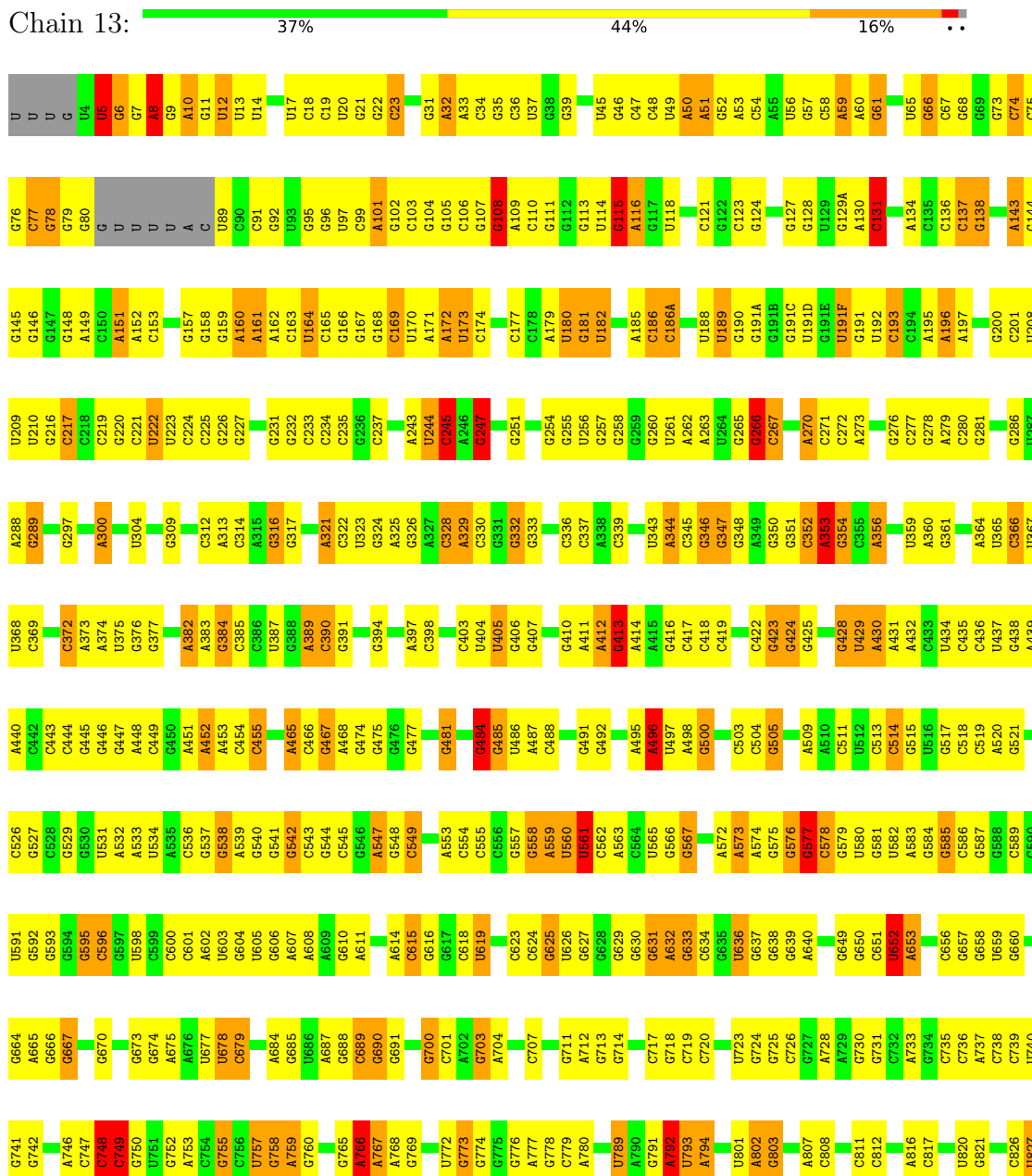
Continued from previous page...

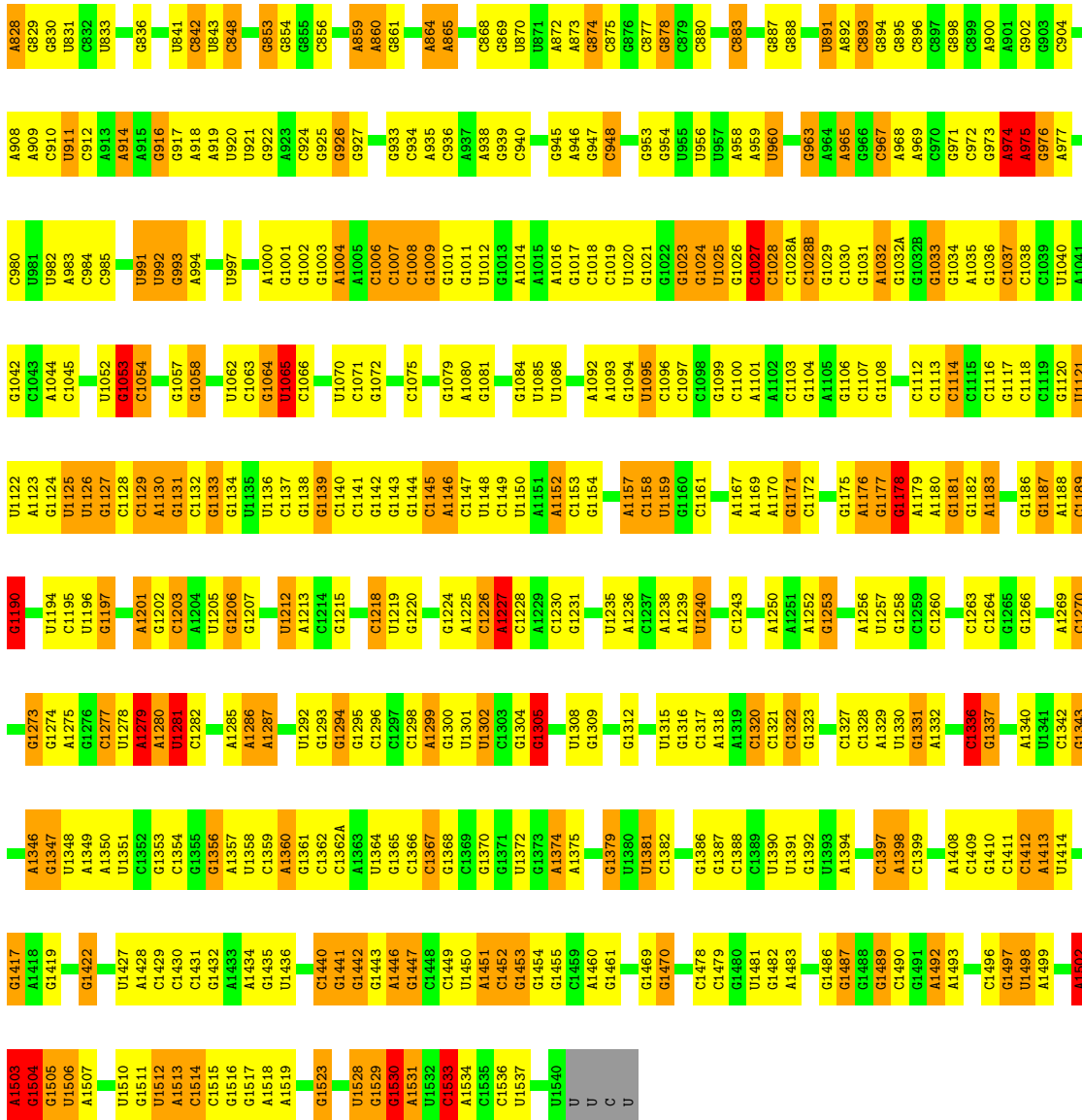
Mol	Chain	Residues	Atoms		ZeroOcc	AltConf
57	M5	3	Total	O	0	0
			3	3		

3 Residue-property plots

These plots are drawn for all protein, RNA, DNA and oligosaccharide chains in the entry. The first graphic for a chain summarises the proportions of the various outlier classes displayed in the second graphic. The second graphic shows the sequence view annotated by issues in geometry and electron density. Residues are color-coded according to the number of geometric quality criteria for which they contain at least one outlier: green = 0, yellow = 1, orange = 2 and red = 3 or more. A red dot above a residue indicates a poor fit to the electron density ($RSRZ > 2$). Stretches of 2 or more consecutive residues without any outlier are shown as a green connector. Residues present in the sample, but not in the model, are shown in grey.

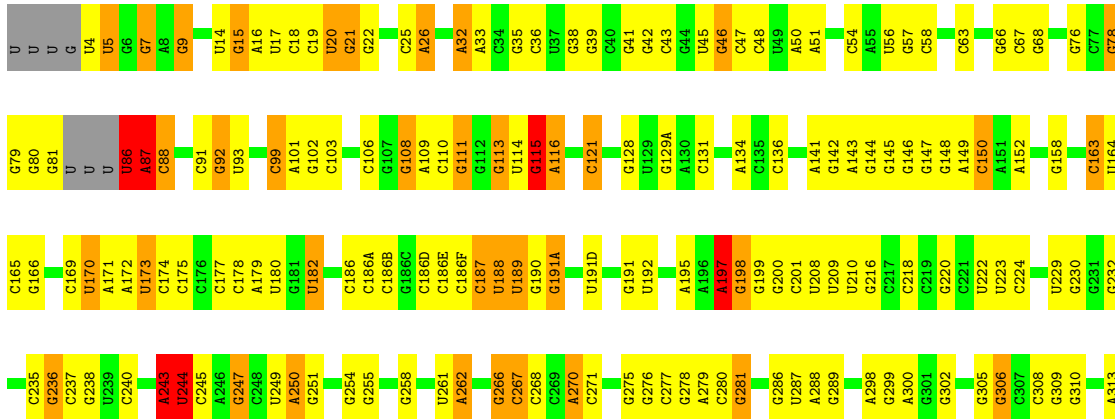
- Molecule 1: 16S ribosomal RNA



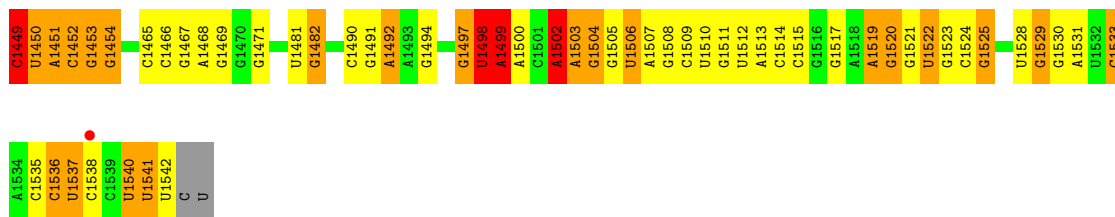


● Molecule 1: 16S ribosomal RNA

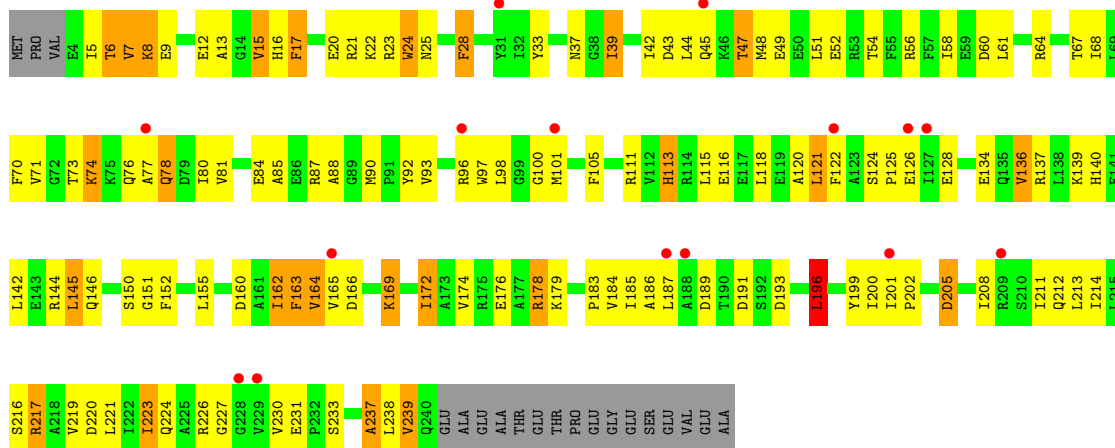
Chain 1G: 38% 42% 16% ..



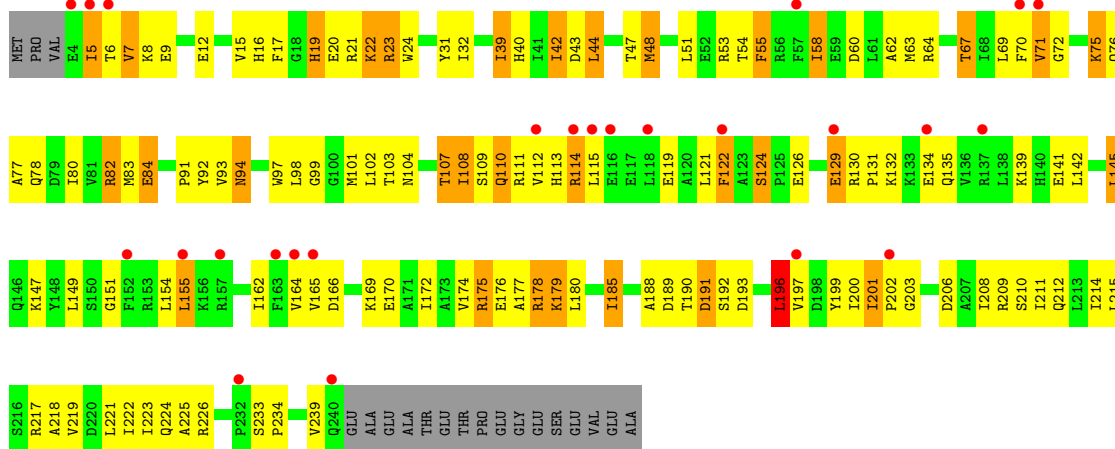
A1357	A1358	C1359	A1362A	A1363	U1364	G1365	G1370	G1371	U1372	G1373	A1374	A1375	G1379	C1383	C1384	G1385	G1386	G1387	C1388	C1389	U1391	G1392	C1397	A1398	C1399	C1400	C1402	C1403	C1411	C1412	A1413	U1414	G1415	G1416	G1417	A1418	G1419	G1423	G1424	U1425	G1435	U1436	C1437	G1442	G1443	A1446	G1447	C1448									
A1289	G1290	G1291	G1294	G1295	C1296	C1297	C1298	A1299	G1300	U1301	G1305	A1306	U1307	U1308	G1309	G1312	U1313	C1314	U1315	G1316	C1317	A1318	A1319	C1321	C1322	A1323	A1324	C1325	C1326	C1327	A1328	A1329	U1330	G1331	C1335	U1336	G1337	G1338	A1339	A1340	U1341	G1342	G1343	C1344	U1345	A1346	U1347	U1348	C1352	G1353	C1354	A1287	C1355	A1288			
G1215	G1216	C1217	C1218	U1219	G1222	G1223	G1224	C1225	C1226	A1227	A1236	C1237	U1238	U1239	U1240	G1241	A1245	C1246	A1250	A1251	A1252	G1253	A1254	C1321	C1322	U1257	G1258	C1259	C1260	G1262	A1261	C1263	C1264	G1265	A1268	A1269	C1270	G1271	G1272	C1273	G1274	A1275	G1276	C1277	U1278	A1279	A1280	U1281	C1282	A1285	A1286	A1287	A1288				
C1147	U1148	C1149	U1150	A1151	A1152	C1153	G1154	C1155	G1156	A1157	C1158	G1159	C1161	G1171	C1172	G1173	G1174	A1175	A1176	G1177	A1178	A1179	A1180	G1181	A1182	A1183	G1184	G1185	G1186	A1187	A1188	C1189	A1190	A1191	C1192	U1193	U1196	C1197	G1197	G1198	U1199	C1200	A1201	G1202	G1203	A1204	U1205	G1206	G1207	C1208	C1209	C1210	U1211	A1212	U1213	A1214	
G1080	G1081	G1082	U1083	U1084	U1085	U1086	U1087	G1088	A1093	U1094	U1095	C1096	G1099	C1100	A1101	A1102	G1106	U1107	G1108	C1109	A1110	A1111	C1112	C1113	C1116	C1117	C1118	C1119	U1122	U1123	A1123	G1124	U1125	U1126	G1127	C1128	C1129	A1130	G1131	C1132	A1201	G1133	G1134	U1135	U1136	C1137	G1138	C1139	C1140	G1141	C1142	G1143	G1144	C1145	A1146		
G1013	A1014	A1015	A1016	G1017	C1018	C1019	U1020	A1021	G1022	U1023	G1024	U1025	G1026	C1028	C1029	C1028A	C1028B	G1032	U1032A	G1032B	G1033	G1034	A1035	C1037	C1038	C1039	U1040	C1043	A1044	U1045	A1046	G1047	U1052	G1053	A1054	C1055	A1056	U1056	G1057	C1058	C1059	G1063	G1064	U1065	C1066	A1067	G1068	A1095	C1069	U1070	C1071	G1072	C1075				
G944	G945	G954	U955	U956	U957	A958	A959	U960	U961	C962	G963	G966	C967	A968	A969	C970	G971	C972	G973	A974	A975	G976	A977	A978	C979	C980	U981	U982	A983	C984	C985	A986	G987	G988	A914	C989	C990	U991	U992	G993	A994	C995	G998	C998A	U999	A1000	G1001	G1002	G1003	A1004	C996	A1005	C1006	G1009	G1010	G1011	U1012
G855	G858	A859	A860	G861	G862	C866	G869	A872	A873	G874	C875	G876	A877	C877	G878	G880	U881	A892	C893	U894	C895	C896	A897	C898	G902	C912	U913	A909	C910	A913	G914	A915	G916	U920	U921	G922	A923	C924	G925	C926	U835	U836	G837	G838	U841	C934	U843	C936	A937	U850	G851	G852	G853	U943			
U826	G627	G628	G629	A632	G633	U636	G637	U641	U646	G647	G651	U652	A653	G661	G662	A663	G664	A665	G666	G667	G668	G671	G672	G673	G674	A675	A676	U677	G682	G683	A684	G685	U686	A687	G688	C689	G690	A691	U692	G693	A694	A695	G698	U699	C701	A702	G703	A704	C707								
C708	G709	G710	G711	A712	G713	G714	G718	C719	G720	G721	A722	U723	G724	G725	C726	G730	G731	A733	U734	C735	A736	A737	C738	G741	G742	U743	G744	G745	A746	U747	C748	C749	G750	G751	G752	A753	C754	G755	G758	A759	G761	C762	G763	G764	G765	A766	A767	U768	C770	G773	G774						
G775	G776	A777	A782	G783	G784	G785	G786	A787	A790	G791	A792	U793	A794	C795	G799	A802	G803	U804	C805	A806	A807	C808	C812	U813	C817	G818	A819	U820	G821	C822	G823	U824	G825	C826	U827	A828	G829	U833	C834	U835	G836	G837	G838	U841	C842	U843	C844	C845	C846	C847	C848	U850	G851	G852	G853	G854	
U551	U552	A553	G554	U555	A559	U560	U561	U562	A563	U565	G566	G567	G568	A569	U570	U571	A572	C573	A574	G575	A576	U577	C578	C514	G515	U516	G517	C518	C519	C522	A523	C526	G527	C528	G529	U605	A607	A608	A532	A533	U613	A614	C615	G616	G617	G618	U619	C620	A621	A622	C623	G624	G625				
A393	G396	A397	C398	C401	G402	G406	G407	A408	G409	G410	A411	A412	A414	U421	C422	G423	G424	G425	G426	U427	G428	U429	A430	A431	A432	C433	U434	C435	U436	U437	G438	A439	A440	C442	C443	G446	G447	A448	C449	A451	A452	C458	G464	A465	C466	U467	A468	G469	G474	G475	G476	G477					
C314	A315	G316	C320	A321	C322	U323	G324	A325	G326	A327	C328	A329	G332	C345	G346	G347	G350	G351	C352	A353	G354	C355	A356	U359	A360	A363	A364	U365	C366	U367	C370	G371	C372	A373	A374	U375	G376	G377	G380	C381	A382	A383	G384	C385	C386	U387	A388	A389	C390	G391	G392						



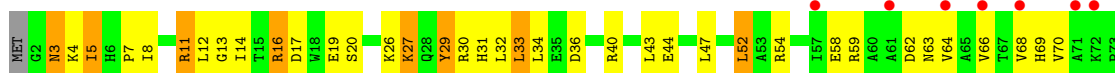
• Molecule 2: 30S ribosomal protein S2

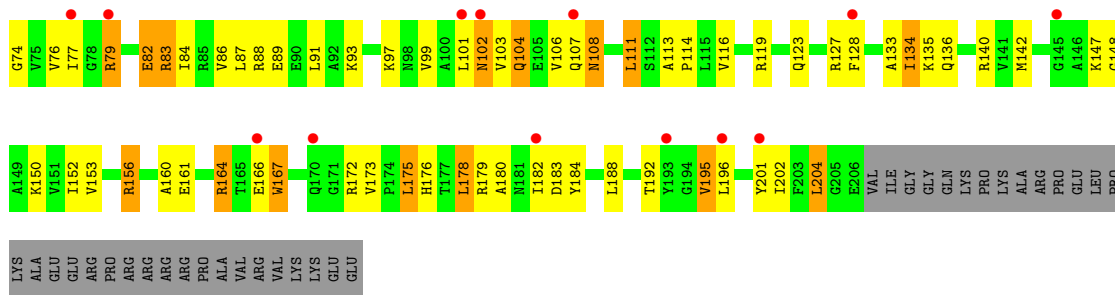


• Molecule 2: 30S ribosomal protein S2

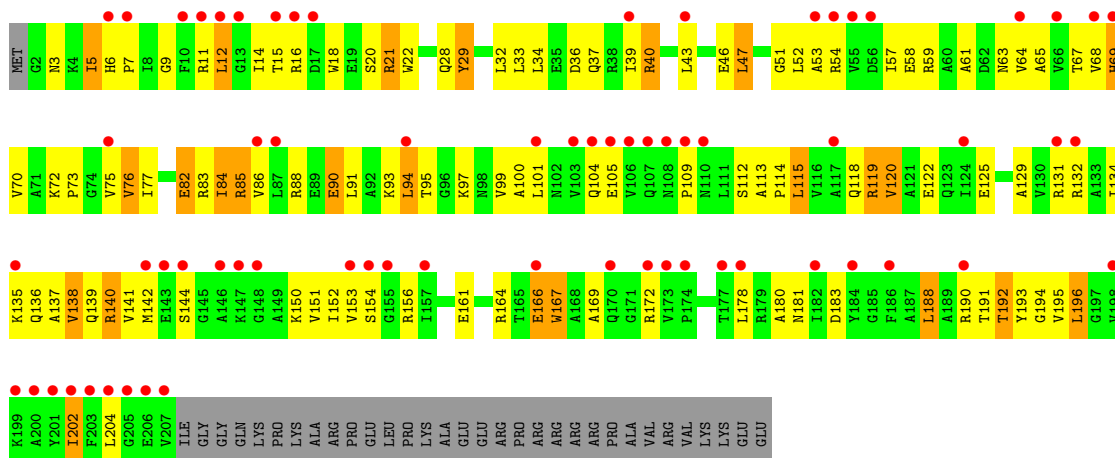


• Molecule 3: 30S ribosomal protein S3

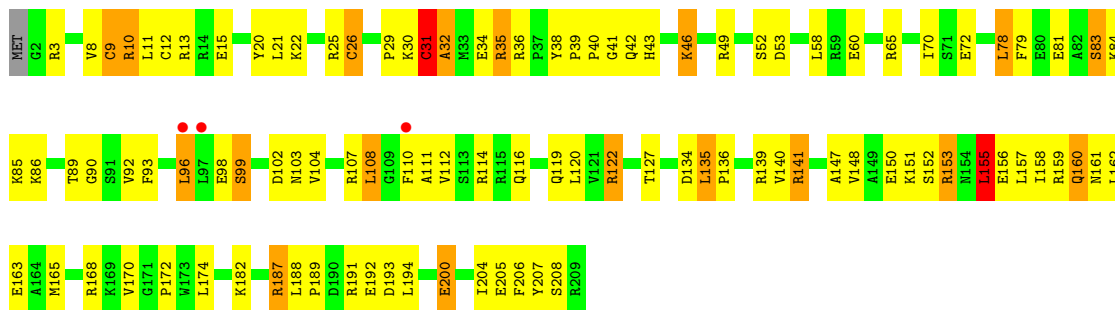




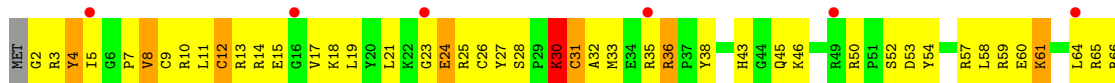
• Molecule 3: 30S ribosomal protein S3

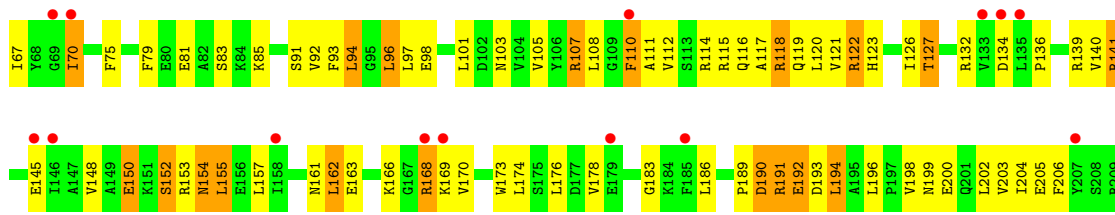


• Molecule 4: 30S ribosomal protein S4

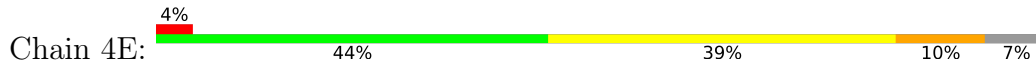


• Molecule 4: 30S ribosomal protein S4

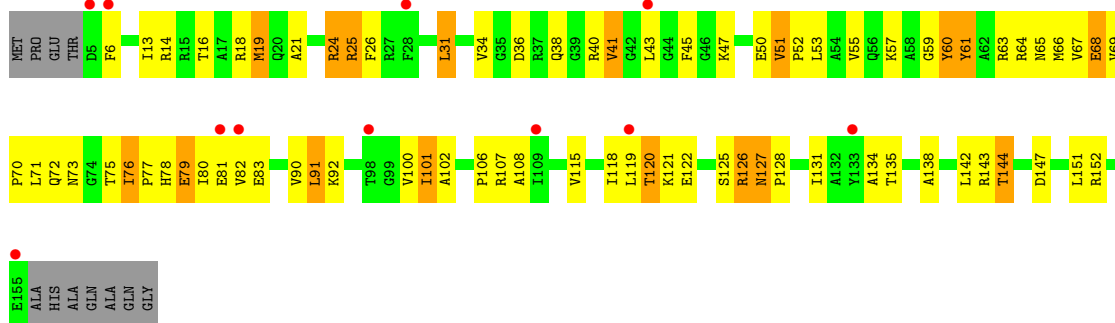




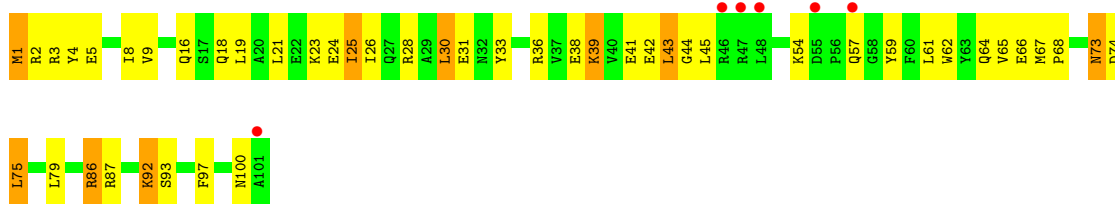
- Molecule 5: 30S ribosomal protein S5



- Molecule 5: 30S ribosomal protein S5

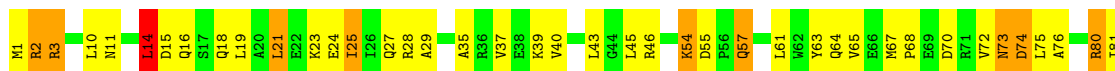


- Molecule 6: 30S ribosomal protein S6

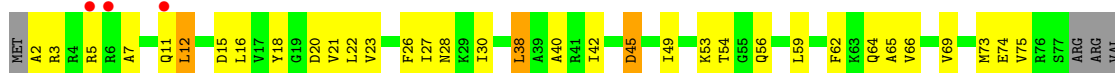


- Molecule 6: 30S ribosomal protein S6

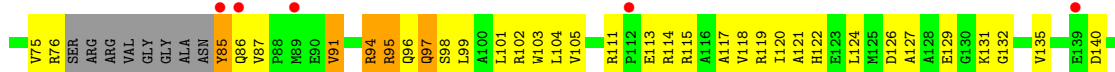
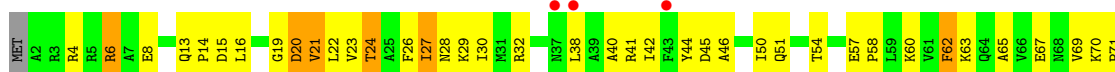
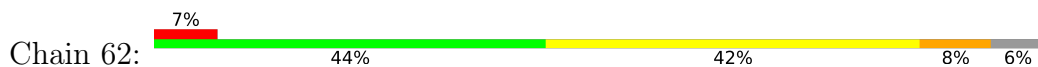




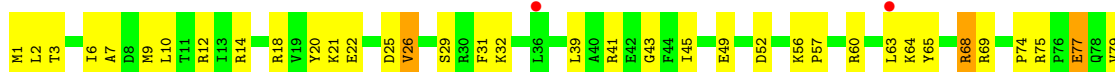
• Molecule 7: 30S ribosomal protein S7



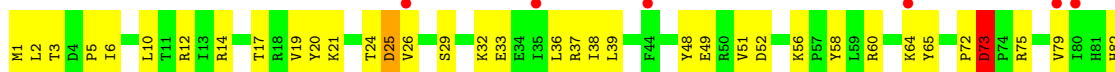
• Molecule 7: 30S ribosomal protein S7

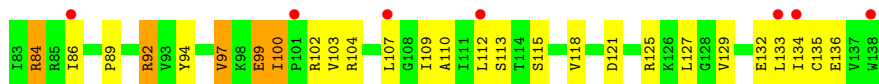


• Molecule 8: 30S ribosomal protein S8



• Molecule 8: 30S ribosomal protein S8

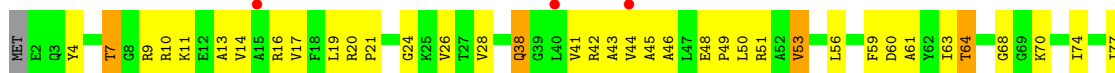




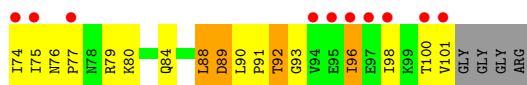
- Molecule 9: 30S ribosomal protein S9



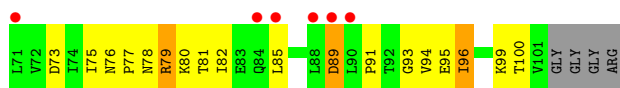
- Molecule 9: 30S ribosomal protein S9



- Molecule 10: 30S ribosomal protein S10

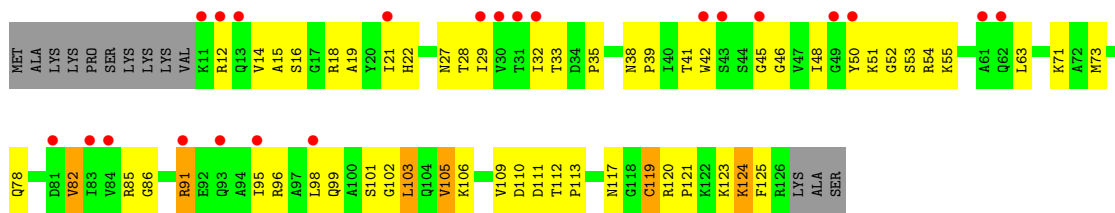


- Molecule 10: 30S ribosomal protein S10

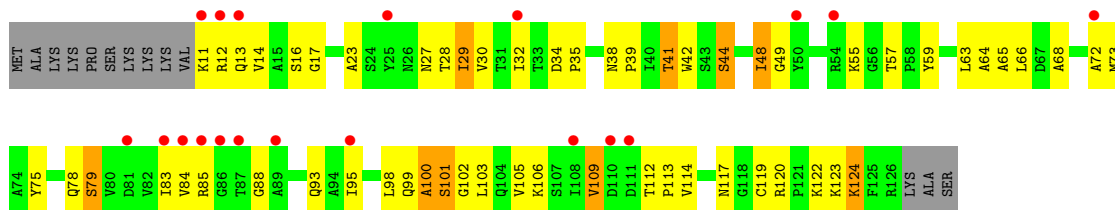


- Molecule 11: 30S ribosomal protein S11

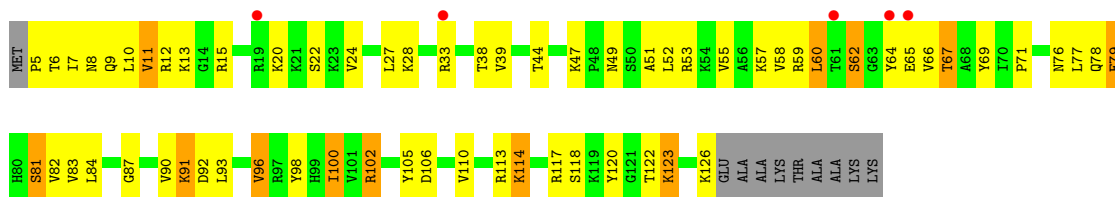
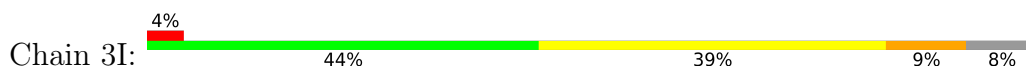




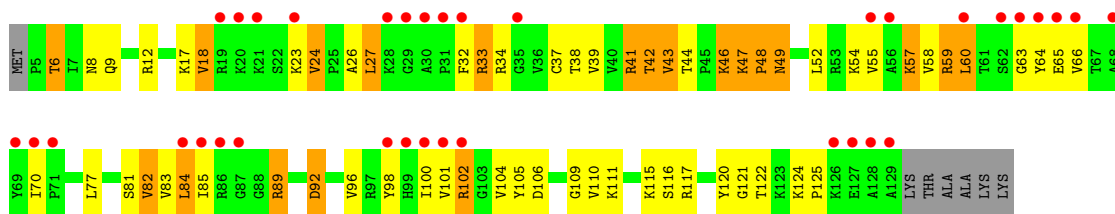
• Molecule 11: 30S ribosomal protein S11



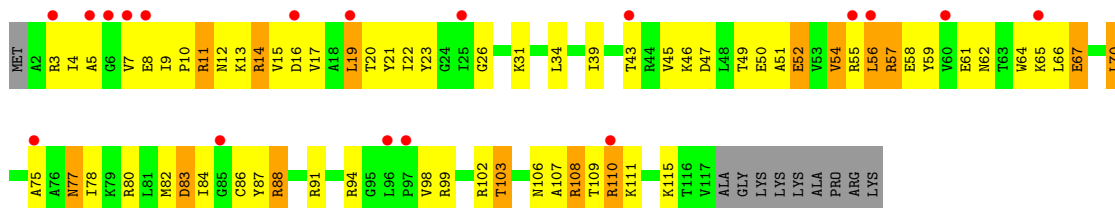
• Molecule 12: 30S ribosomal protein S12



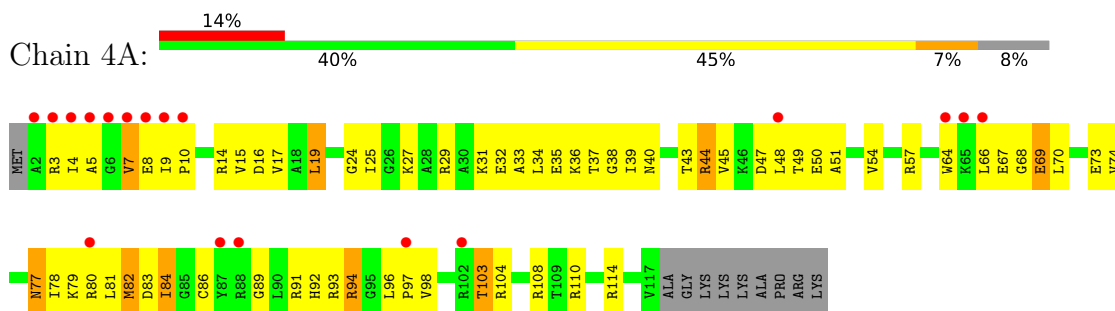
• Molecule 12: 30S ribosomal protein S12



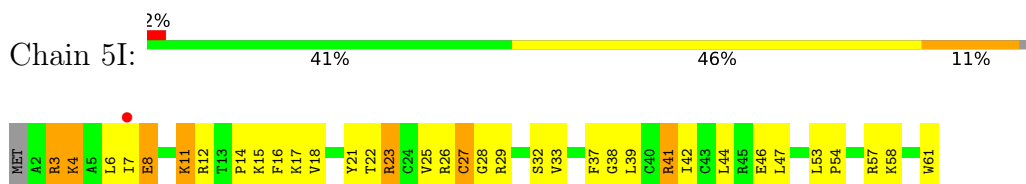
• Molecule 13: 30S ribosomal protein S13



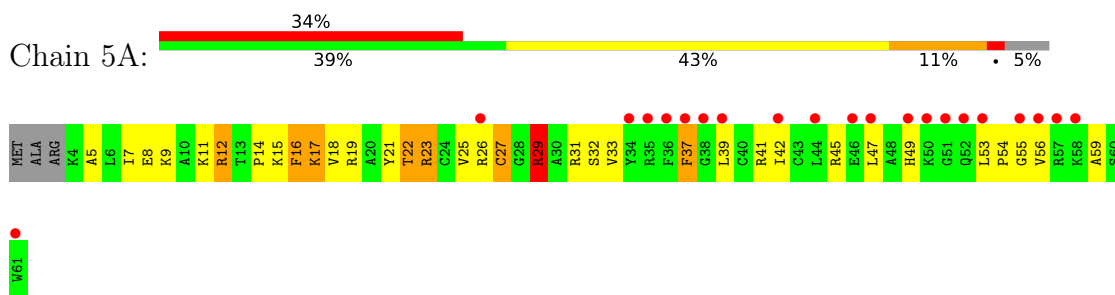
- Molecule 13: 30S ribosomal protein S13



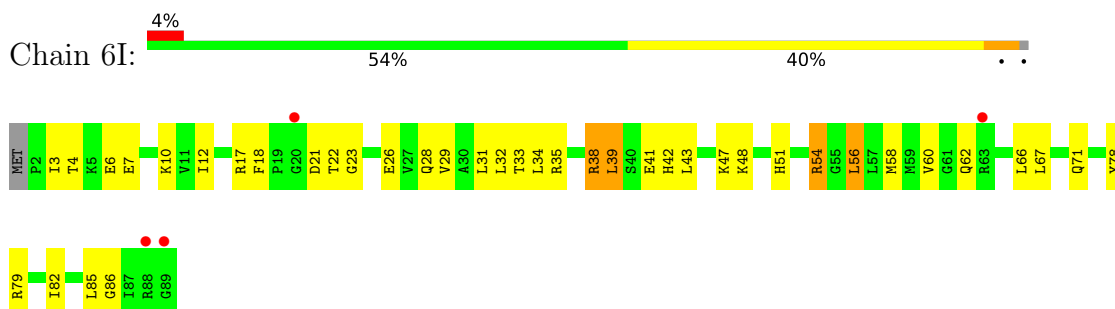
- Molecule 14: 30S ribosomal protein S14 type Z



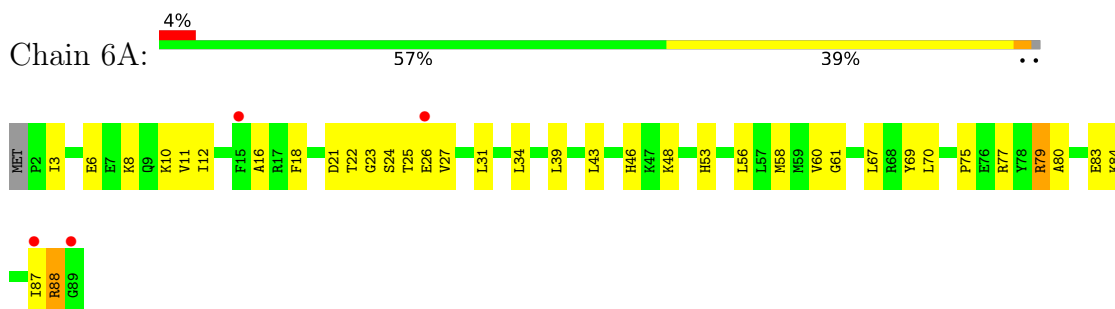
- Molecule 14: 30S ribosomal protein S14 type Z



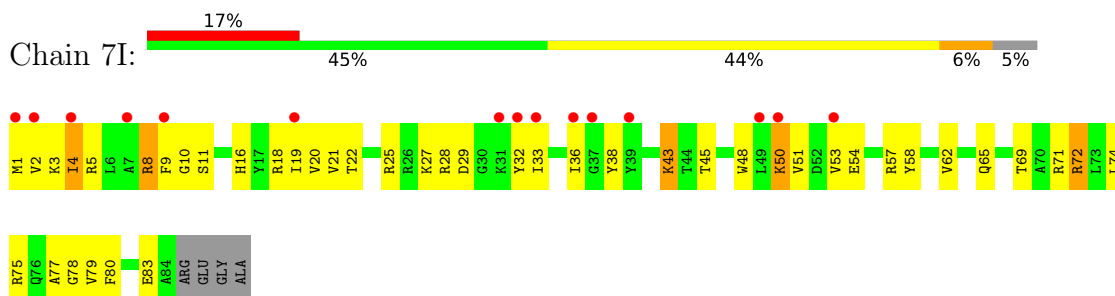
- Molecule 15: 30S ribosomal protein S15



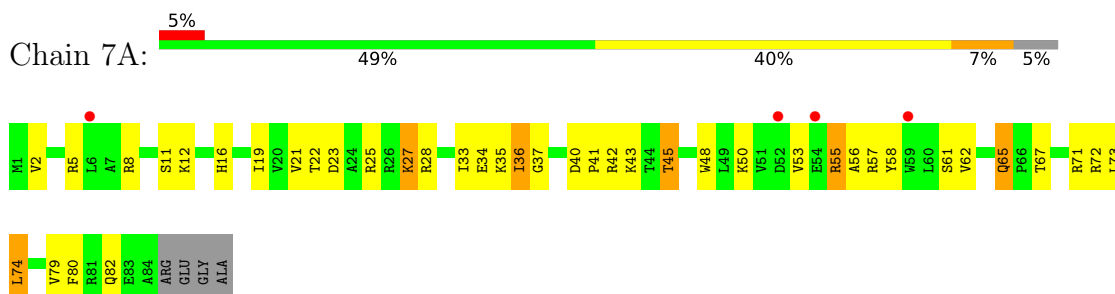
- Molecule 15: 30S ribosomal protein S15



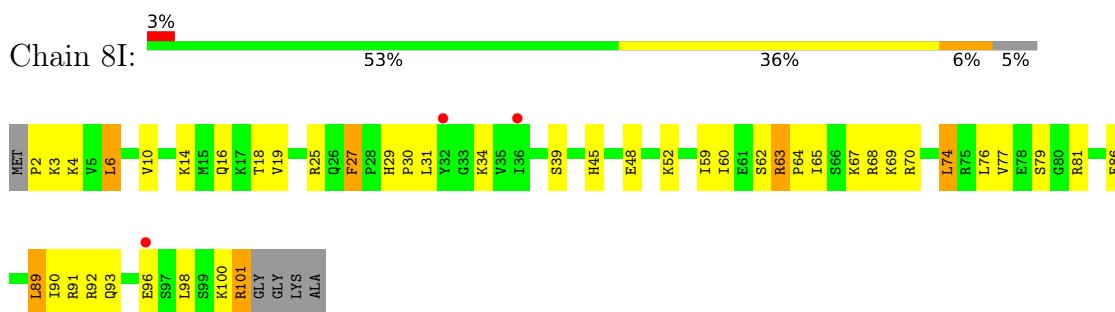
- Molecule 16: 30S ribosomal protein S16



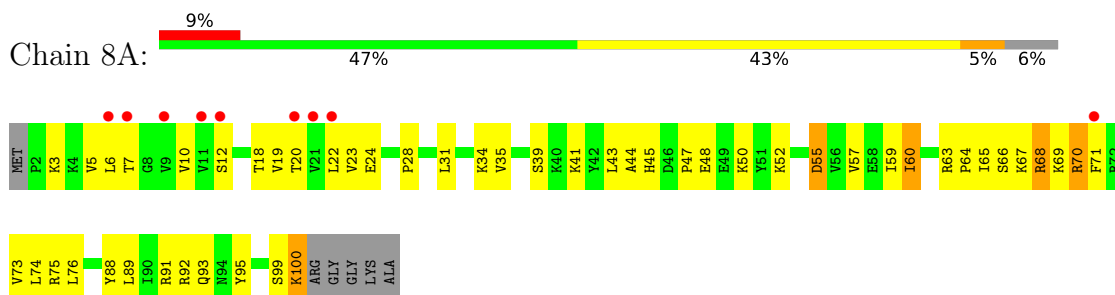
- Molecule 16: 30S ribosomal protein S16



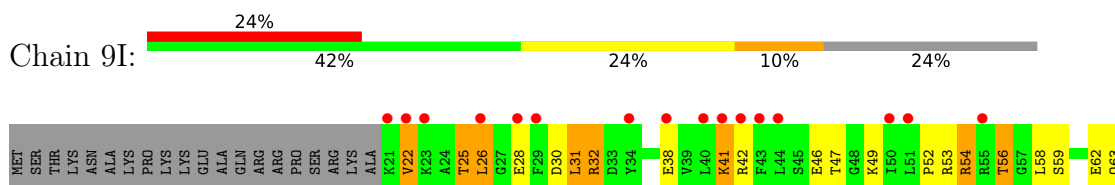
- Molecule 17: 30S ribosomal protein S17

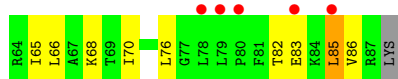


- Molecule 17: 30S ribosomal protein S17

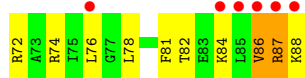



- Molecule 18: 30S ribosomal protein S18

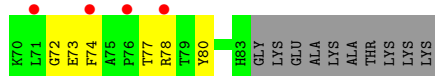
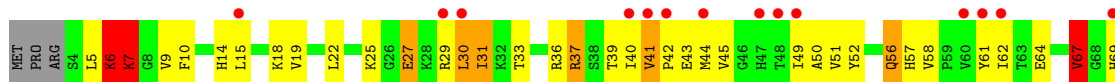




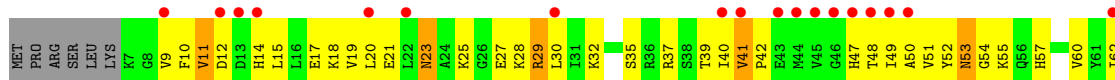
• Molecule 18: 30S ribosomal protein S18




• Molecule 19: 30S ribosomal protein S19



• Molecule 19: 30S ribosomal protein S19




• Molecule 20: 30S ribosomal protein S20

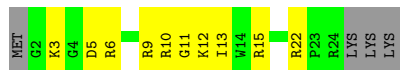


• Molecule 20: 30S ribosomal protein S20

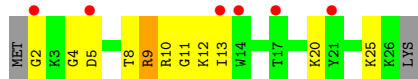




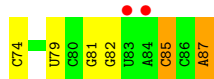
• Molecule 21: 30S ribosomal protein Thx



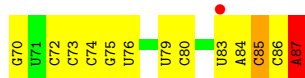
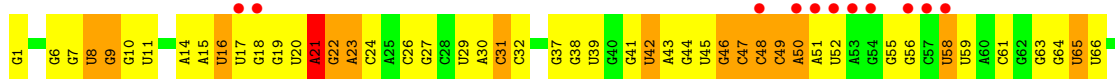
• Molecule 21: 30S ribosomal protein Thx



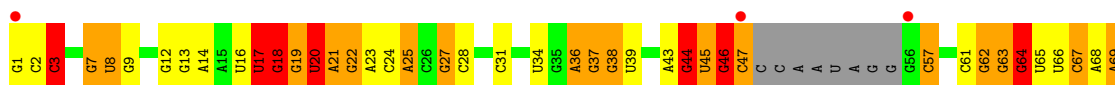
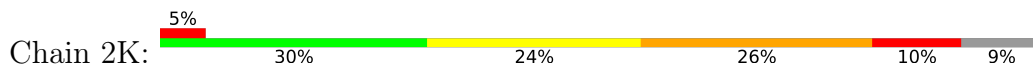
• Molecule 22: tRNA-Leu

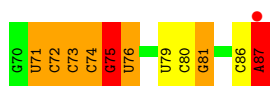


• Molecule 22: tRNA-Leu

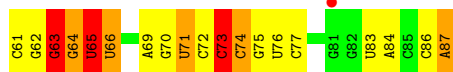


• Molecule 23: tRNA-Leu


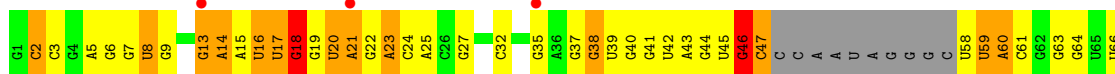




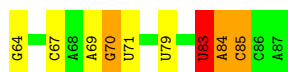
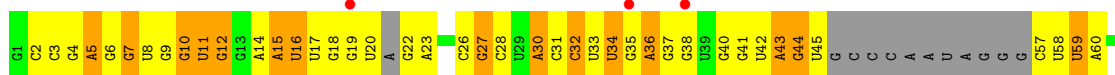
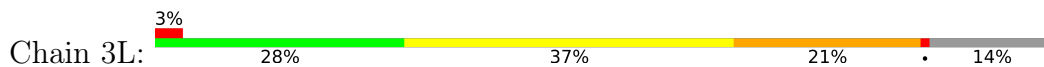
• Molecule 23: tRNA-Leu



• Molecule 24: tRNA-Leu



• Molecule 24: tRNA-Leu



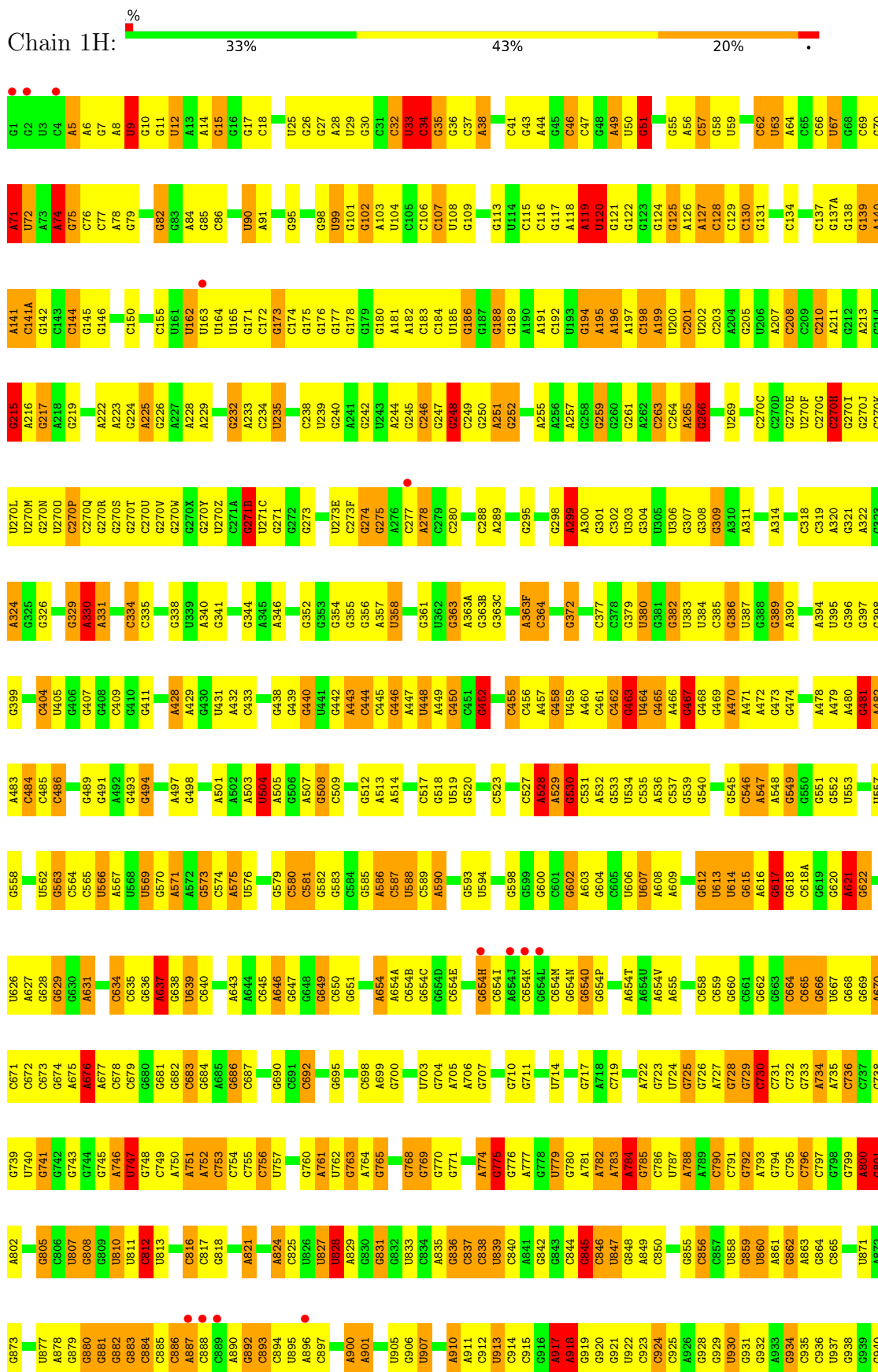
• Molecule 25: mRNA



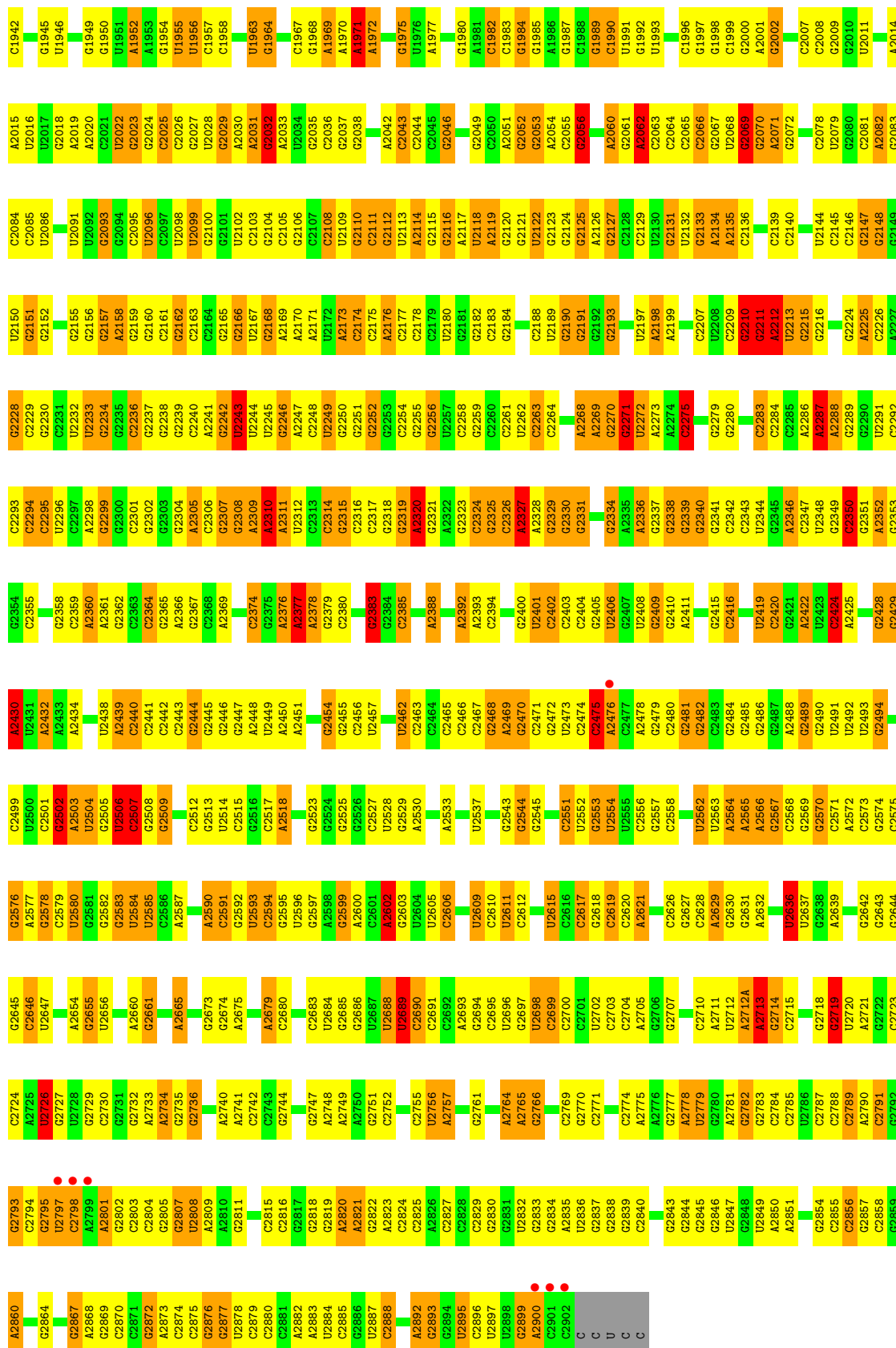
• Molecule 25: mRNA



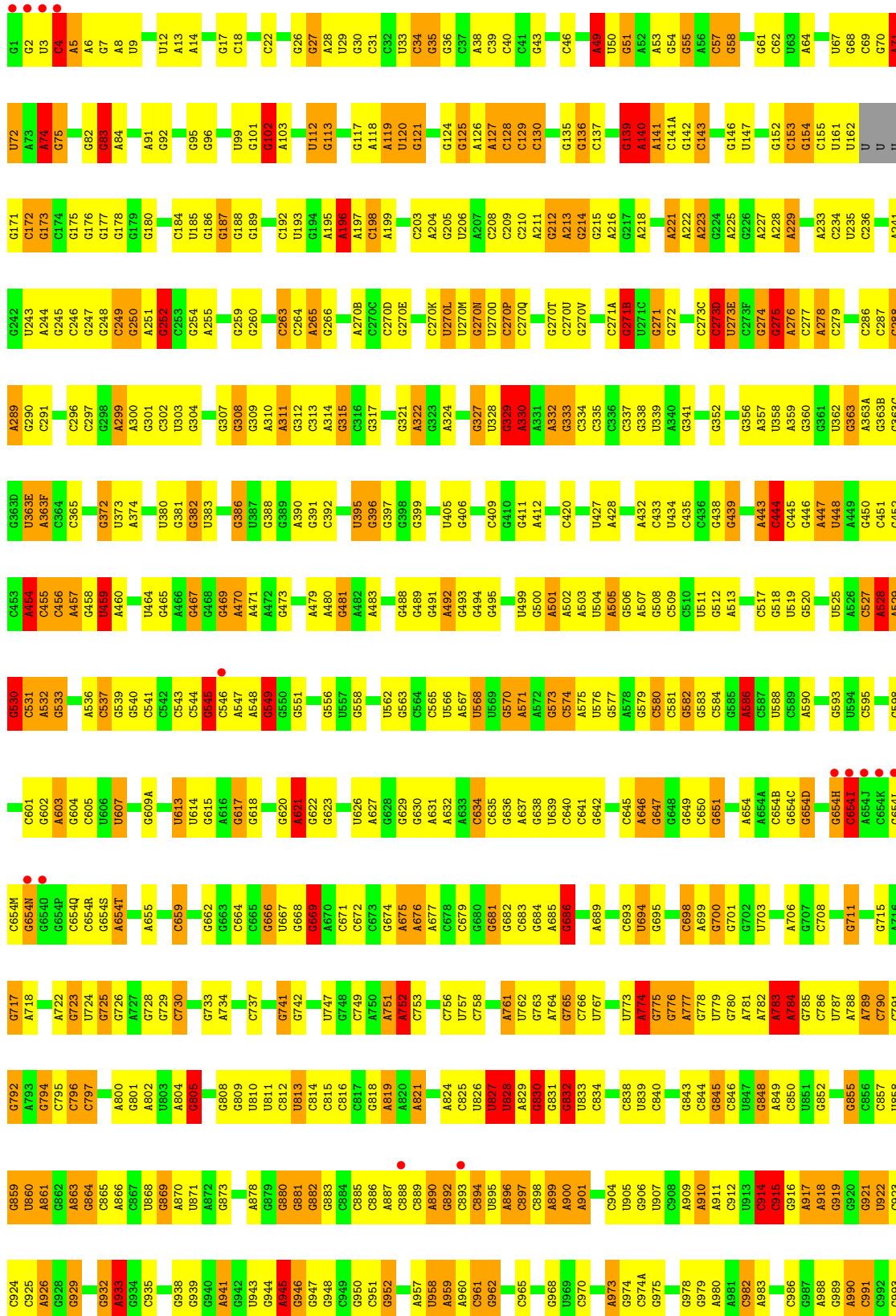
• Molecule 26: 23S ribosomal RNA



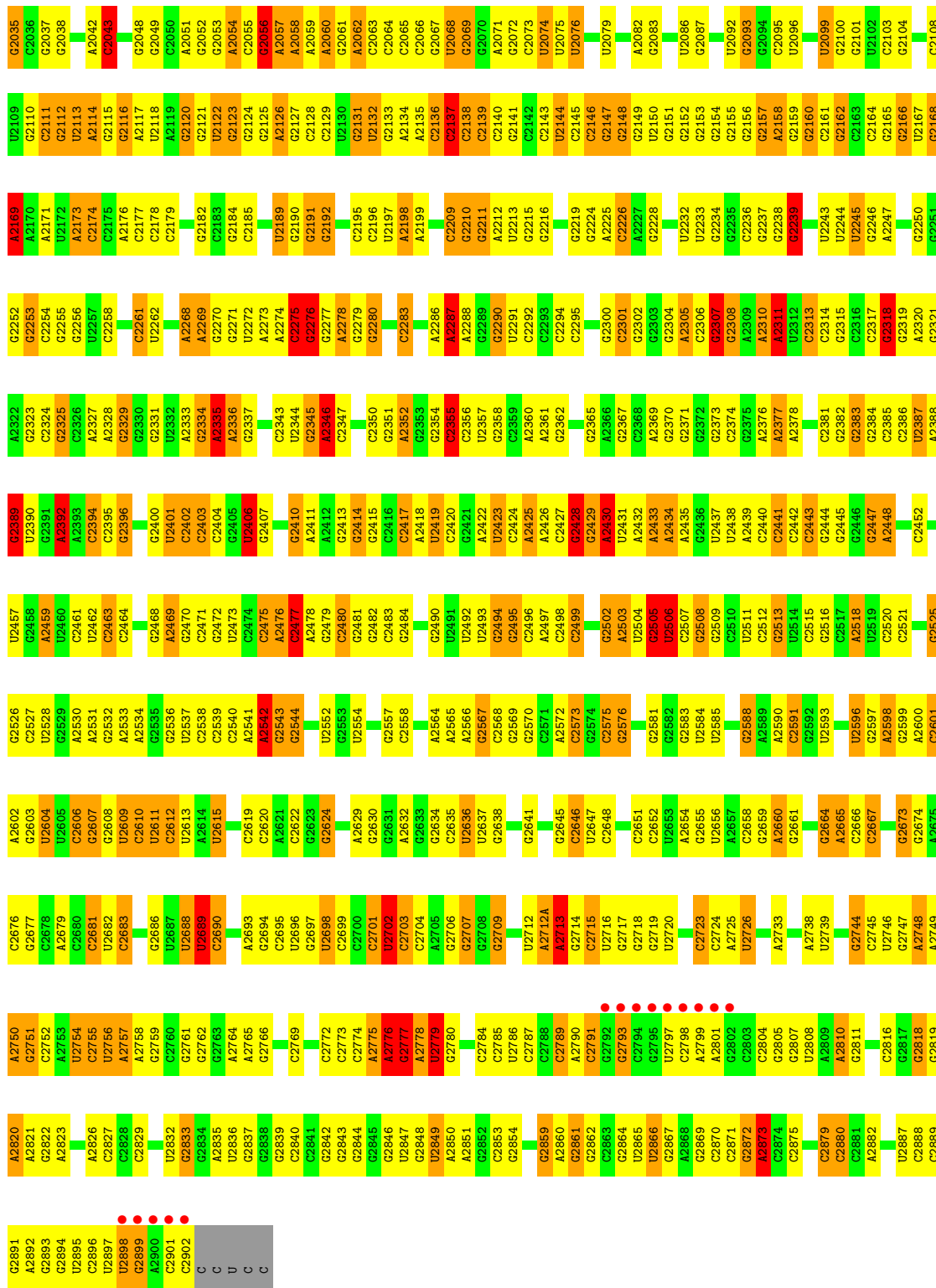
G1888	G1889	U1864	G1869	G1870	G1871	G1872	G1873	G1874	G1875	G1876	G1877	G1878	G1879	G1880	G1881	G1882	G1883	G1884	G1885	G1886	G1887	G1888	G1889	G1890	G1891	G1892	G1893	G1894	G1895	G1896	G1897	G1898	G1899	G1900	G1901	G1902	G1903	G1904	G1905	G1906	G1907	G1908	G1909	G1910	G1911	G1912	G1913	G1914	G1915	G1916	G1917	G1918	G1919	G1920	G1921	G1922	G1923	G1924	G1925	G1926	G1927	G1928	G1929	G1930	G1931	G1932	G1933	G1934	G1935	G1936	G1937	G1938	G1939	G1940	G1941
C1790	A1791	U1794	U1795	U1796	U1797	U1798	U1799	U1800	U1801	A1802	U1805	C1806	U1807	U1808	U1809	U1810	U1811	U1812	U1813	U1814	U1815	U1816	U1817	U1818	U1819	U1820	U1821	U1822	U1823	U1824	U1825	U1826	U1827	U1828	U1829	U1830	U1831	U1832	U1833	U1834	U1835	U1836	U1837	U1838	U1839	U1840	U1841	U1842	U1843	U1844	U1845	U1846	U1847	U1848	U1849	U1850	U1851	U1852	U1853	U1854	U1855	U1856	U1857												
C1694	G1695	G1696	G1697	G1698	G1699	G1705	U1706	G1707	C1708	U1709	C1710	U1727	G1728	U1729	U1730	G1731	U1732	G1733	C1742	G1743	G1746	C1751	C1754	U1755	G1756	U1757	U1758	U1759	U1760	U1761	U1762	U1763	U1764	U1765	U1766	U1767	U1768	U1769	U1770	U1771	U1772	U1773	U1774	U1775	U1776	U1777	U1778	U1779	U1780	U1781	U1782	U1783	U1784	U1785	U1786	U1787	U1788																		
A1545	A1546	C1547	C1548	A1554	C1557	A1558	C1559	U1560	G1561	A1562	U1563	C1564	U1565	U1566	U1567	U1568	U1569	U1570	U1571	U1572	U1573	U1574	U1575	U1576	U1577	U1578	U1579	U1580	U1581	U1582	U1583	U1584	U1585	U1586	U1587	U1588	U1589	U1590	U1591	U1592	U1593	U1594	U1595	U1596	U1601	U1602	U1603	U1604	U1605	U1606	U1607	U1608	U1609	U1610	U1611	U1612	U1613	U1614	U1615	U1616															
A1471	G1478	G1479	G1483	G1488	U1489	A1490	U1491	U1492	G1493	A1494	U1495	U1496	U1497	C1501	C1502	U1503	C1504	C1505	U1506	U1507	U1508	U1509	A1510	U1511	U1512	U1513	U1514	U1515	U1516	U1517	U1518	U1519	U1520	U1521	U1522	U1523	U1524	U1525	U1526	U1527	U1528	U1529	U1530	U1531	U1532	U1533	U1534	U1535	U1536	U1537	U1538	U1539	U1540	U1541	U1542	U1543	U1544																		
C1402	U1406	U1406	C1407	C1408	C1411	A1412	G1413	U1414	U1415	U1416	U1417	U1418	U1419	U1420	G1421	G1422	G1423	G1424	G1425	G1426	U1427	U1428	U1429	U1430	U1431	U1432	U1433	U1434	U1435	U1436	U1437	U1438	U1441	U1442	U1443	U1444	U1445	U1446	U1447	U1448	U1449	U1453	U1454	U1455	U1456	U1457	U1458	U1459	U1460	U1461	U1467	U1470																							
G1334	G1337	G1338	G1339	U1340	U1341	U1342	G1343	G1344	C1345	U1346	G1347	G1348	U1349	C1350	A1354	G1355	U1356	G1358	U1359	U1360	C1363	U1364	U1365	U1366	U1367	U1368	U1372	U1373	C1375	C1376	U1377	U1378	U1379	U1380	U1381	U1382	U1383	U1384	U1385	U1386	U1387	U1388	U1389	U1391	U1395	U1396	U1397	U1398	U1399	U1401																									
A1266	U1267	A1268	U1269	U1270	G1271	A1272	U1273	A1274	U1275	G1276	U1277	U1278	G1283	U1284	U1285	A1286	U1287	U1288	C1289	C1290	C1291	U1292	C1293	U1294	C1298	U1299	C1300	U1301	C1305	U1308	U1309	U1310	U1311	U1312	U1313	U1314	U1315	U1316	U1317	U1318	U1319	U1320	U1321	U1322	U1323	U1324	U1325	U1326	U1327	U1328	U1329	U1330	U1331	U1332	U1333																				
U1198	U1199	C1200	C1201	C1202	U1203	U1204	U1205	U1206	G1209	U1210	U1211	G1215	C1216	C1217	C1218	G1219	C1220	C1221	C1222	C1223	U1224	C1225	G1228	U1229	G1231	U1232	U1233	U1234	U1235	U1239	U1240	U1241	U1242	U1243	U1244	U1247	U1248	U1249	C1250	C1251	C1252	U1253	U1254	U1255	U1256	C1257	C1258	U1259	U1260	C1261	U1262	U1263	U1264																						
G1137	G1138	G1139	U1140	U1141	U1142	U1142A	U1143	C1144	C1145	U1146	C1147	G1148	G1149	U1150	U1151	C1152	C1153	U1154	U1155	U1156	U1157	U1158	U1159	U1160	U1161	U1162	U1163	U1164	U1165	U1166	U1167	U1168	U1169	U1170	U1171	U1173	U1174	U1175	U1176	U1177	U1178	U1179	U1180	U1181	U1182	U1183	U1184	U1185	U1186	U1187	U1188	U1189	U1190	U1191	U1192	U1193	U1194	U1195																	
G1074	C1075	A1076	U1077	U1078	U1079	U1080	U1081	U1082	U1083	U1084	U1085	U1086	U1087	U1088	U1089	U1090	U1091	U1092	U1093	U1094	U1095	U1096	U1097	C1100	U1101	C1102	U1103	U1104	U1105	U1106	U1107	U1108	U1109	U1110	U1111	U1112	U1113	U1114	U1115	U1116	U1119	U1120	U1121	U1122	U1123	U1124	U1125	U1126	U1127	U1128	U1129	U1130	U1131	U1132	U1133	U1135	U1136																		
U1012	U1013	U1014	U1015	U1016	U1017	U1020	U1021	U1022	U1023	U1024	U1025	U1026	U1027	U1028	U1031	U1032	U1033	U1034	U1035	U1036	U1037	U1038	U1039	U1040	U1041	U1042	U1043	U1044	U1045	U1046	U1047	U1050	U1051	U1052	U1053	U1054	U1055	U1056	U1057	U1058	U1059	U1060	U1061	U1062	U1063	U1064	U1065	U1066	U1067	U1068	U1069	U1070	U1071	U1072	U1073																				
G981	G982	U983	G984	G985	G986	G987	G988	G989	G990	G991	G992	G993	G994	G995	G996	G997	G998	G999	A1000	U1003	U1004	U1005	U1006	U1007	U1008	U1009	U1010																																																



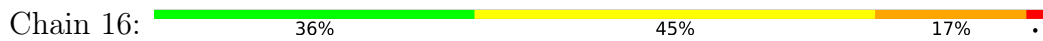
• Molecule 26: 23S ribosomal RNA

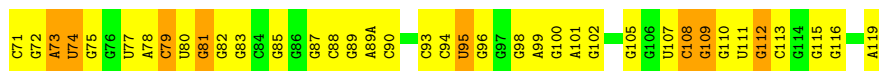


G1964	C1965	G1883	C1788	A1698	G1556	G1488	G1425	G1388	G1202	A1129	G1059	A896
C1966	A1884	A1884	A1789	G1699	C1557	U1489	G1426	A1389	G1203	U1130	U1060	G997
C1967	A1885	A1700	A1791	A1700	G1558	G1490	A1427	A1288	A1204	G1131	U1061	C998
G1968	C1886	G1702	G1706	G1702	G1559	G1491	A1428	C1289	U1205	C1135	G1063	U999
A1969	G1887	U1706	A1631	A1631	C1564	G1492	G1430	G1364	A1210	G1136	G1064	A1000
A1970	A1888	C1796	A1632	A1632	C1565	A1494	U1431	A1365	U1211	G1137	U1065	A1001
A1971	A1889	U1796	G1633	A1633	A1566	A1496	C1432	A1366	G1212	G1138	U1066	G1003
A1972	A1890	C1797	G1634	A1634	A1567	A1497	A1433	A1367	G1215	G1139	A1067	G1004
G1973	G1891	U1798	G1635	U1716	U1568	U1497	A1434	G1368	G1215	C1140	U1068	C1005
C1974	G1892	G1799	G1636	G1717	A1569	A1498	A1435	G1369	A1220	U1141	A1069	C1006
A1977	C1894	C1800	A1637	G1718	A1570	G1499	G1436	U1436	A1220	U1142	C1007	C1006
A1981	G1897	A1802	U1638	A1571	A1571	G1500	G1437	G1371	A1225	A1142A	C1008	A1009
U1988	U1898	A1802	U1639	A1572	A1572	C1504	U1438	U1372	G1226	A1143	G1074	A1010
A1988	G1899	G1807	C1640	G1573	A1573	A1504	A1439	A1373	G1226	G1149	C1075	G1011
G1987	A1900	A1810	A1641	C1574	A1574	C1506	C1306	C1306	U1233	C1150	U1076	U1012
C1988	A1901	A1811	C1644	C1575	A1575	A1507	G1376	A1307	U1234	G1151	A1077	C1013
G1988	C1902	A1812	G1647	U1576	U1576	A1508	G1442	G1377	G1235	C1152	U1078	U1014
C1990	G1903	A1812	G1648	C1577	C1577	C1509	G1443	A1308	G1236	G1153	G1079	G1015
G1997	G1906	A1815	G1742	U1578	A1579	A1510	G1444	G1389	A1241	G1164	U1082	U1019
G1998	G1907	A1816	C1743	A1580	A1511	A1511	C1445	G1381	A1242	U1159	U1083	A1020
C1999	C1908	A1817	A1651	G1581	G1581	A1512	G1448	G1382	G1243	G1160	A1084	A1021
A2001	C1909	U1818	G1652	C1582	C1582	U1514	A1449	A1384	G1244	C1161	A1085	A1022
G2002	G1910	A1819	A1654	C1583	C1583	U1514	G1448	G1385	U1249	G1164	A1086	G1023
G1997	A1913	U1820	A1655	A1586	A1586	A1516	C1450	C1386	U1249	U1165	G1087	U1024
G1998	A1914	A1821	A1656	A1587	A1587	U1517	G1451	C1387	G1250	U1166	A1088	G1024
C2000	U1915	G1822	G1661	C1588	C1588	A1518	A1450	G1388	C1251	C1166	G1089	U1025
A2001	A1916	G1823	G1662	U1589	U1589	A1519	A1451	G1389	G1252	U1167	U1090	U1026
G2002	U1917	A1824	C1663	U1590	U1590	A1520	G1455	U1323	A1253	G1168	G1091	A1027
A2005	A1918	A1825	C1663	G1591	G1591	A1521	C1456	G1324	A1254	G1169	G1092	A1028
C2006	A1919	G1826	A1664	C1592	C1592	G1522	C1457	U1325	A1255	G1170	G1093	A1029
G2010	C1924	A1827	A1665	G1593	G1593	A1523	G1458	C1327	G1256	G1171	U1094	G1030
U0911	G1929	C1827	G1666	G1594	G1594	A1524	G1459	G1328	G1257	G1172	A1095	U1033
G2012	G1930	A1829	C1667	G1595	G1595	A1525	G1461	U1329	C1258	A1174	A1096	G1034
A2013	A1936	A1835	U1673	G1596	G1596	A1526	G1462	C1330	G1259	U1175	U1097	U1035
A2014	A1937	A1836	C1675	A1597	A1597	A1527	C1463	A1331	C1260	G1176	A1098	G1036
A2015	A1938	A1837	A1676	A1598	A1598	A1528	G1464	G1332	C1261	A1177	G1099	G1037
U2016	U1939	A1838	C1677	C1599	C1599	A1529	G1465	C1333	A1262	C1178	G1102	G1039
U2017	U1940	A1839	G1678	G1600	G1600	A1530	G1466	G1334	U1263	C1181	A1103	C1040
G2018	U1941	A1840	U1679	U1601	U1601	A1531	G1467	U1335	G1264	C1182	A1104	C1041
A2019	G1942	A1841	C1675	A1602	A1602	A1532	A1468	A1336	A1265	A1182	U1105	G1042
A2020	U1943	A1842	A1676	A1603	A1603	A1533	G1469	G1337	G1266	G1183	G1106	C1043
C2021	C1944	A1843	A1677	C1604	C1604	A1534	G1470	G1338	U1267	G1184	G1107	G1044
U2022	G1945	A1844	G1678	G1605	G1605	A1535	A1471	G1339	A1268	C1185	A1045	A1045
G2023	G1946	G1850	U1679	C1606	C1606	A1536	A1472	U1340	A1269	G1186	G1110	A1046
G2024	G1947	A1851	A1680	C1607	C1607	A1537	G1473	U1341	G1270	G1187	A1111	G1047
C2025	G1948	A1852	G1681	A1608	A1608	A1538	G1474	A1342	C1271	U1188	A1112	A1048
G2026	G1949	A1853	G1682	A1609	A1609	A1539	G1475	G1343	A1272	A1189	G1113	C1049
C2027	U1950	A1854	U1682	A1610	A1610	A1540	C1476	G1344	U1273	G1190	U1114	A1050
U2030	U1951	A1855	U1683	C1611	C1611	A1541	G1477	U1345	A1274	G1193	G1114	G1051
A2031	U1952	A1856	A1684	G1612	G1612	A1542	G1478	G1346	A1275	G1194	G1115	C1052
G2032	A1960	A1857	C1685	A1613	A1613	A1543	G1479	A1347	A1276	G1195	C1116	G1053
A2033	C1961	A1858	C1686	A1614	A1614	A1544	G1480	G1348	A1277	G1199	G1122	A1054
U2034	U1963	A1859	U1687	A1615	A1615	A1545	U1482	A1349	A1278	U1198	G1126	G1055
		A1860	C1688	A1616	A1616	A1546	G1483	U1420	A1279	C1200	A1127	G1056
		A1861	C1689	A1617	A1617	A1547	U1484	G1421	G1279	C1201	A1128	U1058
		A1862	U1690	A1618	A1618	A1548	G1485	G1422	G1280			
		A1863	U1691	G1619	G1619	A1549	G1487	G1424	G1283			

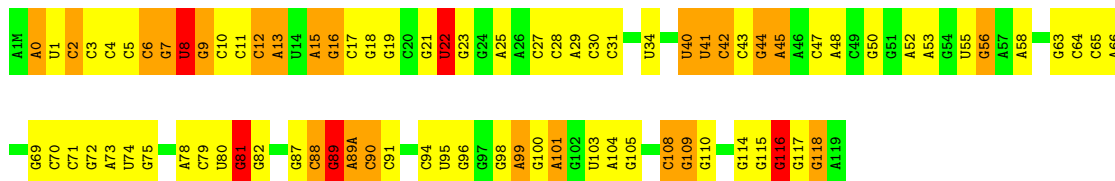


• Molecule 27: 5S ribosomal RNA

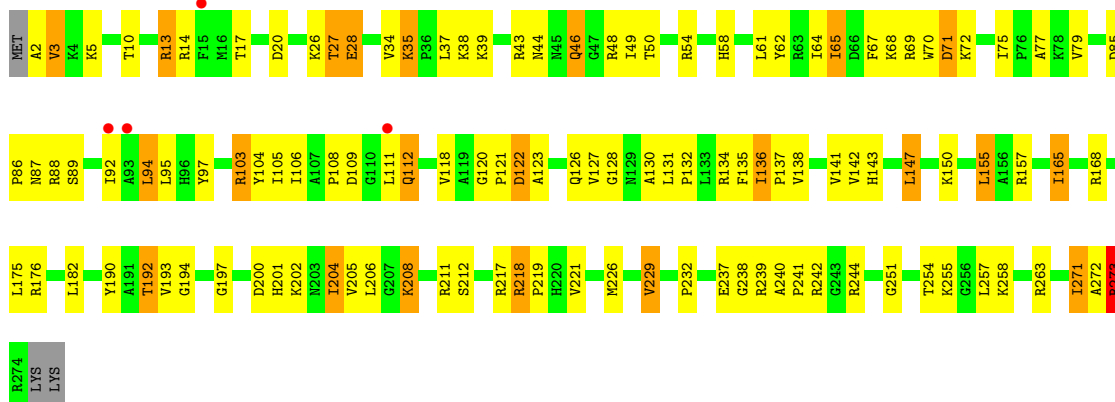




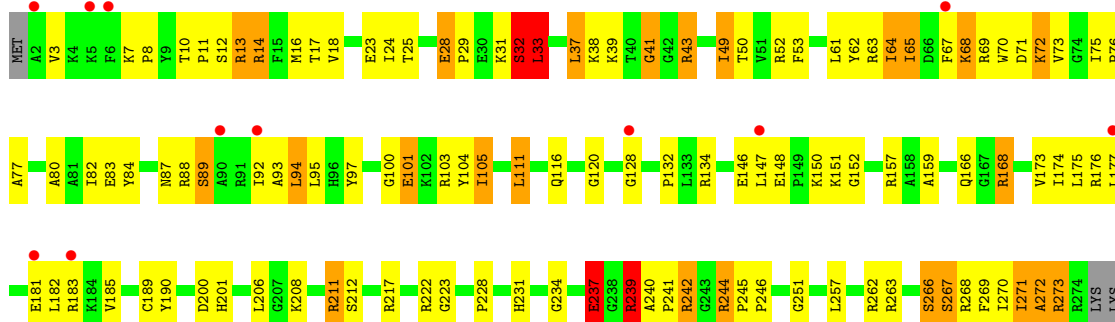
• Molecule 27: 5S ribosomal RNA



• Molecule 28: 50S ribosomal protein L2

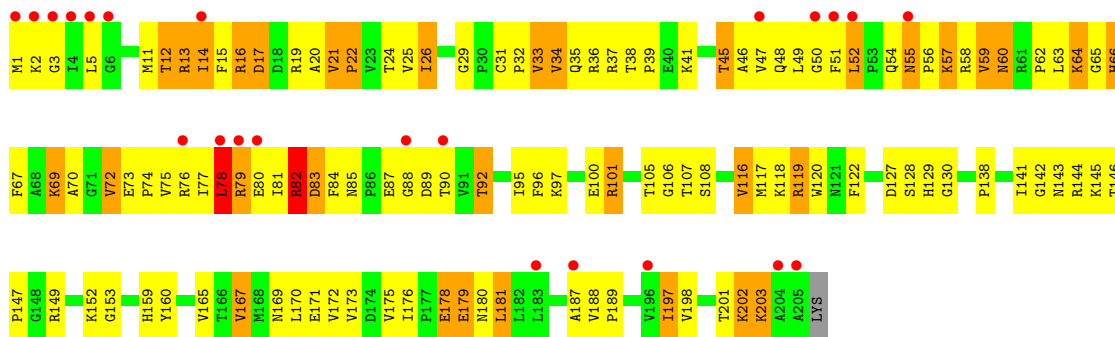


• Molecule 28: 50S ribosomal protein L2

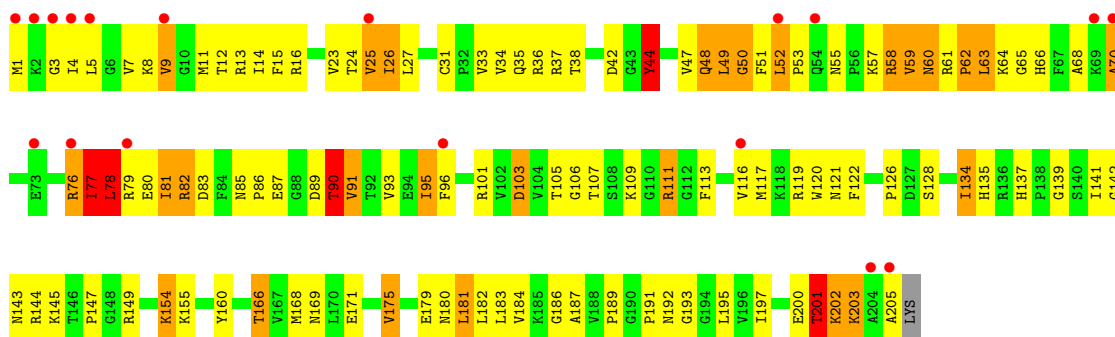
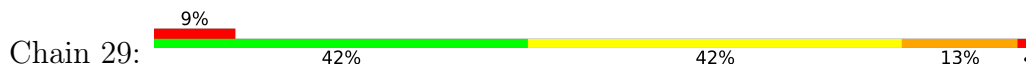


• Molecule 29: 50S ribosomal protein L3

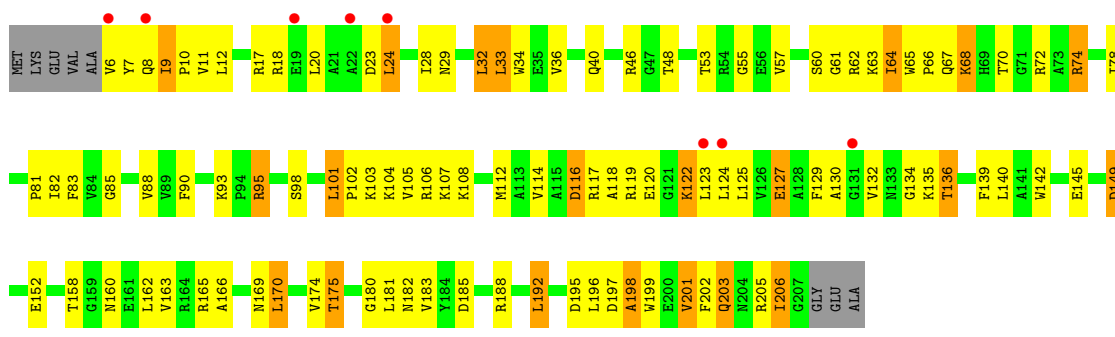




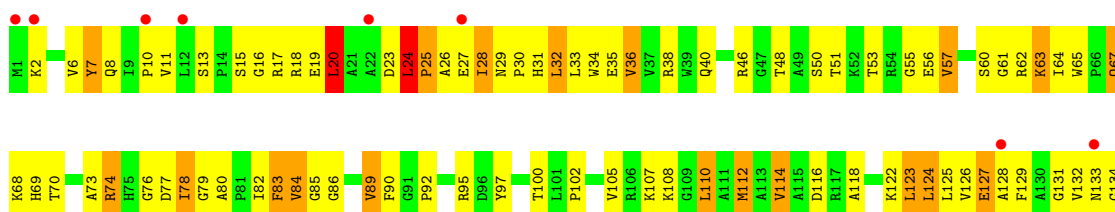
• Molecule 29: 50S ribosomal protein L3

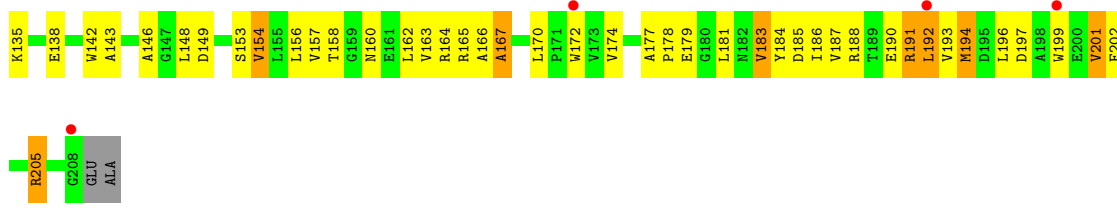


• Molecule 30: 50S ribosomal protein L4

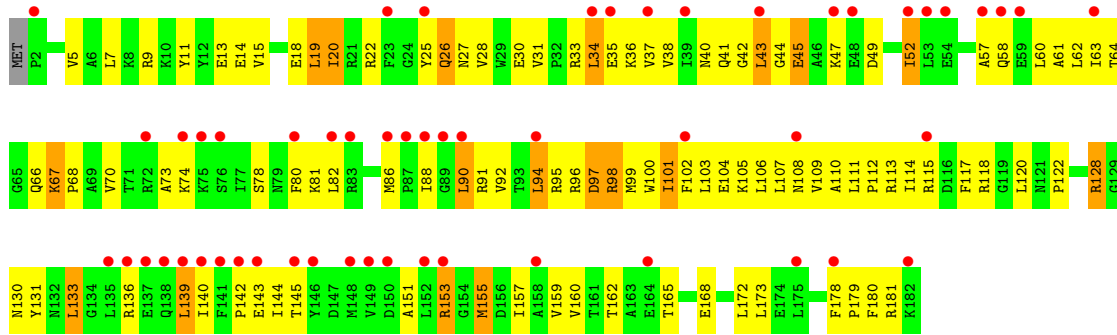


• Molecule 30: 50S ribosomal protein L4

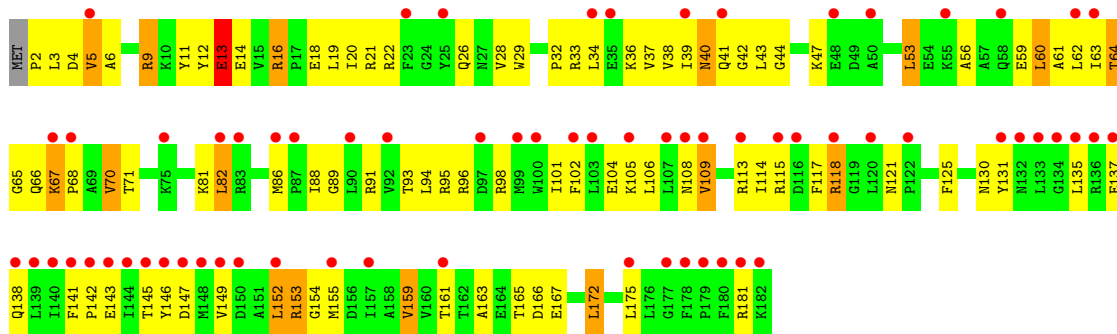




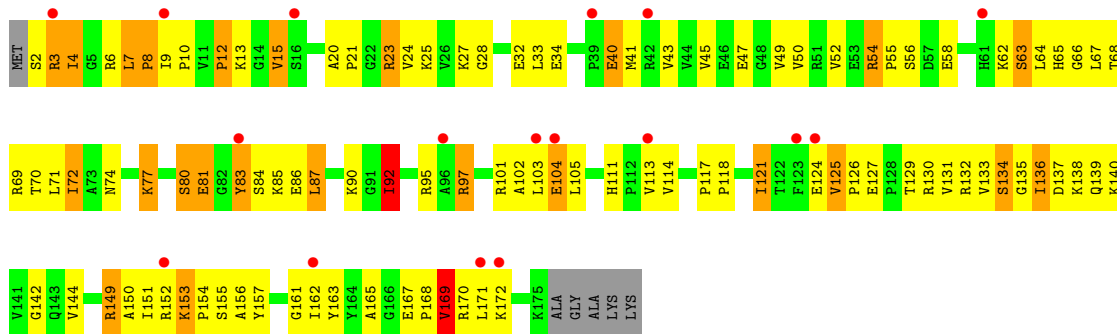
• Molecule 31: 50S ribosomal protein L5



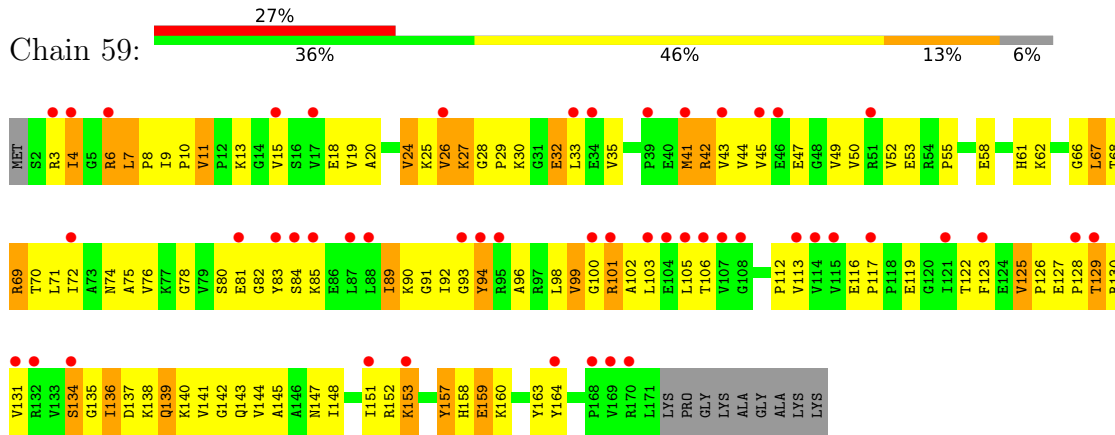
• Molecule 31: 50S ribosomal protein L5



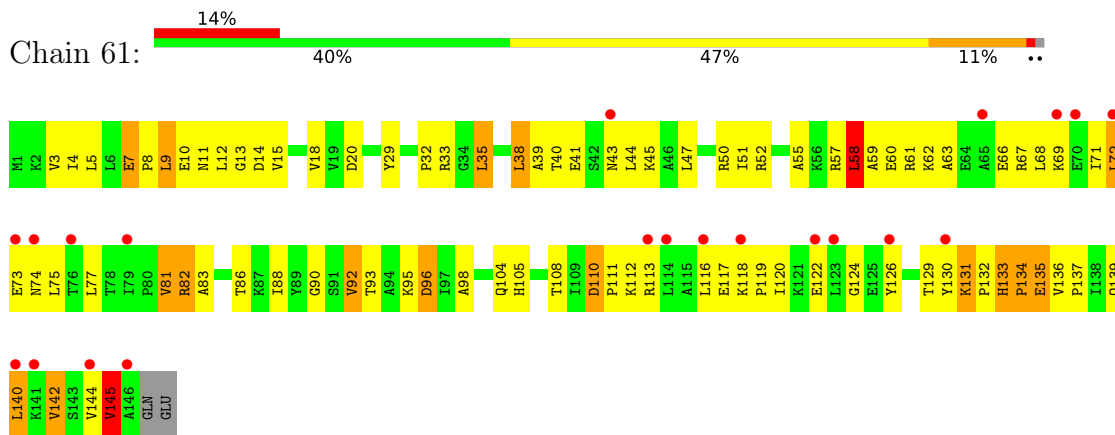
• Molecule 32: 50S ribosomal protein L6



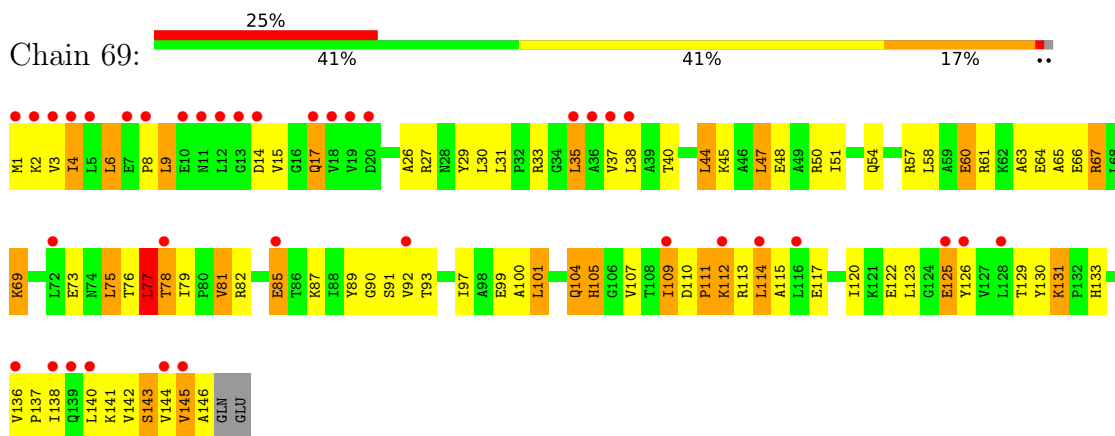
- Molecule 32: 50S ribosomal protein L6



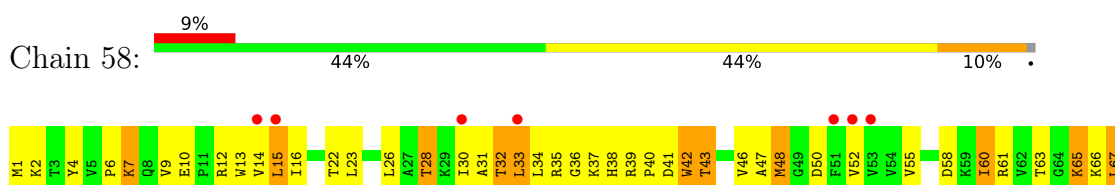
- Molecule 33: 50S ribosomal protein L9

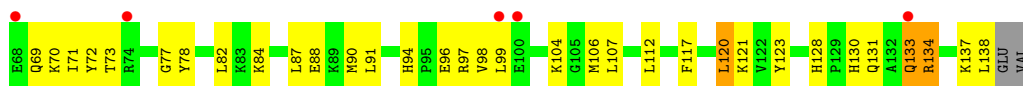


- Molecule 33: 50S ribosomal protein L9



- Molecule 34: 50S ribosomal protein L13

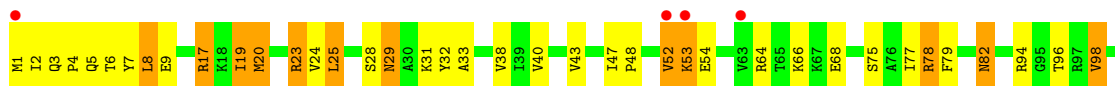




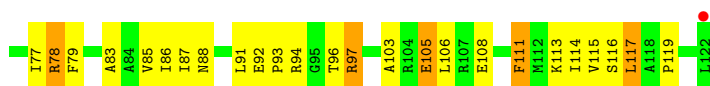
- Molecule 34: 50S ribosomal protein L13



- Molecule 35: 50S ribosomal protein L14



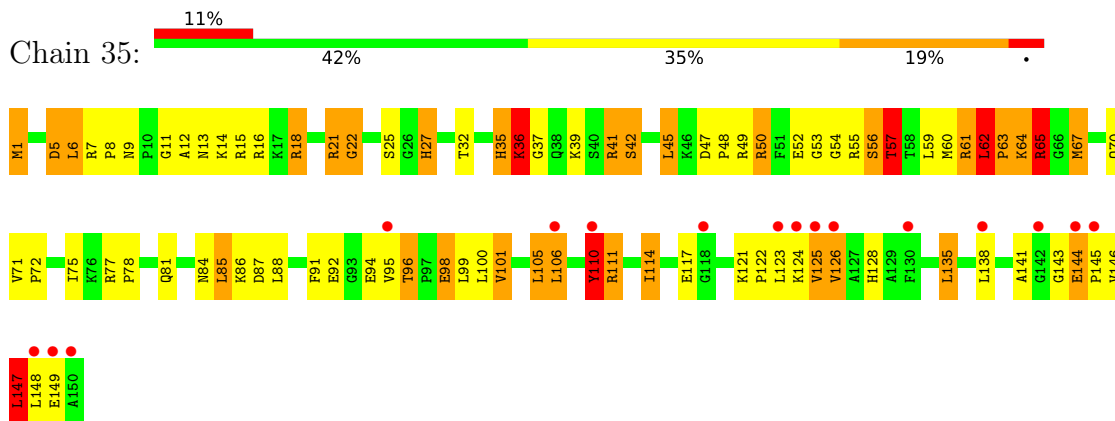
- Molecule 35: 50S ribosomal protein L14



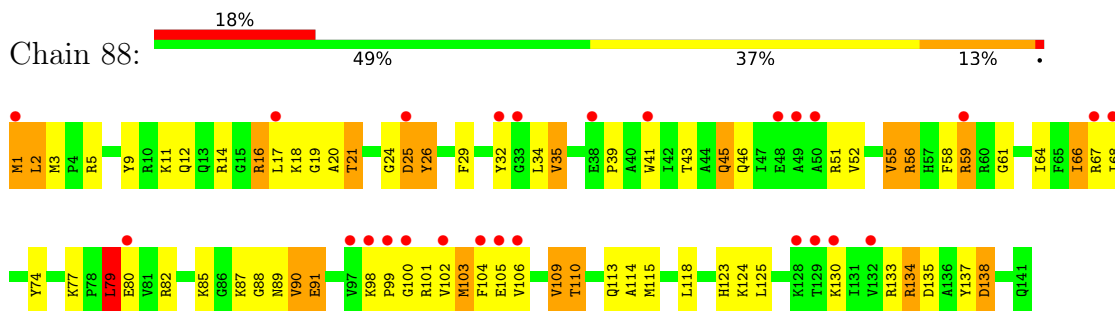
- Molecule 36: 50S ribosomal protein L15



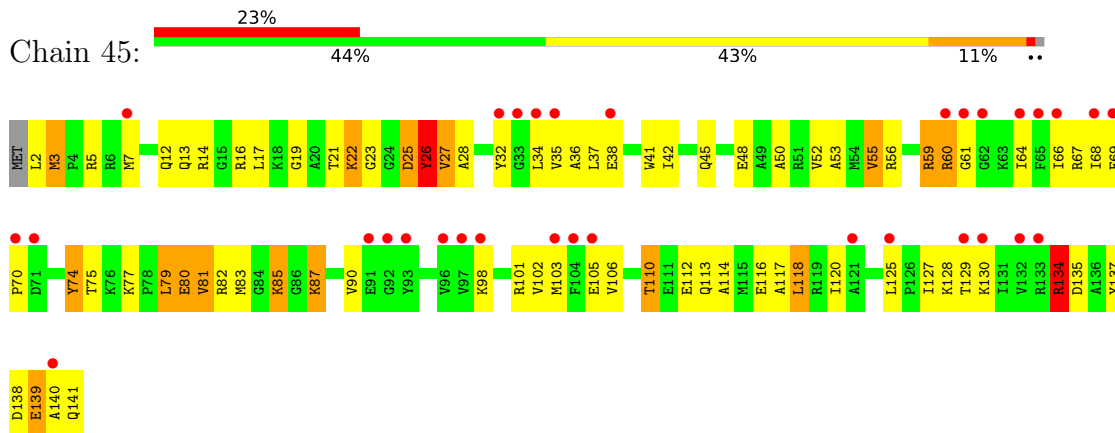
- Molecule 36: 50S ribosomal protein L15



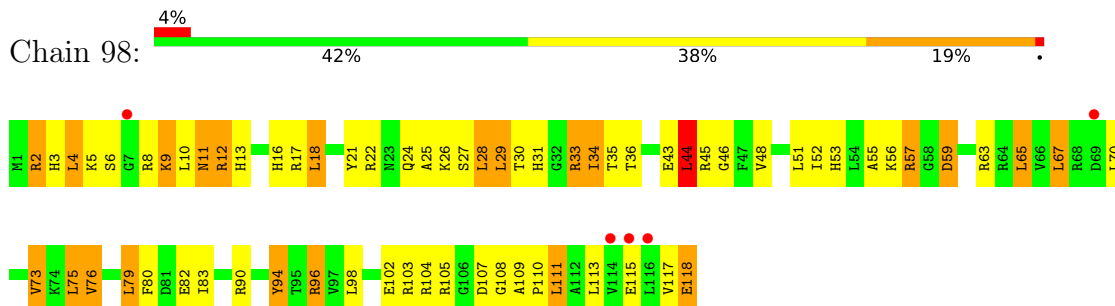
- Molecule 37: 50S ribosomal protein L16



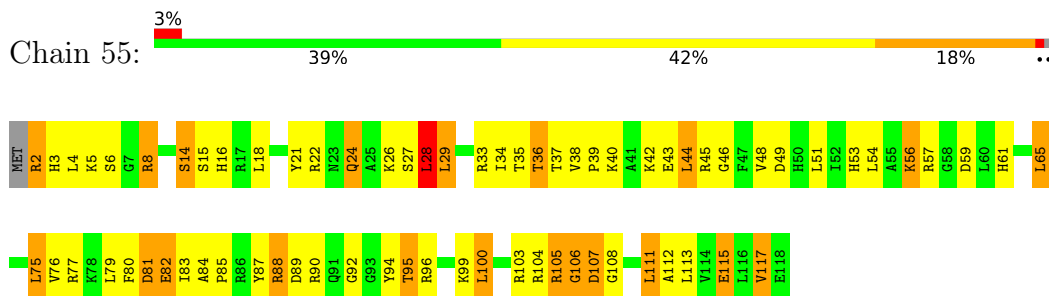
- Molecule 37: 50S ribosomal protein L16



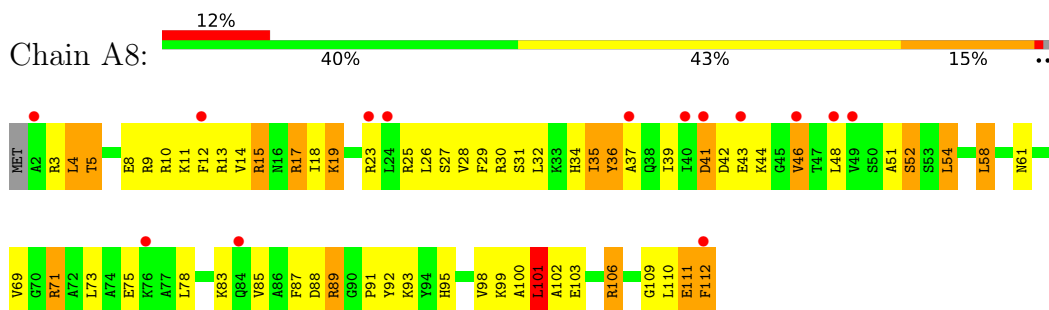
- Molecule 38: 50S ribosomal protein L17



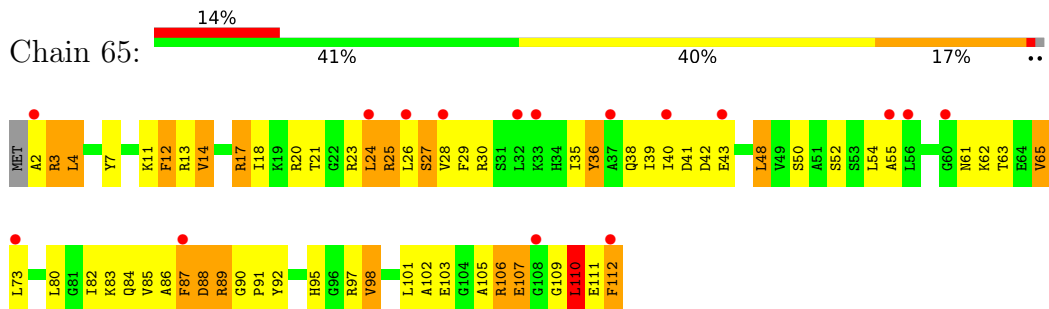
- Molecule 38: 50S ribosomal protein L17



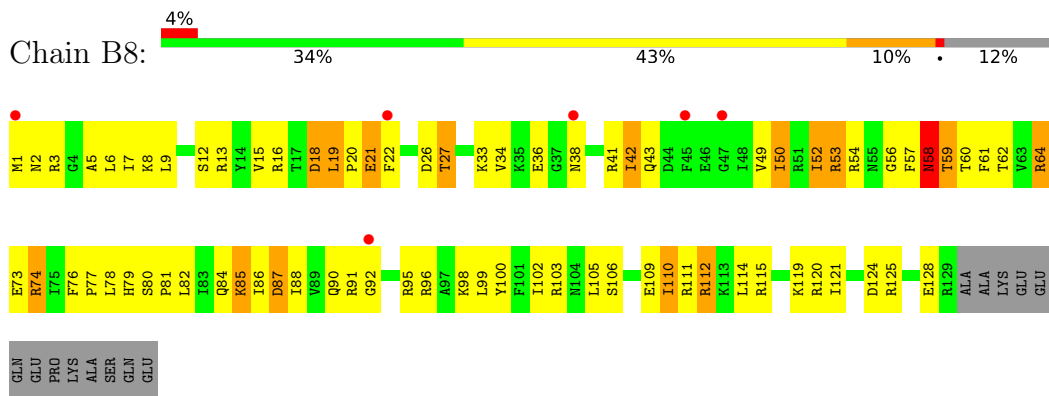
- Molecule 39: 50S ribosomal protein L18



- Molecule 39: 50S ribosomal protein L18



- Molecule 40: 50S ribosomal protein L19

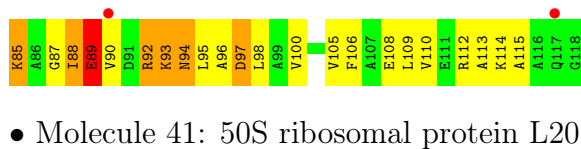


- Molecule 40: 50S ribosomal protein L19





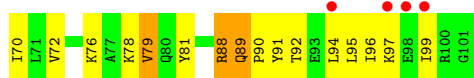
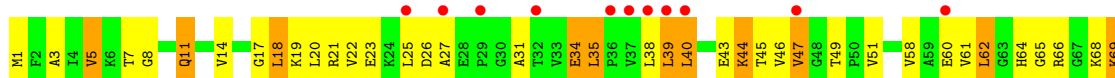
• Molecule 41: 50S ribosomal protein L20



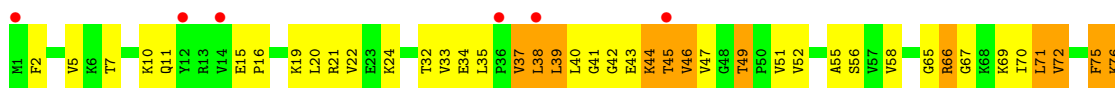
• Molecule 41: 50S ribosomal protein L20



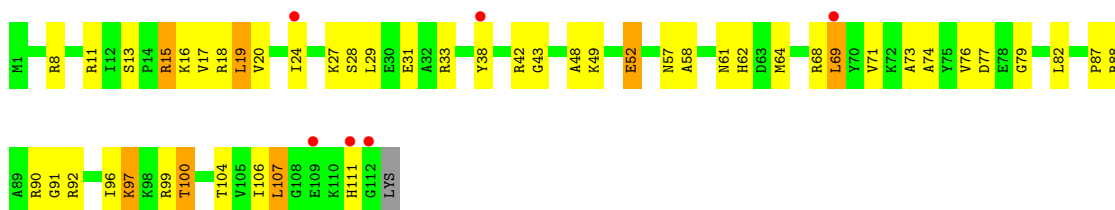
• Molecule 42: 50S ribosomal protein L21



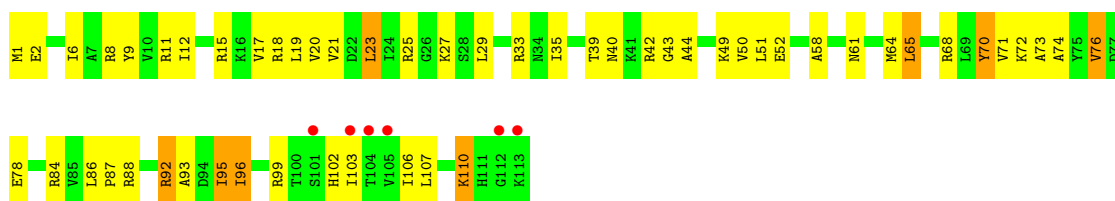
• Molecule 42: 50S ribosomal protein L21



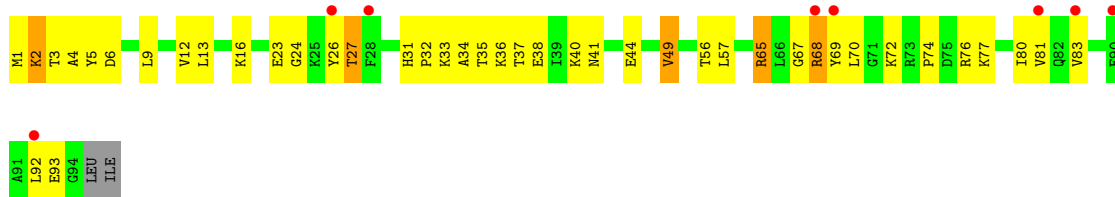
• Molecule 43: 50S ribosomal protein L22



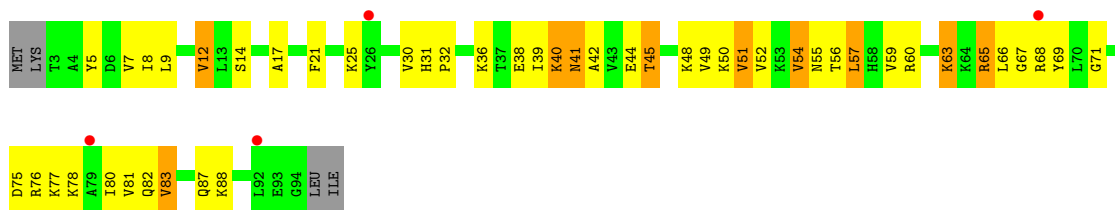
• Molecule 43: 50S ribosomal protein L22



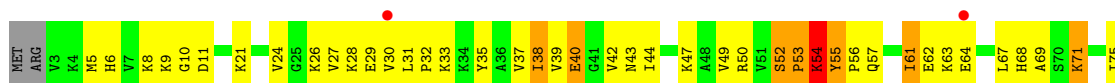
• Molecule 44: 50S ribosomal protein L23

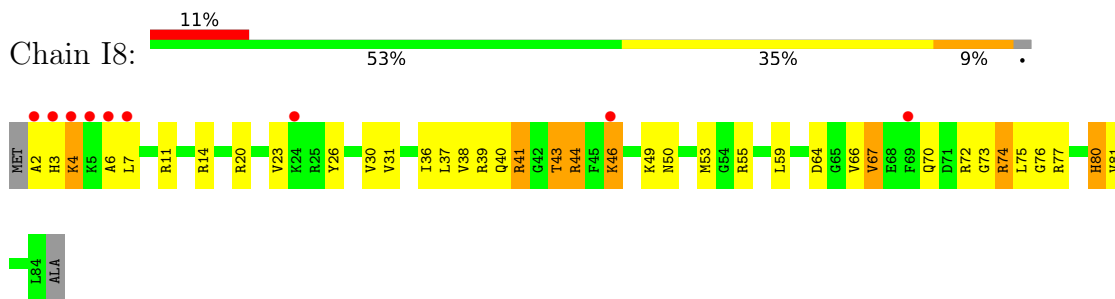


• Molecule 44: 50S ribosomal protein L23

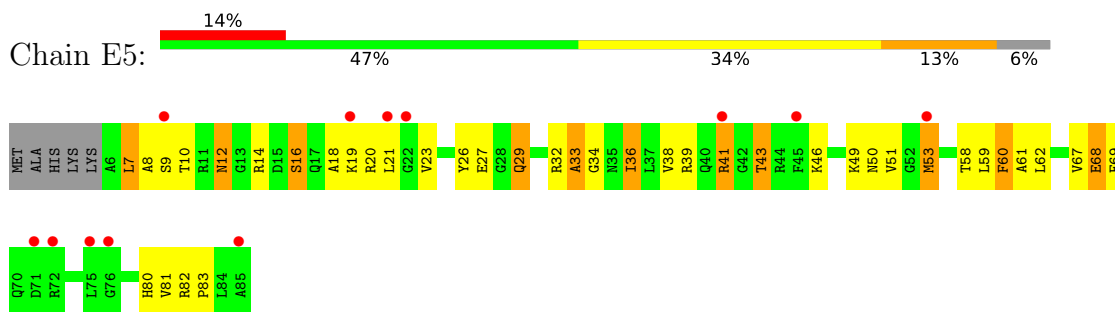


• Molecule 45: 50S ribosomal protein L24

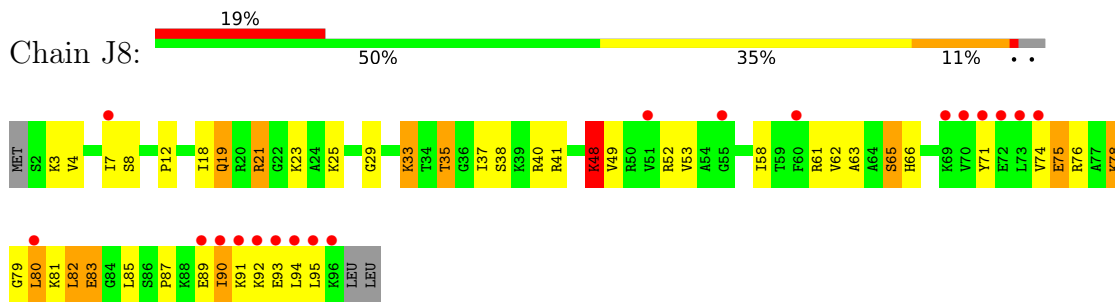




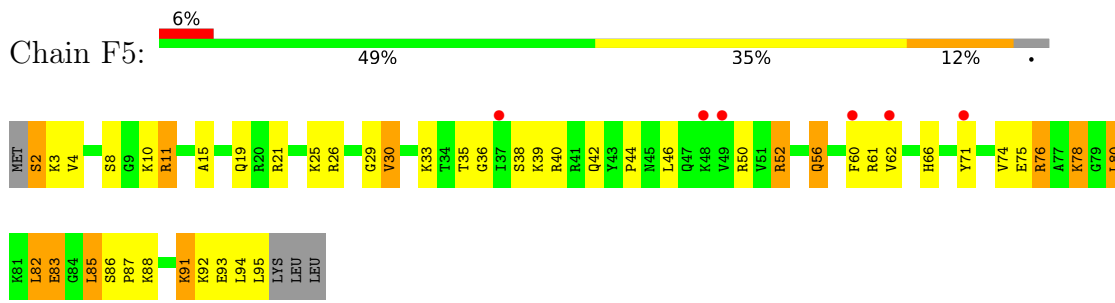
• Molecule 47: 50S ribosomal protein L27



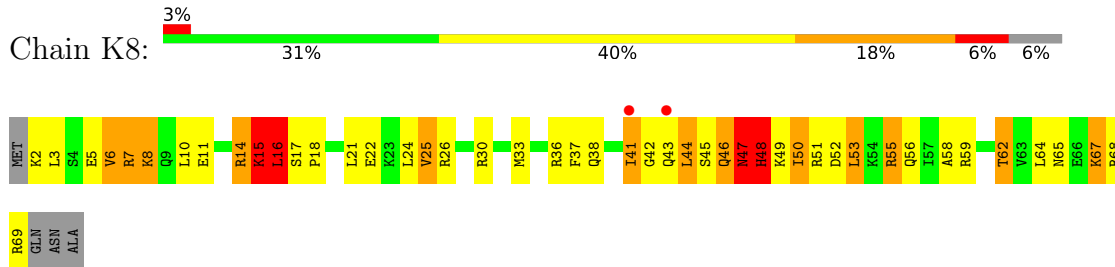
• Molecule 48: 50S ribosomal protein L28



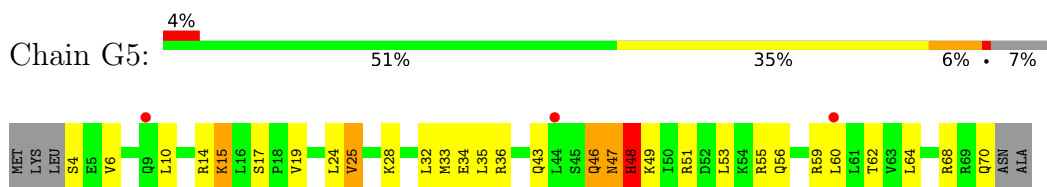
• Molecule 48: 50S ribosomal protein L28



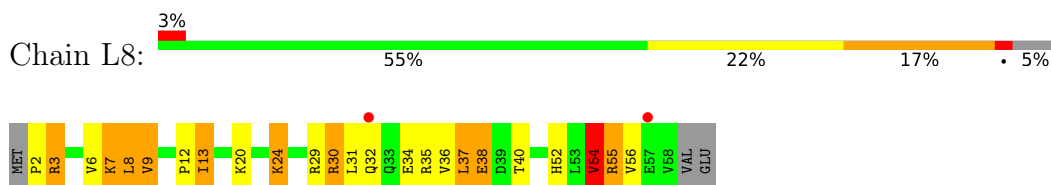
• Molecule 49: 50S ribosomal protein L29



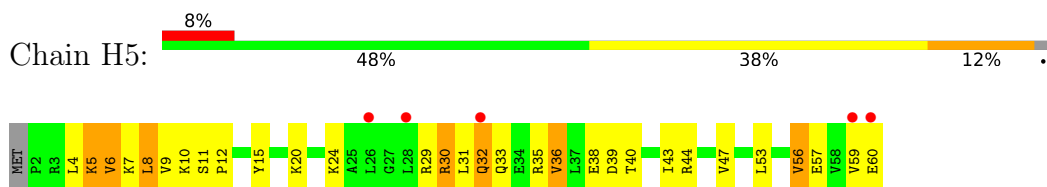
- Molecule 49: 50S ribosomal protein L29



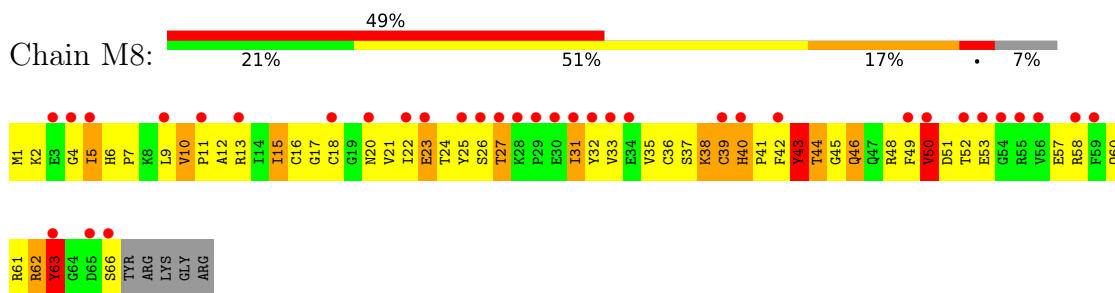
- Molecule 50: 50S ribosomal protein L30



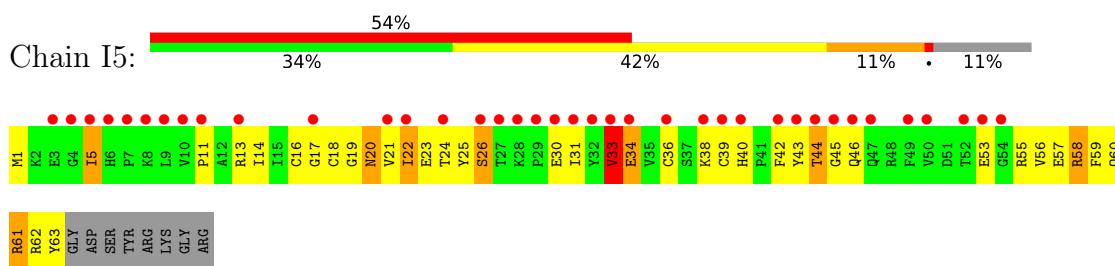
- Molecule 50: 50S ribosomal protein L30



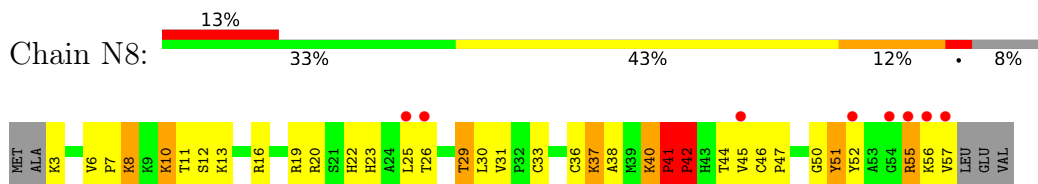
- Molecule 51: 50S ribosomal protein L31



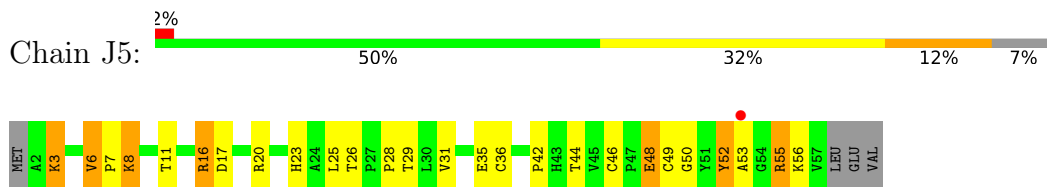
- Molecule 51: 50S ribosomal protein L31




- Molecule 52: 50S ribosomal protein L32



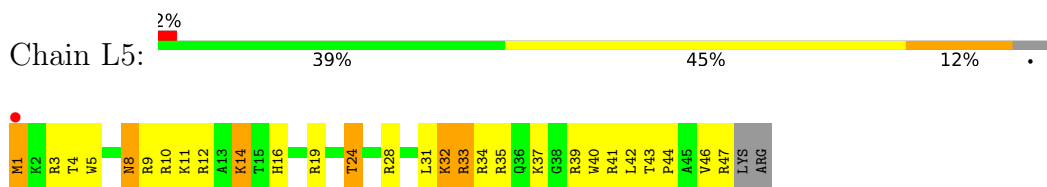
- Molecule 52: 50S ribosomal protein L32



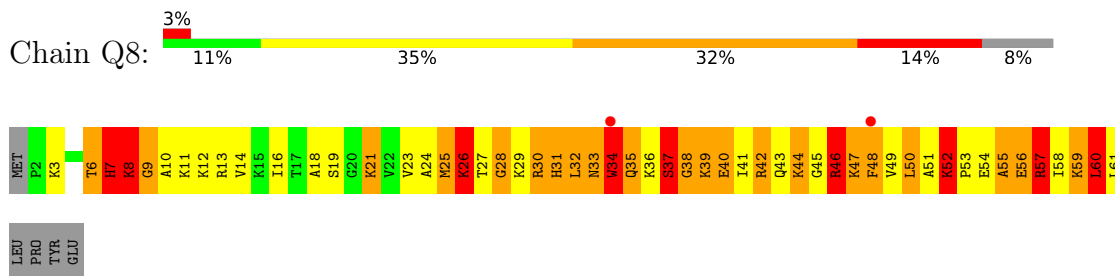
- Molecule 53: 50S ribosomal protein L34



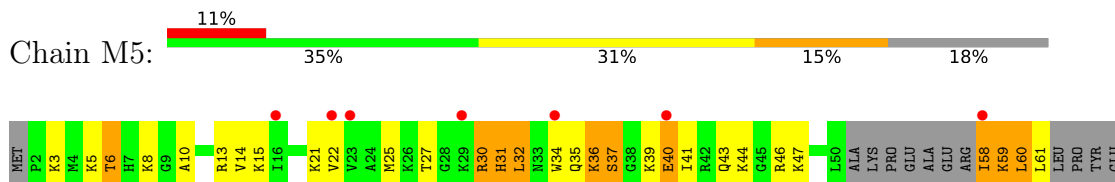
- Molecule 53: 50S ribosomal protein L34



- Molecule 54: 50S ribosomal protein L35



- Molecule 54: 50S ribosomal protein L35



4 Data and refinement statistics

Property	Value	Source
Space group	P 21 21 21	Depositor
Cell constants a, b, c, α , β , γ	209.50Å 449.90Å 618.70Å 90.00° 90.00° 90.00°	Depositor
Resolution (Å)	153.31 – 3.30 153.31 – 3.30	Depositor EDS
% Data completeness (in resolution range)	100.0 (153.31-3.30) 93.1 (153.31-3.30)	Depositor EDS
R_{merge}	0.54	Depositor
R_{sym}	(Not available)	Depositor
$\langle I/\sigma(I) \rangle$ ¹	1.47 (at 3.33Å)	Xtrriage
Refinement program	PHENIX	Depositor
R, R_{free}	0.185 , (Not available) 0.185 , 0.231	Depositor DCC
R_{free} test set	2000 reflections (0.23%)	wwPDB-VP
Wilson B-factor (Å ²)	96.6	Xtrriage
Anisotropy	0.284	Xtrriage
Bulk solvent k_{sol} (e/Å ³), B_{sol} (Å ²)	0.26 , 81.6	EDS
L-test for twinning ²	$\langle L \rangle = 0.45$, $\langle L^2 \rangle = 0.27$	Xtrriage
Estimated twinning fraction	No twinning to report.	Xtrriage
F_o, F_c correlation	0.95	EDS
Total number of atoms	299429	wwPDB-VP
Average B, all atoms (Å ²)	116.0	wwPDB-VP

Xtrriage's analysis on translational NCS is as follows: *The largest off-origin peak in the Patterson function is 1.55% of the height of the origin peak. No significant pseudotranslation is detected.*

¹Intensities estimated from amplitudes.

²Theoretical values of $\langle |L| \rangle$, $\langle L^2 \rangle$ for acentric reflections are 0.5, 0.333 respectively for untwinned datasets, and 0.375, 0.2 for perfectly twinned datasets.

5 Model quality i

5.1 Standard geometry i

Bond lengths and bond angles in the following residue types are not validated in this section: MG, PSU, 1MG, OMG, H2U, ZN, 5MU

The Z score for a bond length (or angle) is the number of standard deviations the observed value is removed from the expected value. A bond length (or angle) with $|Z| > 5$ is considered an outlier worth inspection. RMSZ is the root-mean-square of all Z scores of the bond lengths (or angles).

Mol	Chain	Bond lengths		Bond angles	
		RMSZ	# $ Z > 5$	RMSZ	# $ Z > 5$
1	13	0.70	4/36254 (0.0%)	1.35	317/56581 (0.6%)
1	1G	0.66	0/36390	1.30	250/56793 (0.4%)
2	12	0.39	0/1959	0.67	2/2642 (0.1%)
2	1E	0.41	0/1959	0.67	2/2642 (0.1%)
3	22	0.44	0/1636	0.65	0/2205
3	2E	0.50	0/1629	0.66	1/2195 (0.0%)
4	32	0.54	1/1732 (0.1%)	0.76	1/2318 (0.0%)
4	3E	0.63	4/1732 (0.2%)	0.75	2/2318 (0.1%)
5	42	0.50	0/1171	0.73	0/1576
5	4E	0.54	0/1171	0.70	0/1576
6	52	0.52	0/855	0.72	2/1154 (0.2%)
6	5E	0.56	0/855	0.67	0/1154
7	62	0.43	0/1218	0.60	0/1632
7	6E	0.40	0/1171	0.57	0/1567
8	72	0.47	0/1135	0.65	0/1527
8	7E	0.51	0/1135	0.72	0/1527
9	82	0.41	0/1002	0.66	0/1346
9	8E	0.43	0/1028	0.65	0/1379
10	1A	0.40	0/814	0.63	0/1095
10	1I	0.47	0/814	0.70	0/1095
11	2A	0.48	0/879	0.70	0/1187
11	2I	0.47	0/879	0.72	1/1187 (0.1%)
12	3A	0.58	0/991	0.77	0/1327
12	3I	0.62	0/972	0.83	0/1301
13	4A	0.34	0/938	0.59	0/1258
13	4I	0.45	0/938	0.65	0/1258
14	5A	0.45	0/484	0.72	0/643
14	5I	0.64	1/500 (0.2%)	0.80	0/664
15	6A	0.51	0/744	0.64	0/992
15	6I	0.51	0/744	0.71	0/992
16	7A	0.52	0/721	0.70	0/970
16	7I	0.47	0/721	0.67	0/970

Mol	Chain	Bond lengths		Bond angles	
		RMSZ	# Z >5	RMSZ	# Z >5
17	8A	0.56	0/836	0.66	0/1117
17	8I	0.52	0/847	0.73	0/1131
18	9A	0.53	0/569	0.78	0/757
18	9I	0.49	0/555	0.74	0/739
19	AA	0.39	0/638	0.66	0/860
19	AI	0.46	0/657	0.75	1/885 (0.1%)
20	BA	0.48	0/764	0.73	0/1007
20	BI	0.41	0/764	0.66	0/1007
21	1B	0.47	0/221	0.63	0/288
21	1F	0.41	0/203	0.65	0/266
22	1K	0.52	0/1988	1.13	11/3099 (0.4%)
22	1L	0.45	0/1988	1.06	9/3099 (0.3%)
23	2K	0.69	0/1746	1.39	17/2719 (0.6%)
23	2L	0.69	0/1768	1.47	21/2753 (0.8%)
24	3K	0.49	0/1838	1.12	6/2862 (0.2%)
24	3L	0.54	0/1786	1.13	4/2778 (0.1%)
25	4K	0.70	0/372	1.05	0/574
25	4L	0.60	0/485	1.03	1/749 (0.1%)
26	14	0.84	45/70167 (0.1%)	1.51	1106/109541 (1.0%)
26	1H	0.91	66/70233 (0.1%)	1.60	1430/109643 (1.3%)
27	16	0.75	0/2928	1.48	45/4568 (1.0%)
27	1J	0.71	0/2928	1.37	24/4568 (0.5%)
28	11	0.70	1/2176 (0.0%)	0.89	2/2933 (0.1%)
28	19	0.69	2/2170 (0.1%)	0.91	2/2926 (0.1%)
29	21	0.63	0/1601	0.91	2/2160 (0.1%)
29	29	0.67	0/1601	0.97	2/2160 (0.1%)
30	31	0.67	0/1620	0.82	0/2194
30	39	0.62	0/1662	0.90	0/2249
31	41	0.43	0/1498	0.66	1/2016 (0.0%)
31	49	0.37	0/1498	0.63	0/2016
32	51	0.57	0/1362	0.85	0/1841
32	59	0.38	0/1332	0.75	2/1802 (0.1%)
33	61	0.52	0/1151	0.78	2/1558 (0.1%)
33	69	0.48	0/1151	0.75	2/1558 (0.1%)
34	15	0.54	0/1131	0.71	0/1525
34	58	0.56	0/1131	0.79	1/1525 (0.1%)
35	25	0.64	0/942	0.81	2/1269 (0.2%)
35	68	0.61	0/942	0.76	0/1269
36	35	0.59	0/1161	0.99	1/1544 (0.1%)
36	78	0.64	0/1139	1.03	2/1514 (0.1%)
37	45	0.63	0/1134	0.82	0/1517
37	88	0.66	0/1142	0.92	3/1527 (0.2%)
38	55	0.62	0/973	0.87	1/1302 (0.1%)

Mol	Chain	Bond lengths		Bond angles	
		RMSZ	# Z >5	RMSZ	# Z >5
38	98	0.53	0/981	0.85	2/1312 (0.2%)
39	65	0.55	0/891	0.91	1/1187 (0.1%)
39	A8	0.55	0/891	0.81	1/1187 (0.1%)
40	75	0.61	0/1155	0.77	0/1542
40	B8	0.64	0/1095	0.79	0/1463
41	85	0.59	0/981	0.79	0/1306
41	C8	0.67	0/981	0.88	2/1306 (0.2%)
42	95	0.66	0/789	0.85	2/1057 (0.2%)
42	D8	0.59	0/789	0.83	1/1057 (0.1%)
43	A5	0.68	0/910	0.87	0/1220
43	E8	0.64	0/901	0.83	0/1209
44	B5	0.69	0/739	0.81	0/993
44	F8	0.72	0/756	0.86	0/1014
45	C5	0.68	0/807	0.90	1/1076 (0.1%)
45	G8	0.71	0/796	0.98	5/1062 (0.5%)
46	D5	0.47	0/1145	0.67	0/1547
46	H8	0.47	0/1403	0.76	2/1901 (0.1%)
47	E5	0.63	0/635	0.89	0/848
47	I8	0.69	0/665	0.82	0/885
48	F5	0.65	0/744	0.87	1/989 (0.1%)
48	J8	0.67	0/753	0.93	3/1000 (0.3%)
49	G5	0.61	0/569	0.85	0/753
49	K8	0.68	0/577	0.92	1/763 (0.1%)
50	H5	0.48	0/473	0.63	0/635
50	L8	0.66	0/457	0.79	0/613
51	I5	0.44	0/527	0.79	0/709
51	M8	0.43	0/545	0.77	0/733
52	J5	0.60	0/448	0.82	0/606
52	N8	0.64	0/443	0.84	0/599
53	L5	0.65	0/417	0.83	0/550
53	P8	0.75	0/417	0.88	0/550
54	M5	0.71	0/426	0.97	1/556 (0.2%)
54	Q8	1.05	0/486	1.47	6/638 (0.9%)
All	All	0.74	124/322561 (0.0%)	1.33	3307/483352 (0.7%)

Chiral center outliers are detected by calculating the chiral volume of a chiral center and verifying if the center is modelled as a planar moiety or with the opposite hand. A planarity outlier is detected by checking planarity of atoms in a peptide group, atoms in a mainchain group or atoms of a sidechain that are expected to be planar.

Mol	Chain	#Chirality outliers	#Planarity outliers
2	12	0	1

Continued on next page...

Continued from previous page...

Mol	Chain	#Chirality outliers	#Planarity outliers
2	1E	0	3
4	32	0	3
4	3E	0	1
9	82	0	1
9	8E	0	1
10	1A	0	1
11	2A	0	1
12	3A	0	2
12	3I	0	1
13	4A	0	1
14	5A	0	1
19	AI	0	2
20	BA	0	2
28	11	0	1
28	19	0	3
29	21	0	4
29	29	0	8
30	31	0	1
30	39	0	6
31	49	0	1
33	61	0	3
33	69	0	3
34	15	0	1
36	35	0	7
36	78	0	2
37	45	0	5
37	88	0	3
38	55	0	2
38	98	0	1
40	75	0	2
40	B8	0	2
41	85	0	2
41	C8	0	1
42	95	0	1
43	A5	0	1
45	C5	0	4
45	G8	0	4
46	H8	0	3
47	E5	0	2
47	I8	0	2
48	F5	0	1
48	J8	0	1

Continued on next page...

Continued from previous page...

Mol	Chain	#Chirality outliers	#Planarity outliers
49	G5	0	3
49	K8	0	5
51	I5	0	1
51	M8	0	3
52	J5	0	1
52	N8	0	2
53	P8	0	1
54	M5	0	2
54	Q8	0	12
All	All	0	128

The worst 5 of 124 bond length outliers are listed below:

Mol	Chain	Res	Type	Atoms	Z	Observed(Å)	Ideal(Å)
26	1H	774	A	N9-C4	-14.53	1.29	1.37
26	14	783	A	N9-C4	-9.44	1.32	1.37
26	1H	71	A	N9-C4	-9.18	1.32	1.37
26	14	2518	A	N9-C4	-7.93	1.33	1.37
4	3E	12	CYS	CB-SG	7.85	1.95	1.82

The worst 5 of 3307 bond angle outliers are listed below:

Mol	Chain	Res	Type	Atoms	Z	Observed(°)	Ideal(°)
26	1H	1899	G	N3-C4-N9	-18.45	114.93	126.00
26	14	1332	G	N3-C4-N9	-15.36	116.78	126.00
26	1H	676	A	C2-N3-C4	-14.95	103.12	110.60
26	1H	783	A	C5-N7-C8	-14.89	96.45	103.90
26	14	1786	A	N7-C8-N9	14.75	121.17	113.80

There are no chirality outliers.

5 of 128 planarity outliers are listed below:

Mol	Chain	Res	Type	Group
2	1E	15	VAL	Peptide
2	1E	169	LYS	Peptide
2	1E	237	ALA	Peptide
4	3E	31	CYS	Peptide
9	8E	47	LEU	Peptide

5.2 Too-close contacts [i](#)

In the following table, the Non-H and H(model) columns list the number of non-hydrogen atoms and hydrogen atoms in the chain respectively. The H(added) column lists the number of hydrogen atoms added and optimized by MolProbity. The Clashes column lists the number of clashes within the asymmetric unit, whereas Symm-Clashes lists symmetry-related clashes.

Mol	Chain	Non-H	H(model)	H(added)	Clashes	Symm-Clashes
1	13	32389	0	16350	718	0
1	1G	32511	0	16414	717	0
2	12	1924	0	1975	96	0
2	1E	1924	0	1975	88	0
3	22	1612	0	1677	83	0
3	2E	1605	0	1668	69	0
4	32	1702	0	1763	104	0
4	3E	1702	0	1763	77	0
5	42	1155	0	1213	52	0
5	4E	1155	0	1213	55	0
6	52	842	0	857	32	0
6	5E	842	0	857	33	0
7	62	1200	0	1238	51	0
7	6E	1157	0	1202	45	0
8	72	1115	0	1177	46	0
8	7E	1115	0	1177	42	0
9	82	983	0	1006	76	0
9	8E	1009	0	1037	68	0
10	1A	801	0	849	56	0
10	1I	801	0	849	53	0
11	2A	864	0	881	37	0
11	2I	864	0	881	39	0
12	3A	975	0	1062	41	0
12	3I	956	0	1046	47	0
13	4A	928	0	987	52	0
13	4I	928	0	987	55	0
14	5A	475	0	511	36	0
14	5I	491	0	529	31	0
15	6A	733	0	771	31	0
15	6I	733	0	771	25	0
16	7A	705	0	725	27	0
16	7I	705	0	725	40	0
17	8A	823	0	891	32	0
17	8I	834	0	904	39	0
18	9A	564	0	631	22	0
18	9I	550	0	613	23	0
19	AA	624	0	636	42	0

Continued on next page...

Continued from previous page...

Mol	Chain	Non-H	H(model)	H(added)	Clashes	Symm-Clashes
19	AI	643	0	662	43	0
20	BA	762	0	861	44	0
20	BI	762	0	861	40	0
21	1B	217	0	234	11	0
21	1F	199	0	208	9	0
22	1K	1863	0	942	41	0
22	1L	1863	0	942	40	0
23	2K	1692	0	859	47	0
23	2L	1712	0	870	62	0
24	3K	1646	0	830	36	0
24	3L	1601	0	809	30	0
25	4K	336	0	168	9	0
25	4L	438	0	220	11	0
26	14	62647	0	31582	1257	0
26	1H	62707	0	31614	1349	1
27	16	2617	0	1328	60	0
27	1J	2617	0	1328	70	0
28	11	2126	0	2208	88	0
28	19	2120	0	2197	86	0
29	21	1568	0	1634	96	0
29	29	1568	0	1634	104	0
30	31	1585	0	1632	84	0
30	39	1627	0	1680	94	0
31	41	1473	0	1535	92	0
31	49	1473	0	1535	67	0
32	51	1336	0	1418	80	0
32	59	1307	0	1382	73	0
33	61	1136	0	1223	59	0
33	69	1136	0	1223	57	0
34	15	1104	0	1180	49	0
34	58	1104	0	1180	56	0
35	25	932	0	996	43	0
35	68	932	0	996	35	0
36	35	1144	0	1228	82	0
36	78	1122	0	1206	97	0
37	45	1113	0	1167	64	0
37	88	1121	0	1179	66	0
38	55	959	0	1021	51	0
38	98	967	0	1033	58	0
39	65	881	0	943	59	0
39	A8	881	0	943	57	0
40	75	1141	0	1202	54	0

Continued on next page...

Continued from previous page...

Mol	Chain	Non-H	H(model)	H(added)	Clashes	Symm-Clashes
40	B8	1081	0	1141	63	0
41	85	963	0	1022	61	0
41	C8	963	0	1022	60	0
42	95	778	0	852	60	0
42	D8	778	0	852	37	0
43	A5	899	0	964	34	0
43	E8	890	0	951	31	0
44	B5	725	0	778	38	0
44	F8	742	0	803	30	0
45	C5	794	0	884	52	0
45	G8	783	0	870	46	0
46	D5	1120	0	1146	54	0
46	H8	1373	0	1402	75	0
47	E5	627	0	645	42	0
47	I8	656	0	679	32	0
48	F5	737	0	813	38	0
48	J8	746	0	826	34	0
49	G5	567	0	618	20	0
49	K8	575	0	634	38	0
50	H5	468	0	518	15	1
50	L8	452	0	503	19	0
51	I5	515	0	514	35	0
51	M8	533	0	526	52	0
52	J5	434	0	454	19	0
52	N8	429	0	449	31	0
53	L5	409	0	454	21	0
53	P8	409	0	454	18	0
54	M5	422	0	484	30	0
54	Q8	480	0	549	94	0
55	11	1	0	0	0	0
55	13	146	0	0	0	0
55	14	490	0	0	0	0
55	16	5	0	0	0	0
55	1G	143	0	0	0	0
55	1H	512	0	0	0	0
55	1J	2	0	0	0	0
55	1K	1	0	0	0	0
55	21	2	0	0	0	0
55	25	1	0	0	0	0
55	29	3	0	0	0	0
55	2K	3	0	0	0	0
55	2L	2	0	0	0	0

Continued on next page...

Continued from previous page...

Mol	Chain	Non-H	H(model)	H(added)	Clashes	Symm-Clashes
55	31	1	0	0	0	0
55	32	1	0	0	0	0
55	3E	1	0	0	0	0
55	3I	1	0	0	0	0
55	45	2	0	0	0	0
55	5E	1	0	0	0	0
55	78	1	0	0	0	0
55	7A	1	0	0	0	0
55	85	2	0	0	0	0
55	88	4	0	0	0	0
55	98	1	0	0	0	0
55	E5	2	0	0	0	0
55	G8	1	0	0	0	0
55	I8	2	0	0	0	0
55	J8	1	0	0	0	0
55	P8	1	0	0	0	0
56	32	1	0	0	0	0
56	3E	1	0	0	0	0
56	5A	1	0	0	0	0
56	5I	1	0	0	0	0
56	C5	1	0	0	0	0
56	G8	1	0	0	0	0
57	11	1	0	0	0	0
57	13	74	0	0	11	0
57	14	520	0	0	102	0
57	19	8	0	0	2	0
57	1G	73	0	0	6	0
57	1H	552	0	0	122	0
57	21	1	0	0	1	0
57	29	2	0	0	0	0
57	31	4	0	0	1	0
57	35	1	0	0	0	0
57	39	4	0	0	0	0
57	3E	1	0	0	0	0
57	4L	2	0	0	0	0
57	55	2	0	0	0	0
57	6A	2	0	0	0	0
57	6I	1	0	0	0	0
57	78	2	0	0	0	0
57	7A	1	0	0	0	0
57	85	1	0	0	0	0
57	A5	1	0	0	0	0

Continued on next page...

Continued from previous page...

Mol	Chain	Non-H	H(model)	H(added)	Clashes	Symm-Clashes
57	B8	1	0	0	0	0
57	BI	1	0	0	0	0
57	C8	2	0	0	1	0
57	D8	1	0	0	0	0
57	E8	1	0	0	0	0
57	I8	3	0	0	0	0
57	J8	1	0	0	0	0
57	M5	3	0	0	0	0
57	P8	1	0	0	0	0
All	All	299429	0	199511	8202	1

The all-atom clashscore is defined as the number of clashes found per 1000 atoms (including hydrogen atoms). The all-atom clashscore for this structure is 17.

The worst 5 of 8202 close contacts within the same asymmetric unit are listed below, sorted by their clash magnitude.

Atom-1	Atom-2	Interatomic distance (Å)	Clash overlap (Å)
26:1H:2032:G:N7	57:1H:4116:HOH:O	1.81	1.11
2:12:185:ILE:HG22	2:12:199:TYR:HB2	1.39	1.04
26:1H:810:U:OP1	57:1H:4123:HOH:O	1.75	1.03
26:1H:2308:G:H1	26:1H:2311:A:H2	1.07	1.02
26:1H:763:G:OP1	57:1H:3623:HOH:O	1.80	1.00

All (1) symmetry-related close contacts are listed below. The label for Atom-2 includes the symmetry operator and encoded unit-cell translations to be applied.

Atom-1	Atom-2	Interatomic distance (Å)	Clash overlap (Å)
26:1H:654(O):G:N2	50:H5:57:GLU:OE1[2_464]	2.18	0.02

5.3 Torsion angles [i](#)

5.3.1 Protein backbone [i](#)

In the following table, the Percentiles column shows the percent Ramachandran outliers of the chain as a percentile score with respect to all X-ray entries followed by that with respect to entries of similar resolution.

The Analysed column shows the number of residues for which the backbone conformation was analysed, and the total number of residues.

Mol	Chain	Analysed	Favoured	Allowed	Outliers	Percentiles	
2	12	235/256 (92%)	198 (84%)	35 (15%)	2 (1%)	17	48
2	1E	235/256 (92%)	200 (85%)	33 (14%)	2 (1%)	17	48
3	22	204/239 (85%)	181 (89%)	23 (11%)	0	100	100
3	2E	203/239 (85%)	185 (91%)	18 (9%)	0	100	100
4	32	206/209 (99%)	175 (85%)	30 (15%)	1 (0%)	29	61
4	3E	206/209 (99%)	194 (94%)	9 (4%)	3 (2%)	10	38
5	42	149/162 (92%)	139 (93%)	10 (7%)	0	100	100
5	4E	149/162 (92%)	142 (95%)	6 (4%)	1 (1%)	22	54
6	52	99/101 (98%)	97 (98%)	2 (2%)	0	100	100
6	5E	99/101 (98%)	94 (95%)	5 (5%)	0	100	100
7	62	143/156 (92%)	137 (96%)	6 (4%)	0	100	100
7	6E	140/156 (90%)	134 (96%)	6 (4%)	0	100	100
8	72	136/138 (99%)	125 (92%)	10 (7%)	1 (1%)	22	54
8	7E	136/138 (99%)	124 (91%)	11 (8%)	1 (1%)	22	54
9	82	122/128 (95%)	109 (89%)	12 (10%)	1 (1%)	19	51
9	8E	125/128 (98%)	106 (85%)	19 (15%)	0	100	100
10	1A	97/105 (92%)	90 (93%)	7 (7%)	0	100	100
10	1I	97/105 (92%)	90 (93%)	7 (7%)	0	100	100
11	2A	114/129 (88%)	103 (90%)	8 (7%)	3 (3%)	5	27
11	2I	114/129 (88%)	102 (90%)	10 (9%)	2 (2%)	8	35
12	3A	123/132 (93%)	99 (80%)	20 (16%)	4 (3%)	4	22
12	3I	120/132 (91%)	102 (85%)	18 (15%)	0	100	100
13	4A	114/126 (90%)	95 (83%)	18 (16%)	1 (1%)	17	48
13	4I	114/126 (90%)	95 (83%)	18 (16%)	1 (1%)	17	48
14	5A	56/61 (92%)	46 (82%)	9 (16%)	1 (2%)	8	35
14	5I	58/61 (95%)	49 (84%)	8 (14%)	1 (2%)	9	35
15	6A	86/89 (97%)	81 (94%)	5 (6%)	0	100	100
15	6I	86/89 (97%)	80 (93%)	6 (7%)	0	100	100
16	7A	82/88 (93%)	77 (94%)	5 (6%)	0	100	100
16	7I	82/88 (93%)	76 (93%)	6 (7%)	0	100	100
17	8A	97/105 (92%)	92 (95%)	5 (5%)	0	100	100
17	8I	98/105 (93%)	91 (93%)	7 (7%)	0	100	100

Continued on next page...

Continued from previous page...

Mol	Chain	Analysed	Favoured	Allowed	Outliers	Percentiles	
18	9A	67/88 (76%)	61 (91%)	6 (9%)	0	100	100
18	9I	65/88 (74%)	63 (97%)	1 (2%)	1 (2%)	10	38
19	AA	76/93 (82%)	62 (82%)	12 (16%)	2 (3%)	5	27
19	AI	78/93 (84%)	65 (83%)	11 (14%)	2 (3%)	5	27
20	BA	97/106 (92%)	87 (90%)	8 (8%)	2 (2%)	7	31
20	BI	97/106 (92%)	82 (84%)	15 (16%)	0	100	100
21	1B	23/27 (85%)	21 (91%)	2 (9%)	0	100	100
21	1F	21/27 (78%)	20 (95%)	1 (5%)	0	100	100
28	11	271/276 (98%)	257 (95%)	10 (4%)	4 (2%)	10	38
28	19	271/276 (98%)	247 (91%)	17 (6%)	7 (3%)	5	27
29	21	203/206 (98%)	162 (80%)	32 (16%)	9 (4%)	2	16
29	29	203/206 (98%)	154 (76%)	38 (19%)	11 (5%)	2	12
30	31	200/210 (95%)	183 (92%)	15 (8%)	2 (1%)	15	46
30	39	206/210 (98%)	165 (80%)	33 (16%)	8 (4%)	3	18
31	41	179/182 (98%)	156 (87%)	20 (11%)	3 (2%)	9	35
31	49	179/182 (98%)	153 (86%)	24 (13%)	2 (1%)	14	45
32	51	172/180 (96%)	148 (86%)	17 (10%)	7 (4%)	3	17
32	59	168/180 (93%)	131 (78%)	33 (20%)	4 (2%)	6	28
33	61	144/148 (97%)	117 (81%)	24 (17%)	3 (2%)	7	31
33	69	144/148 (97%)	116 (81%)	25 (17%)	3 (2%)	7	31
34	15	136/140 (97%)	119 (88%)	16 (12%)	1 (1%)	22	54
34	58	136/140 (97%)	118 (87%)	15 (11%)	3 (2%)	6	30
35	25	120/122 (98%)	115 (96%)	5 (4%)	0	100	100
35	68	120/122 (98%)	114 (95%)	6 (5%)	0	100	100
36	35	148/150 (99%)	115 (78%)	24 (16%)	9 (6%)	1	10
36	78	145/150 (97%)	117 (81%)	23 (16%)	5 (3%)	3	22
37	45	138/141 (98%)	109 (79%)	27 (20%)	2 (1%)	11	38
37	88	139/141 (99%)	115 (83%)	21 (15%)	3 (2%)	6	30
38	55	115/118 (98%)	101 (88%)	12 (10%)	2 (2%)	9	35
38	98	116/118 (98%)	101 (87%)	14 (12%)	1 (1%)	17	48
39	65	109/112 (97%)	87 (80%)	20 (18%)	2 (2%)	8	35

Continued on next page...

Continued from previous page...

Mol	Chain	Analysed	Favoured	Allowed	Outliers	Percentiles	
39	A8	109/112 (97%)	92 (84%)	16 (15%)	1 (1%)	17	48
40	75	135/146 (92%)	120 (89%)	14 (10%)	1 (1%)	22	54
40	B8	127/146 (87%)	113 (89%)	14 (11%)	0	100	100
41	85	115/118 (98%)	104 (90%)	10 (9%)	1 (1%)	17	48
41	C8	115/118 (98%)	104 (90%)	8 (7%)	3 (3%)	5	27
42	95	99/101 (98%)	77 (78%)	17 (17%)	5 (5%)	2	13
42	D8	99/101 (98%)	91 (92%)	6 (6%)	2 (2%)	7	32
43	A5	111/113 (98%)	104 (94%)	5 (4%)	2 (2%)	8	35
43	E8	110/113 (97%)	101 (92%)	9 (8%)	0	100	100
44	B5	90/96 (94%)	84 (93%)	4 (4%)	2 (2%)	6	30
44	F8	92/96 (96%)	83 (90%)	7 (8%)	2 (2%)	6	30
45	C5	102/110 (93%)	73 (72%)	24 (24%)	5 (5%)	2	14
45	G8	101/110 (92%)	78 (77%)	19 (19%)	4 (4%)	3	18
46	D5	129/206 (63%)	101 (78%)	24 (19%)	4 (3%)	4	23
46	H8	169/206 (82%)	137 (81%)	26 (15%)	6 (4%)	3	20
47	E5	78/85 (92%)	68 (87%)	9 (12%)	1 (1%)	12	40
47	I8	81/85 (95%)	74 (91%)	7 (9%)	0	100	100
48	F5	92/98 (94%)	82 (89%)	9 (10%)	1 (1%)	14	45
48	J8	93/98 (95%)	84 (90%)	7 (8%)	2 (2%)	6	30
49	G5	65/72 (90%)	61 (94%)	2 (3%)	2 (3%)	4	23
49	K8	66/72 (92%)	61 (92%)	2 (3%)	3 (4%)	2	15
50	H5	57/60 (95%)	55 (96%)	2 (4%)	0	100	100
50	L8	55/60 (92%)	53 (96%)	1 (2%)	1 (2%)	8	35
51	I5	61/71 (86%)	35 (57%)	23 (38%)	3 (5%)	2	14
51	M8	64/71 (90%)	41 (64%)	20 (31%)	3 (5%)	2	14
52	J5	54/60 (90%)	50 (93%)	4 (7%)	0	100	100
52	N8	53/60 (88%)	46 (87%)	5 (9%)	2 (4%)	3	19
53	L5	45/49 (92%)	44 (98%)	1 (2%)	0	100	100
53	P8	45/49 (92%)	41 (91%)	3 (7%)	1 (2%)	6	30
54	M5	49/65 (75%)	41 (84%)	7 (14%)	1 (2%)	7	32
54	Q8	58/65 (89%)	34 (59%)	18 (31%)	6 (10%)	0	3

Continued on next page...

Continued from previous page...

Mol	Chain	Analysed	Favoured	Allowed	Outliers	Percentiles
All	All	11130/11946 (93%)	9701 (87%)	1242 (11%)	187 (2%)	9 35

5 of 187 Ramachandran outliers are listed below:

Mol	Chain	Res	Type
29	21	83	ASP
32	51	169	VAL
36	78	57	THR
38	98	11	ASN
46	H8	165	VAL

5.3.2 Protein sidechains [i](#)

In the following table, the Percentiles column shows the percent sidechain outliers of the chain as a percentile score with respect to all X-ray entries followed by that with respect to entries of similar resolution.

The Analysed column shows the number of residues for which the sidechain conformation was analysed, and the total number of residues.

Mol	Chain	Analysed	Rotameric	Outliers	Percentiles
2	12	205/220 (93%)	158 (77%)	47 (23%)	1 3
2	1E	205/220 (93%)	164 (80%)	41 (20%)	1 5
3	22	160/188 (85%)	122 (76%)	38 (24%)	0 2
3	2E	159/188 (85%)	120 (76%)	39 (24%)	0 2
4	32	180/181 (99%)	144 (80%)	36 (20%)	1 5
4	3E	180/181 (99%)	151 (84%)	29 (16%)	2 10
5	42	116/123 (94%)	83 (72%)	33 (28%)	0 1
5	4E	116/123 (94%)	88 (76%)	28 (24%)	0 2
6	52	90/90 (100%)	66 (73%)	24 (27%)	0 1
6	5E	90/90 (100%)	75 (83%)	15 (17%)	2 10
7	62	121/127 (95%)	94 (78%)	27 (22%)	1 3
7	6E	118/127 (93%)	98 (83%)	20 (17%)	2 9
8	72	119/119 (100%)	101 (85%)	18 (15%)	3 13
8	7E	119/119 (100%)	96 (81%)	23 (19%)	1 6
9	82	95/99 (96%)	83 (87%)	12 (13%)	4 19
9	8E	98/99 (99%)	68 (69%)	30 (31%)	0 1

Continued on next page...

Continued from previous page...

Mol	Chain	Analysed	Rotameric	Outliers	Percentiles	
10	1A	89/92 (97%)	74 (83%)	15 (17%)	2	9
10	1I	89/92 (97%)	72 (81%)	17 (19%)	1	6
11	2A	88/99 (89%)	73 (83%)	15 (17%)	2	9
11	2I	88/99 (89%)	77 (88%)	11 (12%)	4	19
12	3A	104/109 (95%)	71 (68%)	33 (32%)	0	1
12	3I	103/109 (94%)	84 (82%)	19 (18%)	1	7
13	4A	94/101 (93%)	76 (81%)	18 (19%)	1	6
13	4I	94/101 (93%)	67 (71%)	27 (29%)	0	1
14	5A	48/50 (96%)	38 (79%)	10 (21%)	1	4
14	5I	49/50 (98%)	36 (74%)	13 (26%)	0	1
15	6A	79/80 (99%)	72 (91%)	7 (9%)	9	32
15	6I	79/80 (99%)	68 (86%)	11 (14%)	3	16
16	7A	72/74 (97%)	58 (81%)	14 (19%)	1	5
16	7I	72/74 (97%)	58 (81%)	14 (19%)	1	5
17	8A	94/97 (97%)	79 (84%)	15 (16%)	2	11
17	8I	95/97 (98%)	78 (82%)	17 (18%)	2	8
18	9A	60/77 (78%)	46 (77%)	14 (23%)	1	3
18	9I	59/77 (77%)	48 (81%)	11 (19%)	1	7
19	AA	67/80 (84%)	55 (82%)	12 (18%)	2	8
19	AI	70/80 (88%)	53 (76%)	17 (24%)	0	2
20	BA	76/82 (93%)	64 (84%)	12 (16%)	2	11
20	BI	76/82 (93%)	61 (80%)	15 (20%)	1	5
21	1B	20/22 (91%)	19 (95%)	1 (5%)	24	55
21	1F	18/22 (82%)	17 (94%)	1 (6%)	21	52
28	11	215/218 (99%)	175 (81%)	40 (19%)	1	7
28	19	214/218 (98%)	172 (80%)	42 (20%)	1	5
29	21	165/166 (99%)	124 (75%)	41 (25%)	0	2
29	29	165/166 (99%)	126 (76%)	39 (24%)	1	3
30	31	161/166 (97%)	126 (78%)	35 (22%)	1	4
30	39	165/166 (99%)	125 (76%)	40 (24%)	0	2
31	41	155/156 (99%)	122 (79%)	33 (21%)	1	4

Continued on next page...

Continued from previous page...

Mol	Chain	Analysed	Rotameric	Outliers	Percentiles	
31	49	155/156 (99%)	123 (79%)	32 (21%)	1	4
32	51	145/148 (98%)	106 (73%)	39 (27%)	0	1
32	59	142/148 (96%)	108 (76%)	34 (24%)	0	2
33	61	122/124 (98%)	95 (78%)	27 (22%)	1	3
33	69	122/124 (98%)	89 (73%)	33 (27%)	0	1
34	15	117/119 (98%)	86 (74%)	31 (26%)	0	1
34	58	117/119 (98%)	91 (78%)	26 (22%)	1	3
35	25	100/100 (100%)	78 (78%)	22 (22%)	1	3
35	68	100/100 (100%)	77 (77%)	23 (23%)	1	3
36	35	116/116 (100%)	78 (67%)	38 (33%)	0	1
36	78	114/116 (98%)	83 (73%)	31 (27%)	0	1
37	45	110/111 (99%)	81 (74%)	29 (26%)	0	1
37	88	111/111 (100%)	89 (80%)	22 (20%)	1	5
38	55	100/101 (99%)	76 (76%)	24 (24%)	0	2
38	98	101/101 (100%)	75 (74%)	26 (26%)	0	2
39	65	87/88 (99%)	61 (70%)	26 (30%)	0	1
39	A8	87/88 (99%)	64 (74%)	23 (26%)	0	1
40	75	120/127 (94%)	87 (72%)	33 (28%)	0	1
40	B8	115/127 (91%)	86 (75%)	29 (25%)	0	2
41	85	93/94 (99%)	79 (85%)	14 (15%)	3	13
41	C8	93/94 (99%)	77 (83%)	16 (17%)	2	9
42	95	82/82 (100%)	61 (74%)	21 (26%)	0	2
42	D8	82/82 (100%)	60 (73%)	22 (27%)	0	1
43	A5	92/92 (100%)	74 (80%)	18 (20%)	1	5
43	E8	91/92 (99%)	74 (81%)	17 (19%)	1	7
44	B5	74/78 (95%)	56 (76%)	18 (24%)	0	2
44	F8	76/78 (97%)	62 (82%)	14 (18%)	1	7
45	C5	85/91 (93%)	61 (72%)	24 (28%)	0	1
45	G8	84/91 (92%)	61 (73%)	23 (27%)	0	1
46	D5	125/179 (70%)	94 (75%)	31 (25%)	0	2
46	H8	152/179 (85%)	118 (78%)	34 (22%)	1	3

Continued on next page...

Continued from previous page...

Mol	Chain	Analysed	Rotameric	Outliers	Percentiles	
47	E5	62/67 (92%)	48 (77%)	14 (23%)	1	3
47	I8	66/67 (98%)	50 (76%)	16 (24%)	0	2
48	F5	79/83 (95%)	60 (76%)	19 (24%)	0	2
48	J8	80/83 (96%)	62 (78%)	18 (22%)	1	3
49	G5	63/67 (94%)	49 (78%)	14 (22%)	1	3
49	K8	64/67 (96%)	46 (72%)	18 (28%)	0	1
50	H5	51/52 (98%)	39 (76%)	12 (24%)	1	3
50	L8	49/52 (94%)	36 (74%)	13 (26%)	0	1
51	I5	57/63 (90%)	44 (77%)	13 (23%)	1	3
51	M8	59/63 (94%)	42 (71%)	17 (29%)	0	1
52	J5	48/52 (92%)	37 (77%)	11 (23%)	1	3
52	N8	48/52 (92%)	35 (73%)	13 (27%)	0	1
53	L5	40/42 (95%)	28 (70%)	12 (30%)	0	1
53	P8	40/42 (95%)	29 (72%)	11 (28%)	0	1
54	M5	44/55 (80%)	31 (70%)	13 (30%)	0	1
54	Q8	50/55 (91%)	26 (52%)	24 (48%)	0	0
All	All	9404/9894 (95%)	7297 (78%)	2107 (22%)	1	3

5 of 2107 residues with a non-rotameric sidechain are listed below:

Mol	Chain	Res	Type
40	75	51	ARG
42	95	97	LYS
40	75	43	GLN
52	J5	52	TYR
40	B8	59	THR

Sometimes sidechains can be flipped to improve hydrogen bonding and reduce clashes. 5 of 17 such sidechains are listed below:

Mol	Chain	Res	Type
32	59	61	HIS
45	C5	6	HIS
44	F8	31	HIS
46	H8	73	GLN
46	H8	151	HIS

5.3.3 RNA [i](#)

Mol	Chain	Analysed	Backbone Outliers	Pucker Outliers
1	13	1505/1522 (98%)	327 (21%)	31 (2%)
1	1G	1512/1522 (99%)	370 (24%)	38 (2%)
22	1K	86/87 (98%)	23 (26%)	1 (1%)
22	1L	86/87 (98%)	31 (36%)	4 (4%)
23	2K	77/87 (88%)	31 (40%)	8 (10%)
23	2L	79/87 (90%)	32 (40%)	8 (10%)
24	3K	75/87 (86%)	35 (46%)	4 (5%)
24	3L	72/87 (82%)	34 (47%)	5 (6%)
25	4K	14/60 (23%)	6 (42%)	0
25	4L	19/60 (31%)	5 (26%)	0
26	14	2908/2917 (99%)	696 (23%)	40 (1%)
26	1H	2911/2917 (99%)	672 (23%)	52 (1%)
27	16	121/122 (99%)	21 (17%)	1 (0%)
27	1J	121/122 (99%)	36 (29%)	4 (3%)
All	All	9586/9764 (98%)	2319 (24%)	196 (2%)

5 of 2319 RNA backbone outliers are listed below:

Mol	Chain	Res	Type
1	13	5	U
1	13	6	G
1	13	8	A
1	13	9	G
1	13	10	A

5 of 196 RNA pucker outliers are listed below:

Mol	Chain	Res	Type
1	1G	723	U
23	2L	44	G
1	1G	992	U
1	1G	1300	G
24	3L	83	U

5.4 Non-standard residues in protein, DNA, RNA chains [i](#)

20 non-standard protein/DNA/RNA residues are modelled in this entry.

In the following table, the Counts columns list the number of bonds (or angles) for which Mogul statistics could be retrieved, the number of bonds (or angles) that are observed in the model and the number of bonds (or angles) that are defined in the Chemical Component Dictionary. The

Link column lists molecule types, if any, to which the group is linked. The Z score for a bond length (or angle) is the number of standard deviations the observed value is removed from the expected value. A bond length (or angle) with $|Z| > 2$ is considered an outlier worth inspection. RMSZ is the root-mean-square of all Z scores of the bond lengths (or angles).

Mol	Type	Chain	Res	Link	Bond lengths			Bond angles		
					Counts	RMSZ	# Z > 2	Counts	RMSZ	# Z > 2
23	1MG	2L	38	23	18,26,27	2.64	6 (33%)	19,39,42	1.54	4 (21%)
23	1MG	2K	38	23	18,26,27	2.33	4 (22%)	19,39,42	1.20	2 (10%)
23	OMG	2K	18	23	18,26,27	5.33	9 (50%)	19,38,41	3.62	7 (36%)
23	PSU	2K	66	23	18,21,22	1.45	1 (5%)	22,30,33	1.78	4 (18%)
23	5MU	2L	65	23	19,22,23	3.90	5 (26%)	28,32,35	3.23	9 (32%)
22	5MU	1K	65	22	19,22,23	3.84	5 (26%)	28,32,35	3.18	9 (32%)
23	H2U	2L	17	23	18,21,22	1.93	4 (22%)	21,30,33	2.28	5 (23%)
22	PSU	1K	66	22	18,21,22	1.22	1 (5%)	22,30,33	1.73	4 (18%)
23	H2U	2K	17	23	18,21,22	2.19	4 (22%)	21,30,33	2.49	5 (23%)
23	OMG	2L	18	23	18,26,27	5.44	8 (44%)	19,38,41	3.52	6 (31%)
23	PSU	2L	66	23	18,21,22	1.25	1 (5%)	22,30,33	1.59	3 (13%)
22	PSU	1K	39	22	18,21,22	1.28	1 (5%)	22,30,33	1.49	2 (9%)
23	PSU	2L	39	23	18,21,22	1.07	1 (5%)	22,30,33	1.74	3 (13%)
23	PSU	2K	39	23	18,21,22	1.07	1 (5%)	22,30,33	1.79	3 (13%)
22	PSU	1L	66	22	18,21,22	0.99	1 (5%)	22,30,33	1.63	3 (13%)
22	5MU	1L	65	22	19,22,23	3.83	5 (26%)	28,32,35	3.20	9 (32%)
23	5MU	2K	65	23	19,22,23	3.89	5 (26%)	28,32,35	3.29	10 (35%)
22	1MG	1K	38	22	18,26,27	2.55	6 (33%)	19,39,42	1.75	5 (26%)
22	PSU	1L	39	22	18,21,22	1.35	1 (5%)	22,30,33	1.43	3 (13%)
22	1MG	1L	38	22	18,26,27	2.53	6 (33%)	19,39,42	1.45	4 (21%)

In the following table, the Chirals column lists the number of chiral outliers, the number of chiral centers analysed, the number of these observed in the model and the number defined in the Chemical Component Dictionary. Similar counts are reported in the Torsion and Rings columns. '2' means no outliers of that kind were identified.

Mol	Type	Chain	Res	Link	Chirals	Torsions	Rings
23	1MG	2L	38	23	-	0/3/25/26	0/3/3/3
23	1MG	2K	38	23	-	0/3/25/26	0/3/3/3
23	OMG	2K	18	23	-	0/5/27/28	0/3/3/3
23	PSU	2K	66	23	-	0/7/25/26	0/2/2/2
23	5MU	2L	65	23	-	3/7/25/26	0/2/2/2
22	5MU	1K	65	22	-	0/7/25/26	0/2/2/2

Continued on next page...

Continued from previous page...

Mol	Type	Chain	Res	Link	Chirals	Torsions	Rings
23	H2U	2L	17	23	-	2/7/38/39	0/2/2/2
22	PSU	1K	66	22	-	0/7/25/26	0/2/2/2
23	H2U	2K	17	23	-	1/7/38/39	0/2/2/2
23	OMG	2L	18	23	-	3/5/27/28	0/3/3/3
23	PSU	2L	66	23	-	0/7/25/26	0/2/2/2
22	PSU	1K	39	22	-	0/7/25/26	0/2/2/2
23	PSU	2L	39	23	-	0/7/25/26	0/2/2/2
23	PSU	2K	39	23	-	0/7/25/26	0/2/2/2
22	PSU	1L	66	22	-	2/7/25/26	0/2/2/2
22	5MU	1L	65	22	-	0/7/25/26	0/2/2/2
23	5MU	2K	65	23	-	0/7/25/26	0/2/2/2
22	1MG	1K	38	22	-	2/3/25/26	0/3/3/3
22	PSU	1L	39	22	-	0/7/25/26	0/2/2/2
22	1MG	1L	38	22	-	0/3/25/26	0/3/3/3

The worst 5 of 75 bond length outliers are listed below:

Mol	Chain	Res	Type	Atoms	Z	Observed(Å)	Ideal(Å)
23	2L	18	OMG	C8-N7	-15.69	1.08	1.35
23	2K	18	OMG	C8-N7	-15.02	1.09	1.35
23	2L	65	5MU	C2-N1	12.76	1.58	1.38
22	1K	65	5MU	C2-N1	12.32	1.58	1.38
23	2K	65	5MU	C2-N1	12.31	1.58	1.38

The worst 5 of 100 bond angle outliers are listed below:

Mol	Chain	Res	Type	Atoms	Z	Observed(°)	Ideal(°)
23	2K	65	5MU	C5-C4-N3	11.49	125.12	115.31
22	1K	65	5MU	C5-C4-N3	10.63	124.38	115.31
22	1L	65	5MU	C5-C4-N3	10.51	124.28	115.31
23	2L	65	5MU	C5-C4-N3	10.46	124.24	115.31
23	2K	18	OMG	C8-N7-C5	10.39	122.79	102.99

There are no chirality outliers.

5 of 13 torsion outliers are listed below:

Mol	Chain	Res	Type	Atoms
23	2L	18	OMG	C4'-C5'-O5'-P
23	2L	18	OMG	O4'-C4'-C5'-O5'
23	2L	18	OMG	C3'-C4'-C5'-O5'
23	2L	65	5MU	C3'-C4'-C5'-O5'

Continued on next page...

Continued from previous page...

Mol	Chain	Res	Type	Atoms
23	2L	65	5MU	O4'-C4'-C5'-O5'

There are no ring outliers.

10 monomers are involved in 13 short contacts:

Mol	Chain	Res	Type	Clashes	Symm-Clashes
23	2L	38	1MG	2	0
23	2K	38	1MG	1	0
23	2K	18	OMG	2	0
23	2L	65	5MU	2	0
23	2K	17	H2U	1	0
23	2L	18	OMG	2	0
23	2L	66	PSU	2	0
22	1K	39	PSU	1	0
23	2L	39	PSU	2	0
22	1L	65	5MU	2	0

5.5 Carbohydrates [i](#)

There are no monosaccharides in this entry.

5.6 Ligand geometry [i](#)

Of 1340 ligands modelled in this entry, 1340 are monoatomic - leaving 0 for Mogul analysis.

There are no bond length outliers.

There are no bond angle outliers.

There are no chirality outliers.

There are no torsion outliers.

There are no ring outliers.

No monomer is involved in short contacts.

5.7 Other polymers [i](#)

There are no such residues in this entry.

5.8 Polymer linkage issues

The following chains have linkage breaks:

Mol	Chain	Number of breaks
25	4K	1
25	4L	1

All chain breaks are listed below:

Model	Chain	Residue-1	Atom-1	Residue-2	Atom-2	Distance (Å)
1	4K	38:U	O3'	44:U	P	28.59
1	4L	40:U	O3'	44:U	P	16.09

6 Fit of model and data i

6.1 Protein, DNA and RNA chains i

In the following table, the column labelled '#RSRZ > 2' contains the number (and percentage) of RSRZ outliers, followed by percent RSRZ outliers for the chain as percentile scores relative to all X-ray entries and entries of similar resolution. The OWAB column contains the minimum, median, 95th percentile and maximum values of the occupancy-weighted average B-factor per residue. The column labelled 'Q < 0.9' lists the number of (and percentage) of residues with an average occupancy less than 0.9.

Mol	Chain	Analysed	<RSRZ>	#RSRZ>2	OWAB(Å ²)	Q<0.9
1	13	1507/1522 (99%)	-0.64	0 100 100	70, 113, 194, 267	0
1	1G	1513/1522 (99%)	-0.67	1 (0%) 95 97	79, 120, 189, 288	0
2	12	237/256 (92%)	0.57	25 (10%) 6 6	133, 170, 199, 207	0
2	1E	237/256 (92%)	0.36	15 (6%) 20 20	116, 156, 187, 198	0
3	22	206/239 (86%)	1.52	68 (33%) 0 0	128, 150, 185, 189	0
3	2E	205/239 (85%)	0.66	20 (9%) 7 7	94, 120, 157, 169	0
4	32	208/209 (99%)	0.80	20 (9%) 8 8	100, 121, 146, 158	0
4	3E	208/209 (99%)	0.23	3 (1%) 75 75	91, 113, 135, 145	0
5	42	151/162 (93%)	0.52	11 (7%) 15 15	105, 124, 142, 169	0
5	4E	151/162 (93%)	0.36	7 (4%) 32 30	89, 108, 128, 159	0
6	52	101/101 (100%)	0.27	0 100 100	87, 107, 126, 138	0
6	5E	101/101 (100%)	0.55	6 (5%) 22 22	87, 109, 129, 140	0
7	62	147/156 (94%)	0.51	11 (7%) 14 13	123, 138, 159, 171	0
7	6E	144/156 (92%)	0.40	4 (2%) 53 51	118, 136, 154, 175	0
8	72	138/138 (100%)	0.70	13 (9%) 8 9	100, 125, 141, 147	0
8	7E	138/138 (100%)	0.45	6 (4%) 35 34	97, 116, 130, 141	0
9	82	124/128 (96%)	0.31	4 (3%) 47 46	112, 154, 172, 181	0
9	8E	127/128 (99%)	-0.02	2 (1%) 72 70	105, 145, 167, 173	0
10	1A	99/105 (94%)	0.94	16 (16%) 1 2	126, 158, 184, 196	0
10	1I	99/105 (94%)	1.07	17 (17%) 1 1	96, 144, 175, 179	0
11	2A	116/129 (89%)	1.14	19 (16%) 1 2	92, 114, 138, 155	0
11	2I	116/129 (89%)	0.96	22 (18%) 1 1	86, 117, 142, 184	0
12	3A	125/132 (94%)	1.18	35 (28%) 0 0	91, 108, 136, 189	0
12	3I	122/132 (92%)	0.49	5 (4%) 37 35	78, 86, 112, 144	0

Continued on next page...

Continued from previous page...

Mol	Chain	Analysed	<RSRZ>	#RSRZ>2	OWAB(Å ²)	Q<0.9
13	4A	116/126 (92%)	0.98	18 (15%) 2 2	128, 165, 190, 202	0
13	4I	116/126 (92%)	0.96	18 (15%) 2 2	106, 146, 164, 175	0
14	5A	58/61 (95%)	1.29	21 (36%) 0 0	131, 143, 165, 167	0
14	5I	60/61 (98%)	0.02	1 (1%) 70 68	98, 110, 131, 142	0
15	6A	88/89 (98%)	0.26	4 (4%) 33 32	90, 113, 134, 136	0
15	6I	88/89 (98%)	0.34	4 (4%) 33 32	87, 108, 130, 139	0
16	7A	84/88 (95%)	0.42	4 (4%) 30 28	93, 108, 135, 169	0
16	7I	84/88 (95%)	0.82	15 (17%) 1 1	108, 120, 155, 187	0
17	8A	99/105 (94%)	0.52	9 (9%) 9 9	98, 112, 126, 131	0
17	8I	100/105 (95%)	0.12	3 (3%) 50 49	95, 113, 129, 133	0
18	9A	69/88 (78%)	1.37	16 (23%) 0 1	93, 115, 139, 172	0
18	9I	67/88 (76%)	1.47	21 (31%) 0 0	93, 111, 135, 144	0
19	AA	78/93 (83%)	1.43	25 (32%) 0 0	150, 182, 201, 206	0
19	AI	80/93 (86%)	1.02	18 (22%) 0 1	116, 149, 171, 175	0
20	BA	99/106 (93%)	0.08	1 (1%) 82 82	90, 115, 143, 158	0
20	BI	99/106 (93%)	0.36	3 (3%) 50 49	113, 132, 170, 175	0
21	1B	25/27 (92%)	0.98	6 (24%) 0 0	121, 142, 155, 172	0
21	1F	23/27 (85%)	0.24	0 100 100	115, 129, 133, 136	0
22	1K	83/87 (95%)	0.02	5 (6%) 21 21	95, 175, 257, 267	0
22	1L	83/87 (95%)	0.62	12 (14%) 2 2	111, 193, 298, 318	0
23	2K	73/87 (83%)	-0.06	4 (5%) 25 23	90, 130, 190, 235	0
23	2L	74/87 (85%)	0.21	5 (6%) 17 17	89, 140, 212, 243	0
24	3K	77/87 (88%)	0.04	3 (3%) 39 37	82, 248, 274, 282	0
24	3L	75/87 (86%)	-0.21	3 (4%) 38 36	82, 207, 221, 226	0
25	4K	16/60 (26%)	0.02	0 100 100	89, 147, 205, 218	0
25	4L	21/60 (35%)	0.16	2 (9%) 8 8	105, 147, 219, 221	0
26	14	2909/2917 (99%)	-0.35	34 (1%) 79 78	61, 91, 244, 328	0
26	1H	2912/2917 (99%)	-0.40	23 (0%) 86 86	55, 86, 243, 301	0
27	16	122/122 (100%)	-0.71	0 100 100	87, 113, 138, 224	0
27	1J	122/122 (100%)	-0.68	0 100 100	92, 126, 154, 207	0
28	11	273/276 (98%)	0.30	4 (1%) 73 72	55, 76, 93, 103	0

Continued on next page...

Continued from previous page...

Mol	Chain	Analysed	<RSRZ>	#RSRZ>2	OWAB(Å ²)	Q<0.9
28	19	273/276 (98%)	0.53	11 (4%) 38 36	60, 80, 97, 113	0
29	21	205/206 (99%)	0.72	23 (11%) 5 5	63, 98, 141, 156	0
29	29	205/206 (99%)	0.68	18 (8%) 10 10	68, 96, 137, 158	0
30	31	202/210 (96%)	0.23	8 (3%) 38 36	59, 88, 127, 140	0
30	39	208/210 (99%)	0.59	12 (5%) 23 22	67, 106, 167, 200	0
31	41	181/182 (99%)	1.48	54 (29%) 0 0	113, 144, 175, 183	0
31	49	181/182 (99%)	1.84	68 (37%) 0 0	131, 162, 190, 207	0
32	51	174/180 (96%)	0.44	17 (9%) 7 7	93, 118, 133, 143	0
32	59	170/180 (94%)	1.33	49 (28%) 0 0	154, 211, 241, 256	0
33	61	146/148 (98%)	0.73	21 (14%) 2 2	86, 134, 157, 167	0
33	69	146/148 (98%)	1.10	37 (25%) 0 0	90, 135, 158, 166	0
34	15	138/140 (98%)	0.64	9 (6%) 18 18	79, 105, 142, 157	0
34	58	138/140 (98%)	0.48	12 (8%) 10 10	78, 100, 136, 154	0
35	25	122/122 (100%)	0.63	8 (6%) 18 18	77, 93, 110, 116	0
35	68	122/122 (100%)	0.72	6 (4%) 29 27	66, 89, 105, 114	0
36	35	150/150 (100%)	0.68	16 (10%) 6 5	68, 107, 146, 170	0
36	78	147/150 (98%)	-0.08	0 100 100	64, 92, 114, 126	0
37	45	140/141 (99%)	1.24	32 (22%) 0 1	77, 106, 132, 154	0
37	88	141/141 (100%)	1.02	26 (18%) 1 1	73, 95, 118, 143	0
38	55	117/118 (99%)	0.30	3 (2%) 56 53	68, 86, 107, 119	0
38	98	118/118 (100%)	0.56	5 (4%) 36 34	76, 94, 113, 126	0
39	65	111/112 (99%)	0.92	16 (14%) 2 2	91, 117, 141, 150	0
39	A8	111/112 (99%)	0.76	14 (12%) 3 3	90, 107, 127, 141	0
40	75	137/146 (93%)	0.12	2 (1%) 73 72	83, 101, 163, 193	0
40	B8	129/146 (88%)	0.44	6 (4%) 31 29	84, 103, 135, 159	0
41	85	117/118 (99%)	0.27	6 (5%) 28 26	69, 93, 134, 152	0
41	C8	117/118 (99%)	0.34	2 (1%) 70 68	65, 89, 124, 139	0
42	95	101/101 (100%)	0.58	7 (6%) 16 16	70, 121, 143, 174	0
42	D8	101/101 (100%)	1.00	15 (14%) 2 2	69, 110, 140, 150	0
43	A5	113/113 (100%)	0.61	6 (5%) 26 24	68, 80, 112, 185	0
43	E8	112/113 (99%)	0.65	6 (5%) 25 24	72, 84, 120, 154	0

Continued on next page...

Continued from previous page...

Mol	Chain	Analysed	<RSRZ>	#RSRZ>2	OWAB(Å ²)	Q<0.9
44	B5	92/96 (95%)	0.43	4 (4%) 35 34	76, 92, 116, 127	0
44	F8	94/96 (97%)	0.65	8 (8%) 10 10	67, 81, 107, 132	0
45	C5	104/110 (94%)	1.26	22 (21%) 0 1	96, 121, 156, 170	0
45	G8	103/110 (93%)	0.32	2 (1%) 66 65	83, 103, 144, 153	0
46	D5	135/206 (65%)	1.58	47 (34%) 0 0	110, 142, 177, 191	0
46	H8	171/206 (83%)	1.04	26 (15%) 2 2	100, 140, 212, 221	0
47	E5	80/85 (94%)	0.89	12 (15%) 2 2	76, 92, 114, 143	0
47	I8	83/85 (97%)	0.75	9 (10%) 5 5	75, 88, 104, 115	0
48	F5	94/98 (95%)	0.56	6 (6%) 19 19	70, 88, 127, 146	0
48	J8	95/98 (96%)	1.02	19 (20%) 1 1	67, 85, 135, 140	0
49	G5	67/72 (93%)	0.51	3 (4%) 33 32	90, 112, 131, 146	0
49	K8	68/72 (94%)	0.23	2 (2%) 51 50	71, 90, 105, 126	0
50	H5	59/60 (98%)	0.57	5 (8%) 10 10	85, 101, 151, 166	0
50	L8	57/60 (95%)	0.29	2 (3%) 44 42	76, 94, 117, 137	0
51	I5	63/71 (88%)	2.59	38 (60%) 0 0	157, 205, 225, 231	0
51	M8	66/71 (92%)	2.18	35 (53%) 0 0	142, 184, 199, 204	0
52	J5	56/60 (93%)	0.06	1 (1%) 68 67	63, 85, 141, 149	0
52	N8	55/60 (91%)	0.80	8 (14%) 2 2	60, 100, 170, 184	0
53	L5	47/49 (95%)	0.05	1 (2%) 63 62	64, 69, 88, 95	0
53	P8	47/49 (95%)	-0.08	2 (4%) 35 34	57, 64, 82, 108	0
54	M5	53/65 (81%)	0.87	7 (13%) 3 3	68, 83, 101, 111	0
54	Q8	60/65 (92%)	0.29	2 (3%) 46 44	69, 84, 110, 124	0
All	All	20915/21710 (96%)	0.17	1388 (6%) 18 18	55, 108, 195, 328	0

The worst 5 of 1388 RSRZ outliers are listed below:

Mol	Chain	Res	Type	RSRZ
31	41	2	PRO	12.7
26	14	2902	C	11.9
26	14	2797	U	10.2
36	35	150	ALA	9.4
12	3A	128	ALA	9.4

6.2 Non-standard residues in protein, DNA, RNA chains [i](#)

In the following table, the Atoms column lists the number of modelled atoms in the group and the number defined in the chemical component dictionary. The B-factors column lists the minimum, median, 95th percentile and maximum values of B factors of atoms in the group. The column labelled 'Q< 0.9' lists the number of atoms with occupancy less than 0.9.

Mol	Type	Chain	Res	Atoms	RSCC	RSR	B-factors(Å ²)	Q<0.9
23	H2U	2K	17	20/21	0.86	0.17	125,135,173,181	0
22	PSU	1L	66	20/21	0.89	0.14	123,141,157,157	0
23	OMG	2K	18	24/25	0.89	0.14	125,139,151,157	0
23	H2U	2L	17	20/21	0.90	0.16	129,137,180,190	0
23	PSU	2K	66	20/21	0.91	0.10	117,125,133,135	0
22	PSU	1L	39	20/21	0.92	0.15	112,122,132,132	0
22	5MU	1K	65	21/22	0.92	0.15	109,126,139,143	0
22	PSU	1K	66	20/21	0.92	0.14	113,134,150,151	0
23	OMG	2L	18	24/25	0.93	0.16	136,144,154,157	0
22	PSU	1K	39	20/21	0.93	0.15	97,105,110,111	0
23	PSU	2L	66	20/21	0.93	0.11	120,131,136,140	0
23	PSU	2K	39	20/21	0.94	0.21	83,96,104,110	0
23	5MU	2L	65	21/22	0.94	0.13	116,128,142,149	0
22	1MG	1L	38	24/25	0.95	0.15	106,120,124,127	0
22	1MG	1K	38	24/25	0.95	0.15	93,100,106,107	0
23	PSU	2L	39	20/21	0.95	0.13	95,108,114,117	0
23	1MG	2L	38	24/25	0.96	0.13	103,110,121,121	0
22	5MU	1L	65	21/22	0.96	0.16	126,135,149,154	0
23	1MG	2K	38	24/25	0.96	0.15	87,96,107,111	0
23	5MU	2K	65	21/22	0.97	0.08	119,125,131,134	0

6.3 Carbohydrates [i](#)

There are no monosaccharides in this entry.

6.4 Ligands [i](#)

In the following table, the Atoms column lists the number of modelled atoms in the group and the number defined in the chemical component dictionary. The B-factors column lists the minimum, median, 95th percentile and maximum values of B factors of atoms in the group. The column labelled 'Q< 0.9' lists the number of atoms with occupancy less than 0.9.

Mol	Type	Chain	Res	Atoms	RSCC	RSR	B-factors(Å ²)	Q<0.9
55	MG	13	1673	1/1	0.14	0.50	145,145,145,145	0
55	MG	13	1676	1/1	0.26	0.29	103,103,103,103	0

Continued on next page...

Continued from previous page...

Mol	Type	Chain	Res	Atoms	RSCC	RSR	B-factors(\AA^2)	Q<0.9
55	MG	1G	1724	1/1	0.28	0.16	99,99,99,99	0
55	MG	1H	3335	1/1	0.32	0.31	101,101,101,101	0
55	MG	1H	3175	1/1	0.35	0.68	112,112,112,112	0
55	MG	1H	3203	1/1	0.35	0.27	110,110,110,110	0
55	MG	1H	3145	1/1	0.40	0.51	83,83,83,83	0
55	MG	1H	3193	1/1	0.41	0.32	116,116,116,116	0
55	MG	1H	3048	1/1	0.41	0.33	87,87,87,87	0
55	MG	14	3229	1/1	0.41	0.57	77,77,77,77	0
55	MG	14	3252	1/1	0.41	0.73	97,97,97,97	0
55	MG	1G	1689	1/1	0.43	0.23	103,103,103,103	0
55	MG	14	3367	1/1	0.44	0.40	102,102,102,102	0
55	MG	13	1706	1/1	0.46	0.38	95,95,95,95	0
55	MG	1G	1719	1/1	0.47	0.31	118,118,118,118	0
55	MG	14	3306	1/1	0.49	0.42	95,95,95,95	0
55	MG	2K	102	1/1	0.49	0.36	118,118,118,118	0
55	MG	14	3276	1/1	0.50	0.51	86,86,86,86	0
55	MG	14	3130	1/1	0.51	0.49	102,102,102,102	0
55	MG	1H	3400	1/1	0.51	0.45	94,94,94,94	0
55	MG	1G	1717	1/1	0.51	0.81	99,99,99,99	0
55	MG	13	1620	1/1	0.52	0.22	92,92,92,92	0
55	MG	13	1702	1/1	0.54	0.22	96,96,96,96	0
55	MG	14	3129	1/1	0.54	0.33	86,86,86,86	0
55	MG	13	1713	1/1	0.54	0.42	99,99,99,99	0
55	MG	1G	1601	1/1	0.54	0.35	91,91,91,91	0
55	MG	1H	3313	1/1	0.55	0.45	98,98,98,98	0
55	MG	13	1686	1/1	0.55	0.57	93,93,93,93	0
55	MG	1H	3188	1/1	0.55	0.47	92,92,92,92	0
55	MG	1H	3248	1/1	0.56	0.42	106,106,106,106	0
55	MG	1G	1729	1/1	0.56	0.52	89,89,89,89	0
55	MG	1H	3259	1/1	0.56	0.99	98,98,98,98	0
55	MG	1H	3183	1/1	0.56	0.47	90,90,90,90	0
55	MG	14	3322	1/1	0.56	0.19	93,93,93,93	0
55	MG	14	3171	1/1	0.56	0.45	103,103,103,103	0
55	MG	14	3223	1/1	0.57	0.40	118,118,118,118	0
55	MG	1H	3038	1/1	0.58	0.16	96,96,96,96	0
55	MG	1H	3494	1/1	0.58	0.15	125,125,125,125	0
55	MG	14	3369	1/1	0.58	0.68	105,105,105,105	0
55	MG	14	3159	1/1	0.59	0.41	102,102,102,102	0
55	MG	1H	3338	1/1	0.59	0.61	82,82,82,82	0
55	MG	13	1670	1/1	0.60	0.29	99,99,99,99	0
55	MG	1G	1680	1/1	0.60	0.32	88,88,88,88	0

Continued on next page...

Continued from previous page...

Mol	Type	Chain	Res	Atoms	RSCC	RSR	B-factors(Å ²)	Q<0.9
55	MG	1H	3324	1/1	0.60	0.44	89,89,89,89	0
55	MG	14	3301	1/1	0.60	0.43	90,90,90,90	0
55	MG	14	3364	1/1	0.61	0.27	89,89,89,89	0
55	MG	14	3247	1/1	0.61	0.50	78,78,78,78	0
55	MG	1H	3495	1/1	0.61	0.07	112,112,112,112	0
55	MG	1H	3499	1/1	0.62	0.19	103,103,103,103	0
55	MG	1H	3033	1/1	0.62	0.24	92,92,92,92	0
55	MG	1G	1738	1/1	0.62	0.07	137,137,137,137	0
55	MG	1G	1655	1/1	0.63	0.33	108,108,108,108	0
55	MG	1G	1657	1/1	0.63	0.22	92,92,92,92	0
55	MG	21	302	1/1	0.63	0.23	77,77,77,77	0
55	MG	29	303	1/1	0.63	0.28	79,79,79,79	0
55	MG	14	3096	1/1	0.64	0.57	62,62,62,62	0
55	MG	14	3235	1/1	0.64	0.51	91,91,91,91	0
55	MG	1H	3073	1/1	0.64	0.66	68,68,68,68	0
55	MG	14	3400	1/1	0.64	0.10	91,91,91,91	0
55	MG	88	304	1/1	0.64	0.90	77,77,77,77	0
55	MG	1H	3279	1/1	0.65	0.66	86,86,86,86	0
55	MG	13	1722	1/1	0.65	0.26	106,106,106,106	0
55	MG	1H	3368	1/1	0.65	0.42	88,88,88,88	0
55	MG	1H	3242	1/1	0.65	0.47	97,97,97,97	0
55	MG	14	3119	1/1	0.65	0.41	90,90,90,90	0
55	MG	14	3120	1/1	0.65	0.29	69,69,69,69	0
55	MG	1H	3266	1/1	0.66	0.23	79,79,79,79	0
55	MG	1H	3241	1/1	0.66	0.42	92,92,92,92	0
55	MG	14	3374	1/1	0.66	0.43	102,102,102,102	0
55	MG	14	3035	1/1	0.66	0.71	91,91,91,91	0
55	MG	1H	3262	1/1	0.66	0.25	93,93,93,93	0
55	MG	1G	1674	1/1	0.67	0.25	113,113,113,113	0
55	MG	14	3382	1/1	0.67	0.35	91,91,91,91	0
55	MG	14	3233	1/1	0.67	0.69	91,91,91,91	0
55	MG	1G	1702	1/1	0.67	0.30	95,95,95,95	0
55	MG	1G	1625	1/1	0.68	0.38	99,99,99,99	0
55	MG	1H	3283	1/1	0.68	0.95	85,85,85,85	0
55	MG	14	3230	1/1	0.68	0.46	85,85,85,85	0
55	MG	1H	3226	1/1	0.68	0.23	93,93,93,93	0
55	MG	1H	3314	1/1	0.68	0.69	92,92,92,92	0
55	MG	1H	3319	1/1	0.68	0.53	102,102,102,102	0
55	MG	1H	3198	1/1	0.68	0.34	113,113,113,113	0
55	MG	1G	1693	1/1	0.68	0.34	109,109,109,109	0
55	MG	14	3175	1/1	0.68	0.89	95,95,95,95	0

Continued on next page...

Continued from previous page...

Mol	Type	Chain	Res	Atoms	RSCC	RSR	B-factors(Å ²)	Q<0.9
56	ZN	G8	202	1/1	0.68	0.36	205,205,205,205	0
55	MG	1H	3169	1/1	0.69	0.34	90,90,90,90	0
55	MG	14	3264	1/1	0.69	0.37	78,78,78,78	0
55	MG	1G	1707	1/1	0.69	0.57	92,92,92,92	0
55	MG	14	3381	1/1	0.69	0.41	95,95,95,95	0
55	MG	1G	1742	1/1	0.69	0.09	131,131,131,131	0
55	MG	1H	3144	1/1	0.69	0.13	93,93,93,93	0
55	MG	1H	3354	1/1	0.69	0.21	107,107,107,107	0
55	MG	1G	1701	1/1	0.69	0.18	119,119,119,119	0
55	MG	14	3236	1/1	0.70	0.32	119,119,119,119	0
55	MG	1H	3342	1/1	0.70	0.16	73,73,73,73	0
55	MG	14	3204	1/1	0.70	0.56	89,89,89,89	0
55	MG	1H	3380	1/1	0.70	0.47	100,100,100,100	0
55	MG	14	3270	1/1	0.70	0.36	87,87,87,87	0
55	MG	1H	3391	1/1	0.70	0.25	78,78,78,78	0
55	MG	14	3388	1/1	0.70	0.72	94,94,94,94	0
55	MG	14	3395	1/1	0.70	0.21	98,98,98,98	0
55	MG	1H	3206	1/1	0.70	0.59	69,69,69,69	0
55	MG	1H	3404	1/1	0.70	0.62	83,83,83,83	0
55	MG	14	3173	1/1	0.70	0.44	76,76,76,76	0
55	MG	14	3319	1/1	0.71	0.44	89,89,89,89	0
55	MG	14	3393	1/1	0.71	0.70	79,79,79,79	0
55	MG	14	3243	1/1	0.71	0.39	75,75,75,75	0
55	MG	14	3352	1/1	0.71	0.50	99,99,99,99	0
55	MG	14	3358	1/1	0.71	0.55	89,89,89,89	0
55	MG	1H	3292	1/1	0.71	0.31	90,90,90,90	0
55	MG	13	1718	1/1	0.72	0.28	78,78,78,78	0
55	MG	14	3280	1/1	0.72	0.17	87,87,87,87	0
55	MG	1G	1613	1/1	0.72	0.21	92,92,92,92	0
55	MG	13	1721	1/1	0.72	0.40	84,84,84,84	0
55	MG	1H	3272	1/1	0.72	0.54	85,85,85,85	0
55	MG	13	1684	1/1	0.72	0.41	98,98,98,98	0
55	MG	14	3202	1/1	0.72	0.53	85,85,85,85	0
55	MG	1G	1659	1/1	0.72	0.61	83,83,83,83	0
55	MG	13	1727	1/1	0.72	0.46	90,90,90,90	0
55	MG	25	201	1/1	0.72	0.32	107,107,107,107	0
55	MG	13	1730	1/1	0.72	0.15	95,95,95,95	0
55	MG	13	1657	1/1	0.73	0.23	90,90,90,90	0
55	MG	13	1627	1/1	0.73	0.80	85,85,85,85	0
55	MG	14	3272	1/1	0.73	0.43	90,90,90,90	0
55	MG	1H	3261	1/1	0.73	0.30	85,85,85,85	0

Continued on next page...

Continued from previous page...

Mol	Type	Chain	Res	Atoms	RSCC	RSR	B-factors(Å ²)	Q<0.9
55	MG	13	1631	1/1	0.73	0.65	80,80,80,80	0
55	MG	1G	1645	1/1	0.73	0.22	80,80,80,80	0
55	MG	1H	3384	1/1	0.73	0.36	79,79,79,79	0
55	MG	13	1649	1/1	0.73	0.35	91,91,91,91	0
55	MG	1G	1696	1/1	0.74	0.25	94,94,94,94	0
55	MG	14	3228	1/1	0.74	0.14	78,78,78,78	0
55	MG	13	1698	1/1	0.74	0.39	89,89,89,89	0
55	MG	1H	3337	1/1	0.74	0.31	82,82,82,82	0
55	MG	14	3232	1/1	0.74	0.27	82,82,82,82	0
55	MG	13	1705	1/1	0.74	0.61	102,102,102,102	0
55	MG	14	3432	1/1	0.74	0.12	93,93,93,93	0
55	MG	1G	1708	1/1	0.74	0.58	66,66,66,66	0
55	MG	1G	1712	1/1	0.74	0.12	87,87,87,87	0
55	MG	14	3238	1/1	0.74	0.16	98,98,98,98	0
55	MG	13	1612	1/1	0.75	0.70	74,74,74,74	0
55	MG	1H	3406	1/1	0.75	0.56	87,87,87,87	0
55	MG	1H	3441	1/1	0.75	0.09	103,103,103,103	0
55	MG	1H	3479	1/1	0.75	0.07	103,103,103,103	0
55	MG	14	3307	1/1	0.75	0.31	91,91,91,91	0
55	MG	14	3463	1/1	0.75	0.09	119,119,119,119	0
55	MG	1H	3490	1/1	0.75	0.12	128,128,128,128	0
55	MG	13	1658	1/1	0.75	0.39	82,82,82,82	0
55	MG	14	3323	1/1	0.75	0.41	79,79,79,79	0
55	MG	1H	3343	1/1	0.76	0.77	90,90,90,90	0
55	MG	14	3221	1/1	0.76	0.64	92,92,92,92	0
55	MG	14	3115	1/1	0.76	0.39	77,77,77,77	0
55	MG	1H	3352	1/1	0.76	0.23	87,87,87,87	0
55	MG	1H	3229	1/1	0.76	0.45	82,82,82,82	0
55	MG	14	3386	1/1	0.76	0.51	79,79,79,79	0
55	MG	14	3127	1/1	0.76	0.89	76,76,76,76	0
55	MG	13	1619	1/1	0.76	0.24	111,111,111,111	0
55	MG	1H	3449	1/1	0.76	0.13	110,110,110,110	0
55	MG	1H	3194	1/1	0.76	0.30	86,86,86,86	0
55	MG	1H	3208	1/1	0.76	0.44	96,96,96,96	0
55	MG	1H	3158	1/1	0.76	0.47	88,88,88,88	0
55	MG	14	3001	1/1	0.76	0.71	81,81,81,81	0
55	MG	14	3187	1/1	0.76	0.31	81,81,81,81	0
55	MG	1H	3395	1/1	0.76	0.28	100,100,100,100	0
55	MG	1H	3164	1/1	0.77	0.50	66,66,66,66	0
55	MG	13	1675	1/1	0.77	0.32	87,87,87,87	0
55	MG	1H	3392	1/1	0.77	0.30	86,86,86,86	0
55	MG	14	3216	1/1	0.77	0.18	77,77,77,77	0

Continued on next page...

Continued from previous page...

Mol	Type	Chain	Res	Atoms	RSCC	RSR	B-factors(\AA^2)	Q<0.9
55	MG	14	3375	1/1	0.77	0.40	81,81,81,81	0
55	MG	1H	3171	1/1	0.77	0.24	80,80,80,80	0
55	MG	14	3275	1/1	0.77	0.47	96,96,96,96	0
55	MG	1H	3223	1/1	0.77	0.31	68,68,68,68	0
55	MG	13	1743	1/1	0.77	0.09	142,142,142,142	0
55	MG	1H	3125	1/1	0.77	0.60	73,73,73,73	0
55	MG	1H	3347	1/1	0.77	0.23	80,80,80,80	0
55	MG	1H	3132	1/1	0.77	0.29	63,63,63,63	0
55	MG	14	3131	1/1	0.77	0.49	93,93,93,93	0
55	MG	13	1674	1/1	0.77	0.20	112,112,112,112	0
55	MG	1H	3361	1/1	0.77	0.73	78,78,78,78	0
55	MG	13	1695	1/1	0.77	0.29	92,92,92,92	0
55	MG	13	1677	1/1	0.77	0.49	77,77,77,77	0
55	MG	14	3116	1/1	0.78	0.43	65,65,65,65	0
55	MG	1G	1632	1/1	0.78	0.28	81,81,81,81	0
55	MG	13	1678	1/1	0.78	0.76	85,85,85,85	0
55	MG	14	3265	1/1	0.78	0.69	88,88,88,88	0
55	MG	14	3372	1/1	0.78	0.47	77,77,77,77	0
55	MG	14	3126	1/1	0.78	0.14	83,83,83,83	0
55	MG	1H	3381	1/1	0.78	0.89	79,79,79,79	0
55	MG	1H	3154	1/1	0.78	0.42	81,81,81,81	0
55	MG	1G	1705	1/1	0.78	0.38	105,105,105,105	0
55	MG	14	3385	1/1	0.78	0.42	97,97,97,97	0
55	MG	13	1696	1/1	0.78	0.23	73,73,73,73	0
55	MG	14	3292	1/1	0.78	0.59	79,79,79,79	0
55	MG	14	3390	1/1	0.78	0.29	70,70,70,70	0
55	MG	14	3152	1/1	0.78	0.44	99,99,99,99	0
55	MG	14	3155	1/1	0.78	0.41	72,72,72,72	0
55	MG	1H	3299	1/1	0.78	0.20	79,79,79,79	0
55	MG	14	3162	1/1	0.78	0.97	94,94,94,94	0
55	MG	14	3054	1/1	0.78	0.34	72,72,72,72	0
55	MG	1H	3213	1/1	0.78	0.25	55,55,55,55	0
55	MG	14	3324	1/1	0.78	0.43	80,80,80,80	0
55	MG	1H	3104	1/1	0.78	0.64	77,77,77,77	0
55	MG	1H	3295	1/1	0.79	0.34	87,87,87,87	0
55	MG	13	1729	1/1	0.79	0.10	122,122,122,122	0
55	MG	1H	3307	1/1	0.79	0.35	83,83,83,83	0
55	MG	1H	3493	1/1	0.79	0.20	122,122,122,122	0
55	MG	13	1683	1/1	0.79	0.74	83,83,83,83	0
55	MG	14	3192	1/1	0.79	0.29	102,102,102,102	0
55	MG	14	3193	1/1	0.79	0.36	83,83,83,83	0

Continued on next page...

Continued from previous page...

Mol	Type	Chain	Res	Atoms	RSCC	RSR	B-factors(Å ²)	Q<0.9
55	MG	13	1703	1/1	0.79	0.29	85,85,85,85	0
55	MG	13	1622	1/1	0.79	0.30	85,85,85,85	0
55	MG	1H	3402	1/1	0.79	0.51	86,86,86,86	0
55	MG	1G	1690	1/1	0.79	0.41	97,97,97,97	0
55	MG	1H	3086	1/1	0.79	0.50	84,84,84,84	0
55	MG	14	3486	1/1	0.79	0.07	138,138,138,138	0
55	MG	1H	3250	1/1	0.79	1.87	97,97,97,97	0
55	MG	1H	3423	1/1	0.79	0.13	110,110,110,110	0
55	MG	45	201	1/1	0.79	0.53	76,76,76,76	0
55	MG	1H	3195	1/1	0.79	0.54	84,84,84,84	0
55	MG	14	3060	1/1	0.80	0.71	80,80,80,80	0
55	MG	13	1726	1/1	0.80	0.60	93,93,93,93	0
55	MG	1H	3451	1/1	0.80	0.07	105,105,105,105	0
55	MG	1H	3225	1/1	0.80	0.39	80,80,80,80	0
55	MG	14	3312	1/1	0.80	0.40	96,96,96,96	0
55	MG	1H	3166	1/1	0.80	0.33	83,83,83,83	0
55	MG	14	3200	1/1	0.80	0.50	77,77,77,77	0
55	MG	1H	3211	1/1	0.80	0.49	104,104,104,104	0
55	MG	13	1672	1/1	0.80	0.43	89,89,89,89	0
55	MG	1G	1670	1/1	0.80	0.33	117,117,117,117	0
55	MG	14	3217	1/1	0.80	0.32	98,98,98,98	0
55	MG	1H	3190	1/1	0.81	0.33	71,71,71,71	0
55	MG	1H	3036	1/1	0.81	0.40	77,77,77,77	0
55	MG	1G	1725	1/1	0.81	0.56	104,104,104,104	0
55	MG	1G	1728	1/1	0.81	0.26	92,92,92,92	0
55	MG	1H	3323	1/1	0.81	0.22	83,83,83,83	0
55	MG	1H	3346	1/1	0.81	0.28	105,105,105,105	0
55	MG	14	3308	1/1	0.81	0.39	89,89,89,89	0
55	MG	14	3311	1/1	0.81	0.45	103,103,103,103	0
55	MG	1H	3390	1/1	0.81	0.46	86,86,86,86	0
55	MG	1H	3065	1/1	0.81	0.35	80,80,80,80	0
55	MG	1G	1672	1/1	0.81	0.27	95,95,95,95	0
55	MG	14	3133	1/1	0.81	0.85	76,76,76,76	0
55	MG	14	3253	1/1	0.81	0.34	98,98,98,98	0
55	MG	14	3454	1/1	0.81	0.04	111,111,111,111	0
55	MG	14	3456	1/1	0.81	0.13	82,82,82,82	0
55	MG	1H	3186	1/1	0.81	0.15	76,76,76,76	0
55	MG	1H	3336	1/1	0.81	0.27	70,70,70,70	0
55	MG	14	3359	1/1	0.81	0.43	90,90,90,90	0
55	MG	14	3074	1/1	0.81	0.39	53,53,53,53	0
55	MG	14	3226	1/1	0.81	0.41	92,92,92,92	0
55	MG	13	1669	1/1	0.81	0.65	97,97,97,97	0

Continued on next page...

Continued from previous page...

Mol	Type	Chain	Res	Atoms	RSCC	RSR	B-factors(Å ²)	Q<0.9
55	MG	14	3285	1/1	0.82	0.33	72,72,72,72	0
55	MG	1H	3257	1/1	0.82	0.34	82,82,82,82	0
55	MG	1H	3204	1/1	0.82	0.34	83,83,83,83	0
55	MG	1H	3382	1/1	0.82	0.58	73,73,73,73	0
55	MG	14	3378	1/1	0.82	0.32	83,83,83,83	0
55	MG	13	1723	1/1	0.82	0.47	88,88,88,88	0
55	MG	1H	3388	1/1	0.82	0.45	90,90,90,90	0
55	MG	14	3309	1/1	0.82	0.29	95,95,95,95	0
55	MG	14	3310	1/1	0.82	0.24	84,84,84,84	0
55	MG	1G	1700	1/1	0.82	0.45	99,99,99,99	0
55	MG	1G	1654	1/1	0.82	0.59	97,97,97,97	0
55	MG	14	3391	1/1	0.82	0.58	90,90,90,90	0
55	MG	14	3313	1/1	0.82	0.70	82,82,82,82	0
55	MG	7A	101	1/1	0.82	0.17	85,85,85,85	0
55	MG	1H	3411	1/1	0.82	0.16	87,87,87,87	0
55	MG	14	3026	1/1	0.82	0.10	83,83,83,83	0
55	MG	14	3145	1/1	0.82	0.37	79,79,79,79	0
55	MG	14	3340	1/1	0.82	0.27	66,66,66,66	0
55	MG	14	3342	1/1	0.82	0.59	99,99,99,99	0
55	MG	1H	3228	1/1	0.82	0.17	68,68,68,68	0
55	MG	11	301	1/1	0.82	0.34	53,53,53,53	0
55	MG	1H	3062	1/1	0.82	0.38	70,70,70,70	0
55	MG	88	303	1/1	0.82	0.40	71,71,71,71	0
55	MG	1H	3267	1/1	0.82	0.46	85,85,85,85	0
55	MG	1H	3374	1/1	0.83	0.31	89,89,89,89	0
55	MG	1H	3394	1/1	0.83	0.67	82,82,82,82	0
55	MG	1H	3377	1/1	0.83	0.39	87,87,87,87	0
55	MG	14	3261	1/1	0.83	0.47	91,91,91,91	0
55	MG	14	3318	1/1	0.83	0.25	77,77,77,77	0
55	MG	1H	3090	1/1	0.83	0.50	77,77,77,77	0
55	MG	14	3389	1/1	0.83	0.36	77,77,77,77	0
55	MG	13	1688	1/1	0.83	0.18	92,92,92,92	0
55	MG	14	3110	1/1	0.83	0.36	74,74,74,74	0
55	MG	1G	1631	1/1	0.83	0.54	88,88,88,88	0
55	MG	14	3273	1/1	0.83	0.97	87,87,87,87	0
55	MG	14	3167	1/1	0.83	0.24	50,50,50,50	0
55	MG	1H	3293	1/1	0.83	0.44	78,78,78,78	0
55	MG	1H	3294	1/1	0.83	0.31	96,96,96,96	0
55	MG	13	1679	1/1	0.83	0.16	135,135,135,135	0
55	MG	16	201	1/1	0.83	0.20	97,97,97,97	0
55	MG	14	3189	1/1	0.83	0.22	91,91,91,91	0
55	MG	13	1662	1/1	0.83	0.12	98,98,98,98	0

Continued on next page...

Continued from previous page...

Mol	Type	Chain	Res	Atoms	RSCC	RSR	B-factors(Å ²)	Q<0.9
55	MG	1G	1658	1/1	0.83	0.77	78,78,78,78	0
55	MG	1H	3371	1/1	0.83	0.28	84,84,84,84	0
55	MG	14	3246	1/1	0.83	0.34	97,97,97,97	0
56	ZN	C5	201	1/1	0.83	0.41	201,201,201,201	0
55	MG	14	3371	1/1	0.84	0.57	91,91,91,91	0
55	MG	13	1719	1/1	0.84	0.41	89,89,89,89	0
55	MG	14	3293	1/1	0.84	0.36	72,72,72,72	0
55	MG	14	3075	1/1	0.84	0.18	70,70,70,70	0
55	MG	14	3164	1/1	0.84	0.46	101,101,101,101	0
55	MG	14	3086	1/1	0.84	0.30	77,77,77,77	0
55	MG	1G	1675	1/1	0.84	0.16	102,102,102,102	0
55	MG	14	3098	1/1	0.84	0.43	87,87,87,87	0
55	MG	14	3101	1/1	0.84	0.15	89,89,89,89	0
55	MG	13	1710	1/1	0.84	0.55	80,80,80,80	0
55	MG	1H	3401	1/1	0.84	0.37	80,80,80,80	0
55	MG	1G	1727	1/1	0.84	0.30	98,98,98,98	0
55	MG	1H	3285	1/1	0.84	0.72	83,83,83,83	0
55	MG	1G	1642	1/1	0.84	0.20	89,89,89,89	0
55	MG	14	3320	1/1	0.84	0.38	81,81,81,81	0
55	MG	1H	3116	1/1	0.84	0.31	56,56,56,56	0
55	MG	14	3422	1/1	0.84	0.13	68,68,68,68	0
55	MG	1H	3405	1/1	0.84	0.95	89,89,89,89	0
55	MG	14	3446	1/1	0.84	0.06	122,122,122,122	0
55	MG	14	3269	1/1	0.84	0.32	93,93,93,93	0
55	MG	1H	3232	1/1	0.84	0.14	90,90,90,90	0
55	MG	1H	3332	1/1	0.84	0.96	78,78,78,78	0
55	MG	14	3465	1/1	0.84	0.20	115,115,115,115	0
55	MG	14	3485	1/1	0.84	0.18	101,101,101,101	0
55	MG	1H	3234	1/1	0.84	0.21	78,78,78,78	0
55	MG	14	3032	1/1	0.84	0.48	71,71,71,71	0
55	MG	13	1689	1/1	0.84	0.18	92,92,92,92	0
55	MG	13	1704	1/1	0.84	0.41	93,93,93,93	0
55	MG	85	202	1/1	0.84	0.37	79,79,79,79	0
55	MG	E5	202	1/1	0.84	0.79	92,92,92,92	0
55	MG	14	3282	1/1	0.84	0.47	89,89,89,89	0
55	MG	13	1740	1/1	0.84	0.15	106,106,106,106	0
55	MG	14	3020	1/1	0.85	0.48	80,80,80,80	0
55	MG	16	205	1/1	0.85	0.40	87,87,87,87	0
55	MG	1H	3174	1/1	0.85	0.41	74,74,74,74	0
55	MG	13	1717	1/1	0.85	0.37	100,100,100,100	0
55	MG	14	3370	1/1	0.85	0.56	88,88,88,88	0
55	MG	14	3043	1/1	0.85	0.92	83,83,83,83	0

Continued on next page...

Continued from previous page...

Mol	Type	Chain	Res	Atoms	RSCC	RSR	B-factors(Å ²)	Q<0.9
55	MG	1H	3181	1/1	0.85	0.79	92,92,92,92	0
55	MG	1H	3155	1/1	0.85	0.16	67,67,67,67	0
55	MG	1G	1698	1/1	0.85	0.24	112,112,112,112	0
55	MG	1H	3268	1/1	0.85	0.28	66,66,66,66	0
55	MG	14	3084	1/1	0.85	0.42	86,86,86,86	0
55	MG	1H	3238	1/1	0.85	0.38	77,77,77,77	0
55	MG	1H	3274	1/1	0.85	0.61	83,83,83,83	0
55	MG	1H	3333	1/1	0.85	0.64	85,85,85,85	0
55	MG	1H	3276	1/1	0.85	0.22	100,100,100,100	0
55	MG	14	3208	1/1	0.85	0.39	74,74,74,74	0
55	MG	1G	1637	1/1	0.85	0.46	84,84,84,84	0
55	MG	14	3111	1/1	0.85	0.39	56,56,56,56	0
55	MG	13	1741	1/1	0.85	0.05	128,128,128,128	0
55	MG	1H	3465	1/1	0.85	0.11	108,108,108,108	0
55	MG	1H	3161	1/1	0.85	0.39	80,80,80,80	0
55	MG	1H	3487	1/1	0.85	0.08	102,102,102,102	0
55	MG	14	3124	1/1	0.85	0.24	77,77,77,77	0
55	MG	14	3433	1/1	0.85	0.10	91,91,91,91	0
55	MG	1H	3243	1/1	0.85	0.56	69,69,69,69	0
55	MG	1H	3070	1/1	0.85	0.70	73,73,73,73	0
55	MG	14	3315	1/1	0.85	0.36	92,92,92,92	0
55	MG	14	3461	1/1	0.85	0.06	117,117,117,117	0
55	MG	13	1720	1/1	0.85	0.30	94,94,94,94	0
55	MG	14	3464	1/1	0.85	0.18	116,116,116,116	0
55	MG	1H	3256	1/1	0.85	0.28	82,82,82,82	0
55	MG	1H	3040	1/1	0.85	0.20	69,69,69,69	0
55	MG	1H	3508	1/1	0.85	0.43	103,103,103,103	0
55	MG	14	3489	1/1	0.85	0.07	99,99,99,99	0
55	MG	29	301	1/1	0.85	0.42	88,88,88,88	0
55	MG	14	3239	1/1	0.85	0.12	90,90,90,90	0
55	MG	32	301	1/1	0.85	0.43	86,86,86,86	0
55	MG	14	3326	1/1	0.85	0.42	88,88,88,88	0
55	MG	14	3244	1/1	0.85	0.78	75,75,75,75	0
55	MG	14	3149	1/1	0.85	0.37	77,77,77,77	0
55	MG	13	1655	1/1	0.85	0.30	77,77,77,77	0
55	MG	1G	1679	1/1	0.85	0.27	88,88,88,88	0
55	MG	1H	3126	1/1	0.86	0.71	84,84,84,84	0
55	MG	1H	3165	1/1	0.86	0.41	76,76,76,76	0
55	MG	14	3078	1/1	0.86	0.61	68,68,68,68	0
55	MG	14	3082	1/1	0.86	0.45	76,76,76,76	0
55	MG	13	1711	1/1	0.86	0.15	107,107,107,107	0
55	MG	1H	3134	1/1	0.86	0.56	67,67,67,67	0

Continued on next page...

Continued from previous page...

Mol	Type	Chain	Res	Atoms	RSCC	RSR	B-factors(\AA^2)	Q<0.9
55	MG	1H	3298	1/1	0.86	0.32	68,68,68,68	0
55	MG	1H	3138	1/1	0.86	0.37	74,74,74,74	0
55	MG	1H	3264	1/1	0.86	0.24	86,86,86,86	0
55	MG	14	3296	1/1	0.86	0.63	94,94,94,94	0
55	MG	14	3387	1/1	0.86	0.86	92,92,92,92	0
55	MG	1G	1610	1/1	0.86	0.29	86,86,86,86	0
55	MG	14	3304	1/1	0.86	0.45	109,109,109,109	0
55	MG	14	3305	1/1	0.86	0.52	89,89,89,89	0
55	MG	1H	3172	1/1	0.86	0.34	103,103,103,103	0
55	MG	1H	3235	1/1	0.86	0.61	88,88,88,88	0
55	MG	1G	1713	1/1	0.86	0.26	100,100,100,100	0
55	MG	1H	3422	1/1	0.86	0.07	85,85,85,85	0
55	MG	1H	3317	1/1	0.86	0.19	79,79,79,79	0
55	MG	14	3423	1/1	0.86	0.08	99,99,99,99	0
55	MG	1H	3043	1/1	0.86	0.33	83,83,83,83	0
55	MG	1H	3446	1/1	0.86	0.11	83,83,83,83	0
55	MG	14	3438	1/1	0.86	0.26	117,117,117,117	0
55	MG	1H	3376	1/1	0.86	0.42	71,71,71,71	0
55	MG	14	3128	1/1	0.86	0.53	89,89,89,89	0
55	MG	1H	3269	1/1	0.86	0.32	99,99,99,99	0
55	MG	1H	3240	1/1	0.86	0.49	74,74,74,74	0
55	MG	1H	3478	1/1	0.86	0.05	118,118,118,118	0
55	MG	14	3321	1/1	0.86	0.59	110,110,110,110	0
55	MG	1H	3325	1/1	0.86	0.47	92,92,92,92	0
55	MG	14	3470	1/1	0.86	0.16	119,119,119,119	0
55	MG	1H	3327	1/1	0.86	0.55	83,83,83,83	0
55	MG	1G	1668	1/1	0.86	0.49	96,96,96,96	0
55	MG	14	3150	1/1	0.86	0.25	92,92,92,92	0
55	MG	1J	202	1/1	0.86	0.13	107,107,107,107	0
55	MG	1H	3383	1/1	0.86	0.26	90,90,90,90	0
55	MG	1H	3491	1/1	0.86	0.04	122,122,122,122	0
55	MG	13	1645	1/1	0.86	0.48	84,84,84,84	0
55	MG	13	1666	1/1	0.86	0.47	78,78,78,78	0
55	MG	13	1690	1/1	0.86	0.61	90,90,90,90	0
55	MG	1H	3497	1/1	0.86	0.09	113,113,113,113	0
55	MG	1H	3124	1/1	0.86	0.40	68,68,68,68	0
55	MG	13	1660	1/1	0.86	0.17	99,99,99,99	0
55	MG	1G	1639	1/1	0.87	0.77	79,79,79,79	0
55	MG	1G	1697	1/1	0.87	0.24	88,88,88,88	0
55	MG	14	3250	1/1	0.87	0.19	87,87,87,87	0
55	MG	1H	3504	1/1	0.87	0.15	95,95,95,95	0
55	MG	1H	3233	1/1	0.87	0.48	100,100,100,100	0

Continued on next page...

Continued from previous page...

Mol	Type	Chain	Res	Atoms	RSCC	RSR	B-factors(\AA^2)	Q<0.9
55	MG	14	3259	1/1	0.87	0.78	88,88,88,88	0
55	MG	14	3317	1/1	0.87	0.22	88,88,88,88	0
55	MG	1H	3373	1/1	0.87	0.38	85,85,85,85	0
55	MG	14	3263	1/1	0.87	0.44	92,92,92,92	0
55	MG	13	1744	1/1	0.87	0.08	117,117,117,117	0
55	MG	1H	3398	1/1	0.87	0.17	109,109,109,109	0
55	MG	1H	3170	1/1	0.87	0.40	75,75,75,75	0
55	MG	1H	3133	1/1	0.87	0.40	79,79,79,79	0
55	MG	1G	1662	1/1	0.87	0.24	98,98,98,98	0
55	MG	14	3134	1/1	0.87	0.27	76,76,76,76	0
55	MG	14	3274	1/1	0.87	0.25	83,83,83,83	0
55	MG	14	3140	1/1	0.87	0.26	108,108,108,108	0
55	MG	14	3459	1/1	0.87	0.10	122,122,122,122	0
55	MG	3E	301	1/1	0.87	0.47	109,109,109,109	0
55	MG	14	3357	1/1	0.87	0.38	93,93,93,93	0
55	MG	14	3278	1/1	0.87	0.51	69,69,69,69	0
55	MG	P8	101	1/1	0.87	0.45	72,72,72,72	0
55	MG	1H	3263	1/1	0.87	0.43	67,67,67,67	0
55	MG	1G	1720	1/1	0.87	0.28	102,102,102,102	0
55	MG	14	3231	1/1	0.87	0.49	79,79,79,79	0
55	MG	1G	1673	1/1	0.87	0.14	97,97,97,97	0
55	MG	14	3295	1/1	0.87	0.30	84,84,84,84	0
55	MG	1G	1609	1/1	0.87	0.27	101,101,101,101	0
55	MG	1H	3287	1/1	0.87	0.28	75,75,75,75	0
55	MG	13	1642	1/1	0.87	0.13	85,85,85,85	0
55	MG	13	1667	1/1	0.87	0.32	88,88,88,88	0
55	MG	13	1712	1/1	0.87	0.62	86,86,86,86	0
55	MG	1H	3153	1/1	0.87	0.23	79,79,79,79	0
55	MG	14	3384	1/1	0.87	0.24	92,92,92,92	0
55	MG	1H	3167	1/1	0.87	0.24	75,75,75,75	0
55	MG	13	1647	1/1	0.88	0.31	93,93,93,93	0
55	MG	1H	3397	1/1	0.88	0.40	76,76,76,76	0
55	MG	1G	1628	1/1	0.88	0.47	93,93,93,93	0
55	MG	1H	3329	1/1	0.88	0.39	62,62,62,62	0
55	MG	1H	3399	1/1	0.88	0.48	94,94,94,94	0
55	MG	1G	1634	1/1	0.88	0.43	77,77,77,77	0
55	MG	1H	3245	1/1	0.88	0.64	81,81,81,81	0
55	MG	14	3156	1/1	0.88	0.42	82,82,82,82	0
55	MG	1H	3099	1/1	0.88	0.46	59,59,59,59	0
55	MG	13	1665	1/1	0.88	0.11	103,103,103,103	0
55	MG	1H	3305	1/1	0.88	0.36	96,96,96,96	0
55	MG	1G	1651	1/1	0.88	0.09	93,93,93,93	0

Continued on next page...

Continued from previous page...

Mol	Type	Chain	Res	Atoms	RSCC	RSR	B-factors(Å ²)	Q<0.9
55	MG	13	1731	1/1	0.88	0.19	82,82,82,82	0
55	MG	13	1737	1/1	0.88	0.11	114,114,114,114	0
55	MG	1G	1716	1/1	0.88	0.20	98,98,98,98	0
55	MG	1H	3408	1/1	0.88	0.26	82,82,82,82	0
55	MG	14	3188	1/1	0.88	0.27	82,82,82,82	0
55	MG	14	3103	1/1	0.88	0.18	73,73,73,73	0
55	MG	14	3105	1/1	0.88	0.18	90,90,90,90	0
55	MG	1H	3210	1/1	0.88	0.46	82,82,82,82	0
55	MG	14	3198	1/1	0.88	0.14	95,95,95,95	0
55	MG	16	204	1/1	0.88	0.18	103,103,103,103	0
55	MG	14	3348	1/1	0.88	0.35	86,86,86,86	0
55	MG	1H	3315	1/1	0.88	0.40	92,92,92,92	0
55	MG	1G	1663	1/1	0.88	0.56	75,75,75,75	0
55	MG	1G	1726	1/1	0.88	0.54	90,90,90,90	0
55	MG	13	1680	1/1	0.88	0.22	93,93,93,93	0
55	MG	14	3478	1/1	0.88	0.04	109,109,109,109	0
55	MG	14	3362	1/1	0.88	0.22	77,77,77,77	0
55	MG	14	3363	1/1	0.88	0.32	67,67,67,67	0
55	MG	1H	3428	1/1	0.88	0.10	85,85,85,85	0
55	MG	88	302	1/1	0.88	0.18	95,95,95,95	0
55	MG	14	3368	1/1	0.88	0.44	91,91,91,91	0
55	MG	13	1643	1/1	0.88	0.12	104,104,104,104	0
55	MG	14	3290	1/1	0.88	0.46	76,76,76,76	0
55	MG	1H	3389	1/1	0.88	0.54	99,99,99,99	0
55	MG	1H	3218	1/1	0.88	0.53	52,52,52,52	0
55	MG	1H	3085	1/1	0.88	0.34	75,75,75,75	0
55	MG	1H	3356	1/1	0.88	0.32	100,100,100,100	0
55	MG	13	1635	1/1	0.88	0.28	101,101,101,101	0
55	MG	14	3205	1/1	0.89	0.59	83,83,83,83	0
55	MG	14	3112	1/1	0.89	0.20	77,77,77,77	0
55	MG	14	3379	1/1	0.89	0.45	107,107,107,107	0
55	MG	1H	3179	1/1	0.89	0.28	71,71,71,71	0
55	MG	1H	3510	1/1	0.89	0.48	65,65,65,65	0
55	MG	14	3118	1/1	0.89	0.19	69,69,69,69	0
55	MG	1H	3511	1/1	0.89	0.09	75,75,75,75	0
55	MG	1H	3413	1/1	0.89	0.24	89,89,89,89	0
55	MG	14	3121	1/1	0.89	0.42	69,69,69,69	0
55	MG	1H	3414	1/1	0.89	0.58	97,97,97,97	0
55	MG	1H	3302	1/1	0.89	0.46	86,86,86,86	0
55	MG	1H	3341	1/1	0.89	0.41	83,83,83,83	0
55	MG	1H	3207	1/1	0.89	0.32	86,86,86,86	0
55	MG	1G	1732	1/1	0.89	0.07	123,123,123,123	0

Continued on next page...

Continued from previous page...

Mol	Type	Chain	Res	Atoms	RSCC	RSR	B-factors(Å ²)	Q<0.9
55	MG	1G	1669	1/1	0.89	0.43	100,100,100,100	0
55	MG	2K	103	1/1	0.89	0.14	143,143,143,143	0
55	MG	13	1694	1/1	0.89	0.76	88,88,88,88	0
55	MG	1H	3063	1/1	0.89	0.45	90,90,90,90	0
55	MG	I8	102	1/1	0.89	0.12	108,108,108,108	0
55	MG	1H	3349	1/1	0.89	0.15	66,66,66,66	0
55	MG	1H	3463	1/1	0.89	0.07	91,91,91,91	0
55	MG	1H	3034	1/1	0.89	0.22	54,54,54,54	0
55	MG	13	1715	1/1	0.89	0.59	88,88,88,88	0
55	MG	1H	3191	1/1	0.89	0.13	75,75,75,75	0
55	MG	14	3053	1/1	0.89	0.34	69,69,69,69	0
55	MG	14	3460	1/1	0.89	0.14	114,114,114,114	0
55	MG	1G	1614	1/1	0.89	0.30	98,98,98,98	0
55	MG	13	1732	1/1	0.89	0.06	113,113,113,113	0
55	MG	1G	1627	1/1	0.89	0.46	88,88,88,88	0
55	MG	1H	3081	1/1	0.89	0.53	85,85,85,85	0
55	MG	13	1641	1/1	0.89	0.32	75,75,75,75	0
55	MG	1H	3492	1/1	0.89	0.20	101,101,101,101	0
55	MG	1G	1633	1/1	0.89	0.70	73,73,73,73	0
55	MG	14	3176	1/1	0.89	0.71	63,63,63,63	0
55	MG	1H	3289	1/1	0.89	0.18	80,80,80,80	0
55	MG	1H	3173	1/1	0.89	0.40	70,70,70,70	0
55	MG	1H	3230	1/1	0.89	0.50	84,84,84,84	0
55	MG	14	3099	1/1	0.89	0.29	57,57,57,57	0
55	MG	1H	3202	1/1	0.89	0.72	71,71,71,71	0
55	MG	13	1644	1/1	0.89	0.88	91,91,91,91	0
55	MG	1G	1714	1/1	0.89	0.38	94,94,94,94	0
55	MG	1H	3162	1/1	0.89	0.47	89,89,89,89	0
55	MG	14	3286	1/1	0.89	0.54	91,91,91,91	0
55	MG	1G	1653	1/1	0.89	0.16	97,97,97,97	0
55	MG	14	3289	1/1	0.90	0.34	98,98,98,98	0
55	MG	1H	3475	1/1	0.90	0.09	92,92,92,92	0
55	MG	1H	3265	1/1	0.90	0.33	65,65,65,65	0
55	MG	14	3219	1/1	0.90	0.37	86,86,86,86	0
55	MG	14	3380	1/1	0.90	0.78	93,93,93,93	0
55	MG	14	3294	1/1	0.90	0.52	69,69,69,69	0
55	MG	1G	1739	1/1	0.90	0.24	107,107,107,107	0
55	MG	1H	3037	1/1	0.90	0.24	94,94,94,94	0
55	MG	13	1650	1/1	0.90	0.70	88,88,88,88	0
55	MG	14	3227	1/1	0.90	0.14	90,90,90,90	0
55	MG	1G	1623	1/1	0.90	0.47	89,89,89,89	0
55	MG	13	1659	1/1	0.90	0.68	91,91,91,91	0

Continued on next page...

Continued from previous page...

Mol	Type	Chain	Res	Atoms	RSCC	RSR	B-factors(\AA^2)	Q<0.9
55	MG	13	1682	1/1	0.90	0.25	108,108,108,108	0
55	MG	1H	3270	1/1	0.90	0.25	99,99,99,99	0
55	MG	14	3028	1/1	0.90	0.46	46,46,46,46	0
55	MG	1H	3151	1/1	0.90	0.27	81,81,81,81	0
55	MG	14	3143	1/1	0.90	0.72	64,64,64,64	0
55	MG	1H	3273	1/1	0.90	0.24	93,93,93,93	0
55	MG	14	3401	1/1	0.90	0.15	78,78,78,78	0
55	MG	14	3237	1/1	0.90	0.16	65,65,65,65	0
55	MG	1K	101	1/1	0.90	0.27	90,90,90,90	0
55	MG	14	3431	1/1	0.90	0.06	86,86,86,86	0
55	MG	1H	3222	1/1	0.90	0.19	91,91,91,91	0
55	MG	1H	3278	1/1	0.90	0.42	84,84,84,84	0
55	MG	14	3434	1/1	0.90	0.18	89,89,89,89	0
55	MG	13	1735	1/1	0.90	0.07	111,111,111,111	0
55	MG	14	3445	1/1	0.90	0.10	97,97,97,97	0
55	MG	1G	1703	1/1	0.90	0.35	106,106,106,106	0
55	MG	14	3453	1/1	0.90	0.14	91,91,91,91	0
55	MG	1G	1704	1/1	0.90	0.18	78,78,78,78	0
55	MG	13	1736	1/1	0.90	0.07	111,111,111,111	0
55	MG	1H	3253	1/1	0.90	0.28	90,90,90,90	0
55	MG	1G	1649	1/1	0.90	0.20	109,109,109,109	0
55	MG	1H	3330	1/1	0.90	0.37	75,75,75,75	0
55	MG	1H	3025	1/1	0.90	0.24	55,55,55,55	0
55	MG	1H	3199	1/1	0.90	0.16	74,74,74,74	0
55	MG	1G	1715	1/1	0.90	0.28	83,83,83,83	0
55	MG	14	3351	1/1	0.90	0.42	104,104,104,104	0
55	MG	1H	3200	1/1	0.90	0.32	68,68,68,68	0
55	MG	13	1699	1/1	0.90	0.61	72,72,72,72	0
55	MG	13	1639	1/1	0.90	0.17	85,85,85,85	0
55	MG	1H	3180	1/1	0.90	0.20	79,79,79,79	0
55	MG	1G	1722	1/1	0.90	0.32	84,84,84,84	0
55	MG	1H	3450	1/1	0.90	0.06	74,74,74,74	0
55	MG	1H	3339	1/1	0.90	0.23	88,88,88,88	0
55	MG	98	201	1/1	0.90	0.62	71,71,71,71	0
55	MG	1H	3296	1/1	0.90	0.25	84,84,84,84	0
55	MG	85	201	1/1	0.90	0.22	83,83,83,83	0
55	MG	1H	3464	1/1	0.90	0.07	92,92,92,92	0
55	MG	13	1616	1/1	0.90	0.21	102,102,102,102	0
55	MG	14	3210	1/1	0.90	0.26	86,86,86,86	0
55	MG	14	3211	1/1	0.90	0.54	74,74,74,74	0
55	MG	1H	3184	1/1	0.91	0.41	75,75,75,75	0
55	MG	1G	1740	1/1	0.91	0.06	112,112,112,112	0

Continued on next page...

Continued from previous page...

Mol	Type	Chain	Res	Atoms	RSCC	RSR	B-factors(\AA^2)	Q<0.9
55	MG	1H	3407	1/1	0.91	0.82	102,102,102,102	0
55	MG	1H	3318	1/1	0.91	0.18	50,50,50,50	0
55	MG	16	203	1/1	0.91	0.46	102,102,102,102	0
55	MG	14	3154	1/1	0.91	0.47	81,81,81,81	0
55	MG	1H	3367	1/1	0.91	0.14	77,77,77,77	0
55	MG	14	3373	1/1	0.91	1.13	74,74,74,74	0
55	MG	13	1714	1/1	0.91	0.08	103,103,103,103	0
55	MG	1H	3044	1/1	0.91	0.23	63,63,63,63	0
55	MG	14	3271	1/1	0.91	0.80	75,75,75,75	0
55	MG	1H	3071	1/1	0.91	0.37	74,74,74,74	0
55	MG	14	3163	1/1	0.91	0.33	81,81,81,81	0
55	MG	78	201	1/1	0.91	0.21	74,74,74,74	0
55	MG	1H	3288	1/1	0.91	0.53	68,68,68,68	0
55	MG	1G	1677	1/1	0.91	0.40	105,105,105,105	0
55	MG	1H	3375	1/1	0.91	0.18	70,70,70,70	0
55	MG	1H	3429	1/1	0.91	0.08	91,91,91,91	0
55	MG	14	3281	1/1	0.91	0.20	79,79,79,79	0
55	MG	1H	3045	1/1	0.91	0.18	64,64,64,64	0
55	MG	14	3070	1/1	0.91	0.23	57,57,57,57	0
55	MG	1H	3290	1/1	0.91	0.28	71,71,71,71	0
55	MG	13	1613	1/1	0.91	0.54	92,92,92,92	0
55	MG	1H	3331	1/1	0.91	0.14	68,68,68,68	0
55	MG	1G	1604	1/1	0.91	0.30	79,79,79,79	0
55	MG	14	3196	1/1	0.91	0.47	65,65,65,65	0
55	MG	1H	3237	1/1	0.91	0.25	74,74,74,74	0
55	MG	14	3403	1/1	0.91	0.06	96,96,96,96	0
55	MG	1H	3056	1/1	0.91	0.34	75,75,75,75	0
55	MG	1H	3214	1/1	0.91	0.15	56,56,56,56	0
55	MG	1H	3216	1/1	0.91	0.41	65,65,65,65	0
55	MG	1H	3474	1/1	0.91	0.09	102,102,102,102	0
55	MG	1H	3160	1/1	0.91	0.38	88,88,88,88	0
55	MG	1H	3219	1/1	0.91	0.28	64,64,64,64	0
55	MG	14	3104	1/1	0.91	0.32	87,87,87,87	0
55	MG	1H	3300	1/1	0.91	0.49	91,91,91,91	0
55	MG	1H	3480	1/1	0.91	0.10	118,118,118,118	0
55	MG	1G	1711	1/1	0.91	0.42	88,88,88,88	0
55	MG	1H	3481	1/1	0.91	0.06	116,116,116,116	0
55	MG	1H	3340	1/1	0.91	0.14	75,75,75,75	0
55	MG	1H	3059	1/1	0.91	0.59	69,69,69,69	0
55	MG	1G	1635	1/1	0.91	0.50	82,82,82,82	0
55	MG	1H	3303	1/1	0.91	0.43	91,91,91,91	0
55	MG	13	1742	1/1	0.91	0.11	111,111,111,111	0

Continued on next page...

Continued from previous page...

Mol	Type	Chain	Res	Atoms	RSCC	RSR	B-factors(\AA^2)	Q<0.9
55	MG	1H	3092	1/1	0.91	0.43	73,73,73,73	0
55	MG	14	3123	1/1	0.91	0.41	63,63,63,63	0
55	MG	14	3467	1/1	0.91	0.09	97,97,97,97	0
55	MG	1H	3312	1/1	0.91	0.17	88,88,88,88	0
55	MG	14	3474	1/1	0.91	0.06	107,107,107,107	0
55	MG	14	3125	1/1	0.91	0.47	75,75,75,75	0
55	MG	1G	1647	1/1	0.91	0.20	92,92,92,92	0
55	MG	1G	1648	1/1	0.91	0.39	82,82,82,82	0
55	MG	1H	3348	1/1	0.91	0.35	88,88,88,88	0
55	MG	1H	3275	1/1	0.91	0.24	89,89,89,89	0
55	MG	1H	3498	1/1	0.91	0.20	100,100,100,100	0
55	MG	14	3242	1/1	0.91	0.24	98,98,98,98	0
55	MG	1H	3350	1/1	0.91	0.26	79,79,79,79	0
55	MG	1H	3500	1/1	0.91	0.07	105,105,105,105	0
55	MG	1H	3140	1/1	0.91	0.32	82,82,82,82	0
55	MG	13	1671	1/1	0.91	0.04	106,106,106,106	0
55	MG	14	3248	1/1	0.91	0.78	74,74,74,74	0
55	MG	14	3249	1/1	0.91	0.12	100,100,100,100	0
55	MG	14	3141	1/1	0.91	0.45	78,78,78,78	0
55	MG	14	3030	1/1	0.92	0.28	70,70,70,70	0
55	MG	14	3284	1/1	0.92	0.33	79,79,79,79	0
55	MG	1G	1612	1/1	0.92	0.10	88,88,88,88	0
55	MG	1H	3351	1/1	0.92	0.19	86,86,86,86	0
55	MG	14	3288	1/1	0.92	0.74	89,89,89,89	0
55	MG	1H	3456	1/1	0.92	0.19	88,88,88,88	0
55	MG	14	3046	1/1	0.92	0.35	67,67,67,67	0
55	MG	1H	3176	1/1	0.92	0.47	59,59,59,59	0
55	MG	1G	1664	1/1	0.92	0.32	95,95,95,95	0
55	MG	14	3056	1/1	0.92	0.53	71,71,71,71	0
55	MG	1G	1665	1/1	0.92	0.16	108,108,108,108	0
55	MG	14	3142	1/1	0.92	0.49	77,77,77,77	0
55	MG	14	3297	1/1	0.92	0.34	85,85,85,85	0
55	MG	1G	1666	1/1	0.92	0.42	71,71,71,71	0
55	MG	14	3303	1/1	0.92	0.41	71,71,71,71	0
55	MG	14	3144	1/1	0.92	0.43	61,61,61,61	0
55	MG	13	1739	1/1	0.92	0.08	111,111,111,111	0
55	MG	14	3148	1/1	0.92	0.49	72,72,72,72	0
55	MG	13	1700	1/1	0.92	0.23	87,87,87,87	0
55	MG	1H	3468	1/1	0.92	0.13	106,106,106,106	0
55	MG	1G	1629	1/1	0.92	0.30	89,89,89,89	0
55	MG	1H	3470	1/1	0.92	0.14	79,79,79,79	0
55	MG	1G	1723	1/1	0.92	0.08	87,87,87,87	0

Continued on next page...

Continued from previous page...

Mol	Type	Chain	Res	Atoms	RSCC	RSR	B-factors(\AA^2)	Q<0.9
55	MG	14	3418	1/1	0.92	0.13	72,72,72,72	0
55	MG	14	3241	1/1	0.92	0.23	83,83,83,83	0
55	MG	14	3087	1/1	0.92	0.34	84,84,84,84	0
55	MG	14	3428	1/1	0.92	0.05	95,95,95,95	0
55	MG	14	3314	1/1	0.92	0.21	90,90,90,90	0
55	MG	14	3089	1/1	0.92	0.48	89,89,89,89	0
55	MG	1H	3357	1/1	0.92	0.14	78,78,78,78	0
55	MG	14	3097	1/1	0.92	0.41	91,91,91,91	0
55	MG	1H	3358	1/1	0.92	0.12	81,81,81,81	0
55	MG	1H	3410	1/1	0.92	0.41	85,85,85,85	0
55	MG	13	1611	1/1	0.92	0.31	115,115,115,115	0
55	MG	1H	3316	1/1	0.92	0.44	87,87,87,87	0
55	MG	1H	3260	1/1	0.92	0.47	85,85,85,85	0
55	MG	1G	1640	1/1	0.92	0.52	90,90,90,90	0
55	MG	14	3457	1/1	0.92	0.05	103,103,103,103	0
55	MG	14	3177	1/1	0.92	0.21	75,75,75,75	0
55	MG	14	3335	1/1	0.92	0.97	86,86,86,86	0
55	MG	14	3339	1/1	0.92	0.42	71,71,71,71	0
55	MG	14	3185	1/1	0.92	0.24	74,74,74,74	0
55	MG	1H	3484	1/1	0.92	0.25	104,104,104,104	0
55	MG	14	3343	1/1	0.92	0.32	75,75,75,75	0
55	MG	1H	3369	1/1	0.92	0.20	86,86,86,86	0
55	MG	14	3350	1/1	0.92	0.41	84,84,84,84	0
55	MG	1H	3344	1/1	0.92	0.34	85,85,85,85	0
55	MG	14	3191	1/1	0.92	0.30	62,62,62,62	0
55	MG	14	3483	1/1	0.92	0.12	104,104,104,104	0
55	MG	14	3354	1/1	0.92	0.77	76,76,76,76	0
55	MG	1H	3425	1/1	0.92	0.16	62,62,62,62	0
55	MG	1G	1743	1/1	0.92	0.18	98,98,98,98	0
55	MG	1H	3372	1/1	0.92	0.97	75,75,75,75	0
55	MG	14	3360	1/1	0.92	0.58	93,93,93,93	0
55	MG	13	1648	1/1	0.92	0.25	96,96,96,96	0
55	MG	1H	3334	1/1	0.92	0.23	75,75,75,75	0
55	MG	13	1685	1/1	0.92	0.45	103,103,103,103	0
55	MG	14	3366	1/1	0.92	0.24	89,89,89,89	0
55	MG	14	3022	1/1	0.92	0.09	81,81,81,81	0
55	MG	1H	3306	1/1	0.92	0.33	84,84,84,84	0
55	MG	14	3027	1/1	0.92	0.25	85,85,85,85	0
55	MG	13	1738	1/1	0.92	0.07	100,100,100,100	0
55	MG	1H	3117	1/1	0.93	0.57	74,74,74,74	0
55	MG	1H	3156	1/1	0.93	0.51	76,76,76,76	0
55	MG	1H	3308	1/1	0.93	0.55	77,77,77,77	0

Continued on next page...

Continued from previous page...

Mol	Type	Chain	Res	Atoms	RSCC	RSR	B-factors(Å ²)	Q<0.9
55	MG	14	3277	1/1	0.93	0.66	74,74,74,74	0
55	MG	1H	3311	1/1	0.93	0.11	65,65,65,65	0
55	MG	14	3109	1/1	0.93	0.48	66,66,66,66	0
55	MG	1H	3122	1/1	0.93	0.14	68,68,68,68	0
55	MG	1G	1735	1/1	0.93	0.06	97,97,97,97	0
55	MG	14	3283	1/1	0.93	0.56	101,101,101,101	0
55	MG	14	3199	1/1	0.93	0.28	75,75,75,75	0
55	MG	13	1651	1/1	0.93	0.12	91,91,91,91	0
55	MG	13	1716	1/1	0.93	0.27	103,103,103,103	0
55	MG	14	3287	1/1	0.93	0.08	98,98,98,98	0
55	MG	1H	3018	1/1	0.93	0.54	46,46,46,46	0
55	MG	1G	1683	1/1	0.93	0.16	132,132,132,132	0
55	MG	1G	1687	1/1	0.93	0.40	101,101,101,101	0
55	MG	14	3291	1/1	0.93	0.52	91,91,91,91	0
55	MG	14	3209	1/1	0.93	0.23	91,91,91,91	0
55	MG	13	1654	1/1	0.93	0.29	78,78,78,78	0
55	MG	1G	1636	1/1	0.93	0.20	93,93,93,93	0
55	MG	14	3122	1/1	0.93	0.61	84,84,84,84	0
55	MG	13	1708	1/1	0.93	0.41	81,81,81,81	0
55	MG	14	3002	1/1	0.93	0.52	61,61,61,61	0
55	MG	14	3012	1/1	0.93	0.41	48,48,48,48	0
55	MG	14	3014	1/1	0.93	0.21	77,77,77,77	0
55	MG	14	3225	1/1	0.93	0.18	87,87,87,87	0
55	MG	14	3016	1/1	0.93	0.43	74,74,74,74	0
55	MG	1G	1695	1/1	0.93	0.22	95,95,95,95	0
55	MG	21	301	1/1	0.93	0.36	64,64,64,64	0
55	MG	14	3405	1/1	0.93	0.09	70,70,70,70	0
55	MG	14	3408	1/1	0.93	0.15	63,63,63,63	0
55	MG	14	3414	1/1	0.93	0.13	85,85,85,85	0
55	MG	14	3416	1/1	0.93	0.11	96,96,96,96	0
55	MG	14	3023	1/1	0.93	0.26	56,56,56,56	0
55	MG	1H	3476	1/1	0.93	0.07	119,119,119,119	0
55	MG	13	1664	1/1	0.93	0.58	76,76,76,76	0
55	MG	14	3427	1/1	0.93	0.09	97,97,97,97	0
55	MG	13	1634	1/1	0.93	0.41	77,77,77,77	0
55	MG	14	3137	1/1	0.93	0.51	77,77,77,77	0
55	MG	1H	3322	1/1	0.93	0.27	109,109,109,109	0
55	MG	1H	3217	1/1	0.93	0.22	56,56,56,56	0
55	MG	13	1629	1/1	0.93	0.30	65,65,65,65	0
55	MG	14	3316	1/1	0.93	0.31	78,78,78,78	0
55	MG	14	3442	1/1	0.93	0.07	109,109,109,109	0
55	MG	14	3444	1/1	0.93	0.06	106,106,106,106	0

Continued on next page...

Continued from previous page...

Mol	Type	Chain	Res	Atoms	RSCC	RSR	B-factors(\AA^2)	Q<0.9
55	MG	14	3036	1/1	0.93	0.28	71,71,71,71	0
55	MG	1H	3143	1/1	0.93	0.31	96,96,96,96	0
55	MG	14	3448	1/1	0.93	0.11	109,109,109,109	0
55	MG	1G	1652	1/1	0.93	0.28	99,99,99,99	0
55	MG	1G	1706	1/1	0.93	0.38	91,91,91,91	0
55	MG	14	3455	1/1	0.93	0.13	121,121,121,121	0
55	MG	13	1607	1/1	0.93	0.18	77,77,77,77	0
55	MG	14	3055	1/1	0.93	0.59	68,68,68,68	0
55	MG	14	3245	1/1	0.93	0.44	81,81,81,81	0
55	MG	1H	3385	1/1	0.93	0.22	106,106,106,106	0
55	MG	14	3325	1/1	0.93	0.14	72,72,72,72	0
55	MG	1G	1710	1/1	0.93	0.40	87,87,87,87	0
55	MG	14	3332	1/1	0.93	0.35	80,80,80,80	0
55	MG	1H	3328	1/1	0.93	0.33	70,70,70,70	0
55	MG	14	3337	1/1	0.93	0.36	64,64,64,64	0
55	MG	14	3468	1/1	0.93	0.32	107,107,107,107	0
55	MG	1G	1606	1/1	0.93	0.13	89,89,89,89	0
55	MG	1H	3107	1/1	0.93	0.85	76,76,76,76	0
55	MG	14	3341	1/1	0.93	0.41	77,77,77,77	0
55	MG	14	3481	1/1	0.93	0.11	78,78,78,78	0
55	MG	1H	3353	1/1	0.93	0.45	75,75,75,75	0
55	MG	14	3080	1/1	0.93	0.44	65,65,65,65	0
55	MG	1G	1660	1/1	0.93	0.21	82,82,82,82	0
55	MG	14	3487	1/1	0.93	0.12	103,103,103,103	0
55	MG	1H	3438	1/1	0.93	0.08	75,75,75,75	0
55	MG	14	3168	1/1	0.93	0.39	66,66,66,66	0
55	MG	1H	3112	1/1	0.93	0.69	69,69,69,69	0
55	MG	14	3353	1/1	0.93	0.64	84,84,84,84	0
55	MG	1H	3113	1/1	0.93	0.18	78,78,78,78	0
55	MG	14	3268	1/1	0.93	1.03	69,69,69,69	0
55	MG	45	202	1/1	0.93	0.15	99,99,99,99	0
55	MG	1G	1615	1/1	0.93	0.20	84,84,84,84	0
55	MG	1G	1616	1/1	0.93	0.53	62,62,62,62	0
55	MG	1G	1667	1/1	0.93	0.20	84,84,84,84	0
55	MG	1G	1618	1/1	0.93	0.39	76,76,76,76	0
55	MG	13	1633	1/1	0.93	0.41	59,59,59,59	0
55	MG	1H	3163	1/1	0.94	0.39	83,83,83,83	0
55	MG	1H	3421	1/1	0.94	0.11	66,66,66,66	0
55	MG	1G	1661	1/1	0.94	0.46	65,65,65,65	0
55	MG	14	3135	1/1	0.94	0.39	75,75,75,75	0
55	MG	1H	3280	1/1	0.94	0.18	92,92,92,92	0
55	MG	14	3139	1/1	0.94	0.31	98,98,98,98	0

Continued on next page...

Continued from previous page...

Mol	Type	Chain	Res	Atoms	RSCC	RSR	B-factors(\AA^2)	Q<0.9
55	MG	14	3251	1/1	0.94	0.54	74,74,74,74	0
55	MG	16	202	1/1	0.94	0.23	90,90,90,90	0
55	MG	14	3365	1/1	0.94	0.40	89,89,89,89	0
55	MG	1H	3282	1/1	0.94	0.34	89,89,89,89	0
55	MG	1H	3069	1/1	0.94	0.32	69,69,69,69	0
55	MG	1H	3426	1/1	0.94	0.14	62,62,62,62	0
55	MG	14	3262	1/1	0.94	0.36	89,89,89,89	0
55	MG	1H	3039	1/1	0.94	0.40	66,66,66,66	0
55	MG	1H	3008	1/1	0.94	0.26	64,64,64,64	0
55	MG	14	3147	1/1	0.94	0.42	80,80,80,80	0
55	MG	14	3266	1/1	0.94	0.20	69,69,69,69	0
55	MG	1H	3041	1/1	0.94	0.21	72,72,72,72	0
55	MG	31	400	1/1	0.94	0.23	65,65,65,65	0
55	MG	1G	1671	1/1	0.94	0.51	84,84,84,84	0
55	MG	1H	3074	1/1	0.94	0.31	59,59,59,59	0
55	MG	1H	3445	1/1	0.94	0.10	86,86,86,86	0
55	MG	1H	3076	1/1	0.94	0.21	67,67,67,67	0
55	MG	1H	3447	1/1	0.94	0.20	77,77,77,77	0
55	MG	14	3158	1/1	0.94	0.41	68,68,68,68	0
55	MG	1H	3448	1/1	0.94	0.06	86,86,86,86	0
55	MG	14	3160	1/1	0.94	0.28	98,98,98,98	0
55	MG	14	3033	1/1	0.94	0.32	77,77,77,77	0
55	MG	14	3279	1/1	0.94	0.38	80,80,80,80	0
55	MG	I8	101	1/1	0.94	0.36	55,55,55,55	0
55	MG	1H	3244	1/1	0.94	0.26	92,92,92,92	0
55	MG	14	3038	1/1	0.94	0.58	57,57,57,57	0
55	MG	14	3392	1/1	0.94	0.16	88,88,88,88	0
55	MG	1H	3079	1/1	0.94	0.24	79,79,79,79	0
55	MG	14	3394	1/1	0.94	0.33	90,90,90,90	0
55	MG	1G	1685	1/1	0.94	0.44	92,92,92,92	0
55	MG	13	1640	1/1	0.94	0.30	73,73,73,73	0
55	MG	1H	3453	1/1	0.94	0.08	89,89,89,89	0
55	MG	1H	3024	1/1	0.94	0.44	58,58,58,58	0
55	MG	1G	1692	1/1	0.94	0.10	100,100,100,100	0
55	MG	14	3182	1/1	0.94	0.30	78,78,78,78	0
55	MG	14	3409	1/1	0.94	0.16	83,83,83,83	0
55	MG	14	3413	1/1	0.94	0.07	100,100,100,100	0
55	MG	1H	3462	1/1	0.94	0.09	91,91,91,91	0
55	MG	14	3068	1/1	0.94	0.52	57,57,57,57	0
55	MG	13	1623	1/1	0.94	0.46	94,94,94,94	0
55	MG	14	3071	1/1	0.94	0.57	48,48,48,48	0
55	MG	1H	3387	1/1	0.94	0.46	73,73,73,73	0

Continued on next page...

Continued from previous page...

Mol	Type	Chain	Res	Atoms	RSCC	RSR	B-factors(\AA^2)	Q<0.9
55	MG	1H	3212	1/1	0.94	0.36	71,71,71,71	0
55	MG	1H	3046	1/1	0.94	0.24	56,56,56,56	0
55	MG	1H	3029	1/1	0.94	0.46	56,56,56,56	0
55	MG	1H	3473	1/1	0.94	0.12	100,100,100,100	0
55	MG	1H	3215	1/1	0.94	0.18	45,45,45,45	0
55	MG	1G	1620	1/1	0.94	0.26	88,88,88,88	0
55	MG	14	3201	1/1	0.94	0.31	68,68,68,68	0
55	MG	14	3440	1/1	0.94	0.04	105,105,105,105	0
55	MG	14	3441	1/1	0.94	0.03	102,102,102,102	0
55	MG	1H	3178	1/1	0.94	0.50	69,69,69,69	0
55	MG	14	3203	1/1	0.94	0.31	84,84,84,84	0
55	MG	1H	3393	1/1	0.94	0.22	58,58,58,58	0
55	MG	1H	3477	1/1	0.94	0.05	92,92,92,92	0
55	MG	1H	3147	1/1	0.94	0.33	81,81,81,81	0
55	MG	14	3450	1/1	0.94	0.08	65,65,65,65	0
55	MG	14	3452	1/1	0.94	0.17	94,94,94,94	0
55	MG	1H	3094	1/1	0.94	0.38	73,73,73,73	0
55	MG	1G	1630	1/1	0.94	0.37	91,91,91,91	0
55	MG	1H	3152	1/1	0.94	0.41	54,54,54,54	0
55	MG	14	3215	1/1	0.94	0.32	77,77,77,77	0
55	MG	1H	3051	1/1	0.94	0.22	74,74,74,74	0
55	MG	1H	3482	1/1	0.94	0.06	83,83,83,83	0
55	MG	13	1615	1/1	0.94	0.24	88,88,88,88	0
55	MG	14	3106	1/1	0.94	0.22	80,80,80,80	0
55	MG	1H	3485	1/1	0.94	0.07	84,84,84,84	0
55	MG	14	3224	1/1	0.94	0.48	73,73,73,73	0
55	MG	1H	3486	1/1	0.94	0.07	129,129,129,129	0
55	MG	1H	3224	1/1	0.94	0.23	80,80,80,80	0
55	MG	13	1617	1/1	0.94	0.32	83,83,83,83	0
55	MG	13	1637	1/1	0.94	0.41	72,72,72,72	0
55	MG	1G	1721	1/1	0.94	0.17	102,102,102,102	0
55	MG	1H	3403	1/1	0.94	0.56	79,79,79,79	0
55	MG	14	3328	1/1	0.94	0.40	38,38,38,38	0
55	MG	1H	3227	1/1	0.94	0.27	61,61,61,61	0
55	MG	14	3334	1/1	0.94	0.35	76,76,76,76	0
55	MG	1H	3189	1/1	0.94	0.41	85,85,85,85	0
55	MG	14	3336	1/1	0.94	0.39	70,70,70,70	0
55	MG	1H	3157	1/1	0.94	0.68	60,60,60,60	0
55	MG	14	3234	1/1	0.94	0.33	76,76,76,76	0
55	MG	13	1618	1/1	0.94	0.22	124,124,124,124	0
55	MG	1H	3115	1/1	0.94	0.26	73,73,73,73	0
55	MG	1H	3320	1/1	0.94	0.23	82,82,82,82	0

Continued on next page...

Continued from previous page...

Mol	Type	Chain	Res	Atoms	RSCC	RSR	B-factors(Å ²)	Q<0.9
55	MG	13	1663	1/1	0.94	0.57	93,93,93,93	0
55	MG	1H	3501	1/1	0.94	0.07	105,105,105,105	0
55	MG	14	3349	1/1	0.94	0.32	95,95,95,95	0
55	MG	1H	3503	1/1	0.94	0.22	76,76,76,76	0
55	MG	1G	1737	1/1	0.94	0.06	93,93,93,93	0
55	MG	1H	3412	1/1	0.94	0.14	103,103,103,103	0
55	MG	1H	3066	1/1	0.94	0.26	86,86,86,86	0
55	MG	1H	3460	1/1	0.95	0.15	72,72,72,72	0
55	MG	1G	1676	1/1	0.95	0.30	93,93,93,93	0
55	MG	1H	3067	1/1	0.95	0.44	68,68,68,68	0
55	MG	1H	3386	1/1	0.95	0.58	87,87,87,87	0
55	MG	14	3267	1/1	0.95	0.25	74,74,74,74	0
55	MG	14	3153	1/1	0.95	0.65	71,71,71,71	0
55	MG	1H	3068	1/1	0.95	0.27	83,83,83,83	0
55	MG	1G	1681	1/1	0.95	0.17	86,86,86,86	0
55	MG	1G	1682	1/1	0.95	0.15	80,80,80,80	0
55	MG	14	3157	1/1	0.95	0.56	83,83,83,83	0
55	MG	1H	3284	1/1	0.95	0.21	69,69,69,69	0
55	MG	14	3376	1/1	0.95	0.21	59,59,59,59	0
55	MG	14	3377	1/1	0.95	0.45	82,82,82,82	0
55	MG	1H	3466	1/1	0.95	0.08	77,77,77,77	0
55	MG	1H	3118	1/1	0.95	0.39	74,74,74,74	0
55	MG	14	3039	1/1	0.95	0.41	63,63,63,63	0
55	MG	14	3040	1/1	0.95	0.81	59,59,59,59	0
55	MG	1H	3286	1/1	0.95	0.29	94,94,94,94	0
55	MG	14	3044	1/1	0.95	0.75	79,79,79,79	0
55	MG	14	3045	1/1	0.95	0.52	55,55,55,55	0
55	MG	1H	3472	1/1	0.95	0.06	86,86,86,86	0
55	MG	1H	3120	1/1	0.95	0.42	53,53,53,53	0
55	MG	14	3174	1/1	0.95	0.52	61,61,61,61	0
55	MG	13	1728	1/1	0.95	0.29	80,80,80,80	0
55	MG	13	1701	1/1	0.95	0.41	83,83,83,83	0
55	MG	1G	1617	1/1	0.95	0.58	72,72,72,72	0
55	MG	14	3181	1/1	0.95	0.23	78,78,78,78	0
55	MG	14	3059	1/1	0.95	0.37	54,54,54,54	0
55	MG	1H	3168	1/1	0.95	0.30	72,72,72,72	0
55	MG	3I	201	1/1	0.95	0.18	68,68,68,68	0
55	MG	13	1609	1/1	0.95	0.29	80,80,80,80	0
55	MG	1H	3249	1/1	0.95	0.38	80,80,80,80	0
55	MG	14	3190	1/1	0.95	0.67	75,75,75,75	0
55	MG	14	3404	1/1	0.95	0.21	105,105,105,105	0
55	MG	14	3073	1/1	0.95	0.34	70,70,70,70	0

Continued on next page...

Continued from previous page...

Mol	Type	Chain	Res	Atoms	RSCC	RSR	B-factors(\AA^2)	Q<0.9
55	MG	1H	3042	1/1	0.95	0.32	84,84,84,84	0
55	MG	1H	3251	1/1	0.95	0.20	85,85,85,85	0
55	MG	14	3412	1/1	0.95	0.11	77,77,77,77	0
55	MG	1H	3252	1/1	0.95	0.41	79,79,79,79	0
55	MG	14	3079	1/1	0.95	0.56	46,46,46,46	0
55	MG	13	1621	1/1	0.95	0.39	75,75,75,75	0
55	MG	13	1681	1/1	0.95	0.27	91,91,91,91	0
55	MG	13	1646	1/1	0.95	0.71	76,76,76,76	0
55	MG	1H	3083	1/1	0.95	0.36	55,55,55,55	0
55	MG	14	3424	1/1	0.95	0.11	72,72,72,72	0
55	MG	1H	3489	1/1	0.95	0.09	97,97,97,97	0
55	MG	1H	3304	1/1	0.95	0.58	82,82,82,82	0
55	MG	14	3429	1/1	0.95	0.12	72,72,72,72	0
55	MG	1H	3142	1/1	0.95	0.21	68,68,68,68	0
55	MG	1H	3017	1/1	0.95	0.47	56,56,56,56	0
55	MG	13	1653	1/1	0.95	0.65	79,79,79,79	0
55	MG	1H	3050	1/1	0.95	0.53	65,65,65,65	0
55	MG	14	3437	1/1	0.95	0.12	88,88,88,88	0
55	MG	1G	1641	1/1	0.95	0.19	91,91,91,91	0
55	MG	1H	3309	1/1	0.95	0.34	78,78,78,78	0
55	MG	1G	1718	1/1	0.95	0.40	76,76,76,76	0
55	MG	1H	3496	1/1	0.95	0.20	99,99,99,99	0
55	MG	13	1707	1/1	0.95	0.44	92,92,92,92	0
55	MG	13	1661	1/1	0.95	0.32	89,89,89,89	0
55	MG	1H	3416	1/1	0.95	0.10	60,60,60,60	0
55	MG	1G	1650	1/1	0.95	0.22	92,92,92,92	0
55	MG	1H	3095	1/1	0.95	0.17	58,58,58,58	0
55	MG	14	3113	1/1	0.95	0.26	76,76,76,76	0
55	MG	1H	3363	1/1	0.95	0.67	54,54,54,54	0
55	MG	1H	3057	1/1	0.95	0.52	73,73,73,73	0
55	MG	1H	3424	1/1	0.95	0.13	72,72,72,72	0
55	MG	1H	3187	1/1	0.95	0.30	66,66,66,66	0
55	MG	1H	3509	1/1	0.95	0.46	47,47,47,47	0
55	MG	1H	3100	1/1	0.95	0.30	65,65,65,65	0
55	MG	14	3333	1/1	0.95	0.55	58,58,58,58	0
55	MG	13	1697	1/1	0.95	0.52	67,67,67,67	0
55	MG	1G	1736	1/1	0.95	0.07	114,114,114,114	0
55	MG	1H	3271	1/1	0.95	0.36	77,77,77,77	0
55	MG	1H	3432	1/1	0.95	0.09	58,58,58,58	0
55	MG	14	3466	1/1	0.95	0.12	103,103,103,103	0
55	MG	14	3338	1/1	0.95	0.25	66,66,66,66	0
55	MG	13	1624	1/1	0.95	0.37	92,92,92,92	0

Continued on next page...

Continued from previous page...

Mol	Type	Chain	Res	Atoms	RSCC	RSR	B-factors(\AA^2)	Q<0.9
55	MG	1H	3109	1/1	0.95	0.69	39,39,39,39	0
55	MG	14	3471	1/1	0.95	0.29	113,113,113,113	0
55	MG	1G	1741	1/1	0.95	0.07	105,105,105,105	0
55	MG	1H	3444	1/1	0.95	0.04	94,94,94,94	0
55	MG	1H	3321	1/1	0.95	0.47	80,80,80,80	0
55	MG	1H	3192	1/1	0.95	0.49	88,88,88,88	0
55	MG	1H	3231	1/1	0.95	0.16	90,90,90,90	0
55	MG	2L	102	1/1	0.95	0.34	71,71,71,71	0
55	MG	1H	3379	1/1	0.95	0.71	69,69,69,69	0
55	MG	14	3136	1/1	0.95	0.36	71,71,71,71	0
55	MG	13	1724	1/1	0.95	0.46	63,63,63,63	0
55	MG	14	3003	1/1	0.95	0.27	63,63,63,63	0
55	MG	14	3355	1/1	0.95	0.55	71,71,71,71	0
55	MG	14	3004	1/1	0.95	0.28	59,59,59,59	0
55	MG	13	1626	1/1	0.95	0.57	68,68,68,68	0
55	MG	13	1687	1/1	0.95	0.74	90,90,90,90	0
55	MG	1H	3196	1/1	0.95	0.41	77,77,77,77	0
55	MG	14	3361	1/1	0.95	0.21	88,88,88,88	0
55	MG	E5	201	1/1	0.95	0.24	62,62,62,62	0
55	MG	14	3019	1/1	0.95	0.26	80,80,80,80	0
55	MG	1H	3281	1/1	0.95	0.36	65,65,65,65	0
55	MG	1H	3457	1/1	0.95	0.11	79,79,79,79	0
55	MG	1H	3258	1/1	0.96	0.11	92,92,92,92	0
55	MG	1H	3007	1/1	0.96	0.38	50,50,50,50	0
55	MG	1H	3096	1/1	0.96	0.28	62,62,62,62	0
55	MG	14	3029	1/1	0.96	0.49	63,63,63,63	0
55	MG	14	3298	1/1	0.96	0.45	54,54,54,54	0
55	MG	14	3212	1/1	0.96	0.37	88,88,88,88	0
55	MG	13	1608	1/1	0.96	0.55	64,64,64,64	0
55	MG	14	3031	1/1	0.96	0.45	66,66,66,66	0
55	MG	1G	1644	1/1	0.96	0.27	96,96,96,96	0
55	MG	1H	3220	1/1	0.96	0.39	55,55,55,55	0
55	MG	14	3034	1/1	0.96	0.61	60,60,60,60	0
55	MG	14	3398	1/1	0.96	0.17	66,66,66,66	0
55	MG	1H	3455	1/1	0.96	0.12	62,62,62,62	0
55	MG	14	3132	1/1	0.96	0.16	78,78,78,78	0
55	MG	14	3402	1/1	0.96	0.13	63,63,63,63	0
55	MG	1H	3009	1/1	0.96	0.32	56,56,56,56	0
55	MG	1H	3101	1/1	0.96	0.49	60,60,60,60	0
55	MG	1H	3149	1/1	0.96	0.65	74,74,74,74	0
55	MG	1H	3102	1/1	0.96	0.38	64,64,64,64	0
55	MG	1H	3010	1/1	0.96	0.43	48,48,48,48	0

Continued on next page...

Continued from previous page...

Mol	Type	Chain	Res	Atoms	RSCC	RSR	B-factors(\AA^2)	Q<0.9
55	MG	14	3411	1/1	0.96	0.10	88,88,88,88	0
55	MG	14	3138	1/1	0.96	0.59	83,83,83,83	0
55	MG	1H	3105	1/1	0.96	0.49	50,50,50,50	0
55	MG	1H	3013	1/1	0.96	0.52	54,54,54,54	0
55	MG	13	1636	1/1	0.96	0.21	73,73,73,73	0
55	MG	14	3049	1/1	0.96	0.25	80,80,80,80	0
55	MG	14	3420	1/1	0.96	0.13	91,91,91,91	0
55	MG	1G	1656	1/1	0.96	0.41	74,74,74,74	0
55	MG	88	301	1/1	0.96	0.29	82,82,82,82	0
55	MG	13	1692	1/1	0.96	0.56	52,52,52,52	0
55	MG	1H	3469	1/1	0.96	0.05	107,107,107,107	0
55	MG	14	3057	1/1	0.96	0.49	45,45,45,45	0
55	MG	14	3058	1/1	0.96	0.51	53,53,53,53	0
55	MG	13	1625	1/1	0.96	0.50	78,78,78,78	0
55	MG	13	1746	1/1	0.96	0.20	100,100,100,100	0
55	MG	14	3331	1/1	0.96	0.42	63,63,63,63	0
55	MG	14	3062	1/1	0.96	0.35	71,71,71,71	0
55	MG	14	3435	1/1	0.96	0.09	117,117,117,117	0
55	MG	1H	3047	1/1	0.96	0.10	96,96,96,96	0
55	MG	1H	3028	1/1	0.96	0.32	52,52,52,52	0
55	MG	14	3439	1/1	0.96	0.06	105,105,105,105	0
55	MG	13	1725	1/1	0.96	0.57	71,71,71,71	0
55	MG	1H	3362	1/1	0.96	0.38	56,56,56,56	0
55	MG	1H	3032	1/1	0.96	0.35	79,79,79,79	0
55	MG	14	3443	1/1	0.96	0.11	74,74,74,74	0
55	MG	1H	3409	1/1	0.96	0.20	75,75,75,75	0
55	MG	1H	3364	1/1	0.96	0.56	75,75,75,75	0
55	MG	14	3161	1/1	0.96	0.50	74,74,74,74	0
55	MG	1H	3365	1/1	0.96	0.28	46,46,46,46	0
55	MG	14	3255	1/1	0.96	0.09	90,90,90,90	0
55	MG	14	3451	1/1	0.96	0.10	91,91,91,91	0
55	MG	14	3258	1/1	0.96	0.23	101,101,101,101	0
55	MG	14	3345	1/1	0.96	0.15	89,89,89,89	0
55	MG	1H	3366	1/1	0.96	0.16	76,76,76,76	0
55	MG	14	3260	1/1	0.96	0.10	95,95,95,95	0
55	MG	1H	3121	1/1	0.96	0.54	54,54,54,54	0
55	MG	14	3165	1/1	0.96	0.25	61,61,61,61	0
55	MG	14	3166	1/1	0.96	0.28	61,61,61,61	0
55	MG	1G	1734	1/1	0.96	0.07	108,108,108,108	0
55	MG	14	3085	1/1	0.96	0.41	58,58,58,58	0
55	MG	14	3169	1/1	0.96	0.10	55,55,55,55	0
55	MG	1H	3201	1/1	0.96	0.23	62,62,62,62	0

Continued on next page...

Continued from previous page...

Mol	Type	Chain	Res	Atoms	RSCC	RSR	B-factors(Å ²)	Q<0.9
55	MG	1H	3082	1/1	0.96	0.17	70,70,70,70	0
55	MG	1H	3123	1/1	0.96	0.30	64,64,64,64	0
55	MG	14	3092	1/1	0.96	0.83	64,64,64,64	0
55	MG	1H	3052	1/1	0.96	0.38	67,67,67,67	0
55	MG	13	1709	1/1	0.96	0.30	99,99,99,99	0
55	MG	13	1604	1/1	0.96	0.30	71,71,71,71	0
55	MG	14	3473	1/1	0.96	0.17	61,61,61,61	0
55	MG	1H	3247	1/1	0.96	0.44	77,77,77,77	0
55	MG	14	3183	1/1	0.96	0.28	64,64,64,64	0
55	MG	14	3480	1/1	0.96	0.04	92,92,92,92	0
55	MG	1H	3129	1/1	0.96	0.38	61,61,61,61	0
55	MG	14	3482	1/1	0.96	0.11	81,81,81,81	0
55	MG	1H	3130	1/1	0.96	0.53	70,70,70,70	0
55	MG	1H	3087	1/1	0.96	0.20	76,76,76,76	0
55	MG	1H	3430	1/1	0.96	0.10	87,87,87,87	0
55	MG	1G	1684	1/1	0.96	0.10	109,109,109,109	0
55	MG	1H	3089	1/1	0.96	0.39	71,71,71,71	0
55	MG	14	3490	1/1	0.96	0.54	81,81,81,81	0
55	MG	1G	1686	1/1	0.96	0.26	108,108,108,108	0
55	MG	1H	3435	1/1	0.96	0.08	80,80,80,80	0
55	MG	14	3195	1/1	0.96	0.47	69,69,69,69	0
55	MG	1H	3291	1/1	0.96	0.35	117,117,117,117	0
55	MG	1H	3058	1/1	0.96	0.27	67,67,67,67	0
55	MG	13	1656	1/1	0.96	0.41	63,63,63,63	0
55	MG	1H	3254	1/1	0.96	0.29	56,56,56,56	0
55	MG	14	3117	1/1	0.96	0.19	73,73,73,73	0
55	MG	1G	1694	1/1	0.96	0.18	80,80,80,80	0
55	MG	1H	3139	1/1	0.96	0.18	63,63,63,63	0
55	MG	13	1610	1/1	0.96	0.22	90,90,90,90	0
56	ZN	5A	101	1/1	0.96	0.09	125,125,125,125	0
55	MG	1G	1638	1/1	0.96	0.38	95,95,95,95	0
55	MG	1H	3205	1/1	0.97	0.43	75,75,75,75	0
55	MG	2L	101	1/1	0.97	0.39	82,82,82,82	0
55	MG	14	3100	1/1	0.97	0.28	77,77,77,77	0
55	MG	1H	3431	1/1	0.97	0.06	74,74,74,74	0
55	MG	1G	1626	1/1	0.97	0.34	80,80,80,80	0
55	MG	1H	3345	1/1	0.97	0.17	70,70,70,70	0
55	MG	14	3194	1/1	0.97	0.15	66,66,66,66	0
55	MG	1H	3433	1/1	0.97	0.08	67,67,67,67	0
55	MG	1H	3434	1/1	0.97	0.10	72,72,72,72	0
55	MG	14	3008	1/1	0.97	0.37	61,61,61,61	0
55	MG	14	3010	1/1	0.97	0.35	54,54,54,54	0

Continued on next page...

Continued from previous page...

Mol	Type	Chain	Res	Atoms	RSCC	RSR	B-factors(Å ²)	Q<0.9
55	MG	14	3011	1/1	0.97	0.39	48,48,48,48	0
55	MG	13	1638	1/1	0.97	0.39	74,74,74,74	0
55	MG	14	3399	1/1	0.97	0.15	75,75,75,75	0
55	MG	1H	3436	1/1	0.97	0.10	77,77,77,77	0
55	MG	14	3114	1/1	0.97	0.50	81,81,81,81	0
55	MG	1H	3310	1/1	0.97	0.35	52,52,52,52	0
55	MG	1H	3148	1/1	0.97	0.31	75,75,75,75	0
55	MG	14	3206	1/1	0.97	0.23	92,92,92,92	0
55	MG	14	3207	1/1	0.97	0.48	92,92,92,92	0
55	MG	14	3406	1/1	0.97	0.13	62,62,62,62	0
55	MG	14	3407	1/1	0.97	0.16	66,66,66,66	0
55	MG	1H	3442	1/1	0.97	0.14	77,77,77,77	0
55	MG	13	1603	1/1	0.97	0.26	73,73,73,73	0
55	MG	1H	3277	1/1	0.97	0.30	74,74,74,74	0
55	MG	14	3024	1/1	0.97	0.38	79,79,79,79	0
55	MG	1H	3150	1/1	0.97	0.46	84,84,84,84	0
55	MG	14	3214	1/1	0.97	0.38	78,78,78,78	0
55	MG	13	1652	1/1	0.97	0.34	94,94,94,94	0
55	MG	1H	3246	1/1	0.97	0.30	90,90,90,90	0
55	MG	1H	3507	1/1	0.97	0.12	100,100,100,100	0
55	MG	14	3218	1/1	0.97	0.35	57,57,57,57	0
55	MG	1H	3049	1/1	0.97	0.35	89,89,89,89	0
55	MG	1H	3396	1/1	0.97	0.18	98,98,98,98	0
55	MG	14	3425	1/1	0.97	0.11	66,66,66,66	0
55	MG	1G	1643	1/1	0.97	0.27	78,78,78,78	0
55	MG	1H	3035	1/1	0.97	0.32	82,82,82,82	0
55	MG	1H	3452	1/1	0.97	0.11	91,91,91,91	0
55	MG	14	3430	1/1	0.97	0.08	69,69,69,69	0
55	MG	1G	1646	1/1	0.97	0.19	109,109,109,109	0
55	MG	1H	3182	1/1	0.97	0.58	59,59,59,59	0
55	MG	1H	3454	1/1	0.97	0.15	94,94,94,94	0
55	MG	1H	3014	1/1	0.97	0.50	40,40,40,40	0
55	MG	1H	3360	1/1	0.97	0.37	70,70,70,70	0
55	MG	14	3041	1/1	0.97	0.33	53,53,53,53	0
55	MG	14	3327	1/1	0.97	0.10	98,98,98,98	0
55	MG	14	3042	1/1	0.97	0.38	47,47,47,47	0
55	MG	14	3329	1/1	0.97	0.58	58,58,58,58	0
55	MG	13	1614	1/1	0.97	0.27	92,92,92,92	0
55	MG	1H	3185	1/1	0.97	0.42	66,66,66,66	0
55	MG	1H	3461	1/1	0.97	0.10	67,67,67,67	0
55	MG	1H	3127	1/1	0.97	0.40	58,58,58,58	0
55	MG	1H	3053	1/1	0.97	0.18	72,72,72,72	0

Continued on next page...

Continued from previous page...

Mol	Type	Chain	Res	Atoms	RSCC	RSR	B-factors(Å ²)	Q<0.9
55	MG	14	3050	1/1	0.97	0.33	72,72,72,72	0
55	MG	14	3447	1/1	0.97	0.07	95,95,95,95	0
55	MG	14	3051	1/1	0.97	0.45	55,55,55,55	0
55	MG	14	3449	1/1	0.97	0.10	82,82,82,82	0
55	MG	14	3240	1/1	0.97	0.13	68,68,68,68	0
55	MG	13	1733	1/1	0.97	0.10	95,95,95,95	0
55	MG	1H	3159	1/1	0.97	0.26	76,76,76,76	0
55	MG	1H	3080	1/1	0.97	0.37	89,89,89,89	0
55	MG	1H	3467	1/1	0.97	0.11	67,67,67,67	0
55	MG	1H	3022	1/1	0.97	0.37	57,57,57,57	0
55	MG	1H	3023	1/1	0.97	0.46	48,48,48,48	0
55	MG	14	3347	1/1	0.97	0.33	84,84,84,84	0
55	MG	14	3458	1/1	0.97	0.09	91,91,91,91	0
55	MG	G8	201	1/1	0.97	0.30	65,65,65,65	0
55	MG	1H	3370	1/1	0.97	0.29	75,75,75,75	0
55	MG	1H	3135	1/1	0.97	0.55	61,61,61,61	0
55	MG	14	3462	1/1	0.97	0.17	103,103,103,103	0
55	MG	14	3063	1/1	0.97	0.34	69,69,69,69	0
55	MG	14	3067	1/1	0.97	0.38	54,54,54,54	0
55	MG	1H	3136	1/1	0.97	0.47	72,72,72,72	0
55	MG	1H	3137	1/1	0.97	0.10	72,72,72,72	0
55	MG	1H	3297	1/1	0.97	0.29	87,87,87,87	0
55	MG	14	3356	1/1	0.97	0.27	77,77,77,77	0
55	MG	14	3469	1/1	0.97	0.07	96,96,96,96	0
55	MG	14	3072	1/1	0.97	0.52	52,52,52,52	0
55	MG	1H	3415	1/1	0.97	0.16	59,59,59,59	0
55	MG	14	3472	1/1	0.97	0.05	103,103,103,103	0
55	MG	1G	1731	1/1	0.97	0.15	113,113,113,113	0
55	MG	1G	1607	1/1	0.97	0.20	86,86,86,86	0
55	MG	14	3475	1/1	0.97	0.16	104,104,104,104	0
55	MG	14	3476	1/1	0.97	0.07	65,65,65,65	0
55	MG	14	3477	1/1	0.97	0.13	63,63,63,63	0
55	MG	14	3077	1/1	0.97	0.46	63,63,63,63	0
55	MG	14	3479	1/1	0.97	0.09	78,78,78,78	0
55	MG	1G	1733	1/1	0.97	0.05	93,93,93,93	0
55	MG	1H	3110	1/1	0.97	0.24	54,54,54,54	0
55	MG	1H	3420	1/1	0.97	0.06	99,99,99,99	0
55	MG	1H	3197	1/1	0.97	0.48	48,48,48,48	0
55	MG	14	3484	1/1	0.97	0.05	95,95,95,95	0
55	MG	14	3083	1/1	0.97	0.42	68,68,68,68	0
55	MG	14	3170	1/1	0.97	0.52	67,67,67,67	0
55	MG	13	1734	1/1	0.97	0.14	93,93,93,93	0

Continued on next page...

Continued from previous page...

Mol	Type	Chain	Res	Atoms	RSCC	RSR	B-factors(\AA^2)	Q<0.9
55	MG	14	3488	1/1	0.97	0.57	64,64,64,64	0
55	MG	1H	3061	1/1	0.97	0.19	75,75,75,75	0
55	MG	1H	3141	1/1	0.97	0.23	50,50,50,50	0
55	MG	1H	3001	1/1	0.97	0.46	51,51,51,51	0
55	MG	14	3088	1/1	0.97	0.32	73,73,73,73	0
55	MG	13	1630	1/1	0.97	0.27	65,65,65,65	0
55	MG	14	3179	1/1	0.97	0.38	90,90,90,90	0
55	MG	14	3180	1/1	0.97	0.28	82,82,82,82	0
55	MG	1G	1678	1/1	0.97	0.29	97,97,97,97	0
55	MG	14	3093	1/1	0.97	0.32	60,60,60,60	0
55	MG	14	3094	1/1	0.97	0.30	60,60,60,60	0
55	MG	14	3184	1/1	0.97	0.50	59,59,59,59	0
55	MG	13	1691	1/1	0.97	0.37	89,89,89,89	0
55	MG	14	3186	1/1	0.97	0.18	69,69,69,69	0
55	MG	1H	3031	1/1	0.97	0.31	57,57,57,57	0
55	MG	14	3383	1/1	0.97	0.21	95,95,95,95	0
55	MG	14	3091	1/1	0.98	0.58	53,53,53,53	0
55	MG	1H	3072	1/1	0.98	0.31	33,33,33,33	0
55	MG	1H	3103	1/1	0.98	0.43	48,48,48,48	0
55	MG	1G	1611	1/1	0.98	0.10	122,122,122,122	0
55	MG	14	3095	1/1	0.98	0.36	54,54,54,54	0
55	MG	1H	3378	1/1	0.98	0.20	84,84,84,84	0
55	MG	1H	3011	1/1	0.98	0.33	49,49,49,49	0
55	MG	1H	3427	1/1	0.98	0.08	91,91,91,91	0
55	MG	14	3005	1/1	0.98	0.29	62,62,62,62	0
55	MG	14	3006	1/1	0.98	0.42	54,54,54,54	0
55	MG	1H	3483	1/1	0.98	0.08	86,86,86,86	0
55	MG	14	3102	1/1	0.98	0.17	62,62,62,62	0
55	MG	14	3197	1/1	0.98	0.29	82,82,82,82	0
55	MG	14	3300	1/1	0.98	0.28	64,64,64,64	0
55	MG	14	3009	1/1	0.98	0.44	62,62,62,62	0
55	MG	5E	201	1/1	0.98	0.20	92,92,92,92	0
55	MG	14	3410	1/1	0.98	0.13	68,68,68,68	0
55	MG	1H	3106	1/1	0.98	0.22	47,47,47,47	0
55	MG	1H	3255	1/1	0.98	0.21	72,72,72,72	0
55	MG	14	3107	1/1	0.98	0.58	50,50,50,50	0
55	MG	14	3108	1/1	0.98	0.30	61,61,61,61	0
55	MG	1G	1619	1/1	0.98	0.21	105,105,105,105	0
55	MG	14	3417	1/1	0.98	0.14	72,72,72,72	0
55	MG	13	1601	1/1	0.98	0.36	63,63,63,63	0
55	MG	14	3017	1/1	0.98	0.27	70,70,70,70	0
55	MG	14	3421	1/1	0.98	0.20	55,55,55,55	0

Continued on next page...

Continued from previous page...

Mol	Type	Chain	Res	Atoms	RSCC	RSR	B-factors(Å ²)	Q<0.9
55	MG	14	3018	1/1	0.98	0.41	52,52,52,52	0
55	MG	1G	1621	1/1	0.98	0.28	80,80,80,80	0
55	MG	1G	1688	1/1	0.98	0.28	103,103,103,103	0
55	MG	1G	1622	1/1	0.98	0.37	95,95,95,95	0
55	MG	14	3426	1/1	0.98	0.11	84,84,84,84	0
55	MG	1H	3488	1/1	0.98	0.10	66,66,66,66	0
55	MG	1G	1624	1/1	0.98	0.25	103,103,103,103	0
55	MG	14	3213	1/1	0.98	0.72	59,59,59,59	0
55	MG	14	3025	1/1	0.98	0.27	82,82,82,82	0
55	MG	1H	3108	1/1	0.98	0.68	58,58,58,58	0
55	MG	1H	3078	1/1	0.98	0.42	54,54,54,54	0
55	MG	1H	3054	1/1	0.98	0.52	51,51,51,51	0
55	MG	1H	3146	1/1	0.98	0.29	64,64,64,64	0
55	MG	1H	3301	1/1	0.98	0.41	73,73,73,73	0
55	MG	14	3436	1/1	0.98	0.08	69,69,69,69	0
55	MG	14	3220	1/1	0.98	0.30	80,80,80,80	0
55	MG	1H	3221	1/1	0.98	0.70	57,57,57,57	0
55	MG	14	3222	1/1	0.98	0.07	73,73,73,73	0
55	MG	1G	1699	1/1	0.98	0.39	100,100,100,100	0
55	MG	1H	3439	1/1	0.98	0.11	59,59,59,59	0
55	MG	1H	3111	1/1	0.98	0.56	51,51,51,51	0
55	MG	1H	3016	1/1	0.98	0.26	70,70,70,70	0
55	MG	1H	3443	1/1	0.98	0.04	90,90,90,90	0
55	MG	14	3037	1/1	0.98	0.43	58,58,58,58	0
55	MG	13	1628	1/1	0.98	0.47	64,64,64,64	0
55	MG	1H	3114	1/1	0.98	0.33	69,69,69,69	0
55	MG	13	1693	1/1	0.98	0.61	62,62,62,62	0
55	MG	1H	3502	1/1	0.98	0.10	60,60,60,60	0
55	MG	1H	3019	1/1	0.98	0.56	51,51,51,51	0
55	MG	1G	1709	1/1	0.98	0.26	81,81,81,81	0
55	MG	1H	3084	1/1	0.98	0.38	65,65,65,65	0
55	MG	1H	3505	1/1	0.98	0.09	64,64,64,64	0
55	MG	1H	3506	1/1	0.98	0.08	81,81,81,81	0
55	MG	14	3047	1/1	0.98	0.25	67,67,67,67	0
55	MG	14	3344	1/1	0.98	0.15	73,73,73,73	0
55	MG	14	3048	1/1	0.98	0.44	66,66,66,66	0
55	MG	14	3346	1/1	0.98	0.14	62,62,62,62	0
55	MG	1H	3060	1/1	0.98	0.35	59,59,59,59	0
55	MG	1H	3119	1/1	0.98	0.71	75,75,75,75	0
55	MG	1H	3020	1/1	0.98	0.36	68,68,68,68	0
55	MG	13	1602	1/1	0.98	0.28	85,85,85,85	0
55	MG	14	3146	1/1	0.98	0.40	73,73,73,73	0

Continued on next page...

Continued from previous page...

Mol	Type	Chain	Res	Atoms	RSCC	RSR	B-factors(Å ²)	Q<0.9
55	MG	1H	3088	1/1	0.98	0.48	44,44,44,44	0
55	MG	13	1605	1/1	0.98	0.21	86,86,86,86	0
55	MG	1H	3359	1/1	0.98	0.59	45,45,45,45	0
55	MG	1H	3064	1/1	0.98	0.32	95,95,95,95	0
55	MG	14	3151	1/1	0.98	0.41	68,68,68,68	0
55	MG	1H	3236	1/1	0.98	0.18	72,72,72,72	0
55	MG	1H	3458	1/1	0.98	0.06	67,67,67,67	0
55	MG	1H	3091	1/1	0.98	0.46	58,58,58,58	0
55	MG	14	3061	1/1	0.98	0.46	62,62,62,62	0
55	MG	1H	3002	1/1	0.98	0.39	53,53,53,53	0
55	MG	14	3256	1/1	0.98	0.14	95,95,95,95	0
55	MG	14	3257	1/1	0.98	0.34	78,78,78,78	0
55	MG	1H	3239	1/1	0.98	0.35	93,93,93,93	0
55	MG	14	3065	1/1	0.98	0.58	47,47,47,47	0
55	MG	1H	3004	1/1	0.98	0.39	60,60,60,60	0
55	MG	1H	3128	1/1	0.98	0.47	66,66,66,66	0
55	MG	14	3069	1/1	0.98	0.36	65,65,65,65	0
55	MG	1H	3006	1/1	0.98	0.40	53,53,53,53	0
55	MG	13	1606	1/1	0.98	0.29	89,89,89,89	0
55	MG	1G	1730	1/1	0.98	0.13	77,77,77,77	0
55	MG	1H	3131	1/1	0.98	0.46	65,65,65,65	0
55	MG	1H	3326	1/1	0.98	0.49	51,51,51,51	0
55	MG	1H	3097	1/1	0.98	0.47	48,48,48,48	0
55	MG	14	3076	1/1	0.98	0.42	45,45,45,45	0
55	MG	1H	3098	1/1	0.98	0.47	40,40,40,40	0
55	MG	1H	3471	1/1	0.98	0.14	90,90,90,90	0
55	MG	1H	3417	1/1	0.98	0.15	70,70,70,70	0
55	MG	1J	201	1/1	0.98	0.18	115,115,115,115	0
55	MG	14	3172	1/1	0.98	0.38	69,69,69,69	0
55	MG	J8	101	1/1	0.98	0.47	65,65,65,65	0
55	MG	29	302	1/1	0.98	0.41	65,65,65,65	0
55	MG	14	3081	1/1	0.98	0.53	72,72,72,72	0
55	MG	1H	3418	1/1	0.98	0.17	71,71,71,71	0
55	MG	1H	3419	1/1	0.98	0.10	88,88,88,88	0
55	MG	1G	1602	1/1	0.98	0.38	80,80,80,80	0
55	MG	14	3178	1/1	0.98	0.20	89,89,89,89	0
55	MG	1G	1603	1/1	0.98	0.49	65,65,65,65	0
55	MG	13	1745	1/1	0.98	0.13	88,88,88,88	0
55	MG	13	1668	1/1	0.98	0.38	78,78,78,78	0
56	ZN	3E	302	1/1	0.98	0.36	86,86,86,86	0
55	MG	13	1632	1/1	0.98	0.45	74,74,74,74	0
56	ZN	32	302	1/1	0.98	0.34	100,100,100,100	0

Continued on next page...

Continued from previous page...

Mol	Type	Chain	Res	Atoms	RSCC	RSR	B-factors(\AA^2)	Q<0.9
55	MG	1G	1608	1/1	0.98	0.20	99,99,99,99	0
55	MG	14	3090	1/1	0.98	0.43	58,58,58,58	0
55	MG	14	3397	1/1	0.99	0.15	64,64,64,64	0
55	MG	14	3330	1/1	0.99	0.49	43,43,43,43	0
55	MG	14	3064	1/1	0.99	0.58	54,54,54,54	0
55	MG	14	3299	1/1	0.99	0.43	64,64,64,64	0
55	MG	1G	1691	1/1	0.99	0.09	98,98,98,98	0
55	MG	14	3066	1/1	0.99	0.42	62,62,62,62	0
55	MG	14	3302	1/1	0.99	0.16	85,85,85,85	0
55	MG	1H	3055	1/1	0.99	0.25	66,66,66,66	0
55	MG	14	3013	1/1	0.99	0.30	66,66,66,66	0
55	MG	1H	3209	1/1	0.99	0.51	63,63,63,63	0
55	MG	14	3015	1/1	0.99	0.38	69,69,69,69	0
55	MG	1H	3077	1/1	0.99	0.28	65,65,65,65	0
55	MG	1H	3015	1/1	0.99	0.52	53,53,53,53	0
55	MG	1H	3021	1/1	0.99	0.38	43,43,43,43	0
55	MG	1H	3030	1/1	0.99	0.37	63,63,63,63	0
55	MG	1H	3093	1/1	0.99	0.18	60,60,60,60	0
55	MG	14	3021	1/1	0.99	0.41	60,60,60,60	0
55	MG	1H	3005	1/1	0.99	0.47	45,45,45,45	0
55	MG	14	3415	1/1	0.99	0.09	71,71,71,71	0
55	MG	1H	3012	1/1	0.99	0.29	52,52,52,52	0
55	MG	1H	3003	1/1	0.99	0.45	58,58,58,58	0
55	MG	14	3254	1/1	0.99	0.10	117,117,117,117	0
55	MG	14	3419	1/1	0.99	0.14	56,56,56,56	0
55	MG	2K	101	1/1	0.99	0.28	85,85,85,85	0
55	MG	14	3052	1/1	0.99	0.23	62,62,62,62	0
55	MG	1H	3026	1/1	0.99	0.26	53,53,53,53	0
55	MG	1H	3355	1/1	0.99	0.37	62,62,62,62	0
55	MG	1H	3177	1/1	0.99	0.28	93,93,93,93	0
55	MG	1H	3512	1/1	0.99	0.31	72,72,72,72	0
55	MG	1H	3437	1/1	0.99	0.13	60,60,60,60	0
55	MG	1H	3027	1/1	0.99	0.43	51,51,51,51	0
55	MG	1H	3075	1/1	0.99	0.30	69,69,69,69	0
55	MG	14	3007	1/1	0.99	0.50	68,68,68,68	0
56	ZN	5I	101	1/1	0.99	0.10	109,109,109,109	0
55	MG	1H	3440	1/1	0.99	0.10	66,66,66,66	0
55	MG	1G	1605	1/1	0.99	0.23	85,85,85,85	0
55	MG	1H	3459	1/1	0.99	0.06	75,75,75,75	0
55	MG	14	3396	1/1	0.99	0.11	79,79,79,79	0

6.5 Other polymers [i](#)

There are no such residues in this entry.