



Full wwPDB X-ray Structure Validation Report ⓘ

May 26, 2020 – 07:33 am BST

PDB ID : 2XAX
Title : Ribonucleotide reductase Y730NO2Y and Y731A modified R1 subunit of E. coli
Authors : Yokoyama, K.; Uhlin, U.; Stubbe, J.
Deposited on : 2010-04-01
Resolution : 2.75 Å(reported)

This is a Full wwPDB X-ray Structure Validation Report for a publicly released PDB entry.

We welcome your comments at validation@mail.wwpdb.org

A user guide is available at

<https://www.wwpdb.org/validation/2017/XrayValidationReportHelp>

with specific help available everywhere you see the ⓘ symbol.

The following versions of software and data (see [references ⓘ](#)) were used in the production of this report:

MolProbity : 4.02b-467
Mogul : 1.8.5 (274361), CSD as541be (2020)
Xtriage (Phenix) : 1.13
EDS : 2.11
Percentile statistics : 20191225.v01 (using entries in the PDB archive December 25th 2019)
Refmac : 5.8.0158
CCP4 : 7.0.044 (Gargrove)
Ideal geometry (proteins) : Engh & Huber (2001)
Ideal geometry (DNA, RNA) : Parkinson et al. (1996)
Validation Pipeline (wwPDB-VP) : 2.11

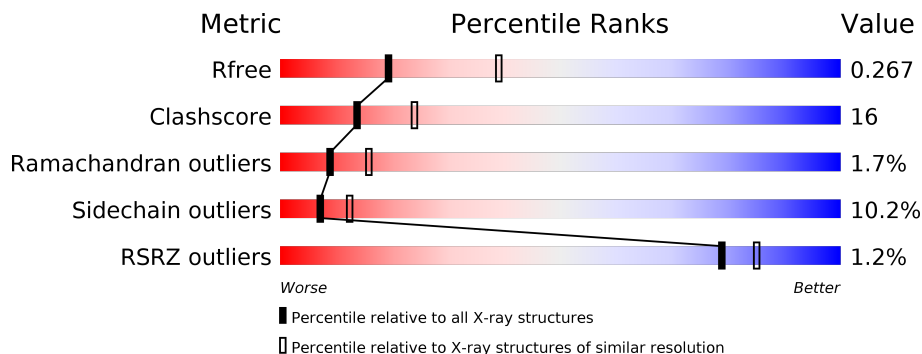
1 Overall quality at a glance

The following experimental techniques were used to determine the structure:

X-RAY DIFFRACTION

The reported resolution of this entry is 2.75 Å.

Percentile scores (ranging between 0-100) for global validation metrics of the entry are shown in the following graphic. The table shows the number of entries on which the scores are based.




Metric	Whole archive (#Entries)	Similar resolution (#Entries, resolution range(Å))
R_{free}	130704	1235 (2.78-2.74)
Clashscore	141614	1277 (2.78-2.74)
Ramachandran outliers	138981	1257 (2.78-2.74)
Sidechain outliers	138945	1257 (2.78-2.74)
RSRZ outliers	127900	1207 (2.78-2.74)

The table below summarises the geometric issues observed across the polymeric chains and their fit to the electron density. The red, orange, yellow and green segments on the lower bar indicate the fraction of residues that contain outliers for ≥ 3 , 2, 1 and 0 types of geometric quality criteria respectively. A grey segment represents the fraction of residues that are not modelled. The numeric value for each fraction is indicated below the corresponding segment, with a dot representing fractions $\leq 5\%$. The upper red bar (where present) indicates the fraction of residues that have poor fit to the electron density. The numeric value is given above the bar.

Mol	Chain	Length	Quality of chain
1	A	761	
1	B	761	
1	C	761	
2	D	20	
2	E	20	
2	F	20	

Continued on next page...

Continued from previous page...

Mol	Chain	Length	Quality of chain
2	P	20	 5% 10% 85%

2 Entry composition [i](#)

There are 3 unique types of molecules in this entry. The entry contains 18431 atoms, of which 0 are hydrogens and 0 are deuteriums.

In the tables below, the ZeroOcc column contains the number of atoms modelled with zero occupancy, the AltConf column contains the number of residues with at least one atom in alternate conformation and the Trace column contains the number of residues modelled with at most 2 atoms.

- Molecule 1 is a protein called RIBONUCLEOSIDE-DIPHOSPHATE REDUCTASE 1 SUBUNIT ALPHA.

Mol	Chain	Residues	Atoms					ZeroOcc	AltConf	Trace
			Total	C	N	O	S			
1	A	728	5800	3682	996	1098	24	0	0	0
1	B	728	5800	3682	996	1098	24	0	0	0
1	C	728	5788	3668	998	1099	23	0	0	0

There are 3 discrepancies between the modelled and reference sequences:

Chain	Residue	Modelled	Actual	Comment	Reference
A	731	ALA	TYR	engineered mutation	UNP P00452
B	731	ALA	TYR	engineered mutation	UNP P00452
C	731	ALA	TYR	engineered mutation	UNP P00452

- Molecule 2 is a protein called RIBONUCLEOSIDE-DIPHOSPHATE REDUCTASE 1 SUBUNIT BETA.

Mol	Chain	Residues	Atoms				ZeroOcc	AltConf	Trace
			Total	C	N	O			
2	D	16	129	77	19	33	0	0	0
2	E	16	129	77	19	33	0	0	0
2	F	16	129	77	19	33	0	0	0
2	P	3	27	20	3	4	0	0	0

- Molecule 3 is water.

Mol	Chain	Residues	Atoms		ZeroOcc	AltConf
3	A	187	Total	O	0	0
			187	187		

Continued on next page...

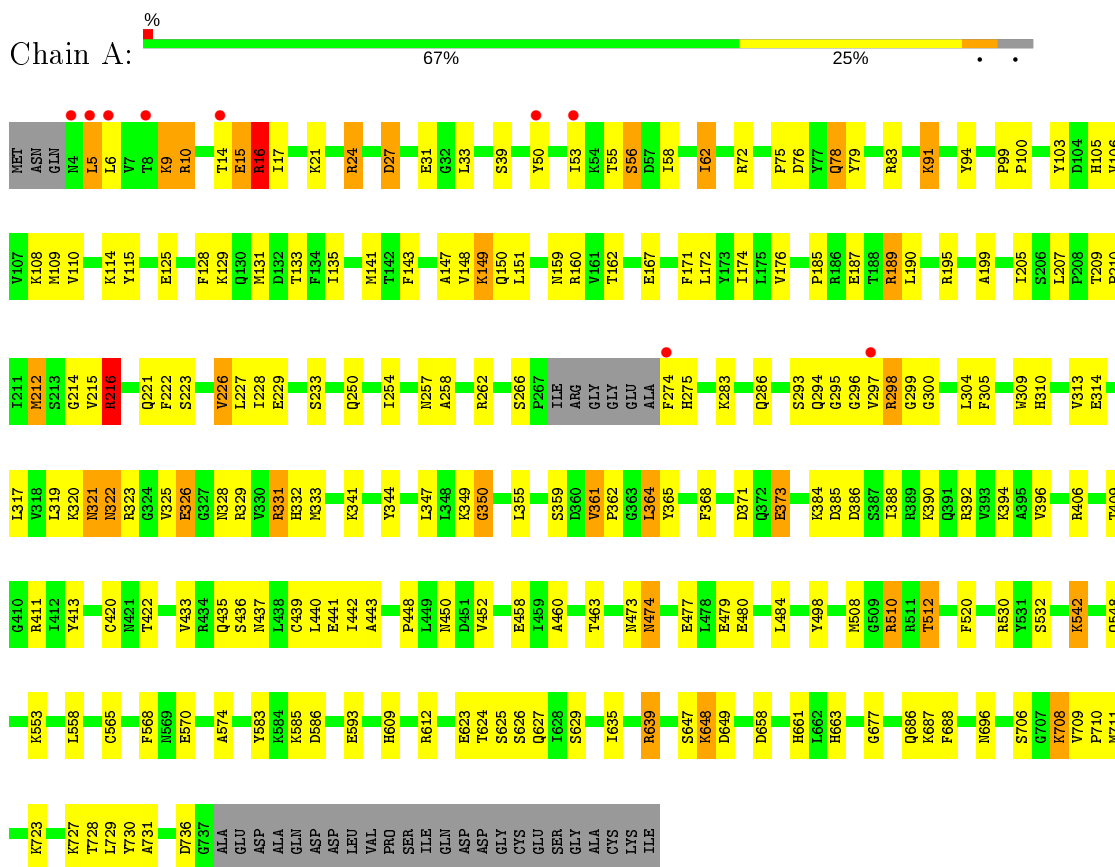
Continued from previous page...

Mol	Chain	Residues	Atoms		ZeroOcc	AltConf
3	B	172	Total 172	O 172	0	0
3	C	258	Total 258	O 258	0	0
3	D	4	Total 4	O 4	0	0
3	E	2	Total 2	O 2	0	0
3	F	2	Total 2	O 2	0	0
3	P	4	Total 4	O 4	0	0

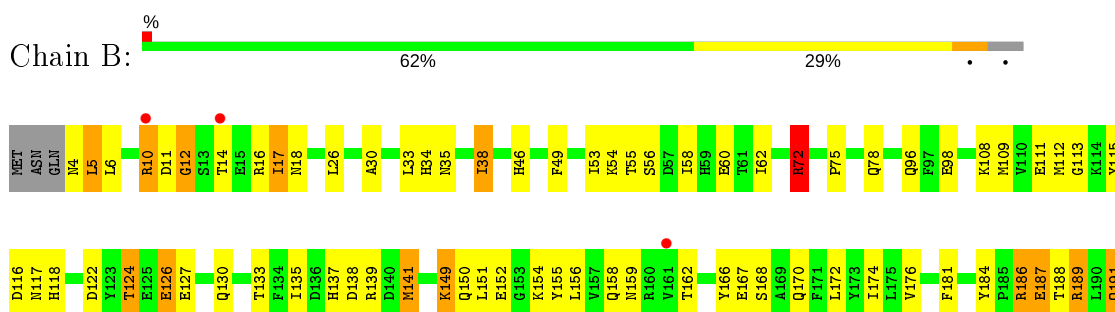
3 Residue-property plots i

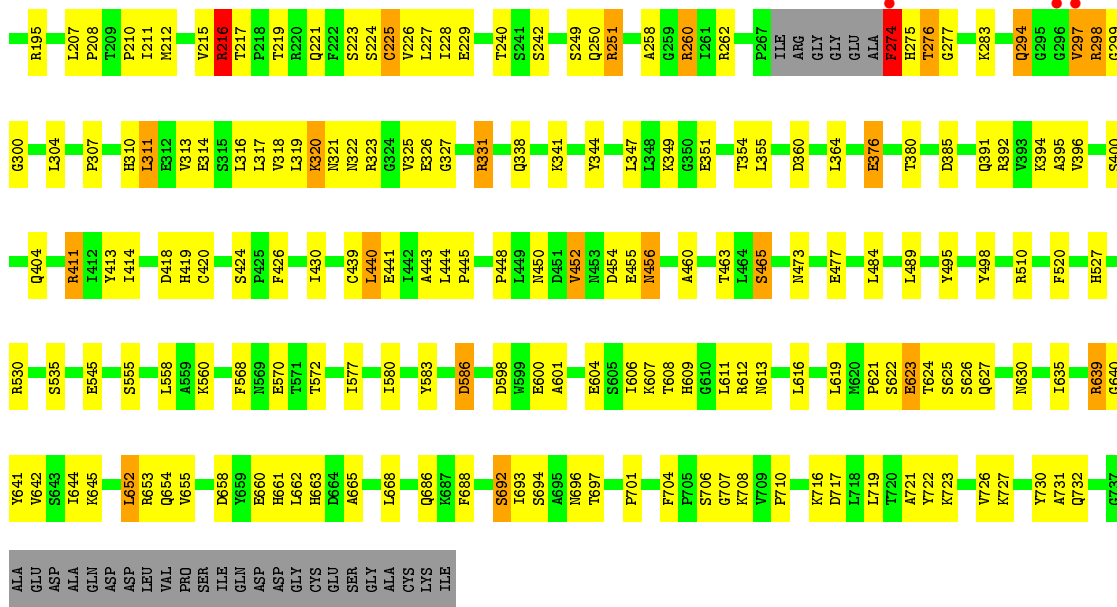
These plots are drawn for all protein, RNA and DNA chains in the entry. The first graphic for a chain summarises the proportions of the various outlier classes displayed in the second graphic. The second graphic shows the sequence view annotated by issues in geometry and electron density. Residues are color-coded according to the number of geometric quality criteria for which they contain at least one outlier: green = 0, yellow = 1, orange = 2 and red = 3 or more. A red dot above a residue indicates a poor fit to the electron density ($RSRZ > 2$). Stretches of 2 or more consecutive residues without any outlier are shown as a green connector. Residues present in the sample, but not in the model, are shown in grey.

• Molecule 1: RIBONUCLEOSIDE-DIPHOSPHATE REDUCTASE 1 SUBUNIT ALPHA

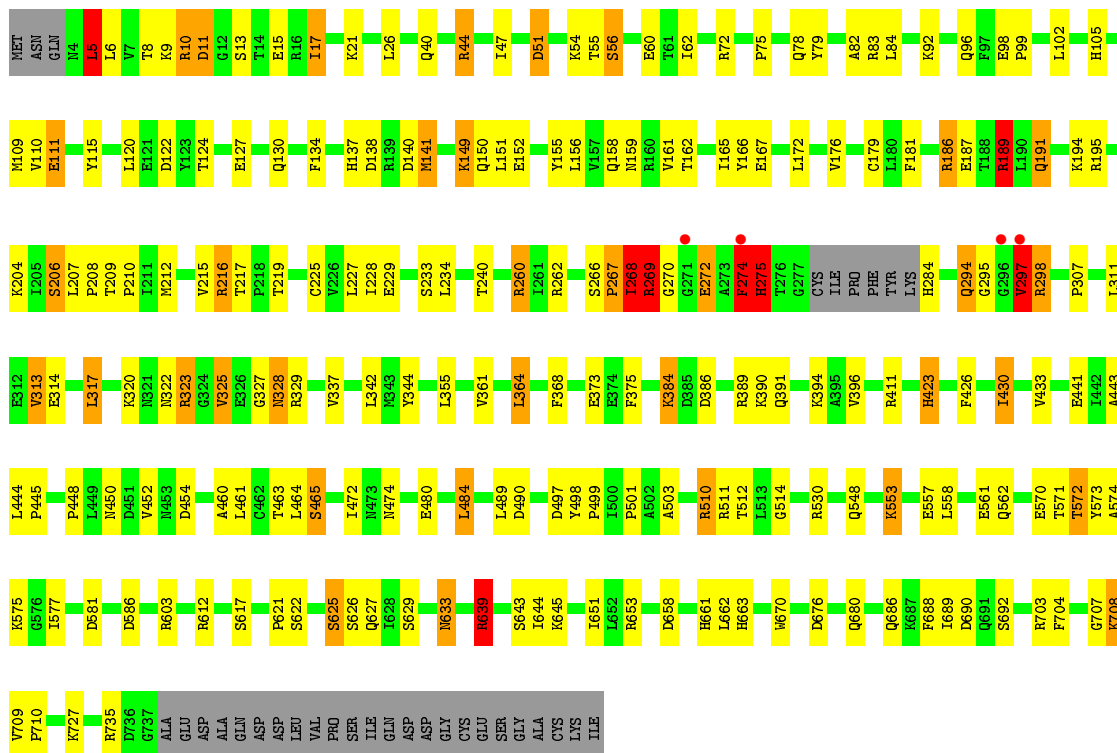


• Molecule 1: RIBONUCLEOSIDE-DIPHOSPHATE REDUCTASE 1 SUBUNIT ALPHA



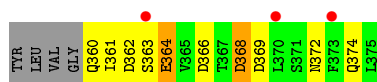


● Molecule 1: RIBONUCLEOSIDE-DIPHOSPHATE REDUCTASE 1 SUBUNIT ALPHA



● Molecule 2: RIBONUCLEOSIDE-DIPHOSPHATE REDUCTASE 1 SUBUNIT BETA

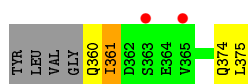





- Molecule 2: RIBONUCLEOSIDE-DIPHOSPHATE REDUCTASE 1 SUBUNIT BETA



- Molecule 2: RIBONUCLEOSIDE-DIPHOSPHATE REDUCTASE 1 SUBUNIT BETA



- Molecule 2: RIBONUCLEOSIDE-DIPHOSPHATE REDUCTASE 1 SUBUNIT BETA



4 Data and refinement statistics

Property	Value	Source
Space group	H 3 2	Depositor
Cell constants a, b, c, α , β , γ	224.86Å 224.86Å 336.40Å 90.00° 90.00° 120.00°	Depositor
Resolution (Å)	169.03 – 2.75 79.40 – 2.75	Depositor EDS
% Data completeness (in resolution range)	88.9 (169.03-2.75) 73.7 (79.40-2.75)	Depositor EDS
R_{merge}	0.18	Depositor
R_{sym}	(Not available)	Depositor
$\langle I/\sigma(I) \rangle$ ¹	1.96 (at 2.73Å)	Xtrriage
Refinement program	REFMAC 5.2.0019	Depositor
R, R_{free}	0.182 , 0.261 0.186 , 0.267	Depositor DCC
R_{free} test set	3124 reflections (5.00%)	wwPDB-VP
Wilson B-factor (Å ²)	46.0	Xtrriage
Anisotropy	0.019	Xtrriage
Bulk solvent k_{sol} (e/Å ³), B_{sol} (Å ²)	0.36 , 58.2	EDS
L-test for twinning ²	$\langle L \rangle = 0.48$, $\langle L^2 \rangle = 0.31$	Xtrriage
Estimated twinning fraction	No twinning to report.	Xtrriage
F_o, F_c correlation	0.94	EDS
Total number of atoms	18431	wwPDB-VP
Average B, all atoms (Å ²)	40.0	wwPDB-VP

Xtrriage's analysis on translational NCS is as follows: *The largest off-origin peak in the Patterson function is 5.14% of the height of the origin peak. No significant pseudotranslation is detected.*

¹Intensities estimated from amplitudes.

²Theoretical values of $\langle |L| \rangle$, $\langle L^2 \rangle$ for acentric reflections are 0.5, 0.333 respectively for untwinned datasets, and 0.375, 0.2 for perfectly twinned datasets.

5 Model quality [i](#)

5.1 Standard geometry [i](#)

Bond lengths and bond angles in the following residue types are not validated in this section: NIY

The Z score for a bond length (or angle) is the number of standard deviations the observed value is removed from the expected value. A bond length (or angle) with $|Z| > 5$ is considered an outlier worth inspection. RMSZ is the root-mean-square of all Z scores of the bond lengths (or angles).

Mol	Chain	Bond lengths		Bond angles	
		RMSZ	# Z >5	RMSZ	# Z >5
1	A	0.73	0/5909	0.81	2/8001 (0.0%)
1	B	0.71	0/5909	0.80	2/8001 (0.0%)
1	C	0.85	3/5894 (0.1%)	0.88	4/7979 (0.1%)
2	D	0.69	0/129	0.70	0/173
2	E	0.57	0/129	0.73	0/173
2	F	0.65	0/129	0.82	0/173
2	P	1.11	0/27	1.11	0/36
All	All	0.76	3/18126 (0.0%)	0.83	8/24536 (0.0%)

Chiral center outliers are detected by calculating the chiral volume of a chiral center and verifying if the center is modelled as a planar moiety or with the opposite hand. A planarity outlier is detected by checking planarity of atoms in a peptide group, atoms in a mainchain group or atoms of a sidechain that are expected to be planar.

Mol	Chain	#Chirality outliers	#Planarity outliers
1	B	0	1
1	C	0	3
All	All	0	4

All (3) bond length outliers are listed below:

Mol	Chain	Res	Type	Atoms	Z	Observed(Å)	Ideal(Å)
1	C	225	CYS	CB-SG	-6.08	1.72	1.82
1	C	179	CYS	CB-SG	-5.52	1.72	1.81
1	C	297	VAL	CA-CB	5.24	1.65	1.54

All (8) bond angle outliers are listed below:

Mol	Chain	Res	Type	Atoms	Z	Observed(°)	Ideal(°)
1	C	639	ARG	NE-CZ-NH1	7.71	124.16	120.30

Continued on next page...

Continued from previous page...

Mol	Chain	Res	Type	Atoms	Z	Observed(°)	Ideal(°)
1	C	639	ARG	NE-CZ-NH2	-6.77	116.91	120.30
1	C	497	ASP	CB-CG-OD1	6.05	123.75	118.30
1	B	72	ARG	NE-CZ-NH2	-5.80	117.40	120.30
1	B	652	LEU	CA-CB-CG	5.35	127.61	115.30
1	C	140	ASP	CB-CG-OD1	5.24	123.02	118.30
1	A	411	ARG	NE-CZ-NH1	5.06	122.83	120.30
1	A	508	MET	CG-SD-CE	5.03	108.25	100.20

There are no chirality outliers.

All (4) planarity outliers are listed below:

Mol	Chain	Res	Type	Group
1	B	274	PHE	Peptide
1	C	274	PHE	Peptide
1	C	294	GLN	Peptide
1	C	423	HIS	Peptide

5.2 Too-close contacts [i](#)

In the following table, the Non-H and H(model) columns list the number of non-hydrogen atoms and hydrogen atoms in the chain respectively. The H(added) column lists the number of hydrogen atoms added and optimized by MolProbity. The Clashes column lists the number of clashes within the asymmetric unit, whereas Symm-Clashes lists symmetry related clashes.

Mol	Chain	Non-H	H(model)	H(added)	Clashes	Symm-Clashes
1	A	5800	0	5722	168	0
1	B	5800	0	5722	190	0
1	C	5788	0	5709	191	0
2	D	129	0	111	6	0
2	E	129	0	111	5	0
2	F	129	0	111	2	0
2	P	27	0	31	4	0
3	A	187	0	0	47	0
3	B	172	0	0	38	1
3	C	258	0	0	51	1
3	D	4	0	0	1	0
3	E	2	0	0	3	0
3	F	2	0	0	0	0
3	P	4	0	0	5	0
All	All	18431	0	17517	560	1

The all-atom clashscore is defined as the number of clashes found per 1000 atoms (including hydrogen atoms). The all-atom clashscore for this structure is 16.

All (560) close contacts within the same asymmetric unit are listed below, sorted by their clash magnitude.

Atom-1	Atom-2	Interatomic distance (Å)	Clash overlap (Å)
1:C:111:GLU:HG2	3:C:2045:HOH:O	1.33	1.28
1:C:430:ILE:HB	3:C:2203:HOH:O	1.36	1.19
1:B:159:ASN:ND2	1:B:162:THR:H	1.40	1.17
1:B:299:GLY:HA3	3:B:2063:HOH:O	1.42	1.15
1:B:262:ARG:HG3	1:B:274:PHE:HB2	1.33	1.10
1:A:233:SER:HA	1:A:274:PHE:HZ	1.12	1.07
1:A:233:SER:HA	1:A:274:PHE:CZ	1.94	1.02
1:A:207:LEU:HD12	1:A:212:MET:CE	1.89	1.00
1:B:376:GLU:HA	3:B:2086:HOH:O	1.62	0.99
1:C:195:ARG:HD3	3:C:2073:HOH:O	1.63	0.98
1:A:274:PHE:HA	3:A:2071:HOH:O	1.64	0.97
1:C:55:THR:HG22	3:C:2026:HOH:O	1.65	0.96
1:A:331:ARG:HG2	3:A:2087:HOH:O	1.64	0.95
1:C:206:SER:HB3	3:C:2077:HOH:O	1.68	0.94
1:B:450:ASN:HB2	3:B:2103:HOH:O	1.67	0.94
1:C:268:ILE:HG22	3:C:2100:HOH:O	1.68	0.92
1:A:294:GLN:HA	3:A:2078:HOH:O	1.67	0.92
1:B:331:ARG:HG2	3:B:2069:HOH:O	1.69	0.91
1:B:275:HIS:HB3	3:B:2056:HOH:O	1.71	0.90
1:B:56:SER:O	1:B:60:GLU:HG2	1.72	0.89
1:A:286:GLN:HE22	1:A:331:ARG:HH12	1.21	0.89
1:A:294:GLN:HG2	1:A:297:VAL:HG22	1.54	0.88
1:C:396:VAL:HG23	3:C:2145:HOH:O	1.73	0.88
1:C:55:THR:HA	3:C:2027:HOH:O	1.74	0.88
1:C:284:HIS:N	3:C:2107:HOH:O	2.05	0.87
1:A:233:SER:CA	1:A:274:PHE:HZ	1.88	0.87
1:C:262:ARG:HG2	1:C:274:PHE:HB2	1.56	0.87
1:A:55:THR:HB	3:A:2021:HOH:O	1.74	0.87
1:B:159:ASN:HD22	1:B:162:THR:H	1.22	0.86
2:P:3:VAL:CA	3:P:2003:HOH:O	2.24	0.85
1:B:159:ASN:HD21	1:B:162:THR:H	1.25	0.84
1:B:294:GLN:HG3	1:B:298:ARG:HH12	1.42	0.84
1:C:294:GLN:HG3	1:C:295:GLY:H	1.40	0.83
1:B:159:ASN:ND2	1:B:162:THR:N	2.25	0.83
1:A:150:GLN:HE21	1:A:627:GLN:HE22	1.26	0.82
1:A:274:PHE:CA	3:A:2071:HOH:O	2.25	0.82
1:B:716:LYS:HG3	3:B:2166:HOH:O	1.79	0.81

Continued on next page...

Continued from previous page...

Atom-1	Atom-2	Interatomic distance (Å)	Clash overlap (Å)
1:C:207:LEU:HD12	1:C:212:MET:HE3	1.62	0.81
1:C:284:HIS:N	3:C:2110:HOH:O	2.12	0.81
1:C:189:ARG:HH11	1:C:189:ARG:HG2	1.46	0.80
1:C:625:SER:HB2	3:C:2077:HOH:O	1.81	0.80
1:C:384:LYS:HA	1:C:384:LYS:HE3	1.63	0.80
1:B:149:LYS:HE2	1:B:152:GLU:OE1	1.82	0.79
1:C:558:LEU:HD23	1:C:612:ARG:HG2	1.63	0.79
1:A:647:SER:HB3	3:A:2168:HOH:O	1.82	0.78
1:B:294:GLN:HB3	3:B:2061:HOH:O	1.83	0.78
1:B:311:LEU:O	1:B:311:LEU:HD12	1.83	0.78
1:A:349:LYS:HD2	3:A:2094:HOH:O	1.83	0.78
1:B:498:TYR:HB3	3:B:2111:HOH:O	1.82	0.78
1:C:268:ILE:HD12	1:C:275:HIS:NE2	1.99	0.78
1:A:215:VAL:O	1:A:216:ARG:HB3	1.82	0.78
1:A:296:GLY:HA2	3:A:2076:HOH:O	1.84	0.78
2:P:3:VAL:HA	3:P:2003:HOH:O	1.83	0.77
1:B:215:VAL:O	1:B:216:ARG:HB3	1.85	0.76
1:B:274:PHE:HA	1:B:277:GLY:H	1.50	0.76
1:C:155:TYR:CE2	1:C:212:MET:CG	2.68	0.76
1:A:150:GLN:NE2	1:A:627:GLN:HE22	1.82	0.76
1:C:155:TYR:CE2	1:C:212:MET:HG3	2.21	0.76
1:A:75:PRO:O	1:A:78:GLN:HB2	1.86	0.75
1:C:269:ARG:HG2	1:C:272:GLU:HG3	1.69	0.75
1:A:105:HIS:CD2	1:A:171:PHE:CD2	2.74	0.75
1:A:299:GLY:HA3	3:A:2080:HOH:O	1.86	0.75
1:A:207:LEU:HD12	1:A:212:MET:HE3	1.67	0.74
1:B:443:ALA:O	1:B:444:LEU:HD23	1.87	0.74
1:B:623:GLU:HG3	1:B:624:THR:N	2.03	0.74
1:C:557:GLU:HG3	3:C:2199:HOH:O	1.87	0.74
1:A:648:LYS:HD2	3:A:2169:HOH:O	1.86	0.73
1:C:268:ILE:HD12	1:C:275:HIS:CD2	2.24	0.73
1:B:600:GLU:HA	1:B:600:GLU:OE1	1.87	0.73
2:P:3:VAL:N	3:P:2003:HOH:O	2.20	0.73
1:A:58:ILE:O	1:A:62:ILE:HG23	1.88	0.73
1:A:207:LEU:HD12	1:A:212:MET:HE2	1.71	0.73
1:C:189:ARG:NH1	1:C:189:ARG:HG2	2.03	0.73
1:A:321:ASN:HB2	3:A:2109:HOH:O	1.87	0.73
1:B:608:THR:HG21	1:B:609:HIS:CE1	2.24	0.72
1:C:155:TYR:CD1	3:C:2061:HOH:O	2.43	0.72
1:B:260:ARG:HH21	1:B:448:PRO:HG2	1.55	0.71
1:A:286:GLN:HE22	1:A:331:ARG:NH1	1.88	0.71

Continued on next page...

Continued from previous page...

Atom-1	Atom-2	Interatomic distance (Å)	Clash overlap (Å)
1:C:56:SER:O	1:C:60:GLU:HG2	1.92	0.70
1:B:10:ARG:H	1:B:10:ARG:HH11	1.37	0.70
1:B:454:ASP:OD1	1:B:456:ASN:HB2	1.91	0.69
1:B:495:TYR:HB2	3:B:2108:HOH:O	1.91	0.69
1:A:148:VAL:HA	1:A:151:LEU:HD12	1.75	0.69
1:B:560:LYS:HD2	3:B:2139:HOH:O	1.92	0.69
1:C:212:MET:O	1:C:216:ARG:NH2	2.24	0.69
1:C:298:ARG:HB3	1:C:298:ARG:CZ	2.23	0.69
1:B:404:GLN:HG3	2:E:361:ILE:HD11	1.74	0.69
1:A:371:ASP:OD1	1:A:373:GLU:HG2	1.92	0.69
1:A:298:ARG:HA	3:A:2079:HOH:O	1.92	0.69
1:C:155:TYR:HE2	1:C:212:MET:SD	2.17	0.68
2:D:360:GLN:N	3:D:2001:HOH:O	2.26	0.68
1:B:622:SER:O	1:B:623:GLU:CB	2.40	0.68
1:A:24:ARG:HH11	1:A:24:ARG:HG3	1.58	0.68
1:C:9:LYS:HD3	1:C:10:ARG:H	1.58	0.68
1:C:710:PRO:HB2	3:C:2252:HOH:O	1.94	0.68
1:A:150:GLN:HE21	1:A:627:GLN:NE2	1.92	0.68
1:C:156:LEU:O	1:C:158:GLN:HG2	1.93	0.68
1:A:294:GLN:HG2	1:A:297:VAL:CG2	2.22	0.67
1:A:341:LYS:HB2	3:A:2091:HOH:O	1.95	0.67
1:A:736:ASP:HA	3:A:2184:HOH:O	1.92	0.67
1:A:135:ILE:HD11	1:A:174:ILE:HG21	1.75	0.67
1:C:262:ARG:CG	1:C:274:PHE:HB2	2.25	0.67
3:A:2178:HOH:O	2:D:362:ASP:HB2	1.93	0.67
1:B:262:ARG:CG	1:B:274:PHE:HB2	2.19	0.66
1:C:558:LEU:CD2	1:C:612:ARG:HG2	2.26	0.66
1:A:341:LYS:CB	3:A:2091:HOH:O	2.42	0.66
1:B:396:VAL:HG23	3:B:2077:HOH:O	1.95	0.66
1:A:106:VAL:O	1:A:110:VAL:HG23	1.96	0.65
1:B:311:LEU:HA	1:B:355:LEU:HB3	1.77	0.65
1:B:686:GLN:OE1	1:B:727:LYS:HD2	1.96	0.64
1:A:229:GLU:HG3	1:A:257:ASN:HD22	1.62	0.64
1:A:31:GLU:HA	3:A:2012:HOH:O	1.97	0.64
1:C:172:LEU:O	1:C:176:VAL:HG23	1.98	0.64
1:C:9:LYS:HD3	1:C:10:ARG:N	2.13	0.64
1:C:189:ARG:HH11	1:C:189:ARG:CG	2.11	0.64
1:C:98:GLU:HG2	3:C:2041:HOH:O	1.97	0.64
1:B:710:PRO:HA	2:E:362:ASP:HB3	1.80	0.63
1:A:199:ALA:HB1	1:A:205:ILE:HD12	1.79	0.63
1:A:373:GLU:HB2	3:A:2103:HOH:O	1.97	0.63

Continued on next page...

Continued from previous page...

Atom-1	Atom-2	Interatomic distance (Å)	Clash overlap (Å)
1:B:701:PRO:O	1:B:707:GLY:HA2	1.98	0.63
1:C:234:LEU:HG	1:C:272:GLU:HB3	1.81	0.63
1:A:14:THR:HG22	3:A:2004:HOH:O	1.99	0.63
1:A:298:ARG:O	1:A:298:ARG:NH1	2.29	0.63
1:A:262:ARG:HD2	1:A:274:PHE:HB3	1.79	0.63
1:B:619:LEU:HD12	1:B:693:ILE:HG12	1.81	0.62
1:C:384:LYS:HA	1:C:384:LYS:CE	2.25	0.62
1:B:151:LEU:HA	1:B:155:TYR:HB2	1.80	0.62
1:B:155:TYR:CE2	1:B:212:MET:HB3	2.34	0.62
1:C:79:TYR:O	1:C:83:ARG:HG3	1.99	0.62
1:B:298:ARG:NH1	1:B:298:ARG:HB3	2.14	0.62
1:C:8:THR:HG23	3:C:2006:HOH:O	1.99	0.62
1:A:458:GLU:OE2	1:A:510:ARG:NH1	2.28	0.62
1:C:639:ARG:NH2	3:C:2222:HOH:O	2.32	0.62
1:B:5:LEU:O	1:B:17:ILE:HB	1.99	0.62
1:A:294:GLN:HG3	1:A:295:GLY:N	2.14	0.62
1:C:40:GLN:HE21	1:C:44:ARG:HD2	1.65	0.62
1:B:30:ALA:HA	1:B:33:LEU:HD12	1.82	0.61
1:A:686:GLN:NE2	1:A:727:LYS:HE3	2.14	0.61
1:A:24:ARG:HH11	1:A:24:ARG:CG	2.13	0.61
1:A:663:HIS:HB2	3:A:2167:HOH:O	2.01	0.61
1:B:189:ARG:NH1	3:B:2041:HOH:O	2.31	0.61
1:A:440:LEU:HD12	1:A:728:THR:HB	1.81	0.61
1:C:155:TYR:CD2	1:C:212:MET:HB3	2.36	0.61
1:C:320:LYS:HE2	1:C:411:ARG:HB2	1.83	0.61
1:B:126:GLU:HA	1:B:126:GLU:OE2	2.01	0.61
1:B:621:PRO:HG3	1:B:730:NIY:O1	2.01	0.61
1:C:548:GLN:HG2	1:C:688:PHE:O	2.01	0.60
1:C:40:GLN:NE2	1:C:44:ARG:HD2	2.16	0.60
1:A:24:ARG:HG3	1:A:24:ARG:NH1	2.16	0.60
1:B:227:LEU:HB2	1:B:460:ALA:HB3	1.83	0.60
1:B:258:ALA:HB3	1:B:304:LEU:HD21	1.84	0.60
1:C:633:ASN:HB2	3:C:2218:HOH:O	2.01	0.60
1:A:362:PRO:HA	3:A:2096:HOH:O	2.01	0.60
1:C:298:ARG:HB3	1:C:298:ARG:NH1	2.16	0.60
1:C:622:SER:O	1:C:633:ASN:HB3	2.02	0.60
1:B:535:SER:O	3:B:2122:HOH:O	2.17	0.59
1:C:155:TYR:CE2	1:C:212:MET:SD	2.95	0.59
1:C:138:ASP:O	1:C:141:MET:HB2	2.01	0.59
1:C:122:ASP:O	1:C:189:ARG:NH2	2.35	0.59
1:B:331:ARG:HD3	1:B:331:ARG:N	2.16	0.59

Continued on next page...

Continued from previous page...

Atom-1	Atom-2	Interatomic distance (Å)	Clash overlap (Å)
1:B:441:GLU:HA	1:B:692:SER:HB3	1.84	0.59
1:C:268:ILE:O	1:C:270:GLY:N	2.36	0.59
1:C:461:LEU:HD11	1:C:503:ALA:HB1	1.83	0.59
1:A:226:VAL:HG22	1:A:254:ILE:HD12	1.84	0.58
1:A:332:HIS:O	1:A:333:MET:HG2	2.02	0.58
1:C:262:ARG:HH12	1:C:269:ARG:HB2	1.68	0.58
1:A:710:PRO:HA	2:D:362:ASP:HB3	1.84	0.58
1:A:648:LYS:NZ	1:A:648:LYS:H	2.01	0.58
1:C:570:GLU:HB3	3:C:2203:HOH:O	2.02	0.58
1:C:708:LYS:HB3	1:C:708:LYS:NZ	2.18	0.58
1:A:159:ASN:OD1	1:A:162:THR:N	2.35	0.58
1:A:294:GLN:HG3	1:A:295:GLY:H	1.69	0.58
1:C:480:GLU:HB3	3:C:2074:HOH:O	2.04	0.58
1:C:735:ARG:HD3	3:C:2250:HOH:O	2.04	0.57
1:B:283:LYS:NZ	1:B:327:GLY:HA2	2.18	0.57
1:C:208:PRO:HB2	1:C:210:PRO:HD2	1.86	0.57
1:C:150:GLN:OE1	1:C:150:GLN:HA	2.05	0.57
1:C:155:TYR:CZ	1:C:212:MET:HG3	2.39	0.57
1:C:260:ARG:HH21	1:C:448:PRO:HG2	1.70	0.57
1:C:54:LYS:HG3	3:C:2005:HOH:O	2.05	0.57
1:A:321:ASN:O	1:A:329:ARG:HD2	2.05	0.57
1:B:189:ARG:NE	3:B:2042:HOH:O	2.38	0.57
1:C:297:VAL:HG12	3:C:2123:HOH:O	2.05	0.57
1:B:283:LYS:HZ2	1:B:327:GLY:HA2	1.71	0.56
1:C:553:LYS:HE3	3:C:2198:HOH:O	2.04	0.56
1:A:498:TYR:HB3	3:A:2130:HOH:O	2.06	0.56
1:B:314:GLU:HG2	3:B:2065:HOH:O	2.04	0.56
1:C:328:ASN:HB3	1:C:329:ARG:NH1	2.21	0.56
1:C:215:VAL:O	1:C:216:ARG:HB3	2.05	0.56
1:A:172:LEU:O	1:A:176:VAL:HG23	2.05	0.56
1:A:568:PHE:CE2	1:A:574:ALA:HA	2.41	0.56
1:B:207:LEU:HD12	1:B:212:MET:HE3	1.88	0.56
1:B:608:THR:CG2	1:B:609:HIS:CE1	2.88	0.56
1:A:325:VAL:HG22	1:A:326:GLU:H	1.71	0.56
1:B:663:HIS:HD2	3:B:2147:HOH:O	1.89	0.56
1:B:229:GLU:HG2	1:B:448:PRO:HG3	1.87	0.55
1:B:181:PHE:O	1:B:184:TYR:HB2	2.07	0.55
1:A:310:HIS:O	1:A:313:VAL:HG12	2.06	0.55
1:A:433:VAL:HG11	1:A:443:ALA:HB1	1.89	0.55
1:A:706:SER:O	1:A:708:LYS:HD3	2.06	0.55
1:C:262:ARG:NH1	1:C:269:ARG:HB2	2.21	0.55

Continued on next page...

Continued from previous page...

Atom-1	Atom-2	Interatomic distance (Å)	Clash overlap (Å)
1:C:311:LEU:HA	1:C:355:LEU:HB3	1.88	0.55
1:B:716:LYS:HD2	3:E:2001:HOH:O	2.06	0.55
1:C:181:PHE:O	1:C:189:ARG:HD2	2.07	0.55
1:C:307:PRO:HB3	1:C:368:PHE:CE2	2.41	0.55
1:A:109:MET:HB2	1:A:115:TYR:CD2	2.42	0.55
1:B:159:ASN:HD22	1:B:162:THR:N	1.97	0.55
1:B:349:LYS:HD3	1:B:351:GLU:OE2	2.07	0.55
1:C:639:ARG:NE	3:C:2224:HOH:O	2.40	0.55
1:B:639:ARG:NE	1:B:639:ARG:H	2.05	0.55
1:B:640:GLY:HA2	1:B:668:LEU:HD13	1.89	0.55
1:B:558:LEU:HD23	1:B:612:ARG:HG2	1.88	0.55
1:C:558:LEU:HD23	1:C:612:ARG:CG	2.35	0.54
1:A:56:SER:HB2	3:A:2023:HOH:O	2.07	0.54
1:B:294:GLN:CG	1:B:298:ARG:HH12	2.17	0.54
1:B:46:HIS:HD2	1:B:49:PHE:CE2	2.25	0.54
1:C:344:TYR:HB3	2:F:375:LEU:HD21	1.89	0.54
1:A:195:ARG:HG3	3:A:2052:HOH:O	2.08	0.54
1:A:388:ILE:HB	1:A:390:LYS:HZ2	1.72	0.54
1:A:9:LYS:NZ	3:A:2002:HOH:O	2.30	0.54
1:C:561:GLU:HG2	1:C:562:GLN:HG3	1.89	0.54
1:A:479:GLU:OE2	1:A:553:LYS:NZ	2.41	0.54
1:B:159:ASN:HD21	1:B:162:THR:N	1.98	0.54
1:B:215:VAL:O	1:B:216:ARG:CB	2.56	0.54
1:C:109:MET:HG3	1:C:115:TYR:CE2	2.43	0.54
1:B:159:ASN:HB2	1:B:166:TYR:OH	2.08	0.53
1:C:207:LEU:CD1	1:C:212:MET:HE3	2.35	0.53
1:B:228:ILE:CG2	1:B:240:THR:HG23	2.38	0.53
1:B:622:SER:O	1:B:623:GLU:HB2	2.08	0.53
1:B:420:CYS:O	1:B:424:SER:HB2	2.08	0.53
1:C:191:GLN:NE2	3:C:2073:HOH:O	2.41	0.53
1:B:159:ASN:HD21	1:B:162:THR:HG23	1.73	0.53
1:B:155:TYR:CD2	1:B:212:MET:HB3	2.43	0.53
1:A:150:GLN:NE2	1:A:627:GLN:NE2	2.53	0.53
1:B:26:LEU:HB3	1:B:38:ILE:CG2	2.38	0.53
1:B:297:VAL:HG13	3:B:2060:HOH:O	2.07	0.53
1:C:386:ASP:HA	1:C:390:LYS:HZ3	1.73	0.53
1:A:103:TYR:CZ	1:A:125:GLU:HG3	2.44	0.53
1:A:420:CYS:HA	1:A:727:LYS:HD3	1.90	0.53
1:C:498:TYR:HE2	3:C:2177:HOH:O	1.91	0.53
1:A:373:GLU:CB	3:A:2103:HOH:O	2.54	0.53
1:B:663:HIS:CD2	3:B:2147:HOH:O	2.60	0.53

Continued on next page...

Continued from previous page...

Atom-1	Atom-2	Interatomic distance (Å)	Clash overlap (Å)
1:C:5:LEU:HB3	1:C:17:ILE:HG21	1.91	0.53
1:C:658:ASP:OD1	1:C:661:HIS:HD2	1.92	0.52
1:A:548:GLN:HA	1:A:548:GLN:OE1	2.10	0.52
1:B:155:TYR:CE2	1:B:212:MET:CG	2.92	0.52
1:B:717:ASP:HA	3:B:2167:HOH:O	2.08	0.52
1:A:439:CYS:O	1:A:440:LEU:HB2	2.08	0.52
1:C:617:SER:HB2	1:C:689:ILE:HD13	1.91	0.52
1:B:155:TYR:CE2	1:B:212:MET:HG3	2.44	0.52
1:C:92:LYS:HE2	3:C:2039:HOH:O	2.08	0.52
1:A:100:PRO:HG2	1:A:105:HIS:HB2	1.91	0.52
1:A:266:SER:HB3	3:A:2108:HOH:O	2.09	0.52
1:A:33:LEU:HB3	1:A:76:ASP:HB3	1.91	0.52
1:B:207:LEU:HD23	1:B:465:SER:OG	2.10	0.52
1:B:426:PHE:CE2	1:B:445:PRO:HD3	2.45	0.52
1:A:79:TYR:CD1	1:A:143:PHE:O	2.62	0.52
1:B:568:PHE:HZ	3:B:2128:HOH:O	1.92	0.52
1:C:617:SER:OG	1:C:690:ASP:N	2.34	0.52
1:A:149:LYS:NZ	1:A:649:ASP:OD2	2.43	0.51
1:C:207:LEU:HD12	1:C:212:MET:CE	2.37	0.51
1:C:262:ARG:HH22	1:C:269:ARG:HH21	1.58	0.51
1:C:9:LYS:NZ	1:C:10:ARG:HG2	2.25	0.51
1:A:214:GLY:HA3	1:A:222:PHE:HE1	1.74	0.51
1:B:155:TYR:CE2	1:B:212:MET:CB	2.93	0.51
1:B:34:HIS:O	1:B:35:ASN:HB2	2.10	0.51
1:B:347:LEU:HD23	1:B:719:LEU:HD21	1.93	0.51
1:A:227:LEU:HD11	1:A:437:ASN:HB3	1.92	0.51
1:A:510:ARG:NH2	1:A:570:GLU:OE1	2.43	0.51
1:B:156:LEU:O	1:B:158:GLN:HG2	2.11	0.51
1:A:215:VAL:O	1:A:216:ARG:CB	2.57	0.51
1:A:258:ALA:HB3	1:A:304:LEU:HD21	1.92	0.51
1:B:58:ILE:O	1:B:62:ILE:HG12	2.10	0.51
1:B:645:LYS:O	1:B:652:LEU:N	2.43	0.51
1:C:155:TYR:CE2	1:C:212:MET:HB3	2.45	0.51
1:C:617:SER:HG	1:C:690:ASP:H	1.55	0.51
1:B:187:GLU:HB3	1:B:188:THR:HG23	1.92	0.50
1:A:474:ASN:O	1:A:477:GLU:HB2	2.11	0.50
1:B:583:TYR:CD1	1:B:583:TYR:C	2.84	0.50
1:C:274:PHE:N	1:C:274:PHE:CD2	2.77	0.50
1:B:527:HIS:HE1	3:B:2116:HOH:O	1.94	0.50
1:B:320:LYS:HE2	1:B:411:ARG:HG3	1.93	0.50
1:B:642:VAL:HG22	1:B:655:VAL:HG22	1.94	0.50

Continued on next page...

Continued from previous page...

Atom-1	Atom-2	Interatomic distance (Å)	Clash overlap (Å)
1:A:294:GLN:NE2	3:A:2078:HOH:O	2.43	0.50
1:A:639:ARG:NH1	3:A:2164:HOH:O	2.43	0.50
1:B:159:ASN:ND2	1:B:162:THR:HG23	2.27	0.50
1:C:155:TYR:CE2	1:C:212:MET:CB	2.94	0.50
1:C:204:LYS:HE2	3:C:2076:HOH:O	2.11	0.50
1:A:229:GLU:HG3	1:A:257:ASN:ND2	2.26	0.49
1:B:138:ASP:O	1:B:141:MET:HB2	2.11	0.49
1:B:598:ASP:OD2	1:B:601:ALA:HB2	2.11	0.49
1:B:686:GLN:CD	1:B:727:LYS:HD2	2.32	0.49
1:B:706:SER:HB2	1:B:708:LYS:HG2	1.93	0.49
1:C:463:THR:HG22	1:C:489:LEU:HD22	1.94	0.49
1:A:207:LEU:CD1	1:A:212:MET:HE2	2.41	0.49
1:C:510:ARG:NH2	1:C:570:GLU:OE1	2.43	0.49
1:C:663:HIS:HD2	3:C:2227:HOH:O	1.95	0.49
1:A:221:GLN:HG2	3:A:2065:HOH:O	2.13	0.49
1:C:686:GLN:HB3	3:C:2246:HOH:O	2.13	0.49
1:B:167:GLU:HG2	1:B:168:SER:N	2.27	0.49
1:C:472:ILE:HG13	1:C:472:ILE:O	2.12	0.49
1:C:47:ILE:HD12	3:C:2022:HOH:O	2.12	0.49
1:A:294:GLN:CG	1:A:295:GLY:N	2.76	0.49
1:B:6:LEU:HG	3:B:2003:HOH:O	2.12	0.49
1:C:149:LYS:HE2	1:C:152:GLU:OE1	2.13	0.49
1:C:262:ARG:HG2	1:C:274:PHE:CB	2.37	0.49
1:C:364:LEU:CD2	1:C:375:PHE:CE1	2.96	0.48
1:B:11:ASP:OD2	1:B:12:GLY:N	2.45	0.48
1:C:268:ILE:O	1:C:269:ARG:C	2.51	0.48
1:C:162:THR:HG21	3:C:2065:HOH:O	2.13	0.48
1:B:307:PRO:HA	1:B:338:GLN:HB2	1.94	0.48
3:A:2179:HOH:O	2:D:366:ASP:HB2	2.14	0.48
1:C:268:ILE:HA	1:C:275:HIS:HD2	1.78	0.48
1:C:342:LEU:HD23	1:C:342:LEU:O	2.13	0.48
1:C:433:VAL:HG11	1:C:443:ALA:HB1	1.94	0.48
1:C:484:LEU:HD12	1:C:484:LEU:HA	1.75	0.48
1:C:663:HIS:CD2	3:C:2227:HOH:O	2.66	0.48
1:A:331:ARG:CG	3:A:2087:HOH:O	2.42	0.48
1:B:430:ILE:HG21	1:B:570:GLU:HG2	1.96	0.48
1:C:8:THR:CG2	3:C:2006:HOH:O	2.60	0.48
1:A:109:MET:HG3	1:A:115:TYR:CE2	2.49	0.48
1:A:215:VAL:N	3:A:2056:HOH:O	2.47	0.48
1:B:38:ILE:HD11	3:B:2006:HOH:O	2.12	0.48
1:C:325:VAL:HG22	1:C:327:GLY:H	1.79	0.48

Continued on next page...

Continued from previous page...

Atom-1	Atom-2	Interatomic distance (Å)	Clash overlap (Å)
1:A:229:GLU:O	1:A:448:PRO:HA	2.14	0.48
1:C:17:ILE:CG2	3:C:2001:HOH:O	2.61	0.48
1:C:501:PRO:HB2	3:C:2181:HOH:O	2.14	0.48
1:C:426:PHE:CE2	1:C:445:PRO:HD3	2.49	0.48
2:P:1:TYR:HE2	3:P:2002:HOH:O	1.96	0.48
1:B:298:ARG:CZ	1:B:298:ARG:HB3	2.44	0.47
1:A:322:ASN:HB3	3:A:2087:HOH:O	2.15	0.47
1:C:207:LEU:HB2	1:C:212:MET:HE3	1.96	0.47
1:B:225:CYS:HB2	3:B:2096:HOH:O	2.13	0.47
1:C:499:PRO:HA	3:C:2180:HOH:O	2.14	0.47
1:C:676:ASP:O	1:C:680:GLN:HG3	2.15	0.47
1:C:450:ASN:HB2	1:C:454:ASP:OD2	2.15	0.47
1:B:135:ILE:HD11	1:B:174:ILE:HG21	1.96	0.47
1:B:250:GLN:O	1:B:251:ARG:HB2	2.15	0.47
1:B:316:LEU:HA	1:B:319:LEU:HG	1.97	0.47
1:A:548:GLN:HB2	1:A:688:PHE:HB3	1.96	0.47
1:A:79:TYR:O	1:A:83:ARG:HG3	2.15	0.47
2:E:374:GLN:HG3	3:E:2002:HOH:O	2.15	0.47
1:B:109:MET:HB3	1:B:109:MET:HE3	1.71	0.47
1:C:571:THR:O	1:C:574:ALA:N	2.46	0.47
1:C:96:GLN:NE2	1:C:98:GLU:O	2.41	0.47
1:B:697:THR:O	1:B:732:GLN:HA	2.16	0.46
1:C:464:LEU:HA	1:C:514:GLY:O	2.14	0.46
1:B:115:TYR:OH	1:B:167:GLU:HG3	2.15	0.46
1:B:17:ILE:HD13	1:B:18:ASN:H	1.80	0.46
1:C:110:VAL:HG21	1:C:120:LEU:HD12	1.96	0.46
1:A:349:LYS:O	1:A:350:GLY:C	2.53	0.46
1:B:72:ARG:NH2	1:B:641:TYR:HD2	2.13	0.46
1:C:423:HIS:O	1:C:727:LYS:NZ	2.40	0.46
1:B:228:ILE:HG21	1:B:240:THR:HG23	1.97	0.46
1:B:260:ARG:NH2	1:B:448:PRO:HG2	2.27	0.46
1:B:242:SER:HB2	1:B:452:VAL:HG13	1.97	0.46
1:C:627:GLN:NE2	1:C:645:LYS:HE3	2.30	0.46
1:A:647:SER:HB2	3:A:2169:HOH:O	2.15	0.46
1:B:122:ASP:O	1:B:189:ARG:NH2	2.49	0.46
1:B:619:LEU:HB2	1:B:693:ILE:HG23	1.97	0.46
1:C:389:ARG:HD2	3:C:2143:HOH:O	2.15	0.46
1:A:385:ASP:OD1	1:A:386:ASP:N	2.48	0.46
1:B:716:LYS:CD	3:E:2001:HOH:O	2.63	0.46
1:C:207:LEU:HB2	1:C:212:MET:CE	2.44	0.46
1:A:696:ASN:ND2	1:A:731:ALA:HB3	2.30	0.46

Continued on next page...

Continued from previous page...

Atom-1	Atom-2	Interatomic distance (Å)	Clash overlap (Å)
1:B:116:ASP:OD1	1:B:118:HIS:CD2	2.69	0.46
1:B:630:ASN:HD22	1:B:654:GLN:CD	2.19	0.46
3:B:2166:HOH:O	2:E:373:PHE:HE1	1.98	0.46
1:A:286:GLN:NE2	1:A:331:ARG:HH12	2.02	0.46
1:A:341:LYS:HB3	3:A:2091:HOH:O	2.09	0.46
1:B:124:THR:HG23	1:B:127:GLU:OE1	2.16	0.46
1:B:413:TYR:C	1:B:414:ILE:HD12	2.36	0.46
1:C:151:LEU:HA	1:C:155:TYR:HB2	1.97	0.46
1:A:227:LEU:HB2	1:A:460:ALA:HB3	1.98	0.46
1:C:159:ASN:HB2	1:C:166:TYR:OH	2.16	0.45
1:A:385:ASP:O	1:A:390:LYS:NZ	2.49	0.45
1:C:17:ILE:HG23	3:C:2001:HOH:O	2.16	0.45
1:C:480:GLU:CB	3:C:2074:HOH:O	2.63	0.45
1:C:581:ASP:OD2	1:C:603:ARG:NH1	2.46	0.45
1:A:114:LYS:HG2	3:A:2035:HOH:O	2.16	0.45
1:A:9:LYS:NZ	1:A:10:ARG:H	2.14	0.45
1:A:24:ARG:NH2	3:A:2009:HOH:O	2.48	0.45
1:A:658:ASP:OD1	1:A:661:HIS:CD2	2.70	0.45
1:B:117:ASN:HB2	3:B:2024:HOH:O	2.16	0.45
1:B:630:ASN:HD21	1:B:654:GLN:HG2	1.82	0.45
1:C:51:ASP:HB3	3:C:2023:HOH:O	2.16	0.45
1:A:565:CYS:HB3	1:A:612:ARG:O	2.17	0.45
1:B:75:PRO:O	1:B:78:GLN:HB2	2.17	0.45
1:C:708:LYS:HB3	1:C:708:LYS:HZ3	1.80	0.45
1:B:108:LYS:O	1:B:112:MET:HG3	2.16	0.45
1:B:262:ARG:HH11	1:B:262:ARG:HG2	1.82	0.45
1:C:233:SER:HA	1:C:274:PHE:HZ	1.81	0.45
1:A:293:SER:HB2	1:A:298:ARG:O	2.17	0.45
1:B:210:PRO:HG2	1:B:224:SER:HB3	1.97	0.45
1:C:269:ARG:HG2	1:C:272:GLU:H	1.81	0.45
1:C:709:VAL:O	2:F:361:ILE:HB	2.16	0.45
1:A:361:VAL:HG21	1:A:364:LEU:HD12	1.98	0.45
1:C:704:PHE:CD2	1:C:710:PRO:HD3	2.52	0.45
1:B:721:ALA:O	1:B:726:VAL:HB	2.17	0.45
1:A:50:TYR:CE1	1:A:53:ILE:HA	2.52	0.44
1:C:294:GLN:HG3	1:C:295:GLY:N	2.19	0.44
1:C:639:ARG:CZ	3:C:2222:HOH:O	2.65	0.44
1:C:26:LEU:HD23	1:C:84:LEU:HD21	1.99	0.44
1:C:5:LEU:HB3	1:C:17:ILE:CG2	2.48	0.44
1:A:15:GLU:HG2	1:A:16:ARG:N	2.31	0.44
1:A:94:TYR:CD1	1:A:100:PRO:HD3	2.53	0.44

Continued on next page...

Continued from previous page...

Atom-1	Atom-2	Interatomic distance (Å)	Clash overlap (Å)
1:B:208:PRO:HG2	1:B:211:ILE:HD12	1.99	0.44
1:C:207:LEU:CD1	1:C:212:MET:CE	2.94	0.44
1:C:260:ARG:HG2	1:C:260:ARG:NH1	2.32	0.44
1:C:313:VAL:HG22	1:C:317:LEU:HD22	1.99	0.44
1:C:441:GLU:HA	1:C:692:SER:HB3	2.00	0.44
1:A:388:ILE:HB	1:A:390:LYS:NZ	2.32	0.44
1:A:708:LYS:HB2	3:A:2178:HOH:O	2.16	0.44
1:B:392:ARG:CZ	1:B:392:ARG:HB2	2.47	0.44
1:B:439:CYS:HA	1:B:730:NIY:CE2	2.48	0.44
1:C:209:THR:HG23	3:C:2061:HOH:O	2.17	0.44
1:A:480:GLU:HG3	3:A:2125:HOH:O	2.17	0.44
1:A:91:LYS:NZ	3:A:2029:HOH:O	2.50	0.44
1:B:174:ILE:HD12	1:B:174:ILE:HA	1.80	0.44
1:B:276:THR:HG23	3:B:2053:HOH:O	2.17	0.44
1:B:662:LEU:O	1:B:665:ALA:N	2.51	0.44
1:B:420:CYS:HA	1:B:727:LYS:HE2	2.00	0.44
1:C:217:THR:OG1	1:C:219:THR:HG22	2.17	0.44
1:C:227:LEU:HB2	1:C:460:ALA:HB3	1.98	0.44
1:A:583:TYR:CG	1:A:687:LYS:HD2	2.53	0.44
1:A:710:PRO:O	1:A:711:MET:C	2.56	0.44
1:C:105:HIS:O	1:C:109:MET:HG2	2.18	0.44
1:C:124:THR:O	1:C:127:GLU:N	2.50	0.44
1:C:260:ARG:HH11	1:C:260:ARG:CG	2.31	0.44
1:C:643:SER:O	1:C:653:ARG:HA	2.18	0.44
1:B:299:GLY:CA	3:B:2063:HOH:O	2.27	0.43
1:A:305:PHE:CZ	1:A:436:SER:HB3	2.53	0.43
1:B:130:GLN:O	1:B:133:THR:OG1	2.28	0.43
1:B:188:THR:O	1:B:191:GLN:HG3	2.17	0.43
1:B:463:THR:HG22	1:B:489:LEU:HD22	1.99	0.43
1:B:572:THR:O	1:B:577:ILE:HB	2.18	0.43
1:B:321:ASN:HA	3:B:2066:HOH:O	2.18	0.43
1:B:621:PRO:HD3	1:B:694:SER:OG	2.17	0.43
1:B:704:PHE:CD2	1:B:710:PRO:HD3	2.53	0.43
1:C:162:THR:HB	3:C:2065:HOH:O	2.18	0.43
2:D:369:ASP:HA	2:D:372:ASN:ND2	2.33	0.43
1:A:176:VAL:HG22	3:A:2056:HOH:O	2.18	0.43
1:A:413:TYR:HB3	1:A:729:LEU:O	2.17	0.43
1:B:113:GLY:HA2	3:B:2022:HOH:O	2.17	0.43
1:B:325:VAL:HG22	1:B:326:GLU:H	1.84	0.43
1:B:385:ASP:C	1:B:385:ASP:OD1	2.56	0.43
1:C:207:LEU:HD23	1:C:465:SER:OG	2.18	0.43

Continued on next page...

Continued from previous page...

Atom-1	Atom-2	Interatomic distance (Å)	Clash overlap (Å)
1:A:586:ASP:OD2	1:A:723:LYS:HE3	2.17	0.43
1:B:54:LYS:N	3:B:2015:HOH:O	2.29	0.43
1:C:561:GLU:HG2	1:C:562:GLN:CG	2.48	0.43
1:C:314:GLU:HB2	3:C:2118:HOH:O	2.17	0.43
1:C:317:LEU:HD11	1:C:337:VAL:HG21	2.01	0.43
1:B:124:THR:O	1:B:127:GLU:N	2.52	0.43
1:B:11:ASP:CG	1:B:12:GLY:H	2.22	0.43
1:C:394:LYS:HD3	3:C:2131:HOH:O	2.18	0.43
1:A:320:LYS:HB2	1:A:320:LYS:HE3	1.80	0.43
1:A:437:ASN:HB3	1:A:442:ILE:HB	2.01	0.43
1:A:520:PHE:HB3	1:A:635:ILE:HA	2.01	0.43
1:B:520:PHE:HB3	1:B:635:ILE:HA	1.99	0.43
1:C:644:ILE:HG23	1:C:651:ILE:HG23	1.99	0.43
1:A:558:LEU:CD2	1:A:612:ARG:HG2	2.49	0.43
1:B:217:THR:OG1	1:B:219:THR:HG22	2.19	0.43
1:B:323:ARG:HD2	3:B:2067:HOH:O	2.18	0.43
1:B:46:HIS:HA	1:B:49:PHE:CD2	2.54	0.43
1:B:560:LYS:HG2	1:B:609:HIS:CG	2.53	0.43
1:A:209:THR:HB	1:A:210:PRO:HD3	2.00	0.43
1:A:436:SER:OG	1:A:440:LEU:HA	2.19	0.43
1:B:344:TYR:O	1:B:347:LEU:HB3	2.19	0.43
1:B:630:ASN:ND2	1:B:654:GLN:HG2	2.33	0.43
1:B:696:ASN:ND2	1:B:731:ALA:HB3	2.34	0.43
1:C:134:PHE:CE2	1:C:194:LYS:HB2	2.54	0.43
1:C:686:GLN:O	1:C:686:GLN:HG3	2.19	0.43
1:A:296:GLY:CA	3:A:2076:HOH:O	2.54	0.42
1:A:385:ASP:CG	1:A:388:ILE:HG12	2.39	0.42
1:A:320:LYS:HG3	1:A:409:THR:HG21	2.01	0.42
1:C:444:LEU:HD22	1:C:512:THR:HG21	2.00	0.42
1:C:670:TRP:CZ2	1:C:735:ARG:HB2	2.53	0.42
1:B:118:HIS:CE1	3:B:2025:HOH:O	2.71	0.42
1:B:212:MET:O	1:B:216:ARG:NH2	2.49	0.42
1:C:162:THR:CG2	3:C:2065:HOH:O	2.67	0.42
1:C:79:TYR:O	1:C:82:ALA:HB3	2.19	0.42
1:A:542:LYS:HG3	1:A:593:GLU:OE2	2.19	0.42
1:C:490:ASP:CG	1:C:511:ARG:HH21	2.22	0.42
1:C:571:THR:C	1:C:573:TYR:N	2.71	0.42
1:C:704:PHE:CD2	1:C:710:PRO:CD	3.02	0.42
1:A:295:GLY:O	1:B:327:GLY:CA	2.67	0.42
1:B:331:ARG:CD	1:B:331:ARG:N	2.81	0.42
1:B:150:GLN:NE2	1:B:627:GLN:OE1	2.47	0.42

Continued on next page...

Continued from previous page...

Atom-1	Atom-2	Interatomic distance (Å)	Clash overlap (Å)
1:C:268:ILE:HA	1:C:275:HIS:CD2	2.55	0.42
1:C:195:ARG:HB3	1:C:484:LEU:HD21	2.00	0.42
1:A:149:LYS:HE2	1:A:149:LYS:HA	2.02	0.42
1:B:172:LEU:O	1:B:176:VAL:HG23	2.19	0.42
1:B:274:PHE:HA	1:B:277:GLY:N	2.26	0.42
1:B:322:ASN:O	1:B:323:ARG:HG2	2.19	0.42
1:C:266:SER:HA	1:C:267:PRO:HD2	1.88	0.42
1:A:128:PHE:HA	1:A:131:MET:HE2	2.02	0.42
1:A:262:ARG:HB3	1:A:359:SER:HB3	2.01	0.42
1:B:118:HIS:HB3	3:B:2026:HOH:O	2.19	0.42
1:B:419:HIS:NE2	1:B:722:TYR:CE1	2.87	0.42
1:B:606:ILE:CG2	3:B:2128:HOH:O	2.67	0.42
1:B:622:SER:O	1:B:623:GLU:HB3	2.19	0.42
1:A:129:LYS:O	1:A:133:THR:HG23	2.20	0.42
1:C:661:HIS:O	1:C:662:LEU:HD23	2.19	0.42
1:C:75:PRO:O	1:C:78:GLN:HB2	2.20	0.42
1:B:228:ILE:HG22	1:B:240:THR:HG23	2.01	0.42
1:C:639:ARG:HG3	1:C:639:ARG:HH11	1.84	0.42
1:B:191:GLN:O	1:B:195:ARG:HG3	2.20	0.41
1:B:653:ARG:HG3	1:B:653:ARG:HH11	1.85	0.41
1:C:102:LEU:O	1:C:105:HIS:HB3	2.20	0.41
1:C:9:LYS:HZ3	1:C:10:ARG:HG2	1.84	0.41
1:A:167:GLU:OE2	1:A:216:ARG:NH1	2.53	0.41
1:A:309:TRP:O	1:A:355:LEU:HA	2.20	0.41
1:A:344:TYR:O	1:A:347:LEU:HB3	2.20	0.41
1:B:404:GLN:HG2	3:B:2090:HOH:O	2.20	0.41
1:B:555:SER:HB3	1:B:611:LEU:HD22	2.02	0.41
1:C:186:ARG:HB2	3:C:2069:HOH:O	2.19	0.41
1:C:233:SER:HA	1:C:274:PHE:CZ	2.55	0.41
1:C:325:VAL:HG13	1:C:328:ASN:CG	2.41	0.41
1:C:229:GLU:O	1:C:448:PRO:HA	2.20	0.41
1:C:572:THR:HB	1:C:577:ILE:HB	2.02	0.41
1:A:294:GLN:CG	1:A:295:GLY:H	2.30	0.41
1:A:647:SER:CB	3:A:2168:HOH:O	2.55	0.41
2:D:362:ASP:O	2:D:364:GLU:N	2.53	0.41
1:A:229:GLU:HA	1:A:257:ASN:HB3	2.03	0.41
1:A:365:TYR:O	1:A:368:PHE:HB3	2.20	0.41
1:A:99:PRO:HD2	3:A:2032:HOH:O	2.19	0.41
1:B:418:ASP:HB2	3:B:2093:HOH:O	2.21	0.41
1:B:310:HIS:O	1:B:313:VAL:HB	2.20	0.41
1:A:14:THR:O	1:A:15:GLU:HB3	2.20	0.41

Continued on next page...

Continued from previous page...

Atom-1	Atom-2	Interatomic distance (Å)	Clash overlap (Å)
1:A:510:ARG:HB2	1:A:512:THR:HG23	2.02	0.41
1:A:313:VAL:HG12	1:A:355:LEU:HD13	2.03	0.41
1:A:648:LYS:HZ2	1:A:648:LYS:H	1.65	0.41
1:B:137:HIS:HA	1:B:170:GLN:HG3	2.01	0.41
1:C:159:ASN:HD21	1:C:162:THR:HG23	1.86	0.41
1:C:159:ASN:ND2	1:C:162:THR:HG23	2.35	0.41
1:C:228:ILE:CG2	1:C:240:THR:HG23	2.50	0.41
1:C:633:ASN:CB	3:C:2218:HOH:O	2.62	0.41
1:A:609:HIS:HD2	3:P:2001:HOH:O	2.03	0.41
1:B:545:GLU:HB2	1:B:688:PHE:CZ	2.55	0.41
1:A:9:LYS:HZ2	1:A:10:ARG:H	1.69	0.41
1:A:190:LEU:HG	3:A:2050:HOH:O	2.21	0.41
1:B:658:ASP:OD1	1:B:661:HIS:HD2	2.04	0.41
1:C:260:ARG:HH11	1:C:260:ARG:HG2	1.84	0.41
1:B:53:ILE:HD12	3:B:2015:HOH:O	2.21	0.41
1:C:323:ARG:C	3:C:2121:HOH:O	2.59	0.41
1:A:147:ALA:O	1:A:150:GLN:HB2	2.21	0.41
1:A:250:GLN:HE21	1:A:250:GLN:HB2	1.66	0.40
1:A:441:GLU:N	1:A:441:GLU:OE1	2.54	0.40
1:A:532:SER:HA	1:A:677:GLY:HA3	2.02	0.40
1:B:154:LYS:HD2	1:B:624:THR:HG21	2.03	0.40
2:E:368:ASP:HA	2:E:371:SER:OG	2.20	0.40
1:A:79:TYR:HD1	1:A:143:PHE:O	2.02	0.40
1:B:473:ASN:N	1:B:477:GLU:OE2	2.45	0.40
1:C:99:PRO:HG2	1:C:137:HIS:CG	2.56	0.40
1:A:27:ASP:HB2	3:A:2010:HOH:O	2.21	0.40
1:B:413:TYR:CD2	1:B:440:LEU:HD21	2.56	0.40
1:B:586:ASP:OD2	1:B:723:LYS:HE3	2.21	0.40
1:A:185:PRO:HB2	1:A:187:GLU:OE2	2.22	0.40
1:A:406:ARG:NH2	1:A:730:NIY:O	2.52	0.40
1:B:274:PHE:CA	1:B:277:GLY:H	2.28	0.40

All (1) symmetry-related close contacts are listed below. The label for Atom-2 includes the symmetry operator and encoded unit-cell translations to be applied.

Atom-1	Atom-2	Interatomic distance (Å)	Clash overlap (Å)
3:B:2009:HOH:O	3:C:2016:HOH:O[15_554]	2.17	0.03

5.3 Torsion angles [i](#)

5.3.1 Protein backbone [i](#)

In the following table, the Percentiles column shows the percent Ramachandran outliers of the chain as a percentile score with respect to all X-ray entries followed by that with respect to entries of similar resolution.

The Analysed column shows the number of residues for which the backbone conformation was analysed, and the total number of residues.

Mol	Chain	Analysed	Favoured	Allowed	Outliers	Percentiles	
1	A	723/761 (95%)	662 (92%)	50 (7%)	11 (2%)	10	18
1	B	723/761 (95%)	662 (92%)	52 (7%)	9 (1%)	13	23
1	C	723/761 (95%)	661 (91%)	48 (7%)	14 (2%)	8	14
2	D	14/20 (70%)	9 (64%)	3 (21%)	2 (14%)	0	0
2	E	14/20 (70%)	9 (64%)	4 (29%)	1 (7%)	1	1
2	F	14/20 (70%)	13 (93%)	1 (7%)	0	100	100
2	P	1/20 (5%)	1 (100%)	0	0	100	100
All	All	2212/2363 (94%)	2017 (91%)	158 (7%)	37 (2%)	9	16

All (37) Ramachandran outliers are listed below:

Mol	Chain	Res	Type
1	A	216	ARG
1	B	294	GLN
1	B	623	GLU
1	C	10	ARG
1	C	216	ARG
2	D	363	SER
1	B	5	LEU
1	B	186	ARG
1	B	216	ARG
1	B	251	ARG
1	B	300	GLY
1	C	5	LEU
1	C	11	ASP
1	C	707	GLY
1	A	326	GLU
1	B	12	GLY
1	B	395	ALA
1	C	189	ARG

Continued on next page...

Continued from previous page...

Mol	Chain	Res	Type
1	C	267	PRO
1	C	269	ARG
1	C	275	HIS
2	D	368	ASP
1	A	5	LEU
1	A	16	ARG
1	A	189	ARG
1	A	319	LEU
1	C	272	GLU
1	A	212	MET
1	A	323	ARG
1	A	623	GLU
1	C	161	VAL
1	C	313	VAL
1	C	572	THR
1	C	268	ILE
2	E	361	ILE
1	A	300	GLY
1	A	350	GLY

5.3.2 Protein sidechains [i](#)

In the following table, the Percentiles column shows the percent sidechain outliers of the chain as a percentile score with respect to all X-ray entries followed by that with respect to entries of similar resolution.

The Analysed column shows the number of residues for which the sidechain conformation was analysed, and the total number of residues.

Mol	Chain	Analysed	Rotameric	Outliers	Percentiles	
1	A	624/649 (96%)	562 (90%)	62 (10%)	8	13
1	B	624/649 (96%)	558 (89%)	66 (11%)	6	11
1	C	621/649 (96%)	563 (91%)	58 (9%)	9	15
2	D	16/19 (84%)	12 (75%)	4 (25%)	0	1
2	E	16/19 (84%)	13 (81%)	3 (19%)	1	2
2	F	16/19 (84%)	13 (81%)	3 (19%)	1	2
2	P	3/19 (16%)	3 (100%)	0	100	100
All	All	1920/2023 (95%)	1724 (90%)	196 (10%)	7	12

All (196) residues with a non-rotameric sidechain are listed below:

Mol	Chain	Res	Type
1	A	5	LEU
1	A	6	LEU
1	A	9	LYS
1	A	10	ARG
1	A	15	GLU
1	A	16	ARG
1	A	17	ILE
1	A	21	LYS
1	A	24	ARG
1	A	27	ASP
1	A	39	SER
1	A	56	SER
1	A	62	ILE
1	A	72	ARG
1	A	78	GLN
1	A	91	LYS
1	A	108	LYS
1	A	141	MET
1	A	149	LYS
1	A	160	ARG
1	A	189	ARG
1	A	216	ARG
1	A	223	SER
1	A	226	VAL
1	A	228	ILE
1	A	275	HIS
1	A	283	LYS
1	A	298	ARG
1	A	314	GLU
1	A	317	LEU
1	A	321	ASN
1	A	322	ASN
1	A	328	ASN
1	A	331	ARG
1	A	361	VAL
1	A	364	LEU
1	A	373	GLU
1	A	384	LYS
1	A	392	ARG
1	A	394	LYS
1	A	396	VAL
1	A	422	THR
1	A	435	GLN

Continued on next page...

Continued from previous page...

Mol	Chain	Res	Type
1	A	450	ASN
1	A	452	VAL
1	A	463	THR
1	A	473	ASN
1	A	474	ASN
1	A	484	LEU
1	A	510	ARG
1	A	512	THR
1	A	530	ARG
1	A	542	LYS
1	A	585	LYS
1	A	624	THR
1	A	625	SER
1	A	626	SER
1	A	629	SER
1	A	639	ARG
1	A	648	LYS
1	A	708	LYS
1	A	709	VAL
1	B	4	ASN
1	B	10	ARG
1	B	14	THR
1	B	16	ARG
1	B	17	ILE
1	B	38	ILE
1	B	55	THR
1	B	72	ARG
1	B	96	GLN
1	B	98	GLU
1	B	111	GLU
1	B	124	THR
1	B	126	GLU
1	B	139	ARG
1	B	141	MET
1	B	149	LYS
1	B	186	ARG
1	B	187	GLU
1	B	189	ARG
1	B	191	GLN
1	B	216	ARG
1	B	221	GLN
1	B	223	SER

Continued on next page...

Continued from previous page...

Mol	Chain	Res	Type
1	B	225	CYS
1	B	226	VAL
1	B	249	SER
1	B	260	ARG
1	B	274	PHE
1	B	276	THR
1	B	297	VAL
1	B	298	ARG
1	B	311	LEU
1	B	317	LEU
1	B	318	VAL
1	B	320	LYS
1	B	331	ARG
1	B	341	LYS
1	B	354	THR
1	B	360	ASP
1	B	364	LEU
1	B	376	GLU
1	B	380	THR
1	B	391	GLN
1	B	394	LYS
1	B	400	SER
1	B	411	ARG
1	B	440	LEU
1	B	452	VAL
1	B	455	GLU
1	B	456	ASN
1	B	465	SER
1	B	484	LEU
1	B	510	ARG
1	B	530	ARG
1	B	580	ILE
1	B	586	ASP
1	B	604	GLU
1	B	607	LYS
1	B	613	ASN
1	B	616	LEU
1	B	625	SER
1	B	626	SER
1	B	639	ARG
1	B	644	ILE
1	B	660	GLU

Continued on next page...

Continued from previous page...

Mol	Chain	Res	Type
1	B	692	SER
1	C	5	LEU
1	C	6	LEU
1	C	11	ASP
1	C	13	SER
1	C	15	GLU
1	C	17	ILE
1	C	21	LYS
1	C	44	ARG
1	C	51	ASP
1	C	56	SER
1	C	62	ILE
1	C	72	ARG
1	C	111	GLU
1	C	130	GLN
1	C	141	MET
1	C	149	LYS
1	C	165	ILE
1	C	167	GLU
1	C	186	ARG
1	C	187	GLU
1	C	189	ARG
1	C	191	GLN
1	C	206	SER
1	C	260	ARG
1	C	268	ILE
1	C	269	ARG
1	C	274	PHE
1	C	275	HIS
1	C	297	VAL
1	C	298	ARG
1	C	317	LEU
1	C	322	ASN
1	C	323	ARG
1	C	325	VAL
1	C	328	ASN
1	C	361	VAL
1	C	364	LEU
1	C	373	GLU
1	C	384	LYS
1	C	391	GLN
1	C	430	ILE

Continued on next page...

Continued from previous page...

Mol	Chain	Res	Type
1	C	452	VAL
1	C	465	SER
1	C	474	ASN
1	C	484	LEU
1	C	510	ARG
1	C	530	ARG
1	C	553	LYS
1	C	575	LYS
1	C	586	ASP
1	C	621	PRO
1	C	625	SER
1	C	626	SER
1	C	629	SER
1	C	633	ASN
1	C	639	ARG
1	C	703	ARG
1	C	708	LYS
2	D	361	ILE
2	D	364	GLU
2	D	368	ASP
2	D	374	GLN
2	E	360	GLN
2	E	361	ILE
2	E	374	GLN
2	F	360	GLN
2	F	361	ILE
2	F	374	GLN

Some sidechains can be flipped to improve hydrogen bonding and reduce clashes. All (42) such sidechains are listed below:

Mol	Chain	Res	Type
1	A	46	HIS
1	A	48	GLN
1	A	158	GLN
1	A	183	ASN
1	A	250	GLN
1	A	257	ASN
1	A	275	HIS
1	A	286	GLN
1	A	294	GLN
1	A	450	ASN
1	A	527	HIS

Continued on next page...

Continued from previous page...

Mol	Chain	Res	Type
1	A	609	HIS
1	A	627	GLN
1	A	630	ASN
1	A	661	HIS
1	A	663	HIS
1	A	696	ASN
1	B	4	ASN
1	B	46	HIS
1	B	159	ASN
1	B	191	GLN
1	B	250	GLN
1	B	275	HIS
1	B	456	ASN
1	B	630	ASN
1	B	633	ASN
1	B	654	GLN
1	B	661	HIS
1	B	663	HIS
1	B	696	ASN
1	C	40	GLN
1	C	159	ASN
1	C	183	ASN
1	C	322	ASN
1	C	328	ASN
1	C	456	ASN
1	C	527	HIS
1	C	630	ASN
1	C	661	HIS
1	C	663	HIS
2	E	360	GLN
2	F	374	GLN

5.3.3 RNA

There are no RNA molecules in this entry.

5.4 Non-standard residues in protein, DNA, RNA chains

3 non-standard protein/DNA/RNA residues are modelled in this entry.

In the following table, the Counts columns list the number of bonds (or angles) for which Mogul statistics could be retrieved, the number of bonds (or angles) that are observed in the model and

the number of bonds (or angles) that are defined in the Chemical Component Dictionary. The Link column lists molecule types, if any, to which the group is linked. The Z score for a bond length (or angle) is the number of standard deviations the observed value is removed from the expected value. A bond length (or angle) with $|Z| > 2$ is considered an outlier worth inspection. RMSZ is the root-mean-square of all Z scores of the bond lengths (or angles).

Mol	Type	Chain	Res	Link	Bond lengths			Bond angles		
					Counts	RMSZ	# Z > 2	Counts	RMSZ	# Z > 2
1	NIY	C	730	1	13,15,16	1.24	1 (7%)	13,20,22	1.93	2 (15%)
1	NIY	B	730	1	13,15,16	1.57	1 (7%)	13,20,22	1.92	5 (38%)
1	NIY	A	730	1	13,15,16	1.18	1 (7%)	13,20,22	1.95	5 (38%)

In the following table, the Chirals column lists the number of chiral outliers, the number of chiral centers analysed, the number of these observed in the model and the number defined in the Chemical Component Dictionary. Similar counts are reported in the Torsion and Rings columns. '-' means no outliers of that kind were identified.

Mol	Type	Chain	Res	Link	Chirals	Torsions	Rings
1	NIY	C	730	1	-	3/7/10/12	0/1/1/1
1	NIY	B	730	1	-	5/7/10/12	0/1/1/1
1	NIY	A	730	1	-	5/7/10/12	0/1/1/1

All (3) bond length outliers are listed below:

Mol	Chain	Res	Type	Atoms	Z	Observed(Å)	Ideal(Å)
1	B	730	NIY	CE1-NN	-4.82	1.36	1.45
1	A	730	NIY	CE1-NN	-3.41	1.39	1.45
1	C	730	NIY	CE1-NN	-3.33	1.39	1.45

All (12) bond angle outliers are listed below:

Mol	Chain	Res	Type	Atoms	Z	Observed(°)	Ideal(°)
1	C	730	NIY	CB-CA-C	4.77	120.40	111.47
1	A	730	NIY	CB-CA-C	4.62	120.13	111.47
1	B	730	NIY	CB-CA-C	4.30	119.52	111.47
1	C	730	NIY	CB-CG-CD1	-3.50	114.43	120.44
1	A	730	NIY	CG-CB-CA	-3.17	107.69	114.10
1	B	730	NIY	CD2-CE2-CZ	-2.83	117.59	120.50
1	B	730	NIY	CD1-CE1-CZ	2.62	124.91	121.45
1	A	730	NIY	CD2-CG-CD1	2.28	121.73	118.54
1	B	730	NIY	CG-CB-CA	-2.25	109.54	114.10
1	A	730	NIY	CD2-CE2-CZ	-2.23	118.21	120.50
1	A	730	NIY	CB-CG-CD1	-2.04	116.93	120.44

Continued on next page...

Continued from previous page...

Mol	Chain	Res	Type	Atoms	Z	Observed(°)	Ideal(°)
1	B	730	NIY	CB-CG-CD1	-2.03	116.95	120.44

There are no chirality outliers.

All (13) torsion outliers are listed below:

Mol	Chain	Res	Type	Atoms
1	C	730	NIY	O-C-CA-CB
1	B	730	NIY	O-C-CA-CB
1	B	730	NIY	CD1-CE1-NN-O2
1	B	730	NIY	CZ-CE1-NN-O2
1	A	730	NIY	O-C-CA-CB
1	A	730	NIY	CZ-CE1-NN-O2
1	A	730	NIY	CD1-CE1-NN-O2
1	C	730	NIY	CA-CB-CG-CD2
1	C	730	NIY	CA-CB-CG-CD1
1	B	730	NIY	CA-CB-CG-CD2
1	A	730	NIY	CA-CB-CG-CD2
1	B	730	NIY	CA-CB-CG-CD1
1	A	730	NIY	CA-CB-CG-CD1

There are no ring outliers.

2 monomers are involved in 3 short contacts:

Mol	Chain	Res	Type	Clashes	Symm-Clashes
1	B	730	NIY	2	0
1	A	730	NIY	1	0

5.5 Carbohydrates [i](#)

There are no carbohydrates in this entry.

5.6 Ligand geometry [i](#)

There are no ligands in this entry.

5.7 Other polymers [i](#)

There are no such residues in this entry.

5.8 Polymer linkage issues

There are no chain breaks in this entry.

6 Fit of model and data i

6.1 Protein, DNA and RNA chains i

In the following table, the column labelled ‘#RSRZ> 2’ contains the number (and percentage) of RSRZ outliers, followed by percent RSRZ outliers for the chain as percentile scores relative to all X-ray entries and entries of similar resolution. The OWAB column contains the minimum, median, 95th percentile and maximum values of the occupancy-weighted average B-factor per residue. The column labelled ‘Q< 0.9’ lists the number of (and percentage) of residues with an average occupancy less than 0.9.

Mol	Chain	Analysed	<RSRZ>	#RSRZ>2	OWAB(Å ²)	Q<0.9
1	A	727/761 (95%)	0.15	9 (1%) 79 85	21, 39, 63, 82	0
1	B	727/761 (95%)	0.09	6 (0%) 86 90	26, 41, 62, 88	0
1	C	727/761 (95%)	-0.05	4 (0%) 89 92	17, 30, 55, 72	0
2	D	16/20 (80%)	1.24	3 (18%) 1 1	68, 85, 87, 87	0
2	E	16/20 (80%)	1.13	2 (12%) 3 4	71, 85, 90, 90	0
2	F	16/20 (80%)	1.23	2 (12%) 3 4	65, 81, 86, 86	0
2	P	3/20 (15%)	0.09	0 100 100	27, 27, 33, 41	0
All	All	2232/2363 (94%)	0.09	26 (1%) 79 85	17, 37, 68, 90	0

All (26) RSRZ outliers are listed below:

Mol	Chain	Res	Type	RSRZ
1	B	296	GLY	6.7
1	C	271	GLY	5.5
1	B	297	VAL	4.0
1	A	4	ASN	3.8
1	A	6	LEU	3.4
2	D	370	LEU	3.2
1	B	10	ARG	2.9
1	B	161	VAL	2.9
1	A	53	ILE	2.9
1	C	297	VAL	2.8
2	E	375	LEU	2.7
1	B	14	THR	2.6
1	A	5	LEU	2.6
1	A	274	PHE	2.5
1	A	297	VAL	2.4
2	E	360	GLN	2.3
2	D	373	PHE	2.3

Continued on next page...

Continued from previous page...

Mol	Chain	Res	Type	RSRZ
1	C	296	GLY	2.2
1	A	14	THR	2.2
1	A	8	THR	2.2
1	B	274	PHE	2.2
2	F	363	SER	2.1
2	D	363	SER	2.1
1	C	274	PHE	2.1
1	A	50	TYR	2.1
2	F	365	VAL	2.0

6.2 Non-standard residues in protein, DNA, RNA chains [i](#)

In the following table, the Atoms column lists the number of modelled atoms in the group and the number defined in the chemical component dictionary. The B-factors column lists the minimum, median, 95th percentile and maximum values of B factors of atoms in the group. The column labelled 'Q< 0.9' lists the number of atoms with occupancy less than 0.9.

Mol	Type	Chain	Res	Atoms	RSCC	RSR	B-factors(Å ²)	Q<0.9
1	NIY	B	730	15/16	0.96	0.17	32,34,43,45	0
1	NIY	A	730	15/16	0.97	0.18	31,34,43,44	0
1	NIY	C	730	15/16	0.98	0.15	23,29,39,39	0

6.3 Carbohydrates [i](#)

There are no carbohydrates in this entry.

6.4 Ligands [i](#)

There are no ligands in this entry.

6.5 Other polymers [i](#)

There are no such residues in this entry.