



Full wwPDB X-ray Structure Validation Report ⓘ

Nov 13, 2023 – 01:12 PM JST

PDB ID : 5XA0
Title : Crystal structure of inositol 1,4,5-trisphosphate receptor cytosolic domain
Authors : Hamada, K.; Miyatake, H.; Terauchi, A.; Mikoshiba, K.
Deposited on : 2017-03-10
Resolution : 5.81 Å(reported)

This is a Full wwPDB X-ray Structure Validation Report for a publicly released PDB entry.

We welcome your comments at validation@mail.wwpdb.org

A user guide is available at

<https://www.wwpdb.org/validation/2017/XrayValidationReportHelp>

with specific help available everywhere you see the ⓘ symbol.

The types of validation reports are described at

<http://www.wwpdb.org/validation/2017/FAQs#types>.

The following versions of software and data (see [references ⓘ](#)) were used in the production of this report:

MolProbity : 4.02b-467
Xtriage (Phenix) : 1.13
EDS : 2.36
Percentile statistics : 20191225.v01 (using entries in the PDB archive December 25th 2019)
Refmac : 5.8.0158
CCP4 : 7.0.044 (Gargrove)
Ideal geometry (proteins) : Engh & Huber (2001)
Ideal geometry (DNA, RNA) : Parkinson et al. (1996)
Validation Pipeline (wwPDB-VP) : 2.36

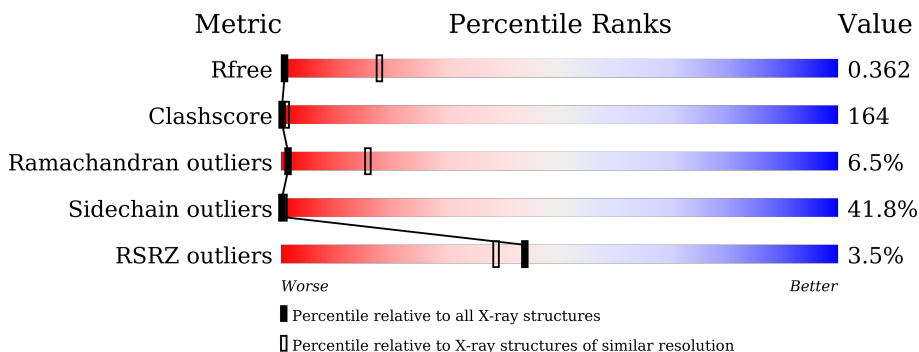
1 Overall quality at a glance

The following experimental techniques were used to determine the structure:

X-RAY DIFFRACTION

The reported resolution of this entry is 5.81 Å.

Percentile scores (ranging between 0-100) for global validation metrics of the entry are shown in the following graphic. The table shows the number of entries on which the scores are based.



Metric	Whole archive (#Entries)	Similar resolution (#Entries, resolution range(Å))
R_{free}	130704	1009 (7.78-3.86)
Clashscore	141614	1035 (7.70-3.90)
Ramachandran outliers	138981	1004 (7.78-3.86)
Sidechain outliers	138945	1011 (7.82-3.82)
RSRZ outliers	127900	1009 (7.82-3.78)

The table below summarises the geometric issues observed across the polymeric chains and their fit to the electron density. The red, orange, yellow and green segments of the lower bar indicate the fraction of residues that contain outliers for ≥ 3 , 2, 1 and 0 types of geometric quality criteria respectively. A grey segment represents the fraction of residues that are not modelled. The numeric value for each fraction is indicated below the corresponding segment, with a dot representing fractions $\leq 5\%$. The upper red bar (where present) indicates the fraction of residues that have poor fit to the electron density. The numeric value is given above the bar.

Mol	Chain	Length	Quality of chain
1	A	1581	 2% 36% 30% 11% • 21%
1	B	1581	 3% 36% 29% 12% • 21%

2 Entry composition

There is only 1 type of molecule in this entry. The entry contains 17919 atoms, of which 2970 are hydrogens and 0 are deuteriums.

In the tables below, the ZeroOcc column contains the number of atoms modelled with zero occupancy, the AltConf column contains the number of residues with at least one atom in alternate conformation and the Trace column contains the number of residues modelled with at most 2 atoms.

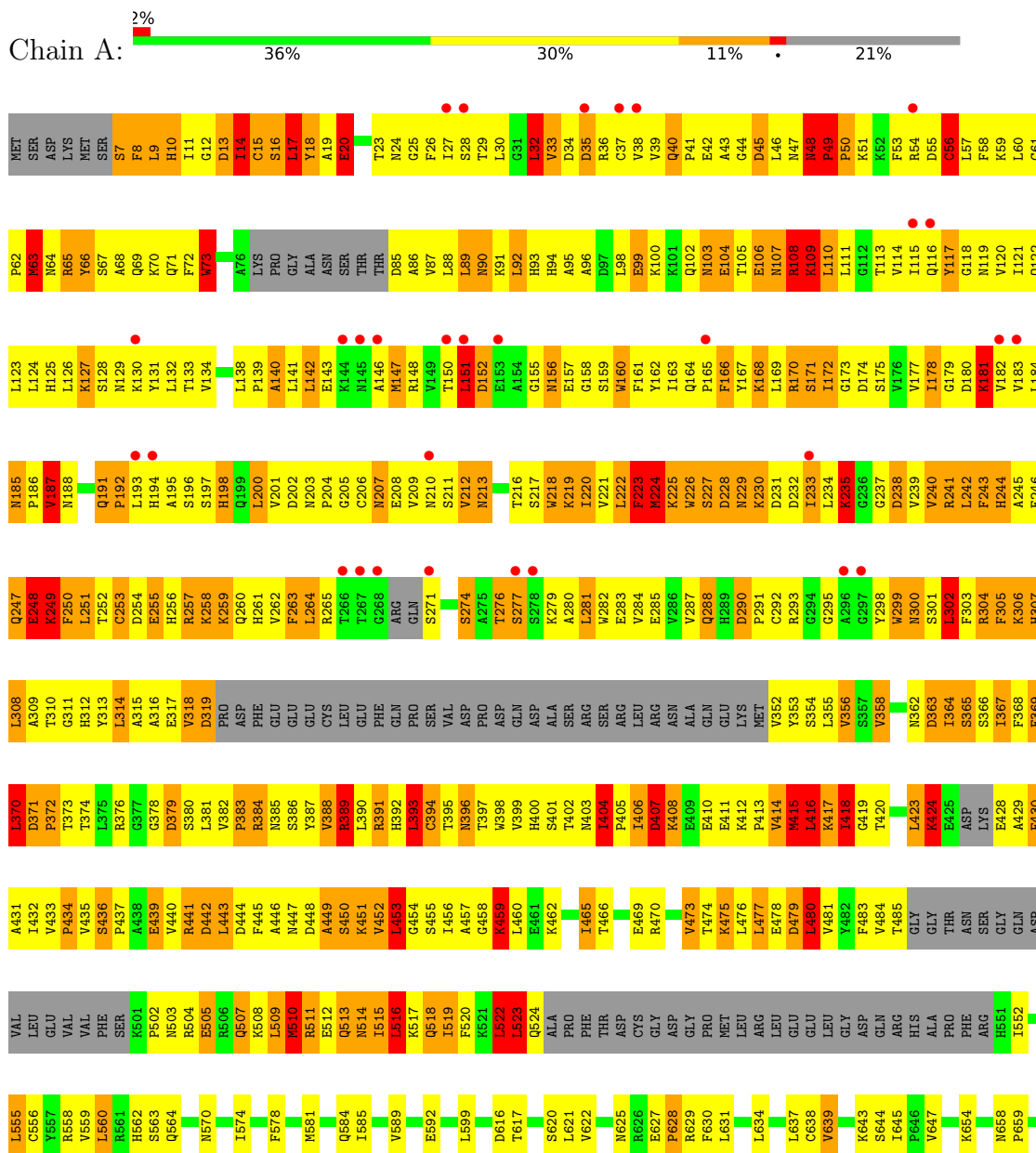
- Molecule 1 is a protein called Inositol 1,4,5-trisphosphate receptor type 1.

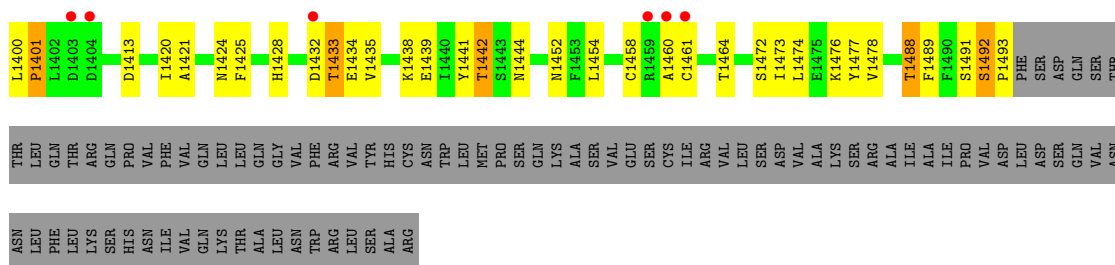
Mol	Chain	Residues	Atoms					ZeroOcc	AltConf	Trace	
			Total	C	H	N	O				S
1	A	1252	8949	4595	1485	1410	1444	15	0	0	0
1	B	1252	8970	4610	1485	1412	1447	16	0	0	0

3 Residue-property plots i

These plots are drawn for all protein, RNA, DNA and oligosaccharide chains in the entry. The first graphic for a chain summarises the proportions of the various outlier classes displayed in the second graphic. The second graphic shows the sequence view annotated by issues in geometry and electron density. Residues are color-coded according to the number of geometric quality criteria for which they contain at least one outlier: green = 0, yellow = 1, orange = 2 and red = 3 or more. A red dot above a residue indicates a poor fit to the electron density ($RSRZ > 2$). Stretches of 2 or more consecutive residues without any outlier are shown as a green connector. Residues present in the sample, but not in the model, are shown in grey.

- Molecule 1: Inositol 1,4,5-trisphosphate receptor type 1





4 Data and refinement statistics

Property	Value	Source
Space group	P 42	Depositor
Cell constants a, b, c, α , β , γ	128.16Å 128.16Å 369.49Å 90.00° 90.00° 90.00°	Depositor
Resolution (Å)	48.81 – 5.81 48.81 – 5.81	Depositor EDS
% Data completeness (in resolution range)	99.9 (48.81-5.81) 99.9 (48.81-5.81)	Depositor EDS
R_{merge}	(Not available)	Depositor
R_{sym}	(Not available)	Depositor
$\langle I/\sigma(I) \rangle$ ¹	1.85 (at 5.73Å)	Xtrriage
Refinement program	PHENIX (1.10.1_2155: ???)	Depositor
R, R_{free}	0.278 , 0.342 0.300 , 0.362	Depositor DCC
R_{free} test set	818 reflections (5.00%)	wwPDB-VP
Wilson B-factor (Å ²)	88.0	Xtrriage
Anisotropy	0.101	Xtrriage
Bulk solvent k_{sol} (e/Å ³), B_{sol} (Å ²)	0.22 , 457.2	EDS
L-test for twinning ²	$\langle L \rangle = 0.21$, $\langle L^2 \rangle = 0.07$	Xtrriage
Estimated twinning fraction	0.368 for h,-k,-l	Xtrriage
F_o, F_c correlation	0.78	EDS
Total number of atoms	17919	wwPDB-VP
Average B, all atoms (Å ²)	31.0	wwPDB-VP

Xtrriage's analysis on translational NCS is as follows: *The largest off-origin peak in the Patterson function is 4.62% of the height of the origin peak. No significant pseudotranslation is detected.*

¹Intensities estimated from amplitudes.

²Theoretical values of $\langle |L| \rangle$, $\langle L^2 \rangle$ for acentric reflections are 0.5, 0.333 respectively for untwinned datasets, and 0.375, 0.2 for perfectly twinned datasets.

5 Model quality i

5.1 Standard geometry i

The Z score for a bond length (or angle) is the number of standard deviations the observed value is removed from the expected value. A bond length (or angle) with $|Z| > 5$ is considered an outlier worth inspection. RMSZ is the root-mean-square of all Z scores of the bond lengths (or angles).

Mol	Chain	Bond lengths		Bond angles	
		RMSZ	# Z >5	RMSZ	# Z >5
1	A	0.66	10/7527 (0.1%)	0.94	41/10362 (0.4%)
1	B	0.67	12/7549 (0.2%)	0.92	39/10390 (0.4%)
All	All	0.66	22/15076 (0.1%)	0.93	80/20752 (0.4%)

Chiral center outliers are detected by calculating the chiral volume of a chiral center and verifying if the center is modelled as a planar moiety or with the opposite hand. A planarity outlier is detected by checking planarity of atoms in a peptide group, atoms in a mainchain group or atoms of a sidechain that are expected to be planar.

Mol	Chain	#Chirality outliers	#Planarity outliers
1	A	0	7
1	B	0	11
All	All	0	18

All (22) bond length outliers are listed below:

Mol	Chain	Res	Type	Atoms	Z	Observed(Å)	Ideal(Å)
1	A	430	PHE	CD1-CE1	8.15	1.55	1.39
1	A	160	TRP	CB-CG	-7.67	1.36	1.50
1	B	218	TRP	CE3-CZ3	-7.18	1.26	1.38
1	B	462	LYS	CD-CE	7.14	1.69	1.51
1	A	459	LYS	CD-CE	6.54	1.67	1.51
1	B	18	TYR	CD1-CE1	-6.40	1.29	1.39
1	A	430	PHE	CD2-CE2	-6.38	1.26	1.39
1	A	99	GLU	CB-CG	-5.96	1.40	1.52
1	B	288	GLN	CG-CD	-5.80	1.37	1.51
1	B	287	VAL	CB-CG1	5.77	1.65	1.52
1	A	253	CYS	CB-SG	5.73	1.92	1.82
1	A	430	PHE	CE2-CZ	5.60	1.48	1.37
1	B	385	ASN	CB-CG	-5.58	1.38	1.51
1	A	20	GLU	CB-CG	-5.45	1.41	1.52
1	A	415	MET	CB-CG	5.36	1.68	1.51
1	B	379	ASP	CB-CG	5.28	1.62	1.51

Continued on next page...

Continued from previous page...

Mol	Chain	Res	Type	Atoms	Z	Observed(Å)	Ideal(Å)
1	B	288	GLN	CB-CG	-5.22	1.38	1.52
1	B	131	TYR	CB-CG	-5.17	1.43	1.51
1	B	102	GLN	CB-CG	5.12	1.66	1.52
1	A	394	CYS	CB-SG	-5.09	1.73	1.81
1	B	18	TYR	CD2-CE2	-5.04	1.31	1.39
1	B	478	GLU	CG-CD	-5.02	1.44	1.51

All (80) bond angle outliers are listed below:

Mol	Chain	Res	Type	Atoms	Z	Observed(°)	Ideal(°)
1	A	480	LEU	CB-CG-CD1	-15.76	84.22	111.00
1	B	379	ASP	CB-CG-OD2	12.31	129.38	118.30
1	B	377	GLY	N-CA-C	11.68	142.31	113.10
1	A	416	LEU	CA-CB-CG	11.35	141.40	115.30
1	B	251	LEU	CB-CG-CD2	-10.52	93.12	111.00
1	B	224	MET	CG-SD-CE	9.94	116.10	100.20
1	A	522	LEU	CB-CG-CD2	-9.94	94.11	111.00
1	A	108	ARG	CG-CD-NE	-9.86	91.10	111.80
1	A	389	ARG	NE-CZ-NH1	-9.45	115.57	120.30
1	A	181	LYS	CD-CE-NZ	9.36	133.22	111.70
1	B	555	LEU	CA-CB-CG	-9.30	93.92	115.30
1	B	376	ARG	C-N-CA	9.03	141.26	122.30
1	B	441	ARG	NE-CZ-NH2	-9.03	115.79	120.30
1	A	555	LEU	CA-CB-CG	-8.94	94.74	115.30
1	A	48	ASN	C-N-CD	-8.81	101.22	120.60
1	A	241	ARG	NE-CZ-NH1	-8.52	116.04	120.30
1	B	223	PHE	CB-CG-CD2	-8.45	114.89	120.80
1	A	370	LEU	CB-CG-CD2	-8.28	96.93	111.00
1	B	223	PHE	CB-CG-CD1	7.98	126.38	120.80
1	A	151	LEU	CB-CG-CD2	-7.85	97.66	111.00
1	B	480	LEU	CA-CB-CG	7.80	133.23	115.30
1	B	418	ILE	CG1-CB-CG2	-7.76	94.33	111.40
1	A	308	LEU	CA-CB-CG	7.70	133.00	115.30
1	A	555	LEU	CB-CG-CD2	-7.63	98.03	111.00
1	B	442	ASP	CB-CG-OD1	-7.48	111.57	118.30
1	A	516	LEU	CB-CG-CD2	-7.41	98.41	111.00
1	B	243	PHE	C-N-CA	-7.40	103.20	121.70
1	A	516	LEU	CA-CB-CG	7.13	131.70	115.30
1	A	515	ILE	CG1-CB-CG2	-7.13	95.72	111.40
1	A	523	LEU	CA-CB-CG	7.08	131.57	115.30
1	A	14	ILE	CG1-CB-CG2	6.90	126.58	111.40
1	A	415	MET	CA-CB-CG	6.69	124.67	113.30

Continued on next page...

Continued from previous page...

Mol	Chain	Res	Type	Atoms	Z	Observed(°)	Ideal(°)
1	A	49	PRO	C-N-CD	-6.64	105.99	120.60
1	A	302	LEU	CB-CG-CD1	-6.62	99.74	111.00
1	B	65	ARG	NE-CZ-NH1	-6.54	117.03	120.30
1	A	32	LEU	CB-CG-CD1	-6.42	100.09	111.00
1	B	304	ARG	CA-CB-CG	6.39	127.46	113.40
1	B	200	LEU	CB-CG-CD2	-6.39	100.14	111.00
1	B	241	ARG	CG-CD-NE	-6.33	98.50	111.80
1	A	480	LEU	CB-CG-CD2	6.21	121.56	111.00
1	B	504	ARG	NE-CZ-NH1	-6.18	117.21	120.30
1	B	287	VAL	CG1-CB-CG2	-6.17	101.02	110.90
1	B	442	ASP	CB-CG-OD2	6.15	123.84	118.30
1	A	73	TRP	CA-CB-CG	6.15	125.38	113.70
1	A	249	LYS	CG-CD-CE	-6.14	93.46	111.90
1	B	460	LEU	CA-CB-CG	6.08	129.29	115.30
1	A	63	MET	CG-SD-CE	6.05	109.88	100.20
1	B	1226	GLU	N-CA-C	6.03	127.29	111.00
1	A	418	ILE	CG1-CB-CG2	-6.00	98.20	111.40
1	A	522	LEU	CB-CG-CD1	5.93	121.08	111.00
1	A	394	CYS	CA-CB-SG	-5.73	103.69	114.00
1	B	379	ASP	CB-CG-OD1	-5.72	113.15	118.30
1	B	92	LEU	CB-CG-CD1	-5.71	101.29	111.00
1	B	390	LEU	CB-CG-CD1	-5.71	101.29	111.00
1	A	17	LEU	CA-CB-CG	5.58	128.12	115.30
1	B	264	LEU	CA-CB-CG	5.57	128.11	115.30
1	B	480	LEU	CB-CG-CD1	-5.54	101.58	111.00
1	B	303	PHE	CB-CG-CD2	5.53	124.67	120.80
1	A	404	ILE	C-N-CD	-5.46	108.58	120.60
1	B	287	VAL	CA-CB-CG1	5.44	119.07	110.90
1	B	127	LYS	CD-CE-NZ	-5.43	99.20	111.70
1	A	509	LEU	CA-CB-CG	-5.42	102.84	115.30
1	B	462	LYS	CD-CE-NZ	5.41	124.13	111.70
1	A	56	CYS	CA-CB-SG	-5.39	104.31	114.00
1	A	264	LEU	CB-CG-CD1	-5.34	101.93	111.00
1	A	459	LYS	CG-CD-CE	5.31	127.83	111.90
1	B	460	LEU	CB-CG-CD2	-5.25	102.08	111.00
1	A	453	LEU	CA-CB-CG	5.24	127.36	115.30
1	B	14	ILE	CG1-CB-CG2	-5.24	99.87	111.40
1	A	108	ARG	CA-CB-CG	5.24	124.92	113.40
1	B	281	LEU	CA-CB-CG	5.21	127.29	115.30
1	B	522	LEU	CB-CG-CD2	-5.17	102.21	111.00
1	B	150	THR	CA-CB-CG2	-5.17	105.17	112.40
1	A	109	LYS	CD-CE-NZ	-5.16	99.83	111.70

Continued on next page...

Continued from previous page...

Mol	Chain	Res	Type	Atoms	Z	Observed(°)	Ideal(°)
1	B	238	ASP	CB-CG-OD1	-5.16	113.66	118.30
1	A	274	SER	CB-CA-C	5.14	119.87	110.10
1	A	235	LYS	CD-CE-NZ	-5.14	99.88	111.70
1	A	480	LEU	CA-CB-CG	5.14	127.12	115.30
1	B	441	ARG	NH1-CZ-NH2	5.04	124.95	119.40
1	B	110	LEU	CA-CB-CG	5.02	126.84	115.30

There are no chirality outliers.

All (18) planarity outliers are listed below:

Mol	Chain	Res	Type	Group
1	A	1204	LEU	Peptide
1	A	14	ILE	Peptide
1	A	213	ASN	Peptide
1	A	226	TRP	Peptide
1	A	248	GLU	Peptide
1	A	393	LEU	Peptide
1	A	416	LEU	Peptide
1	B	1090	ARG	Peptide
1	B	1225	ALA	Peptide
1	B	286	VAL	Peptide
1	B	287	VAL	Peptide
1	B	293	ARG	Peptide
1	B	295	GLY	Peptide
1	B	302	LEU	Peptide
1	B	376	ARG	Peptide
1	B	377	GLY	Peptide
1	B	414	VAL	Peptide
1	B	744	CYS	Peptide

5.2 Too-close contacts

In the following table, the Non-H and H(model) columns list the number of non-hydrogen atoms and hydrogen atoms in the chain respectively. The H(added) column lists the number of hydrogen atoms added and optimized by MolProbity. The Clashes column lists the number of clashes within the asymmetric unit, whereas Symm-Clashes lists symmetry-related clashes.

Mol	Chain	Non-H	H(model)	H(added)	Clashes	Symm-Clashes
1	A	7464	1485	5141	2046	2
1	B	7485	1485	5190	2095	2
All	All	14949	2970	10331	4141	4

The all-atom clashscore is defined as the number of clashes found per 1000 atoms (including hydrogen atoms). The all-atom clashscore for this structure is 164.

All (4141) close contacts within the same asymmetric unit are listed below, sorted by their clash magnitude.

Atom-1	Atom-2	Interatomic distance (Å)	Clash overlap (Å)
1:A:263:PHE:HB2	1:A:415:MET:CB	1.50	1.38
1:A:32:LEU:CD1	1:A:445:PHE:HA	1.54	1.35
1:B:18:TYR:O	1:B:181:LYS:NZ	1.59	1.32
1:A:456:ILE:C	1:A:459:LYS:HD3	1.51	1.30
1:B:459:LYS:C	1:B:462:LYS:HE3	1.48	1.30
1:B:462:LYS:HE2	1:B:462:LYS:N	1.44	1.30
1:B:283:GLU:O	1:B:306:LYS:HB2	1.25	1.28
1:A:20:GLU:OE1	1:A:20:GLU:N	1.66	1.28
1:B:239:VAL:HA	1:B:282:TRP:O	1.32	1.27
1:B:19:ALA:HA	1:B:218:TRP:CZ3	1.71	1.26
1:A:181:LYS:CE	1:A:219:LYS:HB3	1.66	1.24
1:B:249:LYS:CD	1:B:416:LEU:HG	1.65	1.24
1:A:194:HIS:O	1:A:210:ASN:HB2	1.35	1.24
1:A:263:PHE:CB	1:A:415:MET:HB3	1.67	1.23
1:A:454:GLY:O	1:A:459:LYS:NZ	1.73	1.22
1:B:249:LYS:HD2	1:B:416:LEU:CG	1.69	1.22
1:A:133:THR:HB	1:A:150:THR:O	1.38	1.22
1:B:104:GLU:O	1:B:108:ARG:HB2	1.07	1.21
1:A:478:GLU:OE2	1:A:555:LEU:HD21	1.38	1.20
1:A:391:ARG:CG	1:A:398:TRP:HA	1.69	1.20
1:B:617:THR:O	1:B:621:LEU:CB	1.89	1.20
1:B:11:ILE:HG21	1:B:62:PRO:HD3	1.22	1.19
1:B:447:ASN:O	1:B:451:LYS:NZ	1.75	1.19
1:A:20:GLU:HB2	1:A:217:SER:HB2	1.23	1.19
1:A:41:PRO:HD3	1:A:207:ASN:ND2	1.58	1.19
1:B:224:MET:SD	1:B:288:GLN:NE2	2.12	1.19
1:B:18:TYR:CB	1:B:46:LEU:HG	1.72	1.18
1:B:516:LEU:HA	1:B:519:ILE:HD11	1.24	1.18
1:A:15:CYS:HB2	1:A:221:VAL:O	1.44	1.17
1:A:16:SER:O	1:A:221:VAL:HB	1.41	1.17
1:B:399:VAL:HA	1:B:419:GLY:HA2	1.24	1.17
1:B:184:LEU:HB3	1:B:193:LEU:HB3	1.26	1.17
1:B:186:PRO:HD2	1:B:191:GLN:O	1.44	1.16
1:B:400:HIS:HB2	1:B:420:THR:CA	1.76	1.16
1:B:451:LYS:N	1:B:451:LYS:HZ3	1.40	1.16
1:B:477:LEU:O	1:B:480:LEU:HD22	1.41	1.16
1:B:298:TYR:HA	1:B:381:LEU:HA	1.26	1.15

Continued on next page...

Continued from previous page...

Atom-1	Atom-2	Interatomic distance (Å)	Clash overlap (Å)
1:B:400:HIS:CB	1:B:420:THR:HA	1.74	1.15
1:B:448:ASP:O	1:B:451:LYS:HE3	1.46	1.15
1:B:242:LEU:HB2	1:B:430:PHE:CD2	1.79	1.15
1:B:18:TYR:HB2	1:B:46:LEU:HG	1.17	1.15
1:A:454:GLY:N	1:A:518:GLN:OE1	1.78	1.15
1:B:302:LEU:HG	1:B:367:ILE:HG13	1.29	1.15
1:B:390:LEU:HD11	1:B:399:VAL:HB	1.26	1.14
1:B:133:THR:OG1	1:B:156:ASN:OD1	1.65	1.14
1:A:49:PRO:HG3	1:A:291:PRO:CA	1.76	1.14
1:B:242:LEU:HA	1:B:431:ALA:O	1.46	1.14
1:A:281:LEU:HB2	1:A:308:LEU:HD21	1.21	1.14
1:A:401:SER:HA	1:A:418:ILE:HB	1.21	1.14
1:B:39:VAL:HG11	1:B:195:ALA:HB1	1.23	1.14
1:B:234:LEU:HG	1:B:384:ARG:HD3	1.14	1.14
1:B:130:LYS:HG3	1:B:153:GLU:H	1.12	1.13
1:B:140:ALA:HB3	1:B:143:GLU:HB2	1.23	1.13
1:B:391:ARG:HH12	1:B:393:LEU:HD13	1.11	1.12
1:A:14:ILE:HG23	1:A:60:LEU:HD22	1.31	1.12
1:A:405:PRO:HB3	1:A:415:MET:O	1.47	1.12
1:A:39:VAL:O	1:A:207:ASN:N	1.82	1.12
1:A:316:ALA:HB3	1:A:368:PHE:CZ	1.85	1.12
1:B:243:PHE:HB3	1:B:431:ALA:HB3	1.30	1.12
1:A:14:ILE:CG1	1:A:59:LYS:HA	1.79	1.12
1:B:610:ILE:O	1:B:614:GLU:CB	1.98	1.12
1:A:191:GLN:HB2	1:A:192:PRO:HD2	1.12	1.11
1:A:316:ALA:HB3	1:A:368:PHE:HZ	0.96	1.11
1:A:391:ARG:HG3	1:A:398:TRP:CA	1.80	1.11
1:A:391:ARG:HA	1:A:399:VAL:HG23	1.30	1.11
1:B:60:LEU:HD22	1:B:60:LEU:H	1.13	1.11
1:B:110:LEU:HD12	1:B:113:THR:HG22	1.28	1.11
1:A:54:ARG:HA	1:A:57:LEU:HD21	1.33	1.11
1:B:453:LEU:HD11	1:B:515:ILE:HD12	1.28	1.11
1:A:388:VAL:N	1:A:430:PHE:O	1.81	1.11
1:A:19:ALA:HB3	1:A:24:ASN:HA	1.11	1.10
1:B:138:LEU:HG	1:B:148:ARG:HB3	1.31	1.10
1:B:19:ALA:N	1:B:25:GLY:O	1.83	1.10
1:B:106:GLU:HG3	1:B:107:ASN:OD1	1.50	1.10
1:B:111:LEU:HB2	1:B:226:TRP:HZ3	1.08	1.10
1:B:181:LYS:HB3	1:B:217:SER:HB2	1.17	1.10
1:B:392:HIS:NE2	1:B:394:CYS:SG	2.25	1.10
1:A:247:GLN:O	1:A:249:LYS:N	1.84	1.10

Continued on next page...

Continued from previous page...

Atom-1	Atom-2	Interatomic distance (Å)	Clash overlap (Å)
1:B:224:MET:HE3	1:B:295:GLY:N	1.66	1.10
1:A:23:THR:HG21	1:A:195:ALA:HB3	1.30	1.10
1:B:38:VAL:HG11	1:B:206:CYS:HB3	1.31	1.10
1:B:241:ARG:HH22	1:B:433:VAL:HG23	1.01	1.10
1:A:448:ASP:HA	1:A:451:LYS:HD2	1.21	1.10
1:B:242:LEU:HB2	1:B:430:PHE:HD2	0.98	1.10
1:B:406:ILE:H	1:B:415:MET:HB2	1.05	1.10
1:B:462:LYS:CE	1:B:462:LYS:H	1.63	1.10
1:A:111:LEU:HD22	1:A:226:TRP:HA	1.11	1.09
1:A:450:SER:CB	1:A:514:ASN:HB3	1.80	1.09
1:B:1472:SER:O	1:B:1476:LYS:CB	2.01	1.09
1:A:27:ILE:HD11	1:A:39:VAL:HG22	1.27	1.09
1:A:57:LEU:HB3	1:A:126:LEU:HD12	1.25	1.09
1:A:364:ILE:O	1:A:367:ILE:HG12	1.51	1.09
1:B:18:TYR:OH	1:B:24:ASN:HB2	1.51	1.09
1:A:14:ILE:CB	1:A:59:LYS:HA	1.82	1.09
1:B:143:GLU:HG3	1:B:210:ASN:HB3	1.15	1.09
1:B:286:VAL:HA	1:B:304:ARG:NE	1.66	1.08
1:A:56:CYS:HA	1:A:125:HIS:NE2	1.69	1.08
1:A:298:TYR:H	1:A:301:SER:HB2	1.07	1.08
1:A:387:TYR:HA	1:A:431:ALA:HA	1.31	1.08
1:A:1211:HIS:O	1:A:1215:LEU:CB	2.01	1.08
1:A:240:VAL:HA	1:A:434:PRO:HA	1.14	1.08
1:A:477:LEU:HD11	1:A:552:ILE:HD12	1.33	1.08
1:B:281:LEU:HB3	1:B:308:LEU:HD23	1.18	1.08
1:B:256:HIS:O	1:B:258:LYS:N	1.87	1.08
1:B:458:GLY:O	1:B:462:LYS:NZ	1.85	1.08
1:B:516:LEU:HA	1:B:519:ILE:CD1	1.84	1.08
1:A:63:MET:HA	1:A:160:TRP:HE1	1.05	1.07
1:A:108:ARG:HB2	1:A:108:ARG:CZ	1.68	1.07
1:A:1380:LEU:O	1:A:1384:CYS:N	1.86	1.07
1:B:224:MET:CE	1:B:295:GLY:H	1.66	1.07
1:B:437:PRO:O	1:B:441:ARG:NE	1.87	1.07
1:B:459:LYS:HA	1:B:462:LYS:HD3	1.31	1.07
1:A:58:PHE:HE2	1:A:123:LEU:HB3	1.12	1.07
1:A:70:LYS:HA	1:A:73:TRP:CE2	1.88	1.07
1:A:364:ILE:HA	1:A:367:ILE:CD1	1.84	1.07
1:A:477:LEU:HA	1:A:480:LEU:CD1	1.83	1.07
1:B:19:ALA:HB3	1:B:25:GLY:N	1.69	1.07
1:B:371:ASP:OD2	1:B:389:ARG:HB2	1.53	1.07
1:A:239:VAL:HG13	1:A:435:VAL:HB	1.32	1.07

Continued on next page...

Continued from previous page...

Atom-1	Atom-2	Interatomic distance (Å)	Clash overlap (Å)
1:B:104:GLU:O	1:B:108:ARG:CB	2.01	1.07
1:B:111:LEU:HB2	1:B:226:TRP:CZ3	1.87	1.07
1:B:181:LYS:HE2	1:B:219:LYS:H	1.16	1.07
1:B:477:LEU:HB2	1:B:555:LEU:HD13	1.08	1.07
1:A:19:ALA:HB3	1:A:24:ASN:CA	1.85	1.06
1:A:963:GLU:O	1:A:967:VAL:CB	2.02	1.06
1:A:20:GLU:HG3	1:A:181:LYS:HE3	1.35	1.06
1:A:242:LEU:HD11	1:A:251:LEU:HD21	1.35	1.06
1:B:257:ARG:HB3	1:B:259:LYS:HZ1	1.12	1.06
1:B:355:LEU:HB2	1:B:417:LYS:HE3	1.33	1.06
1:A:41:PRO:HD3	1:A:207:ASN:HD21	0.92	1.06
1:A:443:LEU:HA	1:A:509:LEU:HD21	1.36	1.06
1:B:58:PHE:HB3	1:B:123:LEU:HD12	1.37	1.06
1:B:510:MET:HA	1:B:513:GLN:HE22	1.02	1.06
1:A:369:GLU:HB3	1:A:393:LEU:HD11	1.33	1.06
1:B:14:ILE:HG22	1:B:57:LEU:HD21	1.37	1.06
1:B:249:LYS:HG2	1:B:264:LEU:CD1	1.86	1.06
1:B:477:LEU:HB2	1:B:555:LEU:CD1	1.84	1.06
1:B:507:GLN:OE1	1:B:507:GLN:N	1.88	1.06
1:A:14:ILE:HD12	1:A:224:MET:HB3	1.37	1.06
1:A:66:TYR:HA	1:A:99:GLU:OE1	1.55	1.06
1:A:181:LYS:HG3	1:A:219:LYS:HA	1.38	1.06
1:A:181:LYS:NZ	1:A:219:LYS:HB3	1.70	1.06
1:B:194:HIS:O	1:B:209:VAL:HG13	1.55	1.06
1:B:243:PHE:HB3	1:B:431:ALA:CB	1.86	1.06
1:A:264:LEU:O	1:A:416:LEU:N	1.88	1.05
1:A:281:LEU:HB3	1:A:435:VAL:HG21	1.37	1.05
1:A:477:LEU:CA	1:A:480:LEU:HD11	1.84	1.05
1:B:180:ASP:O	1:B:219:LYS:HA	1.56	1.05
1:B:195:ALA:HA	1:B:209:VAL:HG22	1.31	1.05
1:B:465:ILE:O	1:B:469:GLU:HB3	1.56	1.05
1:A:227:SER:HA	1:A:230:LYS:HD2	1.38	1.05
1:A:446:ALA:HB2	1:A:509:LEU:HG	1.38	1.05
1:B:244:HIS:HB3	1:B:430:PHE:CE1	1.91	1.05
1:B:313:TYR:CE2	1:B:361:GLY:HA3	1.92	1.05
1:A:18:TYR:HB2	1:A:219:LYS:HE3	1.37	1.05
1:A:58:PHE:CE2	1:A:123:LEU:HB3	1.92	1.05
1:B:15:CYS:HB3	1:B:220:ILE:HD11	1.10	1.05
1:B:18:TYR:HB2	1:B:46:LEU:CG	1.85	1.05
1:B:443:LEU:HA	1:B:509:LEU:HD21	1.08	1.05
1:B:451:LYS:HE2	1:B:452:VAL:N	1.70	1.05

Continued on next page...

Continued from previous page...

Atom-1	Atom-2	Interatomic distance (Å)	Clash overlap (Å)
1:A:32:LEU:HD11	1:A:445:PHE:HA	1.38	1.05
1:A:105:THR:O	1:A:108:ARG:NH2	1.90	1.05
1:A:387:TYR:HA	1:A:431:ALA:CA	1.86	1.05
1:A:255:GLU:HA	1:A:255:GLU:OE2	1.50	1.05
1:A:516:LEU:HB2	1:A:520:PHE:CZ	1.92	1.05
1:A:166:PHE:HB2	1:A:182:VAL:CA	1.86	1.04
1:A:285:GLU:O	1:A:304:ARG:HB2	1.57	1.04
1:B:257:ARG:HH12	1:B:408:LYS:HG3	1.14	1.04
1:B:442:ASP:OD1	1:B:442:ASP:N	1.80	1.04
1:A:117:TYR:HE1	1:A:170:ARG:HG2	1.19	1.04
1:A:402:THR:H	1:A:418:ILE:HG22	1.13	1.04
1:A:298:TYR:H	1:A:301:SER:CB	1.71	1.04
1:A:477:LEU:HB2	1:A:555:LEU:CB	1.86	1.04
1:A:68:ALA:HB1	1:A:95:ALA:HB1	1.07	1.03
1:A:68:ALA:HB1	1:A:95:ALA:CB	1.88	1.03
1:A:219:LYS:O	1:A:219:LYS:NZ	1.90	1.03
1:B:263:PHE:CD2	1:B:415:MET:HA	1.94	1.03
1:A:68:ALA:CB	1:A:95:ALA:HB1	1.88	1.03
1:A:406:ILE:HG13	1:A:417:LYS:HD2	1.37	1.03
1:B:390:LEU:HD11	1:B:399:VAL:CB	1.87	1.03
1:B:462:LYS:N	1:B:462:LYS:CE	2.18	1.03
1:A:33:VAL:CG1	1:A:452:VAL:HG22	1.88	1.03
1:A:388:VAL:CG2	1:A:432:ILE:HG12	1.87	1.03
1:A:478:GLU:HG2	1:A:555:LEU:HD11	1.40	1.03
1:A:474:THR:HG22	1:A:552:ILE:HD11	1.03	1.03
1:A:49:PRO:CG	1:A:291:PRO:HA	1.89	1.02
1:A:139:PRO:HA	1:A:147:MET:HA	1.04	1.02
1:A:155:GLY:O	1:A:156:ASN:ND2	1.90	1.02
1:B:221:VAL:HG21	1:B:292:CYS:HB2	1.36	1.02
1:B:249:LYS:HG3	1:B:265:ARG:N	1.73	1.02
1:B:286:VAL:HG12	1:B:288:GLN:HG3	1.35	1.02
1:A:166:PHE:CB	1:A:182:VAL:HA	1.90	1.02
1:A:166:PHE:CE2	1:A:217:SER:HA	1.95	1.02
1:A:253:CYS:HB2	1:A:307:HIS:CE1	1.94	1.02
1:A:263:PHE:CG	1:A:415:MET:HB3	1.93	1.02
1:A:307:HIS:O	1:A:311:GLY:N	1.93	1.02
1:A:388:VAL:HG21	1:A:432:ILE:HG12	1.05	1.02
1:B:47:ASN:O	1:B:291:PRO:HG3	1.57	1.02
1:B:57:LEU:HD22	1:B:126:LEU:HD21	1.38	1.02
1:A:257:ARG:HB3	1:A:259:LYS:HE3	1.40	1.02
1:A:316:ALA:CB	1:A:355:LEU:HG	1.90	1.02

Continued on next page...

Continued from previous page...

Atom-1	Atom-2	Interatomic distance (Å)	Clash overlap (Å)
1:A:446:ALA:HA	1:A:515:ILE:HD11	1.03	1.02
1:A:510:MET:HA	1:A:515:ILE:HB	1.41	1.02
1:A:263:PHE:CD2	1:A:415:MET:HB3	1.93	1.01
1:A:364:ILE:CA	1:A:367:ILE:HD11	1.90	1.01
1:A:448:ASP:HA	1:A:451:LYS:CD	1.89	1.01
1:A:298:TYR:HE1	1:A:381:LEU:HB3	1.18	1.01
1:A:72:PHE:HD2	1:A:92:LEU:HB3	1.18	1.01
1:A:856:ASP:O	1:A:860:ASN:CB	2.08	1.01
1:A:1126:VAL:O	1:A:1130:GLU:N	1.93	1.01
1:B:70:LYS:O	1:B:74:LYS:HG3	1.58	1.01
1:A:14:ILE:HG12	1:A:59:LYS:HA	1.36	1.01
1:A:191:GLN:HB2	1:A:192:PRO:CD	1.90	1.01
1:A:257:ARG:CB	1:A:259:LYS:HE3	1.91	1.01
1:A:263:PHE:HB2	1:A:415:MET:HB3	1.04	1.01
1:B:15:CYS:HB3	1:B:220:ILE:CD1	1.91	1.01
1:B:148:ARG:NH2	1:B:150:THR:HG21	1.75	1.01
1:A:15:CYS:HB3	1:A:223:PHE:HB2	1.42	1.01
1:A:69:GLN:HG3	1:A:99:GLU:OE1	1.61	1.01
1:A:127:LYS:NZ	1:A:128:SER:OG	1.92	1.01
1:A:247:GLN:NE2	1:A:403:ASN:OD1	1.93	1.01
1:B:137:ARG:HA	1:B:147:MET:HA	1.43	1.01
1:A:450:SER:HB3	1:A:514:ASN:CB	1.89	1.00
1:B:55:ASP:HA	1:B:127:LYS:HG3	1.03	1.00
1:A:230:LYS:O	1:A:232:ASP:N	1.92	1.00
1:A:265:ARG:HA	1:A:416:LEU:CD1	1.90	1.00
1:B:24:ASN:O	1:B:41:PRO:HA	1.57	1.00
1:B:654:LYS:O	1:B:658:ASN:N	1.95	1.00
1:B:1473:ILE:O	1:B:1477:TYR:CB	2.09	1.00
1:B:241:ARG:NH2	1:B:433:VAL:HG23	1.75	1.00
1:A:177:VAL:HG12	1:A:178:ILE:HG12	1.43	1.00
1:B:516:LEU:O	1:B:519:ILE:HG12	1.61	1.00
1:A:139:PRO:HA	1:A:147:MET:CA	1.91	1.00
1:A:458:GLY:CA	1:A:459:LYS:HE3	1.91	1.00
1:A:459:LYS:CD	1:A:459:LYS:N	2.24	1.00
1:B:58:PHE:HB3	1:B:123:LEU:CD1	1.90	1.00
1:B:404:ILE:HD13	1:B:417:LYS:H	1.27	1.00
1:A:298:TYR:CE1	1:A:381:LEU:HB3	1.96	1.00
1:B:353:TYR:HD1	1:B:422:PRO:HB3	1.25	1.00
1:A:249:LYS:HA	1:A:264:LEU:HD21	1.40	0.99
1:A:410:GLU:HB3	1:A:413:PRO:HB3	1.43	0.99
1:A:447:ASN:O	1:A:450:SER:OG	1.77	0.99

Continued on next page...

Continued from previous page...

Atom-1	Atom-2	Interatomic distance (Å)	Clash overlap (Å)
1:A:402:THR:H	1:A:418:ILE:CG2	1.75	0.99
1:B:37:CYS:SG	1:B:209:VAL:HB	2.01	0.99
1:B:298:TYR:HB3	1:B:381:LEU:HD22	1.42	0.99
1:A:181:LYS:HG3	1:A:219:LYS:CA	1.92	0.99
1:A:453:LEU:HB2	1:A:522:LEU:HD21	1.40	0.99
1:B:400:HIS:HB2	1:B:420:THR:HA	1.03	0.99
1:B:406:ILE:O	1:B:408:LYS:HD2	1.62	0.99
1:A:13:ASP:OD1	1:A:226:TRP:N	1.96	0.99
1:B:14:ILE:CG2	1:B:57:LEU:HD21	1.92	0.99
1:A:264:LEU:CB	1:A:418:ILE:HD11	1.91	0.99
1:A:474:THR:HG22	1:A:552:ILE:CD1	1.92	0.99
1:A:477:LEU:HD12	1:A:555:LEU:HD12	1.40	0.99
1:A:315:ALA:HB2	1:A:358:VAL:HG22	1.38	0.99
1:B:462:LYS:HD2	1:B:463:GLY:N	1.78	0.99
1:A:111:LEU:CD2	1:A:226:TRP:HA	1.92	0.98
1:A:457:ALA:HB2	1:A:522:LEU:CB	1.92	0.98
1:A:518:GLN:HE22	1:A:522:LEU:HD11	1.26	0.98
1:B:251:LEU:HD11	1:B:282:TRP:HH2	1.28	0.98
1:A:249:LYS:NZ	1:A:402:THR:O	1.96	0.98
1:A:288:GLN:HA	1:A:288:GLN:HE21	1.25	0.98
1:A:1374:HIS:O	1:A:1378:VAL:N	1.95	0.98
1:B:138:LEU:HD11	1:B:148:ARG:HD2	1.43	0.98
1:B:443:LEU:CA	1:B:509:LEU:HD21	1.93	0.98
1:A:299:TRP:O	1:A:300:ASN:ND2	1.95	0.98
1:B:241:ARG:NH2	1:B:241:ARG:O	1.96	0.98
1:B:507:GLN:NE2	1:B:563:SER:HA	1.78	0.98
1:A:167:TYR:CE2	1:A:181:LYS:HB2	1.99	0.98
1:B:850:GLN:O	1:B:852:PHE:N	1.96	0.98
1:A:63:MET:HA	1:A:160:TRP:NE1	1.77	0.97
1:B:403:ASN:OD1	1:B:416:LEU:HD11	1.62	0.97
1:A:111:LEU:HD22	1:A:226:TRP:CA	1.93	0.97
1:A:283:GLU:HG2	1:A:306:LYS:HB3	1.45	0.97
1:B:598:LEU:O	1:B:602:ASN:N	1.96	0.97
1:A:198:HIS:HB2	1:A:208:GLU:CG	1.93	0.97
1:A:249:LYS:HB2	1:A:430:PHE:HZ	1.27	0.97
1:A:453:LEU:O	1:A:522:LEU:HG	1.65	0.97
1:B:65:ARG:NH2	1:B:106:GLU:OE2	1.98	0.97
1:B:249:LYS:HD2	1:B:416:LEU:HG	0.97	0.97
1:B:477:LEU:CB	1:B:555:LEU:HD13	1.94	0.97
1:B:132:LEU:H	1:B:132:LEU:HD12	1.29	0.97
1:B:243:PHE:CB	1:B:431:ALA:HB3	1.92	0.97

Continued on next page...

Continued from previous page...

Atom-1	Atom-2	Interatomic distance (Å)	Clash overlap (Å)
1:B:510:MET:HG2	1:B:516:LEU:CG	1.94	0.97
1:A:110:LEU:O	1:A:110:LEU:HG	1.59	0.97
1:A:253:CYS:SG	1:A:307:HIS:NE2	2.38	0.97
1:A:385:ASN:HA	1:A:432:ILE:O	1.62	0.97
1:B:140:ALA:HB1	1:B:208:GLU:CD	1.84	0.97
1:B:263:PHE:HB2	1:B:415:MET:O	1.64	0.97
1:B:400:HIS:O	1:B:418:ILE:HG22	1.64	0.97
1:B:503:ASN:HB2	1:B:506:ARG:NH1	1.79	0.97
1:A:65:ARG:HA	1:A:160:TRP:HH2	1.30	0.97
1:A:617:THR:O	1:A:621:LEU:CB	2.13	0.97
1:B:55:ASP:HA	1:B:127:LYS:CG	1.92	0.97
1:A:235:LYS:HG3	1:A:238:ASP:HB2	1.45	0.97
1:A:450:SER:HB3	1:A:514:ASN:HB3	0.99	0.97
1:A:481:VAL:O	1:A:484:VAL:HG12	1.64	0.97
1:B:369:GLU:OE2	1:B:391:ARG:NH2	1.98	0.97
1:A:14:ILE:HB	1:A:58:PHE:O	1.65	0.97
1:A:446:ALA:HA	1:A:515:ILE:CD1	1.95	0.96
1:A:167:TYR:HE2	1:A:181:LYS:HB2	1.29	0.96
1:A:283:GLU:OE1	1:A:306:LYS:NZ	1.97	0.96
1:A:14:ILE:HG23	1:A:60:LEU:CD2	1.95	0.96
1:A:139:PRO:CA	1:A:147:MET:HA	1.95	0.96
1:A:263:PHE:HB2	1:A:415:MET:HB2	1.47	0.96
1:A:19:ALA:CB	1:A:24:ASN:HA	1.95	0.96
1:A:38:VAL:HB	1:A:206:CYS:HB3	1.48	0.96
1:B:45:ASP:N	1:B:48:ASN:O	1.96	0.96
1:B:313:TYR:O	1:B:358:VAL:HG22	1.62	0.96
1:B:414:VAL:HG23	1:B:415:MET:SD	2.06	0.96
1:A:250:PHE:CZ	1:A:280:ALA:HB1	2.01	0.96
1:A:302:LEU:HD11	1:A:393:LEU:HD21	1.46	0.96
1:B:14:ILE:HB	1:B:223:PHE:CD2	2.00	0.96
1:A:474:THR:CG2	1:A:552:ILE:HD11	1.96	0.96
1:B:286:VAL:CG1	1:B:288:GLN:HG3	1.96	0.96
1:A:255:GLU:OE2	1:A:260:GLN:HA	1.64	0.96
1:B:9:LEU:HD21	1:B:115:ILE:HB	1.43	0.96
1:B:18:TYR:HA	1:B:26:PHE:HD1	1.30	0.96
1:B:244:HIS:NE2	1:B:249:LYS:HB3	1.79	0.96
1:B:298:TYR:HB3	1:B:381:LEU:CD2	1.96	0.96
1:B:400:HIS:N	1:B:419:GLY:C	2.19	0.96
1:A:33:VAL:HG12	1:A:452:VAL:HG22	1.47	0.96
1:A:1210:ALA:O	1:A:1214:VAL:CB	2.13	0.96
1:A:1375:ILE:O	1:A:1380:LEU:N	1.98	0.96

Continued on next page...

Continued from previous page...

Atom-1	Atom-2	Interatomic distance (Å)	Clash overlap (Å)
1:A:132:LEU:HA	1:A:151:LEU:CD2	1.94	0.95
1:A:198:HIS:HB2	1:A:208:GLU:CD	1.84	0.95
1:B:116:GLN:OE1	1:B:174:ASP:N	1.98	0.95
1:B:286:VAL:HA	1:B:304:ARG:HE	1.24	0.95
1:B:361:GLY:O	1:B:366:SER:OG	1.83	0.95
1:B:398:TRP:O	1:B:420:THR:N	1.99	0.95
1:A:446:ALA:CA	1:A:515:ILE:HD11	1.96	0.95
1:B:184:LEU:CB	1:B:193:LEU:HB3	1.96	0.95
1:B:1378:VAL:O	1:B:1382:ALA:N	1.99	0.95
1:A:11:ILE:O	1:A:111:LEU:HD23	1.65	0.95
1:A:368:PHE:C	1:A:393:LEU:HD22	1.86	0.95
1:A:456:ILE:CA	1:A:459:LYS:HD3	1.96	0.95
1:A:306:LYS:HB2	1:A:313:TYR:CE1	2.01	0.95
1:A:455:SER:O	1:A:459:LYS:HG3	1.66	0.95
1:A:457:ALA:CB	1:A:522:LEU:HA	1.96	0.95
1:B:446:ALA:HB1	1:B:513:GLN:NE2	1.80	0.95
1:A:353:TYR:CD2	1:A:397:THR:HG21	2.01	0.95
1:A:511:ARG:HA	1:A:516:LEU:CG	1.97	0.95
1:B:56:CYS:HA	1:B:125:HIS:NE2	1.81	0.95
1:B:69:GLN:HB3	1:B:100:LYS:HZ2	1.32	0.95
1:B:363:ASP:O	1:B:366:SER:HB2	1.65	0.95
1:B:510:MET:SD	1:B:563:SER:OG	2.24	0.95
1:B:197:SER:HA	1:B:207:ASN:OD1	1.65	0.95
1:B:484:VAL:HG21	1:B:562:HIS:HB3	1.48	0.95
1:A:459:LYS:N	1:A:459:LYS:HD2	1.80	0.95
1:A:249:LYS:HB2	1:A:430:PHE:CZ	2.02	0.94
1:A:857:LYS:O	1:A:861:LYS:CB	2.14	0.94
1:A:9:LEU:HD12	1:A:9:LEU:H	1.32	0.94
1:B:55:ASP:CA	1:B:127:LYS:HG3	1.95	0.94
1:B:477:LEU:HA	1:B:480:LEU:CD1	1.97	0.94
1:B:142:LEU:O	1:B:198:HIS:ND1	2.01	0.94
1:A:48:ASN:N	1:A:49:PRO:HD2	1.80	0.94
1:B:15:CYS:CB	1:B:220:ILE:HD11	1.98	0.94
1:B:224:MET:HE3	1:B:295:GLY:H	0.80	0.94
1:B:1129:SER:O	1:B:1133:VAL:N	1.99	0.94
1:A:14:ILE:HG12	1:A:59:LYS:CA	1.96	0.94
1:B:262:VAL:HG11	1:B:314:LEU:HB2	1.47	0.94
1:B:302:LEU:HG	1:B:367:ILE:CG1	1.96	0.94
1:B:448:ASP:HA	1:B:451:LYS:HD3	1.45	0.94
1:A:166:PHE:HB2	1:A:182:VAL:HA	0.96	0.94
1:A:315:ALA:HB2	1:A:358:VAL:CG2	1.97	0.94

Continued on next page...

Continued from previous page...

Atom-1	Atom-2	Interatomic distance (Å)	Clash overlap (Å)
1:B:13:ASP:HA	1:B:226:TRP:HB3	1.49	0.94
1:B:63:MET:SD	1:B:64:ASN:N	2.41	0.94
1:B:257:ARG:HB3	1:B:259:LYS:NZ	1.82	0.94
1:B:414:VAL:HG23	1:B:415:MET:CE	1.98	0.94
1:B:449:ALA:CB	1:B:515:ILE:HD13	1.97	0.94
1:A:234:LEU:HD21	1:A:432:ILE:HG21	1.50	0.94
1:A:32:LEU:HG	1:A:448:ASP:OD2	1.66	0.94
1:A:65:ARG:HA	1:A:160:TRP:CH2	2.03	0.94
1:B:130:LYS:HE3	1:B:151:LEU:HB3	1.50	0.93
1:B:1474:LEU:O	1:B:1478:VAL:CB	2.16	0.93
1:B:504:ARG:O	1:B:504:ARG:HD3	1.68	0.93
1:A:436:SER:O	1:A:440:VAL:HG23	1.69	0.93
1:B:399:VAL:CA	1:B:419:GLY:HA2	1.99	0.93
1:B:453:LEU:HD12	1:B:518:GLN:CB	1.96	0.93
1:B:451:LYS:NZ	1:B:451:LYS:N	2.15	0.93
1:B:477:LEU:HA	1:B:480:LEU:HD11	1.50	0.93
1:B:510:MET:HB2	1:B:515:ILE:CG2	1.97	0.93
1:A:240:VAL:CA	1:A:434:PRO:HA	1.97	0.93
1:A:364:ILE:HA	1:A:367:ILE:HD11	0.95	0.93
1:A:401:SER:HA	1:A:418:ILE:CB	1.98	0.93
1:A:264:LEU:HD13	1:A:418:ILE:CD1	1.98	0.93
1:B:63:MET:HG3	1:B:160:TRP:CD1	2.04	0.93
1:B:132:LEU:HB2	1:B:149:VAL:CG1	1.98	0.93
1:B:257:ARG:HG3	1:B:257:ARG:O	1.69	0.93
1:A:316:ALA:HB1	1:A:355:LEU:HG	1.46	0.93
1:B:506:ARG:HB2	1:B:507:GLN:OE1	1.69	0.93
1:A:523:LEU:HD23	1:A:524:GLN:NE2	1.84	0.93
1:A:1096:ALA:O	1:A:1100:VAL:N	2.02	0.93
1:A:185:ASN:N	1:A:185:ASN:HD22	1.64	0.92
1:B:287:VAL:HG13	1:B:289:HIS:H	1.32	0.92
1:B:353:TYR:HD1	1:B:422:PRO:CB	1.82	0.92
1:B:407:ASP:HB2	1:B:413:PRO:HA	1.51	0.92
1:B:510:MET:HG2	1:B:516:LEU:HG	1.49	0.92
1:A:20:GLU:HG3	1:A:181:LYS:CE	1.98	0.92
1:A:1057:GLY:O	1:A:1059:THR:N	2.01	0.92
1:B:11:ILE:HG13	1:B:113:THR:HG23	1.51	0.92
1:B:130:LYS:HD3	1:B:153:GLU:OE1	1.70	0.92
1:B:373:THR:CG2	1:B:389:ARG:HE	1.82	0.92
1:B:400:HIS:H	1:B:419:GLY:CA	1.81	0.92
1:B:451:LYS:HE2	1:B:452:VAL:H	1.35	0.92
1:A:72:PHE:CD2	1:A:92:LEU:HB3	2.03	0.92

Continued on next page...

Continued from previous page...

Atom-1	Atom-2	Interatomic distance (Å)	Clash overlap (Å)
1:A:315:ALA:HB2	1:A:358:VAL:HG13	1.51	0.92
1:A:523:LEU:HD23	1:A:524:GLN:HE22	1.34	0.92
1:B:19:ALA:HA	1:B:218:TRP:HZ3	1.12	0.92
1:A:716:ALA:O	1:A:718:ASP:N	2.02	0.92
1:B:504:ARG:HD3	1:B:504:ARG:C	1.90	0.92
1:A:448:ASP:CA	1:A:451:LYS:HD2	2.00	0.92
1:B:94:HIS:O	1:B:98:LEU:HB2	1.70	0.92
1:B:404:ILE:HD11	1:B:418:ILE:H	1.34	0.92
1:A:23:THR:HG21	1:A:195:ALA:CB	1.99	0.92
1:A:247:GLN:O	1:A:249:LYS:HG2	1.70	0.92
1:A:446:ALA:CB	1:A:509:LEU:HG	1.99	0.92
1:B:196:SER:O	1:B:207:ASN:ND2	2.02	0.92
1:B:66:TYR:HE1	1:B:100:LYS:HA	1.32	0.92
1:B:181:LYS:HE2	1:B:219:LYS:N	1.83	0.92
1:B:484:VAL:CG2	1:B:562:HIS:HB3	2.00	0.92
1:A:368:PHE:CD1	1:A:392:HIS:HA	2.05	0.91
1:B:516:LEU:H	1:B:516:LEU:HD12	1.35	0.91
1:A:62:PRO:HD3	1:A:110:LEU:HD22	1.51	0.91
1:A:315:ALA:CB	1:A:358:VAL:HG13	2.00	0.91
1:B:235:LYS:NZ	1:B:238:ASP:OD2	2.02	0.91
1:A:389:ARG:HH12	1:A:428:GLU:N	1.69	0.91
1:B:69:GLN:HB3	1:B:100:LYS:NZ	1.84	0.91
1:B:1377:LEU:O	1:B:1381:LEU:N	2.03	0.91
1:A:11:ILE:HD11	1:A:115:ILE:HD11	1.52	0.91
1:A:11:ILE:CG2	1:A:110:LEU:HD21	2.01	0.91
1:B:234:LEU:HG	1:B:384:ARG:CD	1.98	0.91
1:A:16:SER:CB	1:A:53:PHE:HZ	1.83	0.91
1:A:20:GLU:OE2	1:A:181:LYS:HG2	1.70	0.91
1:A:33:VAL:HG21	1:A:451:LYS:HG3	1.50	0.91
1:A:167:TYR:HD2	1:A:180:ASP:OD1	1.54	0.91
1:A:249:LYS:O	1:A:264:LEU:HD11	1.71	0.91
1:B:195:ALA:CA	1:B:209:VAL:HG22	2.00	0.91
1:B:263:PHE:CG	1:B:415:MET:HE3	2.04	0.91
1:A:20:GLU:CB	1:A:217:SER:HB2	2.00	0.91
1:B:453:LEU:HD12	1:B:518:GLN:HB3	1.52	0.91
1:A:564:GLN:HE22	1:A:570:ASN:CB	1.83	0.91
1:B:38:VAL:CG1	1:B:206:CYS:HB3	2.00	0.91
1:A:302:LEU:CD1	1:A:393:LEU:HD21	2.01	0.90
1:A:581:MET:O	1:A:585:ILE:N	2.03	0.90
1:A:1371:LEU:O	1:A:1375:ILE:N	2.04	0.90
1:A:314:LEU:HD11	1:A:316:ALA:HB2	1.52	0.90

Continued on next page...

Continued from previous page...

Atom-1	Atom-2	Interatomic distance (Å)	Clash overlap (Å)
1:A:447:ASN:N	1:A:513:GLN:OE1	2.03	0.90
1:B:181:LYS:HB3	1:B:217:SER:CB	2.01	0.90
1:B:484:VAL:HG13	1:B:562:HIS:ND1	1.86	0.90
1:B:54:ARG:HD3	1:B:54:ARG:H	1.36	0.90
1:A:117:TYR:CE1	1:A:170:ARG:HG2	2.07	0.90
1:A:181:LYS:HG3	1:A:219:LYS:CB	2.02	0.90
1:A:239:VAL:HG21	1:A:308:LEU:HD23	1.51	0.90
1:A:264:LEU:HB2	1:A:418:ILE:HD11	1.51	0.90
1:B:353:TYR:CD1	1:B:422:PRO:HB3	2.06	0.90
1:B:441:ARG:NE	1:B:441:ARG:H	1.67	0.90
1:B:240:VAL:HG12	1:B:434:PRO:CA	2.02	0.90
1:B:480:LEU:HD23	1:B:559:VAL:HG22	1.53	0.90
1:B:140:ALA:HB3	1:B:143:GLU:CB	2.02	0.90
1:B:460:LEU:N	1:B:462:LYS:HE3	1.84	0.90
1:B:510:MET:HA	1:B:513:GLN:NE2	1.86	0.90
1:A:62:PRO:HG3	1:A:110:LEU:HD13	1.53	0.90
1:A:370:LEU:HA	1:A:390:LEU:HD13	1.51	0.90
1:A:511:ARG:HA	1:A:516:LEU:HG	1.51	0.90
1:B:33:VAL:HG13	1:B:476:LEU:HD12	1.54	0.90
1:A:477:LEU:O	1:A:555:LEU:HD22	1.71	0.90
1:B:857:LYS:O	1:B:861:LYS:CB	2.20	0.90
1:A:13:ASP:HA	1:A:224:MET:O	1.71	0.90
1:A:219:LYS:HZ3	1:A:221:VAL:HG23	1.34	0.90
1:B:457:ALA:O	1:B:462:LYS:NZ	2.04	0.90
1:B:507:GLN:NE2	1:B:562:HIS:O	2.05	0.90
1:A:49:PRO:HG3	1:A:291:PRO:HA	0.93	0.90
1:A:49:PRO:HD3	1:A:291:PRO:HB3	1.51	0.90
1:A:32:LEU:HD13	1:A:445:PHE:HA	1.50	0.89
1:A:223:PHE:CE2	1:A:292:CYS:HB3	2.07	0.89
1:B:133:THR:HG22	1:B:152:ASP:OD2	1.72	0.89
1:B:399:VAL:HG13	1:B:419:GLY:H	1.35	0.89
1:A:39:VAL:HG23	1:A:209:VAL:HG22	1.53	0.89
1:B:20:GLU:OE1	1:B:20:GLU:N	2.05	0.89
1:B:257:ARG:NH1	1:B:408:LYS:HG3	1.87	0.89
1:A:457:ALA:HB3	1:A:522:LEU:HD12	1.54	0.89
1:A:1202:GLN:O	1:A:1204:LEU:N	2.04	0.89
1:B:399:VAL:HA	1:B:419:GLY:CA	2.01	0.89
1:B:13:ASP:O	1:B:59:LYS:HB2	1.72	0.89
1:B:143:GLU:HG3	1:B:210:ASN:CB	2.00	0.89
1:B:474:THR:HA	1:B:477:LEU:CD1	2.03	0.89
1:A:108:ARG:NH2	1:A:109:LYS:H	1.69	0.89

Continued on next page...

Continued from previous page...

Atom-1	Atom-2	Interatomic distance (Å)	Clash overlap (Å)
1:A:249:LYS:CA	1:A:264:LEU:HD21	2.02	0.89
1:B:19:ALA:CA	1:B:218:TRP:CZ3	2.56	0.89
1:B:140:ALA:HB1	1:B:208:GLU:OE2	1.72	0.89
1:B:400:HIS:ND1	1:B:402:THR:OG1	2.05	0.89
1:B:744:CYS:HA	1:B:1085:ARG:N	1.87	0.89
1:A:219:LYS:NZ	1:A:221:VAL:HG23	1.87	0.89
1:B:355:LEU:HB2	1:B:417:LYS:CE	2.03	0.89
1:B:228:ASP:O	1:B:233:ILE:HD11	1.73	0.89
1:A:316:ALA:HA	1:A:356:VAL:H	1.37	0.89
1:A:484:VAL:HG22	1:A:562:HIS:CD2	2.09	0.89
1:B:9:LEU:HD23	1:B:176:VAL:HB	1.55	0.89
1:A:28:SER:OG	1:A:55:ASP:OD2	1.89	0.88
1:A:308:LEU:HD12	1:A:309:ALA:H	1.37	0.88
1:B:59:LYS:HG2	1:B:124:LEU:HD23	1.54	0.88
1:B:115:ILE:CD1	1:B:121:ILE:HG21	2.02	0.88
1:B:117:TYR:HD2	1:B:165:PRO:HD3	1.38	0.88
1:A:391:ARG:HG3	1:A:398:TRP:HA	0.91	0.88
1:A:1209:GLY:O	1:A:1213:VAL:CB	2.21	0.88
1:A:466:THR:O	1:A:470:ARG:N	2.06	0.88
1:B:1090:ARG:O	1:B:1176:VAL:N	2.06	0.88
1:A:13:ASP:C	1:A:14:ILE:HG13	1.92	0.88
1:A:166:PHE:HE2	1:A:217:SER:HA	1.37	0.88
1:A:194:HIS:O	1:A:210:ASN:CB	2.21	0.88
1:A:249:LYS:CE	1:A:416:LEU:HD13	2.04	0.88
1:A:453:LEU:CB	1:A:522:LEU:HD21	2.03	0.88
1:A:298:TYR:N	1:A:301:SER:HB2	1.87	0.88
1:A:392:HIS:CE1	1:A:395:THR:HG23	2.09	0.88
1:A:406:ILE:CG1	1:A:417:LYS:HD2	2.03	0.88
1:B:249:LYS:HG2	1:B:264:LEU:HD12	1.52	0.88
1:B:507:GLN:HA	1:B:510:MET:SD	2.14	0.88
1:A:395:THR:O	1:A:397:THR:N	2.06	0.88
1:B:240:VAL:HG12	1:B:434:PRO:CB	2.03	0.88
1:B:443:LEU:HD12	1:B:509:LEU:CD1	2.04	0.88
1:A:315:ALA:HB2	1:A:358:VAL:CG1	2.04	0.88
1:A:407:ASP:HB3	1:A:415:MET:SD	2.13	0.88
1:B:44:GLY:HA3	1:B:50:PRO:HD3	1.52	0.88
1:B:19:ALA:CA	1:B:218:TRP:HZ3	1.86	0.87
1:B:235:LYS:HD2	1:B:238:ASP:OD1	1.74	0.87
1:B:400:HIS:H	1:B:419:GLY:C	1.76	0.87
1:A:249:LYS:HE3	1:A:416:LEU:HD13	1.56	0.87
1:B:7:SER:OG	1:B:178:ILE:HB	1.72	0.87

Continued on next page...

Continued from previous page...

Atom-1	Atom-2	Interatomic distance (Å)	Clash overlap (Å)
1:B:65:ARG:NH2	1:B:99:GLU:OE1	2.07	0.87
1:B:459:LYS:C	1:B:462:LYS:CE	2.39	0.87
1:B:59:LYS:O	1:B:123:LEU:HD13	1.75	0.87
1:A:449:ALA:O	1:A:452:VAL:HG23	1.72	0.87
1:A:465:ILE:O	1:A:466:THR:OG1	1.92	0.87
1:A:1421:ALA:HB2	1:A:1456:ASP:HA	1.56	0.87
1:B:58:PHE:HA	1:B:124:LEU:O	1.73	0.87
1:B:134:VAL:HG13	1:B:147:MET:HB3	1.55	0.87
1:B:290:ASP:OD2	1:B:293:ARG:N	2.08	0.87
1:B:1194:VAL:O	1:B:1196:LYS:N	2.07	0.87
1:A:37:CYS:SG	1:A:209:VAL:HB	2.12	0.87
1:A:739:LEU:O	1:A:741:ALA:N	2.06	0.87
1:B:11:ILE:HA	1:B:60:LEU:HD23	1.56	0.87
1:B:385:ASN:OD1	1:B:433:VAL:HG22	1.74	0.87
1:B:399:VAL:O	1:B:420:THR:OG1	1.92	0.87
1:B:400:HIS:CB	1:B:419:GLY:O	2.22	0.87
1:A:62:PRO:CD	1:A:110:LEU:HD22	2.05	0.87
1:A:129:ASN:OD1	1:A:441:ARG:NH2	2.08	0.87
1:A:1294:HIS:O	1:A:1298:CYS:N	2.07	0.87
1:B:222:LEU:HD22	1:B:223:PHE:N	1.90	0.87
1:B:480:LEU:CD2	1:B:559:VAL:HG22	2.05	0.87
1:A:17:LEU:HD13	1:A:18:TYR:N	1.89	0.87
1:A:33:VAL:HG21	1:A:451:LYS:CG	2.05	0.87
1:A:455:SER:O	1:A:459:LYS:CG	2.23	0.87
1:B:244:HIS:CE1	1:B:249:LYS:HB3	2.09	0.87
1:A:118:GLY:H	1:A:163:ILE:HG23	1.40	0.86
1:A:514:ASN:ND2	1:A:518:GLN:HG2	1.90	0.86
1:B:223:PHE:HA	1:B:293:ARG:HA	1.57	0.86
1:A:142:LEU:HD22	1:A:198:HIS:HB3	1.57	0.86
1:A:367:ILE:C	1:A:393:LEU:HB2	1.94	0.86
1:B:130:LYS:HB3	1:B:151:LEU:HD22	1.56	0.86
1:B:193:LEU:HD23	1:B:193:LEU:O	1.74	0.86
1:B:60:LEU:HD22	1:B:60:LEU:N	1.79	0.86
1:B:117:TYR:CE2	1:B:182:VAL:HG11	2.10	0.86
1:B:316:ALA:HB3	1:B:392:HIS:ND1	1.89	0.86
1:B:181:LYS:HE3	1:B:219:LYS:HG2	1.57	0.86
1:A:456:ILE:N	1:A:459:LYS:HZ3	1.73	0.86
1:B:14:ILE:HB	1:B:223:PHE:CE2	2.10	0.86
1:B:44:GLY:HA3	1:B:50:PRO:CD	2.05	0.86
1:B:229:ASN:HB3	1:B:235:LYS:CB	2.05	0.86
1:B:240:VAL:HG12	1:B:434:PRO:HA	1.57	0.86

Continued on next page...

Continued from previous page...

Atom-1	Atom-2	Interatomic distance (Å)	Clash overlap (Å)
1:B:387:TYR:O	1:B:388:VAL:HG13	1.75	0.86
1:A:125:HIS:O	1:A:129:ASN:HA	1.75	0.86
1:A:139:PRO:C	1:A:148:ARG:HD3	1.95	0.86
1:A:509:LEU:HD11	1:A:513:GLN:HG3	1.58	0.86
1:B:130:LYS:HD3	1:B:153:GLU:CD	1.96	0.86
1:B:373:THR:HG23	1:B:389:ARG:HE	1.39	0.86
1:B:478:GLU:OE1	1:B:478:GLU:N	2.08	0.86
1:B:480:LEU:HA	1:B:483:PHE:CE1	2.11	0.86
1:A:123:LEU:O	1:A:131:TYR:HA	1.75	0.86
1:A:264:LEU:HD23	1:A:265:ARG:N	1.91	0.86
1:B:181:LYS:CB	1:B:217:SER:HB2	2.03	0.86
1:B:507:GLN:HG3	1:B:563:SER:HA	1.58	0.85
1:A:243:PHE:C	1:A:430:PHE:HD1	1.78	0.85
1:A:454:GLY:C	1:A:459:LYS:HZ1	1.79	0.85
1:B:100:LYS:O	1:B:103:ASN:ND2	2.08	0.85
1:B:251:LEU:HD11	1:B:282:TRP:CH2	2.11	0.85
1:A:388:VAL:HG21	1:A:432:ILE:CG1	2.00	0.85
1:B:66:TYR:CE1	1:B:100:LYS:HD3	2.12	0.85
1:A:117:TYR:OH	1:A:174:ASP:HB2	1.75	0.85
1:B:404:ILE:O	1:B:416:LEU:HA	1.76	0.85
1:B:555:LEU:O	1:B:559:VAL:HG23	1.75	0.85
1:A:32:LEU:HD12	1:A:448:ASP:HB2	1.58	0.85
1:B:36:ARG:HG2	1:B:37:CYS:H	1.41	0.85
1:B:203:ASN:HB3	1:B:206:CYS:HB2	1.56	0.85
1:B:249:LYS:HD2	1:B:416:LEU:CB	2.05	0.85
1:A:168:LYS:O	1:A:168:LYS:HD3	1.74	0.85
1:A:264:LEU:HD13	1:A:418:ILE:HD12	1.58	0.85
1:A:389:ARG:HH22	1:A:430:PHE:H	1.23	0.85
1:B:38:VAL:HA	1:B:207:ASN:O	1.75	0.85
1:B:298:TYR:HB2	1:B:380:SER:HB3	1.59	0.85
1:B:503:ASN:HB2	1:B:506:ARG:HH11	1.38	0.85
1:A:239:VAL:HG13	1:A:435:VAL:CB	2.06	0.85
1:A:410:GLU:CB	1:A:413:PRO:HB3	2.06	0.85
1:B:218:TRP:HA	1:B:218:TRP:HE3	1.41	0.85
1:A:138:LEU:C	1:A:148:ARG:HG2	1.98	0.85
1:A:453:LEU:HD23	1:A:518:GLN:CG	2.06	0.85
1:B:222:LEU:HD22	1:B:223:PHE:H	1.40	0.85
1:B:312:HIS:CD2	1:B:359:PRO:HA	2.12	0.85
1:B:448:ASP:C	1:B:451:LYS:HZ1	1.80	0.85
1:A:14:ILE:HB	1:A:59:LYS:HA	1.56	0.85
1:A:1287:ILE:HA	1:A:1343:VAL:CB	2.07	0.85

Continued on next page...

Continued from previous page...

Atom-1	Atom-2	Interatomic distance (Å)	Clash overlap (Å)
1:B:11:ILE:H	1:B:113:THR:H	1.24	0.85
1:A:118:GLY:N	1:A:163:ILE:HG23	1.92	0.84
1:A:239:VAL:O	1:A:435:VAL:N	2.10	0.84
1:B:283:GLU:O	1:B:306:LYS:CB	2.19	0.84
1:B:446:ALA:O	1:B:450:SER:OG	1.93	0.84
1:B:744:CYS:HA	1:B:1085:ARG:CA	2.06	0.84
1:A:164:GLN:OE1	1:A:185:ASN:ND2	2.09	0.84
1:B:18:TYR:HA	1:B:26:PHE:CD1	2.12	0.84
1:B:115:ILE:HD12	1:B:121:ILE:HG21	1.59	0.84
1:B:16:SER:OG	1:B:292:CYS:HB3	1.76	0.84
1:B:115:ILE:O	1:B:176:VAL:HG23	1.77	0.84
1:A:259:LYS:HB3	1:A:259:LYS:HZ3	1.43	0.84
1:A:371:ASP:C	1:A:389:ARG:HG2	1.98	0.84
1:B:451:LYS:CE	1:B:452:VAL:H	1.89	0.84
1:A:402:THR:N	1:A:418:ILE:HG22	1.91	0.84
1:A:477:LEU:HA	1:A:480:LEU:HD11	0.92	0.84
1:B:264:LEU:HD21	1:B:430:PHE:HE1	1.43	0.84
1:B:27:ILE:HA	1:B:39:VAL:HG12	1.59	0.84
1:A:40:GLN:HG2	1:A:205:GLY:O	1.78	0.84
1:A:32:LEU:N	1:A:448:ASP:OD2	2.09	0.84
1:A:63:MET:CE	1:A:120:VAL:HG11	2.08	0.84
1:A:72:PHE:HB2	1:A:92:LEU:HD22	1.57	0.84
1:A:193:LEU:HA	1:A:211:SER:HA	1.59	0.84
1:A:243:PHE:C	1:A:430:PHE:CD1	2.51	0.84
1:A:400:HIS:O	1:A:418:ILE:C	2.16	0.84
1:A:459:LYS:CE	1:A:459:LYS:H	1.91	0.84
1:B:510:MET:CG	1:B:516:LEU:HG	2.06	0.84
1:B:514:ASN:O	1:B:518:GLN:N	2.09	0.84
1:A:250:PHE:C	1:A:264:LEU:HG	1.98	0.84
1:A:1272:THR:O	1:A:1276:ILE:CB	2.26	0.84
1:B:304:ARG:HG3	1:B:304:ARG:NH1	1.92	0.84
1:B:372:PRO:HA	1:B:388:VAL:HG12	1.59	0.84
1:A:54:ARG:HA	1:A:57:LEU:CD2	2.08	0.83
1:A:253:CYS:HB3	1:A:262:VAL:HG12	1.57	0.83
1:A:383:PRO:HG2	1:A:386:SER:CB	2.07	0.83
1:A:391:ARG:NE	1:A:392:HIS:O	2.10	0.83
1:A:407:ASP:CG	1:A:415:MET:HG2	1.98	0.83
1:B:130:LYS:HG3	1:B:153:GLU:N	1.92	0.83
1:B:453:LEU:CD1	1:B:515:ILE:HD12	2.07	0.83
1:B:61:CYS:SG	1:B:124:LEU:HB3	2.17	0.83
1:B:181:LYS:HE3	1:B:219:LYS:CG	2.08	0.83

Continued on next page...

Continued from previous page...

Atom-1	Atom-2	Interatomic distance (Å)	Clash overlap (Å)
1:B:181:LYS:HA	1:B:218:TRP:O	1.79	0.83
1:B:384:ARG:HD2	1:B:434:PRO:CG	2.08	0.83
1:B:17:LEU:HA	1:B:219:LYS:O	1.78	0.83
1:B:72:PHE:HA	1:B:92:LEU:HD13	1.58	0.83
1:B:452:VAL:O	1:B:456:ILE:HG12	1.78	0.83
1:A:241:ARG:HB3	1:A:250:PHE:CZ	2.13	0.83
1:A:510:MET:SD	1:A:516:LEU:HD23	2.19	0.83
1:B:20:GLU:OE2	1:B:217:SER:OG	1.95	0.83
1:B:184:LEU:HB3	1:B:193:LEU:CB	2.08	0.83
1:A:245:ALA:N	1:A:429:ALA:O	2.10	0.83
1:A:520:PHE:HA	1:A:523:LEU:HD11	1.58	0.83
1:B:451:LYS:HE2	1:B:451:LYS:CA	2.06	0.83
1:A:518:GLN:HE21	1:A:518:GLN:HA	1.40	0.83
1:B:59:LYS:HG2	1:B:124:LEU:CD2	2.07	0.83
1:B:237:GLY:HA2	1:B:283:GLU:OE2	1.78	0.83
1:B:1129:SER:O	1:B:1132:TRP:N	2.11	0.83
1:A:15:CYS:CB	1:A:221:VAL:O	2.26	0.83
1:B:194:HIS:CE1	1:B:212:VAL:H	1.97	0.83
1:B:397:THR:OG1	1:B:421:SER:O	1.96	0.83
1:A:39:VAL:CG2	1:A:209:VAL:HG22	2.09	0.83
1:A:72:PHE:HA	1:A:92:LEU:HD13	1.59	0.83
1:A:453:LEU:HD23	1:A:518:GLN:CB	2.07	0.83
1:B:34:ASP:OD2	1:B:452:VAL:HG13	1.77	0.83
1:B:130:LYS:HD2	1:B:151:LEU:O	1.79	0.83
1:B:181:LYS:HD3	1:B:218:TRP:N	1.93	0.83
1:A:457:ALA:HB2	1:A:522:LEU:CA	2.07	0.83
1:B:191:GLN:HB3	1:B:212:VAL:HA	1.59	0.83
1:B:298:TYR:CA	1:B:381:LEU:HD13	2.08	0.83
1:B:406:ILE:N	1:B:415:MET:HB2	1.91	0.83
1:B:414:VAL:HG23	1:B:415:MET:HE1	1.58	0.83
1:B:449:ALA:HB1	1:B:515:ILE:HD13	1.61	0.83
1:B:451:LYS:HZ3	1:B:451:LYS:H	1.24	0.83
1:A:103:ASN:O	1:A:104:GLU:C	2.15	0.83
1:A:306:LYS:HA	1:A:313:TYR:HA	1.58	0.83
1:B:9:LEU:CD2	1:B:176:VAL:HB	2.09	0.83
1:B:135:ASN:O	1:B:138:LEU:HD23	1.79	0.83
1:B:390:LEU:CD1	1:B:399:VAL:HB	2.08	0.83
1:B:400:HIS:HB3	1:B:419:GLY:O	1.77	0.83
1:B:415:MET:SD	1:B:415:MET:N	2.52	0.83
1:A:14:ILE:HG21	1:A:59:LYS:CA	2.08	0.82
1:A:315:ALA:CB	1:A:358:VAL:HG22	2.09	0.82

Continued on next page...

Continued from previous page...

Atom-1	Atom-2	Interatomic distance (Å)	Clash overlap (Å)
1:A:457:ALA:HB2	1:A:522:LEU:HA	1.61	0.82
1:A:244:HIS:CD2	1:A:430:PHE:CD1	2.67	0.82
1:B:18:TYR:HD1	1:B:26:PHE:CE1	1.97	0.82
1:B:75:ALA:O	1:B:89:LEU:HD13	1.78	0.82
1:B:475:LYS:HA	1:B:478:GLU:OE2	1.79	0.82
1:B:863:THR:O	1:B:867:VAL:CB	2.27	0.82
1:B:879:TYR:H	1:B:884:LEU:CB	1.92	0.82
1:A:18:TYR:CB	1:A:219:LYS:HE3	2.08	0.82
1:B:11:ILE:CG2	1:B:62:PRO:HD3	2.08	0.82
1:A:9:LEU:HD11	1:A:179:GLY:N	1.94	0.82
1:A:263:PHE:CD2	1:A:415:MET:CB	2.62	0.82
1:A:288:GLN:HA	1:A:288:GLN:NE2	1.88	0.82
1:A:281:LEU:CB	1:A:308:LEU:HD21	2.06	0.82
1:B:33:VAL:CG1	1:B:452:VAL:HG21	2.09	0.82
1:B:57:LEU:CD2	1:B:126:LEU:HD21	2.10	0.82
1:B:286:VAL:HG11	1:B:303:PHE:CD1	2.14	0.82
1:B:507:GLN:HA	1:B:563:SER:OG	1.80	0.82
1:B:131:TYR:HB2	1:B:153:GLU:O	1.79	0.82
1:B:305:PHE:CZ	1:B:367:ILE:HA	2.15	0.82
1:A:259:LYS:O	1:A:261:HIS:CD2	2.32	0.82
1:B:117:TYR:HE2	1:B:182:VAL:HG11	1.43	0.82
1:B:420:THR:HG22	1:B:425:GLU:O	1.79	0.82
1:A:15:CYS:CB	1:A:223:PHE:HB2	2.09	0.82
1:A:589:VAL:O	1:A:592:GLU:CB	2.28	0.82
1:B:507:GLN:CG	1:B:563:SER:HA	2.08	0.82
1:A:9:LEU:HD11	1:A:179:GLY:H	1.44	0.82
1:A:65:ARG:NH1	1:A:99:GLU:O	2.13	0.82
1:A:117:TYR:HE2	1:A:173:GLY:N	1.76	0.82
1:A:207:ASN:ND2	1:A:207:ASN:H	1.77	0.82
1:A:478:GLU:HG2	1:A:555:LEU:CD1	2.09	0.82
1:B:46:LEU:HD13	1:B:221:VAL:HG13	1.62	0.82
1:B:105:THR:O	1:B:109:LYS:HE3	1.80	0.82
1:B:400:HIS:N	1:B:420:THR:N	2.26	0.82
1:B:437:PRO:O	1:B:441:ARG:CZ	2.27	0.82
1:A:315:ALA:HB2	1:A:358:VAL:CB	2.09	0.82
1:A:455:SER:O	1:A:459:LYS:HE2	1.79	0.82
1:B:286:VAL:HG11	1:B:303:PHE:CE1	2.15	0.82
1:B:725:GLU:CB	1:B:861:LYS:CB	2.58	0.82
1:B:963:GLU:O	1:B:967:VAL:CB	2.28	0.82
1:A:51:LYS:O	1:A:306:LYS:NZ	2.13	0.81
1:A:265:ARG:HA	1:A:416:LEU:CG	2.09	0.81

Continued on next page...

Continued from previous page...

Atom-1	Atom-2	Interatomic distance (Å)	Clash overlap (Å)
1:A:400:HIS:CE1	1:A:423:LEU:HD12	2.15	0.81
1:A:16:SER:CB	1:A:53:PHE:CZ	2.63	0.81
1:A:447:ASN:OD1	1:A:513:GLN:NE2	2.13	0.81
1:B:27:ILE:CD1	1:B:209:VAL:HG21	2.10	0.81
1:B:192:PRO:HB2	1:B:194:HIS:NE2	1.95	0.81
1:A:87:VAL:HA	1:A:90:ASN:ND2	1.96	0.81
1:A:132:LEU:HA	1:A:151:LEU:HD22	1.60	0.81
1:A:450:SER:HA	1:A:518:GLN:HG3	1.60	0.81
1:B:12:GLY:HA2	1:B:59:LYS:HE3	1.63	0.81
1:B:36:ARG:NH1	1:B:200:LEU:HD21	1.95	0.81
1:B:407:ASP:HB2	1:B:413:PRO:CA	2.10	0.81
1:B:518:GLN:O	1:B:522:LEU:HD22	1.80	0.81
1:B:65:ARG:HH12	1:B:106:GLU:CD	1.84	0.81
1:B:130:LYS:CE	1:B:151:LEU:HB3	2.09	0.81
1:B:224:MET:HG3	1:B:294:GLY:CA	2.09	0.81
1:B:249:LYS:HG2	1:B:264:LEU:HD13	1.62	0.81
1:B:399:VAL:HG13	1:B:419:GLY:N	1.95	0.81
1:B:451:LYS:HE2	1:B:451:LYS:C	2.01	0.81
1:A:367:ILE:O	1:A:393:LEU:HB2	1.78	0.81
1:A:387:TYR:O	1:A:388:VAL:HG13	1.81	0.81
1:A:453:LEU:HD23	1:A:518:GLN:HB3	1.61	0.81
1:B:403:ASN:HA	1:B:416:LEU:CD1	2.10	0.81
1:A:392:HIS:CD2	1:A:394:CYS:H	1.98	0.81
1:B:184:LEU:O	1:B:193:LEU:N	2.13	0.81
1:A:11:ILE:HG22	1:A:110:LEU:HD21	1.62	0.81
1:A:417:LYS:O	1:A:418:ILE:HG12	1.80	0.81
1:B:131:TYR:N	1:B:153:GLU:O	2.14	0.81
1:B:459:LYS:HA	1:B:462:LYS:CD	2.10	0.81
1:A:1472:SER:O	1:A:1476:LYS:CB	2.28	0.81
1:A:13:ASP:HB3	1:A:225:LYS:HA	1.61	0.81
1:A:249:LYS:HG3	1:A:401:SER:OG	1.81	0.81
1:A:256:HIS:O	1:A:259:LYS:HE2	1.80	0.81
1:A:302:LEU:HD11	1:A:393:LEU:CD2	2.10	0.81
1:A:54:ARG:O	1:A:57:LEU:HG	1.80	0.81
1:A:259:LYS:HE2	1:A:259:LYS:H	1.44	0.81
1:A:404:ILE:O	1:A:417:LYS:HB2	1.80	0.81
1:A:142:LEU:HD22	1:A:198:HIS:CB	2.11	0.80
1:B:27:ILE:HD12	1:B:209:VAL:HG21	1.61	0.80
1:B:103:ASN:HA	1:B:107:ASN:OD1	1.80	0.80
1:B:111:LEU:HD22	1:B:226:TRP:CH2	2.16	0.80
1:B:141:LEU:HD23	1:B:141:LEU:H	1.46	0.80

Continued on next page...

Continued from previous page...

Atom-1	Atom-2	Interatomic distance (Å)	Clash overlap (Å)
1:B:441:ARG:H	1:B:441:ARG:CZ	1.93	0.80
1:A:126:LEU:CD1	1:A:224:MET:HG2	2.12	0.80
1:B:132:LEU:HA	1:B:152:ASP:H	1.46	0.80
1:B:133:THR:HG22	1:B:152:ASP:CB	2.10	0.80
1:B:140:ALA:CB	1:B:143:GLU:HB2	2.10	0.80
1:A:47:ASN:C	1:A:49:PRO:HD2	2.01	0.80
1:A:452:VAL:HG21	1:A:476:LEU:HD22	1.61	0.80
1:B:132:LEU:HB2	1:B:149:VAL:HG13	1.63	0.80
1:B:36:ARG:HH12	1:B:200:LEU:HD21	1.45	0.80
1:B:407:ASP:N	1:B:415:MET:HG2	1.97	0.80
1:B:476:LEU:O	1:B:479:ASP:HB2	1.81	0.80
1:B:286:VAL:CG1	1:B:303:PHE:CD1	2.64	0.80
1:B:301:SER:HB3	1:B:303:PHE:CE1	2.17	0.80
1:B:406:ILE:H	1:B:415:MET:CB	1.93	0.80
1:B:507:GLN:HE21	1:B:562:HIS:C	1.83	0.80
1:A:198:HIS:HB2	1:A:208:GLU:HG3	1.61	0.80
1:A:369:GLU:HB3	1:A:393:LEU:CD1	2.12	0.80
1:A:391:ARG:HH12	1:A:396:ASN:HA	1.47	0.80
1:A:1306:VAL:O	1:A:1310:LYS:N	2.15	0.80
1:B:130:LYS:HE2	1:B:151:LEU:HD22	1.64	0.80
1:B:417:LYS:C	1:B:418:ILE:HG12	2.02	0.80
1:B:504:ARG:HB3	1:B:505:GLU:OE2	1.81	0.80
1:B:224:MET:HA	1:B:225:LYS:HD2	1.63	0.80
1:B:448:ASP:HA	1:B:451:LYS:CD	2.10	0.80
1:A:306:LYS:HB2	1:A:313:TYR:CD1	2.17	0.80
1:B:18:TYR:OH	1:B:24:ASN:CB	2.30	0.80
1:B:196:SER:HB3	1:B:208:GLU:O	1.82	0.80
1:B:287:VAL:HB	1:B:304:ARG:NH1	1.97	0.80
1:B:368:PHE:HB3	1:B:391:ARG:O	1.82	0.80
1:A:1421:ALA:O	1:A:1425:PHE:N	2.14	0.80
1:B:448:ASP:O	1:B:452:VAL:HG22	1.80	0.80
1:B:457:ALA:HA	1:B:460:LEU:CD2	2.12	0.80
1:A:249:LYS:HA	1:A:264:LEU:CD2	2.13	0.79
1:A:455:SER:O	1:A:459:LYS:CD	2.30	0.79
1:A:457:ALA:N	1:A:459:LYS:HZ2	1.80	0.79
1:A:981:ILE:O	1:A:985:ARG:CB	2.30	0.79
1:A:264:LEU:CD1	1:A:418:ILE:HD11	2.11	0.79
1:A:480:LEU:HD12	1:A:480:LEU:H	1.46	0.79
1:A:17:LEU:HD13	1:A:18:TYR:H	1.48	0.79
1:A:225:LYS:HZ1	1:A:295:GLY:HA2	1.45	0.79
1:A:447:ASN:O	1:A:451:LYS:NZ	2.14	0.79

Continued on next page...

Continued from previous page...

Atom-1	Atom-2	Interatomic distance (Å)	Clash overlap (Å)
1:A:447:ASN:HA	1:A:513:GLN:HE22	1.47	0.79
1:A:511:ARG:CG	1:A:516:LEU:HD11	2.13	0.79
1:B:223:PHE:CD1	1:B:294:GLY:N	2.50	0.79
1:B:234:LEU:CG	1:B:384:ARG:HD3	2.06	0.79
1:A:11:ILE:HD12	1:A:113:THR:OG1	1.83	0.79
1:A:20:GLU:HB2	1:A:217:SER:CB	2.09	0.79
1:A:122:GLN:HG3	1:A:160:TRP:NE1	1.97	0.79
1:A:233:ILE:HG22	1:A:382:VAL:O	1.80	0.79
1:A:239:VAL:CG1	1:A:435:VAL:HB	2.11	0.79
1:A:406:ILE:HG13	1:A:417:LYS:CD	2.11	0.79
1:A:450:SER:HA	1:A:453:LEU:CD2	2.13	0.79
1:A:477:LEU:HB2	1:A:555:LEU:HB3	1.64	0.79
1:B:102:GLN:O	1:B:106:GLU:HG2	1.83	0.79
1:B:244:HIS:ND1	1:B:264:LEU:HD11	1.98	0.79
1:B:451:LYS:NZ	1:B:451:LYS:H	1.77	0.79
1:B:507:GLN:HE21	1:B:563:SER:HA	1.42	0.79
1:B:1178:GLU:O	1:B:1182:ARG:CB	2.30	0.79
1:A:184:LEU:C	1:A:185:ASN:HD22	1.84	0.79
1:A:387:TYR:CA	1:A:431:ALA:HA	2.11	0.79
1:B:20:GLU:OE1	1:B:181:LYS:NZ	2.15	0.79
1:B:508:LYS:HG3	1:B:511:ARG:HH21	1.48	0.79
1:A:41:PRO:CD	1:A:207:ASN:HD21	1.85	0.79
1:A:247:GLN:HE22	1:A:416:LEU:HD22	1.46	0.79
1:A:298:TYR:HB2	1:A:301:SER:OG	1.82	0.79
1:A:458:GLY:HA3	1:A:459:LYS:HE3	1.64	0.79
1:A:511:ARG:HB3	1:A:512:GLU:OE2	1.83	0.79
1:B:242:LEU:CA	1:B:431:ALA:O	2.29	0.79
1:B:264:LEU:O	1:B:416:LEU:HB2	1.83	0.79
1:B:475:LYS:O	1:B:475:LYS:HD3	1.80	0.79
1:A:17:LEU:HD22	1:A:219:LYS:C	2.03	0.79
1:A:263:PHE:HD2	1:A:415:MET:CB	1.95	0.79
1:B:46:LEU:CD1	1:B:221:VAL:HG13	2.12	0.79
1:A:63:MET:HG2	1:A:160:TRP:NE1	1.97	0.79
1:A:142:LEU:CD2	1:A:198:HIS:HB3	2.12	0.79
1:A:244:HIS:HA	1:A:430:PHE:HA	1.64	0.79
1:B:218:TRP:HA	1:B:218:TRP:CE3	2.13	0.79
1:B:856:ASP:O	1:B:860:ASN:CB	2.31	0.79
1:A:16:SER:HB2	1:A:53:PHE:HZ	1.47	0.79
1:A:45:ASP:OD1	1:A:48:ASN:HB2	1.81	0.79
1:A:57:LEU:HB3	1:A:126:LEU:CD1	2.12	0.79
1:A:241:ARG:NH1	1:A:277:SER:O	2.16	0.79

Continued on next page...

Continued from previous page...

Atom-1	Atom-2	Interatomic distance (Å)	Clash overlap (Å)
1:B:11:ILE:HG21	1:B:62:PRO:CD	2.11	0.79
1:B:111:LEU:CB	1:B:226:TRP:HZ3	1.93	0.79
1:B:405:PRO:HB3	1:B:413:PRO:HB2	1.65	0.79
1:A:14:ILE:HG21	1:A:59:LYS:C	2.03	0.78
1:A:40:GLN:OE1	1:A:43:ALA:N	2.14	0.78
1:B:36:ARG:NH2	1:B:202:ASP:OD2	2.16	0.78
1:B:76:ALA:CB	1:B:89:LEU:HD22	2.13	0.78
1:B:250:PHE:O	1:B:265:ARG:N	2.16	0.78
1:B:264:LEU:HD21	1:B:430:PHE:CE1	2.18	0.78
1:B:459:LYS:O	1:B:462:LYS:HE3	1.83	0.78
1:B:516:LEU:HD12	1:B:516:LEU:N	1.97	0.78
1:A:14:ILE:O	1:A:223:PHE:HB3	1.82	0.78
1:A:72:PHE:HA	1:A:92:LEU:CD1	2.14	0.78
1:A:225:LYS:O	1:A:228:ASP:HB2	1.82	0.78
1:A:318:VAL:HA	1:A:353:TYR:HA	1.65	0.78
1:A:318:VAL:HG13	1:A:353:TYR:CG	2.18	0.78
1:A:373:THR:N	1:A:389:ARG:HD2	1.98	0.78
1:A:423:LEU:O	1:A:424:LYS:HB2	1.83	0.78
1:A:452:VAL:CG2	1:A:476:LEU:HD22	2.13	0.78
1:B:39:VAL:HG11	1:B:195:ALA:CB	2.08	0.78
1:B:1420:ILE:O	1:B:1424:ASN:N	2.16	0.78
1:A:405:PRO:HA	1:A:416:LEU:HA	1.66	0.78
1:A:505:GLU:N	1:A:505:GLU:OE1	2.16	0.78
1:B:263:PHE:CD1	1:B:415:MET:HE3	2.19	0.78
1:B:372:PRO:CA	1:B:388:VAL:HG12	2.14	0.78
1:B:1179:ILE:O	1:B:1183:LEU:CB	2.32	0.78
1:A:306:LYS:HB2	1:A:313:TYR:HE1	1.48	0.78
1:A:406:ILE:HD12	1:A:415:MET:HB2	1.66	0.78
1:B:305:PHE:CE1	1:B:367:ILE:HA	2.18	0.78
1:B:510:MET:HB2	1:B:515:ILE:HG23	1.64	0.78
1:B:58:PHE:CB	1:B:123:LEU:HD12	2.13	0.78
1:B:103:ASN:N	1:B:106:GLU:OE2	2.17	0.78
1:A:455:SER:C	1:A:459:LYS:CE	2.51	0.78
1:B:17:LEU:CA	1:B:46:LEU:HD11	2.13	0.78
1:B:240:VAL:HG12	1:B:434:PRO:HB3	1.66	0.78
1:B:303:PHE:C	1:B:367:ILE:HG21	2.04	0.78
1:B:433:VAL:HG12	1:B:434:PRO:HD2	1.65	0.78
1:A:57:LEU:C	1:A:126:LEU:HG	2.03	0.78
1:A:406:ILE:CD1	1:A:415:MET:HB2	2.14	0.78
1:A:450:SER:O	1:A:518:GLN:OE1	2.02	0.78
1:B:66:TYR:CE1	1:B:100:LYS:HA	2.17	0.78

Continued on next page...

Continued from previous page...

Atom-1	Atom-2	Interatomic distance (Å)	Clash overlap (Å)
1:B:229:ASN:HB3	1:B:235:LYS:HB2	1.65	0.78
1:B:395:THR:HG22	1:B:397:THR:HG22	1.66	0.78
1:A:181:LYS:CE	1:A:219:LYS:CB	2.57	0.78
1:A:227:SER:HA	1:A:230:LYS:CD	2.13	0.78
1:A:508:LYS:NZ	1:A:512:GLU:HG3	1.98	0.78
1:A:511:ARG:HD3	1:A:512:GLU:OE2	1.83	0.78
1:A:132:LEU:HA	1:A:151:LEU:HD21	1.64	0.78
1:A:389:ARG:NH1	1:A:389:ARG:HB3	1.98	0.78
1:B:121:ILE:HD11	1:B:163:ILE:HG21	1.64	0.78
1:B:226:TRP:HA	1:B:229:ASN:OD1	1.83	0.78
1:B:257:ARG:CB	1:B:259:LYS:HZ1	1.96	0.78
1:A:306:LYS:HG2	1:A:307:HIS:H	1.46	0.77
1:A:704:ASN:HA	1:A:733:TYR:HA	1.65	0.77
1:B:102:GLN:HB3	1:B:106:GLU:OE2	1.84	0.77
1:B:181:LYS:CB	1:B:218:TRP:H	1.96	0.77
1:B:251:LEU:HD21	1:B:282:TRP:CZ2	2.17	0.77
1:A:27:ILE:CD1	1:A:39:VAL:HG22	2.13	0.77
1:A:244:HIS:H	1:A:248:GLU:HA	1.49	0.77
1:B:184:LEU:HD13	1:B:193:LEU:HD22	1.65	0.77
1:B:441:ARG:NE	1:B:441:ARG:N	2.31	0.77
1:B:480:LEU:HA	1:B:483:PHE:CZ	2.19	0.77
1:A:142:LEU:HD13	1:A:208:GLU:OE2	1.84	0.77
1:A:502:PRO:HG3	1:A:562:HIS:NE2	1.99	0.77
1:B:383:PRO:O	1:B:386:SER:OG	2.00	0.77
1:B:696:VAL:O	1:B:700:TRP:CB	2.32	0.77
1:A:126:LEU:HD13	1:A:224:MET:HG2	1.64	0.77
1:A:244:HIS:CE1	1:A:428:GLU:HB3	2.19	0.77
1:B:241:ARG:N	1:B:241:ARG:HE	1.81	0.77
1:B:513:GLN:OE1	1:B:513:GLN:N	2.18	0.77
1:A:33:VAL:HG12	1:A:452:VAL:CG2	2.14	0.77
1:A:622:VAL:HA	1:A:628:PRO:HA	1.67	0.77
1:A:455:SER:O	1:A:459:LYS:CE	2.32	0.77
1:B:244:HIS:CG	1:B:264:LEU:HD11	2.20	0.77
1:B:298:TYR:HA	1:B:381:LEU:CA	2.10	0.77
1:B:404:ILE:HD12	1:B:404:ILE:N	2.00	0.77
1:A:358:VAL:HG11	1:A:366:SER:OG	1.84	0.77
1:B:224:MET:HE2	1:B:294:GLY:HA2	1.66	0.77
1:B:519:ILE:O	1:B:523:LEU:HD21	1.84	0.77
1:A:315:ALA:O	1:A:356:VAL:HG23	1.84	0.77
1:A:477:LEU:CD1	1:A:552:ILE:HD12	2.13	0.77
1:B:14:ILE:HB	1:B:223:PHE:HD2	1.49	0.77

Continued on next page...

Continued from previous page...

Atom-1	Atom-2	Interatomic distance (Å)	Clash overlap (Å)
1:B:181:LYS:HG2	1:B:219:LYS:N	1.98	0.77
1:B:507:GLN:CD	1:B:563:SER:HA	2.05	0.77
1:A:14:ILE:CG2	1:A:60:LEU:HD22	2.12	0.77
1:A:27:ILE:HG22	1:A:56:CYS:SG	2.25	0.77
1:A:65:ARG:HH22	1:A:103:ASN:HA	1.50	0.77
1:A:66:TYR:OH	1:A:100:LYS:HG2	1.84	0.77
1:A:259:LYS:HB3	1:A:259:LYS:NZ	1.97	0.77
1:A:509:LEU:HD12	1:A:513:GLN:HB2	1.67	0.77
1:B:224:MET:HB2	1:B:295:GLY:HA3	1.67	0.77
1:B:1000:GLU:CB	1:B:1006:SER:H	1.97	0.77
1:A:46:LEU:O	1:A:291:PRO:HD3	1.84	0.76
1:A:133:THR:HG23	1:A:156:ASN:OD1	1.85	0.76
1:B:458:GLY:O	1:B:462:LYS:CE	2.32	0.76
1:B:1090:ARG:CB	1:B:1093:VAL:HA	2.15	0.76
1:A:27:ILE:HD11	1:A:39:VAL:CG2	2.14	0.76
1:A:391:ARG:HD2	1:A:398:TRP:CD1	2.20	0.76
1:B:313:TYR:CZ	1:B:361:GLY:HA3	2.21	0.76
1:A:223:PHE:HE2	1:A:292:CYS:HB3	1.48	0.76
1:A:306:LYS:HG2	1:A:307:HIS:N	2.00	0.76
1:B:66:TYR:HB3	1:B:69:GLN:HG2	1.67	0.76
1:B:414:VAL:CG2	1:B:415:MET:SD	2.73	0.76
1:B:440:VAL:HB	1:B:441:ARG:CZ	2.16	0.76
1:A:55:ASP:HA	1:A:127:LYS:HD3	1.66	0.76
1:A:124:LEU:HD11	1:A:129:ASN:C	2.05	0.76
1:A:218:TRP:HA	1:A:218:TRP:CE3	2.18	0.76
1:B:251:LEU:CD1	1:B:282:TRP:HH2	1.98	0.76
1:B:473:VAL:CG2	1:B:477:LEU:HD21	2.15	0.76
1:B:864:PHE:O	1:B:868:ASN:CB	2.34	0.76
1:B:1209:GLY:O	1:B:1213:VAL:CB	2.33	0.76
1:A:12:GLY:C	1:A:111:LEU:HD21	2.06	0.76
1:A:19:ALA:HA	1:A:218:TRP:CZ3	2.20	0.76
1:B:63:MET:HE2	1:B:64:ASN:O	1.84	0.76
1:B:185:ASN:HA	1:B:191:GLN:O	1.84	0.76
1:B:392:HIS:CD2	1:B:395:THR:H	2.03	0.76
1:A:7:SER:O	1:A:178:ILE:N	2.19	0.76
1:A:15:CYS:HA	1:A:223:PHE:CB	2.15	0.76
1:A:365:SER:HA	1:A:394:CYS:CB	2.15	0.76
1:B:132:LEU:H	1:B:132:LEU:CD1	1.97	0.76
1:B:212:VAL:HG22	1:B:213:ASN:H	1.49	0.76
1:B:443:LEU:HD12	1:B:509:LEU:HD11	1.65	0.76
1:A:57:LEU:O	1:A:126:LEU:N	2.19	0.76

Continued on next page...

Continued from previous page...

Atom-1	Atom-2	Interatomic distance (Å)	Clash overlap (Å)
1:A:478:GLU:OE2	1:A:555:LEU:CD2	2.29	0.76
1:A:516:LEU:HD12	1:A:520:PHE:CE2	2.21	0.76
1:B:33:VAL:HG11	1:B:449:ALA:HA	1.66	0.76
1:A:15:CYS:HB3	1:A:222:LEU:C	2.06	0.76
1:A:510:MET:CB	1:A:516:LEU:HD23	2.16	0.76
1:A:510:MET:HB3	1:A:516:LEU:HD23	1.68	0.76
1:A:555:LEU:O	1:A:559:VAL:HG23	1.86	0.76
1:B:253:CYS:HB2	1:B:307:HIS:HE1	1.51	0.76
1:B:264:LEU:HB2	1:B:418:ILE:HD11	1.68	0.76
1:A:449:ALA:O	1:A:453:LEU:HD22	1.86	0.76
1:B:405:PRO:CB	1:B:413:PRO:HB2	2.15	0.76
1:A:233:ILE:HG21	1:A:381:LEU:CB	2.17	0.75
1:A:282:TRP:CE3	1:A:307:HIS:HA	2.22	0.75
1:A:480:LEU:HD12	1:A:480:LEU:N	2.00	0.75
1:A:511:ARG:HA	1:A:516:LEU:CD1	2.15	0.75
1:B:39:VAL:CG1	1:B:195:ALA:HB1	2.10	0.75
1:B:65:ARG:HH21	1:B:99:GLU:CD	1.88	0.75
1:B:510:MET:HB2	1:B:515:ILE:HG21	1.69	0.75
1:A:244:HIS:CD2	1:A:429:ALA:H	2.04	0.75
1:A:502:PRO:HD2	1:A:507:GLN:NE2	2.01	0.75
1:B:385:ASN:N	1:B:432:ILE:HB	2.01	0.75
1:B:400:HIS:CA	1:B:420:THR:HA	2.17	0.75
1:A:298:TYR:O	1:A:301:SER:N	2.20	0.75
1:A:304:ARG:HD3	1:A:367:ILE:CG2	2.17	0.75
1:B:33:VAL:HB	1:B:448:ASP:C	2.06	0.75
1:B:148:ARG:HG3	1:B:148:ARG:HH11	1.50	0.75
1:B:513:GLN:NE2	1:B:515:ILE:HG22	2.00	0.75
1:A:30:LEU:HB2	1:A:34:ASP:O	1.86	0.75
1:A:39:VAL:HG23	1:A:209:VAL:CG2	2.15	0.75
1:A:265:ARG:HA	1:A:416:LEU:HD12	1.68	0.75
1:A:416:LEU:O	1:A:418:ILE:HG23	1.86	0.75
1:B:44:GLY:HA3	1:B:50:PRO:N	2.02	0.75
1:B:224:MET:HG3	1:B:294:GLY:C	2.06	0.75
1:B:473:VAL:HG23	1:B:477:LEU:HD21	1.69	0.75
1:B:54:ARG:HH11	1:B:54:ARG:N	1.83	0.75
1:B:130:LYS:CD	1:B:151:LEU:HB3	2.17	0.75
1:B:138:LEU:O	1:B:148:ARG:N	2.19	0.75
1:B:407:ASP:CB	1:B:413:PRO:HA	2.17	0.75
1:A:143:GLU:CB	1:A:210:ASN:HD21	2.00	0.75
1:B:32:LEU:HD23	1:B:32:LEU:H	1.51	0.75
1:A:45:ASP:OD1	1:A:45:ASP:N	2.20	0.75

Continued on next page...

Continued from previous page...

Atom-1	Atom-2	Interatomic distance (Å)	Clash overlap (Å)
1:A:124:LEU:HB2	1:A:131:TYR:HE1	1.52	0.75
1:A:263:PHE:CD2	1:A:415:MET:SD	2.80	0.75
1:A:303:PHE:HB3	1:A:305:PHE:CE1	2.21	0.75
1:A:457:ALA:HB2	1:A:522:LEU:CG	2.17	0.75
1:B:300:ASN:O	1:B:301:SER:HB2	1.86	0.75
1:A:124:LEU:HD12	1:A:125:HIS:H	1.52	0.75
1:A:230:LYS:HA	1:A:230:LYS:CE	2.17	0.75
1:A:287:VAL:CG2	1:A:302:LEU:HB3	2.16	0.75
1:B:130:LYS:HA	1:B:153:GLU:HA	1.67	0.75
1:B:457:ALA:HA	1:B:460:LEU:HD21	1.69	0.75
1:B:49:PRO:HG2	1:B:53:PHE:CZ	2.21	0.74
1:B:277:SER:HA	1:B:508:LYS:NZ	2.01	0.74
1:A:61:CYS:SG	1:A:62:PRO:HD2	2.27	0.74
1:A:85:ASP:N	1:A:88:LEU:HD13	2.02	0.74
1:A:373:THR:HG23	1:A:389:ARG:CD	2.16	0.74
1:A:455:SER:C	1:A:459:LYS:HE2	2.07	0.74
1:B:20:GLU:CD	1:B:181:LYS:HZ3	1.88	0.74
1:A:57:LEU:HB2	1:A:126:LEU:HB2	1.70	0.74
1:A:59:LYS:HB3	1:A:126:LEU:CD2	2.16	0.74
1:A:304:ARG:NH2	1:A:363:ASP:O	2.20	0.74
1:B:223:PHE:HD1	1:B:293:ARG:HA	1.52	0.74
1:B:224:MET:CE	1:B:294:GLY:HA2	2.16	0.74
1:B:515:ILE:O	1:B:518:GLN:HB2	1.87	0.74
1:A:122:GLN:HG3	1:A:160:TRP:CD1	2.22	0.74
1:A:244:HIS:CD2	1:A:430:PHE:N	2.55	0.74
1:A:303:PHE:O	1:A:367:ILE:HG22	1.87	0.74
1:A:20:GLU:OE2	1:A:218:TRP:N	2.21	0.74
1:A:166:PHE:CZ	1:A:217:SER:HA	2.22	0.74
1:A:233:ILE:HG21	1:A:381:LEU:HB3	1.69	0.74
1:B:54:ARG:HD2	1:B:283:GLU:HG2	1.69	0.74
1:B:249:LYS:CB	1:B:266:THR:HA	2.17	0.74
1:A:244:HIS:HD2	1:A:430:PHE:N	1.86	0.74
1:B:71:GLN:HA	1:B:74:LYS:HD3	1.68	0.74
1:B:181:LYS:HA	1:B:218:TRP:C	2.08	0.74
1:B:250:PHE:HA	1:B:430:PHE:HZ	1.53	0.74
1:B:400:HIS:O	1:B:402:THR:N	2.20	0.74
1:B:473:VAL:O	1:B:477:LEU:HG	1.88	0.74
1:A:477:LEU:CD1	1:A:552:ILE:HA	2.18	0.74
1:B:54:ARG:HE	1:B:308:LEU:CD1	1.99	0.74
1:B:142:LEU:HB3	1:B:198:HIS:ND1	2.03	0.74
1:B:406:ILE:HB	1:B:415:MET:CG	2.16	0.74

Continued on next page...

Continued from previous page...

Atom-1	Atom-2	Interatomic distance (Å)	Clash overlap (Å)
1:A:12:GLY:O	1:A:111:LEU:HD21	1.88	0.74
1:A:32:LEU:CD1	1:A:445:PHE:CA	2.51	0.74
1:A:62:PRO:HG3	1:A:110:LEU:CD1	2.18	0.74
1:B:400:HIS:H	1:B:419:GLY:N	1.86	0.74
1:A:510:MET:HB3	1:A:516:LEU:CD2	2.18	0.74
1:B:191:GLN:HB3	1:B:212:VAL:CA	2.16	0.74
1:A:392:HIS:HE1	1:A:395:THR:HG23	1.52	0.74
1:B:391:ARG:HD3	1:B:398:TRP:NE1	2.02	0.74
1:B:446:ALA:HB1	1:B:513:GLN:HE21	1.53	0.74
1:B:448:ASP:O	1:B:451:LYS:CE	2.33	0.74
1:A:69:GLN:O	1:A:72:PHE:N	2.19	0.73
1:A:198:HIS:CB	1:A:208:GLU:HG3	2.17	0.73
1:A:371:ASP:HB3	1:A:389:ARG:HG3	1.68	0.73
1:B:58:PHE:HE1	1:B:125:HIS:CG	2.05	0.73
1:B:102:GLN:NE2	1:B:106:GLU:OE1	2.21	0.73
1:B:298:TYR:CB	1:B:381:LEU:HD22	2.15	0.73
1:B:304:ARG:NE	1:B:304:ARG:H	1.85	0.73
1:A:372:PRO:HA	1:A:389:ARG:CD	2.18	0.73
1:A:510:MET:SD	1:A:516:LEU:N	2.61	0.73
1:B:66:TYR:HE1	1:B:100:LYS:CA	2.00	0.73
1:B:511:ARG:HA	1:B:516:LEU:CD1	2.18	0.73
1:A:33:VAL:H	1:A:448:ASP:HB3	1.53	0.73
1:A:129:ASN:HB2	1:A:441:ARG:HH12	1.53	0.73
1:A:138:LEU:O	1:A:148:ARG:HG2	1.89	0.73
1:A:459:LYS:CD	1:A:459:LYS:H	1.93	0.73
1:A:484:VAL:O	1:A:562:HIS:NE2	2.21	0.73
1:B:147:MET:HE2	1:B:186:PRO:HG3	1.71	0.73
1:B:249:LYS:HD3	1:B:266:THR:N	2.03	0.73
1:B:286:VAL:HG13	1:B:303:PHE:HA	1.70	0.73
1:B:439:GLU:HA	1:B:442:ASP:OD2	1.88	0.73
1:A:62:PRO:CG	1:A:110:LEU:HD22	2.18	0.73
1:A:305:PHE:HD2	1:A:314:LEU:HD23	1.53	0.73
1:A:511:ARG:HA	1:A:516:LEU:HD11	1.71	0.73
1:B:243:PHE:CD1	1:B:250:PHE:HE1	2.06	0.73
1:A:505:GLU:CD	1:A:505:GLU:H	1.89	0.73
1:B:264:LEU:HB3	1:B:416:LEU:HB3	1.71	0.73
1:A:243:PHE:O	1:A:430:PHE:CD1	2.42	0.73
1:A:282:TRP:CE3	1:A:282:TRP:HA	2.23	0.73
1:A:287:VAL:HG21	1:A:302:LEU:HG	1.69	0.73
1:A:299:TRP:HZ3	1:A:370:LEU:HB2	1.54	0.73
1:A:511:ARG:HG2	1:A:516:LEU:HD11	1.71	0.73

Continued on next page...

Continued from previous page...

Atom-1	Atom-2	Interatomic distance (Å)	Clash overlap (Å)
1:A:599:LEU:CB	1:A:637:LEU:CB	2.67	0.73
1:A:738:ASN:O	1:A:740:PHE:N	2.22	0.73
1:B:458:GLY:C	1:B:462:LYS:NZ	2.40	0.73
1:B:461:GLU:N	1:B:462:LYS:NZ	2.37	0.73
1:B:1400:LEU:HA	1:B:1442:THR:HA	1.71	0.73
1:A:67:SER:O	1:A:70:LYS:CB	2.37	0.73
1:A:185:ASN:N	1:A:185:ASN:ND2	2.36	0.73
1:A:239:VAL:HG21	1:A:308:LEU:CD2	2.18	0.73
1:A:249:LYS:C	1:A:264:LEU:HD21	2.09	0.73
1:A:477:LEU:CD1	1:A:552:ILE:HG23	2.19	0.73
1:A:510:MET:SD	1:A:515:ILE:HB	2.29	0.73
1:B:186:PRO:CD	1:B:191:GLN:O	2.32	0.73
1:B:371:ASP:OD2	1:B:389:ARG:CB	2.35	0.73
1:A:69:GLN:CD	1:A:96:ALA:HA	2.09	0.73
1:A:140:ALA:H	1:A:147:MET:C	1.91	0.73
1:A:391:ARG:NH2	1:A:395:THR:O	2.21	0.73
1:B:11:ILE:HA	1:B:60:LEU:CD2	2.19	0.73
1:B:54:ARG:HG2	1:B:283:GLU:CD	2.08	0.73
1:A:181:LYS:CG	1:A:219:LYS:HA	2.17	0.73
1:B:137:ARG:CA	1:B:147:MET:HA	2.18	0.73
1:B:507:GLN:HB3	1:B:563:SER:O	1.88	0.73
1:A:156:ASN:HD21	1:A:159:SER:H	1.35	0.73
1:A:234:LEU:HD21	1:A:432:ILE:CG2	2.18	0.73
1:B:308:LEU:HD22	1:B:308:LEU:N	2.03	0.73
1:B:462:LYS:HD2	1:B:463:GLY:H	1.52	0.73
1:A:235:LYS:HE3	1:A:384:ARG:HH11	1.53	0.72
1:A:368:PHE:CE1	1:A:392:HIS:HA	2.24	0.72
1:B:32:LEU:HD12	1:B:445:PHE:CD1	2.24	0.72
1:B:461:GLU:C	1:B:462:LYS:HE2	2.08	0.72
1:A:16:SER:HB2	1:A:53:PHE:CZ	2.23	0.72
1:A:17:LEU:HD11	1:A:218:TRP:CE3	2.24	0.72
1:A:128:SER:O	1:A:130:LYS:HG3	1.88	0.72
1:A:405:PRO:CA	1:A:416:LEU:HA	2.19	0.72
1:A:406:ILE:HD12	1:A:406:ILE:H	1.54	0.72
1:B:404:ILE:CD1	1:B:417:LYS:H	2.02	0.72
1:A:454:GLY:C	1:A:459:LYS:NZ	2.39	0.72
1:B:11:ILE:HG23	1:B:61:CYS:N	2.04	0.72
1:B:221:VAL:HG21	1:B:292:CYS:CB	2.17	0.72
1:A:14:ILE:CG2	1:A:59:LYS:HA	2.18	0.72
1:A:161:PHE:CB	1:A:184:LEU:HD21	2.20	0.72
1:A:243:PHE:O	1:A:430:PHE:HD1	1.71	0.72

Continued on next page...

Continued from previous page...

Atom-1	Atom-2	Interatomic distance (Å)	Clash overlap (Å)
1:A:306:LYS:HD3	1:A:311:GLY:CA	2.19	0.72
1:B:316:ALA:HA	1:B:355:LEU:HG	1.71	0.72
1:A:11:ILE:CD1	1:A:115:ILE:HD11	2.18	0.72
1:A:373:THR:HG21	1:A:428:GLU:O	1.88	0.72
1:B:226:TRP:HD1	1:B:226:TRP:H	1.36	0.72
1:B:281:LEU:HB3	1:B:308:LEU:CD2	2.09	0.72
1:B:286:VAL:CG1	1:B:288:GLN:CG	2.68	0.72
1:B:314:LEU:HD23	1:B:314:LEU:O	1.89	0.72
1:A:306:LYS:HD3	1:A:311:GLY:HA2	1.72	0.72
1:A:316:ALA:HB1	1:A:355:LEU:CG	2.20	0.72
1:A:457:ALA:HB1	1:A:522:LEU:HA	1.72	0.72
1:A:748:GLN:CB	1:A:1074:PRO:HA	2.20	0.72
1:B:66:TYR:CB	1:B:69:GLN:HG2	2.18	0.72
1:B:96:ALA:O	1:B:99:GLU:N	2.21	0.72
1:B:166:PHE:HE1	1:B:216:THR:O	1.72	0.72
1:A:59:LYS:HB3	1:A:126:LEU:HD23	1.71	0.72
1:A:259:LYS:HE2	1:A:259:LYS:N	2.04	0.72
1:A:298:TYR:CE1	1:A:381:LEU:HD22	2.24	0.72
1:B:404:ILE:HD13	1:B:417:LYS:N	2.03	0.72
1:A:163:ILE:HD12	1:A:183:VAL:O	1.88	0.72
1:A:264:LEU:CD1	1:A:418:ILE:CD1	2.67	0.72
1:A:304:ARG:HD3	1:A:367:ILE:HG23	1.71	0.72
1:A:459:LYS:N	1:A:459:LYS:CE	2.50	0.72
1:A:465:ILE:O	1:A:469:GLU:HB3	1.89	0.72
1:B:102:GLN:C	1:B:106:GLU:HG2	2.10	0.72
1:B:130:LYS:HE3	1:B:151:LEU:HD13	1.72	0.72
1:B:137:ARG:HA	1:B:147:MET:CA	2.19	0.72
1:B:244:HIS:HB3	1:B:430:PHE:HE1	1.47	0.72
1:B:249:LYS:HD3	1:B:266:THR:H	1.55	0.72
1:B:461:GLU:N	1:B:462:LYS:HZ3	1.88	0.72
1:A:458:GLY:N	1:A:459:LYS:CE	2.52	0.72
1:B:142:LEU:CD1	1:B:200:LEU:HA	2.20	0.72
1:A:17:LEU:HD22	1:A:219:LYS:O	1.89	0.72
1:A:306:LYS:CB	1:A:313:TYR:CD1	2.72	0.72
1:A:454:GLY:HA2	1:A:522:LEU:HD11	1.71	0.72
1:B:148:ARG:HG3	1:B:148:ARG:NH1	2.03	0.72
1:B:222:LEU:HD13	1:B:223:PHE:O	1.90	0.72
1:A:265:ARG:HA	1:A:416:LEU:HG	1.71	0.71
1:B:111:LEU:HD13	1:B:226:TRP:HH2	1.54	0.71
1:B:239:VAL:CG2	1:B:281:LEU:HD22	2.19	0.71
1:B:511:ARG:HA	1:B:516:LEU:HD11	1.72	0.71

Continued on next page...

Continued from previous page...

Atom-1	Atom-2	Interatomic distance (Å)	Clash overlap (Å)
1:A:14:ILE:N	1:A:224:MET:O	2.22	0.71
1:B:222:LEU:O	1:B:293:ARG:HA	1.90	0.71
1:B:224:MET:CA	1:B:225:LYS:HD2	2.21	0.71
1:B:241:ARG:H	1:B:241:ARG:CD	2.03	0.71
1:B:299:TRP:N	1:B:381:LEU:H	1.87	0.71
1:B:856:ASP:HA	1:B:860:ASN:H	1.55	0.71
1:A:118:GLY:HA2	1:A:163:ILE:O	1.91	0.71
1:B:181:LYS:HG2	1:B:219:LYS:HB3	1.72	0.71
1:B:250:PHE:HA	1:B:430:PHE:CZ	2.24	0.71
1:B:371:ASP:OD2	1:B:398:TRP:HZ3	1.72	0.71
1:A:363:ASP:OD1	1:A:366:SER:HB2	1.90	0.71
1:A:407:ASP:H	1:A:415:MET:HG2	1.56	0.71
1:B:32:LEU:HD23	1:B:32:LEU:N	2.04	0.71
1:A:138:LEU:HB3	1:A:148:ARG:NE	2.05	0.71
1:A:218:TRP:HA	1:A:218:TRP:HE3	1.53	0.71
1:A:391:ARG:NH2	1:A:392:HIS:O	2.23	0.71
1:A:401:SER:CA	1:A:418:ILE:HB	2.12	0.71
1:B:18:TYR:C	1:B:218:TRP:HZ3	1.92	0.71
1:B:55:ASP:O	1:B:125:HIS:NE2	2.22	0.71
1:B:522:LEU:N	1:B:522:LEU:HD23	2.04	0.71
1:A:485:THR:HG22	1:A:562:HIS:HE1	1.55	0.71
1:B:32:LEU:HD12	1:B:445:PHE:HD1	1.54	0.71
1:B:385:ASN:CG	1:B:433:VAL:HG22	2.11	0.71
1:B:440:VAL:HB	1:B:441:ARG:NH2	2.06	0.71
1:B:725:GLU:HA	1:B:862:LEU:HA	1.72	0.71
1:A:32:LEU:HD12	1:A:445:PHE:HA	1.69	0.71
1:A:283:GLU:CG	1:A:306:LYS:HB3	2.19	0.71
1:A:306:LYS:HD3	1:A:311:GLY:C	2.10	0.71
1:B:450:SER:O	1:B:453:LEU:HG	1.91	0.71
1:A:9:LEU:CD1	1:A:179:GLY:H	2.03	0.71
1:A:519:ILE:O	1:A:523:LEU:HD13	1.90	0.71
1:A:769:SER:O	1:A:773:LEU:CB	2.38	0.71
1:B:130:LYS:HD3	1:B:153:GLU:OE2	1.90	0.71
1:B:503:ASN:O	1:B:507:GLN:CD	2.29	0.71
1:A:163:ILE:HD12	1:A:164:GLN:H	1.55	0.71
1:A:456:ILE:O	1:A:459:LYS:HD3	1.89	0.71
1:B:241:ARG:HD3	1:B:435:VAL:HG22	1.73	0.71
1:B:257:ARG:HB2	1:B:257:ARG:HH11	1.55	0.71
1:B:263:PHE:CD2	1:B:415:MET:HE3	2.25	0.71
1:B:509:LEU:HD12	1:B:509:LEU:O	1.91	0.71
1:A:125:HIS:O	1:A:129:ASN:CA	2.39	0.71

Continued on next page...

Continued from previous page...

Atom-1	Atom-2	Interatomic distance (Å)	Clash overlap (Å)
1:A:166:PHE:HB3	1:A:181:LYS:O	1.91	0.71
1:A:65:ARG:HH12	1:A:103:ASN:N	1.89	0.70
1:A:484:VAL:HG13	1:A:562:HIS:ND1	2.06	0.70
1:B:54:ARG:HE	1:B:308:LEU:HD12	1.55	0.70
1:B:133:THR:C	1:B:149:VAL:HG22	2.11	0.70
1:B:507:GLN:HG3	1:B:563:SER:O	1.90	0.70
1:A:70:LYS:HA	1:A:73:TRP:CD2	2.26	0.70
1:A:263:PHE:CB	1:A:415:MET:CB	2.39	0.70
1:A:264:LEU:HB3	1:A:418:ILE:HD11	1.70	0.70
1:A:477:LEU:HD11	1:A:552:ILE:CD1	2.17	0.70
1:B:110:LEU:CD1	1:B:113:THR:HG22	2.14	0.70
1:B:219:LYS:HZ2	1:B:220:ILE:N	1.89	0.70
1:B:458:GLY:C	1:B:462:LYS:HZ2	1.92	0.70
1:A:99:GLU:O	1:A:103:ASN:ND2	2.24	0.70
1:A:129:ASN:CG	1:A:441:ARG:HH12	1.94	0.70
1:A:518:GLN:HE22	1:A:522:LEU:CD1	2.03	0.70
1:B:224:MET:HG3	1:B:294:GLY:N	2.05	0.70
1:B:304:ARG:HG3	1:B:304:ARG:HH11	1.53	0.70
1:B:448:ASP:C	1:B:451:LYS:HE3	2.10	0.70
1:A:55:ASP:OD1	1:A:127:LYS:HD3	1.90	0.70
1:A:94:HIS:O	1:A:98:LEU:HG	1.90	0.70
1:A:235:LYS:HE3	1:A:384:ARG:NH1	2.06	0.70
1:A:263:PHE:CE2	1:A:414:VAL:HB	2.27	0.70
1:A:305:PHE:CZ	1:A:368:PHE:HB2	2.26	0.70
1:A:510:MET:CE	1:A:515:ILE:HG22	2.21	0.70
1:B:11:ILE:HD12	1:B:62:PRO:HG3	1.73	0.70
1:B:147:MET:CE	1:B:186:PRO:HG3	2.22	0.70
1:B:181:LYS:CE	1:B:219:LYS:CG	2.69	0.70
1:B:264:LEU:HB3	1:B:416:LEU:CB	2.21	0.70
1:A:15:CYS:HA	1:A:223:PHE:HB2	1.73	0.70
1:A:124:LEU:HB2	1:A:131:TYR:CE1	2.25	0.70
1:A:143:GLU:OE1	1:A:198:HIS:NE2	2.23	0.70
1:A:253:CYS:CB	1:A:307:HIS:CE1	2.73	0.70
1:B:181:LYS:HB3	1:B:218:TRP:H	1.56	0.70
1:B:302:LEU:HG	1:B:367:ILE:CD1	2.21	0.70
1:B:503:ASN:HB3	1:B:506:ARG:HD2	1.73	0.70
1:B:510:MET:C	1:B:516:LEU:HD11	2.12	0.70
1:A:143:GLU:HB3	1:A:210:ASN:HD21	1.55	0.70
1:A:181:LYS:NZ	1:A:219:LYS:CB	2.53	0.70
1:A:304:ARG:CZ	1:A:367:ILE:HD13	2.22	0.70
1:A:448:ASP:O	1:A:449:ALA:C	2.30	0.70

Continued on next page...

Continued from previous page...

Atom-1	Atom-2	Interatomic distance (Å)	Clash overlap (Å)
1:A:477:LEU:HD13	1:A:552:ILE:HG23	1.73	0.70
1:A:1058:ARG:O	1:A:1059:THR:CB	2.39	0.70
1:B:57:LEU:HD22	1:B:126:LEU:CD2	2.20	0.70
1:B:308:LEU:HD22	1:B:308:LEU:H	1.55	0.70
1:A:62:PRO:HD3	1:A:110:LEU:CD2	2.21	0.70
1:A:249:LYS:C	1:A:264:LEU:HD11	2.12	0.70
1:A:385:ASN:OD1	1:A:434:PRO:HD2	1.91	0.70
1:B:133:THR:HG22	1:B:152:ASP:HB3	1.73	0.70
1:B:244:HIS:CE1	1:B:247:GLN:CB	2.75	0.70
1:B:283:GLU:HB2	1:B:308:LEU:HD11	1.73	0.70
1:B:369:GLU:H	1:B:393:LEU:HD21	1.57	0.70
1:A:457:ALA:HB2	1:A:522:LEU:HB3	1.74	0.70
1:A:478:GLU:N	1:A:555:LEU:HD13	2.06	0.70
1:B:313:TYR:CD2	1:B:361:GLY:HA3	2.26	0.70
1:A:310:THR:HB	1:A:312:HIS:CE1	2.27	0.70
1:B:111:LEU:N	1:B:111:LEU:HD12	2.06	0.70
1:B:162:TYR:HB2	1:B:185:ASN:O	1.92	0.70
1:B:181:LYS:HG2	1:B:219:LYS:CB	2.22	0.70
1:B:450:SER:C	1:B:451:LYS:HZ3	1.95	0.70
1:A:62:PRO:CG	1:A:110:LEU:HD13	2.22	0.69
1:A:315:ALA:C	1:A:356:VAL:O	2.29	0.69
1:A:316:ALA:HB1	1:A:355:LEU:HA	1.74	0.69
1:A:372:PRO:CA	1:A:389:ARG:HD2	2.22	0.69
1:B:60:LEU:N	1:B:60:LEU:CD2	2.55	0.69
1:B:132:LEU:CB	1:B:149:VAL:CG1	2.70	0.69
1:B:449:ALA:HB3	1:B:515:ILE:HD13	1.74	0.69
1:A:58:PHE:CD1	1:A:125:HIS:HA	2.27	0.69
1:A:166:PHE:HE2	1:A:217:SER:CA	2.05	0.69
1:A:207:ASN:ND2	1:A:207:ASN:N	2.39	0.69
1:A:353:TYR:CD2	1:A:397:THR:CG2	2.73	0.69
1:A:1421:ALA:CB	1:A:1456:ASP:HA	2.22	0.69
1:B:14:ILE:HD12	1:B:14:ILE:H	1.57	0.69
1:B:32:LEU:HD11	1:B:444:ASP:CB	2.22	0.69
1:B:115:ILE:HD11	1:B:121:ILE:HG21	1.74	0.69
1:B:235:LYS:HA	1:B:296:ALA:CB	2.21	0.69
1:B:239:VAL:HG22	1:B:281:LEU:HD22	1.74	0.69
1:B:514:ASN:HB3	1:B:518:GLN:NE2	2.06	0.69
1:B:1129:SER:C	1:B:1133:VAL:H	1.94	0.69
1:A:56:CYS:CA	1:A:125:HIS:NE2	2.52	0.69
1:A:65:ARG:NH2	1:A:103:ASN:HA	2.06	0.69
1:A:129:ASN:CB	1:A:441:ARG:HH12	2.05	0.69

Continued on next page...

Continued from previous page...

Atom-1	Atom-2	Interatomic distance (Å)	Clash overlap (Å)
1:A:255:GLU:OE2	1:A:255:GLU:CA	2.32	0.69
1:A:478:GLU:HA	1:A:555:LEU:CD2	2.22	0.69
1:B:181:LYS:HD3	1:B:217:SER:C	2.12	0.69
1:B:299:TRP:HA	1:B:299:TRP:CE3	2.27	0.69
1:B:507:GLN:HG3	1:B:563:SER:CA	2.21	0.69
1:B:1281:PHE:O	1:B:1285:SER:N	2.25	0.69
1:A:166:PHE:CE2	1:A:217:SER:CA	2.74	0.69
1:A:250:PHE:O	1:A:264:LEU:HG	1.91	0.69
1:A:707:ILE:CB	1:A:737:LEU:CB	2.70	0.69
1:B:287:VAL:HG12	1:B:304:ARG:HH22	1.56	0.69
1:B:470:ARG:O	1:B:474:THR:HG23	1.91	0.69
1:A:1372:MET:HA	1:A:1375:ILE:CB	2.22	0.69
1:B:117:TYR:HD2	1:B:165:PRO:CD	2.03	0.69
1:B:132:LEU:CB	1:B:149:VAL:HG13	2.23	0.69
1:B:142:LEU:HD11	1:B:200:LEU:HA	1.74	0.69
1:B:391:ARG:HD3	1:B:398:TRP:HE1	1.56	0.69
1:B:397:THR:HB	1:B:422:PRO:O	1.91	0.69
1:B:456:ILE:O	1:B:460:LEU:HD13	1.92	0.69
1:B:678:GLU:HA	1:B:686:ALA:HA	1.74	0.69
1:A:108:ARG:HE	1:A:108:ARG:H	1.41	0.69
1:A:181:LYS:HE2	1:A:219:LYS:HB3	1.69	0.69
1:A:306:LYS:CB	1:A:313:TYR:HD1	2.06	0.69
1:A:315:ALA:O	1:A:356:VAL:O	2.10	0.69
1:A:457:ALA:CB	1:A:522:LEU:HD12	2.23	0.69
1:A:458:GLY:N	1:A:459:LYS:HE3	2.07	0.69
1:B:194:HIS:CD2	1:B:214:CYS:HB2	2.27	0.69
1:B:401:SER:HA	1:B:418:ILE:HG22	1.73	0.69
1:A:133:THR:CB	1:A:150:THR:O	2.29	0.69
1:A:134:VAL:HG21	1:A:186:PRO:HG2	1.75	0.69
1:A:446:ALA:HB1	1:A:513:GLN:HB3	1.74	0.69
1:A:453:LEU:CB	1:A:522:LEU:CD2	2.71	0.69
1:A:453:LEU:HD22	1:A:453:LEU:H	1.56	0.69
1:A:516:LEU:CD1	1:A:520:PHE:CZ	2.75	0.69
1:B:265:ARG:HG2	1:B:414:VAL:HB	1.74	0.69
1:B:303:PHE:N	1:B:367:ILE:HG21	2.08	0.69
1:A:16:SER:O	1:A:221:VAL:CB	2.30	0.69
1:A:19:ALA:CA	1:A:218:TRP:CZ3	2.76	0.69
1:A:60:LEU:HD13	1:A:123:LEU:CD2	2.22	0.69
1:A:86:ALA:O	1:A:90:ASN:ND2	2.25	0.69
1:A:181:LYS:CG	1:A:219:LYS:CA	2.70	0.69
1:A:242:LEU:HD23	1:A:250:PHE:HE1	1.58	0.69

Continued on next page...

Continued from previous page...

Atom-1	Atom-2	Interatomic distance (Å)	Clash overlap (Å)
1:A:246:GLU:CB	1:A:429:ALA:HB3	2.23	0.69
1:A:264:LEU:HB3	1:A:418:ILE:CD1	2.23	0.69
1:A:287:VAL:HG21	1:A:302:LEU:CG	2.22	0.69
1:A:389:ARG:HH12	1:A:428:GLU:CA	2.05	0.69
1:A:446:ALA:HB1	1:A:515:ILE:HG12	1.73	0.69
1:A:520:PHE:HA	1:A:523:LEU:CD1	2.22	0.69
1:B:11:ILE:H	1:B:113:THR:N	1.90	0.69
1:B:12:GLY:O	1:B:59:LYS:HD2	1.92	0.69
1:B:17:LEU:O	1:B:46:LEU:HD21	1.93	0.69
1:B:181:LYS:CG	1:B:219:LYS:HB3	2.23	0.69
1:B:253:CYS:CB	1:B:307:HIS:HE1	2.05	0.69
1:B:441:ARG:CZ	1:B:441:ARG:N	2.54	0.69
1:B:453:LEU:HD11	1:B:515:ILE:CD1	2.15	0.69
1:B:1454:LEU:O	1:B:1458:CYS:N	2.25	0.69
1:A:253:CYS:HB2	1:A:307:HIS:HE1	1.55	0.69
1:B:32:LEU:HB2	1:B:445:PHE:CD1	2.28	0.69
1:B:167:TYR:N	1:B:167:TYR:CD1	2.60	0.69
1:B:249:LYS:HB2	1:B:266:THR:HA	1.73	0.69
1:B:251:LEU:H	1:B:430:PHE:HZ	1.37	0.69
1:B:302:LEU:O	1:B:304:ARG:NH2	2.26	0.69
1:B:303:PHE:C	1:B:367:ILE:CG2	2.61	0.69
1:A:305:PHE:CD2	1:A:314:LEU:HD23	2.28	0.69
1:A:458:GLY:N	1:A:459:LYS:NZ	2.41	0.69
1:A:477:LEU:HB2	1:A:555:LEU:HB2	1.70	0.69
1:B:130:LYS:HB3	1:B:151:LEU:CD2	2.23	0.69
1:B:249:LYS:NZ	1:B:266:THR:OG1	2.23	0.69
1:B:361:GLY:O	1:B:366:SER:CB	2.41	0.69
1:A:117:TYR:CE2	1:A:173:GLY:N	2.59	0.68
1:A:200:LEU:HD22	1:A:203:ASN:HB2	1.72	0.68
1:A:256:HIS:H	1:A:261:HIS:CD2	2.12	0.68
1:A:705:LYS:HA	1:A:736:GLN:CB	2.22	0.68
1:B:264:LEU:HG	1:B:418:ILE:CD1	2.23	0.68
1:B:302:LEU:CG	1:B:367:ILE:HG13	2.17	0.68
1:B:476:LEU:HA	1:B:479:ASP:OD2	1.93	0.68
1:B:1133:VAL:CB	1:B:1180:LEU:CB	2.71	0.68
1:A:60:LEU:HD13	1:A:123:LEU:HD23	1.74	0.68
1:A:69:GLN:NE2	1:A:96:ALA:O	2.26	0.68
1:A:193:LEU:HD12	1:A:218:TRP:HE1	1.56	0.68
1:B:440:VAL:HB	1:B:441:ARG:NH1	2.08	0.68
1:B:769:SER:CB	1:B:782:CYS:CB	2.72	0.68
1:A:125:HIS:HB3	1:A:130:LYS:H	1.59	0.68

Continued on next page...

Continued from previous page...

Atom-1	Atom-2	Interatomic distance (Å)	Clash overlap (Å)
1:A:368:PHE:HA	1:A:393:LEU:N	2.08	0.68
1:B:33:VAL:HG11	1:B:452:VAL:HG21	1.74	0.68
1:B:131:TYR:H	1:B:153:GLU:C	1.95	0.68
1:B:257:ARG:NH1	1:B:257:ARG:HB2	2.07	0.68
1:B:438:ALA:O	1:B:442:ASP:OD1	2.10	0.68
1:A:26:PHE:CD2	1:A:53:PHE:HE2	2.11	0.68
1:B:281:LEU:CB	1:B:308:LEU:HD23	2.10	0.68
1:A:249:LYS:NZ	1:A:416:LEU:HD13	2.09	0.68
1:A:507:GLN:HE22	1:A:562:HIS:HD2	1.41	0.68
1:B:106:GLU:CG	1:B:107:ASN:OD1	2.37	0.68
1:A:244:HIS:CD2	1:A:430:PHE:CG	2.81	0.68
1:A:298:TYR:CE1	1:A:381:LEU:CB	2.75	0.68
1:A:443:LEU:CA	1:A:509:LEU:HD21	2.19	0.68
1:A:458:GLY:N	1:A:459:LYS:HZ2	1.91	0.68
1:B:71:GLN:HB2	1:B:92:LEU:CD2	2.24	0.68
1:B:399:VAL:C	1:B:420:THR:N	2.47	0.68
1:A:18:TYR:HB2	1:A:219:LYS:CE	2.22	0.68
1:A:167:TYR:CE2	1:A:181:LYS:CB	2.75	0.68
1:A:249:LYS:CB	1:A:264:LEU:CD1	2.72	0.68
1:A:459:LYS:N	1:A:459:LYS:HE3	2.09	0.68
1:A:10:HIS:CE1	1:A:114:VAL:HG22	2.28	0.68
1:A:13:ASP:CA	1:A:224:MET:O	2.41	0.68
1:A:400:HIS:O	1:A:418:ILE:HB	1.93	0.68
1:A:407:ASP:N	1:A:407:ASP:OD1	2.24	0.68
1:A:457:ALA:N	1:A:459:LYS:NZ	2.42	0.68
1:A:1287:ILE:CA	1:A:1343:VAL:CB	2.72	0.68
1:B:196:SER:C	1:B:207:ASN:HD21	1.97	0.68
1:A:17:LEU:HA	1:A:219:LYS:NZ	2.09	0.68
1:A:108:ARG:NH2	1:A:109:LYS:N	2.42	0.68
1:A:138:LEU:HD22	1:A:148:ARG:NH2	2.07	0.68
1:A:202:ASP:C	1:A:204:PRO:HD3	2.15	0.68
1:A:367:ILE:O	1:A:393:LEU:N	2.26	0.68
1:B:11:ILE:HG13	1:B:113:THR:H	1.58	0.68
1:B:241:ARG:H	1:B:241:ARG:HD3	1.59	0.68
1:B:507:GLN:HG3	1:B:563:SER:C	2.13	0.68
1:A:70:LYS:HA	1:A:73:TRP:CZ2	2.28	0.68
1:A:469:GLU:O	1:A:473:VAL:HG12	1.94	0.68
1:B:111:LEU:HD13	1:B:112:GLY:H	1.59	0.68
1:B:139:PRO:HB3	1:B:146:ALA:N	2.08	0.68
1:B:404:ILE:HD12	1:B:404:ILE:H	1.58	0.68
1:A:19:ALA:HA	1:A:218:TRP:CE3	2.29	0.67

Continued on next page...

Continued from previous page...

Atom-1	Atom-2	Interatomic distance (Å)	Clash overlap (Å)
1:A:181:LYS:CD	1:A:219:LYS:HB3	2.23	0.67
1:A:453:LEU:HB3	1:A:522:LEU:CD2	2.24	0.67
1:B:133:THR:H	1:B:152:ASP:CG	1.98	0.67
1:A:251:LEU:H	1:A:251:LEU:HD13	1.59	0.67
1:B:395:THR:CG2	1:B:397:THR:HG22	2.25	0.67
1:B:400:HIS:HB2	1:B:419:GLY:O	1.92	0.67
1:B:475:LYS:NZ	1:B:478:GLU:OE2	2.25	0.67
1:A:26:PHE:CE1	1:A:44:GLY:HA3	2.29	0.67
1:A:230:LYS:HA	1:A:230:LYS:HE2	1.76	0.67
1:B:244:HIS:CE1	1:B:247:GLN:HB3	2.29	0.67
1:A:18:TYR:HE2	1:A:26:PHE:CZ	2.12	0.67
1:A:263:PHE:HE2	1:A:414:VAL:HG23	1.59	0.67
1:A:298:TYR:O	1:A:301:SER:HB2	1.95	0.67
1:A:391:ARG:CZ	1:A:392:HIS:O	2.42	0.67
1:A:513:GLN:HE21	1:A:514:ASN:H	1.42	0.67
1:B:29:THR:CG2	1:B:125:HIS:HE1	2.07	0.67
1:B:224:MET:SD	1:B:288:GLN:CD	2.73	0.67
1:B:477:LEU:O	1:B:480:LEU:N	2.26	0.67
1:B:1434:GLU:N	1:B:1493:PRO:O	2.27	0.67
1:A:19:ALA:CA	1:A:218:TRP:HZ3	2.07	0.67
1:A:65:ARG:HH22	1:A:103:ASN:CA	2.06	0.67
1:A:400:HIS:O	1:A:418:ILE:O	2.12	0.67
1:A:457:ALA:O	1:A:460:LEU:N	2.27	0.67
1:B:243:PHE:CE1	1:B:250:PHE:HE1	2.11	0.67
1:B:297:GLY:HA2	1:B:303:PHE:CZ	2.30	0.67
1:B:1210:ALA:O	1:B:1214:VAL:CB	2.43	0.67
1:A:243:PHE:O	1:A:430:PHE:HA	1.94	0.67
1:A:369:GLU:N	1:A:393:LEU:HD13	2.09	0.67
1:B:63:MET:CG	1:B:160:TRP:CD1	2.78	0.67
1:B:107:ASN:OD1	1:B:107:ASN:N	2.28	0.67
1:B:194:HIS:HB2	1:B:210:ASN:O	1.95	0.67
1:B:373:THR:HG21	1:B:389:ARG:HE	1.58	0.67
1:A:69:GLN:HE22	1:A:100:LYS:HG3	1.60	0.67
1:A:166:PHE:H	1:A:182:VAL:HG12	1.60	0.67
1:A:259:LYS:O	1:A:261:HIS:NE2	2.28	0.67
1:A:264:LEU:CB	1:A:418:ILE:CD1	2.72	0.67
1:A:1240:PHE:O	1:A:1242:GLN:N	2.28	0.67
1:B:264:LEU:HG	1:B:418:ILE:HD11	1.77	0.67
1:B:394:CYS:SG	1:B:395:THR:N	2.67	0.67
1:B:476:LEU:HD23	1:B:477:LEU:HD23	1.77	0.67
1:A:363:ASP:OD2	1:A:366:SER:OG	2.08	0.67

Continued on next page...

Continued from previous page...

Atom-1	Atom-2	Interatomic distance (Å)	Clash overlap (Å)
1:A:406:ILE:HG13	1:A:417:LYS:HA	1.76	0.67
1:A:478:GLU:HA	1:A:555:LEU:HD22	1.77	0.67
1:B:181:LYS:CE	1:B:219:LYS:HG3	2.25	0.67
1:B:242:LEU:HD12	1:B:430:PHE:CD2	2.28	0.67
1:B:384:ARG:HD2	1:B:434:PRO:CD	2.23	0.67
1:B:440:VAL:N	1:B:441:ARG:NH2	2.43	0.67
1:B:508:LYS:HG3	1:B:511:ARG:NH2	2.09	0.67
1:A:15:CYS:SG	1:A:223:PHE:N	2.67	0.67
1:A:49:PRO:O	1:A:53:PHE:HB2	1.93	0.67
1:A:65:ARG:HH12	1:A:103:ASN:H	1.43	0.67
1:A:200:LEU:HD23	1:A:203:ASN:H	1.60	0.67
1:A:254:ASP:HB2	1:A:263:PHE:CZ	2.30	0.67
1:A:373:THR:HG23	1:A:389:ARG:NE	2.09	0.67
1:B:142:LEU:HB3	1:B:198:HIS:HD1	1.59	0.67
1:B:148:ARG:HH12	1:B:150:THR:HB	1.59	0.67
1:B:230:LYS:O	1:B:233:ILE:O	2.12	0.67
1:B:458:GLY:O	1:B:462:LYS:CD	2.43	0.67
1:B:522:LEU:C	1:B:523:LEU:HD13	2.14	0.67
1:A:247:GLN:C	1:A:249:LYS:H	1.98	0.67
1:A:478:GLU:CG	1:A:555:LEU:HD11	2.23	0.67
1:B:386:SER:O	1:B:387:TYR:HB2	1.95	0.67
1:B:407:ASP:HB2	1:B:413:PRO:CB	2.24	0.67
1:B:552:ILE:HD13	1:B:552:ILE:H	1.60	0.67
1:A:49:PRO:CD	1:A:291:PRO:HB3	2.24	0.66
1:A:305:PHE:CZ	1:A:390:LEU:HD21	2.30	0.66
1:A:1372:MET:C	1:A:1375:ILE:H	1.99	0.66
1:B:228:ASP:OD1	1:B:381:LEU:HD21	1.94	0.66
1:B:385:ASN:HA	1:B:432:ILE:H	1.59	0.66
1:B:511:ARG:N	1:B:516:LEU:HD11	2.11	0.66
1:A:9:LEU:HD12	1:A:9:LEU:N	2.08	0.66
1:A:30:LEU:HD21	1:A:38:VAL:HG11	1.76	0.66
1:A:161:PHE:CB	1:A:186:PRO:HA	2.24	0.66
1:A:240:VAL:CA	1:A:433:VAL:O	2.43	0.66
1:A:244:HIS:H	1:A:248:GLU:CA	2.08	0.66
1:A:390:LEU:O	1:A:399:VAL:HB	1.95	0.66
1:B:23:THR:HG21	1:B:41:PRO:HG3	1.77	0.66
1:B:27:ILE:CD1	1:B:209:VAL:HG11	2.25	0.66
1:B:46:LEU:HD12	1:B:219:LYS:CE	2.26	0.66
1:B:243:PHE:CD1	1:B:250:PHE:CE1	2.83	0.66
1:B:365:SER:HB2	1:B:392:HIS:NE2	2.10	0.66
1:B:403:ASN:HA	1:B:416:LEU:HD13	1.78	0.66

Continued on next page...

Continued from previous page...

Atom-1	Atom-2	Interatomic distance (Å)	Clash overlap (Å)
1:B:474:THR:HA	1:B:477:LEU:HD11	1.77	0.66
1:A:138:LEU:O	1:A:148:ARG:N	2.27	0.66
1:A:160:TRP:C	1:A:187:VAL:HG23	2.14	0.66
1:A:181:LYS:CG	1:A:219:LYS:CB	2.73	0.66
1:A:281:LEU:HD22	1:A:435:VAL:HG13	1.75	0.66
1:A:303:PHE:HB2	1:A:368:PHE:O	1.94	0.66
1:A:372:PRO:C	1:A:389:ARG:HD2	2.14	0.66
1:A:560:LEU:HD21	1:A:564:GLN:OE1	1.95	0.66
1:B:130:LYS:CB	1:B:151:LEU:HD22	2.25	0.66
1:B:198:HIS:C	1:B:200:LEU:H	1.99	0.66
1:B:297:GLY:CA	1:B:303:PHE:CE2	2.78	0.66
1:B:448:ASP:HA	1:B:451:LYS:CE	2.25	0.66
1:B:477:LEU:O	1:B:480:LEU:CD2	2.33	0.66
1:A:372:PRO:HA	1:A:389:ARG:HD2	1.77	0.66
1:A:389:ARG:HH22	1:A:430:PHE:N	1.94	0.66
1:A:507:GLN:HE22	1:A:562:HIS:CD2	2.12	0.66
1:B:148:ARG:NH1	1:B:150:THR:HB	2.10	0.66
1:B:504:ARG:HH22	1:B:567:TYR:CB	2.09	0.66
1:B:746:ASP:CB	1:B:988:TYR:HA	2.25	0.66
1:A:249:LYS:N	1:A:430:PHE:HE1	1.94	0.66
1:A:249:LYS:HB3	1:A:264:LEU:HD13	1.78	0.66
1:A:403:ASN:O	1:A:405:PRO:HD3	1.95	0.66
1:B:23:THR:CG2	1:B:41:PRO:HG3	2.26	0.66
1:B:249:LYS:CE	1:B:416:LEU:HG	2.25	0.66
1:B:1248:ASN:O	1:B:1250:GLN:N	2.28	0.66
1:A:65:ARG:HH22	1:A:103:ASN:N	1.92	0.66
1:A:523:LEU:H	1:A:523:LEU:HD22	1.60	0.66
1:B:116:GLN:O	1:B:117:TYR:HB2	1.96	0.66
1:B:316:ALA:O	1:B:392:HIS:HE1	1.78	0.66
1:B:371:ASP:OD2	1:B:398:TRP:CZ3	2.49	0.66
1:B:474:THR:HA	1:B:477:LEU:HD12	1.76	0.66
1:B:504:ARG:HA	1:B:504:ARG:HE	1.60	0.66
1:B:595:ILE:O	1:B:599:LEU:N	2.21	0.66
1:A:247:GLN:OE1	1:A:249:LYS:HE3	1.95	0.66
1:A:477:LEU:HD12	1:A:555:LEU:CD1	2.23	0.66
1:A:516:LEU:HB2	1:A:520:PHE:CE1	2.30	0.66
1:B:65:ARG:NH1	1:B:106:GLU:CD	2.49	0.66
1:B:181:LYS:CA	1:B:218:TRP:H	2.09	0.66
1:B:298:TYR:HA	1:B:381:LEU:HD13	1.75	0.66
1:B:420:THR:HG22	1:B:425:GLU:C	2.16	0.66
1:B:477:LEU:HB2	1:B:555:LEU:CG	2.25	0.66

Continued on next page...

Continued from previous page...

Atom-1	Atom-2	Interatomic distance (Å)	Clash overlap (Å)
1:B:1130:GLU:O	1:B:1217:LEU:CB	2.44	0.66
1:A:63:MET:HG3	1:A:120:VAL:HG12	1.78	0.66
1:A:400:HIS:O	1:A:418:ILE:CA	2.43	0.66
1:B:36:ARG:HG2	1:B:37:CYS:N	2.11	0.66
1:B:133:THR:HG22	1:B:152:ASP:CG	2.16	0.66
1:B:243:PHE:HB3	1:B:431:ALA:HB2	1.76	0.66
1:A:9:LEU:HD21	1:A:220:ILE:HG22	1.77	0.66
1:A:12:GLY:HA3	1:A:111:LEU:CD2	2.26	0.66
1:A:32:LEU:HD11	1:A:445:PHE:CA	2.21	0.66
1:A:985:ARG:HA	1:A:989:ARG:CB	2.26	0.66
1:B:65:ARG:O	1:B:65:ARG:NE	2.26	0.66
1:B:249:LYS:CG	1:B:264:LEU:CD1	2.71	0.66
1:B:287:VAL:HA	1:B:290:ASP:O	1.96	0.66
1:A:287:VAL:O	1:A:288:GLN:NE2	2.29	0.66
1:B:130:LYS:CE	1:B:151:LEU:HD22	2.25	0.66
1:B:194:HIS:ND1	1:B:210:ASN:O	2.28	0.66
1:B:305:PHE:O	1:B:313:TYR:CD2	2.48	0.66
1:B:400:HIS:N	1:B:419:GLY:CA	2.55	0.66
1:B:481:VAL:HG12	1:B:558:ARG:CB	2.25	0.66
1:B:504:ARG:HA	1:B:504:ARG:NE	2.10	0.66
1:A:19:ALA:HB3	1:A:24:ASN:N	2.11	0.65
1:A:219:LYS:O	1:A:219:LYS:HD3	1.96	0.65
1:A:243:PHE:HB2	1:A:248:GLU:O	1.95	0.65
1:A:281:LEU:HD22	1:A:435:VAL:CG1	2.25	0.65
1:A:518:GLN:HA	1:A:518:GLN:NE2	2.11	0.65
1:B:181:LYS:HG2	1:B:219:LYS:CA	2.25	0.65
1:A:244:HIS:CA	1:A:430:PHE:HD1	2.10	0.65
1:A:305:PHE:CE2	1:A:368:PHE:HB2	2.30	0.65
1:B:63:MET:HG3	1:B:160:TRP:NE1	2.11	0.65
1:B:132:LEU:HB2	1:B:149:VAL:HG12	1.77	0.65
1:B:255:GLU:OE2	1:B:258:LYS:HD3	1.96	0.65
1:B:264:LEU:CB	1:B:418:ILE:HD11	2.26	0.65
1:B:278:SER:OG	1:B:443:LEU:HD11	1.96	0.65
1:B:1251:ASN:CB	1:B:1283:LEU:O	2.44	0.65
1:B:1439:GLU:HA	1:B:1444:ASN:HA	1.78	0.65
1:A:156:ASN:HD21	1:A:159:SER:CB	2.09	0.65
1:A:256:HIS:N	1:A:261:HIS:CD2	2.64	0.65
1:A:769:SER:O	1:A:773:LEU:N	2.29	0.65
1:B:111:LEU:CB	1:B:226:TRP:CZ3	2.74	0.65
1:B:398:TRP:C	1:B:420:THR:H	1.98	0.65
1:B:461:GLU:H	1:B:462:LYS:NZ	1.93	0.65

Continued on next page...

Continued from previous page...

Atom-1	Atom-2	Interatomic distance (Å)	Clash overlap (Å)
1:B:511:ARG:CA	1:B:516:LEU:HD11	2.27	0.65
1:B:1095:GLN:CB	1:B:1178:GLU:CB	2.73	0.65
1:A:14:ILE:HG12	1:A:59:LYS:HB2	1.78	0.65
1:A:307:HIS:HB2	1:A:312:HIS:O	1.97	0.65
1:B:148:ARG:CZ	1:B:150:THR:HG21	2.25	0.65
1:B:1215:LEU:HA	1:B:1218:LEU:CB	2.27	0.65
1:A:55:ASP:HA	1:A:127:LYS:CD	2.27	0.65
1:A:181:LYS:HZ3	1:A:219:LYS:CD	2.09	0.65
1:A:244:HIS:HD2	1:A:430:PHE:CG	2.15	0.65
1:A:314:LEU:CD1	1:A:316:ALA:HB2	2.26	0.65
1:A:391:ARG:HA	1:A:399:VAL:CG2	2.18	0.65
1:A:450:SER:CA	1:A:518:GLN:HG3	2.27	0.65
1:A:456:ILE:C	1:A:459:LYS:CD	2.46	0.65
1:B:15:CYS:SG	1:B:223:PHE:N	2.70	0.65
1:B:183:VAL:HG12	1:B:192:PRO:HB3	1.78	0.65
1:B:372:PRO:HB3	1:B:388:VAL:HG12	1.78	0.65
1:B:1096:ALA:O	1:B:1100:VAL:N	2.28	0.65
1:A:14:ILE:CD1	1:A:224:MET:HB3	2.22	0.65
1:A:55:ASP:OD1	1:A:127:LYS:CD	2.45	0.65
1:A:125:HIS:HB2	1:A:130:LYS:O	1.95	0.65
1:A:242:LEU:CD1	1:A:251:LEU:HD21	2.21	0.65
1:B:141:LEU:HD23	1:B:141:LEU:N	2.12	0.65
1:B:150:THR:HG23	1:B:150:THR:O	1.95	0.65
1:B:399:VAL:CA	1:B:420:THR:N	2.59	0.65
1:A:251:LEU:O	1:A:251:LEU:HD22	1.96	0.65
1:B:203:ASN:ND2	1:B:206:CYS:SG	2.70	0.65
1:B:392:HIS:HE2	1:B:394:CYS:HG	0.66	0.65
1:B:399:VAL:CA	1:B:420:THR:H	2.09	0.65
1:A:72:PHE:CB	1:A:92:LEU:HD22	2.26	0.65
1:A:111:LEU:HD13	1:A:226:TRP:O	1.96	0.65
1:A:219:LYS:CE	1:A:221:VAL:HG23	2.26	0.65
1:B:61:CYS:SG	1:B:124:LEU:N	2.70	0.65
1:A:7:SER:O	1:A:178:ILE:HD13	1.96	0.65
1:A:279:LYS:O	1:A:282:TRP:CZ2	2.49	0.65
1:B:16:SER:O	1:B:220:ILE:HD13	1.96	0.65
1:B:19:ALA:HB2	1:B:218:TRP:HH2	1.62	0.65
1:B:184:LEU:O	1:B:192:PRO:HA	1.96	0.65
1:B:473:VAL:HG13	1:B:474:THR:H	1.62	0.65
1:B:560:LEU:HD22	1:B:564:GLN:CG	2.26	0.65
1:A:14:ILE:HG12	1:A:59:LYS:CB	2.27	0.65
1:A:58:PHE:HE2	1:A:123:LEU:CB	2.01	0.65

Continued on next page...

Continued from previous page...

Atom-1	Atom-2	Interatomic distance (Å)	Clash overlap (Å)
1:A:89:LEU:O	1:A:93:HIS:HB2	1.97	0.65
1:A:307:HIS:N	1:A:312:HIS:O	2.30	0.65
1:B:504:ARG:HH12	1:B:567:TYR:HA	1.62	0.65
1:B:518:GLN:N	1:B:518:GLN:HE21	1.94	0.65
1:B:616:ASP:O	1:B:620:SER:CB	2.45	0.65
1:A:56:CYS:HA	1:A:125:HIS:CE1	2.31	0.64
1:A:239:VAL:HG13	1:A:435:VAL:CG2	2.27	0.64
1:A:390:LEU:HD12	1:A:391:ARG:H	1.62	0.64
1:A:1460:ALA:CB	1:A:1466:ASP:HA	2.26	0.64
1:B:1400:LEU:HA	1:B:1442:THR:CA	2.26	0.64
1:A:34:ASP:OD1	1:A:36:ARG:NH2	2.29	0.64
1:A:225:LYS:NZ	1:A:295:GLY:HA2	2.11	0.64
1:A:502:PRO:HD3	1:A:562:HIS:NE2	2.11	0.64
1:A:518:GLN:O	1:A:522:LEU:HD22	1.96	0.64
1:B:17:LEU:HA	1:B:46:LEU:HD11	1.77	0.64
1:B:130:LYS:HD2	1:B:151:LEU:HB3	1.79	0.64
1:B:302:LEU:HD23	1:B:304:ARG:NH2	2.12	0.64
1:B:390:LEU:HD21	1:B:399:VAL:HB	1.78	0.64
1:B:682:THR:O	1:B:686:ALA:HB3	1.97	0.64
1:A:19:ALA:C	1:A:20:GLU:OE1	2.35	0.64
1:A:1250:GLN:CB	1:A:1254:LEU:CB	2.75	0.64
1:B:33:VAL:HG11	1:B:452:VAL:CG2	2.27	0.64
1:B:67:SER:O	1:B:71:GLN:HG2	1.96	0.64
1:B:277:SER:HA	1:B:508:LYS:HZ3	1.61	0.64
1:B:287:VAL:HG12	1:B:304:ARG:NH2	2.11	0.64
1:B:305:PHE:N	1:B:305:PHE:CD1	2.63	0.64
1:A:90:ASN:ND2	1:A:90:ASN:H	1.95	0.64
1:A:250:PHE:N	1:A:264:LEU:HD21	2.13	0.64
1:A:449:ALA:O	1:A:452:VAL:CG2	2.45	0.64
1:B:15:CYS:SG	1:B:223:PHE:HB2	2.38	0.64
1:B:117:TYR:CD2	1:B:165:PRO:HD3	2.27	0.64
1:B:453:LEU:HD12	1:B:518:GLN:HB2	1.80	0.64
1:A:11:ILE:HD11	1:A:115:ILE:CD1	2.24	0.64
1:A:108:ARG:CZ	1:A:108:ARG:CB	2.56	0.64
1:A:138:LEU:HB3	1:A:148:ARG:CG	2.28	0.64
1:A:247:GLN:HE22	1:A:416:LEU:CD2	2.10	0.64
1:A:391:ARG:HG2	1:A:392:HIS:N	2.13	0.64
1:A:1059:THR:CB	1:A:1098:LYS:HA	2.28	0.64
1:B:134:VAL:N	1:B:149:VAL:HG22	2.12	0.64
1:B:385:ASN:OD1	1:B:385:ASN:N	2.26	0.64
1:A:317:GLU:HG3	1:A:395:THR:HG21	1.79	0.64

Continued on next page...

Continued from previous page...

Atom-1	Atom-2	Interatomic distance (Å)	Clash overlap (Å)
1:A:387:TYR:HA	1:A:431:ALA:CB	2.27	0.64
1:A:744:CYS:HA	1:A:1077:SER:CB	2.26	0.64
1:B:18:TYR:HB3	1:B:46:LEU:HG	1.78	0.64
1:B:249:LYS:HG3	1:B:265:ARG:CA	2.26	0.64
1:B:363:ASP:O	1:B:366:SER:N	2.30	0.64
1:A:38:VAL:CB	1:A:206:CYS:HB3	2.27	0.64
1:A:69:GLN:CG	1:A:99:GLU:OE1	2.44	0.64
1:A:452:VAL:CB	1:A:476:LEU:HD22	2.27	0.64
1:B:11:ILE:HG13	1:B:113:THR:N	2.13	0.64
1:B:26:PHE:CE1	1:B:45:ASP:HA	2.32	0.64
1:B:241:ARG:O	1:B:241:ARG:NE	2.31	0.64
1:B:476:LEU:O	1:B:480:LEU:HD13	1.97	0.64
1:A:389:ARG:NH1	1:A:428:GLU:N	2.46	0.64
1:A:460:LEU:O	1:A:460:LEU:HD13	1.98	0.64
1:A:1274:GLN:HA	1:A:1330:VAL:HA	1.80	0.64
1:B:244:HIS:NE2	1:B:249:LYS:CB	2.56	0.64
1:B:298:TYR:HB3	1:B:381:LEU:CD1	2.28	0.64
1:B:443:LEU:HD12	1:B:509:LEU:CD2	2.27	0.64
1:B:477:LEU:HD12	1:B:555:LEU:HD13	1.80	0.64
1:B:482:TYR:O	1:B:482:TYR:HD1	1.81	0.64
1:A:207:ASN:N	1:A:207:ASN:HD22	1.95	0.64
1:A:516:LEU:HD13	1:A:520:PHE:HZ	1.62	0.64
1:B:72:PHE:HA	1:B:92:LEU:HB3	1.79	0.64
1:B:134:VAL:HA	1:B:149:VAL:HG23	1.80	0.64
1:B:234:LEU:N	1:B:234:LEU:HD23	2.12	0.64
1:B:478:GLU:O	1:B:481:VAL:HG22	1.98	0.64
1:A:105:THR:C	1:A:108:ARG:NH2	2.50	0.64
1:A:109:LYS:O	1:A:109:LYS:HG2	1.97	0.64
1:A:142:LEU:HD13	1:A:208:GLU:CD	2.19	0.64
1:A:216:THR:HG23	1:A:217:SER:N	2.11	0.64
1:A:230:LYS:HE2	1:A:230:LYS:CA	2.28	0.64
1:A:369:GLU:CB	1:A:393:LEU:HD11	2.18	0.64
1:A:1375:ILE:HA	1:A:1379:GLU:H	1.63	0.64
1:B:194:HIS:HE1	1:B:212:VAL:H	1.45	0.64
1:B:248:GLU:O	1:B:250:PHE:CE1	2.51	0.64
1:B:477:LEU:C	1:B:555:LEU:HD22	2.18	0.64
1:A:15:CYS:CA	1:A:223:PHE:HB2	2.28	0.63
1:A:103:ASN:O	1:A:104:GLU:O	2.15	0.63
1:A:510:MET:HE2	1:A:515:ILE:HG22	1.80	0.63
1:A:520:PHE:O	1:A:523:LEU:HD21	1.96	0.63
1:A:523:LEU:HD23	1:A:524:GLN:CD	2.19	0.63

Continued on next page...

Continued from previous page...

Atom-1	Atom-2	Interatomic distance (Å)	Clash overlap (Å)
1:B:19:ALA:HB3	1:B:24:ASN:C	2.17	0.63
1:B:133:THR:O	1:B:135:ASN:OD1	2.15	0.63
1:B:135:ASN:HB2	1:B:138:LEU:HD21	1.81	0.63
1:B:249:LYS:CA	1:B:266:THR:HA	2.28	0.63
1:B:372:PRO:CB	1:B:388:VAL:HG12	2.27	0.63
1:B:459:LYS:CA	1:B:462:LYS:HE3	2.27	0.63
1:A:20:GLU:HG2	1:A:217:SER:HB3	1.79	0.63
1:A:140:ALA:N	1:A:148:ARG:HD3	2.13	0.63
1:B:37:CYS:SG	1:B:209:VAL:CB	2.84	0.63
1:A:264:LEU:HD22	1:A:416:LEU:CD1	2.29	0.63
1:A:983:ASN:O	1:A:987:ASP:CB	2.47	0.63
1:B:242:LEU:HG	1:B:251:LEU:CD2	2.28	0.63
1:B:264:LEU:HB2	1:B:416:LEU:O	1.99	0.63
1:B:385:ASN:H	1:B:432:ILE:HB	1.62	0.63
1:B:408:LYS:HA	1:B:408:LYS:HZ2	1.64	0.63
1:B:476:LEU:CD2	1:B:477:LEU:HD23	2.28	0.63
1:A:66:TYR:HA	1:A:99:GLU:CD	2.18	0.63
1:A:249:LYS:CB	1:A:430:PHE:CZ	2.80	0.63
1:B:31:GLY:HA3	1:B:448:ASP:OD2	1.98	0.63
1:B:240:VAL:HA	1:B:434:PRO:HA	1.79	0.63
1:B:399:VAL:HA	1:B:420:THR:N	2.12	0.63
1:B:1090:ARG:CB	1:B:1177:LYS:N	2.61	0.63
1:A:96:ALA:O	1:A:100:LYS:HG3	1.98	0.63
1:A:223:PHE:CD2	1:A:292:CYS:HB3	2.33	0.63
1:A:281:LEU:HD22	1:A:435:VAL:HG22	1.81	0.63
1:A:380:SER:O	1:A:380:SER:OG	2.17	0.63
1:B:223:PHE:HD1	1:B:293:ARG:CA	2.11	0.63
1:B:251:LEU:N	1:B:430:PHE:HZ	1.95	0.63
1:B:384:ARG:HD2	1:B:434:PRO:CB	2.28	0.63
1:B:392:HIS:CD2	1:B:394:CYS:HG	2.05	0.63
1:A:33:VAL:HG12	1:A:452:VAL:HG13	1.80	0.63
1:A:198:HIS:O	1:A:208:GLU:HG2	1.98	0.63
1:A:249:LYS:CA	1:A:264:LEU:CD2	2.73	0.63
1:A:1224:LYS:HA	1:A:1271:VAL:CB	2.29	0.63
1:A:1335:VAL:CB	1:A:1385:THR:CB	2.76	0.63
1:B:34:ASP:HB3	1:B:452:VAL:CG1	2.29	0.63
1:B:390:LEU:HD11	1:B:399:VAL:CG2	2.29	0.63
1:B:449:ALA:HB1	1:B:515:ILE:CD1	2.26	0.63
1:B:522:LEU:H	1:B:522:LEU:CD2	2.12	0.63
1:A:124:LEU:HD13	1:A:131:TYR:CD1	2.34	0.63
1:A:1059:THR:CB	1:A:1098:LYS:CA	2.76	0.63

Continued on next page...

Continued from previous page...

Atom-1	Atom-2	Interatomic distance (Å)	Clash overlap (Å)
1:B:257:ARG:C	1:B:259:LYS:HE2	2.19	0.63
1:B:522:LEU:N	1:B:522:LEU:CD2	2.61	0.63
1:A:39:VAL:HG12	1:A:207:ASN:OD1	1.99	0.63
1:A:125:HIS:O	1:A:129:ASN:N	2.31	0.63
1:A:1061:LEU:O	1:A:1065:LEU:N	2.23	0.63
1:B:15:CYS:HB3	1:B:220:ILE:CG1	2.29	0.63
1:B:33:VAL:CG1	1:B:476:LEU:HD12	2.27	0.63
1:B:241:ARG:NH2	1:B:433:VAL:CG2	2.57	0.63
1:B:313:TYR:N	1:B:313:TYR:CD1	2.66	0.63
1:B:391:ARG:NH1	1:B:393:LEU:HD13	1.97	0.63
1:B:759:LEU:CB	1:B:762:ASP:CB	2.77	0.63
1:B:759:LEU:O	1:B:762:ASP:N	2.32	0.63
1:B:1288:ASN:H	1:B:1343:VAL:CB	2.11	0.63
1:A:59:LYS:HG2	1:A:124:LEU:HB3	1.79	0.62
1:A:124:LEU:HA	1:A:131:TYR:HD1	1.63	0.62
1:A:285:GLU:C	1:A:304:ARG:HB2	2.17	0.62
1:A:384:ARG:HG3	1:A:385:ASN:CG	2.19	0.62
1:A:769:SER:CB	1:A:779:ALA:HA	2.29	0.62
1:B:72:PHE:N	1:B:92:LEU:HD22	2.13	0.62
1:B:301:SER:HB3	1:B:303:PHE:CD1	2.34	0.62
1:B:401:SER:HA	1:B:418:ILE:CG2	2.28	0.62
1:A:39:VAL:N	1:A:207:ASN:O	2.25	0.62
1:A:306:LYS:HE3	1:A:313:TYR:CE1	2.34	0.62
1:A:435:VAL:HG12	1:A:440:VAL:HG22	1.79	0.62
1:B:58:PHE:CE1	1:B:125:HIS:CG	2.87	0.62
1:B:130:LYS:HG2	1:B:151:LEU:CA	2.29	0.62
1:B:138:LEU:CD1	1:B:148:ARG:HD2	2.24	0.62
1:B:241:ARG:HE	1:B:241:ARG:CA	2.11	0.62
1:B:286:VAL:HG12	1:B:288:GLN:CG	2.22	0.62
1:B:1286:GLU:O	1:B:1344:PHE:CB	2.47	0.62
1:A:20:GLU:CG	1:A:181:LYS:CE	2.76	0.62
1:A:20:GLU:CG	1:A:217:SER:CB	2.76	0.62
1:A:156:ASN:ND2	1:A:159:SER:H	1.96	0.62
1:A:160:TRP:O	1:A:187:VAL:HG23	1.98	0.62
1:A:166:PHE:CB	1:A:181:LYS:O	2.47	0.62
1:A:183:VAL:HG12	1:A:192:PRO:HA	1.82	0.62
1:A:282:TRP:CZ3	1:A:308:LEU:HD12	2.33	0.62
1:A:457:ALA:CA	1:A:459:LYS:HZ2	2.12	0.62
1:B:102:GLN:O	1:B:103:ASN:C	2.35	0.62
1:B:448:ASP:C	1:B:451:LYS:NZ	2.51	0.62
1:B:449:ALA:O	1:B:452:VAL:HG22	1.99	0.62

Continued on next page...

Continued from previous page...

Atom-1	Atom-2	Interatomic distance (Å)	Clash overlap (Å)
1:B:459:LYS:CA	1:B:462:LYS:HD3	2.20	0.62
1:B:507:GLN:HE21	1:B:563:SER:CA	2.13	0.62
1:A:281:LEU:HD22	1:A:435:VAL:CG2	2.28	0.62
1:A:484:VAL:O	1:A:502:PRO:HG3	1.99	0.62
1:A:485:THR:CG2	1:A:562:HIS:HE1	2.12	0.62
1:B:191:GLN:CB	1:B:212:VAL:HA	2.28	0.62
1:B:384:ARG:HH11	1:B:434:PRO:HD3	1.64	0.62
1:B:388:VAL:O	1:B:429:ALA:HA	2.00	0.62
1:A:63:MET:HE3	1:A:120:VAL:HG11	1.79	0.62
1:A:166:PHE:H	1:A:182:VAL:CG1	2.13	0.62
1:A:512:GLU:OE2	1:A:512:GLU:N	2.32	0.62
1:B:65:ARG:CZ	1:B:106:GLU:OE2	2.47	0.62
1:B:147:MET:SD	1:B:186:PRO:HB3	2.40	0.62
1:A:124:LEU:HA	1:A:131:TYR:CD1	2.34	0.62
1:A:133:THR:OG1	1:A:152:ASP:N	2.31	0.62
1:A:222:LEU:C	1:A:222:LEU:HD22	2.20	0.62
1:A:453:LEU:HD13	1:A:476:LEU:HD21	1.82	0.62
1:A:509:LEU:CD1	1:A:513:GLN:HB2	2.29	0.62
1:B:504:ARG:HH12	1:B:567:TYR:CA	2.11	0.62
1:B:830:LYS:O	1:B:833:PHE:N	2.32	0.62
1:B:1090:ARG:CB	1:B:1177:LYS:H	2.12	0.62
1:A:14:ILE:HG21	1:A:59:LYS:HA	1.79	0.62
1:A:106:GLU:HA	1:A:109:LYS:HZ1	1.64	0.62
1:A:167:TYR:CD2	1:A:180:ASP:OD1	2.45	0.62
1:A:263:PHE:HE2	1:A:414:VAL:CG2	2.13	0.62
1:A:281:LEU:O	1:A:282:TRP:CD2	2.51	0.62
1:B:12:GLY:HA2	1:B:59:LYS:CE	2.29	0.62
1:B:299:TRP:CZ2	1:B:379:ASP:N	2.67	0.62
1:B:406:ILE:HB	1:B:415:MET:HG3	1.80	0.62
1:B:240:VAL:HG23	1:B:240:VAL:O	1.99	0.62
1:B:384:ARG:HD2	1:B:434:PRO:HG3	1.81	0.62
1:B:459:LYS:CA	1:B:462:LYS:CE	2.78	0.62
1:B:485:THR:H	1:B:506:ARG:NH1	1.96	0.62
1:B:1421:ALA:O	1:B:1425:PHE:CB	2.48	0.62
1:A:481:VAL:CG2	1:A:555:LEU:CD2	2.77	0.62
1:A:1381:LEU:HA	1:A:1385:THR:CB	2.29	0.62
1:B:461:GLU:N	1:B:462:LYS:CE	2.63	0.62
1:A:243:PHE:CA	1:A:248:GLU:O	2.48	0.62
1:A:389:ARG:NH1	1:A:428:GLU:C	2.53	0.62
1:B:241:ARG:N	1:B:241:ARG:NE	2.48	0.62
1:B:257:ARG:HH12	1:B:408:LYS:CG	2.01	0.62

Continued on next page...

Continued from previous page...

Atom-1	Atom-2	Interatomic distance (Å)	Clash overlap (Å)
1:B:476:LEU:HD23	1:B:480:LEU:HD11	1.81	0.62
1:A:281:LEU:O	1:A:282:TRP:CE3	2.53	0.61
1:A:303:PHE:CE1	1:A:370:LEU:HD21	2.35	0.61
1:B:167:TYR:CE1	1:B:169:LEU:HD13	2.35	0.61
1:B:448:ASP:C	1:B:451:LYS:CE	2.68	0.61
1:B:462:LYS:CD	1:B:463:GLY:N	2.60	0.61
1:B:477:LEU:CB	1:B:555:LEU:HD22	2.30	0.61
1:A:32:LEU:CD1	1:A:448:ASP:HB2	2.29	0.61
1:A:61:CYS:SG	1:A:62:PRO:CD	2.89	0.61
1:A:316:ALA:HB2	1:A:355:LEU:HG	1.77	0.61
1:A:395:THR:O	1:A:397:THR:HG23	2.00	0.61
1:B:16:SER:CB	1:B:292:CYS:HB3	2.29	0.61
1:B:235:LYS:HD2	1:B:238:ASP:CG	2.19	0.61
1:B:241:ARG:CZ	1:B:433:VAL:HB	2.30	0.61
1:B:353:TYR:CE2	1:B:395:THR:HG23	2.35	0.61
1:A:9:LEU:H	1:A:9:LEU:CD1	2.09	0.61
1:A:18:TYR:HB3	1:A:219:LYS:HD2	1.81	0.61
1:A:235:LYS:CE	1:A:384:ARG:HH11	2.12	0.61
1:A:1481:ILE:O	1:A:1485:ILE:CB	2.48	0.61
1:B:193:LEU:HD23	1:B:193:LEU:C	2.20	0.61
1:B:242:LEU:HD21	1:B:282:TRP:CD2	2.35	0.61
1:B:456:ILE:HG22	1:B:460:LEU:CD1	2.30	0.61
1:A:10:HIS:NE2	1:A:114:VAL:HG22	2.15	0.61
1:A:181:LYS:HG3	1:A:219:LYS:HB2	1.82	0.61
1:A:358:VAL:CG1	1:A:366:SER:OG	2.48	0.61
1:A:417:LYS:O	1:A:418:ILE:CG1	2.48	0.61
1:B:207:ASN:ND2	1:B:208:GLU:O	2.34	0.61
1:B:253:CYS:HB2	1:B:307:HIS:CE1	2.35	0.61
1:B:384:ARG:HD2	1:B:434:PRO:HB3	1.82	0.61
1:B:477:LEU:CD1	1:B:555:LEU:HD13	2.30	0.61
1:B:759:LEU:O	1:B:761:VAL:N	2.34	0.61
1:A:317:GLU:O	1:A:353:TYR:HB3	2.00	0.61
1:A:518:GLN:HE21	1:A:518:GLN:CA	2.13	0.61
1:A:1381:LEU:O	1:A:1385:THR:O	2.18	0.61
1:B:26:PHE:CE1	1:B:46:LEU:HD23	2.35	0.61
1:B:29:THR:HG21	1:B:125:HIS:CE1	2.35	0.61
1:B:263:PHE:CE2	1:B:414:VAL:HB	2.35	0.61
1:B:286:VAL:HA	1:B:304:ARG:CD	2.30	0.61
1:B:290:ASP:CG	1:B:293:ARG:H	2.02	0.61
1:B:298:TYR:CB	1:B:381:LEU:HD13	2.30	0.61
1:B:503:ASN:CB	1:B:506:ARG:HD2	2.30	0.61

Continued on next page...

Continued from previous page...

Atom-1	Atom-2	Interatomic distance (Å)	Clash overlap (Å)
1:A:11:ILE:HG21	1:A:110:LEU:HD21	1.79	0.61
1:A:14:ILE:O	1:A:224:MET:HB2	2.00	0.61
1:A:166:PHE:N	1:A:182:VAL:HG12	2.16	0.61
1:A:175:SER:O	1:A:177:VAL:HG23	2.00	0.61
1:A:220:ILE:HD12	1:A:220:ILE:N	2.16	0.61
1:A:242:LEU:HD23	1:A:250:PHE:CE1	2.35	0.61
1:A:257:ARG:HB2	1:A:259:LYS:HE3	1.78	0.61
1:A:299:TRP:O	1:A:300:ASN:CG	2.38	0.61
1:B:19:ALA:HA	1:B:218:TRP:CH2	2.35	0.61
1:B:71:GLN:HB2	1:B:92:LEU:HD21	1.83	0.61
1:B:290:ASP:OD2	1:B:293:ARG:CA	2.47	0.61
1:B:390:LEU:CD1	1:B:399:VAL:H	2.13	0.61
1:B:416:LEU:H	1:B:416:LEU:CD2	2.14	0.61
1:B:478:GLU:OE1	1:B:478:GLU:CA	2.46	0.61
1:A:108:ARG:HH21	1:A:109:LYS:H	1.47	0.61
1:A:508:LYS:HZ2	1:A:512:GLU:HG3	1.63	0.61
1:B:11:ILE:HG13	1:B:113:THR:CG2	2.27	0.61
1:B:32:LEU:HB2	1:B:445:PHE:CE1	2.35	0.61
1:B:54:ARG:H	1:B:54:ARG:CD	2.06	0.61
1:B:100:LYS:HA	1:B:103:ASN:OD1	2.00	0.61
1:B:251:LEU:N	1:B:430:PHE:CZ	2.67	0.61
1:B:456:ILE:HD12	1:B:469:GLU:CD	2.21	0.61
1:A:179:GLY:C	1:A:220:ILE:HB	2.21	0.61
1:B:19:ALA:N	1:B:218:TRP:HZ3	1.98	0.61
1:B:121:ILE:HD11	1:B:163:ILE:CG2	2.31	0.61
1:B:195:ALA:HA	1:B:209:VAL:CG2	2.19	0.61
1:B:233:ILE:C	1:B:233:ILE:HD12	2.20	0.61
1:B:241:ARG:O	1:B:241:ARG:CZ	2.48	0.61
1:B:462:LYS:CD	1:B:463:GLY:H	2.13	0.61
1:A:244:HIS:N	1:A:430:PHE:HD1	1.99	0.61
1:A:509:LEU:O	1:A:513:GLN:HB2	2.01	0.61
1:A:1332:ALA:HB2	1:A:1376:HIS:CB	2.31	0.61
1:B:10:HIS:CE1	1:B:114:VAL:HG23	2.36	0.61
1:B:69:GLN:O	1:B:73:TRP:CB	2.49	0.61
1:B:399:VAL:CG1	1:B:419:GLY:H	2.11	0.61
1:B:449:ALA:O	1:B:452:VAL:CG2	2.49	0.61
1:A:19:ALA:HB2	1:A:218:TRP:CZ3	2.36	0.61
1:A:235:LYS:CG	1:A:238:ASP:HB2	2.26	0.61
1:A:259:LYS:O	1:A:259:LYS:HG2	1.99	0.61
1:B:38:VAL:HB	1:B:207:ASN:H	1.66	0.61
1:B:241:ARG:NH1	1:B:433:VAL:HB	2.16	0.61

Continued on next page...

Continued from previous page...

Atom-1	Atom-2	Interatomic distance (Å)	Clash overlap (Å)
1:B:289:HIS:CE1	1:B:290:ASP:HB3	2.35	0.61
1:A:117:TYR:CZ	1:A:171:SER:O	2.54	0.60
1:B:18:TYR:HD1	1:B:26:PHE:HE1	1.46	0.60
1:A:443:LEU:HD13	1:A:509:LEU:HD11	1.83	0.60
1:A:460:LEU:HD13	1:A:460:LEU:C	2.21	0.60
1:B:130:LYS:HD2	1:B:151:LEU:C	2.20	0.60
1:B:181:LYS:HE3	1:B:219:LYS:HG3	1.82	0.60
1:B:184:LEU:HD22	1:B:193:LEU:CB	2.31	0.60
1:B:236:GLY:N	1:B:296:ALA:HA	2.16	0.60
1:B:399:VAL:HG13	1:B:419:GLY:CA	2.31	0.60
1:A:168:LYS:HE2	1:A:168:LYS:HA	1.84	0.60
1:A:370:LEU:HA	1:A:390:LEU:CD1	2.27	0.60
1:B:225:LYS:HD2	1:B:225:LYS:N	2.16	0.60
1:B:302:LEU:HD23	1:B:304:ARG:HH22	1.65	0.60
1:B:312:HIS:NE2	1:B:359:PRO:HA	2.15	0.60
1:B:384:ARG:HD2	1:B:434:PRO:HD3	1.83	0.60
1:B:456:ILE:O	1:B:459:LYS:HB2	2.02	0.60
1:B:510:MET:HG2	1:B:516:LEU:CD1	2.31	0.60
1:A:138:LEU:HD22	1:A:148:ARG:HH21	1.65	0.60
1:A:243:PHE:HA	1:A:248:GLU:O	2.01	0.60
1:A:477:LEU:O	1:A:480:LEU:CD1	2.49	0.60
1:A:477:LEU:CB	1:A:555:LEU:HB3	2.30	0.60
1:A:520:PHE:O	1:A:523:LEU:CD2	2.50	0.60
1:B:131:TYR:H	1:B:153:GLU:CA	2.14	0.60
1:B:264:LEU:O	1:B:414:VAL:O	2.18	0.60
1:B:1029:ASP:O	1:B:1033:ILE:CB	2.48	0.60
1:A:123:LEU:O	1:A:131:TYR:CA	2.49	0.60
1:B:1218:LEU:CB	1:B:1234:MET:CB	2.79	0.60
1:B:1218:LEU:O	1:B:1230:MET:C	2.39	0.60
1:A:20:GLU:OE1	1:A:20:GLU:CA	2.47	0.60
1:A:166:PHE:H	1:A:182:VAL:CB	2.15	0.60
1:A:234:LEU:CD2	1:A:432:ILE:HG21	2.28	0.60
1:A:315:ALA:O	1:A:317:GLU:OE1	2.20	0.60
1:A:318:VAL:HG22	1:A:353:TYR:CE2	2.37	0.60
1:A:513:GLN:NE2	1:A:514:ASN:H	1.98	0.60
1:B:10:HIS:O	1:B:60:LEU:HD21	2.02	0.60
1:B:11:ILE:HG23	1:B:60:LEU:C	2.22	0.60
1:B:46:LEU:HD12	1:B:219:LYS:HE3	1.83	0.60
1:B:57:LEU:HD22	1:B:126:LEU:HD11	1.82	0.60
1:B:287:VAL:HG13	1:B:289:HIS:N	2.11	0.60
1:B:287:VAL:H	1:B:304:ARG:CZ	2.15	0.60

Continued on next page...

Continued from previous page...

Atom-1	Atom-2	Interatomic distance (Å)	Clash overlap (Å)
1:B:368:PHE:HA	1:B:393:LEU:CD2	2.32	0.60
1:B:385:ASN:OD1	1:B:433:VAL:CG2	2.48	0.60
1:A:14:ILE:HD13	1:A:126:LEU:HD21	1.82	0.60
1:A:181:LYS:HZ3	1:A:219:LYS:HB3	1.60	0.60
1:A:193:LEU:HD12	1:A:218:TRP:NE1	2.17	0.60
1:A:318:VAL:HG13	1:A:353:TYR:CD1	2.36	0.60
1:A:507:GLN:CD	1:A:563:SER:HA	2.22	0.60
1:A:510:MET:CG	1:A:516:LEU:HD23	2.31	0.60
1:A:1125:ILE:O	1:A:1129:SER:CB	2.50	0.60
1:B:10:HIS:HB3	1:B:112:GLY:HA3	1.83	0.60
1:B:19:ALA:CB	1:B:25:GLY:N	2.58	0.60
1:B:224:MET:O	1:B:225:LYS:O	2.20	0.60
1:B:245:ALA:HB2	1:B:387:TYR:CE2	2.36	0.60
1:B:249:LYS:CG	1:B:264:LEU:HD13	2.31	0.60
1:B:503:ASN:CG	1:B:506:ARG:HG3	2.22	0.60
1:B:520:PHE:CD1	1:B:520:PHE:O	2.55	0.60
1:A:183:VAL:CG1	1:A:192:PRO:HA	2.31	0.60
1:A:200:LEU:CD2	1:A:203:ASN:HB2	2.32	0.60
1:A:255:GLU:OE2	1:A:260:GLN:CA	2.44	0.60
1:A:287:VAL:HG21	1:A:302:LEU:HB3	1.82	0.60
1:A:298:TYR:N	1:A:301:SER:CB	2.54	0.60
1:A:1243:ASN:N	1:A:1244:PHE:HA	2.17	0.60
1:B:58:PHE:CD2	1:B:123:LEU:HD12	2.35	0.60
1:B:167:TYR:HD1	1:B:167:TYR:H	1.50	0.60
1:B:194:HIS:CE1	1:B:212:VAL:N	2.68	0.60
1:B:384:ARG:CD	1:B:434:PRO:HB3	2.32	0.60
1:B:451:LYS:CE	1:B:451:LYS:CA	2.78	0.60
1:B:475:LYS:O	1:B:478:GLU:OE1	2.19	0.60
1:A:20:GLU:CG	1:A:217:SER:HB2	2.31	0.60
1:A:163:ILE:HD13	1:A:184:LEU:HB2	1.82	0.60
1:A:229:ASN:OD1	1:A:229:ASN:N	2.30	0.60
1:A:400:HIS:CE1	1:A:423:LEU:CD1	2.84	0.60
1:A:455:SER:C	1:A:459:LYS:HZ3	2.05	0.60
1:B:143:GLU:HG2	1:B:208:GLU:OE1	2.01	0.60
1:B:480:LEU:HD21	1:B:555:LEU:HD22	1.83	0.60
1:B:1377:LEU:O	1:B:1381:LEU:CB	2.49	0.60
1:A:242:LEU:O	1:A:250:PHE:HA	2.02	0.60
1:A:308:LEU:HD12	1:A:309:ALA:N	2.13	0.60
1:A:516:LEU:HD12	1:A:520:PHE:CZ	2.35	0.60
1:A:871:ARG:HA	1:A:980:PHE:HA	1.83	0.60
1:B:18:TYR:HD1	1:B:26:PHE:CD1	2.19	0.60

Continued on next page...

Continued from previous page...

Atom-1	Atom-2	Interatomic distance (Å)	Clash overlap (Å)
1:B:133:THR:CG2	1:B:152:ASP:OD2	2.48	0.60
1:B:384:ARG:HA	1:B:432:ILE:HB	1.84	0.60
1:B:385:ASN:OD1	1:B:433:VAL:N	2.35	0.60
1:A:132:LEU:O	1:A:159:SER:HA	2.01	0.59
1:A:198:HIS:CG	1:A:208:GLU:HG3	2.36	0.59
1:B:241:ARG:HE	1:B:241:ARG:C	2.05	0.59
1:B:304:ARG:HH11	1:B:304:ARG:CG	2.15	0.59
1:B:461:GLU:H	1:B:462:LYS:HZ3	1.49	0.59
1:A:20:GLU:CD	1:A:181:LYS:NZ	2.55	0.59
1:A:367:ILE:HB	1:A:393:LEU:HD23	1.85	0.59
1:A:1377:LEU:O	1:A:1381:LEU:N	2.35	0.59
1:B:385:ASN:OD1	1:B:433:VAL:CA	2.49	0.59
1:A:20:GLU:CG	1:A:217:SER:HB3	2.33	0.59
1:A:141:LEU:N	1:A:141:LEU:HD23	2.18	0.59
1:A:239:VAL:HG22	1:A:435:VAL:CG2	2.33	0.59
1:A:240:VAL:CB	1:A:433:VAL:O	2.50	0.59
1:A:247:GLN:HB3	1:A:249:LYS:HG2	1.84	0.59
1:A:253:CYS:CB	1:A:262:VAL:HG12	2.32	0.59
1:A:372:PRO:N	1:A:389:ARG:HG2	2.16	0.59
1:A:406:ILE:HD13	1:A:415:MET:HG3	1.84	0.59
1:A:564:GLN:NE2	1:A:570:ASN:CB	2.62	0.59
1:A:1459:ARG:CB	1:A:1463:ASN:O	2.50	0.59
1:B:37:CYS:HG	1:B:209:VAL:HB	1.67	0.59
1:B:183:VAL:HG11	1:B:192:PRO:HG3	1.84	0.59
1:B:242:LEU:CD1	1:B:251:LEU:HD22	2.32	0.59
1:B:244:HIS:NE2	1:B:249:LYS:N	2.50	0.59
1:A:29:THR:OG1	1:A:125:HIS:HE1	1.84	0.59
1:A:254:ASP:H	1:A:263:PHE:HE1	1.50	0.59
1:A:306:LYS:HG3	1:A:313:TYR:CD1	2.37	0.59
1:A:365:SER:HA	1:A:394:CYS:HB3	1.84	0.59
1:A:383:PRO:HG2	1:A:386:SER:HB2	1.85	0.59
1:A:477:LEU:CB	1:A:555:LEU:CB	2.73	0.59
1:A:1127:GLU:O	1:A:1131:LEU:CB	2.50	0.59
1:B:130:LYS:HE3	1:B:151:LEU:CB	2.28	0.59
1:B:148:ARG:HH11	1:B:148:ARG:CG	2.16	0.59
1:B:196:SER:HB2	1:B:209:VAL:HA	1.84	0.59
1:B:252:THR:OG1	1:B:265:ARG:HG3	2.02	0.59
1:B:510:MET:CA	1:B:513:GLN:HE22	1.95	0.59
1:A:26:PHE:CZ	1:A:45:ASP:O	2.56	0.59
1:A:111:LEU:HD22	1:A:226:TRP:CB	2.31	0.59
1:A:227:SER:O	1:A:230:LYS:CE	2.50	0.59

Continued on next page...

Continued from previous page...

Atom-1	Atom-2	Interatomic distance (Å)	Clash overlap (Å)
1:B:116:GLN:HE22	1:B:173:GLY:CA	2.16	0.59
1:B:240:VAL:CG1	1:B:434:PRO:HB3	2.33	0.59
1:B:249:LYS:CG	1:B:264:LEU:HD12	2.30	0.59
1:B:278:SER:CB	1:B:443:LEU:HD11	2.32	0.59
1:B:400:HIS:O	1:B:418:ILE:CG2	2.47	0.59
1:B:724:LYS:CB	1:B:858:GLU:HA	2.32	0.59
1:A:57:LEU:O	1:A:126:LEU:HG	2.02	0.59
1:A:198:HIS:CB	1:A:208:GLU:CG	2.74	0.59
1:A:288:GLN:HG3	1:A:293:ARG:CB	2.32	0.59
1:A:303:PHE:CZ	1:A:370:LEU:HD21	2.37	0.59
1:A:459:LYS:HE3	1:A:459:LYS:H	1.68	0.59
1:A:481:VAL:HG13	1:A:558:ARG:CB	2.33	0.59
1:A:484:VAL:HG13	1:A:562:HIS:CE1	2.38	0.59
1:B:1031:GLU:O	1:B:1035:GLU:CB	2.50	0.59
1:B:135:ASN:CB	1:B:138:LEU:HD21	2.33	0.59
1:B:198:HIS:O	1:B:200:LEU:N	2.36	0.59
1:B:229:ASN:HB3	1:B:235:LYS:HB3	1.84	0.59
1:A:124:LEU:HD12	1:A:125:HIS:N	2.17	0.59
1:A:391:ARG:HG3	1:A:398:TRP:CG	2.37	0.59
1:B:16:SER:N	1:B:220:ILE:HD11	2.18	0.59
1:B:184:LEU:O	1:B:191:GLN:O	2.20	0.59
1:B:447:ASN:O	1:B:451:LYS:HG3	2.01	0.59
1:A:38:VAL:HB	1:A:206:CYS:CB	2.27	0.59
1:A:139:PRO:O	1:A:148:ARG:HD3	2.02	0.59
1:A:224:MET:HG3	1:A:228:ASP:OD1	2.03	0.59
1:A:282:TRP:CZ2	1:A:307:HIS:CE1	2.91	0.59
1:A:1488:THR:O	1:A:1492:SER:N	2.36	0.59
1:B:18:TYR:C	1:B:218:TRP:CZ3	2.76	0.59
1:B:54:ARG:CD	1:B:283:GLU:HG2	2.32	0.59
1:B:475:LYS:HD3	1:B:475:LYS:C	2.22	0.59
1:A:98:LEU:O	1:A:102:GLN:HB2	2.02	0.59
1:A:249:LYS:CB	1:A:264:LEU:HD13	2.33	0.59
1:A:303:PHE:HB3	1:A:305:PHE:HE1	1.64	0.59
1:A:391:ARG:HG2	1:A:392:HIS:H	1.65	0.59
1:B:99:GLU:O	1:B:103:ASN:OD1	2.21	0.59
1:B:224:MET:C	1:B:225:LYS:HD2	2.22	0.59
1:B:244:HIS:CD2	1:B:250:PHE:H	2.20	0.59
1:B:400:HIS:CB	1:B:419:GLY:C	2.71	0.59
1:A:106:GLU:HA	1:A:109:LYS:CE	2.32	0.58
1:B:12:GLY:N	1:B:60:LEU:HD23	2.18	0.58
1:B:250:PHE:O	1:B:264:LEU:HA	2.02	0.58

Continued on next page...

Continued from previous page...

Atom-1	Atom-2	Interatomic distance (Å)	Clash overlap (Å)
1:B:381:LEU:O	1:B:382:VAL:HG13	2.02	0.58
1:B:404:ILE:O	1:B:416:LEU:HD22	2.03	0.58
1:B:458:GLY:O	1:B:462:LYS:HG3	2.02	0.58
1:B:484:VAL:HG22	1:B:562:HIS:HB3	1.82	0.58
1:A:15:CYS:HA	1:A:223:PHE:HB3	1.84	0.58
1:A:117:TYR:OH	1:A:174:ASP:N	2.35	0.58
1:A:516:LEU:CD1	1:A:520:PHE:HZ	2.14	0.58
1:B:18:TYR:CD1	1:B:26:PHE:CE1	2.87	0.58
1:B:54:ARG:NH2	1:B:127:LYS:HZ3	2.01	0.58
1:B:234:LEU:HD13	1:B:238:ASP:OD2	2.03	0.58
1:A:64:ASN:HB3	1:A:122:GLN:CD	2.24	0.58
1:A:256:HIS:C	1:A:258:LYS:H	2.04	0.58
1:A:1451:GLU:O	1:A:1455:VAL:N	2.35	0.58
1:B:11:ILE:CG1	1:B:113:THR:HG23	2.30	0.58
1:B:242:LEU:CB	1:B:430:PHE:CD2	2.72	0.58
1:B:302:LEU:O	1:B:302:LEU:HD23	2.02	0.58
1:A:453:LEU:HD23	1:A:518:GLN:HG3	1.84	0.58
1:B:11:ILE:N	1:B:112:GLY:HA2	2.17	0.58
1:B:54:ARG:CG	1:B:283:GLU:HG2	2.33	0.58
1:B:63:MET:HE2	1:B:64:ASN:C	2.23	0.58
1:B:184:LEU:O	1:B:192:PRO:C	2.42	0.58
1:B:249:LYS:HA	1:B:266:THR:HA	1.84	0.58
1:B:390:LEU:HD11	1:B:399:VAL:H	1.68	0.58
1:B:510:MET:HG2	1:B:516:LEU:CD2	2.32	0.58
1:A:124:LEU:CA	1:A:131:TYR:HD1	2.16	0.58
1:A:287:VAL:HG11	1:A:302:LEU:HD23	1.84	0.58
1:A:452:VAL:HB	1:A:476:LEU:HD22	1.85	0.58
1:B:14:ILE:O	1:B:223:PHE:HB2	2.04	0.58
1:B:111:LEU:HD12	1:B:111:LEU:H	1.68	0.58
1:B:166:PHE:CE1	1:B:183:VAL:HG22	2.38	0.58
1:B:263:PHE:CZ	1:B:265:ARG:HG3	2.39	0.58
1:B:654:LYS:O	1:B:658:ASN:CB	2.51	0.58
1:B:1207:ASN:O	1:B:1211:HIS:CB	2.51	0.58
1:A:49:PRO:CG	1:A:291:PRO:CA	2.66	0.58
1:A:355:LEU:HD11	1:A:399:VAL:HG22	1.85	0.58
1:A:453:LEU:CD2	1:A:518:GLN:HB3	2.31	0.58
1:B:33:VAL:CG1	1:B:452:VAL:CG2	2.81	0.58
1:B:142:LEU:C	1:B:198:HIS:HD1	2.06	0.58
1:B:439:GLU:O	1:B:442:ASP:OD1	2.21	0.58
1:A:11:ILE:HB	1:A:113:THR:OG1	2.02	0.58
1:A:33:VAL:HG13	1:A:448:ASP:C	2.24	0.58

Continued on next page...

Continued from previous page...

Atom-1	Atom-2	Interatomic distance (Å)	Clash overlap (Å)
1:A:453:LEU:HB3	1:A:522:LEU:HD23	1.86	0.58
1:A:643:LYS:O	1:A:647:VAL:N	2.28	0.58
1:B:239:VAL:HG23	1:B:308:LEU:HD21	1.85	0.58
1:B:450:SER:OG	1:B:515:ILE:HB	2.03	0.58
1:B:506:ARG:CB	1:B:507:GLN:OE1	2.50	0.58
1:B:719:ALA:HB1	1:B:727:ARG:CB	2.34	0.58
1:B:1270:ALA:HB3	1:B:1319:GLU:CB	2.34	0.58
1:A:63:MET:HG2	1:A:160:TRP:CD1	2.39	0.58
1:A:264:LEU:C	1:A:416:LEU:HD12	2.24	0.58
1:A:281:LEU:HB3	1:A:435:VAL:CG2	2.22	0.58
1:A:315:ALA:CA	1:A:358:VAL:HG22	2.34	0.58
1:A:407:ASP:OD2	1:A:413:PRO:HB2	2.04	0.58
1:A:709:SER:O	1:A:713:ARG:CB	2.52	0.58
1:B:37:CYS:C	1:B:38:VAL:HG13	2.24	0.58
1:A:121:ILE:HD12	1:A:122:GLN:O	2.04	0.58
1:A:316:ALA:CB	1:A:355:LEU:HA	2.33	0.58
1:A:502:PRO:CG	1:A:562:HIS:NE2	2.67	0.58
1:B:11:ILE:HG23	1:B:61:CYS:CA	2.33	0.58
1:B:38:VAL:CB	1:B:206:CYS:HB3	2.34	0.58
1:B:54:ARG:HG2	1:B:283:GLU:CG	2.33	0.58
1:B:200:LEU:HD12	1:B:208:GLU:N	2.19	0.58
1:A:227:SER:O	1:A:230:LYS:HE3	2.04	0.58
1:A:233:ILE:HD12	1:A:298:TYR:CE1	2.38	0.58
1:A:416:LEU:O	1:A:418:ILE:HD13	2.04	0.58
1:B:135:ASN:CG	1:B:148:ARG:HG2	2.24	0.58
1:B:241:ARG:NE	1:B:241:ARG:CA	2.67	0.58
1:B:404:ILE:CD1	1:B:417:LYS:N	2.65	0.58
1:A:249:LYS:HD3	1:A:402:THR:N	2.18	0.57
1:A:725:GLU:CB	1:A:862:LEU:HA	2.34	0.57
1:A:1248:ASN:O	1:A:1250:GLN:N	2.37	0.57
1:B:19:ALA:HB1	1:B:23:THR:O	2.04	0.57
1:B:132:LEU:HA	1:B:152:ASP:N	2.16	0.57
1:B:222:LEU:O	1:B:293:ARG:CB	2.51	0.57
1:B:513:GLN:NE2	1:B:515:ILE:CG2	2.67	0.57
1:A:14:ILE:CG1	1:A:59:LYS:CA	2.65	0.57
1:A:17:LEU:CD1	1:A:218:TRP:CE3	2.86	0.57
1:A:104:GLU:O	1:A:108:ARG:NE	2.37	0.57
1:A:122:GLN:NE2	1:A:131:TYR:CD2	2.72	0.57
1:A:219:LYS:NZ	1:A:221:VAL:CG2	2.66	0.57
1:A:237:GLY:HA2	1:A:284:VAL:O	2.05	0.57
1:B:9:LEU:HD11	1:B:115:ILE:HG12	1.86	0.57

Continued on next page...

Continued from previous page...

Atom-1	Atom-2	Interatomic distance (Å)	Clash overlap (Å)
1:B:57:LEU:HD13	1:B:126:LEU:HD11	1.85	0.57
1:B:223:PHE:HA	1:B:293:ARG:CA	2.32	0.57
1:B:263:PHE:HE2	1:B:414:VAL:HB	1.69	0.57
1:B:746:ASP:CB	1:B:987:ASP:O	2.52	0.57
1:A:13:ASP:CB	1:A:225:LYS:HA	2.33	0.57
1:A:304:ARG:CD	1:A:367:ILE:HG23	2.33	0.57
1:A:1316:VAL:CB	1:A:1326:CYS:CB	2.82	0.57
1:B:11:ILE:CG2	1:B:61:CYS:HA	2.34	0.57
1:A:18:TYR:HE2	1:A:26:PHE:CE1	2.22	0.57
1:A:106:GLU:CD	1:A:109:LYS:HZ1	2.08	0.57
1:A:256:HIS:O	1:A:259:LYS:CE	2.50	0.57
1:A:314:LEU:C	1:A:358:VAL:HG22	2.24	0.57
1:A:369:GLU:H	1:A:393:LEU:HD13	1.68	0.57
1:A:481:VAL:HG21	1:A:555:LEU:CD2	2.35	0.57
1:B:11:ILE:CA	1:B:60:LEU:HD23	2.32	0.57
1:B:167:TYR:CD1	1:B:169:LEU:HD13	2.39	0.57
1:B:453:LEU:HD23	1:B:453:LEU:H	1.68	0.57
1:B:469:GLU:O	1:B:473:VAL:HG12	2.03	0.57
1:B:516:LEU:HD23	1:B:563:SER:HB3	1.85	0.57
1:A:59:LYS:HE2	1:A:124:LEU:HD23	1.87	0.57
1:A:65:ARG:HH22	1:A:102:GLN:C	2.07	0.57
1:A:264:LEU:O	1:A:416:LEU:HD12	2.04	0.57
1:B:63:MET:SD	1:B:63:MET:C	2.83	0.57
1:B:184:LEU:O	1:B:192:PRO:CA	2.53	0.57
1:B:399:VAL:HG13	1:B:419:GLY:HA2	1.86	0.57
1:B:407:ASP:C	1:B:408:LYS:HZ2	2.07	0.57
1:B:449:ALA:N	1:B:451:LYS:HZ1	2.02	0.57
1:B:847:VAL:CB	1:B:898:VAL:N	2.67	0.57
1:A:306:LYS:CA	1:A:313:TYR:HD1	2.18	0.57
1:A:318:VAL:HG12	1:A:352:VAL:O	2.04	0.57
1:A:389:ARG:NH1	1:A:428:GLU:CA	2.68	0.57
1:A:1285:SER:HA	1:A:1292:VAL:CB	2.34	0.57
1:B:66:TYR:O	1:B:69:GLN:HG2	2.05	0.57
1:B:222:LEU:O	1:B:293:ARG:CA	2.52	0.57
1:B:297:GLY:HA3	1:B:303:PHE:CE2	2.40	0.57
1:A:368:PHE:CA	1:A:393:LEU:HD22	2.33	0.57
1:A:1322:PHE:O	1:A:1323:ILE:CB	2.53	0.57
1:B:221:VAL:CG2	1:B:292:CYS:HB2	2.23	0.57
1:B:249:LYS:CG	1:B:265:ARG:N	2.59	0.57
1:B:286:VAL:HG21	1:B:303:PHE:CZ	2.39	0.57
1:B:1090:ARG:CB	1:B:1177:LYS:CB	2.82	0.57

Continued on next page...

Continued from previous page...

Atom-1	Atom-2	Interatomic distance (Å)	Clash overlap (Å)
1:A:288:GLN:CG	1:A:293:ARG:CB	2.83	0.57
1:A:386:SER:O	1:A:388:VAL:HG22	2.04	0.57
1:A:406:ILE:N	1:A:417:LYS:HG2	2.19	0.57
1:B:11:ILE:O	1:B:111:LEU:O	2.23	0.57
1:B:57:LEU:HB3	1:B:126:LEU:HG	1.87	0.57
1:B:142:LEU:CB	1:B:198:HIS:HD1	2.17	0.57
1:B:196:SER:HB3	1:B:208:GLU:C	2.24	0.57
1:B:242:LEU:N	1:B:242:LEU:HD23	2.19	0.57
1:B:249:LYS:HA	1:B:266:THR:CA	2.35	0.57
1:B:404:ILE:H	1:B:416:LEU:HD13	1.70	0.57
1:B:503:ASN:HB3	1:B:506:ARG:CD	2.34	0.57
1:A:117:TYR:CE2	1:A:171:SER:O	2.58	0.57
1:A:181:LYS:O	1:A:182:VAL:CG1	2.52	0.57
1:A:364:ILE:O	1:A:394:CYS:SG	2.50	0.57
1:A:364:ILE:HD12	1:A:367:ILE:HD11	1.86	0.57
1:A:447:ASN:HA	1:A:450:SER:OG	2.05	0.57
1:B:249:LYS:HG2	1:B:264:LEU:HB3	1.85	0.57
1:B:301:SER:CB	1:B:303:PHE:CE1	2.88	0.57
1:A:41:PRO:HG3	1:A:207:ASN:OD1	2.05	0.57
1:A:126:LEU:HD11	1:A:224:MET:HG2	1.86	0.57
1:A:168:LYS:HA	1:A:168:LYS:CE	2.34	0.57
1:A:251:LEU:N	1:A:264:LEU:HG	2.20	0.57
1:A:368:PHE:CG	1:A:392:HIS:HA	2.39	0.57
1:A:391:ARG:HH22	1:A:395:THR:C	2.07	0.57
1:A:1313:GLN:O	1:A:1323:ILE:HA	2.05	0.57
1:B:16:SER:O	1:B:220:ILE:HA	2.05	0.57
1:B:220:ILE:HD12	1:B:221:VAL:N	2.20	0.57
1:B:399:VAL:HA	1:B:420:THR:H	1.68	0.57
1:A:146:ALA:HB3	1:A:210:ASN:HD22	1.69	0.56
1:A:158:GLY:O	1:A:186:PRO:HB3	2.05	0.56
1:A:244:HIS:CA	1:A:430:PHE:CD1	2.87	0.56
1:A:302:LEU:CD1	1:A:393:LEU:CD2	2.78	0.56
1:A:1331:MET:CB	1:A:1377:LEU:CB	2.83	0.56
1:A:1460:ALA:HB3	1:A:1466:ASP:HA	1.87	0.56
1:B:185:ASN:ND2	1:B:192:PRO:HD3	2.20	0.56
1:B:241:ARG:H	1:B:241:ARG:NE	2.03	0.56
1:B:245:ALA:HB2	1:B:387:TYR:HE2	1.70	0.56
1:B:503:ASN:ND2	1:B:506:ARG:HG3	2.20	0.56
1:B:519:ILE:HA	1:B:522:LEU:CD2	2.35	0.56
1:A:63:MET:HG2	1:A:160:TRP:CE2	2.40	0.56
1:A:156:ASN:HD21	1:A:159:SER:HB2	1.69	0.56

Continued on next page...

Continued from previous page...

Atom-1	Atom-2	Interatomic distance (Å)	Clash overlap (Å)
1:A:244:HIS:CD2	1:A:429:ALA:C	2.78	0.56
1:A:699:PHE:O	1:A:702:ASP:CB	2.52	0.56
1:B:55:ASP:N	1:B:127:LYS:HZ1	2.03	0.56
1:B:264:LEU:CB	1:B:416:LEU:HB3	2.34	0.56
1:B:298:TYR:HB3	1:B:381:LEU:HD13	1.87	0.56
1:B:451:LYS:N	1:B:451:LYS:CE	2.68	0.56
1:A:26:PHE:CD2	1:A:53:PHE:CE2	2.93	0.56
1:A:72:PHE:N	1:A:92:LEU:HD21	2.20	0.56
1:A:264:LEU:HD23	1:A:264:LEU:C	2.24	0.56
1:A:282:TRP:HE3	1:A:308:LEU:H	1.53	0.56
1:A:291:PRO:HB2	1:A:292:CYS:SG	2.45	0.56
1:A:365:SER:O	1:A:392:HIS:NE2	2.36	0.56
1:A:368:PHE:HA	1:A:393:LEU:H	1.71	0.56
1:A:417:LYS:NZ	1:A:419:GLY:HA3	2.20	0.56
1:A:443:LEU:CD1	1:A:513:GLN:HG3	2.35	0.56
1:A:457:ALA:N	1:A:459:LYS:HD3	2.16	0.56
1:B:135:ASN:HB2	1:B:138:LEU:CD2	2.36	0.56
1:B:141:LEU:H	1:B:141:LEU:CD2	2.16	0.56
1:B:363:ASP:O	1:B:366:SER:CB	2.46	0.56
1:B:523:LEU:HD13	1:B:523:LEU:N	2.21	0.56
1:A:13:ASP:C	1:A:14:ILE:CG1	2.70	0.56
1:A:259:LYS:HD2	1:A:261:HIS:CE1	2.40	0.56
1:A:282:TRP:HA	1:A:282:TRP:HE3	1.71	0.56
1:A:367:ILE:O	1:A:393:LEU:CB	2.52	0.56
1:A:373:THR:CG2	1:A:389:ARG:HD3	2.36	0.56
1:A:374:THR:O	1:A:374:THR:OG1	2.24	0.56
1:A:1300:GLU:CB	1:A:1304:ARG:CB	2.83	0.56
1:B:42:GLU:O	1:B:43:ALA:C	2.43	0.56
1:B:391:ARG:HB2	1:B:398:TRP:CE2	2.40	0.56
1:B:447:ASN:C	1:B:451:LYS:NZ	2.57	0.56
1:A:244:HIS:H	1:A:248:GLU:C	2.08	0.56
1:A:389:ARG:HH12	1:A:428:GLU:C	2.08	0.56
1:B:14:ILE:HG22	1:B:57:LEU:CD2	2.25	0.56
1:B:60:LEU:HD23	1:B:60:LEU:O	2.06	0.56
1:B:138:LEU:HD11	1:B:148:ARG:CD	2.27	0.56
1:B:181:LYS:HB3	1:B:218:TRP:N	2.20	0.56
1:B:297:GLY:CA	1:B:303:PHE:CZ	2.88	0.56
1:B:368:PHE:HA	1:B:393:LEU:HD23	1.87	0.56
1:B:1198:ARG:CB	1:B:1239:GLU:H	2.19	0.56
1:A:33:VAL:HG12	1:A:452:VAL:CG1	2.35	0.56
1:A:63:MET:HE2	1:A:120:VAL:CG1	2.35	0.56

Continued on next page...

Continued from previous page...

Atom-1	Atom-2	Interatomic distance (Å)	Clash overlap (Å)
1:A:181:LYS:O	1:A:182:VAL:HG13	2.06	0.56
1:A:453:LEU:O	1:A:522:LEU:CG	2.47	0.56
1:B:72:PHE:HB2	1:B:92:LEU:O	2.06	0.56
1:B:238:ASP:O	1:B:283:GLU:HA	2.05	0.56
1:B:355:LEU:N	1:B:417:LYS:HZ1	2.04	0.56
1:A:65:ARG:CA	1:A:160:TRP:HH2	2.13	0.56
1:A:254:ASP:O	1:A:261:HIS:HB2	2.05	0.56
1:A:401:SER:OG	1:A:430:PHE:CZ	2.54	0.56
1:A:477:LEU:HB2	1:A:555:LEU:CD1	2.35	0.56
1:B:238:ASP:H	1:B:284:VAL:HG23	1.71	0.56
1:B:363:ASP:H	1:B:366:SER:CB	2.19	0.56
1:B:1347:ASP:H	1:B:1350:SER:CB	2.19	0.56
1:A:9:LEU:HD11	1:A:179:GLY:CA	2.36	0.56
1:A:14:ILE:HG21	1:A:60:LEU:N	2.21	0.56
1:A:235:LYS:NZ	1:A:235:LYS:H	2.04	0.56
1:B:55:ASP:O	1:B:125:HIS:CD2	2.59	0.56
1:B:249:LYS:HA	1:B:265:ARG:O	2.05	0.56
1:B:443:LEU:CD1	1:B:509:LEU:CD1	2.81	0.56
1:B:514:ASN:OD1	1:B:517:LYS:CB	2.53	0.56
1:A:26:PHE:HZ	1:A:45:ASP:O	1.89	0.56
1:A:131:TYR:HB3	1:A:159:SER:OG	2.04	0.56
1:A:239:VAL:HG22	1:A:435:VAL:HG21	1.88	0.56
1:A:263:PHE:CB	1:A:406:ILE:HD13	2.36	0.56
1:A:406:ILE:HG13	1:A:417:LYS:CG	2.35	0.56
1:A:1371:LEU:CB	1:A:1374:HIS:CB	2.84	0.56
1:A:1372:MET:O	1:A:1375:ILE:N	2.38	0.56
1:B:42:GLU:O	1:B:44:GLY:N	2.39	0.56
1:B:166:PHE:CE1	1:B:216:THR:O	2.55	0.56
1:B:181:LYS:HE2	1:B:219:LYS:HG3	1.87	0.56
1:B:249:LYS:HG3	1:B:265:ARG:C	2.26	0.56
1:B:392:HIS:CD2	1:B:394:CYS:SG	2.98	0.56
1:B:518:GLN:NE2	1:B:518:GLN:CA	2.69	0.56
1:A:15:CYS:SG	1:A:222:LEU:HA	2.46	0.56
1:A:87:VAL:HG12	1:A:91:LYS:CE	2.36	0.56
1:B:11:ILE:HB	1:B:112:GLY:HA2	1.87	0.56
1:B:242:LEU:HD21	1:B:282:TRP:CE2	2.40	0.56
1:B:302:LEU:O	1:B:367:ILE:HD12	2.06	0.56
1:B:481:VAL:O	1:B:484:VAL:O	2.23	0.56
1:A:249:LYS:HB3	1:A:264:LEU:CD1	2.35	0.55
1:B:14:ILE:HB	1:B:223:PHE:HE2	1.70	0.55
1:B:33:VAL:H	1:B:448:ASP:CG	2.10	0.55

Continued on next page...

Continued from previous page...

Atom-1	Atom-2	Interatomic distance (Å)	Clash overlap (Å)
1:B:404:ILE:O	1:B:416:LEU:CA	2.51	0.55
1:B:424:LYS:HG3	1:B:425:GLU:N	2.21	0.55
1:B:1000:GLU:CB	1:B:1006:SER:CB	2.84	0.55
1:A:203:ASN:N	1:A:204:PRO:HD3	2.21	0.55
1:A:285:GLU:O	1:A:304:ARG:CB	2.44	0.55
1:A:290:ASP:CB	1:A:291:PRO:HD2	2.36	0.55
1:B:71:GLN:CB	1:B:92:LEU:HD21	2.35	0.55
1:B:233:ILE:HD12	1:B:234:LEU:O	2.06	0.55
1:B:298:TYR:HB3	1:B:381:LEU:CG	2.35	0.55
1:A:18:TYR:HE2	1:A:26:PHE:CE2	2.24	0.55
1:A:40:GLN:OE1	1:A:43:ALA:HB2	2.06	0.55
1:A:48:ASN:N	1:A:49:PRO:CD	2.64	0.55
1:A:106:GLU:HA	1:A:109:LYS:NZ	2.21	0.55
1:A:219:LYS:O	1:A:219:LYS:CD	2.55	0.55
1:B:259:LYS:NZ	1:B:261:HIS:HE1	2.03	0.55
1:A:220:ILE:N	1:A:220:ILE:CD1	2.69	0.55
1:A:1317:LYS:HA	1:A:1322:PHE:O	2.06	0.55
1:B:18:TYR:CD1	1:B:26:PHE:HE1	2.23	0.55
1:B:46:LEU:HD12	1:B:219:LYS:HE2	1.87	0.55
1:B:65:ARG:NH1	1:B:106:GLU:OE2	2.40	0.55
1:B:200:LEU:HD12	1:B:207:ASN:HA	1.89	0.55
1:B:504:ARG:NH2	1:B:567:TYR:CB	2.69	0.55
1:A:30:LEU:HD12	1:A:36:ARG:HB2	1.88	0.55
1:A:161:PHE:HA	1:A:187:VAL:N	2.22	0.55
1:A:241:ARG:CB	1:A:250:PHE:CZ	2.88	0.55
1:A:477:LEU:C	1:A:555:LEU:HD22	2.26	0.55
1:B:192:PRO:O	1:B:212:VAL:N	2.39	0.55
1:B:299:TRP:CG	1:B:380:SER:HA	2.42	0.55
1:B:458:GLY:O	1:B:462:LYS:CG	2.55	0.55
1:A:310:THR:HB	1:A:312:HIS:NE2	2.22	0.55
1:B:35:ASP:HB2	1:B:151:LEU:HD12	1.87	0.55
1:B:220:ILE:HG23	1:B:220:ILE:O	2.06	0.55
1:B:1441:TYR:O	1:B:1442:THR:CB	2.54	0.55
1:A:11:ILE:O	1:A:13:ASP:OD2	2.23	0.55
1:A:30:LEU:HB3	1:A:34:ASP:HB2	1.88	0.55
1:A:33:VAL:N	1:A:448:ASP:HB3	2.19	0.55
1:A:181:LYS:HZ3	1:A:219:LYS:CG	2.19	0.55
1:A:249:LYS:CB	1:A:264:LEU:HD11	2.37	0.55
1:A:290:ASP:OD1	1:A:291:PRO:HD2	2.07	0.55
1:A:318:VAL:HG13	1:A:353:TYR:CD2	2.41	0.55
1:A:511:ARG:CA	1:A:516:LEU:HG	2.31	0.55

Continued on next page...

Continued from previous page...

Atom-1	Atom-2	Interatomic distance (Å)	Clash overlap (Å)
1:B:71:GLN:O	1:B:74:LYS:N	2.27	0.55
1:B:194:HIS:HE1	1:B:212:VAL:N	2.02	0.55
1:B:259:LYS:HG2	1:B:261:HIS:CE1	2.41	0.55
1:B:299:TRP:H	1:B:381:LEU:H	1.55	0.55
1:B:312:HIS:HE2	1:B:359:PRO:HB3	1.72	0.55
1:B:403:ASN:CG	1:B:416:LEU:HD11	2.26	0.55
1:B:405:PRO:HB2	1:B:413:PRO:HB2	1.87	0.55
1:B:1000:GLU:CB	1:B:1006:SER:N	2.68	0.55
1:A:18:TYR:CE1	1:A:25:GLY:CA	2.90	0.55
1:A:58:PHE:CE2	1:A:123:LEU:CB	2.81	0.55
1:A:405:PRO:HA	1:A:416:LEU:CA	2.35	0.55
1:A:879:TYR:H	1:A:884:LEU:CB	2.20	0.55
1:B:40:GLN:NE2	1:B:205:GLY:O	2.40	0.55
1:B:200:LEU:HD12	1:B:207:ASN:CA	2.36	0.55
1:B:256:HIS:CE1	1:B:407:ASP:OD1	2.60	0.55
1:B:1292:VAL:CB	1:B:1344:PHE:CB	2.85	0.55
1:A:11:ILE:HG22	1:A:12:GLY:N	2.20	0.55
1:A:256:HIS:O	1:A:258:LYS:N	2.40	0.55
1:A:458:GLY:CA	1:A:459:LYS:CE	2.78	0.55
1:B:17:LEU:N	1:B:46:LEU:HD11	2.22	0.55
1:B:72:PHE:CA	1:B:92:LEU:HD13	2.35	0.55
1:B:134:VAL:HA	1:B:149:VAL:CG2	2.36	0.55
1:B:299:TRP:CD2	1:B:380:SER:HA	2.41	0.55
1:B:373:THR:HG23	1:B:389:ARG:NE	2.17	0.55
1:B:397:THR:CB	1:B:422:PRO:HA	2.37	0.55
1:B:435:VAL:CG1	1:B:439:GLU:OE2	2.55	0.55
1:B:456:ILE:HG23	1:B:469:GLU:OE1	2.07	0.55
1:A:11:ILE:HG21	1:A:110:LEU:HD11	1.88	0.55
1:A:27:ILE:O	1:A:56:CYS:HB2	2.07	0.55
1:A:263:PHE:CD2	1:A:414:VAL:O	2.60	0.55
1:A:522:LEU:HD13	1:A:522:LEU:N	2.20	0.55
1:A:1382:ALA:HB1	1:A:1423:ILE:O	2.07	0.55
1:B:130:LYS:HG2	1:B:151:LEU:HA	1.89	0.55
1:B:138:LEU:CG	1:B:148:ARG:HB3	2.22	0.55
1:B:191:GLN:HB3	1:B:212:VAL:C	2.28	0.55
1:B:242:LEU:HD21	1:B:282:TRP:CE3	2.41	0.55
1:B:313:TYR:CZ	1:B:361:GLY:CA	2.88	0.55
1:B:473:VAL:HG22	1:B:477:LEU:HD21	1.87	0.55
1:A:301:SER:O	1:A:302:LEU:CB	2.55	0.54
1:A:407:ASP:H	1:A:415:MET:CG	2.20	0.54
1:A:437:PRO:O	1:A:441:ARG:HG3	2.07	0.54

Continued on next page...

Continued from previous page...

Atom-1	Atom-2	Interatomic distance (Å)	Clash overlap (Å)
1:B:63:MET:CE	1:B:64:ASN:C	2.76	0.54
1:B:141:LEU:C	1:B:142:LEU:HD23	2.28	0.54
1:B:145:ASN:O	1:B:146:ALA:CB	2.55	0.54
1:B:224:MET:HE3	1:B:295:GLY:O	2.07	0.54
1:B:285:GLU:C	1:B:286:VAL:HG22	2.27	0.54
1:B:1206:ARG:O	1:B:1210:ALA:HB3	2.07	0.54
1:A:19:ALA:HB3	1:A:23:THR:C	2.28	0.54
1:A:256:HIS:HB3	1:A:261:HIS:NE2	2.22	0.54
1:A:365:SER:HA	1:A:394:CYS:SG	2.47	0.54
1:A:446:ALA:HB3	1:A:513:GLN:OE1	2.06	0.54
1:B:54:ARG:HD2	1:B:306:LYS:NZ	2.22	0.54
1:B:96:ALA:C	1:B:100:LYS:HE3	2.28	0.54
1:B:133:THR:N	1:B:152:ASP:HB2	2.23	0.54
1:B:387:TYR:O	1:B:388:VAL:CG1	2.51	0.54
1:A:18:TYR:H	1:A:219:LYS:HD3	1.72	0.54
1:A:33:VAL:CG1	1:A:452:VAL:HG13	2.36	0.54
1:A:59:LYS:CG	1:A:124:LEU:HB3	2.37	0.54
1:A:302:LEU:HD12	1:A:393:LEU:HD21	1.86	0.54
1:A:453:LEU:HD23	1:A:518:GLN:CD	2.27	0.54
1:A:1416:PRO:CB	1:A:1462:ASN:CB	2.86	0.54
1:B:29:THR:CG2	1:B:125:HIS:CE1	2.88	0.54
1:B:54:ARG:H	1:B:54:ARG:HH11	1.52	0.54
1:B:235:LYS:HA	1:B:296:ALA:HB2	1.90	0.54
1:B:296:ALA:O	1:B:303:PHE:HE2	1.90	0.54
1:A:20:GLU:CD	1:A:181:LYS:HZ2	2.11	0.54
1:A:33:VAL:HG21	1:A:451:LYS:HG2	1.88	0.54
1:A:166:PHE:H	1:A:182:VAL:HB	1.71	0.54
1:A:253:CYS:HG	1:A:307:HIS:CD2	2.24	0.54
1:A:481:VAL:HG21	1:A:555:LEU:HD23	1.88	0.54
1:B:7:SER:HG	1:B:178:ILE:HB	1.70	0.54
1:B:505:GLU:OE2	1:B:505:GLU:N	2.39	0.54
1:B:1218:LEU:CB	1:B:1234:MET:CA	2.86	0.54
1:B:1369:SER:O	1:B:1370:PRO:CB	2.54	0.54
1:A:146:ALA:CB	1:A:210:ASN:HD22	2.21	0.54
1:A:163:ILE:HD12	1:A:164:GLN:N	2.22	0.54
1:A:181:LYS:HZ3	1:A:219:LYS:HD2	1.71	0.54
1:A:249:LYS:HB2	1:A:264:LEU:HD11	1.89	0.54
1:A:407:ASP:O	1:A:408:LYS:HD3	2.08	0.54
1:A:1328:ASP:CB	1:A:1374:HIS:N	2.71	0.54
1:B:34:ASP:N	1:B:448:ASP:OD1	2.41	0.54
1:B:132:LEU:CB	1:B:149:VAL:HG12	2.35	0.54

Continued on next page...

Continued from previous page...

Atom-1	Atom-2	Interatomic distance (Å)	Clash overlap (Å)
1:B:254:ASP:OD1	1:B:279:LYS:NZ	2.40	0.54
1:B:263:PHE:CE2	1:B:265:ARG:HG2	2.43	0.54
1:B:1090:ARG:H	1:B:1177:LYS:H	1.54	0.54
1:A:49:PRO:O	1:A:50:PRO:O	2.26	0.54
1:A:264:LEU:HD22	1:A:416:LEU:HD12	1.89	0.54
1:A:447:ASN:C	1:A:450:SER:OG	2.44	0.54
1:A:453:LEU:HD22	1:A:453:LEU:N	2.22	0.54
1:A:621:LEU:CB	1:A:630:PHE:CB	2.85	0.54
1:B:106:GLU:HG3	1:B:107:ASN:N	2.23	0.54
1:B:244:HIS:HB3	1:B:430:PHE:CD1	2.41	0.54
1:B:298:TYR:N	1:B:381:LEU:HD13	2.21	0.54
1:B:421:SER:HB2	1:B:425:GLU:C	2.27	0.54
1:B:451:LYS:CE	1:B:452:VAL:N	2.51	0.54
1:B:1248:ASN:CB	1:B:1283:LEU:O	2.55	0.54
1:A:18:TYR:CB	1:A:219:LYS:CE	2.83	0.54
1:A:63:MET:CE	1:A:120:VAL:CG1	2.83	0.54
1:A:395:THR:C	1:A:397:THR:HG23	2.28	0.54
1:B:249:LYS:HD3	1:B:266:THR:OG1	2.08	0.54
1:B:390:LEU:CD2	1:B:399:VAL:HB	2.38	0.54
1:B:476:LEU:O	1:B:479:ASP:CB	2.53	0.54
1:B:507:GLN:NE2	1:B:563:SER:CA	2.63	0.54
1:A:164:GLN:OE1	1:A:164:GLN:N	2.40	0.54
1:A:165:PRO:HB2	1:A:170:ARG:O	2.08	0.54
1:A:166:PHE:CE2	1:A:217:SER:CB	2.91	0.54
1:A:281:LEU:O	1:A:308:LEU:HG	2.07	0.54
1:A:287:VAL:HG21	1:A:302:LEU:CB	2.38	0.54
1:A:456:ILE:HG12	1:A:473:VAL:HB	1.90	0.54
1:B:33:VAL:HG12	1:B:452:VAL:HG21	1.86	0.54
1:B:195:ALA:C	1:B:209:VAL:HG22	2.27	0.54
1:B:196:SER:HB2	1:B:210:ASN:N	2.23	0.54
1:B:238:ASP:O	1:B:284:VAL:HG22	2.08	0.54
1:B:406:ILE:C	1:B:415:MET:HG2	2.27	0.54
1:A:58:PHE:CZ	1:A:123:LEU:C	2.81	0.54
1:A:263:PHE:HE2	1:A:414:VAL:CB	2.21	0.54
1:A:456:ILE:CA	1:A:459:LYS:CD	2.79	0.54
1:A:518:GLN:NE2	1:A:518:GLN:CA	2.66	0.54
1:A:772:ASN:O	1:A:773:LEU:C	2.42	0.54
1:A:1274:GLN:O	1:A:1333:GLU:CB	2.56	0.54
1:B:203:ASN:HB3	1:B:206:CYS:CB	2.34	0.54
1:B:256:HIS:HE1	1:B:407:ASP:OD1	1.91	0.54
1:B:298:TYR:CA	1:B:381:LEU:HA	2.17	0.54

Continued on next page...

Continued from previous page...

Atom-1	Atom-2	Interatomic distance (Å)	Clash overlap (Å)
1:B:304:ARG:N	1:B:367:ILE:HG21	2.22	0.54
1:B:390:LEU:HD11	1:B:399:VAL:N	2.22	0.54
1:A:46:LEU:O	1:A:291:PRO:CD	2.54	0.54
1:A:134:VAL:HG21	1:A:186:PRO:CG	2.38	0.54
1:A:244:HIS:N	1:A:430:PHE:CD1	2.76	0.54
1:A:307:HIS:O	1:A:311:GLY:CA	2.56	0.54
1:A:1376:HIS:HA	1:A:1380:LEU:CB	2.37	0.54
1:A:1442:THR:O	1:A:1445:HIS:N	2.41	0.54
1:B:193:LEU:HA	1:B:211:SER:CB	2.38	0.54
1:B:194:HIS:CB	1:B:210:ASN:O	2.56	0.54
1:B:240:VAL:HB	1:B:433:VAL:O	2.08	0.54
1:B:316:ALA:O	1:B:392:HIS:CE1	2.61	0.54
1:B:384:ARG:HB3	1:B:433:VAL:HA	1.90	0.54
1:B:515:ILE:HA	1:B:518:GLN:HB2	1.88	0.54
1:A:63:MET:HE2	1:A:120:VAL:HG11	1.90	0.53
1:A:314:LEU:O	1:A:358:VAL:CG2	2.56	0.53
1:A:371:ASP:O	1:A:389:ARG:HG2	2.09	0.53
1:A:502:PRO:CD	1:A:562:HIS:NE2	2.71	0.53
1:B:237:GLY:CA	1:B:283:GLU:OE2	2.53	0.53
1:B:506:ARG:C	1:B:507:GLN:OE1	2.46	0.53
1:B:506:ARG:O	1:B:510:MET:SD	2.66	0.53
1:A:9:LEU:CD2	1:A:220:ILE:CG2	2.87	0.53
1:A:87:VAL:HG12	1:A:91:LYS:HE3	1.90	0.53
1:A:184:LEU:C	1:A:185:ASN:ND2	2.60	0.53
1:A:399:VAL:HA	1:A:420:THR:CB	2.38	0.53
1:B:20:GLU:CG	1:B:181:LYS:HD2	2.39	0.53
1:B:287:VAL:HG22	1:B:289:HIS:C	2.29	0.53
1:B:1032:HIS:O	1:B:1036:GLN:N	2.42	0.53
1:B:1191:SER:HA	1:B:1237:ALA:HA	1.90	0.53
1:B:1198:ARG:CB	1:B:1239:GLU:N	2.71	0.53
1:A:8:PHE:N	1:A:8:PHE:CD1	2.76	0.53
1:A:14:ILE:CG2	1:A:60:LEU:N	2.72	0.53
1:A:63:MET:HE2	1:A:160:TRP:CG	2.43	0.53
1:A:124:LEU:HD13	1:A:131:TYR:CE1	2.43	0.53
1:A:389:ARG:HB3	1:A:389:ARG:CZ	2.38	0.53
1:A:450:SER:CA	1:A:453:LEU:CD2	2.86	0.53
1:B:181:LYS:CD	1:B:218:TRP:N	2.70	0.53
1:B:481:VAL:CG1	1:B:558:ARG:CB	2.86	0.53
1:B:885:LEU:O	1:B:888:THR:N	2.37	0.53
1:A:57:LEU:CB	1:A:126:LEU:HB2	2.37	0.53
1:A:244:HIS:HA	1:A:430:PHE:HD1	1.72	0.53

Continued on next page...

Continued from previous page...

Atom-1	Atom-2	Interatomic distance (Å)	Clash overlap (Å)
1:A:373:THR:CG2	1:A:389:ARG:CD	2.85	0.53
1:A:449:ALA:O	1:A:453:LEU:CD2	2.55	0.53
1:A:477:LEU:O	1:A:480:LEU:HD12	2.08	0.53
1:A:1102:LEU:O	1:A:1103:LEU:C	2.46	0.53
1:A:1232:GLU:HA	1:A:1236:LEU:H	1.73	0.53
1:B:33:VAL:HG21	1:B:449:ALA:HB2	1.91	0.53
1:B:132:LEU:C	1:B:149:VAL:HG13	2.29	0.53
1:B:162:TYR:CD1	1:B:187:VAL:HA	2.44	0.53
1:B:316:ALA:CA	1:B:355:LEU:HG	2.37	0.53
1:B:462:LYS:CE	1:B:463:GLY:H	2.21	0.53
1:B:476:LEU:CD2	1:B:480:LEU:HD11	2.38	0.53
1:B:477:LEU:HD12	1:B:555:LEU:CD1	2.37	0.53
1:B:744:CYS:O	1:B:745:LEU:CB	2.55	0.53
1:A:373:THR:HG23	1:A:389:ARG:HD3	1.91	0.53
1:A:406:ILE:CD1	1:A:417:LYS:HA	2.39	0.53
1:B:148:ARG:HG2	1:B:148:ARG:O	2.09	0.53
1:B:244:HIS:CB	1:B:430:PHE:CE1	2.81	0.53
1:B:440:VAL:HB	1:B:441:ARG:HH22	1.72	0.53
1:A:63:MET:CG	1:A:160:TRP:CE2	2.92	0.53
1:A:117:TYR:OH	1:A:174:ASP:CB	2.53	0.53
1:A:249:LYS:HB2	1:A:264:LEU:CD1	2.39	0.53
1:A:249:LYS:HZ2	1:A:416:LEU:HD13	1.73	0.53
1:A:255:GLU:OE2	1:A:259:LYS:O	2.26	0.53
1:A:383:PRO:HG2	1:A:386:SER:OG	2.08	0.53
1:B:111:LEU:HD22	1:B:226:TRP:CZ3	2.43	0.53
1:B:139:PRO:HB3	1:B:145:ASN:C	2.29	0.53
1:B:166:PHE:CD1	1:B:183:VAL:HG22	2.43	0.53
1:B:744:CYS:C	1:B:745:LEU:O	2.47	0.53
1:A:26:PHE:CE1	1:A:50:PRO:HD2	2.43	0.53
1:A:63:MET:CG	1:A:120:VAL:HG12	2.38	0.53
1:A:100:LYS:HA	1:A:103:ASN:HD22	1.74	0.53
1:A:367:ILE:O	1:A:392:HIS:HD2	1.91	0.53
1:A:443:LEU:O	1:A:513:GLN:OE1	2.26	0.53
1:B:54:ARG:HG2	1:B:283:GLU:HG2	1.90	0.53
1:B:147:MET:CE	1:B:186:PRO:HB3	2.37	0.53
1:B:250:PHE:CA	1:B:430:PHE:HZ	2.19	0.53
1:B:253:CYS:CB	1:B:307:HIS:CE1	2.91	0.53
1:A:41:PRO:HD3	1:A:207:ASN:CG	2.25	0.53
1:A:87:VAL:CA	1:A:90:ASN:ND2	2.68	0.53
1:A:224:MET:CG	1:A:228:ASP:OD1	2.56	0.53
1:A:233:ILE:HD12	1:A:298:TYR:HE1	1.72	0.53

Continued on next page...

Continued from previous page...

Atom-1	Atom-2	Interatomic distance (Å)	Clash overlap (Å)
1:A:391:ARG:CZ	1:A:397:THR:H	2.21	0.53
1:A:481:VAL:CG2	1:A:555:LEU:HD23	2.38	0.53
1:A:1218:LEU:O	1:A:1221:PRO:O	2.26	0.53
1:B:54:ARG:HG3	1:B:283:GLU:OE2	2.08	0.53
1:B:201:VAL:HG23	1:B:202:ASP:H	1.73	0.53
1:B:242:LEU:HG	1:B:251:LEU:HD21	1.91	0.53
1:B:364:ILE:O	1:B:365:SER:OG	2.17	0.53
1:B:741:ALA:O	1:B:876:PHE:HA	2.09	0.53
1:B:1218:LEU:CB	1:B:1234:MET:HA	2.39	0.53
1:A:152:ASP:OD2	1:A:156:ASN:HB3	2.09	0.53
1:A:372:PRO:CA	1:A:389:ARG:HG2	2.39	0.53
1:A:383:PRO:HB2	1:A:386:SER:OG	2.08	0.53
1:A:400:HIS:O	1:A:418:ILE:CB	2.57	0.53
1:B:65:ARG:NH1	1:B:106:GLU:OE1	2.42	0.53
1:B:75:ALA:O	1:B:89:LEU:CD1	2.54	0.53
1:B:243:PHE:HB2	1:B:431:ALA:HB3	1.86	0.53
1:B:264:LEU:CG	1:B:418:ILE:HD11	2.38	0.53
1:B:287:VAL:H	1:B:304:ARG:NE	2.07	0.53
1:B:484:VAL:O	1:B:562:HIS:CE1	2.62	0.53
1:B:1428:HIS:CB	1:B:1452:ASN:CB	2.86	0.53
1:A:14:ILE:O	1:A:223:PHE:C	2.47	0.53
1:A:14:ILE:CG2	1:A:59:LYS:CA	2.78	0.53
1:A:15:CYS:CB	1:A:223:PHE:CB	2.86	0.53
1:A:20:GLU:OE1	1:A:217:SER:C	2.47	0.53
1:A:456:ILE:HA	1:A:459:LYS:HG2	1.91	0.53
1:B:241:ARG:NE	1:B:241:ARG:C	2.62	0.53
1:B:743:MET:O	1:B:745:LEU:N	2.38	0.53
1:A:32:LEU:HD11	1:A:444:ASP:C	2.30	0.52
1:A:370:LEU:HD23	1:A:390:LEU:HD13	1.89	0.52
1:B:242:LEU:HB2	1:B:430:PHE:CE2	2.39	0.52
1:B:365:SER:CB	1:B:392:HIS:HE2	2.22	0.52
1:B:480:LEU:O	1:B:484:VAL:HG12	2.09	0.52
1:A:30:LEU:HD21	1:A:38:VAL:CG1	2.39	0.52
1:A:243:PHE:O	1:A:430:PHE:CA	2.57	0.52
1:A:406:ILE:CG1	1:A:417:LYS:HA	2.39	0.52
1:A:450:SER:HA	1:A:453:LEU:HD21	1.90	0.52
1:B:290:ASP:OD2	1:B:293:ARG:O	2.27	0.52
1:B:380:SER:CB	1:B:381:LEU:HD22	2.39	0.52
1:B:477:LEU:C	1:B:555:LEU:CD2	2.77	0.52
1:B:1281:PHE:O	1:B:1285:SER:CB	2.57	0.52
1:A:28:SER:HA	1:A:56:CYS:HB2	1.91	0.52

Continued on next page...

Continued from previous page...

Atom-1	Atom-2	Interatomic distance (Å)	Clash overlap (Å)
1:A:235:LYS:HD2	1:A:238:ASP:OD2	2.10	0.52
1:A:455:SER:C	1:A:459:LYS:NZ	2.63	0.52
1:B:138:LEU:O	1:B:148:ARG:CB	2.58	0.52
1:B:194:HIS:CE1	1:B:214:CYS:SG	3.02	0.52
1:B:290:ASP:OD2	1:B:293:ARG:CB	2.57	0.52
1:B:448:ASP:CA	1:B:451:LYS:CE	2.87	0.52
1:B:507:GLN:CA	1:B:510:MET:SD	2.92	0.52
1:B:1316:VAL:O	1:B:1323:ILE:CB	2.58	0.52
1:A:13:ASP:O	1:A:14:ILE:HG13	2.08	0.52
1:A:124:LEU:CA	1:A:131:TYR:CD1	2.92	0.52
1:A:508:LYS:CE	1:A:512:GLU:HG3	2.39	0.52
1:B:16:SER:N	1:B:220:ILE:CD1	2.73	0.52
1:B:55:ASP:N	1:B:127:LYS:NZ	2.57	0.52
1:B:1309:ILE:CB	1:B:1361:GLU:O	2.58	0.52
1:B:1460:ALA:HB1	1:B:1464:THR:HA	1.90	0.52
1:A:33:VAL:CG1	1:A:448:ASP:O	2.58	0.52
1:A:306:LYS:CD	1:A:311:GLY:HA2	2.39	0.52
1:A:466:THR:OG1	1:A:469:GLU:CB	2.57	0.52
1:A:485:THR:HG22	1:A:562:HIS:CE1	2.42	0.52
1:A:581:MET:HA	1:A:584:GLN:CB	2.39	0.52
1:B:19:ALA:HB2	1:B:218:TRP:CH2	2.43	0.52
1:B:46:LEU:HD12	1:B:221:VAL:HG13	1.89	0.52
1:B:54:ARG:CG	1:B:283:GLU:OE2	2.57	0.52
1:B:68:ALA:O	1:B:96:ALA:HB2	2.09	0.52
1:B:224:MET:CE	1:B:295:GLY:N	2.47	0.52
1:B:249:LYS:HA	1:B:265:ARG:C	2.30	0.52
1:B:276:THR:HG23	1:B:277:SER:O	2.09	0.52
1:B:286:VAL:HG11	1:B:288:GLN:CG	2.38	0.52
1:B:440:VAL:HB	1:B:441:ARG:HH12	1.74	0.52
1:B:1400:LEU:CA	1:B:1442:THR:HA	2.39	0.52
1:B:1434:GLU:HA	1:B:1493:PRO:HA	1.92	0.52
1:A:16:SER:OG	1:A:53:PHE:HZ	1.91	0.52
1:A:315:ALA:N	1:A:358:VAL:HG22	2.25	0.52
1:A:507:GLN:OE1	1:A:563:SER:HA	2.10	0.52
1:B:15:CYS:SG	1:B:222:LEU:C	2.88	0.52
1:B:111:LEU:CD1	1:B:112:GLY:H	2.22	0.52
1:B:130:LYS:HG2	1:B:151:LEU:CD2	2.39	0.52
1:B:195:ALA:O	1:B:208:GLU:O	2.28	0.52
1:B:250:PHE:C	1:B:264:LEU:HD22	2.30	0.52
1:B:353:TYR:CE2	1:B:395:THR:CG2	2.93	0.52
1:B:380:SER:O	1:B:381:LEU:HB2	2.09	0.52

Continued on next page...

Continued from previous page...

Atom-1	Atom-2	Interatomic distance (Å)	Clash overlap (Å)
1:A:26:PHE:HE1	1:A:44:GLY:HA3	1.74	0.52
1:A:58:PHE:HZ	1:A:123:LEU:O	1.93	0.52
1:A:243:PHE:CG	1:A:244:HIS:N	2.74	0.52
1:A:249:LYS:NZ	1:A:416:LEU:O	2.41	0.52
1:A:299:TRP:HA	1:A:299:TRP:CE3	2.45	0.52
1:A:458:GLY:C	1:A:459:LYS:HE3	2.29	0.52
1:A:710:LYS:O	1:A:714:GLU:CB	2.58	0.52
1:B:1177:LYS:O	1:B:1180:LEU:CB	2.57	0.52
1:A:15:CYS:CA	1:A:223:PHE:CB	2.85	0.52
1:A:29:THR:OG1	1:A:125:HIS:CE1	2.62	0.52
1:A:313:TYR:O	1:A:358:VAL:O	2.27	0.52
1:A:364:ILE:O	1:A:367:ILE:CG1	2.42	0.52
1:A:384:ARG:NE	1:A:385:ASN:HD21	2.08	0.52
1:A:417:LYS:C	1:A:418:ILE:HD13	2.30	0.52
1:A:484:VAL:HG13	1:A:562:HIS:CG	2.45	0.52
1:A:1442:THR:CB	1:A:1445:HIS:CB	2.87	0.52
1:B:24:ASN:ND2	1:B:41:PRO:O	2.38	0.52
1:B:110:LEU:HD23	1:B:110:LEU:H	1.75	0.52
1:B:249:LYS:CD	1:B:266:THR:N	2.72	0.52
1:B:1223:GLU:CB	1:B:1227:ASP:O	2.58	0.52
1:A:242:LEU:H	1:A:250:PHE:HE1	1.48	0.52
1:A:262:VAL:O	1:A:263:PHE:HB3	2.10	0.52
1:A:282:TRP:CE3	1:A:308:LEU:HG	2.45	0.52
1:A:769:SER:O	1:A:773:LEU:CA	2.57	0.52
1:A:1076:VAL:O	1:A:1079:ALA:HB3	2.09	0.52
1:B:9:LEU:CD2	1:B:115:ILE:HB	2.30	0.52
1:B:180:ASP:C	1:B:219:LYS:HA	2.29	0.52
1:B:287:VAL:N	1:B:304:ARG:CZ	2.73	0.52
1:B:480:LEU:CD2	1:B:555:LEU:HD22	2.40	0.52
1:A:33:VAL:HG22	1:A:448:ASP:CB	2.39	0.52
1:A:244:HIS:CG	1:A:430:PHE:CD1	2.97	0.52
1:A:1460:ALA:HB1	1:A:1466:ASP:HA	1.92	0.52
1:A:1482:VAL:O	1:A:1486:VAL:CB	2.58	0.52
1:B:249:LYS:HD2	1:B:416:LEU:HB2	1.90	0.52
1:B:299:TRP:HZ2	1:B:379:ASP:N	2.05	0.52
1:B:417:LYS:O	1:B:418:ILE:HG12	2.10	0.52
1:B:450:SER:HA	1:B:453:LEU:HD11	1.92	0.52
1:B:507:GLN:CB	1:B:563:SER:O	2.58	0.52
1:A:17:LEU:HA	1:A:219:LYS:HZ2	1.73	0.51
1:A:142:LEU:HD13	1:A:208:GLU:OE1	2.10	0.51
1:A:166:PHE:CZ	1:A:217:SER:OG	2.63	0.51

Continued on next page...

Continued from previous page...

Atom-1	Atom-2	Interatomic distance (Å)	Clash overlap (Å)
1:A:166:PHE:CZ	1:A:217:SER:CB	2.92	0.51
1:A:181:LYS:HZ3	1:A:219:LYS:CB	2.17	0.51
1:A:191:GLN:CB	1:A:192:PRO:CD	2.74	0.51
1:A:235:LYS:HB2	1:A:238:ASP:OD1	2.11	0.51
1:B:219:LYS:NZ	1:B:219:LYS:HB2	2.24	0.51
1:B:408:LYS:HA	1:B:408:LYS:NZ	2.24	0.51
1:B:510:MET:HG3	1:B:516:LEU:HG	1.88	0.51
1:A:7:SER:CB	1:A:178:ILE:HD13	2.39	0.51
1:A:133:THR:OG1	1:A:152:ASP:HB3	2.10	0.51
1:A:666:ILE:CB	1:A:667:GLU:C	2.78	0.51
1:B:132:LEU:HD12	1:B:132:LEU:N	2.12	0.51
1:B:162:TYR:HB2	1:B:185:ASN:HB3	1.92	0.51
1:B:220:ILE:HD12	1:B:220:ILE:C	2.31	0.51
1:B:243:PHE:HD1	1:B:250:PHE:CE1	2.27	0.51
1:B:244:HIS:ND1	1:B:264:LEU:CD1	2.72	0.51
1:B:256:HIS:HE1	1:B:407:ASP:CG	2.13	0.51
1:B:459:LYS:CA	1:B:462:LYS:CD	2.84	0.51
1:A:69:GLN:NE2	1:A:96:ALA:HA	2.26	0.51
1:A:196:SER:HB2	1:A:198:HIS:CE1	2.46	0.51
1:A:212:VAL:HG13	1:A:213:ASN:O	2.10	0.51
1:A:304:ARG:NH2	1:A:367:ILE:HD13	2.26	0.51
1:A:478:GLU:HA	1:A:555:LEU:HD21	1.93	0.51
1:A:514:ASN:ND2	1:A:518:GLN:CG	2.70	0.51
1:A:1421:ALA:HB2	1:A:1456:ASP:CA	2.35	0.51
1:B:54:ARG:NH1	1:B:55:ASP:OD1	2.28	0.51
1:B:76:ALA:HB3	1:B:89:LEU:HD22	1.90	0.51
1:B:167:TYR:N	1:B:167:TYR:HD1	2.04	0.51
1:B:313:TYR:CD2	1:B:361:GLY:CA	2.94	0.51
1:B:397:THR:HB	1:B:422:PRO:HA	1.93	0.51
1:B:744:CYS:HA	1:B:1085:ARG:CB	2.39	0.51
1:A:11:ILE:HG22	1:A:110:LEU:CD2	2.37	0.51
1:A:87:VAL:C	1:A:90:ASN:HD22	2.14	0.51
1:A:263:PHE:CD2	1:A:415:MET:CG	2.93	0.51
1:A:303:PHE:CZ	1:A:370:LEU:HD11	2.45	0.51
1:A:435:VAL:HG12	1:A:440:VAL:CG2	2.40	0.51
1:B:76:ALA:HB2	1:B:89:LEU:HD22	1.91	0.51
1:B:184:LEU:HB3	1:B:193:LEU:H	1.75	0.51
1:B:233:ILE:CD1	1:B:234:LEU:O	2.59	0.51
1:B:300:ASN:O	1:B:301:SER:CB	2.54	0.51
1:B:399:VAL:CB	1:B:419:GLY:HA2	2.40	0.51
1:B:443:LEU:HD12	1:B:509:LEU:HD21	1.91	0.51

Continued on next page...

Continued from previous page...

Atom-1	Atom-2	Interatomic distance (Å)	Clash overlap (Å)
1:B:504:ARG:HH22	1:B:567:TYR:N	2.08	0.51
1:A:26:PHE:HE1	1:A:45:ASP:N	2.09	0.51
1:A:454:GLY:O	1:A:459:LYS:CE	2.54	0.51
1:A:964:ASP:O	1:A:967:VAL:N	2.44	0.51
1:A:1225:ALA:O	1:A:1320:GLY:HA3	2.10	0.51
1:B:13:ASP:CA	1:B:226:TRP:HB3	2.32	0.51
1:B:33:VAL:HG21	1:B:449:ALA:CA	2.40	0.51
1:B:285:GLU:O	1:B:286:VAL:HG22	2.10	0.51
1:B:286:VAL:HG13	1:B:303:PHE:CD1	2.43	0.51
1:B:312:HIS:NE2	1:B:359:PRO:CA	2.74	0.51
1:B:728:ASP:CB	1:B:866:VAL:N	2.73	0.51
1:A:20:GLU:CD	1:A:217:SER:CB	2.79	0.51
1:A:72:PHE:N	1:A:92:LEU:CD2	2.74	0.51
1:A:123:LEU:C	1:A:131:TYR:HD1	2.14	0.51
1:A:457:ALA:CB	1:A:522:LEU:CG	2.88	0.51
1:B:239:VAL:CG2	1:B:308:LEU:HD21	2.41	0.51
1:B:263:PHE:CE1	1:B:415:MET:HE3	2.45	0.51
1:B:384:ARG:CB	1:B:434:PRO:HD3	2.41	0.51
1:B:445:PHE:O	1:B:449:ALA:HB2	2.10	0.51
1:A:19:ALA:CB	1:A:218:TRP:CZ3	2.94	0.51
1:A:57:LEU:O	1:A:125:HIS:CD2	2.63	0.51
1:A:58:PHE:N	1:A:126:LEU:HG	2.26	0.51
1:A:140:ALA:CA	1:A:148:ARG:HD3	2.40	0.51
1:A:476:LEU:HA	1:A:479:ASP:OD1	2.10	0.51
1:A:1380:LEU:CB	1:A:1384:CYS:CB	2.89	0.51
1:B:16:SER:O	1:B:220:ILE:CD1	2.58	0.51
1:B:33:VAL:HB	1:B:448:ASP:CB	2.41	0.51
1:B:101:LYS:O	1:B:102:GLN:C	2.49	0.51
1:B:111:LEU:HD13	1:B:112:GLY:N	2.25	0.51
1:B:116:GLN:HE22	1:B:173:GLY:HA2	1.75	0.51
1:B:126:LEU:HD23	1:B:126:LEU:N	2.25	0.51
1:B:221:VAL:CG2	1:B:292:CYS:CB	2.88	0.51
1:B:233:ILE:C	1:B:234:LEU:HD23	2.31	0.51
1:B:287:VAL:CB	1:B:304:ARG:NH1	2.72	0.51
1:B:461:GLU:CB	1:B:462:LYS:HZ3	2.24	0.51
1:B:473:VAL:HG13	1:B:474:THR:N	2.26	0.51
1:B:666:ILE:CB	1:B:670:LEU:H	2.24	0.51
1:B:1339:GLU:CB	1:B:1385:THR:N	2.74	0.51
1:A:12:GLY:CA	1:A:111:LEU:CD2	2.89	0.51
1:A:243:PHE:CB	1:A:248:GLU:O	2.59	0.51
1:A:404:ILE:O	1:A:416:LEU:C	2.49	0.51

Continued on next page...

Continued from previous page...

Atom-1	Atom-2	Interatomic distance (Å)	Clash overlap (Å)
1:A:680:VAL:CB	1:A:685:ASN:CB	2.89	0.51
1:A:707:ILE:O	1:A:708:ARG:CB	2.58	0.51
1:B:168:LYS:HB2	1:B:168:LYS:NZ	2.26	0.51
1:B:183:VAL:CG1	1:B:192:PRO:HG3	2.41	0.51
1:B:300:ASN:HD22	1:B:369:GLU:HG3	1.75	0.51
1:B:314:LEU:HD23	1:B:314:LEU:C	2.31	0.51
1:B:390:LEU:C	1:B:390:LEU:HD12	2.31	0.51
1:B:462:LYS:N	1:B:462:LYS:CD	2.72	0.51
1:B:1129:SER:O	1:B:1130:GLU:C	2.47	0.51
1:B:1270:ALA:HB2	1:B:1315:ILE:C	2.31	0.51
1:A:389:ARG:NH1	1:A:428:GLU:O	2.44	0.51
1:A:442:ASP:N	1:A:442:ASP:OD1	2.44	0.51
1:A:511:ARG:CA	1:A:516:LEU:CG	2.81	0.51
1:A:879:TYR:CB	1:A:883:ASP:CB	2.88	0.51
1:B:30:LEU:HD13	1:B:36:ARG:HB3	1.93	0.51
1:B:66:TYR:HB2	1:B:69:GLN:HG2	1.92	0.51
1:B:299:TRP:HA	1:B:299:TRP:HE3	1.71	0.51
1:B:513:GLN:OE1	1:B:513:GLN:CA	2.58	0.51
1:A:240:VAL:HA	1:A:433:VAL:O	2.09	0.51
1:A:552:ILE:HD13	1:A:552:ILE:N	2.25	0.51
1:B:11:ILE:CA	1:B:112:GLY:HA2	2.41	0.51
1:B:252:THR:OG1	1:B:265:ARG:HB2	2.10	0.51
1:B:406:ILE:HB	1:B:415:MET:CB	2.41	0.51
1:B:424:LYS:O	1:B:424:LYS:NZ	2.24	0.51
1:A:32:LEU:H	1:A:448:ASP:CG	2.08	0.50
1:A:65:ARG:HD2	1:A:65:ARG:O	2.11	0.50
1:A:233:ILE:HG21	1:A:381:LEU:HB2	1.94	0.50
1:A:298:TYR:OH	1:A:381:LEU:HD13	2.12	0.50
1:A:317:GLU:OE1	1:A:356:VAL:HG23	2.11	0.50
1:A:456:ILE:HG21	1:A:473:VAL:HG21	1.94	0.50
1:A:879:TYR:O	1:A:884:LEU:CB	2.59	0.50
1:A:1061:LEU:HA	1:A:1101:GLN:CA	2.41	0.50
1:A:1270:ALA:HB2	1:A:1315:ILE:O	2.11	0.50
1:B:8:PHE:HE2	1:B:114:VAL:HG21	1.76	0.50
1:B:63:MET:SD	1:B:160:TRP:NE1	2.82	0.50
1:B:194:HIS:HE1	1:B:212:VAL:C	2.14	0.50
1:B:398:TRP:C	1:B:420:THR:HB	2.31	0.50
1:B:461:GLU:CA	1:B:462:LYS:HZ3	2.24	0.50
1:A:20:GLU:OE1	1:A:217:SER:O	2.30	0.50
1:A:163:ILE:CD1	1:A:183:VAL:O	2.58	0.50
1:A:166:PHE:HZ	1:A:217:SER:HG	1.53	0.50

Continued on next page...

Continued from previous page...

Atom-1	Atom-2	Interatomic distance (Å)	Clash overlap (Å)
1:A:181:LYS:CG	1:A:219:LYS:HB3	2.39	0.50
1:A:198:HIS:N	1:A:198:HIS:ND1	2.59	0.50
1:A:225:LYS:O	1:A:228:ASP:CB	2.57	0.50
1:A:230:LYS:CE	1:A:230:LYS:CA	2.86	0.50
1:A:256:HIS:C	1:A:258:LYS:N	2.63	0.50
1:A:457:ALA:C	1:A:459:LYS:HZ2	2.14	0.50
1:A:622:VAL:HA	1:A:628:PRO:CA	2.39	0.50
1:A:830:LYS:O	1:A:833:PHE:N	2.45	0.50
1:A:1284:CYS:CB	1:A:1295:PHE:CB	2.89	0.50
1:B:192:PRO:O	1:B:211:SER:HA	2.11	0.50
1:B:264:LEU:HB3	1:B:416:LEU:HB2	1.94	0.50
1:B:308:LEU:CD2	1:B:308:LEU:H	2.21	0.50
1:B:385:ASN:HD21	1:B:433:VAL:HG13	1.76	0.50
1:B:400:HIS:C	1:B:418:ILE:HG22	2.28	0.50
1:B:503:ASN:CB	1:B:506:ARG:CD	2.89	0.50
1:B:885:LEU:O	1:B:888:THR:CB	2.58	0.50
1:A:222:LEU:H	1:A:222:LEU:CD1	2.25	0.50
1:A:384:ARG:NE	1:A:385:ASN:OD1	2.43	0.50
1:B:11:ILE:CG1	1:B:113:THR:H	2.22	0.50
1:B:26:PHE:CZ	1:B:45:ASP:CA	2.94	0.50
1:B:440:VAL:CG1	1:B:441:ARG:NH1	2.75	0.50
1:A:40:GLN:OE1	1:A:43:ALA:CB	2.58	0.50
1:A:124:LEU:HD11	1:A:129:ASN:O	2.11	0.50
1:A:263:PHE:CE2	1:A:414:VAL:CB	2.95	0.50
1:A:407:ASP:OD2	1:A:413:PRO:HG2	2.10	0.50
1:A:451:LYS:NZ	1:A:451:LYS:H	2.09	0.50
1:A:481:VAL:HG23	1:A:555:LEU:HD22	1.93	0.50
1:A:507:GLN:NE2	1:A:562:HIS:CD2	2.80	0.50
1:A:522:LEU:CD1	1:A:522:LEU:N	2.73	0.50
1:B:100:LYS:H	1:B:100:LYS:HE2	1.76	0.50
1:B:150:THR:C	1:B:152:ASP:OD1	2.50	0.50
1:B:301:SER:HG	1:B:303:PHE:HE1	1.60	0.50
1:B:457:ALA:HA	1:B:460:LEU:HD22	1.93	0.50
1:B:519:ILE:O	1:B:522:LEU:HD21	2.11	0.50
1:A:371:ASP:HB3	1:A:389:ARG:CG	2.37	0.50
1:A:391:ARG:HH21	1:A:392:HIS:HB3	1.76	0.50
1:A:516:LEU:HD12	1:A:520:PHE:HE2	1.72	0.50
1:B:286:VAL:HG21	1:B:303:PHE:CE1	2.46	0.50
1:B:369:GLU:N	1:B:393:LEU:HD21	2.26	0.50
1:B:407:ASP:HB2	1:B:413:PRO:HB3	1.94	0.50
1:B:503:ASN:HB3	1:B:506:ARG:CG	2.42	0.50

Continued on next page...

Continued from previous page...

Atom-1	Atom-2	Interatomic distance (Å)	Clash overlap (Å)
1:B:507:GLN:NE2	1:B:562:HIS:C	2.59	0.50
1:A:143:GLU:HG2	1:A:210:ASN:ND2	2.26	0.50
1:A:363:ASP:OD1	1:A:366:SER:CB	2.58	0.50
1:A:524:GLN:OE1	1:A:524:GLN:N	2.45	0.50
1:A:1332:ALA:HA	1:A:1376:HIS:O	2.11	0.50
1:B:365:SER:CB	1:B:392:HIS:NE2	2.74	0.50
1:B:1090:ARG:N	1:B:1176:VAL:N	2.59	0.50
1:A:8:PHE:CD2	1:A:177:VAL:HG13	2.46	0.50
1:A:69:GLN:HE21	1:A:99:GLU:CB	2.23	0.50
1:A:303:PHE:CE2	1:A:370:LEU:HD11	2.47	0.50
1:A:445:PHE:HD2	1:A:483:PHE:CD2	2.30	0.50
1:A:1034:GLU:O	1:A:1037:ALA:HB3	2.11	0.50
1:B:117:TYR:CZ	1:B:182:VAL:HG11	2.46	0.50
1:B:148:ARG:CZ	1:B:150:THR:CG2	2.90	0.50
1:A:126:LEU:O	1:A:129:ASN:ND2	2.45	0.50
1:A:263:PHE:HD2	1:A:415:MET:CG	2.25	0.50
1:A:477:LEU:HB2	1:A:555:LEU:CG	2.42	0.50
1:A:747:ARG:CB	1:A:752:ILE:CB	2.89	0.50
1:A:1059:THR:CB	1:A:1098:LYS:N	2.75	0.50
1:A:1417:GLU:CB	1:A:1458:CYS:CB	2.90	0.50
1:B:14:ILE:H	1:B:14:ILE:CD1	2.25	0.50
1:B:510:MET:HG2	1:B:516:LEU:HD21	1.94	0.50
1:B:1356:GLN:HA	1:B:1397:ASN:CB	2.42	0.50
1:A:104:GLU:O	1:A:108:ARG:CZ	2.60	0.50
1:A:281:LEU:CD2	1:A:435:VAL:HG22	2.41	0.50
1:A:306:LYS:CG	1:A:313:TYR:CD1	2.95	0.50
1:A:373:THR:CG2	1:A:428:GLU:O	2.57	0.50
1:A:445:PHE:O	1:A:445:PHE:CD1	2.65	0.50
1:A:511:ARG:N	1:A:516:LEU:HD21	2.27	0.50
1:A:1248:ASN:O	1:A:1249:GLN:C	2.49	0.50
1:A:1416:PRO:CB	1:A:1462:ASN:N	2.75	0.50
1:A:1417:GLU:CB	1:A:1461:CYS:O	2.60	0.50
1:B:11:ILE:HA	1:B:60:LEU:CG	2.41	0.50
1:B:27:ILE:HD11	1:B:209:VAL:HG11	1.94	0.50
1:B:159:SER:O	1:B:161:PHE:HD1	1.95	0.50
1:B:263:PHE:CD2	1:B:415:MET:CA	2.82	0.50
1:B:371:ASP:HB3	1:B:389:ARG:C	2.32	0.50
1:B:453:LEU:HD21	1:B:515:ILE:HD12	1.93	0.50
1:B:1130:GLU:C	1:B:1217:LEU:CB	2.81	0.50
1:A:140:ALA:HB2	1:A:147:MET:O	2.12	0.49
1:A:235:LYS:H	1:A:235:LYS:HZ3	1.59	0.49

Continued on next page...

Continued from previous page...

Atom-1	Atom-2	Interatomic distance (Å)	Clash overlap (Å)
1:A:256:HIS:HB3	1:A:261:HIS:CE1	2.47	0.49
1:A:282:TRP:HZ3	1:A:309:ALA:H	1.58	0.49
1:A:391:ARG:HE	1:A:392:HIS:N	2.10	0.49
1:B:46:LEU:O	1:B:292:CYS:SG	2.70	0.49
1:B:155:GLY:HA3	1:B:159:SER:OG	2.12	0.49
1:B:184:LEU:HD22	1:B:193:LEU:HB2	1.94	0.49
1:B:355:LEU:CD1	1:B:417:LYS:HZ1	2.25	0.49
1:B:625:ASN:CB	1:B:630:PHE:CB	2.89	0.49
1:B:1107:GLN:CB	1:B:1111:ASN:CB	2.90	0.49
1:B:1360:SER:O	1:B:1364:ARG:CB	2.60	0.49
1:A:139:PRO:O	1:A:140:ALA:O	2.30	0.49
1:A:367:ILE:C	1:A:368:PHE:HD1	2.15	0.49
1:A:387:TYR:CA	1:A:431:ALA:CB	2.90	0.49
1:A:1000:GLU:CB	1:A:1005:ASN:HA	2.42	0.49
1:B:19:ALA:N	1:B:218:TRP:CZ3	2.79	0.49
1:B:198:HIS:C	1:B:200:LEU:N	2.64	0.49
1:B:240:VAL:CG1	1:B:434:PRO:HA	2.37	0.49
1:B:399:VAL:C	1:B:420:THR:OG1	2.50	0.49
1:B:1315:ILE:O	1:B:1316:VAL:C	2.50	0.49
1:A:179:GLY:CA	1:A:220:ILE:HB	2.41	0.49
1:A:242:LEU:N	1:A:250:PHE:CE1	2.67	0.49
1:A:248:GLU:O	1:A:249:LYS:C	2.49	0.49
1:A:450:SER:O	1:A:451:LYS:C	2.49	0.49
1:B:111:LEU:C	1:B:226:TRP:CZ3	2.85	0.49
1:B:130:LYS:CG	1:B:151:LEU:HD22	2.42	0.49
1:B:226:TRP:CD1	1:B:226:TRP:N	2.71	0.49
1:A:14:ILE:HG23	1:A:60:LEU:HD23	1.91	0.49
1:A:26:PHE:CE2	1:A:53:PHE:HE2	2.29	0.49
1:A:33:VAL:HG11	1:A:451:LYS:HG2	1.94	0.49
1:A:105:THR:HA	1:A:108:ARG:CZ	2.42	0.49
1:A:138:LEU:CB	1:A:148:ARG:CG	2.89	0.49
1:A:193:LEU:HD23	1:A:211:SER:OG	2.13	0.49
1:A:249:LYS:HZ2	1:A:416:LEU:HB2	1.77	0.49
1:A:306:LYS:HA	1:A:313:TYR:HD1	1.76	0.49
1:A:435:VAL:CG1	1:A:440:VAL:HG22	2.42	0.49
1:A:510:MET:SD	1:A:515:ILE:CB	3.00	0.49
1:A:1421:ALA:O	1:A:1426:LEU:N	2.42	0.49
1:B:448:ASP:CA	1:B:451:LYS:NZ	2.75	0.49
1:B:740:PHE:CB	1:B:1047:ASN:CB	2.90	0.49
1:B:788:MET:O	1:B:790:VAL:N	2.45	0.49
1:A:26:PHE:CD1	1:A:44:GLY:HA3	2.47	0.49

Continued on next page...

Continued from previous page...

Atom-1	Atom-2	Interatomic distance (Å)	Clash overlap (Å)
1:A:616:ASP:O	1:A:620:SER:CB	2.60	0.49
1:B:181:LYS:HG3	1:B:219:LYS:HB3	1.95	0.49
1:B:453:LEU:H	1:B:453:LEU:CD2	2.23	0.49
1:A:20:GLU:HG3	1:A:181:LYS:CD	2.42	0.49
1:A:395:THR:O	1:A:397:THR:OG1	2.28	0.49
1:A:1332:ALA:HB2	1:A:1376:HIS:C	2.33	0.49
1:B:7:SER:OG	1:B:7:SER:O	2.28	0.49
1:B:18:TYR:CE2	1:B:19:ALA:O	2.66	0.49
1:B:147:MET:HE1	1:B:186:PRO:HB3	1.93	0.49
1:B:262:VAL:CG2	1:B:357:SER:N	2.76	0.49
1:B:453:LEU:HD23	1:B:453:LEU:N	2.27	0.49
1:A:124:LEU:HD12	1:A:130:LYS:C	2.33	0.49
1:A:139:PRO:C	1:A:148:ARG:CD	2.77	0.49
1:A:304:ARG:CZ	1:A:367:ILE:HG23	2.42	0.49
1:A:304:ARG:C	1:A:305:PHE:CD1	2.86	0.49
1:A:1270:ALA:CB	1:A:1316:VAL:HA	2.43	0.49
1:A:1341:VAL:C	1:A:1343:VAL:N	2.65	0.49
1:B:33:VAL:HB	1:B:448:ASP:OD1	2.12	0.49
1:A:67:SER:HA	1:A:70:LYS:CB	2.42	0.49
1:A:372:PRO:HA	1:A:389:ARG:HG2	1.93	0.49
1:A:523:LEU:HD23	1:A:524:GLN:OE1	2.13	0.49
1:B:10:HIS:HA	1:B:113:THR:O	2.12	0.49
1:B:14:ILE:C	1:B:223:PHE:CD2	2.86	0.49
1:B:122:GLN:NE2	1:B:131:TYR:CZ	2.81	0.49
1:B:251:LEU:CD1	1:B:282:TRP:CH2	2.84	0.49
1:B:366:SER:O	1:B:367:ILE:HG23	2.12	0.49
1:B:477:LEU:HB2	1:B:555:LEU:CD2	2.42	0.49
1:B:510:MET:HG2	1:B:516:LEU:HD11	1.94	0.49
1:B:618:PHE:O	1:B:622:VAL:CB	2.61	0.49
1:A:72:PHE:CA	1:A:92:LEU:HD22	2.43	0.49
1:A:265:ARG:HA	1:A:416:LEU:HD11	1.90	0.49
1:A:265:ARG:CA	1:A:416:LEU:HD12	2.42	0.49
1:A:385:ASN:OD1	1:A:434:PRO:CD	2.59	0.49
1:A:407:ASP:OD2	1:A:415:MET:O	2.30	0.49
1:B:26:PHE:CZ	1:B:45:ASP:C	2.85	0.49
1:B:55:ASP:CA	1:B:127:LYS:HZ2	2.26	0.49
1:B:58:PHE:HD2	1:B:123:LEU:HD12	1.75	0.49
1:B:184:LEU:HD22	1:B:193:LEU:HB3	1.95	0.49
1:B:249:LYS:O	1:B:250:PHE:CB	2.61	0.49
1:B:460:LEU:HD13	1:B:460:LEU:H	1.76	0.49
1:B:484:VAL:HG13	1:B:484:VAL:O	2.13	0.49

Continued on next page...

Continued from previous page...

Atom-1	Atom-2	Interatomic distance (Å)	Clash overlap (Å)
1:B:1029:ASP:O	1:B:1033:ILE:N	2.35	0.49
1:B:1198:ARG:HA	1:B:1238:HIS:HA	1.93	0.49
1:A:169:LEU:HD23	1:A:170:ARG:NH2	2.26	0.49
1:A:263:PHE:HB2	1:A:406:ILE:CD1	2.42	0.49
1:A:390:LEU:HD12	1:A:391:ARG:N	2.27	0.49
1:A:1341:VAL:C	1:A:1343:VAL:H	2.16	0.49
1:B:20:GLU:CG	1:B:181:LYS:HZ3	2.25	0.49
1:B:219:LYS:O	1:B:219:LYS:HE3	2.13	0.49
1:B:264:LEU:CD2	1:B:430:PHE:CE1	2.94	0.49
1:B:414:VAL:CG2	1:B:415:MET:HE1	2.37	0.49
1:A:9:LEU:HD21	1:A:220:ILE:CG2	2.42	0.48
1:A:196:SER:OG	1:A:198:HIS:CE1	2.66	0.48
1:A:299:TRP:HA	1:A:299:TRP:HE3	1.78	0.48
1:A:299:TRP:CZ3	1:A:370:LEU:HD12	2.48	0.48
1:B:131:TYR:CB	1:B:153:GLU:O	2.58	0.48
1:B:398:TRP:O	1:B:420:THR:HB	2.13	0.48
1:B:443:LEU:CD1	1:B:509:LEU:HD13	2.42	0.48
1:A:17:LEU:CD1	1:A:18:TYR:N	2.69	0.48
1:A:39:VAL:O	1:A:206:CYS:HA	2.13	0.48
1:A:160:TRP:O	1:A:187:VAL:N	2.31	0.48
1:A:166:PHE:HZ	1:A:217:SER:OG	1.96	0.48
1:A:181:LYS:CD	1:A:219:LYS:CB	2.91	0.48
1:A:184:LEU:C	1:A:184:LEU:HD23	2.33	0.48
1:A:391:ARG:NH2	1:A:397:THR:H	2.11	0.48
1:A:450:SER:HA	1:A:453:LEU:HD23	1.91	0.48
1:A:475:LYS:O	1:A:479:ASP:OD1	2.31	0.48
1:A:562:HIS:CD2	1:A:562:HIS:C	2.87	0.48
1:B:19:ALA:HB3	1:B:25:GLY:H	1.66	0.48
1:B:38:VAL:CB	1:B:207:ASN:H	2.27	0.48
1:B:71:GLN:HB2	1:B:92:LEU:HD22	1.94	0.48
1:B:179:GLY:HA2	1:B:220:ILE:HG22	1.94	0.48
1:B:181:LYS:CB	1:B:218:TRP:N	2.70	0.48
1:B:249:LYS:O	1:B:265:ARG:O	2.31	0.48
1:B:477:LEU:CG	1:B:555:LEU:HD13	2.42	0.48
1:B:748:GLN:O	1:B:749:TYR:CB	2.62	0.48
1:B:1293:GLN:HA	1:B:1345:TYR:O	2.13	0.48
1:A:8:PHE:HD2	1:A:177:VAL:HG22	1.77	0.48
1:A:11:ILE:HG13	1:A:113:THR:O	2.14	0.48
1:A:263:PHE:HB2	1:A:415:MET:CG	2.37	0.48
1:A:353:TYR:CG	1:A:397:THR:CG2	2.96	0.48
1:A:1214:VAL:O	1:A:1218:LEU:CB	2.61	0.48

Continued on next page...

Continued from previous page...

Atom-1	Atom-2	Interatomic distance (Å)	Clash overlap (Å)
1:B:46:LEU:HB3	1:B:221:VAL:HG11	1.95	0.48
1:B:285:GLU:C	1:B:286:VAL:CG2	2.81	0.48
1:B:612:ALA:O	1:B:615:ILE:N	2.46	0.48
1:B:985:ARG:HA	1:B:989:ARG:CB	2.43	0.48
1:B:1001:PHE:O	1:B:1002:ASP:C	2.52	0.48
1:B:1274:GLN:CB	1:B:1330:VAL:HA	2.43	0.48
1:A:15:CYS:HB3	1:A:223:PHE:CB	2.29	0.48
1:A:33:VAL:HG22	1:A:448:ASP:HB3	1.95	0.48
1:A:138:LEU:HB3	1:A:148:ARG:HG3	1.96	0.48
1:A:143:GLU:CD	1:A:198:HIS:HE2	2.16	0.48
1:A:156:ASN:HD21	1:A:159:SER:N	2.08	0.48
1:A:244:HIS:HB2	1:A:430:PHE:CE1	2.49	0.48
1:A:301:SER:O	1:A:302:LEU:HB2	2.13	0.48
1:A:303:PHE:CE2	1:A:370:LEU:HD21	2.49	0.48
1:A:391:ARG:HD2	1:A:398:TRP:NE1	2.29	0.48
1:A:392:HIS:NE2	1:A:394:CYS:HB2	2.28	0.48
1:A:1073:PRO:O	1:A:1074:PRO:CB	2.59	0.48
1:B:49:PRO:HG2	1:B:53:PHE:CE1	2.48	0.48
1:B:251:LEU:HD21	1:B:282:TRP:CH2	2.49	0.48
1:B:312:HIS:NE2	1:B:359:PRO:HB3	2.27	0.48
1:B:380:SER:HB3	1:B:381:LEU:HD22	1.94	0.48
1:B:598:LEU:O	1:B:602:ASN:CA	2.60	0.48
1:A:134:VAL:CG2	1:A:186:PRO:HG2	2.42	0.48
1:A:163:ILE:HB	1:A:184:LEU:HD12	1.96	0.48
1:A:249:LYS:HE2	1:A:264:LEU:HD22	1.96	0.48
1:A:1071:ASP:O	1:A:1073:PRO:N	2.46	0.48
1:A:1203:ARG:O	1:A:1205:LEU:O	2.31	0.48
1:B:32:LEU:HD21	1:B:444:ASP:CB	2.43	0.48
1:B:34:ASP:H	1:B:448:ASP:CG	2.17	0.48
1:B:57:LEU:HD23	1:B:58:PHE:N	2.27	0.48
1:B:63:MET:SD	1:B:64:ASN:C	2.92	0.48
1:B:128:SER:HB3	1:B:130:LYS:HB3	1.95	0.48
1:B:388:VAL:O	1:B:428:GLU:O	2.32	0.48
1:B:1130:GLU:CA	1:B:1217:LEU:CB	2.92	0.48
1:A:239:VAL:CG2	1:A:308:LEU:HD23	2.33	0.48
1:A:249:LYS:CB	1:A:430:PHE:HZ	2.09	0.48
1:A:372:PRO:CA	1:A:389:ARG:CD	2.87	0.48
1:A:481:VAL:CG1	1:A:558:ARG:CB	2.91	0.48
1:A:502:PRO:CD	1:A:507:GLN:NE2	2.72	0.48
1:A:514:ASN:O	1:A:518:GLN:HB2	2.14	0.48
1:B:66:TYR:HD1	1:B:99:GLU:HB3	1.78	0.48

Continued on next page...

Continued from previous page...

Atom-1	Atom-2	Interatomic distance (Å)	Clash overlap (Å)
1:B:130:LYS:HE3	1:B:151:LEU:CD1	2.43	0.48
1:B:160:TRP:O	1:B:161:PHE:CD1	2.66	0.48
1:B:303:PHE:O	1:B:367:ILE:HG22	2.13	0.48
1:B:462:LYS:H	1:B:462:LYS:NZ	2.10	0.48
1:A:304:ARG:CZ	1:A:367:ILE:CD1	2.90	0.48
1:A:447:ASN:O	1:A:451:LYS:HD2	2.13	0.48
1:B:11:ILE:CB	1:B:112:GLY:HA2	2.44	0.48
1:B:16:SER:OG	1:B:292:CYS:CB	2.57	0.48
1:B:18:TYR:HB2	1:B:46:LEU:CB	2.40	0.48
1:B:313:TYR:CE1	1:B:361:GLY:N	2.82	0.48
1:B:474:THR:O	1:B:478:GLU:CD	2.52	0.48
1:B:522:LEU:CD2	1:B:523:LEU:HD13	2.43	0.48
1:B:1400:LEU:HA	1:B:1442:THR:CB	2.44	0.48
1:A:26:PHE:HD2	1:A:53:PHE:HE2	1.62	0.48
1:A:249:LYS:NZ	1:A:418:ILE:CG2	2.77	0.48
1:A:368:PHE:O	1:A:393:LEU:HD22	2.14	0.48
1:A:387:TYR:CA	1:A:431:ALA:HB2	2.43	0.48
1:A:387:TYR:C	1:A:388:VAL:HG22	2.34	0.48
1:A:436:SER:OG	1:A:439:GLU:HB2	2.12	0.48
1:A:466:THR:OG1	1:A:469:GLU:HB2	2.12	0.48
1:B:13:ASP:OD2	1:B:60:LEU:HD11	2.13	0.48
1:B:283:GLU:HB3	1:B:306:LYS:HB3	1.96	0.48
1:B:303:PHE:O	1:B:304:ARG:C	2.52	0.48
1:A:122:GLN:CG	1:A:160:TRP:CD1	2.95	0.48
1:A:197:SER:C	1:A:198:HIS:ND1	2.67	0.48
1:A:241:ARG:CZ	1:A:276:THR:HB	2.43	0.48
1:A:263:PHE:HB3	1:A:406:ILE:HD13	1.94	0.48
1:A:393:LEU:HA	1:A:393:LEU:HD12	1.18	0.48
1:A:448:ASP:O	1:A:451:LYS:HG2	2.14	0.48
1:B:16:SER:C	1:B:46:LEU:HD11	2.34	0.48
1:B:142:LEU:HD12	1:B:200:LEU:HA	1.96	0.48
1:B:241:ARG:NH2	1:B:433:VAL:N	2.62	0.48
1:B:244:HIS:CE1	1:B:247:GLN:HB2	2.48	0.48
1:B:263:PHE:CZ	1:B:265:ARG:CG	2.96	0.48
1:B:385:ASN:H	1:B:432:ILE:CB	2.27	0.48
1:B:400:HIS:HB2	1:B:419:GLY:C	2.33	0.48
1:B:457:ALA:O	1:B:460:LEU:HD22	2.14	0.48
1:A:35:ASP:OD1	1:A:35:ASP:N	2.45	0.48
1:A:1215:LEU:CB	1:A:1259:ILE:CB	2.92	0.48
1:B:58:PHE:HE1	1:B:125:HIS:CD2	2.32	0.48
1:B:130:LYS:CD	1:B:153:GLU:OE2	2.62	0.48

Continued on next page...

Continued from previous page...

Atom-1	Atom-2	Interatomic distance (Å)	Clash overlap (Å)
1:B:224:MET:SD	1:B:294:GLY:HA2	2.54	0.48
1:B:263:PHE:CD1	1:B:415:MET:CE	2.95	0.48
1:B:353:TYR:CD1	1:B:422:PRO:CB	2.74	0.48
1:B:384:ARG:HH11	1:B:434:PRO:CD	2.25	0.48
1:B:400:HIS:CA	1:B:420:THR:CA	2.91	0.48
1:B:461:GLU:N	1:B:462:LYS:HE2	2.29	0.48
1:B:484:VAL:HG23	1:B:506:ARG:HD2	1.96	0.48
1:B:1355:ILE:C	1:B:1357:MET:N	2.64	0.48
1:A:32:LEU:HD13	1:A:445:PHE:CA	2.34	0.47
1:A:117:TYR:CE2	1:A:174:ASP:N	2.78	0.47
1:A:139:PRO:O	1:A:148:ARG:CD	2.63	0.47
1:A:389:ARG:NH2	1:A:430:PHE:N	2.61	0.47
1:A:418:ILE:HD12	1:A:418:ILE:HG21	1.48	0.47
1:A:442:ASP:HA	1:A:483:PHE:HZ	1.79	0.47
1:B:18:TYR:HB2	1:B:46:LEU:CD2	2.44	0.47
1:B:185:ASN:HD21	1:B:192:PRO:HD3	1.79	0.47
1:B:298:TYR:CB	1:B:380:SER:HB3	2.38	0.47
1:B:441:ARG:H	1:B:441:ARG:HE	1.55	0.47
1:A:139:PRO:HD2	1:A:148:ARG:HE	1.80	0.47
1:A:201:VAL:O	1:A:204:PRO:HD3	2.14	0.47
1:A:235:LYS:HD2	1:A:238:ASP:CG	2.35	0.47
1:A:243:PHE:O	1:A:430:PHE:CB	2.63	0.47
1:A:254:ASP:HB2	1:A:263:PHE:CE1	2.49	0.47
1:A:303:PHE:HB3	1:A:305:PHE:CZ	2.49	0.47
1:B:53:PHE:HE2	1:B:292:CYS:HA	1.79	0.47
1:B:304:ARG:HE	1:B:304:ARG:H	1.60	0.47
1:B:450:SER:N	1:B:515:ILE:CD1	2.76	0.47
1:B:996:ILE:HA	1:B:1008:SER:CB	2.43	0.47
1:A:8:PHE:HA	1:A:177:VAL:HA	1.96	0.47
1:A:181:LYS:HA	1:A:219:LYS:HA	1.96	0.47
1:A:316:ALA:HA	1:A:356:VAL:N	2.17	0.47
1:B:54:ARG:C	1:B:127:LYS:HZ1	2.17	0.47
1:B:138:LEU:O	1:B:148:ARG:HB3	2.15	0.47
1:B:257:ARG:CZ	1:B:408:LYS:HG3	2.42	0.47
1:B:290:ASP:OD2	1:B:290:ASP:O	2.31	0.47
1:B:316:ALA:CB	1:B:355:LEU:HG	2.45	0.47
1:B:355:LEU:HB2	1:B:417:LYS:NZ	2.28	0.47
1:B:437:PRO:O	1:B:441:ARG:NH2	2.47	0.47
1:B:522:LEU:HD23	1:B:523:LEU:HD13	1.95	0.47
1:B:47:ASN:OD1	1:B:47:ASN:N	2.47	0.47
1:B:134:VAL:HG11	1:B:147:MET:SD	2.54	0.47

Continued on next page...

Continued from previous page...

Atom-1	Atom-2	Interatomic distance (Å)	Clash overlap (Å)
1:B:249:LYS:CG	1:B:266:THR:N	2.78	0.47
1:B:263:PHE:CE1	1:B:415:MET:CE	2.98	0.47
1:B:522:LEU:HD22	1:B:522:LEU:H	1.79	0.47
1:B:666:ILE:N	1:B:670:LEU:CB	2.78	0.47
1:B:847:VAL:CB	1:B:897:CYS:CB	2.92	0.47
1:A:317:GLU:H	1:A:356:VAL:HG22	1.78	0.47
1:A:391:ARG:HE	1:A:392:HIS:C	2.14	0.47
1:A:457:ALA:C	1:A:459:LYS:HD2	2.35	0.47
1:B:296:ALA:C	1:B:303:PHE:HE2	2.18	0.47
1:B:399:VAL:O	1:B:428:GLU:N	2.47	0.47
1:B:507:GLN:OE1	1:B:507:GLN:CA	2.61	0.47
1:B:666:ILE:N	1:B:667:GLU:CA	2.77	0.47
1:A:300:ASN:C	1:A:300:ASN:HD22	2.17	0.47
1:A:465:ILE:O	1:A:469:GLU:OE1	2.32	0.47
1:B:191:GLN:OE1	1:B:213:ASN:N	2.47	0.47
1:B:212:VAL:HG22	1:B:213:ASN:N	2.22	0.47
1:B:283:GLU:HA	1:B:283:GLU:OE1	2.15	0.47
1:B:440:VAL:CB	1:B:441:ARG:NH1	2.78	0.47
1:B:440:VAL:O	1:B:441:ARG:C	2.51	0.47
1:B:473:VAL:HG22	1:B:477:LEU:HD11	1.96	0.47
1:B:510:MET:O	1:B:515:ILE:HG22	2.15	0.47
1:B:519:ILE:HA	1:B:522:LEU:HD22	1.96	0.47
1:A:12:GLY:CA	1:A:111:LEU:HD21	2.45	0.47
1:A:108:ARG:HH21	1:A:108:ARG:N	2.13	0.47
1:A:222:LEU:CD1	1:A:222:LEU:N	2.78	0.47
1:A:227:SER:O	1:A:228:ASP:CB	2.62	0.47
1:A:249:LYS:HB3	1:A:264:LEU:HD22	1.97	0.47
1:A:251:LEU:HA	1:A:263:PHE:O	2.14	0.47
1:A:298:TYR:CD1	1:A:381:LEU:HD22	2.49	0.47
1:A:485:THR:HA	1:A:562:HIS:CE1	2.49	0.47
1:A:621:LEU:O	1:A:625:ASN:CB	2.62	0.47
1:A:761:VAL:O	1:A:762:ASP:CB	2.62	0.47
1:A:1419:LYS:O	1:A:1423:ILE:N	2.30	0.47
1:A:1434:GLU:O	1:A:1435:VAL:CB	2.63	0.47
1:B:11:ILE:N	1:B:112:GLY:CA	2.77	0.47
1:B:13:ASP:OD1	1:B:60:LEU:CD2	2.63	0.47
1:B:65:ARG:O	1:B:99:GLU:OE2	2.31	0.47
1:B:139:PRO:HB3	1:B:146:ALA:CA	2.44	0.47
1:B:249:LYS:HG3	1:B:265:ARG:H	1.74	0.47
1:B:263:PHE:CE2	1:B:265:ARG:CG	2.98	0.47
1:B:303:PHE:CA	1:B:367:ILE:HG21	2.43	0.47

Continued on next page...

Continued from previous page...

Atom-1	Atom-2	Interatomic distance (Å)	Clash overlap (Å)
1:B:407:ASP:OD2	1:B:414:VAL:HG22	2.14	0.47
1:B:408:LYS:HA	1:B:408:LYS:CE	2.45	0.47
1:B:477:LEU:HB2	1:B:555:LEU:HD22	1.96	0.47
1:B:1315:ILE:O	1:B:1318:ALA:N	2.48	0.47
1:A:18:TYR:CE1	1:A:24:ASN:OD1	2.68	0.47
1:A:39:VAL:O	1:A:206:CYS:C	2.51	0.47
1:A:391:ARG:HG3	1:A:398:TRP:CB	2.40	0.47
1:A:1134:TYR:H	1:A:1180:LEU:CB	2.28	0.47
1:B:196:SER:HB2	1:B:209:VAL:CA	2.44	0.47
1:B:259:LYS:HZ2	1:B:261:HIS:CE1	2.32	0.47
1:B:391:ARG:HB2	1:B:398:TRP:CD2	2.50	0.47
1:B:437:PRO:C	1:B:441:ARG:NH2	2.67	0.47
1:B:478:GLU:O	1:B:481:VAL:CG2	2.62	0.47
1:B:1000:GLU:H	1:B:1006:SER:H	1.63	0.47
1:B:1370:PRO:N	1:B:1413:ASP:CB	2.78	0.47
1:A:7:SER:HB2	1:A:178:ILE:CD1	2.44	0.47
1:A:18:TYR:CE1	1:A:25:GLY:C	2.89	0.47
1:A:138:LEU:CB	1:A:148:ARG:HG2	2.45	0.47
1:A:222:LEU:O	1:A:222:LEU:HD13	2.14	0.47
1:A:477:LEU:C	1:A:480:LEU:CD1	2.83	0.47
1:A:589:VAL:CB	1:A:629:ARG:CB	2.93	0.47
1:A:1057:GLY:C	1:A:1059:THR:N	2.67	0.47
1:A:1375:ILE:HA	1:A:1379:GLU:CB	2.45	0.47
1:B:8:PHE:CE2	1:B:114:VAL:HG21	2.50	0.47
1:B:33:VAL:CG1	1:B:476:LEU:CD1	2.92	0.47
1:B:150:THR:N	1:B:152:ASP:OD1	2.47	0.47
1:B:371:ASP:HB3	1:B:389:ARG:O	2.14	0.47
1:B:401:SER:CA	1:B:418:ILE:HG22	2.41	0.47
1:B:456:ILE:O	1:B:459:LYS:N	2.43	0.47
1:B:460:LEU:N	1:B:460:LEU:HD13	2.30	0.47
1:B:879:TYR:O	1:B:884:LEU:CB	2.63	0.47
1:B:1355:ILE:O	1:B:1357:MET:N	2.48	0.47
1:A:32:LEU:HD11	1:A:444:ASP:O	2.14	0.47
1:A:33:VAL:HG11	1:A:452:VAL:HG22	1.86	0.47
1:A:108:ARG:HE	1:A:108:ARG:N	2.10	0.47
1:A:290:ASP:CG	1:A:291:PRO:HD2	2.35	0.47
1:A:305:PHE:HZ	1:A:368:PHE:HB2	1.75	0.47
1:A:372:PRO:HA	1:A:389:ARG:CG	2.45	0.47
1:A:379:ASP:N	1:A:379:ASP:OD1	2.46	0.47
1:A:1126:VAL:O	1:A:1130:GLU:CA	2.61	0.47
1:A:1331:MET:O	1:A:1335:VAL:CB	2.63	0.47

Continued on next page...

Continued from previous page...

Atom-1	Atom-2	Interatomic distance (Å)	Clash overlap (Å)
1:B:19:ALA:CA	1:B:218:TRP:CH2	2.95	0.47
1:B:20:GLU:N	1:B:20:GLU:CD	2.68	0.47
1:B:133:THR:CG2	1:B:152:ASP:CB	2.87	0.47
1:B:303:PHE:N	1:B:367:ILE:CG2	2.78	0.47
1:B:1223:GLU:CB	1:B:1228:THR:HA	2.45	0.47
1:B:1260:ASN:O	1:B:1261:LEU:CB	2.63	0.47
1:A:12:GLY:HA3	1:A:111:LEU:HG	1.96	0.46
1:A:57:LEU:O	1:A:126:LEU:CB	2.63	0.46
1:A:485:THR:CG2	1:A:562:HIS:CE1	2.95	0.46
1:A:1364:ARG:O	1:A:1365:MET:CB	2.63	0.46
1:B:49:PRO:HG2	1:B:53:PHE:CE2	2.50	0.46
1:B:223:PHE:CD2	1:B:294:GLY:O	2.67	0.46
1:B:287:VAL:HA	1:B:290:ASP:C	2.35	0.46
1:B:416:LEU:CD2	1:B:416:LEU:N	2.75	0.46
1:B:507:GLN:CG	1:B:563:SER:O	2.59	0.46
1:B:725:GLU:HA	1:B:862:LEU:CA	2.44	0.46
1:A:14:ILE:C	1:A:15:CYS:SG	2.93	0.46
1:A:139:PRO:HA	1:A:147:MET:C	2.33	0.46
1:A:178:ILE:HG22	1:A:178:ILE:O	2.15	0.46
1:A:239:VAL:C	1:A:435:VAL:HG23	2.36	0.46
1:A:256:HIS:O	1:A:261:HIS:NE2	2.33	0.46
1:A:257:ARG:O	1:A:258:LYS:HB2	2.15	0.46
1:A:455:SER:C	1:A:459:LYS:CD	2.83	0.46
1:A:466:THR:OG1	1:A:469:GLU:HB3	2.15	0.46
1:A:1287:ILE:CB	1:A:1343:VAL:CB	2.93	0.46
1:B:263:PHE:CE2	1:B:415:MET:HE3	2.50	0.46
1:B:399:VAL:HA	1:B:419:GLY:C	2.35	0.46
1:A:20:GLU:CD	1:A:217:SER:C	2.73	0.46
1:A:105:THR:O	1:A:109:LYS:NZ	2.48	0.46
1:A:264:LEU:CD2	1:A:416:LEU:HD12	2.44	0.46
1:A:315:ALA:HB1	1:A:358:VAL:HG13	1.91	0.46
1:A:368:PHE:N	1:A:393:LEU:HD22	2.30	0.46
1:A:507:GLN:NE2	1:A:563:SER:HA	2.30	0.46
1:B:29:THR:HG22	1:B:125:HIS:HE1	1.78	0.46
1:B:251:LEU:HA	1:B:264:LEU:HA	1.96	0.46
1:B:287:VAL:CG1	1:B:288:GLN:N	2.78	0.46
1:B:390:LEU:HD11	1:B:399:VAL:CA	2.44	0.46
1:B:519:ILE:HA	1:B:522:LEU:HD21	1.96	0.46
1:B:1232:GLU:HA	1:B:1236:LEU:CB	2.46	0.46
1:A:37:CYS:SG	1:A:209:VAL:CB	2.97	0.46
1:A:448:ASP:OD1	1:A:451:LYS:HD3	2.15	0.46

Continued on next page...

Continued from previous page...

Atom-1	Atom-2	Interatomic distance (Å)	Clash overlap (Å)
1:A:457:ALA:CB	1:A:522:LEU:CD1	2.93	0.46
1:B:20:GLU:CD	1:B:181:LYS:CD	2.83	0.46
1:B:181:LYS:HG2	1:B:218:TRP:C	2.36	0.46
1:B:242:LEU:HD11	1:B:251:LEU:HD22	1.97	0.46
1:B:313:TYR:CE2	1:B:361:GLY:CA	2.82	0.46
1:B:407:ASP:H	1:B:415:MET:HG2	1.77	0.46
1:B:470:ARG:O	1:B:473:VAL:HG13	2.15	0.46
1:A:125:HIS:CB	1:A:130:LYS:O	2.64	0.46
1:A:453:LEU:CD1	1:A:476:LEU:HD21	2.45	0.46
1:A:503:ASN:ND2	1:A:505:GLU:OE2	2.48	0.46
1:B:30:LEU:CD1	1:B:36:ARG:HB3	2.46	0.46
1:B:612:ALA:O	1:B:613:ALA:C	2.53	0.46
1:A:17:LEU:HD11	1:A:218:TRP:CD2	2.50	0.46
1:A:124:LEU:HD11	1:A:130:LYS:N	2.30	0.46
1:B:102:GLN:O	1:B:105:THR:N	2.48	0.46
1:B:135:ASN:O	1:B:137:ARG:N	2.48	0.46
1:B:143:GLU:OE1	1:B:196:SER:OG	2.34	0.46
1:B:180:ASP:O	1:B:218:TRP:O	2.33	0.46
1:B:235:LYS:CE	1:B:238:ASP:OD2	2.63	0.46
1:B:1031:GLU:O	1:B:1035:GLU:N	2.37	0.46
1:B:1224:LYS:O	1:B:1225:ALA:C	2.53	0.46
1:B:1370:PRO:CA	1:B:1413:ASP:CB	2.94	0.46
1:A:18:TYR:CE2	1:A:26:PHE:CD2	3.04	0.46
1:A:57:LEU:O	1:A:125:HIS:HD2	1.97	0.46
1:B:111:LEU:N	1:B:111:LEU:CD1	2.74	0.46
1:B:185:ASN:HA	1:B:191:GLN:C	2.36	0.46
1:B:242:LEU:HD21	1:B:282:TRP:CZ3	2.51	0.46
1:B:244:HIS:NE2	1:B:247:GLN:HB3	2.30	0.46
1:B:416:LEU:H	1:B:416:LEU:HD22	1.79	0.46
1:B:482:TYR:CD1	1:B:482:TYR:C	2.89	0.46
1:B:666:ILE:N	1:B:667:GLU:HA	2.31	0.46
1:B:1378:VAL:O	1:B:1382:ALA:CB	2.64	0.46
1:A:249:LYS:NZ	1:A:418:ILE:HG21	2.31	0.46
1:A:447:ASN:CA	1:A:450:SER:OG	2.64	0.46
1:A:451:LYS:CD	1:A:451:LYS:H	2.29	0.46
1:A:638:CYS:O	1:A:639:VAL:CB	2.63	0.46
1:A:1300:GLU:O	1:A:1302:HIS:N	2.47	0.46
1:B:193:LEU:C	1:B:193:LEU:CD2	2.81	0.46
1:B:239:VAL:O	1:B:239:VAL:CG1	2.64	0.46
1:B:281:LEU:C	1:B:308:LEU:HD23	2.36	0.46
1:B:314:LEU:HG	1:B:315:ALA:N	2.31	0.46

Continued on next page...

Continued from previous page...

Atom-1	Atom-2	Interatomic distance (Å)	Clash overlap (Å)
1:B:440:VAL:CB	1:B:441:ARG:CZ	2.90	0.46
1:B:475:LYS:HA	1:B:478:GLU:CD	2.36	0.46
1:B:477:LEU:HB3	1:B:555:LEU:HB3	1.98	0.46
1:A:9:LEU:HD22	1:A:220:ILE:HG21	1.97	0.46
1:A:16:SER:HG	1:A:53:PHE:HZ	1.61	0.46
1:A:32:LEU:CG	1:A:448:ASP:HB2	2.46	0.46
1:A:129:ASN:HB2	1:A:441:ARG:NH1	2.27	0.46
1:A:302:LEU:O	1:A:303:PHE:CD2	2.69	0.46
1:A:477:LEU:C	1:A:555:LEU:HD13	2.36	0.46
1:A:654:LYS:O	1:A:658:ASN:N	2.37	0.46
1:B:13:ASP:O	1:B:59:LYS:CB	2.54	0.46
1:B:37:CYS:O	1:B:38:VAL:CG1	2.64	0.46
1:B:134:VAL:CG1	1:B:147:MET:HB3	2.38	0.46
1:B:139:PRO:O	1:B:140:ALA:HB2	2.16	0.46
1:B:224:MET:CE	1:B:288:GLN:NE2	2.78	0.46
1:B:385:ASN:HD21	1:B:433:VAL:CG1	2.29	0.46
1:B:389:ARG:HH11	1:B:428:GLU:HG2	1.80	0.46
1:B:453:LEU:HD21	1:B:515:ILE:CD1	2.46	0.46
1:B:477:LEU:C	1:B:480:LEU:HD22	2.29	0.46
1:B:611:THR:O	1:B:614:GLU:CB	2.64	0.46
1:A:19:ALA:N	1:A:218:TRP:HZ3	2.13	0.46
1:A:98:LEU:O	1:A:102:GLN:CB	2.63	0.46
1:A:138:LEU:HB3	1:A:148:ARG:CZ	2.46	0.46
1:A:283:GLU:OE1	1:A:306:LYS:CB	2.64	0.46
1:A:389:ARG:HB3	1:A:389:ARG:HH11	1.80	0.46
1:A:445:PHE:HD2	1:A:483:PHE:CG	2.34	0.46
1:A:1374:HIS:O	1:A:1378:VAL:CA	2.64	0.46
1:B:11:ILE:HG23	1:B:61:CYS:HA	1.96	0.46
1:B:63:MET:CG	1:B:160:TRP:HD1	2.29	0.46
1:B:244:HIS:NE2	1:B:247:GLN:C	2.69	0.46
1:B:355:LEU:H	1:B:417:LYS:NZ	2.14	0.46
1:B:363:ASP:H	1:B:366:SER:HB2	1.80	0.46
1:A:20:GLU:HG2	1:A:217:SER:CB	2.44	0.45
1:A:46:LEU:O	1:A:291:PRO:HB3	2.16	0.45
1:A:100:LYS:O	1:A:103:ASN:HB2	2.17	0.45
1:A:133:THR:HG23	1:A:156:ASN:CG	2.35	0.45
1:A:180:ASP:O	1:A:220:ILE:HD13	2.16	0.45
1:A:254:ASP:HB2	1:A:263:PHE:HZ	1.76	0.45
1:A:452:VAL:CG2	1:A:476:LEU:CD2	2.90	0.45
1:A:484:VAL:HG23	1:A:563:SER:OG	2.16	0.45
1:A:744:CYS:O	1:A:745:LEU:CB	2.64	0.45

Continued on next page...

Continued from previous page...

Atom-1	Atom-2	Interatomic distance (Å)	Clash overlap (Å)
1:A:767:CYS:O	1:A:771:GLU:CB	2.64	0.45
1:A:1371:LEU:O	1:A:1374:HIS:C	2.55	0.45
1:B:13:ASP:OD1	1:B:60:LEU:HD21	2.16	0.45
1:B:33:VAL:HG21	1:B:449:ALA:N	2.30	0.45
1:B:399:VAL:CG1	1:B:419:GLY:HA2	2.46	0.45
1:B:456:ILE:HG22	1:B:460:LEU:HD11	1.98	0.45
1:B:476:LEU:HD23	1:B:477:LEU:N	2.31	0.45
1:B:826:LYS:CB	1:B:830:LYS:HA	2.46	0.45
1:B:1090:ARG:C	1:B:1176:VAL:N	2.70	0.45
1:A:18:TYR:CE2	1:A:26:PHE:CE1	3.04	0.45
1:A:40:GLN:CG	1:A:205:GLY:O	2.58	0.45
1:A:127:LYS:HZ2	1:A:127:LYS:HB3	1.81	0.45
1:A:142:LEU:HD21	1:A:198:HIS:HB3	1.96	0.45
1:A:185:ASN:OD1	1:A:191:GLN:HB3	2.16	0.45
1:A:239:VAL:HG23	1:A:282:TRP:C	2.36	0.45
1:B:133:THR:CG2	1:B:152:ASP:HB3	2.42	0.45
1:B:134:VAL:HG13	1:B:147:MET:CB	2.36	0.45
1:B:183:VAL:HG12	1:B:192:PRO:CB	2.43	0.45
1:B:450:SER:HA	1:B:453:LEU:CD1	2.46	0.45
1:B:897:CYS:O	1:B:898:VAL:CB	2.64	0.45
1:A:14:ILE:O	1:A:224:MET:CB	2.64	0.45
1:A:25:GLY:HA2	1:A:40:GLN:O	2.15	0.45
1:A:65:ARG:NH1	1:A:103:ASN:N	2.61	0.45
1:A:103:ASN:C	1:A:107:ASN:HD21	2.20	0.45
1:A:219:LYS:HE2	1:A:221:VAL:HG23	1.96	0.45
1:A:246:GLU:CB	1:A:428:GLU:OE2	2.63	0.45
1:A:317:GLU:O	1:A:353:TYR:HD2	2.00	0.45
1:A:452:VAL:HB	1:A:476:LEU:CD2	2.47	0.45
1:A:1330:VAL:O	1:A:1334:LEU:CB	2.64	0.45
1:B:59:LYS:HG2	1:B:124:LEU:HD22	1.94	0.45
1:B:240:VAL:O	1:B:282:TRP:HB2	2.16	0.45
1:B:385:ASN:ND2	1:B:433:VAL:HG13	2.31	0.45
1:B:475:LYS:O	1:B:479:ASP:CG	2.54	0.45
1:B:477:LEU:HA	1:B:480:LEU:HD13	1.90	0.45
1:B:518:GLN:NE2	1:B:518:GLN:HA	2.30	0.45
1:A:161:PHE:HA	1:A:187:VAL:H	1.81	0.45
1:A:314:LEU:CD1	1:A:355:LEU:HD23	2.46	0.45
1:A:748:GLN:O	1:A:1074:PRO:HA	2.17	0.45
1:A:1341:VAL:O	1:A:1344:PHE:N	2.49	0.45
1:B:46:LEU:HD23	1:B:46:LEU:N	2.30	0.45
1:B:68:ALA:HB1	1:B:96:ALA:N	2.32	0.45

Continued on next page...

Continued from previous page...

Atom-1	Atom-2	Interatomic distance (Å)	Clash overlap (Å)
1:B:138:LEU:O	1:B:148:ARG:CA	2.65	0.45
1:B:168:LYS:HB2	1:B:168:LYS:HZ2	1.81	0.45
1:B:194:HIS:CE1	1:B:212:VAL:O	2.69	0.45
1:B:212:VAL:HG13	1:B:213:ASN:N	2.32	0.45
1:B:418:ILE:HD12	1:B:418:ILE:HG23	1.43	0.45
1:B:474:THR:O	1:B:478:GLU:OE1	2.34	0.45
1:B:503:ASN:HB3	1:B:506:ARG:HG3	1.96	0.45
1:B:724:LYS:CB	1:B:858:GLU:CA	2.93	0.45
1:A:103:ASN:C	1:A:107:ASN:ND2	2.70	0.45
1:A:123:LEU:O	1:A:131:TYR:CB	2.65	0.45
1:A:402:THR:OG1	1:A:404:ILE:HD12	2.16	0.45
1:A:516:LEU:O	1:A:517:LYS:C	2.55	0.45
1:A:1061:LEU:HA	1:A:1101:GLN:HA	1.98	0.45
1:A:1326:CYS:O	1:A:1330:VAL:CB	2.65	0.45
1:A:1421:ALA:O	1:A:1425:PHE:CA	2.64	0.45
1:B:35:ASP:HB2	1:B:151:LEU:CD1	2.46	0.45
1:B:152:ASP:N	1:B:152:ASP:OD1	2.49	0.45
1:B:192:PRO:O	1:B:211:SER:CA	2.65	0.45
1:B:223:PHE:CG	1:B:294:GLY:O	2.70	0.45
1:B:224:MET:HB2	1:B:295:GLY:CA	2.43	0.45
1:B:391:ARG:HG2	1:B:392:HIS:N	2.31	0.45
1:B:450:SER:N	1:B:515:ILE:HD13	2.32	0.45
1:B:466:THR:O	1:B:470:ARG:CB	2.64	0.45
1:B:1400:LEU:CB	1:B:1442:THR:HA	2.47	0.45
1:A:19:ALA:HB2	1:A:218:TRP:HZ3	1.80	0.45
1:A:66:TYR:O	1:A:73:TRP:CZ2	2.70	0.45
1:A:69:GLN:HE21	1:A:99:GLU:HB2	1.82	0.45
1:A:98:LEU:O	1:A:102:GLN:CD	2.54	0.45
1:A:128:SER:O	1:A:130:LYS:CG	2.63	0.45
1:A:166:PHE:CZ	1:A:217:SER:CA	2.95	0.45
1:A:179:GLY:O	1:A:220:ILE:HB	2.17	0.45
1:A:304:ARG:NE	1:A:367:ILE:HG23	2.32	0.45
1:A:449:ALA:O	1:A:450:SER:C	2.55	0.45
1:A:455:SER:CA	1:A:459:LYS:HE2	2.46	0.45
1:A:458:GLY:H	1:A:459:LYS:NZ	2.12	0.45
1:A:508:LYS:HZ2	1:A:512:GLU:CG	2.28	0.45
1:A:511:ARG:N	1:A:516:LEU:CD2	2.80	0.45
1:A:666:ILE:CB	1:A:670:LEU:H	2.30	0.45
1:B:68:ALA:HB1	1:B:95:ALA:C	2.36	0.45
1:B:384:ARG:HB2	1:B:434:PRO:HD3	1.98	0.45
1:B:518:GLN:N	1:B:518:GLN:NE2	2.64	0.45

Continued on next page...

Continued from previous page...

Atom-1	Atom-2	Interatomic distance (Å)	Clash overlap (Å)
1:B:1246:ALA:HA	1:B:1286:GLU:HA	1.98	0.45
1:A:67:SER:N	1:A:99:GLU:OE2	2.50	0.45
1:A:184:LEU:CA	1:A:185:ASN:HD22	2.28	0.45
1:A:230:LYS:HE2	1:A:230:LYS:N	2.31	0.45
1:A:242:LEU:O	1:A:250:PHE:CD1	2.70	0.45
1:A:244:HIS:CB	1:A:430:PHE:CD1	3.00	0.45
1:A:281:LEU:O	1:A:308:LEU:CG	2.65	0.45
1:A:298:TYR:CD1	1:A:381:LEU:HA	2.52	0.45
1:A:384:ARG:HG3	1:A:385:ASN:ND2	2.31	0.45
1:A:402:THR:N	1:A:418:ILE:CG2	2.59	0.45
1:A:406:ILE:CD1	1:A:415:MET:HG3	2.47	0.45
1:B:44:GLY:CA	1:B:50:PRO:HD3	2.35	0.45
1:B:184:LEU:CG	1:B:193:LEU:HB3	2.46	0.45
1:B:249:LYS:HG2	1:B:264:LEU:CB	2.46	0.45
1:B:249:LYS:HB3	1:B:264:LEU:CD1	2.46	0.45
1:B:298:TYR:O	1:B:298:TYR:HD1	1.99	0.45
1:B:304:ARG:N	1:B:367:ILE:CG2	2.80	0.45
1:B:353:TYR:CZ	1:B:395:THR:HG23	2.52	0.45
1:B:417:LYS:HA	1:B:417:LYS:HD2	1.80	0.45
1:B:1203:ARG:O	1:B:1207:ASN:N	2.50	0.45
1:A:18:TYR:CB	1:A:219:LYS:CD	2.95	0.45
1:A:162:TYR:CE1	1:A:187:VAL:CG1	3.00	0.45
1:A:196:SER:O	1:A:198:HIS:N	2.50	0.45
1:A:393:LEU:HB3	1:A:394:CYS:SG	2.57	0.45
1:A:518:GLN:O	1:A:519:ILE:C	2.55	0.45
1:B:27:ILE:HD11	1:B:37:CYS:SG	2.57	0.45
1:B:131:TYR:HD1	1:B:131:TYR:HA	1.44	0.45
1:B:133:THR:O	1:B:152:ASP:OD2	2.34	0.45
1:B:248:GLU:O	1:B:250:PHE:CZ	2.69	0.45
1:B:299:TRP:H	1:B:381:LEU:N	2.14	0.45
1:B:598:LEU:O	1:B:599:LEU:C	2.54	0.45
1:B:654:LYS:C	1:B:658:ASN:CB	2.85	0.45
1:B:744:CYS:HA	1:B:1085:ARG:HA	1.92	0.45
1:A:20:GLU:OE2	1:A:218:TRP:C	2.55	0.45
1:A:63:MET:CE	1:A:160:TRP:CD2	3.00	0.45
1:A:223:PHE:HE2	1:A:292:CYS:CB	2.25	0.45
1:A:242:LEU:HD21	1:A:251:LEU:HD22	1.97	0.45
1:A:257:ARG:O	1:A:258:LYS:CB	2.65	0.45
1:A:317:GLU:OE1	1:A:317:GLU:N	2.50	0.45
1:A:407:ASP:OD2	1:A:413:PRO:CG	2.65	0.45
1:A:477:LEU:HD11	1:A:552:ILE:HG23	1.94	0.45

Continued on next page...

Continued from previous page...

Atom-1	Atom-2	Interatomic distance (Å)	Clash overlap (Å)
1:A:1442:THR:O	1:A:1445:HIS:CB	2.65	0.45
1:B:26:PHE:CE1	1:B:45:ASP:CA	2.99	0.45
1:B:130:LYS:CG	1:B:151:LEU:C	2.86	0.45
1:B:135:ASN:ND2	1:B:148:ARG:HD3	2.32	0.45
1:B:299:TRP:CD1	1:B:380:SER:HA	2.51	0.45
1:B:300:ASN:ND2	1:B:369:GLU:HG3	2.32	0.45
1:B:360:GLU:O	1:B:363:ASP:HB2	2.17	0.45
1:B:477:LEU:CA	1:B:480:LEU:CD1	2.84	0.45
1:B:827:ASP:O	1:B:830:LYS:CB	2.65	0.45
1:B:1433:THR:CB	1:B:1492:SER:CB	2.95	0.45
1:A:161:PHE:CB	1:A:185:ASN:O	2.65	0.45
1:A:244:HIS:CD2	1:A:429:ALA:N	2.80	0.45
1:A:249:LYS:HG3	1:A:401:SER:HG	1.80	0.45
1:A:263:PHE:CD2	1:A:414:VAL:C	2.90	0.45
1:A:314:LEU:C	1:A:358:VAL:CG2	2.85	0.45
1:A:451:LYS:NZ	1:A:451:LYS:N	2.65	0.45
1:A:460:LEU:C	1:A:460:LEU:CD1	2.85	0.45
1:B:57:LEU:HD23	1:B:57:LEU:C	2.38	0.45
1:B:247:GLN:OE1	1:B:403:ASN:ND2	2.48	0.45
1:B:259:LYS:CE	1:B:261:HIS:CE1	3.00	0.45
1:B:464:THR:OG1	1:B:465:ILE:N	2.49	0.45
1:B:473:VAL:O	1:B:477:LEU:CG	2.60	0.45
1:B:1244:PHE:CB	1:B:1248:ASN:CB	2.95	0.45
1:B:1432:ASP:O	1:B:1433:THR:CB	2.64	0.45
1:A:10:HIS:NE2	1:A:114:VAL:CG2	2.80	0.44
1:A:30:LEU:HG	1:A:36:ARG:O	2.17	0.44
1:A:508:LYS:HE3	1:A:512:GLU:HG3	2.00	0.44
1:B:88:LEU:O	1:B:92:LEU:HB2	2.17	0.44
1:B:130:LYS:CE	1:B:151:LEU:HD13	2.45	0.44
1:B:308:LEU:N	1:B:308:LEU:CD2	2.75	0.44
1:B:440:VAL:H	1:B:441:ARG:NH2	2.12	0.44
1:B:1371:LEU:C	1:B:1375:ILE:CB	2.85	0.44
1:A:18:TYR:CE2	1:A:26:PHE:CG	3.06	0.44
1:A:30:LEU:HD13	1:A:34:ASP:HB3	1.99	0.44
1:A:33:VAL:HG11	1:A:448:ASP:O	2.16	0.44
1:A:161:PHE:N	1:A:187:VAL:HG23	2.32	0.44
1:A:244:HIS:HB3	1:A:247:GLN:N	2.31	0.44
1:A:244:HIS:NE2	1:A:428:GLU:HB3	2.32	0.44
1:A:370:LEU:CA	1:A:390:LEU:HD13	2.34	0.44
1:A:417:LYS:HB3	1:A:418:ILE:H	1.31	0.44
1:A:446:ALA:HB3	1:A:513:GLN:CD	2.37	0.44

Continued on next page...

Continued from previous page...

Atom-1	Atom-2	Interatomic distance (Å)	Clash overlap (Å)
1:A:456:ILE:HA	1:A:459:LYS:CG	2.47	0.44
1:A:978:LEU:O	1:A:982:LEU:CB	2.65	0.44
1:A:1240:PHE:O	1:A:1241:LEU:C	2.55	0.44
1:B:14:ILE:HD12	1:B:14:ILE:N	2.29	0.44
1:B:181:LYS:HA	1:B:218:TRP:H	1.82	0.44
1:B:241:ARG:CZ	1:B:433:VAL:HG23	2.45	0.44
1:B:438:ALA:C	1:B:441:ARG:HH21	2.20	0.44
1:B:504:ARG:O	1:B:507:GLN:HB2	2.17	0.44
1:B:1371:LEU:O	1:B:1375:ILE:CB	2.65	0.44
1:A:18:TYR:CE2	1:A:26:PHE:CD1	3.05	0.44
1:A:143:GLU:CG	1:A:210:ASN:HD21	2.30	0.44
1:A:256:HIS:ND1	1:A:257:ARG:HG2	2.32	0.44
1:A:302:LEU:HD12	1:A:302:LEU:HA	1.23	0.44
1:A:1005:ASN:O	1:A:1006:SER:CB	2.65	0.44
1:B:11:ILE:HG23	1:B:60:LEU:O	2.18	0.44
1:B:286:VAL:HG11	1:B:288:GLN:HG2	1.98	0.44
1:B:456:ILE:HG23	1:B:469:GLU:CD	2.38	0.44
1:B:465:ILE:O	1:B:466:THR:CB	2.65	0.44
1:B:1219:GLN:HA	1:B:1230:MET:CB	2.47	0.44
1:A:65:ARG:NH2	1:A:103:ASN:N	2.64	0.44
1:A:87:VAL:CG1	1:A:91:LYS:HE3	2.48	0.44
1:A:201:VAL:O	1:A:204:PRO:CG	2.65	0.44
1:A:263:PHE:CB	1:A:406:ILE:CD1	2.94	0.44
1:A:298:TYR:CZ	1:A:381:LEU:HD22	2.52	0.44
1:A:299:TRP:CZ3	1:A:370:LEU:HB2	2.43	0.44
1:A:451:LYS:HE3	1:A:451:LYS:HB3	1.25	0.44
1:A:1382:ALA:HB1	1:A:1423:ILE:HA	1.98	0.44
1:B:167:TYR:CD1	1:B:169:LEU:CD1	3.00	0.44
1:B:220:ILE:O	1:B:220:ILE:CG2	2.65	0.44
1:B:287:VAL:H	1:B:304:ARG:CD	2.31	0.44
1:B:319:ASP:OD2	1:B:354:SER:CB	2.65	0.44
1:B:484:VAL:O	1:B:562:HIS:ND1	2.50	0.44
1:B:485:THR:N	1:B:506:ARG:NH1	2.64	0.44
1:B:598:LEU:HA	1:B:602:ASN:CB	2.48	0.44
1:A:166:PHE:CE2	1:A:217:SER:HB3	2.53	0.44
1:A:230:LYS:HA	1:A:230:LYS:NZ	2.33	0.44
1:A:235:LYS:CE	1:A:384:ARG:NH1	2.75	0.44
1:A:244:HIS:HA	1:A:430:PHE:CD1	2.52	0.44
1:A:304:ARG:HD2	1:A:304:ARG:HA	1.80	0.44
1:A:518:GLN:NE2	1:A:522:LEU:HD11	2.10	0.44
1:B:14:ILE:O	1:B:223:PHE:CB	2.66	0.44

Continued on next page...

Continued from previous page...

Atom-1	Atom-2	Interatomic distance (Å)	Clash overlap (Å)
1:B:145:ASN:O	1:B:146:ALA:HB2	2.18	0.44
1:B:299:TRP:H	1:B:381:LEU:CA	2.31	0.44
1:B:424:LYS:HZ2	1:B:424:LYS:C	2.13	0.44
1:B:560:LEU:HD21	1:B:564:GLN:NE2	2.32	0.44
1:B:1292:VAL:CB	1:B:1344:PHE:O	2.65	0.44
1:A:9:LEU:HD22	1:A:220:ILE:CG2	2.48	0.44
1:A:19:ALA:CB	1:A:218:TRP:HZ3	2.29	0.44
1:A:122:GLN:O	1:A:123:LEU:HG	2.18	0.44
1:A:196:SER:CB	1:A:198:HIS:CE1	3.00	0.44
1:A:256:HIS:CE1	1:A:257:ARG:HG2	2.53	0.44
1:A:283:GLU:CD	1:A:306:LYS:HB3	2.37	0.44
1:A:511:ARG:CA	1:A:516:LEU:HD11	2.45	0.44
1:A:574:ILE:O	1:A:578:PHE:CB	2.66	0.44
1:B:16:SER:O	1:B:46:LEU:HD11	2.17	0.44
1:B:33:VAL:CG2	1:B:445:PHE:CD2	3.01	0.44
1:B:115:ILE:HD11	1:B:121:ILE:CG2	2.46	0.44
1:B:137:ARG:C	1:B:147:MET:HA	2.38	0.44
1:B:184:LEU:HD13	1:B:193:LEU:HD13	1.98	0.44
1:B:266:THR:HG22	1:B:266:THR:O	2.18	0.44
1:B:307:HIS:HB2	1:B:312:HIS:H	1.83	0.44
1:B:392:HIS:CG	1:B:395:THR:HB	2.53	0.44
1:B:503:ASN:CB	1:B:506:ARG:HG3	2.48	0.44
1:B:510:MET:CB	1:B:515:ILE:CG2	2.84	0.44
1:B:1130:GLU:O	1:B:1131:LEU:C	2.55	0.44
1:B:1218:LEU:O	1:B:1230:MET:O	2.35	0.44
1:A:26:PHE:CZ	1:A:49:PRO:HA	2.52	0.44
1:A:120:VAL:HG12	1:A:120:VAL:O	2.17	0.44
1:A:170:ARG:HH11	1:A:170:ARG:HG3	1.83	0.44
1:A:263:PHE:N	1:A:263:PHE:CD1	2.84	0.44
1:A:304:ARG:HD3	1:A:367:ILE:HG22	1.95	0.44
1:A:314:LEU:O	1:A:358:VAL:HG22	2.18	0.44
1:A:964:ASP:C	1:A:967:VAL:H	2.21	0.44
1:B:16:SER:O	1:B:46:LEU:CD1	2.66	0.44
1:B:16:SER:HB2	1:B:292:CYS:HB3	1.98	0.44
1:B:110:LEU:HD23	1:B:110:LEU:N	2.33	0.44
1:B:223:PHE:CD1	1:B:293:ARG:HA	2.42	0.44
1:B:244:HIS:NE2	1:B:248:GLU:N	2.65	0.44
1:B:385:ASN:OD1	1:B:433:VAL:CB	2.65	0.44
1:B:404:ILE:O	1:B:416:LEU:N	2.51	0.44
1:B:683:GLY:O	1:B:687:LEU:CB	2.65	0.44
1:A:106:GLU:O	1:A:109:LYS:HE2	2.17	0.44

Continued on next page...

Continued from previous page...

Atom-1	Atom-2	Interatomic distance (Å)	Clash overlap (Å)
1:A:110:LEU:O	1:A:110:LEU:CG	2.47	0.44
1:A:142:LEU:HD22	1:A:198:HIS:CG	2.53	0.44
1:A:256:HIS:HE1	1:A:257:ARG:HE	1.66	0.44
1:A:282:TRP:HA	1:A:308:LEU:HG	1.99	0.44
1:A:283:GLU:HG2	1:A:306:LYS:CB	2.32	0.44
1:B:75:ALA:HB2	1:B:92:LEU:HD12	1.99	0.44
1:B:169:LEU:O	1:B:170:ARG:HG2	2.17	0.44
1:A:62:PRO:HG3	1:A:110:LEU:CD2	2.48	0.44
1:A:139:PRO:O	1:A:148:ARG:NE	2.51	0.44
1:A:140:ALA:HA	1:A:148:ARG:HD3	1.99	0.44
1:A:193:LEU:CD1	1:A:218:TRP:HE1	2.27	0.44
1:A:249:LYS:C	1:A:264:LEU:CD2	2.84	0.44
1:A:353:TYR:CG	1:A:397:THR:HG22	2.53	0.44
1:A:384:ARG:HE	1:A:385:ASN:HD21	1.66	0.44
1:A:696:VAL:O	1:A:700:TRP:CB	2.66	0.44
1:A:1231:GLN:O	1:A:1235:ARG:CB	2.65	0.44
1:B:389:ARG:HA	1:B:428:GLU:O	2.18	0.44
1:B:400:HIS:HB2	1:B:420:THR:C	2.36	0.44
1:B:478:GLU:OE1	1:B:479:ASP:N	2.50	0.44
1:B:482:TYR:HD1	1:B:482:TYR:C	2.21	0.44
1:B:515:ILE:O	1:B:519:ILE:HD13	2.18	0.44
1:A:139:PRO:CD	1:A:148:ARG:HE	2.31	0.43
1:A:170:ARG:CB	1:A:180:ASP:OD2	2.66	0.43
1:A:239:VAL:HG22	1:A:435:VAL:HG23	2.00	0.43
1:A:288:GLN:NE2	1:A:288:GLN:CA	2.73	0.43
1:A:303:PHE:CD1	1:A:370:LEU:HD21	2.52	0.43
1:A:511:ARG:CB	1:A:512:GLU:OE2	2.62	0.43
1:A:1064:LEU:CB	1:A:1101:GLN:CB	2.96	0.43
1:A:1381:LEU:O	1:A:1382:ALA:C	2.55	0.43
1:B:11:ILE:CG2	1:B:61:CYS:CA	2.95	0.43
1:B:72:PHE:HA	1:B:92:LEU:CD1	2.40	0.43
1:B:128:SER:OG	1:B:151:LEU:CD2	2.66	0.43
1:B:249:LYS:NZ	1:B:416:LEU:HG	2.33	0.43
1:B:287:VAL:H	1:B:304:ARG:HD3	1.83	0.43
1:B:303:PHE:C	1:B:367:ILE:HG22	2.38	0.43
1:A:162:TYR:CE1	1:A:187:VAL:HG13	2.53	0.43
1:A:515:ILE:HG23	1:A:515:ILE:HD12	1.32	0.43
1:A:739:LEU:O	1:A:740:PHE:C	2.56	0.43
1:B:18:TYR:CA	1:B:46:LEU:HG	2.40	0.43
1:B:75:ALA:C	1:B:89:LEU:HD13	2.38	0.43
1:B:115:ILE:HG22	1:B:176:VAL:CG2	2.48	0.43

Continued on next page...

Continued from previous page...

Atom-1	Atom-2	Interatomic distance (Å)	Clash overlap (Å)
1:B:196:SER:CB	1:B:209:VAL:HA	2.47	0.43
1:B:263:PHE:HE2	1:B:265:ARG:HG2	1.83	0.43
1:B:319:ASP:CG	1:B:354:SER:OG	2.56	0.43
1:B:384:ARG:HD3	1:B:434:PRO:HB3	2.00	0.43
1:B:435:VAL:HG12	1:B:439:GLU:OE2	2.16	0.43
1:B:476:LEU:O	1:B:479:ASP:N	2.51	0.43
1:B:504:ARG:HH12	1:B:566:ASP:C	2.22	0.43
1:A:15:CYS:HB3	1:A:223:PHE:N	2.34	0.43
1:A:399:VAL:HA	1:A:420:THR:HA	2.00	0.43
1:A:456:ILE:HG21	1:A:473:VAL:CG2	2.48	0.43
1:A:507:GLN:NE2	1:A:562:HIS:HD2	2.10	0.43
1:B:9:LEU:O	1:B:10:HIS:CG	2.71	0.43
1:B:65:ARG:O	1:B:65:ARG:HG2	2.18	0.43
1:B:109:LYS:HE2	1:B:109:LYS:HA	2.00	0.43
1:B:265:ARG:O	1:B:267:THR:N	2.51	0.43
1:B:365:SER:HB2	1:B:368:PHE:HE1	1.83	0.43
1:B:1379:GLU:O	1:B:1383:VAL:N	2.28	0.43
1:A:7:SER:O	1:A:178:ILE:CA	2.66	0.43
1:A:11:ILE:HD11	1:A:115:ILE:CG1	2.48	0.43
1:A:18:TYR:CB	1:A:219:LYS:HD2	2.48	0.43
1:A:234:LEU:HD13	1:A:384:ARG:HA	1.99	0.43
1:A:384:ARG:HE	1:A:385:ASN:ND2	2.16	0.43
1:A:1050:LEU:O	1:A:1051:ASP:C	2.57	0.43
1:B:26:PHE:CE1	1:B:45:ASP:C	2.92	0.43
1:B:46:LEU:HB3	1:B:221:VAL:CG1	2.49	0.43
1:B:130:LYS:HB2	1:B:153:GLU:OE2	2.19	0.43
1:B:287:VAL:O	1:B:288:GLN:OE1	2.36	0.43
1:B:355:LEU:HD13	1:B:417:LYS:NZ	2.33	0.43
1:B:403:ASN:HA	1:B:416:LEU:HD11	1.96	0.43
1:B:415:MET:O	1:B:416:LEU:C	2.57	0.43
1:A:140:ALA:C	1:A:141:LEU:HD23	2.38	0.43
1:A:510:MET:HB3	1:A:516:LEU:HD21	1.95	0.43
1:A:1129:SER:O	1:A:1133:VAL:N	2.52	0.43
1:A:1332:ALA:CB	1:A:1376:HIS:CB	2.95	0.43
1:B:66:TYR:HB2	1:B:69:GLN:CD	2.38	0.43
1:B:287:VAL:N	1:B:304:ARG:NE	2.66	0.43
1:B:456:ILE:HD12	1:B:469:GLU:OE2	2.17	0.43
1:B:1090:ARG:CA	1:B:1176:VAL:N	2.81	0.43
1:A:17:LEU:HD21	1:A:218:TRP:HB3	2.01	0.43
1:A:18:TYR:HD1	1:A:24:ASN:HB2	1.84	0.43
1:A:41:PRO:HD2	1:A:42:GLU:OE2	2.17	0.43

Continued on next page...

Continued from previous page...

Atom-1	Atom-2	Interatomic distance (Å)	Clash overlap (Å)
1:A:98:LEU:HB3	1:A:102:GLN:NE2	2.34	0.43
1:A:117:TYR:CD2	1:A:172:ILE:HA	2.54	0.43
1:A:138:LEU:HD13	1:A:148:ARG:CZ	2.49	0.43
1:A:157:GLU:CB	1:A:188:ASN:HD21	2.31	0.43
1:A:222:LEU:N	1:A:222:LEU:HD13	2.33	0.43
1:A:406:ILE:CD1	1:A:415:MET:CB	2.91	0.43
1:A:406:ILE:HD11	1:A:417:LYS:HA	2.01	0.43
1:A:446:ALA:CB	1:A:515:ILE:HG12	2.46	0.43
1:A:1422:TYR:HA	1:A:1426:LEU:CB	2.49	0.43
1:B:37:CYS:O	1:B:38:VAL:HG13	2.18	0.43
1:B:57:LEU:O	1:B:58:PHE:HD1	2.01	0.43
1:B:63:MET:O	1:B:107:ASN:ND2	2.51	0.43
1:B:242:LEU:HD21	1:B:282:TRP:CZ2	2.54	0.43
1:B:319:ASP:HB2	1:B:354:SER:OG	2.19	0.43
1:B:390:LEU:HD11	1:B:399:VAL:HG23	2.01	0.43
1:B:430:PHE:O	1:B:432:ILE:HD11	2.19	0.43
1:B:703:SER:O	1:B:733:TYR:O	2.36	0.43
1:B:1218:LEU:O	1:B:1230:MET:CB	2.66	0.43
1:B:1355:ILE:O	1:B:1356:GLN:C	2.55	0.43
1:A:27:ILE:HD13	1:A:27:ILE:HA	1.90	0.43
1:A:40:GLN:HA	1:A:207:ASN:ND2	2.34	0.43
1:A:139:PRO:N	1:A:148:ARG:HE	2.16	0.43
1:A:445:PHE:CD2	1:A:483:PHE:CG	3.06	0.43
1:B:59:LYS:O	1:B:61:CYS:SG	2.76	0.43
1:B:63:MET:HG3	1:B:160:TRP:HE1	1.84	0.43
1:B:100:LYS:O	1:B:103:ASN:CG	2.56	0.43
1:B:141:LEU:HD23	1:B:208:GLU:OE2	2.18	0.43
1:B:286:VAL:HG12	1:B:288:GLN:N	2.34	0.43
1:B:385:ASN:ND2	1:B:433:VAL:HG22	2.32	0.43
1:B:475:LYS:O	1:B:479:ASP:OD2	2.36	0.43
1:A:18:TYR:CE2	1:A:26:PHE:CE2	3.05	0.43
1:A:119:ASN:O	1:A:163:ILE:HG22	2.19	0.43
1:A:123:LEU:O	1:A:131:TYR:HD1	2.02	0.43
1:A:183:VAL:HG11	1:A:192:PRO:CB	2.49	0.43
1:A:1316:VAL:CB	1:A:1323:ILE:O	2.67	0.43
1:B:32:LEU:HD11	1:B:444:ASP:C	2.39	0.43
1:B:66:TYR:CD1	1:B:100:LYS:CE	3.02	0.43
1:B:241:ARG:NE	1:B:433:VAL:O	2.52	0.43
1:B:304:ARG:NH2	1:B:367:ILE:HD12	2.34	0.43
1:B:305:PHE:CE1	1:B:367:ILE:HG22	2.53	0.43
1:B:1242:GLN:O	1:B:1243:ASN:CB	2.67	0.43

Continued on next page...

Continued from previous page...

Atom-1	Atom-2	Interatomic distance (Å)	Clash overlap (Å)
1:A:14:ILE:HB	1:A:58:PHE:C	2.38	0.43
1:A:87:VAL:HA	1:A:90:ASN:HD22	1.76	0.43
1:A:166:PHE:HE2	1:A:218:TRP:H	1.66	0.43
1:A:282:TRP:CE3	1:A:308:LEU:N	2.86	0.43
1:A:364:ILE:HA	1:A:367:ILE:CG1	2.46	0.43
1:A:391:ARG:HD2	1:A:398:TRP:CG	2.54	0.43
1:B:102:GLN:CD	1:B:106:GLU:HB3	2.39	0.43
1:B:135:ASN:OD1	1:B:148:ARG:O	2.36	0.43
1:B:168:LYS:NZ	1:B:168:LYS:CB	2.82	0.43
1:B:283:GLU:C	1:B:306:LYS:HB2	2.22	0.43
1:B:389:ARG:N	1:B:389:ARG:HD3	2.34	0.43
1:B:448:ASP:O	1:B:448:ASP:OD1	2.37	0.43
1:B:560:LEU:HD22	1:B:564:GLN:HG3	1.99	0.43
1:A:11:ILE:HG22	1:A:12:GLY:H	1.82	0.43
1:A:30:LEU:CB	1:A:34:ASP:O	2.63	0.43
1:A:259:LYS:N	1:A:259:LYS:CE	2.79	0.43
1:A:264:LEU:CD2	1:A:264:LEU:C	2.88	0.43
1:A:445:PHE:O	1:A:446:ALA:C	2.55	0.43
1:A:555:LEU:HD23	1:A:555:LEU:HA	1.22	0.43
1:B:32:LEU:N	1:B:32:LEU:CD2	2.73	0.43
1:B:54:ARG:NH1	1:B:55:ASP:H	2.17	0.43
1:B:66:TYR:CE1	1:B:100:LYS:CA	2.89	0.43
1:B:96:ALA:O	1:B:100:LYS:CE	2.66	0.43
1:B:385:ASN:H	1:B:432:ILE:CA	2.32	0.43
1:B:421:SER:N	1:B:425:GLU:O	2.52	0.43
1:B:484:VAL:HG23	1:B:506:ARG:CD	2.48	0.43
1:A:33:VAL:HG22	1:A:448:ASP:CG	2.40	0.42
1:A:234:LEU:HD12	1:A:234:LEU:HA	1.88	0.42
1:A:243:PHE:HE1	1:A:431:ALA:HB3	1.84	0.42
1:A:244:HIS:HD2	1:A:430:PHE:CA	2.31	0.42
1:A:280:ALA:O	1:A:282:TRP:CD1	2.72	0.42
1:A:290:ASP:HB3	1:A:291:PRO:HD2	2.00	0.42
1:A:384:ARG:HE	1:A:385:ASN:CG	2.23	0.42
1:A:459:LYS:HD2	1:A:460:LEU:H	1.84	0.42
1:A:1427:ASN:O	1:A:1431:VAL:CB	2.67	0.42
1:B:94:HIS:CE1	1:B:98:LEU:CD1	3.02	0.42
1:B:181:LYS:NZ	1:B:218:TRP:CE3	2.87	0.42
1:B:235:LYS:O	1:B:238:ASP:HB2	2.19	0.42
1:B:523:LEU:N	1:B:523:LEU:HD22	2.34	0.42
1:B:856:ASP:CA	1:B:860:ASN:H	2.29	0.42
1:A:304:ARG:NH1	1:A:367:ILE:HD13	2.34	0.42

Continued on next page...

Continued from previous page...

Atom-1	Atom-2	Interatomic distance (Å)	Clash overlap (Å)
1:A:316:ALA:HB1	1:A:355:LEU:CA	2.47	0.42
1:A:353:TYR:CB	1:A:420:THR:O	2.67	0.42
1:A:504:ARG:HB3	1:A:505:GLU:OE1	2.20	0.42
1:A:644:SER:O	1:A:645:ILE:C	2.58	0.42
1:B:71:GLN:HA	1:B:71:GLN:HE21	1.84	0.42
1:B:179:GLY:HA2	1:B:220:ILE:O	2.19	0.42
1:B:230:LYS:HD3	1:B:230:LYS:HA	1.85	0.42
1:B:420:THR:CG2	1:B:425:GLU:O	2.58	0.42
1:B:555:LEU:HA	1:B:555:LEU:HD23	1.70	0.42
1:B:1438:LYS:O	1:B:1444:ASN:HA	2.20	0.42
1:A:69:GLN:O	1:A:70:LYS:C	2.57	0.42
1:A:72:PHE:O	1:A:72:PHE:CD1	2.73	0.42
1:A:140:ALA:CA	1:A:148:ARG:HA	2.49	0.42
1:A:162:TYR:CD1	1:A:187:VAL:HG13	2.55	0.42
1:A:186:PRO:O	1:A:188:ASN:N	2.46	0.42
1:A:250:PHE:HZ	1:A:280:ALA:HB1	1.71	0.42
1:A:255:GLU:OE1	1:A:259:LYS:N	2.52	0.42
1:A:418:ILE:HG23	1:A:418:ILE:HD13	1.43	0.42
1:A:456:ILE:O	1:A:459:LYS:CD	2.61	0.42
1:A:631:LEU:O	1:A:634:LEU:CB	2.67	0.42
1:B:111:LEU:HD13	1:B:226:TRP:CH2	2.44	0.42
1:B:122:GLN:HE21	1:B:122:GLN:HB3	1.65	0.42
1:B:135:ASN:O	1:B:136:LYS:C	2.58	0.42
1:B:241:ARG:CZ	1:B:433:VAL:CB	2.97	0.42
1:B:249:LYS:HG3	1:B:266:THR:N	2.34	0.42
1:B:1191:SER:CB	1:B:1236:LEU:O	2.67	0.42
1:B:1401:PRO:N	1:B:1442:THR:CB	2.82	0.42
1:A:227:SER:C	1:A:230:LYS:HG2	2.40	0.42
1:A:437:PRO:O	1:A:441:ARG:CG	2.67	0.42
1:A:473:VAL:O	1:A:477:LEU:HG	2.19	0.42
1:A:510:MET:SD	1:A:516:LEU:HB3	2.60	0.42
1:A:1062:ARG:O	1:A:1066:HIS:N	2.45	0.42
1:A:1225:ALA:N	1:A:1271:VAL:CB	2.82	0.42
1:B:15:CYS:C	1:B:220:ILE:HD11	2.39	0.42
1:B:26:PHE:CZ	1:B:45:ASP:HA	2.53	0.42
1:B:102:GLN:HB3	1:B:106:GLU:CD	2.38	0.42
1:B:137:ARG:HA	1:B:147:MET:CB	2.49	0.42
1:B:166:PHE:CE1	1:B:216:THR:C	2.92	0.42
1:B:287:VAL:HG22	1:B:290:ASP:N	2.33	0.42
1:A:11:ILE:CG2	1:A:12:GLY:N	2.82	0.42
1:A:46:LEU:O	1:A:291:PRO:CG	2.67	0.42

Continued on next page...

Continued from previous page...

Atom-1	Atom-2	Interatomic distance (Å)	Clash overlap (Å)
1:A:184:LEU:HG	1:A:185:ASN:N	2.34	0.42
1:A:235:LYS:HZ3	1:A:235:LYS:HG2	1.58	0.42
1:A:250:PHE:CZ	1:A:280:ALA:CB	2.88	0.42
1:A:389:ARG:CZ	1:A:389:ARG:CB	2.97	0.42
1:A:447:ASN:O	1:A:450:SER:CB	2.64	0.42
1:A:449:ALA:HB3	1:A:515:ILE:CD1	2.50	0.42
1:B:14:ILE:CB	1:B:223:PHE:HD2	2.24	0.42
1:B:54:ARG:HB2	1:B:127:LYS:HZ1	1.84	0.42
1:B:66:TYR:OH	1:B:103:ASN:ND2	2.52	0.42
1:B:68:ALA:HA	1:B:71:GLN:HG2	2.02	0.42
1:B:130:LYS:CB	1:B:153:GLU:OE2	2.68	0.42
1:B:192:PRO:CD	1:B:212:VAL:O	2.67	0.42
1:B:196:SER:HB2	1:B:210:ASN:H	1.83	0.42
1:B:277:SER:HA	1:B:508:LYS:CE	2.49	0.42
1:B:355:LEU:N	1:B:417:LYS:NZ	2.67	0.42
1:B:372:PRO:HB3	1:B:388:VAL:CG1	2.48	0.42
1:B:395:THR:CG2	1:B:397:THR:CG2	2.95	0.42
1:B:430:PHE:O	1:B:432:ILE:CD1	2.67	0.42
1:B:441:ARG:H	1:B:441:ARG:NH2	2.15	0.42
1:A:87:VAL:CA	1:A:90:ASN:HD22	2.30	0.42
1:A:185:ASN:OD1	1:A:191:GLN:HA	2.20	0.42
1:A:192:PRO:O	1:A:211:SER:O	2.37	0.42
1:A:219:LYS:HZ3	1:A:221:VAL:CG2	2.18	0.42
1:A:226:TRP:H	1:A:226:TRP:HD1	1.65	0.42
1:A:242:LEU:O	1:A:250:PHE:HD1	2.01	0.42
1:A:246:GLU:CB	1:A:429:ALA:CB	2.94	0.42
1:A:249:LYS:C	1:A:264:LEU:CD1	2.87	0.42
1:A:387:TYR:HA	1:A:430:PHE:O	2.20	0.42
1:B:33:VAL:CB	1:B:448:ASP:C	2.84	0.42
1:B:263:PHE:CZ	1:B:414:VAL:CG2	3.02	0.42
1:B:384:ARG:HB3	1:B:432:ILE:O	2.20	0.42
1:B:724:LYS:O	1:B:725:GLU:CB	2.68	0.42
1:A:41:PRO:HD2	1:A:42:GLU:H	1.83	0.42
1:A:58:PHE:CZ	1:A:124:LEU:C	2.93	0.42
1:B:37:CYS:C	1:B:38:VAL:CG1	2.88	0.42
1:B:234:LEU:HD22	1:B:234:LEU:HA	1.45	0.42
1:B:238:ASP:H	1:B:284:VAL:CG2	2.31	0.42
1:B:299:TRP:CZ2	1:B:379:ASP:C	2.93	0.42
1:B:410:GLU:HB3	1:B:411:GLU:H	1.49	0.42
1:B:518:GLN:HE21	1:B:518:GLN:CA	2.32	0.42
1:B:1058:ARG:O	1:B:1059:THR:CB	2.66	0.42

Continued on next page...

Continued from previous page...

Atom-1	Atom-2	Interatomic distance (Å)	Clash overlap (Å)
1:A:11:ILE:N	1:A:13:ASP:OD2	2.52	0.42
1:A:17:LEU:HA	1:A:219:LYS:HZ1	1.81	0.42
1:A:98:LEU:O	1:A:102:GLN:CG	2.68	0.42
1:A:118:GLY:CA	1:A:163:ILE:O	2.66	0.42
1:A:181:LYS:HA	1:A:220:ILE:HD13	2.02	0.42
1:A:303:PHE:CE2	1:A:370:LEU:CG	3.02	0.42
1:A:319:ASP:N	1:A:354:SER:OG	2.53	0.42
1:B:477:LEU:CA	1:B:555:LEU:HD22	2.49	0.42
1:B:480:LEU:HB3	1:B:483:PHE:HZ	1.85	0.42
1:B:509:LEU:O	1:B:513:GLN:OE1	2.38	0.42
1:B:660:THR:O	1:B:661:ASN:CB	2.68	0.42
1:B:1251:ASN:O	1:B:1255:LEU:O	2.38	0.42
1:A:14:ILE:HG12	1:A:60:LEU:H	1.84	0.42
1:A:33:VAL:HG13	1:A:448:ASP:O	2.19	0.42
1:A:65:ARG:NH2	1:A:103:ASN:CA	2.75	0.42
1:A:298:TYR:CE1	1:A:381:LEU:CD2	2.99	0.42
1:A:305:PHE:CE1	1:A:390:LEU:HD21	2.54	0.42
1:A:367:ILE:O	1:A:368:PHE:HD1	2.03	0.42
1:A:476:LEU:CA	1:A:479:ASP:OD1	2.68	0.42
1:A:477:LEU:HD12	1:A:552:ILE:HA	1.99	0.42
1:A:559:VAL:O	1:A:563:SER:HB2	2.20	0.42
1:A:1227:ASP:O	1:A:1228:THR:C	2.58	0.42
1:B:46:LEU:HD22	1:B:46:LEU:HA	1.54	0.42
1:B:58:PHE:CG	1:B:123:LEU:HD12	2.55	0.42
1:B:75:ALA:O	1:B:76:ALA:HB3	2.20	0.42
1:B:184:LEU:HD13	1:B:193:LEU:CD2	2.44	0.42
1:B:223:PHE:HA	1:B:294:GLY:H	1.84	0.42
1:B:263:PHE:CZ	1:B:415:MET:CE	3.03	0.42
1:B:263:PHE:HD2	1:B:264:LEU:O	2.03	0.42
1:B:264:LEU:N	1:B:416:LEU:O	2.49	0.42
1:B:281:LEU:HD11	1:B:440:VAL:HG22	2.02	0.42
1:B:435:VAL:HG11	1:B:439:GLU:OE2	2.19	0.42
1:B:439:GLU:C	1:B:442:ASP:OD1	2.58	0.42
1:B:449:ALA:O	1:B:452:VAL:HG23	2.19	0.42
1:A:11:ILE:CG1	1:A:115:ILE:HG13	2.50	0.42
1:A:24:ASN:OD1	1:A:24:ASN:O	2.38	0.42
1:A:124:LEU:CD1	1:A:125:HIS:H	2.28	0.42
1:A:308:LEU:CD1	1:A:309:ALA:H	2.21	0.42
1:A:406:ILE:CA	1:A:417:LYS:HG2	2.50	0.42
1:A:450:SER:HB2	1:A:451:LYS:HZ1	1.85	0.42
1:A:1405:ILE:O	1:A:1408:VAL:N	2.51	0.42

Continued on next page...

Continued from previous page...

Atom-1	Atom-2	Interatomic distance (Å)	Clash overlap (Å)
1:B:10:HIS:HB3	1:B:112:GLY:CA	2.50	0.42
1:B:68:ALA:HB3	1:B:96:ALA:HA	2.02	0.42
1:B:192:PRO:N	1:B:212:VAL:O	2.53	0.42
1:B:262:VAL:HG23	1:B:357:SER:N	2.35	0.42
1:B:393:LEU:HD22	1:B:393:LEU:N	2.35	0.42
1:B:407:ASP:OD2	1:B:413:PRO:HA	2.19	0.42
1:B:457:ALA:C	1:B:459:LYS:N	2.73	0.42
1:B:665:LEU:C	1:B:667:GLU:HA	2.40	0.42
1:A:87:VAL:HG12	1:A:91:LYS:HE2	2.01	0.41
1:A:235:LYS:CD	1:A:238:ASP:CG	2.88	0.41
1:A:473:VAL:HG23	1:A:477:LEU:HD21	2.02	0.41
1:A:1225:ALA:HB1	1:A:1226:GLU:HA	2.02	0.41
1:B:130:LYS:CG	1:B:151:LEU:CD2	2.98	0.41
1:B:224:MET:SD	1:B:288:GLN:OE1	2.78	0.41
1:B:243:PHE:H	1:B:431:ALA:H	1.67	0.41
1:B:263:PHE:CG	1:B:415:MET:HA	2.50	0.41
1:B:290:ASP:CG	1:B:293:ARG:CB	2.89	0.41
1:B:418:ILE:HB	1:B:419:GLY:H	1.70	0.41
1:B:507:GLN:CG	1:B:563:SER:CA	2.89	0.41
1:B:580:PHE:O	1:B:581:MET:C	2.57	0.41
1:B:612:ALA:C	1:B:614:GLU:N	2.72	0.41
1:B:725:GLU:CB	1:B:861:LYS:C	2.88	0.41
1:B:847:VAL:O	1:B:849:CYS:O	2.38	0.41
1:B:1488:THR:O	1:B:1489:PHE:CB	2.67	0.41
1:A:61:CYS:O	1:A:122:GLN:O	2.38	0.41
1:A:69:GLN:HB2	1:A:73:TRP:HE1	1.84	0.41
1:A:90:ASN:H	1:A:90:ASN:HD22	1.68	0.41
1:A:240:VAL:C	1:A:433:VAL:O	2.59	0.41
1:A:252:THR:O	1:A:263:PHE:CD1	2.74	0.41
1:A:263:PHE:N	1:A:263:PHE:HD1	2.18	0.41
1:A:314:LEU:HD13	1:A:355:LEU:HD23	2.02	0.41
1:A:410:GLU:HB2	1:A:413:PRO:HB3	1.96	0.41
1:A:643:LYS:O	1:A:647:VAL:CB	2.68	0.41
1:A:1317:LYS:HA	1:A:1322:PHE:C	2.40	0.41
1:B:53:PHE:CZ	1:B:292:CYS:SG	3.09	0.41
1:B:66:TYR:CB	1:B:69:GLN:CG	2.94	0.41
1:B:68:ALA:CB	1:B:96:ALA:HA	2.50	0.41
1:B:103:ASN:HA	1:B:106:GLU:CG	2.50	0.41
1:B:133:THR:HB	1:B:152:ASP:HB2	2.02	0.41
1:B:244:HIS:CE1	1:B:249:LYS:CB	2.94	0.41
1:B:353:TYR:CD2	1:B:395:THR:HG21	2.54	0.41

Continued on next page...

Continued from previous page...

Atom-1	Atom-2	Interatomic distance (Å)	Clash overlap (Å)
1:B:366:SER:C	1:B:367:ILE:HG23	2.41	0.41
1:B:485:THR:H	1:B:506:ARG:CZ	2.32	0.41
1:A:8:PHE:CD2	1:A:177:VAL:HG22	2.55	0.41
1:A:316:ALA:CA	1:A:355:LEU:HA	2.50	0.41
1:A:407:ASP:CB	1:A:415:MET:HG2	2.49	0.41
1:B:148:ARG:NH2	1:B:150:THR:CG2	2.66	0.41
1:B:200:LEU:CD1	1:B:208:GLU:N	2.83	0.41
1:B:245:ALA:CB	1:B:387:TYR:HE2	2.32	0.41
1:A:11:ILE:C	1:A:13:ASP:OD2	2.57	0.41
1:A:185:ASN:OD1	1:A:191:GLN:CB	2.67	0.41
1:A:241:ARG:HH11	1:A:280:ALA:HB3	1.85	0.41
1:A:287:VAL:CB	1:A:302:LEU:HB3	2.50	0.41
1:A:412:LYS:N	1:A:413:PRO:HD3	2.35	0.41
1:A:466:THR:O	1:A:470:ARG:CB	2.68	0.41
1:A:511:ARG:CA	1:A:516:LEU:HD21	2.51	0.41
1:A:1132:TRP:O	1:A:1133:VAL:C	2.59	0.41
1:B:26:PHE:O	1:B:39:VAL:HB	2.18	0.41
1:B:63:MET:CG	1:B:160:TRP:HE1	2.33	0.41
1:B:63:MET:CG	1:B:160:TRP:NE1	2.79	0.41
1:B:116:GLN:OE1	1:B:173:GLY:N	2.53	0.41
1:B:195:ALA:O	1:B:209:VAL:HG22	2.19	0.41
1:B:263:PHE:CZ	1:B:414:VAL:HG23	2.56	0.41
1:B:264:LEU:C	1:B:416:LEU:HB2	2.40	0.41
1:B:290:ASP:CG	1:B:293:ARG:N	2.69	0.41
1:B:391:ARG:HG3	1:B:398:TRP:CD1	2.56	0.41
1:B:728:ASP:CB	1:B:866:VAL:CA	2.98	0.41
1:B:1000:GLU:H	1:B:1006:SER:N	2.17	0.41
1:A:7:SER:CA	1:A:178:ILE:HD13	2.51	0.41
1:A:14:ILE:CB	1:A:58:PHE:O	2.53	0.41
1:A:62:PRO:CG	1:A:110:LEU:CD2	2.93	0.41
1:A:244:HIS:CE1	1:A:428:GLU:OE2	2.73	0.41
1:A:248:GLU:O	1:A:250:PHE:N	2.53	0.41
1:A:391:ARG:NH2	1:A:392:HIS:HB3	2.35	0.41
1:A:1270:ALA:HB1	1:A:1316:VAL:HA	2.03	0.41
1:B:101:LYS:O	1:B:102:GLN:O	2.38	0.41
1:B:194:HIS:CG	1:B:210:ASN:O	2.73	0.41
1:B:281:LEU:HD11	1:B:440:VAL:CG2	2.50	0.41
1:B:286:VAL:CA	1:B:304:ARG:NE	2.59	0.41
1:B:319:ASP:CG	1:B:354:SER:HG	2.24	0.41
1:B:383:PRO:HG2	1:B:386:SER:OG	2.20	0.41
1:B:462:LYS:HD2	1:B:462:LYS:C	2.33	0.41

Continued on next page...

Continued from previous page...

Atom-1	Atom-2	Interatomic distance (Å)	Clash overlap (Å)
1:B:595:ILE:O	1:B:598:LEU:CB	2.69	0.41
1:A:166:PHE:HB2	1:A:181:LYS:O	2.21	0.41
1:A:407:ASP:OD2	1:A:413:PRO:CB	2.68	0.41
1:A:769:SER:O	1:A:770:ASP:C	2.57	0.41
1:A:1000:GLU:CB	1:A:1005:ASN:CA	2.99	0.41
1:B:166:PHE:HZ	1:B:216:THR:N	2.18	0.41
1:B:406:ILE:O	1:B:408:LYS:CD	2.51	0.41
1:B:511:ARG:HD2	1:B:511:ARG:C	2.41	0.41
1:B:1193:SER:O	1:B:1194:VAL:C	2.59	0.41
1:A:20:GLU:OE2	1:A:218:TRP:CA	2.68	0.41
1:A:27:ILE:O	1:A:56:CYS:CB	2.68	0.41
1:A:117:TYR:HE2	1:A:174:ASP:H	1.62	0.41
1:A:129:ASN:N	1:A:129:ASN:HD22	2.17	0.41
1:A:151:LEU:N	1:A:151:LEU:HD23	2.31	0.41
1:A:164:GLN:N	1:A:164:GLN:CD	2.74	0.41
1:A:255:GLU:OE2	1:A:259:LYS:C	2.59	0.41
1:A:368:PHE:CE1	1:A:392:HIS:CD2	3.09	0.41
1:A:1092:GLU:O	1:A:1093:VAL:CB	2.68	0.41
1:A:1418:VAL:O	1:A:1422:TYR:CB	2.69	0.41
1:B:54:ARG:CG	1:B:283:GLU:CD	2.82	0.41
1:B:130:LYS:HG2	1:B:151:LEU:C	2.41	0.41
1:B:219:LYS:HE2	1:B:221:VAL:HG12	2.02	0.41
1:B:290:ASP:OD2	1:B:290:ASP:C	2.58	0.41
1:B:305:PHE:O	1:B:313:TYR:CE2	2.73	0.41
1:B:371:ASP:OD2	1:B:389:ARG:CG	2.69	0.41
1:B:390:LEU:O	1:B:398:TRP:HB3	2.20	0.41
1:B:398:TRP:O	1:B:420:THR:CA	2.66	0.41
1:B:406:ILE:HG13	1:B:415:MET:HB3	2.03	0.41
1:B:516:LEU:HD23	1:B:563:SER:CB	2.50	0.41
1:B:551:HIS:CG	1:B:552:ILE:HD13	2.56	0.41
1:B:743:MET:C	1:B:745:LEU:N	2.74	0.41
1:A:53:PHE:CD1	1:A:53:PHE:O	2.73	0.41
1:A:124:LEU:N	1:A:131:TYR:HD1	2.19	0.41
1:A:138:LEU:CB	1:A:148:ARG:HG3	2.51	0.41
1:A:169:LEU:HD23	1:A:170:ARG:HH22	1.85	0.41
1:A:249:LYS:HB3	1:A:264:LEU:CD2	2.50	0.41
1:A:391:ARG:HE	1:A:392:HIS:CA	2.34	0.41
1:A:411:GLU:O	1:A:412:LYS:C	2.58	0.41
1:A:417:LYS:O	1:A:418:ILE:CD1	2.69	0.41
1:B:122:GLN:HB3	1:B:131:TYR:OH	2.21	0.41
1:B:208:GLU:HG2	1:B:209:VAL:N	2.36	0.41

Continued on next page...

Continued from previous page...

Atom-1	Atom-2	Interatomic distance (Å)	Clash overlap (Å)
1:B:257:ARG:O	1:B:257:ARG:CG	2.49	0.41
1:B:507:GLN:HE21	1:B:563:SER:N	2.19	0.41
1:B:515:ILE:CA	1:B:518:GLN:HB2	2.51	0.41
1:B:1355:ILE:O	1:B:1357:MET:CB	2.69	0.41
1:A:57:LEU:N	1:A:57:LEU:HD23	2.36	0.41
1:A:60:LEU:CD1	1:A:123:LEU:CD2	2.97	0.41
1:A:108:ARG:HB2	1:A:108:ARG:NH1	2.25	0.41
1:A:124:LEU:CD1	1:A:130:LYS:N	2.83	0.41
1:A:142:LEU:HD22	1:A:198:HIS:CD2	2.56	0.41
1:A:151:LEU:HD22	1:A:151:LEU:HA	1.56	0.41
1:A:238:ASP:O	1:A:284:VAL:HG23	2.21	0.41
1:A:251:LEU:O	1:A:251:LEU:CD2	2.67	0.41
1:A:263:PHE:CE2	1:A:414:VAL:HG23	2.48	0.41
1:A:387:TYR:HA	1:A:431:ALA:HB2	1.98	0.41
1:B:12:GLY:H	1:B:60:LEU:HD23	1.83	0.41
1:B:15:CYS:SG	1:B:221:VAL:O	2.75	0.41
1:B:32:LEU:HD11	1:B:445:PHE:N	2.36	0.41
1:B:54:ARG:N	1:B:54:ARG:NH1	2.59	0.41
1:B:56:CYS:CA	1:B:125:HIS:NE2	2.69	0.41
1:B:72:PHE:CE1	1:B:89:LEU:O	2.73	0.41
1:B:116:GLN:OE1	1:B:174:ASP:O	2.39	0.41
1:B:164:GLN:O	1:B:182:VAL:HB	2.21	0.41
1:B:193:LEU:HA	1:B:211:SER:HB2	2.02	0.41
1:B:224:MET:HG3	1:B:295:GLY:N	2.35	0.41
1:B:281:LEU:HB2	1:B:308:LEU:HB2	2.03	0.41
1:B:286:VAL:CG1	1:B:303:PHE:HD1	2.27	0.41
1:B:379:ASP:O	1:B:379:ASP:OD2	2.39	0.41
1:B:400:HIS:CG	1:B:402:THR:OG1	2.73	0.41
1:B:460:LEU:N	1:B:462:LYS:CE	2.70	0.41
1:B:598:LEU:CA	1:B:602:ASN:CB	2.98	0.41
1:B:654:LYS:O	1:B:658:ASN:CA	2.65	0.41
1:B:885:LEU:C	1:B:888:THR:H	2.22	0.41
1:B:1004:SER:O	1:B:1005:ASN:C	2.57	0.41
1:B:1130:GLU:HA	1:B:1217:LEU:CB	2.50	0.41
1:B:1134:TYR:CA	1:B:1233:ILE:CB	2.98	0.41
1:B:1270:ALA:HA	1:B:1315:ILE:CB	2.51	0.41
1:B:1491:SER:O	1:B:1492:SER:O	2.38	0.41
1:A:12:GLY:HA3	1:A:111:LEU:CG	2.51	0.41
1:A:26:PHE:HE1	1:A:44:GLY:CA	2.33	0.41
1:A:30:LEU:CD1	1:A:36:ARG:HB2	2.51	0.41
1:A:58:PHE:CE2	1:A:124:LEU:O	2.73	0.41

Continued on next page...

Continued from previous page...

Atom-1	Atom-2	Interatomic distance (Å)	Clash overlap (Å)
1:A:256:HIS:ND1	1:A:257:ARG:N	2.69	0.41
1:A:263:PHE:HD2	1:A:415:MET:SD	2.40	0.41
1:A:271:SER:CB	1:A:276:THR:HG23	2.51	0.41
1:A:317:GLU:O	1:A:353:TYR:CD2	2.74	0.41
1:A:384:ARG:CD	1:A:385:ASN:OD1	2.69	0.41
1:A:1276:ILE:O	1:A:1279:ASN:N	2.54	0.41
1:B:19:ALA:O	1:B:20:GLU:HB3	2.20	0.41
1:B:263:PHE:CZ	1:B:415:MET:HE3	2.56	0.41
1:B:364:ILE:O	1:B:365:SER:CB	2.68	0.41
1:B:478:GLU:HA	1:B:555:LEU:HD21	2.03	0.41
1:A:20:GLU:HG3	1:A:181:LYS:HD3	2.03	0.40
1:A:100:LYS:HG3	1:A:100:LYS:H	1.55	0.40
1:A:373:THR:HG22	1:A:389:ARG:HD3	2.03	0.40
1:A:458:GLY:O	1:A:462:LYS:HG3	2.20	0.40
1:A:705:LYS:CA	1:A:736:GLN:CB	2.97	0.40
1:A:886:ARG:C	1:A:888:THR:N	2.75	0.40
1:A:1126:VAL:HA	1:A:1130:GLU:H	1.86	0.40
1:A:1285:SER:HA	1:A:1344:PHE:CB	2.50	0.40
1:B:33:VAL:HB	1:B:448:ASP:CG	2.41	0.40
1:B:259:LYS:CE	1:B:261:HIS:HE1	2.33	0.40
1:B:408:LYS:CE	1:B:408:LYS:CA	2.97	0.40
1:A:14:ILE:HG12	1:A:60:LEU:N	2.36	0.40
1:A:167:TYR:OH	1:A:181:LYS:HD3	2.21	0.40
1:A:181:LYS:HA	1:A:218:TRP:O	2.21	0.40
1:A:235:LYS:H	1:A:235:LYS:HG2	1.09	0.40
1:A:241:ARG:NE	1:A:276:THR:OG1	2.53	0.40
1:A:352:VAL:HG12	1:A:353:TYR:HD1	1.87	0.40
1:A:456:ILE:N	1:A:459:LYS:NZ	2.56	0.40
1:A:1234:MET:O	1:A:1238:HIS:CB	2.69	0.40
1:B:115:ILE:CD1	1:B:121:ILE:CG2	2.88	0.40
1:B:241:ARG:NH2	1:B:433:VAL:CB	2.85	0.40
1:B:257:ARG:N	1:B:259:LYS:HZ1	2.19	0.40
1:B:259:LYS:HZ2	1:B:261:HIS:HE1	1.64	0.40
1:B:283:GLU:HB2	1:B:308:LEU:HD21	2.03	0.40
1:B:299:TRP:O	1:B:300:ASN:CB	2.69	0.40
1:B:370:LEU:HD23	1:B:370:LEU:N	2.36	0.40
1:B:371:ASP:O	1:B:371:ASP:CG	2.59	0.40
1:B:777:LEU:O	1:B:780:SER:N	2.55	0.40
1:A:72:PHE:CA	1:A:92:LEU:CD2	2.99	0.40
1:A:391:ARG:HG2	1:A:398:TRP:HA	1.82	0.40
1:A:453:LEU:CG	1:A:518:GLN:HB3	2.50	0.40

Continued on next page...

Continued from previous page...

Atom-1	Atom-2	Interatomic distance (Å)	Clash overlap (Å)
1:A:514:ASN:HD22	1:A:518:GLN:N	2.19	0.40
1:A:870:ALA:O	1:A:871:ARG:C	2.59	0.40
1:A:1134:TYR:CB	1:A:1177:LYS:O	2.69	0.40
1:A:1363:ASP:O	1:A:1364:ARG:C	2.58	0.40
1:B:36:ARG:NH1	1:B:200:LEU:CD2	2.76	0.40
1:B:130:LYS:HG2	1:B:151:LEU:HD23	2.02	0.40
1:B:160:TRP:HB2	1:B:187:VAL:HG11	2.03	0.40
1:B:288:GLN:O	1:B:289:HIS:HB3	2.21	0.40
1:B:354:SER:OG	1:B:354:SER:O	2.36	0.40
1:B:439:GLU:N	1:B:441:ARG:HH21	2.20	0.40
1:A:170:ARG:HB3	1:A:180:ASP:OD2	2.20	0.40
1:A:369:GLU:N	1:A:393:LEU:CD1	2.82	0.40
1:A:465:ILE:H	1:A:465:ILE:HG13	1.54	0.40
1:A:744:CYS:CA	1:A:1077:SER:CB	2.96	0.40
1:B:19:ALA:CB	1:B:218:TRP:CH2	3.04	0.40
1:B:65:ARG:O	1:B:65:ARG:CG	2.70	0.40
1:B:181:LYS:CE	1:B:219:LYS:HG2	2.34	0.40
1:B:226:TRP:O	1:B:229:ASN:ND2	2.55	0.40
1:B:240:VAL:O	1:B:282:TRP:CB	2.70	0.40
1:B:242:LEU:HD21	1:B:282:TRP:CH2	2.55	0.40
1:B:286:VAL:HG12	1:B:288:GLN:H	1.85	0.40
1:B:286:VAL:HG21	1:B:303:PHE:CE2	2.56	0.40
1:B:666:ILE:N	1:B:667:GLU:O	2.55	0.40
1:B:695:GLU:O	1:B:699:PHE:CB	2.70	0.40
1:B:1118:ASP:O	1:B:1120:ASP:N	2.53	0.40
1:A:10:HIS:CD2	1:A:113:THR:C	2.95	0.40
1:A:26:PHE:CE2	1:A:53:PHE:CE2	3.09	0.40
1:A:60:LEU:CD1	1:A:123:LEU:HD21	2.51	0.40
1:A:71:GLN:C	1:A:92:LEU:HD21	2.41	0.40
1:A:71:GLN:O	1:A:92:LEU:HD11	2.21	0.40
1:A:129:ASN:CG	1:A:441:ARG:NH1	2.70	0.40
1:A:249:LYS:CE	1:A:264:LEU:HD22	2.51	0.40
1:A:407:ASP:OD1	1:A:415:MET:HG2	2.20	0.40
1:A:453:LEU:HD23	1:A:518:GLN:OE1	2.21	0.40
1:A:454:GLY:N	1:A:518:GLN:CD	2.66	0.40
1:A:510:MET:SD	1:A:516:LEU:CA	3.10	0.40
1:A:992:CYS:O	1:A:996:ILE:N	2.37	0.40
1:B:74:LYS:HB3	1:B:74:LYS:HE2	1.85	0.40
1:B:111:LEU:CD2	1:B:226:TRP:CH2	2.98	0.40
1:B:135:ASN:HB3	1:B:138:LEU:HD21	2.04	0.40
1:B:186:PRO:O	1:B:190:GLY:HA2	2.21	0.40

Continued on next page...

Continued from previous page...

Atom-1	Atom-2	Interatomic distance (Å)	Clash overlap (Å)
1:B:200:LEU:HD12	1:B:207:ASN:C	2.41	0.40
1:B:241:ARG:HA	1:B:282:TRP:CD1	2.57	0.40
1:B:466:THR:O	1:B:470:ARG:N	2.47	0.40
1:B:682:THR:N	1:B:686:ALA:CB	2.85	0.40

All (4) symmetry-related close contacts are listed below. The label for Atom-2 includes the symmetry operator and encoded unit-cell translations to be applied.

Atom-1	Atom-2	Interatomic distance (Å)	Clash overlap (Å)
1:B:376:ARG:O	1:B:378:GLY:N[2_655]	1.78	0.42
1:A:374:THR:N	1:A:376:ARG:O[2_655]	1.96	0.24
1:B:377:GLY:N	1:B:379:ASP:OD1[2_655]	2.15	0.05
1:A:373:THR:OG1	1:A:376:ARG:O[2_655]	2.16	0.04

5.3 Torsion angles [i](#)

5.3.1 Protein backbone [i](#)

In the following table, the Percentiles column shows the percent Ramachandran outliers of the chain as a percentile score with respect to all X-ray entries followed by that with respect to entries of similar resolution.

The Analysed column shows the number of residues for which the backbone conformation was analysed, and the total number of residues.

Mol	Chain	Analysed	Favoured	Allowed	Outliers	Percentiles	
1	A	1230/1581 (78%)	1000 (81%)	155 (13%)	75 (6%)	1	16
1	B	1230/1581 (78%)	980 (80%)	165 (13%)	85 (7%)	1	14
All	All	2460/3162 (78%)	1980 (80%)	320 (13%)	160 (6%)	1	15

All (160) Ramachandran outliers are listed below:

Mol	Chain	Res	Type
1	A	49	PRO
1	A	50	PRO
1	A	104	GLU
1	A	140	ALA
1	A	192	PRO
1	A	227	SER

Continued on next page...

Continued from previous page...

Mol	Chain	Res	Type
1	A	231	ASP
1	A	248	GLU
1	A	249	LYS
1	A	372	PRO
1	A	396	ASN
1	A	423	LEU
1	A	424	LYS
1	A	628	PRO
1	A	639	VAL
1	A	659	PRO
1	A	666	ILE
1	A	717	GLN
1	A	739	LEU
1	A	740	PHE
1	A	774	PRO
1	A	1006	SER
1	A	1049	PRO
1	A	1051	ASP
1	A	1058	ARG
1	A	1074	PRO
1	A	1093	VAL
1	A	1103	LEU
1	A	1133	VAL
1	A	1194	VAL
1	A	1203	ARG
1	A	1241	LEU
1	A	1249	GLN
1	A	1264	ASN
1	A	1323	ILE
1	A	1370	PRO
1	A	1400	LEU
1	A	1492	SER
1	B	43	ALA
1	B	50	PRO
1	B	146	ALA
1	B	172	ILE
1	B	200	LEU
1	B	212	VAL
1	B	225	LYS
1	B	257	ARG
1	B	300	ASN
1	B	410	GLU

Continued on next page...

Continued from previous page...

Mol	Chain	Res	Type
1	B	450	SER
1	B	611	THR
1	B	639	VAL
1	B	737	LEU
1	B	749	TYR
1	B	760	ASP
1	B	773	LEU
1	B	790	VAL
1	B	851	ARG
1	B	898	VAL
1	B	1002	ASP
1	B	1049	PRO
1	B	1195	ARG
1	B	1243	ASN
1	B	1249	GLN
1	B	1370	PRO
1	B	1385	THR
1	B	1401	PRO
1	B	1433	THR
1	B	1442	THR
1	B	1461	CYS
1	B	1492	SER
1	A	147	MET
1	A	224	MET
1	A	407	ASP
1	A	510	MET
1	A	664	ILE
1	A	702	ASP
1	A	708	ARG
1	A	762	ASP
1	A	854	PHE
1	A	1005	ASN
1	A	1059	THR
1	A	1347	ASP
1	A	1466	ASP
1	B	196	SER
1	B	199	GLN
1	B	362	ASN
1	B	381	LEU
1	B	401	SER
1	B	416	LEU
1	B	418	ILE

Continued on next page...

Continued from previous page...

Mol	Chain	Res	Type
1	B	458	GLY
1	B	661	ASN
1	B	744	CYS
1	B	745	LEU
1	B	789	HIS
1	B	882	SER
1	B	1129	SER
1	B	1261	LEU
1	B	1315	ILE
1	A	258	LYS
1	A	274	SER
1	A	302	LEU
1	A	761	VAL
1	A	1322	PHE
1	A	1365	MET
1	A	1413	ASP
1	A	1459	ARG
1	B	153	GLU
1	B	222	LEU
1	B	249	LYS
1	B	364	ILE
1	B	423	LEU
1	B	704	ASN
1	B	961	GLU
1	B	992	CYS
1	B	1059	THR
1	B	1221	PRO
1	A	103	ASN
1	A	383	PRO
1	A	853	PRO
1	A	1002	ASP
1	B	278	SER
1	B	412	LYS
1	B	689	ALA
1	B	1180	LEU
1	B	1395	LYS
1	B	1435	VAL
1	B	1488	THR
1	A	187	VAL
1	A	223	PHE
1	A	378	GLY
1	A	449	ALA

Continued on next page...

Continued from previous page...

Mol	Chain	Res	Type
1	A	1271	VAL
1	A	1345	TYR
1	B	139	PRO
1	B	287	VAL
1	B	377	GLY
1	B	405	PRO
1	B	466	THR
1	B	522	LEU
1	B	566	ASP
1	B	1093	VAL
1	B	1340	ASP
1	B	1356	GLN
1	A	1242	GLN
1	B	117	TYR
1	B	266	THR
1	B	658	ASN
1	B	715	LEU
1	B	201	VAL
1	B	1133	VAL
1	A	178	ILE
1	A	627	GLU
1	A	240	VAL
1	A	1435	VAL
1	B	419	GLY
1	B	1378	VAL
1	A	434	PRO
1	B	473	VAL
1	B	1073	PRO

5.3.2 Protein sidechains [i](#)

In the following table, the Percentiles column shows the percent sidechain outliers of the chain as a percentile score with respect to all X-ray entries followed by that with respect to entries of similar resolution.

The Analysed column shows the number of residues for which the sidechain conformation was analysed, and the total number of residues.

Mol	Chain	Analysed	Rotameric	Outliers	Percentiles	
1	A	376/1427 (26%)	232 (62%)	144 (38%)	0	0
1	B	384/1427 (27%)	210 (55%)	174 (45%)	0	0
All	All	760/2854 (27%)	442 (58%)	318 (42%)	0	0

All (318) residues with a non-rotameric sidechain are listed below:

Mol	Chain	Res	Type
1	A	7	SER
1	A	8	PHE
1	A	9	LEU
1	A	10	HIS
1	A	13	ASP
1	A	14	ILE
1	A	15	CYS
1	A	16	SER
1	A	17	LEU
1	A	18	TYR
1	A	20	GLU
1	A	32	LEU
1	A	33	VAL
1	A	35	ASP
1	A	40	GLN
1	A	45	ASP
1	A	48	ASN
1	A	56	CYS
1	A	63	MET
1	A	65	ARG
1	A	66	TYR
1	A	73	TRP
1	A	89	LEU
1	A	90	ASN
1	A	92	LEU
1	A	106	GLU
1	A	107	ASN
1	A	108	ARG
1	A	109	LYS
1	A	110	LEU
1	A	116	GLN
1	A	117	TYR
1	A	127	LYS
1	A	142	LEU
1	A	151	LEU
1	A	152	ASP
1	A	156	ASN
1	A	166	PHE
1	A	168	LYS
1	A	170	ARG
1	A	171	SER
1	A	172	ILE

Continued on next page...

Continued from previous page...

Mol	Chain	Res	Type
1	A	181	LYS
1	A	185	ASN
1	A	187	VAL
1	A	191	GLN
1	A	198	HIS
1	A	200	LEU
1	A	207	ASN
1	A	212	VAL
1	A	218	TRP
1	A	219	LYS
1	A	220	ILE
1	A	222	LEU
1	A	223	PHE
1	A	224	MET
1	A	225	LYS
1	A	228	ASP
1	A	229	ASN
1	A	230	LYS
1	A	233	ILE
1	A	235	LYS
1	A	238	ASP
1	A	242	LEU
1	A	243	PHE
1	A	244	HIS
1	A	247	GLN
1	A	248	GLU
1	A	249	LYS
1	A	250	PHE
1	A	251	LEU
1	A	255	GLU
1	A	257	ARG
1	A	259	LYS
1	A	263	PHE
1	A	276	THR
1	A	277	SER
1	A	281	LEU
1	A	288	GLN
1	A	290	ASP
1	A	299	TRP
1	A	300	ASN
1	A	304	ARG
1	A	305	PHE

Continued on next page...

Continued from previous page...

Mol	Chain	Res	Type
1	A	306	LYS
1	A	307	HIS
1	A	314	LEU
1	A	318	VAL
1	A	319	ASP
1	A	356	VAL
1	A	358	VAL
1	A	362	ASN
1	A	363	ASP
1	A	364	ILE
1	A	365	SER
1	A	367	ILE
1	A	369	GLU
1	A	370	LEU
1	A	371	ASP
1	A	379	ASP
1	A	384	ARG
1	A	388	VAL
1	A	389	ARG
1	A	391	ARG
1	A	393	LEU
1	A	404	ILE
1	A	406	ILE
1	A	407	ASP
1	A	408	LYS
1	A	414	VAL
1	A	415	MET
1	A	416	LEU
1	A	417	LYS
1	A	418	ILE
1	A	424	LYS
1	A	436	SER
1	A	439	GLU
1	A	441	ARG
1	A	442	ASP
1	A	443	LEU
1	A	450	SER
1	A	451	LYS
1	A	452	VAL
1	A	453	LEU
1	A	459	LYS
1	A	465	ILE

Continued on next page...

Continued from previous page...

Mol	Chain	Res	Type
1	A	473	VAL
1	A	475	LYS
1	A	477	LEU
1	A	479	ASP
1	A	480	LEU
1	A	505	GLU
1	A	507	GLN
1	A	510	MET
1	A	511	ARG
1	A	513	GLN
1	A	514	ASN
1	A	516	LEU
1	A	518	GLN
1	A	519	ILE
1	A	522	LEU
1	A	523	LEU
1	A	556	CYS
1	A	560	LEU
1	B	8	PHE
1	B	9	LEU
1	B	11	ILE
1	B	14	ILE
1	B	15	CYS
1	B	16	SER
1	B	20	GLU
1	B	24	ASN
1	B	26	PHE
1	B	30	LEU
1	B	32	LEU
1	B	34	ASP
1	B	35	ASP
1	B	37	CYS
1	B	40	GLN
1	B	45	ASP
1	B	46	LEU
1	B	47	ASN
1	B	53	PHE
1	B	54	ARG
1	B	55	ASP
1	B	60	LEU
1	B	61	CYS
1	B	63	MET

Continued on next page...

Continued from previous page...

Mol	Chain	Res	Type
1	B	65	ARG
1	B	71	GLN
1	B	91	LYS
1	B	94	HIS
1	B	98	LEU
1	B	99	GLU
1	B	100	LYS
1	B	102	GLN
1	B	103	ASN
1	B	107	ASN
1	B	108	ARG
1	B	110	LEU
1	B	111	LEU
1	B	114	VAL
1	B	121	ILE
1	B	122	GLN
1	B	123	LEU
1	B	124	LEU
1	B	126	LEU
1	B	128	SER
1	B	131	TYR
1	B	132	LEU
1	B	135	ASN
1	B	138	LEU
1	B	141	LEU
1	B	148	ARG
1	B	152	ASP
1	B	153	GLU
1	B	156	ASN
1	B	166	PHE
1	B	167	TYR
1	B	169	LEU
1	B	174	ASP
1	B	178	ILE
1	B	183	VAL
1	B	184	LEU
1	B	185	ASN
1	B	188	ASN
1	B	193	LEU
1	B	196	SER
1	B	198	HIS
1	B	200	LEU

Continued on next page...

Continued from previous page...

Mol	Chain	Res	Type
1	B	201	VAL
1	B	202	ASP
1	B	203	ASN
1	B	207	ASN
1	B	210	ASN
1	B	215	ASN
1	B	218	TRP
1	B	219	LYS
1	B	220	ILE
1	B	222	LEU
1	B	223	PHE
1	B	225	LYS
1	B	227	SER
1	B	229	ASN
1	B	234	LEU
1	B	235	LYS
1	B	239	VAL
1	B	241	ARG
1	B	242	LEU
1	B	244	HIS
1	B	247	GLN
1	B	248	GLU
1	B	249	LYS
1	B	251	LEU
1	B	253	CYS
1	B	256	HIS
1	B	257	ARG
1	B	258	LYS
1	B	259	LYS
1	B	262	VAL
1	B	264	LEU
1	B	265	ARG
1	B	276	THR
1	B	277	SER
1	B	281	LEU
1	B	286	VAL
1	B	287	VAL
1	B	288	GLN
1	B	289	HIS
1	B	290	ASP
1	B	298	TYR
1	B	299	TRP

Continued on next page...

Continued from previous page...

Mol	Chain	Res	Type
1	B	301	SER
1	B	302	LEU
1	B	304	ARG
1	B	305	PHE
1	B	307	HIS
1	B	312	HIS
1	B	313	TYR
1	B	314	LEU
1	B	319	ASP
1	B	356	VAL
1	B	357	SER
1	B	363	ASP
1	B	364	ILE
1	B	366	SER
1	B	367	ILE
1	B	370	LEU
1	B	375	LEU
1	B	382	VAL
1	B	385	ASN
1	B	397	THR
1	B	401	SER
1	B	404	ILE
1	B	406	ILE
1	B	408	LYS
1	B	409	GLU
1	B	415	MET
1	B	416	LEU
1	B	418	ILE
1	B	424	LYS
1	B	433	VAL
1	B	434	PRO
1	B	435	VAL
1	B	441	ARG
1	B	442	ASP
1	B	445	PHE
1	B	450	SER
1	B	451	LYS
1	B	453	LEU
1	B	455	SER
1	B	460	LEU
1	B	462	LYS
1	B	464	THR

Continued on next page...

Continued from previous page...

Mol	Chain	Res	Type
1	B	466	THR
1	B	469	GLU
1	B	475	LYS
1	B	476	LEU
1	B	477	LEU
1	B	478	GLU
1	B	480	LEU
1	B	482	TYR
1	B	503	ASN
1	B	504	ARG
1	B	505	GLU
1	B	507	GLN
1	B	514	ASN
1	B	515	ILE
1	B	516	LEU
1	B	518	GLN
1	B	519	ILE
1	B	522	LEU
1	B	523	LEU
1	B	524	GLN
1	B	551	HIS
1	B	552	ILE
1	B	560	LEU
1	B	563	SER

Sometimes sidechains can be flipped to improve hydrogen bonding and reduce clashes. All (31) such sidechains are listed below:

Mol	Chain	Res	Type
1	A	10	HIS
1	A	69	GLN
1	A	90	ASN
1	A	102	GLN
1	A	103	ASN
1	A	107	ASN
1	A	125	HIS
1	A	185	ASN
1	A	188	ASN
1	A	207	ASN
1	A	210	ASN
1	A	247	GLN
1	A	288	GLN
1	A	300	ASN

Continued on next page...

Continued from previous page...

Mol	Chain	Res	Type
1	A	400	HIS
1	A	507	GLN
1	A	514	ASN
1	A	562	HIS
1	A	564	GLN
1	B	71	GLN
1	B	102	GLN
1	B	185	ASN
1	B	194	HIS
1	B	203	ASN
1	B	210	ASN
1	B	256	HIS
1	B	261	HIS
1	B	288	GLN
1	B	307	HIS
1	B	518	GLN
1	B	564	GLN

5.3.3 RNA [i](#)

There are no RNA molecules in this entry.

5.4 Non-standard residues in protein, DNA, RNA chains [i](#)

There are no non-standard protein/DNA/RNA residues in this entry.

5.5 Carbohydrates [i](#)

There are no monosaccharides in this entry.

5.6 Ligand geometry [i](#)

There are no ligands in this entry.

5.7 Other polymers [i](#)

There are no such residues in this entry.

5.8 Polymer linkage issues

There are no chain breaks in this entry.

6 Fit of model and data

6.1 Protein, DNA and RNA chains

In the following table, the column labelled ‘#RSRZ > 2’ contains the number (and percentage) of RSRZ outliers, followed by percent RSRZ outliers for the chain as percentile scores relative to all X-ray entries and entries of similar resolution. The OWAB column contains the minimum, median, 95th percentile and maximum values of the occupancy-weighted average B-factor per residue. The column labelled ‘Q < 0.9’ lists the number of (and percentage) of residues with an average occupancy less than 0.9.

Mol	Chain	Analysed	<RSRZ>	#RSRZ>2	OWAB(Å ²)	Q<0.9
1	A	1252/1581 (79%)	-0.31	39 (3%) 49 42	8, 28, 64, 150	0
1	B	1252/1581 (79%)	-0.32	49 (3%) 39 34	8, 27, 65, 120	0
All	All	2504/3162 (79%)	-0.32	88 (3%) 44 38	8, 28, 65, 150	0

All (88) RSRZ outliers are listed below:

Mol	Chain	Res	Type	RSRZ
1	A	899	HIS	6.7
1	B	280	ALA	6.6
1	B	27	ILE	4.5
1	A	267	THR	4.5
1	B	1062	ARG	4.2
1	B	1460	ALA	4.1
1	A	1387	GLY	4.1
1	B	121	ILE	3.9
1	B	163	ILE	3.9
1	A	165	PRO	3.8
1	B	28	SER	3.8
1	B	56	CYS	3.5
1	A	1232	GLU	3.5
1	B	1061	LEU	3.4
1	B	39	VAL	3.3
1	B	748	GLN	3.3
1	B	1404	ASP	3.3
1	A	278	SER	3.3
1	B	1403	ASP	3.3
1	A	266	THR	3.2
1	B	1063	VAL	3.2
1	B	1459	ARG	3.2
1	A	150	THR	3.2
1	B	1258	HIS	3.1

Continued on next page...

Continued from previous page...

Mol	Chain	Res	Type	RSRZ
1	A	1346	ASN	3.1
1	A	210	ASN	3.1
1	B	1301	THR	3.1
1	B	281	LEU	3.0
1	B	1461	CYS	3.0
1	B	122	GLN	3.0
1	B	307	HIS	3.0
1	A	35	ASP	3.0
1	B	125	HIS	3.0
1	B	1077	SER	2.9
1	A	116	GLN	2.9
1	B	253	CYS	2.9
1	B	268	GLY	2.9
1	B	370	LEU	2.8
1	A	268	GLY	2.8
1	A	297	GLY	2.8
1	B	62	PRO	2.8
1	A	145	ASN	2.8
1	B	382	VAL	2.8
1	B	58	PHE	2.8
1	A	1348	ARG	2.7
1	A	1233	ILE	2.7
1	B	1078	GLY	2.7
1	A	193	LEU	2.7
1	B	57	LEU	2.7
1	A	277	SER	2.6
1	A	151	LEU	2.6
1	A	27	ILE	2.6
1	A	144	LYS	2.5
1	A	54	ARG	2.5
1	B	279	LYS	2.5
1	A	37	CYS	2.5
1	B	153	GLU	2.4
1	A	130	LYS	2.4
1	A	146	ALA	2.4
1	B	123	LEU	2.4
1	B	276	THR	2.4
1	B	1432	ASP	2.4
1	B	162	TYR	2.3
1	B	277	SER	2.3
1	A	115	ILE	2.3
1	A	1231	GLN	2.3

Continued on next page...

Continued from previous page...

Mol	Chain	Res	Type	RSRZ
1	B	1079	ALA	2.3
1	A	153	GLU	2.3
1	B	309	ALA	2.2
1	B	1064	LEU	2.2
1	A	194	HIS	2.2
1	A	1349	ALA	2.2
1	A	183	VAL	2.2
1	A	233	ILE	2.2
1	B	388	VAL	2.2
1	A	271	SER	2.2
1	B	267	THR	2.1
1	B	126	LEU	2.1
1	A	1388	LYS	2.1
1	B	1279	ASN	2.1
1	B	1302	HIS	2.1
1	B	55	ASP	2.1
1	A	28	SER	2.1
1	A	182	VAL	2.1
1	A	38	VAL	2.0
1	B	1102	LEU	2.0
1	A	296	ALA	2.0
1	B	278	SER	2.0

6.2 Non-standard residues in protein, DNA, RNA chains [\(i\)](#)

There are no non-standard protein/DNA/RNA residues in this entry.

6.3 Carbohydrates [\(i\)](#)

There are no monosaccharides in this entry.

6.4 Ligands [\(i\)](#)

There are no ligands in this entry.

6.5 Other polymers [\(i\)](#)

There are no such residues in this entry.