



# Full wwPDB X-ray Structure Validation Report ⓘ

Nov 13, 2023 – 02:09 PM JST

PDB ID : 5XDA  
Title : Structural basis for Ufm1 recognition by UfSP  
Authors : Kim, K.H.; Ha, B.H.; Kim, E.E.  
Deposited on : 2017-03-28  
Resolution : 3.29 Å(reported)

This is a Full wwPDB X-ray Structure Validation Report for a publicly released PDB entry.

We welcome your comments at [validation@mail.wwpdb.org](mailto:validation@mail.wwpdb.org)

A user guide is available at

<https://www.wwpdb.org/validation/2017/XrayValidationReportHelp>

with specific help available everywhere you see the ⓘ symbol.

The types of validation reports are described at

<http://www.wwpdb.org/validation/2017/FAQs#types>.

---

The following versions of software and data (see [references ⓘ](#)) were used in the production of this report:

MolProbity : 4.02b-467  
Xtriage (Phenix) : 1.13  
EDS : 2.36  
Percentile statistics : 20191225.v01 (using entries in the PDB archive December 25th 2019)  
Refmac : 5.8.0158  
CCP4 : 7.0.044 (Gargrove)  
Ideal geometry (proteins) : Engh & Huber (2001)  
Ideal geometry (DNA, RNA) : Parkinson et al. (1996)  
Validation Pipeline (wwPDB-VP) : 2.36

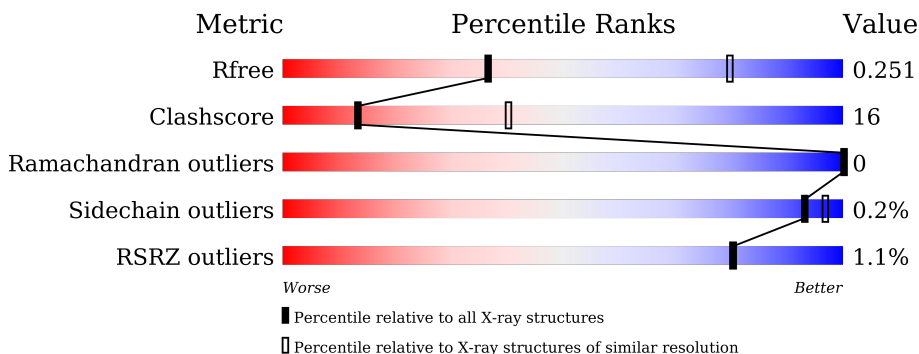
# 1 Overall quality at a glance

The following experimental techniques were used to determine the structure:

*X-RAY DIFFRACTION*

The reported resolution of this entry is 3.29 Å.

Percentile scores (ranging between 0-100) for global validation metrics of the entry are shown in the following graphic. The table shows the number of entries on which the scores are based.



Metric	Whole archive (#Entries)	Similar resolution (#Entries, resolution range(Å))
$R_{free}$	130704	1177 (3.32-3.24)
Clashscore	141614	1044 (3.30-3.26)
Ramachandran outliers	138981	1026 (3.30-3.26)
Sidechain outliers	138945	1025 (3.30-3.26)
RSRZ outliers	127900	1141 (3.32-3.24)

The table below summarises the geometric issues observed across the polymeric chains and their fit to the electron density. The red, orange, yellow and green segments of the lower bar indicate the fraction of residues that contain outliers for  $\geq 3$ , 2, 1 and 0 types of geometric quality criteria respectively. A grey segment represents the fraction of residues that are not modelled. The numeric value for each fraction is indicated below the corresponding segment, with a dot representing fractions  $\leq 5\%$ . The upper red bar (where present) indicates the fraction of residues that have poor fit to the electron density. The numeric value is given above the bar.

Mol	Chain	Length	Quality of chain
1	A	565	2% 73% 20% • 5%
1	B	565	76% 19% • •
1	C	565	74% 20% • •
1	D	565	2% 69% 25% • 5%
1	E	565	72% 21% • 5%
1	F	565	2% 70% 23% • 5%

*Continued on next page...*

*Continued from previous page...*

Mol	Chain	Length	Quality of chain
2	G	84	 77% 23%
2	H	84	 89% 11%
2	I	84	 81% 17% 2%
2	J	84	 73% 24% 3%
2	K	84	 98% 2%
2	L	84	 86% 13% 1%

## 2 Entry composition [i](#)

There are 3 unique types of molecules in this entry. The entry contains 29730 atoms, of which 0 are hydrogens and 0 are deuteriums.

In the tables below, the ZeroOcc column contains the number of atoms modelled with zero occupancy, the AltConf column contains the number of residues with at least one atom in alternate conformation and the Trace column contains the number of residues modelled with at most 2 atoms.

- Molecule 1 is a protein called Ufm1-specific protease.

Mol	Chain	Residues	Atoms					ZeroOcc	AltConf	Trace
			Total	C	N	O	S			
1	A	537	Total 4306	C 2733	N 755	O 802	S 16	0	0	0
1	B	542	Total 4342	C 2754	N 762	O 810	S 16	0	0	0
1	C	541	Total 4332	C 2748	N 759	O 809	S 16	0	0	0
1	D	538	Total 4312	C 2736	N 756	O 804	S 16	0	0	0
1	E	535	Total 4289	C 2723	N 751	O 799	S 16	0	0	0
1	F	535	Total 4289	C 2723	N 752	O 798	S 16	0	0	0

There are 6 discrepancies between the modelled and reference sequences:

Chain	Residue	Modelled	Actual	Comment	Reference
A	407	SER	CYS	engineered mutation	UNP Q94218
B	407	SER	CYS	engineered mutation	UNP Q94218
C	407	SER	CYS	engineered mutation	UNP Q94218
D	407	SER	CYS	engineered mutation	UNP Q94218
E	407	SER	CYS	engineered mutation	UNP Q94218
F	407	SER	CYS	engineered mutation	UNP Q94218

- Molecule 2 is a protein called Ubiquitin-fold modifier 1.

Mol	Chain	Residues	Atoms				ZeroOcc	AltConf	Trace
			Total	C	N	O			
2	G	84	Total 627	C 405	N 106	O 116	0	0	0
2	H	84	Total 627	C 405	N 106	O 116	0	0	0
2	I	84	Total 627	C 405	N 106	O 116	0	0	0

*Continued on next page...*

Continued from previous page...

Mol	Chain	Residues	Atoms			ZeroOcc	AltConf	Trace	
2	J	84	Total	C	N	O	0	0	0
			627	405	106	116			
2	K	84	Total	C	N	O	0	0	0
			627	405	106	116			
2	L	84	Total	C	N	O	0	0	0
			627	405	106	116			

There are 6 discrepancies between the modelled and reference sequences:

Chain	Residue	Modelled	Actual	Comment	Reference
G	94	GLY	HIS	engineered mutation	UNP P34661
H	94	GLY	HIS	engineered mutation	UNP P34661
I	94	GLY	HIS	engineered mutation	UNP P34661
J	94	GLY	HIS	engineered mutation	UNP P34661
K	94	GLY	HIS	engineered mutation	UNP P34661
L	94	GLY	HIS	engineered mutation	UNP P34661

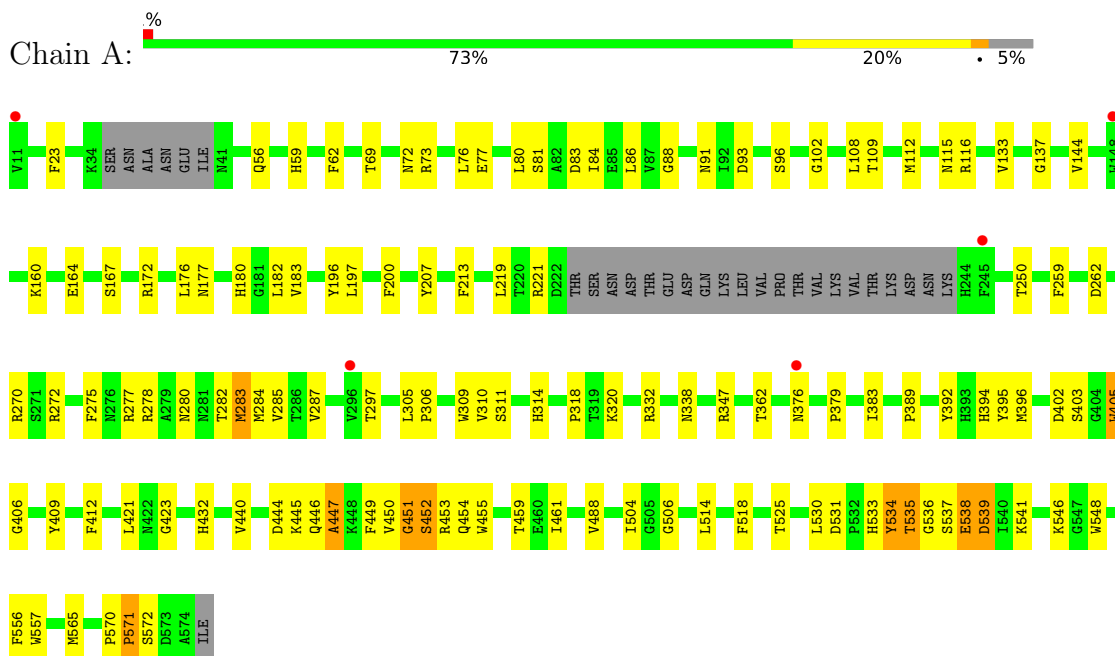
- Molecule 3 is water.

Mol	Chain	Residues	Atoms		ZeroOcc	AltConf
3	A	18	Total	O	0	0
			18	18		
3	B	19	Total	O	0	0
			19	19		
3	C	27	Total	O	0	0
			27	27		
3	D	6	Total	O	0	0
			6	6		
3	E	11	Total	O	0	0
			11	11		
3	F	5	Total	O	0	0
			5	5		
3	G	4	Total	O	0	0
			4	4		
3	H	2	Total	O	0	0
			2	2		
3	I	4	Total	O	0	0
			4	4		
3	L	2	Total	O	0	0
			2	2		

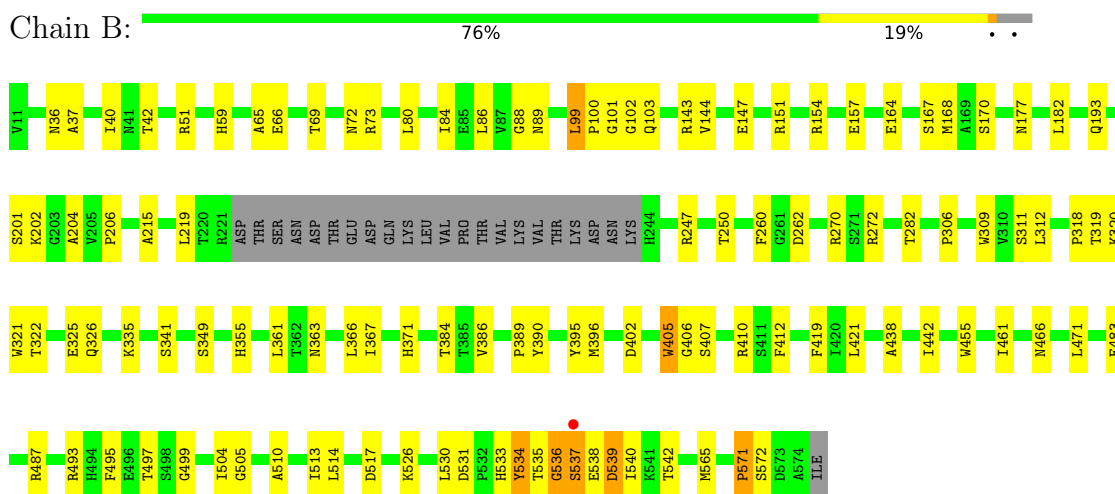
### 3 Residue-property plots i

These plots are drawn for all protein, RNA, DNA and oligosaccharide chains in the entry. The first graphic for a chain summarises the proportions of the various outlier classes displayed in the second graphic. The second graphic shows the sequence view annotated by issues in geometry and electron density. Residues are color-coded according to the number of geometric quality criteria for which they contain at least one outlier: green = 0, yellow = 1, orange = 2 and red = 3 or more. A red dot above a residue indicates a poor fit to the electron density ( $RSRZ > 2$ ). Stretches of 2 or more consecutive residues without any outlier are shown as a green connector. Residues present in the sample, but not in the model, are shown in grey.

- Molecule 1: Ufm1-specific protease

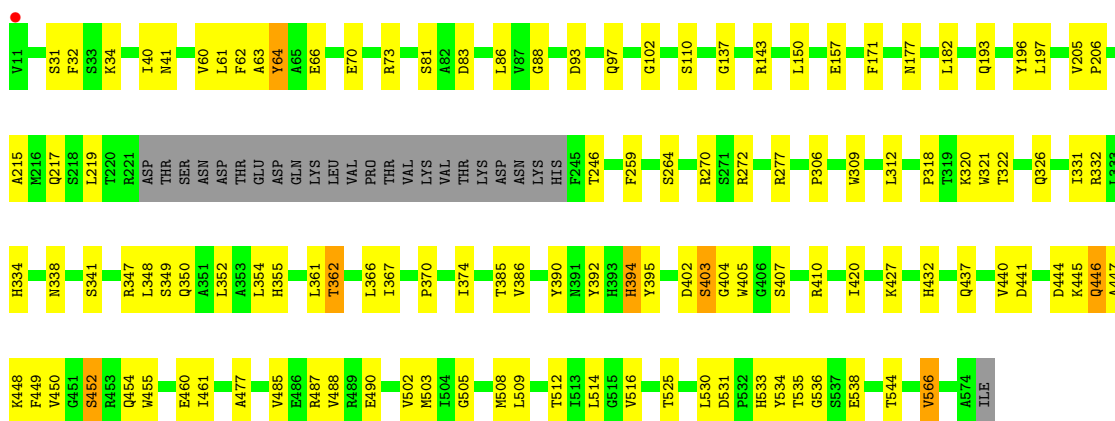


- Molecule 1: Ufm1-specific protease



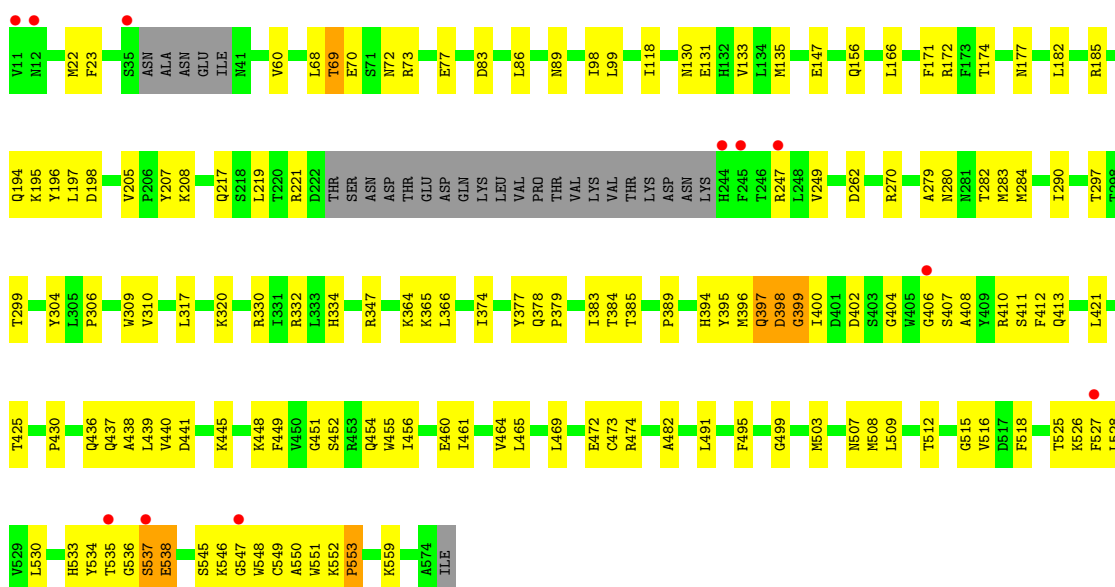
- Molecule 1: Ufm1-specific protease

Chain C:  74% 20%



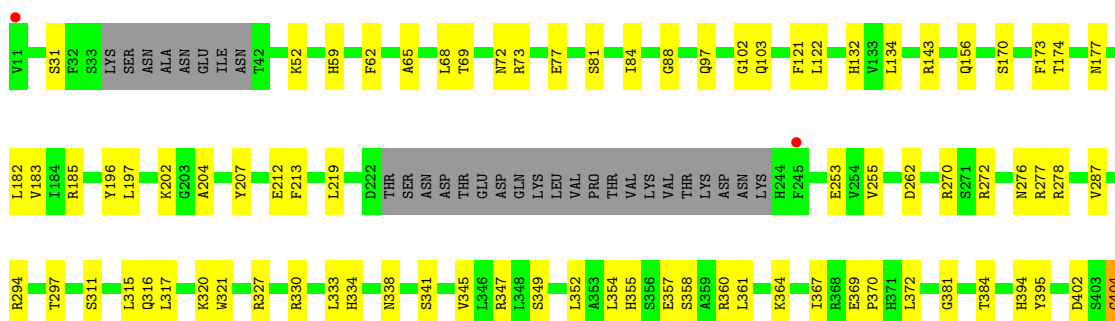
• Molecule 1: Ufm1-specific protease

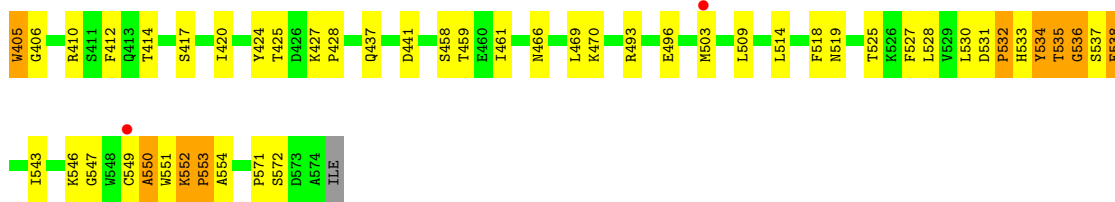
Chain D:  69% 25% 2% 5%



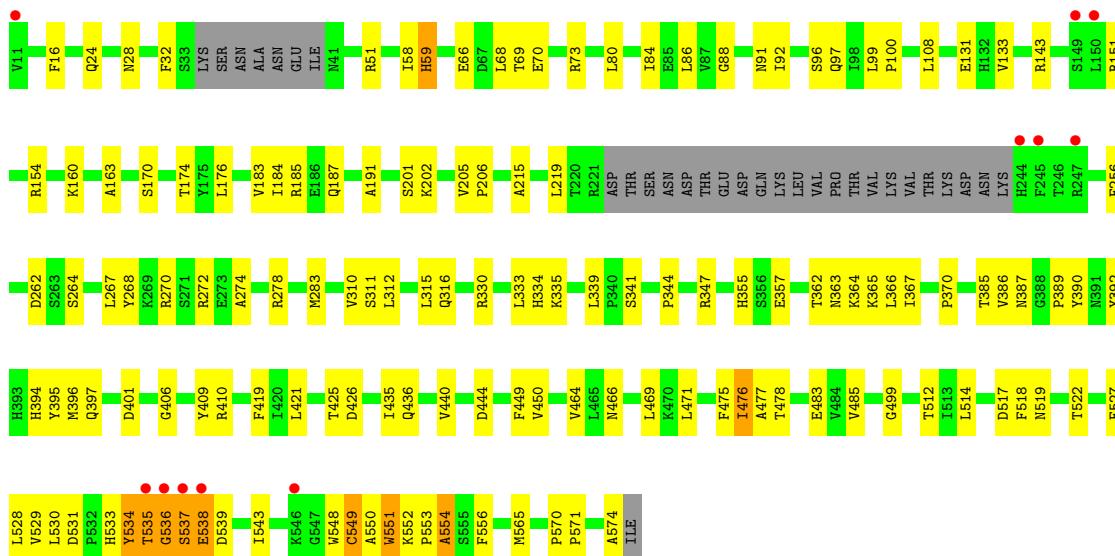
• Molecule 1: Ufm1-specific protease

Chain E:  72% 21% 5% 2%

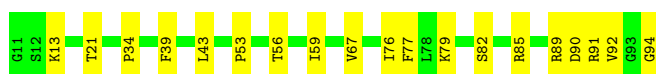
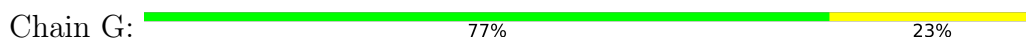




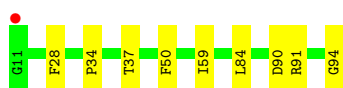
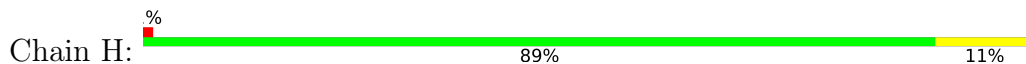
- Molecule 1: Ufm1-specific protease



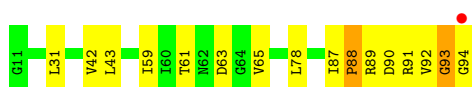
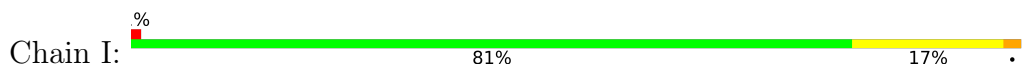
- Molecule 2: Ubiquitin-fold modifier 1



- Molecule 2: Ubiquitin-fold modifier 1

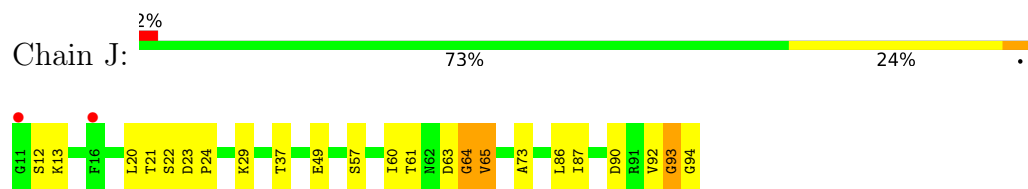


- Molecule 2: Ubiquitin-fold modifier 1

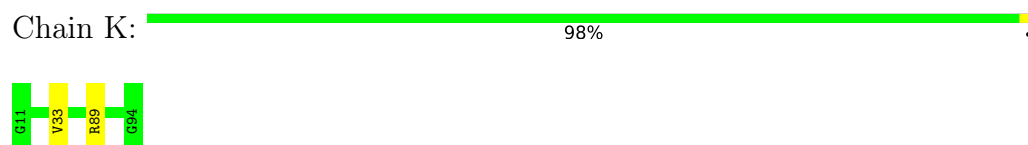




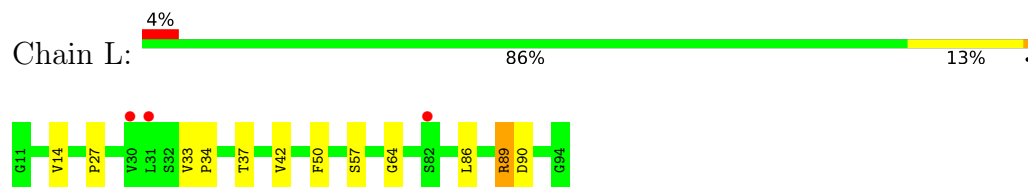
- Molecule 2: Ubiquitin-fold modifier 1



- Molecule 2: Ubiquitin-fold modifier 1



- Molecule 2: Ubiquitin-fold modifier 1



## 4 Data and refinement statistics i

Property	Value	Source
Space group	C 2 2 21	Depositor
Cell constants a, b, c, $\alpha$ , $\beta$ , $\gamma$	267.45Å 455.33Å 195.56Å 90.00° 90.00° 90.00°	Depositor
Resolution (Å)	46.16 – 3.29 46.17 – 3.29	Depositor EDS
% Data completeness (in resolution range)	96.0 (46.16-3.29) 96.0 (46.17-3.29)	Depositor EDS
$R_{merge}$	0.11	Depositor
$R_{sym}$	(Not available)	Depositor
$\langle I/\sigma(I) \rangle$ <sup>1</sup>	1.26 (at 3.25Å)	Xtrriage
Refinement program	PHENIX 1.8.2_1309	Depositor
R, $R_{free}$	0.207 , 0.243 0.218 , 0.251	Depositor DCC
$R_{free}$ test set	2018 reflections (1.16%)	wwPDB-VP
Wilson B-factor (Å <sup>2</sup> )	71.1	Xtrriage
Anisotropy	0.452	Xtrriage
Bulk solvent $k_{sol}$ (e/Å <sup>3</sup> ), $B_{sol}$ (Å <sup>2</sup> )	0.28 , 32.2	EDS
L-test for twinning <sup>2</sup>	$\langle  L  \rangle = 0.43$ , $\langle L^2 \rangle = 0.25$	Xtrriage
Estimated twinning fraction	0.045 for 1/2*h-1/2*k,-3/2*h-1/2*k,-l 0.037 for 1/2*h+1/2*k,3/2*h-1/2*k,-l	Xtrriage
$F_o, F_c$ correlation	0.90	EDS
Total number of atoms	29730	wwPDB-VP
Average B, all atoms (Å <sup>2</sup> )	48.0	wwPDB-VP

Xtrriage's analysis on translational NCS is as follows: *The largest off-origin peak in the Patterson function is 1.81% of the height of the origin peak. No significant pseudotranslation is detected.*

<sup>1</sup>Intensities estimated from amplitudes.

<sup>2</sup>Theoretical values of  $\langle |L| \rangle$ ,  $\langle L^2 \rangle$  for acentric reflections are 0.5, 0.333 respectively for untwinned datasets, and 0.375, 0.2 for perfectly twinned datasets.

## 5 Model quality i

### 5.1 Standard geometry i

The Z score for a bond length (or angle) is the number of standard deviations the observed value is removed from the expected value. A bond length (or angle) with  $|Z| > 5$  is considered an outlier worth inspection. RMSZ is the root-mean-square of all Z scores of the bond lengths (or angles).

Mol	Chain	Bond lengths		Bond angles	
		RMSZ	# Z  >5	RMSZ	# Z  >5
1	A	0.31	0/4407	0.57	12/5968 (0.2%)
1	B	0.32	0/4444	0.74	16/6020 (0.3%)
1	C	0.44	3/4433 (0.1%)	0.54	9/6005 (0.1%)
1	D	0.34	0/4413	0.61	12/5976 (0.2%)
1	E	0.33	1/4390 (0.0%)	0.69	25/5946 (0.4%)
1	F	0.29	0/4390	0.80	17/5946 (0.3%)
2	G	0.46	0/641	0.49	0/870
2	H	0.24	0/641	0.43	0/870
2	I	0.43	1/641 (0.2%)	0.73	3/870 (0.3%)
2	J	0.23	0/641	0.60	4/870 (0.5%)
2	K	0.23	0/641	0.44	0/870
2	L	0.22	0/641	0.48	1/870 (0.1%)
All	All	0.34	5/30323 (0.0%)	0.65	99/41081 (0.2%)

All (5) bond length outliers are listed below:

Mol	Chain	Res	Type	Atoms	Z	Observed(Å)	Ideal(Å)
1	C	60	VAL	CB-CG1	8.76	1.71	1.52
2	I	88	PRO	N-CD	-8.45	1.36	1.47
1	C	566	VAL	C-O	8.09	1.38	1.23
1	C	331	ILE	CB-CG1	5.88	1.70	1.54
1	E	405	TRP	C-N	-5.72	1.22	1.33

All (99) bond angle outliers are listed below:

Mol	Chain	Res	Type	Atoms	Z	Observed(°)	Ideal(°)
1	F	550	ALA	N-CA-CB	-23.78	76.81	110.10
1	E	550	ALA	N-CA-CB	-19.38	82.97	110.10
1	F	550	ALA	CB-CA-C	-19.07	81.49	110.10
1	F	537	SER	CB-CA-C	17.32	143.01	110.10
1	B	538	GLU	N-CA-CB	-16.86	80.25	110.60
1	B	36	ASN	CB-CA-C	-16.45	77.49	110.40
1	B	101	GLY	N-CA-C	16.40	154.10	113.10

*Continued on next page...*

*Continued from previous page...*

Mol	Chain	Res	Type	Atoms	Z	Observed(°)	Ideal(°)
1	F	202	LYS	CB-CA-C	-16.37	77.66	110.40
1	F	536	GLY	N-CA-C	14.79	150.06	113.10
1	B	537	SER	N-CA-C	13.49	147.41	111.00
1	E	404	GLY	N-CA-C	-13.41	79.58	113.10
1	F	535	THR	N-CA-C	-13.39	74.84	111.00
2	I	93	GLY	C-N-CA	-13.02	94.95	122.30
1	B	572	SER	N-CA-CB	-12.74	91.39	110.50
1	F	537	SER	N-CA-C	-12.69	76.75	111.00
1	B	536	GLY	N-CA-C	-11.99	83.12	113.10
1	B	537	SER	N-CA-CB	-11.97	92.54	110.50
1	B	571	PRO	CB-CA-C	-11.87	82.34	112.00
1	A	447	ALA	CB-CA-C	-11.77	92.45	110.10
1	B	99	LEU	CB-CA-C	11.43	131.92	110.20
1	F	538	GLU	N-CA-CB	-11.33	90.21	110.60
1	D	397	GLN	CB-CA-C	-11.24	87.93	110.40
1	F	534	TYR	N-CA-C	-9.51	85.33	111.00
1	D	399	GLY	N-CA-C	-9.16	90.20	113.10
1	E	537	SER	N-CA-C	-9.10	86.43	111.00
1	B	572	SER	N-CA-C	8.75	134.63	111.00
1	E	538	GLU	N-CA-CB	-8.60	95.11	110.60
1	D	553	PRO	CB-CA-C	-8.56	90.59	112.00
1	A	539	ASP	N-CA-CB	8.47	125.84	110.60
1	C	403	SER	N-CA-C	8.43	133.75	111.00
1	F	477	ALA	N-CA-CB	8.36	121.80	110.10
1	E	554	ALA	N-CA-CB	-8.31	98.47	110.10
1	E	553	PRO	CB-CA-C	-8.28	91.29	112.00
1	E	204	ALA	N-CA-CB	-8.19	98.63	110.10
1	E	534	TYR	N-CA-C	7.96	132.48	111.00
1	C	403	SER	CB-CA-C	-7.91	95.08	110.10
1	C	446	GLN	N-CA-C	7.87	132.26	111.00
1	F	476	ILE	N-CA-C	-7.81	89.91	111.00
1	A	405	TRP	N-CA-CB	-7.74	96.67	110.60
1	D	69	THR	N-CA-C	7.50	131.26	111.00
1	F	476	ILE	CB-CA-C	7.44	126.48	111.60
1	E	550	ALA	CB-CA-C	7.43	121.24	110.10
1	F	554	ALA	N-CA-CB	7.38	120.44	110.10
1	C	362	THR	CB-CA-C	-7.37	91.70	111.60
1	B	99	LEU	N-CA-C	-7.28	91.36	111.00
1	F	537	SER	N-CA-CB	7.27	121.40	110.50
1	E	572	SER	N-CA-CB	-7.25	99.63	110.50
1	D	537	SER	N-CA-C	-7.19	91.59	111.00
1	A	572	SER	N-CA-CB	-7.17	99.74	110.50

*Continued on next page...*

*Continued from previous page...*

Mol	Chain	Res	Type	Atoms	Z	Observed(°)	Ideal(°)
1	B	534	TYR	N-CA-C	7.15	130.31	111.00
1	D	538	GLU	N-CA-C	7.09	130.14	111.00
1	E	405	TRP	N-CA-C	7.00	129.91	111.00
1	A	534	TYR	N-CA-C	6.96	129.79	111.00
1	E	536	GLY	N-CA-C	6.96	130.50	113.10
1	A	376	ASN	N-CA-C	6.84	129.48	111.00
1	B	37	ALA	N-CA-C	6.58	128.78	111.00
1	A	538	GLU	N-CA-C	-6.50	93.46	111.00
1	A	405	TRP	N-CA-C	6.49	128.53	111.00
1	E	534	TYR	N-CA-CB	-6.41	99.07	110.60
2	J	93	GLY	N-CA-C	-6.37	97.19	113.10
2	J	65	VAL	N-CA-C	-6.19	94.29	111.00
1	C	452	SER	N-CA-C	6.18	127.69	111.00
1	A	535	THR	N-CA-CB	-6.17	98.58	110.30
1	A	571	PRO	CB-CA-C	-6.11	96.72	112.00
1	E	571	PRO	CB-CA-C	-6.06	96.85	112.00
1	C	64	TYR	N-CA-C	-6.01	94.76	111.00
1	A	451	GLY	N-CA-C	-5.98	98.15	113.10
1	C	452	SER	N-CA-CB	-5.97	101.54	110.50
1	E	537	SER	N-CA-CB	5.91	119.37	110.50
1	E	572	SER	N-CA-C	5.85	126.79	111.00
1	D	194	GLN	N-CA-C	5.82	126.72	111.00
1	E	405	TRP	CB-CA-C	-5.82	98.76	110.40
1	C	331	ILE	CG1-CB-CG2	-5.77	98.71	111.40
1	E	535	THR	N-CA-C	-5.73	95.53	111.00
1	E	405	TRP	O-C-N	-5.69	113.53	123.20
2	J	64	GLY	N-CA-C	-5.67	98.92	113.10
1	B	539	ASP	N-CA-C	-5.60	95.88	111.00
2	J	65	VAL	N-CA-CB	5.58	123.76	111.50
1	B	405	TRP	CB-CA-C	-5.57	99.26	110.40
1	D	397	GLN	N-CA-C	-5.56	95.99	111.00
1	D	194	GLN	CB-CA-C	-5.55	99.31	110.40
1	D	69	THR	CB-CA-C	-5.52	96.69	111.60
1	C	61	LEU	CB-CG-CD2	5.50	120.35	111.00
1	E	532	PRO	CB-CA-C	-5.46	98.34	112.00
1	E	554	ALA	N-CA-C	5.42	125.63	111.00
1	F	551	TRP	N-CA-CB	-5.41	100.87	110.60
1	D	438	ALA	N-CA-C	-5.39	96.45	111.00
1	E	202	LYS	CB-CA-C	-5.38	99.64	110.40
2	I	88	PRO	N-CA-CB	-5.38	96.68	102.60
1	D	398	ASP	N-CA-CB	5.35	120.24	110.60
2	L	89	ARG	CB-CA-C	-5.26	99.89	110.40

*Continued on next page...*

*Continued from previous page...*

Mol	Chain	Res	Type	Atoms	Z	Observed(°)	Ideal(°)
1	F	201	SER	N-CA-C	5.21	125.08	111.00
1	F	549	CYS	CB-CA-C	5.17	120.73	110.40
1	A	452	SER	N-CA-CB	5.12	118.18	110.50
1	E	537	SER	O-C-N	-5.12	114.51	122.70
1	B	540	ILE	N-CA-C	-5.11	97.21	111.00
2	I	88	PRO	CA-N-CD	5.08	118.82	111.70
1	E	552	LYS	C-N-CD	-5.01	109.59	120.60
1	E	405	TRP	N-CA-CB	5.00	119.60	110.60

There are no chirality outliers.

There are no planarity outliers.

## 5.2 Too-close contacts [i](#)

In the following table, the Non-H and H(model) columns list the number of non-hydrogen atoms and hydrogen atoms in the chain respectively. The H(added) column lists the number of hydrogen atoms added and optimized by MolProbity. The Clashes column lists the number of clashes within the asymmetric unit, whereas Symm-Clashes lists symmetry-related clashes.

Mol	Chain	Non-H	H(model)	H(added)	Clashes	Symm-Clashes
1	A	4306	0	4218	149	0
1	B	4342	0	4254	120	0
1	C	4332	0	4247	153	0
1	D	4312	0	4223	209	0
1	E	4289	0	4199	126	0
1	F	4289	0	4201	150	0
2	G	627	0	652	16	0
2	H	627	0	652	7	0
2	I	627	0	652	40	0
2	J	627	0	652	31	0
2	K	627	0	652	2	0
2	L	627	0	652	8	0
3	A	18	0	0	0	0
3	B	19	0	0	0	0
3	C	27	0	0	2	0
3	D	6	0	0	1	0
3	E	11	0	0	1	0
3	F	5	0	0	0	0
3	G	4	0	0	0	0
3	H	2	0	0	0	0
3	I	4	0	0	0	0

*Continued on next page...*

Continued from previous page...

Mol	Chain	Non-H	H(model)	H(added)	Clashes	Symm-Clashes
3	L	2	0	0	0	0
All	All	29730	0	29254	950	0

The all-atom clashscore is defined as the number of clashes found per 1000 atoms (including hydrogen atoms). The all-atom clashscore for this structure is 16.

All (950) close contacts within the same asymmetric unit are listed below, sorted by their clash magnitude.

Atom-1	Atom-2	Interatomic distance (Å)	Clash overlap (Å)
1:D:411:SER:HB3	1:D:503:MET:CE	1.32	1.59
1:C:321:TRP:HE1	1:C:326:GLN:CB	1.15	1.52
1:A:394:HIS:CE1	1:A:535:THR:HB	1.45	1.50
1:C:321:TRP:NE1	1:C:326:GLN:HB2	1.21	1.44
1:D:411:SER:CB	1:D:503:MET:HE2	1.48	1.40
1:B:321:TRP:NE1	1:B:326:GLN:HB2	1.42	1.35
1:F:367:ILE:HD11	1:F:538:GLU:CG	1.53	1.35
1:C:392:TYR:HE2	1:C:394:HIS:ND1	1.25	1.32
1:D:411:SER:CB	1:D:503:MET:CE	2.01	1.32
1:D:535:THR:OG1	1:D:548:TRP:CE3	1.72	1.32
1:D:411:SER:OG	1:D:503:MET:HE2	1.23	1.31
1:D:398:ASP:O	1:D:400:ILE:HG13	1.17	1.30
1:B:319:THR:N	1:B:321:TRP:HZ3	1.31	1.29
1:F:58:ILE:HG22	1:F:59:HIS:CE1	1.69	1.27
1:C:392:TYR:CE2	1:C:394:HIS:ND1	2.00	1.27
1:D:172:ARG:HD2	1:D:221:ARG:NE	1.46	1.27
2:I:87:ILE:CG2	2:I:88:PRO:HD2	1.62	1.26
1:B:321:TRP:HE1	1:B:326:GLN:CB	1.50	1.24
1:A:176:LEU:HD12	1:A:182:LEU:O	1.20	1.24
1:F:392:TYR:CE2	1:F:394:HIS:ND1	2.09	1.21
1:F:367:ILE:CG1	1:F:538:GLU:HG3	1.71	1.19
1:D:535:THR:OG1	1:D:548:TRP:CZ3	1.94	1.19
1:C:477:ALA:CB	2:I:87:ILE:HD13	1.72	1.18
1:A:394:HIS:CE1	1:A:535:THR:CB	2.27	1.17
1:F:367:ILE:CD1	1:F:538:GLU:CG	2.22	1.17
1:B:319:THR:CA	1:B:321:TRP:HZ3	1.57	1.16
1:B:405:TRP:O	1:B:405:TRP:CE3	1.99	1.16
1:C:318:PRO:O	1:C:321:TRP:CZ3	1.99	1.16
1:A:405:TRP:CE2	1:A:453:ARG:HG3	1.79	1.15
1:D:207:TYR:CE1	1:D:208:LYS:HE2	1.80	1.14
1:D:547:GLY:C	1:D:550:ALA:HB2	1.68	1.14
1:C:318:PRO:O	1:C:321:TRP:HZ3	1.29	1.13

Continued on next page...

*Continued from previous page...*

Atom-1	Atom-2	Interatomic distance (Å)	Clash overlap (Å)
1:C:460:GLU:HG3	2:I:89:ARG:NH1	1.63	1.13
1:A:396:MET:SD	1:A:534:TYR:CE1	2.41	1.12
1:B:395:TYR:CB	1:B:534:TYR:HB2	1.79	1.11
1:A:172:ARG:HH22	1:A:221:ARG:NH2	1.48	1.11
1:D:449:PHE:HE1	1:D:454:GLN:HB3	1.10	1.11
1:D:550:ALA:HB3	1:D:552:LYS:HE2	1.30	1.11
1:E:532:PRO:HD2	1:E:533:HIS:H	1.07	1.10
1:E:547:GLY:HA2	1:E:550:ALA:HB2	1.26	1.10
1:A:172:ARG:NH2	1:A:221:ARG:HH21	1.48	1.10
1:C:440:VAL:HG21	1:C:450:VAL:HG23	1.25	1.09
1:C:321:TRP:HE1	1:C:326:GLN:CA	1.65	1.09
1:A:379:PRO:HB3	1:A:383:ILE:HD11	1.26	1.09
1:A:556:PHE:HE2	1:A:557:TRP:CZ3	1.71	1.09
1:B:395:TYR:HB2	1:B:534:TYR:HB2	1.12	1.09
1:C:395:TYR:CB	1:C:534:TYR:HB2	1.81	1.08
1:A:449:PHE:CE1	1:A:454:GLN:HB3	1.88	1.08
1:B:319:THR:CA	1:B:321:TRP:CZ3	2.36	1.08
1:F:367:ILE:HG12	1:F:538:GLU:HG3	1.24	1.08
1:C:66:GLU:N	1:C:66:GLU:OE1	1.87	1.07
1:B:319:THR:N	1:B:321:TRP:CZ3	2.21	1.07
1:F:66:GLU:OE1	1:F:66:GLU:N	1.87	1.05
2:I:87:ILE:HG23	2:I:88:PRO:HD2	1.12	1.05
1:B:318:PRO:C	1:B:321:TRP:CZ3	2.29	1.05
1:E:547:GLY:HA2	1:E:550:ALA:CB	1.85	1.05
1:C:395:TYR:HB2	1:C:534:TYR:CB	1.85	1.05
1:A:394:HIS:ND1	1:A:535:THR:HB	1.71	1.04
1:B:367:ILE:HD11	1:B:537:SER:O	1.56	1.04
1:D:196:TYR:CD2	1:D:197:LEU:HD13	1.92	1.04
2:G:53:PRO:HG2	2:G:56:THR:OG1	1.59	1.03
1:D:195:LYS:HG2	1:D:198:ASP:OD2	1.58	1.03
1:F:367:ILE:CD1	1:F:538:GLU:HG2	1.88	1.03
1:A:23:PHE:HB3	1:A:116:ARG:HD3	1.39	1.02
1:D:172:ARG:HD2	1:D:221:ARG:HE	0.87	1.02
1:A:176:LEU:HD13	1:A:183:VAL:HB	1.40	1.02
1:B:405:TRP:O	1:B:405:TRP:CD2	2.12	1.02
1:D:449:PHE:CE1	1:D:454:GLN:HB3	1.95	1.02
1:C:420:ILE:HD11	1:C:427:LYS:O	1.60	1.01
1:F:174:THR:HG22	1:F:185:ARG:HB2	1.42	1.01
2:I:87:ILE:CG2	2:I:88:PRO:CD	2.37	1.01
1:D:196:TYR:CD2	1:D:197:LEU:CD1	2.44	1.01
1:C:477:ALA:HB2	2:I:87:ILE:HD13	1.39	1.01

*Continued on next page...*



*Continued from previous page...*

Atom-1	Atom-2	Interatomic distance (Å)	Clash overlap (Å)
1:F:58:ILE:C	1:F:59:HIS:ND1	2.15	1.00
1:B:504:ILE:HG12	1:B:565:MET:HG2	1.43	1.00
1:C:485:VAL:O	1:C:488:VAL:HG23	1.60	1.00
1:D:474:ARG:HG2	2:J:64:GLY:O	1.62	1.00
1:E:196:TYR:CD2	1:E:197:LEU:HD12	1.97	0.99
1:F:174:THR:HG22	1:F:185:ARG:CB	1.91	0.99
1:C:460:GLU:CG	2:I:89:ARG:NH1	2.26	0.99
1:C:477:ALA:HB2	2:I:87:ILE:CD1	1.92	0.99
1:C:460:GLU:CG	2:I:89:ARG:HH11	1.75	0.98
1:F:160:LYS:HG3	1:F:283:MET:HE1	1.42	0.98
1:C:460:GLU:CD	2:I:89:ARG:HH11	1.67	0.98
1:A:172:ARG:NH1	1:A:221:ARG:HD3	1.77	0.98
1:A:405:TRP:CG	1:A:453:ARG:HG2	1.98	0.98
1:A:396:MET:SD	1:A:534:TYR:HE1	1.80	0.97
1:D:195:LYS:CG	1:D:198:ASP:OD2	2.13	0.97
1:E:404:GLY:O	1:E:405:TRP:CD1	2.18	0.97
1:E:528:LEU:HD13	1:E:551:TRP:NE1	1.79	0.97
1:A:556:PHE:CE2	1:A:557:TRP:CZ3	2.51	0.97
1:D:398:ASP:O	1:D:400:ILE:CG1	2.11	0.97
1:D:395:TYR:HB2	1:D:534:TYR:HB2	1.47	0.96
1:E:532:PRO:CD	1:E:533:HIS:H	1.77	0.96
1:F:552:LYS:HB3	1:F:553:PRO:CD	1.95	0.96
1:B:504:ILE:HD11	1:B:513:ILE:HD12	1.47	0.96
1:F:32:PHE:CD2	1:F:341:SER:HB3	1.99	0.96
1:A:444:ASP:O	1:A:445:LYS:HG2	1.66	0.96
1:D:205:VAL:HB	1:D:207:TYR:CE2	2.00	0.96
1:E:196:TYR:CD2	1:E:197:LEU:CD1	2.49	0.95
1:F:392:TYR:CE2	1:F:394:HIS:CE1	2.53	0.95
1:B:395:TYR:HB2	1:B:534:TYR:CB	1.95	0.95
2:J:20:LEU:CD1	2:J:23:ASP:H	1.79	0.95
1:F:552:LYS:HB3	1:F:553:PRO:HD2	1.46	0.95
1:E:552:LYS:HB3	1:E:553:PRO:HD2	1.46	0.95
1:C:477:ALA:CB	2:I:87:ILE:CD1	2.44	0.95
1:D:425:THR:HG21	1:D:469:LEU:CD2	1.96	0.94
1:A:176:LEU:CD1	1:A:182:LEU:O	2.14	0.94
1:F:367:ILE:HD11	1:F:538:GLU:HG2	0.95	0.94
1:A:280:ASN:O	1:A:283:MET:HG3	1.67	0.93
1:D:172:ARG:CD	1:D:221:ARG:NE	2.31	0.93
1:D:528:LEU:HB2	1:D:551:TRP:CZ3	2.04	0.92
1:F:174:THR:HG21	1:F:185:ARG:HE	1.33	0.92
1:E:534:TYR:CZ	1:E:536:GLY:HA3	2.04	0.92

*Continued on next page...*

*Continued from previous page...*

Atom-1	Atom-2	Interatomic distance (Å)	Clash overlap (Å)
1:D:550:ALA:HB3	1:D:552:LYS:CE	2.00	0.91
1:C:460:GLU:OE2	2:I:89:ARG:NH1	2.04	0.91
1:D:172:ARG:CD	1:D:221:ARG:HE	1.82	0.91
1:B:349:SER:OG	1:B:361:LEU:HD23	1.71	0.91
1:F:58:ILE:HG22	1:F:59:HIS:HE1	1.15	0.90
1:F:367:ILE:HD13	1:F:538:GLU:OE2	1.69	0.90
1:D:247:ARG:NH1	1:D:249:VAL:CG2	2.35	0.90
1:F:58:ILE:CG2	1:F:59:HIS:CE1	2.55	0.90
1:F:392:TYR:CD2	1:F:394:HIS:ND1	2.40	0.90
1:C:321:TRP:NE1	1:C:326:GLN:CB	1.98	0.89
1:E:534:TYR:CE1	1:E:536:GLY:HA2	2.06	0.89
1:B:319:THR:HA	1:B:321:TRP:CZ3	2.07	0.89
1:F:553:PRO:HD2	1:F:556:PHE:HB2	1.54	0.89
1:B:318:PRO:C	1:B:321:TRP:HZ3	1.71	0.89
1:D:547:GLY:CA	1:D:550:ALA:HB2	2.02	0.89
1:D:196:TYR:HD2	1:D:197:LEU:HD13	1.37	0.89
2:I:87:ILE:HG22	2:I:88:PRO:CD	2.00	0.89
1:F:365:LYS:O	1:F:538:GLU:CD	2.11	0.89
1:D:280:ASN:O	1:D:283:MET:HG3	1.71	0.89
1:B:321:TRP:HE1	1:B:326:GLN:HB2	0.73	0.89
1:D:196:TYR:CE2	1:D:197:LEU:CD1	2.56	0.89
1:C:440:VAL:HG21	1:C:450:VAL:CG2	2.02	0.89
1:A:405:TRP:CE2	1:A:453:ARG:CG	2.56	0.88
1:C:392:TYR:HD1	1:C:530:LEU:HD11	1.35	0.88
1:F:536:GLY:O	1:F:537:SER:OG	1.91	0.88
1:D:247:ARG:NH1	1:D:249:VAL:HG23	1.88	0.88
1:D:551:TRP:O	1:D:552:LYS:HD3	1.73	0.88
1:D:411:SER:HB3	1:D:503:MET:HE1	0.90	0.88
1:C:477:ALA:HB1	2:I:87:ILE:HD13	1.56	0.87
1:C:508:MET:C	2:I:92:VAL:HB	1.95	0.87
1:D:551:TRP:C	1:D:552:LYS:HD3	1.93	0.87
1:F:395:TYR:HB2	1:F:534:TYR:HB3	1.56	0.87
2:I:87:ILE:HG22	2:I:88:PRO:N	1.87	0.87
1:F:392:TYR:CD2	1:F:394:HIS:CE1	2.63	0.86
1:A:449:PHE:HE1	1:A:454:GLN:HB3	1.34	0.86
1:A:394:HIS:CE1	1:A:535:THR:CG2	2.57	0.86
1:E:420:ILE:HG22	1:E:425:THR:O	1.75	0.86
1:D:448:LYS:O	1:D:452:SER:OG	1.94	0.85
1:D:195:LYS:CB	1:D:198:ASP:OD2	2.25	0.85
1:C:534:TYR:O	1:C:534:TYR:CD1	2.30	0.85
1:D:508:MET:O	2:J:93:GLY:O	1.95	0.85

*Continued on next page...*

*Continued from previous page...*

Atom-1	Atom-2	Interatomic distance (Å)	Clash overlap (Å)
1:C:460:GLU:CD	2:I:89:ARG:NH1	2.29	0.85
1:A:531:ASP:OD1	1:A:533:HIS:HB2	1.75	0.85
1:B:504:ILE:HD11	1:B:513:ILE:CD1	2.06	0.84
1:C:321:TRP:CE2	1:C:326:GLN:HB2	2.11	0.84
1:E:532:PRO:HD2	1:E:533:HIS:N	1.89	0.84
1:D:411:SER:CB	1:D:503:MET:HE1	1.85	0.84
1:D:445:LYS:NZ	1:D:449:PHE:CE2	2.45	0.84
1:A:23:PHE:CB	1:A:116:ARG:HD3	2.06	0.84
1:C:534:TYR:CZ	1:C:535:THR:O	2.30	0.84
2:I:87:ILE:HG22	2:I:88:PRO:HD2	1.57	0.84
1:D:538:GLU:O	1:D:538:GLU:HG2	1.75	0.84
1:A:405:TRP:CD2	1:A:453:ARG:HG3	2.12	0.84
1:A:449:PHE:O	1:A:452:SER:OG	1.95	0.84
1:D:425:THR:HG21	1:D:469:LEU:HD22	1.60	0.83
2:J:20:LEU:HD12	2:J:23:ASP:H	1.39	0.83
1:C:321:TRP:NE1	1:C:326:GLN:CA	2.33	0.83
1:D:207:TYR:HE1	1:D:208:LYS:HE2	1.37	0.83
1:F:392:TYR:CD1	1:F:530:LEU:HD11	2.15	0.82
1:E:535:THR:HG21	1:E:543:ILE:HG22	1.60	0.82
1:A:23:PHE:HB3	1:A:116:ARG:CD	2.09	0.82
1:A:405:TRP:CD2	1:A:453:ARG:CG	2.61	0.81
1:F:365:LYS:O	1:F:538:GLU:OE2	1.98	0.81
1:C:534:TYR:CE2	1:C:535:THR:O	2.33	0.81
1:E:553:PRO:O	1:E:553:PRO:HG2	1.80	0.81
1:A:379:PRO:HB3	1:A:383:ILE:CD1	2.10	0.81
1:B:571:PRO:O	1:B:571:PRO:HG2	1.81	0.81
1:C:392:TYR:CD2	1:C:394:HIS:ND1	2.48	0.81
1:E:531:ASP:OD1	1:E:532:PRO:HD2	1.81	0.81
1:B:318:PRO:O	1:B:321:TRP:CH2	2.33	0.80
1:C:395:TYR:HB2	1:C:534:TYR:HB2	0.91	0.80
1:D:547:GLY:HA2	1:D:550:ALA:CB	2.10	0.80
1:A:449:PHE:HE1	1:A:454:GLN:CB	1.95	0.80
1:C:404:GLY:O	2:I:94:GLY:N	2.15	0.80
1:E:532:PRO:CD	1:E:533:HIS:N	2.39	0.80
1:A:389:PRO:HG2	1:A:421:LEU:HB3	1.65	0.79
1:D:547:GLY:C	1:D:550:ALA:CB	2.51	0.78
1:F:367:ILE:CD1	1:F:538:GLU:HG3	2.00	0.78
1:A:556:PHE:CE2	1:A:557:TRP:CE3	2.70	0.78
1:D:207:TYR:CE1	1:D:208:LYS:CE	2.64	0.78
1:F:58:ILE:CG2	1:F:59:HIS:HE1	1.91	0.78
1:C:488:VAL:HG13	1:C:516:VAL:HG21	1.66	0.78

*Continued on next page...*

*Continued from previous page...*

Atom-1	Atom-2	Interatomic distance (Å)	Clash overlap (Å)
1:F:58:ILE:O	1:F:59:HIS:ND1	2.16	0.78
1:A:444:ASP:C	1:A:445:LYS:HG2	2.02	0.78
1:E:458:SER:HA	1:E:503:MET:CE	2.13	0.77
1:C:318:PRO:C	1:C:321:TRP:HZ3	1.88	0.77
1:D:205:VAL:HG21	1:D:207:TYR:CZ	2.20	0.77
1:F:392:TYR:HE2	1:F:394:HIS:CE1	2.02	0.77
1:D:547:GLY:O	1:D:550:ALA:CB	2.31	0.77
1:A:396:MET:SD	1:A:534:TYR:CD1	2.77	0.77
1:D:547:GLY:HA2	1:D:550:ALA:HB2	1.65	0.77
1:C:392:TYR:CD1	1:C:530:LEU:HD11	2.20	0.76
1:E:528:LEU:HD13	1:E:551:TRP:CD1	2.20	0.76
1:E:530:LEU:CD1	1:E:549:CYS:SG	2.74	0.76
2:J:20:LEU:HD13	2:J:20:LEU:C	2.06	0.76
2:J:20:LEU:CD1	2:J:23:ASP:N	2.47	0.76
1:B:321:TRP:CD1	1:B:326:GLN:HB2	2.19	0.76
1:D:425:THR:HG21	1:D:469:LEU:HD21	1.64	0.76
1:E:196:TYR:HD2	1:E:197:LEU:CD1	1.99	0.76
1:A:394:HIS:NE2	1:A:535:THR:HG21	2.01	0.76
1:A:394:HIS:NE2	1:A:535:THR:CG2	2.49	0.76
1:A:394:HIS:NE2	1:A:535:THR:HB	1.98	0.76
1:E:534:TYR:CZ	1:E:536:GLY:CA	2.68	0.76
1:D:402:ASP:HB3	1:D:406:GLY:HA3	1.65	0.76
1:B:535:THR:HG22	1:B:536:GLY:O	1.84	0.76
2:I:61:THR:HG23	2:I:63:ASP:H	1.50	0.76
1:D:509:LEU:HD23	2:J:94:GLY:HA2	1.66	0.75
1:D:395:TYR:CB	1:D:534:TYR:HB2	2.16	0.75
1:D:247:ARG:HH12	1:D:249:VAL:HG21	1.51	0.75
1:E:404:GLY:O	1:E:405:TRP:HD1	1.69	0.75
1:E:534:TYR:CE1	1:E:536:GLY:CA	2.70	0.75
1:F:174:THR:HG22	1:F:185:ARG:HB3	1.69	0.75
1:D:247:ARG:HH12	1:D:249:VAL:CG2	2.00	0.75
1:F:367:ILE:CD1	1:F:538:GLU:OE2	2.35	0.75
1:C:420:ILE:CD1	1:C:427:LYS:O	2.35	0.74
1:C:460:GLU:HG3	2:I:89:ARG:HH12	1.50	0.74
1:D:207:TYR:CZ	1:D:208:LYS:HE2	2.21	0.74
1:E:182:LEU:HA	1:E:196:TYR:OH	1.87	0.74
1:D:508:MET:O	2:J:92:VAL:HG13	1.87	0.74
1:D:530:LEU:HD13	1:D:549:CYS:SG	2.28	0.74
1:F:436:GLN:NE2	1:F:449:PHE:O	2.20	0.74
1:D:445:LYS:NZ	1:D:449:PHE:HE2	1.83	0.74
1:B:99:LEU:HD12	1:B:100:PRO:HD2	1.70	0.73

*Continued on next page...*

*Continued from previous page...*

Atom-1	Atom-2	Interatomic distance (Å)	Clash overlap (Å)
1:E:458:SER:HA	1:E:503:MET:HE3	1.70	0.73
1:D:445:LYS:HD3	1:D:449:PHE:CD2	2.23	0.73
1:A:405:TRP:CD1	1:A:453:ARG:CG	2.70	0.73
1:E:553:PRO:O	1:E:553:PRO:CG	2.34	0.73
1:B:66:GLU:HG3	1:C:332:ARG:HG3	1.70	0.73
1:B:99:LEU:HD12	1:B:100:PRO:CD	2.19	0.73
1:B:405:TRP:O	1:B:405:TRP:CG	2.37	0.72
1:D:283:MET:SD	1:D:284:MET:HG3	2.28	0.72
1:A:405:TRP:CG	1:A:453:ARG:CG	2.72	0.72
1:D:73:ARG:NH2	1:D:77:GLU:OE2	2.23	0.72
1:A:556:PHE:HE2	1:A:557:TRP:CE3	2.08	0.72
1:B:318:PRO:O	1:B:321:TRP:CZ3	2.43	0.72
1:A:405:TRP:CD2	1:A:453:ARG:HG2	2.24	0.72
1:D:449:PHE:HA	1:D:452:SER:OG	1.90	0.72
1:F:367:ILE:CG1	1:F:538:GLU:CG	2.50	0.71
1:F:389:PRO:HB2	1:F:421:LEU:HD23	1.71	0.71
1:D:280:ASN:HA	1:D:283:MET:CG	2.20	0.71
1:A:405:TRP:CD1	1:A:453:ARG:HG2	2.25	0.71
1:D:69:THR:OG1	1:D:72:ASN:ND2	2.20	0.71
1:D:535:THR:OG1	1:D:548:TRP:CD2	2.33	0.71
1:F:187:GLN:NE2	1:F:191:ALA:O	2.23	0.71
1:F:389:PRO:HG2	1:F:421:LEU:HB3	1.73	0.71
1:B:99:LEU:CG	1:B:100:PRO:HD2	2.20	0.71
1:F:517:ASP:HB2	1:F:551:TRP:CH2	2.26	0.71
1:F:425:THR:HG21	1:F:469:LEU:CD2	2.21	0.71
1:D:436:GLN:OE1	1:D:451:GLY:N	2.24	0.70
1:D:530:LEU:CD1	1:D:549:CYS:SG	2.79	0.70
1:A:172:ARG:HH22	1:A:221:ARG:HH21	0.79	0.70
1:D:135:MET:CE	1:D:207:TYR:CE2	2.74	0.70
1:C:361:LEU:O	1:C:362:THR:OG1	2.08	0.70
1:D:135:MET:HE3	1:D:207:TYR:HE2	1.56	0.70
1:D:528:LEU:HB2	1:D:551:TRP:CH2	2.26	0.70
1:C:392:TYR:HE2	1:C:394:HIS:CG	2.06	0.70
1:D:207:TYR:HE1	1:D:208:LYS:CE	2.03	0.70
1:E:327:ARG:HG3	1:E:347:ARG:HH22	1.55	0.70
1:A:144:VAL:HG11	1:A:275:PHE:HE1	1.54	0.69
1:A:219:LEU:HD13	1:B:144:VAL:HG13	1.74	0.69
1:F:392:TYR:HE2	1:F:394:HIS:ND1	1.87	0.69
1:D:135:MET:CE	1:D:207:TYR:HE2	2.05	0.69
1:A:405:TRP:NE1	1:A:453:ARG:HD3	2.06	0.69
1:A:449:PHE:HE1	1:A:454:GLN:CG	2.04	0.69

*Continued on next page...*

*Continued from previous page...*

Atom-1	Atom-2	Interatomic distance (Å)	Clash overlap (Å)
1:D:547:GLY:CA	1:D:550:ALA:CB	2.69	0.69
1:D:547:GLY:O	1:D:550:ALA:HB2	1.88	0.69
1:B:99:LEU:CD1	1:B:100:PRO:HD2	2.21	0.69
1:D:461:ILE:HD12	1:D:503:MET:HG2	1.74	0.69
1:F:58:ILE:HG22	1:F:59:HIS:ND1	2.06	0.69
1:D:280:ASN:O	1:D:283:MET:CG	2.41	0.69
1:F:552:LYS:CB	1:F:553:PRO:CD	2.68	0.69
1:C:196:TYR:HD2	1:C:197:LEU:HG	1.57	0.68
1:C:318:PRO:C	1:C:321:TRP:CZ3	2.65	0.68
1:C:404:GLY:O	2:I:93:GLY:C	2.32	0.68
1:A:73:ARG:NH1	1:A:77:GLU:OE2	2.27	0.68
1:B:319:THR:C	1:B:321:TRP:CZ3	2.67	0.68
1:D:474:ARG:CG	2:J:64:GLY:O	2.40	0.68
2:J:20:LEU:HD13	2:J:22:SER:N	2.09	0.68
1:C:392:TYR:CE2	1:C:394:HIS:CG	2.81	0.68
1:F:160:LYS:HA	1:F:283:MET:HE3	1.76	0.68
1:F:392:TYR:HD1	1:F:530:LEU:HD11	1.59	0.68
1:D:411:SER:OG	1:D:503:MET:CE	2.17	0.67
1:F:531:ASP:OD1	1:F:533:HIS:ND1	2.26	0.67
1:A:556:PHE:CD2	1:A:557:TRP:CE3	2.83	0.67
1:D:89:ASN:ND2	1:D:98:ILE:HG23	2.09	0.67
1:D:195:LYS:HB3	1:D:198:ASP:OD2	1.92	0.67
1:E:395:TYR:HB2	1:E:534:TYR:HB2	1.77	0.67
1:F:32:PHE:HD2	1:F:341:SER:HB3	1.57	0.67
1:A:394:HIS:NE2	1:A:535:THR:CB	2.56	0.67
1:A:537:SER:O	1:A:538:GLU:C	2.33	0.66
1:E:173:PHE:HE1	1:F:219:LEU:HD21	1.60	0.66
1:A:172:ARG:CZ	1:A:221:ARG:HD3	2.26	0.66
1:C:446:GLN:O	1:C:449:PHE:N	2.28	0.66
1:D:135:MET:HE1	1:D:207:TYR:CE2	2.30	0.66
1:D:280:ASN:C	1:D:283:MET:HG3	2.16	0.66
1:F:163:ALA:CB	1:F:283:MET:SD	2.83	0.66
1:B:396:MET:HB2	1:B:534:TYR:CE1	2.29	0.66
1:C:534:TYR:CD1	1:C:534:TYR:C	2.68	0.66
1:A:449:PHE:CE1	1:A:454:GLN:CB	2.69	0.66
1:D:508:MET:C	2:J:92:VAL:HG13	2.14	0.66
1:B:99:LEU:HG	1:B:100:PRO:HD2	1.78	0.66
1:B:262:ASP:OD2	1:B:270:ARG:NH2	2.29	0.66
1:C:196:TYR:CE2	1:C:197:LEU:HD21	2.31	0.66
1:D:205:VAL:CB	1:D:207:TYR:CE2	2.76	0.66
1:D:205:VAL:HG21	1:D:207:TYR:OH	1.96	0.65

*Continued on next page...*

*Continued from previous page...*

Atom-1	Atom-2	Interatomic distance (Å)	Clash overlap (Å)
1:F:425:THR:HG21	1:F:469:LEU:HD22	1.78	0.65
1:A:389:PRO:HB2	1:A:421:LEU:HD23	1.78	0.65
1:F:160:LYS:HG3	1:F:283:MET:CE	2.21	0.65
1:D:547:GLY:O	1:D:550:ALA:HB3	1.97	0.65
1:E:538:GLU:CG	1:E:538:GLU:O	2.44	0.65
1:E:528:LEU:HD13	1:E:551:TRP:CE2	2.32	0.65
1:A:506:GLY:H	2:G:92:VAL:HG11	1.62	0.65
1:D:412:PHE:HD1	1:D:461:ILE:HG23	1.62	0.65
1:E:534:TYR:OH	1:E:536:GLY:HA3	1.96	0.65
2:J:20:LEU:HD12	2:J:23:ASP:N	2.10	0.65
1:A:394:HIS:CE1	1:A:536:GLY:H	2.14	0.65
1:B:395:TYR:HB3	1:B:534:TYR:HB2	1.77	0.65
1:E:547:GLY:CA	1:E:550:ALA:CB	2.70	0.65
1:A:537:SER:O	1:A:539:ASP:N	2.30	0.65
1:B:177:ASN:HB3	1:B:182:LEU:HB2	1.77	0.65
1:A:405:TRP:NE1	1:A:453:ARG:CG	2.60	0.64
1:B:89:ASN:ND2	1:B:99:LEU:O	2.30	0.64
1:C:535:THR:HG22	1:C:536:GLY:N	2.11	0.64
1:C:460:GLU:HG3	2:I:89:ARG:HH11	1.33	0.64
1:D:395:TYR:OH	1:D:407:SER:OG	2.14	0.64
1:F:160:LYS:HA	1:F:283:MET:CE	2.27	0.64
1:F:367:ILE:CD1	1:F:538:GLU:CD	2.66	0.64
1:F:59:HIS:ND1	1:F:59:HIS:N	2.43	0.64
1:A:556:PHE:HD2	1:A:557:TRP:CD2	2.15	0.64
1:B:371:HIS:HD1	1:B:390:TYR:HH	1.36	0.64
1:E:272:ARG:O	1:E:276:ASN:ND2	2.31	0.64
1:C:488:VAL:CG1	1:C:516:VAL:HG21	2.27	0.63
1:D:482:ALA:HB2	1:D:559:LYS:HD2	1.80	0.63
1:E:278:ARG:NH1	1:E:316:GLN:OE1	2.31	0.63
1:A:182:LEU:HA	1:A:196:TYR:OH	1.97	0.63
1:E:424:TYR:O	1:E:425:THR:CG2	2.46	0.63
1:F:528:LEU:HD23	1:F:551:TRP:CD1	2.33	0.63
1:A:69:THR:OG1	1:A:72:ASN:HB2	1.99	0.63
1:C:440:VAL:CG2	1:C:450:VAL:HG23	2.16	0.63
1:C:509:LEU:O	2:I:92:VAL:HG21	1.99	0.63
1:F:552:LYS:CB	1:F:553:PRO:HD2	2.25	0.63
1:A:395:TYR:CE2	1:A:403:SER:O	2.51	0.63
1:D:205:VAL:HB	1:D:207:TYR:HE2	1.58	0.63
1:F:160:LYS:CG	1:F:283:MET:HE1	2.25	0.63
1:F:440:VAL:HG21	1:F:450:VAL:HG12	1.80	0.63
1:A:394:HIS:HE1	1:A:536:GLY:H	1.47	0.62

*Continued on next page...*

*Continued from previous page...*

Atom-1	Atom-2	Interatomic distance (Å)	Clash overlap (Å)
1:C:448:LYS:NZ	3:C:601:HOH:O	2.04	0.62
1:C:503:MET:HG3	1:C:566:VAL:HG12	1.81	0.62
1:D:69:THR:HG1	1:D:72:ASN:HD22	1.46	0.62
1:D:526:LYS:HB2	1:D:552:LYS:O	1.99	0.62
1:E:183:VAL:N	1:E:196:TYR:OH	2.32	0.62
1:A:59:HIS:HE1	1:A:311:SER:HB3	1.65	0.62
1:E:297:THR:HB	1:E:320:LYS:HB2	1.81	0.62
1:B:320:LYS:N	1:B:321:TRP:CE3	2.67	0.62
1:C:460:GLU:OE2	2:I:89:ARG:CZ	2.47	0.62
1:D:395:TYR:HB2	1:D:534:TYR:CB	2.24	0.62
1:D:396:MET:HG3	1:D:396:MET:O	1.99	0.62
1:F:527:PHE:O	1:F:551:TRP:HA	2.00	0.62
1:D:395:TYR:HH	1:D:407:SER:HG	1.45	0.62
1:F:24:GLN:O	1:F:28:ASN:ND2	2.27	0.62
1:C:531:ASP:OD1	1:C:533:HIS:ND1	2.29	0.62
1:D:280:ASN:HA	1:D:283:MET:HG2	1.80	0.62
1:D:527:PHE:N	1:D:552:LYS:O	2.32	0.62
1:B:321:TRP:NE1	1:B:326:GLN:CB	2.30	0.62
1:B:504:ILE:CD1	1:B:513:ILE:CD1	2.78	0.62
1:A:394:HIS:CG	1:A:535:THR:HB	2.34	0.61
1:E:156:GLN:HG3	1:E:287:VAL:HG13	1.81	0.61
1:B:335:LYS:NZ	1:C:41:ASN:OD1	2.34	0.61
1:C:206:PRO:HB3	1:C:312:LEU:HD11	1.82	0.61
1:B:147:GLU:OE1	1:B:247:ARG:NH1	2.29	0.61
1:F:392:TYR:CE2	1:F:394:HIS:CG	2.88	0.61
1:C:509:LEU:C	2:I:92:VAL:HG21	2.20	0.61
1:E:81:SER:O	1:E:277:ARG:NH1	2.34	0.61
1:A:280:ASN:HA	1:A:283:MET:HG2	1.82	0.61
1:D:445:LYS:HD3	1:D:449:PHE:CE2	2.35	0.61
1:B:535:THR:O	1:B:536:GLY:C	2.35	0.61
1:D:135:MET:HE3	1:D:207:TYR:CE2	2.34	0.61
1:E:530:LEU:HD12	1:E:549:CYS:SG	2.39	0.61
1:D:68:LEU:O	1:D:99:LEU:HD22	2.00	0.61
1:F:476:ILE:HG23	1:F:565:MET:HB2	1.82	0.61
1:C:321:TRP:CD1	1:C:326:GLN:N	2.69	0.61
1:F:278:ARG:NH1	1:F:316:GLN:OE1	2.33	0.61
1:C:171:PHE:HB3	1:C:272:ARG:HE	1.65	0.61
1:E:73:ARG:NH1	1:E:77:GLU:OE2	2.30	0.61
1:D:172:ARG:HD2	1:D:221:ARG:CZ	2.26	0.61
1:D:196:TYR:CE2	1:D:197:LEU:HD11	2.35	0.60
1:A:262:ASP:OD2	1:A:270:ARG:NH2	2.34	0.60

*Continued on next page...*



*Continued from previous page...*

Atom-1	Atom-2	Interatomic distance (Å)	Clash overlap (Å)
1:D:332:ARG:NH1	3:D:601:HOH:O	2.34	0.60
1:E:367:ILE:HG21	1:E:370:PRO:HB3	1.83	0.60
1:E:381:GLY:HA3	1:E:519:ASN:HB2	1.84	0.60
1:A:283:MET:CE	1:A:284:MET:HG2	2.31	0.60
1:E:88:GLY:HA2	1:E:102:GLY:HA3	1.83	0.60
1:D:280:ASN:O	1:D:283:MET:SD	2.60	0.60
1:F:552:LYS:HB3	1:F:553:PRO:HD3	1.81	0.60
1:A:405:TRP:CD1	1:A:453:ARG:CD	2.85	0.60
1:B:466:ASN:HA	1:B:471:LEU:H	1.67	0.60
1:E:412:PHE:HD1	1:E:461:ILE:HG23	1.67	0.60
1:D:394:HIS:NE2	1:D:536:GLY:O	2.33	0.60
1:E:527:PHE:N	1:E:552:LYS:O	2.28	0.60
2:G:67:VAL:HG13	2:G:76:ILE:HD11	1.83	0.60
1:E:182:LEU:CA	1:E:196:TYR:OH	2.48	0.60
1:F:367:ILE:HD11	1:F:538:GLU:CD	2.20	0.60
1:A:306:PRO:HG2	1:A:309:TRP:CD2	2.36	0.60
2:J:20:LEU:HD13	2:J:21:THR:N	2.17	0.60
1:E:547:GLY:CA	1:E:550:ALA:HB2	2.18	0.59
1:A:196:TYR:HD2	1:A:197:LEU:HG	1.67	0.59
1:D:205:VAL:CG2	1:D:207:TYR:CZ	2.86	0.59
2:L:57:SER:HB3	2:L:86:LEU:HD11	1.84	0.59
1:C:73:ARG:HD2	1:C:86:LEU:HG	1.83	0.59
1:D:377:TYR:CG	1:D:551:TRP:CD1	2.91	0.59
1:A:23:PHE:HB3	1:A:116:ARG:HG2	1.84	0.59
1:D:196:TYR:CD2	1:D:197:LEU:HD12	2.32	0.59
1:F:365:LYS:O	1:F:538:GLU:OE1	2.19	0.59
1:D:425:THR:CG2	1:D:469:LEU:HD22	2.31	0.59
1:D:538:GLU:O	1:D:538:GLU:CG	2.46	0.59
1:E:528:LEU:HD22	1:E:551:TRP:CZ2	2.37	0.59
1:D:247:ARG:NH1	1:D:249:VAL:HG21	2.12	0.59
1:D:247:ARG:HH11	1:D:249:VAL:CG2	2.16	0.59
1:D:247:ARG:HH11	1:D:249:VAL:HG23	1.68	0.59
1:D:518:PHE:HD1	1:D:525:THR:HG22	1.68	0.59
1:D:550:ALA:HB3	1:D:552:LYS:NZ	2.17	0.59
1:F:32:PHE:CE1	1:F:335:LYS:HG2	2.37	0.59
1:F:529:VAL:O	1:F:549:CYS:HB2	2.02	0.59
1:F:70:GLU:OE1	1:F:73:ARG:NH1	2.35	0.58
1:F:32:PHE:CD2	1:F:341:SER:CB	2.82	0.58
1:A:412:PHE:HD2	1:A:461:ILE:HG23	1.67	0.58
1:D:553:PRO:O	1:D:553:PRO:HG2	2.01	0.58
1:E:425:THR:HG21	1:E:469:LEU:HD22	1.85	0.58

*Continued on next page...*

*Continued from previous page...*

Atom-1	Atom-2	Interatomic distance (Å)	Clash overlap (Å)
1:B:405:TRP:O	1:B:405:TRP:HE3	1.79	0.58
1:C:404:GLY:HA3	2:I:94:GLY:O	2.04	0.58
1:E:31:SER:OG	1:E:341:SER:OG	2.21	0.58
1:C:402:ASP:OD2	1:C:432:HIS:NE2	2.37	0.58
1:B:170:SER:OG	1:B:272:ARG:NH1	2.37	0.58
1:A:176:LEU:CD1	1:A:183:VAL:HB	2.24	0.58
1:C:196:TYR:CD2	1:C:197:LEU:CD2	2.87	0.58
1:A:405:TRP:NE1	1:A:453:ARG:CD	2.67	0.57
1:D:262:ASP:OD2	1:D:270:ARG:NH2	2.36	0.57
1:D:550:ALA:CB	1:D:552:LYS:HE2	2.21	0.57
2:G:43:LEU:HD23	2:G:59:ILE:HG12	1.84	0.57
1:C:392:TYR:HD1	1:C:530:LEU:CD1	2.13	0.57
1:D:547:GLY:HA2	1:D:550:ALA:HB1	1.84	0.57
2:L:90:ASP:OD1	2:L:90:ASP:N	2.36	0.57
1:C:534:TYR:OH	1:C:536:GLY:HA2	2.05	0.57
1:B:395:TYR:O	1:B:534:TYR:HD1	1.88	0.57
1:C:321:TRP:NE1	1:C:326:GLN:HA	2.20	0.57
1:E:196:TYR:CD2	1:E:197:LEU:HD11	2.36	0.57
2:J:20:LEU:CD1	2:J:20:LEU:C	2.73	0.57
1:A:23:PHE:HB3	1:A:116:ARG:CG	2.34	0.57
1:A:440:VAL:HG22	1:A:447:ALA:H	1.69	0.57
1:A:450:VAL:HG23	1:A:451:GLY:N	2.19	0.57
1:E:424:TYR:C	1:E:425:THR:HG23	2.25	0.57
1:D:166:LEU:HD23	1:D:279:ALA:HB1	1.85	0.56
1:F:370:PRO:HG3	1:F:392:TYR:HB2	1.88	0.56
1:C:349:SER:CB	1:C:361:LEU:HD23	2.35	0.56
1:C:306:PRO:HG2	1:C:309:TRP:CD2	2.41	0.56
1:C:349:SER:HB3	1:C:361:LEU:HD23	1.87	0.56
1:D:83:ASP:HB3	1:D:270:ARG:HD3	1.86	0.56
1:E:535:THR:HG21	1:E:543:ILE:CG2	2.33	0.56
1:F:347:ARG:NH1	1:F:426:ASP:OD2	2.38	0.56
1:F:362:THR:HG21	1:F:421:LEU:HD11	1.86	0.56
1:A:250:THR:HG21	1:A:282:THR:HG21	1.86	0.56
1:A:440:VAL:HG21	1:A:450:VAL:HG13	1.88	0.56
1:B:363:ASN:HB3	1:B:366:LEU:HG	1.87	0.56
1:D:472:GLU:O	1:D:473:CYS:SG	2.63	0.56
2:G:21:THR:HG21	2:G:85:ARG:HE	1.69	0.56
1:A:405:TRP:CZ2	1:A:453:ARG:HG3	2.40	0.56
1:C:488:VAL:HG21	1:C:525:THR:HG21	1.87	0.56
1:D:455:TRP:HZ3	1:D:508:MET:HG2	1.71	0.56
1:E:531:ASP:OD1	1:E:533:HIS:ND1	2.37	0.56

*Continued on next page...*

*Continued from previous page...*

Atom-1	Atom-2	Interatomic distance (Å)	Clash overlap (Å)
1:C:437:GLN:NE2	1:C:441:ASP:OD1	2.34	0.56
1:D:207:TYR:CD1	1:D:208:LYS:HG2	2.40	0.56
1:C:321:TRP:HD1	1:C:322:THR:O	1.89	0.56
1:B:40:ILE:HD12	1:C:341:SER:HB2	1.88	0.55
1:B:51:ARG:HG3	1:B:84:ILE:HG22	1.87	0.55
2:J:20:LEU:HD11	2:J:23:ASP:N	2.19	0.55
2:J:63:ASP:O	2:J:65:VAL:N	2.39	0.55
1:B:389:PRO:HG2	1:B:421:LEU:HB3	1.89	0.55
1:D:445:LYS:CD	1:D:449:PHE:CD2	2.90	0.55
1:C:34:LYS:NZ	3:C:605:HOH:O	2.39	0.55
1:C:485:VAL:O	1:C:488:VAL:CG2	2.46	0.55
1:E:552:LYS:CB	1:E:553:PRO:HD2	2.15	0.55
2:J:61:THR:OG1	2:J:63:ASP:O	2.24	0.55
1:C:404:GLY:CA	2:I:94:GLY:O	2.55	0.55
1:D:147:GLU:OE2	1:D:247:ARG:HD2	2.07	0.55
1:B:151:ARG:HH21	1:B:154:ARG:HD3	1.71	0.55
1:C:217:GLN:HB2	1:D:219:LEU:HD21	1.88	0.55
1:F:91:ASN:OD1	1:F:96:SER:OG	2.22	0.55
1:C:455:TRP:HB2	2:I:91:ARG:HD2	1.89	0.55
1:E:424:TYR:O	1:E:425:THR:HG23	2.07	0.55
1:B:80:LEU:HB3	1:B:84:ILE:HD11	1.88	0.54
1:E:395:TYR:HD2	1:E:534:TYR:HB2	1.73	0.54
1:F:396:MET:HG3	1:F:401:ASP:HA	1.88	0.54
1:F:406:GLY:HA2	1:F:409:TYR:HD2	1.73	0.54
2:J:20:LEU:CD1	2:J:22:SER:N	2.70	0.54
1:D:445:LYS:CD	1:D:449:PHE:CE2	2.89	0.54
1:E:170:SER:HA	1:E:173:PHE:HE2	1.71	0.54
1:C:321:TRP:CD1	1:C:322:THR:O	2.61	0.54
1:C:395:TYR:CG	1:C:534:TYR:HB2	2.42	0.54
1:A:539:ASP:OD1	1:A:541:LYS:HG3	2.07	0.54
1:B:88:GLY:HA2	1:B:102:GLY:HA3	1.88	0.54
1:D:408:ALA:HB1	1:D:456:ILE:HG12	1.89	0.54
1:E:62:PHE:N	1:E:338:ASN:OD1	2.40	0.54
1:F:394:HIS:O	1:F:397:GLN:HG2	2.07	0.54
1:E:395:TYR:CB	1:E:534:TYR:HB2	2.38	0.54
1:B:341:SER:HB2	1:C:40:ILE:HD12	1.90	0.54
1:C:509:LEU:N	2:I:92:VAL:HB	2.22	0.54
1:C:534:TYR:O	1:C:534:TYR:HD1	1.87	0.54
1:D:205:VAL:CG2	1:D:207:TYR:CE2	2.91	0.53
1:E:121:PHE:HD2	1:E:122:LEU:HD12	1.73	0.53
1:F:364:LYS:HD2	1:F:364:LYS:H	1.73	0.53

*Continued on next page...*

*Continued from previous page...*

Atom-1	Atom-2	Interatomic distance (Å)	Clash overlap (Å)
1:A:402:ASP:HA	1:A:405:TRP:NE1	2.24	0.53
1:E:294:ARG:HD2	1:E:321:TRP:CD1	2.43	0.53
1:C:137:GLY:HA3	1:C:259:PHE:HD1	1.74	0.53
1:A:176:LEU:HD12	1:A:182:LEU:C	2.18	0.53
1:D:70:GLU:HA	1:D:73:ARG:HG2	1.91	0.53
1:E:59:HIS:NE2	1:E:311:SER:HB3	2.23	0.53
1:B:99:LEU:HD12	1:B:100:PRO:HD3	1.88	0.53
1:B:193:GLN:OE1	1:B:193:GLN:N	2.40	0.53
1:C:349:SER:HB3	1:C:361:LEU:CD2	2.39	0.53
1:A:59:HIS:CE1	1:A:311:SER:HB3	2.44	0.53
1:E:532:PRO:CG	1:E:533:HIS:N	2.71	0.53
1:E:532:PRO:HD2	1:E:533:HIS:HD1	1.74	0.53
1:A:88:GLY:HA2	1:A:102:GLY:HA3	1.90	0.53
1:A:133:VAL:HG12	1:A:310:VAL:HG21	1.91	0.52
1:F:16:PHE:HD2	1:F:131:GLU:HB2	1.73	0.52
1:F:514:LEU:HD11	1:F:530:LEU:HD22	1.90	0.52
1:A:449:PHE:HE1	1:A:454:GLN:HG2	1.73	0.52
1:C:177:ASN:HB3	1:C:182:LEU:HB2	1.91	0.52
1:C:449:PHE:CE1	1:C:454:GLN:HB2	2.44	0.52
1:D:374:ILE:HD11	1:D:549:CYS:O	2.09	0.52
1:D:553:PRO:O	1:D:553:PRO:CG	2.57	0.52
1:E:531:ASP:OD1	1:E:532:PRO:CD	2.56	0.52
1:E:369:GLU:HB3	1:E:372:LEU:HD13	1.91	0.52
1:E:384:THR:HG21	1:E:496:GLU:HG3	1.91	0.52
1:F:392:TYR:HD2	1:F:394:HIS:CE1	2.22	0.52
1:B:306:PRO:HG2	1:B:309:TRP:CD2	2.44	0.52
1:D:22:MET:HG3	1:D:60:VAL:HG11	1.92	0.52
1:F:51:ARG:HG3	1:F:84:ILE:HG22	1.91	0.52
1:B:407:SER:HB3	1:B:510:ALA:HB3	1.92	0.52
1:A:518:PHE:HD1	1:A:525:THR:HG22	1.75	0.52
1:D:550:ALA:CB	1:D:552:LYS:NZ	2.73	0.52
1:F:99:LEU:HD22	1:F:100:PRO:HD2	1.91	0.52
2:I:87:ILE:HG23	2:I:88:PRO:CD	2.06	0.52
1:A:394:HIS:CE1	1:A:535:THR:HG22	2.44	0.52
1:B:319:THR:HA	1:B:321:TRP:CH2	2.44	0.52
1:C:514:LEU:HD11	1:C:530:LEU:HB2	1.92	0.52
1:F:553:PRO:CD	1:F:556:PHE:HB2	2.34	0.52
1:B:483:GLU:HG2	1:B:487:ARG:HD3	1.92	0.52
1:B:395:TYR:HB2	1:B:534:TYR:CA	2.40	0.51
1:D:437:GLN:O	1:D:441:ASP:OD2	2.29	0.51
1:E:395:TYR:CD2	1:E:534:TYR:HB2	2.44	0.51

*Continued on next page...*

*Continued from previous page...*

Atom-1	Atom-2	Interatomic distance (Å)	Clash overlap (Å)
1:F:444:ASP:OD1	2:L:89:ARG:NH2	2.37	0.51
1:A:556:PHE:CD2	1:A:557:TRP:CD2	2.98	0.51
1:E:182:LEU:HA	1:E:196:TYR:HH	1.75	0.51
1:D:385:THR:HG22	1:D:515:GLY:HA3	1.92	0.51
1:F:174:THR:CG2	1:F:185:ARG:HE	2.14	0.51
1:F:176:LEU:HD13	1:F:183:VAL:HG22	1.92	0.51
1:F:344:PRO:HG3	1:F:574:ALA:HA	1.92	0.51
1:B:571:PRO:O	1:B:571:PRO:CG	2.36	0.51
1:C:62:PHE:N	1:C:338:ASN:OD1	2.41	0.51
1:C:321:TRP:HZ2	1:C:326:GLN:HG3	1.76	0.51
1:C:385:THR:OG1	1:C:386:VAL:N	2.43	0.51
1:A:91:ASN:OD1	1:A:96:SER:OG	2.23	0.51
1:A:93:ASP:N	1:A:108:LEU:O	2.44	0.51
1:D:398:ASP:O	1:D:399:GLY:C	2.48	0.51
1:C:63:ALA:C	1:C:64:TYR:O	2.38	0.51
1:D:533:HIS:O	1:D:548:TRP:HZ3	1.93	0.51
1:F:133:VAL:HG12	1:F:310:VAL:HG11	1.91	0.51
1:C:193:GLN:H	1:C:264:SER:HB3	1.76	0.51
1:F:529:VAL:O	1:F:549:CYS:O	2.28	0.51
2:J:29:LYS:HG3	2:J:49:GLU:HG2	1.92	0.51
1:A:402:ASP:OD2	1:A:432:HIS:NE2	2.42	0.51
1:F:163:ALA:HB3	1:F:283:MET:SD	2.49	0.50
1:D:410:ARG:NH1	1:D:413:GLN:OE1	2.40	0.50
1:E:360:ARG:HD2	1:E:364:LYS:HG2	1.93	0.50
2:H:34:PRO:HB2	2:H:37:THR:HG23	1.93	0.50
1:A:219:LEU:HD12	1:B:215:ALA:HB1	1.93	0.50
1:B:250:THR:HG21	1:B:282:THR:HG21	1.94	0.50
1:A:394:HIS:CD2	1:A:535:THR:HB	2.46	0.50
1:C:93:ASP:OD2	1:C:110:SER:OG	2.21	0.50
1:D:166:LEU:HD23	1:D:279:ALA:CB	2.41	0.50
1:E:317:LEU:HD13	1:E:330:ARG:HH12	1.77	0.50
1:A:283:MET:HE3	1:A:284:MET:HG2	1.92	0.50
1:D:439:LEU:HD13	1:D:445:LYS:HZ2	1.77	0.50
1:F:262:ASP:OD2	1:F:270:ARG:NH2	2.42	0.50
1:C:367:ILE:HD11	1:C:538:GLU:HA	1.93	0.50
1:C:402:ASP:OD2	1:C:410:ARG:NE	2.45	0.50
1:E:405:TRP:O	1:E:405:TRP:CE3	2.65	0.50
1:E:553:PRO:O	1:E:553:PRO:CD	2.55	0.50
1:A:56:GLN:OE1	1:A:133:VAL:HG22	2.11	0.50
1:C:402:ASP:OD1	1:C:402:ASP:O	2.30	0.50
1:D:512:THR:HB	1:D:530:LEU:HB3	1.94	0.50

*Continued on next page...*

*Continued from previous page...*

Atom-1	Atom-2	Interatomic distance (Å)	Clash overlap (Å)
1:F:363:ASN:HB3	1:F:366:LEU:HD23	1.94	0.50
1:A:392:TYR:OH	1:A:531:ASP:O	2.16	0.50
1:C:535:THR:CG2	1:C:536:GLY:N	2.74	0.50
1:B:318:PRO:O	1:B:321:TRP:HH2	1.92	0.49
1:B:535:THR:CG2	1:B:536:GLY:O	2.57	0.49
1:C:449:PHE:CE1	1:C:454:GLN:CB	2.95	0.49
1:B:73:ARG:HD3	1:B:86:LEU:HD22	1.95	0.49
1:E:81:SER:HB2	1:E:84:ILE:HD13	1.94	0.49
1:A:144:VAL:HG11	1:A:275:PHE:CE1	2.42	0.49
1:A:196:TYR:CD2	1:A:197:LEU:HG	2.47	0.49
1:D:507:ASN:O	1:D:508:MET:HB2	2.12	0.49
1:A:167:SER:O	1:A:272:ARG:NH2	2.45	0.49
1:A:455:TRP:HB2	2:G:91:ARG:HG2	1.95	0.49
1:F:536:GLY:C	1:F:537:SER:HG	1.97	0.49
1:A:406:GLY:HA2	1:A:409:TYR:HD2	1.78	0.49
1:C:392:TYR:CE2	1:C:394:HIS:HB3	2.47	0.49
1:D:73:ARG:HE	1:D:86:LEU:HD22	1.78	0.49
1:D:280:ASN:CA	1:D:283:MET:HG3	2.43	0.49
1:E:132:HIS:O	1:E:134:LEU:HG	2.12	0.49
2:J:12:SER:OG	2:J:13:LYS:N	2.46	0.49
1:A:172:ARG:CZ	1:A:221:ARG:HH21	2.22	0.49
1:D:330:ARG:O	1:D:334:HIS:ND1	2.31	0.49
1:A:80:LEU:HB3	1:A:84:ILE:HD11	1.95	0.49
1:B:504:ILE:CD1	1:B:513:ILE:HD12	2.31	0.49
1:C:321:TRP:HZ2	1:C:326:GLN:CG	2.26	0.49
1:B:154:ARG:HH21	1:B:157:GLU:HG3	1.78	0.49
1:C:404:GLY:O	2:I:94:GLY:CA	2.60	0.49
1:D:135:MET:HG2	1:D:310:VAL:HA	1.95	0.49
1:D:207:TYR:CE1	1:D:208:LYS:HG2	2.47	0.49
1:E:349:SER:HB3	1:E:361:LEU:HD22	1.95	0.49
1:F:174:THR:CG2	1:F:185:ARG:HB2	2.30	0.49
1:B:402:ASP:HB2	1:B:406:GLY:HA3	1.94	0.48
1:F:151:ARG:HH21	1:F:154:ARG:HH11	1.61	0.48
1:A:394:HIS:HE1	1:A:536:GLY:N	2.09	0.48
1:A:446:GLN:O	1:A:447:ALA:HB3	2.13	0.48
1:D:280:ASN:HA	1:D:283:MET:HG3	1.93	0.48
1:A:73:ARG:HD2	1:A:86:LEU:HD13	1.94	0.48
1:D:365:LYS:O	1:D:538:GLU:OE1	2.32	0.48
1:F:475:PHE:N	2:L:64:GLY:O	2.43	0.48
1:F:92:ILE:HG22	1:F:108:LEU:HB2	1.94	0.48
1:F:370:PRO:HD2	1:F:390:TYR:CE2	2.47	0.48

*Continued on next page...*

*Continued from previous page...*

Atom-1	Atom-2	Interatomic distance (Å)	Clash overlap (Å)
2:I:43:LEU:HD13	2:I:59:ILE:HG13	1.96	0.48
1:E:174:THR:HG23	1:E:185:ARG:HB3	1.94	0.48
2:J:90:ASP:N	2:J:90:ASP:OD1	2.47	0.48
1:B:514:LEU:HD11	1:B:530:LEU:HB2	1.96	0.48
1:D:171:PHE:CE1	1:D:172:ARG:CG	2.96	0.48
1:D:526:LYS:CB	1:D:552:LYS:O	2.61	0.48
2:I:61:THR:HG22	2:I:65:VAL:H	1.78	0.48
1:B:322:THR:HG23	1:B:325:GLU:H	1.79	0.48
1:C:321:TRP:NE1	1:C:326:GLN:N	2.62	0.48
1:D:171:PHE:CD1	1:D:172:ARG:HG2	2.49	0.48
1:D:495:PHE:HA	1:D:499:GLY:HA2	1.96	0.48
1:D:408:ALA:HB2	2:J:92:VAL:O	2.14	0.48
1:E:402:ASP:HB2	1:E:406:GLY:HA3	1.95	0.48
1:A:347:ARG:HD2	1:A:423:GLY:O	2.14	0.48
1:A:533:HIS:O	1:A:548:TRP:CZ3	2.67	0.48
1:B:396:MET:HB2	1:B:534:TYR:CD1	2.49	0.48
1:F:385:THR:OG1	1:F:386:VAL:N	2.46	0.48
1:A:455:TRP:HB2	2:G:91:ARG:CG	2.44	0.47
1:B:321:TRP:HE1	1:B:326:GLN:CG	2.21	0.47
1:B:164:GLU:O	1:B:167:SER:OG	2.22	0.47
1:F:143:ARG:NH1	1:F:357:GLU:OE1	2.47	0.47
1:F:174:THR:HG21	1:F:185:ARG:NE	2.16	0.47
1:A:172:ARG:CZ	1:A:221:ARG:CD	2.92	0.47
1:F:184:ILE:HD11	1:F:268:TYR:HA	1.96	0.47
1:D:196:TYR:CE2	1:D:197:LEU:HD12	2.48	0.47
1:E:461:ILE:CB	1:E:503:MET:HE2	2.44	0.47
1:F:206:PRO:HB3	1:F:312:LEU:HD11	1.95	0.47
1:F:466:ASN:HA	1:F:471:LEU:H	1.79	0.47
1:A:533:HIS:NE2	2:G:94:GLY:OXT	2.47	0.47
1:D:130:ASN:OD1	1:D:131:GLU:N	2.48	0.47
1:F:174:THR:CG2	1:F:185:ARG:HB3	2.42	0.47
1:C:318:PRO:O	1:C:321:TRP:CH2	2.60	0.47
1:C:461:ILE:HD12	1:C:503:MET:HG2	1.96	0.47
2:L:27:PRO:HB2	2:L:50:PHE:HE1	1.79	0.47
1:C:487:ARG:NE	1:C:490:GLU:OE2	2.39	0.47
1:D:548:TRP:O	1:D:549:CYS:C	2.47	0.47
1:D:548:TRP:O	1:D:549:CYS:HB2	2.14	0.47
1:E:459:THR:HG21	2:K:89:ARG:HG2	1.96	0.47
1:B:412:PHE:HD2	1:B:461:ILE:HG23	1.80	0.47
1:A:280:ASN:O	1:A:284:MET:HG3	2.14	0.47
1:D:182:LEU:HA	1:D:196:TYR:OH	2.15	0.47

*Continued on next page...*

*Continued from previous page...*

Atom-1	Atom-2	Interatomic distance (Å)	Clash overlap (Å)
1:D:528:LEU:CB	1:D:551:TRP:CZ3	2.91	0.47
1:F:394:HIS:CD2	1:F:534:TYR:HA	2.50	0.47
1:D:389:PRO:HG2	1:D:421:LEU:HB3	1.97	0.47
1:E:177:ASN:HB2	1:E:213:PHE:CE1	2.50	0.47
1:F:32:PHE:CE2	1:F:341:SER:HB3	2.48	0.47
2:I:31:LEU:HD22	2:I:42:VAL:HG13	1.97	0.47
1:A:506:GLY:N	2:G:92:VAL:HG11	2.29	0.46
1:E:69:THR:OG1	1:E:72:ASN:OD1	2.32	0.46
1:F:32:PHE:CZ	1:F:335:LYS:HG2	2.51	0.46
1:A:297:THR:HB	1:A:320:LYS:HB2	1.95	0.46
1:A:362:THR:HG21	1:A:421:LEU:HD11	1.97	0.46
1:B:455:TRP:HB2	2:H:91:ARG:HG2	1.96	0.46
1:B:539:ASP:HB3	1:B:542:THR:HG23	1.96	0.46
1:E:514:LEU:HD11	1:E:530:LEU:HD22	1.96	0.46
1:B:371:HIS:ND1	1:B:390:TYR:OH	2.29	0.46
1:E:207:TYR:HB2	1:E:352:LEU:HD21	1.97	0.46
1:F:143:ARG:HB2	1:F:355:HIS:NE2	2.30	0.46
1:D:461:ILE:O	1:D:465:LEU:HD12	2.16	0.46
1:E:68:LEU:HD23	1:E:68:LEU:HA	1.77	0.46
1:F:527:PHE:O	1:F:552:LYS:N	2.44	0.46
1:A:115:ASN:O	1:A:116:ARG:HB2	2.15	0.46
1:A:459:THR:OG1	2:G:89:ARG:HG2	2.15	0.46
1:B:405:TRP:H	2:H:94:GLY:H	1.62	0.46
1:D:552:LYS:HB3	1:D:553:PRO:HD2	1.97	0.46
1:E:52:LYS:HD3	1:E:103:GLN:HE22	1.81	0.46
1:F:535:THR:HG22	1:F:548:TRP:CG	2.51	0.46
1:A:69:THR:OG1	1:A:72:ASN:CB	2.64	0.46
1:D:396:MET:O	1:D:396:MET:CG	2.63	0.46
2:J:20:LEU:HD13	2:J:22:SER:H	1.80	0.46
1:A:450:VAL:CG2	1:A:451:GLY:N	2.79	0.46
1:B:154:ARG:HE	1:B:157:GLU:HG3	1.80	0.46
1:C:321:TRP:CZ2	1:C:326:GLN:CG	2.99	0.46
1:E:427:LYS:HA	1:E:428:PRO:HD3	1.77	0.46
1:F:187:GLN:NE2	1:F:264:SER:OG	2.37	0.46
1:A:83:ASP:HB3	1:A:270:ARG:HD3	1.98	0.45
1:B:69:THR:HG23	1:B:72:ASN:H	1.81	0.45
1:B:504:ILE:HG12	1:B:565:MET:CG	2.30	0.45
1:C:440:VAL:CG2	1:C:450:VAL:CG2	2.86	0.45
1:D:445:LYS:HZ2	1:D:449:PHE:HE2	1.62	0.45
1:C:505:GLY:HA3	2:I:90:ASP:OD2	2.17	0.45
1:E:196:TYR:CE2	1:E:197:LEU:HD11	2.51	0.45

*Continued on next page...*



*Continued from previous page...*

Atom-1	Atom-2	Interatomic distance (Å)	Clash overlap (Å)
1:A:81:SER:O	1:A:277:ARG:NH1	2.49	0.45
1:C:157:GLU:OE1	1:C:157:GLU:N	2.49	0.45
1:D:207:TYR:CE1	1:D:208:LYS:CD	3.00	0.45
1:D:282:THR:HG23	1:D:299:THR:HG21	1.99	0.45
1:E:330:ARG:HE	1:E:347:ARG:HH21	1.64	0.45
1:C:81:SER:O	1:C:277:ARG:NH1	2.49	0.45
1:C:150:LEU:HB2	1:C:246:THR:HG23	1.97	0.45
1:E:530:LEU:HD13	1:E:549:CYS:SG	2.56	0.45
1:F:32:PHE:HD2	1:F:341:SER:CB	2.26	0.45
2:G:79:LYS:HE3	2:G:79:LYS:HB2	1.85	0.45
1:B:517:ASP:HB3	1:B:526:LYS:HB2	1.97	0.45
1:C:88:GLY:HA2	1:C:102:GLY:HA3	1.99	0.45
1:C:444:ASP:OD2	1:C:445:LYS:HG3	2.17	0.45
1:A:23:PHE:CB	1:A:116:ARG:CD	2.81	0.45
1:B:505:GLY:HA3	2:H:90:ASP:OD2	2.17	0.45
1:B:535:THR:HG22	1:B:536:GLY:N	2.32	0.45
1:B:103:GLN:H	1:B:103:GLN:HG2	1.64	0.45
1:B:206:PRO:HB3	1:B:312:LEU:HD21	1.99	0.45
1:C:352:LEU:HD23	1:C:354:LEU:HD21	1.98	0.45
1:C:395:TYR:OH	1:C:407:SER:HB3	2.17	0.45
1:D:383:ILE:O	1:D:384:THR:HG23	2.17	0.45
1:F:478:THR:HB	1:F:483:GLU:HB3	1.99	0.45
1:F:485:VAL:HG11	1:F:554:ALA:HB1	1.99	0.45
1:B:386:VAL:HG12	1:B:514:LEU:O	2.17	0.45
1:B:386:VAL:HG23	1:B:499:GLY:O	2.17	0.45
1:D:171:PHE:CE1	1:D:172:ARG:HG2	2.52	0.45
1:D:545:SER:HB2	1:D:546:LYS:HD2	1.99	0.45
1:E:402:ASP:OD2	1:E:410:ARG:NH2	2.50	0.45
1:A:570:PRO:HA	1:A:571:PRO:HD3	1.84	0.45
1:D:177:ASN:HB3	1:D:182:LEU:HB2	1.99	0.45
1:E:253:GLU:OE2	1:E:358:SER:OG	2.21	0.45
1:E:394:HIS:NE2	1:E:535:THR:O	2.50	0.45
1:E:493:ARG:NH1	3:E:601:HOH:O	2.51	0.44
1:C:392:TYR:CD2	1:C:394:HIS:CE1	3.03	0.44
1:D:306:PRO:HG2	1:D:309:TRP:CD2	2.52	0.44
1:E:424:TYR:C	1:E:425:THR:CG2	2.85	0.44
1:B:320:LYS:N	1:B:321:TRP:HE3	2.15	0.44
1:B:384:THR:HG22	1:B:495:PHE:HB2	1.99	0.44
1:E:424:TYR:O	1:E:425:THR:HG22	2.16	0.44
1:F:184:ILE:HD12	1:F:267:LEU:HB3	1.99	0.44
1:A:488:VAL:HG11	1:A:518:PHE:HB2	1.99	0.44

*Continued on next page...*

*Continued from previous page...*

Atom-1	Atom-2	Interatomic distance (Å)	Clash overlap (Å)
1:D:366:LEU:HD21	1:D:397:GLN:NE2	2.33	0.44
1:E:414:THR:O	1:E:417:SER:OG	2.32	0.44
1:F:570:PRO:HA	1:F:571:PRO:HD3	1.86	0.44
1:B:349:SER:OG	1:B:361:LEU:CD2	2.55	0.44
1:B:493:ARG:O	1:B:497:THR:HG22	2.17	0.44
1:B:504:ILE:HD11	1:B:513:ILE:HD11	1.93	0.44
1:D:397:GLN:O	1:D:410:ARG:NH2	2.51	0.44
1:E:518:PHE:HB2	1:E:525:THR:HG22	1.99	0.44
1:F:425:THR:CG2	1:F:469:LEU:HD22	2.45	0.44
1:B:531:ASP:OD1	1:B:533:HIS:ND1	2.45	0.44
1:E:262:ASP:OD2	1:E:270:ARG:NH2	2.51	0.44
2:H:59:ILE:HD11	2:H:84:LEU:HB3	1.98	0.44
1:B:202:LYS:HA	1:B:260:PHE:HD2	1.82	0.44
1:C:32:PHE:HZ	1:C:334:HIS:HB3	1.82	0.44
1:C:477:ALA:CB	2:I:87:ILE:HD11	2.43	0.44
1:E:538:GLU:O	1:E:538:GLU:HG3	2.15	0.44
1:F:170:SER:OG	1:F:272:ARG:NH1	2.51	0.44
1:D:445:LYS:HZ3	1:D:449:PHE:HE2	1.41	0.44
1:F:311:SER:OG	1:F:312:LEU:N	2.49	0.44
1:C:320:LYS:O	1:C:321:TRP:HB3	2.18	0.44
1:D:156:GLN:HB2	1:D:290:ILE:HG21	2.00	0.44
1:F:80:LEU:HB3	1:F:84:ILE:HD11	1.99	0.44
1:F:256:PHE:HB3	1:F:274:ALA:HB2	2.00	0.44
1:F:330:ARG:O	1:F:334:HIS:HD2	2.00	0.44
2:J:57:SER:HB3	2:J:86:LEU:HD11	1.99	0.44
1:A:182:LEU:CA	1:A:196:TYR:OH	2.63	0.43
1:A:534:TYR:O	1:A:534:TYR:CD2	2.71	0.43
1:B:325:GLU:HA	1:C:97:GLN:HE21	1.83	0.43
1:B:389:PRO:HB2	1:B:421:LEU:HD23	1.99	0.43
1:C:196:TYR:CD2	1:C:197:LEU:HG	2.46	0.43
1:D:474:ARG:CB	2:J:64:GLY:O	2.66	0.43
1:F:69:THR:OG1	1:F:70:GLU:N	2.49	0.43
1:F:425:THR:HG21	1:F:469:LEU:HD21	1.99	0.43
2:G:53:PRO:HG2	2:G:56:THR:HG1	1.78	0.43
2:J:37:THR:O	2:J:73:ALA:N	2.42	0.43
1:B:219:LEU:HD23	1:B:219:LEU:HA	1.87	0.43
1:C:196:TYR:CE2	1:C:197:LEU:CD2	3.01	0.43
1:D:436:GLN:O	1:D:440:VAL:HG23	2.18	0.43
1:E:121:PHE:CD2	1:E:122:LEU:HD12	2.52	0.43
1:E:509:LEU:HD22	1:E:533:HIS:CE1	2.53	0.43
1:F:517:ASP:HB2	1:F:551:TRP:CZ3	2.53	0.43

*Continued on next page...*

*Continued from previous page...*

Atom-1	Atom-2	Interatomic distance (Å)	Clash overlap (Å)
1:C:347:ARG:HB2	1:C:350:GLN:HG3	2.00	0.43
1:D:465:LEU:O	1:D:469:LEU:O	2.36	0.43
1:D:491:LEU:HD23	1:D:516:VAL:HG11	2.01	0.43
1:E:461:ILE:CB	1:E:503:MET:CE	2.92	0.43
1:F:151:ARG:NH2	1:F:154:ARG:HH11	2.17	0.43
1:F:519:ASN:HB3	1:F:522:THR:HG23	2.00	0.43
1:A:280:ASN:O	1:A:283:MET:CG	2.52	0.43
1:C:374:ILE:HG12	1:C:544:THR:HG23	1.98	0.43
1:E:404:GLY:O	1:E:405:TRP:CG	2.69	0.43
1:F:315:LEU:HD13	1:F:333:LEU:HD13	2.00	0.43
1:C:508:MET:CA	2:I:92:VAL:HB	2.48	0.43
1:D:413:GLN:NE2	1:D:430:PRO:O	2.43	0.43
1:D:550:ALA:CB	1:D:552:LYS:CE	2.85	0.43
1:F:86:LEU:HD23	1:F:88:GLY:H	1.84	0.43
2:G:13:LYS:HB3	2:G:34:PRO:HA	1.99	0.43
1:B:164:GLU:O	1:B:168:MET:HG2	2.19	0.43
1:C:348:LEU:HD23	1:C:348:LEU:HA	1.85	0.43
1:D:445:LYS:HZ3	1:D:456:ILE:HG22	1.84	0.43
1:E:219:LEU:HD12	1:F:215:ALA:HB1	2.01	0.43
1:F:387:ASN:HB3	1:F:499:GLY:HA3	1.99	0.43
1:A:283:MET:HG3	1:A:284:MET:N	2.33	0.43
1:C:143:ARG:HB2	1:C:355:HIS:CE1	2.54	0.43
1:F:514:LEU:HB2	1:F:528:LEU:HD12	2.00	0.43
1:A:172:ARG:NH1	1:A:221:ARG:CD	2.66	0.43
1:B:42:THR:HB	1:B:65:ALA:HB3	2.00	0.43
1:C:349:SER:HB2	1:C:361:LEU:HD23	2.00	0.43
1:C:512:THR:HB	1:C:530:LEU:HB3	2.01	0.43
1:E:143:ARG:NH2	1:E:357:GLU:OE1	2.38	0.43
1:E:437:GLN:NE2	1:E:441:ASP:OD2	2.52	0.43
1:E:530:LEU:HD12	1:E:549:CYS:HG	1.83	0.43
2:J:23:ASP:HA	2:J:24:PRO:HD3	1.81	0.43
1:B:419:PHE:CZ	1:B:471:LEU:HD21	2.54	0.43
1:B:495:PHE:CZ	1:B:513:ILE:HG22	2.54	0.43
1:D:280:ASN:CA	1:D:283:MET:CG	2.96	0.43
1:D:537:SER:O	1:D:538:GLU:HB3	2.19	0.43
1:F:32:PHE:HE1	1:F:335:LYS:HG2	1.81	0.43
1:B:495:PHE:HZ	1:B:513:ILE:HG22	1.84	0.42
2:L:34:PRO:HG2	2:L:37:THR:OG1	2.19	0.42
1:A:207:TYR:HB3	1:A:305:LEU:HD12	2.00	0.42
1:A:546:LYS:HB2	1:A:548:TRP:CD1	2.54	0.42
1:D:174:THR:HG23	1:D:185:ARG:HB3	2.01	0.42

*Continued on next page...*

*Continued from previous page...*

Atom-1	Atom-2	Interatomic distance (Å)	Clash overlap (Å)
1:F:396:MET:H	1:F:410:ARG:HH21	1.67	0.42
1:F:419:PHE:CZ	1:F:471:LEU:HD21	2.53	0.42
1:F:435:ILE:HG23	1:F:464:VAL:HG21	2.01	0.42
2:L:33:VAL:HG11	2:L:42:VAL:HG22	2.01	0.42
1:B:59:HIS:CE1	1:B:311:SER:HB3	2.54	0.42
1:C:395:TYR:CE2	1:C:403:SER:O	2.71	0.42
1:D:304:TYR:OH	1:D:317:LEU:HD11	2.19	0.42
2:G:77:PHE:HE1	2:G:82:SER:HG	1.67	0.42
2:G:90:ASP:OD1	2:G:90:ASP:N	2.38	0.42
1:E:315:LEU:HD13	1:E:333:LEU:HD13	2.00	0.42
2:I:61:THR:HG22	2:I:65:VAL:N	2.34	0.42
1:C:31:SER:OG	1:C:341:SER:OG	2.27	0.42
1:E:255:VAL:HG11	1:E:354:LEU:HD13	2.02	0.42
1:F:539:ASP:O	1:F:543:ILE:HG13	2.19	0.42
1:A:109:THR:OG1	1:A:112:MET:HG2	2.20	0.42
1:A:160:LYS:O	1:A:164:GLU:HG3	2.19	0.42
1:A:514:LEU:HD11	1:A:530:LEU:HB2	2.01	0.42
1:C:535:THR:HG22	1:C:536:GLY:H	1.82	0.42
1:E:65:ALA:HB1	1:E:97:GLN:HG3	2.01	0.42
1:A:177:ASN:HB2	1:A:213:PHE:CE1	2.55	0.42
1:B:99:LEU:HD12	1:B:99:LEU:HA	1.72	0.42
1:E:395:TYR:CD2	1:E:534:TYR:N	2.88	0.42
2:J:60:ILE:HD13	2:J:87:ILE:HD13	2.02	0.42
2:G:39:PHE:CD1	2:G:76:ILE:HG21	2.55	0.42
2:H:28:PHE:HA	2:H:50:PHE:HZ	1.85	0.42
1:A:62:PHE:N	1:A:338:ASN:OD1	2.38	0.41
1:A:285:VAL:HG21	1:A:318:PRO:HD3	2.02	0.41
1:C:370:PRO:HD2	1:C:390:TYR:CE2	2.55	0.41
1:C:534:TYR:CE1	1:C:535:THR:O	2.72	0.41
1:D:404:GLY:HA2	2:J:94:GLY:OXT	2.20	0.41
1:F:32:PHE:O	1:F:32:PHE:CD1	2.73	0.41
2:J:20:LEU:HD12	2:J:23:ASP:CB	2.50	0.41
1:A:76:LEU:O	1:A:80:LEU:HG	2.20	0.41
1:B:201:SER:HA	1:B:204:ALA:HB2	2.02	0.41
1:B:320:LYS:N	1:B:321:TRP:CZ3	2.87	0.41
1:C:405:TRP:CD1	1:C:405:TRP:N	2.88	0.41
1:A:504:ILE:HB	1:A:565:MET:HG2	2.02	0.41
1:D:533:HIS:C	1:D:548:TRP:HZ3	2.23	0.41
1:A:394:HIS:CE1	1:A:536:GLY:N	2.84	0.41
1:C:215:ALA:HB1	1:D:219:LEU:HD12	2.02	0.41
1:E:294:ARG:NH1	1:E:294:ARG:HG3	2.35	0.41

*Continued on next page...*

*Continued from previous page...*

Atom-1	Atom-2	Interatomic distance (Å)	Clash overlap (Å)
1:E:334:HIS:HE1	1:E:345:VAL:HB	1.84	0.41
1:F:512:THR:HB	1:F:530:LEU:HB3	2.02	0.41
1:A:160:LYS:HB2	1:A:160:LYS:HE3	1.87	0.41
1:A:180:HIS:CD2	1:A:200:PHE:HZ	2.38	0.41
1:B:438:ALA:O	1:B:442:ILE:HG12	2.21	0.41
1:C:205:VAL:HA	1:C:206:PRO:HD3	1.91	0.41
1:C:447:ALA:O	1:C:450:VAL:HB	2.21	0.41
1:E:461:ILE:HB	1:E:503:MET:HE2	2.02	0.41
1:F:174:THR:CG2	1:F:185:ARG:CB	2.81	0.41
1:A:278:ARG:CZ	1:A:314:HIS:HB3	2.51	0.41
1:B:402:ASP:OD2	1:B:410:ARG:NE	2.54	0.41
1:C:219:LEU:HD13	1:D:217:GLN:HB2	2.02	0.41
1:E:170:SER:HA	1:E:173:PHE:CE2	2.54	0.41
1:E:546:LYS:HA	1:E:546:LYS:HD3	1.91	0.41
1:F:205:VAL:HA	1:F:206:PRO:HD3	1.84	0.41
1:F:436:GLN:O	1:F:440:VAL:HG23	2.20	0.41
1:D:133:VAL:HG13	1:D:310:VAL:HG11	2.01	0.41
1:D:347:ARG:HD3	1:D:347:ARG:HA	1.96	0.41
1:C:502:VAL:HG13	1:C:566:VAL:O	2.21	0.41
1:D:171:PHE:CE1	1:D:172:ARG:HG3	2.55	0.41
1:E:395:TYR:HB2	1:E:534:TYR:CB	2.46	0.41
1:F:68:LEU:HD13	1:F:97:GLN:O	2.21	0.41
1:A:137:GLY:HA3	1:A:259:PHE:HD1	1.86	0.41
1:B:535:THR:C	1:B:536:GLY:O	2.41	0.41
1:C:83:ASP:HB3	1:C:270:ARG:HD3	2.03	0.41
1:C:362:THR:O	1:C:366:LEU:HD12	2.20	0.41
1:D:297:THR:OG1	1:D:320:LYS:HB2	2.21	0.41
1:D:378:GLN:HA	1:D:379:PRO:HD3	1.89	0.41
1:D:445:LYS:CE	1:D:449:PHE:CE2	3.04	0.41
1:E:394:HIS:O	1:E:410:ARG:NE	2.54	0.41
1:E:466:ASN:O	1:E:470:LYS:HD3	2.21	0.41
2:I:78:LEU:HB2	2:K:33:VAL:HG12	2.03	0.41
2:J:20:LEU:HD12	2:J:23:ASP:HB3	2.03	0.41
1:F:392:TYR:CE1	1:F:530:LEU:HD11	2.55	0.41
1:B:306:PRO:HG2	1:B:309:TRP:CG	2.55	0.40
1:B:318:PRO:HB2	1:B:321:TRP:CE3	2.56	0.40
1:C:70:GLU:OE1	1:C:73:ARG:NH2	2.54	0.40
1:C:321:TRP:CZ2	1:C:326:GLN:HG3	2.55	0.40
1:F:485:VAL:HG12	1:F:527:PHE:HE1	1.85	0.40
1:B:419:PHE:CE1	1:B:471:LEU:HD21	2.56	0.40
1:D:364:LYS:H	1:D:364:LYS:HG2	1.70	0.40

*Continued on next page...*

Continued from previous page...

Atom-1	Atom-2	Interatomic distance (Å)	Clash overlap (Å)
1:D:377:TYR:CD2	1:D:551:TRP:NE1	2.89	0.40
2:L:14:VAL:HG22	2:L:33:VAL:O	2.22	0.40
1:A:283:MET:O	1:A:287:VAL:HG23	2.21	0.40
1:B:143:ARG:HB2	1:B:355:HIS:CE1	2.57	0.40
1:D:23:PHE:HE2	1:D:118:ILE:HG12	1.87	0.40
1:D:461:ILE:CD1	1:D:503:MET:HE3	2.51	0.40
1:D:534:TYR:O	1:D:534:TYR:CD2	2.74	0.40
1:E:212:GLU:OE1	1:E:355:HIS:ND1	2.54	0.40
2:H:90:ASP:OD1	2:H:90:ASP:N	2.49	0.40
1:E:531:ASP:OD1	1:E:533:HIS:HB2	2.21	0.40
1:C:446:GLN:O	1:C:449:PHE:CB	2.69	0.40
1:C:449:PHE:O	1:C:452:SER:OG	2.29	0.40
1:D:460:GLU:O	1:D:464:VAL:HG23	2.22	0.40
1:D:533:HIS:HB2	1:D:548:TRP:CZ3	2.56	0.40
1:D:551:TRP:O	1:D:552:LYS:CD	2.58	0.40
1:F:334:HIS:HA	1:F:339:LEU:HB2	2.04	0.40

There are no symmetry-related clashes.

## 5.3 Torsion angles [i](#)

### 5.3.1 Protein backbone [i](#)

In the following table, the Percentiles column shows the percent Ramachandran outliers of the chain as a percentile score with respect to all X-ray entries followed by that with respect to entries of similar resolution.

The Analysed column shows the number of residues for which the backbone conformation was analysed, and the total number of residues.

Mol	Chain	Analysed	Favoured	Allowed	Outliers	Percentiles	
1	A	531/565 (94%)	490 (92%)	41 (8%)	0	100	100
1	B	538/565 (95%)	509 (95%)	29 (5%)	0	100	100
1	C	537/565 (95%)	508 (95%)	29 (5%)	0	100	100
1	D	532/565 (94%)	495 (93%)	37 (7%)	0	100	100
1	E	529/565 (94%)	497 (94%)	32 (6%)	0	100	100
1	F	529/565 (94%)	471 (89%)	58 (11%)	0	100	100
2	G	82/84 (98%)	80 (98%)	2 (2%)	0	100	100

Continued on next page...

Continued from previous page...

Mol	Chain	Analysed	Favoured	Allowed	Outliers	Percentiles	
2	H	82/84 (98%)	81 (99%)	1 (1%)	0	100	100
2	I	82/84 (98%)	81 (99%)	1 (1%)	0	100	100
2	J	82/84 (98%)	77 (94%)	5 (6%)	0	100	100
2	K	82/84 (98%)	78 (95%)	4 (5%)	0	100	100
2	L	82/84 (98%)	75 (92%)	7 (8%)	0	100	100
All	All	3688/3894 (95%)	3442 (93%)	246 (7%)	0	100	100

There are no Ramachandran outliers to report.

### 5.3.2 Protein sidechains [i](#)

In the following table, the Percentiles column shows the percent sidechain outliers of the chain as a percentile score with respect to all X-ray entries followed by that with respect to entries of similar resolution.

The Analysed column shows the number of residues for which the sidechain conformation was analysed, and the total number of residues.

Mol	Chain	Analysed	Rotameric	Outliers	Percentiles	
1	A	468/495 (94%)	466 (100%)	2 (0%)	91	95
1	B	472/495 (95%)	472 (100%)	0	100	100
1	C	471/495 (95%)	470 (100%)	1 (0%)	93	97
1	D	469/495 (95%)	469 (100%)	0	100	100
1	E	466/495 (94%)	466 (100%)	0	100	100
1	F	466/495 (94%)	464 (100%)	2 (0%)	91	95
2	G	69/69 (100%)	69 (100%)	0	100	100
2	H	69/69 (100%)	69 (100%)	0	100	100
2	I	69/69 (100%)	69 (100%)	0	100	100
2	J	69/69 (100%)	69 (100%)	0	100	100
2	K	69/69 (100%)	69 (100%)	0	100	100
2	L	69/69 (100%)	69 (100%)	0	100	100
All	All	3226/3384 (95%)	3221 (100%)	5 (0%)	93	97

All (5) residues with a non-rotameric sidechain are listed below:

Mol	Chain	Res	Type
1	A	283	MET
1	A	332	ARG
1	C	394	HIS
1	F	59	HIS
1	F	518	PHE

Sometimes sidechains can be flipped to improve hydrogen bonding and reduce clashes. All (1) such sidechains are listed below:

Mol	Chain	Res	Type
1	D	72	ASN

### 5.3.3 RNA [i](#)

There are no RNA molecules in this entry.

### 5.4 Non-standard residues in protein, DNA, RNA chains [i](#)

There are no non-standard protein/DNA/RNA residues in this entry.

### 5.5 Carbohydrates [i](#)

There are no monosaccharides in this entry.

### 5.6 Ligand geometry [i](#)

There are no ligands in this entry.

### 5.7 Other polymers [i](#)

There are no such residues in this entry.

### 5.8 Polymer linkage issues [i](#)

There are no chain breaks in this entry.



## 6 Fit of model and data [i](#)

### 6.1 Protein, DNA and RNA chains [i](#)

In the following table, the column labelled ‘#RSRZ > 2’ contains the number (and percentage) of RSRZ outliers, followed by percent RSRZ outliers for the chain as percentile scores relative to all X-ray entries and entries of similar resolution. The OWAB column contains the minimum, median, 95<sup>th</sup> percentile and maximum values of the occupancy-weighted average B-factor per residue. The column labelled ‘Q < 0.9’ lists the number of (and percentage) of residues with an average occupancy less than 0.9.

Mol	Chain	Analysed	<RSRZ>	#RSRZ>2	OWAB(Å <sup>2</sup> )	Q<0.9
1	A	537/565 (95%)	-0.22	5 (0%) 84 84	6, 35, 74, 110	0
1	B	542/565 (95%)	-0.28	1 (0%) 95 96	7, 27, 76, 117	0
1	C	541/565 (95%)	-0.25	1 (0%) 95 96	6, 31, 77, 120	0
1	D	538/565 (95%)	0.01	11 (2%) 65 63	19, 58, 105, 131	0
1	E	535/565 (94%)	-0.12	4 (0%) 87 88	16, 53, 94, 128	0
1	F	535/565 (94%)	0.05	11 (2%) 63 61	31, 72, 111, 134	0
2	G	84/84 (100%)	-0.19	0 100 100	10, 23, 50, 87	0
2	H	84/84 (100%)	-0.06	1 (1%) 79 78	15, 28, 49, 83	0
2	I	84/84 (100%)	-0.11	1 (1%) 79 78	5, 24, 48, 84	0
2	J	84/84 (100%)	0.29	2 (2%) 59 55	33, 62, 88, 131	0
2	K	84/84 (100%)	-0.19	0 100 100	9, 27, 53, 91	0
2	L	84/84 (100%)	0.20	3 (3%) 42 40	24, 70, 90, 100	0
All	All	3732/3894 (95%)	-0.12	40 (1%) 80 80	5, 45, 95, 134	0

All (40) RSRZ outliers are listed below:

Mol	Chain	Res	Type	RSRZ
2	I	94	GLY	4.2
1	D	11	VAL	4.2
1	C	11	VAL	4.1
1	F	536	GLY	3.8
1	D	537	SER	3.6
1	F	11	VAL	3.3
1	E	245	PHE	3.3
1	D	12	ASN	3.2
1	A	11	VAL	3.2
1	D	35	SER	3.1
1	F	546	LYS	3.0

*Continued on next page...*

*Continued from previous page...*

Mol	Chain	Res	Type	RSRZ
2	H	11	GLY	3.0
1	F	535	THR	2.9
1	D	245	PHE	2.9
1	E	11	VAL	2.9
1	A	245	PHE	2.8
1	A	376	ASN	2.8
2	L	82	SER	2.7
1	B	537	SER	2.6
1	D	244	HIS	2.6
1	D	527	PHE	2.5
1	A	148	TRP	2.5
2	J	11	GLY	2.4
1	D	406	GLY	2.4
2	L	31	LEU	2.3
1	F	247	ARG	2.3
1	F	244	HIS	2.3
1	E	503	MET	2.3
1	D	535	THR	2.2
1	F	537	SER	2.2
2	J	16	PHE	2.2
2	L	30	VAL	2.2
1	D	547	GLY	2.2
1	D	247	ARG	2.2
1	F	150	LEU	2.1
1	F	245	PHE	2.1
1	F	538	GLU	2.1
1	A	296	VAL	2.0
1	F	149	SER	2.0
1	E	549	CYS	2.0

## 6.2 Non-standard residues in protein, DNA, RNA chains [i](#)

There are no non-standard protein/DNA/RNA residues in this entry.

## 6.3 Carbohydrates [i](#)

There are no monosaccharides in this entry.

## 6.4 Ligands [i](#)

There are no ligands in this entry.

## 6.5 Other polymers [i](#)

There are no such residues in this entry.