



Full wwPDB X-ray Structure Validation Report ⓘ

May 13, 2020 – 02:54 pm BST

PDB ID : 1XWO
Title : crystal structure of goose delta crystallin
Authors : Lee, H.J.; Lai, Y.H.; Wu, S.Y.; Chang, G.G.
Deposited on : 2004-11-02
Resolution : 2.80 Å(reported)

This is a Full wwPDB X-ray Structure Validation Report for a publicly released PDB entry.

We welcome your comments at validation@mail.wwpdb.org

A user guide is available at

<https://www.wwpdb.org/validation/2017/XrayValidationReportHelp>

with specific help available everywhere you see the ⓘ symbol.

The following versions of software and data (see [references ⓘ](#)) were used in the production of this report:

MolProbity : 4.02b-467
Xtrriage (Phenix) : **NOT EXECUTED**
EDS : **NOT EXECUTED**
Percentile statistics : 20191225.v01 (using entries in the PDB archive December 25th 2019)
Ideal geometry (proteins) : Engh & Huber (2001)
Ideal geometry (DNA, RNA) : Parkinson et al. (1996)
Validation Pipeline (wwPDB-VP) : 2.11

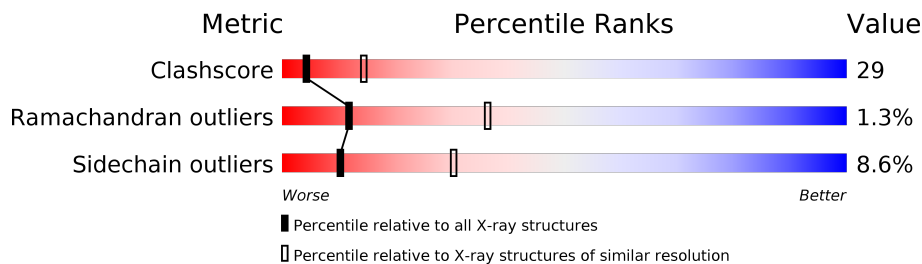
1 Overall quality at a glance

The following experimental techniques were used to determine the structure:

X-RAY DIFFRACTION

The reported resolution of this entry is 2.80 Å.

Percentile scores (ranging between 0-100) for global validation metrics of the entry are shown in the following graphic. The table shows the number of entries on which the scores are based.



Metric	Whole archive (#Entries)	Similar resolution (#Entries, resolution range(Å))
Clashscore	141614	3569 (2.80-2.80)
Ramachandran outliers	138981	3498 (2.80-2.80)
Sidechain outliers	138945	3500 (2.80-2.80)

The table below summarises the geometric issues observed across the polymeric chains and their fit to the electron density. The red, orange, yellow and green segments on the lower bar indicate the fraction of residues that contain outliers for ≥ 3 , 2, 1 and 0 types of geometric quality criteria respectively. A grey segment represents the fraction of residues that are not modelled. The numeric value for each fraction is indicated below the corresponding segment, with a dot representing fractions $\leq 5\%$.

Note EDS was not executed.

Mol	Chain	Length	Quality of chain
1	A	465	
1	B	465	
1	C	465	
1	D	465	

2 Entry composition

There are 2 unique types of molecules in this entry. The entry contains 14142 atoms, of which 0 are hydrogens and 0 are deuteriums.

In the tables below, the ZeroOcc column contains the number of atoms modelled with zero occupancy, the AltConf column contains the number of residues with at least one atom in alternate conformation and the Trace column contains the number of residues modelled with at most 2 atoms.

- Molecule 1 is a protein called Delta crystallin.

Mol	Chain	Residues	Atoms					ZeroOcc	AltConf	Trace
			Total	C	N	O	S			
1	A	448	3474	2193	588	678	15	0	0	0
1	B	448	3471	2191	588	677	15	0	0	0
1	C	449	3480	2196	589	680	15	0	0	0
1	D	449	3483	2198	590	680	15	0	0	0

- Molecule 2 is water.

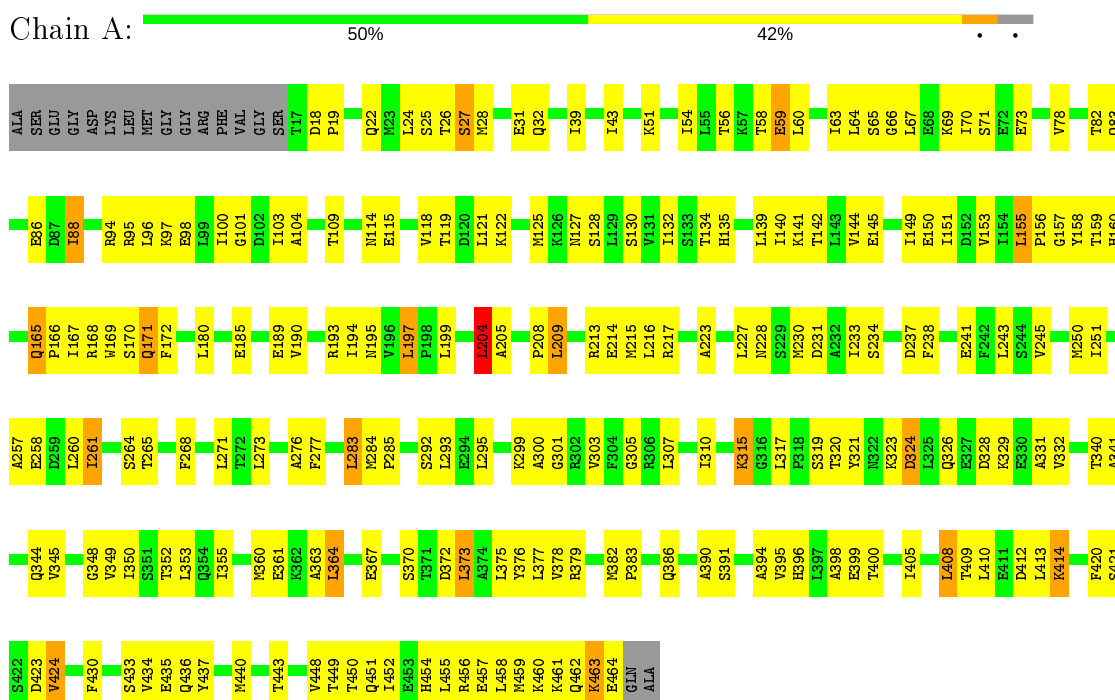
Mol	Chain	Residues	Atoms		ZeroOcc	AltConf
2	A	82	Total	O	0	0
			82	82		
2	B	53	Total	O	0	0
			53	53		
2	C	59	Total	O	0	0
			59	59		
2	D	40	Total	O	0	0
			40	40		

3 Residue-property plots

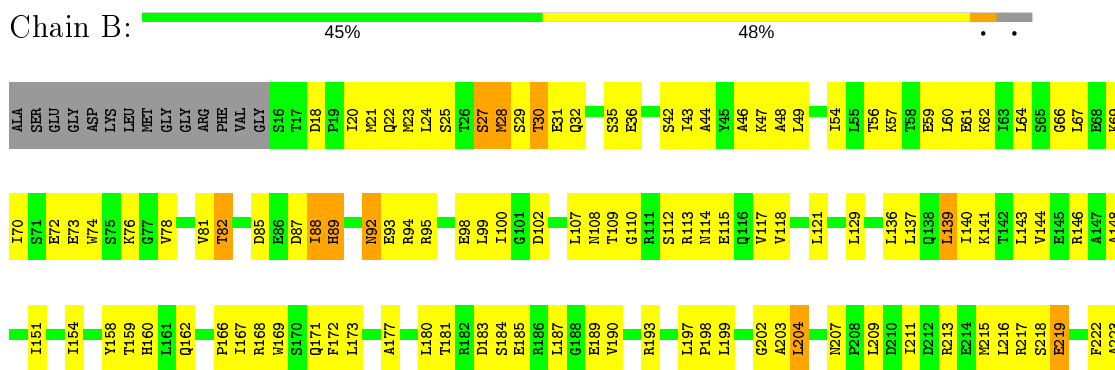
These plots are drawn for all protein, RNA and DNA chains in the entry. The first graphic for a chain summarises the proportions of the various outlier classes displayed in the second graphic. The second graphic shows the sequence view annotated by issues in geometry. Residues are color-coded according to the number of geometric quality criteria for which they contain at least one outlier: green = 0, yellow = 1, orange = 2 and red = 3 or more. Stretches of 2 or more consecutive residues without any outlier are shown as a green connector. Residues present in the sample, but not in the model, are shown in grey.

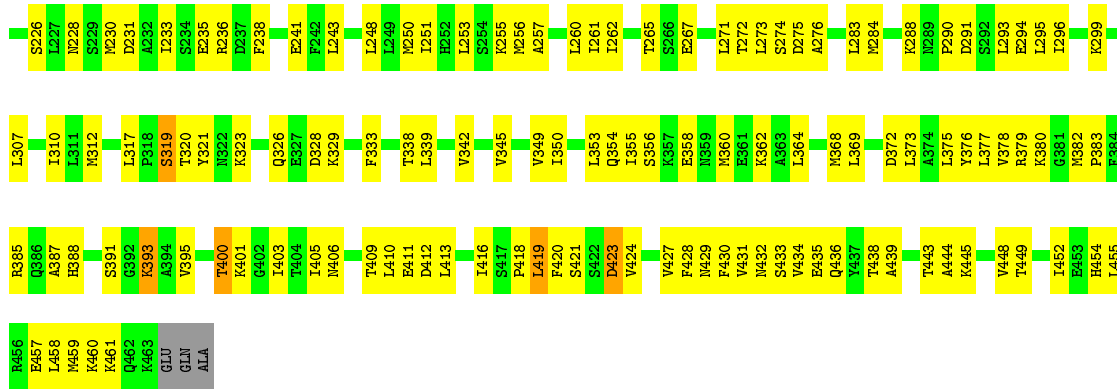
Note EDS was not executed.

- Molecule 1: Delta crystallin

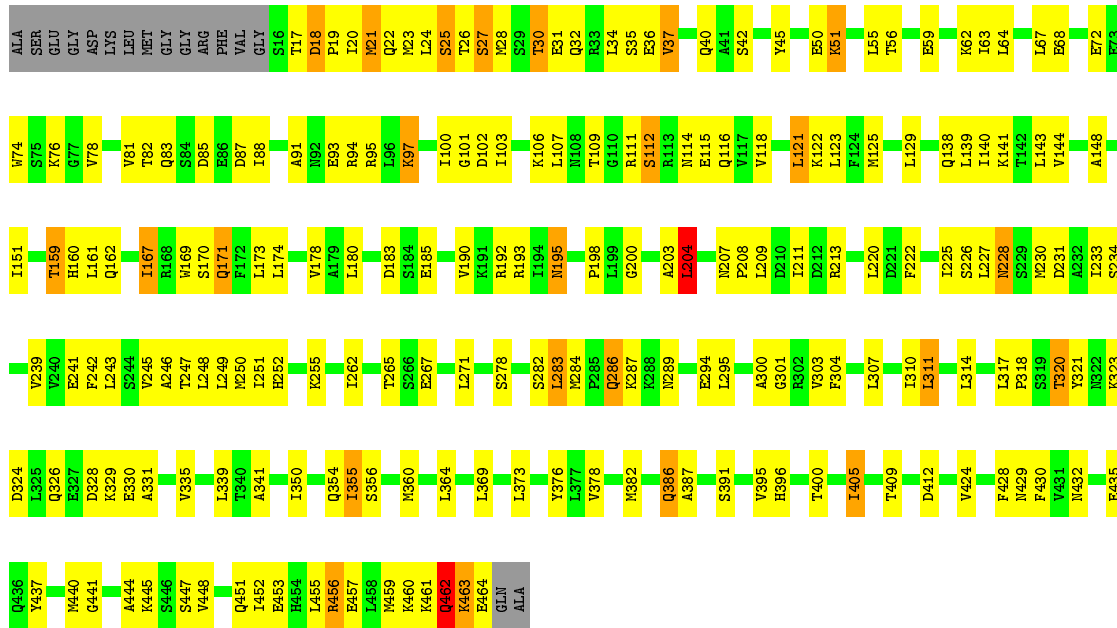


- Molecule 1: Delta crystallin

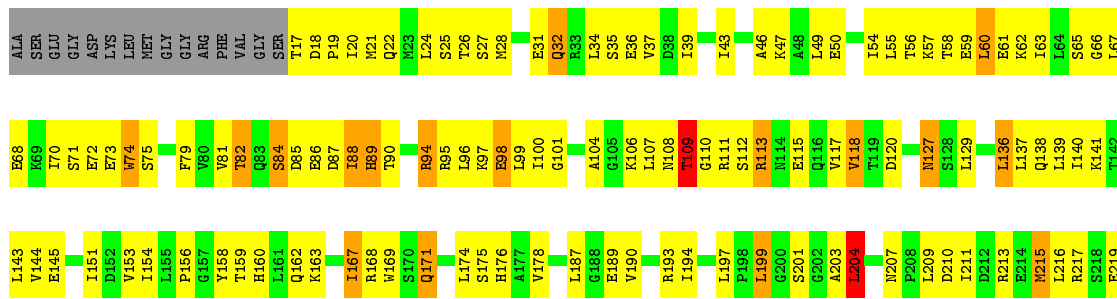




• Molecule 1: Delta crystallin



• Molecule 1: Delta crystallin



L220	L221	S224	I225	N228	S229	M230	D231	S234	E235	R236	D237	V239	L243	L249	H252	L253	S254	K255	M256	A257	L260	I261	L262	T265	S266	E267	F268	L271	T272	D275	S282	K287	K288	L293	F294	L295	I296	R297	S298	K299	V303	R306	L307							
A308	S309	I310	L311	N312	V313	L314	K315	G316	L317	P318	S319	T320	Y321	N322	K323	D324	L325	Q326	E327	D328	K329	E330	A331	V332	V335	V342	V345	V349	I350	L353	Q354	I355	S356	K357	E358	E361	K362	A363	L364	T365	P366	M368	L369	L373	Y376	L377	V378	R379	K380	G381
M382	A387	H388	S391	G392	K393	A394	V395	E399	I403	T404	I405	N406	N407	I408	T409	D412	L413	K414	L419	F420	F428	N429	N432	Q436	V448	T449	T450	Q451	I452	E453	H454	L455	Q462	K463	E464	Q465	ALA													

4 Data and refinement statistics

Xtrriage (Phenix) and EDS were not executed - this section is therefore incomplete.

Property	Value	Source
Space group	P 1 21 1	Depositor
Cell constants a, b, c, α , β , γ	93.70Å 99.00Å 106.50Å 90.00° 101.40° 90.00°	Depositor
Resolution (Å)	20.00 – 2.80	Depositor
% Data completeness (in resolution range)	(Not available) (20.00-2.80)	Depositor
R_{merge}	0.14	Depositor
R_{sym}	0.14	Depositor
Refinement program	CNS	Depositor
R, R_{free}	0.210 , 0.289	Depositor
Estimated twinning fraction	No twinning to report.	Xtrriage
Total number of atoms	14142	wwPDB-VP
Average B, all atoms (Å ²)	34.0	wwPDB-VP

5 Model quality [i](#)

5.1 Standard geometry [i](#)

The Z score for a bond length (or angle) is the number of standard deviations the observed value is removed from the expected value. A bond length (or angle) with $|Z| > 5$ is considered an outlier worth inspection. RMSZ is the root-mean-square of all Z scores of the bond lengths (or angles).

Mol	Chain	Bond lengths		Bond angles	
		RMSZ	# Z >5	RMSZ	# Z >5
1	A	0.48	0/3517	0.70	0/4746
1	B	0.48	0/3514	0.66	0/4742
1	C	0.51	2/3523 (0.1%)	0.70	1/4754 (0.0%)
1	D	0.46	0/3526	0.66	0/4758
All	All	0.48	2/14080 (0.0%)	0.68	1/19000 (0.0%)

All (2) bond length outliers are listed below:

Mol	Chain	Res	Type	Atoms	Z	Observed(Å)	Ideal(Å)
1	C	464	GLU	CG-CD	-7.96	1.40	1.51
1	C	464	GLU	CB-CG	-7.51	1.37	1.52

All (1) bond angle outliers are listed below:

Mol	Chain	Res	Type	Atoms	Z	Observed(°)	Ideal(°)
1	C	464	GLU	OE1-CD-OE2	5.80	130.26	123.30

There are no chirality outliers.

There are no planarity outliers.

5.2 Too-close contacts [i](#)

In the following table, the Non-H and H(model) columns list the number of non-hydrogen atoms and hydrogen atoms in the chain respectively. The H(added) column lists the number of hydrogen atoms added and optimized by MolProbity. The Clashes column lists the number of clashes within the asymmetric unit, whereas Symm-Clashes lists symmetry related clashes.

Mol	Chain	Non-H	H(model)	H(added)	Clashes	Symm-Clashes
1	A	3474	0	3590	211	0
1	B	3471	0	3589	237	0
1	C	3480	0	3595	203	0

Continued on next page...

Continued from previous page...

Mol	Chain	Non-H	H(model)	H(added)	Clashes	Symm-Clashes
1	D	3483	0	3598	246	0
2	A	82	0	0	9	0
2	B	53	0	0	5	0
2	C	59	0	0	8	0
2	D	40	0	0	4	0
All	All	14142	0	14372	826	0

The all-atom clashscore is defined as the number of clashes found per 1000 atoms (including hydrogen atoms). The all-atom clashscore for this structure is 29.

All (826) close contacts within the same asymmetric unit are listed below, sorted by their clash magnitude.

Atom-1	Atom-2	Interatomic distance (Å)	Clash overlap (Å)
1:D:320:THR:HG22	1:D:321:TYR:H	1.16	1.09
1:D:194:ILE:HG12	2:D:498:HOH:O	1.52	1.08
1:A:310:ILE:HG12	2:A:531:HOH:O	1.54	1.06
1:C:283:LEU:H	1:C:283:LEU:HD22	1.19	1.02
1:C:243:LEU:HD11	1:C:310:ILE:HD12	1.37	1.02
1:A:398:ALA:HB2	1:A:408:LEU:HD23	1.48	0.96
1:B:31:GLU:HB3	1:B:88:ILE:HG13	1.49	0.95
1:C:213:ARG:NH2	1:C:225:ILE:HG22	1.82	0.94
1:D:406:ASN:N	1:D:406:ASN:HD22	1.63	0.94
1:C:140:ILE:HB	2:C:519:HOH:O	1.66	0.94
1:C:143:LEU:HD21	1:C:350:ILE:HD13	1.46	0.93
1:B:29:SER:HA	1:B:32:GLN:HE21	1.33	0.93
1:B:376:TYR:HE1	1:B:423:ASP:HB2	1.34	0.92
1:A:171:GLN:HA	1:A:171:GLN:HE21	1.35	0.92
1:D:406:ASN:H	1:D:406:ASN:ND2	1.63	0.92
1:D:171:GLN:HA	1:D:171:GLN:HE21	1.36	0.90
1:A:414:LYS:HE3	1:A:420:PHE:O	1.72	0.90
1:D:213:ARG:HA	1:D:216:LEU:HD12	1.50	0.90
1:A:283:LEU:HD21	1:B:388:HIS:NE2	1.86	0.89
1:D:204:LEU:HG	1:D:320:THR:HG21	1.51	0.89
1:D:190:VAL:O	1:D:194:ILE:HD13	1.73	0.88
1:D:217:ARG:HB2	1:D:225:ILE:HD11	1.56	0.88
1:D:310:ILE:HD11	1:D:331:ALA:HB3	1.54	0.88
1:A:383:PRO:HG2	1:A:386:GLN:HB2	1.55	0.87
1:B:243:LEU:HD11	1:B:310:ILE:HD12	1.56	0.86
1:A:28:MET:O	1:A:32:GLN:HG3	1.77	0.85
1:D:171:GLN:HE22	1:D:451:GLN:HE22	1.24	0.85
1:B:143:LEU:HD21	1:B:350:ILE:HD13	1.58	0.84

Continued on next page...

Continued from previous page...

Atom-1	Atom-2	Interatomic distance (Å)	Clash overlap (Å)
1:B:376:TYR:CE1	1:B:423:ASP:HB2	2.11	0.84
1:C:204:LEU:HG	1:C:320:THR:HG21	1.60	0.83
1:C:17:THR:HG21	1:C:20:ILE:HD12	1.58	0.83
1:C:17:THR:HB	1:C:20:ILE:HB	1.61	0.83
1:C:171:GLN:HE22	1:C:451:GLN:HE22	1.27	0.83
1:B:18:ASP:HB3	1:B:21:MET:HB2	1.60	0.83
1:C:228:ASN:HD21	1:C:230:MET:HB2	1.45	0.82
1:A:24:LEU:HD22	1:D:299:LYS:HE3	1.61	0.82
1:A:39:ILE:HG23	1:A:67:LEU:HD22	1.61	0.82
1:D:328:ASP:OD1	1:D:329:LYS:HG3	1.78	0.81
1:A:451:GLN:HG3	2:A:538:HOH:O	1.81	0.81
1:D:136:LEU:HD22	1:D:140:ILE:HD11	1.62	0.81
1:B:72:GLU:HB3	1:B:76:LYS:HE2	1.61	0.81
1:B:320:THR:HG22	1:B:321:TYR:H	1.45	0.80
1:C:28:MET:HE3	1:C:87:ASP:C	2.01	0.80
1:A:372:ASP:HA	1:A:375:LEU:HD12	1.61	0.80
1:C:320:THR:HG22	1:C:321:TYR:H	1.47	0.80
1:B:190:VAL:HG22	1:B:241:GLU:HG2	1.64	0.79
1:D:56:THR:OG1	1:D:59:GLU:HG3	1.83	0.79
1:D:169:TRP:NE1	1:D:355:ILE:HD11	1.98	0.78
1:C:243:LEU:CD1	1:C:310:ILE:HD12	2.14	0.78
1:C:405:ILE:HD13	2:C:515:HOH:O	1.84	0.78
1:A:43:ILE:HG12	1:A:67:LEU:HD13	1.65	0.78
1:C:283:LEU:N	1:C:283:LEU:HD22	1.98	0.78
1:D:295:LEU:O	1:D:299:LYS:HG2	1.83	0.78
1:D:310:ILE:HD11	1:D:331:ALA:CB	2.14	0.77
1:A:54:ILE:H	1:A:54:ILE:HD12	1.51	0.76
1:A:31:GLU:O	1:A:88:ILE:HG12	1.85	0.76
1:B:296:ILE:HG12	1:B:342:VAL:HG23	1.68	0.76
1:C:284:MET:HB3	1:C:286:GLN:HE22	1.51	0.75
1:A:26:THR:HG23	1:A:86:GLU:HA	1.66	0.75
1:C:109:THR:HG22	1:C:209:LEU:HD11	1.69	0.75
1:C:286:GLN:H	1:C:286:GLN:NE2	1.84	0.75
1:A:190:VAL:HG22	1:A:241:GLU:HG2	1.68	0.75
1:D:85:ASP:OD2	1:D:94:ARG:HD3	1.86	0.75
1:B:94:ARG:O	1:B:98:GLU:HG3	1.86	0.75
1:C:76:LYS:HB2	1:C:78:VAL:HG22	1.68	0.75
1:B:141:LYS:HB2	1:B:459:MET:HE1	1.69	0.75
1:D:406:ASN:H	1:D:406:ASN:HD22	0.82	0.75
1:C:198:PRO:HA	1:C:226:SER:HB3	1.68	0.74
1:A:243:LEU:HD23	1:A:307:LEU:HA	1.70	0.74

Continued on next page...

Continued from previous page...

Atom-1	Atom-2	Interatomic distance (Å)	Clash overlap (Å)
1:D:320:THR:HG22	1:D:321:TYR:N	1.97	0.74
1:A:157:GLY:HA3	1:A:167:ILE:HD12	1.69	0.74
1:C:283:LEU:H	1:C:283:LEU:CD2	1.99	0.73
1:B:243:LEU:CD1	1:B:310:ILE:HD12	2.18	0.73
1:B:429:ASN:HD22	1:B:432:ASN:CG	1.91	0.73
1:A:276:ALA:HA	1:D:17:THR:HA	1.70	0.72
1:D:63:ILE:HA	1:D:100:ILE:HD13	1.70	0.72
1:D:137:LEU:HA	1:D:140:ILE:HD12	1.70	0.72
1:D:377:LEU:HD13	1:D:382:MET:CE	2.18	0.72
1:D:328:ASP:OD1	1:D:329:LYS:N	2.21	0.72
1:A:205:ALA:HB2	1:C:167:ILE:CD1	2.18	0.72
1:B:445:LYS:O	1:B:449:THR:HG23	1.90	0.71
1:A:375:LEU:HD13	1:A:436:GLN:HE22	1.54	0.71
1:D:243:LEU:HD21	1:D:310:ILE:HD12	1.73	0.71
1:A:448:VAL:O	1:A:452:ILE:HG13	1.90	0.71
1:C:143:LEU:CD2	1:C:350:ILE:HD13	2.21	0.70
1:D:243:LEU:CD2	1:D:310:ILE:HD12	2.21	0.70
1:C:227:LEU:HA	2:C:516:HOH:O	1.91	0.70
1:A:190:VAL:HG21	1:A:245:VAL:HG21	1.71	0.70
1:D:49:LEU:HB3	1:D:55:LEU:HD23	1.74	0.70
1:C:310:ILE:HD11	1:C:331:ALA:CB	2.22	0.70
1:D:63:ILE:HG21	1:D:107:LEU:HD13	1.73	0.70
1:D:143:LEU:HD21	1:D:350:ILE:HD13	1.74	0.70
1:C:144:VAL:HG22	1:C:455:LEU:HD23	1.73	0.70
1:B:320:THR:HG22	1:B:321:TYR:N	2.07	0.69
1:D:96:LEU:HD23	1:D:104:ALA:HB1	1.74	0.69
1:D:296:ILE:HD11	1:D:345:VAL:HG12	1.73	0.69
1:A:166:PRO:O	1:A:167:ILE:HG13	1.92	0.69
1:D:262:ILE:O	1:D:265:THR:HG23	1.91	0.69
1:B:345:VAL:O	1:B:349:VAL:HG23	1.93	0.69
1:C:310:ILE:HD11	1:C:331:ALA:HB3	1.74	0.69
1:B:409:THR:HG22	1:B:411:GLU:H	1.58	0.69
1:C:111:ARG:HH11	1:C:116:GLN:NE2	1.91	0.68
1:D:234:SER:HB3	1:D:320:THR:HA	1.76	0.68
1:B:312:MET:HE2	1:C:301:GLY:HA2	1.75	0.68
1:D:171:GLN:HA	1:D:171:GLN:NE2	2.09	0.68
1:D:25:SER:HA	1:D:326:GLN:HE22	1.59	0.68
1:C:228:ASN:HD22	1:C:231:ASP:H	1.41	0.68
1:B:355:ILE:HB	1:B:360:MET:HE2	1.75	0.68
1:D:34:LEU:HB2	1:D:88:ILE:CD1	2.24	0.68
1:A:43:ILE:HG23	1:A:64:LEU:HD22	1.75	0.67

Continued on next page...

Continued from previous page...

Atom-1	Atom-2	Interatomic distance (Å)	Clash overlap (Å)
1:C:27:SER:HB2	1:C:30:THR:HG23	1.77	0.67
1:D:98:GLU:O	1:D:99:LEU:HD23	1.95	0.67
1:D:315:LYS:C	1:D:315:LYS:HD3	2.14	0.67
1:B:166:PRO:HG3	1:B:364:LEU:HD22	1.77	0.67
1:A:95:ARG:O	1:A:98:GLU:HG2	1.95	0.66
1:A:243:LEU:CD2	1:A:310:ILE:HD12	2.25	0.66
1:A:317:LEU:O	1:C:255:LYS:HG3	1.96	0.66
1:A:171:GLN:HA	1:A:171:GLN:NE2	2.10	0.66
1:D:350:ILE:HA	1:D:353:LEU:HD23	1.77	0.66
1:A:283:LEU:HD22	1:A:283:LEU:N	2.11	0.66
1:D:257:ALA:HA	1:D:293:LEU:HD22	1.78	0.66
1:A:408:LEU:HD12	1:A:408:LEU:O	1.96	0.66
1:B:255:LYS:HE3	1:D:317:LEU:HB2	1.78	0.66
1:D:365:THR:HG22	1:D:368:MET:HG3	1.77	0.66
1:B:460:LYS:HD3	1:B:461:LYS:N	2.10	0.65
1:C:213:ARG:NH2	1:C:225:ILE:CG2	2.56	0.65
1:D:86:GLU:HG2	1:D:87:ASP:OD1	1.97	0.65
1:A:241:GLU:O	1:A:245:VAL:HG23	1.96	0.65
1:A:31:GLU:HB3	1:A:88:ILE:HG13	1.77	0.65
1:C:356:SER:O	1:C:360:MET:HG3	1.97	0.65
1:A:194:ILE:HG12	1:A:238:PHE:HB2	1.79	0.65
1:B:143:LEU:CD2	1:B:350:ILE:HD13	2.25	0.65
1:D:39:ILE:HG21	1:D:71:SER:HB3	1.79	0.65
1:B:60:LEU:O	1:B:64:LEU:HG	1.97	0.64
1:D:169:TRP:NE1	1:D:355:ILE:CD1	2.60	0.64
1:A:283:LEU:HD11	1:B:388:HIS:HD2	1.63	0.64
1:C:140:ILE:HG23	1:C:141:LYS:N	2.13	0.64
1:C:171:GLN:HA	1:C:171:GLN:HE21	1.63	0.64
1:D:66:GLY:H	1:D:100:ILE:HD11	1.63	0.64
1:D:71:SER:O	1:D:75:SER:HB2	1.98	0.64
1:B:181:THR:HG21	1:B:455:LEU:HD12	1.79	0.64
1:D:358:GLU:O	1:D:361:GLU:HB3	1.98	0.64
1:D:449:THR:HA	1:D:452:ILE:HD12	1.80	0.64
1:A:155:LEU:HD23	1:A:360:MET:HE2	1.79	0.63
1:B:267:GLU:H	1:B:267:GLU:CD	2.01	0.63
1:B:154:ILE:HG22	1:B:364:LEU:HD11	1.80	0.63
1:C:151:ILE:HA	1:C:170:SER:OG	1.98	0.63
1:D:171:GLN:HE22	1:D:451:GLN:NE2	1.95	0.63
1:D:19:PRO:O	1:D:22:GLN:HB2	1.99	0.63
1:A:379:ARG:HH22	1:A:436:GLN:HE21	1.45	0.63
1:D:31:GLU:O	1:D:88:ILE:HD11	1.99	0.63

Continued on next page...

Continued from previous page...

Atom-1	Atom-2	Interatomic distance (Å)	Clash overlap (Å)
1:C:22:GLN:O	1:C:26:THR:HB	1.99	0.62
1:D:169:TRP:CE2	1:D:355:ILE:HD11	2.34	0.62
1:B:339:LEU:HA	1:B:342:VAL:HG12	1.82	0.62
1:D:463:LYS:HD3	1:D:464:GLU:OE1	1.99	0.62
1:B:159:THR:HG22	1:B:160:HIS:CD2	2.35	0.62
1:B:421:SER:HB2	1:B:423:ASP:OD1	2.00	0.62
1:A:234:SER:HB3	1:A:320:THR:HA	1.82	0.62
1:B:30:THR:HG23	2:B:509:HOH:O	1.99	0.62
1:D:70:ILE:HA	1:D:73:GLU:HG2	1.79	0.62
1:A:382:MET:HG3	1:A:383:PRO:HD2	1.81	0.61
1:B:168:ARG:HG3	1:B:434:VAL:HG11	1.82	0.61
1:A:295:LEU:O	1:A:299:LYS:HG2	2.01	0.61
1:B:93:GLU:CD	1:B:108:ASN:HD21	2.04	0.61
1:B:328:ASP:OD1	1:B:329:LYS:N	2.32	0.61
1:C:160:HIS:O	1:C:162:GLN:HG2	2.00	0.61
1:C:369:LEU:HD13	1:C:428:PHE:HA	1.80	0.61
1:D:154:ILE:HG22	1:D:364:LEU:HD11	1.82	0.61
1:A:310:ILE:HD11	1:A:331:ALA:CB	2.31	0.61
1:A:214:GLU:OE2	1:A:214:GLU:HA	2.01	0.61
1:D:159:THR:HG22	1:D:160:HIS:CD2	2.36	0.61
1:A:310:ILE:CG1	2:A:531:HOH:O	2.28	0.61
1:A:135:HIS:CD2	1:A:344:GLN:HE21	2.19	0.61
1:B:95:ARG:CZ	1:B:99:LEU:HD11	2.31	0.61
1:A:149:ILE:HG22	1:A:150:GLU:HG3	1.82	0.61
1:C:162:GLN:HB2	1:D:287:LYS:HE2	1.81	0.61
1:D:129:LEU:HD12	1:D:187:LEU:HG	1.82	0.61
1:B:320:THR:CG2	1:B:321:TYR:H	2.12	0.60
1:C:18:ASP:N	1:C:19:PRO:HD2	2.16	0.60
1:A:59:GLU:HG2	1:A:103:ILE:HG23	1.82	0.60
1:C:213:ARG:CZ	1:C:225:ILE:CG2	2.79	0.60
1:A:114:ASN:C	1:A:233:ILE:HD11	2.21	0.60
1:A:204:LEU:HD12	1:A:320:THR:HG21	1.83	0.60
1:D:50:GLU:HB2	1:D:60:LEU:HD12	1.83	0.60
1:B:185:GLU:HG2	1:D:193:ARG:NH1	2.17	0.60
1:C:267:GLU:HG2	1:D:268:PHE:CE2	2.37	0.60
1:D:296:ILE:HG12	1:D:342:VAL:HG13	1.84	0.60
1:A:257:ALA:O	1:A:261:ILE:CG1	2.50	0.60
1:B:158:TYR:O	1:D:320:THR:HB	2.02	0.60
1:D:87:ASP:OD2	1:D:89:HIS:HB2	2.00	0.60
1:B:273:LEU:HD22	1:B:349:VAL:HG13	1.84	0.60
1:D:60:LEU:HD23	1:D:61:GLU:N	2.17	0.60

Continued on next page...

Continued from previous page...

Atom-1	Atom-2	Interatomic distance (Å)	Clash overlap (Å)
1:D:82:THR:HG21	1:D:85:ASP:OD2	2.02	0.60
1:C:314:LEU:HA	1:C:317:LEU:HD12	1.83	0.60
1:D:63:ILE:HA	1:D:100:ILE:CD1	2.32	0.60
1:C:59:GLU:OE1	1:C:106:LYS:NZ	2.35	0.59
1:B:409:THR:HB	1:B:412:ASP:HB2	1.84	0.59
1:B:261:ILE:HG23	1:B:290:PRO:HG3	1.85	0.59
1:D:153:VAL:HG22	1:D:357:LYS:HE3	1.84	0.59
1:A:464:GLU:N	1:A:464:GLU:CD	2.56	0.59
1:B:228:ASN:HD22	1:B:231:ASP:H	1.48	0.59
1:C:247:THR:O	1:C:251:ILE:HD12	2.02	0.59
1:D:379:ARG:HH22	1:D:436:GLN:NE2	2.00	0.59
1:B:251:ILE:HD11	1:D:311:LEU:HD22	1.83	0.59
1:B:177:ALA:O	1:B:181:THR:HG23	2.03	0.59
1:A:409:THR:O	1:A:412:ASP:HB2	2.03	0.59
1:B:320:THR:HB	1:D:158:TYR:O	2.02	0.59
1:B:372:ASP:HA	1:B:375:LEU:HD12	1.83	0.59
1:C:267:GLU:HG2	1:D:268:PHE:CZ	2.38	0.59
1:D:377:LEU:HD13	1:D:382:MET:HE1	1.85	0.59
1:A:457:GLU:OE2	1:A:460:LYS:HD3	2.02	0.59
1:A:433:SER:O	1:A:436:GLN:HB2	2.02	0.59
1:B:78:VAL:O	1:B:78:VAL:HG12	2.02	0.58
1:A:258:GLU:HA	1:A:261:ILE:HD11	1.84	0.58
1:B:393:LYS:HB2	1:B:416:ILE:HD13	1.85	0.58
1:B:454:HIS:O	1:B:458:LEU:HG	2.03	0.58
1:C:190:VAL:HG22	1:C:241:GLU:HG2	1.85	0.58
1:C:447:SER:O	1:C:451:GLN:HG3	2.04	0.58
1:D:46:ALA:HA	1:D:49:LEU:HD12	1.85	0.58
1:A:228:ASN:HD22	1:A:231:ASP:H	1.50	0.58
1:D:382:MET:CE	1:D:387:ALA:HA	2.33	0.58
1:C:94:ARG:HG2	1:C:94:ARG:HH11	1.67	0.58
1:D:140:ILE:O	1:D:144:VAL:HG23	2.04	0.58
1:A:189:GLU:CD	1:C:193:ARG:HH22	2.07	0.58
1:A:115:GLU:N	1:A:233:ILE:HD11	2.19	0.58
1:A:54:ILE:N	1:A:54:ILE:HD12	2.17	0.58
1:D:267:GLU:H	1:D:267:GLU:CD	2.06	0.58
1:C:180:LEU:O	1:C:183:ASP:HB2	2.04	0.58
1:A:345:VAL:O	1:A:349:VAL:HG23	2.04	0.58
1:C:200:GLY:HA3	1:C:213:ARG:HD3	1.85	0.58
1:D:141:LYS:O	1:D:145:GLU:HG2	2.04	0.58
1:D:429:ASN:HB3	1:D:432:ASN:ND2	2.19	0.58
1:A:257:ALA:O	1:A:261:ILE:HG12	2.04	0.57

Continued on next page...

Continued from previous page...

Atom-1	Atom-2	Interatomic distance (Å)	Clash overlap (Å)
1:D:34:LEU:HB2	1:D:88:ILE:HD11	1.86	0.57
1:D:358:GLU:HG2	1:D:362:LYS:HE2	1.85	0.57
1:A:25:SER:HB3	1:D:295:LEU:HD11	1.86	0.57
1:D:73:GLU:HB3	1:D:79:PHE:HB2	1.86	0.57
1:B:20:ILE:O	1:B:23:MET:HB2	2.04	0.57
1:C:17:THR:CG2	1:C:20:ILE:HD12	2.33	0.57
1:D:256:MET:CE	1:D:350:ILE:HD11	2.33	0.57
1:D:117:VAL:HG13	1:D:118:VAL:N	2.18	0.57
1:D:306:ARG:HD2	1:D:331:ALA:HA	1.85	0.57
1:D:56:THR:OG1	1:D:58:THR:HG22	2.05	0.57
1:D:405:ILE:HG22	1:D:428:PHE:CE2	2.39	0.57
1:A:185:GLU:O	1:A:189:GLU:HG3	2.04	0.57
1:B:295:LEU:HD11	1:C:25:SER:HB3	1.87	0.57
1:D:405:ILE:HG22	1:D:428:PHE:HE2	1.70	0.57
1:B:228:ASN:ND2	1:D:175:SER:HB3	2.19	0.57
1:C:112:SER:CB	1:C:203:ALA:HB2	2.35	0.57
1:D:275:ASP:N	1:D:288:LYS:HZ1	2.03	0.57
1:D:66:GLY:HA3	1:D:100:ILE:HD11	1.86	0.57
1:B:110:GLY:HA3	1:B:209:LEU:HD11	1.86	0.57
1:C:249:LEU:O	1:C:252:HIS:HB2	2.05	0.57
1:A:205:ALA:HB2	1:C:167:ILE:HD12	1.87	0.56
1:B:251:ILE:HD11	1:D:311:LEU:CD2	2.35	0.56
1:C:148:ALA:O	1:C:151:ILE:HG13	2.05	0.56
1:D:388:HIS:HB2	2:D:501:HOH:O	2.05	0.56
1:C:190:VAL:HG21	1:C:245:VAL:HG21	1.86	0.56
1:C:35:SER:HB2	1:C:74:TRP:CD1	2.40	0.56
1:A:158:TYR:O	1:C:320:THR:HB	2.05	0.56
1:C:265:THR:HA	1:D:162:GLN:HE22	1.69	0.56
1:D:143:LEU:CD2	1:D:350:ILE:HD13	2.35	0.56
1:B:24:LEU:HD23	1:C:295:LEU:HB3	1.87	0.56
1:B:115:GLU:HG3	1:B:202:GLY:O	2.05	0.56
1:B:276:ALA:HB1	1:C:18:ASP:HB2	1.86	0.56
1:D:169:TRP:HE1	1:D:355:ILE:HD11	1.69	0.56
1:B:99:LEU:HD12	1:B:99:LEU:N	2.20	0.56
1:C:19:PRO:HA	1:C:22:GLN:NE2	2.21	0.56
1:D:106:LYS:O	1:D:109:THR:OG1	2.24	0.56
1:D:213:ARG:CZ	1:D:225:ILE:HG23	2.36	0.56
1:A:258:GLU:O	1:A:261:ILE:HG13	2.06	0.56
1:B:256:MET:O	1:B:260:LEU:HD13	2.06	0.56
1:B:339:LEU:HA	1:B:342:VAL:CG1	2.36	0.56
1:B:382:MET:HB2	1:B:419:LEU:CD1	2.35	0.56

Continued on next page...

Continued from previous page...

Atom-1	Atom-2	Interatomic distance (Å)	Clash overlap (Å)
1:B:353:LEU:HD12	1:B:353:LEU:C	2.26	0.55
1:D:174:LEU:O	1:D:178:VAL:HG23	2.06	0.55
1:A:301:GLY:O	1:D:309:SER:HB2	2.06	0.55
1:D:46:ALA:O	1:D:49:LEU:HB2	2.06	0.55
1:D:243:LEU:HD23	1:D:307:LEU:HA	1.87	0.55
1:D:50:GLU:CB	1:D:60:LEU:HD12	2.36	0.55
1:D:194:ILE:HG21	2:D:498:HOH:O	2.07	0.55
1:A:243:LEU:HD21	1:A:310:ILE:HD12	1.89	0.55
1:A:151:ILE:HA	1:A:170:SER:OG	2.06	0.55
1:B:401:LYS:HB3	1:B:403:ILE:HD12	1.89	0.55
1:B:31:GLU:O	1:B:88:ILE:HG12	2.07	0.55
1:C:141:LYS:HZ1	1:C:460:LYS:HZ1	1.54	0.55
1:C:114:ASN:HB3	1:C:233:ILE:HG23	1.89	0.55
1:D:34:LEU:O	1:D:37:VAL:HG22	2.07	0.54
1:D:86:GLU:HG2	1:D:87:ASP:H	1.72	0.54
1:A:27:SER:O	1:A:31:GLU:HG3	2.08	0.54
1:B:167:ILE:CD1	1:D:204:LEU:HD22	2.38	0.54
1:D:391:SER:O	1:D:395:VAL:HG23	2.07	0.54
1:A:283:LEU:HD11	1:B:388:HIS:CD2	2.42	0.54
1:C:462:GLN:O	1:C:463:LYS:C	2.46	0.54
1:D:81:VAL:O	1:D:81:VAL:HG13	2.08	0.54
1:A:153:VAL:HB	1:A:169:TRP:HB3	1.89	0.54
1:A:364:LEU:HB3	1:A:430:PHE:CE1	2.43	0.54
1:D:217:ARG:HB2	1:D:225:ILE:CD1	2.34	0.54
1:B:139:LEU:CD1	1:B:180:LEU:HD13	2.38	0.54
1:B:364:LEU:HB3	1:B:430:PHE:CZ	2.42	0.54
1:B:378:VAL:HA	1:B:382:MET:O	2.08	0.54
1:C:207:ASN:ND2	1:C:211:ILE:HB	2.23	0.54
1:B:455:LEU:HD13	1:B:458:LEU:HD12	1.89	0.54
1:C:121:LEU:O	1:C:125:MET:HG3	2.07	0.54
1:A:96:LEU:HD23	1:A:104:ALA:HB1	1.90	0.53
1:A:121:LEU:HD21	1:A:332:VAL:HG21	1.90	0.53
1:A:258:GLU:HA	1:A:261:ILE:CD1	2.38	0.53
1:A:364:LEU:HB3	1:A:430:PHE:CZ	2.42	0.53
1:B:180:LEU:O	1:B:183:ASP:HB2	2.08	0.53
1:C:228:ASN:ND2	1:C:231:ASP:H	2.05	0.53
1:C:62:LYS:HD3	1:C:100:ILE:HG23	1.89	0.53
1:C:140:ILE:CG2	1:C:141:LYS:N	2.71	0.53
1:D:66:GLY:N	1:D:100:ILE:HD11	2.23	0.53
1:A:243:LEU:HD22	1:A:310:ILE:HD12	1.89	0.53
1:B:203:ALA:O	1:B:204:LEU:HB3	2.08	0.53

Continued on next page...

Continued from previous page...

Atom-1	Atom-2	Interatomic distance (Å)	Clash overlap (Å)
1:B:382:MET:HB2	1:B:419:LEU:HD12	1.90	0.53
1:D:111:ARG:HG2	1:D:112:SER:H	1.72	0.53
1:D:144:VAL:HG22	1:D:455:LEU:HD23	1.90	0.53
1:A:268:PHE:CE2	1:B:267:GLU:HG2	2.43	0.53
1:C:225:ILE:HG21	2:C:517:HOH:O	2.07	0.53
1:B:54:ILE:CD1	1:B:209:LEU:HD13	2.38	0.53
1:C:284:MET:CB	1:C:286:GLN:HE22	2.19	0.53
1:D:46:ALA:HB2	1:D:107:LEU:HD11	1.90	0.53
1:C:32:GLN:HG2	1:C:74:TRP:CH2	2.44	0.53
1:D:320:THR:CG2	1:D:321:TYR:H	2.01	0.53
1:A:155:LEU:HB3	1:A:360:MET:HB3	1.89	0.53
1:A:195:ASN:ND2	1:A:223:ALA:HB2	2.23	0.53
1:A:341:ALA:O	1:A:345:VAL:HG23	2.09	0.53
1:A:454:HIS:HB3	2:A:487:HOH:O	2.09	0.53
1:B:60:LEU:HG	1:B:64:LEU:HD11	1.91	0.53
1:B:353:LEU:HD12	1:B:353:LEU:O	2.09	0.53
1:D:382:MET:HE3	1:D:387:ALA:HA	1.90	0.53
1:A:66:GLY:HA3	1:A:100:ILE:HD11	1.91	0.53
1:C:207:ASN:HD22	1:C:211:ILE:H	1.57	0.53
1:A:261:ILE:HG12	2:A:535:HOH:O	2.08	0.53
1:A:434:VAL:HG23	1:A:435:GLU:N	2.24	0.53
1:B:219:GLU:HG2	2:B:513:HOH:O	2.09	0.53
1:C:18:ASP:O	1:C:21:MET:HB3	2.08	0.53
1:C:55:LEU:HD21	1:C:106:LYS:CB	2.38	0.53
1:C:265:THR:HA	1:D:162:GLN:NE2	2.24	0.53
1:D:54:ILE:C	1:D:55:LEU:HD22	2.30	0.53
1:A:283:LEU:HD22	1:A:283:LEU:H	1.74	0.52
1:B:81:VAL:HG12	1:B:82:THR:N	2.23	0.52
1:C:456:ARG:HA	1:C:459:MET:CE	2.39	0.52
1:A:265:THR:HA	1:B:162:GLN:NE2	2.24	0.52
1:B:95:ARG:O	1:B:99:LEU:HD13	2.09	0.52
1:C:143:LEU:HD21	1:C:350:ILE:CD1	2.32	0.52
1:D:117:VAL:CG1	1:D:118:VAL:N	2.72	0.52
1:D:326:GLN:HG2	1:D:326:GLN:O	2.08	0.52
1:B:430:PHE:O	1:B:434:VAL:HG23	2.09	0.52
1:A:167:ILE:CD1	1:C:204:LEU:HD22	2.39	0.52
1:B:73:GLU:OE2	1:B:95:ARG:HD3	2.10	0.52
1:C:204:LEU:HG	1:C:320:THR:CG2	2.36	0.52
1:B:406:ASN:HA	1:B:428:PHE:CD2	2.45	0.52
1:B:274:SER:HB3	2:B:484:HOH:O	2.09	0.52
1:B:410:LEU:HD12	1:B:410:LEU:O	2.09	0.52

Continued on next page...

Continued from previous page...

Atom-1	Atom-2	Interatomic distance (Å)	Clash overlap (Å)
1:B:379:ARG:HH12	1:B:436:GLN:NE2	2.07	0.52
1:B:73:GLU:OE1	1:B:95:ARG:NH1	2.43	0.52
1:C:24:LEU:C	1:C:26:THR:H	2.12	0.52
1:C:37:VAL:O	1:C:40:GLN:HB2	2.10	0.52
1:C:460:LYS:HE2	2:C:523:HOH:O	2.10	0.52
1:B:228:ASN:HD21	1:B:230:MET:HB2	1.75	0.52
1:A:437:TYR:CE2	1:C:208:PRO:HB3	2.45	0.52
1:D:187:LEU:HD23	1:D:187:LEU:O	2.10	0.51
1:A:94:ARG:HG2	1:A:94:ARG:HH11	1.75	0.51
1:B:271:LEU:HD13	1:B:353:LEU:HD13	1.93	0.51
1:C:169:TRP:CZ2	1:C:355:ILE:HD11	2.45	0.51
1:B:57:LYS:O	1:B:61:GLU:HG3	2.11	0.51
1:C:456:ARG:HA	1:C:459:MET:HE2	1.92	0.51
1:D:377:LEU:HD21	1:D:420:PHE:CZ	2.45	0.51
1:B:401:LYS:HD3	2:B:471:HOH:O	2.09	0.51
1:D:404:THR:OG1	1:D:406:ASN:ND2	2.41	0.51
1:D:66:GLY:O	1:D:70:ILE:HG13	2.11	0.51
1:B:181:THR:HG21	1:B:455:LEU:CD1	2.40	0.51
1:B:338:THR:O	1:B:342:VAL:HG12	2.11	0.51
1:B:460:LYS:HD3	1:B:461:LYS:HG3	1.93	0.51
1:A:230:MET:SD	1:C:171:GLN:HG3	2.51	0.51
1:C:405:ILE:HB	2:C:515:HOH:O	2.10	0.51
1:B:47:LYS:HD2	1:B:219:GLU:OE2	2.10	0.51
1:C:391:SER:O	1:C:395:VAL:HG23	2.11	0.51
1:A:205:ALA:HB2	1:C:167:ILE:HD11	1.92	0.51
1:B:429:ASN:ND2	1:B:432:ASN:H	2.09	0.51
1:A:237:ASP:O	1:A:241:GLU:HB2	2.10	0.51
1:A:60:LEU:O	1:A:64:LEU:HG	2.11	0.51
1:B:42:SER:HB3	1:B:107:LEU:HD21	1.94	0.50
1:A:372:ASP:OD1	1:A:433:SER:OG	2.20	0.50
1:B:391:SER:O	1:B:395:VAL:HG22	2.11	0.50
1:C:63:ILE:HA	1:C:100:ILE:CD1	2.41	0.50
1:B:319:SER:OG	1:D:255:LYS:HE2	2.10	0.50
1:A:141:LYS:O	1:A:145:GLU:HG3	2.11	0.50
1:A:43:ILE:CG1	1:A:67:LEU:HD13	2.40	0.50
1:B:117:VAL:HG13	1:B:118:VAL:N	2.26	0.50
1:B:213:ARG:HA	1:B:216:LEU:HD12	1.92	0.50
1:C:320:THR:HG22	1:C:321:TYR:N	2.22	0.50
1:D:127:ASN:ND2	1:D:127:ASN:O	2.45	0.50
1:A:375:LEU:HD13	1:A:436:GLN:NE2	2.22	0.50
1:C:118:VAL:O	1:C:122:LYS:HG3	2.12	0.50

Continued on next page...

Continued from previous page...

Atom-1	Atom-2	Interatomic distance (Å)	Clash overlap (Å)
1:A:135:HIS:NE2	1:A:344:GLN:NE2	2.59	0.50
1:D:129:LEU:CD1	1:D:187:LEU:HG	2.42	0.50
1:A:160:HIS:HA	1:B:294:GLU:OE1	2.11	0.50
1:C:190:VAL:CG2	1:C:245:VAL:HG21	2.42	0.50
1:C:267:GLU:HG2	1:D:268:PHE:CD2	2.46	0.50
1:D:54:ILE:HD11	1:D:209:LEU:HD12	1.94	0.50
1:A:18:ASP:OD1	1:A:19:PRO:HD2	2.12	0.50
1:B:458:LEU:HA	1:B:461:LYS:HD2	1.94	0.50
1:D:66:GLY:CA	1:D:100:ILE:HD11	2.41	0.50
1:D:373:LEU:O	1:D:376:TYR:HB3	2.11	0.50
1:A:165:GLN:HE21	1:C:204:LEU:HB3	1.77	0.50
1:B:159:THR:O	1:B:160:HIS:HB2	2.12	0.50
1:B:207:ASN:ND2	1:B:211:ILE:H	2.10	0.50
1:B:418:PRO:O	1:B:420:PHE:N	2.44	0.50
1:A:227:LEU:O	1:C:441:GLY:HA2	2.12	0.49
1:A:250:MET:HB3	1:A:300:ALA:HA	1.93	0.49
1:A:391:SER:HB3	1:B:283:LEU:HD11	1.94	0.49
1:A:66:GLY:HA2	1:A:69:LYS:HE2	1.93	0.49
1:B:260:LEU:HD12	1:B:260:LEU:N	2.26	0.49
1:B:31:GLU:HB3	1:B:88:ILE:CG1	2.33	0.49
1:D:62:LYS:HG3	1:D:100:ILE:HG23	1.94	0.49
1:D:28:MET:HG2	1:D:86:GLU:O	2.12	0.49
1:A:155:LEU:HB2	1:A:156:PRO:CD	2.42	0.49
1:A:204:LEU:HD23	1:A:205:ALA:N	2.27	0.49
1:D:380:LYS:HE2	1:D:419:LEU:O	2.12	0.49
1:A:315:LYS:HE2	1:B:312:MET:O	2.11	0.49
1:C:444:ALA:O	1:C:448:VAL:HG22	2.12	0.49
1:D:414:LYS:HD3	1:D:420:PHE:O	2.12	0.49
1:A:156:PRO:HG2	1:A:363:ALA:HB1	1.94	0.49
1:A:251:ILE:HD12	1:C:311:LEU:HD12	1.94	0.49
1:A:353:LEU:O	1:A:353:LEU:HD12	2.12	0.49
1:B:72:GLU:HA	1:B:72:GLU:OE1	2.13	0.49
1:D:309:SER:O	1:D:313:VAL:HG23	2.12	0.49
1:D:378:VAL:HA	1:D:382:MET:O	2.12	0.49
1:A:51:LYS:HD2	1:A:215:MET:CE	2.43	0.49
1:A:54:ILE:H	1:A:54:ILE:CD1	2.21	0.49
1:D:190:VAL:O	1:D:194:ILE:CD1	2.54	0.49
1:C:171:GLN:HA	1:C:171:GLN:NE2	2.27	0.49
1:B:148:ALA:HB2	1:B:452:ILE:HD13	1.94	0.49
1:B:89:HIS:HB3	1:B:113:ARG:CZ	2.42	0.49
1:D:201:SER:HB2	1:D:229:SER:HA	1.95	0.49

Continued on next page...

Continued from previous page...

Atom-1	Atom-2	Interatomic distance (Å)	Clash overlap (Å)
1:B:140:ILE:HG21	1:B:181:THR:CG2	2.43	0.49
1:B:429:ASN:HD22	1:B:432:ASN:H	1.59	0.49
1:D:254:SER:HB2	1:D:297:ARG:HG3	1.94	0.49
1:D:345:VAL:O	1:D:349:VAL:HG23	2.13	0.49
1:B:339:LEU:CA	1:B:342:VAL:HG12	2.42	0.48
1:B:67:LEU:HA	1:B:70:ILE:HD12	1.95	0.48
1:C:286:GLN:H	1:C:286:GLN:CD	2.15	0.48
1:D:215:MET:O	1:D:219:GLU:HB2	2.13	0.48
1:D:70:ILE:HA	1:D:73:GLU:CG	2.43	0.48
1:A:127:ASN:O	1:A:130:SER:HB3	2.13	0.48
1:A:378:VAL:HA	1:A:382:MET:O	2.14	0.48
1:B:139:LEU:O	1:B:139:LEU:HD22	2.14	0.48
1:B:198:PRO:HA	1:B:226:SER:OG	2.13	0.48
1:C:111:ARG:HH11	1:C:116:GLN:HE22	1.56	0.48
1:C:267:GLU:HG2	1:D:268:PHE:CE1	2.49	0.48
1:D:379:ARG:HH22	1:D:436:GLN:HE21	1.61	0.48
1:B:377:LEU:HD12	1:B:387:ALA:HA	1.94	0.48
1:D:197:LEU:HD11	1:D:199:LEU:HB2	1.95	0.48
1:A:396:HIS:O	1:A:399:GLU:HB3	2.13	0.48
1:D:271:LEU:C	1:D:271:LEU:HD12	2.34	0.48
1:B:140:ILE:O	1:B:144:VAL:HG23	2.13	0.48
1:B:48:ALA:HA	1:B:215:MET:SD	2.54	0.48
1:B:293:LEU:HD21	1:B:349:VAL:HG11	1.95	0.48
1:D:377:LEU:HD11	1:D:420:PHE:CZ	2.49	0.48
1:D:406:ASN:ND2	1:D:406:ASN:N	2.36	0.48
1:B:257:ALA:O	1:B:261:ILE:HG13	2.14	0.48
1:A:324:ASP:HB3	1:D:298:SER:HB3	1.96	0.48
1:A:264:SER:HA	1:A:271:LEU:O	2.14	0.48
1:D:187:LEU:C	1:D:187:LEU:HD23	2.34	0.48
1:D:97:LYS:C	1:D:99:LEU:H	2.16	0.48
1:A:319:SER:O	1:A:320:THR:OG1	2.32	0.48
1:A:350:ILE:HA	1:A:353:LEU:HD23	1.96	0.48
1:B:168:ARG:HB2	1:B:443:THR:OG1	2.13	0.48
1:D:115:GLU:OE2	1:D:201:SER:N	2.47	0.48
1:D:151:ILE:O	1:D:168:ARG:HD3	2.14	0.48
1:A:395:VAL:HG22	1:A:405:ILE:CD1	2.44	0.48
1:B:140:ILE:HG21	1:B:181:THR:HG22	1.96	0.48
1:C:36:GLU:O	1:C:40:GLN:HG2	2.14	0.48
1:D:194:ILE:HG13	1:D:238:PHE:HB2	1.96	0.48
1:A:51:LYS:HD2	1:A:215:MET:HE1	1.96	0.47
1:A:257:ALA:O	1:A:261:ILE:HG13	2.13	0.47

Continued on next page...

Continued from previous page...

Atom-1	Atom-2	Interatomic distance (Å)	Clash overlap (Å)
1:B:457:GLU:HA	1:B:457:GLU:OE1	2.14	0.47
1:C:278:SER:HB2	1:C:289:ASN:O	2.14	0.47
1:D:365:THR:CG2	1:D:368:MET:HG3	2.44	0.47
1:D:429:ASN:HB3	1:D:432:ASN:HD22	1.79	0.47
1:A:315:LYS:HG3	1:B:312:MET:CG	2.44	0.47
1:A:321:TYR:HB3	1:C:159:THR:HG22	1.96	0.47
1:C:234:SER:HB3	1:C:320:THR:HA	1.95	0.47
1:C:64:LEU:O	1:C:68:GLU:HG3	2.14	0.47
1:D:299:LYS:O	1:D:303:VAL:HG23	2.15	0.47
1:A:217:ARG:HG2	1:A:217:ARG:HH11	1.79	0.47
1:D:207:ASN:HD21	1:D:209:LEU:HB2	1.79	0.47
1:D:365:THR:HG22	1:D:368:MET:CG	2.43	0.47
1:A:122:LYS:HE2	1:A:238:PHE:CD2	2.49	0.47
1:A:299:LYS:O	1:A:303:VAL:HG23	2.15	0.47
1:B:27:SER:O	1:B:31:GLU:HG2	2.14	0.47
1:C:243:LEU:HD13	1:C:307:LEU:HA	1.97	0.47
1:D:18:ASP:OD2	1:D:20:ILE:HB	2.13	0.47
1:A:310:ILE:HG23	2:A:531:HOH:O	2.14	0.47
1:B:169:TRP:O	1:B:172:PHE:HB3	2.14	0.47
1:B:273:LEU:HD11	1:B:293:LEU:HG	1.97	0.47
1:B:356:SER:O	1:B:360:MET:HG3	2.15	0.47
1:B:375:LEU:HA	1:B:378:VAL:HG22	1.97	0.47
1:C:94:ARG:NH1	1:C:94:ARG:HG2	2.29	0.47
1:A:39:ILE:HD11	1:A:70:ILE:HG22	1.97	0.47
1:B:148:ALA:HB2	1:B:452:ILE:HG21	1.96	0.47
1:B:74:TRP:HE1	1:B:92:ASN:HD21	1.62	0.47
1:D:350:ILE:HA	1:D:353:LEU:CD2	2.44	0.47
1:A:217:ARG:NH1	1:A:217:ARG:HG2	2.30	0.47
1:A:114:ASN:HB3	1:A:233:ILE:CG1	2.44	0.47
1:B:28:MET:O	1:B:32:GLN:HG3	2.14	0.47
1:C:239:VAL:CG1	1:C:310:ILE:HD13	2.45	0.47
1:C:460:LYS:N	1:C:460:LYS:HD2	2.29	0.47
1:D:156:PRO:HG2	1:D:363:ALA:HB1	1.95	0.47
1:D:62:LYS:O	1:D:65:SER:HB2	2.15	0.47
1:A:149:ILE:HG22	1:A:150:GLU:N	2.30	0.47
1:B:85:ASP:OD1	1:B:94:ARG:NH2	2.48	0.47
1:C:17:THR:CB	1:C:20:ILE:HB	2.38	0.47
1:C:28:MET:HA	1:C:28:MET:CE	2.45	0.47
1:D:47:LYS:HA	1:D:60:LEU:HD11	1.96	0.47
1:A:60:LEU:HD11	1:A:64:LEU:HD21	1.97	0.46
1:B:320:THR:CG2	1:B:321:TYR:N	2.73	0.46

Continued on next page...

Continued from previous page...

Atom-1	Atom-2	Interatomic distance (Å)	Clash overlap (Å)
1:B:92:ASN:HD22	1:B:92:ASN:HA	1.58	0.46
1:C:373:LEU:O	1:C:376:TYR:HB3	2.15	0.46
1:A:349:VAL:O	1:A:353:LEU:HD23	2.15	0.46
1:B:66:GLY:HA3	1:B:100:ILE:HD13	1.97	0.46
1:B:395:VAL:HG12	1:B:405:ILE:HD13	1.97	0.46
1:C:76:LYS:HB2	1:C:78:VAL:CG2	2.41	0.46
1:A:82:THR:HG22	1:A:83:GLN:N	2.29	0.46
1:C:169:TRP:NE1	1:C:173:LEU:HD11	2.31	0.46
1:D:249:LEU:O	1:D:252:HIS:HB2	2.15	0.46
1:C:45:TYR:CZ	1:C:111:ARG:HB3	2.50	0.46
1:D:110:GLY:HA3	1:D:209:LEU:HD23	1.98	0.46
1:C:282:SER:HB2	1:D:388:HIS:CE1	2.50	0.46
1:B:275:ASP:OD1	1:B:288:LYS:HE2	2.16	0.46
1:A:109:THR:HG21	1:C:378:VAL:HG11	1.97	0.46
1:A:245:VAL:HG12	2:A:530:HOH:O	2.15	0.46
1:C:37:VAL:HG12	1:C:123:LEU:HB3	1.96	0.46
1:C:171:GLN:HE22	1:C:451:GLN:NE2	2.04	0.46
1:D:22:GLN:O	1:D:26:THR:HB	2.15	0.46
1:B:35:SER:HA	1:B:88:ILE:HG21	1.98	0.46
1:B:373:LEU:O	1:B:376:TYR:HB3	2.16	0.46
1:C:310:ILE:O	1:C:311:LEU:C	2.53	0.46
1:C:56:THR:HG23	1:C:59:GLU:OE2	2.16	0.46
1:D:382:MET:HE2	1:D:387:ALA:HA	1.98	0.46
1:C:140:ILE:HG23	1:C:459:MET:SD	2.55	0.46
1:C:55:LEU:HD21	1:C:106:LYS:HB3	1.98	0.46
1:C:85:ASP:HB3	1:C:91:ALA:HB2	1.96	0.46
1:A:340:THR:O	1:A:344:GLN:HG3	2.17	0.46
1:B:46:ALA:O	1:B:49:LEU:HB2	2.16	0.46
1:B:69:LYS:HD2	1:B:99:LEU:HD23	1.99	0.46
1:C:228:ASN:ND2	1:C:230:MET:HB2	2.22	0.46
1:D:350:ILE:O	1:D:353:LEU:HG	2.16	0.46
1:A:234:SER:HB3	1:A:320:THR:CA	2.46	0.45
1:A:168:ARG:HD2	1:A:443:THR:O	2.16	0.45
1:A:456:ARG:HA	1:A:459:MET:HE3	1.97	0.45
1:A:376:TYR:CZ	1:A:424:VAL:HG22	2.51	0.45
1:A:65:SER:OG	1:A:69:LYS:NZ	2.48	0.45
1:B:213:ARG:HH12	1:B:226:SER:HB2	1.81	0.45
1:B:400:THR:HA	2:B:480:HOH:O	2.15	0.45
1:D:260:LEU:HB3	1:D:293:LEU:HD11	1.98	0.45
1:D:35:SER:HA	1:D:88:ILE:HG21	1.98	0.45
1:B:204:LEU:HD13	1:B:320:THR:HG21	1.99	0.45

Continued on next page...

Continued from previous page...

Atom-1	Atom-2	Interatomic distance (Å)	Clash overlap (Å)
1:C:409:THR:HB	1:C:412:ASP:H	1.81	0.45
1:C:97:LYS:HD2	1:C:97:LYS:O	2.17	0.45
1:D:367:GLU:OE1	1:D:367:GLU:N	2.48	0.45
1:D:393:LYS:HD2	2:D:491:HOH:O	2.16	0.45
1:A:140:ILE:O	1:A:144:VAL:HG23	2.16	0.45
1:A:39:ILE:HG23	1:A:67:LEU:CD2	2.41	0.45
1:C:317:LEU:HD23	1:C:318:PRO:HD2	1.97	0.45
1:A:310:ILE:HD11	1:A:331:ALA:HB1	1.98	0.45
1:B:168:ARG:HD2	1:B:443:THR:O	2.17	0.45
1:C:129:LEU:HD11	1:C:242:PHE:CD1	2.52	0.45
1:D:213:ARG:NH1	1:D:225:ILE:HG23	2.32	0.45
1:A:26:THR:HG23	1:A:86:GLU:CA	2.44	0.45
1:A:370:SER:HB2	1:B:283:LEU:HG	1.99	0.45
1:B:193:ARG:NE	1:B:241:GLU:OE1	2.49	0.45
1:C:382:MET:HE2	1:C:386:GLN:C	2.37	0.45
1:C:382:MET:HE2	1:C:386:GLN:HB3	1.97	0.45
1:C:171:GLN:NE2	1:C:451:GLN:HE22	2.05	0.45
1:C:82:THR:HG22	1:C:83:GLN:N	2.31	0.45
1:B:121:LEU:HD23	1:B:238:PHE:CZ	2.52	0.45
1:D:167:ILE:HG13	1:D:168:ARG:N	2.32	0.45
1:D:449:THR:O	1:D:450:THR:C	2.54	0.45
1:B:29:SER:HA	1:B:32:GLN:NE2	2.16	0.45
1:C:287:LYS:HE2	1:D:163:LYS:O	2.16	0.45
1:A:208:PRO:HB3	1:C:437:TYR:CE2	2.52	0.45
1:D:89:HIS:CD2	1:D:113:ARG:HD2	2.52	0.45
1:D:18:ASP:OD1	1:D:19:PRO:HD2	2.17	0.45
1:D:220:LEU:O	1:D:221:ASP:HB3	2.16	0.45
1:B:271:LEU:HD12	1:B:272:THR:N	2.32	0.45
1:B:438:THR:HA	1:B:444:ALA:CB	2.47	0.45
1:C:382:MET:HE1	1:C:387:ALA:HA	1.99	0.45
1:D:448:VAL:O	1:D:452:ILE:HG13	2.17	0.45
1:B:317:LEU:O	1:D:255:LYS:HG3	2.17	0.44
1:A:144:VAL:CG1	1:A:452:ILE:HG23	2.47	0.44
1:B:379:ARG:HH12	1:B:436:GLN:HE21	1.65	0.44
1:D:171:GLN:CA	1:D:171:GLN:NE2	2.77	0.44
1:A:167:ILE:HD13	1:C:204:LEU:HD22	1.98	0.44
1:A:73:GLU:HA	1:A:78:VAL:HG12	2.00	0.44
1:B:236:ARG:HD3	1:B:236:ARG:HA	1.81	0.44
1:B:421:SER:O	1:B:424:VAL:HG23	2.17	0.44
1:A:328:ASP:OD1	1:A:329:LYS:N	2.51	0.44
1:D:373:LEU:HD11	1:D:420:PHE:CE1	2.52	0.44

Continued on next page...

Continued from previous page...

Atom-1	Atom-2	Interatomic distance (Å)	Clash overlap (Å)
1:B:271:LEU:HD12	1:B:271:LEU:C	2.38	0.44
1:B:143:LEU:HD23	1:B:350:ILE:HG21	1.99	0.44
1:C:101:GLY:O	1:C:103:ILE:N	2.50	0.44
1:D:204:LEU:HD23	1:D:230:MET:HG2	2.00	0.44
1:B:272:THR:HG23	1:B:288:LYS:HG3	2.00	0.44
1:A:97:LYS:O	1:A:101:GLY:N	2.48	0.44
1:B:146:ARG:HG2	1:B:173:LEU:CD1	2.48	0.44
1:B:355:ILE:HD12	1:B:360:MET:CE	2.47	0.44
1:B:358:GLU:O	1:B:362:LYS:HB2	2.18	0.44
1:C:250:MET:HB3	1:C:300:ALA:HA	1.99	0.44
1:A:24:LEU:HD22	1:D:299:LYS:CE	2.40	0.44
1:B:377:LEU:HD13	1:B:382:MET:SD	2.57	0.44
1:C:243:LEU:HD22	1:C:335:VAL:HG21	2.00	0.44
1:C:28:MET:HE3	1:C:87:ASP:CA	2.48	0.44
1:C:424:VAL:O	1:C:424:VAL:HG22	2.18	0.44
1:D:234:SER:HB3	1:D:320:THR:CA	2.46	0.44
1:D:236:ARG:HB2	1:D:314:LEU:HD11	2.00	0.44
1:A:292:SER:HB3	1:D:21:MET:SD	2.58	0.44
1:B:43:ILE:O	1:B:44:ALA:C	2.56	0.44
1:C:148:ALA:O	1:C:151:ILE:CG1	2.66	0.44
1:D:34:LEU:HB2	1:D:88:ILE:HD12	2.00	0.44
1:B:378:VAL:HG23	1:B:379:ARG:N	2.32	0.43
1:C:123:LEU:HD21	1:C:222:PHE:HE1	1.82	0.43
1:C:27:SER:O	1:C:31:GLU:HG2	2.18	0.43
1:C:28:MET:HE1	1:C:31:GLU:HB2	2.00	0.43
1:D:256:MET:HE1	1:D:350:ILE:HD11	2.00	0.43
1:D:403:ILE:HB	1:D:407:ASN:HB2	2.00	0.43
1:B:262:ILE:O	1:B:265:THR:HG23	2.18	0.43
1:B:349:VAL:O	1:B:353:LEU:HD23	2.19	0.43
1:C:42:SER:HB3	1:C:107:LEU:HD21	2.01	0.43
1:B:339:LEU:HA	1:B:339:LEU:HD23	1.80	0.43
1:B:429:ASN:HB3	1:B:432:ASN:ND2	2.33	0.43
1:D:36:GLU:OE1	1:D:36:GLU:HA	2.18	0.43
1:A:260:LEU:HD22	1:A:260:LEU:N	2.33	0.43
1:C:440:MET:HG2	2:C:489:HOH:O	2.17	0.43
1:D:194:ILE:HG13	1:D:238:PHE:CB	2.47	0.43
1:C:162:GLN:CB	1:D:287:LYS:HE2	2.47	0.43
1:A:114:ASN:CB	1:A:233:ILE:HD11	2.48	0.43
1:B:260:LEU:N	1:B:260:LEU:CD1	2.81	0.43
1:B:72:GLU:HB3	1:B:76:LYS:CE	2.42	0.43
1:D:159:THR:O	1:D:160:HIS:HB2	2.18	0.43

Continued on next page...

Continued from previous page...

Atom-1	Atom-2	Interatomic distance (Å)	Clash overlap (Å)
1:A:109:THR:HG22	1:A:209:LEU:HD11	2.00	0.43
1:A:158:TYR:O	1:C:320:THR:CB	2.67	0.43
1:B:129:LEU:HD22	1:B:187:LEU:HG	2.01	0.43
1:A:284:MET:N	1:A:285:PRO:HD3	2.32	0.43
1:A:413:LEU:HB3	1:A:420:PHE:CG	2.54	0.43
1:A:450:THR:HG22	1:A:454:HIS:CD2	2.53	0.43
1:B:207:ASN:HD22	1:B:211:ILE:H	1.66	0.43
1:B:375:LEU:HA	1:B:378:VAL:CG2	2.49	0.43
1:B:56:THR:OG1	1:B:59:GLU:HG3	2.18	0.43
1:A:205:ALA:CB	1:C:167:ILE:HD11	2.49	0.43
1:C:174:LEU:HD22	1:C:455:LEU:HD22	2.00	0.43
1:D:107:LEU:O	1:D:107:LEU:HG	2.18	0.43
1:D:57:LYS:HE3	1:D:61:GLU:OE1	2.19	0.43
1:B:189:GLU:HB3	1:D:189:GLU:OE1	2.18	0.43
1:B:25:SER:HA	1:B:326:GLN:HE22	1.83	0.43
1:B:435:GLU:HA	1:B:435:GLU:OE1	2.18	0.43
1:D:199:LEU:HD13	1:D:216:LEU:HD22	2.00	0.43
1:D:32:GLN:O	1:D:35:SER:HB3	2.18	0.43
1:D:31:GLU:HB3	1:D:88:ILE:HG12	2.01	0.43
1:D:67:LEU:HD23	1:D:96:LEU:HD13	2.01	0.43
1:A:56:THR:OG1	1:A:59:GLU:HB2	2.19	0.43
1:B:18:ASP:O	1:B:22:GLN:HG3	2.18	0.43
1:B:373:LEU:HA	1:B:427:VAL:HG11	2.00	0.43
1:B:430:PHE:O	1:B:433:SER:HB3	2.18	0.43
1:C:335:VAL:HG13	1:C:339:LEU:HD13	1.99	0.43
1:C:246:ALA:HB1	1:C:339:LEU:HD11	2.01	0.43
1:C:144:VAL:CG2	1:C:455:LEU:HD23	2.47	0.43
1:D:136:LEU:HD22	1:D:140:ILE:CD1	2.41	0.43
1:D:369:LEU:HD13	1:D:428:PHE:HA	2.01	0.43
1:C:18:ASP:H	1:C:19:PRO:HD2	1.82	0.42
1:C:330:GLU:HG3	2:C:494:HOH:O	2.19	0.42
1:C:364:LEU:HB3	1:C:430:PHE:CE2	2.54	0.42
1:D:404:THR:CB	1:D:406:ASN:HD21	2.32	0.42
1:D:377:LEU:HD21	1:D:420:PHE:CE2	2.54	0.42
1:B:70:ILE:HG12	1:B:95:ARG:HG2	2.01	0.42
1:C:396:HIS:O	1:C:400:THR:HG23	2.19	0.42
1:C:82:THR:HG22	1:C:83:GLN:H	1.84	0.42
1:A:377:LEU:O	1:A:382:MET:HB3	2.20	0.42
1:A:463:LYS:C	1:A:464:GLU:HG3	2.39	0.42
1:B:235:GLU:O	1:B:236:ARG:NH1	2.49	0.42
1:B:432:ASN:O	1:B:436:GLN:HG3	2.19	0.42

Continued on next page...

Continued from previous page...

Atom-1	Atom-2	Interatomic distance (Å)	Clash overlap (Å)
1:C:50:GLU:HG2	1:C:55:LEU:O	2.19	0.42
1:D:21:MET:HA	1:D:24:LEU:HD13	2.01	0.42
1:B:250:MET:HE1	1:B:342:VAL:HG21	2.00	0.42
1:B:382:MET:HA	1:B:383:PRO:HD3	1.88	0.42
1:C:303:VAL:O	1:C:304:PHE:C	2.57	0.42
1:C:148:ALA:HB2	1:C:452:ILE:HD13	2.02	0.42
1:D:239:VAL:HG13	1:D:332:VAL:CG2	2.49	0.42
1:A:395:VAL:HG22	1:A:405:ILE:HD13	2.01	0.42
1:B:171:GLN:HG3	1:D:230:MET:SD	2.59	0.42
1:A:268:PHE:CD2	1:B:267:GLU:HG2	2.54	0.42
1:A:193:ARG:NH1	1:C:185:GLU:HG2	2.35	0.42
1:D:272:THR:HB	1:D:354:GLN:HE21	1.85	0.42
2:A:539:HOH:O	1:B:284:MET:HE2	2.17	0.42
1:C:161:LEU:HD11	1:C:262:ILE:HD13	2.02	0.42
1:C:286:GLN:OE1	1:D:367:GLU:HB3	2.19	0.42
1:D:167:ILE:HD11	1:D:171:GLN:HG2	2.01	0.42
1:D:331:ALA:O	1:D:335:VAL:HG23	2.19	0.42
1:D:82:THR:C	1:D:84:SER:H	2.23	0.42
1:A:260:LEU:HA	1:A:260:LEU:HD13	1.77	0.42
1:B:355:ILE:HB	1:B:360:MET:CE	2.46	0.42
1:D:323:LYS:NZ	1:D:323:LYS:HB2	2.34	0.42
1:A:169:TRP:O	1:A:172:PHE:HB3	2.20	0.42
1:A:377:LEU:CD1	1:A:390:ALA:HB3	2.50	0.42
1:A:413:LEU:HB3	1:A:420:PHE:CD1	2.55	0.42
1:B:148:ALA:HA	1:B:452:ILE:HD13	2.01	0.42
1:B:323:LYS:HA	1:B:323:LYS:HD2	1.90	0.42
1:B:369:LEU:HD22	1:B:369:LEU:N	2.34	0.42
1:B:89:HIS:HD2	1:B:113:ARG:HD3	1.84	0.42
1:C:386:GLN:HE21	1:C:386:GLN:HB3	1.55	0.42
1:A:121:LEU:O	1:A:125:MET:HG3	2.20	0.42
1:A:424:VAL:HB	2:A:506:HOH:O	2.20	0.42
1:B:112:SER:N	1:B:115:GLU:OE1	2.52	0.42
1:B:154:ILE:HG23	1:B:167:ILE:O	2.19	0.42
1:B:49:LEU:HA	1:B:49:LEU:HD23	1.89	0.42
1:C:456:ARG:O	1:C:460:LYS:HD3	2.20	0.42
1:D:256:MET:HE3	1:D:350:ILE:HD11	2.02	0.42
1:A:455:LEU:HA	1:A:458:LEU:HD12	2.02	0.41
1:C:453:GLU:O	1:C:457:GLU:HG2	2.19	0.41
1:D:373:LEU:HD11	1:D:420:PHE:HE1	1.85	0.41
1:A:375:LEU:CD1	1:A:436:GLN:HE22	2.27	0.41
1:B:420:PHE:HD1	1:B:424:VAL:CG2	2.33	0.41

Continued on next page...

Continued from previous page...

Atom-1	Atom-2	Interatomic distance (Å)	Clash overlap (Å)
1:B:420:PHE:HD1	1:B:424:VAL:HG21	1.85	0.41
1:B:444:ALA:O	1:B:448:VAL:HG23	2.19	0.41
1:A:167:ILE:HD11	1:C:204:LEU:HD22	2.01	0.41
1:D:315:LYS:HD3	1:D:316:GLY:N	2.35	0.41
1:A:293:LEU:HD21	1:A:349:VAL:HG11	2.01	0.41
1:A:410:LEU:HD12	1:A:410:LEU:O	2.20	0.41
1:B:260:LEU:HB2	1:B:293:LEU:HD13	2.02	0.41
1:B:372:ASP:O	1:B:375:LEU:HB2	2.20	0.41
1:B:395:VAL:HG12	1:B:405:ILE:CD1	2.50	0.41
1:B:148:ALA:CB	1:B:452:ILE:HD13	2.49	0.41
1:D:231:ASP:OD1	1:D:235:GLU:HG2	2.20	0.41
1:D:315:LYS:CD	1:D:315:LYS:C	2.83	0.41
1:A:373:LEU:O	1:A:376:TYR:HB3	2.20	0.41
1:B:172:PHE:O	1:B:173:LEU:C	2.58	0.41
1:C:271:LEU:HB2	1:C:354:GLN:O	2.20	0.41
1:C:294:GLU:OE1	1:D:160:HIS:ND1	2.51	0.41
1:D:239:VAL:HG13	1:D:332:VAL:HG22	2.01	0.41
1:A:461:LYS:O	1:A:463:LYS:N	2.45	0.41
1:A:63:ILE:O	1:A:67:LEU:HB2	2.20	0.41
1:B:54:ILE:HG21	1:B:109:THR:HG21	2.03	0.41
1:C:429:ASN:HB3	1:C:432:ASN:HD22	1.85	0.41
1:D:108:ASN:O	1:D:109:THR:C	2.58	0.41
1:D:112:SER:OG	1:D:203:ALA:HB2	2.21	0.41
1:D:62:LYS:HD2	1:D:62:LYS:HA	1.94	0.41
1:D:70:ILE:C	1:D:72:GLU:H	2.23	0.41
1:D:70:ILE:O	1:D:73:GLU:N	2.52	0.41
1:A:213:ARG:HD3	1:C:440:MET:HB2	2.01	0.41
1:A:283:LEU:C	1:A:285:PRO:HD3	2.40	0.41
1:A:464:GLU:OE2	1:A:464:GLU:N	2.53	0.41
1:B:217:ARG:HD2	1:B:223:ALA:O	2.20	0.41
1:B:243:LEU:HB3	1:B:307:LEU:HB2	2.02	0.41
1:B:70:ILE:HG21	1:B:92:ASN:ND2	2.36	0.41
1:C:195:ASN:HD22	1:C:195:ASN:HA	1.68	0.41
1:C:24:LEU:O	1:C:26:THR:N	2.50	0.41
1:C:51:LYS:O	1:C:51:LYS:HD3	2.20	0.41
1:A:243:LEU:HD21	1:A:310:ILE:CD1	2.50	0.41
1:B:166:PRO:HD3	1:B:368:MET:HB3	2.03	0.41
1:B:413:LEU:HD12	1:B:420:PHE:CE1	2.55	0.41
1:B:92:ASN:O	1:B:95:ARG:N	2.53	0.41
1:C:100:ILE:HG22	1:C:103:ILE:HB	2.02	0.41
1:C:123:LEU:HD11	1:C:220:LEU:HD22	2.03	0.41

Continued on next page...

Continued from previous page...

Atom-1	Atom-2	Interatomic distance (Å)	Clash overlap (Å)
1:A:109:THR:CG2	1:C:378:VAL:HG11	2.50	0.41
1:D:113:ARG:HA	1:D:113:ARG:HD3	1.82	0.41
1:A:128:SER:O	1:A:132:ILE:HG13	2.21	0.41
1:A:277:PHE:HB3	1:A:292:SER:HB3	2.01	0.41
1:B:431:VAL:O	1:B:435:GLU:HG2	2.20	0.41
1:B:60:LEU:HG	1:B:64:LEU:CD1	2.50	0.41
1:B:28:MET:HE1	1:B:87:ASP:O	2.20	0.41
1:C:203:ALA:O	1:C:204:LEU:HB2	2.21	0.41
1:D:260:LEU:HB3	1:D:293:LEU:CD1	2.50	0.41
1:D:409:THR:O	1:D:412:ASP:HB2	2.21	0.41
1:D:171:GLN:NE2	1:D:451:GLN:HE22	2.04	0.41
1:A:189:GLU:CD	1:C:193:ARG:NH2	2.74	0.41
1:A:273:LEU:HD21	1:A:293:LEU:CD1	2.51	0.41
1:A:31:GLU:HB3	1:A:88:ILE:CG1	2.48	0.41
1:A:405:ILE:H	1:A:405:ILE:HG13	1.73	0.41
1:B:217:ARG:NH1	1:B:222:PHE:O	2.49	0.41
1:D:74:TRP:O	1:D:75:SER:C	2.59	0.41
1:A:228:ASN:ND2	1:A:230:MET:HB2	2.36	0.41
1:A:396:HIS:O	1:A:400:THR:HG23	2.20	0.41
1:B:62:LYS:O	1:B:100:ILE:HG12	2.20	0.41
1:B:295:LEU:O	1:B:299:LYS:HG2	2.20	0.41
1:B:30:THR:HG22	1:B:333:PHE:CE1	2.55	0.41
1:D:176:HIS:HE1	1:D:255:LYS:HD3	1.84	0.41
1:A:88:ILE:H	1:A:88:ILE:HG13	1.53	0.41
1:B:99:LEU:N	1:B:99:LEU:CD1	2.83	0.41
1:C:123:LEU:HA	1:C:123:LEU:HD23	1.87	0.41
1:B:24:LEU:HD11	1:C:341:ALA:HB1	2.03	0.41
1:C:457:GLU:O	1:C:461:LYS:HB2	2.21	0.41
1:C:460:LYS:NZ	1:C:463:LYS:NZ	2.69	0.41
1:D:39:ILE:O	1:D:43:ILE:HG13	2.21	0.41
1:A:159:THR:O	1:A:160:HIS:HB2	2.21	0.40
1:A:391:SER:O	1:A:394:ALA:HB3	2.22	0.40
1:B:89:HIS:HD2	1:B:113:ARG:CD	2.35	0.40
1:C:18:ASP:N	1:C:19:PRO:CD	2.84	0.40
1:C:28:MET:HA	1:C:28:MET:HE2	2.04	0.40
1:D:413:LEU:HA	1:D:413:LEU:HD23	1.87	0.40
1:A:142:THR:HG22	1:A:350:ILE:CG2	2.51	0.40
1:A:214:GLU:CA	1:A:214:GLU:OE2	2.68	0.40
1:B:377:LEU:HA	1:B:377:LEU:HD23	1.86	0.40
1:B:429:ASN:ND2	1:B:432:ASN:CG	2.67	0.40
1:B:67:LEU:HA	1:B:67:LEU:HD23	1.94	0.40

Continued on next page...

Continued from previous page...

Atom-1	Atom-2	Interatomic distance (Å)	Clash overlap (Å)
1:C:174:LEU:O	1:C:178:VAL:HG23	2.20	0.40
1:C:286:GLN:H	1:C:286:GLN:HE21	1.67	0.40
1:A:305:GLY:HA3	1:D:309:SER:HB3	2.04	0.40
1:D:89:HIS:HE1	1:D:120:ASP:OD1	2.04	0.40
1:A:100:ILE:O	1:A:100:ILE:HG22	2.22	0.40
1:A:118:VAL:HG23	1:A:119:THR:N	2.37	0.40
1:A:169:TRP:CE2	1:A:355:ILE:HD13	2.56	0.40
1:B:114:ASN:ND2	1:B:114:ASN:N	2.70	0.40
1:D:194:ILE:N	1:D:194:ILE:HD12	2.36	0.40
1:A:197:LEU:O	1:A:197:LEU:HD23	2.22	0.40
1:A:348:GLY:O	1:A:352:THR:HG23	2.22	0.40
1:B:406:ASN:HA	1:B:428:PHE:CE2	2.56	0.40
1:C:190:VAL:HG22	1:C:241:GLU:CG	2.49	0.40
1:C:20:ILE:HA	1:C:23:MET:HG3	2.02	0.40
1:D:87:ASP:OD2	1:D:90:THR:HG23	2.21	0.40
1:A:22:GLN:O	1:A:26:THR:HB	2.22	0.40
1:B:409:THR:HB	1:B:412:ASP:H	1.86	0.40
1:C:328:ASP:OD2	1:C:329:LYS:N	2.54	0.40
1:C:68:GLU:O	1:C:72:GLU:HG2	2.21	0.40

There are no symmetry-related clashes.

5.3 Torsion angles [i](#)

5.3.1 Protein backbone [i](#)

In the following table, the Percentiles column shows the percent Ramachandran outliers of the chain as a percentile score with respect to all X-ray entries followed by that with respect to entries of similar resolution.

The Analysed column shows the number of residues for which the backbone conformation was analysed, and the total number of residues.

Mol	Chain	Analysed	Favoured	Allowed	Outliers	Percentiles
1	A	446/465 (96%)	409 (92%)	33 (7%)	4 (1%)	17 46
1	B	446/465 (96%)	398 (89%)	44 (10%)	4 (1%)	17 46
1	C	447/465 (96%)	400 (90%)	42 (9%)	5 (1%)	14 41
1	D	447/465 (96%)	392 (88%)	45 (10%)	10 (2%)	6 22
All	All	1786/1860 (96%)	1599 (90%)	164 (9%)	23 (1%)	12 36

All (23) Ramachandran outliers are listed below:

Mol	Chain	Res	Type
1	A	204	LEU
1	B	204	LEU
1	B	419	LEU
1	D	109	THR
1	A	462	GLN
1	B	439	ALA
1	C	25	SER
1	C	102	ASP
1	C	204	LEU
1	C	320	THR
1	C	462	GLN
1	A	421	SER
1	B	102	ASP
1	D	32	GLN
1	D	204	LEU
1	D	95	ARG
1	D	210	ASP
1	A	414	LYS
1	D	94	ARG
1	D	325	LEU
1	D	60	LEU
1	D	98	GLU
1	D	101	GLY

5.3.2 Protein sidechains [i](#)

In the following table, the Percentiles column shows the percent sidechain outliers of the chain as a percentile score with respect to all X-ray entries followed by that with respect to entries of similar resolution.

The Analysed column shows the number of residues for which the sidechain conformation was analysed, and the total number of residues.

Mol	Chain	Analysed	Rotameric	Outliers	Percentiles
1	A	394/405 (97%)	362 (92%)	32 (8%)	11 33
1	B	394/405 (97%)	366 (93%)	28 (7%)	14 39
1	C	395/405 (98%)	355 (90%)	40 (10%)	7 22
1	D	395/405 (98%)	360 (91%)	35 (9%)	9 28
All	All	1578/1620 (97%)	1443 (91%)	135 (9%)	10 30

All (135) residues with a non-rotameric sidechain are listed below:

Mol	Chain	Res	Type
1	A	27	SER
1	A	58	THR
1	A	59	GLU
1	A	71	SER
1	A	88	ILE
1	A	134	THR
1	A	139	LEU
1	A	155	LEU
1	A	165	GLN
1	A	171	GLN
1	A	180	LEU
1	A	197	LEU
1	A	199	LEU
1	A	204	LEU
1	A	209	LEU
1	A	216	LEU
1	A	261	ILE
1	A	283	LEU
1	A	315	LYS
1	A	323	LYS
1	A	324	ASP
1	A	326	GLN
1	A	361	GLU
1	A	364	LEU
1	A	367	GLU
1	A	373	LEU
1	A	408	LEU
1	A	423	ASP
1	A	424	VAL
1	A	440	MET
1	A	449	THR
1	A	463	LYS
1	B	27	SER
1	B	28	MET
1	B	30	THR
1	B	36	GLU
1	B	82	THR
1	B	88	ILE
1	B	89	HIS
1	B	92	ASN
1	B	136	LEU
1	B	137	LEU

Continued on next page...

Continued from previous page...

Mol	Chain	Res	Type
1	B	139	LEU
1	B	151	ILE
1	B	184	SER
1	B	197	LEU
1	B	199	LEU
1	B	218	SER
1	B	219	GLU
1	B	233	ILE
1	B	248	LEU
1	B	253	LEU
1	B	291	ASP
1	B	319	SER
1	B	354	GLN
1	B	380	LYS
1	B	385	ARG
1	B	393	LYS
1	B	400	THR
1	B	423	ASP
1	C	18	ASP
1	C	21	MET
1	C	27	SER
1	C	30	THR
1	C	34	LEU
1	C	37	VAL
1	C	51	LYS
1	C	67	LEU
1	C	81	VAL
1	C	88	ILE
1	C	93	GLU
1	C	95	ARG
1	C	97	LYS
1	C	112	SER
1	C	115	GLU
1	C	121	LEU
1	C	138	GLN
1	C	139	LEU
1	C	159	THR
1	C	167	ILE
1	C	171	GLN
1	C	192	ARG
1	C	195	ASN
1	C	204	LEU

Continued on next page...

Continued from previous page...

Mol	Chain	Res	Type
1	C	228	ASN
1	C	248	LEU
1	C	283	LEU
1	C	286	GLN
1	C	311	LEU
1	C	323	LYS
1	C	324	ASP
1	C	326	GLN
1	C	355	ILE
1	C	386	GLN
1	C	405	ILE
1	C	435	GLU
1	C	445	LYS
1	C	456	ARG
1	C	462	GLN
1	C	463	LYS
1	D	27	SER
1	D	68	GLU
1	D	74	TRP
1	D	82	THR
1	D	84	SER
1	D	88	ILE
1	D	89	HIS
1	D	109	THR
1	D	113	ARG
1	D	118	VAL
1	D	127	ASN
1	D	136	LEU
1	D	138	GLN
1	D	139	LEU
1	D	167	ILE
1	D	171	GLN
1	D	199	LEU
1	D	204	LEU
1	D	211	ILE
1	D	215	MET
1	D	224	SER
1	D	225	ILE
1	D	228	ASN
1	D	282	SER
1	D	309	SER
1	D	319	SER

Continued on next page...

Continued from previous page...

Mol	Chain	Res	Type
1	D	323	LYS
1	D	330	GLU
1	D	354	GLN
1	D	367	GLU
1	D	399	GLU
1	D	406	ASN
1	D	454	HIS
1	D	462	GLN
1	D	464	GLU

Some sidechains can be flipped to improve hydrogen bonding and reduce clashes. All (59) such sidechains are listed below:

Mol	Chain	Res	Type
1	A	22	GLN
1	A	40	GLN
1	A	114	ASN
1	A	171	GLN
1	A	228	ASN
1	A	289	ASN
1	A	326	GLN
1	A	344	GLN
1	A	359	ASN
1	A	388	HIS
1	A	436	GLN
1	B	32	GLN
1	B	92	ASN
1	B	108	ASN
1	B	114	ASN
1	B	116	GLN
1	B	135	HIS
1	B	162	GLN
1	B	207	ASN
1	B	228	ASN
1	B	354	GLN
1	B	359	ASN
1	B	407	ASN
1	B	429	ASN
1	B	432	ASN
1	B	436	GLN
1	B	451	GLN
1	C	22	GLN
1	C	116	GLN

Continued on next page...

Continued from previous page...

Mol	Chain	Res	Type
1	C	135	HIS
1	C	138	GLN
1	C	171	GLN
1	C	195	ASN
1	C	207	ASN
1	C	228	ASN
1	C	286	GLN
1	C	326	GLN
1	C	386	GLN
1	C	432	ASN
1	C	436	GLN
1	D	32	GLN
1	D	40	GLN
1	D	89	HIS
1	D	114	ASN
1	D	162	GLN
1	D	165	GLN
1	D	171	GLN
1	D	176	HIS
1	D	207	ASN
1	D	228	ASN
1	D	322	ASN
1	D	326	GLN
1	D	344	GLN
1	D	354	GLN
1	D	406	ASN
1	D	407	ASN
1	D	426	GLN
1	D	432	ASN
1	D	436	GLN

5.3.3 RNA ⓘ

There are no RNA molecules in this entry.

5.4 Non-standard residues in protein, DNA, RNA chains ⓘ

There are no non-standard protein/DNA/RNA residues in this entry.

5.5 Carbohydrates [i](#)

There are no carbohydrates in this entry.

5.6 Ligand geometry [i](#)

There are no ligands in this entry.

5.7 Other polymers [i](#)

There are no such residues in this entry.

5.8 Polymer linkage issues [i](#)

There are no chain breaks in this entry.

6 Fit of model and data [i](#)

6.1 Protein, DNA and RNA chains [i](#)

EDS was not executed - this section is therefore empty.

6.2 Non-standard residues in protein, DNA, RNA chains [i](#)

EDS was not executed - this section is therefore empty.

6.3 Carbohydrates [i](#)

EDS was not executed - this section is therefore empty.

6.4 Ligands [i](#)

EDS was not executed - this section is therefore empty.

6.5 Other polymers [i](#)

EDS was not executed - this section is therefore empty.